Lockheed Martin Corporation
6801 Rockledge Drive MP: CCT-246
Bethesda, MD 20817
Telephone 301-548-2209

April 30, 2020 **VIA ELECTRONIC TRANSMISSION & PRIVATE CARRIER**

Brian Dietz
Land Restoration Program
Land and Materials Administration
Maryland Department of the Environment
1800 Washington Boulevard, Suite 625
Baltimore, Maryland 21230

Subject: Block E Asbestos and Soil Pile Sampling Investigation Report
Lockheed Martin Corporation – Middle River Complex
2323 Eastern Boulevard, Middle River, Baltimore County, Maryland

Dear Mr. Dietz,

For your review please find enclosed two hard copies with a CD of the above-referenced document. This report summarizes field activities and chemical analytical results from the investigation of floor and brick tiles remaining at the foundation of former Building D in Block E to determine if they contain asbestos and results from the investigation of volatile organic compounds in the soil piles near that former building at the Middle River Complex in Middle River, Maryland.

If possible, we respectfully request to receive MDE's document review comments by June 26, 2020.

Please let me know if you have any questions. My office phone is (301) 548-2209.

Sincerely,

Thomas D. Blackman
Project Lead, Environmental Remediation

cc: (via email without enclosure)
Gary Schold, MDE
Mark Mank, MDE
Christine Kline, Lockheed Martin
Norman Varney, Lockheed Martin
Tom Green, LMCPI
Michael Martin, Tetra Tech
Cannon Silver, CDM Smith

cc: (via Secure Information Exchange)
Jann Richardson, Lockheed Martin
Scott Heinlein, LMCPI
Christopher Keller, LMCPI
Glen Harriel, LMCPI

cc: (via mail with enclosure)
Budd Zahn, MRAS

BLOCK E ASBESTOS AND SOIL PILE SAMPLING INVESTIGATION REPORT
LOCKHEED MARTIN MIDDLE RIVER COMPLEX
2323 EASTERN BOULEVARD
MIDDLE RIVER, MARYLAND

Prepared for:
Lockheed Martin Corporation

Prepared by:
Tetra Tech, Inc.

April 2020

Approved by:
Lockheed Martin, Inc.

Revision: 0



Michael Martin, P.G.
Regional Manager



Josh Mullis
Project Geologist

TABLE OF CONTENTS

Section **Page**

Table of Contents ..... **i**

List of FIGURES ..... **ii**

List of TABLES ..... **ii**

Appendices ..... **ii**

Acronyms ..... **iii**

Section 1 Introduction **1-1**

Section 2 Background and Site Description **2-1**

Section 3 Investigation Approach and Methodology **3-1**

3.1 Asbestos Investigation 3-1

3.2 Soil Pile Drilling Mobilization/Demobilization 3-2

3.3 Site Access and Utility Clearance 3-3

3.4 Field Methodology 3-4

3.4.1 Investigation Approach 3-4

3.4.2 Drilling and Sampling 3-4

3.5 Sampling Nomenclature 3-5

3.6 Surveying 3-5

3.7 Documentation 3-5

3.8 Sample Handling 3-6

3.9 Equipment Decontamination 3-6

3.10 Waste Management 3-6

3.11 Data Validation 3-7

Section 4 Results **4-1**

Section 5 Summary **5-1**

Section 6 References **6-1**

TABLE OF CONTENTS (CONTINUED)

LIST OF FIGURES

Figure 1-1 Site Location Map, Middle River Complex
Figure 3-1 Block E Asbestos Sampling Locations, July 2019
Figure 3-2 Soil Pile Sampling Locations, Block E
Figure 4-1 VOC Detections, Block E Soil Pile Borings, December 2019

LIST OF TABLES

Table 3-1 Block E Soil Pile Sampling Locations
Table 4-1 Statistical Summary of VOCs Detected in Block E Soil Pile Samples, 2019
Table 4-2 Detected VOCs in Block E Soil Pile Samples, 2019

APPENDICES

Appendix A—Permits and Utility Clearance Reports
Appendix B—Soil Boring Logs
Appendix C—Daily Reports and Field Documentation
Appendix D—Chemical-Data Table and Laboratory Reports
Appendix E—Investigation Derived Waste (IDW) Documentation
Appendix F—A&I Environmental and IH Services Asbestos Reports

ACRONYMS

ACM	asbestos containing material
bgs	below ground surface
DPT	direct-push technology
ESH	environment, safety and health
ft	feet
GPR	ground-penetrating radar
GPS	global positioning system
GroundZero	Ground Zero, Inc.
HASP	health and safety plan
HQ	hazard quotient
IDW	investigation-derived waste
LMCPI	LMC Properties, Inc.
Lockheed Martin	Lockheed Martin Corporation
mg/kg	milligrams per kilogram
MRC	Middle River Complex
PCB	polychlorinated biphenyl
PID	photoionization detector
PPE	personal protective equipment
QA	quality assurance
QC	quality control
RBDAA	risk-based disposal approval application
RCRA	Resource Conservation and Recovery Act
TCLP	toxicity characteristic leaching procedure
Tetra Tech	Tetra Tech, Inc.

TPH	total petroleum hydrocarbons
TR	target risk
USDOT	United States Department of Transportation
USEPA	United States Environmental Protection Agency
VOC(s)	volatile organic compound(s)
WMP	waste management plan

SECTION 1
INTRODUCTION

This report summarizes field activities and chemical analytical results from the investigation of floor and brick tiles remaining at the foundation of former Building D in Block E to determine if they contain asbestos and results from the investigation of volatile organic compounds (VOCs) in the soil piles near that former building at the Middle River Complex (MRC) in Middle River, Maryland. Figure 1-1 shows the Middle River Complex site location. This report documents the advancement and sampling of five direct-push technology (DPT) borings and four hand auger borings to assess the concentrations of volatile organic compounds that might be in the soil piles along the northern and western perimeters of the former Building D slab and investigating floor tiles to determine if asbestos containing material (ACM) is present.

Extensive multimedia sampling has been conducted in Block E, primarily to evaluate the extent of polychlorinated biphenyls (PCBs) in soil and groundwater. The soil piles in Block E were originally sampled in 2014 and 2016 for polychlorinated biphenyls, polycyclic aromatic hydrocarbons (PAHs), metals, total petroleum hydrocarbons (TPH), and radionuclides to determine if this soil would be satisfactory as backfill when remediation was complete. Results from these investigations are summarized in the *Remedial Investigation Block E Soil (Tetra Tech, 2018a)*. Volatile organic compound analyses were not conducted during these previous two events, and volatiles characterization is required to support the design of the Block E soil remedy as well as to satisfy the requirements of the Soil Management Plan for Blocks E and I (Tetra Tech, 2019b). Additionally, investigation was conducted to determine if ACM is present in floor/brick tile or adhesive/grout remaining on the concrete foundation slab of former Building D.

Sampling objectives in accordance with the *Block E Asbestos and Soil Pile Sampling Investigation Work Plan* (Tetra Tech, 2019a) were to:

- subcontracting a professional asbestos sampling firm to conduct an asbestos investigation of any remaining floor tile possibly installed using an asbestos based adhesive mastic during building construction

- collecting soil samples from nine continuously cored soil borings from the Block E soil pile area, including three borings along the western portion and six borings along the northern portion of the former building D slab

- selecting a sample from each boring by identifying the soil interval likely impacted by volatiles, using a photoionization detector (PID) for screening

The volatile organic compound results from these soil piles will be used to fulfill data requirements of the Soil Management Plan for Blocks E and I (Tetra Tech, 2019b) and the asbestos results will provide information needed for disposal recommendations for Block E. This report is organized as follows:

Section 2—Background and Site Description: Briefly summarizes the site background and references recent reports containing detailed background information related to the project.

Section 3—Investigation Approach and Methodology: Presents the technical approach for soil sampling and describes the field methodology employed for the investigation.

Section 4—Results: Presents the investigation results.

Section 5—Summary: Summarizes the investigation findings.

Section 6—References: Cites references used to compile this report.

Figures, tables, and appendices are at the end of this report, following Section 6.

SECTION 2
BACKGROUND AND SITE DESCRIPTION

Block E is one of several properties at the Middle River Complex (MRC) being managed by Lockheed Martin Corporation (Lockheed Martin) as part of environmental stewardship efforts to address contamination from former industrial operations. MRC consists of approximately 161 acres, including Tax Blocks A through I, and is currently occupied by 12 main buildings with surrounding parking and storage areas. MRC is bounded by Eastern Boulevard (Route 150) to the north, Dark Head Cove to the south, Cow Pen Creek to the west, and Martin State Airport to the east. The area currently includes active industrial properties, perimeter parking lots, an athletic field, a vacant concrete-covered lot (Block E), a trailer storage lot, and numerous grassy areas along the facility perimeter also including a former seaplane launch ramp. Locked and access-controlled chain-link fences surround the main industrial area and all external properties, including Block E.

Block E is in the southern portion of the MRC and is 15.97 acres in area. Block E is bounded on the north by the active industrial portion of the complex (Block I), to the east by parking lot No. 6 (Block D), to the south by waterfront lot (Block F), and to the west by the Tilley Chemical Company. The former location of Building D encompasses approximately half of the Block E area. It was constructed very rapidly in the early 1940s and demolished in December 1971. During former Building D record searches, demolition records indicating material disposal plans or manifests were not located. The remaining concrete floor slab, corresponding to the former basement floor of the building, defines the current grade.

The basement floor consists of concrete slabs with ceramic tiles overlaying the concrete in several locations. Construction joints or expansion joints (with associated cracking) are between the slabs. Former sumps and floor drains associated with the building's manufacturing processes, some of which have been plugged with concrete or grouted, remain within the existing concrete slab. Areas off the foundation slab are either ancillary concrete parking and access points, or are covered in

grass or other vegetation. Steep soil slopes (with elevation differences of approximately 12 feet) are in areas where the existing topography was cut into to construct the building; these slopes characterize the western and northwestern edges of Block E. In these areas, the soil slumped onto the outer edge of the foundation slab after the building was removed, or excess soil from site operations has accumulated in this area over time.

The area occupied by former Building D has not been redeveloped since the building was demolished in 1971. Portions of the area are currently used to store lowboy trailers and, at times, airplane carcasses belonging to the Glenn L. Martin Aviation Museum at Martin State Airport. A building used to store road salt is in the northwestern corner of the former Building D footprint. A 500,000-gallon aboveground storage tank (AST) and pump-house associated with the facility fire suppression system are in the southeastern corner of Block E. Tilley Chemical Company occupies the adjoining property to the west, and stores trailers in the southwestern corner of Block E on the concrete parking apron of former Building D.

Tetra Tech, Inc. (Tetra Tech) conducted a remedial investigation for Block E soil on behalf of Lockheed Martin Corporation (Lockheed Martin); the report for that investigation was produced in August 2018 (Tetra Tech, 2018a). The remedial investigation report presents the collective understanding of site conditions and environmental impacts at Block E, and is a vital resource that summarizes the investigations completed at Block E. Development of the Block E soil remedial action plan began in 2018 (Tetra Tech, 2019c), and it was approved by the Maryland Department of the Environment (MDE) in 2019. Lockheed Martin has started developing the full remedy design for Block E soil based on the selected remedial alternative from that plan, and will be obtaining necessary permits for execution of the plan; Lockheed Martin is also submitting a risk-based disposal approval application (RBDAA) in accordance with United States Environmental Protection Agency (USEPA) regulations at 40 CFR 761.61(c) implementing the Toxic Substances Control Act (TSCA) for Block E soil. The data resulting from this investigation will facilitate the development of the soil remedial design. The approach and methodology for asbestos characterization and soil pile sampling are described in the sections below.

SECTION 3
INVESTIGATION APPROACH AND METHODOLOGY

This report documents field activities for conducting additional soil sampling to characterize volatile organic compounds (VOCs) in soil within the soil piles located on the western and northern portion of the former Building D concrete slab in Block E and potential asbestos containing materials in Block E. The scope of work associated with this field program included:

- an asbestos investigation, completed using a professional asbestos sampling firm to assess any remaining tile potentially containing asbestos-based adhesive mastic
- advancement of nine soil borings, to approximately 15 feet below ground surface (bgs), along the northern and western portions of the former Building D slab in Block E
- sample collection at each soil boring (including one duplicate) at the depth interval associated with the highest field-screening result, for analysis of VOCs by United States Environmental Protection Agency (USEPA) Method 8260C

3.1 ASBESTOS INVESTIGATION

On April 15, 2019, Tetra Tech met with personnel from A&I Environmental Services, a professional asbestos removal and waste handling firm, to perform a visual inspection of possible asbestos-containing material (ACM) at former Building D in Block E. During the inspection, no visible ACM was noted onsite. To confirm this finding, Tetra Tech met with personnel from IH Services, a professional asbestos sampling contractor, on July 19, 2019, and conducted a similar ACM inspection. IH Services personnel agreed with and confirmed the findings of A&I Environmental Services (i.e., no visible ACM was onsite). Personnel from IH Services also noted that since the former Building D slab/site had been exposed to atmospheric elements for an extended time, ACM was unlikely to be present, as extensive weathering had undoubtedly occurred, and stated that ACM sampling was therefore unnecessary. Nonetheless, to confirm these conclusions, Tetra Tech selected three floor and/or brick tile locations for ACM sampling (Figure 3-1) to confirm the contractors' conclusions. Six samples, one each tile material and

associated adhesive, were collected by IH Services, Inc. from each of the three separate sampling locations shown on Figure 3-1 and submitted for asbestos analysis.

3.2 SOIL PILE DRILLING MOBILIZATION/DEMOBILIZATION

On December 16, 2019, Tetra Tech mobilized equipment, the drilling subcontractor (Ground Zero, Inc. [GroundZero]), and Tetra Tech field personnel to the site for soil sampling. Mobilization included:

- coordinating with Lockheed Martin Corporation (Lockheed Martin) and Middle River Complex (MRC) personnel for facility access and approval of boring locations
- mobilizing subcontractors, equipment, and materials to the site
- obtaining "Miss Utility" and MRC utility clearances for the soil boring locations, along with utility clearance of selected boring locations using a private utility-locating firm
- implementing a site-specific health and safety plan (HASP)
- preparing to manage investigation-derived waste (IDW)

Work was completed on December 17, 2019. Demobilization included the following:

- demobilizing subcontractors, equipment, and materials from the site
- general site cleanup and trash removal
- managing IDW

MRC tenants were informed and updated about the field investigation at biweekly meetings conducted by LMC Properties, Inc., (LMCPI). LMCPI was notified of the field tasks and schedule and approved the proposed work prior to field mobilization.

The Tetra Tech field operations leader coordinated mobilization and demobilization (including equipment inventories, to ensure equipment availability), purchasing and leasing equipment, and staging equipment for efficient loading and transport to and from the site before and after each field activity. Before field operations began, Tetra Tech personnel reviewed the site-specific HASP (Tetra Tech, 2018b) and the respective "safe work" permits therein. Before daily field events, Tetra Tech held mandatory health and safety tailgate meetings to review site conditions and anticipated

work for each day. Subcontractors present for that day's field activities were included in the daily tailgate meetings. The Tetra Tech site health and safety officer documented pertinent topics covered and personnel in attendance. Each day, Tetra Tech used traffic cones to isolate the work area and all field personnel wore high-visibility safety vests.

As part of daily IDW management, Tetra Tech followed the waste management plan (WMP [Tetra Tech, 2019d]) conforming to *Lockheed Martin Energy, Environment, Safety, and Health (EESH) Remediation Waste Management Procedure No. EROP 03, Revision 4,* effective April 17, 2009 (Lockheed Martin, 2009).

3.3 SITE ACCESS AND UTILITY CLEARANCE

Site access, utility clearances, notifications and approvals, and project documentation conformed to the provisions of *Lockheed Martin Remediation Contractor's Environment, Safety and Health (ESH) Handbook, Revision 4, May 1, 2016* (Lockheed Martin, 2016). Before starting any intrusive field activities, Tetra Tech obtained the required permits, completed the digging authorization form and risk-handling checklist, and obtained required signatures. Each proposed soil boring location was screened for the presence of subsurface utilities. In addition to calling in a "Miss Utility" ticket, Tetra Tech obtained available MRC-facility engineering and utility maps and contracted with a private utility-locating service (RETTEW, formerly Enviroscan, Inc. [RETTEW]) to locate and mark out any underground utilities. RETTEW used standard utility-locating equipment representing the best available technology including a RadioDetection RD-8000, a RadioDetection C.A.T. 3, and a GSSI dual-frequency ground-penetrating radar (GPR) system.

Subsurface utilities within a 30-foot radius of each designated boring was located and marked on the ground with the industry standard paint color corresponding to each utility. No borings were relocated resulting from utility clearance. Permits, the "Miss Utility" clearance, and the RETTEW utility-screening report are in Appendix A.

No site operations were affected during the field activities. Tetra Tech used traffic cones and caution tape to isolate the work areas and maintained open pathways for pedestrian and vehicle traffic during this investigation.

3.4 FIELD METHODOLOGY

3.4.1 Investigation Approach

As shown on Figure 3-2 and presented in Table 3-1, the sampling strategy consisted of advancing nine borings along the western and northern perimeter of the former Building D concrete slab. The boring locations were placed near historical boring locations (shown on Figure 3-2) to close the data gap present for volatile organic compounds (VOCs) not completed during prior investigations. The boring depth was determined based on the depth to the concrete slab at each location. This was determined by cross-referencing its global positioning system (GPS) location with known elevations of the concrete slab. Borings were terminated when Geoprobe signs of refusal were observed, and varied from 3 feet to 15 feet. All samples were analyzed for VOCs by United States Environmental Protection Agency (USEPA) SW846 Method 8260C. Four locations were inaccessible by the drill rig and were completed using a hand auger, while the remaining five locations were completed with the direct-push technology (DPT) drill rig.

A soil sample was collected from the depth interval associated with the highest field screening values (as determined by photoionization detector [PID] readings) and were submitted to a State of Maryland accredited laboratory (Eurofins TestAmerica, North Canton, Ohio) for VOC analysis by USEPA Method 8260C.

All samples were sent with a standard 21-day turnaround time and analyzed by a state-accredited laboratory (Eurofins TestAmerica). One duplicate sample was collected for quality control (QC).

3.4.2 Drilling and Sampling

Five soil borings (E-SB-1793, E-SB-1794, E-SB-1797, E-SB-1798, and E-SB 1799) were advanced by a Maryland state-licensed driller using a track-mounted DPT rig equipped with a 1.5-inch diameter, four-foot-long, stainless steel macrocore sampler fitted with a disposable acetate liner. The remaining four borings (E-SB-1791, E-SB-1792, E-SB-1795, and E-SB-1796) were advanced by the field team using a stainless steel three-inch hand auger.

Samples were collected from each soil boring for lithological characterization and field screening. Soil was screened by visual observation (e.g., staining, discolorations, etc.) and odor detection. In

addition, the soil samples were screened for VOCs with a PID using a consistent headspace screening methodology (i.e., zip-top bag technique) to detect VOC vapors. Soil in the bag was gently disturbed to allow VOCs to be released from the soil matrix, and the bag was allowed to stand for five to 10 minutes before obtaining a PID reading by inserting the tip of the detector into the plastic bag. The peak VOC concentration was then recorded on the soil boring form. Soil boring logs were generated using *gINT Professional* software and are included in Appendix B.

3.5 SAMPLING NOMENCLATURE

Each soil sample collected was identified with a unique sample identification tag. The sample identification tag consisted of the location ("E" for Block E), followed by "SB" and the boring number. Samples from each depth interval consisted of a two-number hyphenated suffix indicating the bottom depth of the boring. For example, E-SB-1793-12-14 represents a soil sample collected in Block E from soil boring SB-1793 at a depth of 12-14 feet bgs. The sampling depths from each boring were recorded on the boring log forms (Appendix B).

3.6 SURVEYING

Horizontal coordinates for each boring were located using global positioning system (GPS) technology with sub-meter accuracy.

3.7 DOCUMENTATION

A field iPad equipped with FormConnect software was used for recording daily reports for this project. Daily reports included the following information: weather and duration of site activities, tailgate health and safety topics, summary of work completed, inspections completed, delays or problems encountered, planned schedule, safety actions taken, safe work procedures, and photographs of site activities. Daily field reports signed activity hazard analysis forms, and equipment (PID) calibration records are in Appendix C. Sample documentation consisted of chain of custody reports and matrix-specific sampling log sheets. Signed chains of custody are provided in the support documentation section of the data validation and full laboratory reports in Appendix D.

3.8 SAMPLE HANDLING

Proper custody procedures were followed throughout all phases of sample collection and handling. Chain of custody protocols were used throughout sample handling to establish the evidentiary integrity of sample containers. These protocols demonstrate that the samples were handled and transferred in a manner that would eliminate (or detect) possible tampering. Sample containers were released under signature from the laboratory and were accepted under signature by the sampler or individual responsible for maintaining custody until the sample containers were transferred to the sampling team.

Samples were released by the sampling team under signature and were accepted under signature by the laboratory. Transport containers returning to the laboratory were sealed with strapping tape and a tamper-resistant custody seal. The custody seal includes the signature of the individual releasing the transport container, along with the date and time.

3.9 EQUIPMENT DECONTAMINATION

Reusable drilling equipment (e.g., DPT rods, augers, scoops) were decontaminated before use at each boring location. The equipment was cleaned using a motorized water spraying nozzle, followed by an Alconox® wash, followed by a three-step rinse using potable-water, reagent-grade isopropanol, and analyte-free water. Resulting wash/rinse waters were collected and containerized in a five-gallon bucket. Decontamination water was collected in a five-gallon bucket, which was placed inside a United States Department of Transportation (USDOT)-approved 55-gallon drum and sampled for waste characterization. Due to the minimal (under two gallons) amount of decontamination water generated, the waste characterization sample collected depleted the generated volume. Therefore, the decontamination water drum was removed from the site as an empty drum.

3.10 WASTE MANAGEMENT

The MRC waste management plan (Tetra Tech, 2019d) conforming to *Lockheed Martin's Remediation Contractor's ESH Handbook, Revision 2* was followed during this investigation to store, manage, test, and dispose of IDW. IDW, consisting drill cuttings and decontamination water, was generated during the investigation. Personal protective equipment (PPE) was placed in trash

bags and then in a facility trash receptacle to be disposed of as general refuse. Soil cuttings and decontamination water were collected and stored in United States Department of Transportation (USDOT)-approved 55-gallon drums. The drums were appropriately labeled and logged on a drum inventory form.

After IDW generation, the drums were relocated to a drum staging area (located in Block E/Lot D) as directed by Lockheed Martin personnel. Samples of IDW were collected and submitted to be analyzed for VOCs, polychlorinated biphenyls (PCBs), toxicity characteristic leaching procedure (TCLP) metals, and ignitability. All IDW was profiled as nonhazardous based on waste characterization sampling, and the drums were removed from the site on February 18, 2020 by Clean Harbors of Baltimore, Maryland. IDW documentation is in Appendix E.

3.11 DATA VALIDATION

Following receipt of the soil analytical results, data were validated by an independent chemist in accordance with USEPA Region 3 protocols. Chemical data were supplied by the laboratory as hard-copy reports and electronic databases. All data were validated for all quality assurance (QA)/ quality control (QC) parameters, including laboratory QA/QC and accuracy, precision, completeness, and comparability, in accordance with USEPA guidance. This review is based on the *USEPA National Functional Guidelines for Organic Superfund Methods Data Review* (USEPA, 2017), and the specifics of the analytical method used. Data validation and full laboratory reports, including complete chain of custody documentation, are in Appendix D (on compact disc). Chemical data tables are also in Appendix D.

Collectively, these data are acceptable for their intended use, except for data that have been qualified as unreliable. For this validation, the following data qualifiers (i.e., flags) were applied to the chemical results presented in this report:

U Not detected; the analyte is considered not detected at the reported value.

J The analyte is considered present in the sample; however, the value is estimated and might not be accurate or precise.

NJ The analyte is tentatively identified and presumed present in the sample; however, the concentration is estimated

UJ The analyte was not detected; however, the quantitation or detection limit might be inaccurate or imprecise.

UR The sample result (non-detected) is unusable due to the quality of the data generated because certain criteria were not met. The analyte may or may not be present in the sample.

These flags appear on the chemical results tables in Section 4 and Appendix D.

SECTION 4
RESULTS

This section presents the results of the asbestos investigation in Block E and results for soil sampling conducted within the soil pile areas along the western and northern perimeter of the concrete slab of former Building D in Block E. All soil pile samples were analyzed for volatile organic compounds (VOCs) by United States Environmental Protection Agency (USEPA) Method 8260C and samples collected for asbestos assessment were analyzed by EPA method 600/R-93/116.

Validated soil-chemical data were used to generate a statistical summary table (Table 4-1) and a detection table (Table 4-2) summarizing positive detections of VOCs in soil samples. As shown on Table 4-1, acetone was the only VOC detected.[1] Acetone concentrations ranged from 0.027*J* milligrams per kilogram (mg/kg) at E-SB-1796 to 2.7 mg/kg at E-SB-1791; all detected concentrations were well (more than three orders of magnitude [1,000 times]) below the most stringent screening criterion of 6,100 mg/kg, which is the USEPA-recommended screening level for soil exposure by a residential child, determined using a target risk level of 1×10^{-6} and a hazard quotient of 0.1 (USEPA, 2019). Figure 4-1 shows the locations and depths of acetone detections.

Block E site surveys performed by professional asbestos firms, A&I Environmental Services and IH Services, concluded that no asbestos-containing materials (ACM) are visually present on-site. Co-located samples of brick and adhesive material, 1E-BRK, 2E-BRK, and 3E-BRK, were collected and analysed for asbestos containing material. No asbestos was detected in these three samples. Asbestos sampling results are included in Appendix F.

[1]Trace concentrations of two (volatile) tentatively identified compounds were also detected (see Tables 4-1 and 4-2).

SECTION 5
SUMMARY

Acetone, a volatile organic compound (VOC), was detected in five of nine samples at concentrations ranging from 0.027*J* milligrams per kilogram (mg/kg) to 2.7 mg/kg. All concentrations were well below the most stringent screening level. No other volatile organic compounds were detected. Based on VOCs analytical results, the soil is suitable for reuse on Block E in accordance with the Soil Management Plan for Blocks E and I (Tetra Tech, 2019b).

Block E site surveys and asbestos sampling and analysis of tile and adhesive indicate that asbestos is not present in these site features.

SECTION 6
REFERENCES

Lockheed Martin Corporation (Lockheed Martin), 2008. *Enterprise Operations (EO)-28 and Lockheed Martin Minimum Requirements for Intrusive Fieldwork Work Plans.*

Lockheed Martin Corporation (Lockheed Martin), 2009. *Energy, Environment, Safety, and Health (EESH) Remediation Waste Management Procedure No: EROP-03, Revision 4* (effective April 17, 2009).

Lockheed Martin Corporation (Lockheed Martin), 2016. *Remediation Contractor's ESH Handbook*, Revision 4, effective May 1.

Tetra Tech, Inc. (Tetra Tech), 2018a. *Remedial Investigation Block E Soil, Middle River Complex,* Lockheed Martin Middle River Complex, 2323 Eastern Boulevard Middle River, MD. Prepared by Tetra Tech, Inc., Germantown, Maryland for Lockheed Martin Corporation, Bethesda, Maryland. July.

Tetra Tech, Inc. (Tetra Tech), 2018b. *Master Health and Safety Plan, Middle River Complex*, Revision 6, Lockheed Martin Middle River Complex, 2323 Eastern Boulevard Middle River, Maryland. Prepared by Tetra Tech, Inc., Germantown, Maryland for Lockheed Martin Corporation, Bethesda, Maryland. June.

Tetra Tech, Inc. (Tetra Tech), 2019a. *Block E Asbestos and Soil Pile Sampling Investigation Work Plan, Middle River Complex,* Lockheed Martin Middle River Complex, 2323 Eastern Boulevard Middle River, MD. Prepared by Tetra Tech, Inc., Germantown, Maryland for Lockheed Martin Corporation, Bethesda, Maryland. October.

Tetra Tech, Inc. (Tetra Tech), 2019b. *Soil Management Plan for Blocks E and I, Middle River Complex*, Lockheed Martin Middle River Complex, 2323 Eastern Boulevard Middle River, Maryland. Prepared by Tetra Tech, Inc., Germantown, Maryland for Lockheed Martin Corporation, Bethesda, Maryland. March

Tetra Tech, Inc. (Tetra Tech), 2019c. Block E Soil Remedial Action Plan, Middle River Complex, Lockheed Martin Middle River Complex, 2323 Eastern Boulevard Middle River, Maryland. Prepared by Tetra Tech, Inc., Germantown, Maryland for Lockheed Martin Corporation, Bethesda, Maryland.

Tetra Tech, Inc. (Tetra Tech), 2019d. *Waste Management Plan*, Lockheed Martin Middle River Complex, 2323 Eastern Boulevard Middle River, Maryland. Prepared by Tetra Tech, Inc., Germantown, Maryland for Lockheed Martin Corporation, Bethesda, Maryland. August

United States Environmental Protection Agency (USEPA), 2017. *National Functional Guidelines for Organic Superfund Methods Data Review,* EPA540R2017002. 250 pp.

United States Environmental Protection Agency (USEPA), 2019. *Regional Screening Level (RSL) Resident Soil Table (TR=1E-06, HQ=0.1) November 2019.* https://semspub.epa.gov/work/HQ/199632.pdf

FIGURES

Figure 1-1 Site Location Map, Middle River Complex

Figure 3-1 Block E Asbestos Sampling Locations, July 2019

Figure 3-2 Soil Pile Sampling Locations, Block E

Figure 4-1 VOC Detections, Block E Soil Pile Borings, December 2019



2017 aerial photograph provided by the State of Maryland.

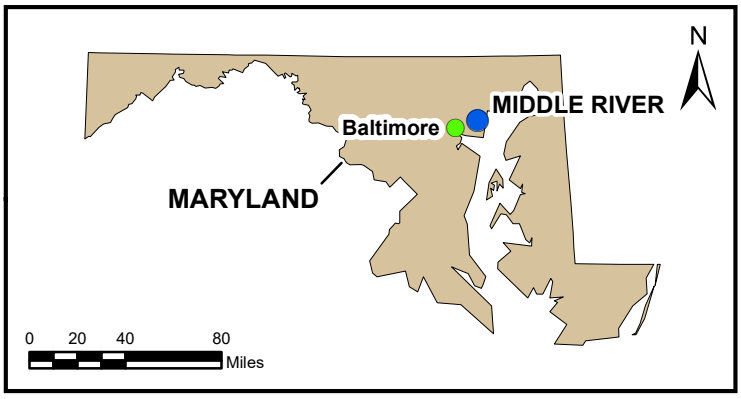

FIGURE 1-1

SITE LOCATION MAP
MIDDLE RIVER COMPLEX

Lockheed Martin Middle River Complex
Middle River, Maryland

DATE MODIFIED:	CREATED BY:
08/27/18	JEE

TETRA TECH

Map Document: (P:\GIS\Middle_River\MapDocs\MXD\mrc_sitemap_aug2018.mxd)
08/27/18 -- JEE



FIGURE 3-1

BLOCK E ASBESTOS SAMPLING LOCATIONS, JULY 2019

LEGEND

- ASBESTOS SAMPLING LOCATION
- TAX BLOCK

Asbestos samples collected by IH Services personnel on July 19th, 2019

2017 aerial photograph provided by the State of Maryland.

Lockheed Martin Middle River Complex
Middle River, Maryland

0 25 50 Feet

N

DATE MODIFIED: 03/16/20

CREATED BY: PFO

TETRA TECH

Map Document: GER (P:\GIS\Middle_River\MapDocs\MXD\block_e_asbestos_samplocs_mar2020.mxd)
03/16/20 -- PFO



FIGURE 3-2

SOIL PILE SAMPLING LOCATIONS
BLOCK E

LEGEND

- 2019 SOIL PILE SAMPLE LOCATION
- 2015 SOIL PILE SAMPLE LOCATION
- 2014 SOIL PILE SAMPLING LOCATION

2017 aerial photograph provided by the State of Maryland.

Lockheed Martin Middle River Complex
Middle River, Maryland

0 37.5 75 Feet

N

DATE MODIFIED: 03/16/20

CREATED BY: JEE

TETRA TECH

Map Document: (P:\GIS\Middle_River\MapDocs\MXD\block_e_soil_pile_proplocs_jul2019.mxd)
03/16/20 -- JEE



FIGURE 4-1

VOC DETECTIONS
BLOCK E SOIL PILE BORINGS
DECEMBER 2019

LEGEND

- 2019 SOIL PILE SAMPLE LOCATION
- 2015 SOIL PILE SAMPLE LOCATION
- 2014 SOIL PILE SAMPLING LOCATION

USEPA recommended residential soil noncarcinogenic child SL (TR 1E-06, HQ=0.1) of 6,100 mg/kg not exceeded in any sample

VOC = Volatile Organic Compound

2017 aerial photograph provided by the State of Maryland.

Lockheed Martin Middle River Complex
Middle River, Maryland

0 37.5 75 Feet

N

DATE MODIFIED: 03/16/20

CREATED BY: PFO

TETRA TECH

Map Document: GER (P:\GIS\Middle_River\MapDocs\MXD\block_e_soil_pile_detections_mar2020.mxd)
03/16/20 -- PFO

TABLES

Table 3-1 Block E Soil Pile Sampling Locations

Table 4-1 Statistical Summary of VOCs Detected in Block E Soil Pile Samples, 2019

Table 4-2 Detected VOCs in Block E Soil Pile Samples, 2019

Table 3-1
Block E Soil Pile Sampling Locations
Middle River Complex, Middle River, Maryland

Sampling transect	Sample identification	Depth interval sampled (feet below ground surface)
Western portion of former Building D	E-SB-1791	0-1
	E-SB-1792	1-2
	E-SB-1793	12-14
Northern portion of former Building D	E-SB-1794	12-14
	E-SB-1795	2-3
	E-SB-1796	0-1
	E-SB-1797	8-10
	E-SB-1798	4-6
	E-SB-1799	2-4

The maximum depth of each boring was determined by cross-referencing its global positioning system (GPS) location with known elevations of the concrete slab. Borings were terminated when geoprobe signs of refusal are observed, and varied from 3 feet to 15 feet. All samples were analyzed for volatile organic compounds (VOCs) by United States Environmental Protection Agency (USEPA) SW846 Method 8260C.

One soil sample (including one duplicate) was collected at each boring location, from the interval that was associated with the highest photoionization detector (PID) value during field screening.

Table 4-1
Statistical Summary of VOCs Detected in Block E Soil Pile Samples, 2019
Middle River Complex, Middle River, Maryland

Parameter	Frequency of Detection		Minimum concentration (detects)	Maximum concentration (detects)	Sample with maximum detected concentration	Location with maximum detected concentration	Average of detected results	Average of all results	Minimum concentration (nondetects)	Maximum concentration (nondetects)	Standard deviation
	Number	Percent									
Volatile organic compounds (mg/kg)											
ACETONE	5/9	56%	0.027 J	2.7	E-SB-1791-0-1	E-SB-1791	0.56905	0.32136	0.022	0.024	0.8921279
Tentatively identified compounds-volatiles (mg/kg)											
UNKNOWN [3.28]	4/9	44%	0.012 NJ	0.120 NJ	E-SB-1791-0-1-RE	E-SB-1791	0.039625	0.03963	NULL	NULL	0.053587
UNKNOWN [4.16]	4/9	44%	0.013 NJ	0.130 NJ	E-SB-1791-0-1-RE	E-SB-1791	0.042875	0.04288	NULL	NULL	0.0580867

Statistics were calculated using one-half the sample quantitation limit as a proxy concentration for nondetects, and one-half the detection limit for B-qualified data.
All soil samples were collected on December 17, 2019
DUP - duplicate
FD - field duplicate
J - estimated value
mg/kg - miilligrams per kilogram
NJ - analyte is “tentatively identified” and “presumed” present; value is estimated
NM - normal
ORIG - orginal

Associated samples:

E-SB-1791-0-1	NORMAL	NM	E-SB-1795-2-3	NORMAL	NM
E-SB-1791-0-1-RE	NORMAL	NM	E-SB-1796-0-1	ORIG	NM
E-SB-1792-1-2	NORMAL	NM	E-SB-1796-0-1-D	DUP	FD
E-SB-1793-12-14	NORMAL	NM	E-SB-1797-8-10	NORMAL	NM
E-SB-1794-12-14	NORMAL	NM	E-SB-1798-6-8	NORMAL	NM
			E-SB-1799-2-4	NORMAL	NM

Table 4-2
Detected VOCs in Block E Soil Pile Samples, 2019
Middle River Complex, Middle River, Maryland

LOCATION	USEPA Residential Screening Level for Child Receptor (TR=1×10^{-6}, HQ=0.1)*	E-SB-1791	E-SB-1791	E-SB-1792	E-SB-1793	E-SB-1794	E-SB-1795	E-SB-1796	E-SB-1796	E-SB-1797	E-SB-1798	E-SB-1799
SAMPLE ID		E-SB-1791-0-1	E-SB-1791-0-1-RE	E-SB-1792-1-2	E-SB-1793-12-14	E-SB-1794-12-14	E-SB-1795-2-3	E-SB-1796-0-1	E-SB-1796-0-1-D	E-SB-1797-8-10	E-SB-1798-6-8	E-SB-1799-2-4
SAMPLE DATE		20191217	20191217	20191217	20191216	20191216	20191216	20191217	20191217	20191216	20191216	20191216
MATRIX		SO	SO	SO	SO	SO	SO	SO	SO	SO	SO	SO
SAMPLE TYPE		NORMAL	RE-ANALYZED	NORMAL	NORMAL	NORMAL	NORMAL	ORIGINAL	DUPLICATE	NORMAL	NORMAL	NORMAL
TOP DEPTH		0	0	1	12	12	2	0	0	8	6	2
BOTTOM DEPTH		1	1	2	14	14	3	1	1	10	8	4
Volatile organic compounds (mg/kg)												
ACETONE	6100	--	2.7	--	0.039	0.03	--	0.027 J	--	0.057	--	--
Tentatively identified compounds-volatiles (mg/kg)												
UNKNOWN [3.28]	N/A	0.01 NJ	0.12 NJ	0.012 NJ	--	--	--	0.013 NJ	0.014 NJ	--	--	--
UNKNOWN [4.16]	N/A	0.014 NJ	0.13 NJ	0.013 NJ	--	--	--	0.014 NJ	0.015 NJ	--	--	--

HQ - hazard quotient (noncarcinogenic risk)
J - estimated result
mg/kg - milligrams per kilogram
NJ - analyte is “tentatively identified” and “presumed” present; the numerical value is its estimated concentration.
SB - soil boring
SO - solid sample (soil)
TR - target risk (carcinogenic risk)
USEPA - United States Environmental Protection Agency

APPENDICES

Appendix A—Permits and Utility Clearance Reports

Appendix B—Soil Boring Logs

Appendix C—Daily Reports and Field Documentation

Appendix D—Chemical-Data Table and Laboratory Reports

Appendix E—Investigation Derived Waste (IDW) Documentation

Appendix F—A&I Environmental and IH Services Asbestos Reports

APPENDIX A—PERMITS AND UTILITY CLEARANCE REPORTS

LOCKHEED MARTIN

Dig Permit

See Enterprise Operations Procedure EO-28, Digging Projects, for instructions.

Date	Project Manager
December 2, 2019	Tom Blackman (Lockheed Martin EESH) Mike Martin (Tetra Tech)

Building/Location

Tax Block E (former Building D)

Purpose of work:

DPT soil boring installation in soil pile areas along the western and northern portions of Block E, former building D, at a maximum of six locations to a maximum depth of 15 feet bgs.

Company/LM organization performing dig

Tetra Tech overseeing GroundZero (DPT contractor)

Planned dig date	Duration	Start time
Week of December 16th, 2019	three days	0700
Expected depth	**Width**	**Length**
No more than 15 feet bgs	6 inches	Up to nine total locations

Underground utilities identified?	Overhead utilities?	Electrical lines?	Gas lines?
☒ Yes ☐ No	☐ Yes ☒ No ☐ N/A	☐ Yes ☒ No	☐ Yes ☒ No
Sewer?	**Water?**	**Telecommunications?**	**Other? Specify:**
☒ Yes ☐ No	☒ Yes ☐ No	☐ Yes ☒ No ☐ N/A	☐ Yes ☒ No

Site-specific or customer utility locating requirements completed?

☒ Yes ☐ No ☐ N/A

Sketch of dig project (or attach drawing)

See Attached

A private utility locating contractor (Rettew) was used to mark subsurface utilities with pin flags on 11/22/2019. Confirmation letter and report are attached. Further utility clearance will be conducted before work begins.

Miss Utility Ticket # 19833119

The proposed soil boring locations are shown on the figure attached.

Project Manager	Date	Customer	Date
Michael Martin Michael Martin	December 2, 2019	SECURITY Mark Long	12/3/19
Telecommunications	**Date**	**Customer**	**Date**
ESH	**Date**	**Customer**	**Date**
	12/3/19		
Building/Facility Manager			**Date**
		12.5.19	12-3-19

Form EO-28-1 (January 26, 2009)

LOCKHEED MARTIN

Risk Handling Checklist

Project Manager: Use this checklist to develop risk handling plans before the dig starts. You must also review Enterprise Operations Procedure EO-28, Digging Projects.

General Questions	☒	What Lockheed Martin processes could be affected by the dig? **No Lockheed Martin processes or operations are expected to be impacted as all work will be conducted outside the secured area in Tax Block E (Lot D). Tetra Tech will work with Lockheed Martin and their tenants to minimize potential impacts, if present.**
	☒	What are the safety hazards? **Utilities, slips/trips/falls, vehicle traffic, DPT rig hazards, pinch points**
	☒	What could fail? **Mechanical components on excavator and auger equipment**
	☒	How could it fail? **A component of the drilling rig and or equipment could potentially fail. An inspection of the equipment will be conducted on arrival at the site and daily to ensure proper working condition. Approved Health and Safety Plan in place (reviewed by corporate EESH)**
	☒	Does the area need to be returned to its normal state when the work is complete? **Yes, soil borings will be grouted to surface upon completion.**
	☐	How could the dig affect operations/test/production? **No operations will be affected, work has been conducted in these areas many times without any impact to facility operations.**
	☐	Have potential risks been addressed with area management? **No risks identified**
	☒	Am I comfortable with any risk handling plans, understanding the potential impact? **Yes**
Traffic Control	☒	Ensure proper signage and communication. **Existing security fencing separates roads from proposed work areas.**
	☒	Coordinate road or access closures through Industrial Security before starting the dig. **Existing fencing separates roads from proposed work areas.**
	☒	Ensure the work area is isolated from foot traffic by placing barriers and warning lights as required by EO-28.
	☒	Ensure that vehicle traffic will be safe. **Access to Chesapeake Park Plaza will proceed with caution.**
	☒	Ensure that product transport will be safe. **Access to Chesapeake Park Plaza will proceed with caution.**
Excavation	☒	Review facility drawings to identify utilities. Research old drawings as necessary. **Available site engineering and utility maps were reviewed.**
	☒	Discuss the project with Facility Engineering/Maintenance staff that may have unique knowledge about the construction area not documented in facility drawings. **Work has been completed in this area many times in the past. All third party utility clearance was completed.**
	☒	Process form EO-28-1, Dig Permit. Use this opportunity to explain the process and relate expectations to the contractor/LM organization that will perform the dig.
	☒	Have LM Telecommunications and the local utility identification service locate and mark utilities/underground obstacles.
	☒	Coordinate with other ongoing projects in the affected area. **N/A**
	☒	Make every effort not to excavate around live utilities in service. Schedule an outage in advance or have Maintenance temporarily shut down and isolate the utilities while excavating. **Underground utilities marked by Miss Utility and private utility locating service, no utilities other than storm drains and water line in the area. All utilities will be avoided.**
	☒	If live utilities cannot be shut down while excavating, know where to isolate or shut them down if they are damaged while excavating. **No utilities will be encountered**
	☒	Have a spotter(s) work with the equipment operator. Hand dig when necessary. **Spotters will always be utilized**
	☒	Excavate along the side of the utility; not on top. **No utilities will be encountered**
	☐	Weather may affect the dig. Ensure water pipes are protected during freezing weather, especially if the trench will be left open over night. Rain may cause the side of the trench to slough, which can undermine and break pipes/conduit. **N/A**
	☐	Ensure care when moving trench boxes in and out of trenches so pipes/conduit aren't damaged by the boxes. **N/A**
	☒	Ensure surface drainage is controlled so that water doesn't get into the excavation and undermine soil supporting utilities. **Protections will be incorporated as necessary to protect storm drain piping and outlets.**
	☐	Ensure stocked material is kept far enough back (minimum 2 feet) so that material and rocks don't fall on utilities in the open hole. **N/A.**
	☒	Ensure backfilling is done carefully: Re-bed utilities with proper material, filling all voids below. Keep inappropriate material from falling on or being placed in the trench. Be careful when compacting backfill in the two feet directly above the utility. **Site restoration consisting of backfilling all auger holes will be completed when each boring is done.**
	☒	Keeps the as-built utility drawing in the field while the excavation site is open. Take pictures if possible (horizontal alignment and elevations), if known utilities deviate from facility drawings or if utilities are found that are not on facility drawings. Give the modified as-built drawings to the Building/Facility Manager, who will update the drawing database.
	☒	Ensure that the equipment operator digs slowly and remains in control. **All site activities will be monitored by Tetra Tech.**

Personal Safety	☐ Ensure that trenching and shoring methods comply with the applicable OSHA regulations and are overseen by a "Competent Person," as defined in those regulations. **NA**	
	☒ Regularly inspect methods to prevent violations. **All construction is monitored by Tetra Tech, all personnel have stop work authority.**	
	☒ Ensure LM employees do not dig or enter any excavation that is more than four feet deep. **All work is being completed by Tetra Tech and its subcontractors.**	
Project Manager signature indicating completion of checklist review Michael Martin Michael Martin		Date December 2, 2019



Map Document: (P:\GIS\Middle_River\MapDocs\MXD\block_e_soil_pile_proplocs_jul2019.mxd)
08/23/19 – JEE

RETTEW

We answer to you.

3020 Columbia Avenue, Lancaster, PA 17603
Phone: (800) 738-8395
E-mail: rettew@rettew.com • Web site: rettew.com

MEMORANDUM

TO:	Josh Mullis, Tetra Tech		
FROM:	Bill Steinhart		
CC:	Middle River Aircraft Systems Block E Soil Boring Survey and Building A Vapor Points		
DATE:	December 3, 2019		
PROJECT NAME:	Middle River Block E Soil Borings	**PROJECT NO.:**	019872020
SUBJECT:	Utility Clearence for Block E Soil Borings and Building A Vapor Points		

Dear Mr. Mullis:

On November 22, 2019, RETTEW visited the above-referenced site with the purpose of locating underground metallic and non-metallic utilities (i.e. sanitary, storm, gas, telephone, water and electric lines) at 9 exterior client-designated proposed locations in Block E and 2 interior vapor points in A Building.

During the survey, each location was scanned with a Radiodetection RD-8000, Radiodetection C.A.T.^{3}, a Sensors and Software Noggin ground penetrating radar (GPR) system. Nearby utilities were marked in the field using semi-permanent paint and wire-stem flagging, where appropriate. Please note that many of the soil borings were in highly vegetated areas, eliminating the use GPR and metal detector to located unknown utilities,

The above-referenced subsurface utility survey was completed using standard and/or routinely accepted practices of the geophysical industry and equipment representing the best available technology. RETTEW does not accept responsibility for survey limitations due to inherent technological limitations or unforeseen site-specific conditions. However, we make every effort to identify and notify the client of such limitations or conditions. In addition, please note that the completion of this survey does not relieve any party of applicable legal obligations to notify the appropriate One-Call center prior to digging or drilling.

As always, we appreciate this opportunity to have worked with you again. If you have any questions, please do not hesitate to contact me.

PREPARED BY:
William E. Steinhart III, PG – Senior Geophysicist



Miss Utility

Ticket No:	19833119
	STANDARD
Original Call Date:	12/02/19 09:41 am
Op / Rev Op:	webusr2 / mdjess
Response Due By:	12/04/19 11:59 pm
Release Time:	12/02/19 09:41 am
Expiration Date:	12/18/19 23:59 pm

CALLER INFORMATION

Company Name:	TETRA TECH, INC
Fax Phone:	
Contact Name:	JOSHUA MULLIS
Phone:	410-279-2700
Caller Address:	20251 CENTURY BLVD SUITE 200 GERMANTOWN,MD 20874
Email Address:	josh.mullis@tetratech.com
Job Site Contact:	JOSH MULLIS
Phone:	410-279-2700

DIG SITE INFORMATION

Type of Work:	SOIL BORING
Work Being Done For:	LOCKHEED MARTIN
Explosives:	N
Permit:	
MDOT Permit:	
Job Number:	112IC08881

DIG SITE LOCATION

State:	MD
County:	BALTIMORE
Place:	MIDDLE RIVER
Subdivision:	
Address:	
Street:	MARTIN BLVD
Intersecting Street:	DARK HEAD COVE ROAD
Extent of Work:	LOCATE/MARK: FROM THE INTERSECTION OF DARK HEAD COVE ROAD AND MARTIN BOULEVARD TRAVEL SOUTH AND THEN WEST (ALONG CURVE OF ROAD) 1700 FEET. ENTER LOCKHEED MARTIN GATE (LOT D, BLOCK E) AND MARK INSIDE GATE ALONG HILLSIDE FROM ROAD TO 650 FEET FROM ROAD TO THE NORTH AND 650 FEET FROM WEST TO EAST (650 FEET NORTH OF MARTIN BOULEVARD) AS SHOWN ON POLYGON. BORINGS WILL BE COMPLETED IN GRASSY AREAS OF THE POLYGON.
Remarks:	
Map Coord NW Lat:	39.3284971
Lon:	-76.4315233
SE Lat:	39.3266382
Lon:	-76.4294205

MEMBERS NOTIFIED

District	Company Name	Marking Concerns	Damage	Customer Service	Status
BGEBA	BGE ELECTRIC-USIC	800-778-9140	800-685-0123	800-685-0123	Not yet responded
BGEBAG	BGE GAS-USIC	800-778-9140	800-685-0123	800-685-0123	Not yet responded
CBW04	BALTIMORE CITY DPW - PRO COMM	443-456-6686			Clear/No conflict (PRIV JK)
MAA02	MD AVIATION ADMIN/OCCLS	410-712-0202			Clear/No conflict
TDEX01	TERRADEX	650-227-3254	650-227-3254	650-227-3254	Clear/No conflict
VBT	VERIZON	410-536-0070	888-496-1588	800-837-4966	Clear/No conflict (Response by Utiliquest)

Legend: Locate Polygon

Lat/Lon


nemical
Chesapeake Park Plaza
Chesapeake Park Plaza
esapeake
Google
20 m
Report a map error

APPENDIX B—SOIL BORING LOGS

Tetra Tech Inc.
20251 Century Blvd Suite 200
Germantown, MD
Telephone: 301-528-3000

BORING NUMBER E-SB-1791

CLIENT Lockheed Martin Corporation
PROJECT NAME BLOCK E SOIL PILE INVESTIGATION
PROJECT NUMBER 112IC08881
PROJECT LOCATION MIDDLE RIVER, MARYLAND
DATE STARTED 12/17/19 **COMPLETED** 12/17/19
GROUND ELEVATION _____ **HOLE SIZE** 3 inches
DRILLING CONTRACTOR Tetra Tech
DRILLING METHOD Hand Auger
NOTES Hand auger location, refusal @ 3' bgs
LOGGED BY J. Mullis
NORTHING 605185.7654 ft **EASTING** 1473279.4974 ft
DATUM: MD STATE; Horizontal: NAD83/2011 Epoch 2011, Vertical: NAVD88

DEPTH (ft)	LABORATORY SAMPLE INTERVAL	U.S.C.S.	GRAPHIC LOG	MATERIAL DESCRIPTION	ENVIRONMENTAL DATA
0.0	0-1(ft)	CLS		red/brown med plastic sandy CLAY, fine sand, moist	PID = 2
		CLS		1.0 red/brown low plastic sandy CLAY, fine sand, sl moist	PID = 1.1
2.5		SM		2.0 reddish tan loose very fine silty SAND, sl moist	PID = 1.1
		CONCRETE		3.0 FORMER BUILDING D CONCRETE SLAB	
				3.5 Bottom of borehole at 3.5 feet.	

TT SOIL BORING E GAMMA - GINT STD US LAB.GDT - 3/13/20 13:38 - C:\USERS\JOSH.MULLIS\DESKTOP\PRACTICE 022618.GPJ

Tetra Tech Inc.
20251 Century Blvd Suite 200
Germantown, MD
Telephone: 301-528-3000

BORING NUMBER E-SB-1792

CLIENT Lockheed Martin Corporation
PROJECT NAME BLOCK E SOIL PILE INVESTIGATION
PROJECT NUMBER 112IC08881
PROJECT LOCATION MIDDLE RIVER, MARYLAND
DATE STARTED 12/17/19 **COMPLETED** 12/17/19
GROUND ELEVATION _____ **HOLE SIZE** 3 inches
DRILLING CONTRACTOR Tetra Tech
DRILLING METHOD Hand Auger
NOTES Hand auger location, refusal @ 3' bgs
LOGGED BY J. Mullis
NORTHING 605292.0154 ft **EASTING** 1473237.3099 ft
DATUM: MD STATE; Horizontal: NAD83/2011 Epoch 2011, Vertical: NAVD88

DEPTH (ft)	LABORATORY SAMPLE INTERVAL	U.S.C.S.	GRAPHIC LOG	MATERIAL DESCRIPTION	ENVIRONMENTAL DATA
0.0					
	1-2(ft)	CLS		red/brown medium plastic sandy CLAY, fine sand, moist	PID = 1.1 PID = 1.7
2.5		SM		2.0 reddish brown v fine loose silty SAND, sl moist 3.0	PID = 1.4
		CONCRETE		FORMER BUILDING D CONCRETE SLAB 3.5	

Bottom of borehole at 3.5 feet.

TT SOIL BORING E GAMMA - GINT STD US LAB.GDT - 3/13/20 13:38 - C:\USERS\JOSH.MULLIS\DESKTOP\PRACTICE 022618.GPJ

Tetra Tech Inc.
20251 Century Blvd Suite 200
Germantown, MD
Telephone: 301-528-3000

BORING NUMBER E-SB-1793

CLIENT Lockheed Martin Corporation
PROJECT NAME BLOCK E SOIL PILE INVESTIGATION
PROJECT NUMBER 112IC08881
PROJECT LOCATION MIDDLE RIVER, MARYLAND
DATE STARTED 12/16/19 **COMPLETED** 12/16/19
GROUND ELEVATION _____ **HOLE SIZE** 1.5 inches
DRILLING CONTRACTOR GroundZero
DRILLING METHOD DPT
NOTES Building D slab encountered @ 14' bgs
LOGGED BY J. Mullis
NORTHING 605439.6717 ft **EASTING** 1473181.0599 ft
DATUM: MD STATE; Horizontal: NAD83/2011 Epoch 2011, Vertical: NAVD88

DEPTH (ft)	LABORATORY SAMPLE INTERVAL	U.S.C.S.	GRAPHIC LOG	MATERIAL DESCRIPTION	ENVIRONMENTAL DATA
0		SC		brown/orange low plastic clayey SAND, moist, rootlets	PID = 0.1
				4.0	
5		GP		white dry coarse loose gravel	PID = 0.1
					PID = 0.1
				7.0	
		SC		brown/red soft clayey SAND w/some gravel, dry, some dark gray @12-14'	PID = 0.2
10					PID = 0.2
	12-14(ft)				PID = 0.1
				14.0	
		CONCRETE		14.5 FORMER BUILDING D CONCRETE SLAB	

Bottom of borehole at 14.5 feet.

TT SOIL BORING E GAMMA - GINT STD US LAB.GDT - 3/13/20 13:38 - C:\USERS\JOSH.MULLIS\DESKTOP\PRACTICE 022618.GPJ

Tetra Tech Inc.
20251 Century Blvd Suite 200
Germantown, MD
Telephone: 301-528-3000

BORING NUMBER E-SB-1794

CLIENT Lockheed Martin Corporation
PROJECT NAME BLOCK E SOIL PILE INVESTIGATION
PROJECT NUMBER 112IC08881
PROJECT LOCATION MIDDLE RIVER, MARYLAND
DATE STARTED 12/16/19 **COMPLETED** 12/16/19
GROUND ELEVATION _____ **HOLE SIZE** 1.5 inches
DRILLING CONTRACTOR GroundZero
DRILLING METHOD DPT
NOTES Building D slab encountered @ 15' bgs
LOGGED BY J. Mullis
NORTHING 605492.7967 ft **EASTING** 1473274.8099 ft
DATUM: MD STATE; Horizontal: NAD83/2011 Epoch 2011, Vertical: NAVD88

DEPTH (ft)	LABORATORY SAMPLE INTERVAL	U.S.C.S.	GRAPHIC LOG	MATERIAL DESCRIPTION	ENVIRONMENTAL DATA
0		SM		orange/tan loose clayey sandy SILT, dry	PID = 0.1
					PID = 0.1
					PID = 0.1
5				5.0	
		CLS		red/brown stiff sandy CLAY, dry	PID = 0.1
					PID = 0.1
				9.0	
10		CL		red very stiff CLAY, dry	
				10.0	
	12-14(ft)	SC		orange/tan to light gray loose to v low plast clayey SAND to sandy CLAY, moist	PID = 0.1
					PID = 0.3
					PID = 0.2
15				15.0	
		CONCRETE		FORMER BUILDING D CONCRETE SLAB	
				15.5	

Bottom of borehole at 15.5 feet.

TT SOIL BORING E GAMMA - GINT STD US LAB.GDT - 3/13/20 13:38 - C:\USERS\JOSH.MULLIS\DESKTOP\PRACTICE 022618.GPJ

Tetra Tech Inc.
20251 Century Blvd Suite 200
Germantown, MD
Telephone: 301-528-3000

BORING NUMBER E-SB-1795

CLIENT Lockheed Martin Corporation
PROJECT NAME BLOCK E SOIL PILE INVESTIGATION
PROJECT NUMBER 112IC08881
PROJECT LOCATION MIDDLE RIVER, MARYLAND
DATE STARTED 12/17/19 **COMPLETED** 12/17/19
GROUND ELEVATION _____ **HOLE SIZE** 3 inches
DRILLING CONTRACTOR Tetra Tech
DRILLING METHOD Hand Auger
NOTES Hand auger location, refusal @ 3' bgs
LOGGED BY J. Mullis
NORTHING 605532.6404 ft **EASTING** 1473370.9036 ft
DATUM: MD STATE; Horizontal: NAD83/2011 Epoch 2011, Vertical: NAVD88

DEPTH (ft)	LABORATORY SAMPLE INTERVAL	U.S.C.S.	GRAPHIC LOG	MATERIAL DESCRIPTION	ENVIRONMENTAL DATA
0.0		SM		orange/brown loose silty SAND, sl moist, some black asphalt/tar pieces	PID = 0
			1.0		
		SC		orange/brown v low plastic silty clayey SAND, fine sand, sl moist	PID = 0
2.5	2-3(ft)				PID = 0.1
			3.0		
		CONCRETE		FORMER BUILDING D CONCRETE SLAB	
			3.5		

Bottom of borehole at 3.5 feet.

TT SOIL BORING E GAMMA - GINT STD US LAB.GDT - 3/13/20 13:38 - C:\USERS\JOSH.MULLIS\DESKTOP\PRACTICE 022618.GPJ

Tetra Tech Inc.
20251 Century Blvd Suite 200
Germantown, MD
Telephone: 301-528-3000

BORING NUMBER E-SB-1796

CLIENT Lockheed Martin Corporation
PROJECT NAME BLOCK E SOIL PILE INVESTIGATION
PROJECT NUMBER 112IC08881
PROJECT LOCATION MIDDLE RIVER, MARYLAND
DATE STARTED 12/17/20 **COMPLETED** 12/17/20
GROUND ELEVATION _____ **HOLE SIZE** 3 inches
DRILLING CONTRACTOR Tetra Tech
DRILLING METHOD Hand Auger
NOTES Hand auger location, refusal @ 2.3' bgs
LOGGED BY J. Mullis
NORTHING 605570.1404 ft **EASTING** 1473465.4349 ft
DATUM: MD STATE; Horizontal: NAD83/2011 Epoch 2011, Vertical: NAVD88

DEPTH (ft)	LABORATORY SAMPLE INTERVAL	U.S.C.S.	GRAPHIC LOG	MATERIAL DESCRIPTION	ENVIRONMENTAL DATA
0.0	0-1(ft)	CLS		red/brown w/orange med plastic sandy CLAY, moist, fine sand	PID = 0.8 PID = 0.4
2.3					
2.5		CONCRETE		FORMER BUILDING D CONCRETE SLAB	
2.8					

Bottom of borehole at 2.8 feet.

TT SOIL BORING E GAMMA - GINT STD US LAB.GDT - 3/13/20 13:38 - C:\USERS\JOSH.MULLIS\DESKTOP\PRACTICE 022618.GPJ

Tetra Tech Inc.
20251 Century Blvd Suite 200
Germantown, MD
Telephone: 301-528-3000

BORING NUMBER E-SB-1797

CLIENT Lockheed Martin Corporation
PROJECT NAME BLOCK E SOIL PILE INVESTIGATION
PROJECT NUMBER 112IC08881
PROJECT LOCATION MIDDLE RIVER, MARYLAND
DATE STARTED 12/16/19 **COMPLETED** 12/16/19
GROUND ELEVATION _____ **HOLE SIZE** 1.5 inches
DRILLING CONTRACTOR GroundZero
DRILLING METHOD DPT
NOTES Building D slab encountered @ 15' bgs
LOGGED BY J. Mullis
NORTHING 605609.2029 ft **EASTING** 1473558.4036 ft
DATUM: MD STATE; Horizontal: NAD83/2011 Epoch 2011, Vertical: NAVD88

DEPTH (ft)	LABORATORY SAMPLE INTERVAL	U.S.C.S.	GRAPHIC LOG	MATERIAL DESCRIPTION	ENVIRONMENTAL DATA
0		GP		dark gray/brown asphalt, gravel, coarse SAND, loose, moist	PID = 0.1
				2.0	
		SC		tan/brown v low plastic to loose clayey SAND, medium sand, v sl moist, some pebbles @2'	PID = 0.2
5					PID = 0.2
				6.0	
		SC		gray to black loose clayey SAND, fine sand, moist	PID = 0.1
				8.0	
	8-10(ft)	CLS		red/tan v low plastic sandy CLAY, moist, v fine sand	PID = 0.1
10					PID = 0.2
					PID = 0.1
				14.0	
		SP		brown/purple medium loose SAND, poorly graded, moist	PID = 0.2
15				15.0	
		CONCRETE		BUILDING D CONCRETE SLAB	
				15.5	

Bottom of borehole at 15.5 feet.

TT SOIL BORING E GAMMA - GINT STD US LAB.GDT - 3/13/20 13:38 - C:\USERS\JOSH.MULLIS\DESKTOP\PRACTICE 022618.GPJ

Tetra Tech Inc.
20251 Century Blvd Suite 200
Germantown, MD
Telephone: 301-528-3000

BORING NUMBER E-SB-1798

CLIENT Lockheed Martin Corporation
PROJECT NAME BLOCK E SOIL PILE INVESTIGATION
PROJECT NUMBER 112IC08881
PROJECT LOCATION MIDDLE RIVER, MARYLAND
DATE STARTED 12/16/19 **COMPLETED** 12/16/19
GROUND ELEVATION _____ **HOLE SIZE** 1.5 inches
DRILLING CONTRACTOR GroundZero
DRILLING METHOD DPT
NOTES Building D slab encountered @ 8' bgs
LOGGED BY J. Mullis
NORTHING 605645.9217 ft **EASTING** 1473650.5911 ft
DATUM: MD STATE; Horizontal: NAD83/2011 Epoch 2011, Vertical: NAVD88

DEPTH (ft)	LABORATORY SAMPLE INTERVAL	U.S.C.S.	GRAPHIC LOG	MATERIAL DESCRIPTION	ENVIRONMENTAL DATA
0.0					
		CLS		orange/red low plastic sandy CLAY, fine sand, slag/asphalt throughout, moist	PID = 0.1
2.5					PID = 0.1
					PID = 0.1
5.0	4-6(ft)				
				5.5	
		GW		white loose GRAVEL, dry	
				6.0	
		SM		dark gray loose sandy SILT, sl moist	PID = 0.2
7.5					
				8.0	
		CONCRETE		FORMER BUILDING D CONCRETE SLAB	
				8.5	

Bottom of borehole at 8.5 feet.

TT SOIL BORING E GAMMA - GINT STD US LAB.GDT - 3/13/20 13:38 - C:\USERS\JOSH.MULLIS\DESKTOP\PRACTICE 022618.GPJ

Tetra Tech Inc.
20251 Century Blvd Suite 200
Germantown, MD
Telephone: 301-528-3000

BORING NUMBER E-SB-1799

CLIENT Lockheed Martin Corporation
PROJECT NAME BLOCK E SOIL PILE INVESTIGATION
PROJECT NUMBER 112IC08881
PROJECT LOCATION MIDDLE RIVER, MARYLAND
DATE STARTED 12/16/19 **COMPLETED** 12/16/19
GROUND ELEVATION _____ **HOLE SIZE** 1.5 inches
DRILLING CONTRACTOR GroundZero
DRILLING METHOD DPT
NOTES Building D slab encountered @ 6' bgs
LOGGED BY J. Mullis
NORTHING 605664.6717 ft **EASTING** 1473725.5911 ft
DATUM: MD STATE; Horizontal: NAD83/2011 Epoch 2011, Vertical: NAVD88

DEPTH (ft)	LABORATORY SAMPLE INTERVAL	U.S.C.S.	GRAPHIC LOG	MATERIAL DESCRIPTION	ENVIRONMENTAL DATA
0					
	2-4(ft)	SC		orange/brown low plastic clayey SAND, moist, asphalt throughout, metal @5.5'	PID = 0.1
5					
		CONCRETE	6.0 / 6.5	FORMER BUILDING D CONCRETE SLAB	

Bottom of borehole at 6.5 feet.

TT SOIL BORING E GAMMA - GINT STD US LAB.GDT - 3/13/20 13:38 - C:\USERS\JOSH.MULLIS\DESKTOP\PRACTICE 022618.GPJ

APPENDIX C—DAILY REPORTS AND FIELD DOCUMENTATION

TETRA TECH, INC.

DAILY ACTIVITIES REPORT
BLOCK E SOIL PILE INVESTIGATION
MIDDLE RIVER, MD

Duration of Site Activities

Report #: 001

Date:	December 16, 2019	On-Site:	7:30 AM	Off-Site:	3:15 PM

Superintendent/FOL: Mullis

AM Weather: Snow / freezing rain, 34 deg F

PM Weather: Light rain

Tailgate Health & Safety Topic Discussed

Drill rig safety (AHA), multimedia sampling (AHA), hazards involved with wet work site, site orientation. Go over mobilization information

Summary of Work/Major Activities Completed Today

-All personnel on-site @0800, complete H&S tailgate meeting.
-PID from field environmental has a malfunctioning air pump (stopped working @0900). Tetra tech personnel go to Pine environmental for replacement PID. Field environmental tech walk through steps to reset PID to working settings. PID worked for rest of day, but replacement PID will be kept in-case the original PID malfunctions again.
-Complete 6 soil borings; five with DPT and one with hand auger. Collect one VOC sample per boring.
-Courier pick up samples @1505, courier to provide trip blank for sample cooler as none were provided with bottleware shipment.
-Return to site 12/17 to finish final three borings.

Inspections Completed Today

Drill rig inspection completed before work began

Delays/Problems Encountered Today

No delays, all work was completed in an efficient manner

Planned Week Schedule

Continue work tomorrow 12/17 to finish remaining three soil borings.

Proposed Schedule for Next Week

N/A

TETRA TECH, INC.

DAILY ACTIVITIES REPORT
BLOCK E SOIL PILE INVESTIGATION
MIDDLE RIVER, MD

Safety Actions Taken Today / Safety Inspections Conducted:

Complete AHA on drill rigs and multimedia sampling

Was a job safety meeting held this date?
(See attached daily tailgate content and sign in)

- [x] YES
- [ ] NO

Were there any lost time accidents this date?
(If yes, attach a copy of completed OSHA report)

- [ ] YES
- [x] NO

Were there any near misses on this date?
(If yes, attach a copy of completed TOTAL report)

- [ ] YES
- [x] NO

Was trenching/scaffolding/HV electrical/confined space work completed this date?
(If yes, attach appropriate specific forms)

- [ ] YES
- [x] NO

Was hazardous material/waste released to the environment?
(If yes, attach description of events and proposed action)

- [ ] YES
- [x] NO

Daily Site Checklist

- [x] All personnel onsite signed entry/exit form?
- [x] Safe Work Procedures discussed before intrusive activities?
- [x] Field site gates locked at end of work day?

Noted Deficiencies & Corrective Actions Taken

Construction Superintendent Signature: 



Comments:

Groundzero personnel completing a soil boring in Block E.



Comments:

Groundzero personnel completing a soil boring in Block E.

TETRA TECH, INC.

DAILY ACTIVITIES REPORT
BLOCK E SOIL PILE INVESTIGATION
MIDDLE RIVER, MD

Personnel On-Site

Date: December 16, 2019

				Time In	Time Out
Name:	Josh Mullis	Company:	Tetra Tech Inc	0800	1515
Name:	Patrick O'Brien	Company:	Tetra Tech Inc	0800	1430
Name:	Jorge Sorto	Company:	GroundZero	0800	1430
Name:		Company:			
Name:		Company:			
Name:		Company:			
Name:		Company:			
Name:		Company:			
Name:		Company:			
Name:		Company:			
Name:		Company:			
Name:		Company:			
Name:		Company:			
Name:		Company:			
Name:		Company:			
Name:		Company:			
Name:		Company:			
Name:		Company:			
Name:		Company:			

TETRA TECH, INC.

DAILY ACTIVITIES REPORT
BLOCK E SOIL PILE INVESTIGATION
MIDDLE RIVER, MD

Duration of Site Activities

Report #: 002

Date:	December 17, 2019	On-Site:	8:00 AM	Off-Site:	3:00 PM

Superintendent/FOL: Mullis

AM Weather: Rain, fog, 38 deg F

PM Weather: Rain, 45 deg F

Tailgate Health & Safety Topic Discussed

Wet site conditions, slip trip falls, hand auger safety

Summary of Work/Major Activities Completed Today

-All personnel onsite @0800. Conduct daily health and safety meeting covering wet site conditions and hand auger safety.
-Complete the remaining soil borings via hand auger to due hard to get to locations with the DPT rig.
-Complete E-SB-1796, E-SB-1791, and E-SB-1792, collecting one soil sample for VOC analysis at each location and 1 duplicate sample.
-Decontaminate hand auger between each location with alconox, DI water rinse, isopropanol, and DI water rinse.
-Place all soil cuttings and decontamination water in separate drums and sample for waste characterization (VOCs, PCBs, TCLP metals, and ignitability)
-All samples will be sent to TestAmerica North Canton for standard TAT.

Inspections Completed Today

Hand auger visual inspection for cracks/damage, inspection passed.

Delays/Problems Encountered Today

None

Planned Week Schedule

Today's activities mark the end of this field effort

Proposed Schedule for Next Week

N/A

TETRA TECH, INC.

DAILY ACTIVITIES REPORT
BLOCK E SOIL PILE INVESTIGATION
MIDDLE RIVER, MD

Safety Actions Taken Today / Safety Inspections Conducted:

Ensure care was being taken during field activities to mitigate any slip trip fall hazards from wet weather

Was a job safety meeting held this date?
(See attached daily tailgate content and sign in)

- [x] YES
- [ ] NO

Were there any lost time accidents this date?
(If yes, attach a copy of completed OSHA report)

- [ ] YES
- [x] NO

Were there any near misses on this date?
(If yes, attach a copy of completed TOTAL report)

- [ ] YES
- [x] NO

Was trenching/scaffolding/HV electrical/confined space work completed this date?
(If yes, attach appropriate specific forms)

- [ ] YES
- [x] NO

Was hazardous material/waste released to the environment?
(If yes, attach description of events and proposed action)

- [ ] YES
- [x] NO

Daily Site Checklist

- [x] All personnel onsite signed entry/exit form?
- [x] Safe Work Procedures discussed before intrusive activities?
- [x] Field site gates locked at end of work day?

Noted Deficiencies & Corrective Actions Taken

None

Construction Superintendent Signature: 



Comments:

Field personnel advancing soil borings utilizing a hand auger



Comments:

Decontamination activities of the hand auger completed in-between boring locations

TETRA TECH, INC.

DAILY ACTIVITIES REPORT
BLOCK E SOIL PILE INVESTIGATION
MIDDLE RIVER, MD

Personnel On-Site

Date: December 17, 2019

				Time In	Time Out
Name:	Josh Mullis	Company:	Tetra Tech Inc	0700	1500
Name:	Patrick O'Brien	Company:	Tetra Tech Inc	0830	1500
Name:	Jorge Sorto	Company:	GroundZero	0800	1100
Name:		Company:			
Name:		Company:			
Name:		Company:			
Name:		Company:			
Name:		Company:			
Name:		Company:			
Name:		Company:			
Name:		Company:			
Name:		Company:			
Name:		Company:			
Name:		Company:			
Name:		Company:			
Name:		Company:			
Name:		Company:			
Name:		Company:			
Name:		Company:			

TAILGATE/SAFETY MEETING ATTENDANCE FORM

Facility Name: Middle River Complex Date: 12/16-17/19
Project Number: 112EC08881
Project Manager: Mike Martin
Field Operations Leader: Josh Mullis
Site Safety and Health Officer: Josh Mullis
Type of Tasks Being Conducted Today: DPT Soil Sampling, Soil Sampling
Topics Discussed: Drill rig safety, Soil Sampling Safety, Cold

ATTENDEE'S NAME	JOB TITLE	AFFILIATION	SIGNATURE
Josh Mullis	Env. Sc. / FOL / SSHO	Tetra Tech	
Jorge Sorto	Driller	Ground Zero	
Patrick O'Brien	Env. Scientist	Tetra Tech	

Instructor(s): Josh Mullis

Action Items/Due Dates/Responsibilities:

Tetra Tech

EQUIPMENT CALIBRATION LOG

PROJECT NAME : BLOCK E SOIL PILE INV

INSTRUMENT NAME/MODEL: MINIRAE PID 3000

SITE NAME: MIDDLE RIVER COMPLEX, MD

MANUFACTURER: MINIRAE

PROJECT No.: 112IC08881

SERIAL NUMBER:

Date of Calibration	Instrument I.D. Number	Person Performing Calibration	Instrument Settings		Instrument Readings		Calibration Standard (Lot No.)	Remarks and Comments
			Parameter	Post-Cal	Pre- calibration	Post-calibration		
12/16	U65498X	Mullis	USE FIELD ENV. Cal Sheet					
12/17	U65498X	Mullis	Fresh air	0.0 ppm	0.1	0.0	~~19-7043~~	Fresh air
			Isobutylene	100.0 ppm	N/A	100.3	19-7043	

EQUIPMENT	INSPECTION	TRAINING
working in areas where there is a danger of foot injuries due to falling or rolling objects or of objects piercing the sole (provided that the footwear satisfies ANSI Z-41 requirements for protective footwear) shall be used		

All persons working within the operation will sign this AHA indicating that they have reviewed or been presented the information within this document and are aware of their responsibilities as stated in the AHA.

Name (Printed)	Signature	Occupation	Date
Jodi Mullis		Env. Sci. / SSHO / FOL	12/16/19
Patrick O'Brien		Env. Scientist	12/16/19

All persons working within the operation will sign this AHA indicating that they have been provided instruction or independently reviewed the document and are aware of their responsibilities as stated in the AHA.

Name (Printed)	Signature	Occupation	Date
Patrick O'Brien		Env. Scientist	12/16/19
Josh Mills		Env. Sci / FOL / SSHO	12/16/19
Jose Soto		Ground Tech	12/16/19

APPENDIX D—CHEMICAL-DATA TABLE AND LABORATORY REPORTS

APPENDIX D
FULL APPENDIX SOIL SAMPLE RESULTS
BLOCK E SOIL PILE INVESTIGATION
MIDDLE RIVER COMPLEX, MIDDLE RIVER, MARYLAND

LOCATION	E-SB-1791	E-SB-1791	E-SB-1792	E-SB-1793	E-SB-1794	E-SB-1795	E-SB-1796	E-SB-1796	E-SB-1796	E-SB-1797	E-SB-1798	E-SB-1799
SAMPLE ID	E-SB-1791-0-1	E-SB-1791-0-1-RE	E-SB-1792-1-2	E-SB-1793-12-14	E-SB-1794-12-14	E-SB-1795-2-3	E-SB-1796-0-1	E-SB-1796-0-1-AVG	E-SB-1796-0-1-D	E-SB-1797-8-10	E-SB-1798-6-8	E-SB-1799-2-4
SAMPLE DATE	20191217	20191217	20191217	20191216	20191216	20191216	20191217	20191217	20191217	20191216	20191216	20191216
MATRIX	SO	SO	SO	SO	SO	SO	SO	SO	SO	SO	SO	SO
SAMPLE TYPE	NORMAL	NORMAL	NORMAL	NORMAL	NORMAL	NORMAL	NORMAL	NORMAL	NORMAL	NORMAL	NORMAL	NORMAL
SUBMATRIX	SS	SS	SS	SB	SB	SB	SS	SS	SS	SB	SB	SB
TOP DEPTH	0	0	1	12	12	2	0	0	0	8	6	2
BOTTOM DEPTH	1	1	2	14	14	3	1	1	1	10	8	4
VOLATILES (UG/KG)												
1,1,1,2-TETRACHLOROETHANE	3.4 U	--	3.2 U	3.5 U	3.4 U	3.3 U	3.5 U	3.35 U	3.2 U	3.7 U	3.4 U	3.4 U
1,1,1-TRICHLOROETHANE	0.93 U	--	0.87 U	0.98 U	0.93 U	0.92 U	0.98 U	0.935 U	0.89 U	1 U	0.93 U	0.93 U
1,1,2,2-TETRACHLOROETHANE	1.6 UJ	--	1.5 U	1.7 U	1.6 U	1.6 U	1.7 U	1.65 U	1.6 U	1.8 U	1.6 U	1.6 U
1,1,2-TRICHLOROTRIFLUOROETHANE	1.4 U	--	1.4 U	1.5 U	1.5 U	1.4 U	1.5 U	1.45 U	1.4 U	1.6 U	1.5 U	1.5 U
1,1-DICHLOROETHANE	0.78 U	--	0.73 U	0.83 U	0.79 U	0.78 U	0.83 U	0.79 U	0.75 U	0.87 U	0.79 U	0.78 U
1,1-DICHLOROETHENE	1 U	--	0.96 U	1.1 U	1 U	1 U	1.1 U	1.04 U	0.98 U	1.1 U	1 U	1 U
1,1-DICHLOROPROPENE	1.1 U	--	1 U	1.2 U	1.1 U	1.1 U	1.2 U	1.15 U	1.1 U	1.2 U	1.1 U	1.1 U
1,2,3-TRICHLOROBENZENE	0.65 UJ	--	0.61 U	0.68 U	0.65 U	0.64 U	0.68 U	0.65 U	0.62 U	0.72 U	0.65 U	0.65 U
1,2,3-TRICHLOROPROPANE	1.8 UJ	--	1.7 U	1.9 U	1.8 U	1.8 U	1.9 U	1.8 U	1.7 U	2 U	1.8 U	1.8 U
1,2,3-TRIMETHYLBENZENE	2.1 U	--	1.9 U	2.2 U	2.1 U	2 U	2.2 U	2.1 U	2 U	2.3 U	2.1 U	2.1 U
1,2,4-TRICHLOROBENZENE	0.65 UJ	--	0.61 UJ	0.68 UJ	0.65 UJ	0.64 U	0.68 UJ	0.65 U	0.62 UJ	0.71 UJ	0.65 U	0.65 U
1,2,4-TRIMETHYLBENZENE	1.1 UJ	--	1.1 U	1.2 U	1.1 U	1.1 U	1.2 U	1.15 U	1.1 U	1.3 U	1.2 U	1.1 U
1,2-DIBROMO-3-CHLOROPROPANE	4.1 UJ	--	3.8 U	4.3 U	4.1 U	4 U	4.3 U	4.1 U	3.9 UJ	4.5 U	4.1 U	4.1 U
1,2-DIBROMOETHANE	0.87 U	--	0.82 U	0.92 U	0.87 U	0.86 U	0.92 U	0.875 U	0.83 U	0.96 U	0.88 U	0.87 U
1,2-DICHLOROBENZENE	1.3 UJ	--	1.2 U	1.3 U	1.3 U	1.2 U	1.3 U	1.25 U	1.2 U	1.4 U	1.3 U	1.3 U
1,2-DICHLOROETHANE	0.87 U	--	0.82 U	0.92 U	0.88 U	0.87 U	0.92 U	0.88 U	0.84 U	0.96 U	0.88 U	0.87 U
1,2-DICHLOROPROPANE	0.96 U	--	0.9 U	1 U	0.97 U	0.95 U	1 U	0.96 U	0.92 U	1.1 U	0.97 U	0.96 U
1,3-DICHLOROBENZENE	0.92 UJ	--	0.87 UJ	0.97 UJ	0.93 UJ	0.91 U	0.97 UJ	0.925 U	0.88 U	1 UJ	0.93 U	0.92 U
1,3-DICHLOROPROPANE	1.1 U	--	1 U	1.2 U	1.1 U	1.1 U	1.2 U	1.15 U	1.1 U	1.2 U	1.1 U	1.1 U
1,4-DICHLOROBENZENE	0.99 UJ	--	0.93 U	1.1 U	1 U	0.99 U	1.1 U	1.03 U	0.96 U	1.1 U	1 U	1 U
2,2-DICHLOROPROPANE	1.3 U	--	1.3 U	1.4 U	1.4 U	1.3 U	1.4 U	1.35 U	1.3 U	1.5 U	1.4 U	1.3 U
2-BUTANONE	4 U	--	3.8 U	4.2 U	4 U	4 UJ	4.2 U	4.05 U	3.9 U	4.4 U	4.1 UJ	4 UJ
2-CHLOROETHYL VINYL ETHER	10 UJ	--	9.4 UJ	11 UJ	10 UJ	10 UJ	11 UJ	10.35 U	9.7 UJ	11 UJ	10 UJ	10 UJ
2-CHLOROTOLUENE	1.1 UJ	--	1 U	1.1 U	1.1 U	1.1 U	1.1 U	1.05 U	1 U	1.2 U	1.1 U	1.1 U
2-HEXANONE	4.6 U	--	4.3 U	4.9 U	4.6 U	4.6 UJ	4.9 U	4.65 U	4.4 U	5.1 U	4.7 UJ	4.6 UJ
4-CHLOROTOLUENE	0.97 UJ	--	0.91 U	1 U	0.98 U	0.97 U	1 U	0.965 U	0.93 U	1.1 U	0.98 U	0.98 U
4-ISOPROPYLTOLUENE	3.3 UJ	--	3.1 U	3.5 U	3.3 U	3.3 U	3.5 U	3.35 U	3.2 U	3.7 U	3.4 U	3.3 U
4-METHYL-2-PENTANONE	4.2 U	--	3.9 U	4.4 U	4.2 U	4.2 UJ	4.4 U	4.2 U	4 U	4.6 U	4.2 UJ	4.2 UJ
ACETONE	2700	--	22 U	39	30	24 UJ	27 J	19.25	23 U	57	24 UJ	24 UJ
BENZENE	0.79 U	--	0.74 U	0.83 U	0.79 U	0.78 U	0.83 U	0.795 U	0.76 U	0.87 U	0.8 U	0.79 U
BROMOBENZENE	1.3 UJ	--	1.2 UJ	1.4 UJ	1.3 UJ	1.3 U	1.4 UJ	1.35 U	1.3 U	1.5 UJ	1.3 U	1.3 U
BROMOCHLOROMETHANE	0.67 U	--	0.63 U	0.71 U	0.67 U	0.67 U	0.71 U	0.675 U	0.64 U	0.74 U	0.68 U	0.67 U
BROMODICHLOROMETHANE	0.77 U	--	0.72 U	0.81 U	0.77 U	0.76 U	0.81 U	0.775 U	0.74 U	0.85 U	0.77 U	0.77 U
BROMOFORM	2.7 U	--	2.5 U	2.9 U	2.7 U	2.7 U	2.9 U	2.75 U	2.6 U	3 U	2.7 U	2.7 U
BROMOMETHANE	1.1 U	--	1 U	1.2 U	1.1 U	1.1 U	1.2 U	1.15 U	1.1 U	1.2 U	1.1 U	1.1 U
CARBON DISULFIDE	1.3 U	--	1.2 U	1.4 U	1.3 U	1.3 U	1.4 U	1.35 U	1.3 U	1.5 U	1.3 U	1.3 U
CARBON TETRACHLORIDE	3.7 U	--	3.4 U	3.9 U	3.7 U	3.6 U	3.9 U	3.7 U	3.5 U	4.1 U	3.7 U	3.7 U
CHLOROBENZENE	1 U	--	0.97 U	1.1 U	1 U	1 U	1.1 U	1.045 U	0.99 U	1.1 U	1 U	1 U
CHLORODIBROMOMETHANE	3.1 U	--	2.9 U	3.3 U	3.2 U	3.1 U	3.3 U	3.15 U	3 U	3.5 U	3.2 U	3.1 U
CHLOROETHANE	1.4 U	--	1.3 U	1.5 U	1.4 U	1.4 U	1.5 U	1.4 U	1.3 U	1.5 U	1.4 U	1.4 U
CHLOROFORM	0.89 U	--	0.84 U	0.94 U	0.89 U	0.88 U	0.94 U	0.895 U	0.85 U	0.98 U	0.9 U	0.89 U
CHLOROMETHANE	1.2 U	--	1.1 U	1.2 U	1.2 U	1.2 UJ	1.2 U	1.15 U	1.1 U	1.3 U	1.2 UJ	1.2 UJ
CIS-1,2-DICHLOROETHENE	0.73 U	--	0.69 U	0.78 U	0.74 U	0.73 U	0.78 U	0.745 U	0.71 U	0.81 U	0.74 U	0.74 U
CIS-1,3-DICHLOROPROPENE	1.6 U	--	1.5 U	1.7 U	1.6 U	1.6 U	1.7 U	1.65 U	1.6 U	1.8 U	1.6 U	1.6 U
DIBROMOMETHANE	0.75 U	--	0.71 U	0.8 U	0.76 U	0.75 U	0.8 U	0.76 U	0.72 U	0.84 U	0.76 U	0.76 U
DICHLORODIFLUOROMETHANE	1.1 U	--	1 U	1.1 U	1.1 U	1.1 UJ	1.1 U	1.05 U	1 U	1.2 U	1.1 UJ	1.1 UJ
DIISOPROPYL ETHER	0.85 U	--	0.8 U	0.9 U	0.86 U	0.85 U	0.9 U	0.86 U	0.82 U	0.94 U	0.86 U	0.86 U
ETHYL TERT-BUTYL ETHER	2.5 U	--	2.4 U	2.7 U	2.6 U	2.5 UJ	2.7 U	2.55 U	2.4 U	2.8 U	2.6 UJ	2.6 UJ
ETHYLBENZENE	1.2 U	--	1.1 U	1.2 U	1.2 U	1.2 U	1.2 U	1.15 U	1.1 U	1.3 U	1.2 U	1.2 U
HEXACHLOROBUTADIENE	4.2 UJ	--	4 U	4.5 U	4.2 U	4.2 U	4.5 U	4.3 U	4.1 U	4.7 U	4.3 U	4.2 U
ISOPROPYLBENZENE	0.94 U	--	0.88 U	0.99 U	0.94 U	0.93 U	0.99 U	0.945 U	0.9 U	1 U	0.95 U	0.94 U
METHYL TERT-BUTYL ETHER	0.93 U	--	0.87 U	0.98 U	0.93 U	0.92 U	0.98 U	0.935 U	0.89 U	1 U	0.93 U	0.93 U
METHYLENE CHLORIDE	14 U	--	13 U	14 U	14 U	13 U	14 U	13.5 U	13 U	15 U	14 U	14 U
NAPHTHALENE	3 UJ	--	2.9 UJ	3.2 UJ	3.1 UJ	3 U	3.2 UJ	3.05 U	2.9 UJ	3.4 UJ	3.1 U	3.1 U
N-BUTYLBENZENE	3.9 UJ	--	3.7 U	4.1 U	3.9 U	3.9 U	4.1 U	3.95 U	3.8 U	4.3 U	4 U	3.9 U
N-PROPYLBENZENE	0.83 UJ	--	0.78 U	0.87 U	0.83 U	0.82 U	0.87 U	0.83 U	0.79 U	0.91 U	0.83 U	0.83 U
SEC-BUTYLBENZENE	0.97 UJ	--	0.92 U	1 U	0.98 U	0.97 U	1 U	0.97 U	0.94 U	1.1 U	0.98 U	0.98 U
STYRENE	1.3 U	--	1.2 U	1.4 U	1.3 U	1.3 U	1.4 U	1.35 U	1.3 U	1.4 U	1.3 U	1.3 U
TERT-AMYL METHYL ETHER	2.5 U	--	2.4 U	2.7 U	2.6 U	2.5 UJ	2.7 U	2.55 U	2.4 U	2.8 U	2.6 UJ	2.5 UJ
TERT-BUTYLBENZENE	1 UJ	--	0.96 U	1.1 U	1 U	1 U	1.1 U	1.04 U	0.98 U	1.1 U	1 U	1 U
TERTIARY-BUTYL ALCOHOL	19 UJ	--	18 UJ	20 UJ	19 UJ	19 UJ	20 UJ	19 U	18 UJ	21 UJ	19 UJ	19 UJ
TETRACHLOROETHENE	0.82 U	--	0.77 U	0.87 U	0.83 U	0.82 U	0.87 U	0.83 U	0.79 U	0.91 U	0.83 U	0.83 U
TOLUENE	0.87 U	--	0.82 U	0.92 U	0.88 U	0.87 U	0.92 U	0.88 U	0.84 U	0.96 U	0.88 U	0.88 U

APPENDIX D
FULL APPENDIX SOIL SAMPLE RESULTS
BLOCK E SOIL PILE INVESTIGATION
MIDDLE RIVER COMPLEX, MIDDLE RIVER, MARYLAND

TOTAL XYLENES	1.8 U	--	1.7 U	1.9 U	1.8 U	1.8 U	1.9 U	1.8 U	1.7 U	2 U	1.8 U	1.8 U
TRANS-1,2-DICHLOROETHENE	0.52 U	--	0.49 U	0.55 U	0.53 U	0.52 U	0.55 U	0.525 U	0.5 U	0.58 U	0.53 U	0.53 U
TRANS-1,3-DICHLOROPROPENE	1.2 U	--	1.1 U	1.2 U	1.2 U	1.2 U	1.2 U	1.15 U	1.1 U	1.3 U	1.2 U	1.2 U
TRICHLOROETHENE	0.71 U	--	0.67 U	0.75 U	0.72 U	0.71 U	0.75 U	0.72 U	0.69 U	0.79 U	0.72 U	0.72 U
TRICHLOROFLUOROMETHANE	1.2 U	--	1.1 U	1.3 U	1.2 U	1.2 U	1.3 U	1.25 U	1.2 U	1.3 U	1.2 U	1.2 U
VINYL ACETATE	2.4 U	--	2.3 U	2.5 U	2.4 U	2.4 UR	2.5 U	2.5 U	2.3 UR	2.7 U	2.4 U	2.4 U
VINYL CHLORIDE	0.94 U	--	0.89 U	1 U	0.95 U	0.94 U	1 U	0.955 U	0.91 U	1 U	0.95 U	0.95 U
TENTATIVELY IDENTIFIED COMPOUNDS-VOLATILES (UG/KG)												
UNKNOWN [3.28]	13 NJ	120 NJ	12 NJ	--	--	--	13 NJ	13.5	14 NJ	--	--	--
UNKNOWN [4.16]	14 NJ	130 NJ	13 NJ	--	--	--	14 NJ	14.5	15 NJ	--	--	--

eurofins | Environment Testing TestAmerica

ANALYTICAL REPORT

Job Number: 240-124062-1

Job Description: MRC Block E Soil Pile Inv

For:
Tetra Tech, Inc.
20251 Century Blvd
Suite 200
Germantown, MD 20874

Attention: Mike Martin



Approved for release.
John McFadden
Project Manager I
1/7/2020 1:39 PM

John McFadden, Project Manager I
4101 Shuffel Street NW, North Canton, OH, 44720
(330)497-9396
john.mcfadden@testamericainc.com
01/07/2020

cc: Tony Apanavage
Samantha Brenner
Kelly Carper

The test results in this report meet all NELAP requirements for parameters for which accreditation is required or available. Any exceptions to the NELAP requirements are noted in this report. Pursuant to NELAP, this report may not be reproduced, except in full, without the written approval of the laboratory. This report is confidential and is intended for the sole use of TestAmerica and its client. All questions regarding this report should be directed to the TestAmerica Project Manager who has signed this report.

The test results in this report relate only to the samples as received by the laboratory and will meet all requirements of the methodology, with any exceptions noted. This report shall not be reproduced except in full, without the express written approval of the laboratory. All questions should be directed to the Eurofins TestAmerica Project Manager.

This report has been electronically signed and authorized by the signatory. Electronic signature is intended to be the legally binding equivalent of a traditionally handwritten signature.

Table of Contents

Cover Title Page 1

Data Summaries 6

- Definitions 6
- Case Narrative 7
- Detection Summary 10
- Client Sample Results 11
- Default Detection Limits 26
- Surrogate Summary 30
- QC Sample Results 32
- QC Association 55
- Chronicle 58
- Certification Summary 61
- Method Summary 63
- Sample Summary 64
- Manual Integration Summary 65
- Reagent Traceability 93
  - COAs 158

Organic Sample Data 503

- GC/MS VOA 503
  - Method 8260B 503
    - Method 8260B QC Summary 504
    - Method 8260B Sample Data 545
    - Standards Data 637
      - Method 8260B ICAL Data 637
      - Method 8260B CCAL Data 793
    - Raw QC Data 853

Table of Contents

Method 8260B Tune Data 853

Method 8260B Blank Data 881

Method 8260B LCS/LCSD Data 924

Method 8260B MS/MSD Data 957

Method 8260B Run Logs 1014

Method 8260B Prep Data 1021

GC Semi VOA 1035

Method 8082A 1035

Method 8082A QC Summary 1036

Method 8082A Sample Data 1055

Standards Data 1068

Method 8082A ICAL Data 1068

Method 8082A CCAL Data 1465

Raw QC Data 1653

Method 8082A Blank Data 1653

Method 8082A LCS/LCSD Data 1667

Method 8082A MS/MSD Data 1681

Method 8082A Run Logs 1704

Method 8082A Prep Data 1712

Inorganic Sample Data 1714

Metals Data 1714

Met Cover Page 1715

Met Sample Data 1716

Met QC Data 1718

Met ICV/CCV 1718

Met CRQL 1723

Table of Contents

Met Blanks 1724
Met ICSA/ICSAB 1732
Met MS/MSD/PDS 1734
Met LCS/LCSD 1738
Met Serial Dilution 1740
Met MDL 1741
Met IECF 1749
Met Linear Ranges 1750
Met Preparation Log 1752
Met Analysis Run Log 1754
Met Internal Standards 1764
Met Prep Data 1765
Met Raw Data 1772
General Chemistry Data 2223
Gen Chem Cover Page 2224
Gen Chem Sample Data 2226
Gen Chem QC Data 2228
Gen Chem ICV/CCV 2228
Gen Chem Duplicates 2229
Gen Chem LCS/LCSD 2231
Gen Chem MDL 2232
Gen Chem Analysis Run Log 2238
Gen Chem Prep Data 2247
Gen Chem Raw Data 2250
Subcontracted Data 2251
Shipping and Receiving Documents 2252

Table of Contents

Client Chain of Custody 2253

Qualifiers

GC/MS VOA

Qualifier	Qualifier Description
*	ISTD response or retention time outside acceptable limits
*	LCS or LCSD is outside acceptance limits.
F1	MS and/or MSD Recovery is outside acceptance limits.
F2	MS/MSD RPD exceeds control limits
J	Result is less than the RL but greater than or equal to the MDL and the concentration is an approximate value.
U	Indicates the analyte was analyzed for but not detected.

GC/MS VOA TICs

Qualifier	Qualifier Description
J	Indicates an Estimated Value for TICs
T	Result is a tentatively identified compound (TIC) and an estimated value.

GC Semi VOA

Qualifier	Qualifier Description
J	Result is less than the RL but greater than or equal to the MDL and the concentration is an approximate value.
U	Indicates the analyte was analyzed for but not detected.
X	Surrogate is outside control limits

Metals

Qualifier	Qualifier Description
B	Compound was found in the blank and sample.
J	Result is less than the RL but greater than or equal to the MDL and the concentration is an approximate value.
U	Indicates the analyte was analyzed for but not detected.

Glossary

Abbreviation	These commonly used abbreviations may or may not be present in this report.
¤	Listed under the "D" column to designate that the result is reported on a dry weight basis
%R	Percent Recovery
CFL	Contains Free Liquid
CNF	Contains No Free Liquid
DER	Duplicate Error Ratio (normalized absolute difference)
Dil Fac	Dilution Factor
DL	Detection Limit (DoD/DOE)
DL, RA, RE, IN	Indicates a Dilution, Re-analysis, Re-extraction, or additional Initial metals/anion analysis of the sample
DLC	Decision Level Concentration (Radiochemistry)
EDL	Estimated Detection Limit (Dioxin)
LOD	Limit of Detection (DoD/DOE)
LOQ	Limit of Quantitation (DoD/DOE)
MDA	Minimum Detectable Activity (Radiochemistry)
MDC	Minimum Detectable Concentration (Radiochemistry)
MDL	Method Detection Limit
ML	Minimum Level (Dioxin)
NC	Not Calculated
ND	Not Detected at the reporting limit (or MDL or EDL if shown)
PQL	Practical Quantitation Limit
QC	Quality Control
RER	Relative Error Ratio (Radiochemistry)
RL	Reporting Limit or Requested Limit (Radiochemistry)
RPD	Relative Percent Difference, a measure of the relative difference between two points
TEF	Toxicity Equivalent Factor (Dioxin)
TEQ	Toxicity Equivalent Quotient (Dioxin)

CASE NARRATIVE

Client: Tetra Tech, Inc.

Project: MRC Block E Soil Pile Inv

Report Number: 240-124062-1

With the exceptions noted as flags or footnotes, standard analytical protocols were followed in the analysis of the samples and no problems were encountered or anomalies observed. In addition all laboratory quality control samples were within established control limits, with any exceptions noted below. Each sample was analyzed to achieve the lowest possible reporting limit within the constraints of the method. In some cases, due to interference or analytes present at high concentrations, samples were diluted. For diluted samples, the reporting limits are adjusted relative to the dilution required.

Eurofins TestAmerica, Canton attests to the validity of the laboratory data generated by Eurofins TestAmerica facilities reported herein. All analyses performed by Eurofins TestAmerica facilities were done using established laboratory SOPs that incorporate QA/QC procedures described in the application methods. Eurofins TestAmerica's operations groups have reviewed the data for compliance with the laboratory QA/QC plan, and data have been found to be compliant with laboratory protocols unless otherwise noted below.

The 1010A and 1020B Flashpoint analyses were performed at Eurofins TestAmerica, Pittsburgh laboratory.
The test results in this report meet all NELAP requirements for parameters for which accreditation is required or available. Any exceptions to NELAP requirements are noted in this report. Pursuant to NELAP, this report may not be reproduced, except in full, without the written approval of the laboratory.

Calculations are performed before rounding to avoid round-off errors in calculated results.

All holding times were met and proper preservation noted for the methods performed on these samples, unless otherwise detailed in the individual sections below.

All solid sample results are reported on an "as received" basis unless otherwise indicated by the presence of a % solids value in the method header.

This laboratory report is confidential and is intended for the sole use of Eurofins TestAmerica and its client.

RECEIPT
The samples were received on 12/18/2019 11:20 AM; the samples arrived in good condition, properly preserved and, where required, on ice. The temperature of the cooler at receipt was 5.3º C.

VOLATILE ORGANIC COMPOUNDS (GCMS)
Samples E-SB-1796-0-1 (240-124062-2), E-SB-DUP-01 (240-124062-3), E-SB-1791-0-1 (240-124062-4), E-SB-1792-1-2 (240-124062-5) and WC-S-PILES-121719 (240-124062-6) were analyzed for volatile organic compounds (GCMS) in accordance with EPA SW-846 Method 8260B. The samples were prepared and analyzed on 12/28/2019 and 12/29/2019.

Vinyl acetate failed the recovery criteria low for the MS of sample E-SB-DUP-01MS (240-124062-3) in batch 240-417563. Acetone failed the recovery criteria high.

For the MSD of sample E-SB-DUP-01MSD (240-124062-3) in batch 240-417563, Vinyl acetate failed the recovery criteria low. Acetone failed the recovery criteria high. Also, Several analytes exceeded the RPD limit.

1,2,4-Trichlorobenzene was detected in method blank MB 240-417546/7 at a level that was above the method detection limit but below the reporting limit. The value should be considered an estimate, and has been flagged. If the associated sample reported a result above the MDL and/or RL, the result has been flagged.

Internal standard (ISTD) response for the following sample was outside control limits: E-SB-1791-0-1 (240-124062-4). The sample was re-extracted and/or re-analyzed with concurring results, and the original set of data has been reported.

No additional analytical or quality issues were noted, other than those described above or in the Definitions/Glossary page.

VOLATILE ORGANIC COMPOUNDS (GCMS)
Samples TB-121719 (240-124062-1) and WC-W-PILES-121719 (240-124062-7) were analyzed for volatile organic compounds (GCMS) in accordance with EPA SW-846 Method 8260B. The samples were analyzed on 12/30/2019 and 12/31/2019.

Sample WC-W-PILES-121719 (240-124062-7)[1250X] required dilution prior to analysis. The reporting limits have been adjusted accordingly.

The following samples were received in hydrochloric acid vials: TB-121719 (240-124062-1) and WC-W-PILES-121719 (240-124062-7). The requested target analyte list includes 2-Chloroethyl vinyl ether, an acid-labile compound that degrades in an acidic medium.

The laboratory control sample (LCS) for analytical batch 240-417817 recovered outside control limits for the following analytes: 1,3-Dichloropropane and Chlorodibromomethane. These analytes were biased high in the LCS and were not detected in the associated samples; therefore, the data have been reported. WC-W-PILES-121719 (240-124062-7) and (LCS 240-417817/4)

The pH of sample WC-W-PILES-121719 (240-124062-7) was 7. The sample was analyzed within the normal 14 day holding time; however, experimental evidence suggests that some aromatic compounds in wastewater samples, notably, Benzene, Toluene, and Ethylbenzene are susceptible to biological degradation if sample is not preserved to a pH of 2.

No additional analytical or quality issues were noted, other than those described above or in the Definitions/Glossary page.

FLASHPOINT
Sample WC-S-PILES-121719 (240-124062-6) was analyzed for flashpoint in accordance with EPA SW-846 Method 1020B. The sample was analyzed on 12/24/2019.

No analytical or quality issues were noted, other than those described above or in the Definitions/Glossary page.

POLYCHLORINATED BIPHENYLS (PCBS)
Sample WC-S-PILES-121719 (240-124062-6) was analyzed for polychlorinated biphenyls (PCBs) in accordance with EPA SW-846 Method 8082A. The sample was prepared on 12/20/2019 and analyzed on 12/24/2019.

Surrogates are added during the extraction process prior to dilution. When the sample dilution is 5X or greater, surrogate recoveries are diluted out and no corrective action is required. All of the samples in this data set analyzed for PCBs were subjected to the sulfuric acid cleanup procedure before instrumental analysis, per EPA Method 3665A.

The following sample required a copper clean-up to reduce matrix interferences caused by sulfur: WC-S-PILES-121719 (240-124062-6). Reagent: 4418903

No additional analytical or quality issues were noted, other than those described above or in the Definitions/Glossary page.

POLYCHLORINATED BIPHENYLS (PCBS)
Sample WC-W-PILES-121719 (240-124062-7) was analyzed for polychlorinated biphenyls (PCBs) in accordance with EPA SW-846 Method 8082A. The sample was prepared on 12/24/2019 and analyzed on 12/27/2019.

Surrogates are added during the extraction process prior to dilution. When the sample dilution is 5X or greater, surrogate recoveries are diluted out and no corrective action is required. All of the samples in this data set analyzed for PCBs were subjected to the sulfuric acid cleanup procedure before instrumental analysis, per EPA Method 3665A.

DCB Decachlorobiphenyl and Tetrachloro-m-xylene failed the surrogate recovery criteria low for WC-W-PILES-121719 (240-124062-7).

Sample WC-W-PILES-121719 (240-124062-7)[100X] required dilution prior to analysis due to the nature of the sample matrix. As such, surrogate recoveries are below the calibration range or are not reported, and elevated reporting limits (RLs) are provided.

Insufficient sample volume was available to perform a matrix spike/matrix spike duplicate (MS/MSD) associated with preparation batch 240-417140.

No additional analytical or quality issues were noted, other than those described above or in the Definitions/Glossary page.

TCLP METALS (ICP)
Samples WC-S-PILES-121719 (240-124062-6) and WC-W-PILES-121719 (240-124062-7) were analyzed for TCLP metals (ICP) in accordance with EPA SW-846 Methods 1311/6010C. The samples were leached on 12/19/2019, prepared on 12/20/2019 and analyzed on 12/23/2019.

Barium and Chromium were detected in method blank LB 240-416470/1-B at levels that were above the method detection limit but below the reporting limit. The values should be considered estimates, and have been flagged. If the associated sample reported a result above the MDL and/or RL, the result has been flagged.

Chromium was detected in method blank MB 240-416497/2-A at a level that was above the method detection limit but below the reporting limit. The value should be considered an estimate, and has been flagged. If the associated sample reported a result above the MDL and/or RL, the result has been flagged.

No additional analytical or quality issues were noted, other than those described above or in the Definitions/Glossary page.

TCLP MERCURY
Samples WC-S-PILES-121719 (240-124062-6) and WC-W-PILES-121719 (240-124062-7) were analyzed for TCLP mercury in accordance with EPA SW-846 Methods 1311/7470A. The sample was leached on 12/19/2019, and prepared and analyzed on 12/20/2019.

No analytical or quality issues were noted, other than those described above or in the Definitions/Glossary page.

FLASHPOINT

Sample WC-W-PILES-121719 (240-124062-7) was analyzed for flashpoint in accordance with EPA SW-846 Method 1010. The sample was analyzed on 12/24/2019.

No analytical or quality issues were noted, other than those described above or in the Definitions/Glossary page.

PERCENT SOLIDS

Samples E-SB-1796-0-1 (240-124062-2), E-SB-DUP-01 (240-124062-3), E-SB-1791-0-1 (240-124062-4), E-SB-1792-1-2 (240-124062-5) and WC-S-PILES-121719 (240-124062-6) were analyzed for percent solids in accordance with ASTM Method D2216-80. The samples were analyzed on 12/23/2019.

No analytical or quality issues were noted, other than those described above or in the Definitions/Glossary page.

Detection Summary

Client: Tetra Tech, Inc.
Job ID: 240-124062-1
Project/Site: MRC Block E Soil Pile Inv

Client Sample ID: TB-121719
Lab Sample ID: 240-124062-1

No Detections.

Client Sample ID: E-SB-1796-0-1
Lab Sample ID: 240-124062-2

Analyte	Result	Qualifier	RL	MDL	Unit	Dil Fac	D	Method	Prep Type
Acetone	27	J	30	25	ug/Kg	1	☼	8260B	Total/NA

Client Sample ID: E-SB-DUP-01
Lab Sample ID: 240-124062-3

No Detections.

Client Sample ID: E-SB-1791-0-1
Lab Sample ID: 240-124062-4

Analyte	Result	Qualifier	RL	MDL	Unit	Dil Fac	D	Method	Prep Type
Acetone	2700		260	220	ug/Kg	1	☼	8260B	Total/NA

Client Sample ID: E-SB-1792-1-2
Lab Sample ID: 240-124062-5

No Detections.

Client Sample ID: WC-S-PILES-121719
Lab Sample ID: 240-124062-6

Analyte	Result	Qualifier	RL	MDL	Unit	Dil Fac	D	Method	Prep Type
Aroclor-1260	55	J	59	26	ug/Kg	1	☼	8082A	Total/NA
Barium	0.46	J B	0.50	0.0013	mg/L	1		6010C	TCLP
Cadmium	0.0025	J	0.050	0.00020	mg/L	1		6010C	TCLP
Chromium	0.013	J B	0.050	0.00063	mg/L	1		6010C	TCLP
Lead	0.020	J	0.050	0.0028	mg/L	1		6010C	TCLP
Ignitability	>140				Degrees F	1		EPA 1020B	Total/NA

Client Sample ID: WC-W-PILES-121719
Lab Sample ID: 240-124062-7

Analyte	Result	Qualifier	RL	MDL	Unit	Dil Fac	D	Method	Prep Type
Acetone	86000		13000	6800	ug/L	1250		8260B	Total/NA
Arsenic	0.021	J	0.050	0.0041	mg/L	1		6010C	TCLP
Barium	0.22	J B	0.50	0.0013	mg/L	1		6010C	TCLP
Cadmium	0.0047	J	0.050	0.00020	mg/L	1		6010C	TCLP
Chromium	0.089	B	0.050	0.00063	mg/L	1		6010C	TCLP
Lead	0.065		0.050	0.0028	mg/L	1		6010C	TCLP
Flashpoint	>200		1.00	1.00	Degrees F	1		EPA 1010A	Total/NA

This Detection Summary does not include radiochemical test results.

Client Sample ID: TB-121719 Lab Sample ID: 240-124062-1

Date Collected: 12/17/19 00:00 **Matrix: Water**
Date Received: 12/18/19 11:20

Method: 8260B - Volatile Organic Compounds (GC/MS)

Analyte	Result	Qualifier	RL	MDL	Unit	D	Prepared	Analyzed	Dil Fac
Acetone	5.4	U	10	5.4	ug/L			12/30/19 18:08	1
1,1,1,2-Tetrachloroethane	0.14	U	1.0	0.14	ug/L			12/30/19 18:08	1
Benzene	0.13	U	1.0	0.13	ug/L			12/30/19 18:08	1
Bromodichloromethane	0.17	U	1.0	0.17	ug/L			12/30/19 18:08	1
Bromoform	0.76	U	1.0	0.76	ug/L			12/30/19 18:08	1
Bromomethane	0.42	U	1.0	0.42	ug/L			12/30/19 18:08	1
2-Butanone (MEK)	1.2	U	10	1.2	ug/L			12/30/19 18:08	1
Carbon disulfide	0.28	U	1.0	0.28	ug/L			12/30/19 18:08	1
Carbon tetrachloride	0.26	U	1.0	0.26	ug/L			12/30/19 18:08	1
Chlorobenzene	0.14	U	1.0	0.14	ug/L			12/30/19 18:08	1
Chloroethane	0.83	U	1.0	0.83	ug/L			12/30/19 18:08	1
Chloroform	0.13	U	1.0	0.13	ug/L			12/30/19 18:08	1
1,1-Dichloropropene	0.14	U	1.0	0.14	ug/L			12/30/19 18:08	1
Chloromethane	0.20	U	1.0	0.20	ug/L			12/30/19 18:08	1
1,1-Dichloroethane	0.17	U	1.0	0.17	ug/L			12/30/19 18:08	1
1,2,3-Trichlorobenzene	0.54	U	1.0	0.54	ug/L			12/30/19 18:08	1
1,2,3-Trichloropropane	0.24	U	1.0	0.24	ug/L			12/30/19 18:08	1
1,2-Dichloroethane	0.21	U	1.0	0.21	ug/L			12/30/19 18:08	1
1,1-Dichloroethene	0.19	U	1.0	0.19	ug/L			12/30/19 18:08	1
1,2,3-Trimethylbenzene	0.14	U	5.0	0.14	ug/L			12/30/19 18:08	1
1,2-Dichloropropane	0.15	U	1.0	0.15	ug/L			12/30/19 18:08	1
1,2,4-Trimethylbenzene	0.070	U	1.0	0.070	ug/L			12/30/19 18:08	1
cis-1,3-Dichloropropene	0.61	U	1.0	0.61	ug/L			12/30/19 18:08	1
trans-1,3-Dichloropropene	0.67	U	1.0	0.67	ug/L			12/30/19 18:08	1
Ethylbenzene	0.11	U	1.0	0.11	ug/L			12/30/19 18:08	1
2-Hexanone	0.54	U	10	0.54	ug/L			12/30/19 18:08	1
Methylene Chloride	2.6	U	5.0	2.6	ug/L			12/30/19 18:08	1
4-Methyl-2-pentanone (MIBK)	0.42	U	10	0.42	ug/L			12/30/19 18:08	1
Styrene	0.10	U	1.0	0.10	ug/L			12/30/19 18:08	1
1,1,2,2-Tetrachloroethane	0.13	U	1.0	0.13	ug/L			12/30/19 18:08	1
Tetrachloroethene	0.15	U	1.0	0.15	ug/L			12/30/19 18:08	1
Toluene	0.14	U	1.0	0.14	ug/L			12/30/19 18:08	1
Trichloroethene	0.10	U	1.0	0.10	ug/L			12/30/19 18:08	1
Vinyl chloride	0.20	U	1.0	0.20	ug/L			12/30/19 18:08	1
Xylenes, Total	0.15	U	2.0	0.15	ug/L			12/30/19 18:08	1
1,1,1-Trichloroethane	0.24	U	1.0	0.24	ug/L			12/30/19 18:08	1
1,3-Dichloropropane	0.21	U	1.0	0.21	ug/L			12/30/19 18:08	1
1,2-Dibromo-3-Chloropropane	0.91	U	2.0	0.91	ug/L			12/30/19 18:08	1
1,2-Dibromoethane	0.12	U	1.0	0.12	ug/L			12/30/19 18:08	1
Dichlorodifluoromethane	0.35	U	1.0	0.35	ug/L			12/30/19 18:08	1
cis-1,2-Dichloroethene	0.16	U	1.0	0.16	ug/L			12/30/19 18:08	1
trans-1,2-Dichloroethene	0.19	U	1.0	0.19	ug/L			12/30/19 18:08	1
Isopropylbenzene	0.090	U	1.0	0.090	ug/L			12/30/19 18:08	1
Methyl tert-butyl ether	0.070	U	1.0	0.070	ug/L			12/30/19 18:08	1
1,1,2-Trichlorotrifluoroethane	0.41	U	1.0	0.41	ug/L			12/30/19 18:08	1
1,2,4-Trichlorobenzene	0.26	U	1.0	0.26	ug/L			12/30/19 18:08	1
2,2-Dichloropropane	0.31	U	1.0	0.31	ug/L			12/30/19 18:08	1
1,2-Dichlorobenzene	0.15	U	1.0	0.15	ug/L			12/30/19 18:08	1
1,3-Dichlorobenzene	0.15	U	1.0	0.15	ug/L			12/30/19 18:08	1

Client Sample ID: TB-121719 — Lab Sample ID: 240-124062-1

Date Collected: 12/17/19 00:00 — **Matrix: Water**
Date Received: 12/18/19 11:20

Method: 8260B - Volatile Organic Compounds (GC/MS) (Continued)

Analyte	Result	Qualifier	RL	MDL	Unit	D	Prepared	Analyzed	Dil Fac
1,4-Dichlorobenzene	0.16	U	1.0	0.16	ug/L			12/30/19 18:08	1
2-Chloroethyl vinyl ether	0.26	U	10	0.26	ug/L			12/30/19 18:08	1
Trichlorofluoromethane	0.45	U	1.0	0.45	ug/L			12/30/19 18:08	1
2-Chlorotoluene	0.15	U	1.0	0.15	ug/L			12/30/19 18:08	1
Chlorodibromomethane	0.39	U	1.0	0.39	ug/L			12/30/19 18:08	1
Bromobenzene	0.12	U	1.0	0.12	ug/L			12/30/19 18:08	1
Bromochloromethane	0.14	U	1.0	0.14	ug/L			12/30/19 18:08	1
4-Chlorotoluene	0.090	U	1.0	0.090	ug/L			12/30/19 18:08	1
4-Isopropyltoluene	0.13	U	1.0	0.13	ug/L			12/30/19 18:08	1
Hexachlorobutadiene	0.83	U	1.0	0.83	ug/L			12/30/19 18:08	1
Dibromomethane	0.090	U	1.0	0.090	ug/L			12/30/19 18:08	1
Diisopropyl ether	0.17	U	10	0.17	ug/L			12/30/19 18:08	1
Naphthalene	0.32	U	1.0	0.32	ug/L			12/30/19 18:08	1
n-Butylbenzene	0.14	U	1.0	0.14	ug/L			12/30/19 18:08	1
N-Propylbenzene	0.15	U	1.0	0.15	ug/L			12/30/19 18:08	1
sec-Butylbenzene	0.13	U	1.0	0.13	ug/L			12/30/19 18:08	1
Tert-amyl methyl ether	0.11	U	5.0	0.11	ug/L			12/30/19 18:08	1
Ethyl tert-butyl ether	0.15	U	5.0	0.15	ug/L			12/30/19 18:08	1
tert-Butylbenzene	0.14	U	1.0	0.14	ug/L			12/30/19 18:08	1
Vinyl acetate	0.19	U	2.0	0.19	ug/L			12/30/19 18:08	1
tert-Butyl alcohol	1.7	U	40	1.7	ug/L			12/30/19 18:08	1

Surrogate	*%Recovery*	*Qualifier*	*Limits*	*Prepared*	*Analyzed*	*Dil Fac*
1,2-Dichloroethane-d4 (Surr)	*108*		*75 - 130*		*12/30/19 18:08*	*1*
4-Bromofluorobenzene (Surr)	*74*		*47 - 134*		*12/30/19 18:08*	*1*
Toluene-d8 (Surr)	*91*		*69 - 122*		*12/30/19 18:08*	*1*
Dibromofluoromethane (Surr)	*115*		*78 - 129*		*12/30/19 18:08*	*1*

Client Sample ID: E-SB-1796-0-1 — Lab Sample ID: 240-124062-2

Date Collected: 12/17/19 09:15 — **Matrix: Solid**
Date Received: 12/18/19 11:20

General Chemistry

Analyte	Result	Qualifier	RL	MDL	Unit	D	Prepared	Analyzed	Dil Fac
Percent Solids	**82.1**		0.1	0.1	%			12/23/19 14:57	1
Percent Moisture	**17.9**		0.1	0.1	%			12/23/19 14:57	1

Client Sample ID: E-SB-1796-0-1 — Lab Sample ID: 240-124062-2

Date Collected: 12/17/19 09:15 — **Matrix: Solid**
Date Received: 12/18/19 11:20 — **Percent Solids: 82.1**

Method: 8260B - Volatile Organic Compounds (GC/MS)

Analyte	Result	Qualifier	RL	MDL	Unit	D	Prepared	Analyzed	Dil Fac
1,1,1,2-Tetrachloroethane	3.5	U	6.0	3.5	ug/Kg	☼	12/28/19 07:26	12/28/19 13:50	1
1,1,1-Trichloroethane	0.98	U	6.0	0.98	ug/Kg	☼	12/28/19 07:26	12/28/19 13:50	1
1,1,2,2-Tetrachloroethane	1.7	U	6.0	1.7	ug/Kg	☼	12/28/19 07:26	12/28/19 13:50	1
1,1,2-Trichloro-1,2,2-trifluoroethane	1.5	U	6.0	1.5	ug/Kg	☼	12/28/19 07:26	12/28/19 13:50	1
1,1-Dichloroethane	0.83	U	6.0	0.83	ug/Kg	☼	12/28/19 07:26	12/28/19 13:50	1
1,1-Dichloroethene	1.1	U	6.0	1.1	ug/Kg	☼	12/28/19 07:26	12/28/19 13:50	1
1,1-Dichloropropene	1.2	U	6.0	1.2	ug/Kg	☼	12/28/19 07:26	12/28/19 13:50	1
1,2,3-Trichlorobenzene	0.68	U	6.0	0.68	ug/Kg	☼	12/28/19 07:26	12/28/19 13:50	1

Client Sample ID: E-SB-1796-0-1 Lab Sample ID: 240-124062-2

Date Collected: 12/17/19 09:15 **Matrix: Solid**
Date Received: 12/18/19 11:20 **Percent Solids: 82.1**

Method: 8260B - Volatile Organic Compounds (GC/MS) (Continued)

Analyte	Result	Qualifier	RL	MDL	Unit	D	Prepared	Analyzed	Dil Fac
1,2,3-Trichloropropane	1.9	U	6.0	1.9	ug/Kg	☼	12/28/19 07:26	12/28/19 13:50	1
1,2,3-Trimethylbenzene	2.2	U	6.0	2.2	ug/Kg	☼	12/28/19 07:26	12/28/19 13:50	1
1,2,4-Trichlorobenzene	0.68	U	6.0	0.68	ug/Kg	☼	12/28/19 07:26	12/28/19 13:50	1
1,2,4-Trimethylbenzene	1.2	U	6.0	1.2	ug/Kg	☼	12/28/19 07:26	12/28/19 13:50	1
1,2-Dibromo-3-Chloropropane	4.3	U	12	4.3	ug/Kg	☼	12/28/19 07:26	12/28/19 13:50	1
1,2-Dichlorobenzene	1.3	U	6.0	1.3	ug/Kg	☼	12/28/19 07:26	12/28/19 13:50	1
1,2-Dichloroethane	0.92	U	6.0	0.92	ug/Kg	☼	12/28/19 07:26	12/28/19 13:50	1
1,2-Dichloropropane	1.0	U	6.0	1.0	ug/Kg	☼	12/28/19 07:26	12/28/19 13:50	1
1,3-Dichlorobenzene	0.97	U	6.0	0.97	ug/Kg	☼	12/28/19 07:26	12/28/19 13:50	1
1,3-Dichloropropane	1.2	U	6.0	1.2	ug/Kg	☼	12/28/19 07:26	12/28/19 13:50	1
1,4-Dichlorobenzene	1.1	U	6.0	1.1	ug/Kg	☼	12/28/19 07:26	12/28/19 13:50	1
2,2-Dichloropropane	1.4	U	6.0	1.4	ug/Kg	☼	12/28/19 07:26	12/28/19 13:50	1
2-Chloroethyl vinyl ether	11	U	60	11	ug/Kg	☼	12/28/19 07:26	12/28/19 13:50	1
2-Chlorotoluene	1.1	U	6.0	1.1	ug/Kg	☼	12/28/19 07:26	12/28/19 13:50	1
2-Hexanone	4.9	U	24	4.9	ug/Kg	☼	12/28/19 07:26	12/28/19 13:50	1
Bromobenzene	1.4	U	6.0	1.4	ug/Kg	☼	12/28/19 07:26	12/28/19 13:50	1
Bromochloromethane	0.71	U	6.0	0.71	ug/Kg	☼	12/28/19 07:26	12/28/19 13:50	1
4-Chlorotoluene	1.0	U	6.0	1.0	ug/Kg	☼	12/28/19 07:26	12/28/19 13:50	1
p-Isopropyltoluene	3.5	U	6.0	3.5	ug/Kg	☼	12/28/19 07:26	12/28/19 13:50	1
Acetone	**27**	**J**	30	25	ug/Kg	☼	12/28/19 07:26	12/28/19 13:50	1
Benzene	0.83	U	6.0	0.83	ug/Kg	☼	12/28/19 07:26	12/28/19 13:50	1
Bromoform	2.9	U	6.0	2.9	ug/Kg	☼	12/28/19 07:26	12/28/19 13:50	1
Bromomethane	1.2	U	6.0	1.2	ug/Kg	☼	12/28/19 07:26	12/28/19 13:50	1
Carbon disulfide	1.4	U	6.0	1.4	ug/Kg	☼	12/28/19 07:26	12/28/19 13:50	1
Carbon tetrachloride	3.9	U	6.0	3.9	ug/Kg	☼	12/28/19 07:26	12/28/19 13:50	1
Chlorobenzene	1.1	U	6.0	1.1	ug/Kg	☼	12/28/19 07:26	12/28/19 13:50	1
Chloroethane	1.5	U	6.0	1.5	ug/Kg	☼	12/28/19 07:26	12/28/19 13:50	1
Chloroform	0.94	U	6.0	0.94	ug/Kg	☼	12/28/19 07:26	12/28/19 13:50	1
Chloromethane	1.2	U	6.0	1.2	ug/Kg	☼	12/28/19 07:26	12/28/19 13:50	1
cis-1,2-Dichloroethene	0.78	U	6.0	0.78	ug/Kg	☼	12/28/19 07:26	12/28/19 13:50	1
cis-1,3-Dichloropropene	1.7	U	6.0	1.7	ug/Kg	☼	12/28/19 07:26	12/28/19 13:50	1
Hexachlorobutadiene	4.5	U	6.0	4.5	ug/Kg	☼	12/28/19 07:26	12/28/19 13:50	1
Dibromomethane	0.80	U	6.0	0.80	ug/Kg	☼	12/28/19 07:26	12/28/19 13:50	1
Bromodichloromethane	0.81	U	6.0	0.81	ug/Kg	☼	12/28/19 07:26	12/28/19 13:50	1
Dichlorodifluoromethane	1.1	U	6.0	1.1	ug/Kg	☼	12/28/19 07:26	12/28/19 13:50	1
Ethylbenzene	1.2	U	6.0	1.2	ug/Kg	☼	12/28/19 07:26	12/28/19 13:50	1
1,2-Dibromoethane	0.92	U	6.0	0.92	ug/Kg	☼	12/28/19 07:26	12/28/19 13:50	1
Diisopropyl ether	0.90	U	12	0.90	ug/Kg	☼	12/28/19 07:26	12/28/19 13:50	1
Naphthalene	3.2	U	6.0	3.2	ug/Kg	☼	12/28/19 07:26	12/28/19 13:50	1
m-Xylene & p-Xylene	0.93	U	12	0.93	ug/Kg	☼	12/28/19 07:26	12/28/19 13:50	1
n-Butylbenzene	4.1	U	6.0	4.1	ug/Kg	☼	12/28/19 07:26	12/28/19 13:50	1
Isopropylbenzene	0.99	U	6.0	0.99	ug/Kg	☼	12/28/19 07:26	12/28/19 13:50	1
N-Propylbenzene	0.87	U	6.0	0.87	ug/Kg	☼	12/28/19 07:26	12/28/19 13:50	1
2-Butanone (MEK)	4.2	U	24	4.2	ug/Kg	☼	12/28/19 07:26	12/28/19 13:50	1
4-Methyl-2-pentanone (MIBK)	4.4	U	24	4.4	ug/Kg	☼	12/28/19 07:26	12/28/19 13:50	1
sec-Butylbenzene	1.0	U	6.0	1.0	ug/Kg	☼	12/28/19 07:26	12/28/19 13:50	1
Methyl tert-butyl ether	0.98	U	6.0	0.98	ug/Kg	☼	12/28/19 07:26	12/28/19 13:50	1
Tert-amyl methyl ether	2.7	U	6.0	2.7	ug/Kg	☼	12/28/19 07:26	12/28/19 13:50	1
Methylene Chloride	14	U	30	14	ug/Kg	☼	12/28/19 07:26	12/28/19 13:50	1

Client Sample ID: E-SB-1796-0-1 — Lab Sample ID: 240-124062-2

Date Collected: 12/17/19 09:15 — **Matrix: Solid**
Date Received: 12/18/19 11:20 — **Percent Solids: 82.1**

Method: 8260B - Volatile Organic Compounds (GC/MS) (Continued)

Analyte	Result	Qualifier	RL	MDL	Unit	D	Prepared	Analyzed	Dil Fac
o-Xylene	1.0	U	6.0	1.0	ug/Kg	☼	12/28/19 07:26	12/28/19 13:50	1
Styrene	1.4	U	6.0	1.4	ug/Kg	☼	12/28/19 07:26	12/28/19 13:50	1
Ethyl tert-butyl ether	2.7	U	6.0	2.7	ug/Kg	☼	12/28/19 07:26	12/28/19 13:50	1
tert-Butylbenzene	1.1	U	6.0	1.1	ug/Kg	☼	12/28/19 07:26	12/28/19 13:50	1
Tetrachloroethene	0.87	U	6.0	0.87	ug/Kg	☼	12/28/19 07:26	12/28/19 13:50	1
Toluene	0.92	U	6.0	0.92	ug/Kg	☼	12/28/19 07:26	12/28/19 13:50	1
trans-1,2-Dichloroethene	0.55	U	6.0	0.55	ug/Kg	☼	12/28/19 07:26	12/28/19 13:50	1
trans-1,3-Dichloropropene	1.2	U	6.0	1.2	ug/Kg	☼	12/28/19 07:26	12/28/19 13:50	1
Trichloroethene	0.75	U	6.0	0.75	ug/Kg	☼	12/28/19 07:26	12/28/19 13:50	1
Trichlorofluoromethane	1.3	U	6.0	1.3	ug/Kg	☼	12/28/19 07:26	12/28/19 13:50	1
Vinyl acetate	2.5	U	12	2.5	ug/Kg	☼	12/28/19 07:26	12/28/19 13:50	1
Vinyl chloride	1.0	U	6.0	1.0	ug/Kg	☼	12/28/19 07:26	12/28/19 13:50	1
tert-Butyl alcohol	20	U	240	20	ug/Kg	☼	12/28/19 07:26	12/28/19 13:50	1
Xylenes, Total	1.9	U	12	1.9	ug/Kg	☼	12/28/19 07:26	12/28/19 13:50	1
Dibromochloromethane	3.3	U	6.0	3.3	ug/Kg	☼	12/28/19 07:26	12/28/19 13:50	1

Tentatively Identified Compound	*Est. Result*	*Qualifier*	*Unit*	*D*	*RT*	*CAS No.*	*Prepared*	*Analyzed*	*Dil Fac*
Unknown	*13*	*T J*	*ug/Kg*	☼	*3.28*		*12/28/19 07:26*	*12/28/19 13:50*	*1*
Unknown	*14*	*T J*	*ug/Kg*	☼	*4.16*		*12/28/19 07:26*	*12/28/19 13:50*	*1*

Surrogate	*%Recovery*	*Qualifier*	*Limits*	*Prepared*	*Analyzed*	*Dil Fac*
1,2-Dichloroethane-d4 (Surr)	*84*		*59 - 120*	*12/28/19 07:26*	*12/28/19 13:50*	*1*
4-Bromofluorobenzene (Surr)	*82*		*51 - 127*	*12/28/19 07:26*	*12/28/19 13:50*	*1*
Toluene-d8 (Surr)	*88*		*64 - 124*	*12/28/19 07:26*	*12/28/19 13:50*	*1*
Dibromofluoromethane (Surr)	*74*		*56 - 122*	*12/28/19 07:26*	*12/28/19 13:50*	*1*

Client Sample ID: E-SB-DUP-01 — Lab Sample ID: 240-124062-3

Date Collected: 12/17/19 00:00 — **Matrix: Solid**
Date Received: 12/18/19 11:20

General Chemistry

Analyte	Result	Qualifier	RL	MDL	Unit	D	Prepared	Analyzed	Dil Fac
Percent Solids	**85.0**		0.1	0.1	%			12/23/19 14:57	1
Percent Moisture	**15.0**		0.1	0.1	%			12/23/19 14:57	1

Client Sample ID: E-SB-DUP-01 — Lab Sample ID: 240-124062-3

Date Collected: 12/17/19 00:00 — **Matrix: Solid**
Date Received: 12/18/19 11:20 — **Percent Solids: 85.0**

Method: 8260B - Volatile Organic Compounds (GC/MS)

Analyte	Result	Qualifier	RL	MDL	Unit	D	Prepared	Analyzed	Dil Fac
1,1,1,2-Tetrachloroethane	3.2	U	5.4	3.2	ug/Kg	☼	12/29/19 05:13	12/29/19 07:33	1
1,1,1-Trichloroethane	0.89	U	5.4	0.89	ug/Kg	☼	12/29/19 05:13	12/29/19 07:33	1
1,1,2,2-Tetrachloroethane	1.6	U F2	5.4	1.6	ug/Kg	☼	12/29/19 05:13	12/29/19 07:33	1
1,1,2-Trichloro-1,2,2-trifluoroethane	1.4	U	5.4	1.4	ug/Kg	☼	12/29/19 05:13	12/29/19 07:33	1
1,1-Dichloroethane	0.75	U	5.4	0.75	ug/Kg	☼	12/29/19 05:13	12/29/19 07:33	1
1,1-Dichloroethene	0.98	U	5.4	0.98	ug/Kg	☼	12/29/19 05:13	12/29/19 07:33	1
1,1-Dichloropropene	1.1	U	5.4	1.1	ug/Kg	☼	12/29/19 05:13	12/29/19 07:33	1
1,2,3-Trichlorobenzene	0.62	U	5.4	0.62	ug/Kg	☼	12/29/19 05:13	12/29/19 07:33	1
1,2,3-Trichloropropane	1.7	U F2	5.4	1.7	ug/Kg	☼	12/29/19 05:13	12/29/19 07:33	1
1,2,3-Trimethylbenzene	2.0	U	5.4	2.0	ug/Kg	☼	12/29/19 05:13	12/29/19 07:33	1

Client Sample ID: E-SB-DUP-01 Lab Sample ID: 240-124062-3

Date Collected: 12/17/19 00:00 **Matrix: Solid**
Date Received: 12/18/19 11:20 **Percent Solids: 85.0**

Method: 8260B - Volatile Organic Compounds (GC/MS) (Continued)

Analyte	Result	Qualifier	RL	MDL	Unit	D	Prepared	Analyzed	Dil Fac
1,2,4-Trichlorobenzene	0.62	U	5.4	0.62	ug/Kg	☼	12/29/19 05:13	12/29/19 07:33	1
1,2,4-Trimethylbenzene	1.1	U F2	5.4	1.1	ug/Kg	☼	12/29/19 05:13	12/29/19 07:33	1
1,2-Dibromo-3-Chloropropane	3.9	U F2	11	3.9	ug/Kg	☼	12/29/19 05:13	12/29/19 07:33	1
1,2-Dichlorobenzene	1.2	U F2	5.4	1.2	ug/Kg	☼	12/29/19 05:13	12/29/19 07:33	1
1,2-Dichloroethane	0.84	U	5.4	0.84	ug/Kg	☼	12/29/19 05:13	12/29/19 07:33	1
1,2-Dichloropropane	0.92	U	5.4	0.92	ug/Kg	☼	12/29/19 05:13	12/29/19 07:33	1
1,3-Dichlorobenzene	0.88	U F2	5.4	0.88	ug/Kg	☼	12/29/19 05:13	12/29/19 07:33	1
1,3-Dichloropropane	1.1	U	5.4	1.1	ug/Kg	☼	12/29/19 05:13	12/29/19 07:33	1
1,4-Dichlorobenzene	0.96	U F2	5.4	0.96	ug/Kg	☼	12/29/19 05:13	12/29/19 07:33	1
2,2-Dichloropropane	1.3	U	5.4	1.3	ug/Kg	☼	12/29/19 05:13	12/29/19 07:33	1
2-Chloroethyl vinyl ether	9.7	U	54	9.7	ug/Kg	☼	12/29/19 05:13	12/29/19 07:33	1
2-Chlorotoluene	1.0	U F2	5.4	1.0	ug/Kg	☼	12/29/19 05:13	12/29/19 07:33	1
2-Hexanone	4.4	U	22	4.4	ug/Kg	☼	12/29/19 05:13	12/29/19 07:33	1
Bromobenzene	1.3	U F2	5.4	1.3	ug/Kg	☼	12/29/19 05:13	12/29/19 07:33	1
Bromochloromethane	0.64	U	5.4	0.64	ug/Kg	☼	12/29/19 05:13	12/29/19 07:33	1
4-Chlorotoluene	0.93	U F2	5.4	0.93	ug/Kg	☼	12/29/19 05:13	12/29/19 07:33	1
p-Isopropyltoluene	3.2	U F2	5.4	3.2	ug/Kg	☼	12/29/19 05:13	12/29/19 07:33	1
Acetone	23	U F1	27	23	ug/Kg	☼	12/29/19 05:13	12/29/19 07:33	1
Benzene	0.76	U	5.4	0.76	ug/Kg	☼	12/29/19 05:13	12/29/19 07:33	1
Bromoform	2.6	U	5.4	2.6	ug/Kg	☼	12/29/19 05:13	12/29/19 07:33	1
Bromomethane	1.1	U	5.4	1.1	ug/Kg	☼	12/29/19 05:13	12/29/19 07:33	1
Carbon disulfide	1.3	U	5.4	1.3	ug/Kg	☼	12/29/19 05:13	12/29/19 07:33	1
Carbon tetrachloride	3.5	U	5.4	3.5	ug/Kg	☼	12/29/19 05:13	12/29/19 07:33	1
Chlorobenzene	0.99	U	5.4	0.99	ug/Kg	☼	12/29/19 05:13	12/29/19 07:33	1
Chloroethane	1.3	U	5.4	1.3	ug/Kg	☼	12/29/19 05:13	12/29/19 07:33	1
Chloroform	0.85	U	5.4	0.85	ug/Kg	☼	12/29/19 05:13	12/29/19 07:33	1
Chloromethane	1.1	U	5.4	1.1	ug/Kg	☼	12/29/19 05:13	12/29/19 07:33	1
cis-1,2-Dichloroethene	0.71	U	5.4	0.71	ug/Kg	☼	12/29/19 05:13	12/29/19 07:33	1
cis-1,3-Dichloropropene	1.6	U	5.4	1.6	ug/Kg	☼	12/29/19 05:13	12/29/19 07:33	1
Hexachlorobutadiene	4.1	U	5.4	4.1	ug/Kg	☼	12/29/19 05:13	12/29/19 07:33	1
Dibromomethane	0.72	U	5.4	0.72	ug/Kg	☼	12/29/19 05:13	12/29/19 07:33	1
Bromodichloromethane	0.74	U	5.4	0.74	ug/Kg	☼	12/29/19 05:13	12/29/19 07:33	1
Dichlorodifluoromethane	1.0	U	5.4	1.0	ug/Kg	☼	12/29/19 05:13	12/29/19 07:33	1
Ethylbenzene	1.1	U	5.4	1.1	ug/Kg	☼	12/29/19 05:13	12/29/19 07:33	1
1,2-Dibromoethane	0.83	U	5.4	0.83	ug/Kg	☼	12/29/19 05:13	12/29/19 07:33	1
Diisopropyl ether	0.82	U	11	0.82	ug/Kg	☼	12/29/19 05:13	12/29/19 07:33	1
Naphthalene	2.9	U	5.4	2.9	ug/Kg	☼	12/29/19 05:13	12/29/19 07:33	1
m-Xylene & p-Xylene	0.85	U	11	0.85	ug/Kg	☼	12/29/19 05:13	12/29/19 07:33	1
n-Butylbenzene	3.8	U F2	5.4	3.8	ug/Kg	☼	12/29/19 05:13	12/29/19 07:33	1
Isopropylbenzene	0.90	U	5.4	0.90	ug/Kg	☼	12/29/19 05:13	12/29/19 07:33	1
N-Propylbenzene	0.79	U F2	5.4	0.79	ug/Kg	☼	12/29/19 05:13	12/29/19 07:33	1
2-Butanone (MEK)	3.9	U	22	3.9	ug/Kg	☼	12/29/19 05:13	12/29/19 07:33	1
4-Methyl-2-pentanone (MIBK)	4.0	U	22	4.0	ug/Kg	☼	12/29/19 05:13	12/29/19 07:33	1
sec-Butylbenzene	0.94	U F2	5.4	0.94	ug/Kg	☼	12/29/19 05:13	12/29/19 07:33	1
Methyl tert-butyl ether	0.89	U	5.4	0.89	ug/Kg	☼	12/29/19 05:13	12/29/19 07:33	1
Tert-amyl methyl ether	2.4	U	5.4	2.4	ug/Kg	☼	12/29/19 05:13	12/29/19 07:33	1
Methylene Chloride	13	U	27	13	ug/Kg	☼	12/29/19 05:13	12/29/19 07:33	1
o-Xylene	0.93	U	5.4	0.93	ug/Kg	☼	12/29/19 05:13	12/29/19 07:33	1
Styrene	1.3	U	5.4	1.3	ug/Kg	☼	12/29/19 05:13	12/29/19 07:33	1

Client Sample ID: E-SB-DUP-01 — Lab Sample ID: 240-124062-3

Date Collected: 12/17/19 00:00 — **Matrix: Solid**
Date Received: 12/18/19 11:20 — **Percent Solids: 85.0**

Method: 8260B - Volatile Organic Compounds (GC/MS) (Continued)

Analyte	Result	Qualifier	RL	MDL	Unit	D	Prepared	Analyzed	Dil Fac
Ethyl tert-butyl ether	2.4	U	5.4	2.4	ug/Kg	☼	12/29/19 05:13	12/29/19 07:33	1
tert-Butylbenzene	0.98	U F2	5.4	0.98	ug/Kg	☼	12/29/19 05:13	12/29/19 07:33	1
Tetrachloroethene	0.79	U	5.4	0.79	ug/Kg	☼	12/29/19 05:13	12/29/19 07:33	1
Toluene	0.84	U	5.4	0.84	ug/Kg	☼	12/29/19 05:13	12/29/19 07:33	1
trans-1,2-Dichloroethene	0.50	U	5.4	0.50	ug/Kg	☼	12/29/19 05:13	12/29/19 07:33	1
trans-1,3-Dichloropropene	1.1	U	5.4	1.1	ug/Kg	☼	12/29/19 05:13	12/29/19 07:33	1
Trichloroethene	0.69	U	5.4	0.69	ug/Kg	☼	12/29/19 05:13	12/29/19 07:33	1
Trichlorofluoromethane	1.2	U	5.4	1.2	ug/Kg	☼	12/29/19 05:13	12/29/19 07:33	1
Vinyl acetate	2.3	U F1	11	2.3	ug/Kg	☼	12/29/19 05:13	12/29/19 07:33	1
Vinyl chloride	0.91	U	5.4	0.91	ug/Kg	☼	12/29/19 05:13	12/29/19 07:33	1
tert-Butyl alcohol	18	U	220	18	ug/Kg	☼	12/29/19 05:13	12/29/19 07:33	1
Xylenes, Total	1.7	U	11	1.7	ug/Kg	☼	12/29/19 05:13	12/29/19 07:33	1
Dibromochloromethane	3.0	U	5.4	3.0	ug/Kg	☼	12/29/19 05:13	12/29/19 07:33	1

Tentatively Identified Compound	*Est. Result*	*Qualifier*	*Unit*	*D*	*RT*	*CAS No.*	*Prepared*	*Analyzed*	*Dil Fac*
Unknown	*14*	*T J*	*ug/Kg*	☼	*3.28*		*12/29/19 05:13*	*12/29/19 07:33*	*1*
Unknown	*15*	*T J*	*ug/Kg*	☼	*4.16*		*12/29/19 05:13*	*12/29/19 07:33*	*1*

Surrogate	*%Recovery*	*Qualifier*	*Limits*	*Prepared*	*Analyzed*	*Dil Fac*
1,2-Dichloroethane-d4 (Surr)	*87*		*59 - 120*	*12/29/19 05:13*	*12/29/19 07:33*	*1*
4-Bromofluorobenzene (Surr)	*78*		*51 - 127*	*12/29/19 05:13*	*12/29/19 07:33*	*1*
Toluene-d8 (Surr)	*84*		*64 - 124*	*12/29/19 05:13*	*12/29/19 07:33*	*1*
Dibromofluoromethane (Surr)	*76*		*56 - 122*	*12/29/19 05:13*	*12/29/19 07:33*	*1*

Client Sample ID: E-SB-1791-0-1 — Lab Sample ID: 240-124062-4

Date Collected: 12/17/19 10:50 — **Matrix: Solid**
Date Received: 12/18/19 11:20

General Chemistry

Analyte	Result	Qualifier	RL	MDL	Unit	D	Prepared	Analyzed	Dil Fac
Percent Solids	**85.4**		0.1	0.1	%			12/23/19 14:57	1
Percent Moisture	**14.6**		0.1	0.1	%			12/23/19 14:57	1

Client Sample ID: E-SB-1791-0-1 — Lab Sample ID: 240-124062-4

Date Collected: 12/17/19 10:50 — **Matrix: Solid**
Date Received: 12/18/19 11:20 — **Percent Solids: 85.4**

Method: 8260B - Volatile Organic Compounds (GC/MS)

Analyte	Result	Qualifier	RL	MDL	Unit	D	Prepared	Analyzed	Dil Fac
1,1,1,2-Tetrachloroethane	3.4	U	5.6	3.4	ug/Kg	☼	12/28/19 07:26	12/28/19 14:34	1
1,1,1-Trichloroethane	0.93	U	5.6	0.93	ug/Kg	☼	12/28/19 07:26	12/28/19 14:34	1
1,1,2,2-Tetrachloroethane	1.6	U *	5.6	1.6	ug/Kg	☼	12/28/19 07:26	12/28/19 14:34	1
1,1,2-Trichloro-1,2,2-trifluoroethane	1.4	U	5.6	1.4	ug/Kg	☼	12/28/19 07:26	12/28/19 14:34	1
1,1-Dichloroethane	0.78	U	5.6	0.78	ug/Kg	☼	12/28/19 07:26	12/28/19 14:34	1
1,1-Dichloroethene	1.0	U	5.6	1.0	ug/Kg	☼	12/28/19 07:26	12/28/19 14:34	1
1,1-Dichloropropene	1.1	U	5.6	1.1	ug/Kg	☼	12/28/19 07:26	12/28/19 14:34	1
1,2,3-Trichlorobenzene	0.65	U *	5.6	0.65	ug/Kg	☼	12/28/19 07:26	12/28/19 14:34	1
1,2,3-Trichloropropane	1.8	U *	5.6	1.8	ug/Kg	☼	12/28/19 07:26	12/28/19 14:34	1
1,2,3-Trimethylbenzene	2.1	U *	5.6	2.1	ug/Kg	☼	12/28/19 07:26	12/28/19 14:34	1
1,2,4-Trichlorobenzene	0.65	U *	5.6	0.65	ug/Kg	☼	12/28/19 07:26	12/28/19 14:34	1
1,2,4-Trimethylbenzene	1.1	U *	5.6	1.1	ug/Kg	☼	12/28/19 07:26	12/28/19 14:34	1

Client Sample ID: E-SB-1791-0-1 Lab Sample ID: 240-124062-4

Date Collected: 12/17/19 10:50 **Matrix: Solid**
Date Received: 12/18/19 11:20 **Percent Solids: 85.4**

Method: 8260B - Volatile Organic Compounds (GC/MS) (Continued)

Analyte	Result	Qualifier	RL	MDL	Unit	D	Prepared	Analyzed	Dil Fac
1,2-Dibromo-3-Chloropropane	4.1	U *	11	4.1	ug/Kg	☼	12/28/19 07:26	12/28/19 14:34	1
1,2-Dichlorobenzene	1.3	U *	5.6	1.3	ug/Kg	☼	12/28/19 07:26	12/28/19 14:34	1
1,2-Dichloroethane	0.87	U	5.6	0.87	ug/Kg	☼	12/28/19 07:26	12/28/19 14:34	1
1,2-Dichloropropane	0.96	U	5.6	0.96	ug/Kg	☼	12/28/19 07:26	12/28/19 14:34	1
1,3-Dichlorobenzene	0.92	U *	5.6	0.92	ug/Kg	☼	12/28/19 07:26	12/28/19 14:34	1
1,3-Dichloropropane	1.1	U	5.6	1.1	ug/Kg	☼	12/28/19 07:26	12/28/19 14:34	1
1,4-Dichlorobenzene	0.99	U *	5.6	0.99	ug/Kg	☼	12/28/19 07:26	12/28/19 14:34	1
2,2-Dichloropropane	1.3	U	5.6	1.3	ug/Kg	☼	12/28/19 07:26	12/28/19 14:34	1
2-Chloroethyl vinyl ether	10	U	56	10	ug/Kg	☼	12/28/19 07:26	12/28/19 14:34	1
2-Chlorotoluene	1.1	U *	5.6	1.1	ug/Kg	☼	12/28/19 07:26	12/28/19 14:34	1
2-Hexanone	4.6	U	23	4.6	ug/Kg	☼	12/28/19 07:26	12/28/19 14:34	1
Bromobenzene	1.3	U *	5.6	1.3	ug/Kg	☼	12/28/19 07:26	12/28/19 14:34	1
Bromochloromethane	0.67	U	5.6	0.67	ug/Kg	☼	12/28/19 07:26	12/28/19 14:34	1
4-Chlorotoluene	0.97	U *	5.6	0.97	ug/Kg	☼	12/28/19 07:26	12/28/19 14:34	1
p-Isopropyltoluene	3.3	U *	5.6	3.3	ug/Kg	☼	12/28/19 07:26	12/28/19 14:34	1
Acetone	**2700**		260	220	ug/Kg	☼	12/29/19 05:13	12/29/19 09:03	1
Benzene	0.79	U	5.6	0.79	ug/Kg	☼	12/28/19 07:26	12/28/19 14:34	1
Bromoform	2.7	U	5.6	2.7	ug/Kg	☼	12/28/19 07:26	12/28/19 14:34	1
Bromomethane	1.1	U	5.6	1.1	ug/Kg	☼	12/28/19 07:26	12/28/19 14:34	1
Carbon disulfide	1.3	U	5.6	1.3	ug/Kg	☼	12/28/19 07:26	12/28/19 14:34	1
Carbon tetrachloride	3.7	U	5.6	3.7	ug/Kg	☼	12/28/19 07:26	12/28/19 14:34	1
Chlorobenzene	1.0	U	5.6	1.0	ug/Kg	☼	12/28/19 07:26	12/28/19 14:34	1
Chloroethane	1.4	U	5.6	1.4	ug/Kg	☼	12/28/19 07:26	12/28/19 14:34	1
Chloroform	0.89	U	5.6	0.89	ug/Kg	☼	12/28/19 07:26	12/28/19 14:34	1
Chloromethane	1.2	U	5.6	1.2	ug/Kg	☼	12/28/19 07:26	12/28/19 14:34	1
cis-1,2-Dichloroethene	0.73	U	5.6	0.73	ug/Kg	☼	12/28/19 07:26	12/28/19 14:34	1
cis-1,3-Dichloropropene	1.6	U	5.6	1.6	ug/Kg	☼	12/28/19 07:26	12/28/19 14:34	1
Hexachlorobutadiene	4.2	U *	5.6	4.2	ug/Kg	☼	12/28/19 07:26	12/28/19 14:34	1
Dibromomethane	0.75	U	5.6	0.75	ug/Kg	☼	12/28/19 07:26	12/28/19 14:34	1
Bromodichloromethane	0.77	U	5.6	0.77	ug/Kg	☼	12/28/19 07:26	12/28/19 14:34	1
Dichlorodifluoromethane	1.1	U	5.6	1.1	ug/Kg	☼	12/28/19 07:26	12/28/19 14:34	1
Ethylbenzene	1.2	U	5.6	1.2	ug/Kg	☼	12/28/19 07:26	12/28/19 14:34	1
1,2-Dibromoethane	0.87	U	5.6	0.87	ug/Kg	☼	12/28/19 07:26	12/28/19 14:34	1
Diisopropyl ether	0.85	U	11	0.85	ug/Kg	☼	12/28/19 07:26	12/28/19 14:34	1
Naphthalene	3.0	U *	5.6	3.0	ug/Kg	☼	12/28/19 07:26	12/28/19 14:34	1
m-Xylene & p-Xylene	0.88	U	11	0.88	ug/Kg	☼	12/28/19 07:26	12/28/19 14:34	1
n-Butylbenzene	3.9	U *	5.6	3.9	ug/Kg	☼	12/28/19 07:26	12/28/19 14:34	1
Isopropylbenzene	0.94	U	5.6	0.94	ug/Kg	☼	12/28/19 07:26	12/28/19 14:34	1
N-Propylbenzene	0.83	U *	5.6	0.83	ug/Kg	☼	12/28/19 07:26	12/28/19 14:34	1
2-Butanone (MEK)	4.0	U	23	4.0	ug/Kg	☼	12/28/19 07:26	12/28/19 14:34	1
4-Methyl-2-pentanone (MIBK)	4.2	U	23	4.2	ug/Kg	☼	12/28/19 07:26	12/28/19 14:34	1
sec-Butylbenzene	0.97	U *	5.6	0.97	ug/Kg	☼	12/28/19 07:26	12/28/19 14:34	1
Methyl tert-butyl ether	0.93	U	5.6	0.93	ug/Kg	☼	12/28/19 07:26	12/28/19 14:34	1
Tert-amyl methyl ether	2.5	U	5.6	2.5	ug/Kg	☼	12/28/19 07:26	12/28/19 14:34	1
Methylene Chloride	14	U	28	14	ug/Kg	☼	12/28/19 07:26	12/28/19 14:34	1
o-Xylene	0.97	U	5.6	0.97	ug/Kg	☼	12/28/19 07:26	12/28/19 14:34	1
Styrene	1.3	U	5.6	1.3	ug/Kg	☼	12/28/19 07:26	12/28/19 14:34	1
Ethyl tert-butyl ether	2.5	U	5.6	2.5	ug/Kg	☼	12/28/19 07:26	12/28/19 14:34	1
tert-Butylbenzene	1.0	U *	5.6	1.0	ug/Kg	☼	12/28/19 07:26	12/28/19 14:34	1

Client Sample ID: E-SB-1791-0-1 — Lab Sample ID: 240-124062-4

Date Collected: 12/17/19 10:50 — **Matrix: Solid**
Date Received: 12/18/19 11:20 — **Percent Solids: 85.4**

Method: 8260B - Volatile Organic Compounds (GC/MS) (Continued)

Analyte	Result	Qualifier	RL	MDL	Unit	D	Prepared	Analyzed	Dil Fac
Tetrachloroethene	0.82	U	5.6	0.82	ug/Kg	☼	12/28/19 07:26	12/28/19 14:34	1
Toluene	0.87	U	5.6	0.87	ug/Kg	☼	12/28/19 07:26	12/28/19 14:34	1
trans-1,2-Dichloroethene	0.52	U	5.6	0.52	ug/Kg	☼	12/28/19 07:26	12/28/19 14:34	1
trans-1,3-Dichloropropene	1.2	U	5.6	1.2	ug/Kg	☼	12/28/19 07:26	12/28/19 14:34	1
Trichloroethene	0.71	U	5.6	0.71	ug/Kg	☼	12/28/19 07:26	12/28/19 14:34	1
Trichlorofluoromethane	1.2	U	5.6	1.2	ug/Kg	☼	12/28/19 07:26	12/28/19 14:34	1
Vinyl acetate	2.4	U	11	2.4	ug/Kg	☼	12/28/19 07:26	12/28/19 14:34	1
Vinyl chloride	0.94	U	5.6	0.94	ug/Kg	☼	12/28/19 07:26	12/28/19 14:34	1
tert-Butyl alcohol	19	U	230	19	ug/Kg	☼	12/28/19 07:26	12/28/19 14:34	1
Xylenes, Total	1.8	U	11	1.8	ug/Kg	☼	12/28/19 07:26	12/28/19 14:34	1
Dibromochloromethane	3.1	U	5.6	3.1	ug/Kg	☼	12/28/19 07:26	12/28/19 14:34	1

Tentatively Identified Compound	*Est. Result*	*Qualifier*	*Unit*	*D*	*RT*	*CAS No.*	*Prepared*	*Analyzed*	*Dil Fac*
Unknown	*13*	*T J*	*ug/Kg*	☼	*3.28*		*12/28/19 07:26*	*12/28/19 14:34*	*1*
Unknown	*120*	*T J*	*ug/Kg*	☼	*3.28*		*12/29/19 05:13*	*12/29/19 09:03*	*1*
Unknown	*14*	*T J*	*ug/Kg*	☼	*4.16*		*12/28/19 07:26*	*12/28/19 14:34*	*1*
Unknown	*130*	*T J*	*ug/Kg*	☼	*4.16*		*12/29/19 05:13*	*12/29/19 09:03*	*1*

Surrogate	*%Recovery*	*Qualifier*	*Limits*	*Prepared*	*Analyzed*	*Dil Fac*
1,2-Dichloroethane-d4 (Surr)	*84*		*59 - 120*	*12/28/19 07:26*	*12/28/19 14:34*	*1*
1,2-Dichloroethane-d4 (Surr)	*85*		*59 - 120*	*12/29/19 05:13*	*12/29/19 09:03*	*1*
4-Bromofluorobenzene (Surr)	*75*		*51 - 127*	*12/28/19 07:26*	*12/28/19 14:34*	*1*
4-Bromofluorobenzene (Surr)	*90*		*51 - 127*	*12/29/19 05:13*	*12/29/19 09:03*	*1*
Toluene-d8 (Surr)	*88*		*64 - 124*	*12/28/19 07:26*	*12/28/19 14:34*	*1*
Toluene-d8 (Surr)	*84*		*64 - 124*	*12/29/19 05:13*	*12/29/19 09:03*	*1*
Dibromofluoromethane (Surr)	*75*		*56 - 122*	*12/28/19 07:26*	*12/28/19 14:34*	*1*
Dibromofluoromethane (Surr)	*80*		*56 - 122*	*12/29/19 05:13*	*12/29/19 09:03*	*1*

Client Sample ID: E-SB-1792-1-2 — Lab Sample ID: 240-124062-5

Date Collected: 12/17/19 11:00 — **Matrix: Solid**
Date Received: 12/18/19 11:20

General Chemistry

Analyte	Result	Qualifier	RL	MDL	Unit	D	Prepared	Analyzed	Dil Fac
Percent Solids	**88.3**		0.1	0.1	%			12/23/19 14:57	1
Percent Moisture	**11.7**		0.1	0.1	%			12/23/19 14:57	1

Client Sample ID: E-SB-1792-1-2 — Lab Sample ID: 240-124062-5

Date Collected: 12/17/19 11:00 — **Matrix: Solid**
Date Received: 12/18/19 11:20 — **Percent Solids: 88.3**

Method: 8260B - Volatile Organic Compounds (GC/MS)

Analyte	Result	Qualifier	RL	MDL	Unit	D	Prepared	Analyzed	Dil Fac
1,1,1,2-Tetrachloroethane	3.2	U	5.3	3.2	ug/Kg	☼	12/28/19 07:26	12/28/19 14:56	1
1,1,1-Trichloroethane	0.87	U	5.3	0.87	ug/Kg	☼	12/28/19 07:26	12/28/19 14:56	1
1,1,2,2-Tetrachloroethane	1.5	U	5.3	1.5	ug/Kg	☼	12/28/19 07:26	12/28/19 14:56	1
1,1,2-Trichloro-1,2,2-trifluoroethane	1.4	U	5.3	1.4	ug/Kg	☼	12/28/19 07:26	12/28/19 14:56	1
1,1-Dichloroethane	0.73	U	5.3	0.73	ug/Kg	☼	12/28/19 07:26	12/28/19 14:56	1
1,1-Dichloroethene	0.96	U	5.3	0.96	ug/Kg	☼	12/28/19 07:26	12/28/19 14:56	1
1,1-Dichloropropene	1.0	U	5.3	1.0	ug/Kg	☼	12/28/19 07:26	12/28/19 14:56	1
1,2,3-Trichlorobenzene	0.61	U	5.3	0.61	ug/Kg	☼	12/28/19 07:26	12/28/19 14:56	1

Client Sample ID: E-SB-1792-1-2 Lab Sample ID: 240-124062-5

Date Collected: 12/17/19 11:00 **Matrix: Solid**
Date Received: 12/18/19 11:20 **Percent Solids: 88.3**

Method: 8260B - Volatile Organic Compounds (GC/MS) (Continued)

Analyte	Result	Qualifier	RL	MDL	Unit	D	Prepared	Analyzed	Dil Fac
1,2,3-Trichloropropane	1.7	U	5.3	1.7	ug/Kg	☼	12/28/19 07:26	12/28/19 14:56	1
1,2,3-Trimethylbenzene	1.9	U	5.3	1.9	ug/Kg	☼	12/28/19 07:26	12/28/19 14:56	1
1,2,4-Trichlorobenzene	0.61	U	5.3	0.61	ug/Kg	☼	12/28/19 07:26	12/28/19 14:56	1
1,2,4-Trimethylbenzene	1.1	U	5.3	1.1	ug/Kg	☼	12/28/19 07:26	12/28/19 14:56	1
1,2-Dibromo-3-Chloropropane	3.8	U	11	3.8	ug/Kg	☼	12/28/19 07:26	12/28/19 14:56	1
1,2-Dichlorobenzene	1.2	U	5.3	1.2	ug/Kg	☼	12/28/19 07:26	12/28/19 14:56	1
1,2-Dichloroethane	0.82	U	5.3	0.82	ug/Kg	☼	12/28/19 07:26	12/28/19 14:56	1
1,2-Dichloropropane	0.90	U	5.3	0.90	ug/Kg	☼	12/28/19 07:26	12/28/19 14:56	1
1,3-Dichlorobenzene	0.87	U	5.3	0.87	ug/Kg	☼	12/28/19 07:26	12/28/19 14:56	1
1,3-Dichloropropane	1.0	U	5.3	1.0	ug/Kg	☼	12/28/19 07:26	12/28/19 14:56	1
1,4-Dichlorobenzene	0.93	U	5.3	0.93	ug/Kg	☼	12/28/19 07:26	12/28/19 14:56	1
2,2-Dichloropropane	1.3	U	5.3	1.3	ug/Kg	☼	12/28/19 07:26	12/28/19 14:56	1
2-Chloroethyl vinyl ether	9.4	U	53	9.4	ug/Kg	☼	12/28/19 07:26	12/28/19 14:56	1
2-Chlorotoluene	1.0	U	5.3	1.0	ug/Kg	☼	12/28/19 07:26	12/28/19 14:56	1
2-Hexanone	4.3	U	21	4.3	ug/Kg	☼	12/28/19 07:26	12/28/19 14:56	1
Bromobenzene	1.2	U	5.3	1.2	ug/Kg	☼	12/28/19 07:26	12/28/19 14:56	1
Bromochloromethane	0.63	U	5.3	0.63	ug/Kg	☼	12/28/19 07:26	12/28/19 14:56	1
4-Chlorotoluene	0.91	U	5.3	0.91	ug/Kg	☼	12/28/19 07:26	12/28/19 14:56	1
p-Isopropyltoluene	3.1	U	5.3	3.1	ug/Kg	☼	12/28/19 07:26	12/28/19 14:56	1
Acetone	22	U	27	22	ug/Kg	☼	12/28/19 07:26	12/28/19 14:56	1
Benzene	0.74	U	5.3	0.74	ug/Kg	☼	12/28/19 07:26	12/28/19 14:56	1
Bromoform	2.5	U	5.3	2.5	ug/Kg	☼	12/28/19 07:26	12/28/19 14:56	1
Bromomethane	1.0	U	5.3	1.0	ug/Kg	☼	12/28/19 07:26	12/28/19 14:56	1
Carbon disulfide	1.2	U	5.3	1.2	ug/Kg	☼	12/28/19 07:26	12/28/19 14:56	1
Carbon tetrachloride	3.4	U	5.3	3.4	ug/Kg	☼	12/28/19 07:26	12/28/19 14:56	1
Chlorobenzene	0.97	U	5.3	0.97	ug/Kg	☼	12/28/19 07:26	12/28/19 14:56	1
Chloroethane	1.3	U	5.3	1.3	ug/Kg	☼	12/28/19 07:26	12/28/19 14:56	1
Chloroform	0.84	U	5.3	0.84	ug/Kg	☼	12/28/19 07:26	12/28/19 14:56	1
Chloromethane	1.1	U	5.3	1.1	ug/Kg	☼	12/28/19 07:26	12/28/19 14:56	1
cis-1,2-Dichloroethene	0.69	U	5.3	0.69	ug/Kg	☼	12/28/19 07:26	12/28/19 14:56	1
cis-1,3-Dichloropropene	1.5	U	5.3	1.5	ug/Kg	☼	12/28/19 07:26	12/28/19 14:56	1
Hexachlorobutadiene	4.0	U	5.3	4.0	ug/Kg	☼	12/28/19 07:26	12/28/19 14:56	1
Dibromomethane	0.71	U	5.3	0.71	ug/Kg	☼	12/28/19 07:26	12/28/19 14:56	1
Bromodichloromethane	0.72	U	5.3	0.72	ug/Kg	☼	12/28/19 07:26	12/28/19 14:56	1
Dichlorodifluoromethane	1.0	U	5.3	1.0	ug/Kg	☼	12/28/19 07:26	12/28/19 14:56	1
Ethylbenzene	1.1	U	5.3	1.1	ug/Kg	☼	12/28/19 07:26	12/28/19 14:56	1
1,2-Dibromoethane	0.82	U	5.3	0.82	ug/Kg	☼	12/28/19 07:26	12/28/19 14:56	1
Diisopropyl ether	0.80	U	11	0.80	ug/Kg	☼	12/28/19 07:26	12/28/19 14:56	1
Naphthalene	2.9	U	5.3	2.9	ug/Kg	☼	12/28/19 07:26	12/28/19 14:56	1
m-Xylene & p-Xylene	0.83	U	11	0.83	ug/Kg	☼	12/28/19 07:26	12/28/19 14:56	1
n-Butylbenzene	3.7	U	5.3	3.7	ug/Kg	☼	12/28/19 07:26	12/28/19 14:56	1
Isopropylbenzene	0.88	U	5.3	0.88	ug/Kg	☼	12/28/19 07:26	12/28/19 14:56	1
N-Propylbenzene	0.78	U	5.3	0.78	ug/Kg	☼	12/28/19 07:26	12/28/19 14:56	1
2-Butanone (MEK)	3.8	U	21	3.8	ug/Kg	☼	12/28/19 07:26	12/28/19 14:56	1
4-Methyl-2-pentanone (MIBK)	3.9	U	21	3.9	ug/Kg	☼	12/28/19 07:26	12/28/19 14:56	1
sec-Butylbenzene	0.92	U	5.3	0.92	ug/Kg	☼	12/28/19 07:26	12/28/19 14:56	1
Methyl tert-butyl ether	0.87	U	5.3	0.87	ug/Kg	☼	12/28/19 07:26	12/28/19 14:56	1
Tert-amyl methyl ether	2.4	U	5.3	2.4	ug/Kg	☼	12/28/19 07:26	12/28/19 14:56	1
Methylene Chloride	13	U	27	13	ug/Kg	☼	12/28/19 07:26	12/28/19 14:56	1

Client Sample ID: E-SB-1792-1-2 — Lab Sample ID: 240-124062-5

Date Collected: 12/17/19 11:00 — **Matrix: Solid**
Date Received: 12/18/19 11:20 — **Percent Solids: 88.3**

Method: 8260B - Volatile Organic Compounds (GC/MS) (Continued)

Analyte	Result	Qualifier	RL	MDL	Unit	D	Prepared	Analyzed	Dil Fac
o-Xylene	0.91	U	5.3	0.91	ug/Kg	☼	12/28/19 07:26	12/28/19 14:56	1
Styrene	1.2	U	5.3	1.2	ug/Kg	☼	12/28/19 07:26	12/28/19 14:56	1
Ethyl tert-butyl ether	2.4	U	5.3	2.4	ug/Kg	☼	12/28/19 07:26	12/28/19 14:56	1
tert-Butylbenzene	0.96	U	5.3	0.96	ug/Kg	☼	12/28/19 07:26	12/28/19 14:56	1
Tetrachloroethene	0.77	U	5.3	0.77	ug/Kg	☼	12/28/19 07:26	12/28/19 14:56	1
Toluene	0.82	U	5.3	0.82	ug/Kg	☼	12/28/19 07:26	12/28/19 14:56	1
trans-1,2-Dichloroethene	0.49	U	5.3	0.49	ug/Kg	☼	12/28/19 07:26	12/28/19 14:56	1
trans-1,3-Dichloropropene	1.1	U	5.3	1.1	ug/Kg	☼	12/28/19 07:26	12/28/19 14:56	1
Trichloroethene	0.67	U	5.3	0.67	ug/Kg	☼	12/28/19 07:26	12/28/19 14:56	1
Trichlorofluoromethane	1.1	U	5.3	1.1	ug/Kg	☼	12/28/19 07:26	12/28/19 14:56	1
Vinyl acetate	2.3	U	11	2.3	ug/Kg	☼	12/28/19 07:26	12/28/19 14:56	1
Vinyl chloride	0.89	U	5.3	0.89	ug/Kg	☼	12/28/19 07:26	12/28/19 14:56	1
tert-Butyl alcohol	18	U	210	18	ug/Kg	☼	12/28/19 07:26	12/28/19 14:56	1
Xylenes, Total	1.7	U	11	1.7	ug/Kg	☼	12/28/19 07:26	12/28/19 14:56	1
Dibromochloromethane	2.9	U	5.3	2.9	ug/Kg	☼	12/28/19 07:26	12/28/19 14:56	1

Tentatively Identified Compound	*Est. Result*	*Qualifier*	*Unit*	*D*	*RT*	*CAS No.*	*Prepared*	*Analyzed*	*Dil Fac*
Unknown	*12*	*T J*	*ug/Kg*	☼	*3.28*		*12/28/19 07:26*	*12/28/19 14:56*	*1*
Unknown	*13*	*T J*	*ug/Kg*	☼	*4.16*		*12/28/19 07:26*	*12/28/19 14:56*	*1*

Surrogate	*%Recovery*	*Qualifier*	*Limits*	*Prepared*	*Analyzed*	*Dil Fac*
1,2-Dichloroethane-d4 (Surr)	*84*		*59 - 120*	*12/28/19 07:26*	*12/28/19 14:56*	*1*
4-Bromofluorobenzene (Surr)	*87*		*51 - 127*	*12/28/19 07:26*	*12/28/19 14:56*	*1*
Toluene-d8 (Surr)	*84*		*64 - 124*	*12/28/19 07:26*	*12/28/19 14:56*	*1*
Dibromofluoromethane (Surr)	*77*		*56 - 122*	*12/28/19 07:26*	*12/28/19 14:56*	*1*

Client Sample ID: WC-S-PILES-121719 — Lab Sample ID: 240-124062-6

Date Collected: 12/17/19 11:30 — **Matrix: Solid**
Date Received: 12/18/19 11:20

Method: 6010C - Metals (ICP) - TCLP

Analyte	Result	Qualifier	RL	MDL	Unit	D	Prepared	Analyzed	Dil Fac
Arsenic	0.0041	U	0.050	0.0041	mg/L		12/20/19 14:00	12/23/19 12:39	1
Barium	**0.46**	**J B**	0.50	0.0013	mg/L		12/20/19 14:00	12/23/19 12:39	1
Cadmium	**0.0025**	**J**	0.050	0.00020	mg/L		12/20/19 14:00	12/23/19 12:39	1
Chromium	**0.013**	**J B**	0.050	0.00063	mg/L		12/20/19 14:00	12/23/19 12:39	1
Lead	**0.020**	**J**	0.050	0.0028	mg/L		12/20/19 14:00	12/23/19 12:39	1
Selenium	0.0060	U	0.050	0.0060	mg/L		12/20/19 14:00	12/23/19 12:39	1
Silver	0.00062	U	0.050	0.00062	mg/L		12/20/19 14:00	12/23/19 12:39	1

Method: 7470A - Mercury (CVAA) - TCLP

Analyte	Result	Qualifier	RL	MDL	Unit	D	Prepared	Analyzed	Dil Fac
Mercury	0.00013	U	0.0020	0.00013	mg/L		12/20/19 14:00	12/20/19 20:03	1

General Chemistry

Analyte	Result	Qualifier	RL	MDL	Unit	D	Prepared	Analyzed	Dil Fac
Ignitability	**>140**				Degrees F			12/24/19 06:56	1
Percent Solids	**82.6**		0.1	0.1	%			12/23/19 14:57	1
Percent Moisture	**17.4**		0.1	0.1	%			12/23/19 14:57	1

Client Sample ID: WC-S-PILES-121719 Lab Sample ID: 240-124062-6

Date Collected: 12/17/19 11:30 **Matrix: Solid**
Date Received: 12/18/19 11:20 **Percent Solids: 82.6**

Method: 8260B - Volatile Organic Compounds (GC/MS)

Analyte	Result	Qualifier	RL	MDL	Unit	D	Prepared	Analyzed	Dil Fac
1,1,1,2-Tetrachloroethane	3.4	U	5.7	3.4	ug/Kg	☼	12/28/19 07:26	12/28/19 15:18	1
1,1,1-Trichloroethane	0.93	U	5.7	0.93	ug/Kg	☼	12/28/19 07:26	12/28/19 15:18	1
1,1,2,2-Tetrachloroethane	1.6	U	5.7	1.6	ug/Kg	☼	12/28/19 07:26	12/28/19 15:18	1
1,1,2-Trichloro-1,2,2-trifluoroethane	1.5	U	5.7	1.5	ug/Kg	☼	12/28/19 07:26	12/28/19 15:18	1
1,1-Dichloroethane	0.79	U	5.7	0.79	ug/Kg	☼	12/28/19 07:26	12/28/19 15:18	1
1,1-Dichloroethene	1.0	U	5.7	1.0	ug/Kg	☼	12/28/19 07:26	12/28/19 15:18	1
1,1-Dichloropropene	1.1	U	5.7	1.1	ug/Kg	☼	12/28/19 07:26	12/28/19 15:18	1
1,2,3-Trichlorobenzene	0.65	U	5.7	0.65	ug/Kg	☼	12/28/19 07:26	12/28/19 15:18	1
1,2,3-Trichloropropane	1.8	U	5.7	1.8	ug/Kg	☼	12/28/19 07:26	12/28/19 15:18	1
1,2,3-Trimethylbenzene	2.1	U	5.7	2.1	ug/Kg	☼	12/28/19 07:26	12/28/19 15:18	1
1,2,4-Trichlorobenzene	0.65	U	5.7	0.65	ug/Kg	☼	12/28/19 07:26	12/28/19 15:18	1
1,2,4-Trimethylbenzene	1.1	U	5.7	1.1	ug/Kg	☼	12/28/19 07:26	12/28/19 15:18	1
1,2-Dibromo-3-Chloropropane	4.1	U	11	4.1	ug/Kg	☼	12/28/19 07:26	12/28/19 15:18	1
1,2-Dichlorobenzene	1.3	U	5.7	1.3	ug/Kg	☼	12/28/19 07:26	12/28/19 15:18	1
1,2-Dichloroethane	0.88	U	5.7	0.88	ug/Kg	☼	12/28/19 07:26	12/28/19 15:18	1
1,2-Dichloropropane	0.97	U	5.7	0.97	ug/Kg	☼	12/28/19 07:26	12/28/19 15:18	1
1,3-Dichlorobenzene	0.93	U	5.7	0.93	ug/Kg	☼	12/28/19 07:26	12/28/19 15:18	1
1,3-Dichloropropane	1.1	U	5.7	1.1	ug/Kg	☼	12/28/19 07:26	12/28/19 15:18	1
1,4-Dichlorobenzene	1.0	U	5.7	1.0	ug/Kg	☼	12/28/19 07:26	12/28/19 15:18	1
2,2-Dichloropropane	1.4	U	5.7	1.4	ug/Kg	☼	12/28/19 07:26	12/28/19 15:18	1
2-Chloroethyl vinyl ether	10	U	57	10	ug/Kg	☼	12/28/19 07:26	12/28/19 15:18	1
2-Chlorotoluene	1.1	U	5.7	1.1	ug/Kg	☼	12/28/19 07:26	12/28/19 15:18	1
2-Hexanone	4.6	U	23	4.6	ug/Kg	☼	12/28/19 07:26	12/28/19 15:18	1
Bromobenzene	1.3	U	5.7	1.3	ug/Kg	☼	12/28/19 07:26	12/28/19 15:18	1
Bromochloromethane	0.68	U	5.7	0.68	ug/Kg	☼	12/28/19 07:26	12/28/19 15:18	1
4-Chlorotoluene	0.98	U	5.7	0.98	ug/Kg	☼	12/28/19 07:26	12/28/19 15:18	1
p-Isopropyltoluene	3.4	U	5.7	3.4	ug/Kg	☼	12/28/19 07:26	12/28/19 15:18	1
Acetone	24	U	28	24	ug/Kg	☼	12/28/19 07:26	12/28/19 15:18	1
Benzene	0.79	U	5.7	0.79	ug/Kg	☼	12/28/19 07:26	12/28/19 15:18	1
Bromoform	2.7	U	5.7	2.7	ug/Kg	☼	12/28/19 07:26	12/28/19 15:18	1
Bromomethane	1.1	U	5.7	1.1	ug/Kg	☼	12/28/19 07:26	12/28/19 15:18	1
Carbon disulfide	1.3	U	5.7	1.3	ug/Kg	☼	12/28/19 07:26	12/28/19 15:18	1
Carbon tetrachloride	3.7	U	5.7	3.7	ug/Kg	☼	12/28/19 07:26	12/28/19 15:18	1
Chlorobenzene	1.0	U	5.7	1.0	ug/Kg	☼	12/28/19 07:26	12/28/19 15:18	1
Chloroethane	1.4	U	5.7	1.4	ug/Kg	☼	12/28/19 07:26	12/28/19 15:18	1
Chloroform	0.90	U	5.7	0.90	ug/Kg	☼	12/28/19 07:26	12/28/19 15:18	1
Chloromethane	1.2	U	5.7	1.2	ug/Kg	☼	12/28/19 07:26	12/28/19 15:18	1
cis-1,2-Dichloroethene	0.74	U	5.7	0.74	ug/Kg	☼	12/28/19 07:26	12/28/19 15:18	1
cis-1,3-Dichloropropene	1.6	U	5.7	1.6	ug/Kg	☼	12/28/19 07:26	12/28/19 15:18	1
Hexachlorobutadiene	4.3	U	5.7	4.3	ug/Kg	☼	12/28/19 07:26	12/28/19 15:18	1
Dibromomethane	0.76	U	5.7	0.76	ug/Kg	☼	12/28/19 07:26	12/28/19 15:18	1
Bromodichloromethane	0.77	U	5.7	0.77	ug/Kg	☼	12/28/19 07:26	12/28/19 15:18	1
Dichlorodifluoromethane	1.1	U	5.7	1.1	ug/Kg	☼	12/28/19 07:26	12/28/19 15:18	1
Ethylbenzene	1.2	U	5.7	1.2	ug/Kg	☼	12/28/19 07:26	12/28/19 15:18	1
1,2-Dibromoethane	0.88	U	5.7	0.88	ug/Kg	☼	12/28/19 07:26	12/28/19 15:18	1
Diisopropyl ether	0.86	U	11	0.86	ug/Kg	☼	12/28/19 07:26	12/28/19 15:18	1
Naphthalene	3.1	U	5.7	3.1	ug/Kg	☼	12/28/19 07:26	12/28/19 15:18	1
m-Xylene & p-Xylene	0.89	U	11	0.89	ug/Kg	☼	12/28/19 07:26	12/28/19 15:18	1
n-Butylbenzene	3.9	U	5.7	3.9	ug/Kg	☼	12/28/19 07:26	12/28/19 15:18	1

Client Sample ID: WC-S-PILES-121719 Lab Sample ID: 240-124062-6

Date Collected: 12/17/19 11:30 **Matrix: Solid**
Date Received: 12/18/19 11:20 **Percent Solids: 82.6**

Method: 8260B - Volatile Organic Compounds (GC/MS) (Continued)

Analyte	Result	Qualifier	RL	MDL	Unit	D	Prepared	Analyzed	Dil Fac
Isopropylbenzene	0.95	U	5.7	0.95	ug/Kg	☼	12/28/19 07:26	12/28/19 15:18	1
N-Propylbenzene	0.83	U	5.7	0.83	ug/Kg	☼	12/28/19 07:26	12/28/19 15:18	1
2-Butanone (MEK)	4.0	U	23	4.0	ug/Kg	☼	12/28/19 07:26	12/28/19 15:18	1
4-Methyl-2-pentanone (MIBK)	4.2	U	23	4.2	ug/Kg	☼	12/28/19 07:26	12/28/19 15:18	1
sec-Butylbenzene	0.98	U	5.7	0.98	ug/Kg	☼	12/28/19 07:26	12/28/19 15:18	1
Methyl tert-butyl ether	0.93	U	5.7	0.93	ug/Kg	☼	12/28/19 07:26	12/28/19 15:18	1
Tert-amyl methyl ether	2.6	U	5.7	2.6	ug/Kg	☼	12/28/19 07:26	12/28/19 15:18	1
Methylene Chloride	14	U	28	14	ug/Kg	☼	12/28/19 07:26	12/28/19 15:18	1
o-Xylene	0.98	U	5.7	0.98	ug/Kg	☼	12/28/19 07:26	12/28/19 15:18	1
Styrene	1.3	U	5.7	1.3	ug/Kg	☼	12/28/19 07:26	12/28/19 15:18	1
Ethyl tert-butyl ether	2.6	U	5.7	2.6	ug/Kg	☼	12/28/19 07:26	12/28/19 15:18	1
tert-Butylbenzene	1.0	U	5.7	1.0	ug/Kg	☼	12/28/19 07:26	12/28/19 15:18	1
Tetrachloroethene	0.83	U	5.7	0.83	ug/Kg	☼	12/28/19 07:26	12/28/19 15:18	1
Toluene	0.88	U	5.7	0.88	ug/Kg	☼	12/28/19 07:26	12/28/19 15:18	1
trans-1,2-Dichloroethene	0.53	U	5.7	0.53	ug/Kg	☼	12/28/19 07:26	12/28/19 15:18	1
trans-1,3-Dichloropropene	1.2	U	5.7	1.2	ug/Kg	☼	12/28/19 07:26	12/28/19 15:18	1
Trichloroethene	0.72	U	5.7	0.72	ug/Kg	☼	12/28/19 07:26	12/28/19 15:18	1
Trichlorofluoromethane	1.2	U	5.7	1.2	ug/Kg	☼	12/28/19 07:26	12/28/19 15:18	1
Vinyl acetate	2.4	U	11	2.4	ug/Kg	☼	12/28/19 07:26	12/28/19 15:18	1
Vinyl chloride	0.95	U	5.7	0.95	ug/Kg	☼	12/28/19 07:26	12/28/19 15:18	1
tert-Butyl alcohol	19	U	230	19	ug/Kg	☼	12/28/19 07:26	12/28/19 15:18	1
Xylenes, Total	1.8	U	11	1.8	ug/Kg	☼	12/28/19 07:26	12/28/19 15:18	1
Dibromochloromethane	3.2	U	5.7	3.2	ug/Kg	☼	12/28/19 07:26	12/28/19 15:18	1

Tentatively Identified Compound	*Est. Result*	*Qualifier*	*Unit*	*D*	*RT*	*CAS No.*	*Prepared*	*Analyzed*	*Dil Fac*
Unknown	*14*	*T J*	*ug/Kg*	☼	*3.28*		*12/28/19 07:26*	*12/28/19 15:18*	*1*
Unknown	*15*	*T J*	*ug/Kg*	☼	*4.16*		*12/28/19 07:26*	*12/28/19 15:18*	*1*

Surrogate	*%Recovery*	*Qualifier*	*Limits*	*Prepared*	*Analyzed*	*Dil Fac*
1,2-Dichloroethane-d4 (Surr)	*86*		*59 - 120*	*12/28/19 07:26*	*12/28/19 15:18*	*1*
4-Bromofluorobenzene (Surr)	*85*		*51 - 127*	*12/28/19 07:26*	*12/28/19 15:18*	*1*
Toluene-d8 (Surr)	*88*		*64 - 124*	*12/28/19 07:26*	*12/28/19 15:18*	*1*
Dibromofluoromethane (Surr)	*77*		*56 - 122*	*12/28/19 07:26*	*12/28/19 15:18*	*1*

Method: 8082A - Polychlorinated Biphenyls (PCBs) by Gas Chromatography

Analyte	Result	Qualifier	RL	MDL	Unit	D	Prepared	Analyzed	Dil Fac
Aroclor-1016	26	U	59	26	ug/Kg	☼	12/20/19 09:12	12/24/19 16:04	1
Aroclor-1221	28	U	59	28	ug/Kg	☼	12/20/19 09:12	12/24/19 16:04	1
Aroclor-1232	27	U	59	27	ug/Kg	☼	12/20/19 09:12	12/24/19 16:04	1
Aroclor-1242	22	U	59	22	ug/Kg	☼	12/20/19 09:12	12/24/19 16:04	1
Aroclor-1248	28	U	59	28	ug/Kg	☼	12/20/19 09:12	12/24/19 16:04	1
Aroclor-1254	27	U	59	27	ug/Kg	☼	12/20/19 09:12	12/24/19 16:04	1
Aroclor-1260	**55**	**J**	59	26	ug/Kg	☼	12/20/19 09:12	12/24/19 16:04	1
Aroclor-1262	37	U	59	37	ug/Kg	☼	12/20/19 09:12	12/24/19 16:04	1
Aroclor-1268	27	U	59	27	ug/Kg	☼	12/20/19 09:12	12/24/19 16:04	1

Surrogate	*%Recovery*	*Qualifier*	*Limits*	*Prepared*	*Analyzed*	*Dil Fac*
Tetrachloro-m-xylene	*67*		*14 - 128*	*12/20/19 09:12*	*12/24/19 16:04*	*1*
DCB Decachlorobiphenyl	*61*		*10 - 132*	*12/20/19 09:12*	*12/24/19 16:04*	*1*

Client Sample ID: WC-W-PILES-121719 Lab Sample ID: 240-124062-7

Date Collected: 12/17/19 11:45 **Matrix: Water**
Date Received: 12/18/19 11:20

Method: 8260B - Volatile Organic Compounds (GC/MS)

Analyte	Result	Qualifier	RL	MDL	Unit	D	Prepared	Analyzed	Dil Fac
Acetone	**86000**		13000	6800	ug/L			12/31/19 14:15	1250
1,1,1,2-Tetrachloroethane	180	U	1300	180	ug/L			12/31/19 14:15	1250
Benzene	160	U	1300	160	ug/L			12/31/19 14:15	1250
Bromodichloromethane	210	U	1300	210	ug/L			12/31/19 14:15	1250
Bromoform	950	U	1300	950	ug/L			12/31/19 14:15	1250
Bromomethane	530	U	1300	530	ug/L			12/31/19 14:15	1250
2-Butanone (MEK)	1500	U	13000	1500	ug/L			12/31/19 14:15	1250
Carbon disulfide	350	U	1300	350	ug/L			12/31/19 14:15	1250
Carbon tetrachloride	330	U	1300	330	ug/L			12/31/19 14:15	1250
Chlorobenzene	180	U	1300	180	ug/L			12/31/19 14:15	1250
Chloroethane	1000	U	1300	1000	ug/L			12/31/19 14:15	1250
Chloroform	160	U	1300	160	ug/L			12/31/19 14:15	1250
1,1-Dichloropropene	180	U	1300	180	ug/L			12/31/19 14:15	1250
Chloromethane	250	U	1300	250	ug/L			12/31/19 14:15	1250
1,1-Dichloroethane	210	U	1300	210	ug/L			12/31/19 14:15	1250
1,2,3-Trichlorobenzene	680	U	1300	680	ug/L			12/31/19 14:15	1250
1,2,3-Trichloropropane	300	U	1300	300	ug/L			12/31/19 14:15	1250
1,2-Dichloroethane	260	U	1300	260	ug/L			12/31/19 14:15	1250
1,1-Dichloroethene	240	U	1300	240	ug/L			12/31/19 14:15	1250
1,2,3-Trimethylbenzene	180	U	6300	180	ug/L			12/31/19 14:15	1250
1,2-Dichloropropane	190	U	1300	190	ug/L			12/31/19 14:15	1250
1,2,4-Trimethylbenzene	88	U	1300	88	ug/L			12/31/19 14:15	1250
cis-1,3-Dichloropropene	760	U	1300	760	ug/L			12/31/19 14:15	1250
trans-1,3-Dichloropropene	840	U	1300	840	ug/L			12/31/19 14:15	1250
Ethylbenzene	140	U	1300	140	ug/L			12/31/19 14:15	1250
2-Hexanone	680	U	13000	680	ug/L			12/31/19 14:15	1250
Methylene Chloride	3300	U	6300	3300	ug/L			12/31/19 14:15	1250
4-Methyl-2-pentanone (MIBK)	530	U	13000	530	ug/L			12/31/19 14:15	1250
Styrene	130	U	1300	130	ug/L			12/31/19 14:15	1250
1,1,2,2-Tetrachloroethane	160	U	1300	160	ug/L			12/31/19 14:15	1250
Tetrachloroethene	190	U	1300	190	ug/L			12/31/19 14:15	1250
Toluene	180	U	1300	180	ug/L			12/31/19 14:15	1250
Trichloroethene	130	U	1300	130	ug/L			12/31/19 14:15	1250
Vinyl chloride	250	U	1300	250	ug/L			12/31/19 14:15	1250
Xylenes, Total	190	U	2500	190	ug/L			12/31/19 14:15	1250
1,1,1-Trichloroethane	300	U	1300	300	ug/L			12/31/19 14:15	1250
1,3-Dichloropropane	260	U *	1300	260	ug/L			12/31/19 14:15	1250
1,2-Dibromo-3-Chloropropane	1100	U	2500	1100	ug/L			12/31/19 14:15	1250
1,2-Dibromoethane	150	U	1300	150	ug/L			12/31/19 14:15	1250
Dichlorodifluoromethane	440	U	1300	440	ug/L			12/31/19 14:15	1250
cis-1,2-Dichloroethene	200	U	1300	200	ug/L			12/31/19 14:15	1250
trans-1,2-Dichloroethene	240	U	1300	240	ug/L			12/31/19 14:15	1250
Isopropylbenzene	110	U	1300	110	ug/L			12/31/19 14:15	1250
Methyl tert-butyl ether	88	U	1300	88	ug/L			12/31/19 14:15	1250
1,1,2-Trichlorotrifluoroethane	510	U	1300	510	ug/L			12/31/19 14:15	1250
1,2,4-Trichlorobenzene	330	U	1300	330	ug/L			12/31/19 14:15	1250
2,2-Dichloropropane	390	U	1300	390	ug/L			12/31/19 14:15	1250
1,2-Dichlorobenzene	190	U	1300	190	ug/L			12/31/19 14:15	1250
1,3-Dichlorobenzene	190	U	1300	190	ug/L			12/31/19 14:15	1250

Client Sample ID: WC-W-PILES-121719 Lab Sample ID: 240-124062-7

Date Collected: 12/17/19 11:45 **Matrix: Water**
Date Received: 12/18/19 11:20

Method: 8260B - Volatile Organic Compounds (GC/MS) (Continued)

Analyte	Result	Qualifier	RL	MDL	Unit	D	Prepared	Analyzed	Dil Fac
1,4-Dichlorobenzene	200	U	1300	200	ug/L			12/31/19 14:15	1250
2-Chloroethyl vinyl ether	330	U	13000	330	ug/L			12/31/19 14:15	1250
Trichlorofluoromethane	560	U	1300	560	ug/L			12/31/19 14:15	1250
2-Chlorotoluene	190	U	1300	190	ug/L			12/31/19 14:15	1250
Chlorodibromomethane	490	U * F1	1300	490	ug/L			12/31/19 14:15	1250
Bromobenzene	150	U	1300	150	ug/L			12/31/19 14:15	1250
Bromochloromethane	180	U	1300	180	ug/L			12/31/19 14:15	1250
4-Chlorotoluene	110	U	1300	110	ug/L			12/31/19 14:15	1250
4-Isopropyltoluene	160	U	1300	160	ug/L			12/31/19 14:15	1250
Hexachlorobutadiene	1000	U	1300	1000	ug/L			12/31/19 14:15	1250
Dibromomethane	110	U	1300	110	ug/L			12/31/19 14:15	1250
Diisopropyl ether	210	U	13000	210	ug/L			12/31/19 14:15	1250
Naphthalene	400	U	1300	400	ug/L			12/31/19 14:15	1250
n-Butylbenzene	180	U	1300	180	ug/L			12/31/19 14:15	1250
N-Propylbenzene	190	U	1300	190	ug/L			12/31/19 14:15	1250
sec-Butylbenzene	160	U	1300	160	ug/L			12/31/19 14:15	1250
Tert-amyl methyl ether	140	U	6300	140	ug/L			12/31/19 14:15	1250
Ethyl tert-butyl ether	190	U	6300	190	ug/L			12/31/19 14:15	1250
tert-Butylbenzene	180	U	1300	180	ug/L			12/31/19 14:15	1250
Vinyl acetate	240	U	2500	240	ug/L			12/31/19 14:15	1250
tert-Butyl alcohol	2100	U	50000	2100	ug/L			12/31/19 14:15	1250

Surrogate	*%Recovery*	*Qualifier*	*Limits*	*Prepared*	*Analyzed*	*Dil Fac*
1,2-Dichloroethane-d4 (Surr)	*116*		*75 - 130*		*12/31/19 14:15*	*1250*
4-Bromofluorobenzene (Surr)	*79*		*47 - 134*		*12/31/19 14:15*	*1250*
Toluene-d8 (Surr)	*103*		*69 - 122*		*12/31/19 14:15*	*1250*
Dibromofluoromethane (Surr)	*116*		*78 - 129*		*12/31/19 14:15*	*1250*

Method: 8082A - Polychlorinated Biphenyls (PCBs) by Gas Chromatography

Analyte	Result	Qualifier	RL	MDL	Unit	D	Prepared	Analyzed	Dil Fac
Aroclor-1016	6.7	U	12	6.7	ug/L		12/24/19 13:01	12/27/19 11:42	100
Aroclor-1221	6.8	U	12	6.8	ug/L		12/24/19 13:01	12/27/19 11:42	100
Aroclor-1232	8.8	U	12	8.8	ug/L		12/24/19 13:01	12/27/19 11:42	100
Aroclor-1242	9.0	U	12	9.0	ug/L		12/24/19 13:01	12/27/19 11:42	100
Aroclor-1248	6.0	U	12	6.0	ug/L		12/24/19 13:01	12/27/19 11:42	100
Aroclor-1254	4.8	U	12	4.8	ug/L		12/24/19 13:01	12/27/19 11:42	100
Aroclor-1260	5.5	U	12	5.5	ug/L		12/24/19 13:01	12/27/19 11:42	100
Aroclor-1262	6.9	U	12	6.9	ug/L		12/24/19 13:01	12/27/19 11:42	100
Aroclor-1268	7.4	U	12	7.4	ug/L		12/24/19 13:01	12/27/19 11:42	100

Surrogate	*%Recovery*	*Qualifier*	*Limits*	*Prepared*	*Analyzed*	*Dil Fac*
Tetrachloro-m-xylene	*0*	*X*	*22 - 120*	*12/24/19 13:01*	*12/27/19 11:42*	*100*
DCB Decachlorobiphenyl	*0*	*X*	*10 - 120*	*12/24/19 13:01*	*12/27/19 11:42*	*100*

Method: 6010C - Metals (ICP) - TCLP

Analyte	Result	Qualifier	RL	MDL	Unit	D	Prepared	Analyzed	Dil Fac
Arsenic	**0.021**	**J**	0.050	0.0041	mg/L		12/20/19 14:00	12/23/19 12:44	1
Barium	**0.22**	**J B**	0.50	0.0013	mg/L		12/20/19 14:00	12/23/19 12:44	1
Cadmium	**0.0047**	**J**	0.050	0.00020	mg/L		12/20/19 14:00	12/23/19 12:44	1
Chromium	**0.089**	**B**	0.050	0.00063	mg/L		12/20/19 14:00	12/23/19 12:44	1

Client Sample ID: WC-W-PILES-121719 Lab Sample ID: 240-124062-7

Date Collected: 12/17/19 11:45 **Matrix: Water**
Date Received: 12/18/19 11:20

Method: 6010C - Metals (ICP) - TCLP (Continued)

Analyte	Result	Qualifier	RL	MDL	Unit	D	Prepared	Analyzed	Dil Fac
Lead	**0.065**		0.050	0.0028	mg/L		12/20/19 14:00	12/23/19 12:44	1
Selenium	0.0060	U	0.050	0.0060	mg/L		12/20/19 14:00	12/23/19 12:44	1
Silver	0.00062	U	0.050	0.00062	mg/L		12/20/19 14:00	12/23/19 12:44	1

Method: 7470A - Mercury (CVAA) - TCLP

Analyte	Result	Qualifier	RL	MDL	Unit	D	Prepared	Analyzed	Dil Fac
Mercury	0.00013	U	0.0020	0.00013	mg/L		12/20/19 14:00	12/20/19 20:01	1

General Chemistry

Analyte	Result	Qualifier	RL	MDL	Unit	D	Prepared	Analyzed	Dil Fac
Flashpoint	**>200**		1.00	1.00	Degrees F			12/24/19 06:58	1

Default Detection Limits

Client: Tetra Tech, Inc. Job ID: 240-124062-1
Project/Site: MRC Block E Soil Pile Inv

Method: 8260B - Volatile Organic Compounds (GC/MS)

Analyte	RL	MDL	Units
1,1,1,2-Tetrachloroethane	1.0	0.14	ug/L
1,1,1-Trichloroethane	1.0	0.24	ug/L
1,1,2,2-Tetrachloroethane	1.0	0.13	ug/L
1,1,2-Trichlorotrifluoroethane	1.0	0.41	ug/L
1,1-Dichloroethane	1.0	0.17	ug/L
1,1-Dichloroethene	1.0	0.19	ug/L
1,1-Dichloropropene	1.0	0.14	ug/L
1,2,3-Trichlorobenzene	1.0	0.54	ug/L
1,2,3-Trichloropropane	1.0	0.24	ug/L
1,2,3-Trimethylbenzene	5.0	0.14	ug/L
1,2,4-Trichlorobenzene	1.0	0.26	ug/L
1,2,4-Trimethylbenzene	1.0	0.070	ug/L
1,2-Dibromo-3-Chloropropane	2.0	0.91	ug/L
1,2-Dibromoethane	1.0	0.12	ug/L
1,2-Dichlorobenzene	1.0	0.15	ug/L
1,2-Dichloroethane	1.0	0.21	ug/L
1,2-Dichloropropane	1.0	0.15	ug/L
1,3-Dichlorobenzene	1.0	0.15	ug/L
1,3-Dichloropropane	1.0	0.21	ug/L
1,4-Dichlorobenzene	1.0	0.16	ug/L
2,2-Dichloropropane	1.0	0.31	ug/L
2-Butanone (MEK)	10	1.2	ug/L
2-Chloroethyl vinyl ether	10	0.26	ug/L
2-Chlorotoluene	1.0	0.15	ug/L
2-Hexanone	10	0.54	ug/L
4-Chlorotoluene	1.0	0.090	ug/L
4-Isopropyltoluene	1.0	0.13	ug/L
4-Methyl-2-pentanone (MIBK)	10	0.42	ug/L
Acetone	10	5.4	ug/L
Benzene	1.0	0.13	ug/L
Bromobenzene	1.0	0.12	ug/L
Bromochloromethane	1.0	0.14	ug/L
Bromodichloromethane	1.0	0.17	ug/L
Bromoform	1.0	0.76	ug/L
Bromomethane	1.0	0.42	ug/L
Carbon disulfide	1.0	0.28	ug/L
Carbon tetrachloride	1.0	0.26	ug/L
Chlorobenzene	1.0	0.14	ug/L
Chlorodibromomethane	1.0	0.39	ug/L
Chloroethane	1.0	0.83	ug/L
Chloroform	1.0	0.13	ug/L
Chloromethane	1.0	0.20	ug/L
cis-1,2-Dichloroethene	1.0	0.16	ug/L
cis-1,3-Dichloropropene	1.0	0.61	ug/L
Dibromomethane	1.0	0.090	ug/L
Dichlorodifluoromethane	1.0	0.35	ug/L
Diisopropyl ether	10	0.17	ug/L
Ethyl tert-butyl ether	5.0	0.15	ug/L
Ethylbenzene	1.0	0.11	ug/L
Hexachlorobutadiene	1.0	0.83	ug/L
Isopropylbenzene	1.0	0.090	ug/L
Methyl tert-butyl ether	1.0	0.070	ug/L
Methylene Chloride	5.0	2.6	ug/L

Method: 8260B - Volatile Organic Compounds (GC/MS) (Continued)

Analyte	RL	MDL	Units
Naphthalene	1.0	0.32	ug/L
n-Butylbenzene	1.0	0.14	ug/L
N-Propylbenzene	1.0	0.15	ug/L
sec-Butylbenzene	1.0	0.13	ug/L
Styrene	1.0	0.10	ug/L
Tert-amyl methyl ether	5.0	0.11	ug/L
tert-Butyl alcohol	40	1.7	ug/L
tert-Butylbenzene	1.0	0.14	ug/L
Tetrachloroethene	1.0	0.15	ug/L
Toluene	1.0	0.14	ug/L
trans-1,2-Dichloroethene	1.0	0.19	ug/L
trans-1,3-Dichloropropene	1.0	0.67	ug/L
Trichloroethene	1.0	0.10	ug/L
Trichlorofluoromethane	1.0	0.45	ug/L
Vinyl acetate	2.0	0.19	ug/L
Vinyl chloride	1.0	0.20	ug/L
Xylenes, Total	2.0	0.15	ug/L

Method: 8260B - Volatile Organic Compounds (GC/MS)

Prep: 5030A

Analyte	RL	MDL	Units
1,1,1,2-Tetrachloroethane	5.0	3.0	ug/Kg
1,1,1-Trichloroethane	5.0	0.82	ug/Kg
1,1,2,2-Tetrachloroethane	5.0	1.4	ug/Kg
1,1,2-Trichloro-1,2,2-trifluoroethane	5.0	1.3	ug/Kg
1,1-Dichloroethane	5.0	0.69	ug/Kg
1,1-Dichloroethene	5.0	0.90	ug/Kg
1,1-Dichloropropene	5.0	0.99	ug/Kg
1,2,3-Trichlorobenzene	5.0	0.57	ug/Kg
1,2,3-Trichloropropane	5.0	1.6	ug/Kg
1,2,3-Trimethylbenzene	5.0	1.8	ug/Kg
1,2,4-Trichlorobenzene	5.0	0.57	ug/Kg
1,2,4-Trimethylbenzene	5.0	1.0	ug/Kg
1,2-Dibromo-3-Chloropropane	10	3.6	ug/Kg
1,2-Dibromoethane	5.0	0.77	ug/Kg
1,2-Dichlorobenzene	5.0	1.1	ug/Kg
1,2-Dichloroethane	5.0	0.77	ug/Kg
1,2-Dichloropropane	5.0	0.85	ug/Kg
1,3-Dichlorobenzene	5.0	0.82	ug/Kg
1,3-Dichloropropane	5.0	0.99	ug/Kg
1,4-Dichlorobenzene	5.0	0.88	ug/Kg
2,2-Dichloropropane	5.0	1.2	ug/Kg
2-Butanone (MEK)	20	3.6	ug/Kg
2-Chloroethyl vinyl ether	50	8.9	ug/Kg
2-Chlorotoluene	5.0	0.95	ug/Kg
2-Hexanone	20	4.1	ug/Kg
4-Chlorotoluene	5.0	0.86	ug/Kg
4-Methyl-2-pentanone (MIBK)	20	3.7	ug/Kg
Acetone	25	21	ug/Kg
Benzene	5.0	0.70	ug/Kg
Bromobenzene	5.0	1.2	ug/Kg
Bromochloromethane	5.0	0.59	ug/Kg

Method: 8260B - Volatile Organic Compounds (GC/MS) (Continued)

Prep: 5030A

Analyte	RL	MDL	Units
Bromodichloromethane	5.0	0.68	ug/Kg
Bromoform	5.0	2.4	ug/Kg
Bromomethane	5.0	0.99	ug/Kg
Carbon disulfide	5.0	1.2	ug/Kg
Carbon tetrachloride	5.0	3.3	ug/Kg
Chlorobenzene	5.0	0.92	ug/Kg
Chloroethane	5.0	1.2	ug/Kg
Chloroform	5.0	0.79	ug/Kg
Chloromethane	5.0	1.0	ug/Kg
cis-1,2-Dichloroethene	5.0	0.65	ug/Kg
cis-1,3-Dichloropropene	5.0	1.4	ug/Kg
Dibromochloromethane	5.0	2.8	ug/Kg
Dibromomethane	5.0	0.67	ug/Kg
Dichlorodifluoromethane	5.0	0.94	ug/Kg
Diisopropyl ether	10	0.76	ug/Kg
Ethyl tert-butyl ether	5.0	2.3	ug/Kg
Ethylbenzene	5.0	1.0	ug/Kg
Hexachlorobutadiene	5.0	3.7	ug/Kg
Isopropylbenzene	5.0	0.83	ug/Kg
Methyl tert-butyl ether	5.0	0.82	ug/Kg
Methylene Chloride	25	12	ug/Kg
m-Xylene & p-Xylene	10	0.78	ug/Kg
Naphthalene	5.0	2.7	ug/Kg
n-Butylbenzene	5.0	3.5	ug/Kg
N-Propylbenzene	5.0	0.73	ug/Kg
o-Xylene	5.0	0.86	ug/Kg
p-Isopropyltoluene	5.0	2.9	ug/Kg
sec-Butylbenzene	5.0	0.86	ug/Kg
Styrene	5.0	1.2	ug/Kg
Tert-amyl methyl ether	5.0	2.2	ug/Kg
tert-Butyl alcohol	200	17	ug/Kg
tert-Butylbenzene	5.0	0.91	ug/Kg
Tetrachloroethene	5.0	0.73	ug/Kg
Toluene	5.0	0.77	ug/Kg
trans-1,2-Dichloroethene	5.0	0.47	ug/Kg
trans-1,3-Dichloropropene	5.0	1.0	ug/Kg
Trichloroethene	5.0	0.63	ug/Kg
Trichlorofluoromethane	5.0	1.1	ug/Kg
Vinyl acetate	10	2.1	ug/Kg
Vinyl chloride	5.0	0.84	ug/Kg
Xylenes, Total	10	1.6	ug/Kg

Method: 8082A - Polychlorinated Biphenyls (PCBs) by Gas Chromatography

Prep: 3510C

Analyte	RL	MDL	Units
Aroclor-1016	0.10	0.056	ug/L
Aroclor-1221	0.10	0.057	ug/L
Aroclor-1232	0.10	0.074	ug/L
Aroclor-1242	0.10	0.076	ug/L
Aroclor-1248	0.10	0.050	ug/L
Aroclor-1254	0.10	0.040	ug/L

Default Detection Limits

Client: Tetra Tech, Inc. Job ID: 240-124062-1
Project/Site: MRC Block E Soil Pile Inv

Method: 8082A - Polychlorinated Biphenyls (PCBs) by Gas Chromatography (Continued)
Prep: 3510C

Analyte	RL	MDL	Units
Aroclor-1260	0.10	0.046	ug/L
Aroclor-1262	0.10	0.058	ug/L
Aroclor-1268	0.10	0.062	ug/L

Method: 8082A - Polychlorinated Biphenyls (PCBs) by Gas Chromatography
Prep: 3540C

Analyte	RL	MDL	Units
Aroclor-1016	50	22	ug/Kg
Aroclor-1221	50	24	ug/Kg
Aroclor-1232	50	23	ug/Kg
Aroclor-1242	50	19	ug/Kg
Aroclor-1248	50	24	ug/Kg
Aroclor-1254	50	23	ug/Kg
Aroclor-1260	50	22	ug/Kg
Aroclor-1262	50	31	ug/Kg
Aroclor-1268	50	23	ug/Kg

Method: 6010C - Metals (ICP) - TCLP
Prep: 3010A
Leach: 1311

Analyte	RL	MDL	Units
Arsenic	0.050	0.0041	mg/L
Arsenic	0.050	0.0041	mg/L
Barium	0.50	0.0013	mg/L
Barium	0.50	0.0013	mg/L
Cadmium	0.050	0.00020	mg/L
Cadmium	0.050	0.00020	mg/L
Chromium	0.050	0.00063	mg/L
Chromium	0.050	0.00063	mg/L
Lead	0.050	0.0028	mg/L
Lead	0.050	0.0028	mg/L
Selenium	0.050	0.0060	mg/L
Selenium	0.050	0.0060	mg/L
Silver	0.050	0.00062	mg/L
Silver	0.050	0.00062	mg/L

Method: 7470A - Mercury (CVAA) - TCLP
Prep: 7470A
Leach: 1311

Analyte	RL	MDL	Units
Mercury	0.0020	0.00013	mg/L
Mercury	0.0020	0.00013	mg/L

General Chemistry

Analyte	RL	MDL	Units
Flashpoint	1.00	1.00	Degrees F
Percent Moisture	0.1	0.1	%
Percent Solids	0.1	0.1	%

Surrogate Summary

Client: Tetra Tech, Inc.
Project/Site: MRC Block E Soil Pile Inv

Job ID: 240-124062-1

Method: 8260B - Volatile Organic Compounds (GC/MS)

Matrix: Solid **Prep Type: Total/NA**

		Percent Surrogate Recovery (Acceptance Limits)			
		DCA	BFB	TOL	DBFM
Lab Sample ID	Client Sample ID	(59-120)	(51-127)	(64-124)	(56-122)
240-124062-2	E-SB-1796-0-1	84	82	88	74
240-124062-3	E-SB-DUP-01	87	78	84	76
240-124062-3 MS	E-SB-DUP-01	82	80	88	77
240-124062-3 MSD	E-SB-DUP-01	89	99	88	83
240-124062-4	E-SB-1791-0-1	84	75	88	75
240-124062-4	E-SB-1791-0-1	85	90	84	80
240-124062-5	E-SB-1792-1-2	84	87	84	77
240-124062-6	WC-S-PILES-121719	86	85	88	77
240-124077-C-5-B MS	Matrix Spike	86	62 *	127 X *	82
240-124077-C-5-C MSD	Matrix Spike Duplicate	85	71	109	81
LCS 240-417546/6	Lab Control Sample	78	104	91	78
LCS 240-417563/6	Lab Control Sample	84	100	88	81
MB 240-417546/7	Method Blank	84	100	89	78
MB 240-417563/7	Method Blank	85	94	84	77

Surrogate Legend

DCA = 1,2-Dichloroethane-d4 (Surr)
BFB = 4-Bromofluorobenzene (Surr)
TOL = Toluene-d8 (Surr)
DBFM = Dibromofluoromethane (Surr)

Method: 8260B - Volatile Organic Compounds (GC/MS)

Matrix: Water **Prep Type: Total/NA**

		Percent Surrogate Recovery (Acceptance Limits)			
		DCA	BFB	TOL	DBFM
Lab Sample ID	Client Sample ID	(75-130)	(47-134)	(69-122)	(78-129)
240-124062-1	TB-121719	108	74	91	115
240-124062-7	WC-W-PILES-121719	116	79	103	116
240-124062-7 MS	WC-W-PILES-121719	102	112	114	105
240-124062-7 MSD	WC-W-PILES-121719	99	108	111	99
240-124181-E-19 MS	Matrix Spike	88	100	104	95
240-124181-F-19 MSD	Matrix Spike Duplicate	89	104	105	99
LCS 240-417660/4	Lab Control Sample	89	106	110	100
LCS 240-417817/4	Lab Control Sample	95	106	110	99
MB 240-417660/7	Method Blank	103	74	96	113
MB 240-417817/7	Method Blank	114	81	101	113

Surrogate Legend

DCA = 1,2-Dichloroethane-d4 (Surr)
BFB = 4-Bromofluorobenzene (Surr)
TOL = Toluene-d8 (Surr)
DBFM = Dibromofluoromethane (Surr)

Method: 8082A - Polychlorinated Biphenyls (PCBs) by Gas Chromatography

Matrix: Solid **Prep Type: Total/NA**

		Percent Surrogate Recovery (Acceptance Limits)	
		TCX1	DCBP1
Lab Sample ID	Client Sample ID	(14-128)	(10-132)
240-124017-C-32-C MS	Matrix Spike	79	120

Surrogate Summary

Client: Tetra Tech, Inc. Job ID: 240-124062-1
Project/Site: MRC Block E Soil Pile Inv

Method: 8082A - Polychlorinated Biphenyls (PCBs) by Gas Chromatography (Continued)

Matrix: Solid **Prep Type: Total/NA**

		Percent Surrogate Recovery (Acceptance Limits)	
		TCX1	DCBP1
Lab Sample ID	Client Sample ID	(14-128)	(10-132)
240-124017-C-32-D MSD	Matrix Spike Duplicate	73	552 X
240-124062-6	WC-S-PILES-121719	67	61
LCS 240-416577/16-A	Lab Control Sample	82	83
MB 240-416577/15-A	Method Blank	73	81

Surrogate Legend

TCX = Tetrachloro-m-xylene
DCBP = DCB Decachlorobiphenyl

Method: 8082A - Polychlorinated Biphenyls (PCBs) by Gas Chromatography

Matrix: Water **Prep Type: Total/NA**

		Percent Surrogate Recovery (Acceptance Limits)	
		TCX1	DCBP1
Lab Sample ID	Client Sample ID	(22-120)	(10-120)
240-124062-7	WC-W-PILES-121719	0 X	0 X
LCS 240-417140/19-A	Lab Control Sample	78	76
MB 240-417140/18-A	Method Blank	80	81

Surrogate Legend

TCX = Tetrachloro-m-xylene
DCBP = DCB Decachlorobiphenyl

Method: 8260B - Volatile Organic Compounds (GC/MS)

Lab Sample ID: MB 240-417546/7 **Client Sample ID: Method Blank**
Matrix: Solid **Prep Type: Total/NA**
Analysis Batch: 417546

Analyte	MB Result	MB Qualifier	RL	MDL	Unit	D	Prepared	Analyzed	Dil Fac
1,1,1,2-Tetrachloroethane	3.0	U	5.0	3.0	ug/Kg			12/28/19 07:52	1
1,1-Dichloropropene	0.99	U	5.0	0.99	ug/Kg			12/28/19 07:52	1
1,1-Dichloroethane	0.69	U	5.0	0.69	ug/Kg			12/28/19 07:52	1
1,2,3-Trichlorobenzene	0.57	U	5.0	0.57	ug/Kg			12/28/19 07:52	1
1,2,3-Trichloropropane	1.6	U	5.0	1.6	ug/Kg			12/28/19 07:52	1
1,2-Dichloroethane	0.77	U	5.0	0.77	ug/Kg			12/28/19 07:52	1
1,1-Dichloroethene	0.90	U	5.0	0.90	ug/Kg			12/28/19 07:52	1
1,2,3-Trimethylbenzene	1.8	U	5.0	1.8	ug/Kg			12/28/19 07:52	1
1,2-Dichloropropane	0.85	U	5.0	0.85	ug/Kg			12/28/19 07:52	1
1,2,4-Trimethylbenzene	1.0	U	5.0	1.0	ug/Kg			12/28/19 07:52	1
2-Hexanone	4.1	U	20	4.1	ug/Kg			12/28/19 07:52	1
1,1,2,2-Tetrachloroethane	1.4	U	5.0	1.4	ug/Kg			12/28/19 07:52	1
Acetone	21	U	25	21	ug/Kg			12/28/19 07:52	1
Benzene	0.70	U	5.0	0.70	ug/Kg			12/28/19 07:52	1
Bromoform	2.4	U	5.0	2.4	ug/Kg			12/28/19 07:52	1
Bromomethane	0.99	U	5.0	0.99	ug/Kg			12/28/19 07:52	1
Carbon disulfide	1.2	U	5.0	1.2	ug/Kg			12/28/19 07:52	1
Carbon tetrachloride	3.3	U	5.0	3.3	ug/Kg			12/28/19 07:52	1
1,1,1-Trichloroethane	0.82	U	5.0	0.82	ug/Kg			12/28/19 07:52	1
Chlorobenzene	0.92	U	5.0	0.92	ug/Kg			12/28/19 07:52	1
1,3-Dichloropropane	0.99	U	5.0	0.99	ug/Kg			12/28/19 07:52	1
Chloroethane	1.2	U	5.0	1.2	ug/Kg			12/28/19 07:52	1
1,2-Dibromo-3-Chloropropane	3.6	U	10	3.6	ug/Kg			12/28/19 07:52	1
Chloroform	0.79	U	5.0	0.79	ug/Kg			12/28/19 07:52	1
Chloromethane	1.0	U	5.0	1.0	ug/Kg			12/28/19 07:52	1
cis-1,2-Dichloroethene	0.65	U	5.0	0.65	ug/Kg			12/28/19 07:52	1
cis-1,3-Dichloropropene	1.4	U	5.0	1.4	ug/Kg			12/28/19 07:52	1
Bromodichloromethane	0.68	U	5.0	0.68	ug/Kg			12/28/19 07:52	1
1,1,2-Trichloro-1,2,2-trifluoroethane	1.3	U	5.0	1.3	ug/Kg			12/28/19 07:52	1
Dichlorodifluoromethane	0.94	U	5.0	0.94	ug/Kg			12/28/19 07:52	1
1,2,4-Trichlorobenzene	0.621	J	5.0	0.57	ug/Kg			12/28/19 07:52	1
Ethylbenzene	1.0	U	5.0	1.0	ug/Kg			12/28/19 07:52	1
1,2-Dibromoethane	0.77	U	5.0	0.77	ug/Kg			12/28/19 07:52	1
2,2-Dichloropropane	1.2	U	5.0	1.2	ug/Kg			12/28/19 07:52	1
1,2-Dichlorobenzene	1.1	U	5.0	1.1	ug/Kg			12/28/19 07:52	1
1,3-Dichlorobenzene	0.82	U	5.0	0.82	ug/Kg			12/28/19 07:52	1
1,4-Dichlorobenzene	0.88	U	5.0	0.88	ug/Kg			12/28/19 07:52	1
2-Chloroethyl vinyl ether	8.9	U	50	8.9	ug/Kg			12/28/19 07:52	1
Isopropylbenzene	0.83	U	5.0	0.83	ug/Kg			12/28/19 07:52	1
2-Chlorotoluene	0.95	U	5.0	0.95	ug/Kg			12/28/19 07:52	1
2-Butanone (MEK)	3.6	U	20	3.6	ug/Kg			12/28/19 07:52	1
4-Methyl-2-pentanone (MIBK)	3.7	U	20	3.7	ug/Kg			12/28/19 07:52	1
Bromobenzene	1.2	U	5.0	1.2	ug/Kg			12/28/19 07:52	1
Methyl tert-butyl ether	0.82	U	5.0	0.82	ug/Kg			12/28/19 07:52	1
Bromochloromethane	0.59	U	5.0	0.59	ug/Kg			12/28/19 07:52	1
Methylene Chloride	12	U	25	12	ug/Kg			12/28/19 07:52	1
4-Chlorotoluene	0.86	U	5.0	0.86	ug/Kg			12/28/19 07:52	1
p-Isopropyltoluene	2.9	U	5.0	2.9	ug/Kg			12/28/19 07:52	1

Method: 8260B - Volatile Organic Compounds (GC/MS) (Continued)

Lab Sample ID: MB 240-417546/7 **Client Sample ID: Method Blank**
Matrix: Solid **Prep Type: Total/NA**
Analysis Batch: 417546

Analyte	MB Result	MB Qualifier	RL	MDL	Unit	D	Prepared	Analyzed	Dil Fac
Styrene	1.2	U	5.0	1.2	ug/Kg			12/28/19 07:52	1
m-Xylene & p-Xylene	0.78	U	10	0.78	ug/Kg			12/28/19 07:52	1
o-Xylene	0.86	U	5.0	0.86	ug/Kg			12/28/19 07:52	1
Hexachlorobutadiene	3.7	U	5.0	3.7	ug/Kg			12/28/19 07:52	1
Tetrachloroethene	0.73	U	5.0	0.73	ug/Kg			12/28/19 07:52	1
Dibromomethane	0.67	U	5.0	0.67	ug/Kg			12/28/19 07:52	1
Toluene	0.77	U	5.0	0.77	ug/Kg			12/28/19 07:52	1
Diisopropyl ether	0.76	U	10	0.76	ug/Kg			12/28/19 07:52	1
Naphthalene	2.7	U	5.0	2.7	ug/Kg			12/28/19 07:52	1
trans-1,2-Dichloroethene	0.47	U	5.0	0.47	ug/Kg			12/28/19 07:52	1
n-Butylbenzene	3.5	U	5.0	3.5	ug/Kg			12/28/19 07:52	1
trans-1,3-Dichloropropene	1.0	U	5.0	1.0	ug/Kg			12/28/19 07:52	1
N-Propylbenzene	0.73	U	5.0	0.73	ug/Kg			12/28/19 07:52	1
Trichloroethene	0.63	U	5.0	0.63	ug/Kg			12/28/19 07:52	1
sec-Butylbenzene	0.86	U	5.0	0.86	ug/Kg			12/28/19 07:52	1
Trichlorofluoromethane	1.1	U	5.0	1.1	ug/Kg			12/28/19 07:52	1
Tert-amyl methyl ether	2.2	U	5.0	2.2	ug/Kg			12/28/19 07:52	1
Ethyl tert-butyl ether	2.3	U	5.0	2.3	ug/Kg			12/28/19 07:52	1
tert-Butylbenzene	0.91	U	5.0	0.91	ug/Kg			12/28/19 07:52	1
Vinyl chloride	0.84	U	5.0	0.84	ug/Kg			12/28/19 07:52	1
Vinyl acetate	2.1	U	10	2.1	ug/Kg			12/28/19 07:52	1
tert-Butyl alcohol	17	U	200	17	ug/Kg			12/28/19 07:52	1
Xylenes, Total	1.6	U	10	1.6	ug/Kg			12/28/19 07:52	1
Dibromochloromethane	2.8	U	5.0	2.8	ug/Kg			12/28/19 07:52	1

Tentatively Identified Compound	*MB Est. Result*	*MB Qualifier*	*Unit*	*D*	*RT*	*CAS No.*	*Prepared*	*Analyzed*	*Dil Fac*
Tentatively Identified Compound	*None*		*ug/Kg*					*12/28/19 07:52*	*1*

Surrogate	*MB %Recovery*	*MB Qualifier*	*Limits*	*Prepared*	*Analyzed*	*Dil Fac*
1,2-Dichloroethane-d4 (Surr)	*84*		*59 - 120*		*12/28/19 07:52*	*1*
4-Bromofluorobenzene (Surr)	*100*		*51 - 127*		*12/28/19 07:52*	*1*
Toluene-d8 (Surr)	*89*		*64 - 124*		*12/28/19 07:52*	*1*
Dibromofluoromethane (Surr)	*78*		*56 - 122*		*12/28/19 07:52*	*1*

Lab Sample ID: LCS 240-417546/6 **Client Sample ID: Lab Control Sample**
Matrix: Solid **Prep Type: Total/NA**
Analysis Batch: 417546

Analyte	Spike Added	LCS Result	LCS Qualifier	Unit	D	%Rec	%Rec. Limits
1,1,1,2-Tetrachloroethane	25.0	25.4		ug/Kg		101	72 - 120
1,1-Dichloropropene	25.0	23.0		ug/Kg		92	69 - 120
1,1-Dichloroethane	25.0	23.5		ug/Kg		94	69 - 120
1,2,3-Trichlorobenzene	25.0	25.4		ug/Kg		102	55 - 124
1,2,3-Trichloropropane	25.0	24.9		ug/Kg		100	68 - 130
1,2-Dichloroethane	25.0	22.3		ug/Kg		89	66 - 120
1,1-Dichloroethene	25.0	25.5		ug/Kg		102	48 - 140
1,2-Dichloropropane	25.0	24.6		ug/Kg		98	77 - 120
1,2,4-Trimethylbenzene	25.0	25.0		ug/Kg		100	69 - 122

Method: 8260B - Volatile Organic Compounds (GC/MS) (Continued)

Lab Sample ID: LCS 240-417546/6
Matrix: Solid
Analysis Batch: 417546

Client Sample ID: Lab Control Sample
Prep Type: Total/NA

Analyte	Spike Added	LCS Result	LCS Qualifier	Unit	D	%Rec	%Rec. Limits
2-Hexanone	50.0	51.4		ug/Kg		103	54 - 135
1,1,2,2-Tetrachloroethane	25.0	24.3		ug/Kg		97	61 - 134
Acetone	50.0	48.6		ug/Kg		97	47 - 157
Benzene	25.0	23.5		ug/Kg		94	75 - 120
Bromoform	25.0	23.8		ug/Kg		95	44 - 131
Bromomethane	25.0	23.3		ug/Kg		93	10 - 158
Carbon disulfide	25.0	24.9		ug/Kg		100	33 - 144
Carbon tetrachloride	25.0	23.6		ug/Kg		95	54 - 130
1,1,1-Trichloroethane	25.0	24.5		ug/Kg		98	60 - 126
Chlorobenzene	25.0	23.9		ug/Kg		96	79 - 120
1,3-Dichloropropane	25.0	23.7		ug/Kg		95	76 - 120
Chloroethane	25.0	23.4		ug/Kg		93	10 - 159
1,2-Dibromo-3-Chloropropane	25.0	23.5		ug/Kg		94	35 - 137
Chloroform	25.0	23.3		ug/Kg		93	74 - 120
Chloromethane	25.0	19.4		ug/Kg		78	40 - 127
cis-1,2-Dichloroethene	25.0	24.3		ug/Kg		97	76 - 120
cis-1,3-Dichloropropene	25.0	24.7		ug/Kg		99	62 - 124
Bromodichloromethane	25.0	24.1		ug/Kg		96	63 - 121
1,1,2-Trichloro-1,2,2-trifluoroethane	25.0	24.5		ug/Kg		98	58 - 144
Dichlorodifluoromethane	25.0	17.0		ug/Kg		68	18 - 137
1,2,4-Trichlorobenzene	25.0	21.4		ug/Kg		86	56 - 120
Ethylbenzene	25.0	26.1		ug/Kg		104	75 - 120
1,2-Dibromoethane	25.0	25.2		ug/Kg		101	73 - 126
2,2-Dichloropropane	25.0	23.1		ug/Kg		92	47 - 131
1,2-Dichlorobenzene	25.0	23.0		ug/Kg		92	74 - 120
1,3-Dichlorobenzene	25.0	23.0		ug/Kg		92	74 - 120
1,4-Dichlorobenzene	25.0	23.3		ug/Kg		93	74 - 120
2-Chloroethyl vinyl ether	25.0	17.8	J	ug/Kg		71	36 - 132
Isopropylbenzene	25.0	25.7		ug/Kg		103	74 - 120
2-Chlorotoluene	25.0	24.3		ug/Kg		97	72 - 121
2-Butanone (MEK)	50.0	50.8		ug/Kg		102	61 - 131
4-Methyl-2-pentanone (MIBK)	50.0	48.3		ug/Kg		97	56 - 124
Bromobenzene	25.0	23.3		ug/Kg		93	73 - 120
Methyl tert-butyl ether	25.0	23.2		ug/Kg		93	66 - 120
Bromochloromethane	25.0	23.8		ug/Kg		95	74 - 120
Methylene Chloride	25.0	23.4	J	ug/Kg		94	48 - 142
4-Chlorotoluene	25.0	24.7		ug/Kg		99	72 - 124
p-Isopropyltoluene	25.0	25.2		ug/Kg		101	70 - 121
Styrene	25.0	25.5		ug/Kg		102	70 - 120
m-Xylene & p-Xylene	25.0	24.7		ug/Kg		99	76 - 120
o-Xylene	25.0	25.3		ug/Kg		101	76 - 120
Hexachlorobutadiene	25.0	27.5		ug/Kg		110	63 - 130
Tetrachloroethene	25.0	24.4		ug/Kg		98	75 - 124
Dibromomethane	25.0	25.2		ug/Kg		101	74 - 120
Toluene	25.0	25.1		ug/Kg		101	76 - 120
Naphthalene	25.0	19.5		ug/Kg		78	43 - 127
trans-1,2-Dichloroethene	25.0	25.1		ug/Kg		100	74 - 125
n-Butylbenzene	25.0	23.8		ug/Kg		95	64 - 123

Method: 8260B - Volatile Organic Compounds (GC/MS) (Continued)

Lab Sample ID: LCS 240-417546/6 **Client Sample ID: Lab Control Sample**
Matrix: Solid **Prep Type: Total/NA**
Analysis Batch: 417546

Analyte	Spike Added	LCS Result	LCS Qualifier	Unit	D	%Rec	%Rec. Limits
trans-1,3-Dichloropropene	25.0	22.6		ug/Kg		90	58 - 120
N-Propylbenzene	25.0	25.2		ug/Kg		101	70 - 122
Trichloroethene	25.0	24.2		ug/Kg		97	75 - 123
sec-Butylbenzene	25.0	24.6		ug/Kg		98	69 - 122
Trichlorofluoromethane	25.0	22.4		ug/Kg		90	33 - 152
tert-Butylbenzene	25.0	24.7		ug/Kg		99	68 - 121
Vinyl chloride	25.0	21.0		ug/Kg		84	39 - 140
Vinyl acetate	25.0	20.5		ug/Kg		82	55 - 138
tert-Butyl alcohol	250	235		ug/Kg		94	40 - 138
Xylenes, Total	50.0	50.0		ug/Kg		100	77 - 120

Surrogate	*LCS %Recovery*	*LCS Qualifier*	*Limits*
1,2-Dichloroethane-d4 (Surr)	*78*		*59 - 120*
4-Bromofluorobenzene (Surr)	*104*		*51 - 127*
Toluene-d8 (Surr)	*91*		*64 - 124*
Dibromofluoromethane (Surr)	*78*		*56 - 122*

Lab Sample ID: MB 240-417563/7 **Client Sample ID: Method Blank**
Matrix: Solid **Prep Type: Total/NA**
Analysis Batch: 417563

Analyte	MB Result	MB Qualifier	RL	MDL	Unit	D	Prepared	Analyzed	Dil Fac
1,1,1,2-Tetrachloroethane	3.0	U	5.0	3.0	ug/Kg			12/29/19 04:36	1
1,1-Dichloropropene	0.99	U	5.0	0.99	ug/Kg			12/29/19 04:36	1
1,1-Dichloroethane	0.69	U	5.0	0.69	ug/Kg			12/29/19 04:36	1
1,2,3-Trichlorobenzene	0.57	U	5.0	0.57	ug/Kg			12/29/19 04:36	1
1,2,3-Trichloropropane	1.6	U	5.0	1.6	ug/Kg			12/29/19 04:36	1
1,2-Dichloroethane	0.77	U	5.0	0.77	ug/Kg			12/29/19 04:36	1
1,1-Dichloroethene	0.90	U	5.0	0.90	ug/Kg			12/29/19 04:36	1
1,2,3-Trimethylbenzene	1.8	U	5.0	1.8	ug/Kg			12/29/19 04:36	1
1,2-Dichloropropane	0.85	U	5.0	0.85	ug/Kg			12/29/19 04:36	1
1,2,4-Trimethylbenzene	1.0	U	5.0	1.0	ug/Kg			12/29/19 04:36	1
2-Hexanone	4.1	U	20	4.1	ug/Kg			12/29/19 04:36	1
1,1,2,2-Tetrachloroethane	1.4	U	5.0	1.4	ug/Kg			12/29/19 04:36	1
Acetone	21	U	25	21	ug/Kg			12/29/19 04:36	1
Benzene	0.70	U	5.0	0.70	ug/Kg			12/29/19 04:36	1
Bromoform	2.4	U	5.0	2.4	ug/Kg			12/29/19 04:36	1
Bromomethane	0.99	U	5.0	0.99	ug/Kg			12/29/19 04:36	1
Carbon disulfide	1.2	U	5.0	1.2	ug/Kg			12/29/19 04:36	1
Carbon tetrachloride	3.3	U	5.0	3.3	ug/Kg			12/29/19 04:36	1
1,1,1-Trichloroethane	0.82	U	5.0	0.82	ug/Kg			12/29/19 04:36	1
Chlorobenzene	0.92	U	5.0	0.92	ug/Kg			12/29/19 04:36	1
1,3-Dichloropropane	0.99	U	5.0	0.99	ug/Kg			12/29/19 04:36	1
Chloroethane	1.2	U	5.0	1.2	ug/Kg			12/29/19 04:36	1
1,2-Dibromo-3-Chloropropane	3.6	U	10	3.6	ug/Kg			12/29/19 04:36	1
Chloroform	0.79	U	5.0	0.79	ug/Kg			12/29/19 04:36	1
Chloromethane	1.0	U	5.0	1.0	ug/Kg			12/29/19 04:36	1
cis-1,2-Dichloroethene	0.65	U	5.0	0.65	ug/Kg			12/29/19 04:36	1

Method: 8260B - Volatile Organic Compounds (GC/MS) (Continued)

Lab Sample ID: MB 240-417563/7 **Client Sample ID: Method Blank**
Matrix: Solid **Prep Type: Total/NA**
Analysis Batch: 417563

Analyte	MB Result	MB Qualifier	RL	MDL	Unit	D	Prepared	Analyzed	Dil Fac
cis-1,3-Dichloropropene	1.4	U	5.0	1.4	ug/Kg			12/29/19 04:36	1
Bromodichloromethane	0.68	U	5.0	0.68	ug/Kg			12/29/19 04:36	1
1,1,2-Trichloro-1,2,2-trifluoroethane	1.3	U	5.0	1.3	ug/Kg			12/29/19 04:36	1
Dichlorodifluoromethane	0.94	U	5.0	0.94	ug/Kg			12/29/19 04:36	1
1,2,4-Trichlorobenzene	0.57	U	5.0	0.57	ug/Kg			12/29/19 04:36	1
Ethylbenzene	1.0	U	5.0	1.0	ug/Kg			12/29/19 04:36	1
1,2-Dibromoethane	0.77	U	5.0	0.77	ug/Kg			12/29/19 04:36	1
2,2-Dichloropropane	1.2	U	5.0	1.2	ug/Kg			12/29/19 04:36	1
1,2-Dichlorobenzene	1.1	U	5.0	1.1	ug/Kg			12/29/19 04:36	1
1,3-Dichlorobenzene	0.82	U	5.0	0.82	ug/Kg			12/29/19 04:36	1
1,4-Dichlorobenzene	0.88	U	5.0	0.88	ug/Kg			12/29/19 04:36	1
2-Chloroethyl vinyl ether	8.9	U	50	8.9	ug/Kg			12/29/19 04:36	1
Isopropylbenzene	0.83	U	5.0	0.83	ug/Kg			12/29/19 04:36	1
2-Chlorotoluene	0.95	U	5.0	0.95	ug/Kg			12/29/19 04:36	1
2-Butanone (MEK)	3.6	U	20	3.6	ug/Kg			12/29/19 04:36	1
4-Methyl-2-pentanone (MIBK)	3.7	U	20	3.7	ug/Kg			12/29/19 04:36	1
Bromobenzene	1.2	U	5.0	1.2	ug/Kg			12/29/19 04:36	1
Methyl tert-butyl ether	0.82	U	5.0	0.82	ug/Kg			12/29/19 04:36	1
Bromochloromethane	0.59	U	5.0	0.59	ug/Kg			12/29/19 04:36	1
Methylene Chloride	12	U	25	12	ug/Kg			12/29/19 04:36	1
4-Chlorotoluene	0.86	U	5.0	0.86	ug/Kg			12/29/19 04:36	1
p-Isopropyltoluene	2.9	U	5.0	2.9	ug/Kg			12/29/19 04:36	1
Styrene	1.2	U	5.0	1.2	ug/Kg			12/29/19 04:36	1
m-Xylene & p-Xylene	0.78	U	10	0.78	ug/Kg			12/29/19 04:36	1
o-Xylene	0.86	U	5.0	0.86	ug/Kg			12/29/19 04:36	1
Hexachlorobutadiene	3.7	U	5.0	3.7	ug/Kg			12/29/19 04:36	1
Tetrachloroethene	0.73	U	5.0	0.73	ug/Kg			12/29/19 04:36	1
Dibromomethane	0.67	U	5.0	0.67	ug/Kg			12/29/19 04:36	1
Toluene	0.77	U	5.0	0.77	ug/Kg			12/29/19 04:36	1
Diisopropyl ether	0.76	U	10	0.76	ug/Kg			12/29/19 04:36	1
Naphthalene	2.7	U	5.0	2.7	ug/Kg			12/29/19 04:36	1
trans-1,2-Dichloroethene	0.47	U	5.0	0.47	ug/Kg			12/29/19 04:36	1
n-Butylbenzene	3.5	U	5.0	3.5	ug/Kg			12/29/19 04:36	1
trans-1,3-Dichloropropene	1.0	U	5.0	1.0	ug/Kg			12/29/19 04:36	1
N-Propylbenzene	0.73	U	5.0	0.73	ug/Kg			12/29/19 04:36	1
Trichloroethene	0.63	U	5.0	0.63	ug/Kg			12/29/19 04:36	1
sec-Butylbenzene	0.86	U	5.0	0.86	ug/Kg			12/29/19 04:36	1
Trichlorofluoromethane	1.1	U	5.0	1.1	ug/Kg			12/29/19 04:36	1
Tert-amyl methyl ether	2.2	U	5.0	2.2	ug/Kg			12/29/19 04:36	1
Ethyl tert-butyl ether	2.3	U	5.0	2.3	ug/Kg			12/29/19 04:36	1
tert-Butylbenzene	0.91	U	5.0	0.91	ug/Kg			12/29/19 04:36	1
Vinyl chloride	0.84	U	5.0	0.84	ug/Kg			12/29/19 04:36	1
Vinyl acetate	2.1	U	10	2.1	ug/Kg			12/29/19 04:36	1
tert-Butyl alcohol	17	U	200	17	ug/Kg			12/29/19 04:36	1
Xylenes, Total	1.6	U	10	1.6	ug/Kg			12/29/19 04:36	1
Dibromochloromethane	2.8	U	5.0	2.8	ug/Kg			12/29/19 04:36	1

Method: 8260B - Volatile Organic Compounds (GC/MS) (Continued)

Lab Sample ID: MB 240-417563/7 **Client Sample ID: Method Blank**
Matrix: Solid **Prep Type: Total/NA**
Analysis Batch: 417563

Tentatively Identified Compound	MB Est. Result	MB Qualifier	Unit	D	RT	CAS No.	Prepared	Analyzed	Dil Fac
Tentatively Identified Compound	None		ug/Kg					12/29/19 04:36	1

Surrogate	MB %Recovery	MB Qualifier	Limits	Prepared	Analyzed	Dil Fac
1,2-Dichloroethane-d4 (Surr)	85		59 - 120		12/29/19 04:36	1
4-Bromofluorobenzene (Surr)	94		51 - 127		12/29/19 04:36	1
Toluene-d8 (Surr)	84		64 - 124		12/29/19 04:36	1
Dibromofluoromethane (Surr)	77		56 - 122		12/29/19 04:36	1

Lab Sample ID: LCS 240-417563/6 **Client Sample ID: Lab Control Sample**
Matrix: Solid **Prep Type: Total/NA**
Analysis Batch: 417563

Analyte	Spike Added	LCS Result	LCS Qualifier	Unit	D	%Rec	%Rec. Limits
1,1,1,2-Tetrachloroethane	25.0	26.8		ug/Kg		107	72 - 120
1,1-Dichloropropene	25.0	25.5		ug/Kg		102	69 - 120
1,1-Dichloroethane	25.0	25.3		ug/Kg		101	69 - 120
1,2,3-Trichlorobenzene	25.0	25.2		ug/Kg		101	55 - 124
1,2,3-Trichloropropane	25.0	24.0		ug/Kg		96	68 - 130
1,2-Dichloroethane	25.0	24.1		ug/Kg		96	66 - 120
1,1-Dichloroethene	25.0	27.6		ug/Kg		111	48 - 140
1,2-Dichloropropane	25.0	25.2		ug/Kg		101	77 - 120
1,2,4-Trimethylbenzene	25.0	26.3		ug/Kg		105	69 - 122
2-Hexanone	50.0	53.3		ug/Kg		107	54 - 135
1,1,2,2-Tetrachloroethane	25.0	24.6		ug/Kg		99	61 - 134
Acetone	50.0	51.8		ug/Kg		104	47 - 157
Benzene	25.0	25.3		ug/Kg		101	75 - 120
Bromoform	25.0	24.0		ug/Kg		96	44 - 131
Bromomethane	25.0	25.9		ug/Kg		104	10 - 158
Carbon disulfide	25.0	27.2		ug/Kg		109	33 - 144
Carbon tetrachloride	25.0	25.8		ug/Kg		103	54 - 130
1,1,1-Trichloroethane	25.0	26.6		ug/Kg		107	60 - 126
Chlorobenzene	25.0	25.5		ug/Kg		102	79 - 120
1,3-Dichloropropane	25.0	24.4		ug/Kg		98	76 - 120
Chloroethane	25.0	25.8		ug/Kg		103	10 - 159
1,2-Dibromo-3-Chloropropane	25.0	23.8		ug/Kg		95	35 - 137
Chloroform	25.0	25.2		ug/Kg		101	74 - 120
Chloromethane	25.0	22.0		ug/Kg		88	40 - 127
cis-1,2-Dichloroethene	25.0	26.5		ug/Kg		106	76 - 120
cis-1,3-Dichloropropene	25.0	25.0		ug/Kg		100	62 - 124
Bromodichloromethane	25.0	25.1		ug/Kg		100	63 - 121
1,1,2-Trichloro-1,2,2-trifluoroethane	25.0	27.1		ug/Kg		109	58 - 144
Dichlorodifluoromethane	25.0	18.8		ug/Kg		75	18 - 137
1,2,4-Trichlorobenzene	25.0	22.1		ug/Kg		88	56 - 120
Ethylbenzene	25.0	27.4		ug/Kg		110	75 - 120
1,2-Dibromoethane	25.0	25.1		ug/Kg		100	73 - 126
2,2-Dichloropropane	25.0	25.2		ug/Kg		101	47 - 131
1,2-Dichlorobenzene	25.0	23.4		ug/Kg		94	74 - 120

Method: 8260B - Volatile Organic Compounds (GC/MS) (Continued)

Lab Sample ID: LCS 240-417563/6 **Client Sample ID: Lab Control Sample**
Matrix: Solid **Prep Type: Total/NA**
Analysis Batch: 417563

Analyte	Spike Added	LCS Result	LCS Qualifier	Unit	D	%Rec	%Rec. Limits
1,3-Dichlorobenzene	25.0	23.7		ug/Kg		95	74 - 120
1,4-Dichlorobenzene	25.0	24.1		ug/Kg		96	74 - 120
2-Chloroethyl vinyl ether	25.0	16.9	J	ug/Kg		68	36 - 132
Isopropylbenzene	25.0	27.1		ug/Kg		109	74 - 120
2-Chlorotoluene	25.0	24.7		ug/Kg		99	72 - 121
2-Butanone (MEK)	50.0	51.2		ug/Kg		102	61 - 131
4-Methyl-2-pentanone (MIBK)	50.0	47.9		ug/Kg		96	56 - 124
Bromobenzene	25.0	24.0		ug/Kg		96	73 - 120
Methyl tert-butyl ether	25.0	24.8		ug/Kg		99	66 - 120
Bromochloromethane	25.0	24.8		ug/Kg		99	74 - 120
Methylene Chloride	25.0	25.6		ug/Kg		102	48 - 142
4-Chlorotoluene	25.0	24.7		ug/Kg		99	72 - 124
p-Isopropyltoluene	25.0	25.9		ug/Kg		104	70 - 121
Styrene	25.0	27.0		ug/Kg		108	70 - 120
m-Xylene & p-Xylene	25.0	26.0		ug/Kg		104	76 - 120
o-Xylene	25.0	27.3		ug/Kg		109	76 - 120
Hexachlorobutadiene	25.0	29.5		ug/Kg		118	63 - 130
Tetrachloroethene	25.0	26.7		ug/Kg		107	75 - 124
Dibromomethane	25.0	26.5		ug/Kg		106	74 - 120
Toluene	25.0	26.6		ug/Kg		106	76 - 120
Naphthalene	25.0	18.3		ug/Kg		73	43 - 127
trans-1,2-Dichloroethene	25.0	27.5		ug/Kg		110	74 - 125
n-Butylbenzene	25.0	25.1		ug/Kg		100	64 - 123
trans-1,3-Dichloropropene	25.0	23.1		ug/Kg		92	58 - 120
N-Propylbenzene	25.0	25.4		ug/Kg		101	70 - 122
Trichloroethene	25.0	25.3		ug/Kg		101	75 - 123
sec-Butylbenzene	25.0	25.8		ug/Kg		103	69 - 122
Trichlorofluoromethane	25.0	25.5		ug/Kg		102	33 - 152
tert-Butylbenzene	25.0	25.7		ug/Kg		103	68 - 121
Vinyl chloride	25.0	23.1		ug/Kg		92	39 - 140
Vinyl acetate	25.0	21.9		ug/Kg		87	55 - 138
tert-Butyl alcohol	250	233		ug/Kg		93	40 - 138
Xylenes, Total	50.0	53.3		ug/Kg		107	77 - 120

Surrogate	*LCS %Recovery*	*LCS Qualifier*	*Limits*
1,2-Dichloroethane-d4 (Surr)	*84*		*59 - 120*
4-Bromofluorobenzene (Surr)	*100*		*51 - 127*
Toluene-d8 (Surr)	*88*		*64 - 124*
Dibromofluoromethane (Surr)	*81*		*56 - 122*

Lab Sample ID: 240-124062-3 MS **Client Sample ID: E-SB-DUP-01**
Matrix: Solid **Prep Type: Total/NA**
Analysis Batch: 417563 **Prep Batch: 417565**

Analyte	Sample Result	Sample Qualifier	Spike Added	MS Result	MS Qualifier	Unit	D	%Rec	%Rec. Limits
1,1,1,2-Tetrachloroethane	3.2	U	28.9	24.4		ug/Kg	☼	84	19 - 129
1,1-Dichloropropene	1.1	U	28.9	22.7		ug/Kg	☼	78	36 - 120
1,1-Dichloroethane	0.75	U	28.9	25.5		ug/Kg	☼	88	35 - 129

Method: 8260B - Volatile Organic Compounds (GC/MS) (Continued)

Lab Sample ID: 240-124062-3 MS **Client Sample ID: E-SB-DUP-01**
Matrix: Solid **Prep Type: Total/NA**
Analysis Batch: 417563 **Prep Batch: 417565**

Analyte	Sample Result	Sample Qualifier	Spike Added	MS Result	MS Qualifier	Unit	D	%Rec	%Rec. Limits
1,2,3-Trichlorobenzene	0.62	U	28.9	8.19		ug/Kg	☼	28	10 - 120
1,2,3-Trichloropropane	1.7	U F2	28.9	33.1		ug/Kg	☼	115	38 - 146
1,2-Dichloroethane	0.84	U	28.9	24.3		ug/Kg	☼	84	33 - 130
1,1-Dichloroethene	0.98	U	28.9	27.2		ug/Kg	☼	94	20 - 150
1,2-Dichloropropane	0.92	U	28.9	24.6		ug/Kg	☼	85	33 - 134
1,2,4-Trimethylbenzene	1.1	U F2	28.9	24.1		ug/Kg	☼	83	10 - 138
2-Hexanone	4.4	U	57.8	33.0		ug/Kg	☼	57	23 - 149
1,1,2,2-Tetrachloroethane	1.6	U F2	28.9	31.5		ug/Kg	☼	109	10 - 168
Acetone	23	U F1	57.8	127	F1	ug/Kg	☼	219	18 - 167
Benzene	0.76	U	28.9	23.6		ug/Kg	☼	82	32 - 131
Bromoform	2.6	U	28.9	20.0		ug/Kg	☼	69	10 - 122
Bromomethane	1.1	U	28.9	15.4		ug/Kg	☼	53	10 - 149
Carbon disulfide	1.3	U	28.9	21.9		ug/Kg	☼	76	10 - 134
Carbon tetrachloride	3.5	U	28.9	23.3		ug/Kg	☼	81	13 - 131
1,1,1-Trichloroethane	0.89	U	28.9	25.8		ug/Kg	☼	89	27 - 131
Chlorobenzene	0.99	U	28.9	23.4		ug/Kg	☼	81	16 - 129
1,3-Dichloropropane	1.1	U	28.9	26.0		ug/Kg	☼	90	44 - 126
Chloroethane	1.3	U	28.9	30.1		ug/Kg	☼	104	10 - 155
1,2-Dibromo-3-Chloropropane	3.9	U F2	28.9	21.2		ug/Kg	☼	73	10 - 135
Chloroform	0.85	U	28.9	24.8		ug/Kg	☼	86	38 - 129
Chloromethane	1.1	U	28.9	23.5		ug/Kg	☼	81	20 - 140
cis-1,2-Dichloroethene	0.71	U	28.9	25.7		ug/Kg	☼	89	35 - 130
cis-1,3-Dichloropropene	1.6	U	28.9	14.7		ug/Kg	☼	51	12 - 131
Bromodichloromethane	0.74	U	28.9	22.2		ug/Kg	☼	77	18 - 125
1,1,2-Trichloro-1,2,2-trifluoroethane	1.4	U	28.9	25.1		ug/Kg	☼	87	30 - 145
Dichlorodifluoromethane	1.0	U	28.9	19.6		ug/Kg	☼	68	10 - 141
1,2,4-Trichlorobenzene	0.62	U	28.9	9.15		ug/Kg	☼	32	10 - 120
Ethylbenzene	1.1	U	28.9	23.6		ug/Kg	☼	82	12 - 133
1,2-Dibromoethane	0.83	U	28.9	22.9		ug/Kg	☼	79	24 - 138
2,2-Dichloropropane	1.3	U	28.9	23.6		ug/Kg	☼	82	34 - 124
1,2-Dichlorobenzene	1.2	U F2	28.9	19.4		ug/Kg	☼	67	10 - 131
1,3-Dichlorobenzene	0.88	U F2	28.9	19.1		ug/Kg	☼	66	10 - 131
1,4-Dichlorobenzene	0.96	U F2	28.9	20.1		ug/Kg	☼	70	10 - 129
2-Chloroethyl vinyl ether	9.7	U	28.9	14.4	J	ug/Kg	☼	50	26 - 128
Isopropylbenzene	0.90	U	28.9	21.8		ug/Kg	☼	75	10 - 135
2-Chlorotoluene	1.0	U F2	28.9	25.0		ug/Kg	☼	87	12 - 139
2-Butanone (MEK)	3.9	U	57.8	42.6		ug/Kg	☼	74	31 - 148
4-Methyl-2-pentanone (MIBK)	4.0	U	57.8	39.7		ug/Kg	☼	69	29 - 140
Bromobenzene	1.3	U F2	28.9	25.0		ug/Kg	☼	87	16 - 136
Methyl tert-butyl ether	0.89	U	28.9	24.6		ug/Kg	☼	85	42 - 127
Bromochloromethane	0.64	U	28.9	24.2		ug/Kg	☼	84	50 - 125
Methylene Chloride	13	U	28.9	26.2	J	ug/Kg	☼	91	22 - 153
4-Chlorotoluene	0.93	U F2	28.9	24.8		ug/Kg	☼	86	14 - 128
p-Isopropyltoluene	3.2	U F2	28.9	20.7		ug/Kg	☼	72	10 - 135
Styrene	1.3	U	28.9	21.5		ug/Kg	☼	74	10 - 127
m-Xylene & p-Xylene	0.85	U	28.9	23.1		ug/Kg	☼	80	10 - 132
o-Xylene	0.93	U	28.9	23.1		ug/Kg	☼	80	11 - 134
Hexachlorobutadiene	4.1	U	28.9	14.3		ug/Kg	☼	50	10 - 120

Method: 8260B - Volatile Organic Compounds (GC/MS) (Continued)

Lab Sample ID: 240-124062-3 MS **Client Sample ID: E-SB-DUP-01**
Matrix: Solid **Prep Type: Total/NA**
Analysis Batch: 417563 **Prep Batch: 417565**

Analyte	Sample Result	Sample Qualifier	Spike Added	MS Result	MS Qualifier	Unit	D	%Rec	%Rec. Limits
Tetrachloroethene	0.79	U	28.9	23.7		ug/Kg	☼	82	13 - 144
Dibromomethane	0.72	U	28.9	26.8		ug/Kg	☼	93	30 - 126
Toluene	0.84	U	28.9	26.1		ug/Kg	☼	90	20 - 141
Naphthalene	2.9	U	28.9	7.67		ug/Kg	☼	27	10 - 120
trans-1,2-Dichloroethene	0.50	U	28.9	26.0		ug/Kg	☼	90	31 - 138
n-Butylbenzene	3.8	U F2	28.9	17.0		ug/Kg	☼	59	10 - 141
trans-1,3-Dichloropropene	1.1	U	28.9	16.6		ug/Kg	☼	57	10 - 123
N-Propylbenzene	0.79	U F2	28.9	25.1		ug/Kg	☼	87	10 - 135
Trichloroethene	0.69	U	28.9	22.5		ug/Kg	☼	78	10 - 162
sec-Butylbenzene	0.94	U F2	28.9	21.5		ug/Kg	☼	75	10 - 142
Trichlorofluoromethane	1.2	U	28.9	26.3		ug/Kg	☼	91	16 - 148
tert-Butylbenzene	0.98	U F2	28.9	23.5		ug/Kg	☼	81	10 - 142
Vinyl chloride	0.91	U	28.9	25.7		ug/Kg	☼	89	15 - 150
Vinyl acetate	2.3	U F1	28.9	2.5	U F1	ug/Kg	☼	0	10 - 139
tert-Butyl alcohol	18	U	289	232		ug/Kg	☼	80	45 - 139
Xylenes, Total	1.7	U	57.8	46.2		ug/Kg	☼	80	10 - 134

Surrogate	*MS %Recovery*	*MS Qualifier*	*Limits*
1,2-Dichloroethane-d4 (Surr)	*82*		*59 - 120*
4-Bromofluorobenzene (Surr)	*80*		*51 - 127*
Toluene-d8 (Surr)	*88*		*64 - 124*
Dibromofluoromethane (Surr)	*77*		*56 - 122*

Lab Sample ID: 240-124062-3 MSD **Client Sample ID: E-SB-DUP-01**
Matrix: Solid **Prep Type: Total/NA**
Analysis Batch: 417563 **Prep Batch: 417565**

Analyte	Sample Result	Sample Qualifier	Spike Added	MSD Result	MSD Qualifier	Unit	D	%Rec	%Rec. Limits	RPD	RPD Limit
1,1,1,2-Tetrachloroethane	3.2	U	28.9	18.1		ug/Kg	☼	63	19 - 129	29	40
1,1-Dichloropropene	1.1	U	28.9	18.4		ug/Kg	☼	64	36 - 120	21	39
1,1-Dichloroethane	0.75	U	28.9	21.0		ug/Kg	☼	73	35 - 129	20	40
1,2,3-Trichlorobenzene	0.62	U	28.9	6.89		ug/Kg	☼	24	10 - 120	17	40
1,2,3-Trichloropropane	1.7	U F2	28.9	21.1	F2	ug/Kg	☼	73	38 - 146	45	40
1,2-Dichloroethane	0.84	U	28.9	20.5		ug/Kg	☼	71	33 - 130	17	40
1,1-Dichloroethene	0.98	U	28.9	22.4		ug/Kg	☼	77	20 - 150	20	40
1,2-Dichloropropane	0.92	U	28.9	19.7		ug/Kg	☼	68	33 - 134	22	40
1,2,4-Trimethylbenzene	1.1	U F2	28.9	14.6	F2	ug/Kg	☼	51	10 - 138	49	40
2-Hexanone	4.4	U	57.8	27.9		ug/Kg	☼	48	23 - 149	17	40
1,1,2,2-Tetrachloroethane	1.6	U F2	28.9	18.6	F2	ug/Kg	☼	64	10 - 168	52	40
Acetone	23	U F1	57.8	111	F1	ug/Kg	☼	193	18 - 167	13	40
Benzene	0.76	U	28.9	19.6		ug/Kg	☼	68	32 - 131	18	40
Bromoform	2.6	U	28.9	15.0		ug/Kg	☼	52	10 - 122	29	40
Bromomethane	1.1	U	28.9	15.9		ug/Kg	☼	55	10 - 149	3	40
Carbon disulfide	1.3	U	28.9	18.8		ug/Kg	☼	65	10 - 134	15	40
Carbon tetrachloride	3.5	U	28.9	19.0		ug/Kg	☼	66	13 - 131	20	40
1,1,1-Trichloroethane	0.89	U	28.9	20.5		ug/Kg	☼	71	27 - 131	23	40
Chlorobenzene	0.99	U	28.9	17.1		ug/Kg	☼	59	16 - 129	31	40
1,3-Dichloropropane	1.1	U	28.9	20.8		ug/Kg	☼	72	44 - 126	22	39

Method: 8260B - Volatile Organic Compounds (GC/MS) (Continued)

Lab Sample ID: 240-124062-3 MSD **Client Sample ID: E-SB-DUP-01**
Matrix: Solid **Prep Type: Total/NA**
Analysis Batch: 417563 **Prep Batch: 417565**

Analyte	Sample Result	Sample Qualifier	Spike Added	MSD Result	MSD Qualifier	Unit	D	%Rec	%Rec. Limits	RPD	RPD Limit
Chloroethane	1.3	U	28.9	22.3		ug/Kg	☼	77	10 - 155	30	40
1,2-Dibromo-3-Chloropropane	3.9	U F2	28.9	12.6	F2	ug/Kg	☼	43	10 - 135	51	40
Chloroform	0.85	U	28.9	20.1		ug/Kg	☼	70	38 - 129	21	40
Chloromethane	1.1	U	28.9	18.8		ug/Kg	☼	65	20 - 140	22	40
cis-1,2-Dichloroethene	0.71	U	28.9	20.5		ug/Kg	☼	71	35 - 130	23	40
cis-1,3-Dichloropropene	1.6	U	28.9	14.0		ug/Kg	☼	49	12 - 131	4	40
Bromodichloromethane	0.74	U	28.9	19.5		ug/Kg	☼	67	18 - 125	13	40
1,1,2-Trichloro-1,2,2-trifluoroethane	1.4	U	28.9	19.5		ug/Kg	☼	68	30 - 145	25	40
Dichlorodifluoromethane	1.0	U	28.9	15.6		ug/Kg	☼	54	10 - 141	22	40
1,2,4-Trichlorobenzene	0.62	U	28.9	6.94		ug/Kg	☼	24	10 - 120	27	40
Ethylbenzene	1.1	U	28.9	18.0		ug/Kg	☼	62	12 - 133	27	40
1,2-Dibromoethane	0.83	U	28.9	19.4		ug/Kg	☼	67	24 - 138	17	40
2,2-Dichloropropane	1.3	U	28.9	18.8		ug/Kg	☼	65	34 - 124	22	40
1,2-Dichlorobenzene	1.2	U F2	28.9	12.3	F2	ug/Kg	☼	43	10 - 131	45	40
1,3-Dichlorobenzene	0.88	U F2	28.9	12.4	F2	ug/Kg	☼	43	10 - 131	42	40
1,4-Dichlorobenzene	0.96	U F2	28.9	13.0	F2	ug/Kg	☼	45	10 - 129	43	40
2-Chloroethyl vinyl ether	9.7	U	28.9	13.6	J	ug/Kg	☼	47	26 - 128	6	40
Isopropylbenzene	0.90	U	28.9	15.9		ug/Kg	☼	55	10 - 135	31	40
2-Chlorotoluene	1.0	U F2	28.9	14.5	F2	ug/Kg	☼	50	12 - 139	53	40
2-Butanone (MEK)	3.9	U	57.8	34.8		ug/Kg	☼	60	31 - 148	20	40
4-Methyl-2-pentanone (MIBK)	4.0	U	57.8	36.4		ug/Kg	☼	63	29 - 140	9	40
Bromobenzene	1.3	U F2	28.9	14.6	F2	ug/Kg	☼	51	16 - 136	52	40
Methyl tert-butyl ether	0.89	U	28.9	20.7		ug/Kg	☼	72	42 - 127	17	40
Bromochloromethane	0.64	U	28.9	20.5		ug/Kg	☼	71	50 - 125	17	39
Methylene Chloride	13	U	28.9	21.5	J	ug/Kg	☼	74	22 - 153	20	40
4-Chlorotoluene	0.93	U F2	28.9	14.4	F2	ug/Kg	☼	50	14 - 128	53	40
p-Isopropyltoluene	3.2	U F2	28.9	12.9	F2	ug/Kg	☼	45	10 - 135	46	40
Styrene	1.3	U	28.9	15.8		ug/Kg	☼	55	10 - 127	30	40
m-Xylene & p-Xylene	0.85	U	28.9	16.7		ug/Kg	☼	58	10 - 132	32	40
o-Xylene	0.93	U	28.9	16.9		ug/Kg	☼	58	11 - 134	31	40
Hexachlorobutadiene	4.1	U	28.9	10.2		ug/Kg	☼	35	10 - 120	34	40
Tetrachloroethene	0.79	U	28.9	16.7		ug/Kg	☼	58	13 - 144	35	40
Dibromomethane	0.72	U	28.9	22.0		ug/Kg	☼	76	30 - 126	20	39
Toluene	0.84	U	28.9	19.2		ug/Kg	☼	67	20 - 141	30	40
Naphthalene	2.9	U	28.9	6.35		ug/Kg	☼	22	10 - 120	19	40
trans-1,2-Dichloroethene	0.50	U	28.9	20.7		ug/Kg	☼	72	31 - 138	23	40
n-Butylbenzene	3.8	U F2	28.9	11.2	F2	ug/Kg	☼	39	10 - 141	41	40
trans-1,3-Dichloropropene	1.1	U	28.9	14.1		ug/Kg	☼	49	10 - 123	17	40
N-Propylbenzene	0.79	U F2	28.9	14.8	F2	ug/Kg	☼	51	10 - 135	52	40
Trichloroethene	0.69	U	28.9	18.3		ug/Kg	☼	63	10 - 162	21	40
sec-Butylbenzene	0.94	U F2	28.9	13.4	F2	ug/Kg	☼	46	10 - 142	47	40
Trichlorofluoromethane	1.2	U	28.9	20.7		ug/Kg	☼	72	16 - 148	24	40
tert-Butylbenzene	0.98	U F2	28.9	13.9	F2	ug/Kg	☼	48	10 - 142	51	40
Vinyl chloride	0.91	U	28.9	19.5		ug/Kg	☼	68	15 - 150	27	40
Vinyl acetate	2.3	U F1	28.9	2.5	U F1	ug/Kg	☼	0	10 - 139	NC	40
tert-Butyl alcohol	18	U	289	207	J	ug/Kg	☼	72	45 - 139	11	40
Xylenes, Total	1.7	U	57.8	33.6		ug/Kg	☼	58	10 - 134	32	40

Method: 8260B - Volatile Organic Compounds (GC/MS) (Continued)

Lab Sample ID: 240-124062-3 MSD **Client Sample ID: E-SB-DUP-01**
Matrix: Solid **Prep Type: Total/NA**
Analysis Batch: 417563 **Prep Batch: 417565**

Surrogate	MSD %Recovery	MSD Qualifier	Limits
1,2-Dichloroethane-d4 (Surr)	*89*		*59 - 120*
4-Bromofluorobenzene (Surr)	*99*		*51 - 127*
Toluene-d8 (Surr)	*88*		*64 - 124*
Dibromofluoromethane (Surr)	*83*		*56 - 122*

Lab Sample ID: MB 240-417660/7 **Client Sample ID: Method Blank**
Matrix: Water **Prep Type: Total/NA**
Analysis Batch: 417660

Analyte	MB Result	MB Qualifier	RL	MDL	Unit	D	Prepared	Analyzed	Dil Fac
1,1,1,2-Tetrachloroethane	0.14	U	1.0	0.14	ug/L			12/30/19 12:35	1
1,1-Dichloropropene	0.14	U	1.0	0.14	ug/L			12/30/19 12:35	1
1,1-Dichloroethane	0.17	U	1.0	0.17	ug/L			12/30/19 12:35	1
1,2,3-Trichlorobenzene	0.54	U	1.0	0.54	ug/L			12/30/19 12:35	1
1,2,3-Trichloropropane	0.24	U	1.0	0.24	ug/L			12/30/19 12:35	1
1,2-Dichloroethane	0.21	U	1.0	0.21	ug/L			12/30/19 12:35	1
1,1-Dichloroethene	0.19	U	1.0	0.19	ug/L			12/30/19 12:35	1
1,2,3-Trimethylbenzene	0.14	U	5.0	0.14	ug/L			12/30/19 12:35	1
1,2-Dichloropropane	0.15	U	1.0	0.15	ug/L			12/30/19 12:35	1
1,2,4-Trimethylbenzene	0.070	U	1.0	0.070	ug/L			12/30/19 12:35	1
2-Hexanone	0.54	U	10	0.54	ug/L			12/30/19 12:35	1
1,1,2,2-Tetrachloroethane	0.13	U	1.0	0.13	ug/L			12/30/19 12:35	1
Acetone	5.4	U	10	5.4	ug/L			12/30/19 12:35	1
Benzene	0.13	U	1.0	0.13	ug/L			12/30/19 12:35	1
Bromoform	0.76	U	1.0	0.76	ug/L			12/30/19 12:35	1
Bromomethane	0.42	U	1.0	0.42	ug/L			12/30/19 12:35	1
Carbon disulfide	0.28	U	1.0	0.28	ug/L			12/30/19 12:35	1
Carbon tetrachloride	0.26	U	1.0	0.26	ug/L			12/30/19 12:35	1
1,1,1-Trichloroethane	0.24	U	1.0	0.24	ug/L			12/30/19 12:35	1
Chlorobenzene	0.14	U	1.0	0.14	ug/L			12/30/19 12:35	1
1,3-Dichloropropane	0.21	U	1.0	0.21	ug/L			12/30/19 12:35	1
Chloroethane	0.83	U	1.0	0.83	ug/L			12/30/19 12:35	1
1,2-Dibromo-3-Chloropropane	0.91	U	2.0	0.91	ug/L			12/30/19 12:35	1
Chloroform	0.13	U	1.0	0.13	ug/L			12/30/19 12:35	1
Chloromethane	0.20	U	1.0	0.20	ug/L			12/30/19 12:35	1
cis-1,2-Dichloroethene	0.16	U	1.0	0.16	ug/L			12/30/19 12:35	1
cis-1,3-Dichloropropene	0.61	U	1.0	0.61	ug/L			12/30/19 12:35	1
Bromodichloromethane	0.17	U	1.0	0.17	ug/L			12/30/19 12:35	1
1,1,2-Trichlorotrifluoroethane	0.41	U	1.0	0.41	ug/L			12/30/19 12:35	1
Dichlorodifluoromethane	0.35	U	1.0	0.35	ug/L			12/30/19 12:35	1
1,2,4-Trichlorobenzene	0.26	U	1.0	0.26	ug/L			12/30/19 12:35	1
Ethylbenzene	0.11	U	1.0	0.11	ug/L			12/30/19 12:35	1
1,2-Dibromoethane	0.12	U	1.0	0.12	ug/L			12/30/19 12:35	1
2,2-Dichloropropane	0.31	U	1.0	0.31	ug/L			12/30/19 12:35	1
1,2-Dichlorobenzene	0.15	U	1.0	0.15	ug/L			12/30/19 12:35	1
1,3-Dichlorobenzene	0.15	U	1.0	0.15	ug/L			12/30/19 12:35	1
1,4-Dichlorobenzene	0.16	U	1.0	0.16	ug/L			12/30/19 12:35	1
2-Chloroethyl vinyl ether	0.26	U	10	0.26	ug/L			12/30/19 12:35	1

Method: 8260B - Volatile Organic Compounds (GC/MS) (Continued)

Lab Sample ID: MB 240-417660/7 **Client Sample ID: Method Blank**
Matrix: Water **Prep Type: Total/NA**
Analysis Batch: 417660

Analyte	MB Result	MB Qualifier	RL	MDL	Unit	D	Prepared	Analyzed	Dil Fac
Isopropylbenzene	0.090	U	1.0	0.090	ug/L			12/30/19 12:35	1
2-Chlorotoluene	0.15	U	1.0	0.15	ug/L			12/30/19 12:35	1
2-Butanone (MEK)	1.2	U	10	1.2	ug/L			12/30/19 12:35	1
4-Methyl-2-pentanone (MIBK)	0.42	U	10	0.42	ug/L			12/30/19 12:35	1
Bromobenzene	0.12	U	1.0	0.12	ug/L			12/30/19 12:35	1
Methyl tert-butyl ether	0.070	U	1.0	0.070	ug/L			12/30/19 12:35	1
Bromochloromethane	0.14	U	1.0	0.14	ug/L			12/30/19 12:35	1
Methylene Chloride	2.6	U	5.0	2.6	ug/L			12/30/19 12:35	1
4-Chlorotoluene	0.090	U	1.0	0.090	ug/L			12/30/19 12:35	1
4-Isopropyltoluene	0.13	U	1.0	0.13	ug/L			12/30/19 12:35	1
Styrene	0.10	U	1.0	0.10	ug/L			12/30/19 12:35	1
m-Xylene & p-Xylene	0.080	U	2.0	0.080	ug/L			12/30/19 12:35	1
o-Xylene	0.090	U	1.0	0.090	ug/L			12/30/19 12:35	1
Hexachlorobutadiene	0.83	U	1.0	0.83	ug/L			12/30/19 12:35	1
Tetrachloroethene	0.15	U	1.0	0.15	ug/L			12/30/19 12:35	1
Dibromomethane	0.090	U	1.0	0.090	ug/L			12/30/19 12:35	1
Toluene	0.14	U	1.0	0.14	ug/L			12/30/19 12:35	1
Diisopropyl ether	0.17	U	10	0.17	ug/L			12/30/19 12:35	1
Naphthalene	0.32	U	1.0	0.32	ug/L			12/30/19 12:35	1
trans-1,2-Dichloroethene	0.19	U	1.0	0.19	ug/L			12/30/19 12:35	1
n-Butylbenzene	0.14	U	1.0	0.14	ug/L			12/30/19 12:35	1
trans-1,3-Dichloropropene	0.67	U	1.0	0.67	ug/L			12/30/19 12:35	1
N-Propylbenzene	0.15	U	1.0	0.15	ug/L			12/30/19 12:35	1
Trichloroethene	0.10	U	1.0	0.10	ug/L			12/30/19 12:35	1
sec-Butylbenzene	0.13	U	1.0	0.13	ug/L			12/30/19 12:35	1
Trichlorofluoromethane	0.45	U	1.0	0.45	ug/L			12/30/19 12:35	1
Tert-amyl methyl ether	0.11	U	5.0	0.11	ug/L			12/30/19 12:35	1
Ethyl tert-butyl ether	0.15	U	5.0	0.15	ug/L			12/30/19 12:35	1
tert-Butylbenzene	0.14	U	1.0	0.14	ug/L			12/30/19 12:35	1
Vinyl chloride	0.20	U	1.0	0.20	ug/L			12/30/19 12:35	1
Vinyl acetate	0.19	U	2.0	0.19	ug/L			12/30/19 12:35	1
tert-Butyl alcohol	1.7	U	40	1.7	ug/L			12/30/19 12:35	1
Xylenes, Total	0.15	U	2.0	0.15	ug/L			12/30/19 12:35	1
Chlorodibromomethane	0.39	U	1.0	0.39	ug/L			12/30/19 12:35	1

Surrogate	*MB %Recovery*	*MB Qualifier*	*Limits*	*Prepared*	*Analyzed*	*Dil Fac*
1,2-Dichloroethane-d4 (Surr)	*103*		*75 - 130*		*12/30/19 12:35*	*1*
4-Bromofluorobenzene (Surr)	*74*		*47 - 134*		*12/30/19 12:35*	*1*
Toluene-d8 (Surr)	*96*		*69 - 122*		*12/30/19 12:35*	*1*
Dibromofluoromethane (Surr)	*113*		*78 - 129*		*12/30/19 12:35*	*1*

Lab Sample ID: LCS 240-417660/4 **Client Sample ID: Lab Control Sample**
Matrix: Water **Prep Type: Total/NA**
Analysis Batch: 417660

Analyte	Spike Added	LCS Result	LCS Qualifier	Unit	D	%Rec	%Rec. Limits
1,1,1,2-Tetrachloroethane	10.0	10.5		ug/L		105	77 - 120
1,1-Dichloropropene	10.0	10.2		ug/L		102	78 - 120

Method: 8260B - Volatile Organic Compounds (GC/MS) (Continued)

Lab Sample ID: LCS 240-417660/4
Matrix: Water
Analysis Batch: 417660

Client Sample ID: Lab Control Sample
Prep Type: Total/NA

Analyte	Spike Added	LCS Result	LCS Qualifier	Unit	D	%Rec	%Rec. Limits
1,1-Dichloroethane	10.0	10.6		ug/L		106	74 - 126
1,2,3-Trichlorobenzene	10.0	8.77		ug/L		88	42 - 126
1,2,3-Trichloropropane	10.0	11.4		ug/L		114	57 - 137
1,2-Dichloroethane	10.0	9.35		ug/L		93	66 - 129
1,1-Dichloroethene	10.0	9.57		ug/L		96	73 - 129
1,2-Dichloropropane	10.0	11.3		ug/L		113	79 - 127
1,2,4-Trimethylbenzene	10.0	9.61		ug/L		96	66 - 129
2-Hexanone	20.0	25.4		ug/L		127	43 - 142
1,1,2,2-Tetrachloroethane	10.0	10.9		ug/L		109	45 - 151
Acetone	20.0	21.7		ug/L		109	33 - 155
Benzene	10.0	10.1		ug/L		101	77 - 123
Bromoform	10.0	10.6		ug/L		106	47 - 133
Bromomethane	10.0	7.86		ug/L		79	48 - 144
Carbon disulfide	10.0	9.97		ug/L		100	67 - 127
Carbon tetrachloride	10.0	10.4		ug/L		104	61 - 142
1,1,1-Trichloroethane	10.0	9.47		ug/L		95	65 - 141
Chlorobenzene	10.0	10.7		ug/L		107	80 - 120
1,3-Dichloropropane	10.0	11.1		ug/L		111	74 - 122
Chloroethane	10.0	8.34		ug/L		83	41 - 147
1,2-Dibromo-3-Chloropropane	10.0	9.47		ug/L		95	34 - 136
Chloroform	10.0	9.34		ug/L		93	74 - 127
Chloromethane	10.0	9.88		ug/L		99	46 - 148
cis-1,2-Dichloroethene	10.0	9.92		ug/L		99	75 - 124
cis-1,3-Dichloropropene	10.0	10.4		ug/L		104	68 - 128
Bromodichloromethane	10.0	9.84		ug/L		98	73 - 122
1,1,2-Trichlorotrifluoroethane	10.0	10.2		ug/L		102	54 - 148
Dichlorodifluoromethane	10.0	8.72		ug/L		87	35 - 137
1,2,4-Trichlorobenzene	10.0	7.73		ug/L		77	47 - 120
Ethylbenzene	10.0	11.2		ug/L		112	80 - 120
1,2-Dibromoethane	10.0	11.1		ug/L		111	73 - 120
2,2-Dichloropropane	10.0	9.06		ug/L		91	67 - 137
1,2-Dichlorobenzene	10.0	9.98		ug/L		100	74 - 120
1,3-Dichlorobenzene	10.0	9.63		ug/L		96	74 - 120
1,4-Dichlorobenzene	10.0	9.17		ug/L		92	75 - 120
2-Chloroethyl vinyl ether	10.0	9.59	J	ug/L		96	29 - 146
Isopropylbenzene	10.0	10.7		ug/L		107	73 - 123
2-Chlorotoluene	10.0	10.1		ug/L		101	73 - 126
2-Butanone (MEK)	20.0	23.4		ug/L		117	41 - 151
4-Methyl-2-pentanone (MIBK)	20.0	22.0		ug/L		110	43 - 145
Bromobenzene	10.0	9.63		ug/L		96	77 - 120
Methyl tert-butyl ether	10.0	10.4		ug/L		104	57 - 127
Bromochloromethane	10.0	10.5		ug/L		105	70 - 128
Methylene Chloride	10.0	10.1		ug/L		101	63 - 134
4-Chlorotoluene	10.0	10.6		ug/L		106	73 - 126
4-Isopropyltoluene	10.0	10.1		ug/L		101	66 - 127
Styrene	10.0	11.5		ug/L		115	75 - 121
m-Xylene & p-Xylene	10.0	11.1		ug/L		111	79 - 121
o-Xylene	10.0	11.1		ug/L		111	75 - 123
Hexachlorobutadiene	10.0	7.13		ug/L		71	40 - 120

Method: 8260B - Volatile Organic Compounds (GC/MS) (Continued)

Lab Sample ID: LCS 240-417660/4 **Client Sample ID: Lab Control Sample**
Matrix: Water **Prep Type: Total/NA**
Analysis Batch: 417660

Analyte	Spike Added	LCS Result	LCS Qualifier	Unit	D	%Rec	%Rec. Limits
Tetrachloroethene	10.0	10.1		ug/L		101	70 - 125
Dibromomethane	10.0	9.96		ug/L		100	67 - 121
Toluene	10.0	11.0		ug/L		110	79 - 122
Naphthalene	10.0	7.46		ug/L		75	28 - 130
trans-1,2-Dichloroethene	10.0	10.6		ug/L		106	74 - 130
n-Butylbenzene	10.0	9.12		ug/L		91	54 - 129
trans-1,3-Dichloropropene	10.0	10.7		ug/L		107	64 - 120
N-Propylbenzene	10.0	10.6		ug/L		106	67 - 130
Trichloroethene	10.0	9.79		ug/L		98	71 - 121
sec-Butylbenzene	10.0	9.73		ug/L		97	60 - 131
Trichlorofluoromethane	10.0	8.52		ug/L		85	52 - 148
tert-Butylbenzene	10.0	9.89		ug/L		99	63 - 126
Vinyl chloride	10.0	9.43		ug/L		94	61 - 134
Vinyl acetate	10.0	8.84		ug/L		88	44 - 160
tert-Butyl alcohol	100	109		ug/L		109	15 - 169
Xylenes, Total	20.0	22.2		ug/L		111	78 - 122

Surrogate	*LCS %Recovery*	*LCS Qualifier*	*Limits*
1,2-Dichloroethane-d4 (Surr)	*89*		*75 - 130*
4-Bromofluorobenzene (Surr)	*106*		*47 - 134*
Toluene-d8 (Surr)	*110*		*69 - 122*
Dibromofluoromethane (Surr)	*100*		*78 - 129*

Lab Sample ID: MB 240-417817/7 **Client Sample ID: Method Blank**
Matrix: Water **Prep Type: Total/NA**
Analysis Batch: 417817

Analyte	MB Result	MB Qualifier	RL	MDL	Unit	D	Prepared	Analyzed	Dil Fac
1,1,1,2-Tetrachloroethane	0.14	U	1.0	0.14	ug/L			12/31/19 13:28	1
1,1-Dichloropropene	0.14	U	1.0	0.14	ug/L			12/31/19 13:28	1
1,1-Dichloroethane	0.17	U	1.0	0.17	ug/L			12/31/19 13:28	1
1,2,3-Trichlorobenzene	0.54	U	1.0	0.54	ug/L			12/31/19 13:28	1
1,2,3-Trichloropropane	0.24	U	1.0	0.24	ug/L			12/31/19 13:28	1
1,2-Dichloroethane	0.21	U	1.0	0.21	ug/L			12/31/19 13:28	1
1,1-Dichloroethene	0.19	U	1.0	0.19	ug/L			12/31/19 13:28	1
1,2,3-Trimethylbenzene	0.14	U	5.0	0.14	ug/L			12/31/19 13:28	1
1,2-Dichloropropane	0.15	U	1.0	0.15	ug/L			12/31/19 13:28	1
1,2,4-Trimethylbenzene	0.070	U	1.0	0.070	ug/L			12/31/19 13:28	1
2-Hexanone	0.54	U	10	0.54	ug/L			12/31/19 13:28	1
1,1,2,2-Tetrachloroethane	0.13	U	1.0	0.13	ug/L			12/31/19 13:28	1
Acetone	5.4	U	10	5.4	ug/L			12/31/19 13:28	1
Benzene	0.13	U	1.0	0.13	ug/L			12/31/19 13:28	1
Bromoform	0.76	U	1.0	0.76	ug/L			12/31/19 13:28	1
Bromomethane	0.42	U	1.0	0.42	ug/L			12/31/19 13:28	1
Carbon disulfide	0.28	U	1.0	0.28	ug/L			12/31/19 13:28	1
Carbon tetrachloride	0.26	U	1.0	0.26	ug/L			12/31/19 13:28	1
1,1,1-Trichloroethane	0.24	U	1.0	0.24	ug/L			12/31/19 13:28	1
Chlorobenzene	0.14	U	1.0	0.14	ug/L			12/31/19 13:28	1

Method: 8260B - Volatile Organic Compounds (GC/MS) (Continued)

Lab Sample ID: MB 240-417817/7 **Client Sample ID: Method Blank**
Matrix: Water **Prep Type: Total/NA**
Analysis Batch: 417817

Analyte	MB Result	MB Qualifier	RL	MDL	Unit	D	Prepared	Analyzed	Dil Fac
1,3-Dichloropropane	0.21	U	1.0	0.21	ug/L			12/31/19 13:28	1
Chloroethane	0.83	U	1.0	0.83	ug/L			12/31/19 13:28	1
1,2-Dibromo-3-Chloropropane	0.91	U	2.0	0.91	ug/L			12/31/19 13:28	1
Chloroform	0.13	U	1.0	0.13	ug/L			12/31/19 13:28	1
Chloromethane	0.20	U	1.0	0.20	ug/L			12/31/19 13:28	1
cis-1,2-Dichloroethene	0.16	U	1.0	0.16	ug/L			12/31/19 13:28	1
cis-1,3-Dichloropropene	0.61	U	1.0	0.61	ug/L			12/31/19 13:28	1
Bromodichloromethane	0.17	U	1.0	0.17	ug/L			12/31/19 13:28	1
1,1,2-Trichlorotrifluoroethane	0.41	U	1.0	0.41	ug/L			12/31/19 13:28	1
Dichlorodifluoromethane	0.35	U	1.0	0.35	ug/L			12/31/19 13:28	1
1,2,4-Trichlorobenzene	0.26	U	1.0	0.26	ug/L			12/31/19 13:28	1
Ethylbenzene	0.11	U	1.0	0.11	ug/L			12/31/19 13:28	1
1,2-Dibromoethane	0.12	U	1.0	0.12	ug/L			12/31/19 13:28	1
2,2-Dichloropropane	0.31	U	1.0	0.31	ug/L			12/31/19 13:28	1
1,2-Dichlorobenzene	0.15	U	1.0	0.15	ug/L			12/31/19 13:28	1
1,3-Dichlorobenzene	0.15	U	1.0	0.15	ug/L			12/31/19 13:28	1
1,4-Dichlorobenzene	0.16	U	1.0	0.16	ug/L			12/31/19 13:28	1
2-Chloroethyl vinyl ether	0.26	U	10	0.26	ug/L			12/31/19 13:28	1
Isopropylbenzene	0.090	U	1.0	0.090	ug/L			12/31/19 13:28	1
2-Chlorotoluene	0.15	U	1.0	0.15	ug/L			12/31/19 13:28	1
2-Butanone (MEK)	1.2	U	10	1.2	ug/L			12/31/19 13:28	1
4-Methyl-2-pentanone (MIBK)	0.42	U	10	0.42	ug/L			12/31/19 13:28	1
Bromobenzene	0.12	U	1.0	0.12	ug/L			12/31/19 13:28	1
Methyl tert-butyl ether	0.070	U	1.0	0.070	ug/L			12/31/19 13:28	1
Bromochloromethane	0.14	U	1.0	0.14	ug/L			12/31/19 13:28	1
Methylene Chloride	2.6	U	5.0	2.6	ug/L			12/31/19 13:28	1
4-Chlorotoluene	0.090	U	1.0	0.090	ug/L			12/31/19 13:28	1
4-Isopropyltoluene	0.13	U	1.0	0.13	ug/L			12/31/19 13:28	1
Styrene	0.10	U	1.0	0.10	ug/L			12/31/19 13:28	1
m-Xylene & p-Xylene	0.080	U	2.0	0.080	ug/L			12/31/19 13:28	1
o-Xylene	0.090	U	1.0	0.090	ug/L			12/31/19 13:28	1
Hexachlorobutadiene	0.83	U	1.0	0.83	ug/L			12/31/19 13:28	1
Tetrachloroethene	0.15	U	1.0	0.15	ug/L			12/31/19 13:28	1
Dibromomethane	0.090	U	1.0	0.090	ug/L			12/31/19 13:28	1
Toluene	0.14	U	1.0	0.14	ug/L			12/31/19 13:28	1
Diisopropyl ether	0.17	U	10	0.17	ug/L			12/31/19 13:28	1
Naphthalene	0.32	U	1.0	0.32	ug/L			12/31/19 13:28	1
trans-1,2-Dichloroethene	0.19	U	1.0	0.19	ug/L			12/31/19 13:28	1
n-Butylbenzene	0.14	U	1.0	0.14	ug/L			12/31/19 13:28	1
trans-1,3-Dichloropropene	0.67	U	1.0	0.67	ug/L			12/31/19 13:28	1
N-Propylbenzene	0.15	U	1.0	0.15	ug/L			12/31/19 13:28	1
Trichloroethene	0.10	U	1.0	0.10	ug/L			12/31/19 13:28	1
sec-Butylbenzene	0.13	U	1.0	0.13	ug/L			12/31/19 13:28	1
Trichlorofluoromethane	0.45	U	1.0	0.45	ug/L			12/31/19 13:28	1
Tert-amyl methyl ether	0.11	U	5.0	0.11	ug/L			12/31/19 13:28	1
Ethyl tert-butyl ether	0.15	U	5.0	0.15	ug/L			12/31/19 13:28	1
tert-Butylbenzene	0.14	U	1.0	0.14	ug/L			12/31/19 13:28	1
Vinyl chloride	0.20	U	1.0	0.20	ug/L			12/31/19 13:28	1
Vinyl acetate	0.19	U	2.0	0.19	ug/L			12/31/19 13:28	1

Method: 8260B - Volatile Organic Compounds (GC/MS) (Continued)

Lab Sample ID: MB 240-417817/7 **Client Sample ID: Method Blank**
Matrix: Water **Prep Type: Total/NA**
Analysis Batch: 417817

Analyte	MB Result	MB Qualifier	RL	MDL	Unit	D	Prepared	Analyzed	Dil Fac
tert-Butyl alcohol	1.7	U	40	1.7	ug/L			12/31/19 13:28	1
Xylenes, Total	0.15	U	2.0	0.15	ug/L			12/31/19 13:28	1
Chlorodibromomethane	0.39	U	1.0	0.39	ug/L			12/31/19 13:28	1

Surrogate	*MB %Recovery*	*MB Qualifier*	*Limits*	*Prepared*	*Analyzed*	*Dil Fac*
1,2-Dichloroethane-d4 (Surr)	*114*		*75 - 130*		*12/31/19 13:28*	*1*
4-Bromofluorobenzene (Surr)	*81*		*47 - 134*		*12/31/19 13:28*	*1*
Toluene-d8 (Surr)	*101*		*69 - 122*		*12/31/19 13:28*	*1*
Dibromofluoromethane (Surr)	*113*		*78 - 129*		*12/31/19 13:28*	*1*

Lab Sample ID: LCS 240-417817/4 **Client Sample ID: Lab Control Sample**
Matrix: Water **Prep Type: Total/NA**
Analysis Batch: 417817

Analyte	Spike Added	LCS Result	LCS Qualifier	Unit	D	%Rec	%Rec. Limits
1,1,1,2-Tetrachloroethane	10.0	11.5		ug/L		115	77 - 120
1,1-Dichloropropene	10.0	10.8		ug/L		108	78 - 120
1,1-Dichloroethane	10.0	11.0		ug/L		110	74 - 126
1,2,3-Trichlorobenzene	10.0	9.91		ug/L		99	42 - 126
1,2,3-Trichloropropane	10.0	11.8		ug/L		118	57 - 137
1,2-Dichloroethane	10.0	10.1		ug/L		101	66 - 129
1,1-Dichloroethene	10.0	9.79		ug/L		98	73 - 129
1,2-Dichloropropane	10.0	11.9		ug/L		119	79 - 127
1,2,4-Trimethylbenzene	10.0	10.3		ug/L		103	66 - 129
2-Hexanone	20.0	26.9		ug/L		135	43 - 142
1,1,2,2-Tetrachloroethane	10.0	12.8		ug/L		128	45 - 151
Acetone	20.0	23.4		ug/L		117	33 - 155
Benzene	10.0	10.6		ug/L		106	77 - 123
Bromoform	10.0	11.8		ug/L		118	47 - 133
Bromomethane	10.0	7.64		ug/L		76	48 - 144
Carbon disulfide	10.0	10.0		ug/L		100	67 - 127
Carbon tetrachloride	10.0	11.2		ug/L		112	61 - 142
1,1,1-Trichloroethane	10.0	10.2		ug/L		102	65 - 141
Chlorobenzene	10.0	10.9		ug/L		109	80 - 120
1,3-Dichloropropane	10.0	12.4	*	ug/L		124	74 - 122
Chloroethane	10.0	8.50		ug/L		85	41 - 147
1,2-Dibromo-3-Chloropropane	10.0	12.0		ug/L		120	34 - 136
Chloroform	10.0	10.1		ug/L		101	74 - 127
Chloromethane	10.0	9.49		ug/L		95	46 - 148
cis-1,2-Dichloroethene	10.0	10.6		ug/L		106	75 - 124
cis-1,3-Dichloropropene	10.0	11.1		ug/L		111	68 - 128
Bromodichloromethane	10.0	10.4		ug/L		104	73 - 122
1,1,2-Trichlorotrifluoroethane	10.0	10.0		ug/L		100	54 - 148
Dichlorodifluoromethane	10.0	8.44		ug/L		84	35 - 137
1,2,4-Trichlorobenzene	10.0	8.84		ug/L		88	47 - 120
Ethylbenzene	10.0	11.5		ug/L		115	80 - 120
1,2-Dibromoethane	10.0	12.0		ug/L		120	73 - 120
2,2-Dichloropropane	10.0	10.0		ug/L		100	67 - 137

Method: 8260B - Volatile Organic Compounds (GC/MS) (Continued)

Lab Sample ID: LCS 240-417817/4
Matrix: Water
Analysis Batch: 417817

Client Sample ID: Lab Control Sample
Prep Type: Total/NA

Analyte	Spike Added	LCS Result	LCS Qualifier	Unit	D	%Rec	%Rec. Limits
1,2-Dichlorobenzene	10.0	10.7		ug/L		107	74 - 120
1,3-Dichlorobenzene	10.0	10.4		ug/L		104	74 - 120
1,4-Dichlorobenzene	10.0	10.1		ug/L		101	75 - 120
2-Chloroethyl vinyl ether	10.0	10.2		ug/L		102	29 - 146
Isopropylbenzene	10.0	11.4		ug/L		114	73 - 123
2-Chlorotoluene	10.0	11.1		ug/L		111	73 - 126
2-Butanone (MEK)	20.0	26.9		ug/L		134	41 - 151
4-Methyl-2-pentanone (MIBK)	20.0	25.7		ug/L		128	43 - 145
Bromobenzene	10.0	10.7		ug/L		107	77 - 120
Methyl tert-butyl ether	10.0	11.4		ug/L		114	57 - 127
Bromochloromethane	10.0	10.9		ug/L		109	70 - 128
Methylene Chloride	10.0	10.2		ug/L		102	63 - 134
4-Chlorotoluene	10.0	11.3		ug/L		113	73 - 126
4-Isopropyltoluene	10.0	11.0		ug/L		110	66 - 127
Styrene	10.0	12.1		ug/L		121	75 - 121
m-Xylene & p-Xylene	10.0	11.5		ug/L		115	79 - 121
o-Xylene	10.0	11.8		ug/L		118	75 - 123
Hexachlorobutadiene	10.0	7.67		ug/L		77	40 - 120
Tetrachloroethene	10.0	10.3		ug/L		103	70 - 125
Dibromomethane	10.0	10.6		ug/L		106	67 - 121
Toluene	10.0	11.3		ug/L		113	79 - 122
Naphthalene	10.0	8.63		ug/L		86	28 - 130
trans-1,2-Dichloroethene	10.0	11.0		ug/L		110	74 - 130
n-Butylbenzene	10.0	10.1		ug/L		101	54 - 129
trans-1,3-Dichloropropene	10.0	11.4		ug/L		114	64 - 120
N-Propylbenzene	10.0	11.3		ug/L		113	67 - 130
Trichloroethene	10.0	10.1		ug/L		101	71 - 121
sec-Butylbenzene	10.0	10.8		ug/L		108	60 - 131
Trichlorofluoromethane	10.0	8.79		ug/L		88	52 - 148
tert-Butylbenzene	10.0	10.8		ug/L		108	63 - 126
Vinyl chloride	10.0	9.10		ug/L		91	61 - 134
Vinyl acetate	10.0	9.57		ug/L		96	44 - 160
tert-Butyl alcohol	100	125		ug/L		125	15 - 169
Xylenes, Total	20.0	23.3		ug/L		117	78 - 122

Surrogate	*LCS %Recovery*	*LCS Qualifier*	*Limits*
1,2-Dichloroethane-d4 (Surr)	*95*		*75 - 130*
4-Bromofluorobenzene (Surr)	*106*		*47 - 134*
Toluene-d8 (Surr)	*110*		*69 - 122*
Dibromofluoromethane (Surr)	*99*		*78 - 129*

Lab Sample ID: 240-124062-7 MS
Matrix: Water
Analysis Batch: 417817

Client Sample ID: WC-W-PILES-121719
Prep Type: Total/NA

Analyte	Sample Result	Sample Qualifier	Spike Added	MS Result	MS Qualifier	Unit	D	%Rec	%Rec. Limits
1,1,1,2-Tetrachloroethane	180	U	12500	14200		ug/L		114	67 - 120
1,1-Dichloropropene	180	U	12500	13000		ug/L		104	56 - 126

Method: 8260B - Volatile Organic Compounds (GC/MS) (Continued)

Lab Sample ID: 240-124062-7 MS **Client Sample ID: WC-W-PILES-121719**
Matrix: Water **Prep Type: Total/NA**
Analysis Batch: 417817

Analyte	Sample Result	Sample Qualifier	Spike Added	MS Result	MS Qualifier	Unit	D	%Rec	%Rec. Limits
1,1-Dichloroethane	210	U	12500	13700		ug/L		110	71 - 121
1,2,3-Trichlorobenzene	680	U	12500	11100		ug/L		89	32 - 122
1,2,3-Trichloropropane	300	U	12500	14600		ug/L		117	53 - 137
1,2-Dichloroethane	260	U	12500	13000		ug/L		104	65 - 127
1,1-Dichloroethene	240	U	12500	12100		ug/L		97	64 - 132
1,2-Dichloropropane	190	U	12500	14600		ug/L		117	73 - 125
1,2,4-Trimethylbenzene	88	U	12500	12100		ug/L		97	49 - 120
2-Hexanone	680	U	25000	33500		ug/L		134	44 - 142
1,1,2,2-Tetrachloroethane	160	U	12500	15200		ug/L		121	37 - 149
Acetone	86000		25000	94800		ug/L		35	32 - 157
Benzene	160	U	12500	13100		ug/L		105	70 - 121
Bromoform	950	U	12500	15000		ug/L		120	41 - 128
Bromomethane	530	U	12500	10700		ug/L		86	41 - 136
Carbon disulfide	350	U	12500	12900		ug/L		104	54 - 131
Carbon tetrachloride	330	U	12500	14400		ug/L		115	53 - 142
1,1,1-Trichloroethane	300	U	12500	13100		ug/L		105	62 - 135
Chlorobenzene	180	U	12500	13900		ug/L		111	73 - 120
1,3-Dichloropropane	260	U *	12500	15100		ug/L		121	65 - 125
Chloroethane	1000	U	12500	10200		ug/L		82	37 - 142
1,2-Dibromo-3-Chloropropane	1100	U	12500	13500		ug/L		108	31 - 130
Chloroform	160	U	12500	12900		ug/L		103	66 - 126
Chloromethane	250	U	12500	11900		ug/L		95	33 - 146
cis-1,2-Dichloroethene	200	U	12500	12700		ug/L		101	68 - 121
cis-1,3-Dichloropropene	760	U	12500	13200		ug/L		105	56 - 121
Bromodichloromethane	210	U	12500	13300		ug/L		106	69 - 120
1,1,2-Trichlorotrifluoroethane	510	U	12500	12300		ug/L		98	41 - 145
Dichlorodifluoromethane	440	U	12500	10200		ug/L		82	27 - 132
1,2,4-Trichlorobenzene	330	U	12500	9290		ug/L		74	37 - 120
Ethylbenzene	140	U	12500	14600		ug/L		117	66 - 122
1,2-Dibromoethane	150	U	12500	14600		ug/L		116	66 - 120
2,2-Dichloropropane	390	U	12500	11100		ug/L		89	42 - 137
1,2-Dichlorobenzene	190	U	12500	12400		ug/L		99	65 - 120
1,3-Dichlorobenzene	190	U	12500	12100		ug/L		97	64 - 120
1,4-Dichlorobenzene	200	U	12500	12000		ug/L		96	65 - 120
2-Chloroethyl vinyl ether	330	U	12500	11900	J	ug/L		96	10 - 120
Isopropylbenzene	110	U	12500	13900		ug/L		111	56 - 122
2-Chlorotoluene	190	U	12500	12500		ug/L		100	50 - 130
2-Butanone (MEK)	1500	U	25000	30200		ug/L		121	40 - 147
4-Methyl-2-pentanone (MIBK)	530	U	25000	29200		ug/L		117	40 - 147
Bromobenzene	150	U	12500	12300		ug/L		98	66 - 120
Methyl tert-butyl ether	88	U	12500	13700		ug/L		110	50 - 126
Bromochloromethane	180	U	12500	13900		ug/L		111	73 - 120
Methylene Chloride	3300	U	12500	13300		ug/L		107	59 - 127
4-Chlorotoluene	110	U	12500	13000		ug/L		104	49 - 133
4-Isopropyltoluene	160	U	12500	12700		ug/L		102	39 - 133
Styrene	130	U	12500	15200		ug/L		121	57 - 126
m-Xylene & p-Xylene	100	U	12500	14400		ug/L		115	65 - 123
o-Xylene	110	U	12500	14700		ug/L		118	63 - 124
Hexachlorobutadiene	1000	U	12500	9130		ug/L		73	17 - 120

Method: 8260B - Volatile Organic Compounds (GC/MS) (Continued)

Lab Sample ID: 240-124062-7 MS **Client Sample ID: WC-W-PILES-121719**
Matrix: Water **Prep Type: Total/NA**
Analysis Batch: 417817

Analyte	Sample Result	Sample Qualifier	Spike Added	MS Result	MS Qualifier	Unit	D	%Rec	%Rec. Limits
Tetrachloroethene	190	U	12500	13200		ug/L		105	52 - 129
Dibromomethane	110	U	12500	13800		ug/L		110	68 - 120
Toluene	180	U	12500	14200		ug/L		114	68 - 124
Naphthalene	400	U	12500	9300		ug/L		74	30 - 125
trans-1,2-Dichloroethene	240	U	12500	13800		ug/L		110	69 - 126
n-Butylbenzene	180	U	12500	11400		ug/L		92	27 - 135
trans-1,3-Dichloropropene	840	U	12500	13500		ug/L		108	53 - 120
N-Propylbenzene	190	U	12500	12700		ug/L		102	40 - 136
Trichloroethene	130	U	12500	12700		ug/L		102	56 - 124
sec-Butylbenzene	160	U	12500	12300		ug/L		98	32 - 139
Trichlorofluoromethane	560	U	12500	12000		ug/L		96	45 - 152
tert-Butylbenzene	180	U	12500	12200		ug/L		97	36 - 133
Vinyl chloride	250	U	12500	12000		ug/L		96	49 - 136
Vinyl acetate	240	U	12500	8770		ug/L		70	28 - 165
tert-Butyl alcohol	2100	U	125000	129000		ug/L		103	70 - 130
Xylenes, Total	190	U	25000	29100		ug/L		116	64 - 124

Surrogate	*MS %Recovery*	*MS Qualifier*	*Limits*
1,2-Dichloroethane-d4 (Surr)	*102*		*75 - 130*
4-Bromofluorobenzene (Surr)	*112*		*47 - 134*
Toluene-d8 (Surr)	*114*		*69 - 122*
Dibromofluoromethane (Surr)	*105*		*78 - 129*

Lab Sample ID: 240-124062-7 MSD **Client Sample ID: WC-W-PILES-121719**
Matrix: Water **Prep Type: Total/NA**
Analysis Batch: 417817

Analyte	Sample Result	Sample Qualifier	Spike Added	MSD Result	MSD Qualifier	Unit	D	%Rec	%Rec. Limits	RPD	RPD Limit
1,1,1,2-Tetrachloroethane	180	U	12500	14300		ug/L		115	67 - 120	1	35
1,1-Dichloropropene	180	U	12500	12800		ug/L		103	56 - 126	1	31
1,1-Dichloroethane	210	U	12500	13600		ug/L		109	71 - 121	1	35
1,2,3-Trichlorobenzene	680	U	12500	11700		ug/L		94	32 - 122	6	24
1,2,3-Trichloropropane	300	U	12500	14900		ug/L		119	53 - 137	2	35
1,2-Dichloroethane	260	U	12500	12700		ug/L		102	65 - 127	3	35
1,1-Dichloroethene	240	U	12500	11900		ug/L		95	64 - 132	2	35
1,2-Dichloropropane	190	U	12500	14400		ug/L		115	73 - 125	1	35
1,2,4-Trimethylbenzene	88	U	12500	12100		ug/L		96	49 - 120	0	16
2-Hexanone	680	U	25000	33200		ug/L		133	44 - 142	1	35
1,1,2,2-Tetrachloroethane	160	U	12500	15100		ug/L		121	37 - 149	0	35
Acetone	86000		25000	97500		ug/L		46	32 - 157	3	35
Benzene	160	U	12500	12900		ug/L		104	70 - 121	1	35
Bromoform	950	U	12500	14100		ug/L		113	41 - 128	7	35
Bromomethane	530	U	12500	10000		ug/L		80	41 - 136	7	35
Carbon disulfide	350	U	12500	12300		ug/L		99	54 - 131	5	35
Carbon tetrachloride	330	U	12500	14100		ug/L		113	53 - 142	3	35
1,1,1-Trichloroethane	300	U	12500	12500		ug/L		100	62 - 135	5	35
Chlorobenzene	180	U	12500	13600		ug/L		109	73 - 120	3	35
1,3-Dichloropropane	260	U *	12500	14700		ug/L		117	65 - 125	3	10

Method: 8260B - Volatile Organic Compounds (GC/MS) (Continued)

Lab Sample ID: 240-124062-7 MSD **Client Sample ID: WC-W-PILES-121719**
Matrix: Water **Prep Type: Total/NA**
Analysis Batch: 417817

Analyte	Sample Result	Sample Qualifier	Spike Added	MSD Result	MSD Qualifier	Unit	D	%Rec	%Rec. Limits	RPD	RPD Limit
Chloroethane	1000	U	12500	10500		ug/L		84	37 - 142	3	35
1,2-Dibromo-3-Chloropropane	1100	U	12500	13300		ug/L		106	31 - 130	2	35
Chloroform	160	U	12500	12200		ug/L		98	66 - 126	6	35
Chloromethane	250	U	12500	12500		ug/L		100	33 - 146	5	35
cis-1,2-Dichloroethene	200	U	12500	12600		ug/L		100	68 - 121	1	35
cis-1,3-Dichloropropene	760	U	12500	13400		ug/L		107	56 - 121	2	35
Bromodichloromethane	210	U	12500	13300		ug/L		106	69 - 120	0	35
1,1,2-Trichlorotrifluoroethane	510	U	12500	11300		ug/L		91	41 - 145	8	35
Dichlorodifluoromethane	440	U	12500	10300		ug/L		82	27 - 132	1	35
1,2,4-Trichlorobenzene	330	U	12500	10200		ug/L		82	37 - 120	9	25
Ethylbenzene	140	U	12500	13600		ug/L		109	66 - 122	7	35
1,2-Dibromoethane	150	U	12500	14600		ug/L		117	66 - 120	0	35
2,2-Dichloropropane	390	U	12500	11700		ug/L		93	42 - 137	5	28
1,2-Dichlorobenzene	190	U	12500	12500		ug/L		100	65 - 120	1	35
1,3-Dichlorobenzene	190	U	12500	12400		ug/L		99	64 - 120	2	35
1,4-Dichlorobenzene	200	U	12500	12000		ug/L		96	65 - 120	0	35
2-Chloroethyl vinyl ether	330	U	12500	11800	J	ug/L		95	10 - 120	1	35
Isopropylbenzene	110	U	12500	13500		ug/L		108	56 - 122	3	20
2-Chlorotoluene	190	U	12500	12700		ug/L		102	50 - 130	2	18
2-Butanone (MEK)	1500	U	25000	28400		ug/L		113	40 - 147	6	35
4-Methyl-2-pentanone (MIBK)	530	U	25000	28700		ug/L		115	40 - 147	2	35
Bromobenzene	150	U	12500	12500		ug/L		100	66 - 120	1	11
Methyl tert-butyl ether	88	U	12500	13400		ug/L		107	50 - 126	2	17
Bromochloromethane	180	U	12500	13300		ug/L		106	73 - 120	4	14
Methylene Chloride	3300	U	12500	13100		ug/L		105	59 - 127	2	32
4-Chlorotoluene	110	U	12500	13300		ug/L		106	49 - 133	2	16
4-Isopropyltoluene	160	U	12500	12800		ug/L		102	39 - 133	0	22
Styrene	130	U	12500	14900		ug/L		119	57 - 126	2	35
m-Xylene & p-Xylene	100	U	12500	14400		ug/L		115	65 - 123	0	35
o-Xylene	110	U	12500	14700		ug/L		117	63 - 124	0	35
Hexachlorobutadiene	1000	U	12500	8720		ug/L		70	17 - 120	5	35
Tetrachloroethene	190	U	12500	12700		ug/L		102	52 - 129	3	35
Dibromomethane	110	U	12500	13400		ug/L		107	68 - 120	3	35
Toluene	180	U	12500	14100		ug/L		113	68 - 124	1	35
Naphthalene	400	U	12500	9940		ug/L		79	30 - 125	7	24
trans-1,2-Dichloroethene	240	U	12500	13400		ug/L		107	69 - 126	2	35
n-Butylbenzene	180	U	12500	11300		ug/L		91	27 - 135	1	24
trans-1,3-Dichloropropene	840	U	12500	13900		ug/L		111	53 - 120	3	35
N-Propylbenzene	190	U	12500	12800		ug/L		103	40 - 136	1	18
Trichloroethene	130	U	12500	12300		ug/L		98	56 - 124	3	35
sec-Butylbenzene	160	U	12500	12200		ug/L		98	32 - 139	0	24
Trichlorofluoromethane	560	U	12500	11600		ug/L		93	45 - 152	3	35
tert-Butylbenzene	180	U	12500	12300		ug/L		98	36 - 133	1	23
Vinyl chloride	250	U	12500	12100		ug/L		97	49 - 136	0	35
Vinyl acetate	240	U	12500	9690		ug/L		78	28 - 165	10	35
tert-Butyl alcohol	2100	U	125000	144000		ug/L		115	70 - 130	11	35
Xylenes, Total	190	U	25000	29100		ug/L		116	64 - 124	0	35

Method: 8260B - Volatile Organic Compounds (GC/MS) (Continued)

Lab Sample ID: 240-124062-7 MSD **Client Sample ID: WC-W-PILES-121719**
Matrix: Water **Prep Type: Total/NA**
Analysis Batch: 417817

Surrogate	*MSD %Recovery*	*MSD Qualifier*	*Limits*
1,2-Dichloroethane-d4 (Surr)	*99*		*75 - 130*
4-Bromofluorobenzene (Surr)	*108*		*47 - 134*
Toluene-d8 (Surr)	*111*		*69 - 122*
Dibromofluoromethane (Surr)	*99*		*78 - 129*

Method: 8082A - Polychlorinated Biphenyls (PCBs) by Gas Chromatography

Lab Sample ID: MB 240-416577/15-A **Client Sample ID: Method Blank**
Matrix: Solid **Prep Type: Total/NA**
Analysis Batch: 417104 **Prep Batch: 416577**

Analyte	MB Result	MB Qualifier	RL	MDL	Unit	D	Prepared	Analyzed	Dil Fac
Aroclor-1016	22	U	50	22	ug/Kg		12/20/19 09:12	12/24/19 14:37	1
Aroclor-1221	24	U	50	24	ug/Kg		12/20/19 09:12	12/24/19 14:37	1
Aroclor-1232	23	U	50	23	ug/Kg		12/20/19 09:12	12/24/19 14:37	1
Aroclor-1242	19	U	50	19	ug/Kg		12/20/19 09:12	12/24/19 14:37	1
Aroclor-1248	24	U	50	24	ug/Kg		12/20/19 09:12	12/24/19 14:37	1
Aroclor-1254	23	U	50	23	ug/Kg		12/20/19 09:12	12/24/19 14:37	1
Aroclor-1260	22	U	50	22	ug/Kg		12/20/19 09:12	12/24/19 14:37	1
Aroclor-1262	31	U	50	31	ug/Kg		12/20/19 09:12	12/24/19 14:37	1
Aroclor-1268	23	U	50	23	ug/Kg		12/20/19 09:12	12/24/19 14:37	1

Surrogate	*MB %Recovery*	*MB Qualifier*	*Limits*	*Prepared*	*Analyzed*	*Dil Fac*
Tetrachloro-m-xylene	*73*		*14 - 128*	*12/20/19 09:12*	*12/24/19 14:37*	*1*
DCB Decachlorobiphenyl	*81*		*10 - 132*	*12/20/19 09:12*	*12/24/19 14:37*	*1*

Lab Sample ID: LCS 240-416577/16-A **Client Sample ID: Lab Control Sample**
Matrix: Solid **Prep Type: Total/NA**
Analysis Batch: 417104 **Prep Batch: 416577**

Analyte			Spike Added	LCS Result	LCS Qualifier	Unit	D	%Rec	%Rec. Limits		
Aroclor-1016			1000	736		ug/Kg		74	47 - 120		
Aroclor-1260			1000	797		ug/Kg		80	46 - 120		

Surrogate	*LCS %Recovery*	*LCS Qualifier*	*Limits*
Tetrachloro-m-xylene	*82*		*14 - 128*
DCB Decachlorobiphenyl	*83*		*10 - 132*

Lab Sample ID: MB 240-417140/18-A **Client Sample ID: Method Blank**
Matrix: Water **Prep Type: Total/NA**
Analysis Batch: 417350 **Prep Batch: 417140**

Analyte	MB Result	MB Qualifier	RL	MDL	Unit	D	Prepared	Analyzed	Dil Fac
Aroclor-1016	0.056	U	0.10	0.056	ug/L		12/24/19 13:01	12/27/19 09:56	1
Aroclor-1221	0.057	U	0.10	0.057	ug/L		12/24/19 13:01	12/27/19 09:56	1
Aroclor-1232	0.074	U	0.10	0.074	ug/L		12/24/19 13:01	12/27/19 09:56	1
Aroclor-1242	0.076	U	0.10	0.076	ug/L		12/24/19 13:01	12/27/19 09:56	1
Aroclor-1248	0.050	U	0.10	0.050	ug/L		12/24/19 13:01	12/27/19 09:56	1

Method: 8082A - Polychlorinated Biphenyls (PCBs) by Gas Chromatography (Continued)

Lab Sample ID: MB 240-417140/18-A **Client Sample ID: Method Blank**
Matrix: Water **Prep Type: Total/NA**
Analysis Batch: 417350 **Prep Batch: 417140**

Analyte	MB Result	MB Qualifier	RL	MDL	Unit	D	Prepared	Analyzed	Dil Fac
Aroclor-1254	0.040	U	0.10	0.040	ug/L		12/24/19 13:01	12/27/19 09:56	1
Aroclor-1260	0.046	U	0.10	0.046	ug/L		12/24/19 13:01	12/27/19 09:56	1
Aroclor-1262	0.058	U	0.10	0.058	ug/L		12/24/19 13:01	12/27/19 09:56	1
Aroclor-1268	0.062	U	0.10	0.062	ug/L		12/24/19 13:01	12/27/19 09:56	1

Surrogate	*MB %Recovery*	*MB Qualifier*	*Limits*	*Prepared*	*Analyzed*	*Dil Fac*
Tetrachloro-m-xylene	*80*		*22 - 120*	*12/24/19 13:01*	*12/27/19 09:56*	*1*
DCB Decachlorobiphenyl	*81*		*10 - 120*	*12/24/19 13:01*	*12/27/19 09:56*	*1*

Lab Sample ID: LCS 240-417140/19-A **Client Sample ID: Lab Control Sample**
Matrix: Water **Prep Type: Total/NA**
Analysis Batch: 417350 **Prep Batch: 417140**

Analyte	Spike Added	LCS Result	LCS Qualifier	Unit	D	%Rec	%Rec. Limits
Aroclor-1016	2.50	2.06		ug/L		82	28 - 120
Aroclor-1260	2.50	1.82		ug/L		73	30 - 120

Surrogate	*LCS %Recovery*	*LCS Qualifier*	*Limits*
Tetrachloro-m-xylene	*78*		*22 - 120*
DCB Decachlorobiphenyl	*76*		*10 - 120*

Method: 6010C - Metals (ICP)

Lab Sample ID: MB 240-416497/2-A **Client Sample ID: Method Blank**
Matrix: Solid **Prep Type: Total/NA**
Analysis Batch: 416912 **Prep Batch: 416497**

Analyte	MB Result	MB Qualifier	RL	MDL	Unit	D	Prepared	Analyzed	Dil Fac
Arsenic	0.0041	U	0.050	0.0041	mg/L		12/20/19 14:00	12/23/19 10:32	1
Barium	0.0013	U	0.50	0.0013	mg/L		12/20/19 14:00	12/23/19 10:32	1
Cadmium	0.00020	U	0.050	0.00020	mg/L		12/20/19 14:00	12/23/19 10:32	1
Chromium	0.000886	J	0.050	0.00063	mg/L		12/20/19 14:00	12/23/19 10:32	1
Lead	0.0028	U	0.050	0.0028	mg/L		12/20/19 14:00	12/23/19 10:32	1
Selenium	0.0060	U	0.050	0.0060	mg/L		12/20/19 14:00	12/23/19 10:32	1
Silver	0.00062	U	0.050	0.00062	mg/L		12/20/19 14:00	12/23/19 10:32	1

Lab Sample ID: LCS 240-416497/3-A **Client Sample ID: Lab Control Sample**
Matrix: Solid **Prep Type: Total/NA**
Analysis Batch: 416912 **Prep Batch: 416497**

Analyte	Spike Added	LCS Result	LCS Qualifier	Unit	D	%Rec	%Rec. Limits
Arsenic	2.00	2.12		mg/L		106	50 - 150
Barium	2.00	2.03		mg/L		101	50 - 150
Cadmium	1.00	1.01		mg/L		101	50 - 150
Chromium	1.00	1.04		mg/L		104	50 - 150
Lead	1.00	0.909		mg/L		91	50 - 150
Selenium	2.00	2.10		mg/L		105	50 - 150
Silver	0.100	0.108		mg/L		108	50 - 150

Method: 6010C - Metals (ICP) (Continued)

Lab Sample ID: LB 240-416470/1-B **Client Sample ID: Method Blank**
Matrix: Solid **Prep Type: TCLP**
Analysis Batch: 416912 **Prep Batch: 416497**

Analyte	LB Result	LB Qualifier	RL	MDL	Unit	D	Prepared	Analyzed	Dil Fac
Arsenic	0.0041	U	0.050	0.0041	mg/L		12/20/19 14:00	12/23/19 10:19	1
Barium	0.0225	J	0.50	0.0013	mg/L		12/20/19 14:00	12/23/19 10:19	1
Cadmium	0.00020	U	0.050	0.00020	mg/L		12/20/19 14:00	12/23/19 10:19	1
Chromium	0.00344	J	0.050	0.00063	mg/L		12/20/19 14:00	12/23/19 10:19	1
Lead	0.0028	U	0.050	0.0028	mg/L		12/20/19 14:00	12/23/19 10:19	1
Selenium	0.0060	U	0.050	0.0060	mg/L		12/20/19 14:00	12/23/19 10:19	1
Silver	0.00062	U	0.050	0.00062	mg/L		12/20/19 14:00	12/23/19 10:19	1

Method: 7470A - Mercury (CVAA)

Lab Sample ID: LB 240-416499/1-A **Client Sample ID: Method Blank**
Matrix: Solid **Prep Type: Total/NA**
Analysis Batch: 416874 **Prep Batch: 416499**

Analyte	LB Result	LB Qualifier	RL	MDL	Unit	D	Prepared	Analyzed	Dil Fac
Mercury	0.00013	U	0.0020	0.00013	mg/L		12/20/19 14:00	12/20/19 19:12	1

Lab Sample ID: MB 240-416499/2-A **Client Sample ID: Method Blank**
Matrix: Solid **Prep Type: Total/NA**
Analysis Batch: 416874 **Prep Batch: 416499**

Analyte	MB Result	MB Qualifier	RL	MDL	Unit	D	Prepared	Analyzed	Dil Fac
Mercury	0.00013	U	0.0020	0.00013	mg/L		12/20/19 14:00	12/20/19 19:14	1

Lab Sample ID: LCS 240-416499/3-A **Client Sample ID: Lab Control Sample**
Matrix: Solid **Prep Type: Total/NA**
Analysis Batch: 416874 **Prep Batch: 416499**

Analyte	Spike Added	LCS Result	LCS Qualifier	Unit	D	%Rec	%Rec. Limits
Mercury	0.00500	0.00514		mg/L		103	80 - 120

Method: EPA 1010A - Ignitability, Pensky-Martens Closed-Cup Method

Lab Sample ID: LCS 180-302403/1 **Client Sample ID: Lab Control Sample**
Matrix: Water **Prep Type: Total/NA**
Analysis Batch: 302403

Analyte	Spike Added	LCS Result	LCS Qualifier	Unit	D	%Rec	%Rec. Limits
Flashpoint	81.0	82.20		Degrees F		101	96 - 103

Method: Moisture - Percent Moisture

Lab Sample ID: 240-124062-2 DU **Client Sample ID: E-SB-1796-0-1**
Matrix: Solid **Prep Type: Total/NA**
Analysis Batch: 416933

Analyte	Sample Result	Sample Qualifier	DU Result	DU Qualifier	Unit	D	RPD	RPD Limit
Percent Solids	82.1		82.6		%		0.6	20
Percent Moisture	17.9		17.4		%		3	20

GC/MS VOA

Analysis Batch: 417546

Lab Sample ID	Client Sample ID	Prep Type	Matrix	Method	Prep Batch
240-124062-2	E-SB-1796-0-1	Total/NA	Solid	8260B	417548
240-124062-4	E-SB-1791-0-1	Total/NA	Solid	8260B	417548
240-124062-5	E-SB-1792-1-2	Total/NA	Solid	8260B	417548
240-124062-6	WC-S-PILES-121719	Total/NA	Solid	8260B	417548
MB 240-417546/7	Method Blank	Total/NA	Solid	8260B	
LCS 240-417546/6	Lab Control Sample	Total/NA	Solid	8260B	

Prep Batch: 417548

Lab Sample ID	Client Sample ID	Prep Type	Matrix	Method	Prep Batch
240-124062-2	E-SB-1796-0-1	Total/NA	Solid	5030A	
240-124062-4	E-SB-1791-0-1	Total/NA	Solid	5030A	
240-124062-5	E-SB-1792-1-2	Total/NA	Solid	5030A	
240-124062-6	WC-S-PILES-121719	Total/NA	Solid	5030A	

Analysis Batch: 417563

Lab Sample ID	Client Sample ID	Prep Type	Matrix	Method	Prep Batch
240-124062-3	E-SB-DUP-01	Total/NA	Solid	8260B	417565
240-124062-4	E-SB-1791-0-1	Total/NA	Solid	8260B	417565
MB 240-417563/7	Method Blank	Total/NA	Solid	8260B	
LCS 240-417563/6	Lab Control Sample	Total/NA	Solid	8260B	
240-124062-3 MS	E-SB-DUP-01	Total/NA	Solid	8260B	417565
240-124062-3 MSD	E-SB-DUP-01	Total/NA	Solid	8260B	417565

Prep Batch: 417565

Lab Sample ID	Client Sample ID	Prep Type	Matrix	Method	Prep Batch
240-124062-3	E-SB-DUP-01	Total/NA	Solid	5030A	
240-124062-4	E-SB-1791-0-1	Total/NA	Solid	5030A	
240-124062-3 MS	E-SB-DUP-01	Total/NA	Solid	5030A	
240-124062-3 MSD	E-SB-DUP-01	Total/NA	Solid	5030A	

Analysis Batch: 417660

Lab Sample ID	Client Sample ID	Prep Type	Matrix	Method	Prep Batch
240-124062-1	TB-121719	Total/NA	Water	8260B	
MB 240-417660/7	Method Blank	Total/NA	Water	8260B	
LCS 240-417660/4	Lab Control Sample	Total/NA	Water	8260B	

Analysis Batch: 417817

Lab Sample ID	Client Sample ID	Prep Type	Matrix	Method	Prep Batch
240-124062-7	WC-W-PILES-121719	Total/NA	Water	8260B	
MB 240-417817/7	Method Blank	Total/NA	Water	8260B	
LCS 240-417817/4	Lab Control Sample	Total/NA	Water	8260B	
240-124062-7 MS	WC-W-PILES-121719	Total/NA	Water	8260B	
240-124062-7 MSD	WC-W-PILES-121719	Total/NA	Water	8260B	

GC Semi VOA

Prep Batch: 416577

Lab Sample ID	Client Sample ID	Prep Type	Matrix	Method	Prep Batch
240-124062-6	WC-S-PILES-121719	Total/NA	Solid	3540C	
MB 240-416577/15-A	Method Blank	Total/NA	Solid	3540C	
LCS 240-416577/16-A	Lab Control Sample	Total/NA	Solid	3540C	

GC Semi VOA

Analysis Batch: 417104

Lab Sample ID	Client Sample ID	Prep Type	Matrix	Method	Prep Batch
240-124062-6	WC-S-PILES-121719	Total/NA	Solid	8082A	416577
MB 240-416577/15-A	Method Blank	Total/NA	Solid	8082A	416577
LCS 240-416577/16-A	Lab Control Sample	Total/NA	Solid	8082A	416577

Prep Batch: 417140

Lab Sample ID	Client Sample ID	Prep Type	Matrix	Method	Prep Batch
240-124062-7	WC-W-PILES-121719	Total/NA	Water	3510C	
MB 240-417140/18-A	Method Blank	Total/NA	Water	3510C	
LCS 240-417140/19-A	Lab Control Sample	Total/NA	Water	3510C	

Analysis Batch: 417350

Lab Sample ID	Client Sample ID	Prep Type	Matrix	Method	Prep Batch
240-124062-7	WC-W-PILES-121719	Total/NA	Water	8082A	417140
MB 240-417140/18-A	Method Blank	Total/NA	Water	8082A	417140
LCS 240-417140/19-A	Lab Control Sample	Total/NA	Water	8082A	417140

Metals

Leach Batch: 416470

Lab Sample ID	Client Sample ID	Prep Type	Matrix	Method	Prep Batch
240-124062-6	WC-S-PILES-121719	TCLP	Solid	1311	
240-124062-7	WC-W-PILES-121719	TCLP	Water	1311	
LB 240-416470/1-B	Method Blank	TCLP	Solid	1311	

Prep Batch: 416497

Lab Sample ID	Client Sample ID	Prep Type	Matrix	Method	Prep Batch
240-124062-6	WC-S-PILES-121719	TCLP	Solid	3010A	416470
240-124062-7	WC-W-PILES-121719	TCLP	Water	3010A	416470
LB 240-416470/1-B	Method Blank	TCLP	Solid	3010A	416470
MB 240-416497/2-A	Method Blank	Total/NA	Solid	3010A	
LCS 240-416497/3-A	Lab Control Sample	Total/NA	Solid	3010A	

Prep Batch: 416499

Lab Sample ID	Client Sample ID	Prep Type	Matrix	Method	Prep Batch
240-124062-6	WC-S-PILES-121719	TCLP	Solid	7470A	416470
240-124062-7	WC-W-PILES-121719	TCLP	Water	7470A	416470
LB 240-416499/1-A	Method Blank	Total/NA	Solid	7470A	
MB 240-416499/2-A	Method Blank	Total/NA	Solid	7470A	
LCS 240-416499/3-A	Lab Control Sample	Total/NA	Solid	7470A	

Analysis Batch: 416874

Lab Sample ID	Client Sample ID	Prep Type	Matrix	Method	Prep Batch
240-124062-6	WC-S-PILES-121719	TCLP	Solid	7470A	416499
240-124062-7	WC-W-PILES-121719	TCLP	Water	7470A	416499
LB 240-416499/1-A	Method Blank	Total/NA	Solid	7470A	416499
MB 240-416499/2-A	Method Blank	Total/NA	Solid	7470A	416499
LCS 240-416499/3-A	Lab Control Sample	Total/NA	Solid	7470A	416499

Analysis Batch: 416912

Lab Sample ID	Client Sample ID	Prep Type	Matrix	Method	Prep Batch
240-124062-6	WC-S-PILES-121719	TCLP	Solid	6010C	416497

Metals (Continued)

Analysis Batch: 416912 (Continued)

Lab Sample ID	Client Sample ID	Prep Type	Matrix	Method	Prep Batch
240-124062-7	WC-W-PILES-121719	TCLP	Water	6010C	416497
LB 240-416470/1-B	Method Blank	TCLP	Solid	6010C	416497
MB 240-416497/2-A	Method Blank	Total/NA	Solid	6010C	416497
LCS 240-416497/3-A	Lab Control Sample	Total/NA	Solid	6010C	416497

General Chemistry

Analysis Batch: 302402

Lab Sample ID	Client Sample ID	Prep Type	Matrix	Method	Prep Batch
240-124062-6	WC-S-PILES-121719	Total/NA	Solid	EPA 1020B	

Analysis Batch: 302403

Lab Sample ID	Client Sample ID	Prep Type	Matrix	Method	Prep Batch
240-124062-7	WC-W-PILES-121719	Total/NA	Water	EPA 1010A	
LCS 180-302403/1	Lab Control Sample	Total/NA	Water	EPA 1010A	

Analysis Batch: 416933

Lab Sample ID	Client Sample ID	Prep Type	Matrix	Method	Prep Batch
240-124062-2	E-SB-1796-0-1	Total/NA	Solid	Moisture	
240-124062-3	E-SB-DUP-01	Total/NA	Solid	Moisture	
240-124062-4	E-SB-1791-0-1	Total/NA	Solid	Moisture	
240-124062-5	E-SB-1792-1-2	Total/NA	Solid	Moisture	
240-124062-6	WC-S-PILES-121719	Total/NA	Solid	Moisture	
240-124062-2 DU	E-SB-1796-0-1	Total/NA	Solid	Moisture	

Client Sample ID: TB-121719 — Lab Sample ID: 240-124062-1

Date Collected: 12/17/19 00:00 — **Matrix: Water**
Date Received: 12/18/19 11:20

Prep Type	Batch Type	Batch Method	Run	Dilution Factor	Batch Number	Prepared or Analyzed	Analyst	Lab
Total/NA	Analysis	8260B		1	417660	12/30/19 18:08	LRW	TAL CAN

Client Sample ID: E-SB-1796-0-1 — Lab Sample ID: 240-124062-2

Date Collected: 12/17/19 09:15 — **Matrix: Solid**
Date Received: 12/18/19 11:20

Prep Type	Batch Type	Batch Method	Run	Dilution Factor	Batch Number	Prepared or Analyzed	Analyst	Lab
Total/NA	Analysis	Moisture		1	416933	12/23/19 14:57	AGC	TAL CAN

Client Sample ID: E-SB-1796-0-1 — Lab Sample ID: 240-124062-2

Date Collected: 12/17/19 09:15 — **Matrix: Solid**
Date Received: 12/18/19 11:20 — **Percent Solids: 82.1**

Prep Type	Batch Type	Batch Method	Run	Dilution Factor	Batch Number	Prepared or Analyzed	Analyst	Lab
Total/NA	Prep	5030A			417548	12/28/19 07:26	TJL2	TAL CAN
Total/NA	Analysis	8260B		1	417546	12/28/19 13:50	TJL2	TAL CAN

Client Sample ID: E-SB-DUP-01 — Lab Sample ID: 240-124062-3

Date Collected: 12/17/19 00:00 — **Matrix: Solid**
Date Received: 12/18/19 11:20

Prep Type	Batch Type	Batch Method	Run	Dilution Factor	Batch Number	Prepared or Analyzed	Analyst	Lab
Total/NA	Analysis	Moisture		1	416933	12/23/19 14:57	AGC	TAL CAN

Client Sample ID: E-SB-DUP-01 — Lab Sample ID: 240-124062-3

Date Collected: 12/17/19 00:00 — **Matrix: Solid**
Date Received: 12/18/19 11:20 — **Percent Solids: 85.0**

Prep Type	Batch Type	Batch Method	Run	Dilution Factor	Batch Number	Prepared or Analyzed	Analyst	Lab
Total/NA	Prep	5030A			417565	12/29/19 05:13	TJL2	TAL CAN
Total/NA	Analysis	8260B		1	417563	12/29/19 07:33	SAM	TAL CAN

Client Sample ID: E-SB-1791-0-1 — Lab Sample ID: 240-124062-4

Date Collected: 12/17/19 10:50 — **Matrix: Solid**
Date Received: 12/18/19 11:20

Prep Type	Batch Type	Batch Method	Run	Dilution Factor	Batch Number	Prepared or Analyzed	Analyst	Lab
Total/NA	Analysis	Moisture		1	416933	12/23/19 14:57	AGC	TAL CAN

Client Sample ID: E-SB-1791-0-1 — Lab Sample ID: 240-124062-4

Date Collected: 12/17/19 10:50 — **Matrix: Solid**
Date Received: 12/18/19 11:20 — **Percent Solids: 85.4**

Prep Type	Batch Type	Batch Method	Run	Dilution Factor	Batch Number	Prepared or Analyzed	Analyst	Lab
Total/NA	Prep	5030A			417548	12/28/19 07:26	TJL2	TAL CAN
Total/NA	Analysis	8260B		1	417546	12/28/19 14:34	TJL2	TAL CAN

Lab Chronicle

Client: Tetra Tech, Inc. Job ID: 240-124062-1
Project/Site: MRC Block E Soil Pile Inv

Client Sample ID: E-SB-1791-0-1 — Lab Sample ID: 240-124062-4

Date Collected: 12/17/19 10:50 — **Matrix: Solid**
Date Received: 12/18/19 11:20 — **Percent Solids: 85.4**

Prep Type	Batch Type	Batch Method	Run	Dilution Factor	Batch Number	Prepared or Analyzed	Analyst	Lab
Total/NA	Prep	5030A			417565	12/29/19 05:13	TJL2	TAL CAN
Total/NA	Analysis	8260B		1	417563	12/29/19 09:03	SAM	TAL CAN

Client Sample ID: E-SB-1792-1-2 — Lab Sample ID: 240-124062-5

Date Collected: 12/17/19 11:00 — **Matrix: Solid**
Date Received: 12/18/19 11:20

Prep Type	Batch Type	Batch Method	Run	Dilution Factor	Batch Number	Prepared or Analyzed	Analyst	Lab
Total/NA	Analysis	Moisture		1	416933	12/23/19 14:57	AGC	TAL CAN

Client Sample ID: E-SB-1792-1-2 — Lab Sample ID: 240-124062-5

Date Collected: 12/17/19 11:00 — **Matrix: Solid**
Date Received: 12/18/19 11:20 — **Percent Solids: 88.3**

Prep Type	Batch Type	Batch Method	Run	Dilution Factor	Batch Number	Prepared or Analyzed	Analyst	Lab
Total/NA	Prep	5030A			417548	12/28/19 07:26	TJL2	TAL CAN
Total/NA	Analysis	8260B		1	417546	12/28/19 14:56	TJL2	TAL CAN

Client Sample ID: WC-S-PILES-121719 — Lab Sample ID: 240-124062-6

Date Collected: 12/17/19 11:30 — **Matrix: Solid**
Date Received: 12/18/19 11:20

Prep Type	Batch Type	Batch Method	Run	Dilution Factor	Batch Number	Prepared or Analyzed	Analyst	Lab
TCLP	Leach	1311			416470	12/19/19 16:20	DRJ	TAL CAN
TCLP	Prep	3010A			416497	12/20/19 14:00	MRL	TAL CAN
TCLP	Analysis	6010C		1	416912	12/23/19 12:39	WKD	TAL CAN
TCLP	Leach	1311			416470	12/19/19 16:20	DRJ	TAL CAN
TCLP	Prep	7470A			416499	12/20/19 14:00	MRL	TAL CAN
TCLP	Analysis	7470A		1	416874	12/20/19 20:03	DTN	TAL CAN
Total/NA	Analysis	EPA 1020B		1	302402	12/24/19 06:56	AVS	TAL PIT
Total/NA	Analysis	Moisture		1	416933	12/23/19 14:57	AGC	TAL CAN

Client Sample ID: WC-S-PILES-121719 — Lab Sample ID: 240-124062-6

Date Collected: 12/17/19 11:30 — **Matrix: Solid**
Date Received: 12/18/19 11:20 — **Percent Solids: 82.6**

Prep Type	Batch Type	Batch Method	Run	Dilution Factor	Batch Number	Prepared or Analyzed	Analyst	Lab
Total/NA	Prep	5030A			417548	12/28/19 07:26	TJL2	TAL CAN
Total/NA	Analysis	8260B		1	417546	12/28/19 15:18	TJL2	TAL CAN
Total/NA	Prep	3540C			416577	12/20/19 09:12	EMB	TAL CAN
Total/NA	Analysis	8082A		1	417104	12/24/19 16:04	LSH	TAL CAN

Lab Chronicle

Client: Tetra Tech, Inc.
Job ID: 240-124062-1
Project/Site: MRC Block E Soil Pile Inv

Client Sample ID: WC-W-PILES-121719
Lab Sample ID: 240-124062-7

Date Collected: 12/17/19 11:45
Matrix: Water
Date Received: 12/18/19 11:20

Prep Type	Batch Type	Batch Method	Run	Dilution Factor	Batch Number	Prepared or Analyzed	Analyst	Lab
Total/NA	Analysis	8260B		1250	417817	12/31/19 14:15	LRW	TAL CAN
Total/NA	Prep	3510C			417140	12/24/19 13:01	MDH	TAL CAN
Total/NA	Analysis	8082A		100	417350	12/27/19 11:42	CSC	TAL CAN
TCLP	Leach	1311			416470	12/19/19 16:20	DRJ	TAL CAN
TCLP	Prep	3010A			416497	12/20/19 14:00	MRL	TAL CAN
TCLP	Analysis	6010C		1	416912	12/23/19 12:44	WKD	TAL CAN
TCLP	Leach	1311			416470	12/19/19 16:20	DRJ	TAL CAN
TCLP	Prep	7470A			416499	12/20/19 14:00	MRL	TAL CAN
TCLP	Analysis	7470A		1	416874	12/20/19 20:01	DTN	TAL CAN
Total/NA	Analysis	EPA 1010A		1	302403	12/24/19 06:58	AVS	TAL PIT

Laboratory References:

TAL CAN = Eurofins TestAmerica, Canton, 4101 Shuffel Street NW, North Canton, OH 44720, TEL (330)497-9396

TAL PIT = Eurofins TestAmerica, Pittsburgh, 301 Alpha Drive, RIDC Park, Pittsburgh, PA 15238, TEL (412)963-7058

Accreditation/Certification Summary

Client: Tetra Tech, Inc. Job ID: 240-124062-1
Project/Site: MRC Block E Soil Pile Inv

Laboratory: Eurofins TestAmerica, Canton

All accreditations/certifications held by this laboratory are listed. Not all accreditations/certifications are applicable to this report.

Authority	Program	Identification Number	Expiration Date
California	State	2927	02-23-20
Connecticut	State	PH-0590	12-31-19
Florida	NELAP	E87225	06-30-20
Georgia	State	4062	02-23-20
Illinois	NELAP	004498	07-31-20
Iowa	State	421	06-01-20
Kansas	NELAP	E-10336	04-30-20
Kentucky (UST)	State	112225	02-23-20
Kentucky (WW)	State	KY98016	12-31-19
Minnesota	NELAP	OH00048	12-31-19
Minnesota (Petrofund)	State Program	3506	07-31-21
New Jersey	NELAP	OH001	06-30-20
New York	NELAP	10975	03-31-20
Ohio VAP	State	CL0024	06-05-21
Oregon	NELAP	4062	02-23-20
Pennsylvania	NELAP	68-00340	08-31-20
Texas	NELAP	T104704517-18-10	08-31-20
Virginia	NELAP	010101	09-14-20
Washington	State	C971	01-12-20
West Virginia DEP	State	210	12-31-19

Laboratory: Eurofins TestAmerica, Pittsburgh

All accreditations/certifications held by this laboratory are listed. Not all accreditations/certifications are applicable to this report.

Authority	Program	Identification Number	Expiration Date
Arkansas DEQ	State	19-033-0	06-27-20
California	State	2891	04-30-20
Connecticut	State	PH-0688	09-30-20
Florida	NELAP	E871008	06-30-20
Georgia	State	PA 02-00416	04-30-20
Illinois	NELAP	004375	06-30-20
Kansas	NELAP	E-10350	03-31-20
Kentucky (UST)	State	162013	04-30-20
Louisiana	NELAP	04041	06-30-20
Minnesota	NELAP	042-999-482	12-31-20
Nevada	State	PA00164	07-31-20
New Hampshire	NELAP	2030	04-04-20
New Jersey	NELAP	PA005	06-30-20
New York	NELAP	11182	04-01-20
North Dakota	State	R-227	04-30-20
Oregon	NELAP	PA-2151	02-06-20
Pennsylvania	NELAP	02-00416	04-30-20
South Carolina	State	89014	04-30-20
Texas	NELAP	T104704528	03-31-20
US Fish & Wildlife	US Federal Programs	058448	07-31-20
USDA	Federal	P-Soil-01	06-26-22
USDA	US Federal Programs	P330-16-00211	06-26-22
Utah	NELAP	PA001462019-8	05-31-20
Virginia	NELAP	10043	09-15-20
West Virginia DEP	State	142	01-31-20

Accreditation/Certification Summary

Client: Tetra Tech, Inc. Job ID: 240-124062-1
Project/Site: MRC Block E Soil Pile Inv

Laboratory: Eurofins TestAmerica, Pittsburgh (Continued)

All accreditations/certifications held by this laboratory are listed. Not all accreditations/certifications are applicable to this report.

Authority	Program	Identification Number	Expiration Date
Wisconsin	State	998027800	08-31-20

Method Summary

Client: Tetra Tech, Inc. Job ID: 240-124062-1
Project/Site: MRC Block E Soil Pile Inv

Method	Method Description	Protocol	Laboratory
8260B	Volatile Organic Compounds (GC/MS)	SW846	TAL CAN
8082A	Polychlorinated Biphenyls (PCBs) by Gas Chromatography	SW846	TAL CAN
6010C	Metals (ICP)	SW846	TAL CAN
7470A	Mercury (CVAA)	SW846	TAL CAN
EPA 1010A	Ignitability, Pensky-Martens Closed-Cup Method	SW846	TAL PIT
EPA 1020B	Ignitability, Small Scale Closed-Cup Method	SW846	TAL PIT
Moisture	Percent Moisture	EPA	TAL CAN
1311	TCLP Extraction	SW846	TAL CAN
3010A	Preparation, Total Metals	SW846	TAL CAN
3510C	Liquid-Liquid Extraction (Separatory Funnel)	SW846	TAL CAN
3540C	Soxhlet Extraction	SW846	TAL CAN
5030A	Purge and Trap	SW846	TAL CAN
5030B	Purge and Trap	SW846	TAL CAN
7470A	Preparation, Mercury	SW846	TAL CAN

Protocol References:

EPA = US Environmental Protection Agency

SW846 = "Test Methods For Evaluating Solid Waste, Physical/Chemical Methods", Third Edition, November 1986 And Its Updates.

Laboratory References:

TAL CAN = Eurofins TestAmerica, Canton, 4101 Shuffel Street NW, North Canton, OH 44720, TEL (330)497-9396

TAL PIT = Eurofins TestAmerica, Pittsburgh, 301 Alpha Drive, RIDC Park, Pittsburgh, PA 15238, TEL (412)963-7058

Sample Summary

Client: Tetra Tech, Inc.
Job ID: 240-124062-1
Project/Site: MRC Block E Soil Pile Inv

Lab Sample ID	Client Sample ID	Matrix	Collected	Received	Asset ID
240-124062-1	TB-121719	Water	12/17/19 00:00	12/18/19 11:20	
240-124062-2	E-SB-1796-0-1	Solid	12/17/19 09:15	12/18/19 11:20	
240-124062-3	E-SB-DUP-01	Solid	12/17/19 00:00	12/18/19 11:20	
240-124062-4	E-SB-1791-0-1	Solid	12/17/19 10:50	12/18/19 11:20	
240-124062-5	E-SB-1792-1-2	Solid	12/17/19 11:00	12/18/19 11:20	
240-124062-6	WC-S-PILES-121719	Solid	12/17/19 11:30	12/18/19 11:20	
240-124062-7	WC-W-PILES-121719	Water	12/17/19 11:45	12/18/19 11:20	

GC/MS VOA MANUAL INTEGRATION SUMMARY

Lab Name: Eurofins TestAmerica, Canton Job No.: 240-124062-1

SDG No.:

Instrument ID: A3UX17 Analysis Batch Number: 385628

Lab Sample ID: STD8260 240-385628/2 IC Client Sample ID:

Date Analyzed: 06/11/19 17:37 Lab File ID: UXR8410.D GC Column: DB-624 ID: 0.18(mm)

COMPOUND NAME	RETENTION TIME	MANUAL INTEGRATION		
		REASON	ANALYST	DATE
1,4-Dioxane		Invalid Compound ID	williamsl a	06/12/19 12:18

Lab Sample ID: ICV 240-385628/9 Client Sample ID:

Date Analyzed: 06/11/19 20:24 Lab File ID: UXR8417.D GC Column: DB-624 ID: 0.18(mm)

COMPOUND NAME	RETENTION TIME	MANUAL INTEGRATION		
		REASON	ANALYST	DATE
Methyl tert-butyl ether	3.90	Peak assignment corrected	williamsl a	06/12/19 12:27

Lab Sample ID: STDA9 240-385628/10 IC Client Sample ID:

Date Analyzed: 06/11/19 20:48 Lab File ID: UXR8418.D GC Column: DB-624 ID: 0.18(mm)

COMPOUND NAME	RETENTION TIME	MANUAL INTEGRATION		
		REASON	ANALYST	DATE
2-Methylnaphthalene		Invalid Compound ID	williamsl a	06/12/19 12:23
Cyclohexanone		Invalid Compound ID	williamsl a	06/12/19 12:19
n-Butanol		Invalid Compound ID	williamsl a	06/12/19 12:19

GC/MS VOA MANUAL INTEGRATION SUMMARY

Lab Name: Eurofins TestAmerica, Canton Job No.: 240-124062-1

SDG No.:

Instrument ID: A3UX17 Analysis Batch Number: 417660

Lab Sample ID: MB 240-417660/7 Client Sample ID:

Date Analyzed: 12/30/19 12:35 Lab File ID: UXR3196.D GC Column: DB-624 ID: 0.18(mm)

COMPOUND NAME	RETENTION TIME	MANUAL INTEGRATION		
		REASON	ANALYST	DATE
2-Butanone (MEK)		Invalid Compound ID	williamsla	12/30/19 13:34

Lab Sample ID: 240-124062-1 Client Sample ID: TB-121719

Date Analyzed: 12/30/19 18:08 Lab File ID: UXR3210.D GC Column: DB-624 ID: 0.18(mm)

COMPOUND NAME	RETENTION TIME	MANUAL INTEGRATION		
		REASON	ANALYST	DATE
2-Butanone (MEK)		Invalid Compound ID	williamsla	12/31/19 10:41

GC/MS VOA MANUAL INTEGRATION SUMMARY

Lab Name: Eurofins TestAmerica, Canton Job No.: 240-124062-1

SDG No.:

Instrument ID: A3UX17 Analysis Batch Number: 417817

Lab Sample ID: MB 240-417817/7 Client Sample ID:

Date Analyzed: 12/31/19 13:28 Lab File ID: UXR3224.D GC Column: DB-624 ID: 0.18(mm)

COMPOUND NAME	RETENTION TIME	MANUAL INTEGRATION		
		REASON	ANALYST	DATE
2-Butanone (MEK)		Invalid Compound ID	williamsla	12/31/19 14:29

Lab Sample ID: 240-124062-7 Client Sample ID: WC-W-PILES-121719

Date Analyzed: 12/31/19 14:15 Lab File ID: UXR3226.D GC Column: DB-624 ID: 0.18(mm)

COMPOUND NAME	RETENTION TIME	MANUAL INTEGRATION		
		REASON	ANALYST	DATE
2-Butanone (MEK)		Invalid Compound ID	williamsla	12/31/19 14:35

GC/MS VOA MANUAL INTEGRATION SUMMARY

Lab Name: Eurofins TestAmerica, Canton Job No.: 240-124062-1

SDG No.:

Instrument ID: A3UX8 Analysis Batch Number: 396344

Lab Sample ID: STDA9 240-396344/10 IC Client Sample ID:

Date Analyzed: 08/16/19 09:35 Lab File ID: UX85980.D GC Column: DB-624 ID: 0.18(mm)

COMPOUND NAME	RETENTION TIME	MANUAL INTEGRATION		
		REASON	ANALYST	DATE
2-Nitropropane	5.91	Peak assignment corrected	latat	08/17/19 04:03
Cyclohexanone	8.61	Peak assignment corrected	latat	08/17/19 04:04
Benzyl chloride	9.93	Peak assignment corrected	latat	08/17/19 04:04

Lab Sample ID: STDA9 240-396344/11 IC Client Sample ID:

Date Analyzed: 08/16/19 09:57 Lab File ID: UX85981.D GC Column: DB-624 ID: 0.18(mm)

COMPOUND NAME	RETENTION TIME	MANUAL INTEGRATION		
		REASON	ANALYST	DATE
Ethyl acetate	4.25	Peak assignment corrected	latat	08/17/19 04:10
Cyclohexanone		Invalid Compound ID	latat	08/17/19 04:13

GC/MS VOA MANUAL INTEGRATION SUMMARY

Lab Name: Eurofins TestAmerica, Canton Job No.: 240-124062-1

SDG No.:

Instrument ID: A3UX8 Analysis Batch Number: 408938

Lab Sample ID: STD8260 240-408938/3 IC Client Sample ID:

Date Analyzed: 11/04/19 01:56 Lab File ID: UX87320.D GC Column: DB-624 ID: 0.18(mm)

COMPOUND NAME	RETENTION TIME	MANUAL INTEGRATION		
		REASON	ANALYST	DATE
Chloroethane	2.20	Peak assignment corrected	latat	11/05/19 02:03

Lab Sample ID: STD8260 240-408938/9 IC Client Sample ID:

Date Analyzed: 11/04/19 04:14 Lab File ID: UX87326.D GC Column: DB-624 ID: 0.18(mm)

COMPOUND NAME	RETENTION TIME	MANUAL INTEGRATION		
		REASON	ANALYST	DATE
1,2-Dibromoethane	7.18	Peak assignment corrected	latat	11/05/19 01:57

Lab Sample ID: STD8260 240-408938/10 I Client Sample ID:

Date Analyzed: 11/04/19 04:36 Lab File ID: UX87327.D GC Column: DB-624 ID: 0.18(mm)

COMPOUND NAME	RETENTION TIME	MANUAL INTEGRATION		
		REASON	ANALYST	DATE
Tetrahydrofuran	4.43	Peak assignment corrected	latat	11/05/19 01:57
1,2-Dichloroethane-d4 (Surr)	4.81	Peak assignment corrected	latat	11/05/19 01:57
n-Heptane	5.07	Peak assignment corrected	latat	11/05/19 01:58
2-Chloroethyl vinyl ether	5.97	Peak assignment corrected	latat	11/05/19 01:58
1,2-Dibromoethane	7.19	Peak assignment corrected	latat	11/05/19 01:58
1,4-Dioxane		Invalid Compound ID	latat	11/05/19 01:58

GC/MS VOA MANUAL INTEGRATION SUMMARY

Lab Name: Eurofins TestAmerica, Canton Job No.: 240-124062-1

SDG No.:

Instrument ID: A3UX8 Analysis Batch Number: 408938

Lab Sample ID: STD8260 240-408938/11 I Client Sample ID:

Date Analyzed: 11/04/19 05:00 Lab File ID: UX87328.D GC Column: DB-624 ID: 0.18(mm)

COMPOUND NAME	RETENTION TIME	MANUAL INTEGRATION		
		REASON	ANALYST	DATE
Chloroethane	2.24	Peak assignment corrected	latat	11/05/19 01:59
Isobutyl alcohol	4.76	Peak assignment corrected	latat	11/05/19 01:59
1,2-Dichloroethane-d4 (Surr)	4.82	Peak assignment corrected	latat	11/05/19 01:59
2-Chloroethyl vinyl ether	5.98	Peak assignment corrected	latat	11/05/19 02:00
1,2-Dibromoethane	7.18	Peak assignment corrected	latat	11/05/19 02:00
Bromoform	8.37	Peak assignment corrected	latat	11/05/19 02:00
1,4-Dioxane		Invalid Compound ID	latat	11/05/19 02:00
Hexachlorobutadiene	11.94	Peak assignment corrected	latat	11/05/19 02:01

GC/MS VOA MANUAL INTEGRATION SUMMARY

Lab Name: Eurofins TestAmerica, Canton Job No.: 240-124062-1

SDG No.:

Instrument ID: A3UX8 Analysis Batch Number: 417546

Lab Sample ID: 240-124077-C-5-B MS Client Sample ID:

Date Analyzed: 12/28/19 12:43 Lab File ID: UX88072.D GC Column: DB-624 ID: 0.18(mm)

COMPOUND NAME	RETENTION TIME	MANUAL INTEGRATION		
		REASON	ANALYST	DATE
1,2-Dibromoethane	7.19	Peak assignment corrected	latat	12/29/19 02:01

GC/MS VOA MANUAL INTEGRATION SUMMARY

Lab Name: Eurofins TestAmerica, Canton Job No.: 240-124062-1

SDG No.:

Instrument ID: A3UX8 Analysis Batch Number: 417563

Lab Sample ID: LCS 240-417563/6 Client Sample ID:

Date Analyzed: 12/29/19 04:14 Lab File ID: UX88091.D GC Column: DB-624 ID: 0.18(mm)

COMPOUND NAME	RETENTION TIME	MANUAL INTEGRATION		
		REASON	ANALYST	DATE
2-Butanone (MEK)	4.21	Peak assignment corrected	latat	12/29/19 05:12

Lab Sample ID: MB 240-417563/7 Client Sample ID:

Date Analyzed: 12/29/19 04:36 Lab File ID: UX88092.D GC Column: DB-624 ID: 0.18(mm)

COMPOUND NAME	RETENTION TIME	MANUAL INTEGRATION		
		REASON	ANALYST	DATE
2-Hexanone		Invalid Compound ID	latat	12/29/19 05:19
Acetone		Invalid Compound ID	latat	12/29/19 05:19

Lab Sample ID: 240-124062-3 Client Sample ID: E-SB-DUP-01

Date Analyzed: 12/29/19 07:33 Lab File ID: UX88100.D GC Column: DB-624 ID: 0.18(mm)

COMPOUND NAME	RETENTION TIME	MANUAL INTEGRATION		
		REASON	ANALYST	DATE
2-Butanone (MEK)		Invalid Compound ID	latat	12/30/19 05:08

Lab Sample ID: 240-124062-3 MS Client Sample ID: E-SB-DUP-01 MS

Date Analyzed: 12/29/19 07:56 Lab File ID: UX88101.D GC Column: DB-624 ID: 0.18(mm)

COMPOUND NAME	RETENTION TIME	MANUAL INTEGRATION		
		REASON	ANALYST	DATE
2-Butanone (MEK)	4.21	Peak assignment corrected	latat	12/30/19 05:10

Lab Sample ID: 240-124062-3 MSD Client Sample ID: E-SB-DUP-01 MSD

Date Analyzed: 12/29/19 08:18 Lab File ID: UX88102.D GC Column: DB-624 ID: 0.18(mm)

COMPOUND NAME	RETENTION TIME	MANUAL INTEGRATION		
		REASON	ANALYST	DATE
2-Butanone (MEK)	4.21	Peak assignment corrected	latat	12/30/19 05:11

PCBS MANUAL INTEGRATION SUMMARY

Lab Name: Eurofins TestAmerica, Canton Job No.: 240-124062-1

SDG No.:

Instrument ID: A2HP11 Analysis Batch Number: 402587

Lab Sample ID: STD005 240-402587/4 IC Client Sample ID:

Date Analyzed: 09/26/19 12:22 Lab File ID: P11092604.D GC Column: CLP-1 (0.53mm ID: 0.53(mm)

COMPOUND NAME	RETENTION TIME	MANUAL INTEGRATION		
		REASON	ANALYST	DATE
PCB-1262 Peak 1	5.99	Baseline Smoothing	hassl	09/27/19 07:25
PCB-1262 Peak 2	6.62	Baseline Smoothing	hassl	09/27/19 07:25
PCB-1262 Peak 3	6.84	Baseline Smoothing	hassl	09/27/19 07:25
PCB-1262 Peak 4	7.12	Baseline Smoothing	hassl	09/27/19 07:25
PCB-1262 Peak 5	7.40	Baseline Smoothing	hassl	09/27/19 07:25

Lab Sample ID: STD01 240-402587/5 IC Client Sample ID:

Date Analyzed: 09/26/19 12:37 Lab File ID: P11092605.D GC Column: CLP-1 (0.53mm ID: 0.53(mm)

COMPOUND NAME	RETENTION TIME	MANUAL INTEGRATION		
		REASON	ANALYST	DATE
PCB-1262 Peak 1	5.99	Baseline Smoothing	hassl	09/27/19 07:25
PCB-1262 Peak 2	6.62	Baseline Smoothing	hassl	09/27/19 07:25
PCB-1262 Peak 3	6.84	Baseline Smoothing	hassl	09/27/19 07:25
PCB-1262 Peak 4	7.12	Baseline Smoothing	hassl	09/27/19 07:25
PCB-1262 Peak 5	7.40	Baseline Smoothing	hassl	09/27/19 07:25

Lab Sample ID: STD1 240-402587/8 IC Client Sample ID:

Date Analyzed: 09/26/19 13:21 Lab File ID: P11092608.D GC Column: CLP-1 (0.53mm ID: 0.53(mm)

COMPOUND NAME	RETENTION TIME	MANUAL INTEGRATION		
		REASON	ANALYST	DATE
PCB-1232 Peak 4	4.19	Baseline Smoothing	hassl	09/27/19 07:25
PCB-1232 Peak 5	4.51	Baseline Smoothing	hassl	09/27/19 07:25

PCBS MANUAL INTEGRATION SUMMARY

Lab Name: Eurofins TestAmerica, Canton Job No.: 240-124062-1

SDG No.:

Instrument ID: A2HP11 Analysis Batch Number: 402587

Lab Sample ID: STD05 240-402587/13 IC Client Sample ID:

Date Analyzed: 09/26/19 14:34 Lab File ID: P11092613.D GC Column: CLP-2 (0.53mm ID: 0.53(mm)

COMPOUND NAME	RETENTION TIME	MANUAL INTEGRATION		
		REASON	ANALYST	DATE
PCB-1242 Peak 2	4.57	Baseline Smoothing	hassl	09/27/19 13:36
PCB-1242 Peak 3	5.13	Baseline Smoothing	hassl	09/27/19 13:36
PCB-1242 Peak 4	5.28	Baseline Smoothing	hassl	09/27/19 13:36
PCB-1242 Peak 5	5.56	Baseline Smoothing	hassl	09/27/19 13:36

Lab Sample ID: STD1 240-402587/14 IC Client Sample ID:

Date Analyzed: 09/26/19 14:49 Lab File ID: P11092614.D GC Column: CLP-1 (0.53mm ID: 0.53(mm)

COMPOUND NAME	RETENTION TIME	MANUAL INTEGRATION		
		REASON	ANALYST	DATE
PCB-1268 Peak 1	7.40	Baseline Smoothing	hassl	09/27/19 07:35

Lab Sample ID: STD15 240-402587/15 IC Client Sample ID:

Date Analyzed: 09/26/19 15:03 Lab File ID: P11092615.D GC Column: CLP-1 (0.53mm ID: 0.53(mm)

COMPOUND NAME	RETENTION TIME	MANUAL INTEGRATION		
		REASON	ANALYST	DATE
PCB-1268 Peak 1	7.40	Baseline Smoothing	hassl	09/27/19 13:36
PCB-1268 Peak 2	7.43	Baseline Smoothing	hassl	09/27/19 13:36
PCB-1268 Peak 3	7.60	Baseline Smoothing	hassl	09/27/19 13:36
PCB-1268 Peak 4	7.91	Baseline Smoothing	hassl	09/27/19 13:36
PCB-1268 Peak 5	8.14	Baseline Smoothing	hassl	09/27/19 13:36

PCBS MANUAL INTEGRATION SUMMARY

Lab Name: Eurofins TestAmerica, Canton Job No.: 240-124062-1

SDG No.:

Instrument ID: A2HP11 Analysis Batch Number: 402587

Lab Sample ID: STD005 240-402587/22 IC Client Sample ID:

Date Analyzed: 09/26/19 16:46 Lab File ID: P11092622.D GC Column: CLP-1 (0.53mm ID: 0.53(mm)

COMPOUND NAME	RETENTION TIME	MANUAL INTEGRATION		
		REASON	ANALYST	DATE
PCB-1254 Peak 1	5.41	Baseline Smoothing	hassl	09/27/19 07:44
PCB-1254 Peak 2	5.81	Baseline Smoothing	hassl	09/27/19 07:44
PCB-1254 Peak 3	6.08	Baseline Smoothing	hassl	09/27/19 07:44
PCB-1254 Peak 4	6.26	Baseline Smoothing	hassl	09/27/19 07:44

Lab Sample ID: STD01 240-402587/23 IC Client Sample ID:

Date Analyzed: 09/26/19 17:01 Lab File ID: P11092623.D GC Column: CLP-1 (0.53mm ID: 0.53(mm)

COMPOUND NAME	RETENTION TIME	MANUAL INTEGRATION		
		REASON	ANALYST	DATE
PCB-1254 Peak 1	5.41	Baseline Smoothing	hassl	09/27/19 07:39
PCB-1254 Peak 2	5.81	Baseline Smoothing	hassl	09/27/19 07:39
PCB-1254 Peak 3	6.08	Baseline Smoothing	hassl	09/27/19 07:39
PCB-1254 Peak 4	6.26	Baseline Smoothing	hassl	09/27/19 07:39
PCB-1254 Peak 5	6.51	Baseline Smoothing	hassl	09/27/19 07:39

Lab Sample ID: STD05 240-402587/31 ICI Client Sample ID:

Date Analyzed: 09/26/19 18:58 Lab File ID: P11092631.D GC Column: CLP-2 (0.53mm ID: 0.53(mm)

COMPOUND NAME	RETENTION TIME	MANUAL INTEGRATION		
		REASON	ANALYST	DATE
PCB-1016 Peak 2	4.57	Baseline Smoothing	hassl	09/27/19 07:38
PCB-1016 Peak 3	5.13	Baseline Smoothing	hassl	09/27/19 07:38
PCB-1016 Peak 4	5.28	Baseline Smoothing	hassl	09/27/19 07:38
PCB-1016 Peak 5	5.56	Baseline Smoothing	hassl	09/27/19 07:38

PCBS MANUAL INTEGRATION SUMMARY

Lab Name: Eurofins TestAmerica, Canton Job No.: 240-124062-1

SDG No.:

Instrument ID: A2HP11 Analysis Batch Number: 402587

Lab Sample ID: STD1 240-402587/32 IC Client Sample ID:

Date Analyzed: 09/26/19 19:12 Lab File ID: P11092632.D GC Column: CLP-2 (0.53mm ID: 0.53(mm)

COMPOUND NAME	RETENTION TIME	MANUAL INTEGRATION		
		REASON	ANALYST	DATE
PCB-1016 Peak 2	4.57	Baseline Smoothing	hassl	09/27/19 07:38
PCB-1016 Peak 3	5.13	Baseline Smoothing	hassl	09/27/19 07:38
PCB-1016 Peak 4	5.28	Baseline Smoothing	hassl	09/27/19 07:38
PCB-1016 Peak 5	5.56	Baseline Smoothing	hassl	09/27/19 07:38

Lab Sample ID: ICV 240-402587/37 Client Sample ID:

Date Analyzed: 09/26/19 20:25 Lab File ID: P11092637.D GC Column: CLP-1 (0.53mm ID: 0.53(mm)

COMPOUND NAME	RETENTION TIME	MANUAL INTEGRATION		
		REASON	ANALYST	DATE
PCB-1248 Peak 2	4.70	Baseline Smoothing	hassl	09/27/19 07:41
PCB-1248 Peak 3	5.41	Baseline Smoothing	hassl	09/27/19 07:41
PCB-1248 Peak 4	5.81	Baseline Smoothing	hassl	09/27/19 07:41
PCB-1248 Peak 5	6.33	Baseline Smoothing	hassl	09/27/19 07:41

PCBS MANUAL INTEGRATION SUMMARY

Lab Name: Eurofins TestAmerica, Canton Job No.: 240-124062-1

SDG No.:

Instrument ID: A2HP11 Analysis Batch Number: 417104

Lab Sample ID: CCV 240-417104/4 Client Sample ID:

Date Analyzed: 12/24/19 13:24 Lab File ID: P11122404.D GC Column: CLP-1 (0.53mm ID: 0.53(mm)

COMPOUND NAME	RETENTION TIME	MANUAL INTEGRATION		
		REASON	ANALYST	DATE
PCB-1232 Peak 5	4.48	Baseline Smoothing	hassl	12/26/19 07:24
PCB-1262 Peak 1	5.97	Baseline Smoothing	hassl	12/26/19 07:24
PCB-1262 Peak 2	6.60	Baseline Smoothing	hassl	12/26/19 07:24
PCB-1262 Peak 3	6.82	Baseline Smoothing	hassl	12/26/19 07:24
PCB-1262 Peak 4	7.10	Baseline Smoothing	hassl	12/26/19 07:24
PCB-1262 Peak 5	7.38	Baseline Smoothing	hassl	12/26/19 07:24

Lab Sample ID: CCV 240-417104/6 Client Sample ID:

Date Analyzed: 12/24/19 13:53 Lab File ID: P11122406.D GC Column: CLP-1 (0.53mm ID: 0.53(mm)

COMPOUND NAME	RETENTION TIME	MANUAL INTEGRATION		
		REASON	ANALYST	DATE
PCB-1248 Peak 2	4.68	Baseline Smoothing	hassl	12/26/19 07:24
PCB-1248 Peak 3	5.39	Baseline Smoothing	hassl	12/26/19 07:24
PCB-1248 Peak 4	5.79	Baseline Smoothing	hassl	12/26/19 07:24
PCB-1248 Peak 5	6.31	Baseline Smoothing	hassl	12/26/19 07:24

PCBS MANUAL INTEGRATION SUMMARY

Lab Name: Eurofins TestAmerica, Canton Job No.: 240-124062-1

SDG No.:

Instrument ID: A2HP11 Analysis Batch Number: 417104

Lab Sample ID: 240-124062-6 Client Sample ID: WC-S-PILES-121719

Date Analyzed: 12/24/19 16:04 Lab File ID: P11122415.D GC Column: CLP-1 (0.53mm ID: 0.53(mm)

COMPOUND NAME	RETENTION TIME	MANUAL INTEGRATION		
		REASON	ANALYST	DATE
Aroclor-1248		Unspecified		
Aroclor-1254		Unspecified		
Aroclor-1262		Unspecified		
Aroclor-1268		Unspecified		
PCB-1248 Peak 1		Invalid Compound ID	hassl	12/26/19 07:27
PCB-1248 Peak 2		Invalid Compound ID	hassl	12/26/19 07:27
PCB-1248 Peak 3		Invalid Compound ID	hassl	12/26/19 07:27
PCB-1248 Peak 4		Invalid Compound ID	hassl	12/26/19 07:27
PCB-1248 Peak 5		Invalid Compound ID	hassl	12/26/19 07:27
PCB-1254 Peak 1		Invalid Compound ID	hassl	12/26/19 07:27
PCB-1254 Peak 2		Invalid Compound ID	hassl	12/26/19 07:27
PCB-1254 Peak 3		Invalid Compound ID	hassl	12/26/19 07:27
PCB-1254 Peak 4		Invalid Compound ID	hassl	12/26/19 07:27
PCB-1254 Peak 5		Invalid Compound ID	hassl	12/26/19 07:27
PCB-1262 Peak 1		Invalid Compound ID	hassl	12/26/19 07:27
PCB-1262 Peak 2		Invalid Compound ID	hassl	12/26/19 07:27
PCB-1262 Peak 3		Invalid Compound ID	hassl	12/26/19 07:27
PCB-1262 Peak 4		Invalid Compound ID	hassl	12/26/19 07:27
PCB-1262 Peak 5		Invalid Compound ID	hassl	12/26/19 07:27
PCB-1268 Peak 1		Invalid Compound ID	hassl	12/26/19 07:27
PCB-1268 Peak 2		Invalid Compound ID	hassl	12/26/19 07:27
PCB-1268 Peak 3		Invalid Compound ID	hassl	12/26/19 07:27
PCB-1268 Peak 4		Invalid Compound ID	hassl	12/26/19 07:27
PCB-1268 Peak 5		Invalid Compound ID	hassl	12/26/19 07:27

PCBS MANUAL INTEGRATION SUMMARY

Lab Name: Eurofins TestAmerica, Canton Job No.: 240-124062-1

SDG No.:

Instrument ID: A2HP11 Analysis Batch Number: 417104

Lab Sample ID: 240-124062-6 Client Sample ID: WC-S-PILES-121719

Date Analyzed: 12/24/19 16:04 Lab File ID: P11122415.D GC Column: CLP-2 (0.53mm ID: 0.53(mm)

COMPOUND NAME	RETENTION TIME	MANUAL INTEGRATION		
		REASON	ANALYST	DATE
Aroclor-1248		Unspecified		
Aroclor-1254		Unspecified		
Aroclor-1262		Unspecified		
Aroclor-1268		Unspecified		
PCB-1248 Peak 1		Invalid Compound ID	hassl	12/26/19 07:27
PCB-1248 Peak 2		Invalid Compound ID	hassl	12/26/19 07:27
PCB-1248 Peak 3		Invalid Compound ID	hassl	12/26/19 07:27
PCB-1248 Peak 4		Invalid Compound ID	hassl	12/26/19 07:27
PCB-1248 Peak 5		Invalid Compound ID	hassl	12/26/19 07:27
PCB-1254 Peak 1		Invalid Compound ID	hassl	12/26/19 07:27
PCB-1254 Peak 2		Invalid Compound ID	hassl	12/26/19 07:27
PCB-1254 Peak 3		Invalid Compound ID	hassl	12/26/19 07:27
PCB-1254 Peak 4		Invalid Compound ID	hassl	12/26/19 07:27
PCB-1254 Peak 5		Invalid Compound ID	hassl	12/26/19 07:27
PCB-1262 Peak 1		Invalid Compound ID	hassl	12/26/19 07:27
PCB-1262 Peak 2		Invalid Compound ID	hassl	12/26/19 07:27
PCB-1262 Peak 3		Invalid Compound ID	hassl	12/26/19 07:27
PCB-1262 Peak 4		Invalid Compound ID	hassl	12/26/19 07:27
PCB-1262 Peak 5		Invalid Compound ID	hassl	12/26/19 07:27
PCB-1268 Peak 1		Invalid Compound ID	hassl	12/26/19 07:27
PCB-1268 Peak 2		Invalid Compound ID	hassl	12/26/19 07:27
PCB-1268 Peak 3		Invalid Compound ID	hassl	12/26/19 07:27
PCB-1268 Peak 4		Invalid Compound ID	hassl	12/26/19 07:27
PCB-1268 Peak 5		Invalid Compound ID	hassl	12/26/19 07:27

PCBS MANUAL INTEGRATION SUMMARY

Lab Name: Eurofins TestAmerica, Canton Job No.: 240-124062-1

SDG No.:

Instrument ID: A2HP11 Analysis Batch Number: 417104

Lab Sample ID: 240-124017-C-32-C MS Client Sample ID:

Date Analyzed: 12/24/19 17:03 Lab File ID: P11122419.D GC Column: CLP-1 (0.53mm ID: 0.53(mm)

COMPOUND NAME	RETENTION TIME	MANUAL INTEGRATION		
		REASON	ANALYST	DATE
Aroclor-1221		Unspecified		
Aroclor-1232		Unspecified		
Aroclor-1242		Unspecified		
Aroclor-1248		Unspecified		
Aroclor-1254		Unspecified		
Aroclor-1262		Unspecified		
Aroclor-1268		Unspecified		
PCB-1016 Peak 2	3.32	Baseline Smoothing	hassl	12/26/19 07:31
PCB-1016 Peak 3	3.99	Baseline Smoothing	hassl	12/26/19 07:31
PCB-1016 Peak 4	4.17	Baseline Smoothing	hassl	12/26/19 07:31
PCB-1016 Peak 5	4.49	Baseline Smoothing	hassl	12/26/19 07:31
PCB-1260 Peak 1	5.97	Baseline Smoothing	hassl	12/26/19 07:31
PCB-1260 Peak 2	6.24	Baseline Smoothing	hassl	12/26/19 07:31
PCB-1260 Peak 3	6.60	Baseline Smoothing	hassl	12/26/19 07:31
PCB-1260 Peak 4	7.10	Baseline Smoothing	hassl	12/26/19 07:31
PCB-1260 Peak 5	7.34	Baseline Smoothing	hassl	12/26/19 07:31
PCB-1221 Peak 1		Invalid Compound ID	hassl	12/26/19 07:30
PCB-1221 Peak 2		Invalid Compound ID	hassl	12/26/19 07:30
PCB-1221 Peak 3		Invalid Compound ID	hassl	12/26/19 07:30
PCB-1232 Peak 1		Invalid Compound ID	hassl	12/26/19 07:30
PCB-1232 Peak 2		Invalid Compound ID	hassl	12/26/19 07:30
PCB-1232 Peak 3		Invalid Compound ID	hassl	12/26/19 07:30
PCB-1232 Peak 4		Invalid Compound ID	hassl	12/26/19 07:30
PCB-1232 Peak 5		Invalid Compound ID	hassl	12/26/19 07:30
PCB-1242 Peak 1		Invalid Compound ID	hassl	12/26/19 07:30
PCB-1242 Peak 2		Invalid Compound ID	hassl	12/26/19 07:30
PCB-1242 Peak 3		Invalid Compound ID	hassl	12/26/19 07:30
PCB-1242 Peak 4		Invalid Compound ID	hassl	12/26/19 07:30
PCB-1242 Peak 5		Invalid Compound ID	hassl	12/26/19 07:30
PCB-1248 Peak 1		Invalid Compound ID	hassl	12/26/19 07:30

PCBS MANUAL INTEGRATION SUMMARY

Lab Name: Eurofins TestAmerica, Canton Job No.: 240-124062-1

SDG No.:

Instrument ID: A2HP11 Analysis Batch Number: 417104

Lab Sample ID: 240-124017-C-32-C MS Client Sample ID:

Date Analyzed: 12/24/19 17:03 Lab File ID: P11122419.D GC Column: CLP-1 (0.53mm ID: 0.53(mm)

COMPOUND NAME	RETENTION TIME	MANUAL INTEGRATION		
		REASON	ANALYST	DATE
PCB-1248 Peak 2		Invalid Compound ID	hassl	12/26/19 07:30
PCB-1248 Peak 3		Invalid Compound ID	hassl	12/26/19 07:30
PCB-1248 Peak 4		Invalid Compound ID	hassl	12/26/19 07:30
PCB-1248 Peak 5		Invalid Compound ID	hassl	12/26/19 07:30
PCB-1254 Peak 1		Baseline Smoothing	hassl	12/26/19 07:31
PCB-1254 Peak 2		Baseline Smoothing	hassl	12/26/19 07:31
PCB-1254 Peak 3		Baseline Smoothing	hassl	12/26/19 07:31
PCB-1254 Peak 4		Baseline Smoothing	hassl	12/26/19 07:31
PCB-1254 Peak 5		Baseline Smoothing	hassl	12/26/19 07:31
PCB-1262 Peak 1		Baseline Smoothing	hassl	12/26/19 07:31
PCB-1262 Peak 2		Baseline Smoothing	hassl	12/26/19 07:31
PCB-1262 Peak 3		Baseline Smoothing	hassl	12/26/19 07:31
PCB-1262 Peak 4		Baseline Smoothing	hassl	12/26/19 07:31
PCB-1262 Peak 5		Baseline Smoothing	hassl	12/26/19 07:31
PCB-1268 Peak 1		Invalid Compound ID	hassl	12/26/19 07:30
PCB-1268 Peak 2		Invalid Compound ID	hassl	12/26/19 07:30
PCB-1268 Peak 3		Invalid Compound ID	hassl	12/26/19 07:30
PCB-1268 Peak 4		Invalid Compound ID	hassl	12/26/19 07:30
PCB-1268 Peak 5		Invalid Compound ID	hassl	12/26/19 07:30

PCBS MANUAL INTEGRATION SUMMARY

Lab Name: Eurofins TestAmerica, Canton Job No.: 240-124062-1

SDG No.:

Instrument ID: A2HP11 Analysis Batch Number: 417104

Lab Sample ID: 240-124017-C-32-C MS Client Sample ID:

Date Analyzed: 12/24/19 17:03 Lab File ID: P11122419.D GC Column: CLP-2 (0.53mm ID: 0.53(mm)

COMPOUND NAME	RETENTION TIME	MANUAL INTEGRATION		
		REASON	ANALYST	DATE
Aroclor-1221		Unspecified		
Aroclor-1232		Unspecified		
Aroclor-1242		Unspecified		
Aroclor-1248		Unspecified		
Aroclor-1254		Unspecified		
Aroclor-1262		Unspecified		
Aroclor-1268		Unspecified		
PCB-1016 Peak 2	4.55	Baseline Smoothing	hassl	12/26/19 07:31
PCB-1016 Peak 3	5.11	Baseline Smoothing	hassl	12/26/19 07:31
PCB-1016 Peak 4	5.26	Baseline Smoothing	hassl	12/26/19 07:31
PCB-1016 Peak 5	5.54	Baseline Smoothing	hassl	12/26/19 07:31
PCB-1260 Peak 1	7.19	Baseline Smoothing	hassl	12/26/19 07:31
PCB-1260 Peak 2	7.50	Baseline Smoothing	hassl	12/26/19 07:31
PCB-1260 Peak 3	7.84	Baseline Smoothing	hassl	12/26/19 07:31
PCB-1260 Peak 4	8.06	Baseline Smoothing	hassl	12/26/19 07:31
PCB-1260 Peak 5	8.35	Baseline Smoothing	hassl	12/26/19 07:31
PCB-1221 Peak 1		Invalid Compound ID	hassl	12/26/19 07:30
PCB-1221 Peak 2		Invalid Compound ID	hassl	12/26/19 07:30
PCB-1221 Peak 3		Invalid Compound ID	hassl	12/26/19 07:30
PCB-1232 Peak 1		Invalid Compound ID	hassl	12/26/19 07:30
PCB-1232 Peak 2		Invalid Compound ID	hassl	12/26/19 07:30
PCB-1232 Peak 3		Invalid Compound ID	hassl	12/26/19 07:30
PCB-1232 Peak 4		Invalid Compound ID	hassl	12/26/19 07:30
PCB-1232 Peak 5		Invalid Compound ID	hassl	12/26/19 07:30
PCB-1242 Peak 1		Invalid Compound ID	hassl	12/26/19 07:30
PCB-1242 Peak 2		Invalid Compound ID	hassl	12/26/19 07:30
PCB-1242 Peak 3		Invalid Compound ID	hassl	12/26/19 07:30
PCB-1242 Peak 4		Invalid Compound ID	hassl	12/26/19 07:30
PCB-1242 Peak 5		Invalid Compound ID	hassl	12/26/19 07:30
PCB-1248 Peak 1		Baseline Smoothing	hassl	12/26/19 07:31

PCBS MANUAL INTEGRATION SUMMARY

Lab Name: Eurofins TestAmerica, Canton Job No.: 240-124062-1

SDG No.:

Instrument ID: A2HP11 Analysis Batch Number: 417104

Lab Sample ID: 240-124017-C-32-C MS Client Sample ID:

Date Analyzed: 12/24/19 17:03 Lab File ID: P11122419.D GC Column: CLP-2 (0.53mm ID: 0.53(mm)

COMPOUND NAME	RETENTION TIME	MANUAL INTEGRATION		
		REASON	ANALYST	DATE
PCB-1248 Peak 2		Baseline Smoothing	hassl	12/26/19 07:31
PCB-1248 Peak 3		Baseline Smoothing	hassl	12/26/19 07:31
PCB-1248 Peak 4		Baseline Smoothing	hassl	12/26/19 07:31
PCB-1248 Peak 5		Baseline Smoothing	hassl	12/26/19 07:31
PCB-1254 Peak 1		Invalid Compound ID	hassl	12/26/19 07:30
PCB-1254 Peak 2		Invalid Compound ID	hassl	12/26/19 07:30
PCB-1254 Peak 3		Invalid Compound ID	hassl	12/26/19 07:30
PCB-1254 Peak 4		Invalid Compound ID	hassl	12/26/19 07:30
PCB-1254 Peak 5		Invalid Compound ID	hassl	12/26/19 07:30
PCB-1262 Peak 1		Baseline Smoothing	hassl	12/26/19 07:31
PCB-1262 Peak 2		Baseline Smoothing	hassl	12/26/19 07:31
PCB-1262 Peak 3		Baseline Smoothing	hassl	12/26/19 07:31
PCB-1262 Peak 4		Baseline Smoothing	hassl	12/26/19 07:31
PCB-1262 Peak 5		Baseline Smoothing	hassl	12/26/19 07:31
PCB-1268 Peak 1		Invalid Compound ID	hassl	12/26/19 07:30
PCB-1268 Peak 2		Invalid Compound ID	hassl	12/26/19 07:30
PCB-1268 Peak 3		Invalid Compound ID	hassl	12/26/19 07:30
PCB-1268 Peak 4		Invalid Compound ID	hassl	12/26/19 07:30
PCB-1268 Peak 5		Invalid Compound ID	hassl	12/26/19 07:30

PCBS MANUAL INTEGRATION SUMMARY

Lab Name: Eurofins TestAmerica, Canton Job No.: 240-124062-1

SDG No.:

Instrument ID: A2HP11 Analysis Batch Number: 417104

Lab Sample ID: 240-124017-C-32-D MSD Client Sample ID:

Date Analyzed: 12/24/19 17:18 Lab File ID: P11122420.D GC Column: CLP-1 (0.53mm ID: 0.53(mm)

COMPOUND NAME	RETENTION TIME	MANUAL INTEGRATION		
		REASON	ANALYST	DATE
Aroclor-1221		Unspecified		
Aroclor-1232		Unspecified		
Aroclor-1242		Unspecified		
Aroclor-1248		Unspecified		
Aroclor-1254		Unspecified		
Aroclor-1262		Unspecified		
Aroclor-1268		Unspecified		
PCB-1016 Peak 2	3.32	Baseline Smoothing	hassl	12/26/19 07:31
PCB-1016 Peak 3	3.99	Baseline Smoothing	hassl	12/26/19 07:31
PCB-1016 Peak 4	4.17	Baseline Smoothing	hassl	12/26/19 07:31
PCB-1016 Peak 5	4.48	Baseline Smoothing	hassl	12/26/19 07:31
PCB-1260 Peak 1	5.97	Baseline Smoothing	hassl	12/26/19 07:31
PCB-1260 Peak 2	6.24	Baseline Smoothing	hassl	12/26/19 07:31
PCB-1260 Peak 3	6.60	Baseline Smoothing	hassl	12/26/19 07:31
PCB-1260 Peak 4	7.10	Baseline Smoothing	hassl	12/26/19 07:31
PCB-1260 Peak 5	7.34	Baseline Smoothing	hassl	12/26/19 07:31
DCB Decachlorobiphenyl	8.27	Baseline Smoothing	hassl	12/26/19 07:31
PCB-1221 Peak 1		Invalid Compound ID	hassl	12/26/19 07:31
PCB-1221 Peak 2		Invalid Compound ID	hassl	12/26/19 07:31
PCB-1221 Peak 3		Invalid Compound ID	hassl	12/26/19 07:31
PCB-1232 Peak 1		Invalid Compound ID	hassl	12/26/19 07:31
PCB-1232 Peak 2		Invalid Compound ID	hassl	12/26/19 07:31
PCB-1232 Peak 3		Invalid Compound ID	hassl	12/26/19 07:31
PCB-1232 Peak 4		Invalid Compound ID	hassl	12/26/19 07:31
PCB-1232 Peak 5		Invalid Compound ID	hassl	12/26/19 07:31
PCB-1242 Peak 1		Invalid Compound ID	hassl	12/26/19 07:31
PCB-1242 Peak 2		Invalid Compound ID	hassl	12/26/19 07:31
PCB-1242 Peak 3		Invalid Compound ID	hassl	12/26/19 07:31
PCB-1242 Peak 4		Invalid Compound ID	hassl	12/26/19 07:31
PCB-1242 Peak 5		Invalid Compound ID	hassl	12/26/19 07:31

PCBS MANUAL INTEGRATION SUMMARY

Lab Name: Eurofins TestAmerica, Canton Job No.: 240-124062-1

SDG No.:

Instrument ID: A2HP11 Analysis Batch Number: 417104

Lab Sample ID: 240-124017-C-32-D MSD Client Sample ID:

Date Analyzed: 12/24/19 17:18 Lab File ID: P11122420.D GC Column: CLP-1 (0.53mm ID: 0.53(mm)

COMPOUND NAME	RETENTION TIME	MANUAL INTEGRATION		
		REASON	ANALYST	DATE
PCB-1248 Peak 1		Invalid Compound ID	hassl	12/26/19 07:31
PCB-1248 Peak 2		Invalid Compound ID	hassl	12/26/19 07:31
PCB-1248 Peak 3		Invalid Compound ID	hassl	12/26/19 07:31
PCB-1248 Peak 4		Invalid Compound ID	hassl	12/26/19 07:31
PCB-1248 Peak 5		Invalid Compound ID	hassl	12/26/19 07:31
PCB-1254 Peak 1		Invalid Compound ID	hassl	12/26/19 07:31
PCB-1254 Peak 2		Invalid Compound ID	hassl	12/26/19 07:31
PCB-1254 Peak 3		Invalid Compound ID	hassl	12/26/19 07:31
PCB-1254 Peak 4		Invalid Compound ID	hassl	12/26/19 07:31
PCB-1254 Peak 5		Invalid Compound ID	hassl	12/26/19 07:31
PCB-1262 Peak 1		Invalid Compound ID	hassl	12/26/19 07:31
PCB-1262 Peak 2		Invalid Compound ID	hassl	12/26/19 07:31
PCB-1262 Peak 3		Invalid Compound ID	hassl	12/26/19 07:31
PCB-1262 Peak 4		Invalid Compound ID	hassl	12/26/19 07:31
PCB-1262 Peak 5		Invalid Compound ID	hassl	12/26/19 07:31
PCB-1268 Peak 1		Invalid Compound ID	hassl	12/26/19 07:31
PCB-1268 Peak 2		Invalid Compound ID	hassl	12/26/19 07:31
PCB-1268 Peak 3		Invalid Compound ID	hassl	12/26/19 07:31
PCB-1268 Peak 4		Invalid Compound ID	hassl	12/26/19 07:31
PCB-1268 Peak 5		Invalid Compound ID	hassl	12/26/19 07:31

PCBS MANUAL INTEGRATION SUMMARY

Lab Name: Eurofins TestAmerica, Canton Job No.: 240-124062-1

SDG No.:

Instrument ID: A2HP11 Analysis Batch Number: 417104

Lab Sample ID: 240-124017-C-32-D MSD Client Sample ID:

Date Analyzed: 12/24/19 17:18 Lab File ID: P11122420.D GC Column: CLP-2 (0.53mm ID: 0.53(mm)

COMPOUND NAME	RETENTION TIME	MANUAL INTEGRATION		
		REASON	ANALYST	DATE
Aroclor-1221		Unspecified		
Aroclor-1232		Unspecified		
Aroclor-1242		Unspecified		
Aroclor-1248		Unspecified		
Aroclor-1254		Unspecified		
Aroclor-1262		Unspecified		
Aroclor-1268		Unspecified		
PCB-1016 Peak 1	3.98	Baseline Smoothing	hassl	12/26/19 07:31
PCB-1016 Peak 2	4.55	Baseline Smoothing	hassl	12/26/19 07:31
PCB-1016 Peak 3	5.11	Baseline Smoothing	hassl	12/26/19 07:31
PCB-1016 Peak 4	5.26	Baseline Smoothing	hassl	12/26/19 07:31
PCB-1016 Peak 5	5.54	Baseline Smoothing	hassl	12/26/19 07:31
PCB-1260 Peak 1	7.19	Baseline Smoothing	hassl	12/26/19 07:31
PCB-1260 Peak 2	7.50	Baseline Smoothing	hassl	12/26/19 07:31
PCB-1260 Peak 3	7.84	Baseline Smoothing	hassl	12/26/19 07:31
PCB-1260 Peak 4	8.06	Baseline Smoothing	hassl	12/26/19 07:31
PCB-1260 Peak 5	8.35	Baseline Smoothing	hassl	12/26/19 07:31
PCB-1221 Peak 1		Invalid Compound ID	hassl	12/26/19 07:31
PCB-1221 Peak 2		Invalid Compound ID	hassl	12/26/19 07:31
PCB-1221 Peak 3		Invalid Compound ID	hassl	12/26/19 07:31
PCB-1232 Peak 1		Invalid Compound ID	hassl	12/26/19 07:31
PCB-1232 Peak 2		Invalid Compound ID	hassl	12/26/19 07:31
PCB-1232 Peak 3		Invalid Compound ID	hassl	12/26/19 07:31
PCB-1232 Peak 4		Invalid Compound ID	hassl	12/26/19 07:31
PCB-1232 Peak 5		Invalid Compound ID	hassl	12/26/19 07:31
PCB-1242 Peak 1		Invalid Compound ID	hassl	12/26/19 07:31
PCB-1242 Peak 2		Invalid Compound ID	hassl	12/26/19 07:31
PCB-1242 Peak 3		Invalid Compound ID	hassl	12/26/19 07:31
PCB-1242 Peak 4		Invalid Compound ID	hassl	12/26/19 07:31
PCB-1242 Peak 5		Invalid Compound ID	hassl	12/26/19 07:31

PCBS MANUAL INTEGRATION SUMMARY

Lab Name: Eurofins TestAmerica, Canton Job No.: 240-124062-1

SDG No.:

Instrument ID: A2HP11 Analysis Batch Number: 417104

Lab Sample ID: 240-124017-C-32-D MSD Client Sample ID:

Date Analyzed: 12/24/19 17:18 Lab File ID: P11122420.D GC Column: CLP-2 (0.53mm ID: 0.53(mm)

COMPOUND NAME	RETENTION TIME	MANUAL INTEGRATION		
		REASON	ANALYST	DATE
PCB-1248 Peak 1		Invalid Compound ID	hassl	12/26/19 07:31
PCB-1248 Peak 2		Invalid Compound ID	hassl	12/26/19 07:31
PCB-1248 Peak 3		Invalid Compound ID	hassl	12/26/19 07:31
PCB-1248 Peak 4		Invalid Compound ID	hassl	12/26/19 07:31
PCB-1248 Peak 5		Invalid Compound ID	hassl	12/26/19 07:31
PCB-1254 Peak 1		Invalid Compound ID	hassl	12/26/19 07:31
PCB-1254 Peak 2		Invalid Compound ID	hassl	12/26/19 07:31
PCB-1254 Peak 3		Invalid Compound ID	hassl	12/26/19 07:31
PCB-1254 Peak 4		Invalid Compound ID	hassl	12/26/19 07:31
PCB-1254 Peak 5		Invalid Compound ID	hassl	12/26/19 07:31
PCB-1262 Peak 1		Invalid Compound ID	hassl	12/26/19 07:31
PCB-1262 Peak 2		Invalid Compound ID	hassl	12/26/19 07:31
PCB-1262 Peak 3		Invalid Compound ID	hassl	12/26/19 07:31
PCB-1262 Peak 4		Invalid Compound ID	hassl	12/26/19 07:31
PCB-1262 Peak 5		Invalid Compound ID	hassl	12/26/19 07:31
PCB-1268 Peak 1		Invalid Compound ID	hassl	12/26/19 07:31
PCB-1268 Peak 2		Invalid Compound ID	hassl	12/26/19 07:31
PCB-1268 Peak 3		Invalid Compound ID	hassl	12/26/19 07:31
PCB-1268 Peak 4		Invalid Compound ID	hassl	12/26/19 07:31
PCB-1268 Peak 5		Invalid Compound ID	hassl	12/26/19 07:31

PCBS MANUAL INTEGRATION SUMMARY

Lab Name: Eurofins TestAmerica, Canton Job No.: 240-124062-1

SDG No.:

Instrument ID: A2HP12 Analysis Batch Number: 401912

Lab Sample ID: STD005 240-401912/4 IC Client Sample ID:

Date Analyzed: 09/23/19 12:57 Lab File ID: P12092304.D GC Column: CLP-1 (0.53mm ID: 0.53(mm)

COMPOUND NAME	RETENTION TIME	MANUAL INTEGRATION		
		REASON	ANALYST	DATE
PCB-1232 Peak 5	6.93	Peak assignment corrected	hassl	09/24/19 05:41

Lab Sample ID: STD02 240-401912/6 IC Client Sample ID:

Date Analyzed: 09/23/19 13:40 Lab File ID: P12092306.D GC Column: CLP-1 (0.53mm ID: 0.53(mm)

COMPOUND NAME	RETENTION TIME	MANUAL INTEGRATION		
		REASON	ANALYST	DATE
PCB-1232 Peak 5	6.93	Baseline Smoothing	hassl	09/24/19 05:43

Lab Sample ID: STD05 240-401912/7 IC Client Sample ID:

Date Analyzed: 09/23/19 14:01 Lab File ID: P12092307.D GC Column: CLP-1 (0.53mm ID: 0.53(mm)

COMPOUND NAME	RETENTION TIME	MANUAL INTEGRATION		
		REASON	ANALYST	DATE
PCB-1232 Peak 3	6.18	Baseline Smoothing	hassl	09/24/19 05:41
PCB-1232 Peak 4	6.37	Baseline Smoothing	hassl	09/24/19 05:41
PCB-1232 Peak 5	6.93	Baseline Smoothing	hassl	09/24/19 05:41

Lab Sample ID: STD1 240-401912/8 IC Client Sample ID:

Date Analyzed: 09/23/19 14:22 Lab File ID: P12092308.D GC Column: CLP-1 (0.53mm ID: 0.53(mm)

COMPOUND NAME	RETENTION TIME	MANUAL INTEGRATION		
		REASON	ANALYST	DATE
PCB-1232 Peak 3	6.18	Baseline Smoothing	hassl	09/24/19 05:42
PCB-1232 Peak 4	6.37	Baseline Smoothing	hassl	09/24/19 05:42
PCB-1232 Peak 5	6.93	Baseline Smoothing	hassl	09/24/19 05:42

PCBS MANUAL INTEGRATION SUMMARY

Lab Name: Eurofins TestAmerica, Canton Job No.: 240-124062-1

SDG No.:

Instrument ID: A2HP12 Analysis Batch Number: 401912

Lab Sample ID: STD01 240-401912/11 IC Client Sample ID:

Date Analyzed: 09/23/19 15:26 Lab File ID: P12092311.D GC Column: CLP-1 (0.53mm ID: 0.53(mm)

COMPOUND NAME	RETENTION TIME	MANUAL INTEGRATION		
		REASON	ANALYST	DATE
PCB-1242 Peak 3	6.18	Baseline Smoothing	hassl	09/24/19 05:43
PCB-1242 Peak 4	6.37	Baseline Smoothing	hassl	09/24/19 05:43
PCB-1242 Peak 5	6.93	Baseline Smoothing	hassl	09/24/19 05:43

Lab Sample ID: STD01 240-401912/17 IC Client Sample ID:

Date Analyzed: 09/23/19 17:34 Lab File ID: P12092317.D GC Column: CLP-2 (0.53mm ID: 0.53(mm)

COMPOUND NAME	RETENTION TIME	MANUAL INTEGRATION		
		REASON	ANALYST	DATE
PCB-1248 Peak 2	7.16	Split Peak	hassl	09/24/19 05:45
PCB-1248 Peak 3	8.12	Baseline Smoothing	hassl	09/24/19 05:45
PCB-1248 Peak 4	8.50	Baseline Smoothing	hassl	09/24/19 05:45

Lab Sample ID: STD02 240-401912/18 IC Client Sample ID:

Date Analyzed: 09/23/19 17:55 Lab File ID: P12092318.D GC Column: CLP-2 (0.53mm ID: 0.53(mm)

COMPOUND NAME	RETENTION TIME	MANUAL INTEGRATION		
		REASON	ANALYST	DATE
PCB-1248 Peak 3	8.12	Baseline Smoothing	hassl	09/24/19 05:46
PCB-1248 Peak 4	8.50	Baseline Smoothing	hassl	09/24/19 05:46

Lab Sample ID: STD05 240-401912/19 IC Client Sample ID:

Date Analyzed: 09/23/19 18:17 Lab File ID: P12092319.D GC Column: CLP-1 (0.53mm ID: 0.53(mm)

COMPOUND NAME	RETENTION TIME	MANUAL INTEGRATION		
		REASON	ANALYST	DATE
PCB-1248 Peak 2	6.93	Baseline Smoothing	hassl	09/24/19 06:26
PCB-1248 Peak 3	7.48	Baseline Smoothing	hassl	09/24/19 06:26
PCB-1248 Peak 4	7.76	Baseline Smoothing	hassl	09/24/19 06:26

PCBS MANUAL INTEGRATION SUMMARY

Lab Name: Eurofins TestAmerica, Canton Job No.: 240-124062-1

SDG No.:

Instrument ID: A2HP12 Analysis Batch Number: 401912

Lab Sample ID: STD15 240-401912/21 IC Client Sample ID:

Date Analyzed: 09/23/19 18:59 Lab File ID: P12092321.D GC Column: CLP-1 (0.53mm ID: 0.53(mm)

COMPOUND NAME	RETENTION TIME	MANUAL INTEGRATION		
		REASON	ANALYST	DATE
PCB-1248 Peak 1	5.50	Baseline Smoothing	hassl	09/24/19 06:27

Lab Sample ID: STD005 240-401912/28 IC Client Sample ID:

Date Analyzed: 09/23/19 21:28 Lab File ID: P12092328.D GC Column: CLP-1 (0.53mm ID: 0.53(mm)

COMPOUND NAME	RETENTION TIME	MANUAL INTEGRATION		
		REASON	ANALYST	DATE
PCB-1260 Peak 1	8.48	Baseline Smoothing	hassl	09/24/19 06:28
PCB-1260 Peak 2	8.81	Split Peak	grantk	09/25/19 07:16
PCB-1260 Peak 3	9.14	Baseline Smoothing	hassl	09/24/19 06:28
PCB-1260 Peak 4	9.93	Baseline Smoothing	hassl	09/24/19 06:28
PCB-1260 Peak 5	10.26	Baseline Smoothing	hassl	09/24/19 06:28

Lab Sample ID: STD1 240-401912/32 IC Client Sample ID:

Date Analyzed: 09/23/19 22:53 Lab File ID: P12092332.D GC Column: CLP-1 (0.53mm ID: 0.53(mm)

COMPOUND NAME	RETENTION TIME	MANUAL INTEGRATION		
		REASON	ANALYST	DATE
PCB-1016 Peak 2	5.50	Baseline Smoothing	hassl	09/24/19 06:29
PCB-1016 Peak 3	6.18	Baseline Smoothing	hassl	09/24/19 06:29
PCB-1016 Peak 4	6.37	Baseline Smoothing	hassl	09/24/19 06:29
PCB-1016 Peak 5	6.71	Baseline Smoothing	hassl	09/24/19 06:29

PCBS MANUAL INTEGRATION SUMMARY

Lab Name: Eurofins TestAmerica, Canton Job No.: 240-124062-1

SDG No.:

Instrument ID: A2HP12 Analysis Batch Number: 401912

Lab Sample ID: ICV 240-401912/37 Client Sample ID:

Date Analyzed: 09/24/19 00:40 Lab File ID: P12092337.D GC Column: CLP-2 (0.53mm ID: 0.53(mm)

COMPOUND NAME	RETENTION TIME	MANUAL INTEGRATION		
		REASON	ANALYST	DATE
PCB-1248 Peak 3	8.12	Baseline Smoothing	hassl	09/24/19 06:31
PCB-1248 Peak 4	8.50	Baseline Smoothing	hassl	09/24/19 06:31
PCB-1248 Peak 5	9.29	Baseline Smoothing	hassl	09/24/19 06:31

Lab Sample ID: ICV 240-401912/39 Client Sample ID:

Date Analyzed: 09/24/19 01:22 Lab File ID: P12092339.D GC Column: CLP-1 (0.53mm ID: 0.53(mm)

COMPOUND NAME	RETENTION TIME	MANUAL INTEGRATION		
		REASON	ANALYST	DATE
PCB-1260 Peak 1	8.47	Baseline Smoothing	hassl	09/24/19 06:32
PCB-1260 Peak 2	8.81	Split Peak	grantk	09/25/19 07:28
PCB-1260 Peak 3	9.14	Baseline Smoothing	hassl	09/24/19 06:32
PCB-1260 Peak 4	9.93	Baseline Smoothing	hassl	09/24/19 06:32
PCB-1260 Peak 5	10.25	Baseline Smoothing	hassl	09/24/19 06:32

Lab Sample ID: ICV 240-401912/39 Client Sample ID:

Date Analyzed: 09/24/19 01:22 Lab File ID: P12092339.D GC Column: CLP-2 (0.53mm ID: 0.53(mm)

COMPOUND NAME	RETENTION TIME	MANUAL INTEGRATION		
		REASON	ANALYST	DATE
PCB-1016 Peak 3	7.17	Baseline Smoothing	hassl	09/24/19 06:33
PCB-1016 Peak 4	7.35	Baseline Smoothing	hassl	09/24/19 06:33

PCBS MANUAL INTEGRATION SUMMARY

Lab Name: Eurofins TestAmerica, Canton Job No.: 240-124062-1

SDG No.:

Instrument ID: A2HP12 Analysis Batch Number: 417350

Lab Sample ID: CCV 240-417350/4 Client Sample ID:

Date Analyzed: 12/27/19 08:10 Lab File ID: P12122704.D GC Column: CLP-1 (0.53mm ID: 0.53(mm)

COMPOUND NAME	RETENTION TIME	MANUAL INTEGRATION		
		REASON	ANALYST	DATE
PCB-1262 Peak 1	8.72	Baseline Smoothing	coastc	12/27/19 09:00
PCB-1262 Peak 2	9.19	Baseline Smoothing	coastc	12/27/19 09:00
PCB-1262 Peak 3	9.47	Baseline Smoothing	coastc	12/27/19 09:00
PCB-1262 Peak 4	9.84	Baseline Smoothing	coastc	12/27/19 09:00
PCB-1262 Peak 5	10.21	Baseline Smoothing	coastc	12/27/19 09:00

REAGENT TRACEABILITY SUMMARY

Lab Name: Eurofins TestAmerica, Canton Job No.: 240-124062-1

SDG No.:

Reagent ID	Exp Date	Prep Date	Dilutant Used	Reagent Final Volume	Parent Reagent		Analyte	Concentration
					Reagent ID	Volume Added		
ex10PPMSPK_00048	04/24/20	10/24/19	MEOH, Lot 0000230446	1000 mL	ex1016/1260st_00015	10 mL	Aroclor-1016	10 ug/mL
							Aroclor-1260	10 ug/mL
.ex1016/1260st_00015	11/30/24		Restek, Lot A0140588		(Purchased Reagent)		Aroclor-1016	1000 ug/mL
							Aroclor-1260	1000 ug/mL
ex2/.2SURRW_00132	05/15/20	11/15/19	MEOH, Lot 0000230446	2000 mL	exPESTSURRstd_00019	2 mL	DCB Decachlorobiphenyl	0.2 ug/mL
							Tetrachloro-m-xylene	0.2 ug/mL
.exPESTSURRstd_00019	10/31/25		Restek, Lot A0150871		(Purchased Reagent)		DCB Decachlorobiphenyl	200 ug/mL
							Tetrachloro-m-xylene	200 ug/mL
ex2/.2SURRW_00135	06/06/20	12/06/19	MEOH, Lot 0000230446	2000 mL	exPESTSURRstd_00020	2 mL	DCB Decachlorobiphenyl	0.2 ug/mL
							Tetrachloro-m-xylene	0.2 ug/mL
.exPESTSURRstd_00020	10/31/25		Restek, Lot A0150871		(Purchased Reagent)		DCB Decachlorobiphenyl	200 ug/mL
							Tetrachloro-m-xylene	200 ug/mL
EXpH(0-14)_00034	12/22/20		Merck, Lot HC998308		(Purchased Reagent)		pH at time of analysis	1 No Unit
EXTCLPBUFF1_02116	12/19/19	12/18/19	DIWATER, Lot 12182019	48 L	EXTCLP5MNAOH_00048	751.49 g	Sodium Hydroxide	0.626242 %
					EXTCLPACETIC_00029	273.6 mL	Acetic acid	0.57 %
.EXTCLP5MNAOH_00048	03/15/21	11/11/19	DIWATER, Lot 11112019	3 L	EXTCLPNAOH_00040	600 g	Sodium Hydroxide	400 mol/L
					EXTCLPNAOH_00041	600 g	Sodium Hydroxide	400 mol/L
..EXTCLPNAOH_00040	11/06/23		Fisher, Lot 184797		(Purchased Reagent)		Sodium Hydroxide	1 g/g
..EXTCLPNAOH_00041	03/15/21		Macron, Lot 000233570		(Purchased Reagent)		Sodium Hydroxide	1 g/g
.EXTCLPACETIC_00029	08/24/22		Macron, Lot 00000185343		(Purchased Reagent)		Acetic acid	1 g/g
EXTCLPFILTERS_00052	01/16/24		Whatman, Lot 17009577		(Purchased Reagent)		Prep Analyte	100 Filter
EXTCLPHClW_00072	07/23/21		Ricca, Lot 4907G81		(Purchased Reagent)		Hydrogen Chloride	1 N
ICPCCV_00016	06/10/20	12/10/19	DIWATER, Lot DIWATER	2000 mL	MTAG_00012	2 mL	Silver	1000 ug/L
					MTICP/ICPMS_00010	40 mL	Arsenic	2000 ug/L
							Barium	2000 ug/L
							Cadmium	2000 ug/L
							Chromium	2000 ug/L
							Lead	2000 ug/L
							Selenium	2000 ug/L
.MTAG_00012	12/25/20		CPI, Lot 975475-80		(Purchased Reagent)		Silver	1000 ug/mL
.MTICP/ICPMS_00010	12/25/20		CPI, Lot 1018875-1		(Purchased Reagent)		Arsenic	100 mg/L
							Barium	100 mg/L
							Cadmium	100 mg/L
							Chromium	100 mg/L
							Lead	100 mg/L
							Selenium	100 mg/L
ICPICSAB_00002	04/22/20	10/22/19	DIWATER, Lot DIWATER	1000 mL	ICPICSA_00001	100 mL	Al	500 mg/L
							Ca	500 mg/L
							Fe	200 mg/L
							Mg	500 mg/L
					ICPICSABsol1_00001	10 mL	Mo	1 mg/L
							Sb	1 mg/L
							Si	10 mg/L
							Sn	1 mg/L
							Ti	1 mg/L

REAGENT TRACEABILITY SUMMARY

Lab Name: Eurofins TestAmerica, Canton Job No.: 240-124062-1

SDG No.:

Reagent ID	Exp Date	Prep Date	Dilutant Used	Reagent Final Volume	Parent Reagent		Analyte	Concentration
					Reagent ID	Volume Added		
					ICPICSABsol2_00001	10 mL	Arsenic	1 mg/L
							B	10 mg/L
							Barium	1 mg/L
							Be	0.5 mg/L
							Cadmium	1 mg/L
							Chromium	1 mg/L
							Co	1 mg/L
							Cu	1 mg/L
							K	10 mg/L
							Lead	1 mg/L
							Mn	1 mg/L
							Na	10 mg/L
							Ni	1 mg/L
							Selenium	1 mg/L
							Silver	1 mg/L
							Sr	1 mg/L
							Tl	1 mg/L
							V	1 mg/L
							Zn	1 mg/L
					MTLI_00011	0.5 mL	Li	0.5 mg/L
.ICPICSA_00001	12/25/20		CPI, Lot 1013122-1		(Purchased Reagent)		Al	5000 ug/mL
							Ca	5000 ug/mL
							Fe	2000 ug/mL
							Mg	5000 ug/mL
.ICPICSABsol1_00001	12/25/20		CPI, Lot 992184-1		(Purchased Reagent)		Mo	100 mg/L
							Sb	100 mg/L
							Si	1000 mg/L
							Sn	100 mg/L
							Ti	100 mg/L
.ICPICSABsol2_00001	12/25/20		CPI, Lot 992185-1		(Purchased Reagent)		Arsenic	100 mg/L
							B	1000 mg/L
							Barium	100 mg/L
							Be	50 mg/L
							Cadmium	100 mg/L
							Chromium	100 mg/L
							Co	100 mg/L
							Cu	100 mg/L
							K	1000 mg/L
							Lead	100 mg/L
							Mn	100 mg/L
							Na	1000 mg/L
							Ni	100 mg/L
							Selenium	100 mg/L
							Silver	100 mg/L
							Sr	100 mg/L
							Tl	100 mg/L
							V	100 mg/L
							Zn	100 mg/L

REAGENT TRACEABILITY SUMMARY

Lab Name: Eurofins TestAmerica, Canton Job No.: 240-124062-1

SDG No.:

Reagent ID	Exp Date	Prep Date	Dilutant Used	Reagent Final Volume	Parent Reagent		Analyte	Concentration
					Reagent ID	Volume Added		
.MTLI_00011	09/20/20	CPI, Lot 751942-43			(Purchased Reagent)		Li	1000 ug/mL
ICPICV_00005	05/08/20	11/08/19	DIWATER, Lot DIWATER	1000 mL	MTAG_00008	1 mL	Silver	1000 ug/L
					MTICP/ICPMS_00002	20 mL	Arsenic	2000 ug/L
							Barium	2000 ug/L
							Cadmium	2000 ug/L
							Chromium	2000 ug/L
							Lead	2000 ug/L
							Selenium	2000 ug/L
.MTAG_00008	02/28/20	HIGH PURITY STANDARDS, Lot 1817921			(Purchased Reagent)		Silver	1000 ug/mL
.MTICP/ICPMS_00002	09/11/20	CPI, Lot 992738-1			(Purchased Reagent)		Arsenic	100 mg/L
							Barium	100 mg/L
							Cadmium	100 mg/L
							Chromium	100 mg/L
							Lead	100 mg/L
							Selenium	100 mg/L
ICPspike3_00008	10/15/20	12/02/19	DIWATER, Lot DIWATER	500 mL	B 10000PPM_00001	5 mL	B	100000 ug/L
					MTAG_00012	5 mL	Silver	10000 ug/L
					MTTMHNO3_00212	25 mL	Nitric acid	50000000 ug/L
					MTZN_00002	5 mL	Zn	100000 ug/L
					SB 10000PPM_00002	5 mL	Sb	100000 ug/L
.B 10000PPM_00001	10/25/20	CPI, Lot 999843-1			(Purchased Reagent)		B	10000 ug/mL
.MTAG_00012	12/25/20	CPI, Lot 975475-80			(Purchased Reagent)		Silver	1000 ug/mL
.MTTMHNO3_00212	11/19/21	Macron, Lot 0000221803			(Purchased Reagent)		Nitric acid	100 %
.MTZN_00002	10/15/20	CPI, Lot 166920-36			(Purchased Reagent)		Zn	10000 mg/L
.SB 10000PPM_00002	10/25/20	CPI, Lot 978317-2			(Purchased Reagent)		Sb	10000 ug/mL
K2S2O8_00111	11/04/21	11/04/19	DIWATER, Lot DIWATER	2.5 L	MTK2S208_00060	125 mL	Potassium persulfate	0.05 g/g
.MTK2S208_00060	09/25/24	Macron, Lot 0000229645			(Purchased Reagent)		Potassium persulfate	1 g/g
MT1to1HCL_00106	06/05/20	12/05/19	DIWATER, Lot DIWATER	2500 mL	MTTMHCL_00277	1250 mL	Hydrogen Chloride	0.5 mL/mL
.MTTMHCL_00277	11/21/21	JT Baker(Avantor), Lot 0000242173			(Purchased Reagent)		Hydrogen Chloride	100 %
MTH2S04_00081	10/23/21	Macron, Lot 0000222813			(Purchased Reagent)		Sulfuric acid	100 %
MTHGCALW_02287	12/19/19	12/19/19	DIWATER, Lot DIWATER	200 mL	MTHGCAL_00036	2 mL	Mercury	100 ug/L
					MTTMHNO3_00214	0.3 mL	Nitric acid	1500000 ug/L
.MTHGCAL_00036	07/31/20	High Purity, Lot 1902804-500			(Purchased Reagent)		Mercury	10 ug/mL
.MTTMHNO3_00214	12/05/21	Macron, Lot 0000221803			(Purchased Reagent)		Nitric acid	100 %
MTHGCALW_02288	12/20/19	12/20/19	DIWATER, Lot DIWATER	200 mL	MTHGCAL_00036	2 mL	Mercury	100 ug/L
					MTTMHNO3_00214	0.3 mL	Nitric acid	1500000 ug/L
.MTHGCAL_00036	07/31/20	High Purity, Lot 1902804-500			(Purchased Reagent)		Mercury	10 ug/mL
.MTTMHNO3_00214	12/05/21	Macron, Lot 0000221803			(Purchased Reagent)		Nitric acid	100 %
MTHgICV_00001_00614	12/19/19	12/19/19	DIWATER, Lot DIWATER	100 mL	Hg-ICV_00001	1 mL	Mercury	0.1 ug/mL
					MTTMHNO3_00214	0.15 mL	Nitric acid	1500 ug/mL
.Hg-ICV_00001	11/30/20	Elemental Scientific, Lot 1927310-100			(Purchased Reagent)		Mercury	10 ug/mL
.MTTMHNO3_00214	12/05/21	Macron, Lot 0000221803			(Purchased Reagent)		Nitric acid	100 %
MTKMN04W_00216	12/12/21	12/12/19	DIWATER, Lot DIWATER	2.5 L	MTKMN04_00061	125 g	Potassium Permanganate	50000 mg/L
.MTKMN04_00061	10/22/24	Fisher, Lot 187467			(Purchased Reagent)		Potassium Permanganate	1 g/g

REAGENT TRACEABILITY SUMMARY

Lab Name: Eurofins TestAmerica, Canton Job No.: 240-124062-1

SDG No.:

Reagent ID	Exp Date	Prep Date	Dilutant Used	Reagent Final Volume	Parent Reagent		Analyte	Concentration
					Reagent ID	Volume Added		
MTRCRA_00017	08/31/20	High Purity Standards, Lot 1921737-1L			(Purchased Reagent)		Arsenic	500 mg/L
							Barium	5000 mg/L
							Cadmium	100 mg/L
							Chromium	500 mg/L
							Lead	500 mg/L
							Selenium	100 mg/L
							Silver	100 mg/L
MTTMHNO3_00214	12/05/21	Macron, Lot 0000221803			(Purchased Reagent)		Nitric acid	100 %
MTTRCRIC_00079	06/16/20	12/16/19	DIWATER, Lot DIWATER	1000 mL	ICP ICVL/CCVL_00002	50 mL	Arsenic	15 ug/L
							Barium	200 ug/L
							Cadmium	5 ug/L
							Chromium	10 ug/L
							Lead	10 ug/L
							Selenium	20 ug/L
							Silver	10 ug/L
.ICP ICVL/CCVL_00002	07/11/20	CPI, Lot 10098189-2			(Purchased Reagent)		Arsenic	300 ug/L
							Barium	4000 ug/L
							Cadmium	100 ug/L
							Chromium	200 ug/L
							Lead	200 ug/L
							Selenium	400 ug/L
							Silver	200 ug/L
MTTRICSAW_00049	04/15/20	10/15/19	DIWATER, Lot DIWATER	1000 mL	ICPICSA_00002	100 mL	Al	500000 ug/L
							Ca	500000 ug/L
							Fe	200000 ug/L
							Mg	500000 ug/L
.ICPICSA_00002	03/30/21	CPI, Lot 1025879-1			(Purchased Reagent)		Al	5000 ug/mL
							Ca	5000 ug/mL
							Fe	2000 ug/mL
							Mg	5000 ug/mL
NONRCRA SOL A_00002	03/26/21	CPI, Lot 10097835-3			(Purchased Reagent)		Al	100 ug/mL
							B	50 ug/mL
							Be	2.5 ug/mL
							Ca	2500 ug/mL
							Co	25 ug/mL
							Cu	12.5 ug/mL
							Fe	50 ug/mL
							K	2500 ug/mL
							Li	50 ug/mL
							Mg	2500 ug/mL
							Mn	25 ug/mL
							Na	2500 ug/mL
							Ni	25 ug/mL
							Sr	50 ug/mL
							Tl	100 ug/mL
							V	25 ug/mL

REAGENT TRACEABILITY SUMMARY

Lab Name: Eurofins TestAmerica, Canton Job No.: 240-124062-1

SDG No.:

Reagent ID	Exp Date	Prep Date	Dilutant Used	Reagent Final Volume	Parent Reagent		Analyte	Concentration
					Reagent ID	Volume Added		
							Zn	25 ug/mL
NONRCRA SOL B_00003	03/26/21		CPI, Lot 10097835-4		(Purchased Reagent)		Mo	50 ug/mL
							Sb	25 ug/mL
							Si	50 ug/mL
							Sn	100 ug/mL
							Ti	50 ug/mL
SG1221ICV@.5_00002	12/26/19	09/17/19	hexane, Lot 4289073	10 mL	SGPCBIS STOCk_00013	0.05 mL	1-Bromo-2-nitrobenzene	0.05 ug/mL
.SGPCBIS STOCk_00013	12/26/19	12/26/18	HEXANE, Lot 3863007	50 mL	ISTD_00005	0.5 mL	1-Bromo-2-nitrobenzene	10 ug/mL
..ISTD_00005	02/28/21		Restek, Lot A0132763		(Purchased Reagent)		1-Bromo-2-nitrobenzene	1000 ug/mL
SG1221ICV@.5_00002	12/26/19	09/17/19	hexane, Lot 4289073	10 mL	SG1221ICV@100_00010	0.05 mL	Aroclor-1221	0.5 ug/mL
.SG1221ICV@100_00010	06/28/20	06/28/19	HEXANE, Lot 4165035	10 mL	SG 1221 ICV_00016	1 mL	Aroclor-1221	100 ug/mL
..SG 1221 ICV_00016	09/30/23		restek, Lot a0128546		(Purchased Reagent)		Aroclor-1221	1000 ug/mL
SG1232ICV@.5_00001	12/26/19	09/17/19	HEXANE, Lot 4289073	10 mL	SGPCBIS STOCk_00013	0.05 mL	1-Bromo-2-nitrobenzene	0.05 ug/mL
.SGPCBIS STOCk_00013	12/26/19	12/26/18	HEXANE, Lot 3863007	50 mL	ISTD_00005	0.5 mL	1-Bromo-2-nitrobenzene	10 ug/mL
..ISTD_00005	02/28/21		Restek, Lot A0132763		(Purchased Reagent)		1-Bromo-2-nitrobenzene	1000 ug/mL
SG1232ICV@.5_00001	12/26/19	09/17/19	HEXANE, Lot 4289073	10 mL	SG1232ICV@100_00009	0.05 mL	Aroclor-1232	0.5 ug/mL
.SG1232ICV@100_00009	04/02/20	04/02/19	HEXANE, Lot 4080948	10 mL	SG 1232 ICV_00011	1 mL	Aroclor-1232	100 ug/mL
..SG 1232 ICV_00011	03/31/25		ULTRA SCIENTIFIC, Lot CG-4471A		(Purchased Reagent)		Aroclor-1232	1000 ug/mL
SG1242ICV@.5_00002	12/26/19	09/17/19	HEXANE, Lot 4289073	10 mL	SGPCBIS STOCk_00013	0.05 mL	1-Bromo-2-nitrobenzene	0.05 ug/mL
.SGPCBIS STOCk_00013	12/26/19	12/26/18	HEXANE, Lot 3863007	50 mL	ISTD_00005	0.5 mL	1-Bromo-2-nitrobenzene	10 ug/mL
..ISTD_00005	02/28/21		Restek, Lot A0132763		(Purchased Reagent)		1-Bromo-2-nitrobenzene	1000 ug/mL
SG1242ICV@.5_00002	12/26/19	09/17/19	HEXANE, Lot 4289073	10 mL	SG1242ICV@100_00010	0.05 mL	Aroclor-1242	0.5 ug/mL
.SG1242ICV@100_00010	06/19/20	06/19/19	HEXANE, Lot 4165035	10 mL	SG 1242 ICV_00010	1 mL	Aroclor-1242	100 ug/mL
..SG 1242 ICV_00010	07/31/22		ULTRA SCIENTIFIC, Lot CR-2838		(Purchased Reagent)		Aroclor-1242	1000 ug/mL
SG1248@.05ppm_00027	12/05/19	06/05/19	HEXANE, Lot 4165035	50 mL	SG1248@10ppm_00014	0.25 mL	PCB-1248 Peak 1	0.05 ug/mL
							PCB-1248 Peak 2	0.05 ug/mL
							PCB-1248 Peak 3	0.05 ug/mL
							PCB-1248 Peak 4	0.05 ug/mL
							PCB-1248 Peak 5	0.05 ug/mL
					SGPCBIS STOCk_00013	0.25 mL	1-Bromo-2-nitrobenzene	0.05 ug/mL
.SG1248@10ppm_00014	06/05/20	06/05/19	Hexane, Lot 4165035	100 mL	SG1248_00006	1 mL	PCB-1248 Peak 1	10 ug/mL
							PCB-1248 Peak 2	10 ug/mL
							PCB-1248 Peak 3	10 ug/mL
							PCB-1248 Peak 4	10 ug/mL
							PCB-1248 Peak 5	10 ug/mL
..SG1248_00006	02/28/21		Restek, Lot A0107141		(Purchased Reagent)		PCB-1248 Peak 1	1000 ug/mL
							PCB-1248 Peak 2	1000 ug/mL
							PCB-1248 Peak 3	1000 ug/mL
							PCB-1248 Peak 4	1000 ug/mL
							PCB-1248 Peak 5	1000 ug/mL
.SGPCBIS STOCk_00013	12/26/19	12/26/18	HEXANE, Lot 3863007	50 mL	ISTD_00005	0.5 mL	1-Bromo-2-nitrobenzene	10 ug/mL
..ISTD_00005	02/28/21		Restek, Lot A0132763		(Purchased Reagent)		1-Bromo-2-nitrobenzene	1000 ug/mL
SG1248@0.1PPM_00030	12/07/19	06/07/19	HEXANE, Lot 4165035	50 mL	SG1248@10ppm_00014	0.5 mL	PCB-1248 Peak 1	0.1 ug/mL
							PCB-1248 Peak 2	0.1 ug/mL
							PCB-1248 Peak 3	0.1 ug/mL
							PCB-1248 Peak 4	0.1 ug/mL

REAGENT TRACEABILITY SUMMARY

Lab Name: Eurofins TestAmerica, Canton Job No.: 240-124062-1

SDG No.:

Reagent ID	Exp Date	Prep Date	Dilutant Used	Reagent Final Volume	Parent Reagent		Analyte	Concentration
					Reagent ID	Volume Added		
							PCB-1248 Peak 5	0.1 ug/mL
					SGPCBIS STOCk_00013	0.25 mL	1-Bromo-2-nitrobenzene	0.05 ug/mL
.SG1248@10ppm_00014	06/05/20	06/05/19	Hexane, Lot 4165035	100 mL	SG1248_00006	1 mL	PCB-1248 Peak 1	10 ug/mL
							PCB-1248 Peak 2	10 ug/mL
							PCB-1248 Peak 3	10 ug/mL
							PCB-1248 Peak 4	10 ug/mL
							PCB-1248 Peak 5	10 ug/mL
..SG1248_00006	02/28/21		Restek, Lot A0107141		(Purchased Reagent)		PCB-1248 Peak 1	1000 ug/mL
							PCB-1248 Peak 2	1000 ug/mL
							PCB-1248 Peak 3	1000 ug/mL
							PCB-1248 Peak 4	1000 ug/mL
							PCB-1248 Peak 5	1000 ug/mL
.SGPCBIS STOCk_00013	12/26/19	12/26/18	HEXANE, Lot 3863007	50 mL	ISTD_00005	0.5 mL	1-Bromo-2-nitrobenzene	10 ug/mL
..ISTD_00005	02/28/21		Restek, Lot A0132763		(Purchased Reagent)		1-Bromo-2-nitrobenzene	1000 ug/mL
SG1248@0.2ppm_00026	12/05/19	06/05/19	HEXANE, Lot 4165035	50 mL	SG1248@10ppm_00014	1 mL	PCB-1248 Peak 1	0.2 ug/mL
							PCB-1248 Peak 2	0.2 ug/mL
							PCB-1248 Peak 3	0.2 ug/mL
							PCB-1248 Peak 4	0.2 ug/mL
							PCB-1248 Peak 5	0.2 ug/mL
					SGPCBIS STOCk_00013	0.25 mL	1-Bromo-2-nitrobenzene	0.05 ug/mL
.SG1248@10ppm_00014	06/05/20	06/05/19	Hexane, Lot 4165035	100 mL	SG1248_00006	1 mL	PCB-1248 Peak 1	10 ug/mL
							PCB-1248 Peak 2	10 ug/mL
							PCB-1248 Peak 3	10 ug/mL
							PCB-1248 Peak 4	10 ug/mL
							PCB-1248 Peak 5	10 ug/mL
..SG1248_00006	02/28/21		Restek, Lot A0107141		(Purchased Reagent)		PCB-1248 Peak 1	1000 ug/mL
							PCB-1248 Peak 2	1000 ug/mL
							PCB-1248 Peak 3	1000 ug/mL
							PCB-1248 Peak 4	1000 ug/mL
							PCB-1248 Peak 5	1000 ug/mL
.SGPCBIS STOCk_00013	12/26/19	12/26/18	HEXANE, Lot 3863007	50 mL	ISTD_00005	0.5 mL	1-Bromo-2-nitrobenzene	10 ug/mL
..ISTD_00005	02/28/21		Restek, Lot A0132763		(Purchased Reagent)		1-Bromo-2-nitrobenzene	1000 ug/mL
SG1248@0.5ppm_00040	12/05/19	06/05/19	HEXANE, Lot 4165035	100 mL	SG1248@10ppm_00014	5 mL	PCB-1248 Peak 1	0.5 ug/mL
							PCB-1248 Peak 2	0.5 ug/mL
							PCB-1248 Peak 3	0.5 ug/mL
							PCB-1248 Peak 4	0.5 ug/mL
							PCB-1248 Peak 5	0.5 ug/mL
					SGPCBIS STOCk_00013	0.5 mL	1-Bromo-2-nitrobenzene	0.05 ug/mL
.SG1248@10ppm_00014	06/05/20	06/05/19	Hexane, Lot 4165035	100 mL	SG1248_00006	1 mL	PCB-1248 Peak 1	10 ug/mL
							PCB-1248 Peak 2	10 ug/mL
							PCB-1248 Peak 3	10 ug/mL
							PCB-1248 Peak 4	10 ug/mL
							PCB-1248 Peak 5	10 ug/mL
..SG1248_00006	02/28/21		Restek, Lot A0107141		(Purchased Reagent)		PCB-1248 Peak 1	1000 ug/mL
							PCB-1248 Peak 2	1000 ug/mL
							PCB-1248 Peak 3	1000 ug/mL
							PCB-1248 Peak 4	1000 ug/mL

REAGENT TRACEABILITY SUMMARY

Lab Name: Eurofins TestAmerica, Canton Job No.: 240-124062-1

SDG No.:

Reagent ID	Exp Date	Prep Date	Dilutant Used	Reagent Final Volume	Parent Reagent		Analyte	Concentration
					Reagent ID	Volume Added		
							PCB-1248 Peak 5	1000 ug/mL
.SGPCBIS STOCk_00013	12/26/19	12/26/18	HEXANE, Lot 3863007	50 mL	ISTD_00005	0.5 mL	1-Bromo-2-nitrobenzene	10 ug/mL
..ISTD_00005	02/28/21		Restek, Lot A0132763		(Purchased Reagent)		1-Bromo-2-nitrobenzene	1000 ug/mL
SG1248@0.5ppm_00043	05/21/20	11/21/19	HEXANE, Lot 4504899	100 mL	SGPCBIS STOCk_00014	0.5 mL	1-Bromo-2-nitrobenzene	0.05 ug/mL
.SGPCBIS STOCk_00014	11/19/20	11/19/19	HEXANE, Lot 4504899	50 mL	ISTD_00005	0.5 mL	1-Bromo-2-nitrobenzene	10 ug/mL
..ISTD_00005	02/28/21		Restek, Lot A0132763		(Purchased Reagent)		1-Bromo-2-nitrobenzene	1000 ug/mL
SG1248@0.5ppm_00043	05/21/20	11/21/19	HEXANE, Lot 4504899	100 mL	SG1248@10ppm_00014	5 mL	Aroclor-1248	0.5 ug/mL
							PCB-1248 Peak 1	0.5 ug/mL
							PCB-1248 Peak 2	0.5 ug/mL
							PCB-1248 Peak 3	0.5 ug/mL
							PCB-1248 Peak 4	0.5 ug/mL
							PCB-1248 Peak 5	0.5 ug/mL
.SG1248@10ppm_00014	06/05/20	06/05/19	Hexane, Lot 4165035	100 mL	SG1248_00006	1 mL	Aroclor-1248	10 ug/mL
							PCB-1248 Peak 1	10 ug/mL
							PCB-1248 Peak 2	10 ug/mL
							PCB-1248 Peak 3	10 ug/mL
							PCB-1248 Peak 4	10 ug/mL
							PCB-1248 Peak 5	10 ug/mL
..SG1248_00006	02/28/21		Restek, Lot A0107141		(Purchased Reagent)		Aroclor-1248	1000 ug/mL
							PCB-1248 Peak 1	1000 ug/mL
							PCB-1248 Peak 2	1000 ug/mL
							PCB-1248 Peak 3	1000 ug/mL
							PCB-1248 Peak 4	1000 ug/mL
							PCB-1248 Peak 5	1000 ug/mL
SG1248@1.0ppm_00030	12/05/19	06/05/19	HEXANE, Lot 4165035	50 mL	SG1248@10ppm_00014	5 mL	PCB-1248 Peak 1	1 ug/mL
							PCB-1248 Peak 2	1 ug/mL
							PCB-1248 Peak 3	1 ug/mL
							PCB-1248 Peak 4	1 ug/mL
							PCB-1248 Peak 5	1 ug/mL
					SGPCBIS STOCk_00013	0.25 mL	1-Bromo-2-nitrobenzene	0.05 ug/mL
.SG1248@10ppm_00014	06/05/20	06/05/19	Hexane, Lot 4165035	100 mL	SG1248_00006	1 mL	PCB-1248 Peak 1	10 ug/mL
							PCB-1248 Peak 2	10 ug/mL
							PCB-1248 Peak 3	10 ug/mL
							PCB-1248 Peak 4	10 ug/mL
							PCB-1248 Peak 5	10 ug/mL
..SG1248_00006	02/28/21		Restek, Lot A0107141		(Purchased Reagent)		PCB-1248 Peak 1	1000 ug/mL
							PCB-1248 Peak 2	1000 ug/mL
							PCB-1248 Peak 3	1000 ug/mL
							PCB-1248 Peak 4	1000 ug/mL
							PCB-1248 Peak 5	1000 ug/mL
.SGPCBIS STOCk_00013	12/26/19	12/26/18	HEXANE, Lot 3863007	50 mL	ISTD_00005	0.5 mL	1-Bromo-2-nitrobenzene	10 ug/mL
..ISTD_00005	02/28/21		Restek, Lot A0132763		(Purchased Reagent)		1-Bromo-2-nitrobenzene	1000 ug/mL
SG1248@1.5ppm_00006	12/05/19	06/05/19	HEXANE, Lot 4165035	50 mL	SG1248@10ppm_00014	7.5 mL	PCB-1248 Peak 1	1.5 ug/mL
							PCB-1248 Peak 2	1.5 ug/mL
							PCB-1248 Peak 3	1.5 ug/mL
							PCB-1248 Peak 4	1.5 ug/mL
							PCB-1248 Peak 5	1.5 ug/mL

REAGENT TRACEABILITY SUMMARY

Lab Name: Eurofins TestAmerica, Canton Job No.: 240-124062-1

SDG No.:

Reagent ID	Exp Date	Prep Date	Dilutant Used	Reagent Final Volume	Parent Reagent		Analyte	Concentration
					Reagent ID	Volume Added		
					SGPCBIS STOCk_00013	0.25 mL	1-Bromo-2-nitrobenzene	0.05 ug/mL
.SG1248@10ppm_00014	06/05/20	06/05/19	Hexane, Lot 4165035	100 mL	SG1248_00006	1 mL	PCB-1248 Peak 1	10 ug/mL
							PCB-1248 Peak 2	10 ug/mL
							PCB-1248 Peak 3	10 ug/mL
							PCB-1248 Peak 4	10 ug/mL
							PCB-1248 Peak 5	10 ug/mL
..SG1248_00006	02/28/21		Restek, Lot A0107141		(Purchased Reagent)		PCB-1248 Peak 1	1000 ug/mL
							PCB-1248 Peak 2	1000 ug/mL
							PCB-1248 Peak 3	1000 ug/mL
							PCB-1248 Peak 4	1000 ug/mL
							PCB-1248 Peak 5	1000 ug/mL
.SGPCBIS STOCk_00013	12/26/19	12/26/18	HEXANE, Lot 3863007	50 mL	ISTD_00005	0.5 mL	1-Bromo-2-nitrobenzene	10 ug/mL
..ISTD_00005	02/28/21		Restek, Lot A0132763		(Purchased Reagent)		1-Bromo-2-nitrobenzene	1000 ug/mL
SG1248ICV@.5_00002	12/26/19	09/17/19	HEXANE, Lot 4289073	10 mL	SGPCBIS STOCk_00013	0.05 mL	1-Bromo-2-nitrobenzene	0.05 ug/mL
.SGPCBIS STOCk_00013	12/26/19	12/26/18	HEXANE, Lot 3863007	50 mL	ISTD_00005	0.5 mL	1-Bromo-2-nitrobenzene	10 ug/mL
..ISTD_00005	02/28/21		Restek, Lot A0132763		(Purchased Reagent)		1-Bromo-2-nitrobenzene	1000 ug/mL
SG1248ICV@.5_00002	12/26/19	09/17/19	HEXANE, Lot 4289073	10 mL	SG1248ICV@100_00011	0.05 mL	Aroclor-1248	0.5 ug/mL
.SG1248ICV@100_00011	02/27/20	02/27/19	HEXANE, Lot 4000858	10 mL	SG 1248 ICV_00013	1 mL	Aroclor-1248	100 ug/mL
..SG 1248 ICV_00013	04/30/23		restek, Lot a0124143		(Purchased Reagent)		Aroclor-1248	1000 ug/mL
SG1262ICV@.5_00003	12/26/19	09/17/19	HEXANE, Lot 4289073	10 mL	SGPCBIS STOCk_00013	0.05 mL	1-Bromo-2-nitrobenzene	0.05 ug/mL
.SGPCBIS STOCk_00013	12/26/19	12/26/18	HEXANE, Lot 3863007	50 mL	ISTD_00005	0.5 mL	1-Bromo-2-nitrobenzene	10 ug/mL
..ISTD_00005	02/28/21		Restek, Lot A0132763		(Purchased Reagent)		1-Bromo-2-nitrobenzene	1000 ug/mL
SG1262ICV@.5_00003	12/26/19	09/17/19	HEXANE, Lot 4289073	10 mL	SG1262ICV@100_00010	0.05 mL	Aroclor-1262	0.5 ug/mL
.SG1262ICV@100_00010	06/20/20	06/20/19	HEXANE, Lot 4165035	10 mL	SG 1262 ICV_00012	1 mL	Aroclor-1262	100 ug/mL
..SG 1262 ICV_00012	06/30/22		ULTRA SCIENTIFIC, Lot cs-2444		(Purchased Reagent)		Aroclor-1262	1000 ug/mL
SG1268ICV@0.5_00003	12/26/19	09/17/19	HEXANE, Lot 4289073	10 mL	SGPCBIS STOCk_00013	0.05 mL	1-Bromo-2-nitrobenzene	0.05 ug/mL
.SGPCBIS STOCk_00013	12/26/19	12/26/18	HEXANE, Lot 3863007	50 mL	ISTD_00005	0.5 mL	1-Bromo-2-nitrobenzene	10 ug/mL
..ISTD_00005	02/28/21		Restek, Lot A0132763		(Purchased Reagent)		1-Bromo-2-nitrobenzene	1000 ug/mL
SG1268ICV@0.5_00003	12/26/19	09/17/19	HEXANE, Lot 4289073	10 mL	SG1268ICV@100_00013	0.05 mL	Aroclor-1268	0.5 ug/mL
.SG1268ICV@100_00013	03/28/20	03/28/19	HEXANE, Lot 4080948	10 mL	SG 1268 ICV_00012	1 mL	Aroclor-1268	100 ug/mL
..SG 1268 ICV_00012	01/31/21		ULTRA SCIENTIFIC, Lot CP-6205		(Purchased Reagent)		Aroclor-1268	1000 ug/mL
SG1268ICV@0.5_00004	12/26/19	09/25/19	HEXANE, Lot 4289073	10 mL	SGPCBIS STOCk_00013	0.05 mL	1-Bromo-2-nitrobenzene	0.05 ug/mL
.SGPCBIS STOCk_00013	12/26/19	12/26/18	HEXANE, Lot 3863007	50 mL	ISTD_00005	0.5 mL	1-Bromo-2-nitrobenzene	10 ug/mL
..ISTD_00005	02/28/21		Restek, Lot A0132763		(Purchased Reagent)		1-Bromo-2-nitrobenzene	1000 ug/mL
SG1268ICV@0.5_00004	12/26/19	09/25/19	HEXANE, Lot 4289073	10 mL	SG1268ICV@100_00014	0.05 mL	Aroclor-1268	0.5 ug/mL
.SG1268ICV@100_00014	09/25/20	09/25/19	HEXANE, Lot 4289073	10 mL	SG 1268 ICV_00014	1 mL	Aroclor-1268	100 ug/mL
..SG 1268 ICV_00014	01/31/21		ULTRA SCIENTIFIC, Lot CP-6205		(Purchased Reagent)		Aroclor-1268	1000 ug/mL
SG1660@.05PPM_00029	12/26/19	07/01/19	HEXANE, Lot 4165035	100 mL	SG1016/1260_00026	0.5 mL	PCB-1016 Peak 1	0.05 ug/mL
							PCB-1016 Peak 2	0.05 ug/mL
							PCB-1016 Peak 3	0.05 ug/mL
							PCB-1016 Peak 4	0.05 ug/mL
							PCB-1016 Peak 5	0.05 ug/mL
							PCB-1260 Peak 1	0.05 ug/mL
							PCB-1260 Peak 2	0.05 ug/mL
							PCB-1260 Peak 3	0.05 ug/mL
							PCB-1260 Peak 4	0.05 ug/mL

REAGENT TRACEABILITY SUMMARY

Lab Name: Eurofins TestAmerica, Canton Job No.: 240-124062-1

SDG No.:

Reagent ID	Exp Date	Prep Date	Dilutant Used	Reagent Final Volume	Parent Reagent		Analyte	Concentration
					Reagent ID	Volume Added		
							PCB-1260 Peak 5	0.05 ug/mL
					SGPCBIS STOCk_00013	0.5 mL	1-Bromo-2-nitrobenzene	0.05 ug/mL
					SGPCGSURRSTK_00011	0.125 mL	DCB Decachlorobiphenyl	0.0025 ug/mL
							Tetrachloro-m-xylene	0.0025 ug/mL
.SG1016/1260_00026	07/01/20	07/01/19	HEXANE, Lot 4165035	100 mL	SG1016/1260MX_00013	1 mL	PCB-1016 Peak 1	10 ug/mL
							PCB-1016 Peak 2	10 ug/mL
							PCB-1016 Peak 3	10 ug/mL
							PCB-1016 Peak 4	10 ug/mL
							PCB-1016 Peak 5	10 ug/mL
							PCB-1260 Peak 1	10 ug/mL
							PCB-1260 Peak 2	10 ug/mL
							PCB-1260 Peak 3	10 ug/mL
							PCB-1260 Peak 4	10 ug/mL
							PCB-1260 Peak 5	10 ug/mL
..SG1016/1260MX_00013	05/31/24	Restek, Lot A0134815			(Purchased Reagent)		PCB-1016 Peak 1	1000 ug/mL
							PCB-1016 Peak 2	1000 ug/mL
							PCB-1016 Peak 3	1000 ug/mL
							PCB-1016 Peak 4	1000 ug/mL
							PCB-1016 Peak 5	1000 ug/mL
							PCB-1260 Peak 1	1000 ug/mL
							PCB-1260 Peak 2	1000 ug/mL
							PCB-1260 Peak 3	1000 ug/mL
							PCB-1260 Peak 4	1000 ug/mL
							PCB-1260 Peak 5	1000 ug/mL
.SGPCBIS STOCk_00013	12/26/19	12/26/18	HEXANE, Lot 3863007	50 mL	ISTD_00005	0.5 mL	1-Bromo-2-nitrobenzene	10 ug/mL
..ISTD_00005	02/28/21	Restek, Lot A0132763			(Purchased Reagent)		1-Bromo-2-nitrobenzene	1000 ug/mL
.SGPCGSURRSTK_00011	07/02/20	07/02/19	HEXANE, Lot 4165035	100 mL	SGPESTSURR_00010	1 mL	DCB Decachlorobiphenyl	2 ug/mL
							Tetrachloro-m-xylene	2 ug/mL
..SGPESTSURR_00010	06/22/22	Restek, Lot A0117947			(Purchased Reagent)		DCB Decachlorobiphenyl	200 ug/mL
							Tetrachloro-m-xylene	200 ug/mL
SG1660@0.2ppm_00029	12/26/19	07/02/19	HEXANE, Lot 4165035	50 mL	SG1016/1260_00026	1 mL	PCB-1016 Peak 1	0.2 ug/mL
							PCB-1016 Peak 2	0.2 ug/mL
							PCB-1016 Peak 3	0.2 ug/mL
							PCB-1016 Peak 4	0.2 ug/mL
							PCB-1016 Peak 5	0.2 ug/mL
							PCB-1260 Peak 1	0.2 ug/mL
							PCB-1260 Peak 2	0.2 ug/mL
							PCB-1260 Peak 3	0.2 ug/mL
							PCB-1260 Peak 4	0.2 ug/mL
							PCB-1260 Peak 5	0.2 ug/mL
					SGPCBIS STOCk_00013	0.25 mL	1-Bromo-2-nitrobenzene	0.05 ug/mL
					SGPCGSURRSTK_00011	0.25 mL	DCB Decachlorobiphenyl	0.01 ug/mL
							Tetrachloro-m-xylene	0.01 ug/mL
.SG1016/1260_00026	07/01/20	07/01/19	HEXANE, Lot 4165035	100 mL	SG1016/1260MX_00013	1 mL	PCB-1016 Peak 1	10 ug/mL
							PCB-1016 Peak 2	10 ug/mL
							PCB-1016 Peak 3	10 ug/mL
							PCB-1016 Peak 4	10 ug/mL

REAGENT TRACEABILITY SUMMARY

Lab Name: Eurofins TestAmerica, Canton Job No.: 240-124062-1

SDG No.:

Reagent ID	Exp Date	Prep Date	Dilutant Used	Reagent Final Volume	Parent Reagent		Analyte	Concentration
					Reagent ID	Volume Added		
							PCB-1016 Peak 5	10 ug/mL
							PCB-1260 Peak 1	10 ug/mL
							PCB-1260 Peak 2	10 ug/mL
							PCB-1260 Peak 3	10 ug/mL
							PCB-1260 Peak 4	10 ug/mL
							PCB-1260 Peak 5	10 ug/mL
..SG1016/1260MX_00013	05/31/24		Restek, Lot A0134815		(Purchased Reagent)		PCB-1016 Peak 1	1000 ug/mL
							PCB-1016 Peak 2	1000 ug/mL
							PCB-1016 Peak 3	1000 ug/mL
							PCB-1016 Peak 4	1000 ug/mL
							PCB-1016 Peak 5	1000 ug/mL
							PCB-1260 Peak 1	1000 ug/mL
							PCB-1260 Peak 2	1000 ug/mL
							PCB-1260 Peak 3	1000 ug/mL
							PCB-1260 Peak 4	1000 ug/mL
							PCB-1260 Peak 5	1000 ug/mL
.SGPCBIS STOCk_00013	12/26/19	12/26/18	HEXANE, Lot 3863007	50 mL	ISTD_00005	0.5 mL	1-Bromo-2-nitrobenzene	10 ug/mL
..ISTD_00005	02/28/21		Restek, Lot A0132763		(Purchased Reagent)		1-Bromo-2-nitrobenzene	1000 ug/mL
.SGPCGSURRSTK_00011	07/02/20	07/02/19	HEXANE, Lot 4165035	100 mL	SGPESTSURR_00010	1 mL	DCB Decachlorobiphenyl	2 ug/mL
							Tetrachloro-m-xylene	2 ug/mL
..SGPESTSURR_00010	06/22/22		Restek, Lot A0117947		(Purchased Reagent)		DCB Decachlorobiphenyl	200 ug/mL
							Tetrachloro-m-xylene	200 ug/mL
SG1660@0.5PPM_00091	12/26/19	09/17/19	HEXANE, Lot 4289073	100 mL	SG1016/1260_00026	5 mL	PCB-1016 Peak 1	0.5 ug/mL
							PCB-1016 Peak 2	0.5 ug/mL
							PCB-1016 Peak 3	0.5 ug/mL
							PCB-1016 Peak 4	0.5 ug/mL
							PCB-1016 Peak 5	0.5 ug/mL
							PCB-1260 Peak 1	0.5 ug/mL
							PCB-1260 Peak 2	0.5 ug/mL
							PCB-1260 Peak 3	0.5 ug/mL
							PCB-1260 Peak 4	0.5 ug/mL
							PCB-1260 Peak 5	0.5 ug/mL
					SGPCBIS STOCk_00013	0.5 mL	1-Bromo-2-nitrobenzene	0.05 ug/mL
					SGPCGSURRSTK_00011	1.25 mL	DCB Decachlorobiphenyl	0.025 ug/mL
							Tetrachloro-m-xylene	0.025 ug/mL
.SG1016/1260_00026	07/01/20	07/01/19	HEXANE, Lot 4165035	100 mL	SG1016/1260MX_00013	1 mL	PCB-1016 Peak 1	10 ug/mL
							PCB-1016 Peak 2	10 ug/mL
							PCB-1016 Peak 3	10 ug/mL
							PCB-1016 Peak 4	10 ug/mL
							PCB-1016 Peak 5	10 ug/mL
							PCB-1260 Peak 1	10 ug/mL
							PCB-1260 Peak 2	10 ug/mL
							PCB-1260 Peak 3	10 ug/mL
							PCB-1260 Peak 4	10 ug/mL
							PCB-1260 Peak 5	10 ug/mL
..SG1016/1260MX_00013	05/31/24		Restek, Lot A0134815		(Purchased Reagent)		PCB-1016 Peak 1	1000 ug/mL
							PCB-1016 Peak 2	1000 ug/mL

REAGENT TRACEABILITY SUMMARY

Lab Name: Eurofins TestAmerica, Canton Job No.: 240-124062-1

SDG No.:

Reagent ID	Exp Date	Prep Date	Dilutant Used	Reagent Final Volume	Parent Reagent		Analyte	Concentration
					Reagent ID	Volume Added		
							PCB-1016 Peak 3	1000 ug/mL
							PCB-1016 Peak 4	1000 ug/mL
							PCB-1016 Peak 5	1000 ug/mL
							PCB-1260 Peak 1	1000 ug/mL
							PCB-1260 Peak 2	1000 ug/mL
							PCB-1260 Peak 3	1000 ug/mL
							PCB-1260 Peak 4	1000 ug/mL
							PCB-1260 Peak 5	1000 ug/mL
.SGPCBIS STOCk_00013	12/26/19	12/26/18	HEXANE, Lot 3863007	50 mL	ISTD_00005	0.5 mL	1-Bromo-2-nitrobenzene	10 ug/mL
..ISTD_00005	02/28/21		Restek, Lot A0132763		(Purchased Reagent)		1-Bromo-2-nitrobenzene	1000 ug/mL
.SGPCGSURRSTK_00011	07/02/20	07/02/19	HEXANE, Lot 4165035	100 mL	SGPESTSURR_00010	1 mL	DCB Decachlorobiphenyl	2 ug/mL
							Tetrachloro-m-xylene	2 ug/mL
..SGPESTSURR_00010	06/22/22		Restek, Lot A0117947		(Purchased Reagent)		DCB Decachlorobiphenyl	200 ug/mL
							Tetrachloro-m-xylene	200 ug/mL
SG1660@0.5PPM_00093	06/03/20	12/03/19	HEXANE, Lot 234722	100 mL	SGPCBIS STOCk_00014	0.5 mL	1-Bromo-2-nitrobenzene	0.05 ug/mL
.SGPCBIS STOCk_00014	11/19/20	11/19/19	HEXANE, Lot 4504899	50 mL	ISTD_00005	0.5 mL	1-Bromo-2-nitrobenzene	10 ug/mL
..ISTD_00005	02/28/21		Restek, Lot A0132763		(Purchased Reagent)		1-Bromo-2-nitrobenzene	1000 ug/mL
SG1660@0.5PPM_00093	06/03/20	12/03/19	HEXANE, Lot 234722	100 mL	SG1016/1260_00026	5 mL	Aroclor-1016	0.5 ug/mL
							Aroclor-1260	0.5 ug/mL
							PCB-1016 Peak 1	0.5 ug/mL
							PCB-1016 Peak 2	0.5 ug/mL
							PCB-1016 Peak 3	0.5 ug/mL
							PCB-1016 Peak 4	0.5 ug/mL
							PCB-1016 Peak 5	0.5 ug/mL
							PCB-1260 Peak 1	0.5 ug/mL
							PCB-1260 Peak 2	0.5 ug/mL
							PCB-1260 Peak 3	0.5 ug/mL
							PCB-1260 Peak 4	0.5 ug/mL
							PCB-1260 Peak 5	0.5 ug/mL
					SGPCGSURRSTK_00011	1.25 mL	DCB Decachlorobiphenyl	0.025 ug/mL
							Tetrachloro-m-xylene	0.025 ug/mL
.SG1016/1260_00026	07/01/20	07/01/19	HEXANE, Lot 4165035	100 mL	SG1016/1260MX_00013	1 mL	Aroclor-1016	10 ug/mL
							Aroclor-1260	10 ug/mL
							PCB-1016 Peak 1	10 ug/mL
							PCB-1016 Peak 2	10 ug/mL
							PCB-1016 Peak 3	10 ug/mL
							PCB-1016 Peak 4	10 ug/mL
							PCB-1016 Peak 5	10 ug/mL
							PCB-1260 Peak 1	10 ug/mL
							PCB-1260 Peak 2	10 ug/mL
							PCB-1260 Peak 3	10 ug/mL
							PCB-1260 Peak 4	10 ug/mL
							PCB-1260 Peak 5	10 ug/mL
..SG1016/1260MX_00013	05/31/24		Restek, Lot A0134815		(Purchased Reagent)		Aroclor-1016	1000 ug/mL
							Aroclor-1260	1000 ug/mL
							PCB-1016 Peak 1	1000 ug/mL
							PCB-1016 Peak 2	1000 ug/mL

REAGENT TRACEABILITY SUMMARY

Lab Name: Eurofins TestAmerica, Canton Job No.: 240-124062-1

SDG No.:

Reagent ID	Exp Date	Prep Date	Dilutant Used	Reagent Final Volume	Parent Reagent		Analyte	Concentration
					Reagent ID	Volume Added		
							PCB-1016 Peak 3	1000 ug/mL
							PCB-1016 Peak 4	1000 ug/mL
							PCB-1016 Peak 5	1000 ug/mL
							PCB-1260 Peak 1	1000 ug/mL
							PCB-1260 Peak 2	1000 ug/mL
							PCB-1260 Peak 3	1000 ug/mL
							PCB-1260 Peak 4	1000 ug/mL
							PCB-1260 Peak 5	1000 ug/mL
.SGPCGSURRSTK_00011	07/02/20	07/02/19	HEXANE, Lot 4165035	100 mL	SGPESTSURR_00010	1 mL	DCB Decachlorobiphenyl	2 ug/mL
							Tetrachloro-m-xylene	2 ug/mL
..SGPESTSURR_00010	06/22/22		Restek, Lot A0117947		(Purchased Reagent)		DCB Decachlorobiphenyl	200 ug/mL
							Tetrachloro-m-xylene	200 ug/mL
SG1660@1.0PPM_00033	12/26/19	07/02/19	HEXANE, Lot 4165035	50 mL	SG1016/1260_00026	5 mL	PCB-1016 Peak 1	1 ug/mL
							PCB-1016 Peak 2	1 ug/mL
							PCB-1016 Peak 3	1 ug/mL
							PCB-1016 Peak 4	1 ug/mL
							PCB-1016 Peak 5	1 ug/mL
							PCB-1260 Peak 1	1 ug/mL
							PCB-1260 Peak 2	1 ug/mL
							PCB-1260 Peak 3	1 ug/mL
							PCB-1260 Peak 4	1 ug/mL
							PCB-1260 Peak 5	1 ug/mL
					SGPCBIS STOCk_00013	0.25 mL	1-Bromo-2-nitrobenzene	0.05 ug/mL
					SGPCGSURRSTK_00011	1.25 mL	DCB Decachlorobiphenyl	0.05 ug/mL
							Tetrachloro-m-xylene	0.05 ug/mL
.SG1016/1260_00026	07/01/20	07/01/19	HEXANE, Lot 4165035	100 mL	SG1016/1260MX_00013	1 mL	PCB-1016 Peak 1	10 ug/mL
							PCB-1016 Peak 2	10 ug/mL
							PCB-1016 Peak 3	10 ug/mL
							PCB-1016 Peak 4	10 ug/mL
							PCB-1016 Peak 5	10 ug/mL
							PCB-1260 Peak 1	10 ug/mL
							PCB-1260 Peak 2	10 ug/mL
							PCB-1260 Peak 3	10 ug/mL
							PCB-1260 Peak 4	10 ug/mL
							PCB-1260 Peak 5	10 ug/mL
..SG1016/1260MX_00013	05/31/24		Restek, Lot A0134815		(Purchased Reagent)		PCB-1016 Peak 1	1000 ug/mL
							PCB-1016 Peak 2	1000 ug/mL
							PCB-1016 Peak 3	1000 ug/mL
							PCB-1016 Peak 4	1000 ug/mL
							PCB-1016 Peak 5	1000 ug/mL
							PCB-1260 Peak 1	1000 ug/mL
							PCB-1260 Peak 2	1000 ug/mL
							PCB-1260 Peak 3	1000 ug/mL
							PCB-1260 Peak 4	1000 ug/mL
							PCB-1260 Peak 5	1000 ug/mL
.SGPCBIS STOCk_00013	12/26/19	12/26/18	HEXANE, Lot 3863007	50 mL	ISTD_00005	0.5 mL	1-Bromo-2-nitrobenzene	10 ug/mL
..ISTD_00005	02/28/21		Restek, Lot A0132763		(Purchased Reagent)		1-Bromo-2-nitrobenzene	1000 ug/mL

REAGENT TRACEABILITY SUMMARY

Lab Name: Eurofins TestAmerica, Canton Job No.: 240-124062-1

SDG No.:

Reagent ID	Exp Date	Prep Date	Dilutant Used	Reagent Final Volume	Parent Reagent		Analyte	Concentration
					Reagent ID	Volume Added		
.SGPCGSURRSTK_00011	07/02/20	07/02/19	HEXANE, Lot 4165035	100 mL	SGPESTSURR_00010	1 mL	DCB Decachlorobiphenyl	2 ug/mL
							Tetrachloro-m-xylene	2 ug/mL
..SGPESTSURR_00010	06/22/22		Restek, Lot A0117947		(Purchased Reagent)		DCB Decachlorobiphenyl	200 ug/mL
							Tetrachloro-m-xylene	200 ug/mL
SG1660@1.5PPM_00007	12/26/19	07/02/19	HEXANE, Lot 4165035	50 mL	SG1016/1260_00026	7.5 mL	PCB-1016 Peak 1	1.5 ug/mL
							PCB-1016 Peak 2	1.5 ug/mL
							PCB-1016 Peak 3	1.5 ug/mL
							PCB-1016 Peak 4	1.5 ug/mL
							PCB-1016 Peak 5	1.5 ug/mL
							PCB-1260 Peak 1	1.5 ug/mL
							PCB-1260 Peak 2	1.5 ug/mL
							PCB-1260 Peak 3	1.5 ug/mL
							PCB-1260 Peak 4	1.5 ug/mL
							PCB-1260 Peak 5	1.5 ug/mL
					SGPCBIS STOCk_00013	0.25 mL	1-Bromo-2-nitrobenzene	0.05 ug/mL
					SGPCGSURRSTK_00011	2.5 mL	DCB Decachlorobiphenyl	0.1 ug/mL
							Tetrachloro-m-xylene	0.1 ug/mL
.SG1016/1260_00026	07/01/20	07/01/19	HEXANE, Lot 4165035	100 mL	SG1016/1260MX_00013	1 mL	PCB-1016 Peak 1	10 ug/mL
							PCB-1016 Peak 2	10 ug/mL
							PCB-1016 Peak 3	10 ug/mL
							PCB-1016 Peak 4	10 ug/mL
							PCB-1016 Peak 5	10 ug/mL
							PCB-1260 Peak 1	10 ug/mL
							PCB-1260 Peak 2	10 ug/mL
							PCB-1260 Peak 3	10 ug/mL
							PCB-1260 Peak 4	10 ug/mL
							PCB-1260 Peak 5	10 ug/mL
..SG1016/1260MX_00013	05/31/24		Restek, Lot A0134815		(Purchased Reagent)		PCB-1016 Peak 1	1000 ug/mL
							PCB-1016 Peak 2	1000 ug/mL
							PCB-1016 Peak 3	1000 ug/mL
							PCB-1016 Peak 4	1000 ug/mL
							PCB-1016 Peak 5	1000 ug/mL
							PCB-1260 Peak 1	1000 ug/mL
							PCB-1260 Peak 2	1000 ug/mL
							PCB-1260 Peak 3	1000 ug/mL
							PCB-1260 Peak 4	1000 ug/mL
							PCB-1260 Peak 5	1000 ug/mL
.SGPCBIS STOCk_00013	12/26/19	12/26/18	HEXANE, Lot 3863007	50 mL	ISTD_00005	0.5 mL	1-Bromo-2-nitrobenzene	10 ug/mL
..ISTD_00005	02/28/21		Restek, Lot A0132763		(Purchased Reagent)		1-Bromo-2-nitrobenzene	1000 ug/mL
.SGPCGSURRSTK_00011	07/02/20	07/02/19	HEXANE, Lot 4165035	100 mL	SGPESTSURR_00010	1 mL	DCB Decachlorobiphenyl	2 ug/mL
							Tetrachloro-m-xylene	2 ug/mL
..SGPESTSURR_00010	06/22/22		Restek, Lot A0117947		(Purchased Reagent)		DCB Decachlorobiphenyl	200 ug/mL
							Tetrachloro-m-xylene	200 ug/mL
SG1660ICV@.5_00006	12/26/19	09/17/19	HEXANE, Lot 4289073	10 mL	SGPCBIS STOCk_00013	0.05 mL	1-Bromo-2-nitrobenzene	0.05 ug/mL
.SGPCBIS STOCk_00013	12/26/19	12/26/18	HEXANE, Lot 3863007	50 mL	ISTD_00005	0.5 mL	1-Bromo-2-nitrobenzene	10 ug/mL
..ISTD_00005	02/28/21		Restek, Lot A0132763		(Purchased Reagent)		1-Bromo-2-nitrobenzene	1000 ug/mL
SG1660ICV@.5_00006	12/26/19	09/17/19	HEXANE, Lot 4289073	10 mL	SG1660ICV@100_00021	0.05 mL	Aroclor-1016	0.5 ug/mL

Lab Name: Eurofins TestAmerica, Canton Job No.: 240-124062-1

SDG No.:

Reagent ID	Exp Date	Prep Date	Dilutant Used	Reagent Final Volume	Parent Reagent		Analyte	Concentration
					Reagent ID	Volume Added		
							Aroclor-1260	0.5 ug/mL
.SG1660ICV@100_00021	09/04/20	09/04/19	HEXANE, Lot 4289073	10 mL	SG 1660 ICV_00019	1 mL	Aroclor-1016	100 ug/mL
							Aroclor-1260	100 ug/mL
..SG 1660 ICV_00019	02/28/25		restek, Lot a0143130		(Purchased Reagent)		Aroclor-1016	1000 ug/mL
							Aroclor-1260	1000 ug/mL
SG1660STD@0.1_00026	12/26/19	07/01/19	HEXANE, Lot 4165035	50 mL	SG1016/1260_00026	0.5 mL	PCB-1016 Peak 1	0.1 ug/mL
							PCB-1016 Peak 2	0.1 ug/mL
							PCB-1016 Peak 3	0.1 ug/mL
							PCB-1016 Peak 4	0.1 ug/mL
							PCB-1016 Peak 5	0.1 ug/mL
							PCB-1260 Peak 1	0.1 ug/mL
							PCB-1260 Peak 2	0.1 ug/mL
							PCB-1260 Peak 3	0.1 ug/mL
							PCB-1260 Peak 4	0.1 ug/mL
							PCB-1260 Peak 5	0.1 ug/mL
					SGPCBIS STOCk_00013	0.25 mL	1-Bromo-2-nitrobenzene	0.05 ug/mL
					SGPCGSURRSTK_00011	0.125 mL	DCB Decachlorobiphenyl	0.005 ug/mL
							Tetrachloro-m-xylene	0.005 ug/mL
.SG1016/1260_00026	07/01/20	07/01/19	HEXANE, Lot 4165035	100 mL	SG1016/1260MX_00013	1 mL	PCB-1016 Peak 1	10 ug/mL
							PCB-1016 Peak 2	10 ug/mL
							PCB-1016 Peak 3	10 ug/mL
							PCB-1016 Peak 4	10 ug/mL
							PCB-1016 Peak 5	10 ug/mL
							PCB-1260 Peak 1	10 ug/mL
							PCB-1260 Peak 2	10 ug/mL
							PCB-1260 Peak 3	10 ug/mL
							PCB-1260 Peak 4	10 ug/mL
							PCB-1260 Peak 5	10 ug/mL
..SG1016/1260MX_00013	05/31/24		Restek, Lot A0134815		(Purchased Reagent)		PCB-1016 Peak 1	1000 ug/mL
							PCB-1016 Peak 2	1000 ug/mL
							PCB-1016 Peak 3	1000 ug/mL
							PCB-1016 Peak 4	1000 ug/mL
							PCB-1016 Peak 5	1000 ug/mL
							PCB-1260 Peak 1	1000 ug/mL
							PCB-1260 Peak 2	1000 ug/mL
							PCB-1260 Peak 3	1000 ug/mL
							PCB-1260 Peak 4	1000 ug/mL
							PCB-1260 Peak 5	1000 ug/mL
.SGPCBIS STOCk_00013	12/26/19	12/26/18	HEXANE, Lot 3863007	50 mL	ISTD_00005	0.5 mL	1-Bromo-2-nitrobenzene	10 ug/mL
..ISTD_00005	02/28/21		Restek, Lot A0132763		(Purchased Reagent)		1-Bromo-2-nitrobenzene	1000 ug/mL
.SGPCGSURRSTK_00011	07/02/20	07/02/19	HEXANE, Lot 4165035	100 mL	SGPESTSURR_00010	1 mL	DCB Decachlorobiphenyl	2 ug/mL
							Tetrachloro-m-xylene	2 ug/mL
..SGPESTSURR_00010	06/22/22		Restek, Lot A0117947		(Purchased Reagent)		DCB Decachlorobiphenyl	200 ug/mL
							Tetrachloro-m-xylene	200 ug/mL
SG2154@0.05PP_00022	12/04/19	06/04/19	HEXANE, Lot 4164035	50 mL	SG2154@10ppm_00015	0.25 mL	PCB-1221 Peak 1	0.05 ug/mL
							PCB-1221 Peak 2	0.05 ug/mL
							PCB-1221 Peak 3	0.05 ug/mL

REAGENT TRACEABILITY SUMMARY

Lab Name: Eurofins TestAmerica, Canton Job No.: 240-124062-1

SDG No.:

Reagent ID	Exp Date	Prep Date	Dilutant Used	Reagent Final Volume	Parent Reagent		Analyte	Concentration
					Reagent ID	Volume Added		
							PCB-1254 Peak 1	0.05 ug/mL
							PCB-1254 Peak 2	0.05 ug/mL
							PCB-1254 Peak 3	0.05 ug/mL
							PCB-1254 Peak 4	0.05 ug/mL
							PCB-1254 Peak 5	0.05 ug/mL
					SGPCBIS STOCk_00013	0.25 mL	1-Bromo-2-nitrobenzene	0.05 ug/mL
.SG2154@10ppm_00015	06/04/20	06/04/19	HEXANE, Lot 4165035	100 mL	SG1221/1254_00004	1 mL	PCB-1221 Peak 1	10 ug/mL
							PCB-1221 Peak 2	10 ug/mL
							PCB-1221 Peak 3	10 ug/mL
							PCB-1254 Peak 1	10 ug/mL
							PCB-1254 Peak 2	10 ug/mL
							PCB-1254 Peak 3	10 ug/mL
							PCB-1254 Peak 4	10 ug/mL
							PCB-1254 Peak 5	10 ug/mL
..SG1221/1254_00004	02/28/22		restek, Lot a0115555		(Purchased Reagent)		PCB-1221 Peak 1	1000 ug/mL
							PCB-1221 Peak 2	1000 ug/mL
							PCB-1221 Peak 3	1000 ug/mL
							PCB-1254 Peak 1	1000 ug/mL
							PCB-1254 Peak 2	1000 ug/mL
							PCB-1254 Peak 3	1000 ug/mL
							PCB-1254 Peak 4	1000 ug/mL
							PCB-1254 Peak 5	1000 ug/mL
.SGPCBIS STOCk_00013	12/26/19	12/26/18	HEXANE, Lot 3863007	50 mL	ISTD_00005	0.5 mL	1-Bromo-2-nitrobenzene	10 ug/mL
..ISTD_00005	02/28/21		Restek, Lot A0132763		(Purchased Reagent)		1-Bromo-2-nitrobenzene	1000 ug/mL
SG2154@0.2PPM_00023	12/04/19	06/04/19	HEXANE, Lot 4165035	50 mL	SG2154@10ppm_00015	1 mL	PCB-1221 Peak 1	0.2 ug/mL
							PCB-1221 Peak 2	0.2 ug/mL
							PCB-1221 Peak 3	0.2 ug/mL
							PCB-1254 Peak 1	0.2 ug/mL
							PCB-1254 Peak 2	0.2 ug/mL
							PCB-1254 Peak 3	0.2 ug/mL
							PCB-1254 Peak 4	0.2 ug/mL
							PCB-1254 Peak 5	0.2 ug/mL
					SGPCBIS STOCk_00013	0.25 mL	1-Bromo-2-nitrobenzene	0.05 ug/mL
.SG2154@10ppm_00015	06/04/20	06/04/19	HEXANE, Lot 4165035	100 mL	SG1221/1254_00004	1 mL	PCB-1221 Peak 1	10 ug/mL
							PCB-1221 Peak 2	10 ug/mL
							PCB-1221 Peak 3	10 ug/mL
							PCB-1254 Peak 1	10 ug/mL
							PCB-1254 Peak 2	10 ug/mL
							PCB-1254 Peak 3	10 ug/mL
							PCB-1254 Peak 4	10 ug/mL
							PCB-1254 Peak 5	10 ug/mL
..SG1221/1254_00004	02/28/22		restek, Lot a0115555		(Purchased Reagent)		PCB-1221 Peak 1	1000 ug/mL
							PCB-1221 Peak 2	1000 ug/mL
							PCB-1221 Peak 3	1000 ug/mL
							PCB-1254 Peak 1	1000 ug/mL
							PCB-1254 Peak 2	1000 ug/mL
							PCB-1254 Peak 3	1000 ug/mL

REAGENT TRACEABILITY SUMMARY

Lab Name: Eurofins TestAmerica, Canton Job No.: 240-124062-1

SDG No.:

Reagent ID	Exp Date	Prep Date	Dilutant Used	Reagent Final Volume	Parent Reagent		Analyte	Concentration
					Reagent ID	Volume Added		
							PCB-1254 Peak 4	1000 ug/mL
							PCB-1254 Peak 5	1000 ug/mL
.SGPCBIS STOCk_00013	12/26/19	12/26/18	HEXANE, Lot 3863007	50 mL	ISTD_00005	0.5 mL	1-Bromo-2-nitrobenzene	10 ug/mL
..ISTD_00005	02/28/21		Restek, Lot A0132763		(Purchased Reagent)		1-Bromo-2-nitrobenzene	1000 ug/mL
SG2154@0.5PPM_00045	12/04/19	06/04/19	HEXANE, Lot 4165035	100 mL	SG2154@10ppm_00015	5 mL	PCB-1221 Peak 1	0.5 ug/mL
							PCB-1221 Peak 2	0.5 ug/mL
							PCB-1221 Peak 3	0.5 ug/mL
							PCB-1254 Peak 1	0.5 ug/mL
							PCB-1254 Peak 2	0.5 ug/mL
							PCB-1254 Peak 3	0.5 ug/mL
							PCB-1254 Peak 4	0.5 ug/mL
							PCB-1254 Peak 5	0.5 ug/mL
					SGPCBIS STOCk_00013	0.5 mL	1-Bromo-2-nitrobenzene	0.05 ug/mL
.SG2154@10ppm_00015	06/04/20	06/04/19	HEXANE, Lot 4165035	100 mL	SG1221/1254_00004	1 mL	PCB-1221 Peak 1	10 ug/mL
							PCB-1221 Peak 2	10 ug/mL
							PCB-1221 Peak 3	10 ug/mL
							PCB-1254 Peak 1	10 ug/mL
							PCB-1254 Peak 2	10 ug/mL
							PCB-1254 Peak 3	10 ug/mL
							PCB-1254 Peak 4	10 ug/mL
							PCB-1254 Peak 5	10 ug/mL
..SG1221/1254_00004	02/28/22		restek, Lot a0115555		(Purchased Reagent)		PCB-1221 Peak 1	1000 ug/mL
							PCB-1221 Peak 2	1000 ug/mL
							PCB-1221 Peak 3	1000 ug/mL
							PCB-1254 Peak 1	1000 ug/mL
							PCB-1254 Peak 2	1000 ug/mL
							PCB-1254 Peak 3	1000 ug/mL
							PCB-1254 Peak 4	1000 ug/mL
							PCB-1254 Peak 5	1000 ug/mL
.SGPCBIS STOCk_00013	12/26/19	12/26/18	HEXANE, Lot 3863007	50 mL	ISTD_00005	0.5 mL	1-Bromo-2-nitrobenzene	10 ug/mL
..ISTD_00005	02/28/21		Restek, Lot A0132763		(Purchased Reagent)		1-Bromo-2-nitrobenzene	1000 ug/mL
SG2154@0.5PPM_00048	05/19/20	11/19/19	HEXANE, Lot 4504899	100 mL	SGPCBIS STOCk_00014	0.5 mL	1-Bromo-2-nitrobenzene	0.05 ug/mL
.SGPCBIS STOCk_00014	11/19/20	11/19/19	HEXANE, Lot 4504899	50 mL	ISTD_00005	0.5 mL	1-Bromo-2-nitrobenzene	10 ug/mL
..ISTD_00005	02/28/21		Restek, Lot A0132763		(Purchased Reagent)		1-Bromo-2-nitrobenzene	1000 ug/mL
SG2154@0.5PPM_00048	05/19/20	11/19/19	HEXANE, Lot 4504899	100 mL	SG2154@10ppm_00015	5 mL	Aroclor-1221	0.5 ug/mL
							Aroclor-1254	0.5 ug/mL
							PCB-1221 Peak 1	0.5 ug/mL
							PCB-1221 Peak 2	0.5 ug/mL
							PCB-1221 Peak 3	0.5 ug/mL
							PCB-1254 Peak 1	0.5 ug/mL
							PCB-1254 Peak 2	0.5 ug/mL
							PCB-1254 Peak 3	0.5 ug/mL
							PCB-1254 Peak 4	0.5 ug/mL
							PCB-1254 Peak 5	0.5 ug/mL
.SG2154@10ppm_00015	06/04/20	06/04/19	HEXANE, Lot 4165035	100 mL	SG1221/1254_00004	1 mL	Aroclor-1221	10 ug/mL
							Aroclor-1254	10 ug/mL
							PCB-1221 Peak 1	10 ug/mL

REAGENT TRACEABILITY SUMMARY

Lab Name: Eurofins TestAmerica, Canton Job No.: 240-124062-1

SDG No.:

Reagent ID	Exp Date	Prep Date	Dilutant Used	Reagent Final Volume	Parent Reagent		Analyte	Concentration
					Reagent ID	Volume Added		
							PCB-1221 Peak 2	10 ug/mL
							PCB-1221 Peak 3	10 ug/mL
							PCB-1254 Peak 1	10 ug/mL
							PCB-1254 Peak 2	10 ug/mL
							PCB-1254 Peak 3	10 ug/mL
							PCB-1254 Peak 4	10 ug/mL
							PCB-1254 Peak 5	10 ug/mL
..SG1221/1254_00004	02/28/22		restek, Lot a0115555		(Purchased Reagent)		Aroclor-1221	1000 ug/mL
							Aroclor-1254	1000 ug/mL
							PCB-1221 Peak 1	1000 ug/mL
							PCB-1221 Peak 2	1000 ug/mL
							PCB-1221 Peak 3	1000 ug/mL
							PCB-1254 Peak 1	1000 ug/mL
							PCB-1254 Peak 2	1000 ug/mL
							PCB-1254 Peak 3	1000 ug/mL
							PCB-1254 Peak 4	1000 ug/mL
							PCB-1254 Peak 5	1000 ug/mL
SG2154@1.0PPM_00031	12/04/19	06/04/19	HEXANE, Lot 4164035	50 mL	SG2154@10ppm_00015	5 mL	PCB-1221 Peak 1	1 ug/mL
							PCB-1221 Peak 2	1 ug/mL
							PCB-1221 Peak 3	1 ug/mL
							PCB-1254 Peak 1	1 ug/mL
							PCB-1254 Peak 2	1 ug/mL
							PCB-1254 Peak 3	1 ug/mL
							PCB-1254 Peak 4	1 ug/mL
							PCB-1254 Peak 5	1 ug/mL
					SGPCBIS STOCk_00013	0.25 mL	1-Bromo-2-nitrobenzene	0.05 ug/mL
.SG2154@10ppm_00015	06/04/20	06/04/19	HEXANE, Lot 4165035	100 mL	SG1221/1254_00004	1 mL	PCB-1221 Peak 1	10 ug/mL
							PCB-1221 Peak 2	10 ug/mL
							PCB-1221 Peak 3	10 ug/mL
							PCB-1254 Peak 1	10 ug/mL
							PCB-1254 Peak 2	10 ug/mL
							PCB-1254 Peak 3	10 ug/mL
							PCB-1254 Peak 4	10 ug/mL
							PCB-1254 Peak 5	10 ug/mL
..SG1221/1254_00004	02/28/22		restek, Lot a0115555		(Purchased Reagent)		PCB-1221 Peak 1	1000 ug/mL
							PCB-1221 Peak 2	1000 ug/mL
							PCB-1221 Peak 3	1000 ug/mL
							PCB-1254 Peak 1	1000 ug/mL
							PCB-1254 Peak 2	1000 ug/mL
							PCB-1254 Peak 3	1000 ug/mL
							PCB-1254 Peak 4	1000 ug/mL
							PCB-1254 Peak 5	1000 ug/mL
.SGPCBIS STOCk_00013	12/26/19	12/26/18	HEXANE, Lot 3863007	50 mL	ISTD_00005	0.5 mL	1-Bromo-2-nitrobenzene	10 ug/mL
..ISTD_00005	02/28/21		Restek, Lot A0132763		(Purchased Reagent)		1-Bromo-2-nitrobenzene	1000 ug/mL
SG2154@1.5PPM_00006	12/04/19	06/04/19	HEXANE, Lot 4165035	50 mL	SG2154@10ppm_00015	7.5 mL	PCB-1221 Peak 1	1.5 ug/mL
							PCB-1221 Peak 2	1.5 ug/mL
							PCB-1221 Peak 3	1.5 ug/mL

REAGENT TRACEABILITY SUMMARY

Lab Name: Eurofins TestAmerica, Canton Job No.: 240-124062-1

SDG No.:

Reagent ID	Exp Date	Prep Date	Dilutant Used	Reagent Final Volume	Parent Reagent		Analyte	Concentration
					Reagent ID	Volume Added		
							PCB-1254 Peak 1	1.5 ug/mL
							PCB-1254 Peak 2	1.5 ug/mL
							PCB-1254 Peak 3	1.5 ug/mL
							PCB-1254 Peak 4	1.5 ug/mL
							PCB-1254 Peak 5	1.5 ug/mL
					SGPCBIS STOCk_00013	0.25 mL	1-Bromo-2-nitrobenzene	0.05 ug/mL
.SG2154@10ppm_00015	06/04/20	06/04/19	HEXANE, Lot 4165035	100 mL	SG1221/1254_00004	1 mL	PCB-1221 Peak 1	10 ug/mL
							PCB-1221 Peak 2	10 ug/mL
							PCB-1221 Peak 3	10 ug/mL
							PCB-1254 Peak 1	10 ug/mL
							PCB-1254 Peak 2	10 ug/mL
							PCB-1254 Peak 3	10 ug/mL
							PCB-1254 Peak 4	10 ug/mL
							PCB-1254 Peak 5	10 ug/mL
..SG1221/1254_00004	02/28/22		restek, Lot a0115555		(Purchased Reagent)		PCB-1221 Peak 1	1000 ug/mL
							PCB-1221 Peak 2	1000 ug/mL
							PCB-1221 Peak 3	1000 ug/mL
							PCB-1254 Peak 1	1000 ug/mL
							PCB-1254 Peak 2	1000 ug/mL
							PCB-1254 Peak 3	1000 ug/mL
							PCB-1254 Peak 4	1000 ug/mL
							PCB-1254 Peak 5	1000 ug/mL
.SGPCBIS STOCk_00013	12/26/19	12/26/18	HEXANE, Lot 3863007	50 mL	ISTD_00005	0.5 mL	1-Bromo-2-nitrobenzene	10 ug/mL
..ISTD_00005	02/28/21		Restek, Lot A0132763		(Purchased Reagent)		1-Bromo-2-nitrobenzene	1000 ug/mL
SG2154@O.1PPM_00023	12/04/19	06/04/19	HEXANE, Lot 4165035	50 mL	SG2154@10ppm_00015	0.5 mL	PCB-1221 Peak 1	0.1 ug/mL
							PCB-1221 Peak 2	0.1 ug/mL
							PCB-1221 Peak 3	0.1 ug/mL
							PCB-1254 Peak 1	0.1 ug/mL
							PCB-1254 Peak 2	0.1 ug/mL
							PCB-1254 Peak 3	0.1 ug/mL
							PCB-1254 Peak 4	0.1 ug/mL
							PCB-1254 Peak 5	0.1 ug/mL
					SGPCBIS STOCk_00013	0.25 mL	1-Bromo-2-nitrobenzene	0.05 ug/mL
.SG2154@10ppm_00015	06/04/20	06/04/19	HEXANE, Lot 4165035	100 mL	SG1221/1254_00004	1 mL	PCB-1221 Peak 1	10 ug/mL
							PCB-1221 Peak 2	10 ug/mL
							PCB-1221 Peak 3	10 ug/mL
							PCB-1254 Peak 1	10 ug/mL
							PCB-1254 Peak 2	10 ug/mL
							PCB-1254 Peak 3	10 ug/mL
							PCB-1254 Peak 4	10 ug/mL
							PCB-1254 Peak 5	10 ug/mL
..SG1221/1254_00004	02/28/22		restek, Lot a0115555		(Purchased Reagent)		PCB-1221 Peak 1	1000 ug/mL
							PCB-1221 Peak 2	1000 ug/mL
							PCB-1221 Peak 3	1000 ug/mL
							PCB-1254 Peak 1	1000 ug/mL
							PCB-1254 Peak 2	1000 ug/mL
							PCB-1254 Peak 3	1000 ug/mL

REAGENT TRACEABILITY SUMMARY

Lab Name: Eurofins TestAmerica, Canton Job No.: 240-124062-1

SDG No.:

Reagent ID	Exp Date	Prep Date	Dilutant Used	Reagent Final Volume	Parent Reagent		Analyte	Concentration
					Reagent ID	Volume Added		
							PCB-1254 Peak 4	1000 ug/mL
							PCB-1254 Peak 5	1000 ug/mL
.SGPCBIS STOCk_00013	12/26/19	12/26/18	HEXANE, Lot 3863007	50 mL	ISTD_00005	0.5 mL	1-Bromo-2-nitrobenzene	10 ug/mL
..ISTD_00005	02/28/21		Restek, Lot A0132763		(Purchased Reagent)		1-Bromo-2-nitrobenzene	1000 ug/mL
SG2154ICV@.5_00001	10/19/19	09/17/19	HEXANE, Lot 4289073	10 mL	SGPCBIS STOCk_00013	0.05 mL	1-Bromo-2-nitrobenzene	0.05 ug/mL
.SGPCBIS STOCk_00013	12/26/19	12/26/18	HEXANE, Lot 3863007	50 mL	ISTD_00005	0.5 mL	1-Bromo-2-nitrobenzene	10 ug/mL
..ISTD_00005	02/28/21		Restek, Lot A0132763		(Purchased Reagent)		1-Bromo-2-nitrobenzene	1000 ug/mL
SG2154ICV@.5_00001	10/19/19	09/17/19	HEXANE, Lot 4289073	10 mL	SG1254ICV@100_00009	0.05 mL	Aroclor-1254	0.5 ug/mL
.SG1254ICV@100_00009	10/19/19	10/19/18	HEXANE, Lot 3678472	10 mL	SGPCB1254_00010	1 mL	Aroclor-1254	100 ug/mL
..SGPCB1254_00010	10/31/21		ULTRA SCIENTIFIC, Lot CK-3221		(Purchased Reagent)		Aroclor-1254	1000 ug/mL
SG3262@.05PPM_00016	12/19/19	06/19/19	HEXANE, Lot 4165035	50 mL	SG32/6210PPM_00011	0.25 mL	PCB-1232 Peak 1	50 ug/L
							PCB-1232 Peak 2	50 ug/L
							PCB-1232 Peak 3	50 ug/L
							PCB-1232 Peak 4	50 ug/L
							PCB-1232 Peak 5	50 ug/L
							PCB-1262 Peak 1	50 ug/L
							PCB-1262 Peak 2	50 ug/L
							PCB-1262 Peak 3	50 ug/L
							PCB-1262 Peak 4	50 ug/L
							PCB-1262 Peak 5	50 ug/L
					SGPCBIS STOCk_00013	0.25 mL	1-Bromo-2-nitrobenzene	50 ug/L
.SG32/6210PPM_00011	06/07/20	06/07/19	HEXANE, Lot 4165035	100 mL	SG32/62 STK_00005	1 mL	PCB-1232 Peak 1	10 ug/mL
							PCB-1232 Peak 2	10 ug/mL
							PCB-1232 Peak 3	10 ug/mL
							PCB-1232 Peak 4	10 ug/mL
							PCB-1232 Peak 5	10 ug/mL
							PCB-1262 Peak 1	10 ug/mL
							PCB-1262 Peak 2	10 ug/mL
							PCB-1262 Peak 3	10 ug/mL
							PCB-1262 Peak 4	10 ug/mL
							PCB-1262 Peak 5	10 ug/mL
..SG32/62 STK_00005	01/31/24		Restelk, Lot A0132023		(Purchased Reagent)		PCB-1232 Peak 1	1000 ug/mL
							PCB-1232 Peak 2	1000 ug/mL
							PCB-1232 Peak 3	1000 ug/mL
							PCB-1232 Peak 4	1000 ug/mL
							PCB-1232 Peak 5	1000 ug/mL
							PCB-1262 Peak 1	1000 ug/mL
							PCB-1262 Peak 2	1000 ug/mL
							PCB-1262 Peak 3	1000 ug/mL
							PCB-1262 Peak 4	1000 ug/mL
							PCB-1262 Peak 5	1000 ug/mL
.SGPCBIS STOCk_00013	12/26/19	12/26/18	HEXANE, Lot 3863007	50 mL	ISTD_00005	0.5 mL	1-Bromo-2-nitrobenzene	10 ug/mL
..ISTD_00005	02/28/21		Restek, Lot A0132763		(Purchased Reagent)		1-Bromo-2-nitrobenzene	1000 ug/mL
SG3262@.2PPM_00018	12/07/19	06/07/19	HEXANE, Lot 4165035	50 mL	SG32/6210PPM_00011	1 mL	PCB-1232 Peak 1	200 ug/L
							PCB-1232 Peak 2	200 ug/L
							PCB-1232 Peak 3	200 ug/L
							PCB-1232 Peak 4	200 ug/L

REAGENT TRACEABILITY SUMMARY

Lab Name: Eurofins TestAmerica, Canton Job No.: 240-124062-1

SDG No.:

Reagent ID	Exp Date	Prep Date	Dilutant Used	Reagent Final Volume	Parent Reagent		Analyte	Concentration
					Reagent ID	Volume Added		
							PCB-1232 Peak 5	200 ug/L
							PCB-1262 Peak 1	200 ug/L
							PCB-1262 Peak 2	200 ug/L
							PCB-1262 Peak 3	200 ug/L
							PCB-1262 Peak 4	200 ug/L
							PCB-1262 Peak 5	200 ug/L
					SGPCBIS STOCk_00013	0.25 mL	1-Bromo-2-nitrobenzene	50 ug/L
.SG32/6210PPM_00011	06/07/20	06/07/19	HEXANE, Lot 4165035	100 mL	SG32/62 STK_00005	1 mL	PCB-1232 Peak 1	10 ug/mL
							PCB-1232 Peak 2	10 ug/mL
							PCB-1232 Peak 3	10 ug/mL
							PCB-1232 Peak 4	10 ug/mL
							PCB-1232 Peak 5	10 ug/mL
							PCB-1262 Peak 1	10 ug/mL
							PCB-1262 Peak 2	10 ug/mL
							PCB-1262 Peak 3	10 ug/mL
							PCB-1262 Peak 4	10 ug/mL
							PCB-1262 Peak 5	10 ug/mL
..SG32/62 STK_00005	01/31/24		Restelk, Lot A0132023		(Purchased Reagent)		PCB-1232 Peak 1	1000 ug/mL
							PCB-1232 Peak 2	1000 ug/mL
							PCB-1232 Peak 3	1000 ug/mL
							PCB-1232 Peak 4	1000 ug/mL
							PCB-1232 Peak 5	1000 ug/mL
							PCB-1262 Peak 1	1000 ug/mL
							PCB-1262 Peak 2	1000 ug/mL
							PCB-1262 Peak 3	1000 ug/mL
							PCB-1262 Peak 4	1000 ug/mL
							PCB-1262 Peak 5	1000 ug/mL
.SGPCBIS STOCk_00013	12/26/19	12/26/18	HEXANE, Lot 3863007	50 mL	ISTD_00005	0.5 mL	1-Bromo-2-nitrobenzene	10 ug/mL
..ISTD_00005	02/28/21		Restek, Lot A0132763		(Purchased Reagent)		1-Bromo-2-nitrobenzene	1000 ug/mL
SG3262@0.1PPM_00016	12/07/19	06/07/19	HEXANE, Lot 4165035	50 mL	SG32/6210PPM_00011	0.5 mL	PCB-1232 Peak 1	100 ug/L
							PCB-1232 Peak 2	100 ug/L
							PCB-1232 Peak 3	100 ug/L
							PCB-1232 Peak 4	100 ug/L
							PCB-1232 Peak 5	100 ug/L
							PCB-1262 Peak 1	100 ug/L
							PCB-1262 Peak 2	100 ug/L
							PCB-1262 Peak 3	100 ug/L
							PCB-1262 Peak 4	100 ug/L
							PCB-1262 Peak 5	100 ug/L
					SGPCBIS STOCk_00013	0.25 mL	1-Bromo-2-nitrobenzene	50 ug/L
.SG32/6210PPM_00011	06/07/20	06/07/19	HEXANE, Lot 4165035	100 mL	SG32/62 STK_00005	1 mL	PCB-1232 Peak 1	10 ug/mL
							PCB-1232 Peak 2	10 ug/mL
							PCB-1232 Peak 3	10 ug/mL
							PCB-1232 Peak 4	10 ug/mL
							PCB-1232 Peak 5	10 ug/mL
							PCB-1262 Peak 1	10 ug/mL
							PCB-1262 Peak 2	10 ug/mL

REAGENT TRACEABILITY SUMMARY

Lab Name: Eurofins TestAmerica, Canton Job No.: 240-124062-1

SDG No.:

Reagent ID	Exp Date	Prep Date	Dilutant Used	Reagent Final Volume	Parent Reagent		Analyte	Concentration
					Reagent ID	Volume Added		
							PCB-1262 Peak 3	10 ug/mL
							PCB-1262 Peak 4	10 ug/mL
							PCB-1262 Peak 5	10 ug/mL
..SG32/62 STK_00005	01/31/24		Restelk, Lot A0132023		(Purchased Reagent)		PCB-1232 Peak 1	1000 ug/mL
							PCB-1232 Peak 2	1000 ug/mL
							PCB-1232 Peak 3	1000 ug/mL
							PCB-1232 Peak 4	1000 ug/mL
							PCB-1232 Peak 5	1000 ug/mL
							PCB-1262 Peak 1	1000 ug/mL
							PCB-1262 Peak 2	1000 ug/mL
							PCB-1262 Peak 3	1000 ug/mL
							PCB-1262 Peak 4	1000 ug/mL
							PCB-1262 Peak 5	1000 ug/mL
.SGPCBIS STOCk_00013	12/26/19	12/26/18	HEXANE, Lot 3863007	50 mL	ISTD_00005	0.5 mL	1-Bromo-2-nitrobenzene	10 ug/mL
..ISTD_00005	02/28/21		Restek, Lot A0132763		(Purchased Reagent)		1-Bromo-2-nitrobenzene	1000 ug/mL
SG3262@0.5PPM_00036	12/07/19	06/07/19	HEXANE, Lot 4165035	100 mL	SG32/6210PPM_00011	5 mL	PCB-1232 Peak 1	500 ug/L
							PCB-1232 Peak 2	500 ug/L
							PCB-1232 Peak 3	500 ug/L
							PCB-1232 Peak 4	500 ug/L
							PCB-1232 Peak 5	500 ug/L
							PCB-1262 Peak 1	500 ug/L
							PCB-1262 Peak 2	500 ug/L
							PCB-1262 Peak 3	500 ug/L
							PCB-1262 Peak 4	500 ug/L
							PCB-1262 Peak 5	500 ug/L
					SGPCBIS STOCk_00013	0.5 mL	1-Bromo-2-nitrobenzene	50 ug/L
.SG32/6210PPM_00011	06/07/20	06/07/19	HEXANE, Lot 4165035	100 mL	SG32/62 STK_00005	1 mL	PCB-1232 Peak 1	10 ug/mL
							PCB-1232 Peak 2	10 ug/mL
							PCB-1232 Peak 3	10 ug/mL
							PCB-1232 Peak 4	10 ug/mL
							PCB-1232 Peak 5	10 ug/mL
							PCB-1262 Peak 1	10 ug/mL
							PCB-1262 Peak 2	10 ug/mL
							PCB-1262 Peak 3	10 ug/mL
							PCB-1262 Peak 4	10 ug/mL
							PCB-1262 Peak 5	10 ug/mL
..SG32/62 STK_00005	01/31/24		Restelk, Lot A0132023		(Purchased Reagent)		PCB-1232 Peak 1	1000 ug/mL
							PCB-1232 Peak 2	1000 ug/mL
							PCB-1232 Peak 3	1000 ug/mL
							PCB-1232 Peak 4	1000 ug/mL
							PCB-1232 Peak 5	1000 ug/mL
							PCB-1262 Peak 1	1000 ug/mL
							PCB-1262 Peak 2	1000 ug/mL
							PCB-1262 Peak 3	1000 ug/mL
							PCB-1262 Peak 4	1000 ug/mL
							PCB-1262 Peak 5	1000 ug/mL
.SGPCBIS STOCk_00013	12/26/19	12/26/18	HEXANE, Lot 3863007	50 mL	ISTD_00005	0.5 mL	1-Bromo-2-nitrobenzene	10 ug/mL

REAGENT TRACEABILITY SUMMARY

Lab Name: Eurofins TestAmerica, Canton Job No.: 240-124062-1

SDG No.:

Reagent ID	Exp Date	Prep Date	Dilutant Used	Reagent Final Volume	Parent Reagent		Analyte	Concentration
					Reagent ID	Volume Added		
..ISTD_00005	02/28/21	Restek, Lot A0132763			(Purchased Reagent)		1-Bromo-2-nitrobenzene	1000 ug/mL
SG3262@0.5PPM_00039	05/29/20	11/29/19	HEXANE, Lot 234722	100 mL	SGPCBIS STOCk_00014	0.5 mL	1-Bromo-2-nitrobenzene	50 ug/L
.SGPCBIS STOCk_00014	11/19/20	11/19/19	HEXANE, Lot 4504899	50 mL	ISTD_00005	0.5 mL	1-Bromo-2-nitrobenzene	10 ug/mL
..ISTD_00005	02/28/21	Restek, Lot A0132763			(Purchased Reagent)		1-Bromo-2-nitrobenzene	1000 ug/mL
SG3262@0.5PPM_00039	05/29/20	11/29/19	HEXANE, Lot 234722	100 mL	SG32/6210PPM_00011	5 mL	Aroclor-1232	500 ug/L
							Aroclor-1262	500 ug/L
							PCB-1232 Peak 1	500 ug/L
							PCB-1232 Peak 2	500 ug/L
							PCB-1232 Peak 3	500 ug/L
							PCB-1232 Peak 4	500 ug/L
							PCB-1232 Peak 5	500 ug/L
							PCB-1262 Peak 1	500 ug/L
							PCB-1262 Peak 2	500 ug/L
							PCB-1262 Peak 3	500 ug/L
							PCB-1262 Peak 4	500 ug/L
							PCB-1262 Peak 5	500 ug/L
.SG32/6210PPM_00011	06/07/20	06/07/19	HEXANE, Lot 4165035	100 mL	SG32/62 STK_00005	1 mL	Aroclor-1232	10 ug/mL
							Aroclor-1262	10 ug/mL
							PCB-1232 Peak 1	10 ug/mL
							PCB-1232 Peak 2	10 ug/mL
							PCB-1232 Peak 3	10 ug/mL
							PCB-1232 Peak 4	10 ug/mL
							PCB-1232 Peak 5	10 ug/mL
							PCB-1262 Peak 1	10 ug/mL
							PCB-1262 Peak 2	10 ug/mL
							PCB-1262 Peak 3	10 ug/mL
							PCB-1262 Peak 4	10 ug/mL
							PCB-1262 Peak 5	10 ug/mL
..SG32/62 STK_00005	01/31/24	Restelk, Lot A0132023			(Purchased Reagent)		Aroclor-1232	1000 ug/mL
							Aroclor-1262	1000 ug/mL
							PCB-1232 Peak 1	1000 ug/mL
							PCB-1232 Peak 2	1000 ug/mL
							PCB-1232 Peak 3	1000 ug/mL
							PCB-1232 Peak 4	1000 ug/mL
							PCB-1232 Peak 5	1000 ug/mL
							PCB-1262 Peak 1	1000 ug/mL
							PCB-1262 Peak 2	1000 ug/mL
							PCB-1262 Peak 3	1000 ug/mL
							PCB-1262 Peak 4	1000 ug/mL
							PCB-1262 Peak 5	1000 ug/mL
SG3262@1.0PPM_00023	12/07/19	06/07/19	HEXANE, Lot 4165035	50 mL	SG32/6210PPM_00011	5 mL	PCB-1232 Peak 1	1000 ug/L
							PCB-1232 Peak 2	1000 ug/L
							PCB-1232 Peak 3	1000 ug/L
							PCB-1232 Peak 4	1000 ug/L
							PCB-1232 Peak 5	1000 ug/L
							PCB-1262 Peak 1	1000 ug/L
							PCB-1262 Peak 2	1000 ug/L

REAGENT TRACEABILITY SUMMARY

Lab Name: Eurofins TestAmerica, Canton Job No.: 240-124062-1

SDG No.:

Reagent ID	Exp Date	Prep Date	Dilutant Used	Reagent Final Volume	Parent Reagent		Analyte	Concentration
					Reagent ID	Volume Added		
							PCB-1262 Peak 3	1000 ug/L
							PCB-1262 Peak 4	1000 ug/L
							PCB-1262 Peak 5	1000 ug/L
					SGPCBIS STOCk_00013	0.25 mL	1-Bromo-2-nitrobenzene	50 ug/L
.SG32/6210PPM_00011	06/07/20	06/07/19	HEXANE, Lot 4165035	100 mL	SG32/62 STK_00005	1 mL	PCB-1232 Peak 1	10 ug/mL
							PCB-1232 Peak 2	10 ug/mL
							PCB-1232 Peak 3	10 ug/mL
							PCB-1232 Peak 4	10 ug/mL
							PCB-1232 Peak 5	10 ug/mL
							PCB-1262 Peak 1	10 ug/mL
							PCB-1262 Peak 2	10 ug/mL
							PCB-1262 Peak 3	10 ug/mL
							PCB-1262 Peak 4	10 ug/mL
							PCB-1262 Peak 5	10 ug/mL
..SG32/62 STK_00005	01/31/24	Restelk, Lot A0132023			(Purchased Reagent)		PCB-1232 Peak 1	1000 ug/mL
							PCB-1232 Peak 2	1000 ug/mL
							PCB-1232 Peak 3	1000 ug/mL
							PCB-1232 Peak 4	1000 ug/mL
							PCB-1232 Peak 5	1000 ug/mL
							PCB-1262 Peak 1	1000 ug/mL
							PCB-1262 Peak 2	1000 ug/mL
							PCB-1262 Peak 3	1000 ug/mL
							PCB-1262 Peak 4	1000 ug/mL
							PCB-1262 Peak 5	1000 ug/mL
.SGPCBIS STOCk_00013	12/26/19	12/26/18	HEXANE, Lot 3863007	50 mL	ISTD_00005	0.5 mL	1-Bromo-2-nitrobenzene	10 ug/mL
..ISTD_00005	02/28/21	Restek, Lot A0132763			(Purchased Reagent)		1-Bromo-2-nitrobenzene	1000 ug/mL
SG3262@1.5PPM_00006	12/07/19	06/07/19	HEXANE, Lot 4165035	50 mL	SG32/6210PPM_00011	7.5 mL	PCB-1232 Peak 1	1500 ug/L
							PCB-1232 Peak 2	1500 ug/L
							PCB-1232 Peak 3	1500 ug/L
							PCB-1232 Peak 4	1500 ug/L
							PCB-1232 Peak 5	1500 ug/L
							PCB-1262 Peak 1	1500 ug/L
							PCB-1262 Peak 2	1500 ug/L
							PCB-1262 Peak 3	1500 ug/L
							PCB-1262 Peak 4	1500 ug/L
							PCB-1262 Peak 5	1500 ug/L
					SGPCBIS STOCk_00013	0.25 mL	1-Bromo-2-nitrobenzene	50 ug/L
.SG32/6210PPM_00011	06/07/20	06/07/19	HEXANE, Lot 4165035	100 mL	SG32/62 STK_00005	1 mL	PCB-1232 Peak 1	10 ug/mL
							PCB-1232 Peak 2	10 ug/mL
							PCB-1232 Peak 3	10 ug/mL
							PCB-1232 Peak 4	10 ug/mL
							PCB-1232 Peak 5	10 ug/mL
							PCB-1262 Peak 1	10 ug/mL
							PCB-1262 Peak 2	10 ug/mL
							PCB-1262 Peak 3	10 ug/mL
							PCB-1262 Peak 4	10 ug/mL
							PCB-1262 Peak 5	10 ug/mL

REAGENT TRACEABILITY SUMMARY

Lab Name: Eurofins TestAmerica, Canton Job No.: 240-124062-1

SDG No.:

Reagent ID	Exp Date	Prep Date	Dilutant Used	Reagent Final Volume	Parent Reagent		Analyte	Concentration
					Reagent ID	Volume Added		
..SG32/62 STK_00005	01/31/24		Restelk, Lot A0132023		(Purchased Reagent)		PCB-1232 Peak 1	1000 ug/mL
							PCB-1232 Peak 2	1000 ug/mL
							PCB-1232 Peak 3	1000 ug/mL
							PCB-1232 Peak 4	1000 ug/mL
							PCB-1232 Peak 5	1000 ug/mL
							PCB-1262 Peak 1	1000 ug/mL
							PCB-1262 Peak 2	1000 ug/mL
							PCB-1262 Peak 3	1000 ug/mL
							PCB-1262 Peak 4	1000 ug/mL
							PCB-1262 Peak 5	1000 ug/mL
.SGPCBIS STOCk_00013	12/26/19	12/26/18	HEXANE, Lot 3863007	50 mL	ISTD_00005	0.5 mL	1-Bromo-2-nitrobenzene	10 ug/mL
..ISTD_00005	02/28/21		Restek, Lot A0132763		(Purchased Reagent)		1-Bromo-2-nitrobenzene	1000 ug/mL
SG42/68@1.0PP_00028	12/19/19	06/19/19	HEXANE, Lot 4165035	50 mL	SG42/6810PPM_00010	5 mL	PCB-1242 Peak 1	1000 ug/L
							PCB-1242 Peak 2	1000 ug/L
							PCB-1242 Peak 3	1000 ug/L
							PCB-1242 Peak 4	1000 ug/L
							PCB-1242 Peak 5	1000 ug/L
							PCB-1268 Peak 1	1000 ug/L
							PCB-1268 Peak 2	1000 ug/L
							PCB-1268 Peak 3	1000 ug/L
							PCB-1268 Peak 4	1000 ug/L
							PCB-1268 Peak 5	1000 ug/L
					SGPCBIS STOCk_00013	0.25 mL	1-Bromo-2-nitrobenzene	50 ug/L
.SG42/6810PPM_00010	06/19/20	06/19/19	HEXANE, Lot 4165035	100 mL	SG 42/68 STK_00005	1 mL	PCB-1242 Peak 1	10000 ug/L
							PCB-1242 Peak 2	10000 ug/L
							PCB-1242 Peak 3	10000 ug/L
							PCB-1242 Peak 4	10000 ug/L
							PCB-1242 Peak 5	10000 ug/L
							PCB-1268 Peak 1	10000 ug/L
							PCB-1268 Peak 2	10000 ug/L
							PCB-1268 Peak 3	10000 ug/L
							PCB-1268 Peak 4	10000 ug/L
							PCB-1268 Peak 5	10000 ug/L
..SG 42/68 STK_00005	03/31/24		RESTEK, Lot A0133093		(Purchased Reagent)		PCB-1242 Peak 1	1000 ug/mL
							PCB-1242 Peak 2	1000 ug/mL
							PCB-1242 Peak 3	1000 ug/mL
							PCB-1242 Peak 4	1000 ug/mL
							PCB-1242 Peak 5	1000 ug/mL
							PCB-1268 Peak 1	1000 ug/mL
							PCB-1268 Peak 2	1000 ug/mL
							PCB-1268 Peak 3	1000 ug/mL
							PCB-1268 Peak 4	1000 ug/mL
							PCB-1268 Peak 5	1000 ug/mL
.SGPCBIS STOCk_00013	12/26/19	12/26/18	HEXANE, Lot 3863007	50 mL	ISTD_00005	0.5 mL	1-Bromo-2-nitrobenzene	10 ug/mL
..ISTD_00005	02/28/21		Restek, Lot A0132763		(Purchased Reagent)		1-Bromo-2-nitrobenzene	1000 ug/mL
SG4268@.05PPM_00016	12/19/19	06/19/19	HEXANE, Lot 4165035	50 mL	SG42/6810PPM_00010	0.25 mL	PCB-1242 Peak 1	50 ug/L
							PCB-1242 Peak 2	50 ug/L

REAGENT TRACEABILITY SUMMARY

Lab Name: Eurofins TestAmerica, Canton Job No.: 240-124062-1

SDG No.:

Reagent ID	Exp Date	Prep Date	Dilutant Used	Reagent Final Volume	Parent Reagent		Analyte	Concentration
					Reagent ID	Volume Added		
							PCB-1242 Peak 3	50 ug/L
							PCB-1242 Peak 4	50 ug/L
							PCB-1242 Peak 5	50 ug/L
							PCB-1268 Peak 1	50 ug/L
							PCB-1268 Peak 2	50 ug/L
							PCB-1268 Peak 3	50 ug/L
							PCB-1268 Peak 4	50 ug/L
							PCB-1268 Peak 5	50 ug/L
					SGPCBIS STOCk_00013	0.25 mL	1-Bromo-2-nitrobenzene	50 ug/L
.SG42/6810PPM_00010	06/19/20	06/19/19	HEXANE, Lot 4165035	100 mL	SG 42/68 STK_00005	1 mL	PCB-1242 Peak 1	10000 ug/L
							PCB-1242 Peak 2	10000 ug/L
							PCB-1242 Peak 3	10000 ug/L
							PCB-1242 Peak 4	10000 ug/L
							PCB-1242 Peak 5	10000 ug/L
							PCB-1268 Peak 1	10000 ug/L
							PCB-1268 Peak 2	10000 ug/L
							PCB-1268 Peak 3	10000 ug/L
							PCB-1268 Peak 4	10000 ug/L
							PCB-1268 Peak 5	10000 ug/L
..SG 42/68 STK_00005	03/31/24		RESTEK, Lot A0133093		(Purchased Reagent)		PCB-1242 Peak 1	1000 ug/mL
							PCB-1242 Peak 2	1000 ug/mL
							PCB-1242 Peak 3	1000 ug/mL
							PCB-1242 Peak 4	1000 ug/mL
							PCB-1242 Peak 5	1000 ug/mL
							PCB-1268 Peak 1	1000 ug/mL
							PCB-1268 Peak 2	1000 ug/mL
							PCB-1268 Peak 3	1000 ug/mL
							PCB-1268 Peak 4	1000 ug/mL
							PCB-1268 Peak 5	1000 ug/mL
.SGPCBIS STOCk_00013	12/26/19	12/26/18	HEXANE, Lot 3863007	50 mL	ISTD_00005	0.5 mL	1-Bromo-2-nitrobenzene	10 ug/mL
..ISTD_00005	02/28/21		Restek, Lot A0132763		(Purchased Reagent)		1-Bromo-2-nitrobenzene	1000 ug/mL
SG4268@.1PPM_00016	12/19/19	06/19/19	HEXANE, Lot 4165035	50 mL	SG42/6810PPM_00010	0.5 mL	PCB-1242 Peak 1	100 ug/L
							PCB-1242 Peak 2	100 ug/L
							PCB-1242 Peak 3	100 ug/L
							PCB-1242 Peak 4	100 ug/L
							PCB-1242 Peak 5	100 ug/L
							PCB-1268 Peak 1	100 ug/L
							PCB-1268 Peak 2	100 ug/L
							PCB-1268 Peak 3	100 ug/L
							PCB-1268 Peak 4	100 ug/L
							PCB-1268 Peak 5	100 ug/L
					SGPCBIS STOCk_00013	0.25 mL	1-Bromo-2-nitrobenzene	50 ug/L
.SG42/6810PPM_00010	06/19/20	06/19/19	HEXANE, Lot 4165035	100 mL	SG 42/68 STK_00005	1 mL	PCB-1242 Peak 1	10000 ug/L
							PCB-1242 Peak 2	10000 ug/L
							PCB-1242 Peak 3	10000 ug/L
							PCB-1242 Peak 4	10000 ug/L
							PCB-1242 Peak 5	10000 ug/L

REAGENT TRACEABILITY SUMMARY

Lab Name: Eurofins TestAmerica, Canton Job No.: 240-124062-1

SDG No.:

Reagent ID	Exp Date	Prep Date	Dilutant Used	Reagent Final Volume	Parent Reagent		Analyte	Concentration
					Reagent ID	Volume Added		
							PCB-1268 Peak 1	10000 ug/L
							PCB-1268 Peak 2	10000 ug/L
							PCB-1268 Peak 3	10000 ug/L
							PCB-1268 Peak 4	10000 ug/L
							PCB-1268 Peak 5	10000 ug/L
..SG 42/68 STK_00005	03/31/24		RESTEK, Lot A0133093		(Purchased Reagent)		PCB-1242 Peak 1	1000 ug/mL
							PCB-1242 Peak 2	1000 ug/mL
							PCB-1242 Peak 3	1000 ug/mL
							PCB-1242 Peak 4	1000 ug/mL
							PCB-1242 Peak 5	1000 ug/mL
							PCB-1268 Peak 1	1000 ug/mL
							PCB-1268 Peak 2	1000 ug/mL
							PCB-1268 Peak 3	1000 ug/mL
							PCB-1268 Peak 4	1000 ug/mL
							PCB-1268 Peak 5	1000 ug/mL
.SGPCBIS STOCk_00013	12/26/19	12/26/18	HEXANE, Lot 3863007	50 mL	ISTD_00005	0.5 mL	1-Bromo-2-nitrobenzene	10 ug/mL
..ISTD_00005	02/28/21		Restek, Lot A0132763		(Purchased Reagent)		1-Bromo-2-nitrobenzene	1000 ug/mL
SG4268@.2PPM_00016	12/19/19	06/19/19	HEXANE, Lot 4165035	50 mL	SG42/6810PPM_00010	1 mL	PCB-1242 Peak 1	200 ug/L
							PCB-1242 Peak 2	200 ug/L
							PCB-1242 Peak 3	200 ug/L
							PCB-1242 Peak 4	200 ug/L
							PCB-1242 Peak 5	200 ug/L
							PCB-1268 Peak 1	200 ug/L
							PCB-1268 Peak 2	200 ug/L
							PCB-1268 Peak 3	200 ug/L
							PCB-1268 Peak 4	200 ug/L
							PCB-1268 Peak 5	200 ug/L
					SGPCBIS STOCk_00013	0.25 mL	1-Bromo-2-nitrobenzene	50 ug/L
.SG42/6810PPM_00010	06/19/20	06/19/19	HEXANE, Lot 4165035	100 mL	SG 42/68 STK_00005	1 mL	PCB-1242 Peak 1	10000 ug/L
							PCB-1242 Peak 2	10000 ug/L
							PCB-1242 Peak 3	10000 ug/L
							PCB-1242 Peak 4	10000 ug/L
							PCB-1242 Peak 5	10000 ug/L
							PCB-1268 Peak 1	10000 ug/L
							PCB-1268 Peak 2	10000 ug/L
							PCB-1268 Peak 3	10000 ug/L
							PCB-1268 Peak 4	10000 ug/L
							PCB-1268 Peak 5	10000 ug/L
..SG 42/68 STK_00005	03/31/24		RESTEK, Lot A0133093		(Purchased Reagent)		PCB-1242 Peak 1	1000 ug/mL
							PCB-1242 Peak 2	1000 ug/mL
							PCB-1242 Peak 3	1000 ug/mL
							PCB-1242 Peak 4	1000 ug/mL
							PCB-1242 Peak 5	1000 ug/mL
							PCB-1268 Peak 1	1000 ug/mL
							PCB-1268 Peak 2	1000 ug/mL
							PCB-1268 Peak 3	1000 ug/mL
							PCB-1268 Peak 4	1000 ug/mL

REAGENT TRACEABILITY SUMMARY

Lab Name: Eurofins TestAmerica, Canton Job No.: 240-124062-1

SDG No.:

Reagent ID	Exp Date	Prep Date	Dilutant Used	Reagent Final Volume	Parent Reagent		Analyte	Concentration
					Reagent ID	Volume Added		
							PCB-1268 Peak 5	1000 ug/mL
.SGPCBIS STOCk_00013	12/26/19	12/26/18	HEXANE, Lot 3863007	50 mL	ISTD_00005	0.5 mL	1-Bromo-2-nitrobenzene	10 ug/mL
..ISTD_00005	02/28/21		Restek, Lot A0132763		(Purchased Reagent)		1-Bromo-2-nitrobenzene	1000 ug/mL
SG4268@0.5PPM_00035	12/19/19	06/19/19	HEXANE, Lot 4165035	100 mL	SG42/6810PPM_00010	5 mL	PCB-1242 Peak 1	500 ug/L
							PCB-1242 Peak 2	500 ug/L
							PCB-1242 Peak 3	500 ug/L
							PCB-1242 Peak 4	500 ug/L
							PCB-1242 Peak 5	500 ug/L
							PCB-1268 Peak 1	500 ug/L
							PCB-1268 Peak 2	500 ug/L
							PCB-1268 Peak 3	500 ug/L
							PCB-1268 Peak 4	500 ug/L
							PCB-1268 Peak 5	500 ug/L
					SGPCBIS STOCk_00013	0.5 mL	1-Bromo-2-nitrobenzene	50 ug/L
.SG42/6810PPM_00010	06/19/20	06/19/19	HEXANE, Lot 4165035	100 mL	SG 42/68 STK_00005	1 mL	PCB-1242 Peak 1	10000 ug/L
							PCB-1242 Peak 2	10000 ug/L
							PCB-1242 Peak 3	10000 ug/L
							PCB-1242 Peak 4	10000 ug/L
							PCB-1242 Peak 5	10000 ug/L
							PCB-1268 Peak 1	10000 ug/L
							PCB-1268 Peak 2	10000 ug/L
							PCB-1268 Peak 3	10000 ug/L
							PCB-1268 Peak 4	10000 ug/L
							PCB-1268 Peak 5	10000 ug/L
..SG 42/68 STK_00005	03/31/24		RESTEK, Lot A0133093		(Purchased Reagent)		PCB-1242 Peak 1	1000 ug/mL
							PCB-1242 Peak 2	1000 ug/mL
							PCB-1242 Peak 3	1000 ug/mL
							PCB-1242 Peak 4	1000 ug/mL
							PCB-1242 Peak 5	1000 ug/mL
							PCB-1268 Peak 1	1000 ug/mL
							PCB-1268 Peak 2	1000 ug/mL
							PCB-1268 Peak 3	1000 ug/mL
							PCB-1268 Peak 4	1000 ug/mL
							PCB-1268 Peak 5	1000 ug/mL
.SGPCBIS STOCk_00013	12/26/19	12/26/18	HEXANE, Lot 3863007	50 mL	ISTD_00005	0.5 mL	1-Bromo-2-nitrobenzene	10 ug/mL
..ISTD_00005	02/28/21		Restek, Lot A0132763		(Purchased Reagent)		1-Bromo-2-nitrobenzene	1000 ug/mL
SG4268@0.5PPM_00038	06/05/20	12/05/19	HEXANE, Lot 234722	100 mL	SGPCBIS STOCk_00014	0.5 mL	1-Bromo-2-nitrobenzene	50 ug/L
.SGPCBIS STOCk_00014	11/19/20	11/19/19	HEXANE, Lot 4504899	50 mL	ISTD_00005	0.5 mL	1-Bromo-2-nitrobenzene	10 ug/mL
..ISTD_00005	02/28/21		Restek, Lot A0132763		(Purchased Reagent)		1-Bromo-2-nitrobenzene	1000 ug/mL
SG4268@0.5PPM_00038	06/05/20	12/05/19	HEXANE, Lot 234722	100 mL	SG42/6810PPM_00010	5 mL	Aroclor-1242	500 ug/L
							Aroclor-1268	500 ug/L
							PCB-1242 Peak 1	500 ug/L
							PCB-1242 Peak 2	500 ug/L
							PCB-1242 Peak 3	500 ug/L
							PCB-1242 Peak 4	500 ug/L
							PCB-1242 Peak 5	500 ug/L
							PCB-1268 Peak 1	500 ug/L

REAGENT TRACEABILITY SUMMARY

Lab Name: Eurofins TestAmerica, Canton Job No.: 240-124062-1

SDG No.:

Reagent ID	Exp Date	Prep Date	Dilutant Used	Reagent Final Volume	Parent Reagent		Analyte	Concentration
					Reagent ID	Volume Added		
							PCB-1268 Peak 2	500 ug/L
							PCB-1268 Peak 3	500 ug/L
							PCB-1268 Peak 4	500 ug/L
							PCB-1268 Peak 5	500 ug/L
.SG42/6810PPM_00010	06/19/20	06/19/19	HEXANE, Lot 4165035	100 mL	SG 42/68 STK_00005	1 mL	Aroclor-1242	10000 ug/L
							Aroclor-1268	10000 ug/L
							PCB-1242 Peak 1	10000 ug/L
							PCB-1242 Peak 2	10000 ug/L
							PCB-1242 Peak 3	10000 ug/L
							PCB-1242 Peak 4	10000 ug/L
							PCB-1242 Peak 5	10000 ug/L
							PCB-1268 Peak 1	10000 ug/L
							PCB-1268 Peak 2	10000 ug/L
							PCB-1268 Peak 3	10000 ug/L
							PCB-1268 Peak 4	10000 ug/L
							PCB-1268 Peak 5	10000 ug/L
..SG 42/68 STK_00005	03/31/24		RESTEK, Lot A0133093		(Purchased Reagent)		Aroclor-1242	1000 ug/mL
							Aroclor-1268	1000 ug/mL
							PCB-1242 Peak 1	1000 ug/mL
							PCB-1242 Peak 2	1000 ug/mL
							PCB-1242 Peak 3	1000 ug/mL
							PCB-1242 Peak 4	1000 ug/mL
							PCB-1242 Peak 5	1000 ug/mL
							PCB-1268 Peak 1	1000 ug/mL
							PCB-1268 Peak 2	1000 ug/mL
							PCB-1268 Peak 3	1000 ug/mL
							PCB-1268 Peak 4	1000 ug/mL
							PCB-1268 Peak 5	1000 ug/mL
SG4268@1.5PPM_00007	12/19/19	06/19/19	HEXANE, Lot 4165035	50 mL	SG42/6810PPM_00010	7.5 mL	PCB-1242 Peak 1	1500 ug/L
							PCB-1242 Peak 2	1500 ug/L
							PCB-1242 Peak 3	1500 ug/L
							PCB-1242 Peak 4	1500 ug/L
							PCB-1242 Peak 5	1500 ug/L
							PCB-1268 Peak 1	1500 ug/L
							PCB-1268 Peak 2	1500 ug/L
							PCB-1268 Peak 3	1500 ug/L
							PCB-1268 Peak 4	1500 ug/L
							PCB-1268 Peak 5	1500 ug/L
					SGPCBIS STOCk_00013	0.25 mL	1-Bromo-2-nitrobenzene	50 ug/L
.SG42/6810PPM_00010	06/19/20	06/19/19	HEXANE, Lot 4165035	100 mL	SG 42/68 STK_00005	1 mL	PCB-1242 Peak 1	10000 ug/L
							PCB-1242 Peak 2	10000 ug/L
							PCB-1242 Peak 3	10000 ug/L
							PCB-1242 Peak 4	10000 ug/L
							PCB-1242 Peak 5	10000 ug/L
							PCB-1268 Peak 1	10000 ug/L
							PCB-1268 Peak 2	10000 ug/L
							PCB-1268 Peak 3	10000 ug/L

REAGENT TRACEABILITY SUMMARY

Lab Name: Eurofins TestAmerica, Canton Job No.: 240-124062-1

SDG No.:

Reagent ID	Exp Date	Prep Date	Dilutant Used	Reagent Final Volume	Parent Reagent		Analyte	Concentration
					Reagent ID	Volume Added		
							PCB-1268 Peak 4	10000 ug/L
							PCB-1268 Peak 5	10000 ug/L
..SG 42/68 STK_00005	03/31/24	RESTEK, Lot A0133093			(Purchased Reagent)		PCB-1242 Peak 1	1000 ug/mL
							PCB-1242 Peak 2	1000 ug/mL
							PCB-1242 Peak 3	1000 ug/mL
							PCB-1242 Peak 4	1000 ug/mL
							PCB-1242 Peak 5	1000 ug/mL
							PCB-1268 Peak 1	1000 ug/mL
							PCB-1268 Peak 2	1000 ug/mL
							PCB-1268 Peak 3	1000 ug/mL
							PCB-1268 Peak 4	1000 ug/mL
							PCB-1268 Peak 5	1000 ug/mL
.SGPCBIS STOCk_00013	12/26/19	12/26/18	HEXANE, Lot 3863007	50 mL	ISTD_00005	0.5 mL	1-Bromo-2-nitrobenzene	10 ug/mL
..ISTD_00005	02/28/21	Restek, Lot A0132763			(Purchased Reagent)		1-Bromo-2-nitrobenzene	1000 ug/mL
SGPCBISTD_00021	05/27/20	11/27/19	HEXANE, Lot 4504899	100 mL	SGPCBIS STOCk_00014	10 mL	1-Bromo-2-nitrobenzene	1 ug/mL
.SGPCBIS STOCk_00014	11/19/20	11/19/19	HEXANE, Lot 4504899	50 mL	ISTD_00005	0.5 mL	1-Bromo-2-nitrobenzene	10 ug/mL
..ISTD_00005	02/28/21	Restek, Lot A0132763			(Purchased Reagent)		1-Bromo-2-nitrobenzene	1000 ug/mL
SPIKE1_00006	03/25/21	CPI, Lot 1030671-1			(Purchased Reagent)		Arsenic	200 mg/L
							Barium	200 mg/L
							Be	100 mg/L
							Cadmium	100 mg/L
							Chromium	100 mg/L
							Co	100 mg/L
							Cu	100 mg/L
							Lead	100 mg/L
							Li	100 mg/L
							Mn	100 mg/L
							Mo	100 mg/L
							Ni	100 mg/L
							Selenium	200 mg/L
							Si	200 mg/L
							SiO2	428 mg/L
							Sn	200 mg/L
							Sr	100 mg/L
							Ti	100 mg/L
							Tl	200 mg/L
							V	100 mg/L
SPIKE2_00004	03/25/21	CPI, Lot 1022516-1			(Purchased Reagent)		Al	1000 mg/L
							Ca	5000 mg/L
							Fe	1000 mg/L
							K	5000 mg/L
							Mg	5000 mg/L
							Na	5000 mg/L
VM50IS_00077	01/05/20	07/05/19	MEOH, Lot 177891	50 mL	VM568718_00015	10 mL	1,4-Dichlorobenzene-d4	50 ug/mL
							Chlorobenzene-d5	50 ug/mL
							Fluorobenzene	50 ug/mL

REAGENT TRACEABILITY SUMMARY

Lab Name: Eurofins TestAmerica, Canton Job No.: 240-124062-1

SDG No.:

Reagent ID	Exp Date	Prep Date	Dilutant Used	Reagent Final Volume	Parent Reagent		Analyte	Concentration
					Reagent ID	Volume Added		
.VM568718_00015	07/31/23		restek, Lot A0139459		(Purchased Reagent)		1,4-Dichlorobenzene-d4	250 ug/mL
							Chlorobenzene-d5	250 ug/mL
							Fluorobenzene	250 ug/mL
VM50IS_00079	04/25/20	10/25/19	MEOH, Lot 177891	50 mL	VM568718_00016	10 mL	1,4-Dichlorobenzene-d4	50 ug/mL
							Chlorobenzene-d5	50 ug/mL
							Fluorobenzene	50 ug/mL
.VM568718_00016	07/31/23		restek, Lot A0139459		(Purchased Reagent)		1,4-Dichlorobenzene-d4	250 ug/mL
							Chlorobenzene-d5	250 ug/mL
							Fluorobenzene	250 ug/mL
vm50is_stk_A_00004	11/20/19	05/20/19	MEOH, Lot 198123	50 mL	vm30241_00007	1 mL	1,4-Dichlorobenzene-d4	50 ug/mL
							Chlorobenzene-d5	50 ug/mL
							Fluorobenzene	50 ug/mL
.vm30241_00007	01/31/23		restek, Lot A0134242		(Purchased Reagent)		1,4-Dichlorobenzene-d4	2500 ug/mL
							Chlorobenzene-d5	2500 ug/mL
							Fluorobenzene	2500 ug/mL
vm50ss_00366	06/18/19	06/11/19	MEOH, Lot na	4 mL	vm50ss_stk_00081	4 mL	1,2-Dichloroethane-d4 (Surr)	50 ug/mL
							4-Bromofluorobenzene (Surr)	50 ug/mL
							Dibromofluoromethane (Surr)	50 ug/mL
							Toluene-d8 (Surr)	50 ug/mL
.vm50ss_stk_00081	12/20/19	06/05/19	MEOH, Lot 0000198123	200 mL	VM567650_00030	4 mL	1,2-Dichloroethane-d4 (Surr)	50 ug/mL
							4-Bromofluorobenzene (Surr)	50 ug/mL
							Dibromofluoromethane (Surr)	50 ug/mL
							Toluene-d8 (Surr)	50 ug/mL
..VM567650_00030	01/31/22		Restek, Lot A0124069		(Purchased Reagent)		1,2-Dichloroethane-d4 (Surr)	2500 ug/mL
							4-Bromofluorobenzene (Surr)	2500 ug/mL
							Dibromofluoromethane (Surr)	2500 ug/mL
							Toluene-d8 (Surr)	2500 ug/mL
vm50ss_00378	11/10/19	11/03/19	MEOH, Lot na	5 mL	vm50ss_stk_00082	5 mL	1,2-Dichloroethane-d4 (Surr)	50 ug/mL
							4-Bromofluorobenzene (Surr)	50 ug/mL
							Dibromofluoromethane (Surr)	50 ug/mL
							Toluene-d8 (Surr)	50 ug/mL
.vm50ss_stk_00082	03/18/20	09/18/19	MEOH, Lot 0000198123	200 mL	VM567650_00031	4 mL	1,2-Dichloroethane-d4 (Surr)	50 ug/mL
							4-Bromofluorobenzene (Surr)	50 ug/mL
							Dibromofluoromethane (Surr)	50 ug/mL
							Toluene-d8 (Surr)	50 ug/mL
..VM567650_00031	11/30/22		Restek, Lot A0132615		(Purchased Reagent)		1,2-Dichloroethane-d4 (Surr)	2500 ug/mL
							4-Bromofluorobenzene (Surr)	2500 ug/mL
							Dibromofluoromethane (Surr)	2500 ug/mL
							Toluene-d8 (Surr)	2500 ug/mL
vm50ss_stk_00082	03/18/20	09/18/19	MEOH, Lot 0000198123	200 mL	VM567650_00031	4 mL	1,2-Dichloroethane-d4 (Surr)	50 ug/mL
							4-Bromofluorobenzene (Surr)	50 ug/mL
							Dibromofluoromethane (Surr)	50 ug/mL
							Toluene-d8 (Surr)	50 ug/mL
.VM567650_00031	11/30/22		Restek, Lot A0132615		(Purchased Reagent)		1,2-Dichloroethane-d4 (Surr)	2500 ug/mL
							4-Bromofluorobenzene (Surr)	2500 ug/mL
							Dibromofluoromethane (Surr)	2500 ug/mL

REAGENT TRACEABILITY SUMMARY

Lab Name: Eurofins TestAmerica, Canton Job No.: 240-124062-1

SDG No.:

Reagent ID	Exp Date	Prep Date	Dilutant Used	Reagent Final Volume	Parent Reagent		Analyte	Concentration
					Reagent ID	Volume Added		
							Toluene-d8 (Surr)	2500 ug/mL
VM568718_00014	12/31/22		restek, Lot A0133525		(Purchased Reagent)		1,4-Dichlorobenzene-d4	250 ug/mL
							Chlorobenzene-d5	250 ug/mL
							Fluorobenzene	250 ug/mL
VM568718_00016	07/31/23		restek, Lot A0139459		(Purchased Reagent)		1,4-Dichlorobenzene-d4	250 ug/mL
							Chlorobenzene-d5	250 ug/mL
							Fluorobenzene	250 ug/mL
VM568718_00017	01/31/24		restek, Lot A0145169		(Purchased Reagent)		1,4-Dichlorobenzene-d4	250 ug/mL
							Chlorobenzene-d5	250 ug/mL
							Fluorobenzene	250 ug/mL
VMAROLISTDW_00300	06/16/19	06/09/19	MEOH, Lot na	5 mL	VMACROLSTD_00072	5 mL	Acrolein	250 ug/mL
.VMACROLSTD_00072	07/01/19	06/01/19	MEOH, Lot 0000198123	20 mL	VM568720_00033	0.25 mL	Acrolein	250 ug/mL
..VM568720_00033	09/30/19		restek, Lot A0146613		(Purchased Reagent)		Acrolein	20000 ug/mL
VMAROLISTDW_00319	11/08/19	11/01/19	MEOH, Lot na	5 mL	VMACROLSTD_00077	5 mL	Acrolein	250 ug/mL
.VMACROLSTD_00077	12/01/19	11/01/19	MEOH, Lot 0000230446	20 mL	VM568720_00035	0.25 mL	Acrolein	250 ug/mL
..VM568720_00035	03/31/20		restek, Lot A0153030		(Purchased Reagent)		Acrolein	20000 ug/mL
VMAROLISTDW_00326	01/02/20	12/26/19	MEOH, Lot na	5 mL	VMACROLSTD_00079	5 mL	Acrolein	250 ug/mL
.VMACROLSTD_00079	01/26/20	12/26/19	MEOH, Lot 0000230446	20 mL	VM568720_00035	0.25 mL	Acrolein	250 ug/mL
..VM568720_00035	03/31/20		restek, Lot A0153030		(Purchased Reagent)		Acrolein	20000 ug/mL
vmbfb_00023							1,2-Dichloroethene, Total	
							1,3-Dichloropropene, Total	
							Total BTEX	
							Trihalomethanes, Total	
							Unknown	
							Xylenes, Total	
					vm30026_00002	1.25 mL	BFB	50 ug/mL
.vm30026_00002	07/31/21		restek, Lot A0120567		(Purchased Reagent)		BFB	2000 ug/mL
vmbfb_00024							1,2-Dichloroethene, Total	
							1,3-Dichloropropene, Total	
							Total BTEX	
							Trihalomethanes, Total	
							Unknown	
							Xylenes, Total	
					vm30026_00003	1.25 mL	BFB	50 ug/mL
.vm30026_00003	08/31/23		restek, Lot A0141187		(Purchased Reagent)		BFB	2000 ug/mL
VMFASA9W_00234	06/16/19	06/09/19	MEOH, Lot NA	5 mL	VMFASA9_00017	5 mL	1,2,3-Trimethylbenzene	50 ug/mL
							Diisopropyl ether	50 ug/mL
							Ethyl tert-butyl ether	50 ug/mL
							Tert-amyl methyl ether	50 ug/mL
.VMFASA9_00017	08/31/19	06/01/19	MEOH, Lot 0000198123	100 mL	VM570808S_00005	2 mL	1,2,3-Trimethylbenzene	50 ug/mL
					VM571993S_00005	2 mL	Diisopropyl ether	50 ug/mL
							Ethyl tert-butyl ether	50 ug/mL
							Tert-amyl methyl ether	50 ug/mL
..VM570808S_00005	08/31/19		Restek, Lot A0135368		(Purchased Reagent)		1,2,3-Trimethylbenzene	2500 ug/mL
..VM571993S_00005	06/30/20		restek, Lot A0139245		(Purchased Reagent)		Diisopropyl ether	2500 ug/mL

Lab Name: Eurofins TestAmerica, Canton Job No.: 240-124062-1

SDG No.:

Reagent ID	Exp Date	Prep Date	Dilutant Used	Reagent Final Volume	Parent Reagent		Analyte	Concentration
					Reagent ID	Volume Added		
							Ethyl tert-butyl ether	2500 ug/mL
							Tert-amyl methyl ether	2500 ug/mL
VMFASAW_00303	11/08/19	11/01/19	MEOH, Lot NA	5 mL	VMFASA_00058	5 mL	Acrolein	250 ug/mL
.VMFASA_00058	01/31/20	11/01/19	MEOH, Lot 0000230446	100 mL	VM568720S_00035	1.25 mL	Acrolein	250 ug/mL
..VM568720S_00035	01/31/20	restek, Lot A0150981			(Purchased Reagent)		Acrolein	20000 ug/mL
VMFASGW_00312	06/14/19	06/07/19	MEOH, Lot NA	5 mL	VMFASG_00083	5 mL	Bromomethane	50 ug/mL
							Chloroethane	50 ug/mL
							Chloromethane	50 ug/mL
							Dichlorodifluoromethane	50 ug/mL
							Trichlorofluoromethane	50 ug/mL
							Vinyl chloride	50 ug/mL
.VMFASG_00083	06/22/19	05/22/19	MEOH, Lot 0000198123	100 mL	vm569722S_00005	2 mL	Bromomethane	50 ug/mL
							Chloroethane	50 ug/mL
							Chloromethane	50 ug/mL
							Dichlorodifluoromethane	50 ug/mL
							Trichlorofluoromethane	50 ug/mL
							Vinyl chloride	50 ug/mL
..vm569722S_00005	01/31/20	Restek, Lot A0124116			(Purchased Reagent)		Bromomethane	2500 ug/mL
							Chloroethane	2500 ug/mL
							Chloromethane	2500 ug/mL
							Dichlorodifluoromethane	2500 ug/mL
							Trichlorofluoromethane	2500 ug/mL
							Vinyl chloride	2500 ug/mL
VMFASGW_00333	11/07/19	10/31/19	MEOH, Lot NA	5 mL	VMFASG_00088	5 mL	Bromomethane	50 ug/mL
							Chloroethane	50 ug/mL
							Chloromethane	50 ug/mL
							Dichlorodifluoromethane	50 ug/mL
							Trichlorofluoromethane	50 ug/mL
							Vinyl chloride	50 ug/mL
.VMFASG_00088	11/28/19	10/28/19	MEOH, Lot 0000230446	100 mL	vm569722S_00006	2 mL	Bromomethane	50 ug/mL
							Chloroethane	50 ug/mL
							Chloromethane	50 ug/mL
							Dichlorodifluoromethane	50 ug/mL
							Trichlorofluoromethane	50 ug/mL
							Vinyl chloride	50 ug/mL
..vm569722S_00006	12/31/20	Restek, Lot A0133344			(Purchased Reagent)		Bromomethane	2500 ug/mL
							Chloroethane	2500 ug/mL
							Chloromethane	2500 ug/mL
							Dichlorodifluoromethane	2500 ug/mL
							Trichlorofluoromethane	2500 ug/mL
							Vinyl chloride	2500 ug/mL
VMFASGW_00340	12/29/19	12/23/19	MEOH, Lot NA	5 mL	VMFASG_00089	5 mL	Bromomethane	50 ug/mL
							Chloroethane	50 ug/mL
							Chloromethane	50 ug/mL
							Dichlorodifluoromethane	50 ug/mL
							Trichlorofluoromethane	50 ug/mL

REAGENT TRACEABILITY SUMMARY

Lab Name: Eurofins TestAmerica, Canton Job No.: 240-124062-1

SDG No.:

Reagent ID	Exp Date	Prep Date	Dilutant Used	Reagent Final Volume	Parent Reagent		Analyte	Concentration
					Reagent ID	Volume Added		
							Vinyl chloride	50 ug/mL
.VMFASG_00089	12/29/19	11/29/19	MEOH, Lot 0000230446	100 mL	vm569722S_00006	2 mL	Bromomethane	50 ug/mL
							Chloroethane	50 ug/mL
							Chloromethane	50 ug/mL
							Dichlorodifluoromethane	50 ug/mL
							Trichlorofluoromethane	50 ug/mL
							Vinyl chloride	50 ug/mL
..vm569722S_00006	12/31/20		Restek, Lot A0133344		(Purchased Reagent)		Bromomethane	2500 ug/mL
							Chloroethane	2500 ug/mL
							Chloromethane	2500 ug/mL
							Dichlorodifluoromethane	2500 ug/mL
							Trichlorofluoromethane	2500 ug/mL
							Vinyl chloride	2500 ug/mL
VMFASGW_00341	01/06/20	12/30/19	MEOH, Lot NA	5 mL	VMFASG_00090	5 mL	Bromomethane	50 ug/mL
							Chloroethane	50 ug/mL
							Chloromethane	50 ug/mL
							Dichlorodifluoromethane	50 ug/mL
							Trichlorofluoromethane	50 ug/mL
							Vinyl chloride	50 ug/mL
.VMFASG_00090	01/30/20	12/30/19	MEOH, Lot 0000230446	100 mL	vm569722S_00006	2 mL	Bromomethane	50 ug/mL
							Chloroethane	50 ug/mL
							Chloromethane	50 ug/mL
							Dichlorodifluoromethane	50 ug/mL
							Trichlorofluoromethane	50 ug/mL
							Vinyl chloride	50 ug/mL
..vm569722S_00006	12/31/20		Restek, Lot A0133344		(Purchased Reagent)		Bromomethane	2500 ug/mL
							Chloroethane	2500 ug/mL
							Chloromethane	2500 ug/mL
							Dichlorodifluoromethane	2500 ug/mL
							Trichlorofluoromethane	2500 ug/mL
							Vinyl chloride	2500 ug/mL
VMFASPW_00303	06/18/19	06/11/19	MEOH, Lot n/a	5 mL	VMRFASP_00056	5 mL	2-Butanone (MEK)	100 ug/mL
							2-Hexanone	100 ug/mL
							4-Methyl-2-pentanone (MIBK)	100 ug/mL
							Acetone	100 ug/mL
							2-Chloroethyl vinyl ether	50 ug/mL
							Vinyl acetate	50 ug/mL
							1,1,1,2-Tetrachloroethane	50 ug/mL
							1,1,1-Trichloroethane	50 ug/mL
							1,1,2,2-Tetrachloroethane	50 ug/mL
							1,1,2-Trichloro-1,2,2-trifluoroethane	50 ug/mL
							1,1-Dichloroethane	50 ug/mL
							1,1-Dichloroethene	50 ug/mL
							1,1-Dichloropropene	50 ug/mL
							1,2,3-Trichlorobenzene	50 ug/mL
							1,2,3-Trichloropropane	50 ug/mL

REAGENT TRACEABILITY SUMMARY

Lab Name: Eurofins TestAmerica, Canton Job No.: 240-124062-1

SDG No.:

Reagent ID	Exp Date	Prep Date	Dilutant Used	Reagent Final Volume	Parent Reagent		Analyte	Concentration
					Reagent ID	Volume Added		
							1,2,4-Trichlorobenzene	50 ug/mL
							1,2,4-Trimethylbenzene	50 ug/mL
							1,2-Dibromo-3-Chloropropane	50 ug/mL
							1,2-Dibromoethane	50 ug/mL
							1,2-Dichlorobenzene	50 ug/mL
							1,2-Dichloroethane	50 ug/mL
							1,2-Dichloropropane	50 ug/mL
							1,3-Dichlorobenzene	50 ug/mL
							1,3-Dichloropropane	50 ug/mL
							1,4-Dichlorobenzene	50 ug/mL
							2,2-Dichloropropane	50 ug/mL
							2-Chlorotoluene	50 ug/mL
							4-Chlorotoluene	50 ug/mL
							4-Isopropyltoluene	50 ug/mL
							Benzene	50 ug/mL
							Bromobenzene	50 ug/mL
							Bromochloromethane	50 ug/mL
							Bromodichloromethane	50 ug/mL
							Bromoform	50 ug/mL
							Carbon disulfide	50 ug/mL
							Carbon tetrachloride	50 ug/mL
							Chlorobenzene	50 ug/mL
							Chlorodibromomethane	50 ug/mL
							Chloroform	50 ug/mL
							cis-1,2-Dichloroethene	50 ug/mL
							cis-1,3-Dichloropropene	50 ug/mL
							Dibromomethane	50 ug/mL
							Ethylbenzene	50 ug/mL
							Hexachlorobutadiene	50 ug/mL
							Isopropylbenzene	50 ug/mL
							m-Xylene & p-Xylene	50 ug/mL
							Methyl tert-butyl ether	50 ug/mL
							Methylene Chloride	50 ug/mL
							n-Butylbenzene	50 ug/mL
							N-Propylbenzene	50 ug/mL
							Naphthalene	50 ug/mL
							o-Xylene	50 ug/mL
							sec-Butylbenzene	50 ug/mL
							Styrene	50 ug/mL
							tert-Butyl alcohol	500 ug/mL
							tert-Butylbenzene	50 ug/mL
							Tetrachloroethene	50 ug/mL
							Toluene	50 ug/mL
							trans-1,2-Dichloroethene	50 ug/mL
							trans-1,3-Dichloropropene	50 ug/mL
							Trichloroethene	50 ug/mL
							Xylenes, Total	100 ug/mL
.VMRFASP_00056	06/30/19	05/15/19	MEOH, Lot 0000198123	100 mL	VM569721S_00005	0.8 mL	2-Butanone (MEK)	100 ug/mL

Lab Name: Eurofins TestAmerica, Canton Job No.: 240-124062-1

SDG No.:

Reagent ID	Exp Date	Prep Date	Dilutant Used	Reagent Final Volume	Parent Reagent		Analyte	Concentration
					Reagent ID	Volume Added		
							2-Hexanone	100 ug/mL
							4-Methyl-2-pentanone (MIBK)	100 ug/mL
							Acetone	100 ug/mL
					VM569723S_00007	2 mL	2-Chloroethyl vinyl ether	50 ug/mL
					VM569724S_00022	1 mL	Vinyl acetate	50 ug/mL
					VM571992S_00004	2 mL	1,1,1,2-Tetrachloroethane	50 ug/mL
							1,1,1-Trichloroethane	50 ug/mL
							1,1,2,2-Tetrachloroethane	50 ug/mL
							1,1,2-Trichloro-1,2,2-trifluoroethane	50 ug/mL
							1,1-Dichloroethane	50 ug/mL
							1,1-Dichloroethene	50 ug/mL
							1,1-Dichloropropene	50 ug/mL
							1,2,3-Trichlorobenzene	50 ug/mL
							1,2,3-Trichloropropane	50 ug/mL
							1,2,4-Trichlorobenzene	50 ug/mL
							1,2,4-Trimethylbenzene	50 ug/mL
							1,2-Dibromo-3-Chloropropane	50 ug/mL
							1,2-Dibromoethane	50 ug/mL
							1,2-Dichlorobenzene	50 ug/mL
							1,2-Dichloroethane	50 ug/mL
							1,2-Dichloropropane	50 ug/mL
							1,3-Dichlorobenzene	50 ug/mL
							1,3-Dichloropropane	50 ug/mL
							1,4-Dichlorobenzene	50 ug/mL
							2,2-Dichloropropane	50 ug/mL
							2-Chlorotoluene	50 ug/mL
							4-Chlorotoluene	50 ug/mL
							4-Isopropyltoluene	50 ug/mL
							Benzene	50 ug/mL
							Bromobenzene	50 ug/mL
							Bromochloromethane	50 ug/mL
							Bromodichloromethane	50 ug/mL
							Bromoform	50 ug/mL
							Carbon disulfide	50 ug/mL
							Carbon tetrachloride	50 ug/mL
							Chlorobenzene	50 ug/mL
							Chlorodibromomethane	50 ug/mL
							Chloroform	50 ug/mL
							cis-1,2-Dichloroethene	50 ug/mL
							cis-1,3-Dichloropropene	50 ug/mL
							Dibromomethane	50 ug/mL
							Ethylbenzene	50 ug/mL
							Hexachlorobutadiene	50 ug/mL
							Isopropylbenzene	50 ug/mL
							m-Xylene & p-Xylene	50 ug/mL
							Methyl tert-butyl ether	50 ug/mL
							Methylene Chloride	50 ug/mL

REAGENT TRACEABILITY SUMMARY

Lab Name: Eurofins TestAmerica, Canton Job No.: 240-124062-1

SDG No.:

Reagent ID	Exp Date	Prep Date	Dilutant Used	Reagent Final Volume	Parent Reagent		Analyte	Concentration
					Reagent ID	Volume Added		
							n-Butylbenzene	50 ug/mL
							N-Propylbenzene	50 ug/mL
							Naphthalene	50 ug/mL
							o-Xylene	50 ug/mL
							sec-Butylbenzene	50 ug/mL
							Styrene	50 ug/mL
							tert-Butyl alcohol	500 ug/mL
							tert-Butylbenzene	50 ug/mL
							Tetrachloroethene	50 ug/mL
							Toluene	50 ug/mL
							trans-1,2-Dichloroethene	50 ug/mL
							trans-1,3-Dichloropropene	50 ug/mL
							Trichloroethene	50 ug/mL
							Xylenes, Total	100 ug/mL
..VM569721S_00005	12/31/20		Restek, Lot A0133078		(Purchased Reagent)		2-Butanone (MEK)	12500 ug/mL
							2-Hexanone	12500 ug/mL
							4-Methyl-2-pentanone (MIBK)	12500 ug/mL
							Acetone	12500 ug/mL
..VM569723S_00007	01/31/20		Restek, Lot A0123884		(Purchased Reagent)		2-Chloroethyl vinyl ether	2500 ug/mL
..VM569724S_00022	06/30/19		Restek, Lot A0144188		(Purchased Reagent)		Vinyl acetate	5000 ug/mL
..VM571992S_00004	06/30/19		Restek, Lot A0123775		(Purchased Reagent)		1,1,1,2-Tetrachloroethane	2500 ug/mL
							1,1,1-Trichloroethane	2500 ug/mL
							1,1,2,2-Tetrachloroethane	2500 ug/mL
							1,1,2-Trichloro-1,2,2-trifluoroethane	2500 ug/mL
							1,1-Dichloroethane	2500 ug/mL
							1,1-Dichloroethene	2500 ug/mL
							1,1-Dichloropropene	2500 ug/mL
							1,2,3-Trichlorobenzene	2500 ug/mL
							1,2,3-Trichloropropane	2500 ug/mL
							1,2,4-Trichlorobenzene	2500 ug/mL
							1,2,4-Trimethylbenzene	2500 ug/mL
							1,2-Dibromo-3-Chloropropane	2500 ug/mL
							1,2-Dibromoethane	2500 ug/mL
							1,2-Dichlorobenzene	2500 ug/mL
							1,2-Dichloroethane	2500 ug/mL
							1,2-Dichloropropane	2500 ug/mL
							1,3-Dichlorobenzene	2500 ug/mL
							1,3-Dichloropropane	2500 ug/mL
							1,4-Dichlorobenzene	2500 ug/mL
							2,2-Dichloropropane	2500 ug/mL
							2-Chlorotoluene	2500 ug/mL
							4-Chlorotoluene	2500 ug/mL
							4-Isopropyltoluene	2500 ug/mL
							Benzene	2500 ug/mL
							Bromobenzene	2500 ug/mL
							Bromochloromethane	2500 ug/mL
							Bromodichloromethane	2500 ug/mL

Lab Name: Eurofins TestAmerica, Canton Job No.: 240-124062-1

SDG No.:

Reagent ID	Exp Date	Prep Date	Dilutant Used	Reagent Final Volume	Parent Reagent		Analyte	Concentration
					Reagent ID	Volume Added		
							Bromoform	2500 ug/mL
							Carbon disulfide	2500 ug/mL
							Carbon tetrachloride	2500 ug/mL
							Chlorobenzene	2500 ug/mL
							Chlorodibromomethane	2500 ug/mL
							Chloroform	2500 ug/mL
							cis-1,2-Dichloroethene	2500 ug/mL
							cis-1,3-Dichloropropene	2500 ug/mL
							Dibromomethane	2500 ug/mL
							Ethylbenzene	2500 ug/mL
							Hexachlorobutadiene	2500 ug/mL
							Isopropylbenzene	2500 ug/mL
							m-Xylene & p-Xylene	2500 ug/mL
							Methyl tert-butyl ether	2500 ug/mL
							Methylene Chloride	2500 ug/mL
							n-Butylbenzene	2500 ug/mL
							N-Propylbenzene	2500 ug/mL
							Naphthalene	2500 ug/mL
							o-Xylene	2500 ug/mL
							sec-Butylbenzene	2500 ug/mL
							Styrene	2500 ug/mL
							tert-Butyl alcohol	25000 ug/mL
							tert-Butylbenzene	2500 ug/mL
							Tetrachloroethene	2500 ug/mL
							Toluene	2500 ug/mL
							trans-1,2-Dichloroethene	2500 ug/mL
							trans-1,3-Dichloropropene	2500 ug/mL
							Trichloroethene	2500 ug/mL
							Xylenes, Total	5000 ug/mL
VMFASPW_00323	11/07/19	10/31/19	MEOH, Lot n/a	5 mL	VMRFASP_00060	5 mL	2-Butanone (MEK)	100 ug/mL
							2-Hexanone	100 ug/mL
							4-Methyl-2-pentanone (MIBK)	100 ug/mL
							Acetone	100 ug/mL
							2-Chloroethyl vinyl ether	50 ug/mL
							Vinyl acetate	50 ug/mL
							1,1,1,2-Tetrachloroethane	50 ug/mL
							1,1,1-Trichloroethane	50 ug/mL
							1,1,2,2-Tetrachloroethane	50 ug/mL
							1,1,2-Trichloro-1,2,2-trifluoroethane	50 ug/mL
							1,1-Dichloroethane	50 ug/mL
							1,1-Dichloroethene	50 ug/mL
							1,1-Dichloropropene	50 ug/mL
							1,2,3-Trichlorobenzene	50 ug/mL
							1,2,3-Trichloropropane	50 ug/mL
							1,2,4-Trichlorobenzene	50 ug/mL
							1,2,4-Trimethylbenzene	50 ug/mL
							1,2-Dibromo-3-Chloropropane	50 ug/mL

REAGENT TRACEABILITY SUMMARY

Lab Name: Eurofins TestAmerica, Canton Job No.: 240-124062-1

SDG No.:

Reagent ID	Exp Date	Prep Date	Dilutant Used	Reagent Final Volume	Parent Reagent		Analyte	Concentration
					Reagent ID	Volume Added		
							1,2-Dibromoethane	50 ug/mL
							1,2-Dichlorobenzene	50 ug/mL
							1,2-Dichloroethane	50 ug/mL
							1,2-Dichloropropane	50 ug/mL
							1,3-Dichlorobenzene	50 ug/mL
							1,3-Dichloropropane	50 ug/mL
							1,4-Dichlorobenzene	50 ug/mL
							1,4-Dioxane	1000 ug/mL
							2,2-Dichloropropane	50 ug/mL
							2-Chlorotoluene	50 ug/mL
							4-Chlorotoluene	50 ug/mL
							4-Isopropyltoluene	50 ug/mL
							Acrylonitrile	500 ug/mL
							Benzene	50 ug/mL
							Bromobenzene	50 ug/mL
							Bromochloromethane	50 ug/mL
							Bromodichloromethane	50 ug/mL
							Bromoform	50 ug/mL
							Carbon disulfide	50 ug/mL
							Carbon tetrachloride	50 ug/mL
							Chlorobenzene	50 ug/mL
							Chlorodibromomethane	50 ug/mL
							Chloroform	50 ug/mL
							cis-1,2-Dichloroethene	50 ug/mL
							cis-1,3-Dichloropropene	50 ug/mL
							Dibromomethane	50 ug/mL
							Ethylbenzene	50 ug/mL
							Hexachlorobutadiene	50 ug/mL
							Isobutyl alcohol	1250 ug/mL
							Isopropylbenzene	50 ug/mL
							m-Xylene & p-Xylene	50 ug/mL
							Methyl acetate	100 ug/mL
							Methyl tert-butyl ether	50 ug/mL
							Methylene Chloride	50 ug/mL
							n-Butylbenzene	50 ug/mL
							N-Propylbenzene	50 ug/mL
							Naphthalene	50 ug/mL
							o-Xylene	50 ug/mL
							sec-Butylbenzene	50 ug/mL
							Styrene	50 ug/mL
							tert-Butyl alcohol	500 ug/mL
							tert-Butylbenzene	50 ug/mL
							Tetrachloroethene	50 ug/mL
							Tetrahydrofuran	100 ug/mL
							Toluene	50 ug/mL
							Total BTEX	250 ug/mL
							trans-1,2-Dichloroethene	50 ug/mL
							trans-1,3-Dichloropropene	50 ug/mL

REAGENT TRACEABILITY SUMMARY

Lab Name: Eurofins TestAmerica, Canton Job No.: 240-124062-1

SDG No.:

Reagent ID	Exp Date	Prep Date	Dilutant Used	Reagent Final Volume	Parent Reagent		Analyte	Concentration
					Reagent ID	Volume Added		
							Trichloroethene	50 ug/mL
							Trihalomethanes, Total	200 ug/mL
							Xylenes, Total	100 ug/mL
.VMRFASP_00060	12/30/19	09/30/19	MEOH, Lot 00000230446	100 mL	VM569721S_00005	0.8 mL	2-Butanone (MEK)	100 ug/mL
							2-Hexanone	100 ug/mL
							4-Methyl-2-pentanone (MIBK)	100 ug/mL
							Acetone	100 ug/mL
					VM569723S_00007	2 mL	2-Chloroethyl vinyl ether	50 ug/mL
					VM569724S_00025	1 mL	Vinyl acetate	50 ug/mL
					VM571992S_00006	2 mL	1,1,1,2-Tetrachloroethane	50 ug/mL
							1,1,1-Trichloroethane	50 ug/mL
							1,1,2,2-Tetrachloroethane	50 ug/mL
							1,1,2-Trichloro-1,2,2-trifluoroethane	50 ug/mL
							1,1-Dichloroethane	50 ug/mL
							1,1-Dichloroethene	50 ug/mL
							1,1-Dichloropropene	50 ug/mL
							1,2,3-Trichlorobenzene	50 ug/mL
							1,2,3-Trichloropropane	50 ug/mL
							1,2,4-Trichlorobenzene	50 ug/mL
							1,2,4-Trimethylbenzene	50 ug/mL
							1,2-Dibromo-3-Chloropropane	50 ug/mL
							1,2-Dibromoethane	50 ug/mL
							1,2-Dichlorobenzene	50 ug/mL
							1,2-Dichloroethane	50 ug/mL
							1,2-Dichloropropane	50 ug/mL
							1,3-Dichlorobenzene	50 ug/mL
							1,3-Dichloropropane	50 ug/mL
							1,4-Dichlorobenzene	50 ug/mL
							1,4-Dioxane	1000 ug/mL
							2,2-Dichloropropane	50 ug/mL
							2-Chlorotoluene	50 ug/mL
							4-Chlorotoluene	50 ug/mL
							4-Isopropyltoluene	50 ug/mL
							Acrylonitrile	500 ug/mL
							Benzene	50 ug/mL
							Bromobenzene	50 ug/mL
							Bromochloromethane	50 ug/mL
							Bromodichloromethane	50 ug/mL
							Bromoform	50 ug/mL
							Carbon disulfide	50 ug/mL
							Carbon tetrachloride	50 ug/mL
							Chlorobenzene	50 ug/mL
							Chlorodibromomethane	50 ug/mL
							Chloroform	50 ug/mL
							cis-1,2-Dichloroethene	50 ug/mL
							cis-1,3-Dichloropropene	50 ug/mL
							Dibromomethane	50 ug/mL

Lab Name: Eurofins TestAmerica, Canton Job No.: 240-124062-1

SDG No.:

Reagent ID	Exp Date	Prep Date	Dilutant Used	Reagent Final Volume	Parent Reagent		Analyte	Concentration
					Reagent ID	Volume Added		
							Ethylbenzene	50 ug/mL
							Hexachlorobutadiene	50 ug/mL
							Isobutyl alcohol	1250 ug/mL
							Isopropylbenzene	50 ug/mL
							m-Xylene & p-Xylene	50 ug/mL
							Methyl acetate	100 ug/mL
							Methyl tert-butyl ether	50 ug/mL
							Methylene Chloride	50 ug/mL
							n-Butylbenzene	50 ug/mL
							N-Propylbenzene	50 ug/mL
							Naphthalene	50 ug/mL
							o-Xylene	50 ug/mL
							sec-Butylbenzene	50 ug/mL
							Styrene	50 ug/mL
							tert-Butyl alcohol	500 ug/mL
							tert-Butylbenzene	50 ug/mL
							Tetrachloroethene	50 ug/mL
							Tetrahydrofuran	100 ug/mL
							Toluene	50 ug/mL
							Total BTEX	250 ug/mL
							trans-1,2-Dichloroethene	50 ug/mL
							trans-1,3-Dichloropropene	50 ug/mL
							Trichloroethene	50 ug/mL
							Trihalomethanes, Total	200 ug/mL
							Xylenes, Total	100 ug/mL
..VM569721S_00005	12/31/20		Restek, Lot A0133078		(Purchased Reagent)		2-Butanone (MEK)	12500 ug/mL
							2-Hexanone	12500 ug/mL
							4-Methyl-2-pentanone (MIBK)	12500 ug/mL
							Acetone	12500 ug/mL
..VM569723S_00007	01/31/20		Restek, Lot A0123884		(Purchased Reagent)		2-Chloroethyl vinyl ether	2500 ug/mL
..VM569724S_00025	01/31/20		Restek, Lot A0150978		(Purchased Reagent)		Vinyl acetate	5000 ug/mL
..VM571992S_00006	06/30/21		Restek, Lot A0144202		(Purchased Reagent)		1,1,1,2-Tetrachloroethane	2500 ug/mL
							1,1,1-Trichloroethane	2500 ug/mL
							1,1,2,2-Tetrachloroethane	2500 ug/mL
							1,1,2-Trichloro-1,2,2-trifluoroethane	2500 ug/mL
							1,1-Dichloroethane	2500 ug/mL
							1,1-Dichloroethene	2500 ug/mL
							1,1-Dichloropropene	2500 ug/mL
							1,2,3-Trichlorobenzene	2500 ug/mL
							1,2,3-Trichloropropane	2500 ug/mL
							1,2,4-Trichlorobenzene	2500 ug/mL
							1,2,4-Trimethylbenzene	2500 ug/mL
							1,2-Dibromo-3-Chloropropane	2500 ug/mL
							1,2-Dibromoethane	2500 ug/mL
							1,2-Dichlorobenzene	2500 ug/mL
							1,2-Dichloroethane	2500 ug/mL
							1,2-Dichloropropane	2500 ug/mL

REAGENT TRACEABILITY SUMMARY

Lab Name: Eurofins TestAmerica, Canton Job No.: 240-124062-1

SDG No.:

Reagent ID	Exp Date	Prep Date	Dilutant Used	Reagent Final Volume	Parent Reagent		Analyte	Concentration
					Reagent ID	Volume Added		
							1,3-Dichlorobenzene	2500 ug/mL
							1,3-Dichloropropane	2500 ug/mL
							1,4-Dichlorobenzene	2500 ug/mL
							1,4-Dioxane	50000 ug/mL
							2,2-Dichloropropane	2500 ug/mL
							2-Chlorotoluene	2500 ug/mL
							4-Chlorotoluene	2500 ug/mL
							4-Isopropyltoluene	2500 ug/mL
							Acrylonitrile	25000 ug/mL
							Benzene	2500 ug/mL
							Bromobenzene	2500 ug/mL
							Bromochloromethane	2500 ug/mL
							Bromodichloromethane	2500 ug/mL
							Bromoform	2500 ug/mL
							Carbon disulfide	2500 ug/mL
							Carbon tetrachloride	2500 ug/mL
							Chlorobenzene	2500 ug/mL
							Chlorodibromomethane	2500 ug/mL
							Chloroform	2500 ug/mL
							cis-1,2-Dichloroethene	2500 ug/mL
							cis-1,3-Dichloropropene	2500 ug/mL
							Dibromomethane	2500 ug/mL
							Ethylbenzene	2500 ug/mL
							Hexachlorobutadiene	2500 ug/mL
							Isobutyl alcohol	62500 ug/mL
							Isopropylbenzene	2500 ug/mL
							m-Xylene & p-Xylene	2500 ug/mL
							Methyl acetate	5000 ug/mL
							Methyl tert-butyl ether	2500 ug/mL
							Methylene Chloride	2500 ug/mL
							n-Butylbenzene	2500 ug/mL
							N-Propylbenzene	2500 ug/mL
							Naphthalene	2500 ug/mL
							o-Xylene	2500 ug/mL
							sec-Butylbenzene	2500 ug/mL
							Styrene	2500 ug/mL
							tert-Butyl alcohol	25000 ug/mL
							tert-Butylbenzene	2500 ug/mL
							Tetrachloroethene	2500 ug/mL
							Tetrahydrofuran	5000 ug/mL
							Toluene	2500 ug/mL
							Total BTEX	12500 ug/mL
							trans-1,2-Dichloroethene	2500 ug/mL
							trans-1,3-Dichloropropene	2500 ug/mL
							Trichloroethene	2500 ug/mL
							Trihalomethanes, Total	10000 ug/mL
							Xylenes, Total	5000 ug/mL

REAGENT TRACEABILITY SUMMARY

Lab Name: Eurofins TestAmerica, Canton Job No.: 240-124062-1

SDG No.:

Reagent ID	Exp Date	Prep Date	Dilutant Used	Reagent Final Volume	Parent Reagent		Analyte	Concentration
					Reagent ID	Volume Added		
VMFASPW_00330	01/01/20	12/25/19	MEOH, Lot n/a	5 mL	VMRFASP_00061	5 mL	2-Butanone (MEK)	100 ug/mL
							2-Hexanone	100 ug/mL
							4-Methyl-2-pentanone (MIBK)	100 ug/mL
							Acetone	100 ug/mL
							2-Chloroethyl vinyl ether	50 ug/mL
							Vinyl acetate	50 ug/mL
							1,1,1,2-Tetrachloroethane	50 ug/mL
							1,1,1-Trichloroethane	50 ug/mL
							1,1,2,2-Tetrachloroethane	50 ug/mL
							1,1,2-Trichloro-1,2,2-trifluoroethane	50 ug/mL
							1,1-Dichloroethane	50 ug/mL
							1,1-Dichloroethene	50 ug/mL
							1,1-Dichloropropene	50 ug/mL
							1,2,3-Trichlorobenzene	50 ug/mL
							1,2,3-Trichloropropane	50 ug/mL
							1,2,4-Trichlorobenzene	50 ug/mL
							1,2,4-Trimethylbenzene	50 ug/mL
							1,2-Dibromo-3-Chloropropane	50 ug/mL
							1,2-Dibromoethane	50 ug/mL
							1,2-Dichlorobenzene	50 ug/mL
							1,2-Dichloroethane	50 ug/mL
							1,2-Dichloropropane	50 ug/mL
							1,3-Dichlorobenzene	50 ug/mL
							1,3-Dichloropropane	50 ug/mL
							1,4-Dichlorobenzene	50 ug/mL
							2,2-Dichloropropane	50 ug/mL
							2-Chlorotoluene	50 ug/mL
							4-Chlorotoluene	50 ug/mL
							4-Isopropyltoluene	50 ug/mL
							Benzene	50 ug/mL
							Bromobenzene	50 ug/mL
							Bromochloromethane	50 ug/mL
							Bromodichloromethane	50 ug/mL
							Bromoform	50 ug/mL
							Carbon disulfide	50 ug/mL
							Carbon tetrachloride	50 ug/mL
							Chlorobenzene	50 ug/mL
							Chlorodibromomethane	50 ug/mL
							Chloroform	50 ug/mL
							cis-1,2-Dichloroethene	50 ug/mL
							cis-1,3-Dichloropropene	50 ug/mL
							Dibromomethane	50 ug/mL
							Ethylbenzene	50 ug/mL
							Hexachlorobutadiene	50 ug/mL
							Isopropylbenzene	50 ug/mL
							m-Xylene & p-Xylene	50 ug/mL
							Methyl tert-butyl ether	50 ug/mL

REAGENT TRACEABILITY SUMMARY

Lab Name: Eurofins TestAmerica, Canton Job No.: 240-124062-1

SDG No.:

Reagent ID	Exp Date	Prep Date	Dilutant Used	Reagent Final Volume	Parent Reagent		Analyte	Concentration
					Reagent ID	Volume Added		
							Methylene Chloride	50 ug/mL
							n-Butylbenzene	50 ug/mL
							N-Propylbenzene	50 ug/mL
							Naphthalene	50 ug/mL
							o-Xylene	50 ug/mL
							sec-Butylbenzene	50 ug/mL
							Styrene	50 ug/mL
							tert-Butyl alcohol	500 ug/mL
							tert-Butylbenzene	50 ug/mL
							Tetrachloroethene	50 ug/mL
							Toluene	50 ug/mL
							trans-1,2-Dichloroethene	50 ug/mL
							trans-1,3-Dichloropropene	50 ug/mL
							Trichloroethene	50 ug/mL
							Xylenes, Total	100 ug/mL
.VMRFASP_00061	01/31/20	11/15/19	MEOH, Lot +221000000230446J+	100 mL	VM569721S_00005	0.8 mL	2-Butanone (MEK)	100 ug/mL
							2-Hexanone	100 ug/mL
							4-Methyl-2-pentanone (MIBK)	100 ug/mL
							Acetone	100 ug/mL
					VM569723S_00008	2 mL	2-Chloroethyl vinyl ether	50 ug/mL
					VM569724S_00025	1 mL	Vinyl acetate	50 ug/mL
					VM571992S_00005	2 mL	1,1,1,2-Tetrachloroethane	50 ug/mL
							1,1,1-Trichloroethane	50 ug/mL
							1,1,2,2-Tetrachloroethane	50 ug/mL
							1,1,2-Trichloro-1,2,2-trifluoroethane	50 ug/mL
							1,1-Dichloroethane	50 ug/mL
							1,1-Dichloroethene	50 ug/mL
							1,1-Dichloropropene	50 ug/mL
							1,2,3-Trichlorobenzene	50 ug/mL
							1,2,3-Trichloropropane	50 ug/mL
							1,2,4-Trichlorobenzene	50 ug/mL
							1,2,4-Trimethylbenzene	50 ug/mL
							1,2-Dibromo-3-Chloropropane	50 ug/mL
							1,2-Dibromoethane	50 ug/mL
							1,2-Dichlorobenzene	50 ug/mL
							1,2-Dichloroethane	50 ug/mL
							1,2-Dichloropropane	50 ug/mL
							1,3-Dichlorobenzene	50 ug/mL
							1,3-Dichloropropane	50 ug/mL
							1,4-Dichlorobenzene	50 ug/mL
							2,2-Dichloropropane	50 ug/mL
							2-Chlorotoluene	50 ug/mL
							4-Chlorotoluene	50 ug/mL
							4-Isopropyltoluene	50 ug/mL
							Benzene	50 ug/mL
							Bromobenzene	50 ug/mL

REAGENT TRACEABILITY SUMMARY

Lab Name: Eurofins TestAmerica, Canton Job No.: 240-124062-1

SDG No.:

Reagent ID	Exp Date	Prep Date	Dilutant Used	Reagent Final Volume	Parent Reagent		Analyte	Concentration
					Reagent ID	Volume Added		
							Bromochloromethane	50 ug/mL
							Bromodichloromethane	50 ug/mL
							Bromoform	50 ug/mL
							Carbon disulfide	50 ug/mL
							Carbon tetrachloride	50 ug/mL
							Chlorobenzene	50 ug/mL
							Chlorodibromomethane	50 ug/mL
							Chloroform	50 ug/mL
							cis-1,2-Dichloroethene	50 ug/mL
							cis-1,3-Dichloropropene	50 ug/mL
							Dibromomethane	50 ug/mL
							Ethylbenzene	50 ug/mL
							Hexachlorobutadiene	50 ug/mL
							Isopropylbenzene	50 ug/mL
							m-Xylene & p-Xylene	50 ug/mL
							Methyl tert-butyl ether	50 ug/mL
							Methylene Chloride	50 ug/mL
							n-Butylbenzene	50 ug/mL
							N-Propylbenzene	50 ug/mL
							Naphthalene	50 ug/mL
							o-Xylene	50 ug/mL
							sec-Butylbenzene	50 ug/mL
							Styrene	50 ug/mL
							tert-Butyl alcohol	500 ug/mL
							tert-Butylbenzene	50 ug/mL
							Tetrachloroethene	50 ug/mL
							Toluene	50 ug/mL
							trans-1,2-Dichloroethene	50 ug/mL
							trans-1,3-Dichloropropene	50 ug/mL
							Trichloroethene	50 ug/mL
							Xylenes, Total	100 ug/mL
..VM569721S_00005	12/31/20		Restek, Lot A0133078		(Purchased Reagent)		2-Butanone (MEK)	12500 ug/mL
							2-Hexanone	12500 ug/mL
							4-Methyl-2-pentanone (MIBK)	12500 ug/mL
							Acetone	12500 ug/mL
..VM569723S_00008	11/30/21		Restek, Lot A0143264		(Purchased Reagent)		2-Chloroethyl vinyl ether	2500 ug/mL
..VM569724S_00025	01/31/20		Restek, Lot A0150978		(Purchased Reagent)		Vinyl acetate	5000 ug/mL
..VM571992S_00005	06/30/21		Restek, Lot A0144202		(Purchased Reagent)		1,1,1,2-Tetrachloroethane	2500 ug/mL
							1,1,1-Trichloroethane	2500 ug/mL
							1,1,2,2-Tetrachloroethane	2500 ug/mL
							1,1,2-Trichloro-1,2,2-trifluoroethane	2500 ug/mL
							1,1-Dichloroethane	2500 ug/mL
							1,1-Dichloroethene	2500 ug/mL
							1,1-Dichloropropene	2500 ug/mL
							1,2,3-Trichlorobenzene	2500 ug/mL
							1,2,3-Trichloropropane	2500 ug/mL
							1,2,4-Trichlorobenzene	2500 ug/mL

REAGENT TRACEABILITY SUMMARY

Lab Name: Eurofins TestAmerica, Canton Job No.: 240-124062-1

SDG No.:

Reagent ID	Exp Date	Prep Date	Dilutant Used	Reagent Final Volume	Parent Reagent		Analyte	Concentration
					Reagent ID	Volume Added		
							1,2,4-Trimethylbenzene	2500 ug/mL
							1,2-Dibromo-3-Chloropropane	2500 ug/mL
							1,2-Dibromoethane	2500 ug/mL
							1,2-Dichlorobenzene	2500 ug/mL
							1,2-Dichloroethane	2500 ug/mL
							1,2-Dichloropropane	2500 ug/mL
							1,3-Dichlorobenzene	2500 ug/mL
							1,3-Dichloropropane	2500 ug/mL
							1,4-Dichlorobenzene	2500 ug/mL
							2,2-Dichloropropane	2500 ug/mL
							2-Chlorotoluene	2500 ug/mL
							4-Chlorotoluene	2500 ug/mL
							4-Isopropyltoluene	2500 ug/mL
							Benzene	2500 ug/mL
							Bromobenzene	2500 ug/mL
							Bromochloromethane	2500 ug/mL
							Bromodichloromethane	2500 ug/mL
							Bromoform	2500 ug/mL
							Carbon disulfide	2500 ug/mL
							Carbon tetrachloride	2500 ug/mL
							Chlorobenzene	2500 ug/mL
							Chlorodibromomethane	2500 ug/mL
							Chloroform	2500 ug/mL
							cis-1,2-Dichloroethene	2500 ug/mL
							cis-1,3-Dichloropropene	2500 ug/mL
							Dibromomethane	2500 ug/mL
							Ethylbenzene	2500 ug/mL
							Hexachlorobutadiene	2500 ug/mL
							Isopropylbenzene	2500 ug/mL
							m-Xylene & p-Xylene	2500 ug/mL
							Methyl tert-butyl ether	2500 ug/mL
							Methylene Chloride	2500 ug/mL
							n-Butylbenzene	2500 ug/mL
							N-Propylbenzene	2500 ug/mL
							Naphthalene	2500 ug/mL
							o-Xylene	2500 ug/mL
							sec-Butylbenzene	2500 ug/mL
							Styrene	2500 ug/mL
							tert-Butyl alcohol	25000 ug/mL
							tert-Butylbenzene	2500 ug/mL
							Tetrachloroethene	2500 ug/mL
							Toluene	2500 ug/mL
							trans-1,2-Dichloroethene	2500 ug/mL
							trans-1,3-Dichloropropene	2500 ug/mL
							Trichloroethene	2500 ug/mL
							Xylenes, Total	5000 ug/mL
VMRA9W_00301	06/16/19	06/09/19	MEOH, Lot NA	5 mL	VMRA9_00028	5 mL	Cyclohexanone	500 ug/mL

REAGENT TRACEABILITY SUMMARY

Lab Name: Eurofins TestAmerica, Canton Job No.: 240-124062-1

SDG No.:

Reagent ID	Exp Date	Prep Date	Dilutant Used	Reagent Final Volume	Parent Reagent		Analyte	Concentration
					Reagent ID	Volume Added		
							Pentachloroethane	100 ug/mL
							2-Methylnaphthalene	100 ug/mL
							1,2,3-Trimethylbenzene	50 ug/mL
							1,3,5-Trichlorobenzene	50 ug/mL
							1-Chlorohexane	50 ug/mL
							2-Chloro-1,3-butadiene	50 ug/mL
							2-Nitropropane	100 ug/mL
							Benzyl chloride	50 ug/mL
							Methacrylonitrile	500 ug/mL
							n-Butanol	1250 ug/mL
							Ethyl acetate	100 ug/mL
							Ethyl acrylate	50 ug/mL
							Methyl methacrylate	100 ug/mL
							n-Butyl acetate	50 ug/mL
							Acetonitrile	500 ug/mL
							Diisopropyl ether	50 ug/mL
							Ethyl tert-butyl ether	50 ug/mL
							Propionitrile	500 ug/mL
							Tert-amyl methyl ether	50 ug/mL
.VMRA9_00028	12/01/19	06/01/19	MEOH, Lot 0000198123	50 mL	VM569727_00003	1 mL	Cyclohexanone	500 ug/mL
					vm570806_00003	2 mL	Pentachloroethane	100 ug/mL
					vm570807_00004	2 mL	2-Methylnaphthalene	100 ug/mL
					VM570808_00005	1 mL	1,2,3-Trimethylbenzene	50 ug/mL
							1,3,5-Trichlorobenzene	50 ug/mL
							1-Chlorohexane	50 ug/mL
							2-Chloro-1,3-butadiene	50 ug/mL
							2-Nitropropane	100 ug/mL
							Benzyl chloride	50 ug/mL
							Methacrylonitrile	500 ug/mL
							n-Butanol	1250 ug/mL
					VM570809_00006	1 mL	Ethyl acetate	100 ug/mL
							Ethyl acrylate	50 ug/mL
							Methyl methacrylate	100 ug/mL
							n-Butyl acetate	50 ug/mL
					VM571993_00003	1 mL	Acetonitrile	500 ug/mL
							Diisopropyl ether	50 ug/mL
							Ethyl tert-butyl ether	50 ug/mL
							Propionitrile	500 ug/mL
							Tert-amyl methyl ether	50 ug/mL
..VM569727_00003	02/29/20		RESTEK, Lot A0124672		(Purchased Reagent)		Cyclohexanone	25000 ug/mL
..vm570806_00003	04/30/22		Restek, Lot A0126447		(Purchased Reagent)		Pentachloroethane	2500 ug/mL
..vm570807_00004	02/28/22		Restek, Lot A0125050		(Purchased Reagent)		2-Methylnaphthalene	2500 ug/mL
..VM570808_00005	07/31/20		Restek, Lot A0145375		(Purchased Reagent)		1,2,3-Trimethylbenzene	2500 ug/mL
							1,3,5-Trichlorobenzene	2500 ug/mL
							1-Chlorohexane	2500 ug/mL
							2-Chloro-1,3-butadiene	2500 ug/mL
							2-Nitropropane	5000 ug/mL
							Benzyl chloride	2500 ug/mL

REAGENT TRACEABILITY SUMMARY

Lab Name: Eurofins TestAmerica, Canton Job No.: 240-124062-1

SDG No.:

Reagent ID	Exp Date	Prep Date	Dilutant Used	Reagent Final Volume	Parent Reagent		Analyte	Concentration
					Reagent ID	Volume Added		
							Methacrylonitrile	25000 ug/mL
							n-Butanol	62500 ug/mL
..VM570809_00006	05/31/20		Restek, Lot A0143198		(Purchased Reagent)		Ethyl acetate	5000 ug/mL
							Ethyl acrylate	2500 ug/mL
							Methyl methacrylate	5000 ug/mL
							n-Butyl acetate	2500 ug/mL
..VM571993_00003	07/31/20		restek, Lot A0139911		(Purchased Reagent)		Acetonitrile	25000 ug/mL
							Diisopropyl ether	2500 ug/mL
							Ethyl tert-butyl ether	2500 ug/mL
							Propionitrile	25000 ug/mL
							Tert-amyl methyl ether	2500 ug/mL
VMRA9W_00309	08/19/19	08/12/19	MEOH, Lot NA	5 mL	VMRA9_00028	5 mL	Cyclohexanone	500 ug/mL
							Pentachloroethane	100 ug/mL
							2-Methylnaphthalene	100 ug/mL
							1,2,3-Trimethylbenzene	50 ug/mL
							1,3,5-Trichlorobenzene	50 ug/mL
							1-Chlorohexane	50 ug/mL
							2-Chloro-1,3-butadiene	50 ug/mL
							2-Nitropropane	100 ug/mL
							Benzyl chloride	50 ug/mL
							Methacrylonitrile	500 ug/mL
							n-Butanol	1250 ug/mL
							Ethyl acetate	100 ug/mL
							Ethyl acrylate	50 ug/mL
							Methyl methacrylate	100 ug/mL
							n-Butyl acetate	50 ug/mL
							Acetonitrile	500 ug/mL
							Diisopropyl ether	50 ug/mL
							Ethyl tert-butyl ether	50 ug/mL
							Propionitrile	500 ug/mL
							Tert-amyl methyl ether	50 ug/mL
.VMRA9_00028	12/01/19	06/01/19	MEOH, Lot 0000198123	50 mL	VM569727_00003	1 mL	Cyclohexanone	500 ug/mL
					vm570806_00003	2 mL	Pentachloroethane	100 ug/mL
					vm570807_00004	2 mL	2-Methylnaphthalene	100 ug/mL
					VM570808_00005	1 mL	1,2,3-Trimethylbenzene	50 ug/mL
							1,3,5-Trichlorobenzene	50 ug/mL
							1-Chlorohexane	50 ug/mL
							2-Chloro-1,3-butadiene	50 ug/mL
							2-Nitropropane	100 ug/mL
							Benzyl chloride	50 ug/mL
							Methacrylonitrile	500 ug/mL
							n-Butanol	1250 ug/mL
					VM570809_00006	1 mL	Ethyl acetate	100 ug/mL
							Ethyl acrylate	50 ug/mL
							Methyl methacrylate	100 ug/mL
							n-Butyl acetate	50 ug/mL
					VM571993_00003	1 mL	Acetonitrile	500 ug/mL

REAGENT TRACEABILITY SUMMARY

Lab Name: Eurofins TestAmerica, Canton Job No.: 240-124062-1

SDG No.:

Reagent ID	Exp Date	Prep Date	Dilutant Used	Reagent Final Volume	Parent Reagent		Analyte	Concentration
					Reagent ID	Volume Added		
							Diisopropyl ether	50 ug/mL
							Ethyl tert-butyl ether	50 ug/mL
							Propionitrile	500 ug/mL
							Tert-amyl methyl ether	50 ug/mL
..VM569727_00003	02/29/20		RESTEK, Lot A0124672		(Purchased Reagent)		Cyclohexanone	25000 ug/mL
..vm570806_00003	04/30/22		Restek, Lot A0126447		(Purchased Reagent)		Pentachloroethane	2500 ug/mL
..vm570807_00004	02/28/22		Restek, Lot A0125050		(Purchased Reagent)		2-Methylnaphthalene	2500 ug/mL
..VM570808_00005	07/31/20		Restek, Lot A0145375		(Purchased Reagent)		1,2,3-Trimethylbenzene	2500 ug/mL
							1,3,5-Trichlorobenzene	2500 ug/mL
							1-Chlorohexane	2500 ug/mL
							2-Chloro-1,3-butadiene	2500 ug/mL
							2-Nitropropane	5000 ug/mL
							Benzyl chloride	2500 ug/mL
							Methacrylonitrile	25000 ug/mL
							n-Butanol	62500 ug/mL
..VM570809_00006	05/31/20		Restek, Lot A0143198		(Purchased Reagent)		Ethyl acetate	5000 ug/mL
							Ethyl acrylate	2500 ug/mL
							Methyl methacrylate	5000 ug/mL
							n-Butyl acetate	2500 ug/mL
..VM571993_00003	07/31/20		restek, Lot A0139911		(Purchased Reagent)		Acetonitrile	25000 ug/mL
							Diisopropyl ether	2500 ug/mL
							Ethyl tert-butyl ether	2500 ug/mL
							Propionitrile	25000 ug/mL
							Tert-amyl methyl ether	2500 ug/mL
VMRA9W_00326	01/01/20	12/25/19	MEOH, Lot NA	5 mL	VMRA9_00029	5 mL	Cyclohexanone	500 ug/mL
							Pentachloroethane	100 ug/mL
							2-Methylnaphthalene	100 ug/mL
							1,2,3-Trimethylbenzene	50 ug/mL
							2-Nitropropane	100 ug/mL
							Methacrylonitrile	500 ug/mL
							n-Butanol	1250 ug/mL
							Ethyl acetate	100 ug/mL
							Ethyl acrylate	50 ug/mL
							Methyl methacrylate	100 ug/mL
							Acetonitrile	500 ug/mL
							Diisopropyl ether	50 ug/mL
							Ethyl tert-butyl ether	50 ug/mL
							Propionitrile	500 ug/mL
							Tert-amyl methyl ether	50 ug/mL
.VMRA9_00029	05/07/20	11/07/19	MEOH, Lot +2210000002304 46J+	50 mL	VM569727_00004	1 mL	Cyclohexanone	500 ug/mL
					vm570806_00004	2 mL	Pentachloroethane	100 ug/mL
					vm570807_00004	2 mL	2-Methylnaphthalene	100 ug/mL
					VM570808_00005	1 mL	1,2,3-Trimethylbenzene	50 ug/mL
							2-Nitropropane	100 ug/mL
							Methacrylonitrile	500 ug/mL
							n-Butanol	1250 ug/mL
					VM570809_00006	1 mL	Ethyl acetate	100 ug/mL

Lab Name: Eurofins TestAmerica, Canton Job No.: 240-124062-1

SDG No.:

Reagent ID	Exp Date	Prep Date	Dilutant Used	Reagent Final Volume	Parent Reagent		Analyte	Concentration
					Reagent ID	Volume Added		
							Ethyl acrylate	50 ug/mL
							Methyl methacrylate	100 ug/mL
					VM571993_00003	1 mL	Acetonitrile	500 ug/mL
							Diisopropyl ether	50 ug/mL
							Ethyl tert-butyl ether	50 ug/mL
							Propionitrile	500 ug/mL
							Tert-amyl methyl ether	50 ug/mL
..VM569727_00004	01/31/22		RESTEK, Lot A0145193		(Purchased Reagent)		Cyclohexanone	25000 ug/mL
..vm570806_00004	04/30/22		Restek, Lot A0126447		(Purchased Reagent)		Pentachloroethane	2500 ug/mL
..vm570807_00004	02/28/22		Restek, Lot A0125050		(Purchased Reagent)		2-Methylnaphthalene	2500 ug/mL
..VM570808_00005	07/31/20		Restek, Lot A0145375		(Purchased Reagent)		1,2,3-Trimethylbenzene	2500 ug/mL
							2-Nitropropane	5000 ug/mL
							Methacrylonitrile	25000 ug/mL
							n-Butanol	62500 ug/mL
..VM570809_00006	05/31/20		Restek, Lot A0143198		(Purchased Reagent)		Ethyl acetate	5000 ug/mL
							Ethyl acrylate	2500 ug/mL
							Methyl methacrylate	5000 ug/mL
..VM571993_00003	07/31/20		restek, Lot A0139911		(Purchased Reagent)		Acetonitrile	25000 ug/mL
							Diisopropyl ether	2500 ug/mL
							Ethyl tert-butyl ether	2500 ug/mL
							Propionitrile	25000 ug/mL
							Tert-amyl methyl ether	2500 ug/mL
VMRGAS_00296	06/16/19	06/09/19	MEOH, Lot 0000198123	10 mL	vm569722_00012	0.2 mL	Bromomethane	50 ug/mL
							Butadiene	50 ug/mL
							Chloroethane	50 ug/mL
							Chloromethane	50 ug/mL
							Dichlorodifluoromethane	50 ug/mL
							Dichlorofluoromethane	50 ug/mL
							Trichlorofluoromethane	50 ug/mL
							Vinyl chloride	50 ug/mL
.vm569722_00012	11/30/21		Restek, Lot A0143158		(Purchased Reagent)		Bromomethane	2500 ug/mL
							Butadiene	2500 ug/mL
							Chloroethane	2500 ug/mL
							Chloromethane	2500 ug/mL
							Dichlorodifluoromethane	2500 ug/mL
							Dichlorofluoromethane	2500 ug/mL
							Trichlorofluoromethane	2500 ug/mL
							Vinyl chloride	2500 ug/mL
VMRGAS_00314	11/07/19	10/31/19	MEOH, Lot 0000230446	10 mL	vm569722_00013	0.2 mL	Bromomethane	50 ug/mL
							Butadiene	50 ug/mL
							Chloroethane	50 ug/mL
							Chloromethane	50 ug/mL
							Dichlorodifluoromethane	50 ug/mL
							Dichlorofluoromethane	50 ug/mL
							Trichlorofluoromethane	50 ug/mL
							Vinyl chloride	50 ug/mL
.vm569722_00013	11/30/21		Restek, Lot A0143158		(Purchased Reagent)		Bromomethane	2500 ug/mL

Lab Name: Eurofins TestAmerica, Canton Job No.: 240-124062-1

SDG No.:

Reagent ID	Exp Date	Prep Date	Dilutant Used	Reagent Final Volume	Parent Reagent		Analyte	Concentration
					Reagent ID	Volume Added		
							Butadiene	2500 ug/mL
							Chloroethane	2500 ug/mL
							Chloromethane	2500 ug/mL
							Dichlorodifluoromethane	2500 ug/mL
							Dichlorofluoromethane	2500 ug/mL
							Trichlorofluoromethane	2500 ug/mL
							Vinyl chloride	2500 ug/mL
VMRGAS_00321	01/02/20	12/26/19	MEOH, Lot 0000230446	10 mL	vm569722_00013	0.2 mL	Bromomethane	50 ug/mL
							Chloroethane	50 ug/mL
							Chloromethane	50 ug/mL
							Dichlorodifluoromethane	50 ug/mL
							Trichlorofluoromethane	50 ug/mL
							Vinyl chloride	50 ug/mL
.vm569722_00013	11/30/21		Restek, Lot A0143158		(Purchased Reagent)		Bromomethane	2500 ug/mL
							Chloroethane	2500 ug/mL
							Chloromethane	2500 ug/mL
							Dichlorodifluoromethane	2500 ug/mL
							Trichlorofluoromethane	2500 ug/mL
							Vinyl chloride	2500 ug/mL
VMRPRIMW_00338	06/13/19	06/06/19	MEOH, Lot NA	5 mL	VMRPRIM_00036	5 mL	2-Butanone (MEK)	100 ug/mL
							2-Hexanone	100 ug/mL
							4-Methyl-2-pentanone (MIBK)	100 ug/mL
							Acetone	100 ug/mL
							2-Chloroethyl vinyl ether	100 ug/mL
							Vinyl acetate	50 ug/mL
							1,1,1,2-Tetrachloroethane	50 ug/mL
							1,1,1-Trichloroethane	50 ug/mL
							1,1,2,2-Tetrachloroethane	50 ug/mL
							1,1,2-Trichloro-1,2,2-trifluoroethane	50 ug/mL
							1,1,2-Trichloroethane	50 ug/mL
							1,1-Dichloroethane	50 ug/mL
							1,1-Dichloroethene	50 ug/mL
							1,1-Dichloropropene	50 ug/mL
							1,2,3-Trichlorobenzene	50 ug/mL
							1,2,3-Trichloropropane	50 ug/mL
							1,2,4-Trichlorobenzene	50 ug/mL
							1,2,4-Trimethylbenzene	50 ug/mL
							1,2-Dibromo-3-Chloropropane	50 ug/mL
							1,2-Dibromoethane	50 ug/mL
							1,2-Dichlorobenzene	50 ug/mL
							1,2-Dichloroethane	50 ug/mL
							1,2-Dichloropropane	50 ug/mL
							1,3,5-Trimethylbenzene	50 ug/mL
							1,3-Dichlorobenzene	50 ug/mL
							1,3-Dichloropropane	50 ug/mL
							1,4-Dichlorobenzene	50 ug/mL

REAGENT TRACEABILITY SUMMARY

Lab Name: Eurofins TestAmerica, Canton Job No.: 240-124062-1

SDG No.:

Reagent ID	Exp Date	Prep Date	Dilutant Used	Reagent Final Volume	Parent Reagent		Analyte	Concentration
					Reagent ID	Volume Added		
							1,4-Dioxane	1000 ug/mL
							2,2-Dichloropropane	50 ug/mL
							2-Chlorotoluene	50 ug/mL
							3-Chloro-1-propene	50 ug/mL
							4-Chlorotoluene	50 ug/mL
							4-Isopropyltoluene	50 ug/mL
							Acrylonitrile	500 ug/mL
							Benzene	50 ug/mL
							Bromobenzene	50 ug/mL
							Bromochloromethane	50 ug/mL
							Bromodichloromethane	50 ug/mL
							Bromoform	50 ug/mL
							Carbon disulfide	50 ug/mL
							Carbon tetrachloride	50 ug/mL
							Chlorobenzene	50 ug/mL
							Chlorodibromomethane	50 ug/mL
							Chloroform	50 ug/mL
							cis-1,2-Dichloroethene	50 ug/mL
							cis-1,3-Dichloropropene	50 ug/mL
							Cyclohexane	50 ug/mL
							Dibromomethane	50 ug/mL
							Ethyl ether	50 ug/mL
							Ethyl methacrylate	50 ug/mL
							Ethylbenzene	50 ug/mL
							Hexachlorobutadiene	50 ug/mL
							Hexane	50 ug/mL
							Iodomethane	50 ug/mL
							Isobutyl alcohol	1250 ug/mL
							Isopropylbenzene	50 ug/mL
							m-Xylene & p-Xylene	50 ug/mL
							Methyl acetate	100 ug/mL
							Methyl tert-butyl ether	50 ug/mL
							Methylcyclohexane	50 ug/mL
							Methylene Chloride	50 ug/mL
							n-Butylbenzene	50 ug/mL
							n-Heptane	50 ug/mL
							N-Propylbenzene	50 ug/mL
							Naphthalene	50 ug/mL
							o-Xylene	50 ug/mL
							sec-Butylbenzene	50 ug/mL
							Styrene	50 ug/mL
							tert-Butyl alcohol	500 ug/mL
							tert-Butylbenzene	50 ug/mL
							Tetrachloroethene	50 ug/mL
							Tetrahydrofuran	100 ug/mL
							Toluene	50 ug/mL
							trans-1,2-Dichloroethene	50 ug/mL
							trans-1,3-Dichloropropene	50 ug/mL

Lab Name: Eurofins TestAmerica, Canton Job No.: 240-124062-1

SDG No.:

Reagent ID	Exp Date	Prep Date	Dilutant Used	Reagent Final Volume	Parent Reagent		Analyte	Concentration
					Reagent ID	Volume Added		
							trans-1,4-Dichloro-2-butene	50 ug/mL
							Trichloroethene	50 ug/mL
.VMRPRIM_00036	06/30/19	05/09/19	MEOH, Lot 0000198123	50 mL	VM569721_00005	0.4 mL	2-Butanone (MEK)	100 ug/mL
							2-Hexanone	100 ug/mL
							4-Methyl-2-pentanone (MIBK)	100 ug/mL
							Acetone	100 ug/mL
					VM569723_00007	2 mL	2-Chloroethyl vinyl ether	100 ug/mL
					VM569724_00018	0.5 mL	Vinyl acetate	50 ug/mL
					VM571992_00002	1 mL	1,1,1,2-Tetrachloroethane	50 ug/mL
							1,1,1-Trichloroethane	50 ug/mL
							1,1,2,2-Tetrachloroethane	50 ug/mL
							1,1,2-Trichloro-1,2,2-trifluoroethane	50 ug/mL
							1,1,2-Trichloroethane	50 ug/mL
							1,1-Dichloroethane	50 ug/mL
							1,1-Dichloroethene	50 ug/mL
							1,1-Dichloropropene	50 ug/mL
							1,2,3-Trichlorobenzene	50 ug/mL
							1,2,3-Trichloropropane	50 ug/mL
							1,2,4-Trichlorobenzene	50 ug/mL
							1,2,4-Trimethylbenzene	50 ug/mL
							1,2-Dibromo-3-Chloropropane	50 ug/mL
							1,2-Dibromoethane	50 ug/mL
							1,2-Dichlorobenzene	50 ug/mL
							1,2-Dichloroethane	50 ug/mL
							1,2-Dichloropropane	50 ug/mL
							1,3,5-Trimethylbenzene	50 ug/mL
							1,3-Dichlorobenzene	50 ug/mL
							1,3-Dichloropropane	50 ug/mL
							1,4-Dichlorobenzene	50 ug/mL
							1,4-Dioxane	1000 ug/mL
							2,2-Dichloropropane	50 ug/mL
							2-Chlorotoluene	50 ug/mL
							3-Chloro-1-propene	50 ug/mL
							4-Chlorotoluene	50 ug/mL
							4-Isopropyltoluene	50 ug/mL
							Acrylonitrile	500 ug/mL
							Benzene	50 ug/mL
							Bromobenzene	50 ug/mL
							Bromochloromethane	50 ug/mL
							Bromodichloromethane	50 ug/mL
							Bromoform	50 ug/mL
							Carbon disulfide	50 ug/mL
							Carbon tetrachloride	50 ug/mL
							Chlorobenzene	50 ug/mL
							Chlorodibromomethane	50 ug/mL
							Chloroform	50 ug/mL
							cis-1,2-Dichloroethene	50 ug/mL

REAGENT TRACEABILITY SUMMARY

Lab Name: Eurofins TestAmerica, Canton Job No.: 240-124062-1

SDG No.:

Reagent ID	Exp Date	Prep Date	Dilutant Used	Reagent Final Volume	Parent Reagent		Analyte	Concentration
					Reagent ID	Volume Added		
							cis-1,3-Dichloropropene	50 ug/mL
							Cyclohexane	50 ug/mL
							Dibromomethane	50 ug/mL
							Ethyl ether	50 ug/mL
							Ethyl methacrylate	50 ug/mL
							Ethylbenzene	50 ug/mL
							Hexachlorobutadiene	50 ug/mL
							Hexane	50 ug/mL
							Iodomethane	50 ug/mL
							Isobutyl alcohol	1250 ug/mL
							Isopropylbenzene	50 ug/mL
							m-Xylene & p-Xylene	50 ug/mL
							Methyl acetate	100 ug/mL
							Methyl tert-butyl ether	50 ug/mL
							Methylcyclohexane	50 ug/mL
							Methylene Chloride	50 ug/mL
							n-Butylbenzene	50 ug/mL
							n-Heptane	50 ug/mL
							N-Propylbenzene	50 ug/mL
							Naphthalene	50 ug/mL
							o-Xylene	50 ug/mL
							sec-Butylbenzene	50 ug/mL
							Styrene	50 ug/mL
							tert-Butyl alcohol	500 ug/mL
							tert-Butylbenzene	50 ug/mL
							Tetrachloroethene	50 ug/mL
							Tetrahydrofuran	100 ug/mL
							Toluene	50 ug/mL
							trans-1,2-Dichloroethene	50 ug/mL
							trans-1,3-Dichloropropene	50 ug/mL
							trans-1,4-Dichloro-2-butene	50 ug/mL
							Trichloroethene	50 ug/mL
..VM569721_00005	04/30/21		Restek, Lot A0137509		(Purchased Reagent)		2-Butanone (MEK)	12500 ug/mL
							2-Hexanone	12500 ug/mL
							4-Methyl-2-pentanone (MIBK)	12500 ug/mL
							Acetone	12500 ug/mL
..VM569723_00007	12/31/20		restek, Lot A0133302		(Purchased Reagent)		2-Chloroethyl vinyl ether	2500 ug/mL
..VM569724_00018	07/31/19		Restek, Lot A0144661		(Purchased Reagent)		Vinyl acetate	5000 ug/mL
..VM571992_00002	06/30/19		Restek, Lot A0123711		(Purchased Reagent)		1,1,1,2-Tetrachloroethane	2500 ug/mL
							1,1,1-Trichloroethane	2500 ug/mL
							1,1,2,2-Tetrachloroethane	2500 ug/mL
							1,1,2-Trichloro-1,2,2-trifluoroethane	2500 ug/mL
							1,1,2-Trichloroethane	2500 ug/mL
							1,1-Dichloroethane	2500 ug/mL
							1,1-Dichloroethene	2500 ug/mL
							1,1-Dichloropropene	2500 ug/mL
							1,2,3-Trichlorobenzene	2500 ug/mL

REAGENT TRACEABILITY SUMMARY

Lab Name: Eurofins TestAmerica, Canton Job No.: 240-124062-1

SDG No.:

Reagent ID	Exp Date	Prep Date	Dilutant Used	Reagent Final Volume	Parent Reagent		Analyte	Concentration
					Reagent ID	Volume Added		
							1,2,3-Trichloropropane	2500 ug/mL
							1,2,4-Trichlorobenzene	2500 ug/mL
							1,2,4-Trimethylbenzene	2500 ug/mL
							1,2-Dibromo-3-Chloropropane	2500 ug/mL
							1,2-Dibromoethane	2500 ug/mL
							1,2-Dichlorobenzene	2500 ug/mL
							1,2-Dichloroethane	2500 ug/mL
							1,2-Dichloropropane	2500 ug/mL
							1,3,5-Trimethylbenzene	2500 ug/mL
							1,3-Dichlorobenzene	2500 ug/mL
							1,3-Dichloropropane	2500 ug/mL
							1,4-Dichlorobenzene	2500 ug/mL
							1,4-Dioxane	50000 ug/mL
							2,2-Dichloropropane	2500 ug/mL
							2-Chlorotoluene	2500 ug/mL
							3-Chloro-1-propene	2500 ug/mL
							4-Chlorotoluene	2500 ug/mL
							4-Isopropyltoluene	2500 ug/mL
							Acrylonitrile	25000 ug/mL
							Benzene	2500 ug/mL
							Bromobenzene	2500 ug/mL
							Bromochloromethane	2500 ug/mL
							Bromodichloromethane	2500 ug/mL
							Bromoform	2500 ug/mL
							Carbon disulfide	2500 ug/mL
							Carbon tetrachloride	2500 ug/mL
							Chlorobenzene	2500 ug/mL
							Chlorodibromomethane	2500 ug/mL
							Chloroform	2500 ug/mL
							cis-1,2-Dichloroethene	2500 ug/mL
							cis-1,3-Dichloropropene	2500 ug/mL
							Cyclohexane	2500 ug/mL
							Dibromomethane	2500 ug/mL
							Ethyl ether	2500 ug/mL
							Ethyl methacrylate	2500 ug/mL
							Ethylbenzene	2500 ug/mL
							Hexachlorobutadiene	2500 ug/mL
							Hexane	2500 ug/mL
							Iodomethane	2500 ug/mL
							Isobutyl alcohol	62500 ug/mL
							Isopropylbenzene	2500 ug/mL
							m-Xylene & p-Xylene	2500 ug/mL
							Methyl acetate	5000 ug/mL
							Methyl tert-butyl ether	2500 ug/mL
							Methylcyclohexane	2500 ug/mL
							Methylene Chloride	2500 ug/mL
							n-Butylbenzene	2500 ug/mL
							n-Heptane	2500 ug/mL

Lab Name: Eurofins TestAmerica, Canton Job No.: 240-124062-1

SDG No.:

Reagent ID	Exp Date	Prep Date	Dilutant Used	Reagent Final Volume	Parent Reagent		Analyte	Concentration
					Reagent ID	Volume Added		
							N-Propylbenzene	2500 ug/mL
							Naphthalene	2500 ug/mL
							o-Xylene	2500 ug/mL
							sec-Butylbenzene	2500 ug/mL
							Styrene	2500 ug/mL
							tert-Butyl alcohol	25000 ug/mL
							tert-Butylbenzene	2500 ug/mL
							Tetrachloroethene	2500 ug/mL
							Tetrahydrofuran	5000 ug/mL
							Toluene	2500 ug/mL
							trans-1,2-Dichloroethene	2500 ug/mL
							trans-1,3-Dichloropropene	2500 ug/mL
							trans-1,4-Dichloro-2-butene	2500 ug/mL
							Trichloroethene	2500 ug/mL
VMRPRIMW_00359	11/08/19	11/01/19	MEOH, Lot NA	5 mL	VMRPRIM_00041	5 mL	2-Butanone (MEK)	100 ug/mL
							2-Hexanone	100 ug/mL
							4-Methyl-2-pentanone (MIBK)	100 ug/mL
							Acetone	100 ug/mL
							2-Chloroethyl vinyl ether	100 ug/mL
							Vinyl acetate	50 ug/mL
							1,1,1,2-Tetrachloroethane	50 ug/mL
							1,1,1-Trichloroethane	50 ug/mL
							1,1,2,2-Tetrachloroethane	50 ug/mL
							1,1,2-Trichloro-1,2,2-trifluoroethane	50 ug/mL
							1,1,2-Trichloroethane	50 ug/mL
							1,1-Dichloroethane	50 ug/mL
							1,1-Dichloroethene	50 ug/mL
							1,1-Dichloropropene	50 ug/mL
							1,2,3-Trichlorobenzene	50 ug/mL
							1,2,3-Trichloropropane	50 ug/mL
							1,2,4-Trichlorobenzene	50 ug/mL
							1,2,4-Trimethylbenzene	50 ug/mL
							1,2-Dibromo-3-Chloropropane	50 ug/mL
							1,2-Dibromoethane	50 ug/mL
							1,2-Dichlorobenzene	50 ug/mL
							1,2-Dichloroethane	50 ug/mL
							1,2-Dichloropropane	50 ug/mL
							1,3,5-Trimethylbenzene	50 ug/mL
							1,3-Dichlorobenzene	50 ug/mL
							1,3-Dichloropropane	50 ug/mL
							1,4-Dichlorobenzene	50 ug/mL
							1,4-Dioxane	1000 ug/mL
							2,2-Dichloropropane	50 ug/mL
							2-Chlorotoluene	50 ug/mL
							3-Chloro-1-propene	50 ug/mL
							4-Chlorotoluene	50 ug/mL
							4-Isopropyltoluene	50 ug/mL

REAGENT TRACEABILITY SUMMARY

Lab Name: Eurofins TestAmerica, Canton Job No.: 240-124062-1

SDG No.:

Reagent ID	Exp Date	Prep Date	Dilutant Used	Reagent Final Volume	Parent Reagent		Analyte	Concentration
					Reagent ID	Volume Added		
							Acrylonitrile	500 ug/mL
							Benzene	50 ug/mL
							Bromobenzene	50 ug/mL
							Bromochloromethane	50 ug/mL
							Bromodichloromethane	50 ug/mL
							Bromoform	50 ug/mL
							Carbon disulfide	50 ug/mL
							Carbon tetrachloride	50 ug/mL
							Chlorobenzene	50 ug/mL
							Chlorodibromomethane	50 ug/mL
							Chloroform	50 ug/mL
							cis-1,2-Dichloroethene	50 ug/mL
							cis-1,3-Dichloropropene	50 ug/mL
							Cyclohexane	50 ug/mL
							Dibromomethane	50 ug/mL
							Ethyl ether	50 ug/mL
							Ethyl methacrylate	50 ug/mL
							Ethylbenzene	50 ug/mL
							Hexachlorobutadiene	50 ug/mL
							Hexane	50 ug/mL
							Iodomethane	50 ug/mL
							Isobutyl alcohol	1250 ug/mL
							Isopropylbenzene	50 ug/mL
							m-Xylene & p-Xylene	50 ug/mL
							Methyl acetate	100 ug/mL
							Methyl tert-butyl ether	50 ug/mL
							Methylcyclohexane	50 ug/mL
							Methylene Chloride	50 ug/mL
							n-Butylbenzene	50 ug/mL
							n-Heptane	50 ug/mL
							N-Propylbenzene	50 ug/mL
							Naphthalene	50 ug/mL
							o-Xylene	50 ug/mL
							sec-Butylbenzene	50 ug/mL
							Styrene	50 ug/mL
							tert-Butyl alcohol	500 ug/mL
							tert-Butylbenzene	50 ug/mL
							Tetrachloroethene	50 ug/mL
							Tetrahydrofuran	100 ug/mL
							Toluene	50 ug/mL
							trans-1,2-Dichloroethene	50 ug/mL
							trans-1,3-Dichloropropene	50 ug/mL
							trans-1,4-Dichloro-2-butene	50 ug/mL
							Trichloroethene	50 ug/mL
.VMRPRIM_00041	12/30/19	09/30/19	MEOH, Lot 0000230446	50 mL	VM569721_00006	0.4 mL	2-Butanone (MEK)	100 ug/mL
							2-Hexanone	100 ug/mL
							4-Methyl-2-pentanone (MIBK)	100 ug/mL
							Acetone	100 ug/mL

REAGENT TRACEABILITY SUMMARY

Lab Name: Eurofins TestAmerica, Canton Job No.: 240-124062-1

SDG No.:

Reagent ID	Exp Date	Prep Date	Dilutant Used	Reagent Final Volume	Parent Reagent		Analyte	Concentration
					Reagent ID	Volume Added		
					VM569723_00008	2 mL	2-Chloroethyl vinyl ether	100 ug/mL
					VM569724_00021	0.5 mL	Vinyl acetate	50 ug/mL
					VM571992_00003	1 mL	1,1,1,2-Tetrachloroethane	50 ug/mL
							1,1,1-Trichloroethane	50 ug/mL
							1,1,2,2-Tetrachloroethane	50 ug/mL
							1,1,2-Trichloro-1,2,2-trifluoroethane	50 ug/mL
							1,1,2-Trichloroethane	50 ug/mL
							1,1-Dichloroethane	50 ug/mL
							1,1-Dichloroethene	50 ug/mL
							1,1-Dichloropropene	50 ug/mL
							1,2,3-Trichlorobenzene	50 ug/mL
							1,2,3-Trichloropropane	50 ug/mL
							1,2,4-Trichlorobenzene	50 ug/mL
							1,2,4-Trimethylbenzene	50 ug/mL
							1,2-Dibromo-3-Chloropropane	50 ug/mL
							1,2-Dibromoethane	50 ug/mL
							1,2-Dichlorobenzene	50 ug/mL
							1,2-Dichloroethane	50 ug/mL
							1,2-Dichloropropane	50 ug/mL
							1,3,5-Trimethylbenzene	50 ug/mL
							1,3-Dichlorobenzene	50 ug/mL
							1,3-Dichloropropane	50 ug/mL
							1,4-Dichlorobenzene	50 ug/mL
							1,4-Dioxane	1000 ug/mL
							2,2-Dichloropropane	50 ug/mL
							2-Chlorotoluene	50 ug/mL
							3-Chloro-1-propene	50 ug/mL
							4-Chlorotoluene	50 ug/mL
							4-Isopropyltoluene	50 ug/mL
							Acrylonitrile	500 ug/mL
							Benzene	50 ug/mL
							Bromobenzene	50 ug/mL
							Bromochloromethane	50 ug/mL
							Bromodichloromethane	50 ug/mL
							Bromoform	50 ug/mL
							Carbon disulfide	50 ug/mL
							Carbon tetrachloride	50 ug/mL
							Chlorobenzene	50 ug/mL
							Chlorodibromomethane	50 ug/mL
							Chloroform	50 ug/mL
							cis-1,2-Dichloroethene	50 ug/mL
							cis-1,3-Dichloropropene	50 ug/mL
							Cyclohexane	50 ug/mL
							Dibromomethane	50 ug/mL
							Ethyl ether	50 ug/mL
							Ethyl methacrylate	50 ug/mL
							Ethylbenzene	50 ug/mL

REAGENT TRACEABILITY SUMMARY

Lab Name: Eurofins TestAmerica, Canton Job No.: 240-124062-1

SDG No.:

Reagent ID	Exp Date	Prep Date	Dilutant Used	Reagent Final Volume	Parent Reagent		Analyte	Concentration
					Reagent ID	Volume Added		
							Hexachlorobutadiene	50 ug/mL
							Hexane	50 ug/mL
							Iodomethane	50 ug/mL
							Isobutyl alcohol	1250 ug/mL
							Isopropylbenzene	50 ug/mL
							m-Xylene & p-Xylene	50 ug/mL
							Methyl acetate	100 ug/mL
							Methyl tert-butyl ether	50 ug/mL
							Methylcyclohexane	50 ug/mL
							Methylene Chloride	50 ug/mL
							n-Butylbenzene	50 ug/mL
							n-Heptane	50 ug/mL
							N-Propylbenzene	50 ug/mL
							Naphthalene	50 ug/mL
							o-Xylene	50 ug/mL
							sec-Butylbenzene	50 ug/mL
							Styrene	50 ug/mL
							tert-Butyl alcohol	500 ug/mL
							tert-Butylbenzene	50 ug/mL
							Tetrachloroethene	50 ug/mL
							Tetrahydrofuran	100 ug/mL
							Toluene	50 ug/mL
							trans-1,2-Dichloroethene	50 ug/mL
							trans-1,3-Dichloropropene	50 ug/mL
							trans-1,4-Dichloro-2-butene	50 ug/mL
							Trichloroethene	50 ug/mL
..VM569721_00006	04/30/21		Restek, Lot A0137509		(Purchased Reagent)		2-Butanone (MEK)	12500 ug/mL
							2-Hexanone	12500 ug/mL
							4-Methyl-2-pentanone (MIBK)	12500 ug/mL
							Acetone	12500 ug/mL
..VM569723_00008	02/28/22		restek, Lot A0146250		(Purchased Reagent)		2-Chloroethyl vinyl ether	2500 ug/mL
..VM569724_00021	01/31/20		Restek, Lot A0150515		(Purchased Reagent)		Vinyl acetate	5000 ug/mL
..VM571992_00003	06/30/21		Restek, Lot A0143774		(Purchased Reagent)		1,1,1,2-Tetrachloroethane	2500 ug/mL
							1,1,1-Trichloroethane	2500 ug/mL
							1,1,2,2-Tetrachloroethane	2500 ug/mL
							1,1,2-Trichloro-1,2,2-trifluoroethane	2500 ug/mL
							1,1,2-Trichloroethane	2500 ug/mL
							1,1-Dichloroethane	2500 ug/mL
							1,1-Dichloroethene	2500 ug/mL
							1,1-Dichloropropene	2500 ug/mL
							1,2,3-Trichlorobenzene	2500 ug/mL
							1,2,3-Trichloropropane	2500 ug/mL
							1,2,4-Trichlorobenzene	2500 ug/mL
							1,2,4-Trimethylbenzene	2500 ug/mL
							1,2-Dibromo-3-Chloropropane	2500 ug/mL
							1,2-Dibromoethane	2500 ug/mL
							1,2-Dichlorobenzene	2500 ug/mL

REAGENT TRACEABILITY SUMMARY

Lab Name: Eurofins TestAmerica, Canton Job No.: 240-124062-1

SDG No.:

Reagent ID	Exp Date	Prep Date	Dilutant Used	Reagent Final Volume	Parent Reagent		Analyte	Concentration
					Reagent ID	Volume Added		
							1,2-Dichloroethane	2500 ug/mL
							1,2-Dichloropropane	2500 ug/mL
							1,3,5-Trimethylbenzene	2500 ug/mL
							1,3-Dichlorobenzene	2500 ug/mL
							1,3-Dichloropropane	2500 ug/mL
							1,4-Dichlorobenzene	2500 ug/mL
							1,4-Dioxane	50000 ug/mL
							2,2-Dichloropropane	2500 ug/mL
							2-Chlorotoluene	2500 ug/mL
							3-Chloro-1-propene	2500 ug/mL
							4-Chlorotoluene	2500 ug/mL
							4-Isopropyltoluene	2500 ug/mL
							Acrylonitrile	25000 ug/mL
							Benzene	2500 ug/mL
							Bromobenzene	2500 ug/mL
							Bromochloromethane	2500 ug/mL
							Bromodichloromethane	2500 ug/mL
							Bromoform	2500 ug/mL
							Carbon disulfide	2500 ug/mL
							Carbon tetrachloride	2500 ug/mL
							Chlorobenzene	2500 ug/mL
							Chlorodibromomethane	2500 ug/mL
							Chloroform	2500 ug/mL
							cis-1,2-Dichloroethene	2500 ug/mL
							cis-1,3-Dichloropropene	2500 ug/mL
							Cyclohexane	2500 ug/mL
							Dibromomethane	2500 ug/mL
							Ethyl ether	2500 ug/mL
							Ethyl methacrylate	2500 ug/mL
							Ethylbenzene	2500 ug/mL
							Hexachlorobutadiene	2500 ug/mL
							Hexane	2500 ug/mL
							Iodomethane	2500 ug/mL
							Isobutyl alcohol	62500 ug/mL
							Isopropylbenzene	2500 ug/mL
							m-Xylene & p-Xylene	2500 ug/mL
							Methyl acetate	5000 ug/mL
							Methyl tert-butyl ether	2500 ug/mL
							Methylcyclohexane	2500 ug/mL
							Methylene Chloride	2500 ug/mL
							n-Butylbenzene	2500 ug/mL
							n-Heptane	2500 ug/mL
							N-Propylbenzene	2500 ug/mL
							Naphthalene	2500 ug/mL
							o-Xylene	2500 ug/mL
							sec-Butylbenzene	2500 ug/mL
							Styrene	2500 ug/mL
							tert-Butyl alcohol	25000 ug/mL

Lab Name: Eurofins TestAmerica, Canton Job No.: 240-124062-1

SDG No.:

Reagent ID	Exp Date	Prep Date	Dilutant Used	Reagent Final Volume	Parent Reagent		Analyte	Concentration
					Reagent ID	Volume Added		
							tert-Butylbenzene	2500 ug/mL
							Tetrachloroethene	2500 ug/mL
							Tetrahydrofuran	5000 ug/mL
							Toluene	2500 ug/mL
							trans-1,2-Dichloroethene	2500 ug/mL
							trans-1,3-Dichloropropene	2500 ug/mL
							trans-1,4-Dichloro-2-butene	2500 ug/mL
							Trichloroethene	2500 ug/mL
VMRPRIMW_00366	01/02/20	12/26/19	MEOH, Lot NA	5 mL	VMRPRIM_00042	5 mL	2-Butanone (MEK)	100 ug/mL
							2-Hexanone	100 ug/mL
							4-Methyl-2-pentanone (MIBK)	100 ug/mL
							Acetone	100 ug/mL
							2-Chloroethyl vinyl ether	100 ug/mL
							Vinyl acetate	50 ug/mL
							1,1,1,2-Tetrachloroethane	50 ug/mL
							1,1,1-Trichloroethane	50 ug/mL
							1,1,2,2-Tetrachloroethane	50 ug/mL
							1,1,2-Trichloro-1,2,2-trifluoroethane	50 ug/mL
							1,1-Dichloroethane	50 ug/mL
							1,1-Dichloroethene	50 ug/mL
							1,1-Dichloropropene	50 ug/mL
							1,2,3-Trichlorobenzene	50 ug/mL
							1,2,3-Trichloropropane	50 ug/mL
							1,2,4-Trichlorobenzene	50 ug/mL
							1,2,4-Trimethylbenzene	50 ug/mL
							1,2-Dibromo-3-Chloropropane	50 ug/mL
							1,2-Dibromoethane	50 ug/mL
							1,2-Dichlorobenzene	50 ug/mL
							1,2-Dichloroethane	50 ug/mL
							1,2-Dichloropropane	50 ug/mL
							1,3-Dichlorobenzene	50 ug/mL
							1,3-Dichloropropane	50 ug/mL
							1,4-Dichlorobenzene	50 ug/mL
							1,4-Dioxane	1000 ug/mL
							2,2-Dichloropropane	50 ug/mL
							2-Chlorotoluene	50 ug/mL
							4-Chlorotoluene	50 ug/mL
							4-Isopropyltoluene	50 ug/mL
							Acrylonitrile	500 ug/mL
							Benzene	50 ug/mL
							Bromobenzene	50 ug/mL
							Bromochloromethane	50 ug/mL
							Bromodichloromethane	50 ug/mL
							Bromoform	50 ug/mL
							Carbon disulfide	50 ug/mL
							Carbon tetrachloride	50 ug/mL
							Chlorobenzene	50 ug/mL

Lab Name: Eurofins TestAmerica, Canton Job No.: 240-124062-1

SDG No.:

Reagent ID	Exp Date	Prep Date	Dilutant Used	Reagent Final Volume	Parent Reagent		Analyte	Concentration
					Reagent ID	Volume Added		
							Chlorodibromomethane	50 ug/mL
							Chloroform	50 ug/mL
							cis-1,2-Dichloroethene	50 ug/mL
							cis-1,3-Dichloropropene	50 ug/mL
							Dibromomethane	50 ug/mL
							Ethylbenzene	50 ug/mL
							Hexachlorobutadiene	50 ug/mL
							Isobutyl alcohol	1250 ug/mL
							Isopropylbenzene	50 ug/mL
							m-Xylene & p-Xylene	50 ug/mL
							Methyl acetate	100 ug/mL
							Methyl tert-butyl ether	50 ug/mL
							Methylene Chloride	50 ug/mL
							n-Butylbenzene	50 ug/mL
							N-Propylbenzene	50 ug/mL
							Naphthalene	50 ug/mL
							o-Xylene	50 ug/mL
							sec-Butylbenzene	50 ug/mL
							Styrene	50 ug/mL
							tert-Butyl alcohol	500 ug/mL
							tert-Butylbenzene	50 ug/mL
							Tetrachloroethene	50 ug/mL
							Tetrahydrofuran	100 ug/mL
							Toluene	50 ug/mL
							Total BTEX	250 ug/mL
							trans-1,2-Dichloroethene	50 ug/mL
							trans-1,3-Dichloropropene	50 ug/mL
							Trichloroethene	50 ug/mL
							Trihalomethanes, Total	200 ug/mL
							Xylenes, Total	100 ug/mL
.VMRPRIM_00042	01/31/20	12/12/19	MEOH, Lot 0000230446	50 mL	VM569721_00006	0.4 mL	2-Butanone (MEK)	100 ug/mL
							2-Hexanone	100 ug/mL
							4-Methyl-2-pentanone (MIBK)	100 ug/mL
							Acetone	100 ug/mL
					VM569723_00008	2 mL	2-Chloroethyl vinyl ether	100 ug/mL
					VM569724_00021	0.5 mL	Vinyl acetate	50 ug/mL
					VM571992_00003	1 mL	1,1,1,2-Tetrachloroethane	50 ug/mL
							1,1,1-Trichloroethane	50 ug/mL
							1,1,2,2-Tetrachloroethane	50 ug/mL
							1,1,2-Trichloro-1,2,2-trifluoroethane	50 ug/mL
							1,1-Dichloroethane	50 ug/mL
							1,1-Dichloroethene	50 ug/mL
							1,1-Dichloropropene	50 ug/mL
							1,2,3-Trichlorobenzene	50 ug/mL
							1,2,3-Trichloropropane	50 ug/mL
							1,2,4-Trichlorobenzene	50 ug/mL
							1,2,4-Trimethylbenzene	50 ug/mL

REAGENT TRACEABILITY SUMMARY

Lab Name: Eurofins TestAmerica, Canton Job No.: 240-124062-1

SDG No.:

Reagent ID	Exp Date	Prep Date	Dilutant Used	Reagent Final Volume	Parent Reagent		Analyte	Concentration
					Reagent ID	Volume Added		
							1,2-Dibromo-3-Chloropropane	50 ug/mL
							1,2-Dibromoethane	50 ug/mL
							1,2-Dichlorobenzene	50 ug/mL
							1,2-Dichloroethane	50 ug/mL
							1,2-Dichloropropane	50 ug/mL
							1,3-Dichlorobenzene	50 ug/mL
							1,3-Dichloropropane	50 ug/mL
							1,4-Dichlorobenzene	50 ug/mL
							1,4-Dioxane	1000 ug/mL
							2,2-Dichloropropane	50 ug/mL
							2-Chlorotoluene	50 ug/mL
							4-Chlorotoluene	50 ug/mL
							4-Isopropyltoluene	50 ug/mL
							Acrylonitrile	500 ug/mL
							Benzene	50 ug/mL
							Bromobenzene	50 ug/mL
							Bromochloromethane	50 ug/mL
							Bromodichloromethane	50 ug/mL
							Bromoform	50 ug/mL
							Carbon disulfide	50 ug/mL
							Carbon tetrachloride	50 ug/mL
							Chlorobenzene	50 ug/mL
							Chlorodibromomethane	50 ug/mL
							Chloroform	50 ug/mL
							cis-1,2-Dichloroethene	50 ug/mL
							cis-1,3-Dichloropropene	50 ug/mL
							Dibromomethane	50 ug/mL
							Ethylbenzene	50 ug/mL
							Hexachlorobutadiene	50 ug/mL
							Isobutyl alcohol	1250 ug/mL
							Isopropylbenzene	50 ug/mL
							m-Xylene & p-Xylene	50 ug/mL
							Methyl acetate	100 ug/mL
							Methyl tert-butyl ether	50 ug/mL
							Methylene Chloride	50 ug/mL
							n-Butylbenzene	50 ug/mL
							N-Propylbenzene	50 ug/mL
							Naphthalene	50 ug/mL
							o-Xylene	50 ug/mL
							sec-Butylbenzene	50 ug/mL
							Styrene	50 ug/mL
							tert-Butyl alcohol	500 ug/mL
							tert-Butylbenzene	50 ug/mL
							Tetrachloroethene	50 ug/mL
							Tetrahydrofuran	100 ug/mL
							Toluene	50 ug/mL
							Total BTEX	250 ug/mL
							trans-1,2-Dichloroethene	50 ug/mL

REAGENT TRACEABILITY SUMMARY

Lab Name: Eurofins TestAmerica, Canton Job No.: 240-124062-1

SDG No.:

Reagent ID	Exp Date	Prep Date	Dilutant Used	Reagent Final Volume	Parent Reagent		Analyte	Concentration
					Reagent ID	Volume Added		
							trans-1,3-Dichloropropene	50 ug/mL
							Trichloroethene	50 ug/mL
							Trihalomethanes, Total	200 ug/mL
							Xylenes, Total	100 ug/mL
..VM569721_00006	04/30/21		Restek, Lot A0137509		(Purchased Reagent)		2-Butanone (MEK)	12500 ug/mL
							2-Hexanone	12500 ug/mL
							4-Methyl-2-pentanone (MIBK)	12500 ug/mL
							Acetone	12500 ug/mL
..VM569723_00008	02/28/22		restek, Lot A0146250		(Purchased Reagent)		2-Chloroethyl vinyl ether	2500 ug/mL
..VM569724_00021	01/31/20		Restek, Lot A0150515		(Purchased Reagent)		Vinyl acetate	5000 ug/mL
..VM571992_00003	06/30/21		Restek, Lot A0143774		(Purchased Reagent)		1,1,1,2-Tetrachloroethane	2500 ug/mL
							1,1,1-Trichloroethane	2500 ug/mL
							1,1,2,2-Tetrachloroethane	2500 ug/mL
							1,1,2-Trichloro-1,2,2-trifluoroethane	2500 ug/mL
							1,1-Dichloroethane	2500 ug/mL
							1,1-Dichloroethene	2500 ug/mL
							1,1-Dichloropropene	2500 ug/mL
							1,2,3-Trichlorobenzene	2500 ug/mL
							1,2,3-Trichloropropane	2500 ug/mL
							1,2,4-Trichlorobenzene	2500 ug/mL
							1,2,4-Trimethylbenzene	2500 ug/mL
							1,2-Dibromo-3-Chloropropane	2500 ug/mL
							1,2-Dibromoethane	2500 ug/mL
							1,2-Dichlorobenzene	2500 ug/mL
							1,2-Dichloroethane	2500 ug/mL
							1,2-Dichloropropane	2500 ug/mL
							1,3-Dichlorobenzene	2500 ug/mL
							1,3-Dichloropropane	2500 ug/mL
							1,4-Dichlorobenzene	2500 ug/mL
							1,4-Dioxane	50000 ug/mL
							2,2-Dichloropropane	2500 ug/mL
							2-Chlorotoluene	2500 ug/mL
							4-Chlorotoluene	2500 ug/mL
							4-Isopropyltoluene	2500 ug/mL
							Acrylonitrile	25000 ug/mL
							Benzene	2500 ug/mL
							Bromobenzene	2500 ug/mL
							Bromochloromethane	2500 ug/mL
							Bromodichloromethane	2500 ug/mL
							Bromoform	2500 ug/mL
							Carbon disulfide	2500 ug/mL
							Carbon tetrachloride	2500 ug/mL
							Chlorobenzene	2500 ug/mL
							Chlorodibromomethane	2500 ug/mL
							Chloroform	2500 ug/mL
							cis-1,2-Dichloroethene	2500 ug/mL
							cis-1,3-Dichloropropene	2500 ug/mL

REAGENT TRACEABILITY SUMMARY

Lab Name: Eurofins TestAmerica, Canton Job No.: 240-124062-1

SDG No.:

Reagent ID	Exp Date	Prep Date	Dilutant Used	Reagent Final Volume	Parent Reagent		Analyte	Concentration
					Reagent ID	Volume Added		
							Dibromomethane	2500 ug/mL
							Ethylbenzene	2500 ug/mL
							Hexachlorobutadiene	2500 ug/mL
							Isobutyl alcohol	62500 ug/mL
							Isopropylbenzene	2500 ug/mL
							m-Xylene & p-Xylene	2500 ug/mL
							Methyl acetate	5000 ug/mL
							Methyl tert-butyl ether	2500 ug/mL
							Methylene Chloride	2500 ug/mL
							n-Butylbenzene	2500 ug/mL
							N-Propylbenzene	2500 ug/mL
							Naphthalene	2500 ug/mL
							o-Xylene	2500 ug/mL
							sec-Butylbenzene	2500 ug/mL
							Styrene	2500 ug/mL
							tert-Butyl alcohol	25000 ug/mL
							tert-Butylbenzene	2500 ug/mL
							Tetrachloroethene	2500 ug/mL
							Tetrahydrofuran	5000 ug/mL
							Toluene	2500 ug/mL
							Total BTEX	12500 ug/mL
							trans-1,2-Dichloroethene	2500 ug/mL
							trans-1,3-Dichloropropene	2500 ug/mL
							Trichloroethene	2500 ug/mL
							Trihalomethanes, Total	10000 ug/mL
							Xylenes, Total	5000 ug/mL
VMUX8SS_00031	11/30/19	05/30/19	MEOH, Lot 0000198123	100 mL	VM567650_00030	8.66 mL	1,2-Dichloroethane-d4 (Surr)	216.5 ug/mL
							4-Bromofluorobenzene (Surr)	216.5 ug/mL
							Dibromofluoromethane (Surr)	216.5 ug/mL
							Toluene-d8 (Surr)	216.5 ug/mL
.VM567650_00030	01/31/22	Restek, Lot A0124069			(Purchased Reagent)		1,2-Dichloroethane-d4 (Surr)	2500 ug/mL
							4-Bromofluorobenzene (Surr)	2500 ug/mL
							Dibromofluoromethane (Surr)	2500 ug/mL
							Toluene-d8 (Surr)	2500 ug/mL
VMUX8SS_00032	06/01/20	12/01/19	MEOH, Lot 0000230446	100 mL	VM567650_00030	8.66 mL	1,2-Dichloroethane-d4 (Surr)	216.5 ug/mL
							4-Bromofluorobenzene (Surr)	216.5 ug/mL
							Dibromofluoromethane (Surr)	216.5 ug/mL
							Toluene-d8 (Surr)	216.5 ug/mL
.VM567650_00030	01/31/22	Restek, Lot A0124069			(Purchased Reagent)		1,2-Dichloroethane-d4 (Surr)	2500 ug/mL
							4-Bromofluorobenzene (Surr)	2500 ug/mL
							Dibromofluoromethane (Surr)	2500 ug/mL
							Toluene-d8 (Surr)	2500 ug/mL

REAGENT TRACEABILITY SUMMARY

Lab Name: Eurofins TestAmerica, Pittsburgh Job No.: 240-124062-1

SDG No.:

Reagent ID	Exp Date	Prep Date	Dilutant Used	Reagent Final Volume	Parent Reagent		Analyte	Concentration
					Reagent ID	Volume Added		
WFlashPSP_00180	05/03/20	JT Baker, Lot 0000210657			(Purchased Reagent)		Flashpoint	81 Degrees F

Reagent

B 10000PPM_00001

CERTIFICATE OF ANALYSIS

Rec'd 4-26-19 KL

Single-Element Aqueous CRM

Product #: G34-S4400-10M76

Boron (B) – 10,000 µg/mL

Lot #: 999843-1

Matrix: NH_4OH

Element	Certified Concentration & Uncertainty
B	10,020 ± 30 µg/mL (w/v)
	9843 ± 28 µg/g (w/w)

Intended Use: This solution is intended for use as a certified reference material (CRM) or calibration standard for inductively coupled plasma optical emission spectroscopy (ICP-OES), inductively coupled plasma mass spectrometry (ICP-MS), flame or furnace atomic absorption spectroscopy (AA or GFAA), and other techniques for elemental analysis.

Certification & Traceability: This CRM was manufactured, processed, and certified under a quality management system that is registered/accredited to **ISO 9001**, **ISO Guide 34**, and **ISO/IEC 17025**. This CRM was prepared to a nominal concentration of 10,000 µg/mL by gravimetric methods using 99.9995% pure boric acid (H_3BO_3) dissolved in high purity ammonium hydroxide (NH_4OH) and diluted with filtered (0.22 µm), 18 M-ohm deionized water. The balances used in the preparation of this CRM are calibrated regularly with traceability to NIST, using a calibration provider that is accredited to ISO/IEC 17025 by a mutually recognized accreditation body. All volumetric dilutions are performed in Class A calibrated glassware. The certified concentration and uncertainty were determined using the "High Performance ICP-OES" protocol developed by NIST, and both the certified concentration and uncertainty values are traceable to **NIST SRM 3107, lot #110830**. The uncertainty associated with the certified concentration represents the expanded uncertainty at the 95% confidence level using a coverage factor of k=2.

Indicative Values: ICP-MS was used to determine trace metal concentrations for this product (nd = not determined).

Trace Concentrations (µg/L)

Ag	<5	Co	<10	Ge	<5	Lu	<2	P	<1000	Sb	<5	Te	<10
Al	123	Cs	<5	Hf	<2	Mg	<50	Pb	<10	Sc	<50	Ti	<20
As	<20	Cr	<5	Hg	<5	Mn	<10	Pd	<5	Se	<20	Tl	<5
Au	<5	Cu	11	Ho	<2	Mo	<5	Pr	<2	Si	<1000	Tm	<2
B	MAJOR	Dy	<2	In	nd	Na	<250	Pt	<5	Sm	<2	V	<10
Ba	<10	Er	<2	Ir	3	Nb	<5	Rb	<5	Sn	<5	W	<5
Bi	<2	Eu	<2	K	<250	Nd	<2	Re	<2	Sr	<10	Y	<5
Ca	<250	Fe	<100	La	<5	Ni	<20	Rh	<5	Ta	<5	Yb	<2
Cd	<5	Ga	<5	Li	<20	Os	<5	Ru	<5	Tb	<5	Zn	<20
Ce	<2	Gd	<2										

Instructions for Use: We recommend that the solution be thoroughly mixed by repeated shaking or swirling of the bottle immediately prior to use. To achieve the highest accuracy, the analyst should: (1) use only pre-cleaned containers and transferware, (2) not pipette directly from the CRM's original container, (3) never pour used product back into the original container, (4) make dilutions using calibrated balances or certified class A volumetric flasks and pipettes, (5) use a minimum sub-sample size of 500 µL, and (6) dilute with the same matrix as the original CRM or other chemically suitable matrix. The solution should be kept tightly capped and stored under normal laboratory conditions. Do not freeze, heat, or immerse the bottle or its contents, and avoid exposure to direct sunlight or moisture.

Period of Validity: CPI International ensures the accuracy of this solution for **18 months** from the certification date shown below, provided the instructions for use are followed. During the period of validity, the purchaser will be notified if this product is recalled due to any significant changes in the stability of the solution.

Chuck Goudreau

Chuck Goudreau, Certifying Officer

April 25, 2019

Certification Date

CPI International waives all responsibility for any damages resulting from the usage and/or implementation of the products/data described herein.

USA
5580 Skylane Boulevard P: 707.525.5788
Santa Rosa, CA 95403 P: 800.878.7654
F: 707.545.7901

www.cpiinternational.com

Europe
Nieuwe Hemweg 7P P: +31 20 638 05 97
1013BG Amsterdam F: +31 20 420 28 36
The Netherlands

Health and Safety Information: Refer to the Safety Data Sheet (SDS).

Homogeneity: This solution was determined to be homogeneous by procedures consistent with the requirements of ISO Guide 34 and ISO Guide 35. Replicate samples of the finished solution were analyzed to confirm its homogeneity, in accordance with QSP 6-13 Assessment of Homogeneity and Stability. To ensure homogeneity, users should not take a smaller sub-sample than specified in the Instructions for Use, as doing so will invalidate the certified values and uncertainties.

Quality Manual Rev: No. 5, 03/01/2013

Further Information: Please contact CPI International for further information about this CRM.

Quality Certifications: This CRM was prepared under a quality management system that is registered/accredited to the following:

- ISO 9001 – Quality Management Systems – Requirements (TUV NORD Cert. No. 44 100 16560231)
- ISO/IEC 17025 – General Requirements for the Competence of Testing and Calibration Laboratories (A2LA Cert. No. 2848.01)
- ISO Guide 34 – General Requirements for the Competence of Reference Material Producers (A2LA Cert. No. 2848.02)
    - ISO Guide 34 references additional requirements specified in ISO Guide 31 and ISO Guide 35.

Reagent

ex1016/1260st_00015

RESTEK®
110 Benner Circle
Bellefonte, PA 16823-8812
Tel: (800)356-1688
Fax: (814)353-1309

www.restek.com

CERTIFIED REFERENCE MATERIAL

Certificate of Analysis

ACCREDITED
ISO 17034 Accredited
Reference Material Producer
Certificate #3222.01

ACCREDITED
ISO/IEC 17025 Accredited
Testing Laboratory
Certificate #3222.02

FOR LABORATORY USE ONLY-READ SDS PRIOR TO USE.

This Reference Material is intended for Laboratory Use Only as a standard for the qualitative and/or quantitative determination of the analyte(s) listed.

Catalog No. : 32039 **Lot No.:** A0140588

Description : Aroclor® 1016/1260 Mix

Aroclor® 1016/1260 Mix 1,000 µg/mL, Hexane, 1mL/ampul

Container Size : 2 mL **Pkg Amt:** > 1 mL

Expiration Date : November 30, 2024 **Storage:** 25°C nominal

Handling: This product contains PCBs.

CERTIFIED VALUES

Elution Order	Compound		Grav. Conc. (weight/volume)	Expanded Uncertainty (95% C.L.; K=2)		
1	Aroclor 1016		1,004.2 µg/mL	+/- 5.8520	µg/mL	Gravimetric
	CAS # 12674-11-2	(Lot 766071)		+/- 31.8195	µg/mL	Unstressed
	Purity ----%			+/- 41.5709	µg/mL	Stressed
2	Aroclor 1260		1,009.4 µg/mL	+/- 5.8823	µg/mL	Gravimetric
	CAS # 11096-82-5	(Lot 90823)		+/- 31.9842	µg/mL	Unstressed
	Purity ----%			+/- 41.7862	µg/mL	Stressed

Solvent: Hexane
CAS # 110-54-3
Purity 99%

Column:
30m x .25mm x .2um
Rtx-CLP II (cat.# 11323)

Carrier Gas:
helium-constant pressure 20 psi.

Temp. Program:
200°C to 300°C
@ 25°C/min. (hold 10 min.)

Inj. Temp:
250°C

Det. Temp:
300°C

Det. Type:
ECD

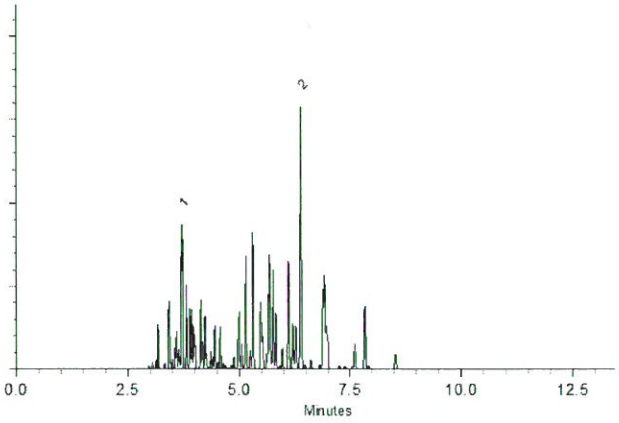

This chromatogram represents a general set of testing conditions chosen for product acceptance. For optimal results in your lab, conditions should be adjusted for your specific instrument, method, and application.

Cydnei L. Crust - Mix Technician

Date Mixed: 13-Aug-2018 **Balance:** 1128360905

Justine Albertson - Operations Tech-ARM QC

Date Passed: 16-Aug-2018

Manufactured under Restek's ISO 9001:2015 Registered Quality System Certificate #FM 80397

General Certified Reference Material Notes

Expiration Notes:

- Expiration date valid for unopened ampul stored in compliance with the recommended conditions.
- Uncertainty, concentration, and expiration of the CRM are based on the unopened product being stored according to the recommended condition found in the storage field.

Purity Notes:

- Purity and/or chemical identity are determined by one or more of the following techniques: GC/FID, HPLC, GC/μECD, GC/MS, LC/MS, RI, and/or melting point.
- Compounds with a listed purity of less than 99% have been weight corrected to compensate for impurities and/or salts. A correction factor is used to calculate the amount of compound necessary to achieve the desired concentration of the parent compound in solution.
- Purity of isomeric compounds is reported as the sum of the isomers.
- Purity values are rounded to the nearest whole number.

Certified Uncertainty Value Notes:

- The uncertainties are determined in accordance with ISO 17034 and Guide 35. The certified combined stressed uncertainty value (includes gravimetric uncertainty, homogeneity between-ampul uncertainty, storage stability uncertainty and shipping stability uncertainty and were combined using the following formula:

$$U_{combined\ stressed} = k\sqrt{U^2_{gravimetric} + U^2_{homogeneity} + U^2_{storage\ stability} + U^2_{shipping\ stability}}$$

k is a coverage factor of 2, which gives a level of confidence of approximately 95%.

- It is important to note that the shipping stability uncertainty was obtained under temperature extremes for specific time intervals; therefore, the certified combined stressed uncertainty value should only be applied to the product if it was stored at non-standard temperature conditions up to and including 7 days. Contact Restek Technical Service at www.restek.com/Contact-Us for use recommendations if your shipment was in-transit for more than 7 days at non-standard temperature conditions.
- Apply the certified combined unstressed uncertainty value if the product was received under standard shipping conditions. Apply the certified combined stressed uncertainty value if the product was received under non-standard conditions as specified below.

Label Conditions	Standard Conditions	Non-Standard Conditions
25°C Nominal (Room Temperature)	< 60°C	≥ 60°C up to 7 days
10°C or colder (Refrigerate)	< 40°C	≥ 40°C up to 7 days
0°C or colder (Freezer)	< 25°C	≥ 25°C up to 7 days

- Separate (not combined) uncertainty values for gravimetric uncertainty are also displayed on the certificate, if needed, separate homogeneity between-ampul uncertainty, storage stability uncertainty and shipping stability uncertainty values are available by contacting Restek Technical Service at www.restek.com/Contact-Us.
- The packaged amount is the minimum sample size for which uncertainty is valid. The ampules are over-filled to ensure that the minimum packaged amount can be sufficiently transferred.

Manufacturing Notes:

- Concentration is based upon gravimetric preparation using either a balance whose calibration has been verified daily using NIST traceable weights, and/or dilutions with Class A glassware.

Handling Notes:

- Stability of the unopened product, when stored in compliance with the recommended conditions, is guaranteed through the expiration displayed on the product label and certificate. Contact Restek for additional opened product stability information, with the knowledge/understanding that open product stability is subject to the specific handling and environmental conditions to which the product is exposed. For your convenience Restek supplies deactivated vials with most standards packed in 2mL ampules. Larger volume deactivated vials are available through Restek as a custom ordered item. Additionally, Restek sells DMDCS for the purpose of glassware deactivation as catalog number 31861, which includes complete instructions.
- If any undissolved material is visible inside the ampul, sonicate the unopened ampul until the material is completely dissolved.

Reagent

ex10PPMSPK_00048

LABORATORY STANDARDS DOCUMENTATION FORM
FOR TESTAMERICA LABORATORIES, INC.

Standard No. 4460504 ID: ex10PPMSPK_00048 Exp: 04/24/20 Prpd: BMB Crt: 10/24/19 Aroclor 1016/1260 Spike

Standard Name _____

Date Created 10-24-19

Extractionist Initials BB

Extractionist Comments Please confirm new Spike

♦ **Please return copy of chromatogram and recovery results** ♦

Date Analyzed 10/25/19

Passed? Yes ☒ No ☐

Returned copy of chromatogram and recovery page to Extractions? Yes ☒ No ☐

Analyst Initials CB

Analyst Comments _____

WI-NC-020A_101207

Preliminary Report

Eurofins TestAmerica, Canton

LCS, Lab Control Sample Report

Sample Path: \\chromna\Canton\ChromData\A2HP13\20191025-92423.b\P13102509.D
Lims ID: new spike
Inj. Date: 25-Oct-2019 08:56:36
Worklist ID: 240-0092423-009
Instrument: A2HP13
Method: PCB13 IS

Detector 1: GC ECD1A

Compound	Amount Added	Amount Recovered	%Rec	Limits 1 3540C
6 PCB-1016	1.00	0.9232	92.3	47-120
6 PCB-1016-1	1.00	0.9368	93.7	47-120
6 PCB-1016-2	1.00	1.00	99.8	47-120
6 PCB-1016-3	1.00	0.7349	73.5	47-120
6 PCB-1016-4	1.00	0.8939	89.4	47-120
6 PCB-1016-5	1.00	1.05	105.2	47-120
10 PCB-1260	1.00	0.9223	92.2	46-120
10 PCB-1260-1	1.00	0.9282	92.8	46-120
10 PCB-1260-2	1.00	0.9277	92.8	46-120
10 PCB-1260-3	1.00	0.8747	87.5	46-120
10 PCB-1260-4	1.00	0.9354	93.5	46-120
10 PCB-1260-5	1.00	0.9454	94.5	46-120

Detector 2: GC ecd2b

Compound	Amount Added	Amount Recovered	%Rec	Limits 1 3540C
6 PCB-1016	1.00	0.9396	94.0	47-120
6 PCB-1016-1	1.00	1.02	101.7	47-120
6 PCB-1016-2	1.00	0.9306	93.1	47-120
6 PCB-1016-3	1.00	0.9011	90.1	47-120
6 PCB-1016-4	1.00	0.9490	94.9	47-120
6 PCB-1016-5	1.00	0.9000	90.0	47-120
10 PCB-1260	1.00	0.8961	89.6	46-120
10 PCB-1260-1	1.00	0.8804	88.0	46-120
10 PCB-1260-2	1.00	0.8856	88.6	46-120
10 PCB-1260-3	1.00	0.8830	88.3	46-120
10 PCB-1260-4	1.00	0.9209	92.1	46-120
10 PCB-1260-5	1.00	0.9108	91.1	46-120

Samples for Limit Group: 1, Lims Prep Method: 3540C

240-120792-B-1-A	440-252879-B-3-A	440-252879-B-2-A
240-120759-B-114-A	240-120765-B-1-A	240-120765-B-2-A
240-120765-B-3-A	240-120765-B-4-A	240-120777-A-1-A
190-21303-A-1-D	190-21303-A-2-D	190-21303-A-3-D
190-21303-A-4-D	190-21303-A-5-D	240-120735-A-1-A
240-120817-D-1-A	240-120750-A-10-B	240-120750-A-9-B
240-120870-E-1-B	190-21312-A-1-D	

Reagent

ex2/.2SURRW_00132

LABORATORY STANDARDS DOCUMENTATION FORM
FOR TESTAMERICA LABORATORIES, INC.

Standard No. 4504009
ID: ex2/.2SURRW_00132
Exp: 05/15/20 Prpd: BMB Crt: 11/15/19
Standard Name Pest/PCB Surrogates

Date Created 11-15-19

Extractionist Initials BB

Extractionist Comments Please confirm new surrogate

♦ **Please return copy of chromatogram and recovery results** ♦

Date Analyzed 11/19/19

Passed? Yes ☑
No ☐

Returned copy of chromatogram and recovery page to Extractions? Yes ☑
No ☐

Analyst Initials BPM

Analyst Comments

WI-NC-020A_101207

Preliminary Report

Eurofins TestAmerica, Canton

Recovery Report

Data File:	\\chromna\Canton\ChromData\A2HP3\20191119-93319.b\P3011928.D				
Lims ID:	Surr Test				
Client ID:					
Sample Type:	Client				
Inject. Date:	19-Nov-2019 17:05:33	ALS Bottle#:	28	Worklist Smp#:	28
Injection Vol:	1.0 ul	Dil. Factor:	10.0000		
Sample Info:	240-0093319-028				
Operator ID:		Instrument ID:	A2HP3		
Method:	\\chromna\Canton\ChromData\A2HP3\20191119-93319.b\PEST3 IS.m				
Limit Group:	GC 608 PEST IS				
Last Update:	19-Nov-2019 17:17:36	Calib Date:	05-Nov-2019 14:07:59		
Integrator:	Falcon				
Quant Method:	Internal Standard	Quant By:	Initial Calibration		
Last ICal File:	\\chromna\Canton\ChromData\A2HP3\20191105-92826.b\P3110512.D				
Column 1 :	CLP-1 0.32mm ID (0.32 mm)		Det: GC ECD1A		
Column 2 :	CLP-2 0.32mm ID (0.32 mm)		Det: GC ecd2b		
Process Host:	CTX0304				

Surrogate Recovery, Detector: GC ECD1A

Compound	Amount Added	Amount Recovered	% Rec.
$ 1 Tetrachloro-m-xylene	200.0	18.5	92.34
$ 30 DCB Decachlorobiphenyl	200.0	21.2	105.92

Surrogate Recovery, Detector: GC ecd2b

Compound	Amount Added	Amount Recovered	% Rec.
$ 1 Tetrachloro-m-xylene	200.0	18.0	90.19
$ 30 DCB Decachlorobiphenyl	200.0	18.6	93.17

Report Date: 19-Nov-2019 17:17:39 Chrom Revision: 2.3 09-Oct-2019 11:13:36

Preliminary Report

Eurofins TestAmerica, Canton

Data File: \\chromna\Canton\ChromData\A2HP3\20191119-93319.b\P3011928.D

Injection Date:	19-Nov-2019 17:05:33	Instrument ID:	A2HP3	Operator ID:	
Lims ID:	Surr Test	Lab Sample ID:	Client 240-411593/28-A	Worklist Smp#:	28
Client ID:					
Injection Vol:	1.0 ul	Dil. Factor:	10.0000	ALS Bottle#:	28
Method:	PEST3 IS	Limit Group:	GC 608 PEST IS		

Column: CLP-1 0.32mm ID (0.32 mm) Y Scaling: Method Defined: Set to Absolute Y Value

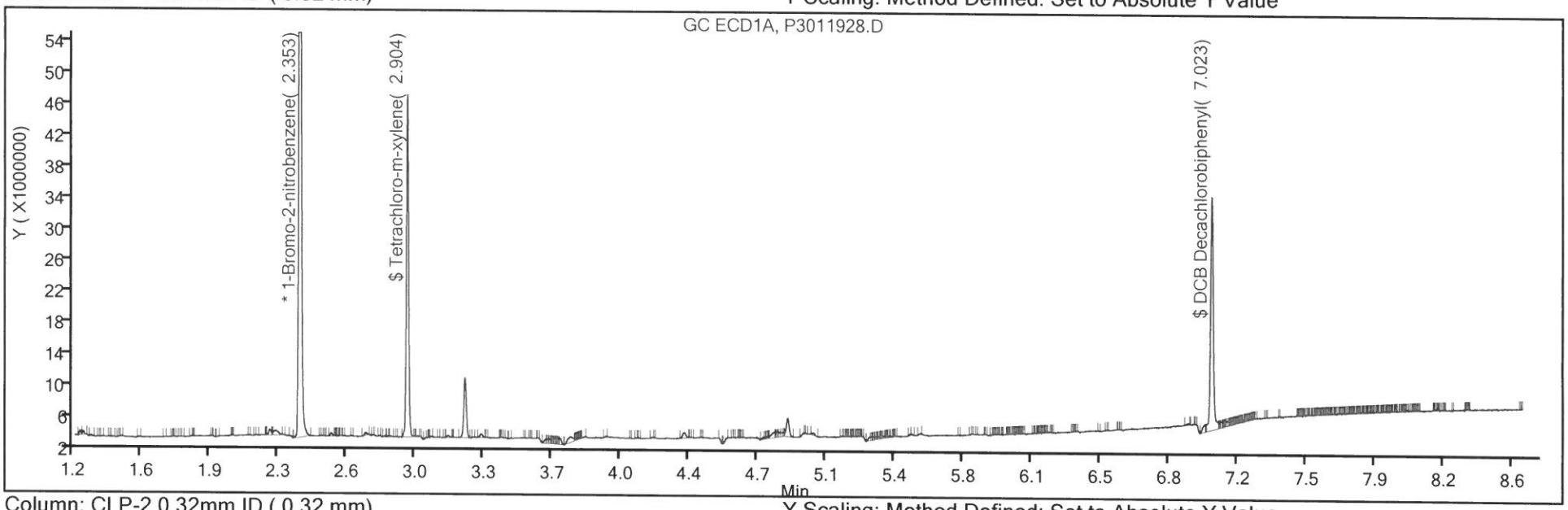

Column: CLP-2 0.32mm ID (0.32 mm) Y Scaling: Method Defined: Set to Absolute Y Value

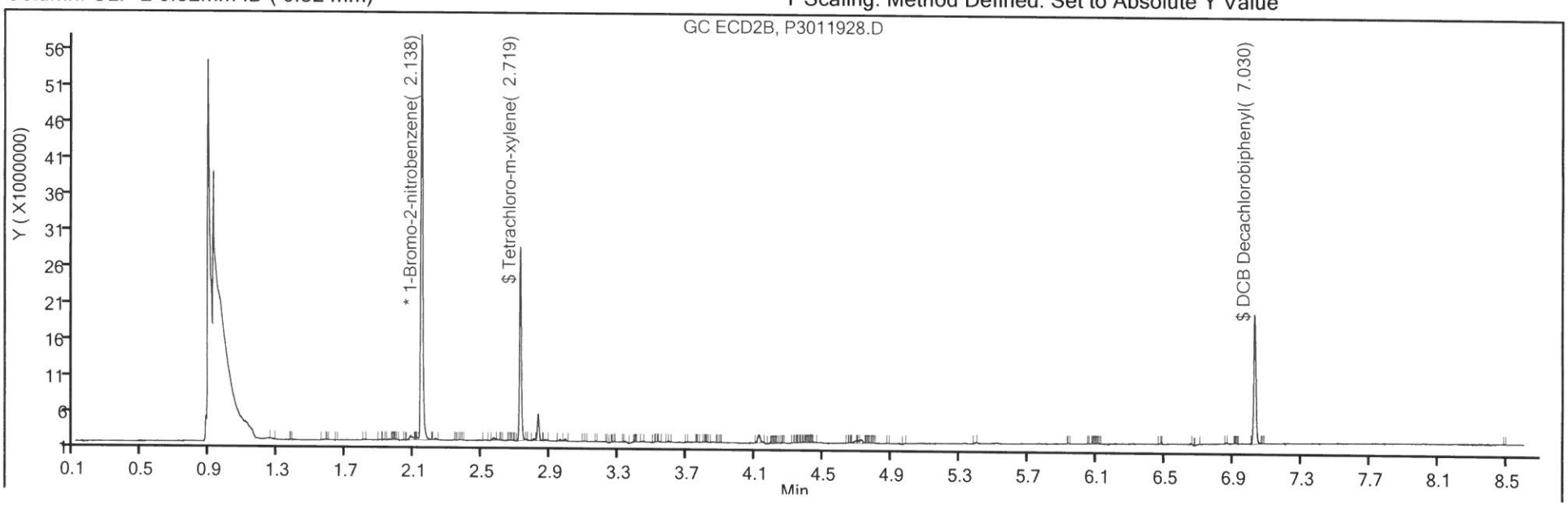

Reagent

ex2/.2SURRW_00135

LABORATORY STANDARDS DOCUMENTATION FORM FOR TESTAMERICA LABORATORIES, INC.

Standard No. 4537813 ID: ex2/ 2SURRW_00135 Exp: 06/06/20 Prpd: BMB Cnt: 12/06/19

Standard Name Pest/PCB Surrogates

Date Created 12-6-19

Extractionist Initials BB

Extractionist Comments Please confirm New Surrogate

♦ **Please return copy of chromatogram and recovery results** ♦

Date Analyzed 12/6/19

Passed? Yes ☑

No ☐

Returned copy of chromatogram and recovery page to Extractions? Yes ☑

No ☐

Analyst Initials BPM

Analyst Comments

WI-NC-020A_101207

Preliminary Report

Eurofins TestAmerica, Canton

Recovery Report

Data File:	\\chromna\Canton\ChromData\A2HP15\20191206-93874.b\P15120635.D				
Lims ID:	Surr Test				
Client ID:					
Sample Type:	Client				
Inject. Date:	06-Dec-2019 19:16:30	ALS Bottle#:	35	Worklist Smp#:	35
Injection Vol:	1.0 ul	Dil. Factor:	10.0000		
Sample Info:	240-0093874-035				
Operator ID:		Instrument ID:	A2HP15		
Method:	\\chromna\Canton\ChromData\A2HP15\20191206-93874.b\Pest15 IS.m				
Limit Group:	GC 8081B IS				
Last Update:	09-Dec-2019 09:20:23	Calib Date:	30-Oct-2019 12:18:59		
Integrator:	Falcon				
Quant Method:	Internal Standard	Quant By:	Initial Calibration		
Last ICal File:	\\chromna\Canton\ChromData\A2HP15\20191030-92603.b\P15103011.D				
Column 1 :	CLP-1 0.32mm ID (0.32 mm)		Det: GC ECD1A		
Column 2 :	CLP-2 0.32mm ID (0.32 mm)		Det: GC ecd2b		
Process Host:	CTX0338				

Surrogate Recovery, Detector: GC ECD1A

Compound	Amount Added	Amount Recovered	% Rec.
$ 1 Tetrachloro-m-xylene	200.0	18.5	92.69
$ 30 DCB Decachlorobiphenyl	200.0	17.6	87.85

Surrogate Recovery, Detector: GC ecd2b

Compound	Amount Added	Amount Recovered	% Rec.
$ 1 Tetrachloro-m-xylene	200.0	18.5	92.30
$ 30 DCB Decachlorobiphenyl	200.0	16.6	82.76

Report Date: 09-Dec-2019 09:21:19 Chrom Revision: 2.3 09-Oct-2019 11:13:36

Preliminary Report

Eurofins TestAmerica, Canton

Data File: \\chromna\Canton\ChromData\A2HP15\20191206-93874.b\P15120635.D

Injection Date:	06-Dec-2019 19:16:30	Instrument ID:	A2HP15	Operator ID:	
Lims ID:	Surr Test	Lab Sample ID:	Client 240-414160/35-A	Worklist Smp#:	35
Client ID:					
Injection Vol:	1.0 ul	Dil. Factor:	10.0000	ALS Bottle#:	35
Method:	Pest15 IS	Limit Group:	GC 8081B IS		

Column: CLP-1 0.32mm ID (0.32 mm) Y Scaling: Method Defined: Set to Absolute Y Value

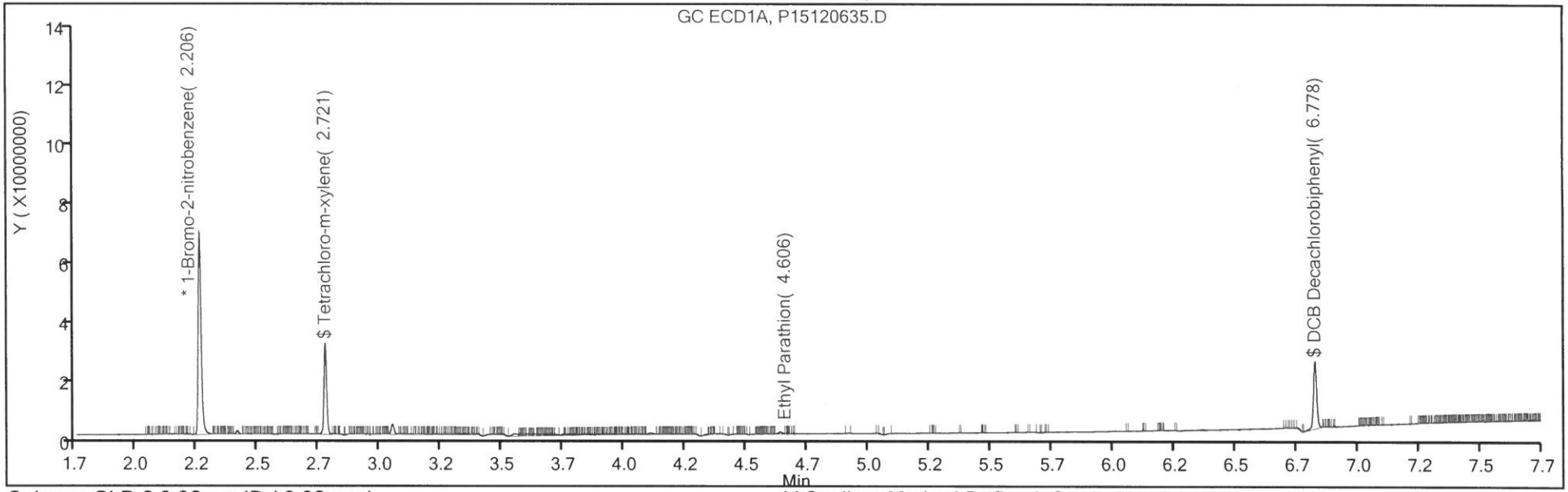

Column: CLP-2 0.32mm ID (0.32 mm) Y Scaling: Method Defined: Set to Absolute Y Value

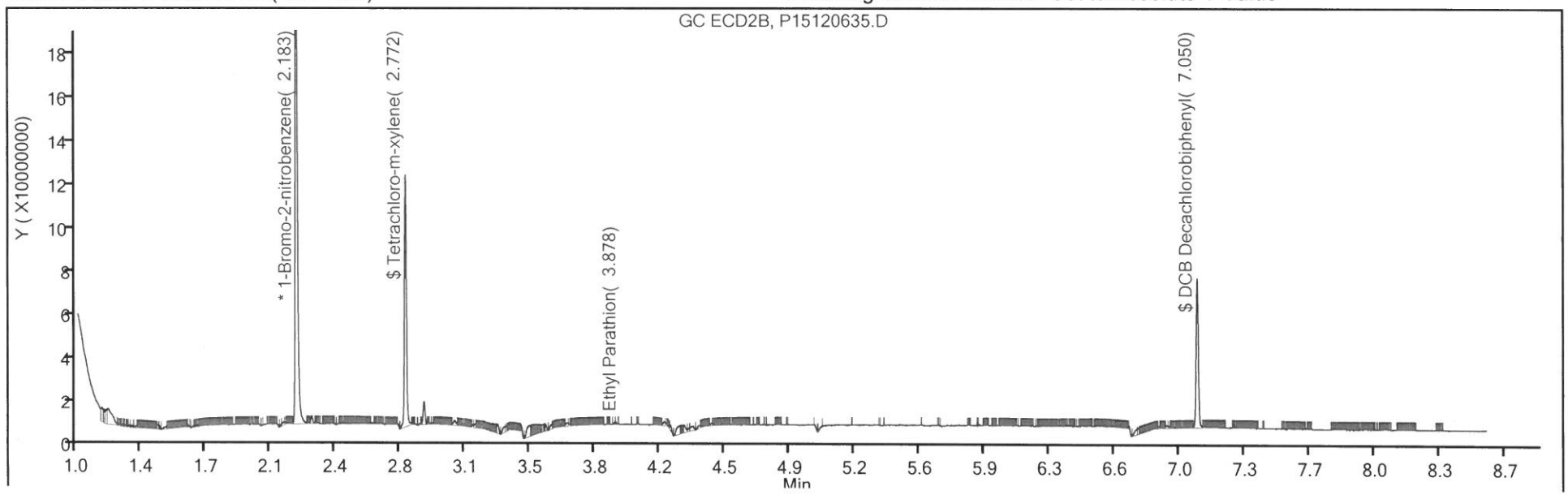

Reagent

exPESTSURRstd_00019

RESTEK®
110 Benner Circle
Bellefonte, PA 16823-8812
Tel: (800)356-1688
Fax: (814)353-1309

www.restek.com

CERTIFIED REFERENCE MATERIAL

Certificate of Analysis

ACCREDITED
ISO 17034 Accredited
Reference Material Producer
Certificate #3222.01

ilac-MRA

ACCREDITED
ISO/IEC 17025 Accredited
Testing Laboratory
Certificate #3222.02

FOR LABORATORY USE ONLY-READ SDS PRIOR TO USE.

This Reference Material is intended for Laboratory Use Only as a standard for the qualitative and/or quantitative determination of the analyte(s) listed.

4458553
ID: exPESTSURRstd_00019
Exp:10/31/25 Prpd:BMB Opn:10/23/19
Pesticide Surrogate Mix

Catalog No. : 32000 **Lot No.:** A0150871

Description : Pesticide Surrogate Mix

Pesticide Surrogate Mix 200 µg/mL, Acetone, 1mL/ampul

Container Size : 2 mL **Pkg Amt:** > 1 mL

Expiration Date : October 31, 2025 **Storage:** 10°C or colder

Handling: Contains PCBs - sonicate prior to use.

CERTIFIED VALUES

Elution Order	Compound	Grav. Conc. (weight/volume)	Expanded Uncertainty (95% C.L.; K=2)		
1	2,4,5,6-Tetrachloro-m-xylene **CAS #** 877-09-8 (Lot 0052481) **Purity** 98%	199.9 µg/mL	+/- 1.1650 +/- 6.3347 +/- 8.2761	µg/mL µg/mL µg/mL	Gravimetric Unstressed Stressed
2	Decachlorobiphenyl (BZ# 209) **CAS #** 2051-24-3 (Lot ER071509-01) **Purity** 99%	200.1 µg/mL	+/- 1.1661 +/- 6.3404 +/- 8.2836	µg/mL µg/mL µg/mL	Gravimetric Unstressed Stressed

Solvent: Acetone
CAS # 67-64-1
Purity 99%

Column:
30m x .25mm x .2um
Rtx-CLP II (cat.# 11323)

Carrier Gas:
helium-constant pressure 20 psi.

Temp. Program:
200°C to 300°C
@ 25°C/min. (hold 10 min.)

Inj. Temp:
250°C

Det. Temp:
300°C

Det. Type:
ECD

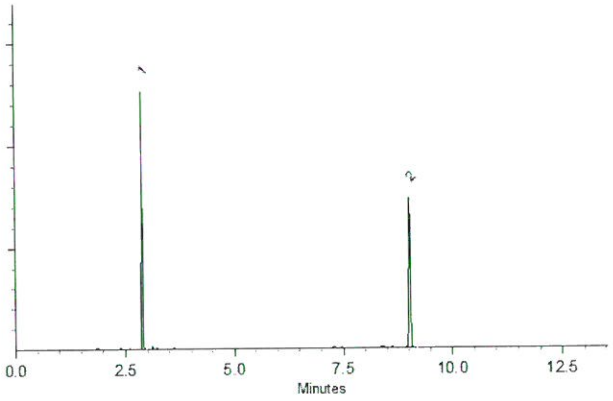

This chromatogram represents a general set of testing conditions chosen for product acceptance. For optimal results in your lab, conditions should be adjusted for your specific instrument, method, and application.

Jessica McClenahan - Operations Technician I

Date Mixed: 16-Jul-2019 **Balance:** 1128360905

Justine Albertson - Operations Tech-ARM QC

Date Passed: 18-Jul-2019

Manufactured under Restek's ISO 9001:2015 Registered Quality System Certificate #FM 80397

General Certified Reference Material Notes

Expiration Notes:

- Expiration date valid for unopened ampul stored in compliance with the recommended conditions.
- Uncertainty, concentration, and expiration of the CRM are based on the unopened product being stored according to the recommended condition found in the storage field.

Purity Notes:

- Purity and/or chemical identity are determined by one or more of the following techniques: GC/FID, HPLC, GC/μECD, GC/MS, LC/MS, RI, and/or melting point.
- Compounds with a listed purity of less than 99% have been weight corrected to compensate for impurities and/or salts. A correction factor is used to calculate the amount of compound necessary to achieve the desired concentration of the parent compound in solution.
- Purity of isomeric compounds is reported as the sum of the isomers.
- Purity values are rounded to the nearest whole number.

Certified Uncertainty Value Notes:

- The uncertainties are determined in accordance with ISO 17034 and Guide 35. The certified combined stressed uncertainty value (includes gravimetric uncertainty, homogeneity between-ampul uncertainty, storage stability uncertainty and shipping stability uncertainty and were combined using the following formula:

$$U_{combined\ stressed} = k\sqrt{U^2_{gravimetric} + U^2_{homogeneity} + U^2_{storage\ stability} + U^2_{shipping\ stability}}$$

k is a coverage factor of 2, which gives a level of confidence of approximately 95%.

- It is important to note that the shipping stability uncertainty was obtained under temperature extremes for specific time intervals; therefore, the certified combined stressed uncertainty value should only be applied to the product if it was stored at non-standard temperature conditions up to and including 7 days. Contact Restek Technical Service at www.restek.com/Contact-Us for use recommendations if your shipment was in-transit for more than 7 days at non-standard temperature conditions.
- Apply the certified combined unstressed uncertainty value if the product was received under standard shipping conditions. Apply the certified combined stressed uncertainty value if the product was received under non-standard conditions as specified below.

Label Conditions	Standard Conditions	Non-Standard Conditions
25°C Nominal (Room Temperature)	< 60°C	≥ 60°C up to 7 days
10°C or colder (Refrigerate)	< 40°C	≥ 40°C up to 7 days
0°C or colder (Freezer)	< 25°C	≥ 25°C up to 7 days

- Separate (not combined) uncertainty values for gravimetric uncertainty are also displayed on the certificate, if needed, separate homogeneity between-ampul uncertainty, storage stability uncertainty and shipping stability uncertainty values are available by contacting Restek Technical Service at www.restek.com/Contact-Us.
- The packaged amount is the minimum sample size for which uncertainty is valid. The ampules are over-filled to ensure that the minimum packaged amount can be sufficiently transferred.

Manufacturing Notes:

- Concentration is based upon gravimetric preparation using either a balance whose calibration has been verified daily using NIST traceable weights, and/or dilutions with Class A glassware.

Handling Notes:

- Stability of the unopened product, when stored in compliance with the recommended conditions, is guaranteed through the expiration displayed on the product label and certificate. Contact Restek for additional opened product stability information, with the knowledge/understanding that open product stability is subject to the specific handling and environmental conditions to which the product is exposed. For your convenience Restek supplies deactivated vials with most standards packed in 2mL ampules. Larger volume deactivated vials are available through Restek as a custom ordered item. Additionally, Restek sells DMDCS for the purpose of glassware deactivation as catalog number 31861, which includes complete instructions.
- If any undissolved material is visible inside the ampul, sonicate the unopened ampul until the material is completely dissolved.

Reagent

exPESTSURRstd_00020

RESTEK®
110 Benner Circle
Bellefonte, PA 16823-8812
Tel: (800)356-1688
Fax: (814)353-1309

www.restek.com

CERTIFIED REFERENCE MATERIAL

Certificate of Analysis

ACCREDITED
ISO 17034 Accredited
Reference Material Producer
Certificate #3222.01

ACCREDITED
ISO/IEC 17025 Accredited
Testing Laboratory
Certificate #3222.02

FOR LABORATORY USE ONLY-READ SDS PRIOR TO USE.

This Reference Material is intended for Laboratory Use Only as a standard for the qualitative and/or quantitative determination of the analyte(s) listed.

Catalog No. : 32000 **Lot No.:** A0150871

Description : Pesticide Surrogate Mix

Pesticide Surrogate Mix 200 µg/mL, Acetone, 1mL/ampul

4537477
ID: exPESTSURRstd_00020
Exp:10/31/25 Prpd:BMB Opn:12/06/19
Pesticide Surrogate Mix

Container Size : 2 mL **Pkg Amt:** > 1 mL

Expiration Date : October 31, 2025 **Storage:** 10°C or colder

Handling: Contains PCBs - sonicate prior to use.

CERTIFIED VALUES

Elution Order	Compound	Grav. Conc. (weight/volume)	Expanded Uncertainty (95% C.L.; K=2)		
1	2,4,5,6-Tetrachloro-m-xylene	199.9 µg/mL	+/- 1.1650	µg/mL	Gravimetric
	CAS # 877-09-8 (Lot 0052481)		+/- 6.3347	µg/mL	Unstressed
	Purity 98%		+/- 8.2761	µg/mL	Stressed
2	Decachlorobiphenyl (BZ# 209)	200.1 µg/mL	+/- 1.1661	µg/mL	Gravimetric
	CAS # 2051-24-3 (Lot ER071509-01)		+/- 6.3404	µg/mL	Unstressed
	Purity 99%		+/- 8.2836	µg/mL	Stressed

Solvent: Acetone
CAS # 67-64-1
Purity 99%

Column:
30m x .25mm x .2um
Rtx-CLP II (cat.# 11323)

Carrier Gas:
helium-constant pressure 20 psi.

Temp. Program:
200°C to 300°C
@ 25°C/min. (hold 10 min.)

Inj. Temp:
250°C

Det. Temp:
300°C

Det. Type:
ECD

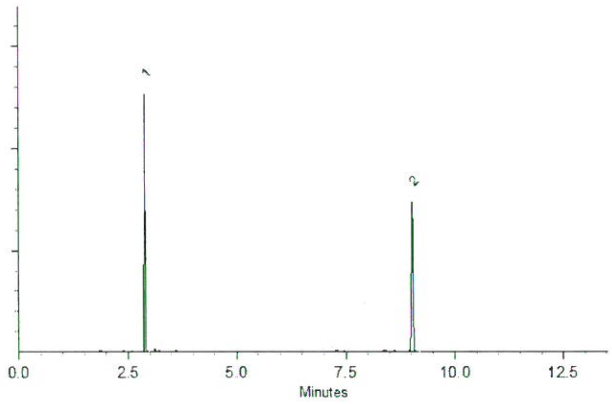

This chromatogram represents a general set of testing conditions chosen for product acceptance. For optimal results in your lab, conditions should be adjusted for your specific instrument, method, and application.

Jessica McClenahan - Operations Technician I

Date Mixed: 16-Jul-2019 **Balance:** 1128360905

Justine Albertson - Operations Tech-ARM QC

Date Passed: 18-Jul-2019

Manufactured under Restek's ISO 9001:2015 Registered Quality System Certificate #FM 80397

General Certified Reference Material Notes

Expiration Notes:

- Expiration date valid for unopened ampul stored in compliance with the recommended conditions.
- Uncertainty, concentration, and expiration of the CRM are based on the unopened product being stored according to the recommended condition found in the storage field.

Purity Notes:

- Purity and/or chemical identity are determined by one or more of the following techniques: GC/FID, HPLC, GC/μECD, GC/MS, LC/MS, RI, and/or melting point.
- Compounds with a listed purity of less than 99% have been weight corrected to compensate for impurities and/or salts. A correction factor is used to calculate the amount of compound necessary to achieve the desired concentration of the parent compound in solution.
- Purity of isomeric compounds is reported as the sum of the isomers.
- Purity values are rounded to the nearest whole number.

Certified Uncertainty Value Notes:

- The uncertainties are determined in accordance with ISO 17034 and Guide 35. The certified combined stressed uncertainty value (includes gravimetric uncertainty, homogeneity between-ampul uncertainty, storage stability uncertainty and shipping stability uncertainty and were combined using the following formula:

$$U_{combined\ stressed} = k\sqrt{U^2_{gravimetric} + U^2_{homogeneity} + U^2_{storage\ stability} + U^2_{shipping\ stability}}$$

k is a coverage factor of 2, which gives a level of confidence of approximately 95%.

- It is important to note that the shipping stability uncertainty was obtained under temperature extremes for specific time intervals; therefore, the certified combined stressed uncertainty value should only be applied to the product if it was stored at non-standard temperature conditions up to and including 7 days. Contact Restek Technical Service at www.restek.com/Contact-Us for use recommendations if your shipment was in-transit for more than 7 days at non-standard temperature conditions.
- Apply the certified combined unstressed uncertainty value if the product was received under standard shipping conditions. Apply the certified combined stressed uncertainty value if the product was received under non-standard conditions as specified below.

Label Conditions	Standard Conditions	Non-Standard Conditions
25°C Nominal (Room Temperature)	< 60°C	≥ 60°C up to 7 days
10°C or colder (Refrigerate)	< 40°C	≥ 40°C up to 7 days
0°C or colder (Freezer)	< 25°C	≥ 25°C up to 7 days

- Separate (not combined) uncertainty values for gravimetric uncertainty are also displayed on the certificate, if needed, separate homogeneity between-ampul uncertainty, storage stability uncertainty and shipping stability uncertainty values are available by contacting Restek Technical Service at www.restek.com/Contact-Us.
- The packaged amount is the minimum sample size for which uncertainty is valid. The ampules are over-filled to ensure that the minimum packaged amount can be sufficiently transferred.

Manufacturing Notes:

- Concentration is based upon gravimetric preparation using either a balance whose calibration has been verified daily using NIST traceable weights, and/or dilutions with Class A glassware.

Handling Notes:

- Stability of the unopened product, when stored in compliance with the recommended conditions, is guaranteed through the expiration displayed on the product label and certificate. Contact Restek for additional opened product stability information, with the knowledge/understanding that open product stability is subject to the specific handling and environmental conditions to which the product is exposed. For your convenience Restek supplies deactivated vials with most standards packed in 2mL ampules. Larger volume deactivated vials are available through Restek as a custom ordered item. Additionally, Restek sells DMDCS for the purpose of glassware deactivation as catalog number 31861, which includes complete instructions.
- If any undissolved material is visible inside the ampul, sonicate the unopened ampul until the material is completely dissolved.

Reagent

EXTCLPHClW_00072

RICCA CHEMICAL COMPANY®

1490 Lammers Pike
Batesville, IN 47006
http://www.riccachemical.com
1-888-GO-RICCA
customerservice@riccachemical.com

Certificate of Analysis

Hydrochloric Acid, 1.00 Normal

Lot Number: 4907G81 **Product Number:** 3700

Manufacture Date: JUL 26, 2019
Expiration Date: JUL 2021

The certified value for this product is confirmed in independent testing by a second qualified chemist.

Name	CAS#	Grade
Water	7732-18-5	ACS/ASTM/USP/EP
Hydrochloric Acid	7647-01-0	ACS

Test	Specification	Result	NIST SRM#
Appearance	Colorless liquid	Passed	
Assay (vs. Tris(hydroxymethyl)aminomethane/Methyl Red)	0.999-1.001 N at 20°C	1.000 N at 20°C	723

Specification	Reference
Hydrochloric Acid, 1 N	APHA (3500-Se E)
Hydrochloric Acid Solution, 1 N	APHA (4500-NO3- B)
Hydrochloric acid, 1N HCl	TAPPI (T 613 cm-83)
Hydrochloric Acid (1 N)	EPA (SW-846) (1311)
Hydrochloric acid, approximately 1 N	TAPPI (T 255 cm-97)
Hydrochloric acid, 1 M	TAPPI (T 408 cm-97)
Hydrochloric acid, 1 N	TAPPI (T 610 sp-97)
Hydrochloric Acid, 1 N	ASTM (D 4047)
1 N hydrochloric acid	TAPPI (T 553 pm-92)
Hydrochloric Acid, Standard Solution (1.0 N)	ASTM (D 2187 I)
Hydrochloric Acid, 1 Normal Volumetric Solution	ACS (N/A)
1 M Hydrochloric acid Volumetric Solution	EP (3001800)
Hydrochloric Acid, Normal (1 N) Volumetric Solution	USP (N/A)

Volumetric glassware complies with Class A tolerance requirements of ASTM E 288 and NIST Circular 434; it is calibrated before first use and recalibrated regularly in accordance with ASTM E 542 and NIST Procedure NBSIR 74-461. Balances are calibrated regularly with weights certified traceable to the NIST national mass standard. Thermometers and temperature probes are calibrated before first use and recalibrated regularly with a thermometer traceable to NIST standards. All products are prepared according to master documents that assure manufacture according to validated methods. Batch records document raw material traceability and production and testing history for each lot manufactured.

Part Number	Size / Package Type	Shelf Life (Unopened Container)
3700-1	4 L natural poly	24 months
3700-16	500 mL natural poly	24 months
3700-1CS	4 x 4 L natural poly	24 months
3700-32	1 L natural poly	24 months
3700-5	20 L Cubitainer®	24 months
3700-55	55 gal drum	24 months

Recommended Storage: 15°C - 30°C (59°F - 86°F)



Jim Gibbs (07/26/2019)

Quality Control Supervisor

This Certificate of Analysis is designed to comply with ISO Guide 31 "Reference Materials -- Contents of Certificates and Labels."

This test report shall not be reproduced, except in full, without the written approval of Ricca Chemical Company.

Reagent

EXTCLPNAOH_00040

ThermoFisher SCIENTIFIC

Certificate of Analysis

1 Reagent Lane
Fair Lawn, NJ 07410
201.796.7100 tel
201.796.1329 fax

ThermoFisher Scientific's Quality System has been found to conform to Quality Management System Standard ISO9001:2015 by SAI Global Certificate Number CERT - 0120632

This is to certify that units of the lot number below were tested and found to comply with the specifications of the grade listed. Certain data have been supplied by third parties. ThermoFisher Scientific expressly disclaims all warranties, expressed or implied, including the implied warranties of merchantability and fitness for a particular purpose. Products are for research use or further manufacturing. Not for direct administration to humans or animals. It is the responsibility of the manufacturer to determine suitability based upon the intended use of the end product. Products are tested to meet the analytical requirements of the noted grade. The following information is the actual analytical results obtained.

Catalog Number	S318	Quality Test / Release Date	11/06/2018
Lot Number	184797		
Description	SODIUM HYDROXIDE, A.C.S.		
Country of Origin	United States	Suggested Retest Date	Nov/2023
Chemical Origin	Inorganic		
BSE/TSE Comment	No animal products are used as starting raw material ingredients, or used in processing, including lubricants, processing aids, or any other material that might migrate to the finished product.		
Chemical Comment			

N/A			
Result Name	Units	Specifications	Test Value
APPEARANCE		REPORT	white pellets
ASSAY	%	>= 97.0	99.1
CALCIUM	%	<= 0.005	<0.005
CHLORIDE	%	<= 0.005	<0.005
HEAVY METALS (as Ag)	%	<= 0.002	<0.002
IDENTIFICATION	PASS/FAIL	= PASS TEST	PASS TEST
IRON (Fe)	%	<= 0.001	<0.001
SULFATE (SO4)	%	<= 0.003	<0.003
MERCURY (Hg)	ppm	<= 0.1	<0.1
NICKEL (Ni)	%	<= 0.001	<0.001
NITROGEN COMPOUNDS	%	<= 0.001	<0.001
PHOSPHATE (PO4)	%	<= 0.001	<0.001
POTASSIUM (K)	%	<= 0.02	<0.02
SODIUM CARBONATE	%	<= 1.0	0.74
MAGNESIUM	%	<= 0.002	<0.002

Residual Solvents	

Note: The data listed is valid for all package sizes of this lot of this product, expressed as an extension of this catalog number listed above.
If there are any questions with this certificate, please call at (800) 227-6701.
*Based on suggested storage condition.

ThermoFisher SCIENTIFIC

Certificate of Analysis

1 Reagent Lane
Fair Lawn, NJ 07410
201.796.7100 tel
201.796.1329 fax

ThermoFisher Scientific's Quality System has been found to conform to Quality Management System Standard ISO9001:2015 by SAI Global Certificate Number CERT - 0120632



Quality Assurance Specialist - Certificate of Analysis Fair Lawn

Note: The data listed is valid for all package sizes of this lot of this product, expressed as an extension of this catalog number listed above.
If there are any questions with this certificate, please call at (800) 227-6701.
*Based on suggested storage condition.

Reagent

Hg-ICV_00001

Rec'd 11-5-19 sm

Elemental Scientific

Evolution of Automation
ICP | ICPMS | AA

Certificate of Analysis

Product Description: Mercury

Product Number: **S1-Hg-10x100**

Lot Number: **1927310**

Matrix: 5% HNO3

Certified Value:

Element	µg/mL	SRM ID	SRM Lot#
Hg	10.0 ± 0.2	3133	061204

The Certified Value is based on gravimetric and volumetric preparation, and verified against NIST SRM3100 series when available via inductively coupled plasma optical emission spectrometry (ICP-OES and/or inductively coupled plasma mass spectrometry (ICP-MS) using an internal laboratory-developed method. The uncertainty in the certified value is calculated for a 95% confidence interval and coverage factor k is about 2.
* Refer to Traceability Information, Section 4

Packaging and Storage Conditions:

The standard is packaged in a pre-cleaned polyethylene bottle. To maintain the integrity of this product, the solution should be kept tightly capped and stored under normal laboratory conditions.

Expiration Information:

The expiry date is guaranteed to be valid for one year from the shipping date provided and is guaranteed through the month of expiration. For this reason, standards from the same lot may have different expiration dates.

Shipped Date:

Certificate Issue Date: September 30, 2019

Chris Ramsgard, Product Manager Standard Solutions

7277 World Communications Dr. | Omaha, NE 68122 USA | Phone: +1.402.991.7800 | Fax: +1.402.991.7799
Email: esi@icpms.com | Web: www.icpms.com

Preparation Information:

This standard is prepared using **99.9998%** pure **Mercury Metal** which was purchased from a qualified vendor per ISO 9001 guidelines and assayed by analytical methods for conformity prior to use. This standard was manufactured under appropriate laboratory conditions using the methods developed at NIST for SRM Spectrometric Standard Solutions. Sub-boiling distilled high-purity acid has been used to place the materials in solution and stabilize the standard. The matrix is as noted above in 18 megaohm deionized water. Stability of this product is based upon rigorous short-term and long-term testing of the solution for the certified value. This testing includes, but is not limited to, the effect of temperature and packaging on the product. If, during the period of validity, a recall is instituted due to substantial changes in the stability of this product, the purchaser will be notified.

Homogeneity:

This product is determined to be homogeneous following in-house procedures developed in accordance with the requirements of ISO 17034 and ISO Guide 35.

Intended Use:

This product is intended for use as a calibration standard, quality control standard, and/or for the validation of analytical methods. The standard is confirmed homogeneous; therefore, the minimum sample size should be consistent with the end user's measurement capabilities.

Traceability Information:

The traceability of this standard is maintained through an unbroken chain of comparisons to appropriate standards with suitable procedure and measurement uncertainties. The maintenance of the base and derived units of International System of Units (SI) with traceability of measurement results (contemporary metrology) to SI ensures their comparability over time as follows.

1. **Standard Weight and Analytical Balance**
   The standard weights (NBS weights Inventory No 20231A) are calibrated every two years by South Carolina Metrology Laboratory that is a participant in 'NIST Weights and Measures Measurement Assurance Program' with a certificate of measurement traceability to NIST primary standards. The balances are calibrated yearly by the ISO 17025 accredited metrology service, and are verified weekly by an in-house method using standard weights.
2. **Volumetric Device**
   The calibrations of volumetric vessels are verified using the ASTM method E542.
3. **Thermometer**
   The standard thermometers are calibrated every year by the ISO 17025 accredited metrology service. The thermometers used in-house are verified against the standard thermometers yearly.
4. **Calibration Standards**
   The Calibration Standard is traceable to SRM 3100 Series Spectrometric Standard Solutions. If an SRM is not available, a second source standard or independent lot is used.

Accreditation:

This product has been manufactured by an ISO 9001 registered and ISO/IEC 17025 and ISO 17034 accredited laboratory

Refer to Safety Datasheet (SDS) for hazardous information.

NOTICE: ESI products are intended for laboratory use only. All products should be handled and used by trained professional personnel. The responsibility for the safe handling and use of these products rests solely with the buyer and/or user. The data and information as stated was furnished by the manufacturer of the product. The information provided in this certificate pertains only to the lot number specified. None of the information provided in this certificate may be used, reproduced or transmitted in any form or by any means without written approval from ESI.

Reagent

ICP ICVL/CCVL_00002

CPI INTERNATIONAL

CERTIFICATE OF ANALYSIS

Rec'd 7/15/19 ku

Multi-Element Aqueous CRM

Product #: TA-CM-APR19-CAN2

Custom ISO G34 ICP ICVL/CCVL

Lot #: 10098189-2

Matrix: 2% HNO_3/tr. HF

Element	Certified Concentration & Uncertainty	Element	Certified Concentration & Uncertainty	Element	Certified Concentration & Uncertainty
Ag*	0.20 ± 0.00 µg/mL	Cu*	0.50 ± 0.01 µg/mL	Sb*	0.40 ± 0.00 µg/mL
Al	4.00 ± 0.02 µg/mL	Fe	4.00 ± 0.02 µg/mL	Se*	0.40 ± 0.00 µg/mL
As*	0.30 ± 0.00 µg/mL	K	100.1 ± 0.5 µg/mL	Si	10.00 ± 0.05 µg/mL
B	2.00 ± 0.01 µg/mL	Li	1.00 ± 0.01 µg/mL	Sn	2.00 ± 0.01 µg/mL
Ba	4.00 ± 0.02 µg/mL	Mg	100.0 ± 0.5 µg/mL	Sr	1.00 ± 0.01 µg/mL
Be*	0.10 ± 0.00 µg/mL	Mn*	0.30 ± 0.00 µg/mL	Ti	1.00 ± 0.01 µg/mL
Ca	99.97 ± 0.50 µg/mL	Mo*	0.80 ± 0.01 µg/mL	Tl*	0.40 ± 0.00 µg/mL
Cd*	0.10 ± 0.00 µg/mL	Na	99.96 ± 0.50 µg/mL	V	1.00 ± 0.01 µg/mL
Co*	0.20 ± 0.00 µg/mL	Ni*	0.80 ± 0.01 µg/mL	Zn	1.00 ± 0.01 µg/mL
Cr*	0.20 ± 0.00 µg/mL	Pb*	0.20 ± 0.00 µg/mL		

*Indicates indicative value

Source Material Lot# Chart

Element	Source Material Lot#	Element	Source Material Lot#	Element	Source Material Lot#
Ag	975475	Cu	148793	Sb	201251
Al	995977	Fe	166916	Se	982461
As	175385	K	980507	Si	175213
B	982524	Li	751942	Sn	144466
Ba	994634	Mg	982185	Sr	168227
Be	998969	Mn	167539	Ti	987438
Ca	855297	Mo	175215	Tl	991734
Cd	996631	Na	752887	V	990117
Co	979906	Ni	752769	Zn	984272
Cr	975466	Pb	981329		

Intended Use: This solution is intended for use as a certified reference material (CRM) or calibration standard for inductively coupled plasma optical emission spectroscopy (ICP-OES), inductively coupled plasma mass spectrometry (ICP-MS), flame or furnace atomic absorption spectroscopy (AA or GFAA), and other techniques for elemental analysis.

Certification & Traceability: This CRM was manufactured, processed, and certified under a quality management system that is registered/accredited to **ISO 9001**, **ISO 17034**, and **ISO/IEC 17025**. This CRM was prepared to the certified concentrations shown above by gravimetric methods, using single-element concentrates that were certified using the "High Performance ICP-OES" protocol developed by NIST and are directly traceable to **NIST SRMs (see reverse side)**. The solution was stabilized using high purity nitric acid (HNO_3), trace hydrofluoric acid (HF) and diluted with filtered (0.22 µm), 18 M-ohm deionized water. The balances used in the preparation of this CRM are calibrated regularly with traceability to NIST, using a calibration provider that is accredited to ISO/IEC 17025 by a mutually recognized accreditation body. All volumetric dilutions are performed in Class A calibrated glassware. The certified concentrations were determined based upon gravimetric procedures. Secondary verification of the certified concentrations was performed using ICP-OES that was calibrated and/or referenced against **NIST SRMs (see reverse side)**. The uncertainty associated with each certified concentration represents the expanded uncertainty at the 95% confidence level using a coverage factor of k=2.

USA
5580 Skylane Boulevard P: 707.525.5788
Santa Rosa, CA 95403 P: 800.878.7654
F: 707.545.7901

Europe
Nieuwe Hemweg 7P P: +31 20 638 05 97
1013BG Amsterdam F: +31 20 420 28 36
The Netherlands

Instructions for Use: We recommend that the solution be thoroughly mixed by repeated shaking or swirling of the bottle immediately prior to use. To achieve the highest accuracy, the analyst should: (1) use only pre-cleaned containers and transferware, (2) not pipette directly from the CRM's original container, (3) never pour used product back into the original container, (4) make dilutions using calibrated balances or certified class A volumetric flasks and pipettes, (5) use a minimum sub-sample size of 500 µL, and (6) dilute with the same matrix as the original CRM or other chemically suitable matrix. The solution should be kept tightly capped and stored under normal laboratory conditions. Do not freeze, heat, or immerse the bottle or its contents, and avoid exposure to direct sunlight or moisture.

Period of Validity: CPI International ensures the accuracy of this solution for **12 months** from the certification date shown below, provided the instructions for use are followed. During the period of validity, the purchaser will be notified if this product is recalled due to any significant changes in the stability of the solution.

Chuck Goudreau

Chuck Goudreau, Certifying Officer

July 11, 2019

Certification Date

CPI International waives all responsibility for any damages resulting from the usage and/or implementation of the products/data described herein.

Health and Safety Information: Refer to the Safety Data Sheet (SDS).

Homogeneity: This solution was determined to be homogeneous by procedures consistent with the requirements of ISO Guide 34 and ISO Guide 35. Replicate samples of the finished solution were analyzed to confirm its homogeneity, in accordance with QSP 6-13 Assessment of Homogeneity and Stability. To ensure homogeneity, users should not take a smaller sub-sample than specified in the Instructions for Use, as doing so will invalidate the certified values and uncertainties.

Quality Manual Rev: No. 5, 03/01/2013

Further Information: Please contact CPI International for further information about this CRM.

Quality Certifications: This CRM was prepared under a quality management system that is registered/accredited to the following:

- ISO 9001 – Quality Management Systems – Requirements (TUV NORD Cert. No. 44 100 16560231)
- ISO/IEC 17025 – General Requirements for the Competence of Testing and Calibration Laboratories (A2LA Cert. No. 2848.01)
- ISO Guide 34 – General Requirements for the Competence of Reference Material Producers (A2LA Cert. No. 2848.02)
    - ISO Guide 34 references additional requirements specified in ISO Guide 31 and ISO Guide 35.

This CRM is traceable to the following NIST SRMs:

Analyte	Aq. SRM	MO SRM		Analyte	Aq. SRM	MO SRM		Analyte	Aq. SRM	MO SRM
Ag	3151	1077a		Hf	3122	—		S	3154	2770
Al	3101a	1075a		Hg	3133	3133		Sb	3102a	3102a
As	3103a	3103a		Ho	3123a	—		Sc	3148a	3148a
Au	3121	—		In	3124a	3124a		Se	3149	3149
B	3107	3107		K	3141a	3141a		Si	3150	1066a
Ba	3104a	1051b		La	3127a	3127a		Sm	3147a	—
Be	3105a	3105a		Li	3129a	3129a		Sn	3161a	1057b
Bi	3106	3106		Lu	3130a	—		SO_4^{-2}	3181	—
Br^-	3184	—		Mg	3131a	3131a		Sr	3153a	3153a
Ca	3109a	3109a		Mn	3132	3132		Ta	3155	—
Cd	3108	1053a		Mo	3134	3134		Tb	3157a	—
Ce	3110	3110		Na	3152a	3152a		Te	3156	—
Cl^-	3182	1818a		Nb	3137	—		Th	3159	—
Co	3113	3113		Nd	3135a	—		Ti	3162a	3162a
Cr	3112a	1078b		Ni	3136	1065b		Tl	3158	3158
Cs	3111a	—		NO_3^-	3185	—		Tm	3160a	—
Cu	3114	1080a		P	3139a	3139a		U	3164	—
Dy	3115a	—		Pb	3128	3128		V	3165	1052b
Er	3116a	—		Pd	3138	—		W	3163	3163
Eu	3117a	—		PO_4^{-3}	3186	—		Y	3167a	3167a
F^-	3183	—		Pr	3142a	—		Yb	3166a	—
Fe	3126a	1079b		Pt	3140	3140		Zn	3168a	3168a
Ga	3119a	—		Rb	3145a	—		Zr	3169	3169
Gd	3118a	—		Re	3143	—				
Ge	3120a	—		Rh	3144	3144				

Reagent

ICPICSA_00001

CERTIFICATE OF ANALYSIS

Rec'd 6-27-19 lw

Multi-Element Aqueous CRM

Product #: TA-ICP-ICSA

ICP ICSA Mix

Lot #: 1013122-1

Matrix: 5% HNO_3

Element	Certified Concentration & Uncertainty	Element	Certified Concentration & Uncertainty
Al	5000 ± 25 mg/L	Fe	2000 ± 10 mg/L
Ca	5000 ± 25 mg/L	Mg	5000 ± 25 mg/L

Intended Use: This solution is intended for use as a certified reference material (CRM) or calibration standard for inductively coupled plasma optical emission spectroscopy (ICP-OES), inductively coupled plasma mass spectrometry (ICP-MS), flame or furnace atomic absorption spectroscopy (AA or GFAA), and other techniques for elemental analysis.

Certification & Traceability: This CRM was manufactured, processed, and certified under a quality management system that is registered/accredited to **ISO 9001**, **ISO 17034**, and **ISO/IEC 17025**. This CRM was prepared to the certified concentrations shown above by gravimetric methods, using single-element concentrates that were certified using the "High Performance ICP-OES" protocol developed by NIST and are directly traceable to **NIST SRMs (see reverse side)**. The solution was stabilized using high purity nitric acid (HNO_3) and diluted with filtered (0.22 µm), 18 M-ohm deionized water. The balances used in the preparation of this CRM are calibrated regularly with traceability to NIST, using a calibration provider that is accredited to ISO/IEC 17025 by a mutually recognized accreditation body. All volumetric dilutions are performed in Class A calibrated glassware. The certified concentrations were determined based upon gravimetric procedures. Secondary verification of the certified concentrations was performed using ICP-OES that was calibrated and/or referenced against **NIST SRMs (see reverse side)**. The uncertainty associated with each certified concentration represents the expanded uncertainty at the 95% confidence level using a coverage factor of k=2.

Instructions for Use: We recommend that the solution be thoroughly mixed by repeated shaking or swirling of the bottle immediately prior to use. To achieve the highest accuracy, the analyst should: (1) use only pre-cleaned containers and transferware, (2) not pipette directly from the CRM's original container, (3) never pour used product back into the original container, (4) make dilutions using calibrated balances or certified class A volumetric flasks and pipettes, (5) use a minimum sub-sample size of 500 µL, and (6) dilute with the same matrix as the original CRM or other chemically suitable matrix. The solution should be kept tightly capped and stored under normal laboratory conditions. Do not freeze, heat, or immerse the bottle or its contents, and avoid exposure to direct sunlight or moisture.

Period of Validity: CPI International ensures the accuracy of this solution for **18 months** from the certification date shown below, provided the instructions for use are followed. During the period of validity, the purchaser will be notified if this product is recalled due to any significant changes in the stability of the solution.

Chuck Goudreau

Chuck Goudreau, Certifying Officer

June 25, 2019

Certification Date

CPI International waives all responsibility for any damages resulting from the usage and/or implementation of the products/data described herein.

USA
5580 Skylane Boulevard P: 707.525.5788
Santa Rosa, CA 95403 P: 800.878.7654
F: 707.545.7901

Europe
Nieuwe Hemweg 7P P: +31 20 638 05 97
1013BG Amsterdam F: +31 20 420 28 36
The Netherlands

www.cpiinternational.com

Health and Safety Information: Refer to the Safety Data Sheet (SDS).

Homogeneity: This solution was determined to be homogeneous by procedures consistent with the requirements of ISO Guide 34 and ISO Guide 35. Replicate samples of the finished solution were analyzed to confirm its homogeneity, in accordance with QSP 6-13 Assessment of Homogeneity and Stability. To ensure homogeneity, users should not take a smaller sub-sample than specified in the Instructions for Use, as doing so will invalidate the certified values and uncertainties.

Quality Manual Rev: No. 5, 03/01/2013

Further Information: Please contact CPI International for further information about this CRM.

Quality Certifications: This CRM was prepared under a quality management system that is registered/accredited to the following:

- ISO 9001 – Quality Management Systems – Requirements (TUV NORD Cert. No. 44 100 16560231)
- ISO/IEC 17025 – General Requirements for the Competence of Testing and Calibration Laboratories (A2LA Cert. No. 2848.01)
- ISO Guide 34 – General Requirements for the Competence of Reference Material Producers (A2LA Cert. No. 2848.02)
    - ISO Guide 34 references additional requirements specified in ISO Guide 31 and ISO Guide 35.

This CRM is traceable to the following NIST SRMs:

Analyte	Aq. SRM	MO SRM		Analyte	Aq. SRM	MO SRM		Analyte	Aq. SRM	MO SRM
Ag	3151	1077a		Hf	3122	—		S	3154	2770
Al	3101a	1075a		Hg	3133	3133		Sb	3102a	3102a
As	3103a	3103a		Ho	3123a	—		Sc	3148a	3148a
Au	3121	—		In	3124a	3124a		Se	3149	3149
B	3107	3107		K	3141a	3141a		Si	3150	1066a
Ba	3104a	1051b		La	3127a	3127a		Sm	3147a	—
Be	3105a	3105a		Li	3129a	3129a		Sn	3161a	1057b
Bi	3106	3106		Lu	3130a	—		SO_4^{-2}	3181	—
Br^-	3184	—		Mg	3131a	3131a		Sr	3153a	3153a
Ca	3109a	3109a		Mn	3132	3132		Ta	3155	—
Cd	3108	1053a		Mo	3134	3134		Tb	3157a	—
Ce	3110	3110		Na	3152a	3152a		Te	3156	—
Cl^-	3182	1818a		Nb	3137	—		Th	3159	—
Co	3113	3113		Nd	3135a	—		Ti	3162a	3162a
Cr	3112a	1078b		Ni	3136	1065b		Tl	3158	3158
Cs	3111a	—		NO_3^-	3185	—		Tm	3160a	—
Cu	3114	1080a		P	3139a	3139a		U	3164	—
Dy	3115a	—		Pb	3128	3128		V	3165	1052b
Er	3116a	—		Pd	3138	—		W	3163	3163
Eu	3117a	—		PO_4^{-3}	3186	—		Y	3167a	3167a
F^-	3183	—		Pr	3142a	—		Yb	3166a	—
Fe	3126a	1079b		Pt	3140	3140		Zn	3168a	3168a
Ga	3119a	—		Rb	3145a	—		Zr	3169	3169
Gd	3118a	—		Re	3143	—				
Ge	3120a	—		Rh	3144	3144				

Reagent

ICPICSA_00002

CPI INTERNATIONAL

CERTIFICATE OF ANALYSIS

Rec'd 10-3-19 KW
2 x ~~500ml~~ 250ml
10-3-19 KW
bottles

Multi-Element Aqueous CRM

Product #: TA-ICP-ICSA

ICP ICSA Mix

Lot #: 1025879-1

Matrix: 5% HNO_3

Element	Certified Concentration & Uncertainty	Element	Certified Concentration & Uncertainty
Al	5000 ± 25 mg/L	Fe	2000 ± 10 mg/L
Ca	5000 ± 25 mg/L	Mg	5000 ± 25 mg/L

Source Material Lot# Chart

Element	Source Material Lot#	Element	Source Material Lot#
Al	992545	Fe	1004971
Ca	150704	Mg	738337

Intended Use: This solution is intended for use as a certified reference material (CRM) or calibration standard for inductively coupled plasma optical emission spectroscopy (ICP-OES), inductively coupled plasma mass spectrometry (ICP-MS), flame or furnace atomic absorption spectroscopy (AA or GFAA), and other techniques for elemental analysis.

Certification & Traceability: This CRM was manufactured, processed, and certified under a quality management system that is registered/accredited to **ISO 9001**, **ISO 17034**, and **ISO/IEC 17025**. This CRM was prepared to the certified concentrations shown above by gravimetric methods, using single-element concentrates that were certified using the "High Performance ICP-OES" protocol developed by NIST and are directly traceable to **NIST SRMs (see reverse side)**. The solution was stabilized using high purity nitric acid (HNO_3) and diluted with filtered (0.22 µm), 18 M-ohm deionized water. The balances used in the preparation of this CRM are calibrated regularly with traceability to NIST, using a calibration provider that is accredited to ISO/IEC 17025 by a mutually recognized accreditation body. All volumetric dilutions are performed in Class A calibrated glassware. The certified concentrations were determined based upon gravimetric procedures. Secondary verification of the certified concentrations was performed using ICP-OES that was calibrated and/or referenced against **NIST SRMs (see reverse side)**. The uncertainty associated with each certified concentration represents the expanded uncertainty at the 95% confidence level using a coverage factor of k=2.

Instructions for Use: We recommend that the solution be thoroughly mixed by repeated shaking or swirling of the bottle immediately prior to use. To achieve the highest accuracy, the analyst should: (1) use only pre-cleaned containers and transferware, (2) not pipette directly from the CRM's original container, (3) never pour used product back into the original container, (4) make dilutions using calibrated balances or certified class A volumetric flasks and pipettes, (5) use a minimum sub-sample size of 500 µL, and (6) dilute with the same matrix as the original CRM or other chemically suitable matrix. The solution should be kept tightly capped and stored under normal laboratory conditions. Do not freeze, heat, or immerse the bottle or its contents, and avoid exposure to direct sunlight or moisture.

Period of Validity: CPI International ensures the accuracy of this solution for **18 months** from the certification date shown below, provided the instructions for use are followed. During the period of validity, the purchaser will be notified if this product is recalled due to any significant changes in the stability of the solution.

Chuck Goudreau

Chuck Goudreau, Certifying Officer

September 30, 2019
Certification Date

CPI International waives all responsibility for any damages resulting from the usage and/or implementation of the products/data described herein.

USA
5580 Skylane Boulevard P: 707.525.5788
Santa Rosa, CA 95403 P: 800.878.7654
F: 707.545.7901

Europe
Nieuwe Hemweg 7P P: +31 20 638 05 97
1013BG Amsterdam F: +31 20 420 28 36
The Netherlands

Health and Safety Information: Refer to the Safety Data Sheet (SDS).

Homogeneity: This solution was determined to be homogeneous by procedures consistent with the requirements of ISO Guide 34 and ISO Guide 35. Replicate samples of the finished solution were analyzed to confirm its homogeneity, in accordance with QSP 6-13 Assessment of Homogeneity and Stability. To ensure homogeneity, users should not take a smaller sub-sample than specified in the Instructions for Use, as doing so will invalidate the certified values and uncertainties.

Quality Manual Rev: No. 5, 03/01/2013

Further Information: Please contact CPI International for further information about this CRM.

Quality Certifications: This CRM was prepared under a quality management system that is registered/accredited to the following:

- ISO 9001 – Quality Management Systems – Requirements (TUV NORD Cert. No. 44 100 16560231)
- ISO/IEC 17025 – General Requirements for the Competence of Testing and Calibration Laboratories (A2LA Cert. No. 2848.01)
- ISO Guide 34 – General Requirements for the Competence of Reference Material Producers (A2LA Cert. No. 2848.02)
    - ISO Guide 34 references additional requirements specified in ISO Guide 31 and ISO Guide 35.

This CRM is traceable to the following NIST SRMs:

Analyte	Aq. SRM	MO SRM		Analyte	Aq. SRM	MO SRM		Analyte	Aq. SRM	MO SRM
Ag	3151	1077a		Hf	3122	—		S	3154	2770
Al	3101a	1075a		Hg	3133	3133		Sb	3102a	3102a
As	3103a	3103a		Ho	3123a	—		Sc	3148a	3148a
Au	3121	—		In	3124a	3124a		Se	3149	3149
B	3107	3107		K	3141a	3141a		Si	3150	1066a
Ba	3104a	1051b		La	3127a	3127a		Sm	3147a	—
Be	3105a	3105a		Li	3129a	3129a		Sn	3161a	1057b
Bi	3106	3106		Lu	3130a	—		SO_4^{-2}	3181	—
Br^-	3184	—		Mg	3131a	3131a		Sr	3153a	3153a
Ca	3109a	3109a		Mn	3132	3132		Ta	3155	—
Cd	3108	1053a		Mo	3134	3134		Tb	3157a	—
Ce	3110	3110		Na	3152a	3152a		Te	3156	—
Cl^-	3182	1818a		Nb	3137	—		Th	3159	—
Co	3113	3113		Nd	3135a	—		Ti	3162a	3162a
Cr	3112a	1078b		Ni	3136	1065b		Tl	3158	3158
Cs	3111a	—		NO_3^-	3185	—		Tm	3160a	—
Cu	3114	1080a		P	3139a	3139a		U	3164	—
Dy	3115a	—		Pb	3128	3128		V	3165	1052b
Er	3116a	—		Pd	3138	—		W	3163	3163
Eu	3117a	—		PO_4^{-3}	3186	—		Y	3167a	3167a
F^-	3183	—		Pr	3142a	—		Yb	3166a	—
Fe	3126a	1079b		Pt	3140	3140		Zn	3168a	3168a
Ga	3119a	—		Rb	3145a	—		Zr	3169	3169
Gd	3118a	—		Re	3143	—				
Ge	3120a	—		Rh	3144	3144				

Reagent

ICPICSABsol1_00001

CERTIFICATE OF ANALYSIS

Rec'd 6-27-19 km

Multi-Element Aqueous CRM

Product #: TA-ICP-ICSAB-1

ICP ICSAB Mix Solution 1

Lot #: 992184-1

Matrix: 5% HNO_3/0.5% HF

Element	Certified Concentration & Uncertainty	Element	Certified Concentration & Uncertainty	Element	Certified Concentration & Uncertainty
Mo	100.0 ± 0.5 mg/L	Si	1000 ± 5 mg/L	Ti	100.1 ± 0.5 mg/L
Sb	100.0 ± 0.5 mg/L	Sn	100.0 ± 0.5 mg/L		

Intended Use: This solution is intended for use as a certified reference material (CRM) or calibration standard for inductively coupled plasma optical emission spectroscopy (ICP-OES), inductively coupled plasma mass spectrometry (ICP-MS), flame or furnace atomic absorption spectroscopy (AA or GFAA), and other techniques for elemental analysis.

Certification & Traceability: This CRM was manufactured, processed, and certified under a quality management system that is registered/accredited to **ISO 9001**, **ISO 17034**, and **ISO/IEC 17025**. This CRM was prepared to the certified concentrations shown above by gravimetric methods, using single-element concentrates that were certified using the "High Performance ICP-OES" protocol developed by NIST and are directly traceable to **NIST SRMs (see reverse side)**. The solution was stabilized using high purity nitric acid (HNO_3), hydrofluoric acid (HF) and diluted with filtered (0.22 µm), 18 M-ohm deionized water. The balances used in the preparation of this CRM are calibrated regularly with traceability to NIST, using a calibration provider that is accredited to ISO/IEC 17025 by a mutually recognized accreditation body. All volumetric dilutions are performed in Class A calibrated glassware. The certified concentrations were determined based upon gravimetric procedures. Secondary verification of the certified concentrations was performed using ICP-OES that was calibrated and/or referenced against **NIST SRMs (see reverse side)**. The uncertainty associated with each certified concentration represents the expanded uncertainty at the 95% confidence level using a coverage factor of k=2.

Instructions for Use: We recommend that the solution be thoroughly mixed by repeated shaking or swirling of the bottle immediately prior to use. To achieve the highest accuracy, the analyst should: (1) use only pre-cleaned containers and transferware, (2) not pipette directly from the CRM's original container, (3) never pour used product back into the original container, (4) make dilutions using calibrated balances or certified class A volumetric flasks and pipettes, (5) use a minimum sub-sample size of 500 µL, and (6) dilute with the same matrix as the original CRM or other chemically suitable matrix. The solution should be kept tightly capped and stored under normal laboratory conditions. Do not freeze, heat, or immerse the bottle or its contents, and avoid exposure to direct sunlight or moisture.

Period of Validity: CPI International ensures the accuracy of this solution for **18 months** from the certification date shown below, provided the instructions for use are followed. During the period of validity, the purchaser will be notified if this product is recalled due to any significant changes in the stability of the solution.

Chuck Goudreau

Chuck Goudreau, Certifying Officer

June 25, 2019

Certification Date

CPI International waives all responsibility for any damages resulting from the usage and/or implementation of the products/data described herein.

USA
5580 Skylane Boulevard P: 707.525.5788
Santa Rosa, CA 95403 P: 800.878.7654
F: 707.545.7901

www.cpiinternational.com

Europe
Nieuwe Hemweg 7P P: +31 20 638 05 97
1013BG Amsterdam F: +31 20 420 28 36
The Netherlands

Health and Safety Information: Refer to the Safety Data Sheet (SDS).

Homogeneity: This solution was determined to be homogeneous by procedures consistent with the requirements of ISO Guide 34 and ISO Guide 35. Replicate samples of the finished solution were analyzed to confirm its homogeneity, in accordance with QSP 6-13 Assessment of Homogeneity and Stability. To ensure homogeneity, users should not take a smaller sub-sample than specified in the Instructions for Use, as doing so will invalidate the certified values and uncertainties.

Quality Manual Rev: No. 5, 03/01/2013

Further Information: Please contact CPI International for further information about this CRM.

Quality Certifications: This CRM was prepared under a quality management system that is registered/accredited to the following:

- ISO 9001 – Quality Management Systems – Requirements (TUV NORD Cert. No. 44 100 16560231)
- ISO/IEC 17025 – General Requirements for the Competence of Testing and Calibration Laboratories (A2LA Cert. No. 2848.01)
- ISO Guide 34 – General Requirements for the Competence of Reference Material Producers (A2LA Cert. No. 2848.02)
    - ISO Guide 34 references additional requirements specified in ISO Guide 31 and ISO Guide 35.

This CRM is traceable to the following NIST SRMs:

Analyte	Aq. SRM	MO SRM		Analyte	Aq. SRM	MO SRM		Analyte	Aq. SRM	MO SRM
Ag	3151	1077a		Hf	3122	—		S	3154	2770
Al	3101a	1075a		Hg	3133	3133		Sb	3102a	3102a
As	3103a	3103a		Ho	3123a	—		Sc	3148a	3148a
Au	3121	—		In	3124a	3124a		Se	3149	3149
B	3107	3107		K	3141a	3141a		Si	3150	1066a
Ba	3104a	1051b		La	3127a	3127a		Sm	3147a	—
Be	3105a	3105a		Li	3129a	3129a		Sn	3161a	1057b
Bi	3106	3106		Lu	3130a	—		SO_4^{-2}	3181	—
Br^-	3184	—		Mg	3131a	3131a		Sr	3153a	3153a
Ca	3109a	3109a		Mn	3132	3132		Ta	3155	—
Cd	3108	1053a		Mo	3134	3134		Tb	3157a	—
Ce	3110	3110		Na	3152a	3152a		Te	3156	—
Cl^-	3182	1818a		Nb	3137	—		Th	3159	—
Co	3113	3113		Nd	3135a	—		Ti	3162a	3162a
Cr	3112a	1078b		Ni	3136	1065b		Tl	3158	3158
Cs	3111a	—		NO_3^-	3185	—		Tm	3160a	—
Cu	3114	1080a		P	3139a	3139a		U	3164	—
Dy	3115a	—		Pb	3128	3128		V	3165	1052b
Er	3116a	—		Pd	3138	—		W	3163	3163
Eu	3117a	—		PO_4^{-3}	3186	—		Y	3167a	3167a
F^-	3183	—		Pr	3142a	—		Yb	3166a	—
Fe	3126a	1079b		Pt	3140	3140		Zn	3168a	3168a
Ga	3119a	—		Rb	3145a	—		Zr	3169	3169
Gd	3118a	—		Re	3143	—				
Ge	3120a	—		Rh	3144	3144				

Reagent

ICPICSABsol2_00001

CPI INTERNATIONAL

CERTIFICATE OF ANALYSIS

Rec'd 6-27-19 KC

Multi-Element Aqueous CRM

Product #: TA-ICP-ICSAB-2

ICP ICSAB Mix Solution 2

Lot #: 992185-1

Matrix: 5% HNO_3

Element	Certified Concentration & Uncertainty	Element	Certified Concentration & Uncertainty	Element	Certified Concentration & Uncertainty
Ag	100.0 ± 0.5 mg/L	Cr	100.1 ± 0.5 mg/L	Pb	100.0 ± 0.5 mg/L
As	100.0 ± 0.5 mg/L	Cu	100.1 ± 0.5 mg/L	Se	100.0 ± 0.5 mg/L
B	1000 ± 5 mg/L	K	1000 ± 5 mg/L	Sr	100.0 ± 0.5 mg/L
Ba	100.0 ± 0.5 mg/L	Mn	100.0 ± 0.5 mg/L	Tl	100.0 ± 0.5 mg/L
Be	50.00 ± 0.25 mg/L	Na	1000 ± 5 mg/L	V	100.1 ± 0.5 mg/L
Cd	100.0 ± 0.5 mg/L	Ni	100.1 ± 0.5 mg/L	Zn	100.0 ± 0.5 mg/L
Co	100.0 ± 0.5 mg/L	P	1000 ± 5 mg/L		

Intended Use: This solution is intended for use as a certified reference material (CRM) or calibration standard for inductively coupled plasma optical emission spectroscopy (ICP-OES), inductively coupled plasma mass spectrometry (ICP-MS), flame or furnace atomic absorption spectroscopy (AA or GFAA), and other techniques for elemental analysis.

Certification & Traceability: This CRM was manufactured, processed, and certified under a quality management system that is registered/accredited to **ISO 9001**, **ISO 17034**, and **ISO/IEC 17025**. This CRM was prepared to the certified concentrations shown above by gravimetric methods, using single-element concentrates that were certified using the "High Performance ICP-OES" protocol developed by NIST and are directly traceable to **NIST SRMs (see reverse side)**. The solution was stabilized using high purity nitric acid (HNO_3) and diluted with filtered (0.22 µm), 18 M-ohm deionized water. The balances used in the preparation of this CRM are calibrated regularly with traceability to NIST, using a calibration provider that is accredited to ISO/IEC 17025 by a mutually recognized accreditation body. All volumetric dilutions are performed in Class A calibrated glassware. The certified concentrations were determined based upon gravimetric procedures. Secondary verification of the certified concentrations was performed using ICP-OES that was calibrated and/or referenced against **NIST SRMs (see reverse side)**. The uncertainty associated with each certified concentration represents the expanded uncertainty at the 95% confidence level using a coverage factor of k=2.

Instructions for Use: We recommend that the solution be thoroughly mixed by repeated shaking or swirling of the bottle immediately prior to use. To achieve the highest accuracy, the analyst should: (1) use only pre-cleaned containers and transferware, (2) not pipette directly from the CRM's original container, (3) never pour used product back into the original container, (4) make dilutions using calibrated balances or certified class A volumetric flasks and pipettes, (5) use a minimum sub-sample size of 500 µL, and (6) dilute with the same matrix as the original CRM or other chemically suitable matrix. The solution should be kept tightly capped and stored under normal laboratory conditions. Do not freeze, heat, or immerse the bottle or its contents, and avoid exposure to direct sunlight or moisture.

Period of Validity: CPI International ensures the accuracy of this solution for **18 months** from the certification date shown below, provided the instructions for use are followed. During the period of validity, the purchaser will be notified if this product is recalled due to any significant changes in the stability of the solution.

Chuck Goudreau

Chuck Goudreau, Certifying Officer

June 25, 2019

Certification Date

CPI International waives all responsibility for any damages resulting from the usage and/or implementation of the products/data described herein.

USA
5580 Skylane Boulevard P: 707.525.5788
Santa Rosa, CA 95403 P: 800.878.7654
F: 707.545.7901

Europe
Nieuwe Hemweg 7P P: +31 20 638 05 97
1013BG Amsterdam F: +31 20 420 28 36
The Netherlands

www.cpiinternational.com

Health and Safety Information: Refer to the Safety Data Sheet (SDS).

Homogeneity: This solution was determined to be homogeneous by procedures consistent with the requirements of ISO Guide 34 and ISO Guide 35. Replicate samples of the finished solution were analyzed to confirm its homogeneity, in accordance with QSP 6-13 Assessment of Homogeneity and Stability. To ensure homogeneity, users should not take a smaller sub-sample than specified in the Instructions for Use, as doing so will invalidate the certified values and uncertainties.

Quality Manual Rev: No. 5, 03/01/2013

Further Information: Please contact CPI International for further information about this CRM.

Quality Certifications: This CRM was prepared under a quality management system that is registered/accredited to the following:

- ISO 9001 – Quality Management Systems – Requirements (TUV NORD Cert. No. 44 100 16560231)
- ISO/IEC 17025 – General Requirements for the Competence of Testing and Calibration Laboratories (A2LA Cert. No. 2848.01)
- ISO Guide 34 – General Requirements for the Competence of Reference Material Producers (A2LA Cert. No. 2848.02)
    - ISO Guide 34 references additional requirements specified in ISO Guide 31 and ISO Guide 35.

This CRM is traceable to the following NIST SRMs:

Analyte	Aq. SRM	MO SRM		Analyte	Aq. SRM	MO SRM		Analyte	Aq. SRM	MO SRM
Ag	3151	1077a		Hf	3122	—		S	3154	2770
Al	3101a	1075a		Hg	3133	3133		Sb	3102a	3102a
As	3103a	3103a		Ho	3123a	—		Sc	3148a	3148a
Au	3121	—		In	3124a	3124a		Se	3149	3149
B	3107	3107		K	3141a	3141a		Si	3150	1066a
Ba	3104a	1051b		La	3127a	3127a		Sm	3147a	—
Be	3105a	3105a		Li	3129a	3129a		Sn	3161a	1057b
Bi	3106	3106		Lu	3130a	—		SO_4^{-2}	3181	—
Br^-	3184	—		Mg	3131a	3131a		Sr	3153a	3153a
Ca	3109a	3109a		Mn	3132	3132		Ta	3155	—
Cd	3108	1053a		Mo	3134	3134		Tb	3157a	—
Ce	3110	3110		Na	3152a	3152a		Te	3156	—
Cl^-	3182	1818a		Nb	3137	—		Th	3159	—
Co	3113	3113		Nd	3135a	—		Ti	3162a	3162a
Cr	3112a	1078b		Ni	3136	1065b		Tl	3158	3158
Cs	3111a	—		NO_3^-	3185	—		Tm	3160a	—
Cu	3114	1080a		P	3139a	3139a		U	3164	—
Dy	3115a	—		Pb	3128	3128		V	3165	1052b
Er	3116a	—		Pd	3138	—		W	3163	3163
Eu	3117a	—		PO_4^{-3}	3186	—		Y	3167a	3167a
F^-	3183	—		Pr	3142a	—		Yb	3166a	—
Fe	3126a	1079b		Pt	3140	3140		Zn	3168a	3168a
Ga	3119a	—		Rb	3145a	—		Zr	3169	3169
Gd	3118a	—		Re	3143	—				
Ge	3120a	—		Rh	3144	3144				

Reagent

ISTD_00005

RCVD
2/27/18 BPM

RESTEK® CERTIFIED REFERENCE MATERIAL

110 Benner Circle
Bellefonte, PA 16823-8812
Tel: (800)356-1688
Fax: (814)353-1309

www.restek.com

Certificate of Analysis

ACCREDITED
ISO Guide 34 Accredited
Reference Material Producer
Certificate #3222.01

ilac-MRA

ACCREDITED
ISO/IEC 17025 Accredited
Testing Laboratory
Certificate #3222.02

FOR LABORATORY USE ONLY-READ SDS PRIOR TO USE.

This Reference Material is intended for Laboratory Use Only as a standard for the qualitative and/or quantitative determination of the analyte(s) listed.

Catalog No. : 32279 **Lot No.:** A0132763

Description : 1-Bromo-2-nitrobenzene Standard

1-Bromo-2-nitrobenzene Standard 1000 µg/mL, Acetone, 1mL/ampul

Container Size : 2 mL **Pkg Amt:** > 1 mL

Expiration Date : February 28, 2021 **Storage:** 10°C or colder

CERTIFIED VALUES

Elution Order	Compound	Grav. Conc. (weight/volume)	Expanded Uncertainty (95% C.L.; K=2)		
1	1-Bromo-2-nitrobenzene	1,009.0 µg/mL	+/- 5.9932	µg/mL	Gravimetric
	CAS # 577-19-5 (Lot 643872/1)		+/- 56.5869	µg/mL	Unstressed
	Purity 99%		+/- 57.9104	µg/mL	Stressed

Solvent: Acetone
CAS # 67-64-1
Purity 99%

Column:
30m x 0.25mm x 0.25µm
Rtx-5 (cat.#10223)

Carrier Gas:
hydrogen-constant pressure 10 psi.

Temp. Program:
75°C (hold 1 min.) to 330°C
@ 20°C/min. (hold 10 min.)

Inj. Temp:
250°C

Det. Temp:
330°C

Det. Type:
FID

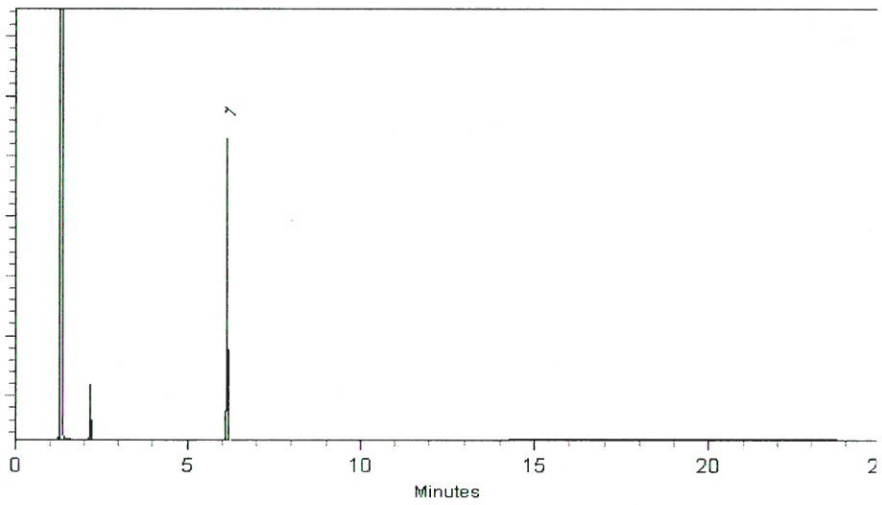

This chromatogram represents a general set of testing conditions chosen for product acceptance. For optimal results in your lab, conditions should be adjusted for your specific instrument, method, and application.

Cheryl Graham - Mix Technician

Date Mixed: 28-Nov-2017 **Balance:** 1128360905

Diane Shaffer - Operations Tech-ARM QC

Date Passed: 29-Nov-2017

Manufactured under Restek's ISO 9001:2008 Registered Quality System Certificate #FM 80397

Reagent

MTAG_00008

Recd 8-7-18 KL

HIGH-PURITY STANDARDS
www.highpuritystandards.com

P.O. Box 41727
Charleston, SC 29423
Phone (843) 767-7900
Fax (843) 767-7906

Certificate of Analysis

Certified Reference Material

ISO Guide 34:2009 (RMP) Accreditation

ISO/IEC 17025:2005 Accreditation Certificate Number AT-1529

Product Description:

Silver

Product Number: **100051-1**
Lot Number: **1817921**
Matrix: 2% (v/v) HNO_3

Certified Value:

Element	(µg/mL)	SRM ID	SRM Lot#
Ag	1000 ± 3	3151	160729

The Certified value is based on gravimetric and volumetric preparation, and verified against NIST SRM 3100 series when available via inductively coupled plasma optical emission spectrometry (ICP-OES) and/or inductively coupled plasma mass spectrometry (ICP-MS) using an internal laboratory-developed method. The uncertainty in the certified value is calculated for a 95% confidence interval and coverage factor *k* is about 2.

* Refer to Traceability Information, Section d

Density: 1.016 g/mL ± 0.002 g/mL @ 20.0°C ± 0.3°C

Uncertified Values:

Trace Metal Impurity Scan: The data reported are based upon a scan of this specific lot via ICP-OES/ICP-MS analysis. The values are reported in µg/L.

Ag		M	Cu	<	0.02	Li	<	0.5	Rb	<	0.02	Th	<	0.02
Al	<	0.05	Dy	<	0.02	Lu	<	0.02	Re	<	0.02	Ti	<	0.1
As	<	0.05	Er	<	0.02	Mg	<	0.5	Rh	<	0.02	Tl	<	0.02
Au	<	0.02	Eu	<	0.02	Mn	<	0.05	Ru	<	0.02	Tm	<	0.02
B	<	1	Fe	<	1	Mo	<	0.02	Sb	<	0.02	U	<	0.05
Ba	<	0.02	Ga	<	0.02	Na	<	3	Sc	<	0.02	V	<	0.05
Be	<	0.02	Gd	<	0.02	Nb	<	0.02	Se	<	0.1	W	<	0.02
Bi	<	0.02	Ge	<	0.02	Nd	<	0.02	Si		35	Y	<	0.02
Ca	<	1	Hf	<	0.02	Ni	<	0.02	Sm	<	0.02	Yb	<	0.02
Cd	<	0.02	Ho	<	0.02	Os	<	0.02	Sn	<	0.5	Zn	<	0.02
Ce	<	0.02	In	<	0.02	Pb	<	0.05	Sr	<	0.02	Zr	<	0.02
Co	<	0.05	Ir	<	0.2	Pd	<	0.02	Ta	<	0.02			
Cr	<	0.05	K	<	1	Pr	<	0.02	Tb	<	0.02			
Cs		5	La	<	0.02	Pt	<	0.02	Te	<	0.02			

Packaging and Storage Conditions:

The standard is packaged in a pre-cleaned polyethylene bottle. To maintain the integrity of this product, the solution should be kept tightly capped and stored under normal laboratory conditions.

Expiration Information:

The expiry date is guaranteed to be valid for **eighteen** months from the shipping date provided and is guaranteed through the month of expiration. For this reason, standards from the same lot may have different expiration dates.

Shipped Date: **August 2018**

Certificate Issue Date: **July 10, 2018**

Moven Mututuvari

Moven Mututuvari, Ph. D, Laboratory Manager

Preparation Information:

This standard is prepared using **99.992%** pure **silver metal** which was purchased from a qualified vendor per ISO 9001:2008 guidelines and assayed by analytical methods for conformity prior to use. This standard was manufactured under appropriate laboratory conditions using the methods developed at NIST for SRM Spectrometric Standard Solutions. Sub-boiling distilled high-purity acid has been used to place the materials in solution and to stabilize the standard. The matrix is as noted above in 18 megaohm deionized water.

Stability of this product is based upon rigorous short term and long term testing of the solution for the certified value. This testing includes, but is not limited to, the effect of temperature and packaging on the product. If during the period of validity, a recall is instituted due to substantial changes in the stability of this product, the purchaser will be notified.

Homogeneity:

This product is determined to be homogeneous following in-house procedures developed in accordance with the requirements of ISO Guide 34 and ISO Guide 35.

Intended Use:

This product is intended for use as a calibration standard, quality control standard, and/or for the validation of analytical methods. The standard is confirmed homogeneous; therefore, the minimum sample size should be consistent with the end user's measurement capabilities.

Traceability Information:

The traceability of this standard is maintained through an unbroken chain of comparisons to appropriate standards with suitable procedure and measurement uncertainties. The maintenance of the base and derived units of International System of Units (SI) with traceability of measurement results (contemporary metrology) to SI ensures their comparability over time as follows.

a. **Standard Weight and Analytical Balance**
   The standard weights (NBS weights Inventory No 20231A) are calibrated every two years by South Carolina Metrology Laboratory that is a participant in "NIST Weights and Measures Measurement Assurance Program" with a certificate of measurement traceability to NIST primary standards.
   The balances are calibrated yearly by the ISO 17025 accredited metrology service, and are verified weekly by an in-house method using standard weights.

b. **Volumetric Device**
   The calibration of volumetric vessels are verified using the ASTM method E542.

c. **Thermometer**
   The standard thermometers are calibrated every year by the ISO 17025 accredited metrology service. The thermometers used in-house are verified against the standard thermometers yearly.

d. **Calibration Standards:**
   The Calibration Standard is traceable to SRM 3100 Series Spectrometric Standard Solutions. If an SRM is not available, a second source standard or independent lot is used.

Refer to Safety Datasheet (SDS) for hazardous information.

NOTICE: HPS products are intended for laboratory use only. All products should be handled and used by trained professional personnel. The responsibility for the safe handling and use of these products rests solely with the buyer and/or user. The data and information as stated was furnished by the manufacturer of the product. The information provided in this certificate pertains only to the lot number specified. None of the information provided in this certificate may be used, reproduced or transmitted in any form or by any means without written approval from High-Purity Standards.

Reagent

MTAG_00012

CERTIFICATE OF ANALYSIS

Recd 6.27.19 ku

Single-Element Aqueous CRM

Product #: TA-1000511

SE Std Silver (Ag) – 1000 µg/mL

Lot #: 975475-80

Matrix: 5% HNO_3

Element	Certified Concentration & Uncertainty
Ag	996 ± 3 µg/mL (w/v)
	987 ± 3 µg/g (w/w)

Intended Use: This solution is intended for use as a certified reference material (CRM) or calibration standard for inductively coupled plasma optical emission spectroscopy (ICP-OES), inductively coupled plasma mass spectrometry (ICP-MS), flame or furnace atomic absorption spectroscopy (AA or GFAA), and other techniques for elemental analysis.

Certification & Traceability: This CRM was manufactured, processed, and certified under a quality management system that is registered/accredited to **ISO 9001**, **ISO 17034**, and **ISO/IEC 17025**. This CRM was prepared to a nominal concentration of 1000 µg/mL by gravimetric methods using 99.999% pure silver (Ag) metal dissolved in high purity nitric acid (HNO_3) and diluted with filtered (0.22 µm), 18 M-ohm deionized water. The balances used in the preparation of this CRM are calibrated regularly with traceability to NIST, using a calibration provider that is accredited to ISO/IEC 17025 by a mutually recognized accreditation body. All volumetric dilutions are performed in Class A calibrated glassware. The certified concentration and uncertainty were determined using the "High Performance ICP-OES" protocol developed by NIST, and both the certified concentration and uncertainty values are traceable to **NIST SRM 3151, lot #992212**. The uncertainty associated with the certified concentration represents the expanded uncertainty at the 95% confidence level using a coverage factor of k=2.

Indicative Values: ICP-MS was used to determine trace metal concentrations for this product (nd = not determined).

Trace Concentrations (µg/L)

Ag	MAJOR	Co	<0.5	Ge	<0.5	Lu	<0.2	P	<100	Sb	<0.5	Te	<1
Al	<2	Cs	<1	Hf	<0.2	Mg	<5	Pb	2	Sc	<5	Ti	<2
As	<2	Cr	<0.5	Hg	3	Mn	<1	Pd	<0.5	Se	<2	Tl	<0.5
Au	2	Cu	9	Ho	<0.2	Mo	<0.5	Pr	<0.2	Si	<100	Tm	<0.2
B	<5	Dy	<0.2	In	nd	Na	<25	Pt	<0.5	Sm	<0.2	V	<1
Ba	<1	Er	<0.2	Ir	<0.2	Nb	<0.5	Rb	<0.5	Sn	<0.5	W	<0.5
Bi	<0.2	Eu	<0.2	K	<25	Nd	<0.2	Re	<0.2	Sr	<1	Y	<0.5
Ca	<25	Fe	<10	La	<0.5	Ni	<2	Rh	<0.5	Ta	<0.5	Yb	<0.2
Cd	<0.5	Ga	<0.5	Li	<2	Os	2	Ru	<0.5	Tb	<0.5	Zn	<2
Ce	<0.2	Gd	<0.2										

Instructions for Use: We recommend that the solution be thoroughly mixed by repeated shaking or swirling of the bottle immediately prior to use. To achieve the highest accuracy, the analyst should: (1) use only pre-cleaned containers and transferware, (2) not pipette directly from the CRM's original container, (3) never pour used product back into the original container, (4) make dilutions using calibrated balances or certified class A volumetric flasks and pipettes, (5) use a minimum sub-sample size of 500 µL, and (6) dilute with the same matrix as the original CRM or other chemically suitable matrix. The solution should be kept tightly capped and stored under normal laboratory conditions. Do not freeze, heat, or immerse the bottle or its contents, and avoid exposure to direct sunlight or moisture.

Period of Validity: CPI International ensures the accuracy of this solution for **18 months** from the certification date shown below, provided the instructions for use are followed. During the period of validity, the purchaser will be notified if this product is recalled due to any significant changes in the stability of the solution.

Chuck Goudreau

Chuck Goudreau, Certifying Officer

June 25, 2019
Certification Date

CPI International waives all responsibility for any damages resulting from the usage and/or implementation of the products/data described herein.

USA
5580 Skylane Boulevard P: 707.525.5788
Santa Rosa, CA 95403 P: 800.878.7654
F: 707.545.7901

Europe
Nieuwe Hemweg 7P P: +31 20 638 05 97
1013BG Amsterdam F: +31 20 420 28 36
The Netherlands

www.cpiinternational.com

Health and Safety Information: Refer to the Safety Data Sheet (SDS).

Homogeneity: This solution was determined to be homogeneous by procedures consistent with the requirements of ISO Guide 34 and ISO Guide 35. Replicate samples of the finished solution were analyzed to confirm its homogeneity, in accordance with QSP 6-13 Assessment of Homogeneity and Stability. To ensure homogeneity, users should not take a smaller sub-sample than specified in the Instructions for Use, as doing so will invalidate the certified values and uncertainties.

Quality Manual Rev: No. 5, 03/01/2013

Further Information: Please contact CPI International for further information about this CRM.

Quality Certifications: This CRM was prepared under a quality management system that is registered/accredited to the following:

- ISO 9001 – Quality Management Systems – Requirements (TUV NORD Cert. No. 44 100 16560231)
- ISO/IEC 17025 – General Requirements for the Competence of Testing and Calibration Laboratories (A2LA Cert. No. 2848.01)
- ISO Guide 34 – General Requirements for the Competence of Reference Material Producers (A2LA Cert. No. 2848.02)
    - ISO Guide 34 references additional requirements specified in ISO Guide 31 and ISO Guide 35.

Reagent

MTHGCAL_00036

Received 07/24/19 DTN

7221 Investment Drive • North Charleston, SC 29418
843.767.7900 • info@highpuritystandards.com • www.highpuritystandards.com

Certificate of Analysis

Certified Reference Material

Product Description: Mercury

Product Number: **10-33-1-500**

Lot Number: **1902804**

Matrix: 5% HNO3

ISO 17034:2016 (RMP) Accreditation Certificate Number AR-1436

ISO/IEC 17025:2005 Accreditation Certificate Number AT-1529

Certified Value:

Element	µg/mL	SRM ID	SRM Lot#
Hg	10.0 ± 0.2	3133	061204

The Certified value is based on gravimetric and volumetric preparation, and verified against NIST SRM 3100 series when available via inductively coupled plasma optical emission spectrometry (ICP-OES and/or inductively coupled plasma mass spectrometry (ICP-MS) using an internal laboratory-developed method. The uncertainty in the certified value is calculated for a 95% confidence interval and coverage factor k is about 2.
* Refer to Traceability Information, Section 4

Packaging and Storage Conditions:

The standard is packaged in a pre-cleaned polyethylene bottle. To maintain the integrity of this product, the solution should be kept tightly capped and stored under normal laboratory conditions.

Expiration Information:

The expiry date is guaranteed to be valid for one year from the shipping date provided and is guaranteed through the month of expiration. For this reason, standards from the same lot may have different expiration dates.

Shipped Date: July 2019

Expiration Date: July 31, 2020

Certificate Issue Date: March 29, 2019

Moven Mutuvari

Moven Mutuvari, Ph. D, Laboratory Manager

Preparation Information:

This Certified Reference Material is prepared using **99.99%** pure **Mercury Metal** which was purchased from a qualified vendor per ISO 9001 guidelines and assayed by analytical methods for conformity prior to use. This standard was manufactured under appropriate laboratory conditions using the methods developed at NIST for SRM Spectrometric Standard Solutions. Sub-boiling distilled high-purity acid has been used to place the materials in solution and stabilize the standard. The matrix is as noted above in 18 megaohm deionized water. Stability of this product is based upon rigorous short-term and long-term testing of the solution for the certified value. This testing includes, but is not limited to, the effect of temperature and packaging on the product. If, during the period of validity, a recall is instituted due to substantial changes in the stability of this product, the purchaser will be notified.

Homogeneity:

This product is determined to be homogeneous following in-house procedures developed in accordance with the requirements of ISO 17034 and ISO Guide 35.

Intended Use:

This product is intended for use as a calibration standard, quality control standard, and/or for the validation of analytical methods. The standard is confirmed homogeneous; therefore, the minimum sample size should be consistent with the end user's measurement capabilities.

Traceability Information:

The traceability of this standard is maintained through an unbroken chain of comparisons to appropriate standards with suitable procedure and measurement uncertainties. The maintenance of the base and derived units of International System of Units (SI) with traceability of measurement results (contemporary metrology) to SI ensures their comparability over time as follows.

1. **Standard Weight and Analytical Balance**
   The standard weights (NBS weights Inventory No 20231A) are calibrated every two years by South Carolina Metrology Laboratory that is a participant in 'NIST Weights and Measures Measurement Assurance Program' with a certificate of measurement traceability to NIST primary standards. The balances are calibrated yearly by the ISO 17025 accredited metrology service, and are verified weekly by an in-house method using standard weights.
2. **Volumetric Device**
   The calibrations of volumetric vessels are verified using the ASTM method E542.
3. **Thermometer**
   The standard thermometers are calibrated every year by the ISO 17025 accredited metrology service. The thermometers used in-house are verified against the standard thermometers yearly.
4. **Calibration Standards**
   The Calibration Standard is traceable to SRM 3100 Series Spectrometric Standard Solutions. If an SRM is not available, a second source standard or independent lot is used.

Refer to Safety Datasheet (SDS) for hazardous information.

NOTICE: HPS products are intended for laboratory use only. All products should be handled and used by trained professional personnel. The responsibility for the safe handling and use of these products rests solely with the buyer and/or user. The data and information as stated was furnished by the manufacturer of the product. The information provided in this certificate pertains only to the lot number specified. None of the information provided in this certificate may be used, reproduced or transmitted in any form or by any means without written approval from High-Purity Standards.

Reagent

MTICP/ICPMS_00002

Recd 3-14-19
KU

CPI INTERNATIONAL

CERTIFICATE OF ANALYSIS

Multi-Element Aqueous CRM

Product #: TA-CAL1-SS

ICP ICPMS CAL Mix # 1

Lot #: 992738-1

Matrix: 5% HNO_3/tr. HF

Element	Certified Concentration & Uncertainty	Element	Certified Concentration & Uncertainty	Element	Certified Concentration & Uncertainty
As	100.1 ± 0.5 mg/L	Li	100.1 ± 0.5 mg/L	Si	1000 ± 5 mg/L
Ba	100.0 ± 0.5 mg/L	Mn	100.0 ± 0.5 mg/L	Sn	100.0 ± 0.5 mg/L
Be	100.0 ± 0.5 mg/L	Mo	100.1 ± 0.5 mg/L	Sr	100.1 ± 0.5 mg/L
Cd	100.0 ± 0.5 mg/L	Ni	100.0 ± 0.5 mg/L	Ti	100.0 ± 0.5 mg/L
Co	100.0 ± 0.5 mg/L	Pb	100.0 ± 0.5 mg/L	Tl	100.0 ± 0.5 mg/L
Cr	100.0 ± 0.5 mg/L	Sb	100.0 ± 0.5 mg/L	V	100.0 ± 0.5 mg/L
Cu	100.0 ± 0.5 mg/L	Se	100.0 ± 0.5 mg/L		

Intended Use: This solution is intended for use as a second source certified reference material (CRM) or calibration standard for inductively coupled plasma optical emission spectroscopy (ICP-OES), inductively coupled plasma mass spectrometry (ICP-MS), flame or furnace atomic absorption spectroscopy (AA or GFAA), and other techniques for elemental analysis.

Certification & Traceability: This CRM was manufactured, processed, and certified under a quality management system that is registered/accredited to **ISO 9001**, **ISO 17034**, and **ISO/IEC 17025**. This CRM was prepared to the certified concentrations shown above by gravimetric methods, using single-element concentrates that were certified using the "High Performance ICP-OES" protocol developed by NIST and are directly traceable to **NIST SRMs (see reverse side)**. The solution was stabilized using high purity nitric acid (HNO_3), trace hydrofluoric acid (HF) and diluted with filtered (0.22 µm), 18 M-ohm deionized water. The balances used in the preparation of this CRM are calibrated regularly with traceability to NIST, using a calibration provider that is accredited to ISO/IEC 17025 by a mutually recognized accreditation body. All volumetric dilutions are performed in Class A calibrated glassware. The certified concentrations were determined based upon gravimetric procedures. Secondary verification of the certified concentrations was performed using ICP-OES that was calibrated and/or referenced against **NIST SRMs (see reverse side)**. The uncertainty associated with each certified concentration represents the expanded uncertainty at the 95% confidence level using a coverage factor of k=2.

Instructions for Use: We recommend that the solution be thoroughly mixed by repeated shaking or swirling of the bottle immediately prior to use. To achieve the highest accuracy, the analyst should: (1) use only pre-cleaned containers and transferware, (2) not pipette directly from the CRM's original container, (3) never pour used product back into the original container, (4) make dilutions using calibrated balances or certified class A volumetric flasks and pipettes, (5) use a minimum sub-sample size of 500 µL, and (6) dilute with the same matrix as the original CRM or other chemically suitable matrix. The solution should be kept tightly capped and stored under normal laboratory conditions. Do not freeze, heat, or immerse the bottle or its contents, and avoid exposure to direct sunlight or moisture.

Period of Validity: CPI International ensures the accuracy of this solution for **18 months** from the certification date shown below, provided the instructions for use are followed. During the period of validity, the purchaser will be notified if this product is recalled due to any significant changes in the stability of the solution.

Chuck Goudreau

Chuck Goudreau, Certifying Officer

March 11, 2019
Certification Date

CPI International waives all responsibility for any damages resulting from the usage and/or implementation of the products/data described herein.

USA
5580 Skylane Boulevard P: 707.525.5788
Santa Rosa, CA 95403 P: 800.878.7654
F: 707.545.7901

Europe
Nieuwe Hemweg 7P P: +31 20 638 05 97
1013BG Amsterdam F: +31 20 420 28 36
The Netherlands

www.cpiinternational.com

Health and Safety Information: Refer to the Safety Data Sheet (SDS).

Homogeneity: This solution was determined to be homogeneous by procedures consistent with the requirements of ISO Guide 34 and ISO Guide 35. Replicate samples of the finished solution were analyzed to confirm its homogeneity, in accordance with QSP 6-13 Assessment of Homogeneity and Stability. To ensure homogeneity, users should not take a smaller sub-sample than specified in the Instructions for Use, as doing so will invalidate the certified values and uncertainties.

Quality Manual Rev: No. 5, 03/01/2013

Further Information: Please contact CPI International for further information about this CRM.

Quality Certifications: This CRM was prepared under a quality management system that is registered/accredited to the following:

- ISO 9001 – Quality Management Systems – Requirements (TUV NORD Cert. No. 44 100 16560231)
- ISO/IEC 17025 – General Requirements for the Competence of Testing and Calibration Laboratories (A2LA Cert. No. 2848.01)
- ISO Guide 34 – General Requirements for the Competence of Reference Material Producers (A2LA Cert. No. 2848.02)
    - ISO Guide 34 references additional requirements specified in ISO Guide 31 and ISO Guide 35.

This CRM is traceable to the following NIST SRMs:

Analyte	Aq. SRM	MO SRM		Analyte	Aq. SRM	MO SRM		Analyte	Aq. SRM	MO SRM
Ag	3151	1077a		Hf	3122	—		S	3154	2770
Al	3101a	1075a		Hg	3133	3133		Sb	3102a	3102a
As	3103a	3103a		Ho	3123a	—		Sc	3148a	3148a
Au	3121	—		In	3124a	3124a		Se	3149	3149
B	3107	3107		K	3141a	3141a		Si	3150	1066a
Ba	3104a	1051b		La	3127a	3127a		Sm	3147a	—
Be	3105a	3105a		Li	3129a	3129a		Sn	3161a	1057b
Bi	3106	3106		Lu	3130a	—		SO_4^{-2}	3181	—
Br^-	3184	—		Mg	3131a	3131a		Sr	3153a	3153a
Ca	3109a	3109a		Mn	3132	3132		Ta	3155	—
Cd	3108	1053a		Mo	3134	3134		Tb	3157a	—
Ce	3110	3110		Na	3152a	3152a		Te	3156	—
Cl^-	3182	1818a		Nb	3137	—		Th	3159	—
Co	3113	3113		Nd	3135a	—		Ti	3162a	3162a
Cr	3112a	1078b		Ni	3136	1065b		Tl	3158	3158
Cs	3111a	—		NO_3^-	3185	—		Tm	3160a	—
Cu	3114	1080a		P	3139a	3139a		U	3164	—
Dy	3115a	—		Pb	3128	3128		V	3165	1052b
Er	3116a	—		Pd	3138	—		W	3163	3163
Eu	3117a	—		PO_4^{-3}	3186	—		Y	3167a	3167a
F^-	3183	—		Pr	3142a	—		Yb	3166a	—
Fe	3126a	1079b		Pt	3140	3140		Zn	3168a	3168a
Ga	3119a	—		Rb	3145a	—		Zr	3169	3169
Gd	3118a	—		Re	3143	—				
Ge	3120a	—		Rh	3144	3144				

Reagent

MTICP/ICPMS_00010

CPI INTERNATIONAL

CERTIFICATE OF ANALYSIS

Rec'd 6-27-19 km
2 bottles

Multi-Element Aqueous CRM

Product #: TA-CAL1

ICP ICPMS CAL Mix # 1

Lot #: 1018875-1

Matrix: 5% HNO_3/tr. HF

Element	Certified Concentration & Uncertainty	Element	Certified Concentration & Uncertainty	Element	Certified Concentration & Uncertainty
As	100.0 ± 0.5 mg/L	Li	100.0 ± 0.5 mg/L	Si	1000 ± 5 mg/L
Ba	100.0 ± 0.5 mg/L	Mn	99.99 ± 0.50 mg/L	Sn	100.0 ± 0.5 mg/L
Be	100.0 ± 0.5 mg/L	Mo	100.0 ± 0.5 mg/L	Sr	100.0 ± 0.5 mg/L
Cd	100.0 ± 0.5 mg/L	Ni	100.0 ± 0.5 mg/L	Ti	100.0 ± 0.5 mg/L
Co	100.0 ± 0.5 mg/L	Pb	100.0 ± 0.5 mg/L	Tl	100.0 ± 0.5 mg/L
Cr	100.0 ± 0.5 mg/L	Sb	100.0 ± 0.5 mg/L	V	100.0 ± 0.5 mg/L
Cu	100.0 ± 0.5 mg/L	Se	100.0 ± 0.5 mg/L		

Source Material Lot# Chart

Element	Source Material Lot#	Element	Source Material Lot#	Element	Source Material Lot#
As	166531	Li	170237	Si	983062
Ba	150283r	Mn	167540	Sn	171360
Be	989234	Mo	175215	Sr	976606
Cd	173171	Ni	752769	Ti	161694
Co	979870	Pb	168223	Tl	983036
Cr	880115	Sb	978317	V	983037
Cu	148793	Se	929078		

Intended Use: This solution is intended for use as a certified reference material (CRM) or calibration standard for inductively coupled plasma optical emission spectroscopy (ICP-OES), inductively coupled plasma mass spectrometry (ICP-MS), flame or furnace atomic absorption spectroscopy (AA or GFAA), and other techniques for elemental analysis.

Certification & Traceability: This CRM was manufactured, processed, and certified under a quality management system that is registered/accredited to **ISO 9001**, **ISO 17034**, and **ISO/IEC 17025**. This CRM was prepared to the certified concentrations shown above by gravimetric methods, using single-element concentrates that were certified using the "High Performance ICP-OES" protocol developed by NIST and are directly traceable to **NIST SRMs (see reverse side)**. The solution was stabilized using high purity nitric acid (HNO_3), trace hydrofluoric acid (HF) and diluted with filtered (0.22 µm), 18 M-ohm deionized water. The balances used in the preparation of this CRM are calibrated regularly with traceability to NIST, using a calibration provider that is accredited to ISO/IEC 17025 by a mutually recognized accreditation body. All volumetric dilutions are performed in Class A calibrated glassware. The certified concentrations were determined based upon gravimetric procedures. Secondary verification of the certified concentrations was performed using ICP-OES that was calibrated and/or referenced against **NIST SRMs (see reverse side)**. The uncertainty associated with each certified concentration represents the expanded uncertainty at the 95% confidence level using a coverage factor of k=2.

USA
5580 Skylane Boulevard P: 707.525.5788
Santa Rosa, CA 95403 P: 800.878.7654
F: 707.545.7901

Europe
Nieuwe Hemweg 7P P: +31 20 638 05 97
1013BG Amsterdam F: +31 20 420 28 36
The Netherlands

www.cpiinternational.com

Instructions for Use: We recommend that the solution be thoroughly mixed by repeated shaking or swirling of the bottle immediately prior to use. To achieve the highest accuracy, the analyst should: (1) use only pre-cleaned containers and transferware, (2) not pipette directly from the CRM's original container, (3) never pour used product back into the original container, (4) make dilutions using calibrated balances or certified class A volumetric flasks and pipettes, (5) use a minimum sub-sample size of 500 µL, and (6) dilute with the same matrix as the original CRM or other chemically suitable matrix. The solution should be kept tightly capped and stored under normal laboratory conditions. Do not freeze, heat, or immerse the bottle or its contents, and avoid exposure to direct sunlight or moisture.

Period of Validity: CPI International ensures the accuracy of this solution for **18 months** from the certification date shown below, provided the instructions for use are followed. During the period of validity, the purchaser will be notified if this product is recalled due to any significant changes in the stability of the solution.

Chuck Goudreau

Chuck Goudreau, Certifying Officer

June 25, 2019

Certification Date

CPI International waives all responsibility for any damages resulting from the usage and/or implementation of the products/data described herein.

Health and Safety Information: Refer to the Safety Data Sheet (SDS).

Homogeneity: This solution was determined to be homogeneous by procedures consistent with the requirements of ISO Guide 34 and ISO Guide 35. Replicate samples of the finished solution were analyzed to confirm its homogeneity, in accordance with QSP 6-13 Assessment of Homogeneity and Stability. To ensure homogeneity, users should not take a smaller sub-sample than specified in the Instructions for Use, as doing so will invalidate the certified values and uncertainties.

Quality Manual Rev: No. 5, 03/01/2013

Further Information: Please contact CPI International for further information about this CRM.

Quality Certifications: This CRM was prepared under a quality management system that is registered/accredited to the following:

- ISO 9001 – Quality Management Systems – Requirements (TUV NORD Cert. No. 44 100 16560231)
- ISO/IEC 17025 – General Requirements for the Competence of Testing and Calibration Laboratories (A2LA Cert. No. 2848.01)
- ISO Guide 34 – General Requirements for the Competence of Reference Material Producers (A2LA Cert. No. 2848.02)
    - ISO Guide 34 references additional requirements specified in ISO Guide 31 and ISO Guide 35.

This CRM is traceable to the following NIST SRMs:

Analyte	Aq. SRM	MO SRM		Analyte	Aq. SRM	MO SRM		Analyte	Aq. SRM	MO SRM
Ag	3151	1077a		Hf	3122	—		S	3154	2770
Al	3101a	1075a		Hg	3133	3133		Sb	3102a	3102a
As	3103a	3103a		Ho	3123a	—		Sc	3148a	3148a
Au	3121	—		In	3124a	3124a		Se	3149	3149
B	3107	3107		K	3141a	3141a		Si	3150	1066a
Ba	3104a	1051b		La	3127a	3127a		Sm	3147a	—
Be	3105a	3105a		Li	3129a	3129a		Sn	3161a	1057b
Bi	3106	3106		Lu	3130a	—		SO_4^{-2}	3181	—
Br^-	3184	—		Mg	3131a	3131a		Sr	3153a	3153a
Ca	3109a	3109a		Mn	3132	3132		Ta	3155	—
Cd	3108	1053a		Mo	3134	3134		Tb	3157a	—
Ce	3110	3110		Na	3152a	3152a		Te	3156	—
Cl^-	3182	1818a		Nb	3137	—		Th	3159	—
Co	3113	3113		Nd	3135a	—		Ti	3162a	3162a
Cr	3112a	1078b		Ni	3136	1065b		Tl	3158	3158
Cs	3111a	—		NO_3^-	3185	—		Tm	3160a	—
Cu	3114	1080a		P	3139a	3139a		U	3164	—
Dy	3115a	—		Pb	3128	3128		V	3165	1052b
Er	3116a	—		Pd	3138	—		W	3163	3163
Eu	3117a	—		PO_4^{-3}	3186	—		Y	3167a	3167a
F^-	3183	—		Pr	3142a	—		Yb	3166a	—
Fe	3126a	1079b		Pt	3140	3140		Zn	3168a	3168a
Ga	3119a	—		Rb	3145a	—		Zr	3169	3169
Gd	3118a	—		Re	3143	—				
Ge	3120a	—		Rh	3144	3144				

Reagent

MTLI_00011

CERTIFICATE OF ANALYSIS

Recv'd 3-26-19 KM

Single-Element Aqueous CRM

Product #: TA-1000291

SE Std Lithium (Li) – 1000 µg/mL

Lot #: 751942-43

Matrix: 5% HNO_3

Element	Certified Concentration & Uncertainty
Li	1002 ± 3 µg/mL (w/v)
	993 ± 3 µg/g (w/w)

Intended Use: This solution is intended for use as a certified reference material (CRM) or calibration standard for inductively coupled plasma optical emission spectroscopy (ICP-OES), inductively coupled plasma mass spectrometry (ICP-MS), flame or furnace atomic absorption spectroscopy (AA or GFAA), and other techniques for elemental analysis.

Certification & Traceability: This CRM was manufactured, processed, and certified under a quality management system that is registered/accredited to **ISO 9001**, **ISO 17034**, and **ISO/IEC 17025**. This CRM was prepared to a nominal concentration of 1000 µg/mL by gravimetric methods using 99.999% pure lithium carbonate (Li_2CO_3) dissolved in high purity nitric acid (HNO_3) and diluted with filtered (0.22 µm), 18 M-ohm deionized water. The balances used in the preparation of this CRM are calibrated regularly with traceability to NIST, using a calibration provider that is accredited to ISO/IEC 17025 by a mutually recognized accreditation body. All volumetric dilutions are performed in Class A calibrated glassware. The certified concentration and uncertainty were determined using the "High Performance ICP-OES" protocol developed by NIST, and both the certified concentration and uncertainty values are traceable to **NIST SRM 3129a, lot #100714**. The uncertainty associated with the certified concentration represents the expanded uncertainty at the 95% confidence level using a coverage factor of k=2.

Indicative Values: ICP-MS was used to determine trace metal concentrations for this product (nd = not determined).

Trace Concentrations (µg/L)

Ag	35	Co	<1	Ge	<0.5	Mg	<5	Pd	<0.5	Si	<100	V	<1
Al	9	Cs	7	Hf	<0.2	Mn	<1	Pr	<0.2	Sm	<0.2	W	<0.5
As	<2	Cr	<0.5	Hg	30	Mo	<0.5	Pt	<0.5	Sn	<0.5	Y	<0.5
Au	<0.5	Cu	<1	Ho	<0.2	Na	<25	Rb	2	Sr	<1	Yb	<0.2
B	<5	Dy	<0.2	In	nd	Nb	<0.5	Re	<0.2	Ta	<0.5	Zn	<2
Ba	2	Er	<0.2	Ir	<0.2	Nd	<0.2	Rh	<0.5	Tb	<0.5		
Bi	<0.2	Eu	<0.2	K	<25	Ni	<2	Ru	<0.5	Te	<1		
Ca	<25	Fe	<10	La	<0.5	Os	<0.5	Sb	<0.5	Ti	<2		
Cd	<0.5	Ga	<0.5	Li	MAJOR	P	<100	Sc	<5	Tl	<0.5		
Ce	<0.2	Gd	<0.2	Lu	<0.2	Pb	<1	Se	<2	Tm	<0.2		

Instructions for Use: We recommend that the solution be thoroughly mixed by repeated shaking or swirling of the bottle immediately prior to use. To achieve the highest accuracy, the analyst should: (1) use only pre-cleaned containers and transferware, (2) not pipette directly from the CRM's original container, (3) never pour used product back into the original container, (4) make dilutions using calibrated balances or certified class A volumetric flasks and pipettes, (5) use a minimum sub-sample size of 500 µL, and (6) dilute with the same matrix as the original CRM or other chemically suitable matrix. The solution should be kept tightly capped and stored under normal laboratory conditions. Do not freeze, heat, or immerse the bottle or its contents, and avoid exposure to direct sunlight or moisture.

Period of Validity: CPI International ensures the accuracy of this solution for **18 months** from the certification date shown below, provided the instructions for use are followed. During the period of validity, the purchaser will be notified if this product is recalled due to any significant changes in the stability of the solution.

Chuck Goudreau

Chuck Goudreau, Certifying Officer

March 20, 2019

Certification Date

CPI International waives all responsibility for any damages resulting from the usage and/or implementation of the products/data described herein.

USA
5580 Skylane Boulevard P: 707.525.5788
Santa Rosa, CA 95403 P: 800.878.7654
F: 707.545.7901

www.cpiinternational.com

Europe
Nieuwe Hemweg 7P P: +31 20 638 05 97
1013BG Amsterdam F: +31 20 420 28 36
The Netherlands

Health and Safety Information: Refer to the Safety Data Sheet (SDS).

Homogeneity: This solution was determined to be homogeneous by procedures consistent with the requirements of ISO Guide 34 and ISO Guide 35. Replicate samples of the finished solution were analyzed to confirm its homogeneity, in accordance with QSP 6-13 Assessment of Homogeneity and Stability. To ensure homogeneity, users should not take a smaller sub-sample than specified in the Instructions for Use, as doing so will invalidate the certified values and uncertainties.

Quality Manual Rev: No. 5, 03/01/2013

Further Information: Please contact CPI International for further information about this CRM.

Quality Certifications: This CRM was prepared under a quality management system that is registered/accredited to the following:

- ISO 9001 – Quality Management Systems – Requirements (TUV NORD Cert. No. 44 100 16560231)
- ISO/IEC 17025 – General Requirements for the Competence of Testing and Calibration Laboratories (A2LA Cert. No. 2848.01)
- ISO Guide 34 – General Requirements for the Competence of Reference Material Producers (A2LA Cert. No. 2848.02)
    - ISO Guide 34 references additional requirements specified in ISO Guide 31 and ISO Guide 35.

Reagent

MTRCRA_00017

high-purity standards

7221 Investment Drive • North Charleston, SC 29418
843.767.7900 • info@highpuritystandards.com • www.highpuritystandards.com

Rec'd 8-12-19 KM

Certificate of Analysis

Certified Reference Material

Product Description: Special Mix

Product Number: **SM-606-080-1L**
Lot Number: **1921737**
Matrix: 2% HNO3
Purity: 99.998%-99.9999%

ISO 17034:2016 (RMP) Accreditation Certificate Number AR-1436

ISO/IEC 17025:2005 Accreditation Certificate Number AT-1529

Certified Values:

Element	(mg/L)	SRM ID	SRM Lot#	Element	(mg/L)	SRM ID	SRM Lot#
Ag	100 ± 1	3151	160729	Cr	500 ± 3	3112a	170630
As	500 ± 5	3103a	100818	Pb	500 ± 5	3128	101026
Ba	5000 ± 30	3104a	140909	Se	100 ± 1	3149	100901
Cd	100 ± 1	3108	130116				

Certified values are based on gravimetric and volumetric preparation, and verified against NIST SRM 3100 series when available via inductively coupled plasma optical emission spectrometry (ICP-OES and/or inductively coupled plasma mass spectrometry (ICP-MS) using an internal laboratory-developed method. The uncertainty in the certified value is calculated for a 95% confidence interval and coverage factor k is about 2.
* Refer to Traceability Information, Section 4

Packaging and Storage Conditions:

The standard is packaged in a pre-cleaned polyethylene bottle. To maintain the integrity of this product, the solution should be kept tightly capped and stored under normal laboratory conditions.

Expiration Information:

The expiry date is guaranteed to be valid for one year from the shipping date provided and is guaranteed through the month of expiration. For this reason, standards from the same lot may have different expiration dates.

Shipped Date: August 2019
Expiration Date: August 31, 2020
Certificate Issue Date: August 7, 2019

Moven Mutuvari

Moven Mutuvari, Ph. D, Laboratory Manager

Preparation Information:

This Certified Reference Material (CRM) is generally prepared from single element standard solutions that are ISO 17034 certified reference materials and manufactured under appropriate laboratory conditions using the methods developed at NIST for SRM Spectrometric Standard Solutions. Sub-boiling distilled high-purity acid has been used to place the materials in solution and stabilize the standard. The matrix is as noted above in 18 megaohm deionized water. Stability of this product is based upon rigorous short-term and long-term testing of the solution for the certified value. This testing includes, but is not limited to, the effect of temperature and packaging on the product. If, during the period of validity, a recall is instituted due to substantial changes in the stability of this product, the purchaser will be notified.

Homogeneity:

This product is determined to be homogeneous following in-house procedures developed in accordance with the requirements of ISO 17034 and ISO Guide 35.

Intended Use:

This product is intended for use as a calibration standard, quality control standard, and/or for the validation of analytical methods. The standard is confirmed homogeneous; therefore, the minimum sample size should be consistent with the end user's measurement capabilities.

Traceability Information:

The traceability of this standard is maintained through an unbroken chain of comparisons to appropriate standards with suitable procedure and measurement uncertainties. The maintenance of the base and derived units of International System of Units (SI) with traceability of measurement results (contemporary metrology) to SI ensures their comparability over time as follows.

1. **Standard Weight and Analytical Balance**
   The standard weights (NBS weights Inventory No 20231A) are calibrated every two years by South Carolina Metrology Laboratory that is a participant in 'NIST Weights and Measures Measurement Assurance Program' with a certificate of measurement traceability to NIST primary standards. The balances are calibrated yearly by the ISO 17025 accredited metrology service, and are verified weekly by an in-house method using standard weights.
2. **Volumetric Device**
   The calibrations of volumetric vessels are verified using the ASTM method E542.
3. **Thermometer**
   The standard thermometers are calibrated every year by the ISO 17025 accredited metrology service. The thermometers used in-house are verified against the standard thermometers yearly.
4. **Calibration Standards**
   The Calibration Standard is traceable to SRM 3100 Series Spectrometric Standard Solutions. If an SRM is not available, a second source standard or independent lot is used.

Refer to Safety Datasheet (SDS) for hazardous information.

NOTICE: HPS products are intended for laboratory use only. All products should be handled and used by trained professional personnel. The responsibility for the safe handling and use of these products rests solely with the buyer and/or user. The data and information as stated was furnished by the manufacturer of the product. The information provided in this certificate pertains only to the lot number specified. None of the information provided in this certificate may be used, reproduced or transmitted in any form or by any means without written approval from High-Purity Standards.

Reagent

MTZN_00002

CERTIFICATE OF ANALYSIS

Rec'd 4-16-19 KW

Single-Element Aqueous CRM

Product #: G34-4400-10M681-250

Zinc (Zn) – 10,000 µg/mL

Lot #: 166920-36

Matrix: 5% HNO_3

Element	Certified Concentration & Uncertainty
Zn	10,030 ± 30 µg/mL (w/v)
	9714 ± 26 µg/g (w/w)

Intended Use: This solution is intended for use as a certified reference material (CRM) or calibration standard for inductively coupled plasma optical emission spectroscopy (ICP-OES), inductively coupled plasma mass spectrometry (ICP-MS), flame or furnace atomic absorption spectroscopy (AA or GFAA), and other techniques for elemental analysis.

Certification & Traceability: This CRM was manufactured, processed, and certified under a quality management system that is registered/accredited to **ISO 9001**, **ISO Guide 34**, and **ISO/IEC 17025**. This CRM was prepared to a nominal concentration of 10,000 µg/mL by gravimetric methods using 99.9999% pure zinc (Zn) metal dissolved in high purity nitric acid (HNO_3) and diluted with filtered (0.22 µm), 18 M-ohm deionized water. The balances used in the preparation of this CRM are calibrated regularly with traceability to NIST, using a calibration provider that is accredited to ISO/IEC 17025 by a mutually recognized accreditation body. All volumetric dilutions are performed in Class A calibrated glassware. The certified concentration and uncertainty were determined using the "High Performance ICP-OES" protocol developed by NIST, and both the certified concentration and uncertainty values are traceable to **NIST SRM 3168a, lot #120629**. The uncertainty associated with the certified concentration represents the expanded uncertainty at the 95% confidence level using a coverage factor of k=2.

Indicative Values: ICP-MS was used to determine trace metal concentrations for this product (nd = not determined).

Trace Concentrations (µg/L)

Ag	<5	Co	<10	Ge	<5	Mg	<50	Pd	<5	Si	<1000	V	<10
Al	<20	Cs	<5	Hf	<2	Mn	<10	Pr	<2	Sm	<2	W	<5
As	36	Cr	<5	Hg	<5	Mo	<5	Pt	<5	Sn	<5	Y	<5
Au	<5	Cu	<10	Ho	<2	Na	<250	Rb	<5	Sr	<10	Yb	<2
B	<50	Dy	<2	In	nd	Nb	<5	Re	<2	Ta	<5	Zn	MAJOR
Ba	<10	Er	<2	Ir	<2	Nd	<2	Rh	<5	Tb	<5		
Bi	<2	Eu	<2	K	<250	Ni	<20	Ru	9	Te	<10		
Ca	<250	Fe	<100	La	<5	Os	<5	Sb	<5	Ti	<20		
Cd	<5	Ga	<5	Li	<20	P	<1000	Sc	<50	Tl	<5		
Ce	<2	Gd	<2	Lu	<2	Pb	11	Se	<20	Tm	<2		

Instructions for Use: We recommend that the solution be thoroughly mixed by repeated shaking or swirling of the bottle immediately prior to use. To achieve the highest accuracy, the analyst should: (1) use only pre-cleaned containers and transferware, (2) not pipette directly from the CRM's original container, (3) never pour used product back into the original container, (4) make dilutions using calibrated balances or certified class A volumetric flasks and pipettes, (5) use a minimum sub-sample size of 500 µL, and (6) dilute with the same matrix as the original CRM or other chemically suitable matrix. The solution should be kept tightly capped and stored under normal laboratory conditions. Do not freeze, heat, or immerse the bottle or its contents, and avoid exposure to direct sunlight or moisture.

Period of Validity: CPI International ensures the accuracy of this solution for **18 months** from the certification date shown below, provided the instructions for use are followed. During the period of validity, the purchaser will be notified if this product is recalled due to any significant changes in the stability of the solution.

Chuck Goudreau

Chuck Goudreau, Certifying Officer

April 15, 2019

Certification Date

CPI International waives all responsibility for any damages resulting from the usage and/or implementation of the products/data described herein.

USA
5580 Skylane Boulevard P: 707.525.5788
Santa Rosa, CA 95403 P: 800.878.7654
F: 707.545.7901

Europe
Nieuwe Hemweg 7P P: +31 20 638 05 97
1013BG Amsterdam F: +31 20 420 28 36
The Netherlands

www.cpiinternational.com

Health and Safety Information: Refer to the Safety Data Sheet (SDS).

Homogeneity: This solution was determined to be homogeneous by procedures consistent with the requirements of ISO Guide 34 and ISO Guide 35. Replicate samples of the finished solution were analyzed to confirm its homogeneity, in accordance with QSP 6-13 Assessment of Homogeneity and Stability. To ensure homogeneity, users should not take a smaller sub-sample than specified in the Instructions for Use, as doing so will invalidate the certified values and uncertainties.

Quality Manual Rev: No. 5, 03/01/2013

Further Information: Please contact CPI International for further information about this CRM.

Quality Certifications: This CRM was prepared under a quality management system that is registered/accredited to the following:

- ISO 9001 – Quality Management Systems – Requirements (TUV NORD Cert. No. 44 100 16560231)
- ISO/IEC 17025 – General Requirements for the Competence of Testing and Calibration Laboratories (A2LA Cert. No. 2848.01)
- ISO Guide 34 – General Requirements for the Competence of Reference Material Producers (A2LA Cert. No. 2848.02)
    - ISO Guide 34 references additional requirements specified in ISO Guide 31 and ISO Guide 35.

Reagent

NONRCRA SOL A_00002

CERTIFICATE OF ANALYSIS

Rec'd 10-1-19 kw

Multi-Element Aqueous CRM

Product #: TA-CM-FEB19-CAN1-A-1L

Custom Standard Solution A

Lot #: 10097835-3

Matrix: 5% HNO_3

Element	Certified Concentration & Uncertainty	Element	Certified Concentration & Uncertainty	Element	Certified Concentration & Uncertainty
Al	99.97 ± 0.50 µg/mL	Fe	50.00 ± 0.25 µg/mL	Ni	25.01 ± 0.13 µg/mL
B	50.01 ± 0.25 µg/mL	K	2500 ± 13 µg/mL	Sr	49.98 ± 0.25 µg/mL
Be	2.50 ± 0.01 µg/mL	Li	50.02 ± 0.25 µg/mL	Tl	100.0 ± 0.5 µg/mL
Ca	2500 ± 13 µg/mL	Mg	2500 ± 13 µg/mL	V	25.03 ± 0.13 µg/mL
Co	25.02 ± 0.13 µg/mL	Mn	25.01 ± 0.13 µg/mL	Zn	25.03 ± 0.13 µg/mL
Cu	12.50 ± 0.06 µg/mL	Na	2500 ± 13 µg/mL		

Source Material Lot # Chart

Element	Source Material Lot#	Element	Source Material Lot#	Element	Source Material Lot#
Al	992536	Fe	998527	Ni	752769
B	982186	K	983959	Sr	976606
Be	998969	Li	983034	Tl	983036
Ca	150704	Mg	116835	V	983037
Co	161695	Mn	985851	Zn	979871
Cu	982446	Na	994710		

Intended Use: This solution is intended for use as a certified reference material (CRM) or calibration standard for inductively coupled plasma optical emission spectroscopy (ICP-OES), inductively coupled plasma mass spectrometry (ICP-MS), flame or furnace atomic absorption spectroscopy (AA or GFAA), and other techniques for elemental analysis.

Certification & Traceability: This CRM was manufactured, processed, and certified under a quality management system that is registered/accredited to **ISO 9001**, **ISO 17034**, and **ISO/IEC 17025**. This CRM was prepared to the certified concentrations shown above by gravimetric methods, using single-element concentrates that were certified using the "High Performance ICP-OES" protocol developed by NIST and are directly traceable to **NIST SRMs (see reverse side)**. The solution was stabilized using high purity nitric acid (HNO_3) and diluted with filtered (0.22 µm), 18 M-ohm deionized water. The balances used in the preparation of this CRM are calibrated regularly with traceability to NIST, using a calibration provider that is accredited to ISO/IEC 17025 by a mutually recognized accreditation body. All volumetric dilutions are performed in Class A calibrated glassware. The certified concentrations were determined based upon gravimetric procedures. Secondary verification of the certified concentrations was performed using ICP-OES that was calibrated and/or referenced against **NIST SRMs (see reverse side)**. The uncertainty associated with each certified concentration represents the expanded uncertainty at the 95% confidence level using a coverage factor of k=2.

Instructions for Use: We recommend that the solution be thoroughly mixed by repeated shaking or swirling of the bottle immediately prior to use. To achieve the highest accuracy, the analyst should: (1) use only pre-cleaned containers and transferware, (2) not pipette directly from the CRM's original container, (3) never pour used product back into the original container, (4) make dilutions using calibrated balances or certified class A volumetric flasks and pipettes, (5) use a minimum sub-sample size of 500 µL, and (6) dilute with the same matrix as the original CRM or other chemically suitable matrix. The solution should be kept tightly capped and stored under normal laboratory conditions. Do not freeze, heat, or immerse the bottle or its contents, and avoid exposure to direct sunlight or moisture.

Period of Validity: CPI International ensures the accuracy of this solution for **18 months** from the certification date shown below, provided the instructions for use are followed. During the period of validity, the purchaser will be notified if this product is recalled due to any significant changes in the stability of the solution.

Chuck Goudreau

Chuck Goudreau, Certifying Officer

September 26, 2019

Certification Date

CPI International waives all responsibility for any damages resulting from the usage and/or implementation of the products/data described herein.

USA
5580 Skylane Boulevard P: 707.525.5788
Santa Rosa, CA 95403 P: 800.878.7654
F: 707.545.7901

Europe
Nieuwe Hemweg 7P P: +31 20 638 05 97
1013BG Amsterdam F: +31 20 420 28 36
The Netherlands

www.cpiinternational.com

Health and Safety Information: Refer to the Safety Data Sheet (SDS).

Homogeneity: This solution was determined to be homogeneous by procedures consistent with the requirements of ISO Guide 34 and ISO Guide 35. Replicate samples of the finished solution were analyzed to confirm its homogeneity, in accordance with QSP 6-13 Assessment of Homogeneity and Stability. To ensure homogeneity, users should not take a smaller sub-sample than specified in the Instructions for Use, as doing so will invalidate the certified values and uncertainties.

Quality Manual Rev: No. 5, 03/01/2013

Further Information: Please contact CPI International for further information about this CRM.

Quality Certifications: This CRM was prepared under a quality management system that is registered/accredited to the following:

- ISO 9001 – Quality Management Systems – Requirements (TUV NORD Cert. No. 44 100 16560231)
- ISO/IEC 17025 – General Requirements for the Competence of Testing and Calibration Laboratories (A2LA Cert. No. 2848.01)
- ISO Guide 34 – General Requirements for the Competence of Reference Material Producers (A2LA Cert. No. 2848.02)
    - ISO Guide 34 references additional requirements specified in ISO Guide 31 and ISO Guide 35.

This CRM is traceable to the following NIST SRMs:

Analyte	Aq. SRM	MO SRM		Analyte	Aq. SRM	MO SRM		Analyte	Aq. SRM	MO SRM
Ag	3151	1077a		Hf	3122	—		S	3154	2770
Al	3101a	1075a		Hg	3133	3133		Sb	3102a	3102a
As	3103a	3103a		Ho	3123a	—		Sc	3148a	3148a
Au	3121	—		In	3124a	3124a		Se	3149	3149
B	3107	3107		K	3141a	3141a		Si	3150	1066a
Ba	3104a	1051b		La	3127a	3127a		Sm	3147a	—
Be	3105a	3105a		Li	3129a	3129a		Sn	3161a	1057b
Bi	3106	3106		Lu	3130a	—		SO_4^{-2}	3181	—
Br^-	3184	—		Mg	3131a	3131a		Sr	3153a	3153a
Ca	3109a	3109a		Mn	3132	3132		Ta	3155	—
Cd	3108	1053a		Mo	3134	3134		Tb	3157a	—
Ce	3110	3110		Na	3152a	3152a		Te	3156	—
Cl^-	3182	1818a		Nb	3137	—		Th	3159	—
Co	3113	3113		Nd	3135a	—		Ti	3162a	3162a
Cr	3112a	1078b		Ni	3136	1065b		Tl	3158	3158
Cs	3111a	—		NO_3^-	3185	—		Tm	3160a	—
Cu	3114	1080a		P	3139a	3139a		U	3164	—
Dy	3115a	—		Pb	3128	3128		V	3165	1052b
Er	3116a	—		Pd	3138	—		W	3163	3163
Eu	3117a	—		PO_4^{-3}	3186	—		Y	3167a	3167a
F^-	3183	—		Pr	3142a	—		Yb	3166a	—
Fe	3126a	1079b		Pt	3140	3140		Zn	3168a	3168a
Ga	3119a	—		Rb	3145a	—		Zr	3169	3169
Gd	3118a	—		Re	3143	—				
Ge	3120a	—		Rh	3144	3144				

Reagent

NONRCRA SOL B_00003

CERTIFICATE OF ANALYSIS

Rec'd 10-1-19 KW

Multi-Element Aqueous CRM

Product #: TA-CM-FEB19-CAN1-B-1L

Custom Standard Solution B

Lot #: 10097835-4

Matrix: 5% HNO_3/tr. HF

Element	Certified Concentration & Uncertainty	Element	Certified Concentration & Uncertainty	Element	Certified Concentration & Uncertainty
Mo	49.96 ± 0.25 µg/mL	Si	50.04 ± 0.25 µg/mL	Ti	49.99 ± 0.25 µg/mL
Sb	25.00 ± 0.13 µg/mL	Sn	99.96 ± 0.50 µg/mL		

Source Material Lot # Chart

Element	Source Material Lot#	Element	Source Material Lot#	Element	Source Material Lot#
Mo	175215	Si	977647	Ti	161694
Sb	1013797	Sn	171360		

Intended Use: This solution is intended for use as a certified reference material (CRM) or calibration standard for inductively coupled plasma optical emission spectroscopy (ICP-OES), inductively coupled plasma mass spectrometry (ICP-MS), flame or furnace atomic absorption spectroscopy (AA or GFAA), and other techniques for elemental analysis.

Certification & Traceability: This CRM was manufactured, processed, and certified under a quality management system that is registered/accredited to **ISO 9001**, **ISO 17034**, and **ISO/IEC 17025**. This CRM was prepared to the certified concentrations shown above by gravimetric methods, using single-element concentrates that were certified using the "High Performance ICP-OES" protocol developed by NIST and are directly traceable to **NIST SRMs (see reverse side)**. The solution was stabilized using high purity nitric acid (HNO_3), trace hydrofluoric acid (HF) and diluted with filtered (0.22 µm), 18 M-ohm deionized water. The balances used in the preparation of this CRM are calibrated regularly with traceability to NIST, using a calibration provider that is accredited to ISO/IEC 17025 by a mutually recognized accreditation body. All volumetric dilutions are performed in Class A calibrated glassware. The certified concentrations were determined based upon gravimetric procedures. Secondary verification of the certified concentrations was performed using ICP-OES that was calibrated and/or referenced against **NIST SRMs (see reverse side)**. The uncertainty associated with each certified concentration represents the expanded uncertainty at the 95% confidence level using a coverage factor of k=2.

Instructions for Use: We recommend that the solution be thoroughly mixed by repeated shaking or swirling of the bottle immediately prior to use. To achieve the highest accuracy, the analyst should: (1) use only pre-cleaned containers and transferware, (2) not pipette directly from the CRM's original container, (3) never pour used product back into the original container, (4) make dilutions using calibrated balances or certified class A volumetric flasks and pipettes, (5) use a minimum sub-sample size of 500 µL, and (6) dilute with the same matrix as the original CRM or other chemically suitable matrix. The solution should be kept tightly capped and stored under normal laboratory conditions. Do not freeze, heat, or immerse the bottle or its contents, and avoid exposure to direct sunlight or moisture.

Period of Validity: CPI International ensures the accuracy of this solution for **18 months** from the certification date shown below, provided the instructions for use are followed. During the period of validity, the purchaser will be notified if this product is recalled due to any significant changes in the stability of the solution.

Chuck Goudreau

Chuck Goudreau, Certifying Officer

September 26, 2019

Certification Date

CPI International waives all responsibility for any damages resulting from the usage and/or implementation of the products/data described herein.

USA
5580 Skylane Boulevard P: 707.525.5788
Santa Rosa, CA 95403 P: 800.878.7654
F: 707.545.7901

Europe
Nieuwe Hemweg 7P P: +31 20 638 05 97
1013BG Amsterdam F: +31 20 420 28 36
The Netherlands

www.cpiinternational.com

Health and Safety Information: Refer to the Safety Data Sheet (SDS).

Homogeneity: This solution was determined to be homogeneous by procedures consistent with the requirements of ISO Guide 34 and ISO Guide 35. Replicate samples of the finished solution were analyzed to confirm its homogeneity, in accordance with QSP 6-13 Assessment of Homogeneity and Stability. To ensure homogeneity, users should not take a smaller sub-sample than specified in the Instructions for Use, as doing so will invalidate the certified values and uncertainties.

Quality Manual Rev: No. 5, 03/01/2013

Further Information: Please contact CPI International for further information about this CRM.

Quality Certifications: This CRM was prepared under a quality management system that is registered/accredited to the following:

- ISO 9001 – Quality Management Systems – Requirements (TUV NORD Cert. No. 44 100 16560231)
- ISO/IEC 17025 – General Requirements for the Competence of Testing and Calibration Laboratories (A2LA Cert. No. 2848.01)
- ISO Guide 34 – General Requirements for the Competence of Reference Material Producers (A2LA Cert. No. 2848.02)
    - ISO Guide 34 references additional requirements specified in ISO Guide 31 and ISO Guide 35.

This CRM is traceable to the following NIST SRMs:

Analyte	Aq. SRM	MO SRM		Analyte	Aq. SRM	MO SRM		Analyte	Aq. SRM	MO SRM
Ag	3151	1077a		Hf	3122	—		S	3154	2770
Al	3101a	1075a		Hg	3133	3133		Sb	3102a	3102a
As	3103a	3103a		Ho	3123a	—		Sc	3148a	3148a
Au	3121	—		In	3124a	3124a		Se	3149	3149
B	3107	3107		K	3141a	3141a		Si	3150	1066a
Ba	3104a	1051b		La	3127a	3127a		Sm	3147a	—
Be	3105a	3105a		Li	3129a	3129a		Sn	3161a	1057b
Bi	3106	3106		Lu	3130a	—		SO_4^{-2}	3181	—
Br^-	3184	—		Mg	3131a	3131a		Sr	3153a	3153a
Ca	3109a	3109a		Mn	3132	3132		Ta	3155	—
Cd	3108	1053a		Mo	3134	3134		Tb	3157a	—
Ce	3110	3110		Na	3152a	3152a		Te	3156	—
Cl^-	3182	1818a		Nb	3137	—		Th	3159	—
Co	3113	3113		Nd	3135a	—		Ti	3162a	3162a
Cr	3112a	1078b		Ni	3136	1065b		Tl	3158	3158
Cs	3111a	—		NO_3^-	3185	—		Tm	3160a	—
Cu	3114	1080a		P	3139a	3139a		U	3164	—
Dy	3115a	—		Pb	3128	3128		V	3165	1052b
Er	3116a	—		Pd	3138	—		W	3163	3163
Eu	3117a	—		PO_4^{-3}	3186	—		Y	3167a	3167a
F^-	3183	—		Pr	3142a	—		Yb	3166a	—
Fe	3126a	1079b		Pt	3140	3140		Zn	3168a	3168a
Ga	3119a	—		Rb	3145a	—		Zr	3169	3169
Gd	3118a	—		Re	3143	—				
Ge	3120a	—		Rh	3144	3144				

Reagent

SB 10000PPM_00002

CPI INTERNATIONAL

CERTIFICATE OF ANALYSIS

Rec'd 4-26-19 KC

Single-Element Aqueous CRM

Product #: G34-4400-10M23

Antimony (Sb) – 10,000 µg/mL

Lot #: 978317-2

Matrix: 10% HNO_3/2% HF

Element	Certified Concentration & Uncertainty
Sb	10,050 ± 30 µg/mL (w/v)
	9366 ± 27 µg/g (w/w)

Intended Use: This solution is intended for use as a certified reference material (CRM) or calibration standard for inductively coupled plasma optical emission spectroscopy (ICP-OES), inductively coupled plasma mass spectrometry (ICP-MS), flame or furnace atomic absorption spectroscopy (AA or GFAA), and other techniques for elemental analysis.

Certification & Traceability: This CRM was manufactured, processed, and certified under a quality management system that is registered/accredited to **ISO 9001**, **ISO Guide 34**, and **ISO/IEC 17025**. This CRM was prepared to a nominal concentration of 10,000 µg/mL by gravimetric methods using 99.999% pure antimony (Sb) metal dissolved in high purity nitric acid (HNO_3), hydrofluoric acid (HF) and diluted with filtered (0.22 µm), 18 M-ohm deionized water. The balances used in the preparation of this CRM are calibrated regularly with traceability to NIST, using a calibration provider that is accredited to ISO/IEC 17025 by a mutually recognized accreditation body. All volumetric dilutions are performed in Class A calibrated glassware. The certified concentration and uncertainty were determined using the "High Performance ICP-OES" protocol developed by NIST, and both the certified concentration and uncertainty values are traceable to **NIST SRM 3102a, lot #140911**. The uncertainty associated with the certified concentration represents the expanded uncertainty at the 95% confidence level using a coverage factor of k=2.

Indicative Values: ICP-MS was used to determine trace metal concentrations for this product (nd = not determined).

Trace Concentrations (µg/L)

Ag	<5	Co	<5	Ge	<5	Lu	<2	P	<1000	Sb	MAJOR	Te	<10
Al	<20	Cs	<10	Hf	<2	Mg	<50	Pb	<10	Sc	<50	Ti	<20
As	<20	Cr	<5	Hg	<5	Mn	<10	Pd	<5	Se	<20	Tl	<5
Au	<5	Cu	<10	Ho	<2	Mo	<5	Pr	<2	Si	<1000	Tm	<2
B	<50	Dy	<2	In	nd	Na	<250	Pt	<5	Sm	<2	V	<10
Ba	30	Er	<2	Ir	<2	Nb	<5	Rb	<5	Sn	14	W	<5
Bi	90	Eu	<2	K	<250	Nd	<2	Re	<2	Sr	<10	Y	<5
Ca	<250	Fe	<100	La	<5	Ni	<20	Rh	<5	Ta	30	Yb	<2
Cd	<5	Ga	<5	Li	<20	Os	<5	Ru	<5	Tb	<5	Zn	<20
Ce	10	Gd	<2										

Instructions for Use: We recommend that the solution be thoroughly mixed by repeated shaking or swirling of the bottle immediately prior to use. To achieve the highest accuracy, the analyst should: (1) use only pre-cleaned containers and transferware, (2) not pipette directly from the CRM's original container, (3) never pour used product back into the original container, (4) make dilutions using calibrated balances or certified class A volumetric flasks and pipettes, (5) use a minimum sub-sample size of 500 µL, and (6) dilute with the same matrix as the original CRM or other chemically suitable matrix. The solution should be kept tightly capped and stored under normal laboratory conditions. Do not freeze, heat, or immerse the bottle or its contents, and avoid exposure to direct sunlight or moisture.

Period of Validity: CPI International ensures the accuracy of this solution for **18 months** from the certification date shown below, provided the instructions for use are followed. During the period of validity, the purchaser will be notified if this product is recalled due to any significant changes in the stability of the solution.

Chuck Goudreau

Chuck Goudreau, Certifying Officer

April 25, 2019

Certification Date

CPI International waives all responsibility for any damages resulting from the usage and/or implementation of the products/data described herein.

USA
5580 Skylane Boulevard P: 707.525.5788
Santa Rosa, CA 95403 P: 800.878.7654
F: 707.545.7901

www.cpiinternational.com

Europe
Nieuwe Hemweg 7P P: +31 20 638 05 97
1013BG Amsterdam F: +31 20 420 28 36
The Netherlands

Health and Safety Information: Refer to the Safety Data Sheet (SDS).

Homogeneity: This solution was determined to be homogeneous by procedures consistent with the requirements of ISO Guide 34 and ISO Guide 35. Replicate samples of the finished solution were analyzed to confirm its homogeneity, in accordance with QSP 6-13 Assessment of Homogeneity and Stability. To ensure homogeneity, users should not take a smaller sub-sample than specified in the Instructions for Use, as doing so will invalidate the certified values and uncertainties.

Quality Manual Rev: No. 5, 03/01/2013

Further Information: Please contact CPI International for further information about this CRM.

Quality Certifications: This CRM was prepared under a quality management system that is registered/accredited to the following:

- ISO 9001 – Quality Management Systems – Requirements (TUV NORD Cert. No. 44 100 16560231)
- ISO/IEC 17025 – General Requirements for the Competence of Testing and Calibration Laboratories (A2LA Cert. No. 2848.01)
- ISO Guide 34 – General Requirements for the Competence of Reference Material Producers (A2LA Cert. No. 2848.02)
    - ISO Guide 34 references additional requirements specified in ISO Guide 31 and ISO Guide 35.

Reagent

SG 1221 ICV_00016

RESTEK®
110 Benner Circle
Bellefonte, PA 16823-8812
Tel: (800)356-1688
Fax: (814)353-1309

www.restek.com

CERTIFIED REFERENCE MATERIAL

Certificate of Analysis

ACCREDITED
ISO Guide 34 Accredited
Reference Material Producer
Certificate #3222.01

ilac-MRA

ACCREDITED
ISO/IEC 17025 Accredited
Testing Laboratory
Certificate #3222.02

FOR LABORATORY USE ONLY-READ SDS PRIOR TO USE.

This Reference Material is intended for Laboratory Use Only as a standard for the qualitative and/or quantitative determination of the analyte(s) listed.

Catalog No. : 32007.SEC **Lot No.:** A0128546

Description : Aroclor® 1221 Standard

Aroclor® 1221 Standard 1,000 µg/mL, Hexane, 1mL/ampul

Container Size : 2 mL **Pkg Amt:** > 1 mL

Expiration Date : September 30, 2023 **Storage:** 25°C nominal

Handling: This product contains PCBs.

CERTIFIED VALUES

Elution Order	Compound	Grav. Conc. (weight/volume)	Expanded Uncertainty (95% C.L.; K=2)	
1	Aroclor 1221	1,000.0 µg/mL	+/- 10.0737 µg/mL	Gravimetric
	CAS # 11104-28-2.SEC (Lot W-126-07)		+/- 32.7345 µg/mL	Unstressed
	Purity ----%		+/- 42.2047 µg/mL	Stressed

Solvent: Hexane
CAS # 110-54-3
Purity 99%

Received 10/22/18 LH

3862852
ID: SG 1221 ICV_00016
Exp: 09/30/23 Prpd: LSH
Aroclor 1221 ICV @1000ppm

Reagent

SG 1232 ICV_00011

Certificate of Analysis

Aroclor 1232 Solution

Product Number: EPA-1302 **Page:** 1 of 1

Lot Number: CG-4471A **Lot Issue Date:** 13-Feb-2018 **Expiration Date:** 31-Mar-2025

This ISO Guide 34 Reference Material (RM) was manufactured and verified in accordance with ULTRA's ISO 9001 registered quality system, and the analyte concentrations were verified by our ISO 17025 accredited laboratory. The true value and uncertainty value at the 95% confidence level for each analyte, determined gravimetrically, is listed below.

Analyte	CAS#	Analyte Lot	True Value
Aroclor 1232	011141-16-5	NT01019	1003 ± 5 µg/mL

Matrix: isooctane (2,2,4-trimethylpentane)

Storage: Store at Room Temperature (15° to 30°C).

Received 7/10/18

3688375
ID: SG 1232 ICV_00011
Exp: 03/31/25 Prpd: LSH
Aroclor 1232 ICV @ 1000pp

ULTRA uses balances calibrated with weights traceable to NIST in compliance with ANSI/NCSL Z-540-1 and ISO 9001, and calibrated Class A glassware in the manufacturing of these standards.

John Russo
President

Monica Bourgeois
Director of QA/RA

ISO 9001
Registered
TUV USA, Inc.

250 SMITH STREET • NORTH KINGSTOWN, RHODE ISLAND 02852 • WWW.ULTRASCI.COM

Reagent

SG 1242 ICV_00010

Certificate of Analysis

Aroclor 1242 Solution

Product Number EPA-1312 **Page:** 1 of 1

Lot Number: CR-2838 **Lot Issue Date:** 22-Jun-2017 **Expiration Date:** 31-Jul-2025

This ISO Guide 34 Reference Material (RM) was manufactured and verified in accordance with ULTRA's ISO 9001 registered quality system, and the analyte concentrations were verified by our ISO 17025 accredited laboratory. The true value and uncertainty value at the 95% confidence level for each analyte, determined gravimetrically, is listed below.

Analyte	CAS#	Analyte Lot	True Value
Aroclor 1242	053469-21-9	NT01020	1001 ± 5 µg/mL

Matrix: isooctane (2,2,4-trimethylpentane)

Storage: Store at Room Temperature (15° to 30°C).

3456287
ID: SG 1242 ICV_00010
Exp: 07/31/22 Prpd: LSH
Aroclor 1242 ICV @ 1000pp

RECEIVED 2/8/18 WA

ULTRA uses balances calibrated with weights traceable to NIST in compliance with ANSI/NCSL Z-540-1 and ISO 9001, and calibrated Class A glassware in the manufacturing of these standards.

ISO 9001
Registered
TUV USA, Inc.

John Russo
President

Monica Bourgeois
Director of QA/RA

250 SMITH STREET • NORTH KINGSTOWN, RHODE ISLAND 02852 • WWW.ULTRASCI.COM

Reagent

SG 1248 ICV_00013

RESTEK®
110 Benner Circle
Bellefonte, PA 16823-8812
Tel: (800)356-1688
Fax: (814)353-1309

www.restek.com

CERTIFIED REFERENCE MATERIAL

Certificate of Analysis

ACCREDITED
ISO Guide 34 Accredited
Reference Material Producer
Certificate #3222.01

ilac-MRA

ACCREDITED
ISO/IEC 17025 Accredited
Testing Laboratory
Certificate #3222.02

FOR LABORATORY USE ONLY-READ SDS PRIOR TO USE.

This Reference Material is intended for Laboratory Use Only as a standard for the qualitative and/or quantitative determination of the analyte(s) listed.

Catalog No. : 32010.SEC **Lot No.:** A0124143

Description : Aroclor® 1248 Standard

Aroclor® 1248 Standard 1,000µg/mL, Hexane, 1mL/ampul

Container Size : 2 mL **Pkg Amt:** > 1 mL

Expiration Date : April 30, 2023 **Storage:** 25°C nominal

Handling: This product contains PCBs.

CERTIFIED VALUES

Elution Order	Compound	Grav. Conc. (weight/volume)	Expanded Uncertainty (95% C.L.; K=2)		
1	Aroclor 1248	1,008.0 µg/mL	+/- 5.9872	µg/mL	Gravimetric
	CAS # 12672-29-6.SEC (Lot 106-248)		+/- 31.9609	µg/mL	Unstressed
	Purity ----%		+/- 41.7443	µg/mL	Stressed

Solvent: Hexane
CAS # 110-54-3
Purity 99%

3801428
ID: SG 1248 ICV_00013
Exp: 04/30/23 Prpd: LSH
Aroclor 1248 ICV @ 1000pp

RECIEVED
9/18/18 GK

Reagent

SG 1262 ICV_00012

Certificate of Analysis

Aroclor 1262 Solution

Product Number: EPA-1372 **Page:** 1 of 1

Lot Number: CS-2444 **Lot Issue Date:** 09-May-2018 **Expiration Date:** 30-Jun-2022

This ISO Guide 34 Reference Material (RM) was manufactured and verified in accordance with ULTRA's ISO 9001 registered quality system, and the analyte concentrations were verified by our ISO 17025 accredited laboratory. The true value and uncertainty value at the 95% confidence level for each analyte, determined gravimetrically, is listed below.

Analyte	CAS#	Analyte Lot	True Value
Aroclor 1262	037324-23-5	NT01025	1005 ± 5 µg/mL

Matrix: isooctane (2,2,4-trimethylpentane)

Storage: Store at Room Temperature (15° to 30°C).

3688437
ID: SG 1262 ICV_00012
Exp: 06/30/22 Prpd: LSH
Aroclor 1262 ICV @ 1000pp

Recieved 7/10/18

ULTRA uses balances calibrated with weights traceable to NIST in compliance with ANSI/NCSL Z-540-1 and ISO 9001, and calibrated Class A glassware in the manufacturing of these standards.

John Russo
President

Monica Bourgeois
Director of QA/RA

ISO 9001
Registered
TUV USA, Inc.

250 SMITH STREET • NORTH KINGSTOWN, RHODE ISLAND 02852 • WWW.ULTRASCI.COM

Reagent

SG 1268 ICV_00012

Certificate of Analysis

Aroclor 1268 Solution

Product Number: EPA-1382 **Page:** 1 of 1

Lot Number: CP-6205 **Lot Issue Date:** 28-Dec-2016 **Expiration Date:** 31-Jan-2021

This ISO Guide 34 Reference Material (RM) was manufactured and verified in accordance with ULTRA's ISO 9001 registered quality system, and the analyte concentrations were verified by our ISO 17025 accredited laboratory. The true value and uncertainty value at the 95% confidence level for each analyte, determined gravimetrically, is listed below.

Analyte	CAS#	Analyte Lot	True Value
Aroclor 1268	011100-14-4	NT01026	1003 ± 5 µg/mL

Matrix: isooctane (2,2,4-trimethylpentane)

Storage: Store at Room Temperature (15° to 30°C).

3250543
ID: SG 1268 ICV_00012
Exp: 01/31/21 Prpd: LSH
Aroclor 1268 ICV @ 1000pp

Recieved 9/21/17

ULTRA uses balances calibrated with weights traceable to NIST in compliance with ANSI/NCSL Z-540-1 and ISO 9001, and calibrated Class A glassware in the manufacturing of these standards.

John Russo
President

Monica Bourgeois
Director of QA/RA

ISO 9001
Registered
TUV USA, Inc.

Reagent

SG 1268 ICV_00014

Certificate of Analysis

Agilent

Aroclor 1268 Solution

Product Number: EPA-1382 **Page:** 1 of 1

Lot Number: CP-6205 **Lot Issue Date:** 28-Dec-2016 **Expiration Date:** 31-Jan-2021

This ISO Guide 34 Reference Material (RM) was manufactured and verified in accordance with ULTRA's ISO 9001 registered quality system, and the analyte concentrations were verified by our ISO 17025 accredited laboratory. The true value and uncertainty value at the 95% confidence level for each analyte, determined gravimetrically, is listed below.

Analyte	CAS#	Analyte Lot	True Value
Aroclor 1268	011100-14-4	NT01026	1003 ± 5 µg/mL

Matrix: isooctane (2,2,4-trimethylpentane)

Storage: Store at Room Temperature (15° to 30°C).

RECEIVED 4/4/19 LSD

ULTRA uses balances calibrated with weights traceable to NIST in compliance with ANSI/NCSL Z-540-1 and ISO 9001, and calibrated Class A glassware in the manufacturing of these standards.

John Russo
President

Monica Bourgeois
Director of QA/RA

ANAB ACCREDITED ISO/IEC 17025 TESTING LABORATORY

ISO 9001
Registered
TUV USA, Inc.

250 Smith Street North Kingstown, Rhode Island 02852 www.agilent.com/quality

Reagent

SG 1660 ICV_00019

RESTEK
110 Benner Circle
Bellefonte, PA 16823-8812
Tel: (800)356-1688
Fax: (814)353-1309

www.restek.com

CERTIFIED REFERENCE MATERIAL

Certificate of Analysis

ACCREDITED
ISO 17034 Accredited
Reference Material Producer
Certificate #3222.01

ACCREDITED
ISO/IEC 17025 Accredited
Testing Laboratory
Certificate #3222.02

FOR LABORATORY USE ONLY-READ SDS PRIOR TO USE.

This Reference Material is intended for Laboratory Use Only as a standard for the qualitative and/or quantitative determination of the analyte(s) listed.

Catalog No. : 32039.SEC **Lot No.:** A0143130

Description : Aroclor® 1016/1260 Mix

Aroclor® 1016/1260 Mix 1,000µg/mL, Hexane, 1mL/ampul

Container Size : 2 mL **Pkg Amt:** > 1 mL

Expiration Date : February 28, 2025 **Storage:** 25°C nominal

Handling: This product contains PCBs.

CERTIFIED VALUES

Elution Order	Compound	Grav. Conc. (weight/volume)	Expanded Uncertainty (95% C.L.; K=2)		
1	Aroclor 1016	1,010.0 µg/mL	+/- 5.9991	µg/mL	Gravimetric
	CAS # 12674-11-2.SEC (Lot 129)		+/- 32.0243	µg/mL	Unstressed
	Purity ----%		+/- 41.8271	µg/mL	Stressed
2	Aroclor 1260	1,005.0 µg/mL	+/- 5.9694	µg/mL	Gravimetric
	CAS # 11096-82-5.SEC (Lot 021-020-1A)		+/- 31.8658	µg/mL	Unstressed
	Purity ----%		+/- 41.6201	µg/mL	Stressed

Solvent: Hexane
CAS # 110-54-3
Purity 99%

RECEIVED 4/19/19

4130153
ID: SG 1660 ICV_00019
Exp: 02/28/25 Prpd: LSH
Arochlor 1016/1260 sec

Reagent

SG 42/68 STK_00005

RESTEK®
110 Benner Circle
Bellefonte, PA 16823-8812
Tel: (800)356-1688
Fax: (814)353-1309

www.restek.com

CERTIFIED REFERENCE MATERIAL

Certificate of Analysis

ACCREDITED
ISO Guide 34 Accredited
Reference Material Producer
Certificate #3222.01

ACCREDITED
ISO/IEC 17025 Accredited
Testing Laboratory
Certificate #3222.02

FOR LABORATORY USE ONLY-READ SDS PRIOR TO USE.

This Reference Material is intended for Laboratory Use Only as a standard for the qualitative and/or quantitative determination of the analyte(s) listed.

Catalog No. : 569747 **Lot No.:** A0133093

Description : PCB-1242/1268 Standard

PCB-1242/1268 Standard 1,000µg/mL, Hexane, 1mL/ampul

Container Size : 2 mL **Pkg Amt:** > 1 mL

Expiration Date : March 31, 2024 **Storage:** 25°C nominal

Handling: This product contains PCBs.

CERTIFIED VALUES

Elution Order	Compound	Grav. Conc. (weight/volume)	Expanded Uncertainty (95% C.L.; K=2)	
1	Aroclor 1242	1,008.0 µg/mL	+/- 5.9872 µg/mL	Gravimetric
	CAS # 53469-21-9 (Lot 01141-A)		+/- 31.9609 µg/mL	Unstressed
	Purity ----%		+/- 41.7443 µg/mL	Stressed
2	Aroclor 1268	1,000.0 µg/mL	+/- 5.9397 µg/mL	Gravimetric
	CAS # 11100-14-4 (Lot 2743900)		+/- 31.7072 µg/mL	Unstressed
	Purity ----%		+/- 41.4130 µg/mL	Stressed

Solvent: Hexane
CAS # 110-54-3
Purity 99%

3745070
ID: SG 42/68 STK_00005
Exp: 03/31/24 Prpd: LSH
Aroclors 1242/1268 @ 1000

Received 8/10/18

Reagent

SG1016/1260MX_00013

RESTEK®
110 Benner Circle
Bellefonte, PA 16823-8812
Tel: (800)356-1688
Fax: (814)353-1309

www.restek.com

CERTIFIED REFERENCE MATERIAL

Certificate of Analysis

ACCREDITED
ISO Guide 34 Accredited
Reference Material Producer
Certificate #3222.01

ACCREDITED
ISO/IEC 17025 Accredited
Testing Laboratory
Certificate #3222.02

FOR LABORATORY USE ONLY-READ SDS PRIOR TO USE.

This Reference Material is intended for Laboratory Use Only as a standard for the qualitative and/or quantitative determination of the analyte(s) listed.

Catalog No. : 32039 **Lot No.:** A0134815

Description : Aroclor® 1016/1260 Mix

Aroclor® 1016/1260 Mix 1,000 µg/mL, Hexane, 1mL/ampul

Container Size : 2 mL **Pkg Amt:** > 1 mL

Expiration Date : May 31, 2024 **Storage:** 25°C nominal

Handling: This product contains PCBs.

CERTIFIED VALUES

Elution Order	Compound	Grav. Conc. (weight/volume)	Expanded Uncertainty (95% C.L.; K=2)		
1	Aroclor 1016 **CAS #** 12674-11-2 (Lot 164887) **Purity** ----%	1,001.3 µg/mL	+/- 5.8348 +/- 31.7260 +/- 41.4488	µg/mL µg/mL µg/mL	Gravimetric Unstressed Stressed
2	Aroclor 1260 **CAS #** 11096-82-5 (Lot 155463) **Purity** ----%	1,000.0 µg/mL	+/- 5.8275 +/- 31.6864 +/- 41.3971	µg/mL µg/mL µg/mL	Gravimetric Unstressed Stressed

Solvent: Hexane
CAS # 110-54-3
Purity 99%

3754227
ID: SG1016/1260MX_00013
Exp: 05/31/24 Prpd: LSH
Aroclor1016/1260 Stock Mi

Received 8/10/18

Reagent

SG1221/1254_00004

RESTEK® CERTIFIED REFERENCE MATERIAL

110 Benner Circle
Bellefonte, PA 16823-8812
Tel: (800)356-1688
Fax: (814)353-1309

www.restek.com

ACCREDITED
ISO Guide 34 Accredited
Reference Material Producer
Certificate #3222.01

ACCREDITED
ISO/IEC 17025 Accredited
Testing Laboratory
Certificate #3222.02

Certificate of Analysis

FOR LABORATORY USE ONLY-READ SDS PRIOR TO USE.

This Reference Material is intended for Laboratory Use Only as a standard for the qualitative and/or quantitative determination of the analyte(s) listed.

Catalog No. : 569745 **Lot No.:** A0115555

Description : PCB-1221/1254 Standard

PCB-1221/1254 Standard 1000 µg/ml, Hexane, 1 ml/ampul

Container Size : 2 mL **Pkg Amt:** > 1 mL

Expiration Date : February 28, 2022 **Storage:** 25°C nominal

Handling: This product contains PCBs.

CERTIFIED VALUES

Elution Order	Compound		Grav. Conc. (weight/volume)	Expanded Uncertainty (95% C.L.; K=2)		
1	Aroclor 1221 **CAS #** 11104-28-2 **Purity** ----%	(Lot 1240100)	1,000.0 µg/mL	+/- 5.9397 µg/mL +/- 31.7072 µg/mL +/- 41.4130 µg/mL		Gravimetric Unstressed Stressed
2	Aroclor 1254 **CAS #** 11097-69-1 **Purity** ----%	(Lot 124-191-B)	1,000.0 µg/mL	+/- 5.9397 µg/mL +/- 31.7072 µg/mL +/- 41.4130 µg/mL		Gravimetric Unstressed Stressed

Solvent: Hexane
CAS # 110-54-3
Purity 99%

Rec'd 1/22/16

Column:
30m x .25mm x .2um
Rtx-CLP II (cat.# 11323)

Carrier Gas:
helium-constant pressure 20 psi.

Temp. Program:
200°C to 300°C
@ 25°C/min. (hold 10 min.)

Inj. Temp:
250°C

Det. Temp:
300°C

Det. Type:
ECD

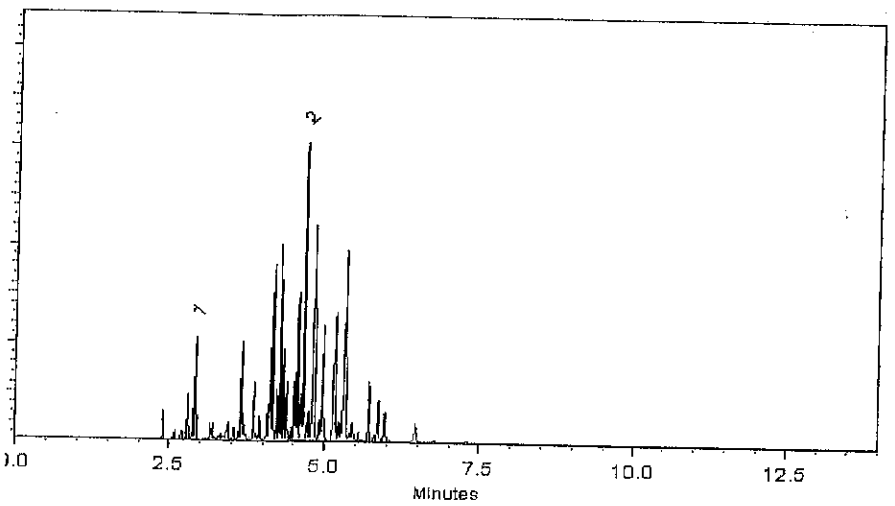

This chromatogram represents a general set of testing conditions chosen for product acceptance. For optimal results in your lab, conditions should be adjusted for your specific instrument, method, and application.

Rebecca Sauer

Jennifer L Pollino

Jennifer L. Pollino - QC Analyst

Date Mixed: 20-Nov-2015 **Balance:** B442140311

Date Passed: 30-Nov-2015

Manufactured under Restek's ISO 9001:2008
Registered Quality System
Certificate #FM 80397

General Certified Reference Material Notes

Expiration Notes:

- Expiration date valid for unopened ampul stored in compliance with the recommended conditions.
- Uncertainty, concentration, and expiration of the CRM are based on the unopened product being stored according to the recommended condition found in the storage field.

Purity Notes:

- Purity and/or chemical identity are determined by one or more of the following techniques: GC/FID, HPLC, GC/μECD, GC/MS, LC/MS, RI, and/or melting point.
- Compounds with a listed purity of less than 99% have been weight corrected to compensate for impurities and/or salts. A correction factor is used to calculate the amount of compound necessary to achieve the desired concentration of the parent compound in solution.
- Purity of isomeric compounds is reported as the sum of the isomers.
- Purity values are rounded to the nearest whole number.

Certified Uncertainty Value Notes:

- The uncertainties are determined in accordance with ISO Guides 34 and 35. The certified combined stressed uncertainty value (includes gravimetric uncertainty, homogeneity between-ampul uncertainty, storage stability uncertainty and shipping stability uncertainty and were combined using the following formula:

$$U_{combined\ stressed} = k\sqrt{U^2_{gravimetric} + U^2_{homogeneity} + U^2_{storage\ stability} + U^2_{shipping\ stability}}$$

  k is a coverage factor of 2, which gives a level of confidence of approximately 95%.
- It is important to note that the shipping stability uncertainty was obtained under temperature extremes for specific time intervals; therefore, the certified combined stressed uncertainty value should only be applied to the product if it was stored at non-standard temperature conditions up to and including 7 days. Contact Restek Technical Service at www.restek.com/Contact-Us for use recommendations if your shipment was in-transit for more than 7 days at non-standard temperature conditions.
- Apply the certified combined unstressed uncertainty value if the product was received under standard shipping conditions. Apply the certified combined stressed uncertainty value if the product was received under non-standard conditions as specified below.

Label Conditions	Standard Conditions	Non-Standard Conditions
25°C Nominal (Room Temperature)	< 60°C	≥ 60°C up to 7 days
10°C or colder (Refrigerate)	< 40°C	≥ 40°C up to 7 days
0°C or colder (Freezer)	< 25°C	≥ 25°C up to 7 days

- Separate (not combined) uncertainty values for gravimetric uncertainty are also displayed on the certificate, if needed, separate homogeneity between-ampul uncertainty, storage stability uncertainty and shipping stability uncertainty values are available by contacting Restek Technical Service at www.restek.com/Contact-Us.
- The packaged amount is the minimum sample size for which uncertainty is valid. The ampules are over-filled to ensure that the minimum packaged amount can be sufficiently transferred.

Manufacturing Notes:

- Concentration is based upon gravimetric preparation using either a balance whose calibration has been verified daily using NIST traceable weights, and/or dilutions with Class A glassware.

Handling Notes:

- Samples should be transferred into deactivated vials for handling and storage. Restek supplies deactivated vials along with most standards packed in 2 mL ampules. Due to space constraints, Restek does not supply vials for larger volume ampules. Restek sells DMDCS for the purpose of glassware deactivation as catalog number 31861, which includes complete instructions. Restek will also deactivate larger volume vials from our inventory as a custom ordered item. Contact your Restek sales or customer service representative for details.
- If any undissolved material is visible inside the ampul, sonicate the unopened ampul until the material is completely dissolved.

Reagent

SG1221ICV@.5_00002

Preliminary Report

Eurofins TestAmerica, Canton
ICV, ICal Verification Report

Data File:	\\chromna\Canton\ChromData\A2HP4\20190917-91136.b\P4091733.D				
Lims ID:	icv 1221				
Client ID:					
Sample Type:	ICV				
Inject. Date:	17-Sep-2019 23:08:23	ALS Bottle#:	33	Worklist Smp#:	34
Injection Vol:	1.0 ul	Dil. Factor:	1.0000		
Sample Info:					
Operator ID:		Instrument ID:	A2HP4		
Sublist:					
Method:	\\chromna\Canton\ChromData\A2HP4\20190917-91136.b\PCB4 is.m				
Limit Group:	GC 608 PCB IS				
Last Update:	18-Sep-2019 07:51:11	Calib Date:	17-Sep-2019 22:49:46		
Integrator:	Falcon				
Quant Method:	Internal Standard	Quant By:	Initial Calibration		
Last ICal File:	\\chromna\Canton\ChromData\A2HP4\20190917-91136.b\P4091732.D				
Column 1 :	CLP-1 0.53mm ID (0.53 mm)		Det: GC ECD1A		
Column 2 :	CLP-2 0.53mm ID (0.53 mm)		Det: GC ecd2b		
Process Host:	CTX0326				
Start Cal Date:	17-Sep-2019 12:52:14				
End Cal Date:	17-Sep-2019 22:49:46				

Detector 1: GC ECD1A

Compound	Amount Added	Amount Detected	%Drift	Max. %Drift	%Rec	%Rec Limits
3 PCB-1221	0.5000	0.5614	12.0	20.0	112.3	
3 PCB-1221-1	0.5000	0.5340	6.8	20.0	106.8	
3 PCB-1221-2	0.5000	0.5873	17.5	20.0	117.5	
3 PCB-1221-3	0.5000	0.5628	12.6	20.0	112.6	

Detector 2: GC ecd2b

Compound	Amount Added	Amount Detected	%Drift	Max. %Drift	%Rec	%Rec Limits
3 PCB-1221	0.5000	0.5479	10.0	20.0	109.6	
3 PCB-1221-1	0.5000	0.5475	9.5	20.0	109.5	
3 PCB-1221-2	0.5000	0.5579	11.6	20.0	111.6	
3 PCB-1221-3	0.5000	0.5384	7.7	20.0	107.7	

Reagent

SG1232ICV@.5_00001

Preliminary Report

Eurofins TestAmerica, Canton
ICV, ICal Verification Report

Data File:	\\chromna\Canton\ChromData\A2HP4\20190917-91136.b\P4091734.D				
Lims ID:	icv 1232				
Client ID:					
Sample Type:	ICV				
Inject. Date:	17-Sep-2019 23:27:02	ALS Bottle#:	34	Worklist Smp#:	35
Injection Vol:	1.0 ul	Dil. Factor:	1.0000		
Sample Info:					
Operator ID:		Instrument ID:	A2HP4		
Sublist:					
Method:	\\chromna\Canton\ChromData\A2HP4\20190917-91136.b\PCB4 is.m				
Limit Group:	GC 608 PCB IS				
Last Update:	18-Sep-2019 07:51:11	Calib Date:	17-Sep-2019 22:49:46		
Integrator:	Falcon				
Quant Method:	Internal Standard	Quant By:	Initial Calibration		
Last ICal File:	\\chromna\Canton\ChromData\A2HP4\20190917-91136.b\P4091732.D				
Column 1 :	CLP-1 0.53mm ID (0.53 mm)		Det: GC ECD1A		
Column 2 :	CLP-2 0.53mm ID (0.53 mm)		Det: GC ecd2b		
Process Host:	CTX0326				
Start Cal Date:	17-Sep-2019 12:52:14				
End Cal Date:	17-Sep-2019 22:49:46				

Detector 1: GC ECD1A

Compound	Amount Added	Amount Detected	%Drift	Max. %Drift	%Rec	%Rec Limits
4 PCB-1232	0.5000	0.4753	5.0	20.0	95.1	
4 PCB-1232-1	0.5000	0.4697	-6.1	20.0	93.9	
4 PCB-1232-2	0.5000	0.5103	2.1	20.0	102.1	
4 PCB-1232-3	0.5000	0.5330	6.6	20.0	106.6	
4 PCB-1232-4	0.5000	0.4988	-0.2	20.0	99.8	
4 PCB-1232-5	0.5000	0.3648	*-27.0	20.0	73.0	

Detector 2: GC ecd2b

Compound	Amount Added	Amount Detected	%Drift	Max. %Drift	%Rec	%Rec Limits
4 PCB-1232	0.5000	0.4837	3.0	20.0	96.7	
4 PCB-1232-1	0.5000	0.4507	-9.9	20.0	90.1	
4 PCB-1232-2	0.5000	0.5042	0.8	20.0	100.8	
4 PCB-1232-3	0.5000	0.5098	2.0	20.0	102.0	
4 PCB-1232-4	0.5000	0.4586	-8.3	20.0	91.7	
4 PCB-1232-5	0.5000	0.4951	-1.0	20.0	99.0	

Reagent

SG1232ICV@100_00009

Preliminary Report

TestAmerica Canton
ICV, ICal Verification Report

Data File: \\chromna\Canton\ChromData\A2HP12\20190401-85682.b\P12040143.D
Lims ID: icv 1232
Client ID:
Sample Type: ICV
Inject. Date: 02-Apr-2019 07:32:05 ALS Bottle#: 43 Worklist Smp#: 43
Injection Vol: 1.0 ul Dil. Factor: 1.0000
Sample Info:
Operator ID: Instrument ID: A2HP12
Sublist:

Method: \\chromna\Canton\ChromData\A2HP12\20190401-85682.b\PCB12IS.m
Limit Group: GC 8082A IS
Last Update: 02-Apr-2019 08:07:23 Calib Date: 01-Apr-2019 23:42:10
Integrator: Falcon
Quant Method: Internal Standard Quant By: Initial Calibration
Last ICal File: \\chromna\Canton\ChromData\A2HP12\20190401-85682.b\P12040133.D

Column 1 : Det: GC ECD1A
Column 2 : Det: GC ecd2b
Process Host: CTX0337

Start Cal Date: 01-Apr-2019 13:27:24
End Cal Date: 01-Apr-2019 23:42:10

Detector 1: GC ECD1A

Compound	Amount Added	Amount Detected	%Drift	Max. %Drift	%Rec	%Rec Limits
4 PCB-1232	0.5000	0.4750	5.0	20.0	95.0	
4 PCB-1232-1	0.5000	0.4603	-7.9	20.0	92.1	
4 PCB-1232-2	0.5000	0.5034	0.7	20.0	100.7	
4 PCB-1232-3	0.5000	0.3670	*-26.6	20.0	73.4	
4 PCB-1232-4	0.5000	0.5260	5.2	20.0	105.2	
4 PCB-1232-5	0.5000	0.5184	3.7	20.0	103.7	

Detector 2: GC ecd2b

Compound	Amount Added	Amount Detected	%Drift	Max. %Drift	%Rec	%Rec Limits
4 PCB-1232	0.5000	0.5465	9.0	20.0	109.3	
4 PCB-1232-1	0.5000	0.4825	-3.5	20.0	96.5	
4 PCB-1232-2	0.5000	0.5701	14.0	20.0	114.0	
4 PCB-1232-3	0.5000	0.5557	11.1	20.0	111.1	
4 PCB-1232-4	0.5000	0.5790	15.8	20.0	115.8	
4 PCB-1232-5	0.5000	0.5453	9.1	20.0	109.1	

Reagent

SG1242ICV@.5_00002

Preliminary Report

Eurofins TestAmerica, Canton
ICV, ICal Verification Report

Data File:	\\chromna\Canton\ChromData\A2HP4\20190917-91136.b\P4091735.D				
Lims ID:	icv 1242				
Client ID:					
Sample Type:	ICV				
Inject. Date:	17-Sep-2019 23:45:37	ALS Bottle#:	35	Worklist Smp#:	36
Injection Vol:	1.0 ul	Dil. Factor:	1.0000		
Sample Info:					
Operator ID:		Instrument ID:	A2HP4		
Sublist:					
Method:	\\chromna\Canton\ChromData\A2HP4\20190917-91136.b\PCB4 is.m				
Limit Group:	GC 608 PCB IS				
Last Update:	18-Sep-2019 07:51:11	Calib Date:	17-Sep-2019 22:49:46		
Integrator:	Falcon				
Quant Method:	Internal Standard	Quant By:	Initial Calibration		
Last ICal File:	\\chromna\Canton\ChromData\A2HP4\20190917-91136.b\P4091732.D				
Column 1 :	CLP-1 0.53mm ID (0.53 mm)		Det: GC ECD1A		
Column 2 :	CLP-2 0.53mm ID (0.53 mm)		Det: GC ecd2b		
Process Host:	CTX0326				
Start Cal Date:	17-Sep-2019 12:52:14				
End Cal Date:	17-Sep-2019 22:49:46				

Detector 1: GC ECD1A

Compound	Amount Added	Amount Detected	%Drift	Max. %Drift	%Rec	%Rec Limits
5 PCB-1242	0.5000	0.4871	3.0	20.0	97.4	
5 PCB-1242-1	0.5000	0.4868	-2.6	20.0	97.4	
5 PCB-1242-2	0.5000	0.5164	3.3	20.0	103.3	
5 PCB-1242-3	0.5000	0.4609	-7.8	20.0	92.2	
5 PCB-1242-4	0.5000	0.4628	-7.4	20.0	92.6	
5 PCB-1242-5	0.5000	0.5087	1.7	20.0	101.7	

Detector 2: GC ecd2b

Compound	Amount Added	Amount Detected	%Drift	Max. %Drift	%Rec	%Rec Limits
5 PCB-1242	0.5000	0.4774	5.0	20.0	95.5	
5 PCB-1242-1	0.5000	0.4635	-7.3	20.0	92.7	
5 PCB-1242-2	0.5000	0.4907	-1.9	20.0	98.1	
5 PCB-1242-3	0.5000	0.4813	-3.7	20.0	96.3	
5 PCB-1242-4	0.5000	0.4684	-6.3	20.0	93.7	
5 PCB-1242-5	0.5000	0.4830	-3.4	20.0	96.6	

Reagent

SG1242ICV@100_00010

Report Date: 20-Jun-2019 09:48:33 Chrom Revision: 2.3 18-Jun-2019 21:44:00

Preliminary Report

Eurofins TestAmerica, Canton
ICV, ICal Verification Report

Data File: \\chromna\Canton\ChromData\A2HP13\20190619-88269.b\P13061923.D
Lims ID: new 1242 ICV
Client ID:
Sample Type: ICV
Inject. Date: 19-Jun-2019 12:30:16 ALS Bottle#: 23 Worklist Smp#: 23
Injection Vol: 1.0 uL Dil. Factor: 1.0000
Sample Info: 240-0088269-023
Operator ID:
Sublist: Instrument ID: A2HP13

Method: \\chromna\Canton\ChromData\A2HP13\20190619-88269.b\PCB13 IS.m
Limit Group: GC 608.3_PREC PCB IS ICAL
Last Update: 19-Jun-2019 10:45:30 Calib Date: 07-Apr-2019 20:36:35
Integrator: Falcon
Quant Method: Internal Standard Quant By: Initial Calibration
Last ICal File: \\chromna\Canton\ChromData\A2HP13\20190407-85887.b\P13040733.D

Column 1 : Det: GC ECD1A
Column 2 : Det: GC ecd2b
Process Host: CTX0309

Start Cal Date: 07-Apr-2019 11:45:05
End Cal Date: 07-Apr-2019 20:36:35

Detector 1: GC ECD1A

Compound	Amount Added	Amount Detected	%Drift	Max. %Drift	%Rec	%Rec Limits
5 PCB-1242	0.5000	0.5055	1.0		101.1	75-125
5 PCB-1242-1	0.5000	0.5288	5.8		105.8	75-125
5 PCB-1242-2	0.5000	0.5264	5.3		105.3	75-125
5 PCB-1242-3	0.5000	0.4064	-18.7		81.3	75-125
5 PCB-1242-4	0.5000	0.5238	4.8		104.8	75-125
5 PCB-1242-5	0.5000	0.5419	8.4		108.4	75-125

Detector 2: GC ecd2b

Compound	Amount Added	Amount Detected	%Drift	Max. %Drift	%Rec	%Rec Limits
5 PCB-1242	0.5000	0.5250	5.0		105.0	75-125
5 PCB-1242-1	0.5000	0.5133	2.7		102.7	75-125
5 PCB-1242-2	0.5000	0.5158	3.2		103.2	75-125
5 PCB-1242-3	0.5000	0.5120	2.4		102.4	75-125
5 PCB-1242-4	0.5000	0.5777	15.5		115.5	75-125
5 PCB-1242-5	0.5000	0.5059	1.2		101.2	75-125

Reagent

SG1248@.05ppm_00027

Report Date: 11-Jun-2019 10:29:42 Chrom Revision: 2.3 03-May-2019 15:52:00

Preliminary Report

Eurofins TestAmerica, Canton
CCV, Cal Verification Report

Data File: \\chromna\Canton\ChromData\A2HP12\20190606-87841.b\P12060609.D
Lims ID: New 1248 0.05
Client ID:
Sample Type: CCV
Inject. Date: 06-Jun-2019 10:27:37 ALS Bottle#: 9 Worklist Smp#: 9
Injection Vol: 1.0 uL Dil. Factor: 1.0000
Sample Info: 240-0087841-009
Operator ID:
Instrument ID: A2HP12
Sublist: chrom-PCB12IS*sub4

Method: \\chromna\Canton\ChromData\A2HP12\20190606-87841.b\PCB12IS.m
Limit Group: GC 8082 IS
Last Update: 11-Jun-2019 10:29:40 Calib Date: 24-May-2019 04:13:54
Integrator: Falcon
Quant Method: Internal Standard Quant By: Initial Calibration
Last ICal File: \\chromna\Canton\ChromData\A2HP12\20190523-87412.b\P12052333.D

Column 1 : Det: GC ECD1A
Column 2 : Det: GC ecd2b
Process Host: CTX0318

Start Cal Date: 23-May-2019 15:00:38
End Cal Date: 24-May-2019 04:13:54

Detector 1: GC ECD1A

Compound	Standard RRF/Amt	DLT RT	Ccal Amt	Ccal RF	%D	Max. %D	%Rec
7 PCB-1248	0.0500		0.0670		*33.9	15	134
7 PCB-1248-1	0.013565	-0.001		0.017734	*30.7	15	131
7 PCB-1248-2	0.037810	0.0		0.047371	*25.3	15	125
7 PCB-1248-3	0.032195	-0.002		0.054750	*70.1	15	170
7 PCB-1248-4	0.028258	0.001		0.035072	*24.1	15	124
7 PCB-1248-5	0.018491	0.0		0.022071	*19.4	15	119

Start Cal Date: 23-May-2019 15:00:38
End Cal Date: 24-May-2019 04:13:54

Detector 2: GC ecd2b

Compound	Standard RRF/Amt	DLT RT	Ccal Amt	Ccal RF	%D	Max. %D	%Rec
7 PCB-1248	0.0500		0.0597		*19.4	15	119
7 PCB-1248-1	0.012953	0.0		0.017385	*34.2	15	134
7 PCB-1248-2	0.033975	0.0		0.040108	*18.0	15	118
7 PCB-1248-3	0.029275	0.0		0.035388	*20.9	15	121
7 PCB-1248-4	0.033772	0.0		0.040325	*19.4	15	119
7 PCB-1248-5	0.017986	0.001		0.018744	4.2	15	104

Reagent

SG1248@0.1PPM_00030

Report Date: 07-Jun-2019 13:06:16 Chrom Revision: 2.3 03-May-2019 15:52:00

Preliminary Report

Eurofins TestAmerica, Canton
CCV, Cal Verification Report

Data File: \\chromna\Canton\ChromData\A2HP12\20190607-87877.b\P12060709.D
Lims ID: New 1248 0.1
Client ID:
Sample Type: CCV
Inject. Date: 07-Jun-2019 12:38:31 ALS Bottle#: 9 Worklist Smp#: 9
Injection Vol: 1.0 uL Dil. Factor: 1.0000
Sample Info: 240-0087877-009
Operator ID: Instrument ID: A2HP12
Sublist: chrom-PCB12IS*sub4

Method: \\chromna\Canton\ChromData\A2HP12\20190607-87877.b\PCB12IS.m
Limit Group: GC 8082 IS
Last Update: 07-Jun-2019 10:55:05 Calib Date: 24-May-2019 04:13:54
Integrator: Falcon
Quant Method: Internal Standard Quant By: Initial Calibration
Last ICal File: \\chromna\Canton\ChromData\A2HP12\20190523-87412.b\P12052333.D

Column 1 : Det: GC ECD1A
Column 2 : Det: GC ecd2b
Process Host: CTX0320

Start Cal Date: 23-May-2019 15:00:38
End Cal Date: 24-May-2019 04:13:54

Detector 1: GC ECD1A

Compound	Standard RRF/Amt	DLT RT	Ccal Amt	Ccal RF	%D	Max. %D	%Rec
7 PCB-1248	0.1000		0.1129		12.9	15	113
7 PCB-1248-1	0.013565	0.001		0.016520	*21.8	15	122
7 PCB-1248-2	0.037810	0.001		0.042848	13.3	15	113
7 PCB-1248-3	0.032195	0.002		0.034525	7.2	15	107
7 PCB-1248-4	0.028258	0.003		0.031057	9.9	15	110
7 PCB-1248-5	0.018491	0.004		0.020787	12.4	15	112

Start Cal Date: 23-May-2019 15:00:38
End Cal Date: 24-May-2019 04:13:54

Detector 2: GC ecd2b

Compound	Standard RRF/Amt	DLT RT	Ccal Amt	Ccal RF	%D	Max. %D	%Rec
7 PCB-1248	0.1000		0.1111		11.1	15	111
7 PCB-1248-1	0.012953	-0.001		0.015059	*16.3	15	116
7 PCB-1248-2	0.033975	0.0		0.036761	8.2	15	108
7 PCB-1248-3	0.029275	0.002		0.032450	10.8	15	111
7 PCB-1248-4	0.033772	0.002		0.037137	10	15	110
7 PCB-1248-5	0.017986	0.001		0.019788	10.0	15	110

Reagent

SG1248@0.2ppm_00026

Preliminary Report

Eurofins TestAmerica, Canton
CCV, Cal Verification Report

Data File:	\\chromna\Canton\ChromData\A2HP12\20190606-87841.b\P12060611.D				
Lims ID:	New 48 0.2				
Client ID:					
Sample Type:	CCV				
Inject. Date:	06-Jun-2019 11:10:08	ALS Bottle#:	11	Worklist Smp#:	11
Injection Vol:	1.0 uL	Dil. Factor:	1.0000		
Sample Info:	240-0087841-011				
Operator ID:		Instrument ID:	A2HP12		
Sublist:	chrom-PCB12IS*sub4				
Method:	\\chromna\Canton\ChromData\A2HP12\20190606-87841.b\PCB12IS.m				
Limit Group:	GC 8082A IS				
Last Update:	07-Jun-2019 07:38:29	Calib Date:	24-May-2019 04:13:54		
Integrator:	Falcon				
Quant Method:	Internal Standard	Quant By:	Initial Calibration		
Last ICal File:	\\chromna\Canton\ChromData\A2HP12\20190523-87412.b\P12052333.D				
Column 1 :			Det: GC ECD1A		
Column 2 :			Det: GC ecd2b		
Process Host:	CTX0331				
Start Cal Date:	23-May-2019 15:00:38				
End Cal Date:	24-May-2019 04:13:54				

Detector 1: GC ECD1A

Compound	Standard RRF/Amt	DLT RT	Ccal Amt	Ccal RF	%D	Max. %D	%Rec
7 PCB-1248	0.2000		0.2255		12.7	20	113
7 PCB-1248-1	0.013565	0.0		0.015369	13.3	20	113
7 PCB-1248-2	0.037810	-0.001		0.042198	11.6	20	112
7 PCB-1248-3	0.032195	-0.005		0.030110	-6.5	20	94
7 PCB-1248-4	0.028258	0.0		0.032183	13.9	20	114
7 PCB-1248-5	0.018491	-0.001		0.024297	*31.4	20	131

Start Cal Date: 23-May-2019 15:00:38
End Cal Date: 24-May-2019 04:13:54

Detector 2: GC ecd2b

Compound	Standard RRF/Amt	DLT RT	Ccal Amt	Ccal RF	%D	Max. %D	%Rec
7 PCB-1248	0.2000		0.2200		10.0	20	110
7 PCB-1248-1	0.012953	0.001		0.014931	15.3	20	115
7 PCB-1248-2	0.033975	0.001		0.038605	13.6	20	114
7 PCB-1248-3	0.029275	-0.001		0.032282	10.3	20	110
7 PCB-1248-4	0.033772	-0.001		0.037530	11.1	20	111
7 PCB-1248-5	0.017986	0.0		0.017936	-0.3	20	100

Reagent

SG1248@0.5ppm_00040

Preliminary Report

Eurofins TestAmerica, Canton
CCV, Cal Verification Report

Data File: \\chromna\Canton\ChromData\A2HP12\20190606-87841.b\P12060612.D
Lims ID: New 48 0.5
Client ID:
Sample Type: CCV
Inject. Date: 06-Jun-2019 11:31:20 ALS Bottle#: 12 Worklist Smp#: 12
Injection Vol: 1.0 uL Dil. Factor: 1.0000
Sample Info: 240-0087841-012
Operator ID: Instrument ID: A2HP12
Sublist: chrom-PCB12IS*sub4

Method: \\chromna\Canton\ChromData\A2HP12\20190606-87841.b\PCB12IS.m
Limit Group: GC 8082A IS
Last Update: 07-Jun-2019 07:38:29 Calib Date: 24-May-2019 04:13:54
Integrator: Falcon
Quant Method: Internal Standard Quant By: Initial Calibration
Last ICal File: \\chromna\Canton\ChromData\A2HP12\20190523-87412.b\P12052333.D

Column 1 : Det: GC ECD1A
Column 2 : Det: GC ecd2b
Process Host: CTX0331

Start Cal Date: 23-May-2019 15:00:38
End Cal Date: 24-May-2019 04:13:54

Detector 1: GC ECD1A

Compound	Standard RRF/Amt	DLT RT	Ccal Amt	Ccal RF	%D	Max. %D	%Rec
7 PCB-1248	0.5000		0.5166		3.3	20	103
7 PCB-1248-1	0.013565	0.001		0.014148	4.3	20	104
7 PCB-1248-2	0.037810	-0.003		0.038537	1.9	20	102
7 PCB-1248-3	0.032195	-0.004		0.033640	4.5	20	104
7 PCB-1248-4	0.028258	-0.001		0.029065	2.9	20	103
7 PCB-1248-5	0.018491	-0.001		0.019048	3.0	20	103

Start Cal Date: 23-May-2019 15:00:38
End Cal Date: 24-May-2019 04:13:54

Detector 2: GC ecd2b

Compound	Standard RRF/Amt	DLT RT	Ccal Amt	Ccal RF	%D	Max. %D	%Rec
7 PCB-1248	0.5000		0.5037		0.7	20	101
7 PCB-1248-1	0.012953	0.001		0.013424	3.6	20	104
7 PCB-1248-2	0.033975	0.0		0.035397	4.2	20	104
7 PCB-1248-3	0.029275	0.0		0.028669	-2.1	20	98
7 PCB-1248-4	0.033772	-0.001		0.034359	1.7	20	102
7 PCB-1248-5	0.017986	0.0		0.017309	-3.8	20	96

Reagent

SG1248@0.5ppm_00043

Preliminary Report

Eurofins TestAmerica, Canton
CCV, Cal Verification Report

Data File: \\chromna\Canton\ChromData\A2HP12\20191121-93394.b\P12112136.D
Lims ID: 1248 0.05
Client ID:
Sample Type: CCV
Inject. Date: 21-Nov-2019 18:36:06 ALS Bottle#: 36 Worklist Smp#: 36
Injection Vol: 1.0 uL Dil. Factor: 1.0000
Sample Info:
Operator ID: Instrument ID: A2HP12
Sublist: chrom-PCB12IS*sub4

Method: \\chromna\Canton\ChromData\A2HP12\20191121-93394.b\PCB12IS.m
Limit Group: GC 8082 IS
Last Update: 22-Nov-2019 10:40:04 Calib Date: 23-Sep-2019 23:14:55
Integrator: Falcon
Quant Method: Internal Standard Quant By: Initial Calibration
Last ICal File: \\chromna\Canton\ChromData\A2HP12\20190923-91295.b\P12092333.D

Column 1 : Det: GC ECD1A
Column 2 : Det: GC ecd2b
Process Host: CTX0325

Start Cal Date: 23-Sep-2019 12:57:41
End Cal Date: 23-Sep-2019 23:14:55

Detector 1: GC ECD1A

Compound	Standard RRF/Amt	DLT RT	Ccal Amt	Ccal RF	%D	Max. %D	%Rec
7 PCB-1248	0.0500		0.0544		8.8	15	109
7 PCB-1248-1	0.010556	0.003		0.014351	*35.9	15	136
7 PCB-1248-2	0.037627	0.002		0.044097	*17.2	15	117
7 PCB-1248-3	0.034914	-0.004		0.022769	*-34.8	15	65
7 PCB-1248-4	0.028675	0.004		0.032324	12.7	15	113
7 PCB-1248-5	0.018455	0.003		0.020846	13.0	15	113

Start Cal Date: 23-Sep-2019 12:57:41
End Cal Date: 23-Sep-2019 23:14:55

Detector 2: GC ecd2b

Compound	Standard RRF/Amt	DLT RT	Ccal Amt	Ccal RF	%D	Max. %D	%Rec
7 PCB-1248	0.0500		0.0604		*20.8	15	121
7 PCB-1248-1	0.015122	0.001		0.022707	*50.2	15	150
7 PCB-1248-2	0.040104	0.003		0.048893	*21.9	15	122
7 PCB-1248-3	0.034812	0.002		0.041018	*17.8	15	118
7 PCB-1248-4	0.039832	0.002		0.045903	*15.2	15	115
7 PCB-1248-5	0.021029	0.003		0.020761	-1.3	15	99

Reagent

SG1248@1.0ppm_00030

Preliminary Report

Eurofins TestAmerica, Canton
CCV, Cal Verification Report

Data File: \\chromna\Canton\ChromData\A2HP12\20190606-87841.b\P12060613.D
Lims ID: New 48 1.0
Client ID:
Sample Type: CCV
Inject. Date: 06-Jun-2019 11:52:39 ALS Bottle#: 13 Worklist Smp#: 13
Injection Vol: 1.0 uL Dil. Factor: 1.0000
Sample Info: 240-0087841-013
Operator ID: Instrument ID: A2HP12
Sublist: chrom-PCB12IS*sub4

Method: \\chromna\Canton\ChromData\A2HP12\20190606-87841.b\PCB12IS.m
Limit Group: GC 8082A IS
Last Update: 07-Jun-2019 07:38:29 Calib Date: 24-May-2019 04:13:54
Integrator: Falcon
Quant Method: Internal Standard Quant By: Initial Calibration
Last ICal File: \\chromna\Canton\ChromData\A2HP12\20190523-87412.b\P12052333.D

Column 1 : Det: GC ECD1A
Column 2 : Det: GC ecd2b
Process Host: CTX0331

Start Cal Date: 23-May-2019 15:00:38
End Cal Date: 24-May-2019 04:13:54

Detector 1: GC ECD1A

Compound	Standard RRF/Amt	DLT RT	Ccal Amt	Ccal RF	%D	Max. %D	%Rec
7 PCB-1248	1.00		1.04		4.1	20	104
7 PCB-1248-1	0.013565	0.001		0.013516	-0.4	20	100
7 PCB-1248-2	0.037810	-0.002		0.038022	0.6	20	101
7 PCB-1248-3	0.032195	-0.002		0.036690	14.0	20	114
7 PCB-1248-4	0.028258	-0.001		0.029162	3.2	20	103
7 PCB-1248-5	0.018491	-0.002		0.019118	3.4	20	103

Start Cal Date: 23-May-2019 15:00:38
End Cal Date: 24-May-2019 04:13:54

Detector 2: GC ecd2b

Compound	Standard RRF/Amt	DLT RT	Ccal Amt	Ccal RF	%D	Max. %D	%Rec
7 PCB-1248	1.00		0.9864		-1.4	20	99
7 PCB-1248-1	0.012953	0.001		0.012516	-3.4	20	97
7 PCB-1248-2	0.033975	0.001		0.034633	1.9	20	102
7 PCB-1248-3	0.029275	0.0		0.028231	-3.6	20	96
7 PCB-1248-4	0.033772	-0.001		0.034187	1.2	20	101
7 PCB-1248-5	0.017986	0.0		0.017442	-3.0	20	97

Reagent

SG1248@1.5ppm_00006

Preliminary Report

Eurofins TestAmerica, Canton
CCV, Cal Verification Report

Data File:	\\chromna\Canton\ChromData\A2HP12\20190606-87841.b\P12060614.D				
Lims ID:	New 48 1.5				
Client ID:					
Sample Type:	CCV				
Inject. Date:	06-Jun-2019 12:13:51	ALS Bottle#:	14	Worklist Smp#:	14
Injection Vol:	1.0 uL	Dil. Factor:	1.0000		
Sample Info:	240-0087841-014				
Operator ID:		Instrument ID:	A2HP12		
Sublist:	chrom-PCB12IS*sub4				
Method:	\\chromna\Canton\ChromData\A2HP12\20190606-87841.b\PCB12IS.m				
Limit Group:	GC 8082A IS				
Last Update:	07-Jun-2019 07:38:29	Calib Date:	24-May-2019 04:13:54		
Integrator:	Falcon				
Quant Method:	Internal Standard	Quant By:	Initial Calibration		
Last ICal File:	\\chromna\Canton\ChromData\A2HP12\20190523-87412.b\P12052333.D				
Column 1 :			Det: GC ECD1A		
Column 2 :			Det: GC ecd2b		
Process Host:	CTX0331				
Start Cal Date:	23-May-2019 15:00:38				
End Cal Date:	24-May-2019 04:13:54				

Detector 1: GC ECD1A

Compound	Standard RRF/Amt	DLT RT	Ccal Amt	Ccal RF	%D	Max. %D	%Rec
7 PCB-1248	1.50		1.53		1.7	20	102
7 PCB-1248-1	0.013565	-0.001		0.012816	-5.5	20	94
7 PCB-1248-2	0.037810	-0.003		0.037342	-1.2	20	99
7 PCB-1248-3	0.032195	-0.005		0.035578	10.5	20	111
7 PCB-1248-4	0.028258	-0.003		0.028961	2.5	20	102
7 PCB-1248-5	0.018491	-0.002		0.018911	2.3	20	102

Start Cal Date: 23-May-2019 15:00:38
End Cal Date: 24-May-2019 04:13:54

Detector 2: GC ecd2b

Compound	Standard RRF/Amt	DLT RT	Ccal Amt	Ccal RF	%D	Max. %D	%Rec
7 PCB-1248	1.50		1.45		-3.1	20	97
7 PCB-1248-1	0.012953	0.0		0.012101	-6.6	20	93
7 PCB-1248-2	0.033975	-0.002		0.034305	1	20	101
7 PCB-1248-3	0.029275	-0.002		0.027951	-4.5	20	95
7 PCB-1248-4	0.033772	-0.003		0.033308	-1.4	20	99
7 PCB-1248-5	0.017986	-0.001		0.017292	-3.9	20	96

Reagent

SG1248_00006

RESTEK®
110 Benner Circle
Bellefonte, PA 16823-8812
Tel: (800)356-1688
Fax: (814)353-1309

www.restek.com

CERTIFIED REFERENCE MATERIAL

ACCREDITED
ISO Guide 34 Accredited
Reference Material Producer
Certificate #3222.01

Certificate of Analysis

ilac-MRA

ACCREDITED
ISO/IEC 17025 Accredited
Testing Laboratory
Certificate #3222.02

FOR LABORATORY USE ONLY-READ SDS PRIOR TO USE.

This Reference Material is intended for Laboratory Use Only as a standard for the qualitative and/or quantitative determination of the analyte(s) listed.

Rec'd 8.27.15 HB

Catalog No. : 32010 **Lot No.:** A0107141

Description : Aroclor® 1248 Standard

Aroclor® 1248 Standard 1,000µg/mL, Hexane, 1mL/ampul

Container Size : 2 mL **Pkg Amt:** > 1 mL

Expiration Date : February 28, 2021 **Storage:** 25°C nominal

Handling: This product contains PCB's

CERTIFIED VALUES

Elution Order	Compound	Grav. Conc. (weight/volume)	Expanded Uncertainty (95% C.L.; K=2)	
1	Aroclor 1248	1,006.8 µg/mL	+/- 5.9085 µg/mL	Gravimetric
	CAS # 12672-29-6 (Lot W-108-07)		+/- 31.3340 µg/mL	Unstressed
	Purity ----%		+/- 41.6807 µg/mL	Stressed

Solvent: Hexane
CAS # 110-54-3
Purity 99%

Column:
30m x .25mm x .2um
Rtx-CLP II (cat.# 11323)

Carrier Gas:
helium-constant pressure 20 psi.

Temp. Program:
200°C to 300°C
@ 25°C/min. (hold 10 min.)

Inj. Temp:
250°C

Det. Temp:
300°C

Det. Type:
ECD

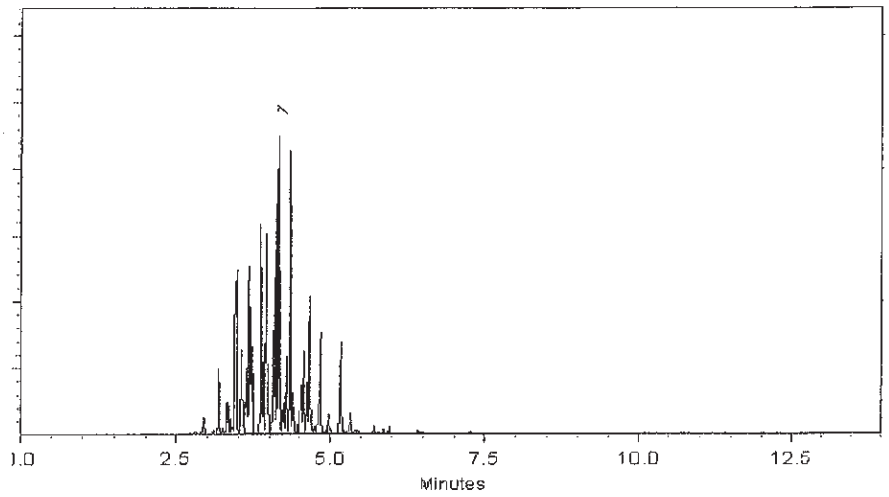

This chromatogram represents a general set of testing conditions chosen for product acceptance. For optimal results in your lab, conditions should be adjusted for your specific instrument, method, and application.

Cheryl Graham - Mix Technician

Date Mixed: 10-Nov-2014 **Balance:** 1128342313

Tyler Brown - QA Analyst

Date Passed: 13-Nov-2014

Manufactured under Restek's ISO 9001:2008
Registered Quality System
Certificate #FM 80397

General Certified Reference Material Notes

Expiration Notes:

- Expiration date valid for unopened ampul stored in compliance with the recommended conditions.
- Uncertainty, concentration, and expiration of the CRM are based on the unopened product being stored according to the recommended condition found in the storage field.

Purity Notes:

- Purity and/or chemical identity are determined by one or more of the following techniques: GC/FID, HPLC, GC/μECD, GC/MS, LC/MS, RI, and/or melting point.
- Compounds with a listed purity of less than 99% have been weight corrected to compensate for impurities and/or salts. A correction factor is used to calculate the amount of compound necessary to achieve the desired concentration of the parent compound in solution.
- Purity of isomeric compounds is reported as the sum of the isomers.
- Purity values are rounded to the nearest whole number.

Certified Uncertainty Value Notes:

- The uncertainties are determined in accordance with ISO Guides 34 and 35. The certified combined stressed uncertainty value (includes gravimetric uncertainty, homogeneity between-ampul uncertainty, storage stability uncertainty and shipping stability uncertainty and were combined using the following formula:

$$U_{combined\ stressed} = k\sqrt{U^2_{gravimetric} + U^2_{homogeneity} + U^2_{storage\ stability} + U^2_{shipping\ stability}}$$

  k is a coverage factor of 2, which gives a level of confidence of approximately 95%.
- It is important to note that the shipping stability uncertainty was obtained under temperature extremes for specific time intervals; therefore, the certified combined stressed uncertainty value should only be applied to the product if it was stored at non-standard temperature conditions up to and including 7 days. Contact Restek Technical Service at www.restek.com/Contact-Us for use recommendations if your shipment was in-transit for more than 7 days at non-standard temperature conditions.
- Apply the certified combined unstressed uncertainty value if the product was received under standard shipping conditions. Apply the certified combined stressed uncertainty value if the product was received under non-standard conditions as specified below.

Label Conditions	Standard Conditions	Non-Standard Conditions
25°C Nominal (Room Temperature)	< 60°C	≥ 60°C up to 7 days
10°C or colder (Refrigerate)	< 40°C	≥ 40°C up to 7 days
0°C or colder (Freezer)	< 25°C	≥ 25°C up to 7 days

- Separate (not combined) uncertainty values for gravimetric uncertainty are also displayed on the certificate, if needed, separate homogeneity between-ampul uncertainty, storage stability uncertainty and shipping stability uncertainty values are available by contacting Restek Technical Service at www.restek.com/Contact-Us.
- The packaged amount is the minimum sample size for which uncertainty is valid. The ampules are over-filled to ensure that the minimum packaged amount can be sufficiently transferred.

Manufacturing Notes:

- Concentration is based upon gravimetric preparation using either a balance whose calibration has been verified daily using NIST traceable weights, and/or dilutions with Class A glassware.

Handling Notes:

- Samples should be transferred into deactivated vials for handling and storage. Restek supplies deactivated vials along with most standards packed in 2 mL ampules. Due to space constraints, Restek does not supply vials for larger volume ampules. Restek sells DMDCS for the purpose of glassware deactivation as catalog number 31861, which includes complete instructions. Restek will also deactivate larger volume vials from our inventory as a custom ordered item. Contact your Restek sales or customer service representative for details.
- If any undissolved material is visible inside the ampul, sonicate the unopened ampul until the material is completely dissolved.

Reagent

SG1248ICV@.5_00002

Preliminary Report

Eurofins TestAmerica, Canton
ICV, ICal Verification Report

Data File:	\\chromna\Canton\ChromData\A2HP4\20190917-91136.b\P4091736.D				
Lims ID:	icv 1248				
Client ID:					
Sample Type:	ICV				
Inject. Date:	18-Sep-2019 00:04:22	ALS Bottle#:	36	Worklist Smp#:	37
Injection Vol:	1.0 ul	Dil. Factor:	1.0000		
Sample Info:					
Operator ID:		Instrument ID:	A2HP4		
Sublist:					
Method:	\\chromna\Canton\ChromData\A2HP4\20190917-91136.b\PCB4 is.m				
Limit Group:	GC 608 PCB IS				
Last Update:	18-Sep-2019 07:51:11	Calib Date:	17-Sep-2019 22:49:46		
Integrator:	Falcon				
Quant Method:	Internal Standard	Quant By:	Initial Calibration		
Last ICal File:	\\chromna\Canton\ChromData\A2HP4\20190917-91136.b\P4091732.D				
Column 1 :	CLP-1 0.53mm ID (0.53 mm)		Det: GC ECD1A		
Column 2 :	CLP-2 0.53mm ID (0.53 mm)		Det: GC ecd2b		
Process Host:	CTX0326				
Start Cal Date:	17-Sep-2019 12:52:14				
End Cal Date:	17-Sep-2019 22:49:46				

Detector 1: GC ECD1A

Compound	Amount Added	Amount Detected	%Drift	Max. %Drift	%Rec	%Rec Limits
7 PCB-1248	0.5000	0.5490	10.0	20.0	109.8	
7 PCB-1248-1	0.5000	0.5420	8.4	20.0	108.4	
7 PCB-1248-2	0.5000	0.5375	7.5	20.0	107.5	
7 PCB-1248-3	0.5000	0.5539	10.8	20.0	110.8	
7 PCB-1248-4	0.5000	0.5185	3.7	20.0	103.7	
7 PCB-1248-5	0.5000	0.5933	18.7	20.0	118.7	

Detector 2: GC ecd2b

Compound	Amount Added	Amount Detected	%Drift	Max. %Drift	%Rec	%Rec Limits
7 PCB-1248	0.5000	0.5611	12.0	20.0	112.2	
7 PCB-1248-1	0.5000	0.6168	* 23.4	20.0	123.4	
7 PCB-1248-2	0.5000	0.5347	6.9	20.0	106.9	
7 PCB-1248-3	0.5000	0.5523	10.5	20.0	110.5	
7 PCB-1248-4	0.5000	0.5684	13.7	20.0	113.7	
7 PCB-1248-5	0.5000	0.5332	6.6	20.0	106.6	

Reagent

SG1262ICV@.5_00003

TestAmerica Laboratories
ICV, ICal Verification Report

Data Path: \\chromna\Canton\ChromData\A2HP4\20190917-91136.b\P4091739.D
Worklist Name: 091719IC Worklist Num: 91136
Instrument: A2HP4 Method: PCB4 is
Limit Group: GC 608 PCB IS
Analysis Type: SemiVOA
Inj Volume: 1.00 Inj Vol Units: ul

Detector 1: GC ECD1A

Compound	Amount Added	Amount Recovered	%Drift
9 PCB-1262	0.5000	0.5164	3.29
9 PCB-1262-1	0.5000	0.5096	1.92
9 PCB-1262-2	0.5000	0.5166	3.33
9 PCB-1262-3	0.5000	0.5323	6.45
9 PCB-1262-4	0.5000	0.5192	3.84
9 PCB-1262-5	0.5000	0.5045	0.90

Detector 2: GC ecd2b

Compound	Amount Added	Amount Recovered	%Drift
9 PCB-1262	0.5000	0.5269	5.37
9 PCB-1262-1	0.5000	0.5233	4.67
9 PCB-1262-2	0.5000	0.5353	7.06
9 PCB-1262-3	0.5000	0.5384	7.68
9 PCB-1262-4	0.5000	0.5205	4.09
9 PCB-1262-5	0.5000	0.5168	3.36

Reagent

SG1268ICV@0.5_00003

TestAmerica Laboratories
ICV, ICal Verification Report

Data Path: \\chromna\Canton\ChromData\A2HP4\20190917-91136.b\P4091740.D
Worklist Name: 091719IC Worklist Num: 91136
Instrument: A2HP4 Method: PCB4 is
Limit Group: GC 608 PCB IS
Analysis Type: SemiVOA
Inj Volume: 1.00 Inj Vol Units: ul

Detector 1: GC ECD1A

Compound	Amount Added	Amount Recovered	%Drift
11 PCB-1268	0.5000	0.5937	18.74
11 PCB-1268-1	0.5000	0.6120	22.40
11 PCB-1268-2	0.5000	0.6771	35.42
11 PCB-1268-3	0.5000	0.5498	9.96
11 PCB-1268-4	0.5000	0.6109	22.18
11 PCB-1268-5	0.5000	0.5188	3.76

Detector 2: GC ecd2b

Compound	Amount Added	Amount Recovered	%Drift
11 PCB-1268	0.5000	0.5900	17.99
11 PCB-1268-1	0.5000	0.6123	22.46
11 PCB-1268-2	0.5000	0.6807	36.15
11 PCB-1268-3	0.5000	0.5464	9.29
11 PCB-1268-4	0.5000	0.5903	18.05
11 PCB-1268-5	0.5000	0.5201	4.02

Reagent

SG1268ICV@0.5_00004

Preliminary Report

Eurofins TestAmerica, Canton
ICV, ICal Verification Report

Data File:	\\chromna\Canton\ChromData\A2HP4\20190924-91365.b\P4092442.D				
Lims ID:	icv 1268				
Client ID:					
Sample Type:	ICV				
Inject. Date:	25-Sep-2019 08:26:37	ALS Bottle#:	42	Worklist Smp#:	42
Injection Vol:	1.0 ul	Dil. Factor:	1.0000		
Sample Info:	240-0091365-042				
Operator ID:		Instrument ID:	A2HP4		
Sublist:					
Method:	\\chromna\Canton\ChromData\A2HP4\20190924-91365.b\PCB4 is.m				
Limit Group:	GC 608 PCB IS				
Last Update:	25-Sep-2019 09:00:46	Calib Date:	24-Sep-2019 23:05:17		
Integrator:	Falcon				
Quant Method:	Internal Standard	Quant By:	Initial Calibration		
Last ICal File:	\\chromna\Canton\ChromData\A2HP4\20190924-91365.b\P4092433.D				
Column 1 :	CLP-1 0.53mm ID (0.53 mm)		Det: GC ECD1A		
Column 2 :	CLP-2 0.53mm ID (0.53 mm)		Det: GC ecd2b		
Process Host:	CTX0339				
Start Cal Date:	24-Sep-2019 14:32:55				
End Cal Date:	24-Sep-2019 23:05:17				

Detector 1: GC ECD1A

Compound	Amount Added	Amount Detected	%Drift	Max. %Drift	%Rec	%Rec Limits
11 PCB-1268	0.5000	0.5371	7.0	20.0	107.4	
11 PCB-1268-1	0.5000	0.5601	12.0	20.0	112.0	
11 PCB-1268-2	0.5000	0.6180	* 23.6	20.0	123.6	
11 PCB-1268-3	0.5000	0.4940	-1.2	20.0	98.8	
11 PCB-1268-4	0.5000	0.5515	10.3	20.0	110.3	
11 PCB-1268-5	0.5000	0.4619	-7.6	20.0	92.4	

Detector 2: GC ecd2b

Compound	Amount Added	Amount Detected	%Drift	Max. %Drift	%Rec	%Rec Limits
11 PCB-1268	0.5000	0.5396	8.0	20.0	107.9	
11 PCB-1268-1	0.5000	0.5638	12.8	20.0	112.8	
11 PCB-1268-2	0.5000	0.6260	* 25.2	20.0	125.2	
11 PCB-1268-3	0.5000	0.4937	-1.3	20.0	98.7	
11 PCB-1268-4	0.5000	0.5546	10.9	20.0	110.9	
11 PCB-1268-5	0.5000	0.4600	-8.0	20.0	92.0	

Reagent

SG1268ICV@100_00013

Preliminary Report

TestAmerica Canton
ICV, ICal Verification Report

Data File: \\chromna\Canton\ChromData\A2HP10\20190327-85565.b\P10032746.D
Lims ID: icv 1268
Client ID:
Sample Type: ICV
Inject. Date: 28-Mar-2019 08:49:01 ALS Bottle#: 46 Worklist Smp#: 46
Injection Vol: 1.0 ul Dil. Factor: 1.0000
Sample Info:
Operator ID: Instrument ID: A2HP10
Sublist:

Method: \\chromna\Canton\ChromData\A2HP10\20190327-85565.b\PCB10 IS.m
Limit Group: GC 608 PCB IS
Last Update: 28-Mar-2019 09:05:33 Calib Date: 27-Mar-2019 23:45:39
Integrator: Falcon
Quant Method: Internal Standard Quant By: Initial Calibration
Last ICal File: \\chromna\Canton\ChromData\A2HP10\20190327-85565.b\P10032733.D

Column 1 : Det: GC ECD1A
Column 2 : Det: GC ecd2b
Process Host: CTX0316

Start Cal Date: 27-Mar-2019 14:44:00
End Cal Date: 27-Mar-2019 23:45:39

Detector 1: GC ECD1A

Compound	Amount Added	Amount Detected	%Drift	Max. %Drift	%Rec	%Rec Limits
11 PCB-1268	0.5000	0.5735	15.0	20.0	114.7	
11 PCB-1268-1	0.5000	0.6003	* 20.1	20.0	120.1	
11 PCB-1268-2	0.5000	0.6599	* 32.0	20.0	132.0	
11 PCB-1268-3	0.5000	0.5219	4.4	20.0	104.4	
11 PCB-1268-4	0.5000	0.5840	16.8	20.0	116.8	
11 PCB-1268-5	0.5000	0.5014	0.3	20.0	100.3	

Detector 2: GC ecd2b

Compound	Amount Added	Amount Detected	%Drift	Max. %Drift	%Rec	%Rec Limits
11 PCB-1268	0.5000	0.5679	14.0	20.0	113.6	
11 PCB-1268-1	0.5000	0.5784	15.7	20.0	115.7	
11 PCB-1268-2	0.5000	0.6438	* 28.8	20.0	128.8	
11 PCB-1268-3	0.5000	0.5073	1.5	20.0	101.5	
11 PCB-1268-4	0.5000	0.6204	* 24.1	20.0	124.1	
11 PCB-1268-5	0.5000	0.4899	-2.0	20.0	98.0	

Reagent

SG1660@0.5PPM_00091

Preliminary Report

Eurofins TestAmerica, Canton
CCV, Cal Verification Report

Data File:	\\chromna\Canton\ChromData\A2HP13\20190917-91112.b\P13091709.D				
Lims ID:	new 1660 .5				
Client ID:					
Sample Type:	CCV				
Inject. Date:	17-Sep-2019 08:23:55	ALS Bottle#:	9	Worklist Smp#:	9
Injection Vol:	1.0 uL	Dil. Factor:	1.0000		
Sample Info:	240-0091112-009				
Operator ID:		Instrument ID:	A2HP13		
Sublist:	chrom-PCB13 IS*sub5				
Method:	\\chromna\Canton\ChromData\A2HP13\20190917-91112.b\PCB13 IS.m				
Limit Group:	GC 8082A IS				
Last Update:	17-Sep-2019 12:51:28	Calib Date:	04-Sep-2019 01:04:12		
Integrator:	Falcon				
Quant Method:	Internal Standard	Quant By:	Initial Calibration		
Last ICal File:	\\chromna\Canton\ChromData\A2HP13\20190903-90679.b\P13090333.D				
Column 1 :			Det: GC ECD1A		
Column 2 :			Det: GC ecd2b		
Process Host:	CTX0321				
Start Cal Date:	03-Sep-2019 17:27:37				
End Cal Date:	04-Sep-2019 01:04:12				

Detector 1: GC ECD1A

Compound	Standard RRF/Amt	DLT RT	Ccal Amt	Ccal RF	%D	Max. %D	%Rec
$ 2 Tetrachloro-m-xylene	0.0250	-0.002	0.0247	1.013056	-1.1	20	99
6 PCB-1016	0.5000		0.4550		-9.0	20	91
6 PCB-1016-1	0.017809	-0.002		0.016289	-8.5	20	91
6 PCB-1016-2	0.035720	-0.001		0.031644	-11.4	20	89
6 PCB-1016-3	0.078239	0.003		0.073801	-5.7	20	94
6 PCB-1016-4	0.033511	-0.001		0.030126	-10.1	20	90
6 PCB-1016-5	0.013220	0.0		0.011999	-9.2	20	91
10 PCB-1260	0.5000		0.4670		-6.6	20	93
10 PCB-1260-1	0.043965	0.0		0.039713	-9.7	20	90
10 PCB-1260-2	0.076733	0.001		0.072796	-5.1	20	95
10 PCB-1260-3	0.5000	0.001	0.4620	0.040749	-7.6	20	92
10 PCB-1260-4	0.102199	0.0		0.096892	-5.2	20	95
10 PCB-1260-5	0.052092	0.001		0.049269	-5.4	20	95
$ 12 DCB Decachlorobiphenyl	0.0250	0.001	0.0247	0.867666	-1.0	20	99
16 1260 Res 1	No Ccal Rslts	0.001		Reagent Dsble			
13 1260 Res 2	No Ccal Rslts	0.001		Reagent Dsble			
15 1260 Res 3	No Ccal Rslts	0.001		Reagent Dsble			

(I) Fails an Initial Calibration Test

Start Cal Date: 03-Sep-2019 17:27:37
End Cal Date: 04-Sep-2019 01:04:12

Detector 2: GC ecd2b

Compound	Standard RRF/Amt	DLT RT	Ccal Amt	Ccal RF	%D	Max. %D	%Rec

Preliminary Report

Data File: \\chromna\Canton\ChromData\A2HP13\20190917-91112.b\P13091709.D

Compound	Standard RRF/Amt	DLT RT	Ccal Amt	Ccal RF	%D	Max. %D	%Rec
$ 2 Tetrachloro-m-xylene	0.0250	-0.003	0.0252	1.024010	0.9	20	101
6 PCB-1016	0.5000		0.4532		-9.4	20	91
6 PCB-1016-1	0.017593	-0.001		0.015735	-10.6	20	89
6 PCB-1016-2	0.034972	-0.001		0.031159	-10.9	20	89
6 PCB-1016-3	0.076494	-0.001		0.071720	-6.2	20	94
6 PCB-1016-4	0.031333	0.001		0.027678	-11.7	20	88
6 PCB-1016-5	0.017929	0.0		0.016595	-7.4	20	93
10 PCB-1260	0.5000		0.4750		-5.0	20	95
10 PCB-1260-1	0.047709	0.0		0.044269	-7.2	20	93
10 PCB-1260-2	0.052053	0.001		0.049369	-5.2	20	95
10 PCB-1260-3	0.043926	0.002		0.041255	-6.1	20	94
10 PCB-1260-4	0.105406	0.003		0.102377	-2.9	20	97
10 PCB-1260-5	0.076915	0.0		0.074110	-3.6	20	96
$ 12 DCB Decachlorobiphenyl	0.0250	0.002	0.0252	0.887495	0.7	20	101
16 1260 Res 1	No Ccal Rslts	0.008		Reagent Dsble			
13 1260 Res 2	No Ccal Rslts	0.003		Reagent Dsble			
15 1260 Res 3	No Ccal Rslts	0.001		Reagent Dsble			

(I) Fails an Initial Calibration Test

Reagent

SG1660@0.5PPM_00093

Preliminary Report

Eurofins TestAmerica, Canton
CCV, Cal Verification Report

Data File:	\\chromna\Canton\ChromData\A2HP11\20191203-93751.b\P11120329.D				
Lims ID:	new 1660 .5				
Client ID:					
Sample Type:	CCV				
Inject. Date:	03-Dec-2019 19:13:58	ALS Bottle#:	29	Worklist Smp#:	29
Injection Vol:	1.0 uL	Dil. Factor:	1.0000		
Sample Info:	240-0093751-029				
Operator ID:		Instrument ID:	A2HP11		
Sublist:	chrom-PCB11 IS*sub1				
Method:	\\chromna\Canton\ChromData\A2HP11\20191203-93751.b\PCB11 IS.m				
Limit Group:	GC 8082 IS				
Last Update:	04-Dec-2019 07:07:21	Calib Date:	26-Sep-2019 19:27:31		
Integrator:	Falcon				
Quant Method:	Internal Standard	Quant By:	Initial Calibration		
Last ICal File:	\\chromna\Canton\ChromData\A2HP11\20190926-91426.b\P11092633.D				
Column 1 :	CLP-1 0.53mm ID (0.53 mm)		Det: GC ECD1A		
Column 2 :	CLP-2 0.53mm ID (0.53 mm)		Det: GC ecd2b		
Process Host:	CTX0311				
Start Cal Date:	26-Sep-2019 12:22:52				
End Cal Date:	26-Sep-2019 19:27:31				

Detector 1: GC ECD1A

Compound	Standard RRF/Amt	DLT RT	Ccal Amt	Ccal RF	%D	Max. %D	%Rec
$ 2 Tetrachloro-m-xylene	0.0250	0.0	0.0254	1.035448	1.7	15	102
6 PCB-1016	0.5000		0.4450		-11.0	15	89
6 PCB-1016-1	0.018154	-0.001		0.016282	-10.3	15	90
6 PCB-1016-2	0.032780	-0.001		0.030573	-6.7	15	93
6 PCB-1016-3	0.072797	-0.013		0.052065	*-28.5	15	72
6 PCB-1016-4	0.032953	0.0		0.031174	-5.4	15	95
6 PCB-1016-5	0.012563	0.0		0.012053	-4.1	15	96
10 PCB-1260	0.5000		0.4796		-4.1	15	96
10 PCB-1260-1	0.041367	0.0		0.040434	-2.3	15	98
10 PCB-1260-2	0.077495	-0.001		0.074420	-4.0	15	96
10 PCB-1260-3	0.047888	0.001		0.044862	-6.3	15	94
10 PCB-1260-4	0.130196	0.001		0.124385	-4.5	15	96
10 PCB-1260-5	0.057356	0.001		0.055434	-3.4	15	97
$ 12 DCB Decachlorobiphenyl	0.0250	0.001	0.0239	1.089382	-4.5	15	96
16 1260 Res 1	No Ccal Rslts	0.001		Reagent Dsble			
13 1260 Res 2	No Ccal Rslts	0.0		Reagent Dsble			
15 1260 Res 3	No Ccal Rslts	0.001		Reagent Dsble			

(I) Fails an Initial Calibration Test

Start Cal Date: 26-Sep-2019 12:22:52
End Cal Date: 26-Sep-2019 19:27:31

Detector 2: GC ecd2b

Compound	Standard RRF/Amt	DLT RT	Ccal Amt	Ccal RF	%D	Max. %D	%Rec

Preliminary Report

Data File: \\chromna\Canton\ChromData\A2HP11\20191203-93751.b\P11120329.D

Compound	Standard RRF/Amt	DLT RT	Ccal Amt	Ccal RF	%D	Max. %D	%Rec
$ 2 Tetrachloro-m-xylene	0.0250	-0.003	0.0240	1.074109	-3.9	15	96
6 PCB-1016	0.5000		0.4942		-1.2	15	99
6 PCB-1016-1	0.018886	-0.001		0.017042	-9.8	15	90
6 PCB-1016-2	0.036654	0.0		0.034854	-4.9	15	95
6 PCB-1016-3	0.075713	0.0		0.081521	7.7	15	108
6 PCB-1016-4	0.033488	-0.001		0.034409	2.7	15	103
6 PCB-1016-5	0.018131	0.001		0.017856	-1.5	15	98
10 PCB-1260	0.5000		0.4815		-3.7	15	96
10 PCB-1260-1	0.055620	0.0		0.053834	-3.2	15	97
10 PCB-1260-2	0.083103	0.001		0.081570	-1.8	15	98
10 PCB-1260-3	0.050684	0.001		0.049449	-2.4	15	98
10 PCB-1260-4	0.117614	0.0		0.111802	-4.9	15	95
10 PCB-1260-5	0.086566	0.0		0.081288	-6.1	15	94
$ 12 DCB Decachlorobiphenyl	0.0250	0.0	0.0216	0.953275	-13.6	15	86
16 1260 Res 1	No Ccal Rslts	0.013		Reagent Dsble			
13 1260 Res 2	No Ccal Rslts	0.010		Reagent Dsble			
15 1260 Res 3	No Ccal Rslts	-0.014		Reagent Dsble			

(I) Fails an Initial Calibration Test

Reagent

SG1660ICV@.5_00006

TestAmerica Laboratories
ICV, ICal Verification Report

Data Path: \\chromna\Canton\ChromData\A2HP4\20190917-91136.b\P4091738.D
Worklist Name: 091719IC Worklist Num: 91136
Instrument: A2HP4 Method: PCB4 is
Limit Group: GC 608 PCB IS
Analysis Type: SemiVOA
Inj Volume: 1.00 Inj Vol Units: ul

Detector 1: GC ECD1A

Compound	Amount Added	Amount Recovered	%Drift
6 PCB-1016	0.5000	0.5153	3.06
6 PCB-1016-1	0.5000	0.5211	4.21
6 PCB-1016-2	0.5000	0.5244	4.88
6 PCB-1016-3	0.5000	0.4949	-1.02
6 PCB-1016-4	0.5000	0.4896	-2.08
6 PCB-1016-5	0.5000	0.5465	9.31
10 PCB-1260	0.5000	0.5064	1.29
10 PCB-1260-1	0.5000	0.5462	9.24
10 PCB-1260-2	0.5000	0.5577	11.54
10 PCB-1260-3	0.5000	0.4514	-9.71
10 PCB-1260-4	0.5000	0.4691	-6.18
10 PCB-1260-5	0.5000	0.5077	1.55

Detector 2: GC ecd2b

Compound	Amount Added	Amount Recovered	%Drift
6 PCB-1016	0.5000	0.4967	-0.67
6 PCB-1016-1	0.5000	0.4904	-1.93
6 PCB-1016-2	0.5000	0.4973	-0.55
6 PCB-1016-3	0.5000	0.5080	1.59
6 PCB-1016-4	0.5000	0.4967	-0.67
6 PCB-1016-5	0.5000	0.4911	-1.78
10 PCB-1260	0.5000	0.4893	-2.14
10 PCB-1260-1	0.5000	0.5191	3.82
10 PCB-1260-2	0.5000	0.5425	8.50
10 PCB-1260-3	0.5000	0.4482	-10.37
10 PCB-1260-4	0.5000	0.4690	-6.20
10 PCB-1260-5	0.5000	0.4677	-6.47

Reagent

SG2154@0.05PP_00022

Report Date: 05-Jun-2019 11:19:55 Chrom Revision: 2.3 03-May-2019 15:52:00

Preliminary Report

Eurofins TestAmerica, Canton
CCV, Cal Verification Report

Data File:	\\chromna\Canton\ChromData\A2HP19\20190605-87802.b\P19060510.D				
Lims ID:	2154 .05				
Client ID:					
Sample Type:	CCV				
Inject. Date:	05-Jun-2019 11:06:10	ALS Bottle#:	10	Worklist Smp#:	10
Injection Vol:	1.0 uL	Dil. Factor:	1.0000		
Sample Info:	240-0087802-010				
Operator ID:		Instrument ID:	A2HP19		
Sublist:	chrom-PCB19 IS*sub5				
Method:	\\chromna\Canton\ChromData\A2HP19\20190605-87802.b\PCB19 IS.m				
Limit Group:	GC 8082A IS				
Last Update:	05-Jun-2019 09:15:34	Calib Date:	05-Jun-2019 08:47:26		
Integrator:	Falcon				
Quant Method:	Internal Standard	Quant By:	Initial Calibration		
Last ICal File:	\\chromna\Canton\ChromData\A2HP19\20190604-87774.b\P19060449.D				
Column 1 :			Det: GC ECD1A		
Column 2 :			Det: GC ecd2b		
Process Host:	CTX0302				
Start Cal Date:	04-Jun-2019 15:00:52				
End Cal Date:	05-Jun-2019 08:47:26				

Detector 1: GC ECD1A

Compound	Standard RRF/Amt	DLT RT	Ccal Amt	Ccal RF	%D	Max. %D	%Rec
3 PCB-1221	0.0500		0.0532		6.5	20	106
3 PCB-1221-1	0.026274	0.0		0.027134	3.3	20	103
3 PCB-1221-2	0.016591	-0.001		0.017401	4.9	20	105
3 PCB-1221-3	0.060025	-0.001		0.066790	11.3	20	111
8 PCB-1254	0.0500		0.0565		13.1	20	113
8 PCB-1254-1	0.067318	0.0		0.077950	15.8	20	116
8 PCB-1254-2	0.086589	-0.001		0.098612	13.9	20	114
8 PCB-1254-3	0.102417	0.0		0.120122	17.3	20	117
8 PCB-1254-4	0.070869	0.0		0.078531	10.8	20	111
8 PCB-1254-5	0.094701	0.0		0.101853	7.6	20	108

Start Cal Date: 04-Jun-2019 15:00:52
End Cal Date: 05-Jun-2019 08:47:26

Detector 2: GC ecd2b

Compound	Standard RRF/Amt	DLT RT	Ccal Amt	Ccal RF	%D	Max. %D	%Rec
3 PCB-1221	0.0500		0.0566		13.2	20	113
3 PCB-1221-1	0.026143	0.0		0.030277	15.8	20	116
3 PCB-1221-2	0.017174	0.0		0.018952	10.4	20	110
3 PCB-1221-3	0.061054	0.0		0.069312	13.5	20	114

Report Date: 05-Jun-2019 11:19:55 Chrom Revision: 2.3 03-May-2019 15:52:00

Preliminary Report

Data File: \\chromna\Canton\ChromData\A2HP19\20190605-87802.b\P19060510.D

Compound	Standard RRF/Amt	DLT RT	Ccal Amt	Ccal RF	%D	Max. %D	%Rec
8 PCB-1254	0.0500		0.0508		1.5	20	102
8 PCB-1254-1	0.075932	0.0		0.082207	8.3	20	108
8 PCB-1254-2	0.075465	-0.001		0.078881	4.5	20	105
8 PCB-1254-3	0.112155	0.001		0.111478	-0.6	20	99
8 PCB-1254-4	0.065356	0.0		0.063365	-3.0	20	97
8 PCB-1254-5	0.094084	0.0		0.092647	-1.5	20	98

Reagent

SG2154@0.2PPM_00023

Preliminary Report

Eurofins TestAmerica, Canton
CCV, Cal Verification Report

Data File:	\\chromna\Canton\ChromData\A2HP19\20190605-87802.b\P19060510.D				
Lims ID:	2154 .05				
Client ID:					
Sample Type:	CCV				
Inject. Date:	05-Jun-2019 11:06:10	ALS Bottle#:	10	Worklist Smp#:	10
Injection Vol:	1.0 uL	Dil. Factor:	1.0000		
Sample Info:	240-0087802-010				
Operator ID:		Instrument ID:	A2HP19		
Sublist:	chrom-PCB19 IS*sub5				
Method:	\\chromna\Canton\ChromData\A2HP19\20190605-87802.b\PCB19 IS.m				
Limit Group:	GC 8082A IS				
Last Update:	05-Jun-2019 09:15:34	Calib Date:	05-Jun-2019 08:47:26		
Integrator:	Falcon				
Quant Method:	Internal Standard	Quant By:	Initial Calibration		
Last ICal File:	\\chromna\Canton\ChromData\A2HP19\20190604-87774.b\P19060449.D				
Column 1 :			Det: GC ECD1A		
Column 2 :			Det: GC ecd2b		
Process Host:	CTX0302				
Start Cal Date:	04-Jun-2019 15:00:52				
End Cal Date:	05-Jun-2019 08:47:26				

Detector 1: GC ECD1A

Compound	Standard RRF/Amt	DLT RT	Ccal Amt	Ccal RF	%D	Max. %D	%Rec
3 PCB-1221	0.0500		0.0532		6.5	20	106
3 PCB-1221-1	0.026274	0.0		0.027134	3.3	20	103
3 PCB-1221-2	0.016591	-0.001		0.017401	4.9	20	105
3 PCB-1221-3	0.060025	-0.001		0.066790	11.3	20	111
8 PCB-1254	0.0500		0.0565		13.1	20	113
8 PCB-1254-1	0.067318	0.0		0.077950	15.8	20	116
8 PCB-1254-2	0.086589	-0.001		0.098612	13.9	20	114
8 PCB-1254-3	0.102417	0.0		0.120122	17.3	20	117
8 PCB-1254-4	0.070869	0.0		0.078531	10.8	20	111
8 PCB-1254-5	0.094701	0.0		0.101853	7.6	20	108

Start Cal Date: 04-Jun-2019 15:00:52
End Cal Date: 05-Jun-2019 08:47:26

Detector 2: GC ecd2b

Compound	Standard RRF/Amt	DLT RT	Ccal Amt	Ccal RF	%D	Max. %D	%Rec
3 PCB-1221	0.0500		0.0566		13.2	20	113
3 PCB-1221-1	0.026143	0.0		0.030277	15.8	20	116
3 PCB-1221-2	0.017174	0.0		0.018952	10.4	20	110
3 PCB-1221-3	0.061054	0.0		0.069312	13.5	20	114

Report Date: 05-Jun-2019 11:19:55 Chrom Revision: 2.3 03-May-2019 15:52:00

Preliminary Report

Data File: \\chromna\Canton\ChromData\A2HP19\20190605-87802.b\P19060510.D

Compound	Standard RRF/Amt	DLT RT	Ccal Amt	Ccal RF	%D	Max. %D	%Rec
8 PCB-1254	0.0500		0.0508		1.5	20	102
8 PCB-1254-1	0.075932	0.0		0.082207	8.3	20	108
8 PCB-1254-2	0.075465	-0.001		0.078881	4.5	20	105
8 PCB-1254-3	0.112155	0.001		0.111478	-0.6	20	99
8 PCB-1254-4	0.065356	0.0		0.063365	-3.0	20	97
8 PCB-1254-5	0.094084	0.0		0.092647	-1.5	20	98

Reagent

SG2154@0.5PPM_00045

Report Date: 05-Jun-2019 11:19:00 Chrom Revision: 2.3 03-May-2019 15:52:00

Preliminary Report

Eurofins TestAmerica, Canton

CCV, Cal Verification Report

Data File: \\chromna\Canton\ChromData\A2HP19\20190605-87802.b\P19060509.D
Lims ID: 2154 0.5
Client ID:
Sample Type: CCV
Inject. Date: 05-Jun-2019 10:55:09 ALS Bottle#: 9 Worklist Smp#: 9
Injection Vol: 1.0 uL Dil. Factor: 1.0000
Sample Info: 240-0087802-009
Operator ID: Instrument ID: A2HP19
Sublist: chrom-PCB19 IS*sub5

Method: \\chromna\Canton\ChromData\A2HP19\20190605-87802.b\PCB19 IS.m
Limit Group: GC 8082A IS
Last Update: 05-Jun-2019 09:15:34 Calib Date: 05-Jun-2019 08:47:26
Integrator: Falcon
Quant Method: Internal Standard Quant By: Initial Calibration
Last ICal File: \\chromna\Canton\ChromData\A2HP19\20190604-87774.b\P19060449.D

Column 1 : Det: GC ECD1A
Column 2 : Det: GC ecd2b
Process Host: CTX0302

Start Cal Date: 04-Jun-2019 15:00:52
End Cal Date: 05-Jun-2019 08:47:26

Detector 1: GC ECD1A

Compound	Standard RRF/Amt	DLT RT	Ccal Amt	Ccal RF	%D	Max. %D	%Rec
3 PCB-1221	0.5000		0.4683		-6.3	20	94
3 PCB-1221-1	0.026274	0.0		0.024506	-6.7	20	93
3 PCB-1221-2	0.016591	-0.001		0.015317	-7.7	20	92
3 PCB-1221-3	0.060025	0.0		0.057270	-4.6	20	95
8 PCB-1254	0.5000		0.5140		2.8	20	103
8 PCB-1254-1	0.067318	-0.001		0.069511	3.3	20	103
8 PCB-1254-2	0.086589	-0.001		0.090170	4.1	20	104
8 PCB-1254-3	0.102417	-0.001		0.105234	2.8	20	103
8 PCB-1254-4	0.070869	-0.001		0.071595	1.0	20	101
8 PCB-1254-5	0.094701	-0.001		0.097358	2.8	20	103

Start Cal Date: 04-Jun-2019 15:00:52
End Cal Date: 05-Jun-2019 08:47:26

Detector 2: GC ecd2b

Compound	Standard RRF/Amt	DLT RT	Ccal Amt	Ccal RF	%D	Max. %D	%Rec
3 PCB-1221	0.5000		0.4676		-6.5	20	94
3 PCB-1221-1	0.026143	0.0		0.024446	-6.5	20	94
3 PCB-1221-2	0.017174	0.0		0.015902	-7.4	20	93
3 PCB-1221-3	0.061054	-0.001		0.057664	-5.6	20	94

Preliminary Report

Data File: \\chromna\Canton\ChromData\A2HP19\20190605-87802.b\P19060509.D

Compound	Standard RRF/Amt	DLT RT	Ccal Amt	Ccal RF	%D	Max. %D	%Rec
8 PCB-1254	0.5000		0.5113		2.3	20	102
8 PCB-1254-1	0.075932	0.0		0.077069	1.5	20	101
8 PCB-1254-2	0.075465	-0.001		0.077911	3.2	20	103
8 PCB-1254-3	0.112155	0.0		0.111118	-0.9	20	99
8 PCB-1254-4	0.065356	-0.001		0.068807	5.3	20	105
8 PCB-1254-5	0.094084	0.0		0.096172	2.2	20	102

Reagent

SG2154@1.0PPM_00031

Preliminary Report

Eurofins TestAmerica, Canton
CCV, Cal Verification Report

Data File:	\\chromna\Canton\ChromData\A2HP19\20190605-87802.b\P19060513.D				
Lims ID:	2154 1.0				
Client ID:					
Sample Type:	CCV				
Inject. Date:	05-Jun-2019 11:39:05	ALS Bottle#:	13	Worklist Smp#:	13
Injection Vol:	1.0 uL	Dil. Factor:	1.0000		
Sample Info:	240-0087802-013				
Operator ID:		Instrument ID:	A2HP19		
Sublist:	chrom-PCB19 IS*sub5				
Method:	\\chromna\Canton\ChromData\A2HP19\20190605-87802.b\PCB19 IS.m				
Limit Group:	GC 8082A IS				
Last Update:	05-Jun-2019 15:41:26	Calib Date:	05-Jun-2019 08:47:26		
Integrator:	Falcon				
Quant Method:	Internal Standard	Quant By:	Initial Calibration		
Last ICal File:	\\chromna\Canton\ChromData\A2HP19\20190604-87774.b\P19060449.D				
Column 1 :	CLP-1 0.53mm ID (0.53 mm)		Det: GC ECD1A		
Column 2 :	CLP-2 0.53mm ID (0.53 mm)		Det: GC ecd2b		
Process Host:	CTX0329				
Start Cal Date:	04-Jun-2019 15:00:52				
End Cal Date:	05-Jun-2019 08:47:26				

Detector 1: GC ECD1A

Compound	Standard RRF/Amt	DLT RT	Ccal Amt	Ccal RF	%D	Max. %D	%Rec
3 PCB-1221	1.00		0.8687		-13.1	20	87
3 PCB-1221-1	0.026274	-0.003		0.022714	-13.5	20	86
3 PCB-1221-2	0.016591	-0.003		0.014142	-14.8	20	85
3 PCB-1221-3	0.060025	-0.004		0.053376	-11.1	20	89
8 PCB-1254	1.00		1.00		0.3	20	100
8 PCB-1254-1	0.067318	-0.004		0.066317	-1.5	20	99
8 PCB-1254-2	0.086589	-0.004		0.086634	0.05	20	100
8 PCB-1254-3	0.102417	-0.004		0.104335	1.9	20	102
8 PCB-1254-4	0.070869	-0.007		0.069317	-2.2	20	98
8 PCB-1254-5	0.094701	-0.004		0.097559	3.0	20	103

Start Cal Date: 04-Jun-2019 15:00:52
End Cal Date: 05-Jun-2019 08:47:26

Detector 2: GC ecd2b

Compound	Standard RRF/Amt	DLT RT	Ccal Amt	Ccal RF	%D	Max. %D	%Rec
3 PCB-1221	1.00		0.8731		-12.7	20	87
3 PCB-1221-1	0.026143	-0.002		0.022934	-12.3	20	88
3 PCB-1221-2	0.017174	-0.003		0.014671	-14.6	20	85
3 PCB-1221-3	0.061054	-0.004		0.054204	-11.2	20	89

Report Date: 06-Jun-2019 05:55:29 Chrom Revision: 2.3 03-May-2019 15:52:00

Preliminary Report

Data File: \\chromna\Canton\ChromData\A2HP19\20190605-87802.b\P19060513.D

Compound	Standard RRF/Amt	DLT RT	Ccal Amt	Ccal RF	%D	Max. %D	%Rec
8 PCB-1254	1.00		1.01		1.4	20	101
8 PCB-1254-1	0.075932	-0.002		0.075353	-0.8	20	99
8 PCB-1254-2	0.075465	-0.002		0.075291	-0.2	20	100
8 PCB-1254-3	0.112155	-0.002		0.114672	2.2	20	102
8 PCB-1254-4	0.065356	-0.003		0.068269	4.5	20	104
8 PCB-1254-5	0.094084	-0.003		0.095338	1.3	20	101

Reagent

SG2154@1.5PPM_00006

Report Date: 06-Jun-2019 05:56:16 Chrom Revision: 2.3 03-May-2019 15:52:00

Preliminary Report

Eurofins TestAmerica, Canton
CCV, Cal Verification Report

Data File:	\\chromna\Canton\ChromData\A2HP19\20190605-87802.b\P19060514.D				
Lims ID:	2154 1.5				
Client ID:					
Sample Type:	CCV				
Inject. Date:	05-Jun-2019 11:50:05	ALS Bottle#:	14	Worklist Smp#:	14
Injection Vol:	1.0 uL	Dil. Factor:	1.0000		
Sample Info:	240-0087802-014				
Operator ID:		Instrument ID:	A2HP19		
Sublist:	chrom-PCB19 IS*sub5				
Method:	\\chromna\Canton\ChromData\A2HP19\20190605-87802.b\PCB19 IS.m				
Limit Group:	GC 8082A IS				
Last Update:	05-Jun-2019 15:41:26	Calib Date:	05-Jun-2019 08:47:26		
Integrator:	Falcon				
Quant Method:	Internal Standard	Quant By:	Initial Calibration		
Last ICal File:	\\chromna\Canton\ChromData\A2HP19\20190604-87774.b\P19060449.D				
Column 1 :	CLP-1 0.53mm ID (0.53 mm)		Det: GC ECD1A		
Column 2 :	CLP-2 0.53mm ID (0.53 mm)		Det: GC ecd2b		
Process Host:	CTX0329				
Start Cal Date:	04-Jun-2019 15:00:52				
End Cal Date:	05-Jun-2019 08:47:26				

Detector 1: GC ECD1A

Compound	Standard RRF/Amt	DLT RT	Ccal Amt	Ccal RF	%D	Max. %D	%Rec
3 PCB-1221	1.50		1.27		-15.4	20	85
3 PCB-1221-1	0.026274	-0.003		0.022177	-15.6	20	84
3 PCB-1221-2	0.016591	-0.003		0.013711	-17.4	20	83
3 PCB-1221-3	0.060025	-0.004		0.052013	-13.3	20	87
8 PCB-1254	1.50		1.51		0.4	20	100
8 PCB-1254-1	0.067318	-0.004		0.066128	-1.8	20	98
8 PCB-1254-2	0.086589	-0.005		0.086831	0.3	20	100
8 PCB-1254-3	0.102417	-0.004		0.104621	2.2	20	102
8 PCB-1254-4	0.070869	-0.007		0.069761	-1.6	20	98
8 PCB-1254-5	0.094701	-0.005		0.097536	3.0	20	103

Start Cal Date: 04-Jun-2019 15:00:52
End Cal Date: 05-Jun-2019 08:47:26

Detector 2: GC ecd2b

Compound	Standard RRF/Amt	DLT RT	Ccal Amt	Ccal RF	%D	Max. %D	%Rec
3 PCB-1221	1.50		1.28		-14.8	20	85
3 PCB-1221-1	0.026143	-0.002		0.022509	-13.9	20	86
3 PCB-1221-2	0.017174	-0.003		0.014166	-17.5	20	82
3 PCB-1221-3	0.061054	-0.004		0.053128	-13.0	20	87

Report Date: 06-Jun-2019 05:56:16 Chrom Revision: 2.3 03-May-2019 15:52:00

Preliminary Report

Data File: \\chromna\Canton\ChromData\A2HP19\20190605-87802.b\P19060514.D

Compound	Standard RRF/Amt	DLT RT	Ccal Amt	Ccal RF	%D	Max. %D	%Rec
8 PCB-1254	1.50		1.52		1.2	20	101
8 PCB-1254-1	0.075932	-0.003		0.074688	-1.6	20	98
8 PCB-1254-2	0.075465	-0.002		0.075265	-0.3	20	100
8 PCB-1254-3	0.112155	-0.002		0.114934	2.5	20	102
8 PCB-1254-4	0.065356	-0.003		0.067893	3.9	20	104
8 PCB-1254-5	0.094084	-0.004		0.095309	1.3	20	101

Reagent

SG2154@O.1PPM_00023

Report Date: 06-Jun-2019 05:54:18 Chrom Revision: 2.3 03-May-2019 15:52:00

Preliminary Report

Eurofins TestAmerica, Canton
CCV, Cal Verification Report

Data File:	\\chromna\Canton\ChromData\A2HP19\20190605-87802.b\P19060511.D				
Lims ID:	2154 .1				
Client ID:					
Sample Type:	CCV				
Inject. Date:	05-Jun-2019 11:17:10	ALS Bottle#:	11	Worklist Smp#:	11
Injection Vol:	1.0 uL	Dil. Factor:	1.0000		
Sample Info:	240-0087802-011				
Operator ID:		Instrument ID:	A2HP19		
Sublist:	chrom-PCB19 IS*sub5				
Method:	\\chromna\Canton\ChromData\A2HP19\20190605-87802.b\PCB19 IS.m				
Limit Group:	GC 8082A IS				
Last Update:	05-Jun-2019 15:41:26	Calib Date:	05-Jun-2019 08:47:26		
Integrator:	Falcon				
Quant Method:	Internal Standard	Quant By:	Initial Calibration		
Last ICal File:	\\chromna\Canton\ChromData\A2HP19\20190604-87774.b\P19060449.D				
Column 1 :	CLP-1 0.53mm ID (0.53 mm)		Det: GC ECD1A		
Column 2 :	CLP-2 0.53mm ID (0.53 mm)		Det: GC ecd2b		
Process Host:	CTX0329				
Start Cal Date:	04-Jun-2019 15:00:52				
End Cal Date:	05-Jun-2019 08:47:26				

Detector 1: GC ECD1A

Compound	Standard RRF/Amt	DLT RT	Ccal Amt	Ccal RF	%D	Max. %D	%Rec
3 PCB-1221	0.1000		0.1044		4.4	20	104
3 PCB-1221-1	0.026274	-0.002		0.027154	3.3	20	103
3 PCB-1221-2	0.016591	-0.003		0.017296	4.3	20	104
3 PCB-1221-3	0.060025	-0.004		0.063418	5.7	20	106
8 PCB-1254	0.1000		0.1080		8.0	20	108
8 PCB-1254-1	0.067318	-0.004		0.073496	9.2	20	109
8 PCB-1254-2	0.086589	-0.004		0.093212	7.6	20	108
8 PCB-1254-3	0.102417	-0.004		0.114747	12.0	20	112
8 PCB-1254-4	0.070869	-0.005		0.075807	7.0	20	107
8 PCB-1254-5	0.094701	-0.004		0.098415	3.9	20	104

Start Cal Date: 04-Jun-2019 15:00:52
End Cal Date: 05-Jun-2019 08:47:26

Detector 2: GC ecd2b

Compound	Standard RRF/Amt	DLT RT	Ccal Amt	Ccal RF	%D	Max. %D	%Rec
3 PCB-1221	0.1000		0.1055		5.5	20	106
3 PCB-1221-1	0.026143	-0.002		0.027438	5.0	20	105
3 PCB-1221-2	0.017174	-0.003		0.018144	5.6	20	106
3 PCB-1221-3	0.061054	-0.004		0.064730	6.0	20	106

Report Date: 06-Jun-2019 05:54:18 Chrom Revision: 2.3 03-May-2019 15:52:00

Preliminary Report

Data File: \\chromna\Canton\ChromData\A2HP19\20190605-87802.b\P19060511.D

Compound	Standard RRF/Amt	DLT RT	Ccal Amt	Ccal RF	%D	Max. %D	%Rec
8 PCB-1254	0.1000		0.1006		0.6	20	101
8 PCB-1254-1	0.075932	-0.002		0.078558	3.5	20	103
8 PCB-1254-2	0.075465	-0.002		0.077804	3.1	20	103
8 PCB-1254-3	0.112155	-0.002		0.111436	-0.6	20	99
8 PCB-1254-4	0.065356	-0.002		0.064886	-0.7	20	99
8 PCB-1254-5	0.094084	-0.001		0.091844	-2.4	20	98

Reagent

SG2154ICV@.5_00001

Preliminary Report

Eurofins TestAmerica, Canton
ICV, ICal Verification Report

Data File:	\\chromna\Canton\ChromData\A2HP4\20190917-91136.b\P4091737.D				
Lims ID:	icv 1254				
Client ID:					
Sample Type:	ICV				
Inject. Date:	18-Sep-2019 00:23:06	ALS Bottle#:	37	Worklist Smp#:	38
Injection Vol:	1.0 ul	Dil. Factor:	1.0000		
Sample Info:					
Operator ID:		Instrument ID:	A2HP4		
Sublist:					
Method:	\\chromna\Canton\ChromData\A2HP4\20190917-91136.b\PCB4 is.m				
Limit Group:	GC 608 PCB IS				
Last Update:	18-Sep-2019 07:51:11	Calib Date:	17-Sep-2019 22:49:46		
Integrator:	Falcon				
Quant Method:	Internal Standard	Quant By:	Initial Calibration		
Last ICal File:	\\chromna\Canton\ChromData\A2HP4\20190917-91136.b\P4091732.D				
Column 1 :	CLP-1 0.53mm ID (0.53 mm)		Det: GC ECD1A		
Column 2 :	CLP-2 0.53mm ID (0.53 mm)		Det: GC ecd2b		
Process Host:	CTX0326				
Start Cal Date:	17-Sep-2019 12:52:14				
End Cal Date:	17-Sep-2019 22:49:46				

Detector 1: GC ECD1A

Compound	Amount Added	Amount Detected	%Drift	Max. %Drift	%Rec	%Rec Limits
8 PCB-1254	0.5000	0.4498	10.0	20.0	90.0	
8 PCB-1254-1	0.5000	0.4371	-12.6	20.0	87.4	
8 PCB-1254-2	0.5000	0.4315	-13.7	20.0	86.3	
8 PCB-1254-3	0.5000	0.4462	-10.8	20.0	89.2	
8 PCB-1254-4	0.5000	0.4601	-8.0	20.0	92.0	
8 PCB-1254-5	0.5000	0.4738	-5.2	20.0	94.8	

Detector 2: GC ecd2b

Compound	Amount Added	Amount Detected	%Drift	Max. %Drift	%Rec	%Rec Limits
8 PCB-1254	0.5000	0.4590	8.0	20.0	91.8	
8 PCB-1254-1	0.5000	0.4459	-10.8	20.0	89.2	
8 PCB-1254-2	0.5000	0.4506	-9.9	20.0	90.1	
8 PCB-1254-3	0.5000	0.4500	-10.0	20.0	90.0	
8 PCB-1254-4	0.5000	0.4728	-5.4	20.0	94.6	
8 PCB-1254-5	0.5000	0.4760	-4.8	20.0	95.2	

Reagent

SG32/62 STK_00005

RESTEK®
110 Benner Circle
Bellefonte, PA 16823-8812
Tel: (800)356-1688
Fax: (814)353-1309

www.restek.com

CERTIFIED REFERENCE MATERIAL

Certificate of Analysis

ACCREDITED
ISO Guide 34 Accredited
Reference Material Producer
Certificate #3222.01

ACCREDITED
ISO/IEC 17025 Accredited
Testing Laboratory
Certificate #3222.02

FOR LABORATORY USE ONLY-READ SDS PRIOR TO USE.

This Reference Material is intended for Laboratory Use Only as a standard for the qualitative and/or quantitative determination of the analyte(s) listed.

Catalog No. : 569746 **Lot No.:** A0132023

Description : PCB-1232/1262 Standard

PCB-1232/1262 Standard 1,000µg/mL, Hexane, 1mL/ampul

Container Size : 2 mL **Pkg Amt:** > 1 mL

Expiration Date : January 31, 2024 **Storage:** 25°C nominal

Handling: This product contains PCBs.

CERTIFIED VALUES

Elution Order	Compound	Grav. Conc. (weight/volume)	Expanded Uncertainty (95% C.L.; K=2)	
1	Aroclor 1232 **CAS #** 11141-16-5 (Lot W-107-05) **Purity** ----%	1,004.0 µg/mL	+/- 5.9635 µg/mL +/- 31.8340 µg/mL +/- 41.5787 µg/mL	Gravimetric Unstressed Stressed
2	Aroclor 1262 **CAS #** 37324-23-5 (Lot 3067100) **Purity** ----%	1,002.0 µg/mL	+/- 5.9516 µg/mL +/- 31.7706 µg/mL +/- 41.4958 µg/mL	Gravimetric Unstressed Stressed

Solvent: Hexane
CAS # 110-54-3
Purity 99%

3740481
ID: SG32/62 STK_00005
Exp: 01/31/24 Prpd: LSH
Aroclors 1232/1262 @1000

Reagent

SG3262@.2PPM_00018

Report Date: 11-Jun-2019 08:02:14 Chrom Revision: 2.3 03-May-2019 15:52:00

Preliminary Report

Eurofins TestAmerica, Canton
CCV, Cal Verification Report

Data File: \\chromna\Canton\ChromData\A2HP12\20190607-87877.b\P12060712.D
Lims ID: 3262 0.2
Client ID:
Sample Type: CCV
Inject. Date: 07-Jun-2019 13:42:16 ALS Bottle#: 12 Worklist Smp#: 12
Injection Vol: 1.0 uL Dil. Factor: 1.0000
Sample Info: 240-0087877-012
Operator ID: Instrument ID: A2HP12
Sublist: chrom-PCB12IS*sub1

Method: \\chromna\Canton\ChromData\A2HP12\20190607-87877.b\PCB12IS.m
Limit Group: GC 8082 IS
Last Update: 11-Jun-2019 08:02:13 Calib Date: 24-May-2019 04:13:54
Integrator: Falcon
Quant Method: Internal Standard Quant By: Initial Calibration
Last ICal File: \\chromna\Canton\ChromData\A2HP12\20190523-87412.b\P12052333.D

Column 1 : Det: GC ECD1A
Column 2 : Det: GC ecd2b
Process Host: CTX0312

Start Cal Date: 23-May-2019 15:00:38
End Cal Date: 24-May-2019 04:13:54

Detector 1: GC ECD1A

Compound	Standard RRF/Amt	DLT RT	Ccal Amt	Ccal RF	%D	Max. %D	%Rec
4 PCB-1232	0.2000		0.2208		10.4	15	110
4 PCB-1232-1	0.019609	0.0		0.021938	11.9	15	112
4 PCB-1232-2	0.013616	0.001		0.016467	*20.9	15	121
4 PCB-1232-3	0.031888	-0.002		0.032056	0.5	15	101
4 PCB-1232-4	0.014101	-0.001		0.015264	8.3	15	108
4 PCB-1232-5	0.009249	-0.001		0.010202	10.3	15	110
9 PCB-1262	0.2000		0.2236		11.8	15	112
9 PCB-1262-1	0.044164	0.001		0.049232	11.5	15	111
9 PCB-1262-2	0.056170	0.001		0.062887	12.0	15	112
9 PCB-1262-3	0.051784	0.001		0.057614	11.3	15	111
9 PCB-1262-4	0.109176	0.002		0.122626	12.3	15	112
9 PCB-1262-5	0.044702	0.0		0.050083	12.0	15	112

Start Cal Date: 23-May-2019 15:00:38
End Cal Date: 24-May-2019 04:13:54

Detector 2: GC ecd2b

Compound	Standard RRF/Amt	DLT RT	Ccal Amt	Ccal RF	%D	Max. %D	%Rec
4 PCB-1232	0.2000		0.2111		5.5	15	106
4 PCB-1232-1	0.018387	-0.001		0.019676	7.0	15	107
4 PCB-1232-2	0.014881	0.0		0.016841	13.2	15	113
4 PCB-1232-3	0.028895	-0.001		0.030702	6.3	15	106
4 PCB-1232-4	0.012466	0.001		0.011752	-5.7	15	94
4 PCB-1232-5	0.006363	-0.001		0.006810	7.0	15	107

Report Date: 11-Jun-2019 08:02:14 Chrom Revision: 2.3 03-May-2019 15:52:00

Preliminary Report

Data File: \\chromna\Canton\ChromData\A2HP12\20190607-87877.b\P12060712.D

Compound	Standard RRF/Amt	DLT RT	Ccal Amt	Ccal RF	%D	Max. %D	%Rec
9 PCB-1262	0.2000		0.2190		9.5	15	109
9 PCB-1262-1	0.036039	0.0		0.039583	9.8	15	110
9 PCB-1262-2	0.054042	0.001		0.059545	10.2	15	110
9 PCB-1262-3	0.046842	0.001		0.051393	9.7	15	110
9 PCB-1262-4	0.105661	0.0		0.115242	9.1	15	109
9 PCB-1262-5	0.075761	0.0		0.082291	8.6	15	109

Reagent

SG3262@0.1PPM_00016

Report Date: 18-Jun-2019 18:37:12 Chrom Revision: 2.3 02-Jun-2019 10:27:32

Preliminary Report

Eurofins TestAmerica, Canton
CCV, Cal Verification Report

Data File: \\chromna\Canton\ChromData\A2HP12\20190618-88219.b\P12061819.D
Lims ID: new .1 1232/1262
Client ID:
Sample Type: CCV
Inject. Date: 18-Jun-2019 13:08:30 ALS Bottle#: 19 Worklist Smp#: 19
Injection Vol: 1.0 uL Dil. Factor: 1.0000
Sample Info: 240-0088219-019
Operator ID: Instrument ID: A2HP12
Sublist: chrom-PCB12IS*sub1

Method: \\chromna\Canton\ChromData\A2HP12\20190618-88219.b\PCB12IS.m
Limit Group: GC 8082A IS
Last Update: 18-Jun-2019 18:37:10 Calib Date: 24-May-2019 04:13:54
Integrator: Falcon
Quant Method: Internal Standard Quant By: Initial Calibration
Last ICal File: \\chromna\Canton\ChromData\A2HP12\20190523-87412.b\P12052333.D

Column 1 : Det: GC ECD1A
Column 2 : Det: GC ecd2b
Process Host: CTX0302

Start Cal Date: 23-May-2019 15:00:38
End Cal Date: 24-May-2019 04:13:54

Detector 1: GC ECD1A

Compound	Standard RRF/Amt	DLT RT	Ccal Amt	Ccal RF	%D	Max. %D	%Rec
4 PCB-1232	0.1000		0.0963		-3.7	20	96
4 PCB-1232-1	0.019609	0.007		0.022203	13.2	20	113
4 PCB-1232-2	0.013616	0.008		0.014490	6.4	20	106
4 PCB-1232-3	0.031888	0.010		0.030696	-3.7	20	96
4 PCB-1232-4	0.014101	0.007		0.012437	-11.8	20	88
4 PCB-1232-5	0.009249	0.009		0.007168	*-22.5	20	78
9 PCB-1262	0.1000		0.1088		8.8	20	109
9 PCB-1262-1	0.044164	0.006		0.046548	5.4	20	105
9 PCB-1262-2	0.056170	0.006		0.059613	6.1	20	106
9 PCB-1262-3	0.051784	0.006		0.055238	6.7	20	107
9 PCB-1262-4	0.109176	0.005		0.126096	15.5	20	115
9 PCB-1262-5	0.044702	0.006		0.049330	10.4	20	110

Start Cal Date: 23-May-2019 15:00:38
End Cal Date: 24-May-2019 04:13:54

Detector 2: GC ecd2b

Compound	Standard RRF/Amt	DLT RT	Ccal Amt	Ccal RF	%D	Max. %D	%Rec
4 PCB-1232	0.1000		0.1106		10.6	20	111
4 PCB-1232-1	0.018387	0.005		0.019779	7.6	20	108
4 PCB-1232-2	0.014881	0.006		0.016373	10.0	20	110
4 PCB-1232-3	0.028895	0.006		0.028723	-0.6	20	99
4 PCB-1232-4	0.012466	0.005		0.013405	7.5	20	108
4 PCB-1232-5	0.006363	0.003		0.008161	*28.3	20	128

Preliminary Report

Data File: \\chromna\Canton\ChromData\A2HP12\20190618-88219.b\P12061819.D

Compound	Standard RRF/Amt	DLT RT	Ccal Amt	Ccal RF	%D	Max. %D	%Rec
9 PCB-1262	0.1000		0.1094		9.4	20	109
9 PCB-1262-1	0.036039	0.005		0.040103	11.3	20	111
9 PCB-1262-2	0.054042	0.005		0.059510	10.1	20	110
9 PCB-1262-3	0.046842	0.004		0.051639	10.2	20	110
9 PCB-1262-4	0.105661	0.004		0.113583	7.5	20	107
9 PCB-1262-5	0.075761	0.005		0.081692	7.8	20	108

Reagent

SG3262@0.5PPM_00036

Report Date: 11-Jun-2019 08:04:08 Chrom Revision: 2.3 03-May-2019 15:52:00

Preliminary Report

Eurofins TestAmerica, Canton

CCV, Cal Verification Report

Ccal Sample: \\chromna\Canton\ChromData\A2HP12\20190607-87877.b\P12060713.D

Lims ID: 3262 0.5 Inj. Date: 07-Jun-2019 14:03:31

Worklist ID: 240-0087877-013 Sublist: chrom-PCB12IS*sub1

Method: PCB12IS Instrument: A2HP12

Detector 1: GC ECD1A

	GC 8082 IS				GC 608 PCB IS				GC 608.3_PREC PCB IS ICAL				GC 8082A IS			
Compound	Ccal RF	Min. RF	%D	Max. %D	Ccal RF	Min. RF	%D	Max. %D	Ccal RF	Min. RF	%D	Max. %D	Ccal RF	Min. RF	%D	Max. %D
4 PCB-1232-1	0.02068		5.5	15.0	0.02068		5.5		0.02068		5.5		0.02068		5.5	
4 PCB-1232-2	0.01546		13.5	15.0	0.01546		22.8		0.01546		13.5		0.01546		13.5	
4 PCB-1232-3	0.03360		5.4	15.0	0.03360		5.4		0.03360		5.4		0.03360		5.4	
4 PCB-1232-4	0.01434		1.7	15.0	0.01434		10.7		0.01434		1.7		0.01434		1.7	
4 PCB-1232-5	0.00960		3.8	15.0	0.00960		12.8		0.00960		3.8		0.00960		3.8	
9 PCB-1262-1	0.04789		8.4	15.0	0.04789		8.4		0.04789		8.4		0.04789		8.4	
9 PCB-1262-2	0.06300		12.2	15.0	0.06300		12.2		0.06300		12.2		0.06300		12.2	
9 PCB-1262-3	0.05795		11.9	15.0	0.05795		11.9		0.05795		11.9		0.05795		11.9	
9 PCB-1262-4	0.12402		13.6	15.0	0.12402		13.6		0.12402		13.6		0.12402		13.6	
9 PCB-1262-5	0.04909		9.8	15.0	0.04909		9.8		0.04909		9.8		0.04909		9.8	

Global Testing	GC 8082 IS	GC 608 PCB IS	GC 608.3_PREC PCB IS ICAL	GC 8082A IS
Number of Failures	0	0	0	0
Number of Global Failures	0	0	0	0
Grand Mean/Limit	8.6	11.3	8.6	8.6

Detector 2: GC ecd2b

	GC 8082 IS				GC 608 PCB IS				GC 608.3_PREC PCB IS ICAL				GC 8082A IS			
Compound	Ccal RF	Min. RF	%D	Max. %D	Ccal RF	Min. RF	%D	Max. %D	Ccal RF	Min. RF	%D	Max. %D	Ccal RF	Min. RF	%D	Max. %D
4 PCB-1232-1	0.01866		1.5	15.0	0.01866		1.5		0.01866		1.5		0.01866		1.5	
4 PCB-1232-2	0.01494		0.4	15.0	0.01494		0.4		0.01494		0.4		0.01494		0.4	
4 PCB-1232-3	0.03059		5.9	15.0	0.03059		5.9		0.03059		5.9		0.03059		5.9	
4 PCB-1232-4	0.01337		7.3	15.0	0.01337		7.3		0.01337		7.3		0.01337		7.3	
4 PCB-1232-5	0.00637		0.1	15.0	0.00637		11.0		0.00637		0.1		0.00637		0.1	
9 PCB-1262-1	0.03782		4.9	15.0	0.03782		4.9		0.03782		4.9		0.03782		4.9	
9 PCB-1262-2	0.05771		6.8	15.0	0.05771		6.8		0.05771		6.8		0.05771		6.8	
9 PCB-1262-3	0.04986		6.4	15.0	0.04986		6.4		0.04986		6.4		0.04986		6.4	
9 PCB-1262-4	0.11372		7.6	15.0	0.11372		7.6		0.11372		7.6		0.11372		7.6	
9 PCB-1262-5	0.08034		6.0	15.0	0.08034		6.0		0.08034		6.0		0.08034		6.0	

Global Testing	GC 8082 IS	GC 608 PCB IS	GC 608.3_PREC PCB IS ICAL	GC 8082A IS
Number of Failures	0	0	0	0
Number of Global Failures	0	0	0	0
Grand Mean/Limit	4.7	5.8	4.7	4.7

Reagent

SG3262@0.5PPM_00039

Preliminary Report

Eurofins TestAmerica, Canton
CCV, Cal Verification Report

Data File: \\chromna\Canton\ChromData\A2HP13\20191202-93694.b\P13120218.D
Lims ID: new 1232/1262 .5
Client ID:
Sample Type: CCV
Inject. Date: 02-Dec-2019 10:34:03 ALS Bottle#: 18 Worklist Smp#: 18
Injection Vol: 1.0 uL Dil. Factor: 1.0000
Sample Info: 240-0093694-018
Operator ID: Instrument ID: A2HP13
Sublist: chrom-PCB13 IS*sub1

Method: \\chromna\Canton\ChromData\A2HP13\20191202-93694.b\PCB13 IS.m
Limit Group: GC 8082A IS
Last Update: 03-Dec-2019 08:13:40 Calib Date: 16-Oct-2019 22:26:36
Integrator: Falcon
Quant Method: Internal Standard Quant By: Initial Calibration
Last ICal File: \\chromna\Canton\ChromData\A2HP13\20191016-92089.b\P13101633.D

Column 1 : Det: GC ECD1A
Column 2 : Det: GC ecd2b
Process Host: CTX0326

Start Cal Date: 16-Oct-2019 14:51:26
End Cal Date: 16-Oct-2019 22:26:36

Detector 1: GC ECD1A

Compound	Standard RRF/Amt	DLT RT	Ccal Amt	Ccal RF	%D	Max. %D	%Rec
4 PCB-1232	0.5000		0.4681		-6.4	20	94
4 PCB-1232-1	0.023879	-0.001		0.022738	-4.8	20	95
4 PCB-1232-2	0.018468	0.001		0.016162	-12.5	20	88
4 PCB-1232-3	0.038992	0.0		0.037411	-4.1	20	96
4 PCB-1232-4	0.018070	0.001		0.016485	-8.8	20	91
4 PCB-1232-5	0.006174	0.001		0.006061	-1.8	20	98
9 PCB-1262	0.5000		0.4895		-2.1	20	98
9 PCB-1262-1	0.039898	0.0		0.038859	-2.6	20	97
9 PCB-1262-2	0.071584	0.0		0.068123	-4.8	20	95
9 PCB-1262-3	0.063677	0.0		0.061673	-3.1	20	97
9 PCB-1262-4	0.142471	0.001		0.138199	-3.0	20	97
9 PCB-1262-5	0.048402	-0.001		0.049896	3.1	20	103

Start Cal Date: 16-Oct-2019 14:51:26
End Cal Date: 16-Oct-2019 22:26:36

Detector 2: GC ecd2b

Compound	Standard RRF/Amt	DLT RT	Ccal Amt	Ccal RF	%D	Max. %D	%Rec
4 PCB-1232	0.5000		0.4765		-4.7	20	95
4 PCB-1232-1	0.024258	0.0		0.023424	-3.4	20	97
4 PCB-1232-2	0.019945	-0.002		0.019180	-3.8	20	96
4 PCB-1232-3	0.039093	0.002		0.038162	-2.4	20	98
4 PCB-1232-4	0.017418	0.001		0.015785	-9.4	20	91
4 PCB-1232-5	0.008691	0.001		0.008299	-4.5	20	95

Preliminary Report

Data File: \\chromna\Canton\ChromData\A2HP13\20191202-93694.b\P13120218.D

Compound	Standard RRF/Amt	DLT RT	Ccal Amt	Ccal RF	%D	Max. %D	%Rec
9 PCB-1262	0.5000		0.5088		1.8	20	102
9 PCB-1262-1	0.048105	-0.002		0.048509	0.8	20	101
9 PCB-1262-2	0.071884	0.0		0.072704	1.1	20	101
9 PCB-1262-3	0.066167	0.0		0.067585	2.1	20	102
9 PCB-1262-4	0.139267	0.0		0.142562	2.4	20	102
9 PCB-1262-5	0.101638	0.0		0.103997	2.3	20	102

Reagent

SG3262@1.0PPM_00023

Report Date: 11-Jun-2019 08:06:12 Chrom Revision: 2.3 03-May-2019 15:52:00

Preliminary Report

Eurofins TestAmerica, Canton

CCV, Cal Verification Report

Ccal Sample: \\chromna\Canton\ChromData\A2HP12\20190607-87877.b\P12060714.D

Lims ID: 3262 1.0 Inj. Date: 07-Jun-2019 14:24:45

Worklist ID: 240-0087877-014 Sublist: chrom-PCB12IS*sub1

Method: PCB12IS Instrument: A2HP12

Detector 1: GC ECD1A

	GC 8082 IS				GC 608 PCB IS				GC 608.3_PREC PCB IS ICAL				GC 8082A IS			
Compound	Ccal RF	Min. RF	%D	Max. %D	Ccal RF	Min. RF	%D	Max. %D	Ccal RF	Min. RF	%D	Max. %D	Ccal RF	Min. RF	%D	Max. %D
4 PCB-1232-1	0.01991		1.6	15.0	0.01991		1.6		0.01991		1.6		0.01991		1.6	
4 PCB-1232-2	0.01429		5.0	15.0	0.01429		15.0		0.01429		5.0		0.01429		5.0	
4 PCB-1232-3	0.02762		-13.4	15.0	0.02762		-13.4		0.02762		-13.4		0.02762		-13.4	
4 PCB-1232-4	0.01403		-0.5	15.0	0.01403		10.2		0.01403		-0.5		0.01403		-0.5	
4 PCB-1232-5	0.00932		0.8	15.0	0.00932		11.4		0.00932		0.8		0.00932		0.8	
9 PCB-1262-1	0.04714		6.7	15.0	0.04714		6.7		0.04714		6.7		0.04714		6.7	
9 PCB-1262-2	0.06276		11.7	15.0	0.06276		11.7		0.06276		11.7		0.06276		11.7	
9 PCB-1262-3	0.05775		11.5	15.0	0.05775		11.5		0.05775		11.5		0.05775		11.5	
9 PCB-1262-4	0.12569		*15.1	*15.0	0.12569		15.1		0.12569		15.1		0.12569		15.1	
9 PCB-1262-5	0.05000		11.8	15.0	0.05000		11.8		0.05000		11.8		0.05000		11.8	

Global Testing	GC 8082 IS	GC 608 PCB IS	GC 608.3_PREC PCB IS ICAL	GC 8082A IS
Number of Failures	1	0	0	0
Number of Global Failures	0	0	0	0
Grand Mean/Limit	7.8	10.8	7.8	7.8

Detector 2: GC ecd2b

	GC 8082 IS				GC 608 PCB IS				GC 608.3_PREC PCB IS ICAL				GC 8082A IS			
Compound	Ccal RF	Min. RF	%D	Max. %D	Ccal RF	Min. RF	%D	Max. %D	Ccal RF	Min. RF	%D	Max. %D	Ccal RF	Min. RF	%D	Max. %D
4 PCB-1232-1	0.01790		-2.7	15.0	0.01790		-2.7		0.01790		-2.7		0.01790		-2.7	
4 PCB-1232-2	0.01444		-2.9	15.0	0.01444		-2.9		0.01444		-2.9		0.01444		-2.9	
4 PCB-1232-3	0.03043		5.3	15.0	0.03043		5.3		0.03043		5.3		0.03043		5.3	
4 PCB-1232-4	0.01305		4.7	15.0	0.01305		4.7		0.01305		4.7		0.01305		4.7	
4 PCB-1232-5	0.00609		-4.3	15.0	0.00609		8.3		0.00609		-4.3		0.00609		-4.3	
9 PCB-1262-1	0.03729		3.5	15.0	0.03729		3.5		0.03729		3.5		0.03729		3.5	
9 PCB-1262-2	0.05756		6.5	15.0	0.05756		6.5		0.05756		6.5		0.05756		6.5	
9 PCB-1262-3	0.04959		5.9	15.0	0.04959		5.9		0.04959		5.9		0.04959		5.9	
9 PCB-1262-4	0.11537		9.2	15.0	0.11537		9.2		0.11537		9.2		0.11537		9.2	
9 PCB-1262-5	0.08090		6.8	15.0	0.08090		6.8		0.08090		6.8		0.08090		6.8	

Global Testing	GC 8082 IS	GC 608 PCB IS	GC 608.3_PREC PCB IS ICAL	GC 8082A IS
Number of Failures	0	0	0	0
Number of Global Failures	0	0	0	0
Grand Mean/Limit	5.2	5.6	5.2	5.2

Reagent

SG3262@1.5PPM_00006

Report Date: 11-Jun-2019 08:07:46 Chrom Revision: 2.3 03-May-2019 15:52:00

Preliminary Report

Eurofins TestAmerica, Canton

CCV, Cal Verification Report

Ccal Sample: \\chromna\Canton\ChromData\A2HP12\20190607-87877.b\P12060715.D

Lims ID: 3262 1.5 Inj. Date: 07-Jun-2019 14:46:04

Worklist ID: 240-0087877-015 Sublist: chrom-PCB12IS*sub1

Method: PCB12IS Instrument: A2HP12

Detector 1: GC ECD1A

	GC 8082 IS				GC 608 PCB IS				GC 608.3_PREC PCB IS ICAL				GC 8082A IS			
Compound	Ccal RF	Min. RF	%D	Max. %D	Ccal RF	Min. RF	%D	Max. %D	Ccal RF	Min. RF	%D	Max. %D	Ccal RF	Min. RF	%D	Max. %D
4 PCB-1232-1	0.01946		-0.7	15.0	0.01946		-0.7	15.0	0.01946		-0.7		0.01946		-0.7	20.0
4 PCB-1232-2	0.01393		2.3	15.0	0.01393		12.6	15.0	0.01393		2.3		0.01393		2.3	20.0
4 PCB-1232-3	0.02784		-12.7	15.0	0.02784		-12.7	15.0	0.02784		-12.7		0.02784		-12.7	20.0
4 PCB-1232-4	0.01300		-7.8	15.0	0.01300		2.6	15.0	0.01300		-7.8		0.01300		-7.8	20.0
4 PCB-1232-5	0.00860		-7.1	15.0	0.00860		3.2	15.0	0.00860		-7.1		0.00860		-7.1	20.0
9 PCB-1262-1	0.04707		6.6	15.0	0.04707		6.6	15.0	0.04707		6.6		0.04707		6.6	20.0
9 PCB-1262-2	0.06167		9.8	15.0	0.06167		9.8	15.0	0.06167		9.8		0.06167		9.8	20.0
9 PCB-1262-3	0.05736		10.8	15.0	0.05736		10.8	15.0	0.05736		10.8		0.05736		10.8	20.0
9 PCB-1262-4	0.12315		12.8	15.0	0.12315		12.8	15.0	0.12315		12.8		0.12315		12.8	20.0
9 PCB-1262-5	0.04853		8.6	15.0	0.04853		8.6	15.0	0.04853		8.6		0.04853		8.6	20.0

Global Testing	GC 8082 IS	GC 608 PCB IS	GC 608.3_PREC PCB IS ICAL	GC 8082A IS
Number of Failures	0	0	0	0
Number of Global Failures	0	0	0	0
Grand Mean/Limit	7.9	8.0	7.9	7.9

Detector 2: GC ecd2b

	GC 8082 IS				GC 608 PCB IS				GC 608.3_PREC PCB IS ICAL				GC 8082A IS			
Compound	Ccal RF	Min. RF	%D	Max. %D	Ccal RF	Min. RF	%D	Max. %D	Ccal RF	Min. RF	%D	Max. %D	Ccal RF	Min. RF	%D	Max. %D
4 PCB-1232-1	0.01733		-5.7	15.0	0.01733		-5.7	15.0	0.01733		-5.7		0.01733		-5.7	20.0
4 PCB-1232-2	0.01383		-7.0	15.0	0.01383		-7.0	15.0	0.01383		-7.0		0.01383		-7.0	20.0
4 PCB-1232-3	0.02948		2.0	15.0	0.02948		2.0	15.0	0.02948		2.0		0.02948		2.0	20.0
4 PCB-1232-4	0.01244		-0.2	15.0	0.01244		-0.2	15.0	0.01244		-0.2		0.01244		-0.2	20.0
4 PCB-1232-5	0.00589		-7.5	15.0	0.00589		5.4	15.0	0.00589		-7.5		0.00589		-7.5	20.0
9 PCB-1262-1	0.03641		1.0	15.0	0.03641		1.0	15.0	0.03641		1.0		0.03641		1.0	20.0
9 PCB-1262-2	0.05616		3.9	15.0	0.05616		3.9	15.0	0.05616		3.9		0.05616		3.9	20.0
9 PCB-1262-3	0.04883		4.2	15.0	0.04883		4.2	15.0	0.04883		4.2		0.04883		4.2	20.0
9 PCB-1262-4	0.11473		8.6	15.0	0.11473		8.6	15.0	0.11473		8.6		0.11473		8.6	20.0
9 PCB-1262-5	0.08013		5.8	15.0	0.08013		5.8	15.0	0.08013		5.8		0.08013		5.8	20.0

Global Testing	GC 8082 IS	GC 608 PCB IS	GC 608.3_PREC PCB IS ICAL	GC 8082A IS
Number of Failures	0	0	0	0
Number of Global Failures	0	0	0	0
Grand Mean/Limit	4.6	4.4	4.6	4.6

Reagent

SG42/68@1.0PP_00028

Report Date: 20-Jun-2019 09:56:46 Chrom Revision: 2.3 18-Jun-2019 21:44:00

Preliminary Report

Eurofins TestAmerica, Canton
CCV, Cal Verification Report

Data File: \\chromna\Canton\ChromData\A2HP13\20190619-88269.b\P13061921.D
Lims ID: new 42/68 1.0
Client ID:
Sample Type: CCV
Inject. Date: 19-Jun-2019 11:53:29 ALS Bottle#: 21 Worklist Smp#: 21
Injection Vol: 1.0 uL Dil. Factor: 1.0000
Sample Info: 240-0088269-021
Operator ID: Instrument ID: A2HP13
Sublist: chrom-PCB13 IS*sub2

Method: \\chromna\Canton\ChromData\A2HP13\20190619-88269.b\PCB13 IS.m
Limit Group: GC 608 PCB IS
Last Update: 20-Jun-2019 09:56:40 Calib Date: 07-Apr-2019 20:36:35
Integrator: Falcon
Quant Method: Internal Standard Quant By: Initial Calibration
Last ICal File: \\chromna\Canton\ChromData\A2HP13\20190407-85887.b\P13040733.D

Column 1 : Det: GC ECD1A
Column 2 : Det: GC ecd2b
Process Host: CTX0309

Start Cal Date: 07-Apr-2019 11:45:05
End Cal Date: 07-Apr-2019 20:36:35

Detector 1: GC ECD1A

Compound	Standard RRF/Amt	DLT RT	Ccal Amt	Ccal RF	%D	Max. %D	%Rec	%Rec Limits
5 PCB-1242	1.00		1.01		1.1	15	101	75-125
5 PCB-1242-1	1.00	0.0	1.07	0.015265	6.9	15	107	75-125
5 PCB-1242-2	1.00	0.0	1.11	0.028965	10.7	15	111	75-125
5 PCB-1242-3	0.061076	0.002		0.049763	*-18.5	15	81	75-125
5 PCB-1242-4	0.026503	0.0		0.026864	1.4	15	101	75-125
5 PCB-1242-5	0.011338	0.0		0.011931	5.2	15	105	75-125
11 PCB-1268	1.00		1.09		8.8	15	109	75-125
11 PCB-1268-1	0.141176	-0.002		0.149873	6.2	15	106	75-125
11 PCB-1268-2	0.141546	-0.004		0.157942	11.6	15	112	75-125
11 PCB-1268-3	0.120088	-0.003		0.131773	9.7	15	110	75-125
11 PCB-1268-4	0.051757	-0.003		0.054048	4.4	15	104	75-125
11 PCB-1268-5	0.397114	-0.002		0.444343	11.9	15	112	75-125

Start Cal Date: 07-Apr-2019 11:45:05
End Cal Date: 07-Apr-2019 20:36:35

Detector 2: GC ecd2b

Compound	Standard RRF/Amt	DLT RT	Ccal Amt	Ccal RF	%D	Max. %D	%Rec	%Rec Limits
5 PCB-1242	1.00		1.06		5.5	15	106	75-125
5 PCB-1242-1	0.017181	0.0		0.016603	-3.4	15	97	75-125
5 PCB-1242-2	1.00	-0.001	1.10	0.032300	9.9	15	110	75-125
5 PCB-1242-3	0.065973	-0.001		0.067881	2.9	15	103	75-125
5 PCB-1242-4	0.026781	-0.002		0.029258	9.2	15	109	75-125
5 PCB-1242-5	1.00	-0.003	1.09	0.015821	9.0	15	109	75-125

Preliminary Report

Data File: \\chromna\Canton\ChromData\A2HP13\20190619-88269.b\P13061921.D

Compound	Standard RRF/Amt	DLT RT	Ccal Amt	Ccal RF	%D	Max. %D	%Rec	%Rec Limits
11 PCB-1268	1.00		1.05		4.7	15	105	75-125
11 PCB-1268-1	0.142419	-0.003		0.151055	6.1	15	106	75-125
11 PCB-1268-2	0.144016	-0.001		0.156921	9.0	15	109	75-125
11 PCB-1268-3	0.122873	-0.001		0.129455	5.4	15	105	75-125
11 PCB-1268-4	0.052713	-0.002		0.052734	0.04	15	100	75-125
11 PCB-1268-5	0.399943	-0.001		0.411649	2.9	15	103	75-125

Reagent

SG4268@0.5PPM_00035

Report Date: 20-Jun-2019 09:52:42 Chrom Revision: 2.3 18-Jun-2019 21:44:00

Preliminary Report

Eurofins TestAmerica, Canton
CCV, Cal Verification Report

Data File: \\chromna\Canton\ChromData\A2HP13\20190619-88269.b\P13061920.D
Lims ID: new 42/68 .5
Client ID:
Sample Type: CCV
Inject. Date: 19-Jun-2019 11:35:08 ALS Bottle#: 20 Worklist Smp#: 20
Injection Vol: 1.0 uL Dil. Factor: 1.0000
Sample Info: 240-0088269-020
Operator ID: Instrument ID: A2HP13
Sublist: chrom-PCB13 IS*sub2

Method: \\chromna\Canton\ChromData\A2HP13\20190619-88269.b\PCB13 IS.m
Limit Group: GC 608.3_PREC PCB IS ICAL
Last Update: 19-Jun-2019 10:45:30 Calib Date: 07-Apr-2019 20:36:35
Integrator: Falcon
Quant Method: Internal Standard Quant By: Initial Calibration
Last ICal File: \\chromna\Canton\ChromData\A2HP13\20190407-85887.b\P13040733.D

Column 1 : Det: GC ECD1A
Column 2 : Det: GC ecd2b
Process Host: CTX0309

Start Cal Date: 07-Apr-2019 11:45:05
End Cal Date: 07-Apr-2019 20:36:35

Detector 1: GC ECD1A

Compound	Standard RRF/Amt	DLT RT	Ccal Amt	Ccal RF	%D	%Rec	%Rec Limits
5 PCB-1242	0.5000		0.5257		5.1	105	75-125
5 PCB-1242-1	0.015317	0.0		0.016631	8.6	109	75-125
5 PCB-1242-2	0.029121	0.0		0.031822	9.3	109	75-125
5 PCB-1242-3	0.060087	0.002		0.051771	-13.8	86	75-125
5 PCB-1242-4	0.025921	-0.001		0.028302	9.2	109	75-125
5 PCB-1242-5	0.011062	-0.001		0.012448	12.5	113	75-125
11 PCB-1268	0.5000		0.5419		8.4	108	75-125
11 PCB-1268-1	0.141176	0.0		0.147554	4.5	105	75-125
11 PCB-1268-2	0.141546	-0.003		0.159837	12.9	113	75-125
11 PCB-1268-3	0.120088	-0.002		0.131533	9.5	110	75-125
11 PCB-1268-4	0.051757	-0.001		0.054859	6.0	106	75-125
11 PCB-1268-5	0.397114	-0.002		0.432430	8.9	109	75-125

Start Cal Date: 07-Apr-2019 11:45:05
End Cal Date: 07-Apr-2019 20:36:35

Detector 2: GC ecd2b

Compound	Standard RRF/Amt	DLT RT	Ccal Amt	Ccal RF	%D	%Rec	%Rec Limits
5 PCB-1242	0.5000		0.5489		9.8	110	75-125
5 PCB-1242-1	0.016794	-0.001		0.017959	6.9	107	75-125
5 PCB-1242-2	0.032135	-0.002		0.034555	7.5	108	75-125
5 PCB-1242-3	0.064803	-0.003		0.070601	8.9	109	75-125
5 PCB-1242-4	0.026280	-0.002		0.031508	19.9	120	75-125
5 PCB-1242-5	0.016132	-0.002		0.017026	5.5	106	75-125

Report Date: 20-Jun-2019 09:52:42 Chrom Revision: 2.3 18-Jun-2019 21:44:00

Preliminary Report

Data File: \\chromna\Canton\ChromData\A2HP13\20190619-88269.b\P13061920.D

Compound	Standard RRF/Amt	DLT RT	Ccal Amt	Ccal RF	%D	%Rec	%Rec Limits
11 PCB-1268	0.5000		0.5279		5.6	106	75-125
11 PCB-1268-1	0.142419	-0.001		0.151199	6.2	106	75-125
11 PCB-1268-2	0.144016	-0.001		0.158793	10.3	110	75-125
11 PCB-1268-3	0.122873	-0.001		0.130163	5.9	106	75-125
11 PCB-1268-4	0.052713	0.0		0.054142	2.7	103	75-125
11 PCB-1268-5	0.399943	-0.001		0.411408	2.9	103	75-125

Reagent

SG4268@0.5PPM_00038

Preliminary Report

Eurofins TestAmerica, Canton
CCV, Cal Verification Report

Data File:	\\chromna\Canton\ChromData\A2HP12\20191206-93886.b\P12120664.D				
Lims ID:	new 42/68 .5				
Client ID:					
Sample Type:	CCV				
Inject. Date:	07-Dec-2019 06:45:56	ALS Bottle#:	64	Worklist Smp#:	26
Injection Vol:	1.0 uL	Dil. Factor:	1.0000		
Sample Info:	240-0093886-026				
Operator ID:		Instrument ID:	A2HP12		
Sublist:	chrom-PCB12IS*sub2				
Method:	\\chromna\Canton\ChromData\A2HP12\20191206-93886.b\PCB12IS.m				
Limit Group:	GC 8082 IS				
Last Update:	09-Dec-2019 08:49:58	Calib Date:	23-Sep-2019 23:14:55		
Integrator:	Falcon				
Quant Method:	Internal Standard	Quant By:	Initial Calibration		
Last ICal File:	\\chromna\Canton\ChromData\A2HP12\20190923-91295.b\P12092333.D				
Column 1 :			Det: GC ECD1A		
Column 2 :			Det: GC ecd2b		
Process Host:	CTX0308				
Start Cal Date:	23-Sep-2019 12:57:41				
End Cal Date:	23-Sep-2019 23:14:55				

Detector 1: GC ECD1A

Compound	Standard RRF/Amt	DLT RT	Ccal Amt	Ccal RF	%D	Max. %D	%Rec
5 PCB-1242	0.5000		0.5075		1.5	15	102
5 PCB-1242-1	0.013037	-0.001		0.014007	7.4	15	107
5 PCB-1242-2	0.019814	0.0		0.021388	7.9	15	108
5 PCB-1242-3	0.055863	-0.011		0.048439	-13.3	15	87
5 PCB-1242-4	0.023675	0.0		0.023881	0.9	15	101
5 PCB-1242-5	0.024229	-0.001		0.025330	4.5	15	105
11 PCB-1268	0.5000		0.5933		*18.7	15	119
11 PCB-1268-1	0.145478	0.0		0.168975	*16.2	15	116
11 PCB-1268-2	0.142600	-0.002		0.169682	*19.0	15	119
11 PCB-1268-3	0.122792	-0.001		0.146845	*19.6	15	120
11 PCB-1268-4	0.053278	-0.001		0.062770	*17.8	15	118
11 PCB-1268-5	0.406442	-0.002		0.490706	*20.7	15	121

Start Cal Date: 23-Sep-2019 12:57:41
End Cal Date: 23-Sep-2019 23:14:55

Detector 2: GC ecd2b

Compound	Standard RRF/Amt	DLT RT	Ccal Amt	Ccal RF	%D	Max. %D	%Rec
5 PCB-1242	0.5000		0.5214		4.3	15	104
5 PCB-1242-1	0.014547	0.0		0.015074	3.6	15	104
5 PCB-1242-2	0.027742	0.0		0.029127	5.0	15	105
5 PCB-1242-3	0.060072	-0.001		0.061366	2.2	15	102
5 PCB-1242-4	0.024298	0.0		0.025487	4.9	15	105
5 PCB-1242-5	0.013831	0.0		0.014629	5.8	15	106

Report Date: 09-Dec-2019 08:49:59 Chrom Revision: 2.3 09-Oct-2019 11:13:36

Preliminary Report

Data File: \\chromna\Canton\ChromData\A2HP12\20191206-93886.b\P12120664.D

Compound	Standard RRF/Amt	DLT RT	Ccal Amt	Ccal RF	%D	Max. %D	%Rec
11 PCB-1268	0.5000		0.6439		*28.8	15	129
11 PCB-1268-1	0.138029	-0.002		0.180529	*30.8	15	131
11 PCB-1268-2	0.137103	-0.001		0.177420	*29.4	15	129
11 PCB-1268-3	0.117335	-0.001		0.152154	*29.7	15	130
11 PCB-1268-4	0.049618	-0.001		0.063586	*28.2	15	128
11 PCB-1268-5	0.371233	-0.001		0.467440	*25.9	15	126

Reagent

SG4268@1.5PPM_00007

Report Date: 20-Jun-2019 09:56:04 Chrom Revision: 2.3 18-Jun-2019 21:44:00

Preliminary Report

Eurofins TestAmerica, Canton
CCV, Cal Verification Report

Data File: \\chromna\Canton\ChromData\A2HP13\20190619-88269.b\P13061922.D
Lims ID: new 42/68 1.5
Client ID:
Sample Type: CCV
Inject. Date: 19-Jun-2019 12:11:49 ALS Bottle#: 22 Worklist Smp#: 22
Injection Vol: 1.0 uL Dil. Factor: 1.0000
Sample Info: 240-0088269-022
Operator ID: Instrument ID: A2HP13
Sublist: chrom-PCB13 IS*sub2

Method: \\chromna\Canton\ChromData\A2HP13\20190619-88269.b\PCB13 IS.m
Limit Group: GC 608 PCB IS
Last Update: 19-Jun-2019 10:45:30 Calib Date: 07-Apr-2019 20:36:35
Integrator: Falcon
Quant Method: Internal Standard Quant By: Initial Calibration
Last ICal File: \\chromna\Canton\ChromData\A2HP13\20190407-85887.b\P13040733.D

Column 1 : Det: GC ECD1A
Column 2 : Det: GC ecd2b
Process Host: CTX0309

Start Cal Date: 07-Apr-2019 11:45:05
End Cal Date: 07-Apr-2019 20:36:35

Detector 1: GC ECD1A

Compound	Standard RRF/Amt	DLT RT	Ccal Amt	Ccal RF	%D	Max. %D	%Rec	%Rec Limits
5 PCB-1242	1.50		1.43		-4.8	15	95	75-125
5 PCB-1242-1	1.50	-0.001	1.54	0.014605	2.8	15	103	75-125
5 PCB-1242-2	1.50	-0.001	1.59	0.027549	5.9	15	106	75-125
5 PCB-1242-3	0.061076	0.001		0.045663	*-25.2	15	75	75-125
5 PCB-1242-4	0.026503	-0.001		0.025400	-4.2	15	96	75-125
5 PCB-1242-5	0.011338	0.0		0.010949	-3.4	15	97	75-125
11 PCB-1268	1.50		1.60		6.6	15	107	75-125
11 PCB-1268-1	0.141176	-0.003		0.149404	5.8	15	106	75-125
11 PCB-1268-2	0.141546	-0.005		0.152290	7.6	15	108	75-125
11 PCB-1268-3	0.120088	-0.003		0.128599	7.1	15	107	75-125
11 PCB-1268-4	0.051757	-0.004		0.052679	1.8	15	102	75-125
11 PCB-1268-5	0.397114	-0.003		0.439291	10.6	15	111	75-125

Start Cal Date: 07-Apr-2019 11:45:05
End Cal Date: 07-Apr-2019 20:36:35

Detector 2: GC ecd2b

Compound	Standard RRF/Amt	DLT RT	Ccal Amt	Ccal RF	%D	Max. %D	%Rec	%Rec Limits
5 PCB-1242	1.50		1.56		3.7	15	104	75-125
5 PCB-1242-1	0.017181	0.0		0.016131	-6.1	15	94	75-125
5 PCB-1242-2	1.50	-0.001	1.61	0.031313	7.1	15	107	75-125
5 PCB-1242-3	0.065973	-0.001		0.068136	3.3	15	103	75-125
5 PCB-1242-4	0.026781	-0.001		0.028111	5.0	15	105	75-125
5 PCB-1242-5	1.50	-0.001	1.64	0.015767	9.4	15	109	75-125

Preliminary Report

Data File: \\chromna\Canton\ChromData\A2HP13\20190619-88269.b\P13061922.D

Compound	Standard RRF/Amt	DLT RT	Ccal Amt	Ccal RF	%D	Max. %D	%Rec	%Rec Limits
11 PCB-1268	1.50		1.55		3.6	15	104	75-125
11 PCB-1268-1	0.142419	-0.003		0.150153	5.4	15	105	75-125
11 PCB-1268-2	0.144016	-0.001		0.155863	8.2	15	108	75-125
11 PCB-1268-3	0.122873	-0.001		0.128191	4.3	15	104	75-125
11 PCB-1268-4	0.052713	-0.002		0.051543	-2.2	15	98	75-125
11 PCB-1268-5	0.399943	-0.001		0.409834	2.5	15	102	75-125

Reagent

SGPCB1254_00010

Certificate of Analysis

Aroclor 1254 Solution

Product Number: EPA-1352 **Page:** 1 of 1

Lot Number: CK-3221 **Lot Issue Date:** 26-Sep-2013 **Expiration Date:** 31-Oct-2021

This certified Reference Material (RM) was manufactured and verified in accordance with ULTRA's ISO 9001 registered quality system, and the analyte concentrations were verified by our ISO 17025 accredited laboratory. The true value and uncertainty value at the 95% confidence level for each analyte, determined gravimetrically, is listed below.

Analyte	CAS#	Analyte Lot	True Value
Aroclor 1254	011097-69-1	RM00922	1002 ± 5 µg/mL

Matrix: isooctane (2,2,4-trimethylpentane)

Storage: Store at Room Temperature (15-30°C)

Rec 9/24/14 @

ULTRA uses balances calibrated with weights traceable to NIST in compliance with ANSI/NCSL Z-540-1 and ISO 9001, and calibrated Class A glassware in the manufacturing of these standards.

ACCREDITED
ISO 17025:2005 Accredited A2LA Cert. No. 0851-01
ISO 9001:2008 Registered TUV USA, Inc. Cert. No. 09-1009

250 Smith Street, North Kingstown, RI 02852 USA
401-294-9400 Fax: 295-2330
wwww.ultrasci.com

William J. Leary
Quality Assurance Manager

Reagent

SGPCBIS STOCk_00013

Preliminary Report

TestAmerica Canton
Internal Standard Recovery Report

Data File: \\chromna\Canton\ChromData\A2HP13\20181226-83202.b\P13122612.D
Lims ID: IS #13
Client ID:
Sample Type: Client
Inject. Date: 26-Dec-2018 08:31:24 ALS Bottle#: 12 Worklist Smp#: 12
Injection Vol: 1.0 uL Dil. Factor: 1.0000
Sample Info: 240-0083202-012
Operator ID: Instrument ID: A2HP13

Method: \\chromna\Canton\ChromData\A2HP13\20181226-83202.b\PCB13 IS.m
Limit Group: GC 8082 IS
Last Update: 26-Dec-2018 05:33:27 Calib Date: 26-Nov-2018 23:37:52
Integrator: Falcon
Quant Method: Internal Standard Quant By: Initial Calibration
Last ICal File: \\chromdocs2018\q3\Canton\ChromData\A2HP13\20181126-82259.b\P13112633.D

Column 1 : Det: GC ECD1A
Column 2 : Det: GC ecd2b
Process Host: CTX0303

Istd Cal Sample: \\chromna\Canton\ChromData\A2HP13\20181226-83202.b\P13122603.D
Sample Type: CCVIS Sublist: chrom-PCB13 IS*sub5
Sample Info: 240-0083202-003

Area Recoveries, Detector: GC ECD1A

Compound	Standard	Lower Limit	Upper Limit	Sample	% Rec
* 14 1-Bromo-2-nitrobenzene	53701758	26850879	107403516	45730514	85.16

RT Recoveries

Compound	Standard	Lower Limit	Upper Limit	Sample	DLT(min.)	% Diff
* 14 1-Bromo-2-nitrobenzene	1.942	1.442	2.442	1.940	0.002	-0.092

Area Recoveries, Detector: GC ecd2b

Compound	Standard	Lower Limit	Upper Limit	Sample	% Rec
* 14 1-Bromo-2-nitrobenzene	35391117	17695559	70782234	30449947	86.04

RT Recoveries

Compound	Standard	Lower Limit	Upper Limit	Sample	DLT(min.)	% Diff
* 14 1-Bromo-2-nitrobenzene	2.385	1.885	2.885	2.383	0.002	-0.075

AREA UPPER LIMIT = +100% of internal standard area.
AREA LOWER LIMIT = - 50% of internal standard area.
RT UPPER LIMIT = + 0.500 minutes of internal standard RT.
RT LOWER LIMIT = - 0.500 minutes of internal standard RT.

Reagent

SGPCBIS STOCk_00014

Preliminary Report

Eurofins TestAmerica, Canton
Internal Standard Recovery Report

Data File: \\chromna\Canton\ChromData\A2HP4\20191119-93294.b\P4111809.D
Lims ID: new IS 14
Client ID:
Sample Type: Client
Inject. Date: 19-Nov-2019 09:26:01 ALS Bottle#: 9 Worklist Smp#: 9
Injection Vol: 1.0 uL Dil. Factor: 1.0000
Sample Info: 240-0093294-009
Operator ID: Instrument ID: A2HP4

Method: \\chromna\Canton\ChromData\A2HP4\20191119-93294.b\PCB4 is.m
Limit Group: GC 8082A IS
Last Update: 19-Nov-2019 06:39:24 Calib Date: 12-Nov-2019 21:39:07
Integrator: Falcon
Quant Method: Internal Standard Quant By: Initial Calibration
Last ICal File: \\chromna\Canton\ChromData\A2HP4\20191112-93064.b\P4111233.D

Column 1 : CLP-1 0.53mm ID (0.53 mm) Det: GC ECD1A
Column 2 : CLP-2 0.53mm ID (0.53 mm) Det: GC ecd2b
Process Host: CTX0326

Istd Cal Sample: \\chromna\Canton\ChromData\A2HP4\20191119-93294.b\P4111803.D
Sample Type: CCVIS Sublist: chrom-PCB4 is*sub5
Sample Info: 240-0093294-003

Area Recoveries, Detector: GC ECD1A

Compound	Standard	Lower Limit	Upper Limit	Sample	% Rec
* 14 1-Bromo-2-nitrobenzene	47100447	23550224	94200894	41268893	87.62

RT Recoveries

Compound	Standard	Lower Limit	Upper Limit	Sample	DLT(min.)	% Diff
* 14 1-Bromo-2-nitrobenzene	1.626	1.126	2.126	1.630	-0.003	0.212

Area Recoveries, Detector: GC ecd2b

Compound	Standard	Lower Limit	Upper Limit	Sample	% Rec
* 14 1-Bromo-2-nitrobenzene	106939856	53469928	213879712	90958920	85.06

RT Recoveries

Compound	Standard	Lower Limit	Upper Limit	Sample	DLT(min.)	% Diff
* 14 1-Bromo-2-nitrobenzene	2.009	1.509	2.509	2.006	0.002	-0.119

AREA UPPER LIMIT = +100% of internal standard area.
AREA LOWER LIMIT = - 50% of internal standard area.
RT UPPER LIMIT = + 0.500 minutes of internal standard RT.
RT LOWER LIMIT = - 0.500 minutes of internal standard RT.

Reagent

SGPCBISTD_00021

Report Date: 27-Nov-2019 09:13:49 Chrom Revision: 2.3 09-Oct-2019 11:13:36

Preliminary Report

Eurofins TestAmerica, Canton
Internal Standard Recovery Report

Data File:	\\chromna\Canton\ChromData\A2HP11\20191127-93577.b\P11112709.D				
Lims ID:	NEW IS				
Client ID:					
Sample Type:	Client				
Inject. Date:	27-Nov-2019 08:58:00	ALS Bottle#:	9	Worklist Smp#:	9
Injection Vol:	1.0 uL	Dil. Factor:	1.0000		
Sample Info:	240-0093577-009				
Operator ID:		Instrument ID:	A2HP11		
Method:	\\chromna\Canton\ChromData\A2HP11\20191127-93577.b\PCB11 IS.m				
Limit Group:	GC 8082 IS				
Last Update:	27-Nov-2019 09:12:47	Calib Date:	26-Sep-2019 19:27:31		
Integrator:	Falcon				
Quant Method:	Internal Standard	Quant By:	Initial Calibration		
Last ICal File:	\\chromna\Canton\ChromData\A2HP11\20190926-91426.b\P11092633.D				
Column 1 :	CLP-1 0.53mm ID (0.53 mm)		Det: GC ECD1A		
Column 2 :	CLP-2 0.53mm ID (0.53 mm)		Det: GC ecd2b		
Process Host:	CTX0317				
Istd Cal Sample:	\\chromna\Canton\ChromData\A2HP11\20191127-93577.b\P11112703.D				
Sample Type:	CCVIS	Sublist:	chrom-PCB11 IS*sub1		
Sample Info:	240-0093577-003				

Area Recoveries, Detector: GC ECD1A

Compound	Standard	Lower Limit	Upper Limit	Sample	% Rec
* 14 1-Bromo-2-nitrobenzene	133099321	66549661	266198642	122958253	92.38

RT Recoveries

Compound	Standard	Lower Limit	Upper Limit	Sample	DLT(min.)	% Diff
* 14 1-Bromo-2-nitrobenzene	1.386	0.886	1.886	1.385	0.001	-0.055

Area Recoveries, Detector: GC ecd2b

Compound	Standard	Lower Limit	Upper Limit	Sample	% Rec
* 14 1-Bromo-2-nitrobenzene	181627284	90813642	363254568	166077049	91.44

RT Recoveries

Compound	Standard	Lower Limit	Upper Limit	Sample	DLT(min.)	% Diff
* 14 1-Bromo-2-nitrobenzene	1.825	1.325	2.325	1.823	0.002	-0.088

AREA UPPER LIMIT = +100% of internal standard area.
AREA LOWER LIMIT = - 50% of internal standard area.
RT UPPER LIMIT = + 0.500 minutes of internal standard RT.
RT LOWER LIMIT = - 0.500 minutes of internal standard RT.

Reagent

SGPESTSURR_00010

RESTEK®
110 Benner Circle
Bellefonte, PA 16823-8812
Tel: (800)356-1688
Fax: (814)353-1309

www.restek.com

CERTIFIED REFERENCE MATERIAL

Certificate of Analysis

ACCREDITED
ISO Guide 34 Accredited
Reference Material Producer
Certificate #3222.01

ACCREDITED
ISO/IEC 17025 Accredited
Testing Laboratory
Certificate #3222.02

FOR LABORATORY USE ONLY-READ SDS PRIOR TO USE.

This Reference Material is intended for Laboratory Use Only as a standard for the qualitative and/or quantitative determination of the analyte(s) listed.

Catalog No. : 32000 **Lot No.:** A0117947

Description : Pesticide Surrogate Mix

Pesticide Surrogate Mix 200 µg/mL, Acetone, 1mL/ampul

Container Size : 2 mL **Pkg Amt:** > 1 mL

Expiration Date : June 30, 2022 **Storage:** 10°C or colder

Handling: Contains PCBs - sonicate prior to use.

CERTIFIED VALUES

Elution Order	Compound	Grav. Conc. (weight/volume)	Expanded Uncertainty (95% C.L.; K=2)		
1	2,4,5,6-Tetrachloro-m-xylene **CAS #** 877-09-8 (Lot 0052481) **Purity** 98%	200.4 µg/mL	+/- 1.1679 +/- 6.3503 +/- 8.2964	µg/mL µg/mL µg/mL	Gravimetric Unstressed Stressed
2	Decachlorobiphenyl (BZ# 209) **CAS #** 2051-24-3 (Lot ER071509-01) **Purity** 99%	200.4 µg/mL	+/- 1.1678 +/- 6.3500 +/- 8.2960	µg/mL µg/mL µg/mL	Gravimetric Unstressed Stressed

Solvent: Acetone
CAS # 67-64-1
Purity 99%

R Farver

10/10/16

2750767
ID: SGPESTSURR_00010
Exp: 06/22/22 Prpd: CSC
PESTICIDE SURROGATE Reste

Reagent

SPIKE1_00006

CPI INTERNATIONAL

CERTIFICATE OF ANALYSIS

Rec'd 9.30.19 kw
4 x 500mL bottles

Multi-Element Aqueous CRM

Product #: TA-SPIKE1+

Spike Mix # 1

Lot #: 1030672-1

Matrix: 5% HNO_3/tr. HF

Element	Certified Concentration & Uncertainty	Element	Certified Concentration & Uncertainty	Element	Certified Concentration & Uncertainty
As	200.0 ± 1.0 mg/L	Li	100.0 ± 0.5 mg/L	Sn	200.0 ± 1.0 mg/L
Ba	200.0 ± 1.0 mg/L	Mn	100.0 ± 0.5 mg/L	Sr	100.0 ± 0.5 mg/L
Be	100.0 ± 0.5 mg/L	Mo	100.0 ± 0.5 mg/L	Ti	100.0 ± 0.5 mg/L
Cd	100.0 ± 0.5 mg/L	Ni	100.0 ± 0.5 mg/L	Tl	200.0 ± 1.0 mg/L
Co	100.0 ± 0.5 mg/L	Pb	100.0 ± 0.5 mg/L	V	100.0 ± 0.5 mg/L
Cr	99.99 ± 0.50 mg/L	Se	200.0 ± 1.0 mg/L		
Cu	100.0 ± 0.5 mg/L	Si	200.0 ± 1.0 mg/L		

Source Material Lot# Chart

Element	Source Material Lot#	Element	Source Material Lot#	Element	Source Material Lot#
As	992330	Li	122176RR	Sn	979643
Ba	994427	Mn	167540	Sr	976606
Be	989234	Mo	687000	Ti	148663
Cd	173171	Ni	752769	Tl	983036
Co	979870	Pb	168223	V	983037
Cr	880115	Se	993619		
Cu	148793	Si	983062		

Intended Use: This solution is intended for use as a certified reference material (CRM) or calibration standard for inductively coupled plasma optical emission spectroscopy (ICP-OES), inductively coupled plasma mass spectrometry (ICP-MS), flame or furnace atomic absorption spectroscopy (AA or GFAA), and other techniques for elemental analysis.

Certification & Traceability: This CRM was manufactured, processed, and certified under a quality management system that is registered/accredited to **ISO 9001**, **ISO 17034**, and **ISO/IEC 17025**. This CRM was prepared to the certified concentrations shown above by gravimetric methods, using single-element concentrates that were certified using the "High Performance ICP-OES" protocol developed by NIST and are directly traceable to **NIST SRMs (see reverse side)**. The solution was stabilized using high purity nitric acid (HNO_3), trace hydrofluoric acid (HF) and diluted with filtered (0.22 µm), 18 M-ohm deionized water. The balances used in the preparation of this CRM are calibrated regularly with traceability to NIST, using a calibration provider that is accredited to ISO/IEC 17025 by a mutually recognized accreditation body. All volumetric dilutions are performed in Class A calibrated glassware. The certified concentrations were determined based upon gravimetric procedures. Secondary verification of the certified concentrations was performed using ICP-OES that was calibrated and/or referenced against **NIST SRMs (see reverse side)**. The uncertainty associated with each certified concentration represents the expanded uncertainty at the 95% confidence level using a coverage factor of k=2.

USA
5580 Skylane Boulevard P: 707.525.5788
Santa Rosa, CA 95403 P: 800.878.7654
F: 707.545.7901

Europe
Nieuwe Hemweg 7P P: +31 20 638 05 97
1013BG Amsterdam F: +31 20 420 28 36
The Netherlands

www.cpiinternational.com

Instructions for Use: We recommend that the solution be thoroughly mixed by repeated shaking or swirling of the bottle immediately prior to use. To achieve the highest accuracy, the analyst should: (1) use only pre-cleaned containers and transferware, (2) not pipette directly from the CRM's original container, (3) never pour used product back into the original container, (4) make dilutions using calibrated balances or certified class A volumetric flasks and pipettes, (5) use a minimum sub-sample size of 500 µL, and (6) dilute with the same matrix as the original CRM or other chemically suitable matrix. The solution should be kept tightly capped and stored under normal laboratory conditions. Do not freeze, heat, or immerse the bottle or its contents, and avoid exposure to direct sunlight or moisture.

Period of Validity: CPI International ensures the accuracy of this solution for **18 months** from the certification date shown below, provided the instructions for use are followed. During the period of validity, the purchaser will be notified if this product is recalled due to any significant changes in the stability of the solution.

Chuck Goudreau

Chuck Goudreau, Certifying Officer

September 25, 2019
Certification Date

CPI International waives all responsibility for any damages resulting from the usage and/or implementation of the products/data described herein.

Health and Safety Information: Refer to the Safety Data Sheet (SDS).

Homogeneity: This solution was determined to be homogeneous by procedures consistent with the requirements of ISO Guide 34 and ISO Guide 35. Replicate samples of the finished solution were analyzed to confirm its homogeneity, in accordance with QSP 6-13 Assessment of Homogeneity and Stability. To ensure homogeneity, users should not take a smaller sub-sample than specified in the Instructions for Use, as doing so will invalidate the certified values and uncertainties.

Quality Manual Rev: No. 5, 03/01/2013

Further Information: Please contact CPI International for further information about this CRM.

Quality Certifications: This CRM was prepared under a quality management system that is registered/accredited to the following:

- ISO 9001 – Quality Management Systems – Requirements (TUV NORD Cert. No. 44 100 16560231)
- ISO/IEC 17025 – General Requirements for the Competence of Testing and Calibration Laboratories (A2LA Cert. No. 2848.01)
- ISO Guide 34 – General Requirements for the Competence of Reference Material Producers (A2LA Cert. No. 2848.02)
    - ISO Guide 34 references additional requirements specified in ISO Guide 31 and ISO Guide 35.

This CRM is traceable to the following NIST SRMs:

Analyte	Aq. SRM	MO SRM		Analyte	Aq. SRM	MO SRM		Analyte	Aq. SRM	MO SRM
Ag	3151	1077a		Hf	3122	—		S	3154	2770
Al	3101a	1075a		Hg	3133	3133		Sb	3102a	3102a
As	3103a	3103a		Ho	3123a	—		Sc	3148a	3148a
Au	3121	—		In	3124a	3124a		Se	3149	3149
B	3107	3107		K	3141a	3141a		Si	3150	1066a
Ba	3104a	1051b		La	3127a	3127a		Sm	3147a	—
Be	3105a	3105a		Li	3129a	3129a		Sn	3161a	1057b
Bi	3106	3106		Lu	3130a	—		SO_4^{-2}	3181	—
Br^-	3184	—		Mg	3131a	3131a		Sr	3153a	3153a
Ca	3109a	3109a		Mn	3132	3132		Ta	3155	—
Cd	3108	1053a		Mo	3134	3134		Tb	3157a	—
Ce	3110	3110		Na	3152a	3152a		Te	3156	—
Cl^-	3182	1818a		Nb	3137	—		Th	3159	—
Co	3113	3113		Nd	3135a	—		Ti	3162a	3162a
Cr	3112a	1078b		Ni	3136	1065b		Tl	3158	3158
Cs	3111a	—		NO_3^-	3185	—		Tm	3160a	—
Cu	3114	1080a		P	3139a	3139a		U	3164	—
Dy	3115a	—		Pb	3128	3128		V	3165	1052b
Er	3116a	—		Pd	3138	—		W	3163	3163
Eu	3117a	—		PO_4^{-3}	3186	—		Y	3167a	3167a
F^-	3183	—		Pr	3142a	—		Yb	3166a	—
Fe	3126a	1079b		Pt	3140	3140		Zn	3168a	3168a
Ga	3119a	—		Rb	3145a	—		Zr	3169	3169
Gd	3118a	—		Re	3143	—				
Ge	3120a	—		Rh	3144	3144				

Reagent

SPIKE2_00004

CPI INTERNATIONAL

CERTIFICATE OF ANALYSIS

Rec'd 9-30-19 KW
4 x 500mL bottles

Multi-Element Aqueous CRM

Product #: TA-SPIKE2

Spike Mix # 2

Lot #: 1022516-1

Matrix: 5% HNO_3

Element	Certified Concentration & Uncertainty	Element	Certified Concentration & Uncertainty	Element	Certified Concentration & Uncertainty
Al	1000 ± 5 mg/L	Fe	1000 ± 5 mg/L	Mg	5000 ± 25 mg/L
Ca	5000 ± 25 mg/L	K	5000 ± 25 mg/L	Na	5000 ± 25 mg/L

Source Material Lot# Chart

Element	Source Material Lot#	Element	Source Material Lot#		Source Material Lot#
Al	992545	Fe	1004971	Mg	116835
Ca	150704	K	983959	Na	994710

Intended Use: This solution is intended for use as a certified reference material (CRM) or calibration standard for inductively coupled plasma optical emission spectroscopy (ICP-OES), inductively coupled plasma mass spectrometry (ICP-MS), flame or furnace atomic absorption spectroscopy (AA or GFAA), and other techniques for elemental analysis.

Certification & Traceability: This CRM was manufactured, processed, and certified under a quality management system that is registered/accredited to **ISO 9001**, **ISO 17034**, and **ISO/IEC 17025**. This CRM was prepared to the certified concentrations shown above by gravimetric methods, using single-element concentrates that were certified using the "High Performance ICP-OES" protocol developed by NIST and are directly traceable to **NIST SRMs (see reverse side)**. The solution was stabilized using high purity nitric acid (HNO_3) and diluted with filtered (0.22 µm), 18 M-ohm deionized water. The balances used in the preparation of this CRM are calibrated regularly with traceability to NIST, using a calibration provider that is accredited to ISO/IEC 17025 by a mutually recognized accreditation body. All volumetric dilutions are performed in Class A calibrated glassware. The certified concentrations were determined based upon gravimetric procedures. Secondary verification of the certified concentrations was performed using ICP-OES that was calibrated and/or referenced against **NIST SRMs (see reverse side)**. The uncertainty associated with each certified concentration represents the expanded uncertainty at the 95% confidence level using a coverage factor of k=2.

Instructions for Use: We recommend that the solution be thoroughly mixed by repeated shaking or swirling of the bottle immediately prior to use. To achieve the highest accuracy, the analyst should: (1) use only pre-cleaned containers and transferware, (2) not pipette directly from the CRM's original container, (3) never pour used product back into the original container, (4) make dilutions using calibrated balances or certified class A volumetric flasks and pipettes, (5) use a minimum sub-sample size of 500 µL, and (6) dilute with the same matrix as the original CRM or other chemically suitable matrix. The solution should be kept tightly capped and stored under normal laboratory conditions. Do not freeze, heat, or immerse the bottle or its contents, and avoid exposure to direct sunlight or moisture.

Period of Validity: CPI International ensures the accuracy of this solution for **18 months** from the certification date shown below, provided the instructions for use are followed. During the period of validity, the purchaser will be notified if this product is recalled due to any significant changes in the stability of the solution.

Chuck Goudreau

Chuck Goudreau, Certifying Officer

September 25, 2019
Certification Date

CPI International waives all responsibility for any damages resulting from the usage and/or implementation of the products/data described herein.

USA
5580 Skylane Boulevard P: 707.525.5788
Santa Rosa, CA 95403 P: 800.878.7654
F: 707.545.7901

Europe
Nieuwe Hemweg 7P P: +31 20 638 05 97
1013BG Amsterdam F: +31 20 420 28 36
The Netherlands

www.cpiinternational.com

Health and Safety Information: Refer to the Safety Data Sheet (SDS).

Homogeneity: This solution was determined to be homogeneous by procedures consistent with the requirements of ISO Guide 34 and ISO Guide 35. Replicate samples of the finished solution were analyzed to confirm its homogeneity, in accordance with QSP 6-13 Assessment of Homogeneity and Stability. To ensure homogeneity, users should not take a smaller sub-sample than specified in the Instructions for Use, as doing so will invalidate the certified values and uncertainties.

Quality Manual Rev: No. 5, 03/01/2013

Further Information: Please contact CPI International for further information about this CRM.

Quality Certifications: This CRM was prepared under a quality management system that is registered/accredited to the following:

- ISO 9001 – Quality Management Systems – Requirements (TUV NORD Cert. No. 44 100 16560231)
- ISO/IEC 17025 – General Requirements for the Competence of Testing and Calibration Laboratories (A2LA Cert. No. 2848.01)
- ISO Guide 34 – General Requirements for the Competence of Reference Material Producers (A2LA Cert. No. 2848.02)
    - ISO Guide 34 references additional requirements specified in ISO Guide 31 and ISO Guide 35.

This CRM is traceable to the following NIST SRMs:

Analyte	Aq. SRM	MO SRM		Analyte	Aq. SRM	MO SRM		Analyte	Aq. SRM	MO SRM
Ag	3151	1077a		Hf	3122	—		S	3154	2770
Al	3101a	1075a		Hg	3133	3133		Sb	3102a	3102a
As	3103a	3103a		Ho	3123a	—		Sc	3148a	3148a
Au	3121	—		In	3124a	3124a		Se	3149	3149
B	3107	3107		K	3141a	3141a		Si	3150	1066a
Ba	3104a	1051b		La	3127a	3127a		Sm	3147a	—
Be	3105a	3105a		Li	3129a	3129a		Sn	3161a	1057b
Bi	3106	3106		Lu	3130a	—		SO_4^{-2}	3181	—
Br^-	3184	—		Mg	3131a	3131a		Sr	3153a	3153a
Ca	3109a	3109a		Mn	3132	3132		Ta	3155	—
Cd	3108	1053a		Mo	3134	3134		Tb	3157a	—
Ce	3110	3110		Na	3152a	3152a		Te	3156	—
Cl^-	3182	1818a		Nb	3137	—		Th	3159	—
Co	3113	3113		Nd	3135a	—		Ti	3162a	3162a
Cr	3112a	1078b		Ni	3136	1065b		Tl	3158	3158
Cs	3111a	—		NO_3^-	3185	—		Tm	3160a	—
Cu	3114	1080a		P	3139a	3139a		U	3164	—
Dy	3115a	—		Pb	3128	3128		V	3165	1052b
Er	3116a	—		Pd	3138	—		W	3163	3163
Eu	3117a	—		PO_4^{-3}	3186	—		Y	3167a	3167a
F^-	3183	—		Pr	3142a	—		Yb	3166a	—
Fe	3126a	1079b		Pt	3140	3140		Zn	3168a	3168a
Ga	3119a	—		Rb	3145a	—		Zr	3169	3169
Gd	3118a	—		Re	3143	—				
Ge	3120a	—		Rh	3144	3144				

Reagent

vm30026_00002

Rec: 4/11/17 (5)

VM30026-00002

RESTEK®

110 Benner Circle
Bellefonte, PA 16823-8812
Tel: (800)356-1688
Fax: (814)353-1309

www.restek.com

CERTIFIED REFERENCE MATERIAL

ACCREDITED
ISO Guide 34 Accredited
Reference Material Producer
Certificate #3222.01

Certificate of Analysis

ilac-MRA

ACCREDITED
ISO/IEC 17025 Accredited
Testing Laboratory
Certificate #3222.02

FOR LABORATORY USE ONLY-READ SDS PRIOR TO USE.

This Reference Material is intended for Laboratory Use Only as a standard for the qualitative and/or quantitative determination of the analyte(s) listed.

Catalog No. : 30026 **Lot No.:** A0120567

Description : 4-Bromofluorobenzene Mixture

4-Bromofluorobenzene 2000µg/mL, P&T Methanol, 1mL/ampul

Container Size : 2 mL **Pkg Amt:** > 1 mL

Expiration Date : July 31, 2021 **Storage:** 0°C or colder

CERTIFIED VALUES

Elution Order	Compound	Grav. Conc. (weight/volume)	Expanded Uncertainty (95% C.L.; K=2)		
1	1-Bromo-4-fluorobenzene (BFB)	2,019.3 µg/mL	+/- 11.8506	µg/mL	Gravimetric
	CAS # 460-00-4 (Lot 20401KOV)		+/- 113.2335	µg/mL	Unstressed
	Purity 99%		+/- 115.8825	µg/mL	Stressed

Solvent: P&T Methanol
CAS # 67-56-1
Purity 99%

Reagent

vm30026_00003

Rec: 11/28/18
VM30026-00063

RESTEK® CERTIFIED REFERENCE MATERIAL

110 Benner Circle
Bellefonte, PA 16823-8812
Tel: (800)356-1688
Fax: (814)353-1309

www.restek.com

Certificate of Analysis

ACCREDITED
ISO 17034 Accredited
Reference Material Producer
Certificate #3222.01

ilac-MRA

ACCREDITED
ISO/IEC 17025 Accredited
Testing Laboratory
Certificate #3222.02

FOR LABORATORY USE ONLY-READ SDS PRIOR TO USE.

This Reference Material is intended for Laboratory Use Only as a standard for the qualitative and/or quantitative determination of the analyte(s) listed.

Catalog No. : 30026 **Lot No.:** A0141187

Description : 4-Bromofluorobenzene Mixture

4-Bromofluorobenzene 2000µg/mL, P&T Methanol, 1mL/ampul

Container Size : 2 mL **Pkg Amt:** > 1 mL

Expiration Date : August 31, 2023 **Storage:** 0°C or colder

CERTIFIED VALUES

Elution Order	Compound	Grav. Conc. (weight/volume)	Expanded Uncertainty (95% C.L.; K=2)		
1	1-Bromo-4-fluorobenzene (BFB)	2,004.7 µg/mL	+/- 11.7645	µg/mL	Gravimetric
	CAS # 460-00-4 (Lot 20401KO)		+/- 112.4110	µg/mL	Unstressed
	Purity 99%		+/- 115.0408	µg/mL	Stressed

Solvent: P&T Methanol
CAS # 67-56-1
Purity 99%

Reagent

vm30241_00007

RESTEK®
110 Benner Circle
Bellefonte, PA 16823-8812
Tel: (800)356-1688
Fax: (814)353-1309

www.restek.com

CERTIFIED REFERENCE MATERIAL

Certificate of Analysis

ACCREDITED
ISO Guide 34 Accredited
Reference Material Producer
Certificate #3222.01

ACCREDITED
ISO/IEC 17025 Accredited
Testing Laboratory
Certificate #3222.02

FOR LABORATORY USE ONLY-READ SDS PRIOR TO USE.

This Reference Material is intended for Laboratory Use Only as a standard for the qualitative and/or quantitative determination of the analyte(s) listed.

Catalog No. : 30241 **Lot No.:** A0134242

Description : 8260A Internal Standard Mix

8260A Internal Standard Mix 2,500 µg/mL, P&T Methanol, 1mL/ampul

Container Size : 2 mL **Pkg Amt:** > 1 mL

Expiration Date : January 31, 2023 **Storage:** 0°C or colder

CERTIFIED VALUES

Elution Order	Compound		Grav. Conc. (weight/volume)	Expanded Uncertainty (95% C.L.; K=2)		
1	Fluorobenzene		2,503.6 µg/mL	+/- 14.5561 µg/mL		Gravimetric
	CAS # 462-06-6	(Lot BCBK8171V)		+/- 140.3744 µg/mL		Unstressed
	Purity 99%			+/- 143.6590 µg/mL		Stressed
2	Chlorobenzene-d5		2,506.4 µg/mL	+/- 14.5724 µg/mL		Gravimetric
	CAS # 3114-55-4	(Lot PR-22736)		+/- 140.5314 µg/mL		Unstressed
	Purity 99%			+/- 143.8196 µg/mL		Stressed
3	1,4-Dichlorobenzene-d4		2,513.4 µg/mL	+/- 14.6131 µg/mL		Gravimetric
	CAS # 3855-82-1	(Lot PR-18488)		+/- 140.9238 µg/mL		Unstressed
	Purity 99%			+/- 144.2213 µg/mL		Stressed

Solvent: P&T Methanol
CAS # 67-56-1
Purity 99%

VM30241-00007

REC'D 5-4-18

Reagent

VM567650_00030

Rec: 11/8/17
VM567650-00050

RESTEK®
110 Benner Circle
Bellefonte, PA 16823-8812
Tel: (800)356-1688
Fax: (814)353-1309

www.restek.com

CERTIFIED REFERENCE MATERIAL

Certificate of Analysis

ACCREDITED
ISO Guide 34 Accredited
Reference Material Producer
Certificate #3222.01

ACCREDITED
ISO/IEC 17025 Accredited
Testing Laboratory
Certificate #3222.02

FOR LABORATORY USE ONLY-READ SDS PRIOR TO USE.

This Reference Material is intended for Laboratory Use Only as a standard for the qualitative and/or quantitative determination of the analyte(s) listed.

Catalog No. : 567650 **Lot No.:** A0124069

Description : 8260 Surrogate Standard

8260 Surrogate Standard 2,500 ug/ml, P&T Methanol, 5 ml/ampul

Container Size : 5 mL **Pkg Amt:** > 5 mL

Expiration Date : January 31, 2022 **Storage:** 0°C or colder

CERTIFIED VALUES

Elution Order	Compound		Grav. Conc. (weight/volume)	Expanded Uncertainty (95% C.L.; K=2)		
1	Dibromofluoromethane		2,521.2 µg/mL	+/- 14.6582	µg/mL	Gravimetric
	CAS # 1868-53-7	(Lot 0012016)		+/- 141.3584	µg/mL	Unstressed
	Purity 99%			+/- 144.6660	µg/mL	Stressed
2	1,2-Dichloroethane-d4		2,513.8 µg/mL	+/- 14.6157	µg/mL	Gravimetric
	CAS # 17060-07-0	(Lot PR-25433)		+/- 140.9489	µg/mL	Unstressed
	Purity 98%			+/- 144.2469	µg/mL	Stressed
3	Toluene-d8		2,519.4 µg/mL	+/- 14.6480	µg/mL	Gravimetric
	CAS # 2037-26-5	(Lot PR-27311)		+/- 141.2603	µg/mL	Unstressed
	Purity 99%			+/- 144.5656	µg/mL	Stressed
4	1-Bromo-4-fluorobenzene (BFB)		2,520.8 µg/mL	+/- 14.6559	µg/mL	Gravimetric
	CAS # 460-00-4	(Lot 20401KOV)		+/- 141.3360	µg/mL	Unstressed
	Purity 99%			+/- 144.6430	µg/mL	Stressed

Solvent: P&T Methanol
CAS # 67-56-1
Purity 99%

Reagent

VM567650_00031

Rec: 10/26/18
VM567650_00031

RESTEK®
110 Benner Circle
Bellefonte, PA 16823-8812
Tel: (800)356-1688
Fax: (814)353-1309

www.restek.com

CERTIFIED REFERENCE MATERIAL

Certificate of Analysis

ACCREDITED
ISO Guide 34 Accredited
Reference Material Producer
Certificate #3222.01

ilac-MRA

ACCREDITED
ISO/IEC 17025 Accredited
Testing Laboratory
Certificate #3222.02

FOR LABORATORY USE ONLY-READ SDS PRIOR TO USE.

This Reference Material is intended for Laboratory Use Only as a standard for the qualitative and/or quantitative determination of the analyte(s) listed.

Catalog No. : 567650 **Lot No.:** A0132615

Description : 8260 Surrogate Standard

8260 Surrogate Standard 2,500µg/mL, P&T Methanol, 5mL/ampul

Container Size : 5 mL **Pkg Amt:** > 5 mL

Expiration Date : November 30, 2022 **Storage:** 0°C or colder

CERTIFIED VALUES

Elution Order	Compound		Grav. Conc. (weight/volume)	Expanded Uncertainty (95% C.L.; K=2)		
1	Dibromofluoromethane		2,500.2 µg/mL	+/- 14.5364	µg/mL	Gravimetric
	CAS # 1868-53-7	(Lot 0012017)		+/- 140.1837	µg/mL	Unstressed
	Purity 99.8%			+/- 143.4639	µg/mL	Stressed
2	1,2-Dichloroethane-d4		2,500.2 µg/mL	+/- 14.5361	µg/mL	Gravimetric
	CAS # 17060-07-0	(Lot PR-26748)		+/- 140.1809	µg/mL	Unstressed
	Purity 99%			+/- 143.4610	µg/mL	Stressed
3	Toluene-d8		2,500.2 µg/mL	+/- 14.5364	µg/mL	Gravimetric
	CAS # 2037-26-5	(Lot PR-26623)		+/- 140.1837	µg/mL	Unstressed
	Purity 99%			+/- 143.4639	µg/mL	Stressed
4	1-Bromo-4-fluorobenzene (BFB)		2,500.3 µg/mL	+/- 14.5370	µg/mL	Gravimetric
	CAS # 460-00-4	(Lot 20401KOV)		+/- 140.1893	µg/mL	Unstressed
	Purity 99%			+/- 143.4696	µg/mL	Stressed

Solvent: P&T Methanol
CAS # 67-56-1
Purity 99%

Reagent

VM568718_00014

Rec! 6/15/18

VM568718_00014

RESTEK
110 Benner Circle
Bellefonte, PA 16823-8812
Tel: (800)356-1688
Fax: (814)353-1309

www.restek.com

CERTIFIED REFERENCE MATERIAL

Certificate of Analysis

ACCREDITED
ISO Guide 34 Accredited
Reference Material Producer
Certificate #3222.01

ilac-MRA

ACCREDITED
ISO/IEC 17025 Accredited
Testing Laboratory
Certificate #3222.02

FOR LABORATORY USE ONLY-READ SDS PRIOR TO USE.

This Reference Material is intended for Laboratory Use Only as a standard for the qualitative and/or quantitative determination of the analyte(s) listed.

Catalog No. : 568718 **Lot No.:** A0133525

Description : 8260 Internal Standard 2014

8260 Internal Standard 2014 250-5,000µg/mL, P&T Methanol/Water (90:10), 5mL/ampul

Container Size : 5 mL **Pkg Amt:** > 5 mL

Expiration Date : December 31, 2022 **Storage:** 0°C or colder

CERTIFIED VALUES

Elution Order	Compound		Grav. Conc. (weight/volume)	Expanded Uncertainty (95% C.L.; K=2)		
1	tert-Butyl-d9-alcohol **CAS #** 25725-11-5 **Purity** 98%	(Lot CD-107)	5,043.8 µg/mL	+/- 29.3235 +/- 107.9879 +/- 111.1273	µg/mL µg/mL µg/mL	Gravimetric Unstressed Stressed
2	2-Butanone-d5 **CAS #** 24313-50-6 **Purity** 99%	(Lot M-276)	1,258.0 µg/mL	+/- 7.3141 +/- 26.9339 +/- 27.7169	µg/mL µg/mL µg/mL	Gravimetric Unstressed Stressed
3	Fluorobenzene **CAS #** 462-06-6 **Purity** 99%	(Lot BCBK8171V)	251.8 µg/mL	+/- 1.4674 +/- 5.3920 +/- 5.5487	µg/mL µg/mL µg/mL	Gravimetric Unstressed Stressed
4	1,4-Dioxane-d8 **CAS #** 17647-74-4 **Purity** 99%	(Lot I-19942)	5,037.4 µg/mL	+/- 29.2862 +/- 107.8502 +/- 110.9856	µg/mL µg/mL µg/mL	Gravimetric Unstressed Stressed
5	Chlorobenzene-d5 **CAS #** 3114-55-4 **Purity** 99%	(Lot PR-22736)	251.6 µg/mL	+/- 1.4660 +/- 5.3870 +/- 5.5435	µg/mL µg/mL µg/mL	Gravimetric Unstressed Stressed
6	1,4-Dichlorobenzene-d4 **CAS #** 3855-82-1 **Purity** 99%	(Lot PR-18488)	251.4 µg/mL	+/- 1.4652 +/- 5.3841 +/- 5.5406	µg/mL µg/mL µg/mL	Gravimetric Unstressed Stressed

Reagent

VM568718_00015

Rec: 10/26/18
VM568718_00015

RESTEK®
110 Benner Circle
Bellefonte, PA 16823-8812
Tel: (800)356-1688
Fax: (814)353-1309

www.restek.com

CERTIFIED REFERENCE MATERIAL

Certificate of Analysis

ACCREDITED
ISO 17034 Accredited
Reference Material Producer
Certificate #3222.01

ACCREDITED
ISO/IEC 17025 Accredited
Testing Laboratory
Certificate #3222.02

FOR LABORATORY USE ONLY-READ SDS PRIOR TO USE.

This Reference Material is intended for Laboratory Use Only as a standard for the qualitative and/or quantitative determination of the analyte(s) listed.

Catalog No. : 568718 **Lot No.:** A0139459

Description : 8260 Internal Standard 2014

8260 Internal Standard 2014 250-5,000µg/mL, P&T Methanol/Water (90:10), 5mL/ampul

Container Size : 5 mL **Pkg Amt:** > 5 mL

Expiration Date : July 31, 2023 **Storage:** 0°C or colder

CERTIFIED VALUES

Elution Order	Compound	Grav. Conc. (weight/volume)	Expanded Uncertainty (95% C.L.; K=2)	
1	tert-Butyl-d9-alcohol **CAS #** 25725-11-5 (Lot CD-107) **Purity** 98%	5,018.0 µg/mL	+/- 29.1735 µg/mL +/- 107.4354 µg/mL +/- 110.5588 µg/mL	Gravimetric Unstressed Stressed
2	2-Butanone-d5 **CAS #** 24313-50-6 (Lot M-276) **Purity** 99%	1,253.8 µg/mL	+/- 7.2897 µg/mL +/- 26.8440 µg/mL +/- 27.6244 µg/mL	Gravimetric Unstressed Stressed
3	Fluorobenzene **CAS #** 462-06-6 (Lot BCBK8171V) **Purity** 99%	250.1 µg/mL	+/- 1.4575 µg/mL +/- 5.3556 µg/mL +/- 5.5112 µg/mL	Gravimetric Unstressed Stressed
4	1,4-Dioxane-d8 **CAS #** 17647-74-4 (Lot I-19942) **Purity** 99%	5,004.8 µg/mL	+/- 29.0965 µg/mL +/- 107.1519 µg/mL +/- 110.2670 µg/mL	Gravimetric Unstressed Stressed
5	Chlorobenzene-d5 **CAS #** 3114-55-4 (Lot PR-23926) **Purity** 99%	250.4 µg/mL	+/- 1.4589 µg/mL +/- 5.3609 µg/mL +/- 5.5167 µg/mL	Gravimetric Unstressed Stressed
6	1,4-Dichlorobenzene-d4 **CAS #** 3855-82-1 (Lot PR-18488) **Purity** 99%	250.6 µg/mL	+/- 1.4604 µg/mL +/- 5.3663 µg/mL +/- 5.5222 µg/mL	Gravimetric Unstressed Stressed

Reagent

VM568718_00016

VM568718_00016 Rec'd 4/9/19

RESTEK®
110 Benner Circle
Bellefonte, PA 16823-8812
Tel: (800)356-1688
Fax: (814)353-1309

www.restek.com

CERTIFIED REFERENCE MATERIAL

Certificate of Analysis

ACCREDITED
ISO 17034 Accredited
Reference Material Producer
Certificate #3222.01

ACCREDITED
ISO/IEC 17025 Accredited
Testing Laboratory
Certificate #3222.02

FOR LABORATORY USE ONLY-READ SDS PRIOR TO USE.

This Reference Material is intended for Laboratory Use Only as a standard for the qualitative and/or quantitative determination of the analyte(s) listed.

Catalog No. : 568718 **Lot No.:** A0139459

Description : 8260 Internal Standard 2014

8260 Internal Standard 2014 250-5,000µg/mL, P&T Methanol/Water (90:10), 5mL/ampul

Container Size : 5 mL **Pkg Amt:** > 5 mL

Expiration Date : July 31, 2023 **Storage:** 0°C or colder

CERTIFIED VALUES

Elution Order	Compound	Grav. Conc. (weight/volume)	Expanded Uncertainty (95% C.L.; K=2)	
1	tert-Butyl-d9-alcohol **CAS #** 25725-11-5 (Lot CD-107) **Purity** 98%	5,018.0 µg/mL	+/- 29.1735 µg/mL +/- 107.4354 µg/mL +/- 110.5588 µg/mL	Gravimetric Unstressed Stressed
2	2-Butanone-d5 **CAS #** 24313-50-6 (Lot M-276) **Purity** 99%	1,253.8 µg/mL	+/- 7.2897 µg/mL +/- 26.8440 µg/mL +/- 27.6244 µg/mL	Gravimetric Unstressed Stressed
3	Fluorobenzene **CAS #** 462-06-6 (Lot BCBK8171V) **Purity** 99%	250.1 µg/mL	+/- 1.4575 µg/mL +/- 5.3556 µg/mL +/- 5.5112 µg/mL	Gravimetric Unstressed Stressed
4	1,4-Dioxane-d8 **CAS #** 17647-74-4 (Lot I-19942) **Purity** 99%	5,004.8 µg/mL	+/- 29.0965 µg/mL +/- 107.1519 µg/mL +/- 110.2670 µg/mL	Gravimetric Unstressed Stressed
5	Chlorobenzene-d5 **CAS #** 3114-55-4 (Lot PR-23926) **Purity** 99%	250.4 µg/mL	+/- 1.4589 µg/mL +/- 5.3609 µg/mL +/- 5.5167 µg/mL	Gravimetric Unstressed Stressed
6	1,4-Dichlorobenzene-d4 **CAS #** 3855-82-1 (Lot PR-18488) **Purity** 99%	250.6 µg/mL	+/- 1.4604 µg/mL +/- 5.3663 µg/mL +/- 5.5222 µg/mL	Gravimetric Unstressed Stressed

Reagent

VM568718_00017

VM568718-00017 Rec: 7/12/19

RESTEK®
110 Benner Circle
Bellefonte, PA 16823-8812
Tel: (800)356-1688
Fax: (814)353-1309

www.restek.com

CERTIFIED REFERENCE MATERIAL

Certificate of Analysis

ACCREDITED
ISO 17034 Accredited
Reference Material Producer
Certificate #3222.01

ACCREDITED
ISO/IEC 17025 Accredited
Testing Laboratory
Certificate #3222.02

FOR LABORATORY USE ONLY-READ SDS PRIOR TO USE.

This Reference Material is intended for Laboratory Use Only as a standard for the qualitative and/or quantitative determination of the analyte(s) listed.

Catalog No. : 568718 **Lot No.:** A0145169

Description : 8260 Internal Standard 2014

8260 Internal Standard 2014 250-5,000µg/mL, P&T Methanol/Water (90:10), 5mL/ampul

Container Size : 5 mL **Pkg Amt:** > 5 mL

Expiration Date : January 31, 2024 **Storage:** 0°C or colder

CERTIFIED VALUES

Elution Order	Compound	Grav. Conc. (weight/volume)	Expanded Uncertainty (95% C.L.; K=2)		
1	tert-Butyl-d9-alcohol **CAS #** 25725-11-5 (Lot CD-107) **Purity** 98%	5,044.0 µg/mL	+/- 29.3246 +/- 107.9918 +/- 111.1314	µg/mL µg/mL µg/mL	Gravimetric Unstressed Stressed
2	2-Butanone-d5 **CAS #** 24313-50-6 (Lot M-276) **Purity** 99%	1,254.2 µg/mL	+/- 7.2922 +/- 26.8533 +/- 27.6340	µg/mL µg/mL µg/mL	Gravimetric Unstressed Stressed
3	Fluorobenzene **CAS #** 462-06-6 (Lot BCBK8171V) **Purity** 99%	252.1 µg/mL	+/- 1.4689 +/- 5.3977 +/- 5.5545	µg/mL µg/mL µg/mL	Gravimetric Unstressed Stressed
4	1,4-Dioxane-d8 **CAS #** 17647-74-4 (Lot I-19942) **Purity** 99%	5,027.8 µg/mL	+/- 29.2304 +/- 107.6448 +/- 110.7743	µg/mL µg/mL µg/mL	Gravimetric Unstressed Stressed
5	Chlorobenzene-d5 **CAS #** 3114-55-4 (Lot PR-23926) **Purity** 99%	250.6 µg/mL	+/- 1.4603 +/- 5.3661 +/- 5.5220	µg/mL µg/mL µg/mL	Gravimetric Unstressed Stressed
6	1,4-Dichlorobenzene-d4 **CAS #** 3855-82-1 (Lot PR-18488) **Purity** 99%	251.6 µg/mL	+/- 1.4660 +/- 5.3871 +/- 5.5436	µg/mL µg/mL µg/mL	Gravimetric Unstressed Stressed

Reagent

VM568720_00033

Rec: 5/3/19

VM568720-00033

RESTEK®
110 Benner Circle
Bellefonte, PA 16823-8812
Tel: (800)356-1688
Fax: (814)353-1309

www.restek.com

CERTIFIED REFERENCE MATERIAL

Certificate of Analysis

ACCREDITED
ISO 17034 Accredited
Reference Material Producer
Certificate #3222.01

ilac-MRA

ACCREDITED
ISO/IEC 17025 Accredited
Testing Laboratory
Certificate #3222.02

FOR LABORATORY USE ONLY-READ SDS PRIOR TO USE.

This Reference Material is intended for Laboratory Use Only as a standard for the qualitative and/or quantitative determination of the analyte(s) listed.

Catalog No. : 568720 **Lot No.:** A0146613

Description : 8260 List 1/Std #5 Acrolein High

8260 List 1/Std #5 Acrolein High 19,750µg/mL, Water, 1mL/ampul

Container Size : 2 mL **Pkg Amt:** > 1 mL

Expiration Date : September 30, 2019 **Storage:** 0°C or colder

Handling: This product is photosensitive.

CERTIFIED VALUES

Elution Order	Compound		Grav. Conc. (weight/volume)	Expanded Uncertainty (95% C.L.; K=2)		
1	Acrolein		19,933.0 µg/mL	+/- 116.7121	µg/mL	Gravimetric
	CAS # 107-02-8	(Lot 0012014-D0218)		+/- 639.1146	µg/mL	Unstressed
	Purity 99%			+/- 742.9009	µg/mL	Stressed

Solvent: Water
CAS # 7732-18-5
Purity 99%

Reagent

VM568720_00035

Rec: 10/17/19
VM568720-00035

RESTEK®
110 Benner Circle
Bellefonte, PA 16823-8812
Tel: (800)356-1688
Fax: (814)353-1309

www.restek.com

CERTIFIED REFERENCE MATERIAL

Certificate of Analysis

ACCREDITED
ISO 17034 Accredited
Reference Material Producer
Certificate #3222.01

ACCREDITED
ISO/IEC 17025 Accredited
Testing Laboratory
Certificate #3222.02

FOR LABORATORY USE ONLY-READ SDS PRIOR TO USE.

This Reference Material is intended for Laboratory Use Only as a standard for the qualitative and/or quantitative determination of the analyte(s) listed.

Catalog No. : 568720 **Lot No.:** A0153030

Description : 8260 List 1/Std #5 Acrolein High

8260 List 1/Std #5 Acrolein High 19,750µg/mL, Water, 1mL/ampul

Container Size : 2 mL **Pkg Amt:** > 1 mL

Expiration Date : March 31, 2020 **Storage:** 0°C or colder

Handling: This product is photosensitive.

CERTIFIED VALUES

Elution Order	Compound	Grav. Conc. (weight/volume)	Expanded Uncertainty (95% C.L.; K=2)		
1	Acrolein	19,750.1 µg/mL	+/- 115.6411	µg/mL	Gravimetric
	CAS # 107-02-8 (Lot D0022019819)		+/- 633.2497	µg/mL	Unstressed
	Purity 96%		+/- 736.0834	µg/mL	Stressed

Solvent: Water
CAS # 7732-18-5
Purity 99%

Reagent

VM568720S_00035

Rec: 10/17/19

VM568720S-00035

RESTEK®
110 Benner Circle
Bellefonte, PA 16823-8812
Tel: (800)356-1688
Fax: (814)353-1309

www.restek.com

CERTIFIED REFERENCE MATERIAL

Certificate of Analysis

ACCREDITED
ISO 17034 Accredited
Reference Material Producer
Certificate #3222.01

ACCREDITED
ISO/IEC 17025 Accredited
Testing Laboratory
Certificate #3222.02

FOR LABORATORY USE ONLY-READ SDS PRIOR TO USE.

This Reference Material is intended for Laboratory Use Only as a standard for the qualitative and/or quantitative determination of the analyte(s) listed.

Catalog No. : 568720.SEC **Lot No.:** A0150981

Description : 8260 List 1/Std #5 Acrolein High

8260 List 1/Std #5 Acrolein High 19,750µg/mL, Water, 1mL/ampul

Container Size : 2 mL **Pkg Amt:** > 1 mL

Expiration Date : January 31, 2020 **Storage:** 0°C or colder

Handling: This product is photosensitive.

CERTIFIED VALUES

Elution Order	Compound	Grav. Conc. (weight/volume)	Expanded Uncertainty (95% C.L.; K=2)		
1	Acrolein	19,750.5 µg/mL	+/- 115.6435	µg/mL	Gravimetric
	CAS # 107-02-8.SEC (Lot CSBLJM)		+/- 633.2629	µg/mL	Unstressed
	Purity 97%		+/- 736.0988	µg/mL	Stressed

Solvent: Water
CAS # 7732-18-5
Purity 99%

Reagent

VM569721_00005

VM569721_00005 Rec: 11/30/18

RESTEK®
110 Benner Circle
Bellefonte, PA 16823-8812
Tel: (800)356-1688
Fax: (814)353-1309

www.restek.com

CERTIFIED REFERENCE MATERIAL

Certificate of Analysis

ACCREDITED
ISO 17034 Accredited
Reference Material Producer
Certificate #3222.01

ilac-MRA

ACCREDITED
ISO/IEC 17025 Accredited
Testing Laboratory
Certificate #3222.02

FOR LABORATORY USE ONLY-READ SDS PRIOR TO USE.

This Reference Material is intended for Laboratory Use Only as a standard for the qualitative and/or quantitative determination of the analyte(s) listed.

Catalog No. : 569721 **Lot No.:** A0137509

Description : 8260 List 1/ Std #2 Ketones (2015)

8260 List 1/ Std #2 Ketones (2015) 12,500µg/mL, P&T Methanol/Water (90:10), 1mL/ampul

Container Size : 2 mL **Pkg Amt:** > 1 mL

Expiration Date : April 30, 2021 **Storage:** 0°C or colder

CERTIFIED VALUES

Elution Order	Compound		Grav. Conc. (weight/volume)	Expanded Uncertainty (95% C.L.; K=2)		
1	Acetone		12,619.0 µg/mL	+/- 73.8870	µg/mL	Gravimetric
	CAS # 67-64-1	(Lot SHBH6933)		+/- 761.4104	µg/mL	Unstressed
	Purity 99%			+/- 763.2179	µg/mL	Stressed
2	2-Butanone (MEK)		12,602.0 µg/mL	+/- 73.7875	µg/mL	Gravimetric
	CAS # 78-93-3	(Lot SHBF2461V)		+/- 760.3846	µg/mL	Unstressed
	Purity 99%			+/- 762.1897	µg/mL	Stressed
3	4-Methyl-2-pentanone (MIBK)		12,531.0 µg/mL	+/- 73.3718	µg/mL	Gravimetric
	CAS # 108-10-1	(Lot SHBH7006)		+/- 756.1006	µg/mL	Unstressed
	Purity 99%			+/- 757.8955	µg/mL	Stressed
4	2-Hexanone		12,606.0 µg/mL	+/- 73.8109	µg/mL	Gravimetric
	CAS # 591-78-6	(Lot MKBW0198V)		+/- 760.6260	µg/mL	Unstressed
	Purity 99%			+/- 762.4316	µg/mL	Stressed

Solvent: P&T Methanol/Water (90:10)
CAS # 67-56-1/7732-18-5
Purity 99%

Reagent

VM569721_00006

RCL: 12/4/18

VM569721_00006

RESTEK® CERTIFIED REFERENCE MATERIAL

110 Benner Circle
Bellefonte, PA 16823-8812
Tel: (800)356-1688
Fax: (814)353-1309

www.restek.com

Certificate of Analysis

ACCREDITED
ISO 17034 Accredited
Reference Material Producer
Certificate #3222.01

ilac-MRA

ACCREDITED
ISO/IEC 17025 Accredited
Testing Laboratory
Certificate #3222.02

FOR LABORATORY USE ONLY-READ SDS PRIOR TO USE.

This Reference Material is intended for Laboratory Use Only as a standard for the qualitative and/or quantitative determination of the analyte(s) listed.

Catalog No. : 569721 **Lot No.:** A0137509

Description : 8260 List 1/ Std #2 Ketones (2015)

8260 List 1/ Std #2 Ketones (2015) 12,500µg/mL, P&T Methanol/Water (90:10), 1mL/ampul

Container Size : 2 mL **Pkg Amt:** > 1 mL

Expiration Date : April 30, 2021 **Storage:** 0°C or colder

CERTIFIED VALUES

Elution Order	Compound	Grav. Conc. (weight/volume)	Expanded Uncertainty (95% C.L.; K=2)	
1	Acetone **CAS #** 67-64-1 (Lot SHBH6933) **Purity** 99%	12,619.0 µg/mL	+/- 73.8870 µg/mL +/- 761.4104 µg/mL +/- 763.2179 µg/mL	Gravimetric Unstressed Stressed
2	2-Butanone (MEK) **CAS #** 78-93-3 (Lot SHBF2461V) **Purity** 99%	12,602.0 µg/mL	+/- 73.7875 µg/mL +/- 760.3846 µg/mL +/- 762.1897 µg/mL	Gravimetric Unstressed Stressed
3	4-Methyl-2-pentanone (MIBK) **CAS #** 108-10-1 (Lot SHBH7006) **Purity** 99%	12,531.0 µg/mL	+/- 73.3718 µg/mL +/- 756.1006 µg/mL +/- 757.8955 µg/mL	Gravimetric Unstressed Stressed
4	2-Hexanone **CAS #** 591-78-6 (Lot MKBW0198V) **Purity** 99%	12,606.0 µg/mL	+/- 73.8109 µg/mL +/- 760.6260 µg/mL +/- 762.4316 µg/mL	Gravimetric Unstressed Stressed

Solvent: P&T Methanol/Water (90:10)
CAS # 67-56-1/7732-18-5
Purity 99%

Reagent

VM569721S_00005

Rec: 6/15/18 20 vials

VM569721S-00005

RESTEK

110 Benner Circle
Bellefonte, PA 16823-8812
Tel: (800)356-1688
Fax: (814)353-1309

www.restek.com

CERTIFIED REFERENCE MATERIAL

Certificate of Analysis

ACCREDITED
ISO Guide 34 Accredited
Reference Material Producer
Certificate #3222.01

ACCREDITED
ISO/IEC 17025 Accredited
Testing Laboratory
Certificate #3222.02

FOR LABORATORY USE ONLY-READ SDS PRIOR TO USE.

This Reference Material is intended for Laboratory Use Only as a standard for the qualitative and/or quantitative determination of the analyte(s) listed.

Catalog No. : 569721.SEC **Lot No.:** A0133078

Description : 8260 List 1/ Std #2 Ketones (2015)

8260 List 1/ Std #2 Ketones (2015) 12,500µg/mL, P&T Methanol/Water (90:10), 1mL/ampul

Container Size : 2 mL **Pkg Amt:** > 1 mL

Expiration Date : December 31, 2020 **Storage:** 0°C or colder

CERTIFIED VALUES

Elution Order	Compound	Grav. Conc. (weight/volume)	Expanded Uncertainty (95% C.L.; K=2)		
1	Acetone	12,504.8 µg/mL	+/- 73.2184	µg/mL	Gravimetric
	CAS # 67-64-1.SEC (Lot P14A572)		+/- 754.5197	µg/mL	Unstressed
	Purity 99%		+/- 756.3109	µg/mL	Stressed
2	2-Butanone (MEK)	12,504.0 µg/mL	+/- 73.2137	µg/mL	Gravimetric
	CAS # 78-93-3.SEC (Lot RA58J)		+/- 754.4715	µg/mL	Unstressed
	Purity 99%		+/- 756.2625	µg/mL	Stressed
3	4-Methyl-2-pentanone (MIBK)	12,500.8 µg/mL	+/- 73.1949	µg/mL	Gravimetric
	CAS # 108-10-1.SEC (Lot E29T040)		+/- 754.2784	µg/mL	Unstressed
	Purity 99%		+/- 756.0689	µg/mL	Stressed
4	2-Hexanone	12,503.6 µg/mL	+/- 73.2113	µg/mL	Gravimetric
	CAS # 591-78-6.SEC (Lot V3NRA)		+/- 754.4473	µg/mL	Unstressed
	Purity 99%		+/- 756.2383	µg/mL	Stressed

Solvent: P&T Methanol/Water (90:10)
CAS # 67-56-1/7732-18-5
Purity 99%

Reagent

vm569722_00012

Acc: 1/23/19

VM569722-00012

RESTEK®

110 Benner Circle
Bellefonte, PA 16823-8812
Tel: (800)356-1688
Fax: (814)353-1309

www.restek.com

CERTIFIED REFERENCE MATERIAL

Certificate of Analysis

ACCREDITED
ISO 17034 Accredited
Reference Material Producer
Certificate #3222.01

ilac-MRA

ACCREDITED
ISO/IEC 17025 Accredited
Testing Laboratory
Certificate #3222.02

FOR LABORATORY USE ONLY-READ SDS PRIOR TO USE.

This Reference Material is intended for Laboratory Use Only as a standard for the qualitative and/or quantitative determination of the analyte(s) listed.

Catalog No. : 569722 **Lot No.:** A0143158

Description : 8260 List 1 / Std #3 Gases (2015)

8260 List 1 / Std #3 Gases (2015) 2,500µg/mL, P&T Methanol, 1mL/ampul

Container Size : 2 mL **Pkg Amt:** > 1 mL

Expiration Date : November 30, 2021 **Storage:** 0°C or colder

CERTIFIED VALUES

Elution Order	Compound	Grav. Conc. (weight/volume)	Expanded Uncertainty (95% C.L.; K=2)	
1	Dichlorodifluoromethane (CFC-12) **CAS #** 75-71-8 (Lot 00012554) **Purity** 99%	2,500.9 µg/mL	+/- 17.2023 µg/mL +/- 140.5234 µg/mL +/- 143.7976 µg/mL	Gravimetric Unstressed Stressed
2	Chloromethane (methyl chloride) **CAS #** 74-87-3 (Lot SHBJ6334) **Purity** 99%	2,500.4 µg/mL	+/- 17.0791 µg/mL +/- 140.4796 µg/mL +/- 143.7534 µg/mL	Gravimetric Unstressed Stressed
3	Vinyl chloride **CAS #** 75-01-4 (Lot 00012557) **Purity** 99%	2,500.4 µg/mL	+/- 16.5693 µg/mL +/- 140.4224 µg/mL +/- 143.6977 µg/mL	Gravimetric Unstressed Stressed
4	1,3-Butadiene **CAS #** 106-99-0 (Lot SHBK2299) **Purity** 99%	2,500.1 µg/mL	+/- 17.0785 µg/mL +/- 140.4623 µg/mL +/- 143.7357 µg/mL	Gravimetric Unstressed Stressed
5	Bromomethane (methyl bromide) **CAS #** 74-83-9 (Lot 101604) **Purity** 99%	2,500.9 µg/mL	+/- 16.5511 µg/mL +/- 140.4457 µg/mL +/- 143.7217 µg/mL	Gravimetric Unstressed Stressed
6	Chloroethane (ethyl chloride) **CAS #** 75-00-3 (Lot 107-401039114-1) **Purity** 99%	2,502.0 µg/mL	+/- 16.0409 µg/mL +/- 140.4480 µg/mL +/- 143.7268 µg/mL	Gravimetric Unstressed Stressed
7	Dichlorofluoromethane (CFC-21) **CAS #** 75-43-4 (Lot 7766400) **Purity** 99%	2,500.0 µg/mL	+/- 14.5352 µg/mL +/- 140.1725 µg/mL +/- 143.4524 µg/mL	Gravimetric Unstressed Stressed

8	Trichlorofluoromethane (CFC-11)		2,500.8	µg/mL	+/-	17.8012	µg/mL	Gravimetric
	CAS # 75-69-4	(Lot SHBH4155V)			+/-	140.5946	µg/mL	Unstressed
	Purity 99%				+/-	143.8670	µg/mL	Stressed

Solvent: P&T Methanol
CAS # 67-56-1
Purity 99%

Tech Tips:
Raw material may contain trace amounts of tert-Butanol.

Column:
60m x 0.25mm x 1.4µm
Rtx-502.2 (cat.#10916)

Carrier Gas:
helium-constant pressure 30 psi

Temp. Program:
40°C (hold 2 min.) to 240°C
@ 8°C/min. (hold 5 min.)

Inj. Temp:
200°C

Det. Temp:
250°C

Det. Type:
MSD

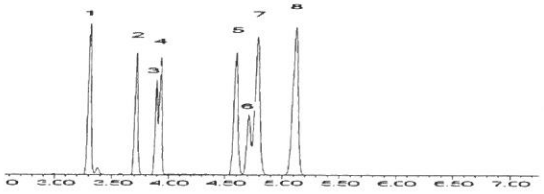

This chromatogram represents a general set of testing conditions chosen for product acceptance. For optimal results in your lab, conditions should be adjusted for your specific instrument, method, and application.

Joseph Jaglowski - Mix Technician **Date Mixed:** 12-Nov-2018 **Balance:** B707717271

Jennifer Pollino - Operations Tech-ARM QC **Date Passed:** 11-Dec-2018

Manufactured under Restek's ISO 9001:2015 Registered Quality System Certificate #FM 80397

Reagent

vm569722_00013

Rec: 7/23/19

VMS69722-00013

RESTEK® CERTIFIED REFERENCE MATERIAL

110 Benner Circle
Bellefonte, PA 16823-8812
Tel: (800)356-1688
Fax: (814)353-1309

www.restek.com

Certificate of Analysis

ACCREDITED
ISO 17034 Accredited
Reference Material Producer
Certificate #3222.01

ilac-MRA

ACCREDITED
ISO/IEC 17025 Accredited
Testing Laboratory
Certificate #3222.02

FOR LABORATORY USE ONLY-READ SDS PRIOR TO USE.

This Reference Material is intended for Laboratory Use Only as a standard for the qualitative and/or quantitative determination of the analyte(s) listed.

Catalog No. : 569722 **Lot No.:** A0143158

Description : 8260 List 1 / Std #3 Gases (2015)

8260 List 1 / Std #3 Gases (2015) 2,500µg/mL, P&T Methanol, 1mL/ampul

Container Size : 2 mL **Pkg Amt:** > 1 mL

Expiration Date : November 30, 2021 **Storage:** 0°C or colder

CERTIFIED VALUES

Elution Order	Compound	Grav. Conc. (weight/volume)	Expanded Uncertainty (95% C.L.; K=2)	
1	Dichlorodifluoromethane (CFC-12) **CAS #** 75-71-8 (Lot 00012554) **Purity** 99%	2,500.9 µg/mL	+/- 17.2023 µg/mL +/- 140.5234 µg/mL +/- 143.7976 µg/mL	Gravimetric Unstressed Stressed
2	Chloromethane (methyl chloride) **CAS #** 74-87-3 (Lot SHBJ6334) **Purity** 99%	2,500.4 µg/mL	+/- 17.0791 µg/mL +/- 140.4796 µg/mL +/- 143.7534 µg/mL	Gravimetric Unstressed Stressed
3	Vinyl chloride **CAS #** 75-01-4 (Lot 00012557) **Purity** 99%	2,500.4 µg/mL	+/- 16.5693 µg/mL +/- 140.4224 µg/mL +/- 143.6977 µg/mL	Gravimetric Unstressed Stressed
4	1,3-Butadiene **CAS #** 106-99-0 (Lot SHBK2299) **Purity** 99%	2,500.1 µg/mL	+/- 17.0785 µg/mL +/- 140.4623 µg/mL +/- 143.7357 µg/mL	Gravimetric Unstressed Stressed
5	Bromomethane (methyl bromide) **CAS #** 74-83-9 (Lot 101604) **Purity** 99%	2,500.9 µg/mL	+/- 16.5511 µg/mL +/- 140.4457 µg/mL +/- 143.7217 µg/mL	Gravimetric Unstressed Stressed
6	Chloroethane (ethyl chloride) **CAS #** 75-00-3 (Lot 107-401039114-1) **Purity** 99%	2,502.0 µg/mL	+/- 16.0409 µg/mL +/- 140.4480 µg/mL +/- 143.7268 µg/mL	Gravimetric Unstressed Stressed
7	Dichlorofluoromethane (CFC-21) **CAS #** 75-43-4 (Lot 7766400) **Purity** 99%	2,500.0 µg/mL	+/- 14.5352 µg/mL +/- 140.1725 µg/mL +/- 143.4524 µg/mL	Gravimetric Unstressed Stressed

8	Trichlorofluoromethane (CFC-11) **CAS #** 75-69-4 **Purity** 99%	(Lot SHBH4155V)	2,500.8 µg/mL	+/- 17.8012 +/- 140.5946 +/- 143.8670	µg/mL µg/mL µg/mL	Gravimetric Unstressed Stressed

Solvent: P&T Methanol
CAS # 67-56-1
Purity 99%

Tech Tips:
Raw material may contain trace amounts of tert-Butanol.

Column:
60m x 0.25mm x 1.4µm
Rtx-502.2 (cat.#10916)

Carrier Gas:
helium-constant pressure 30 psi

Temp. Program:
40°C (hold 2 min.) to 240°C
@ 8°C/min. (hold 5 min.)

Inj. Temp:
200°C

Det. Temp:
250°C

Det. Type:
MSD

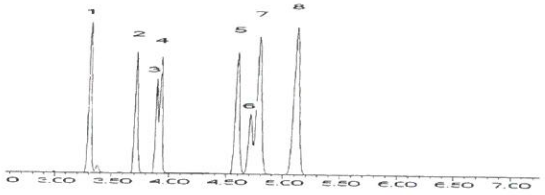

This chromatogram represents a general set of testing conditions chosen for product acceptance. For optimal results in your lab, conditions should be adjusted for your specific instrument, method, and application.

Joseph R Jaglowski
Joseph Jaglowski - Mix Technician **Date Mixed:** 12-Nov-2018 **Balance:** B707717271

Jennifer L Pollino
Jennifer Pollino - Operations Tech-ARM QC **Date Passed:** 11-Dec-2018

Manufactured under Restek's ISO 9001:2015
Registered Quality System
Certificate #FM 80397

Reagent

vm569722S_00005

VM569722S-0005 Rec: 7/17/17

RESTEK®
110 Benner Circle
Bellefonte, PA 16823-8812
Tel: (800)356-1688
Fax: (814)353-1309

www.restek.com

CERTIFIED REFERENCE MATERIAL

Certificate of Analysis

ACCREDITED
ISO Guide 34 Accredited
Reference Material Producer
Certificate #3222.01

ilac-MRA

ACCREDITED
ISO/IEC 17025 Accredited
Testing Laboratory
Certificate #3222.02

FOR LABORATORY USE ONLY-READ SDS PRIOR TO USE.

This Reference Material is intended for Laboratory Use Only as a standard for the qualitative and/or quantitative determination of the analyte(s) listed.

Catalog No. : 569722.SEC **Lot No.:** A0124116

Description : 8260 List 1 / Std #3 Gases (2015)

8260 List 1 / Std #3 Gases (2015) 2,500 ug/ml, P&T Methanol, 1 ml/ampul

Container Size : 2 mL **Pkg Amt:** > 1 mL

Expiration Date : January 31, 2020 **Storage:** 0°C or colder

CERTIFIED VALUES

Elution Order	Compound	Grav. Conc. (weight/volume)	Expanded Uncertainty (95% C.L.; K=2)	
1	Dichlorodifluoromethane (CFC-12) **CAS #** 75-71-8.SEC (Lot 23586) **Purity** 99%	2,503.4 µg/mL	+/- 19.5506 µg/mL +/- 140.9699 µg/mL +/- 144.2404 µg/mL	Gravimetric Unstressed Stressed
2	Chloromethane (methyl chloride) **CAS #** 74-87-3.SEC (Lot 18343) **Purity** 99%	2,508.1 µg/mL	+/- 21.1963 µg/mL +/- 141.4639 µg/mL +/- 144.7353 µg/mL	Gravimetric Unstressed Stressed
3	Vinyl chloride **CAS #** 75-01-4.SEC (Lot MKBK6872V) **Purity** 99%	2,518.6 µg/mL	+/- 19.4186 µg/mL +/- 141.7924 µg/mL +/- 145.0836 µg/mL	Gravimetric Unstressed Stressed
4	1,3-Butadiene **CAS #** 106-99-0.SEC (Lot 22331) **Purity** 99%	2,504.0 µg/mL	+/- 20.5722 µg/mL +/- 141.1450 µg/mL +/- 144.4130 µg/mL	Gravimetric Unstressed Stressed
5	Bromomethane (methyl bromide) **CAS #** 74-83-9.SEC (Lot Q119-46) **Purity** 99%	2,498.5 µg/mL	+/- 19.9806 µg/mL +/- 140.7602 µg/mL +/- 144.0229 µg/mL	Gravimetric Unstressed Stressed
6	Chloroethane (ethyl chloride) **CAS #** 75-00-3.SEC (Lot 00004202) **Purity** 99%	2,494.9 µg/mL	+/- 17.8868 µg/mL +/- 140.2786 µg/mL +/- 143.5429 µg/mL	Gravimetric Unstressed Stressed
7	Dichlorofluoromethane (CFC-21) **CAS #** 75-43-4.SEC (Lot SHBC0858V) **Purity** 99%	2,503.4 µg/mL	+/- 20.0421 µg/mL +/- 141.0350 µg/mL +/- 144.3039 µg/mL	Gravimetric Unstressed Stressed

8	Trichlorofluoromethane (CFC-11)		2,503.2	µg/mL	+/-	18.7037	µg/mL	Gravimetric
	CAS #	75-69-4.SEC (Lot Q12B-59)			+/-	140.8450	µg/mL	Unstressed
	Purity	99%			+/-	144.1179	µg/mL	Stressed

Solvent: P&T Methanol
CAS # 67-56-1
Purity 99%

Column:
60m x 0.25mm x 1.4µm
Rtx-502.2 (cat.#10916)

Carrier Gas:
helium-constant flow 2.0 mL/min.

Temp. Program:
40°C (hold 6 min.) to 100°C
@ 6°C/min.

Inj. Temp:
200°C

Det. Temp:
250°C

Det. Type:
MSD

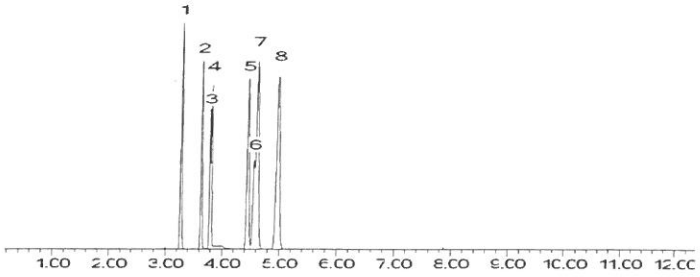

This chromatogram represents a general set of testing conditions chosen for product acceptance. For optimal results in your lab, conditions should be adjusted for your specific instrument, method, and application.

Brandon Reish - Mix Technician **Date Mixed:** 12-Jan-2017 **Balance:** 1127510105

Jennifer Pollino - Operations Tech-ARM QC **Date Passed:** 17-Jan-2017

Manufactured under Restek's ISO 9001:2008 Registered Quality System Certificate #FM 80397

Reagent

vm569722S_00006

Rec: 6/15/18 20 vials

VM569722S-00006

RESTEK® CERTIFIED REFERENCE MATERIAL

110 Benner Circle
Bellefonte, PA 16823-8812
Tel: (800)356-1688
Fax: (814)353-1309

www.restek.com

ACCREDITED
ISO Guide 34 Accredited
Reference Material Producer
Certificate #3222.01

ilac-MRA

ACCREDITED
ISO/IEC 17025 Accredited
Testing Laboratory
Certificate #3222.02

Certificate of Analysis

FOR LABORATORY USE ONLY-READ SDS PRIOR TO USE.

This Reference Material is intended for Laboratory Use Only as a standard for the qualitative and/or quantitative determination of the analyte(s) listed.

Catalog No. : 569722.SEC **Lot No.:** A0133344

Description : 8260 List 1 / Std #3 Gases (2015)

8260 List 1 / Std #3 Gases (2015) 2,500µg/mL, P&T Methanol, 1mL/ampul

Container Size : 2 mL **Pkg Amt:** > 1 mL

Expiration Date : December 31, 2020 **Storage:** 0°C or colder

CERTIFIED VALUES

Elution Order	Compound	Grav. Conc. (weight/volume)	Expanded Uncertainty (95% C.L.; K=2)	
1	Dichlorofluoromethane (CFC-21) **CAS #** 75-43-4 * (Lot 4938100) **Purity** 99%	2,500.0 µg/mL	+/- 14.5352 µg/mL +/- 140.1725 µg/mL +/- 143.4524 µg/mL	Gravimetric Unstressed Stressed
2	Chloromethane (methyl chloride) **CAS #** 74-87-3.SEC (Lot 18343) **Purity** 99%	2,521.6 µg/mL	+/- 17.0984 µg/mL +/- 141.6588 µg/mL +/- 144.9608 µg/mL	Gravimetric Unstressed Stressed
3	Vinyl chloride **CAS #** 75-01-4.SEC (Lot MKBK6872V) **Purity** 99%	2,502.2 µg/mL	+/- 18.3289 µg/mL +/- 140.7354 µg/mL +/- 144.0080 µg/mL	Gravimetric Unstressed Stressed
4	1,3-Butadiene **CAS #** 106-99-0.SEC (Lot 24033) **Purity** 99%	2,513.3 µg/mL	+/- 16.7862 µg/mL +/- 141.1580 µg/mL +/- 144.4497 µg/mL	Gravimetric Unstressed Stressed
5	Bromomethane (methyl bromide) **CAS #** 74-83-9.SEC (Lot Q119-46) **Purity** 99%	2,524.8 µg/mL	+/- 22.7878 µg/mL +/- 142.6298 µg/mL +/- 145.9179 µg/mL	Gravimetric Unstressed Stressed
6	Chloroethane (ethyl chloride) **CAS #** 75-00-3.SEC (Lot 00004202) **Purity** 99%	2,515.6 µg/mL	+/- 20.9811 µg/mL +/- 141.8493 µg/mL +/- 145.1315 µg/mL	Gravimetric Unstressed Stressed
7	Dichlorodifluoromethane (CFC-12) **CAS #** 75-71-8.SEC (Lot 24186) **Purity** 99%	2,509.0 µg/mL	+/- 17.4430 µg/mL +/- 141.0029 µg/mL +/- 144.2872 µg/mL	Gravimetric Unstressed Stressed

8	Trichlorofluoromethane (CFC-11)		2,497.4	µg/mL	+/-	22.1815	µg/mL	Gravimetric
	CAS # 75-69-4.SEC	(Lot 253600)			+/-	141.0261	µg/mL	Unstressed
	Purity 99%				+/-	144.2798	µg/mL	Stressed

Solvent: P&T Methanol
CAS # 67-56-1
Purity 99%

*** Restek is unable to identify a reliable and/or acceptable second source for this material - the same batch of neat material may have been used to produce both the primary and secondary standard. The primary and secondary standards were prepared using different equipment and personnel.**

Tech Tips:
Raw material may contain trace amounts of tert-Butanol.

Column:
60m x 0.25mm x 1.4µm
Rtx-502.2 (cat.#10916)

Carrier Gas:
helium-constant flow 2.0 mL/min.

Temp. Program:
40°C (hold 6 min.) to 100°C
@ 6°C/min.

Inj. Temp:
200°C

Det. Temp:
250°C

Det. Type:
MSD

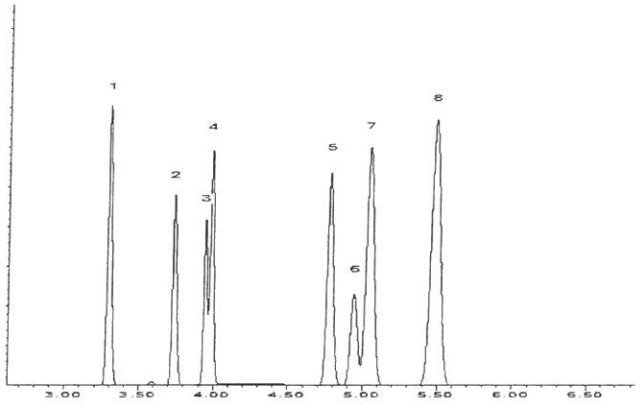

This chromatogram represents a general set of testing conditions chosen for product acceptance. For optimal results in your lab, conditions should be adjusted for your specific instrument, method, and application.

Lane Kibe - Mix Technician

Date Mixed: 14-Dec-2017 **Balance:** 1128342314

Justine Albertson - Operations Tech-ARM QC

Date Passed: 20-Dec-2017

Manufactured under Restek's ISO 9001:2008 Registered Quality System Certificate #FM 80397

Reagent

VM569723_00007

Rec: 12/4/18

vm569723_00007

RESTEK®
110 Benner Circle
Bellefonte, PA 16823-8812
Tel: (800)356-1688
Fax: (814)353-1309

www.restek.com

CERTIFIED REFERENCE MATERIAL

Certificate of Analysis

ACCREDITED
ISO Guide 34 Accredited
Reference Material Producer
Certificate #3222.01

ilac-MRA

ACCREDITED
ISO/IEC 17025 Accredited
Testing Laboratory
Certificate #3222.02

FOR LABORATORY USE ONLY-READ SDS PRIOR TO USE.

This Reference Material is intended for Laboratory Use Only as a standard for the qualitative and/or quantitative determination of the analyte(s) listed.

Catalog No. : 569723 **Lot No.:** A0133302

Description : 8260 List 1 / Std #4 2-CEVE (2015)

8260 List 1 / Std #4 2-CEVE (2015) 2,500µg/mL, P&T Methanol, 1mL/ampul

Container Size : 2 mL **Pkg Amt:** > 1 mL

Expiration Date : December 31, 2020 **Storage:** 0°C or colder

CERTIFIED VALUES

Elution Order	Compound	Grav. Conc. (weight/volume)	Expanded Uncertainty (95% C.L.; K=2)		
1	2-Chloroethyl vinyl ether	2,511.5 µg/mL	+/- 14.7391	µg/mL	Gravimetric
	CAS # 110-75-8 (Lot MKBS6526V)		+/- 53.8098	µg/mL	Unstressed
	Purity 98%		+/- 55.3720	µg/mL	Stressed

Solvent: P&T Methanol
CAS # 67-56-1
Purity 99%

Tech Tips:
Degradation of tetrachloroethylene to pentachloroethane may occur if solutions containing 2-chloroethyl vinyl ether are combined with solutions that contain tetrachloroethylene.

Reagent

VM569723_00008

Rec: 9/9/19
VM569723-00008

RESTEK® CERTIFIED REFERENCE MATERIAL

110 Benner Circle
Bellefonte, PA 16823-8812
Tel: (800)356-1688
Fax: (814)353-1309

www.restek.com

Certificate of Analysis

ACCREDITED
ISO 17034 Accredited
Reference Material Producer
Certificate #3222.01

ACCREDITED
ISO/IEC 17025 Accredited
Testing Laboratory
Certificate #3222.02

FOR LABORATORY USE ONLY-READ SDS PRIOR TO USE.

This Reference Material is intended for Laboratory Use Only as a standard for the qualitative and/or quantitative determination of the analyte(s) listed.

Catalog No. : 569723 **Lot No.:** A0146250

Description : 8260 List 1 / Std #4 2-CEVE (2015)

8260 List 1 / Std #4 2-CEVE (2015) 2,500µg/mL, P&T Methanol, 1mL/ampul

Container Size : 2 mL **Pkg Amt:** > 1 mL

Expiration Date : February 28, 2022 **Storage:** 0°C or colder

CERTIFIED VALUES

Elution Order	Compound	Grav. Conc. (weight/volume)	Expanded Uncertainty (95% C.L.; K=2)		
1	2-Chloroethyl vinyl ether	2,500.0 µg/mL	+/- 14.5352	µg/mL	Gravimetric
	CAS # 110-75-8 (Lot MKBS6526V)		+/- 53.5253	µg/mL	Unstressed
	Purity 99%		+/- 55.0814	µg/mL	Stressed

Solvent: P&T Methanol
CAS # 67-56-1
Purity 99%

Tech Tips:
Degradation of tetrachloroethylene to pentachloroethane may occur if solutions containing 2-chloroethyl vinyl ether are combined with solutions that contain tetrachloroethylene.

Reagent

VM569723S_00007

Rec! 5/24/17 (20)

VM569723 - 00007

RESTEK® CERTIFIED REFERENCE MATERIAL

110 Benner Circle
Bellefonte, PA 16823-8812
Tel: (800)356-1688
Fax: (814)353-1309

www.restek.com

Certificate of Analysis

ACCREDITED
ISO Guide 34 Accredited
Reference Material Producer
Certificate #3222.01

ilac-MRA

ACCREDITED
ISO/IEC 17025 Accredited
Testing Laboratory
Certificate #3222.02

FOR LABORATORY USE ONLY-READ SDS PRIOR TO USE.

This Reference Material is intended for Laboratory Use Only as a standard for the qualitative and/or quantitative determination of the analyte(s) listed.

Catalog No. : 569723.SEC **Lot No.:** A0123884

Description : 8260 List 1 / Std #4 2-CEVE (2015)

8260 List 1 / Std #4 2-CEVE (2015) 2,500 ug/ml, P&T Methanol, 1 ml/ampul

Container Size : 2 mL **Pkg Amt:** > 1 mL

Expiration Date : January 31, 2020 **Storage:** 0°C or colder

CERTIFIED VALUES

Elution Order	Compound	Grav. Conc. (weight/volume)	Expanded Uncertainty (95% C.L.; K=2)	
1	2-Chloroethyl vinyl ether	2,504.4 µg/mL	+/- 14.6972 µg/mL	Gravimetric
	CAS # 110-75-8.SEC (Lot BQZ2K-QD)		+/- 53.6567 µg/mL	Unstressed
	Purity 99%		+/- 55.2145 µg/mL	Stressed

Solvent: P&T Methanol
CAS # 67-56-1
Purity 99%

Tech Tips:
Degradation of tetrachloroethylene to pentachloroethane may occur if solutions containing 2-chloroethyl vinyl ether are combined with solutions that contain tetrachloroethylene.

Reagent

VM569723S_00008

Rec: 9/9/19
VM569723s-00008

RESTEK®
110 Benner Circle
Bellefonte, PA 16823-8812
Tel: (800)356-1688
Fax: (814)353-1309

www.restek.com

CERTIFIED REFERENCE MATERIAL

Certificate of Analysis

ACCREDITED
ISO 17034 Accredited
Reference Material Producer
Certificate #3222.01

ACCREDITED
ISO/IEC 17025 Accredited
Testing Laboratory
Certificate #3222.02

FOR LABORATORY USE ONLY-READ SDS PRIOR TO USE.

This Reference Material is intended for Laboratory Use Only as a standard for the qualitative and/or quantitative determination of the analyte(s) listed.

Catalog No. : 569723.SEC **Lot No.:** A0143264

Description : 8260 List 1 / Std #4 2-CEVE (2015)

8260 List 1 / Std #4 2-CEVE (2015) 2,500µg/mL, P&T Methanol, 1mL/ampul

Container Size : 2 mL **Pkg Amt:** > 1 mL

Expiration Date : November 30, 2021 **Storage:** 0°C or colder

CERTIFIED VALUES

Elution Order	Compound	Grav. Conc. (weight/volume)	Expanded Uncertainty (95% C.L.; K=2)		
1	2-Chloroethyl vinyl ether	2,502.8 µg/mL	+/- 14.6878	µg/mL	Gravimetric
	CAS # 110-75-8.SEC (Lot BQZ2K-QD)		+/- 53.6224	µg/mL	Unstressed
	Purity 99%		+/- 55.1792	µg/mL	Stressed

Solvent: P&T Methanol
CAS # 67-56-1
Purity 99%

Tech Tips:
Degradation of tetrachloroethylene to pentachloroethane may occur if solutions containing 2-chloroethyl vinyl ether are combined with solutions that contain tetrachloroethylene.

Reagent

VM569724_00018

Rec: 2/15/19

VM569724_00018

(10)

RESTEK®

110 Benner Circle
Bellefonte, PA 16823-8812
Tel: (800)356-1688
Fax: (814)353-1309

www.restek.com

CERTIFIED REFERENCE MATERIAL

Certificate of Analysis

ACCREDITED
ISO 17034 Accredited
Reference Material Producer
Certificate #3222.01

ilac-MRA

ACCREDITED
ISO/IEC 17025 Accredited
Testing Laboratory
Certificate #3222.02

FOR LABORATORY USE ONLY-READ SDS PRIOR TO USE.

This Reference Material is intended for Laboratory Use Only as a standard for the qualitative and/or quantitative determination of the analyte(s) listed.

Catalog No. : 569724 **Lot No.:** A0144661

Description : 8260 List 1 / Std #6 Vinyl Acetate (2015)

8260 List 1 / Std #6 Vinyl Acetate (2015) 5,000µg/mL, P&T Methanol, 1mL/ampul

Container Size : 2 mL **Pkg Amt:** > 1 mL

Expiration Date : July 31, 2019 **Storage:** 0°C or colder

Handling: This product is photosensitive.

CERTIFIED VALUES

Elution Order	Compound	Grav. Conc. (weight/volume)	Expanded Uncertainty (95% C.L.; K=2)	
1	Vinyl acetate	5,050.0 µg/mL	+/- 29.6362 µg/mL	Gravimetric
	CAS # 108-05-4 (Lot STBD7333V)		+/- 304.7155 µg/mL	Unstressed
	Purity 99%		+/- 305.4388 µg/mL	Stressed

Solvent: P&T Methanol
CAS # 67-56-1
Purity 99%

Tech Tips:

Vinyl acetate is a volatile organic ester included in the target lists of several US EPA and other methods. Under acidic conditions, esters react with alcohols to form new esters (transesterification). Methanol-based mixes containing halogenated compounds are slightly acidic, so it is important to minimize exposure of vinyl acetate to mixes of halogenated compounds in methanol. For this reason, we offer vinyl acetate in individual solution, and suggest that it be introduced into the working level calibration solution immediately before use. This will minimize problems and ensure more consistent results.

Reagent

VM569724_00021

Rec: 9/6/19
VM569724_00021

RESTEK®
110 Benner Circle
Bellefonte, PA 16823-8812
Tel: (800)356-1688
Fax: (814)353-1309

www.restek.com

CERTIFIED REFERENCE MATERIAL

Certificate of Analysis

ACCREDITED
ISO 17034 Accredited
Reference Material Producer
Certificate #3222.01

ACCREDITED
ISO/IEC 17025 Accredited
Testing Laboratory
Certificate #3222.02

FOR LABORATORY USE ONLY-READ SDS PRIOR TO USE.

This Reference Material is intended for Laboratory Use Only as a standard for the qualitative and/or quantitative determination of the analyte(s) listed.

Catalog No. : 569724 **Lot No.:** A0150515

Description : 8260 List 1 / Std #6 Vinyl Acetate (2015)

8260 List 1 / Std #6 Vinyl Acetate (2015) 5,000µg/mL, P&T Methanol, 1mL/ampul

Container Size : 2 mL **Pkg Amt:** > 1 mL

Expiration Date : January 31, 2020 **Storage:** 0°C or colder

Handling: This product is photosensitive.

CERTIFIED VALUES

Elution Order	Compound	Grav. Conc. (weight/volume)	Expanded Uncertainty (95% C.L.; K=2)		
1	Vinyl acetate	5,024.0 µg/mL	+/- 29.4836	µg/mL	Gravimetric
	CAS # 108-05-4 (Lot STBD7333V)		+/- 303.1467	µg/mL	Unstressed
	Purity 99%		+/- 303.8663	µg/mL	Stressed

Solvent: P&T Methanol
CAS # 67-56-1
Purity 99%

Tech Tips:

Vinyl acetate is a volatile organic ester included in the target lists of several US EPA and other methods . Under acidic conditions, esters react with alcohols to form new esters (transesterification). Methanol-based mixes containing halogenated compounds are slightly acidic, so it is important to minimize exposure of vinyl acetate to mixes of halogenated compounds in methanol. For this reason, we offer vinyl acetate in individual solution , and suggest that it be introduced into the working level calibration solution immediately before use. This will minimize problems and ensure more consistent results.

Reagent

VM569724S_00022

Rec: 3/13/19
VMS69724S-00022

RESTEK®
110 Benner Circle
Bellefonte, PA 16823-8812
Tel: (800)356-1688
Fax: (814)353-1309

www.restek.com

CERTIFIED REFERENCE MATERIAL

Certificate of Analysis

ACCREDITED
ISO 17034 Accredited
Reference Material Producer
Certificate #3222.01

ACCREDITED
ISO/IEC 17025 Accredited
Testing Laboratory
Certificate #3222.02

FOR LABORATORY USE ONLY-READ SDS PRIOR TO USE.

This Reference Material is intended for Laboratory Use Only as a standard for the qualitative and/or quantitative determination of the analyte(s) listed.

Catalog No. : 569724.SEC **Lot No.:** A0144188

Description : 8260 List 1 / Std #6 Vinyl Acetate (2015)

8260 List 1 / Std #6 Vinyl Acetate (2015) 5,000µg/mL, P&T Methanol, 1mL/ampul

Container Size : 2 mL **Pkg Amt:** > 1 mL

Expiration Date : June 30, 2019 **Storage:** 0°C or colder

Handling: This product is photosensitive.

CERTIFIED VALUES

Elution Order	Compound	Grav. Conc. (weight/volume)	Expanded Uncertainty (95% C.L.; K=2)		
1	Vinyl acetate	5,031.0 µg/mL	+/- 29.5247	µg/mL	Gravimetric
	CAS # 108-05-4.SEC (Lot F3Z5C)		+/- 303.5691	µg/mL	Unstressed
	Purity 99%		+/- 304.2897	µg/mL	Stressed

Solvent: P&T Methanol
CAS # 67-56-1
Purity 99%

Tech Tips:

Vinyl acetate is a volatile organic ester included in the target lists of several US EPA and other methods. Under acidic conditions, esters react with alcohols to form new esters (transesterification). Methanol-based mixes containing halogenated compounds are slightly acidic, so it is important to minimize exposure of vinyl acetate to mixes of halogenated compounds in methanol. For this reason, we offer vinyl acetate in individual solution, and suggest that it be introduced into the working level calibration solution immediately before use. This will minimize problems and ensure more consistent results.

Reagent

VM569724S_00025

Acc! 9/6/19
VM569724S-00025

RESTEK®
110 Benner Circle
Bellefonte, PA 16823-8812
Tel: (800)356-1688
Fax: (814)353-1309

www.restek.com

CERTIFIED REFERENCE MATERIAL

Certificate of Analysis

ACCREDITED
ISO 17034 Accredited
Reference Material Producer
Certificate #3222.01

ACCREDITED
ISO/IEC 17025 Accredited
Testing Laboratory
Certificate #3222.02

FOR LABORATORY USE ONLY-READ SDS PRIOR TO USE.

This Reference Material is intended for Laboratory Use Only as a standard for the qualitative and/or quantitative determination of the analyte(s) listed.

Catalog No. : 569724.SEC **Lot No.:** A0150978

Description : 8260 List 1 / Std #6 Vinyl Acetate (2015)

8260 List 1 / Std #6 Vinyl Acetate (2015) 5,000µg/mL, P&T Methanol, 1mL/ampul

Container Size : 2 mL **Pkg Amt:** > 1 mL

Expiration Date : January 31, 2020 **Storage:** 0°C or colder

Handling: This product is photosensitive.

CERTIFIED VALUES

Elution Order	Compound	Grav. Conc. (weight/volume)	Expanded Uncertainty (95% C.L.; K=2)		
1	Vinyl acetate	5,011.3 µg/mL	+/- 29.4093	µg/mL	Gravimetric
	CAS # 108-05-4.SEC (Lot 190320CGKJ)		+/- 302.3824	µg/mL	Unstressed
	Purity 99%		+/- 303.1002	µg/mL	Stressed

Solvent: P&T Methanol
CAS # 67-56-1
Purity 99%

Tech Tips:

Vinyl acetate is a volatile organic ester included in the target lists of several US EPA and other methods . Under acidic conditions, esters react with alcohols to form new esters (transesterification). Methanol-based mixes containing halogenated compounds are slightly acidic, so it is important to minimize exposure of vinyl acetate to mixes of halogenated compounds in methanol. For this reason, we offer vinyl acetate in individual solution, and suggest that it be introduced into the working level calibration solution immediately before use. This will minimize problems and ensure more consistent results.

Reagent

VM569727_00003

VMS69727_0003 Rec'd 1/11/18

RESTEK® CERTIFIED REFERENCE MATERIAL

110 Benner Circle
Bellefonte, PA 16823-8812
Tel: (800)356-1688
Fax: (814)353-1309

www.restek.com

Certificate of Analysis

ACCREDITED
ISO Guide 34 Accredited
Reference Material Producer
Certificate #3222.01

ilac-MRA

ACCREDITED
ISO/IEC 17025 Accredited
Testing Laboratory
Certificate #3222.02

FOR LABORATORY USE ONLY-READ SDS PRIOR TO USE.

This Reference Material is intended for Laboratory Use Only as a standard for the qualitative and/or quantitative determination of the analyte(s) listed.

Catalog No. : 569727 **Lot No.:** A0124672

Description : 8260 List 2/ Std #3 Cyclohexanone (2015)

8260 List 2/ Std #3 Cyclohexanone (2015) 25,000 µg/ml, Water, 1 ml/ampul

Container Size : 2 mL **Pkg Amt:** > 1 mL

Expiration Date : February 29, 2020 **Storage:** 10°C or colder

CERTIFIED VALUES

Elution Order	Compound	Grav. Conc. (weight/volume)	Expanded Uncertainty (95% C.L.; K=2)	
1	Cyclohexanone	25,006.0 µg/mL	+/- 146.4156 µg/mL	Gravimetric
	CAS # 108-94-1 (Lot MKBN5282V)		+/- 1,508.8223 µg/mL	Unstressed
	Purity 99%		+/- 1,512.4040 µg/mL	Stressed

Solvent: Water
CAS # 7732-18-5
Purity 99%

Reagent

VM569727_00004

Rec: 9/9/19 (10)
VMS69727_00004

RESTEK®
110 Benner Circle
Bellefonte, PA 16823-8812
Tel: (800)356-1688
Fax: (814)353-1309

www.restek.com

CERTIFIED REFERENCE MATERIAL

Certificate of Analysis

ACCREDITED
ISO 17034 Accredited
Reference Material Producer
Certificate #3222.01

ACCREDITED
ISO/IEC 17025 Accredited
Testing Laboratory
Certificate #3222.02

FOR LABORATORY USE ONLY-READ SDS PRIOR TO USE.

This Reference Material is intended for Laboratory Use Only as a standard for the qualitative and/or quantitative determination of the analyte(s) listed.

Catalog No. : 569727 **Lot No.:** A0145193

Description : 8260 List 2/ Std #3 Cyclohexanone (2015)

8260 List 2/ Std #3 Cyclohexanone (2015) 25,000µg/mL, Water, 1mL/ampul

Container Size : 2 mL **Pkg Amt:** > 1 mL

Expiration Date : January 31, 2022 **Storage:** 10°C or colder

CERTIFIED VALUES

Elution Order	Compound	Grav. Conc. (weight/volume)	Expanded Uncertainty (95% C.L.; K=2)	
1	Cyclohexanone	25,008.5 µg/mL	+/- 146.4305 µg/mL	Gravimetric
	CAS # 108-94-1 (Lot MKCD4357)		+/- 1,508.9751 µg/mL	Unstressed
	Purity 99%		+/- 1,512.5572 µg/mL	Stressed

Solvent: Water
CAS # 7732-18-5
Purity 99%

Reagent

vm570806_00003

VM570806-00003 Rec: 12/1/17

RESTEK®
110 Benner Circle
Bellefonte, PA 16823-8812
Tel: (800)356-1688
Fax: (814)353-1309

www.restek.com

CERTIFIED REFERENCE MATERIAL

Certificate of Analysis

ACCREDITED
ISO Guide 34 Accredited
Reference Material Producer
Certificate #3222.01

ACCREDITED
ISO/IEC 17025 Accredited
Testing Laboratory
Certificate #3222.02

FOR LABORATORY USE ONLY-READ SDS PRIOR TO USE.

This Reference Material is intended for Laboratory Use Only as a standard for the qualitative and/or quantitative determination of the analyte(s) listed.

Catalog No. : 570806 **Lot No.:** A0126447

Description : 8260 List 2 / Std #4 Pentachloroethane

8260 List 2 / Std #4 Pentachloroethane 2,500µg/mL, P&T Methanol, 1mL/ampul

Container Size : 2 mL **Pkg Amt:** > 1 mL

Expiration Date : April 30, 2022 **Storage:** 0°C or colder

CERTIFIED VALUES

Elution Order	Compound	Grav. Conc. (weight/volume)	Expanded Uncertainty (95% C.L.; K=2)	
1	Pentachloroethane	2,519.0 µg/mL	+/- 14.7829 µg/mL	Gravimetric
	CAS # 76-01-7 (Lot 160830B-BL2)		+/- 141.2521 µg/mL	Unstressed
	Purity 99%		+/- 144.5566 µg/mL	Stressed

Solvent: P&T Methanol
CAS # 67-56-1
Purity 99%

Reagent

vm570806_00004

VMS70806_00004 Rec: 6/15/19 10 Vials

RESTEK®
110 Benner Circle
Bellefonte, PA 16823-8812
Tel: (800)356-1688
Fax: (814)353-1309

www.restek.com

CERTIFIED REFERENCE MATERIAL

Certificate of Analysis

ACCREDITED
ISO Guide 34 Accredited
Reference Material Producer
Certificate #3222.01

ACCREDITED
ISO/IEC 17025 Accredited
Testing Laboratory
Certificate #3222.02

FOR LABORATORY USE ONLY-READ SDS PRIOR TO USE.

This Reference Material is intended for Laboratory Use Only as a standard for the qualitative and/or quantitative determination of the analyte(s) listed.

Catalog No. : 570806 **Lot No.:** A0126447

Description : 8260 List 2 / Std #4 Pentachloroethane

8260 List 2 / Std #4 Pentachloroethane 2,500µg/mL, P&T Methanol, 1mL/ampul

Container Size : 2 mL **Pkg Amt:** > 1 mL

Expiration Date : April 30, 2022 **Storage:** 0°C or colder

CERTIFIED VALUES

Elution Order	Compound	Grav. Conc. (weight/volume)	Expanded Uncertainty (95% C.L.; K=2)		
1	Pentachloroethane	2,519.0 µg/mL	+/- 14.7829	µg/mL	Gravimetric
	CAS # 76-01-7 (Lot 160830B-BL2)		+/- 141.2521	µg/mL	Unstressed
	Purity 99%		+/- 144.5566	µg/mL	Stressed

Solvent: P&T Methanol
CAS # 67-56-1
Purity 99%

Reagent

vm570807_00004

Rec: 6/15/18 10 Vials

VM570807_00004

RESTEK® CERTIFIED REFERENCE MATERIAL

110 Benner Circle
Bellefonte, PA 16823-8812
Tel: (800)356-1688
Fax: (814)353-1309

www.restek.com

Certificate of Analysis

ACCREDITED
ISO Guide 34 Accredited
Reference Material Producer
Certificate #3222.01

ilac-MRA

ACCREDITED
ISO/IEC 17025 Accredited
Testing Laboratory
Certificate #3222.02

FOR LABORATORY USE ONLY-READ SDS PRIOR TO USE.

This Reference Material is intended for Laboratory Use Only as a standard for the qualitative and/or quantitative determination of the analyte(s) listed.

Catalog No. : 570807 **Lot No.:** A0125050

Description : 8260 List 2 / Std #5 Methylnaphthalenes

8260 List 2 / Std #5 Methylnaphthalenes 2,500µg/mL, P&T Methanol, 1mL/ampul

Container Size : 2 mL **Pkg Amt:** > 1 mL

Expiration Date : February 28, 2022 **Storage:** 0°C or colder

CERTIFIED VALUES

Elution Order	Compound	Grav. Conc. (weight/volume)	Expanded Uncertainty (95% C.L.; K=2)		
1	2-Methylnaphthalene **CAS #** 91-57-6 (Lot STBF0201V) **Purity** 95%	2,511.8 µg/mL	+/- 14.7406 µg/mL +/- 140.8484 µg/mL +/- 144.1434 µg/mL		Gravimetric Unstressed Stressed
2	1-Methylnaphthalene **CAS #** 90-12-0 (Lot 523400-9) **Purity** 98%	2,514.2 µg/mL	+/- 14.7547 µg/mL +/- 140.9824 µg/mL +/- 144.2806 µg/mL		Gravimetric Unstressed Stressed

Solvent: P&T Methanol
CAS # 67-56-1
Purity 99%

Reagent

VM570808_00005

Rec: 4-9-19
VMS70808_00005

RESTEK®
110 Benner Circle
Bellefonte, PA 16823-8812
Tel: (800)356-1688
Fax: (814)353-1309

www.restek.com

CERTIFIED REFERENCE MATERIAL

Certificate of Analysis

ACCREDITED
ISO 17034 Accredited
Reference Material Producer
Certificate #3222.01

ilac-MRA

ACCREDITED
ISO/IEC 17025 Accredited
Testing Laboratory
Certificate #3222.02

FOR LABORATORY USE ONLY-READ SDS PRIOR TO USE.

This Reference Material is intended for Laboratory Use Only as a standard for the qualitative and/or quantitative determination of the analyte(s) listed.

Catalog No. : 570808 **Lot No.:** A0145375

Description : 8260 List 2 / Std #6

8260 List 2 / Std #6 2,500-62,500µg/mL, P&T Methanol, 1mL/ampul

Container Size : 2 mL **Pkg Amt:** > 1 mL

Expiration Date : July 31, 2020 **Storage:** 0°C or colder

CERTIFIED VALUES

Elution Order	Compound		Grav. Conc. (weight/volume)	Expanded Uncertainty (95% C.L.; K=2)		
1	2-Propanol (isopropanol)		25,151.3 µg/mL	+/- 147.2666 µg/mL		Gravimetric
	CAS # 67-63-0	(Lot SHBH7211)		+/- 1,244.3044 µg/mL		Unstressed
	Purity 99%			+/- 1,275.2391 µg/mL		Stressed
2	Chloroprene (2-chloro-1,3-butadiene)		2,508.0 µg/mL	+/- 14.7183 µg/mL		Gravimetric
	CAS # 126-99-8	(Lot 180921JLM)		+/- 124.0815 µg/mL		Unstressed
	Purity 99%			+/- 127.1661 µg/mL		Stressed
3	Methacrylonitrile		25,161.0 µg/mL	+/- 147.3232 µg/mL		Gravimetric
	CAS # 126-98-7	(Lot 1012014)		+/- 1,244.7826 µg/mL		Unstressed
	Purity 99%			+/- 1,275.7292 µg/mL		Stressed
4	2,2,4-Trimethylpentane (isooctane)		2,510.3 µg/mL	+/- 14.7320 µg/mL		Gravimetric
	CAS # 540-84-1	(Lot SHBF8066V)		+/- 124.1969 µg/mL		Unstressed
	Purity 99%			+/- 127.2844 µg/mL		Stressed
5	1-Butanol		62,638.0 µg/mL	+/- 366.7403 µg/mL		Gravimetric
	CAS # 71-36-3	(Lot SHBK1866)		+/- 3,098.8687 µg/mL		Unstressed
	Purity 99%			+/- 3,175.9100 µg/mL		Stressed
6	2-Nitropropane		5,032.0 µg/mL	+/- 29.4633 µg/mL		Gravimetric
	CAS # 79-46-9	(Lot BCBL0537V)		+/- 248.9453 µg/mL		Unstressed
	Purity 98%			+/- 255.1343 µg/mL		Stressed
7	1-Chlorohexane		2,510.4 µg/mL	+/- 14.7326 µg/mL		Gravimetric
	CAS # 544-10-5	(Lot 05107LK)		+/- 124.2019 µg/mL		Unstressed
	Purity 98%			+/- 127.2895 µg/mL		Stressed

8	1,2,3-Trimethylbenzene		2,514.7 µg/mL	+/-	14.7576	µg/mL	Gravimetric
	CAS # 526-73-8	(Lot 877605-12)		+/-	124.4120	µg/mL	Unstressed
	Purity 98%			+/-	127.5048	µg/mL	Stressed
9	Benzyl chloride		2,516.7 µg/mL	+/-	14.7692	µg/mL	Gravimetric
	CAS # 100-44-7	(Lot SHBB7346V)		+/-	124.5103	µg/mL	Unstressed
	Purity 99%			+/-	127.6055	µg/mL	Stressed
10	1,3,5-Trichlorobenzene		2,513.3 µg/mL	+/-	14.7496	µg/mL	Gravimetric
	CAS # 108-70-3	(Lot 11319AS)		+/-	124.3454	µg/mL	Unstressed
	Purity 99%			+/-	127.4365	µg/mL	Stressed

Solvent: P&T Methanol
CAS # 67-56-1
Purity 99%

Column:
105m x 0.53mm x 3.0µm
Rtx-502.2 (cat.#10910)

Carrier Gas:
hydrogen-constant pressure 11.0 psi.

Temp. Program:
40°C (hold 2 min.) to 240°C
@ 8°C/min. (hold 5 min.)

Inj. Temp:
200°C

Det. Temp:
250°C

Det. Type:
FID

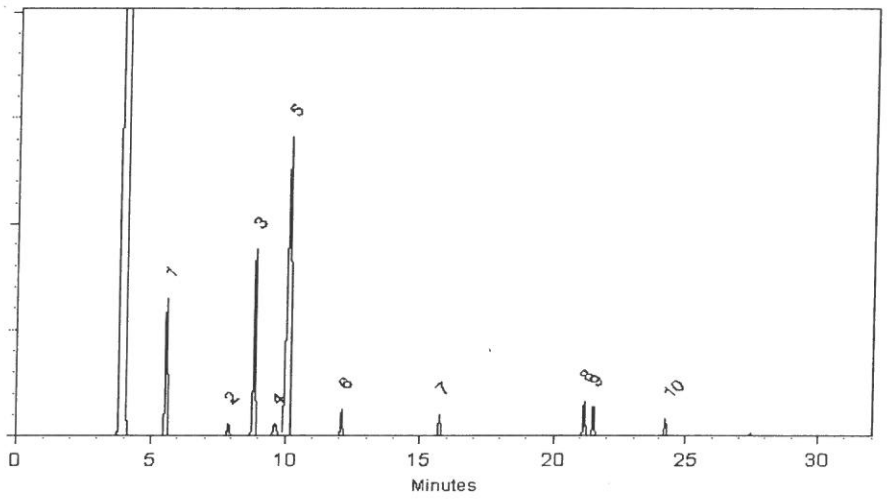

This chromatogram represents a general set of testing conditions chosen for product acceptance. For optimal results in your lab, conditions should be adjusted for your specific instrument, method, and application.

Cheryl Graham - Mix Technician

Date Mixed: 27-Jan-2019 **Balance:** B707717271

Jennifer Pollino - Operations Tech-ARM QC

Date Passed: 29-Jan-2019

Manufactured under Restek's ISO 9001:2015
Registered Quality System
Certificate #FM 80397

Reagent

VM570808S_00005

Rec: 6/15/18 10 vials

VM570808S-00005

RESTEK® CERTIFIED REFERENCE MATERIAL

110 Benner Circle
Bellefonte, PA 16823-8812
Tel: (800)356-1688
Fax: (814)353-1309

www.restek.com

ACCREDITED
ISO Guide 34 Accredited
Reference Material Producer
Certificate #3222.01

ilac-MRA

ACCREDITED
ISO/IEC 17025 Accredited
Testing Laboratory
Certificate #3222.02

Certificate of Analysis

FOR LABORATORY USE ONLY-READ SDS PRIOR TO USE.

This Reference Material is intended for Laboratory Use Only as a standard for the qualitative and/or quantitative determination of the analyte(s) listed.

Catalog No. : 570808.SEC **Lot No.:** A0135368

Description : 8260 List 2 / Std #6

8260 List 2 / Std #6 2,500-62,500µg/mL, P&T Methanol, 1mL/ampul

Container Size : 2 mL **Pkg Amt:** > 1 mL

Expiration Date : August 31, 2019 **Storage:** 0°C or colder

CERTIFIED VALUES

Elution Order	Compound	Grav. Conc. (weight/volume)	Expanded Uncertainty (95% C.L.; K=2)	
1	2-Propanol (isopropanol) **CAS #** 67-63-0.SEC (Lot NWVYK) **Purity** 98%	24,998.8 µg/mL	+/- 146.3736 µg/mL +/- 1,236.7591 µg/mL +/- 1,267.5062 µg/mL	Gravimetric Unstressed Stressed
2	Chloroprene (2-chloro-1,3-butadiene) **CAS #** 126-99-8 * (Lot 180302JLM) **Purity** 99%	2,521.5 µg/mL	+/- 14.7976 µg/mL +/- 124.7494 µg/mL +/- 127.8506 µg/mL	Gravimetric Unstressed Stressed
3	Methacrylonitrile **CAS #** 126-98-7 * (Lot 1012014) **Purity** 99%	25,005.5 µg/mL	+/- 146.4127 µg/mL +/- 1,237.0896 µg/mL +/- 1,267.8449 µg/mL	Gravimetric Unstressed Stressed
4	2,2,4-Trimethylpentane (Isooctane) **CAS #** 540-84-1.SEC (Lot 4597900) **Purity** 99%	2,511.0 µg/mL	+/- 14.7360 µg/mL +/- 124.2299 µg/mL +/- 127.3182 µg/mL	Gravimetric Unstressed Stressed
5	1-Butanol **CAS #** 71-36-3.SEC (Lot QBO2D) **Purity** 99%	62,527.5 µg/mL	+/- 366.0934 µg/mL +/- 3,093.4020 µg/mL +/- 3,170.3073 µg/mL	Gravimetric Unstressed Stressed
6	2-Nitropropane **CAS #** 79-46-9.SEC (Lot Y4YWD) **Purity** 98%	5,030.3 µg/mL	+/- 29.4537 µg/mL +/- 248.8645 µg/mL +/- 255.0515 µg/mL	Gravimetric Unstressed Stressed
7	1-Chlorohexane **CAS #** 544-10-5.SEC (Lot 3890000) **Purity** 98%	2,506.8 µg/mL	+/- 14.7115 µg/mL +/- 124.0241 µg/mL +/- 127.1073 µg/mL	Gravimetric Unstressed Stressed

8	1,2,3-Trimethylbenzene **CAS #** 526-73-8.SEC **Purity** 92%	(Lot 7110200)	2,497.8 µg/mL	+/- 14.6585 +/- 123.5769 +/- 126.6489	µg/mL µg/mL µg/mL	Gravimetric Unstressed Stressed
9	Benzyl chloride **CAS #** 100-44-7.SEC **Purity** 99%	(Lot H29N03)	2,522.5 µg/mL	+/- 14.8034 +/- 124.7989 +/- 127.9013	µg/mL µg/mL µg/mL	Gravimetric Unstressed Stressed
10	1,3,5-Trichlorobenzene **CAS #** 108-70-3.SEC **Purity** 99%	(Lot I28U021)	2,515.0 µg/mL	+/- 14.7594 +/- 124.4278 +/- 127.5210	µg/mL µg/mL µg/mL	Gravimetric Unstressed Stressed

Solvent: P&T Methanol
CAS # 67-56-1
Purity 99%

*** Restek is unable to identify a reliable and/or acceptable second source for this material - the same batch of neat material may have been used to produce both the primary and secondary standard. The primary and secondary standards were prepared using different equipment and personnel.**

Column:
105m x 0.53mm x 3.0µm
Rtx-502.2 (cat.#10910)

Carrier Gas:
hydrogen-constant pressure 11.0 psi.

Temp. Program:
40°C (hold 2 min.) to 240°C
@ 8°C/min. (hold 5 min.)

Inj. Temp:
200°C

Det. Temp:
250°C

Det. Type:
FID

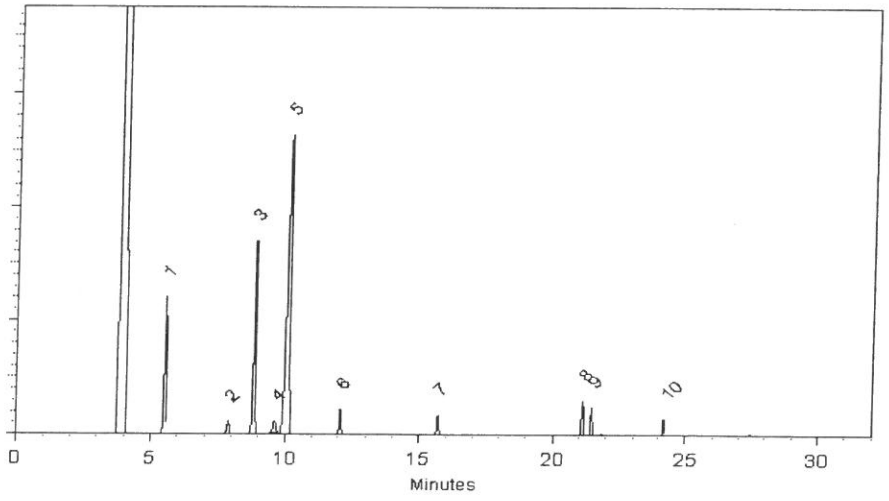

This chromatogram represents a general set of testing conditions chosen for product acceptance. For optimal results in your lab, conditions should be adjusted for your specific instrument, method, and application.

Larry J. Moore - Mix Technician **Date Mixed:** 19-Feb-2018 **Balance:** 1127510105

Jennifer Pollino - Operations Tech-ARM QC **Date Passed:** 12-Mar-2018

Manufactured under Restek's ISO 9001:2008
Registered Quality System
Certificate #FM 80397

Reagent

VM570809_00006

Rec: 4/9/19
VM570809_00006

RESTEK®
110 Benner Circle
Bellefonte, PA 16823-8812
Tel: (800)356-1688
Fax: (814)353-1309

www.restek.com

CERTIFIED REFERENCE MATERIAL

Certificate of Analysis

ACCREDITED
ISO 17034 Accredited
Reference Material Producer
Certificate #3222.01

ilac-MRA

ACCREDITED
ISO/IEC 17025 Accredited
Testing Laboratory
Certificate #3222.02

FOR LABORATORY USE ONLY-READ SDS PRIOR TO USE.

This Reference Material is intended for Laboratory Use Only as a standard for the qualitative and/or quantitative determination of the analyte(s) listed.

Catalog No. : 570809 **Lot No.:** A0143198

Description : 8260 List 2 / Std #7

8260 List 2 / Std #7 2,500-5,000µg/mL, P&T Methanol, 1mL/ampul

Container Size : 2 mL **Pkg Amt:** > 1 mL

Expiration Date : May 31, 2020 **Storage:** 0°C or colder

CERTIFIED VALUES

Elution Order	Compound		Grav. Conc. (weight/volume)	Expanded Uncertainty (95% C.L.; K=2)		
1	Ethyl acetate **CAS #** 141-78-6 **Purity** 99%	(Lot SHBJ7347)	5,022.5 µg/mL	+/- 29.4078 µg/mL +/- 303.0497 µg/mL +/- 303.7691 µg/mL		Gravimetric Unstressed Stressed
2	Ethyl acrylate **CAS #** 140-88-5 **Purity** 99%	(Lot 10129902)	2,514.0 µg/mL	+/- 14.7536 µg/mL +/- 151.6940 µg/mL +/- 152.0541 µg/mL		Gravimetric Unstressed Stressed
3	Methyl methacrylate **CAS #** 80-62-6 **Purity** 99%	(Lot MKBH4379V)	5,019.5 µg/mL	+/- 29.3903 µg/mL +/- 302.8686 µg/mL +/- 303.5876 µg/mL		Gravimetric Unstressed Stressed
4	Butyl acetate **CAS #** 123-86-4 **Purity** 99%	(Lot SHBJ2076)	2,507.0 µg/mL	+/- 14.7125 µg/mL +/- 151.2716 µg/mL +/- 151.6307 µg/mL		Gravimetric Unstressed Stressed

Solvent: P&T Methanol
CAS # 67-56-1
Purity 99%

Reagent

VM571992_00002

Rec: 6/15/18 20 vials

VMS71992_00002

RESTEK®
110 Benner Circle
Bellefonte, PA 16823-8812
Tel: (800)356-1688
Fax: (814)353-1309

www.restek.com

CERTIFIED REFERENCE MATERIAL

Certificate of Analysis

ACCREDITED
ISO 17034 Accredited
Reference Material Producer
Certificate #3222.01

ACCREDITED
ISO/IEC 17025 Accredited
Testing Laboratory
Certificate #3222.02

FOR LABORATORY USE ONLY-READ SDS PRIOR TO USE.

This Reference Material is intended for Laboratory Use Only as a standard for the qualitative and/or quantitative determination of the analyte(s) listed.

Catalog No. : 571992 **Lot No.:** A0123711

Description : 8260 List 1 / Std #1 MegaMix (2017)

8260 List 1 / Std #1 MegaMix (2017) 1,250-62,500µg/mL, P&T Methanol, 1mL/ampul

Container Size : 2 mL **Pkg Amt:** > 1 mL

Expiration Date : June 30, 2019 **Storage:** 0°C or colder

CERTIFIED VALUES

Elution Order	Compound	Grav. Conc. (weight/volume)	Expanded Uncertainty (95% C.L.; K=2)	
1	Diethyl ether (ethyl ether) **CAS #** 60-29-7 (Lot SHBG1462V) **Purity** 99%	2,501.3 µg/mL	+/- 14.5425 µg/mL +/- 150.9115 µg/mL +/- 151.2698 µg/mL	Gravimetric Unstressed Stressed
2	1,1,2-Trichlorotrifluoroethane (CFC-113) **CAS #** 76-13-1 (Lot 00009482) **Purity** 99%	2,505.1 µg/mL	+/- 14.5650 µg/mL +/- 151.1453 µg/mL +/- 151.5041 µg/mL	Gravimetric Unstressed Stressed
3	1,1-dichloroethene **CAS #** 75-35-4 (Lot SHBG8609V) **Purity** 99%	2,511.5 µg/mL	+/- 14.6021 µg/mL +/- 151.5299 µg/mL +/- 151.8897 µg/mL	Gravimetric Unstressed Stressed
4	tert-Butanol (TBA) **CAS #** 75-65-0 (Lot SHBF0688V) **Purity** 99%	25,001.8 µg/mL	+/- 145.3547 µg/mL +/- 1,508.4656 µg/mL +/- 1,512.0470 µg/mL	Gravimetric Unstressed Stressed
5	Methyl acetate **CAS #** 79-20-9 (Lot SHBG4345V) **Purity** 99%	5,000.5 µg/mL	+/- 29.0733 µg/mL +/- 301.7023 µg/mL +/- 302.4186 µg/mL	Gravimetric Unstressed Stressed
6	Iodomethane (methyl iodide) **CAS #** 74-88-4 (Lot SHBF2149V) **Purity** 99%	2,502.9 µg/mL	+/- 14.5519 µg/mL +/- 151.0095 µg/mL +/- 151.3681 µg/mL	Gravimetric Unstressed Stressed
7	Allyl chloride (3-chloropropene) **CAS #** 107-05-1 (Lot SHBF8133V) **Purity** 99%	2,517.1 µg/mL	+/- 14.6348 µg/mL +/- 151.8693 µg/mL +/- 152.2299 µg/mL	Gravimetric Unstressed Stressed

8	Methylene chloride (dichloromethane) **CAS #** 75-09-2 **Purity** 99%	(Lot SHBH2578V)	2,502.1 µg/mL	+/- 14.5476 +/- 150.9643 +/- 151.3227	µg/mL µg/mL µg/mL	Gravimetric Unstressed Stressed
9	Carbon disulfide **CAS #** 75-15-0 **Purity** 99%	(Lot S20A856)	2,501.4 µg/mL	+/- 14.5432 +/- 150.9190 +/- 151.2773	µg/mL µg/mL µg/mL	Gravimetric Unstressed Stressed
10	Acrylonitrile **CAS #** 107-13-1 **Purity** 99%	(Lot T07B2030)	25,001.3 µg/mL	+/- 145.3518 +/- 1,508.4355 +/- 1,512.0167	µg/mL µg/mL µg/mL	Gravimetric Unstressed Stressed
11	Methyl-tert-butyl ether (MTBE) **CAS #** 1634-04-4 **Purity** 99%	(Lot SHBG2655V)	2,505.3 µg/mL	+/- 14.5657 +/- 151.1528 +/- 151.5117	µg/mL µg/mL µg/mL	Gravimetric Unstressed Stressed
12	cis-1,2-Dichloroethene **CAS #** 156-59-2 **Purity** 98%	(Lot MKBV2831V)	2,500.5 µg/mL	+/- 14.5379 +/- 150.8644 +/- 151.2226	µg/mL µg/mL µg/mL	Gravimetric Unstressed Stressed
13	n-Hexane (C6) **CAS #** 110-54-3 **Purity** 99%	(Lot SHBG2674V)	2,503.8 µg/mL	+/- 14.5570 +/- 151.0623 +/- 151.4210	µg/mL µg/mL µg/mL	Gravimetric Unstressed Stressed
14	1,1-Dichloroethane **CAS #** 75-34-3 **Purity** 99%	(Lot 00008621)	2,500.4 µg/mL	+/- 14.5374 +/- 150.8587 +/- 151.2169	µg/mL µg/mL µg/mL	Gravimetric Unstressed Stressed
15	2,2-Dichloropropane **CAS #** 594-20-7 **Purity** 98%	(Lot BCBR0622V)	2,501.0 µg/mL	+/- 14.5408 +/- 150.8940 +/- 151.2522	µg/mL µg/mL µg/mL	Gravimetric Unstressed Stressed
16	trans-1,2-Dichloroethene **CAS #** 156-60-5 **Purity** 99%	(Lot 09431AEV)	2,503.8 µg/mL	+/- 14.5570 +/- 151.0623 +/- 151.4210	µg/mL µg/mL µg/mL	Gravimetric Unstressed Stressed
17	Isobutanol (2-Methyl-1-propanol) **CAS #** 78-83-1 **Purity** 99%	(Lot SHBG8201V)	62,512.5 µg/mL	+/- 363.4341 +/- 3,771.6543 +/- 3,780.6088	µg/mL µg/mL µg/mL	Gravimetric Unstressed Stressed
18	chloroform **CAS #** 67-66-3 **Purity** 99%	(Lot MKBV2089V)	2,501.9 µg/mL	+/- 14.5461 +/- 150.9492 +/- 151.3076	µg/mL µg/mL µg/mL	Gravimetric Unstressed Stressed
19	Bromochloromethane **CAS #** 74-97-5 **Purity** 99%	(Lot 00004559)	2,503.3 µg/mL	+/- 14.5541 +/- 151.0322 +/- 151.3907	µg/mL µg/mL µg/mL	Gravimetric Unstressed Stressed
20	Tetrahydrofuran **CAS #** 109-99-9 **Purity** 99%	(Lot SHBG2910V)	5,001.3 µg/mL	+/- 29.0777 +/- 301.7476 +/- 302.4640	µg/mL µg/mL µg/mL	Gravimetric Unstressed Stressed
21	1,1,1-trichloroethane **CAS #** 71-55-6 **Purity** 99%	(Lot B15W12061)	2,500.3 µg/mL	+/- 14.5367 +/- 150.8512 +/- 151.2093	µg/mL µg/mL µg/mL	Gravimetric Unstressed Stressed
22	Cyclohexane **CAS #** 110-82-7 **Purity** 99%	(Lot MKBX4768V)	2,502.0 µg/mL	+/- 14.5468 +/- 150.9567 +/- 151.3151	µg/mL µg/mL µg/mL	Gravimetric Unstressed Stressed
23	1,1-Dichloropropene **CAS #** 563-58-6 **Purity** 99%	(Lot 160727JLM)	2,500.5 µg/mL	+/- 14.5381 +/- 150.8662 +/- 151.2244	µg/mL µg/mL µg/mL	Gravimetric Unstressed Stressed

24	carbon tetrachloride		2,503.3 µg/mL	+/- 14.5541	µg/mL	Gravimetric
	CAS # 56-23-5	(Lot SHBG1763V)		+/- 151.0322	µg/mL	Unstressed
	Purity 99%			+/- 151.3907	µg/mL	Stressed
25	n-Heptane (C7)		2,505.5 µg/mL	+/- 14.5672	µg/mL	Gravimetric
	CAS # 142-82-5	(Lot SHBG6171V)		+/- 151.1679	µg/mL	Unstressed
	Purity 99%			+/- 151.5268	µg/mL	Stressed
26	1,2-Dichloroethane		2,504.8 µg/mL	+/- 14.5628	µg/mL	Gravimetric
	CAS # 107-06-2	(Lot SHBF9313V)		+/- 151.1227	µg/mL	Unstressed
	Purity 99%			+/- 151.4815	µg/mL	Stressed
27	Benzene		2,506.9 µg/mL	+/- 14.5752	µg/mL	Gravimetric
	CAS # 71-43-2	(Lot SHBH2056V)		+/- 151.2509	µg/mL	Unstressed
	Purity 99%			+/- 151.6100	µg/mL	Stressed
28	Trichloroethene		2,502.4 µg/mL	+/- 14.5490	µg/mL	Gravimetric
	CAS # 79-01-6	(Lot SHBH1955V)		+/- 150.9794	µg/mL	Unstressed
	Purity 99%			+/- 151.3378	µg/mL	Stressed
29	Methylcyclohexane		2,500.3 µg/mL	+/- 14.5372	µg/mL	Gravimetric
	CAS # 108-87-2	(Lot SHBG0634V)		+/- 150.8570	µg/mL	Unstressed
	Purity 98%			+/- 151.2152	µg/mL	Stressed
30	1,2-Dichloropropane		2,503.0 µg/mL	+/- 14.5527	µg/mL	Gravimetric
	CAS # 78-87-5	(Lot 01113D0V)		+/- 151.0171	µg/mL	Unstressed
	Purity 99%			+/- 151.3756	µg/mL	Stressed
31	1,4-Dioxane		50,011.4 µg/mL	+/- 290.7552	µg/mL	Gravimetric
	CAS # 123-91-1	(Lot SHBH2584V)		+/- 3,017.4064	µg/mL	Unstressed
	Purity 99%			+/- 3,024.5702	µg/mL	Stressed
32	Dibromomethane		2,501.9 µg/mL	+/- 14.5465	µg/mL	Gravimetric
	CAS # 74-95-3	(Lot 10183283)		+/- 150.9531	µg/mL	Unstressed
	Purity 98%			+/- 151.3115	µg/mL	Stressed
33	cis-1,3-Dichloropropene		2,501.0 µg/mL	+/- 14.5410	µg/mL	Gravimetric
	CAS # 10061-01-5	(Lot 22622)		+/- 150.8964	µg/mL	Unstressed
	Purity 99%			+/- 151.2547	µg/mL	Stressed
34	Toluene		2,504.3 µg/mL	+/- 14.5599	µg/mL	Gravimetric
	CAS # 108-88-3	(Lot SHBH1932V)		+/- 151.0925	µg/mL	Unstressed
	Purity 99%			+/- 151.4512	µg/mL	Stressed
35	Ethyl methacrylate		2,506.9 µg/mL	+/- 14.5752	µg/mL	Gravimetric
	CAS # 97-63-2	(Lot SHBD9190V)		+/- 151.2509	µg/mL	Unstressed
	Purity 99%			+/- 151.6100	µg/mL	Stressed
36	trans-1,3-Dichloropropene		2,503.6 µg/mL	+/- 14.5563	µg/mL	Gravimetric
	CAS # 10061-02-6	(Lot C584177)		+/- 151.0548	µg/mL	Unstressed
	Purity 99%			+/- 151.4134	µg/mL	Stressed
37	1,1,2-Trichloroethane		2,501.0 µg/mL	+/- 14.5410	µg/mL	Gravimetric
	CAS # 79-00-5	(Lot FGB01)		+/- 150.8964	µg/mL	Unstressed
	Purity 99%			+/- 151.2547	µg/mL	Stressed
38	1,3-Dichloropropane		2,503.5 µg/mL	+/- 14.5556	µg/mL	Gravimetric
	CAS # 142-28-9	(Lot BCBG2162V)		+/- 151.0472	µg/mL	Unstressed
	Purity 99%			+/- 151.4059	µg/mL	Stressed
39	Tetrachloroethene		2,500.9 µg/mL	+/- 14.5403	µg/mL	Gravimetric
	CAS # 127-18-4	(Lot SHBD9374V)		+/- 150.8889	µg/mL	Unstressed
	Purity 99%			+/- 151.2471	µg/mL	Stressed

40	dibromochloromethane **CAS #** 124-48-1 **Purity** 98%	(Lot MKBW3597V)	2,500.2 µg/mL	+/- 14.5365 +/- 150.8497 +/- 151.2078	µg/mL µg/mL µg/mL	Gravimetric Unstressed Stressed
41	1,2-Dibromoethane (EDB) **CAS #** 106-93-4 **Purity** 99%	(Lot BCBH3877V)	2,501.3 µg/mL	+/- 14.5425 +/- 150.9115 +/- 151.2698	µg/mL µg/mL µg/mL	Gravimetric Unstressed Stressed
42	Chlorobenzene **CAS #** 108-90-7 **Purity** 99%	(Lot SHBF0505V)	2,500.1 µg/mL	+/- 14.5359 +/- 150.8436 +/- 151.2017	µg/mL µg/mL µg/mL	Gravimetric Unstressed Stressed
43	m-Xylene **CAS #** 108-38-3 **Purity** 99%	(Lot SHBG4347V)	1,250.3 µg/mL	+/- 7.2691 +/- 75.4331 +/- 75.6122	µg/mL µg/mL µg/mL	Gravimetric Unstressed Stressed
44	p-Xylene **CAS #** 106-42-3 **Purity** 99%	(Lot SHBG3928V)	1,251.3 µg/mL	+/- 7.2749 +/- 75.4935 +/- 75.6727	µg/mL µg/mL µg/mL	Gravimetric Unstressed Stressed
45	Ethylbenzene **CAS #** 100-41-4 **Purity** 99%	(Lot SHBG5920V)	2,503.3 µg/mL	+/- 14.5541 +/- 151.0322 +/- 151.3907	µg/mL µg/mL µg/mL	Gravimetric Unstressed Stressed
46	1,1,1,2-Tetrachloroethane **CAS #** 630-20-6 **Purity** 99%	(Lot MKBS3769V)	2,500.3 µg/mL	+/- 14.5367 +/- 150.8512 +/- 151.2093	µg/mL µg/mL µg/mL	Gravimetric Unstressed Stressed
47	o-Xylene **CAS #** 95-47-6 **Purity** 99%	(Lot SHBH3432V)	2,504.9 µg/mL	+/- 14.5636 +/- 151.1302 +/- 151.4890	µg/mL µg/mL µg/mL	Gravimetric Unstressed Stressed
48	Styrene **CAS #** 100-42-5 **Purity** 99%	(Lot MKBS7097V)	2,506.3 µg/mL	+/- 14.5716 +/- 151.2132 +/- 151.5722	µg/mL µg/mL µg/mL	Gravimetric Unstressed Stressed
49	Isopropylbenzene (cumene) **CAS #** 98-82-8 **Purity** 99%	(Lot 10185056)	2,501.6 µg/mL	+/- 14.5447 +/- 150.9341 +/- 151.2925	µg/mL µg/mL µg/mL	Gravimetric Unstressed Stressed
50	bromoform **CAS #** 75-25-2 **Purity** 99%	(Lot SHBD8459V)	2,502.9 µg/mL	+/- 14.5519 +/- 151.0095 +/- 151.3681	µg/mL µg/mL µg/mL	Gravimetric Unstressed Stressed
51	bromodichloromethane **CAS #** 75-27-4 **Purity** 97%	(Lot MKBW5506V)	2,506.8 µg/mL	+/- 14.5750 +/- 151.2490 +/- 151.6081	µg/mL µg/mL µg/mL	Gravimetric Unstressed Stressed
52	1,1,2,2-Tetrachloroethane **CAS #** 79-34-5 **Purity** 99%	(Lot CFA4D)	2,501.3 µg/mL	+/- 14.5425 +/- 150.9115 +/- 151.2698	µg/mL µg/mL µg/mL	Gravimetric Unstressed Stressed
53	1,2,3-Trichloropropane **CAS #** 96-18-4 **Purity** 99%	(Lot BCBH8722V)	2,508.5 µg/mL	+/- 14.5846 +/- 151.3489 +/- 151.7082	µg/mL µg/mL µg/mL	Gravimetric Unstressed Stressed
54	trans-1,4-dichloro-2-butene **CAS #** 110-57-6 **Purity** 95%	(Lot MKBP6041V)	2,500.8 µg/mL	+/- 14.5396 +/- 150.8817 +/- 151.2399	µg/mL µg/mL µg/mL	Gravimetric Unstressed Stressed
55	n-Propylbenzene **CAS #** 103-65-1 **Purity** 99%	(Lot MKBJ0332V)	2,501.9 µg/mL	+/- 14.5461 +/- 150.9492 +/- 151.3076	µg/mL µg/mL µg/mL	Gravimetric Unstressed Stressed

56	Bromobenzene		2,507.0 µg/mL	+/- 14.5759	µg/mL	Gravimetric
	CAS # 108-86-1	(Lot MKBD4032V)		+/- 151.2584	µg/mL	Unstressed
	Purity 99%			+/- 151.6175	µg/mL	Stressed
57	1,3,5-Trimethylbenzene		2,501.1 µg/mL	+/- 14.5418	µg/mL	Gravimetric
	CAS # 108-67-8	(Lot BCBQ2165V)		+/- 150.9040	µg/mL	Unstressed
	Purity 99%			+/- 151.2622	µg/mL	Stressed
58	2-Chlorotoluene		2,500.6 µg/mL	+/- 14.5388	µg/mL	Gravimetric
	CAS # 95-49-8	(Lot MKBW5554V)		+/- 150.8738	µg/mL	Unstressed
	Purity 99%			+/- 151.2320	µg/mL	Stressed
59	4-Chlorotoluene		2,501.3 µg/mL	+/- 14.5425	µg/mL	Gravimetric
	CAS # 106-43-4	(Lot MKBL7753V)		+/- 150.9115	µg/mL	Unstressed
	Purity 99%			+/- 151.2698	µg/mL	Stressed
60	tert-Butylbenzene		2,507.0 µg/mL	+/- 14.5759	µg/mL	Gravimetric
	CAS # 98-06-6	(Lot S52237V)		+/- 151.2584	µg/mL	Unstressed
	Purity 99%			+/- 151.6175	µg/mL	Stressed
61	1,2,4-Trimethylbenzene		2,500.8 µg/mL	+/- 14.5401	µg/mL	Gravimetric
	CAS # 95-63-6	(Lot MKBJ6229V)		+/- 150.8866	µg/mL	Unstressed
	Purity 98%			+/- 151.2448	µg/mL	Stressed
62	sec-Butylbenzene		2,505.4 µg/mL	+/- 14.5665	µg/mL	Gravimetric
	CAS # 135-98-8	(Lot MKBR9260V)		+/- 151.1604	µg/mL	Unstressed
	Purity 99%			+/- 151.5193	µg/mL	Stressed
63	p-Isopropyltoluene (p-Cymene)		2,503.8 µg/mL	+/- 14.5570	µg/mL	Gravimetric
	CAS # 99-87-6	(Lot MKBS2604V)		+/- 151.0623	µg/mL	Unstressed
	Purity 99%			+/- 151.4210	µg/mL	Stressed
64	1,3-Dichlorobenzene		2,503.9 µg/mL	+/- 14.5577	µg/mL	Gravimetric
	CAS # 541-73-1	(Lot BCBM5751V)		+/- 151.0699	µg/mL	Unstressed
	Purity 99%			+/- 151.4285	µg/mL	Stressed
65	1,4-Dichlorobenzene		2,509.9 µg/mL	+/- 14.5926	µg/mL	Gravimetric
	CAS # 106-46-7	(Lot MKBS1350V)		+/- 151.4319	µg/mL	Unstressed
	Purity 99%			+/- 151.7914	µg/mL	Stressed
66	n-Butylbenzene		2,503.3 µg/mL	+/- 14.5541	µg/mL	Gravimetric
	CAS # 104-51-8	(Lot 09418JJV)		+/- 151.0322	µg/mL	Unstressed
	Purity 99%			+/- 151.3907	µg/mL	Stressed
67	1,2-Dichlorobenzene		2,503.8 µg/mL	+/- 14.5570	µg/mL	Gravimetric
	CAS # 95-50-1	(Lot SHBD7331V)		+/- 151.0623	µg/mL	Unstressed
	Purity 99%			+/- 151.4210	µg/mL	Stressed
68	1,2-Dibromo-3-chloropropane		2,505.0 µg/mL	+/- 14.5643	µg/mL	Gravimetric
	CAS # 96-12-8	(Lot FBL01)		+/- 151.1378	µg/mL	Unstressed
	Purity 99%			+/- 151.4966	µg/mL	Stressed
69	1,2,4-Trichlorobenzene		2,505.3 µg/mL	+/- 14.5657	µg/mL	Gravimetric
	CAS # 120-82-1	(Lot SHBC5541V)		+/- 151.1528	µg/mL	Unstressed
	Purity 99%			+/- 151.5117	µg/mL	Stressed
70	Hexachlorobutadiene		2,506.5 µg/mL	+/- 14.5728	µg/mL	Gravimetric
	CAS # 87-68-3	(Lot J31X013)		+/- 151.2266	µg/mL	Unstressed
	Purity 98%			+/- 151.5856	µg/mL	Stressed
71	Naphthalene		2,500.9 µg/mL	+/- 14.5403	µg/mL	Gravimetric
	CAS # 91-20-3	(Lot MKBW2603V)		+/- 150.8889	µg/mL	Unstressed
	Purity 99%			+/- 151.2471	µg/mL	Stressed

72	1,2,3-Trichlorobenzene		2,511.1 µg/mL	+/-	14.5999	µg/mL	Gravimetric
	CAS # 87-61-6	(Lot 12912PFV)		+/-	151.5073	µg/mL	Unstressed
	Purity 99%			+/-	151.8670	µg/mL	Stressed

Solvent: P&T Methanol
CAS # 67-56-1
Purity 99%

Column:
60m x 0.25mm x 1.4µm
Rtx-502.2 (cat.#10916)

Carrier Gas:
helium-constant pressure 30 psi

Temp. Program:
40°C (hold 6 min.) to 240°C
@ 6°C/min. (hold 10 min.)

Inj. Temp:
200°C

Det. Temp:
250°C

Det. Type:
MSD

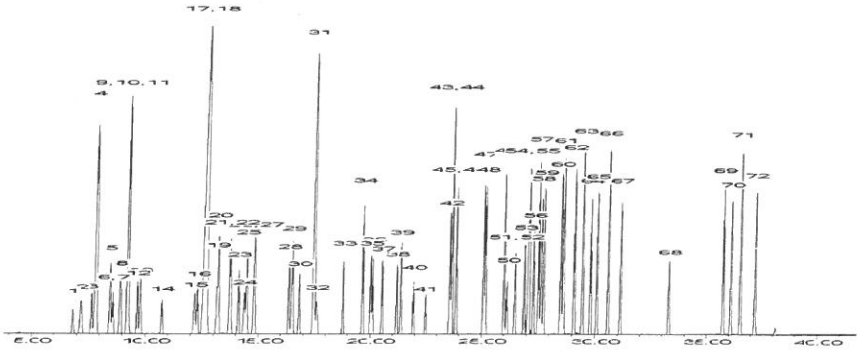

This chromatogram represents a general set of testing conditions chosen for product acceptance. For optimal results in your lab, conditions should be adjusted for your specific instrument, method, and application.

F. Joseph Tallon - Mix Technician **Date Mixed:** 22-Dec-2016 **Balance:** B251644995

Jennifer Pollino - Operations Tech-ARM QC **Date Passed:** 04-Jan-2017

Manufactured under Restek's ISO 9001:2015 Registered Quality System Certificate #FM 80397

Reagent

VM571992_00003

Rec: 5/31/19
VM571992_00003

RESTEK® CERTIFIED REFERENCE MATERIAL

110 Benner Circle
Bellefonte, PA 16823-8812
Tel: (800)356-1688
Fax: (814)353-1309

www.restek.com

ACCREDITED
ISO 17034 Accredited
Reference Material Producer
Certificate #3222.01

ACCREDITED
ISO/IEC 17025 Accredited
Testing Laboratory
Certificate #3222.02

Certificate of Analysis

FOR LABORATORY USE ONLY-READ SDS PRIOR TO USE.

This Reference Material is intended for Laboratory Use Only as a standard for the qualitative and/or quantitative determination of the analyte(s) listed.

Catalog No. : 571992 **Lot No.:** A0143774

Description : 8260 List 1 / Std #1 MegaMix (2017)

8260 List 1 / Std #1 MegaMix (2017) 1,250-62,500µg/mL, P&T Methanol, 1mL/ampul

Container Size : 2 mL **Pkg Amt:** > 1 mL

Expiration Date : June 30, 2021 **Storage:** 0°C or colder

CERTIFIED VALUES

Elution Order	Compound	Grav. Conc. (weight/volume)	Expanded Uncertainty (95% C.L.; K=2)	
1	Diethyl ether (ethyl ether) **CAS #** 60-29-7 (Lot SHBJ5713) **Purity** 99%	2,500.6 µg/mL	+/- 14.5388 µg/mL +/- 150.8738 µg/mL +/- 151.2320 µg/mL	Gravimetric Unstressed Stressed
2	1,1,2-Trichlorotrifluoroethane (CFC-113) **CAS #** 76-13-1 (Lot 00009482) **Purity** 99%	2,501.6 µg/mL	+/- 14.5447 µg/mL +/- 150.9341 µg/mL +/- 151.2925 µg/mL	Gravimetric Unstressed Stressed
3	1,1-dichloroethene **CAS #** 75-35-4 (Lot SHBG8609V) **Purity** 99%	2,501.9 µg/mL	+/- 14.5461 µg/mL +/- 150.9492 µg/mL +/- 151.3076 µg/mL	Gravimetric Unstressed Stressed
4	tert-Butanol (TBA) **CAS #** 75-65-0 (Lot SHBJ9404) **Purity** 99%	25,008.1 µg/mL	+/- 145.3918 µg/mL +/- 1,508.8503 µg/mL +/- 1,512.4325 µg/mL	Gravimetric Unstressed Stressed
5	Methyl acetate **CAS #** 79-20-9 (Lot SHBG4345V) **Purity** 99%	5,000.8 µg/mL	+/- 29.0748 µg/mL +/- 301.7174 µg/mL +/- 302.4337 µg/mL	Gravimetric Unstressed Stressed
6	Iodomethane (methyl iodide) **CAS #** 74-88-4 (Lot SHBH4362V) **Purity** 99%	2,500.6 µg/mL	+/- 14.5388 µg/mL +/- 150.8738 µg/mL +/- 151.2320 µg/mL	Gravimetric Unstressed Stressed
7	Allyl chloride (3-chloropropene) **CAS #** 107-05-1 (Lot WXBB7852V) **Purity** 99%	2,502.0 µg/mL	+/- 14.5468 µg/mL +/- 150.9567 µg/mL +/- 151.3151 µg/mL	Gravimetric Unstressed Stressed

8	Methylene chloride (dichloromethane) **CAS #** 75-09-2 **Purity** 99%	(Lot SHBK5095)	2,500.8	µg/mL	+/- 14.5396 +/- 150.8813 +/- 151.2395	µg/mL µg/mL µg/mL	Gravimetric Unstressed Stressed
9	Carbon disulfide **CAS #** 75-15-0 **Purity** 99%	(Lot U22D706)	2,501.1	µg/mL	+/- 14.5418 +/- 150.9040 +/- 151.2622	µg/mL µg/mL µg/mL	Gravimetric Unstressed Stressed
10	Acrylonitrile **CAS #** 107-13-1 **Purity** 99%	(Lot R15D047)	25,010.4	µg/mL	+/- 145.4049 +/- 1,508.9860 +/- 1,512.5686	µg/mL µg/mL µg/mL	Gravimetric Unstressed Stressed
11	Methyl-tert-butyl ether (MTBE) **CAS #** 1634-04-4 **Purity** 99%	(Lot SHBH9526)	2,500.3	µg/mL	+/- 14.5367 +/- 150.8512 +/- 151.2093	µg/mL µg/mL µg/mL	Gravimetric Unstressed Stressed
12	cis-1,2-Dichloroethene **CAS #** 156-59-2 **Purity** 99%	(Lot MKBX5945V)	2,501.3	µg/mL	+/- 14.5425 +/- 150.9115 +/- 151.2698	µg/mL µg/mL µg/mL	Gravimetric Unstressed Stressed
13	n-Hexane (C6) **CAS #** 110-54-3 **Purity** 99%	(Lot SHBH8106)	2,500.8	µg/mL	+/- 14.5396 +/- 150.8813 +/- 151.2395	µg/mL µg/mL µg/mL	Gravimetric Unstressed Stressed
14	1,1-Dichloroethane **CAS #** 75-34-3 **Purity** 99%	(Lot 462600)	2,500.4	µg/mL	+/- 14.5374 +/- 150.8587 +/- 151.2169	µg/mL µg/mL µg/mL	Gravimetric Unstressed Stressed
15	2,2-Dichloropropane **CAS #** 594-20-7 **Purity** 99%	(Lot BCBT5124)	2,500.9	µg/mL	+/- 14.5403 +/- 150.8889 +/- 151.2471	µg/mL µg/mL µg/mL	Gravimetric Unstressed Stressed
16	trans-1,2-Dichloroethene **CAS #** 156-60-5 **Purity** 99%	(Lot MKBH9850V)	2,500.3	µg/mL	+/- 14.5367 +/- 150.8512 +/- 151.2093	µg/mL µg/mL µg/mL	Gravimetric Unstressed Stressed
17	Isobutanol (2-Methyl-1-propanol) **CAS #** 78-83-1 **Purity** 99%	(Lot SHBK0551)	62,500.9	µg/mL	+/- 363.3665 +/- 3,770.9529 +/- 3,779.9058	µg/mL µg/mL µg/mL	Gravimetric Unstressed Stressed
18	chloroform **CAS #** 67-66-3 **Purity** 99%	(Lot SHBJ9076)	2,500.5	µg/mL	+/- 14.5381 +/- 150.8662 +/- 151.2244	µg/mL µg/mL µg/mL	Gravimetric Unstressed Stressed
19	Bromochloromethane **CAS #** 74-97-5 **Purity** 98%	(Lot 00008541)	2,500.6	µg/mL	+/- 14.5387 +/- 150.8718 +/- 151.2300	µg/mL µg/mL µg/mL	Gravimetric Unstressed Stressed
20	Tetrahydrofuran **CAS #** 109-99-9 **Purity** 99%	(Lot SHBJ6179)	5,000.6	µg/mL	+/- 29.0741 +/- 301.7099 +/- 302.4262	µg/mL µg/mL µg/mL	Gravimetric Unstressed Stressed
21	1,1,1-trichloroethane **CAS #** 71-55-6 **Purity** 99%	(Lot B15W12061)	2,500.8	µg/mL	+/- 14.5396 +/- 150.8813 +/- 151.2395	µg/mL µg/mL µg/mL	Gravimetric Unstressed Stressed
22	Cyclohexane **CAS #** 110-82-7 **Purity** 99%	(Lot MKCC9660)	2,500.9	µg/mL	+/- 14.5403 +/- 150.8889 +/- 151.2471	µg/mL µg/mL µg/mL	Gravimetric Unstressed Stressed
23	1,1-Dichloropropene **CAS #** 563-58-6 **Purity** 99%	(Lot 180531JLM)	2,500.6	µg/mL	+/- 14.5388 +/- 150.8738 +/- 151.2320	µg/mL µg/mL µg/mL	Gravimetric Unstressed Stressed

24	carbon tetrachloride **CAS #** 56-23-5 **Purity** 99%	(Lot SHBJ2110)	2,501.1 µg/mL	+/- 14.5418 +/- 150.9040 +/- 151.2622	µg/mL µg/mL µg/mL	Gravimetric Unstressed Stressed
25	n-Heptane (C7) **CAS #** 142-82-5 **Purity** 99%	(Lot SHBJ2424)	2,501.6 µg/mL	+/- 14.5447 +/- 150.9341 +/- 151.2925	µg/mL µg/mL µg/mL	Gravimetric Unstressed Stressed
26	1,2-Dichloroethane **CAS #** 107-06-2 **Purity** 99%	(Lot SHBJ0707)	2,501.3 µg/mL	+/- 14.5425 +/- 150.9115 +/- 151.2698	µg/mL µg/mL µg/mL	Gravimetric Unstressed Stressed
27	Benzene **CAS #** 71-43-2 **Purity** 99%	(Lot SHBJ5344)	2,500.9 µg/mL	+/- 14.5403 +/- 150.8889 +/- 151.2471	µg/mL µg/mL µg/mL	Gravimetric Unstressed Stressed
28	Trichloroethene **CAS #** 79-01-6 **Purity** 99%	(Lot SHBH1955V)	2,500.5 µg/mL	+/- 14.5381 +/- 150.8662 +/- 151.2244	µg/mL µg/mL µg/mL	Gravimetric Unstressed Stressed
29	Methylcyclohexane **CAS #** 108-87-2 **Purity** 99%	(Lot SHBJ0457)	2,501.6 µg/mL	+/- 14.5447 +/- 150.9341 +/- 151.2925	µg/mL µg/mL µg/mL	Gravimetric Unstressed Stressed
30	1,2-Dichloropropane **CAS #** 78-87-5 **Purity** 99%	(Lot BCBR0882V)	2,500.5 µg/mL	+/- 14.5381 +/- 150.8662 +/- 151.2244	µg/mL µg/mL µg/mL	Gravimetric Unstressed Stressed
31	1,4-Dioxane **CAS #** 123-91-1 **Purity** 99%	(Lot SHBJ7415)	50,001.1 µg/mL	+/- 290.6957 +/- 3,016.7880 +/- 3,023.9503	µg/mL µg/mL µg/mL	Gravimetric Unstressed Stressed
32	Dibromomethane **CAS #** 74-95-3 **Purity** 99%	(Lot 10201030)	2,502.0 µg/mL	+/- 14.5468 +/- 150.9567 +/- 151.3151	µg/mL µg/mL µg/mL	Gravimetric Unstressed Stressed
33	cis-1,3-Dichloropropene **CAS #** 10061-01-5 **Purity** 99%	(Lot 25076)	2,501.4 µg/mL	+/- 14.5432 +/- 150.9190 +/- 151.2773	µg/mL µg/mL µg/mL	Gravimetric Unstressed Stressed
34	Toluene **CAS #** 108-88-3 **Purity** 99%	(Lot SHBJ5659)	2,500.1 µg/mL	+/- 14.5359 +/- 150.8436 +/- 151.2017	µg/mL µg/mL µg/mL	Gravimetric Unstressed Stressed
35	Ethyl methacrylate **CAS #** 97-63-2 **Purity** 99%	(Lot 69796APV)	2,502.8 µg/mL	+/- 14.5512 +/- 151.0020 +/- 151.3605	µg/mL µg/mL µg/mL	Gravimetric Unstressed Stressed
36	trans-1,3-Dichloropropene **CAS #** 10061-02-6 **Purity** 98%	(Lot C797620)	2,500.6 µg/mL	+/- 14.5387 +/- 150.8718 +/- 151.2300	µg/mL µg/mL µg/mL	Gravimetric Unstressed Stressed
37	1,1,2-Trichloroethane **CAS #** 79-00-5 **Purity** 99%	(Lot FGB01)	2,500.4 µg/mL	+/- 14.5374 +/- 150.8587 +/- 151.2169	µg/mL µg/mL µg/mL	Gravimetric Unstressed Stressed
38	1,3-Dichloropropane **CAS #** 142-28-9 **Purity** 99%	(Lot BCBG2162V)	2,500.9 µg/mL	+/- 14.5403 +/- 150.8889 +/- 151.2471	µg/mL µg/mL µg/mL	Gravimetric Unstressed Stressed
39	Tetrachloroethene **CAS #** 127-18-4 **Purity** 99%	(Lot SHBH9691)	2,501.0 µg/mL	+/- 14.5410 +/- 150.8964 +/- 151.2547	µg/mL µg/mL µg/mL	Gravimetric Unstressed Stressed

40	dibromochloromethane **CAS #** 124-48-1 **Purity** 98%	(Lot MKCC0877)	2,502.4	µg/mL	+/- +/- +/-	14.5493 150.9827 151.3411	µg/mL µg/mL µg/mL	Gravimetric Unstressed Stressed
41	1,2-Dibromoethane (EDB) **CAS #** 106-93-4 **Purity** 99%	(Lot BCBH3877V)	2,500.4	µg/mL	+/- +/- +/-	14.5374 150.8587 151.2169	µg/mL µg/mL µg/mL	Gravimetric Unstressed Stressed
42	Chlorobenzene **CAS #** 108-90-7 **Purity** 99%	(Lot SHBH4459V)	2,501.1	µg/mL	+/- +/- +/-	14.5418 150.9040 151.2622	µg/mL µg/mL µg/mL	Gravimetric Unstressed Stressed
43	m-Xylene **CAS #** 108-38-3 **Purity** 99%	(Lot SHBJ2338)	1,251.5	µg/mL	+/- +/- +/-	7.2763 75.5085 75.6878	µg/mL µg/mL µg/mL	Gravimetric Unstressed Stressed
44	p-Xylene **CAS #** 106-42-3 **Purity** 99%	(Lot SHBJ0052)	1,250.1	µg/mL	+/- +/- +/-	7.2683 75.4256 75.6047	µg/mL µg/mL µg/mL	Gravimetric Unstressed Stressed
45	Ethylbenzene **CAS #** 100-41-4 **Purity** 99%	(Lot SHBJ3183)	2,500.0	µg/mL	+/- +/- +/-	14.5352 150.8361 151.1942	µg/mL µg/mL µg/mL	Gravimetric Unstressed Stressed
46	1,1,1,2-Tetrachloroethane **CAS #** 630-20-6 **Purity** 99%	(Lot MKBS3769V)	2,500.0	µg/mL	+/- +/- +/-	14.5352 150.8361 151.1942	µg/mL µg/mL µg/mL	Gravimetric Unstressed Stressed
47	o-Xylene **CAS #** 95-47-6 **Purity** 99%	(Lot SHBH7231)	2,500.8	µg/mL	+/- +/- +/-	14.5396 150.8813 151.2395	µg/mL µg/mL µg/mL	Gravimetric Unstressed Stressed
48	Styrene **CAS #** 100-42-5 **Purity** 99%	(Lot MKCC9766)	2,500.0	µg/mL	+/- +/- +/-	14.5352 150.8361 151.1942	µg/mL µg/mL µg/mL	Gravimetric Unstressed Stressed
49	Isopropylbenzene (cumene) **CAS #** 98-82-8 **Purity** 99%	(Lot 10185056)	2,500.1	µg/mL	+/- +/- +/-	14.5359 150.8436 151.2017	µg/mL µg/mL µg/mL	Gravimetric Unstressed Stressed
50	bromoform **CAS #** 75-25-2 **Purity** 99%	(Lot SHBG3138V)	2,501.0	µg/mL	+/- +/- +/-	14.5410 150.8964 151.2547	µg/mL µg/mL µg/mL	Gravimetric Unstressed Stressed
51	bromodichloromethane **CAS #** 75-27-4 **Purity** 99%	(Lot MKCF8470)	2,501.6	µg/mL	+/- +/- +/-	14.5447 150.9341 151.2925	µg/mL µg/mL µg/mL	Gravimetric Unstressed Stressed
52	1,1,2,2-Tetrachloroethane **CAS #** 79-34-5 **Purity** 99%	(Lot CFA4D)	2,500.5	µg/mL	+/- +/- +/-	14.5381 150.8662 151.2244	µg/mL µg/mL µg/mL	Gravimetric Unstressed Stressed
53	1,2,3-Trichloropropane **CAS #** 96-18-4 **Purity** 99%	(Lot BCBH8722V)	2,501.3	µg/mL	+/- +/- +/-	14.5425 150.9115 151.2698	µg/mL µg/mL µg/mL	Gravimetric Unstressed Stressed
54	trans-1,4-dichloro-2-butene **CAS #** 110-57-6 **Purity** 94%	(Lot MKBX7788V)	2,500.0	µg/mL	+/- +/- +/-	14.5355 150.8389 151.1971	µg/mL µg/mL µg/mL	Gravimetric Unstressed Stressed
55	n-Propylbenzene **CAS #** 103-65-1 **Purity** 99%	(Lot WXBC3346V)	2,500.0	µg/mL	+/- +/- +/-	14.5352 150.8361 151.1942	µg/mL µg/mL µg/mL	Gravimetric Unstressed Stressed

56	Bromobenzene **CAS #** 108-86-1 **Purity** 99%	(Lot WXBC5147V)	2,500.1 µg/mL	+/- 14.5359 +/- 150.8436 +/- 151.2017	µg/mL µg/mL µg/mL	Gravimetric Unstressed Stressed
57	1,3,5-Trimethylbenzene **CAS #** 108-67-8 **Purity** 99%	(Lot BCBS7648V)	2,500.5 µg/mL	+/- 14.5381 +/- 150.8662 +/- 151.2244	µg/mL µg/mL µg/mL	Gravimetric Unstressed Stressed
58	2-Chlorotoluene **CAS #** 95-49-8 **Purity** 99%	(Lot MKBW5554V)	2,500.1 µg/mL	+/- 14.5359 +/- 150.8436 +/- 151.2017	µg/mL µg/mL µg/mL	Gravimetric Unstressed Stressed
59	4-Chlorotoluene **CAS #** 106-43-4 **Purity** 99%	(Lot MKBL7753V)	2,500.9 µg/mL	+/- 14.5403 +/- 150.8889 +/- 151.2471	µg/mL µg/mL µg/mL	Gravimetric Unstressed Stressed
60	tert-Butylbenzene **CAS #** 98-06-6 **Purity** 99%	(Lot STBD6954V)	2,500.1 µg/mL	+/- 14.5359 +/- 150.8436 +/- 151.2017	µg/mL µg/mL µg/mL	Gravimetric Unstressed Stressed
61	1,2,4-Trimethylbenzene **CAS #** 95-63-6 **Purity** 97%	(Lot MKBH5027V)	2,499.9 µg/mL	+/- 14.5348 +/- 150.8320 +/- 151.1901	µg/mL µg/mL µg/mL	Gravimetric Unstressed Stressed
62	sec-Butylbenzene **CAS #** 135-98-8 **Purity** 99%	(Lot MKBR9260V)	2,501.1 µg/mL	+/- 14.5418 +/- 150.9040 +/- 151.2622	µg/mL µg/mL µg/mL	Gravimetric Unstressed Stressed
63	p-Isopropyltoluene (p-Cymene) **CAS #** 99-87-6 **Purity** 99%	(Lot MKBV3556V)	2,501.1 µg/mL	+/- 14.5418 +/- 150.9040 +/- 151.2622	µg/mL µg/mL µg/mL	Gravimetric Unstressed Stressed
64	1,3-Dichlorobenzene **CAS #** 541-73-1 **Purity** 99%	(Lot BCBQ7100V)	2,501.4 µg/mL	+/- 14.5432 +/- 150.9190 +/- 151.2773	µg/mL µg/mL µg/mL	Gravimetric Unstressed Stressed
65	1,4-Dichlorobenzene **CAS #** 106-46-7 **Purity** 99%	(Lot MKBS4401V)	2,501.5 µg/mL	+/- 14.5439 +/- 150.9266 +/- 151.2849	µg/mL µg/mL µg/mL	Gravimetric Unstressed Stressed
66	n-Butylbenzene **CAS #** 104-51-8 **Purity** 99%	(Lot 09804AE)	2,501.0 µg/mL	+/- 14.5410 +/- 150.8964 +/- 151.2547	µg/mL µg/mL µg/mL	Gravimetric Unstressed Stressed
67	1,2-Dichlorobenzene **CAS #** 95-50-1 **Purity** 99%	(Lot SHBG3111V)	2,502.9 µg/mL	+/- 14.5519 +/- 151.0095 +/- 151.3681	µg/mL µg/mL µg/mL	Gravimetric Unstressed Stressed
68	1,2-Dibromo-3-chloropropane **CAS #** 96-12-8 **Purity** 99%	(Lot FBL01)	2,502.0 µg/mL	+/- 14.5468 +/- 150.9567 +/- 151.3151	µg/mL µg/mL µg/mL	Gravimetric Unstressed Stressed
69	1,2,4-Trichlorobenzene **CAS #** 120-82-1 **Purity** 99%	(Lot SHBJ9215)	2,502.1 µg/mL	+/- 14.5476 +/- 150.9643 +/- 151.3227	µg/mL µg/mL µg/mL	Gravimetric Unstressed Stressed
70	Hexachlorobutadiene **CAS #** 87-68-3 **Purity** 99%	(Lot J31X013)	2,501.5 µg/mL	+/- 14.5439 +/- 150.9266 +/- 151.2849	µg/mL µg/mL µg/mL	Gravimetric Unstressed Stressed
71	Naphthalene **CAS #** 91-20-3 **Purity** 99%	(Lot MKBZ8680V)	2,502.8 µg/mL	+/- 14.5512 +/- 151.0020 +/- 151.3605	µg/mL µg/mL µg/mL	Gravimetric Unstressed Stressed

72	1,2,3-Trichlorobenzene		2,502.5 µg/mL	+/-	14.5498	µg/mL	Gravimetric
	CAS # 87-61-6	(Lot MKBX7627V)		+/-	150.9869	µg/mL	Unstressed
	Purity 99%			+/-	151.3454	µg/mL	Stressed

Solvent: P&T Methanol
CAS # 67-56-1
Purity 99%

Column:
60m x 0.25mm x 1.4µm
Rtx-502.2 (cat.#10916)

Carrier Gas:
helium-constant pressure 30 psi

Temp. Program:
40°C (hold 6 min.) to 240°C
@ 6°C/min. (hold 10 min.)

Inj. Temp:
200°C

Det. Temp:
250°C

Det. Type:
MSD

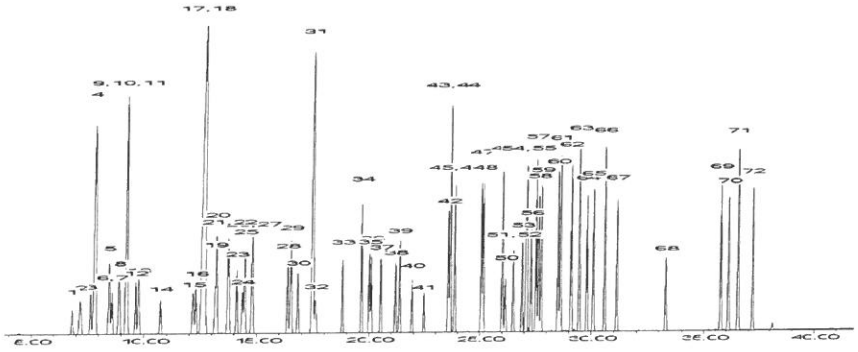

This chromatogram represents a general set of testing conditions chosen for product acceptance. For optimal results in your lab, conditions should be adjusted for your specific instrument, method, and application.

F. Joseph Tallon - Mix Technician **Date Mixed:** 05-Dec-2018 **Balance:** B251644995

Diane Shaffer - Operations Tech-ARM QC **Date Passed:** 21-Dec-2018

Manufactured under Restek's ISO 9001:2015 Registered Quality System Certificate #FM 80397

Reagent

VM571992S_00004

Rec: 12/4/18

20

VM571992S-00004

RESTEK®

CERTIFIED REFERENCE MATERIAL

110 Benner Circle
Bellefonte, PA 16823-8812
Tel: (800)356-1688
Fax: (814)353-1309

www.restek.com

Certificate of Analysis

ACCREDITED
ISO 17034 Accredited
Reference Material Producer
Certificate #3222.01

ilac-MRA

ACCREDITED
ISO/IEC 17025 Accredited
Testing Laboratory
Certificate #3222.02

FOR LABORATORY USE ONLY-READ SDS PRIOR TO USE.

This Reference Material is intended for Laboratory Use Only as a standard for the qualitative and/or quantitative determination of the analyte(s) listed.

Catalog No. : 571992.sec **Lot No.:** A0123775

Description : 8260 List 1 / Std #1 MegaMix (2017)

8260 List 1 / Std #1 MegaMix (2017) 1,250-62,500µg/mL, P&T Methanol, 1mL/ampul

Container Size : 2 mL **Pkg Amt:** > 1 mL

Expiration Date : June 30, 2019 **Storage:** 0°C or colder

CERTIFIED VALUES

Elution Order	Compound	Grav. Conc. (weight/volume)	Expanded Uncertainty (95% C.L.; K=2)	
1	Diethyl ether (ethyl ether) **CAS #** 60-29-7.SEC (Lot F23X068) **Purity** 98%	2,501.2 µg/mL	+/- 14.5422 µg/mL +/- 150.9088 µg/mL +/- 151.2671 µg/mL	Gravimetric Unstressed Stressed
2	1,1,2-Trichlorotrifluoroethane (CFC-113) **CAS #** 76-13-1.SEC (Lot 18342) **Purity** 99%	2,501.1 µg/mL	+/- 14.5418 µg/mL +/- 150.9040 µg/mL +/- 151.2622 µg/mL	Gravimetric Unstressed Stressed
3	1,1-Dichloroethene **CAS #** 75-35-4.SEC (Lot 2767000) **Purity** 99%	2,500.5 µg/mL	+/- 14.5381 µg/mL +/- 150.8662 µg/mL +/- 151.2244 µg/mL	Gravimetric Unstressed Stressed
4	tert-Butanol (TBA) **CAS #** 75-65-0.SEC (Lot XYXDO) **Purity** 98%	25,003.1 µg/mL	+/- 145.3626 µg/mL +/- 1,508.5475 µg/mL +/- 1,512.1291 µg/mL	Gravimetric Unstressed Stressed
5	Methyl acetate **CAS #** 79-20-9.SEC (Lot YDGVD) **Purity** 99%	5,000.4 µg/mL	+/- 29.0726 µg/mL +/- 301.6948 µg/mL +/- 302.4111 µg/mL	Gravimetric Unstressed Stressed
6	Iodomethane (methyl iodide) **CAS #** 74-88-4.SEC (Lot Y25A027) **Purity** 99%	2,500.4 µg/mL	+/- 14.5374 µg/mL +/- 150.8587 µg/mL +/- 151.2169 µg/mL	Gravimetric Unstressed Stressed
7	Allyl chloride (3-chloropropene) **CAS #** 107-05-1.SEC (Lot VEBOC) **Purity** 98%	2,500.1 µg/mL	+/- 14.5358 µg/mL +/- 150.8423 µg/mL +/- 151.2004 µg/mL	Gravimetric Unstressed Stressed

8	Methylene chloride (dichloromethane) **CAS #** 75-09-2.SEC (Lot [illegible]) **Purity** 99%		2,500.8 µg/mL	+/- 14.5396 +/- 150.8813 +/- 151.2395	µg/mL µg/mL µg/mL	Gravimetric Unstressed Stressed
9	Carbon disulfide **CAS #** 75-15-0.SEC **Purity** 99%	(Lot MKBL1376V)	2,500.9 µg/mL	+/- 14.5403 +/- 150.8889 +/- 151.2471	µg/mL µg/mL µg/mL	Gravimetric Unstressed Stressed
10	Acrylonitrile **CAS #** 107-13-1.SEC **Purity** 99%	(Lot UERIL)	25,000.9 µg/mL	+/- 145.3496 +/- 1,508.4128 +/- 1,511.9941	µg/mL µg/mL µg/mL	Gravimetric Unstressed Stressed
11	Methyl-tert-butyl ether (MTBE) **CAS #** 1634-04-4.SEC **Purity** 99%	(Lot ZAQTA-MS)	2,500.0 µg/mL	+/- 14.5352 +/- 150.8361 +/- 151.1942	µg/mL µg/mL µg/mL	Gravimetric Unstressed Stressed
12	cis-1,2-Dichloroethene **CAS #** 156-59-2.SEC **Purity** 98%	(Lot HGC01-BLKT)	2,500.7 µg/mL	+/- 14.5394 +/- 150.8792 +/- 151.2374	µg/mL µg/mL µg/mL	Gravimetric Unstressed Stressed
13	n-Hexane (C6) **CAS #** 110-54-3.SEC **Purity** 99%	(Lot 10188491)	2,501.5 µg/mL	+/- 14.5439 +/- 150.9266 +/- 151.2849	µg/mL µg/mL µg/mL	Gravimetric Unstressed Stressed
14	1,1-Dichloroethane **CAS #** 75-34-3.SEC **Purity** 99%	(Lot 5379000)	2,500.3 µg/mL	+/- 14.5367 +/- 150.8512 +/- 151.2093	µg/mL µg/mL µg/mL	Gravimetric Unstressed Stressed
15	2,2-Dichloropropane **CAS #** 594-20-7.SEC **Purity** 98%	(Lot I7E8E)	2,500.1 µg/mL	+/- 14.5358 +/- 150.8423 +/- 151.2004	µg/mL µg/mL µg/mL	Gravimetric Unstressed Stressed
16	trans-1,2-Dichloroethene **CAS #** 156-60-5.SEC **Purity** 97%	(Lot TS5UB)	2,500.2 µg/mL	+/- 14.5362 +/- 150.8466 +/- 151.2048	µg/mL µg/mL µg/mL	Gravimetric Unstressed Stressed
17	Isobutanol (2-Methyl-1-propanol) **CAS #** 78-83-1.SEC **Purity** 99%	(Lot 83NHH)	62,506.9 µg/mL	+/- 363.4014 +/- 3,771.3149 +/- 3,780.2687	µg/mL µg/mL µg/mL	Gravimetric Unstressed Stressed
18	Chloroform **CAS #** 67-66-3.SEC **Purity** 99%	(Lot 1297547)	2,500.1 µg/mL	+/- 14.5359 +/- 150.8436 +/- 151.2017	µg/mL µg/mL µg/mL	Gravimetric Unstressed Stressed
19	Bromochloromethane **CAS #** 74-97-5.SEC **Purity** 99%	(Lot 5670200)	2,501.1 µg/mL	+/- 14.5418 +/- 150.9040 +/- 151.2622	µg/mL µg/mL µg/mL	Gravimetric Unstressed Stressed
20	Tetrahydrofuran **CAS #** 109-99-9.SEC **Purity** 99%	(Lot K3V7J-SJ)	5,002.3 µg/mL	+/- 29.0835 +/- 301.8079 +/- 302.5245	µg/mL µg/mL µg/mL	Gravimetric Unstressed Stressed
21	1,1,1-Trichloroethane **CAS #** 71-55-6.SEC **Purity** 98%	(Lot CS160712)	2,500.7 µg/mL	+/- 14.5394 +/- 150.8792 +/- 151.2374	µg/mL µg/mL µg/mL	Gravimetric Unstressed Stressed
22	Cyclohexane **CAS #** 110-82-7.SEC **Purity** 99%	(Lot YADRA)	2,501.0 µg/mL	+/- 14.5410 +/- 150.8964 +/- 151.2547	µg/mL µg/mL µg/mL	Gravimetric Unstressed Stressed
23	1,1-Dichloropropene **CAS #** 563-58-6.SEC **Purity** 96%	(Lot 5221100)	2,501.3 µg/mL	+/- 14.5427 +/- 150.9133 +/- 151.2716	µg/mL µg/mL µg/mL	Gravimetric Unstressed Stressed

24	Carbon tetrachloride **CAS #** 56-23-5.SEC **Purity** 99%	(Lot 11466)	2,500.5 µg/mL	+/- 14.5381 +/- 150.8662 +/- 151.2244	µg/mL µg/mL µg/mL	Gravimetric Unstressed Stressed
25	n-Heptane (C7) **CAS #** 142-82-5.SEC **Purity** 99%	(Lot OGM01)	2,500.5 µg/mL	+/- 14.5381 +/- 150.8662 +/- 151.2244	µg/mL µg/mL µg/mL	Gravimetric Unstressed Stressed
26	1,2-Dichloroethane **CAS #** 107-06-2.SEC **Purity** 99%	(Lot FO6PK)	2,500.1 µg/mL	+/- 14.5359 +/- 150.8436 +/- 151.2017	µg/mL µg/mL µg/mL	Gravimetric Unstressed Stressed
27	Benzene **CAS #** 71-43-2.SEC **Purity** 99%	(Lot B28Y008)	2,501.5 µg/mL	+/- 14.5439 +/- 150.9266 +/- 151.2849	µg/mL µg/mL µg/mL	Gravimetric Unstressed Stressed
28	Trichloroethene **CAS #** 79-01-6.SEC **Purity** 99%	(Lot H04X050)	2,501.0 µg/mL	+/- 14.5410 +/- 150.8964 +/- 151.2547	µg/mL µg/mL µg/mL	Gravimetric Unstressed Stressed
29	Methylcyclohexane **CAS #** 108-87-2.SEC **Purity** 99%	(Lot 24MSD-CD)	2,500.9 µg/mL	+/- 14.5403 +/- 150.8889 +/- 151.2471	µg/mL µg/mL µg/mL	Gravimetric Unstressed Stressed
30	1,2-Dichloropropane **CAS #** 78-87-5.SEC **Purity** 99%	(Lot OGG01)	2,501.1 µg/mL	+/- 14.5418 +/- 150.9040 +/- 151.2622	µg/mL µg/mL µg/mL	Gravimetric Unstressed Stressed
31	1,4-Dioxane **CAS #** 123-91-1.SEC **Purity** 99%	(Lot MUFZH)	50,007.1 µg/mL	+/- 290.7305 +/- 3,017.1500 +/- 3,024.3132	µg/mL µg/mL µg/mL	Gravimetric Unstressed Stressed
32	Dibromomethane **CAS #** 74-95-3.SEC **Purity** 99%	(Lot FGI01-OICH)	2,501.6 µg/mL	+/- 14.5447 +/- 150.9341 +/- 151.2925	µg/mL µg/mL µg/mL	Gravimetric Unstressed Stressed
33	cis-1,3-Dichloropropene **CAS #** 10061-01-5.SEC **Purity** 99%	(Lot 487OA)	2,500.1 µg/mL	+/- 14.5359 +/- 150.8436 +/- 151.2017	µg/mL µg/mL µg/mL	Gravimetric Unstressed Stressed
34	Toluene **CAS #** 108-88-3.SEC **Purity** 99%	(Lot YND2B-BD)	2,500.0 µg/mL	+/- 14.5352 +/- 150.8361 +/- 151.1942	µg/mL µg/mL µg/mL	Gravimetric Unstressed Stressed
35	Ethyl methacrylate **CAS #** 97-63-2.SEC **Purity** 99%	(Lot MLWYK-LS)	2,500.5 µg/mL	+/- 14.5381 +/- 150.8662 +/- 151.2244	µg/mL µg/mL µg/mL	Gravimetric Unstressed Stressed
36	trans-1,3-Dichloropropene **CAS #** 10061-02-6.SEC **Purity** 99%	(Lot ZDMSL)	2,500.5 µg/mL	+/- 14.5381 +/- 150.8662 +/- 151.2244	µg/mL µg/mL µg/mL	Gravimetric Unstressed Stressed
37	1,1,2-Trichloroethane **CAS #** 79-00-5.SEC **Purity** 98%	(Lot 5034600)	2,500.8 µg/mL	+/- 14.5401 +/- 150.8866 +/- 151.2448	µg/mL µg/mL µg/mL	Gravimetric Unstressed Stressed
38	1,3-Dichloropropane **CAS #** 142-28-9.SEC **Purity** 99%	(Lot AGN01-EFPC)	2,500.5 µg/mL	+/- 14.5381 +/- 150.8662 +/- 151.2244	µg/mL µg/mL µg/mL	Gravimetric Unstressed Stressed
39	Tetrachloroethene **CAS #** 127-18-4.SEC **Purity** 99%	(Lot F09W014)	2,501.3 µg/mL	+/- 14.5425 +/- 150.9115 +/- 151.2698	µg/mL µg/mL µg/mL	Gravimetric Unstressed Stressed

40	Dibromochloromethane **CAS #** 124-48-1.SEC **Purity** 97%	(Lot 10181507)	2,500.4 µg/mL	+/- 14.5376 +/- 150.8613 +/- 151.2194	µg/mL µg/mL µg/mL	Gravimetric Unstressed Stressed
41	1,2-Dibromoethane (EDB) **CAS #** 106-93-4.SEC **Purity** 99%	(Lot 3505900)	2,500.5 µg/mL	+/- 14.5381 +/- 150.8662 +/- 151.2244	µg/mL µg/mL µg/mL	Gravimetric Unstressed Stressed
42	Chlorobenzene **CAS #** 108-90-7.SEC **Purity** 99%	(Lot 1161936)	2,501.0 µg/mL	+/- 14.5410 +/- 150.8964 +/- 151.2547	µg/mL µg/mL µg/mL	Gravimetric Unstressed Stressed
43	m-Xylene **CAS #** 108-38-3.SEC **Purity** 99%	(Lot OUKMG-GB)	1,250.9 µg/mL	+/- 7.2727 +/- 75.4708 +/- 75.6500	µg/mL µg/mL µg/mL	Gravimetric Unstressed Stressed
44	p-Xylene **CAS #** 106-42-3.SEC **Purity** 99%	(Lot GM01)	1,250.5 µg/mL	+/- 7.2705 +/- 75.4482 +/- 75.6273	µg/mL µg/mL µg/mL	Gravimetric Unstressed Stressed
45	Ethylbenzene **CAS #** 100-41-4.SEC **Purity** 99%	(Lot PI4SE)	2,500.9 µg/mL	+/- 14.5403 +/- 150.8889 +/- 151.2471	µg/mL µg/mL µg/mL	Gravimetric Unstressed Stressed
46	1,1,1,2-Tetrachloroethane **CAS #** 630-20-6.SEC **Purity** 99%	(Lot GC01)	2,501.1 µg/mL	+/- 14.5418 +/- 150.9040 +/- 151.2622	µg/mL µg/mL µg/mL	Gravimetric Unstressed Stressed
47	o-Xylene **CAS #** 95-47-6.SEC **Purity** 99%	(Lot FGL01-KTPK)	2,500.9 µg/mL	+/- 14.5403 +/- 150.8889 +/- 151.2471	µg/mL µg/mL µg/mL	Gravimetric Unstressed Stressed
48	Styrene **CAS #** 100-42-5.SEC **Purity** 99%	(Lot OFIOL-IA)	2,500.4 µg/mL	+/- 14.5374 +/- 150.8587 +/- 151.2169	µg/mL µg/mL µg/mL	Gravimetric Unstressed Stressed
49	Isopropylbenzene (cumene) **CAS #** 98-82-8.SEC **Purity** 99%	(Lot 2PHXG-IH)	2,500.5 µg/mL	+/- 14.5381 +/- 150.8662 +/- 151.2244	µg/mL µg/mL µg/mL	Gravimetric Unstressed Stressed
50	Bromoform **CAS #** 75-25-2.SEC **Purity** 99%	(Lot 5139000)	2,502.3 µg/mL	+/- 14.5483 +/- 150.9718 +/- 151.3303	µg/mL µg/mL µg/mL	Gravimetric Unstressed Stressed
51	Bromodichloromethane **CAS #** 75-27-4.SEC **Purity** 98%	(Lot 13780)	2,500.1 µg/mL	+/- 14.5358 +/- 150.8423 +/- 151.2004	µg/mL µg/mL µg/mL	Gravimetric Unstressed Stressed
52	1,1,2,2-Tetrachloroethane **CAS #** 79-34-5.SEC **Purity** 99%	(Lot CFA4D-AQ)	2,501.3 µg/mL	+/- 14.5425 +/- 150.9115 +/- 151.2698	µg/mL µg/mL µg/mL	Gravimetric Unstressed Stressed
53	1,2,3-Trichloropropane **CAS #** 96-18-4.SEC **Purity** 98%	(Lot OGI01)	2,500.1 µg/mL	+/- 14.5358 +/- 150.8423 +/- 151.2004	µg/mL µg/mL µg/mL	Gravimetric Unstressed Stressed
54	trans-1,4-Dichloro-2-butene **CAS #** 110-57-6.SEC **Purity** 98%	(Lot 100700-3)	2,501.0 µg/mL	+/- 14.5408 +/- 150.8940 +/- 151.2522	µg/mL µg/mL µg/mL	Gravimetric Unstressed Stressed
55	n-Propylbenzene **CAS #** 103-65-1.SEC **Purity** 99%	(Lot T2HFC-IT)	2,500.0 µg/mL	+/- 14.5352 +/- 150.8361 +/- 151.1942	µg/mL µg/mL µg/mL	Gravimetric Unstressed Stressed

56	Bromobenzene		2,500.1	µg/mL	+/-	14.5359	µg/mL	Gravimetric
	CAS # 108-86-1.SEC	(Lot 2FUHG-EM)			+/-	150.8436	µg/mL	Unstressed
	Purity 99%				+/-	151.2017	µg/mL	Stressed
57	1,3,5-Trimethylbenzene		2,500.3	µg/mL	+/-	14.5367	µg/mL	Gravimetric
	CAS # 108-67-8.SEC	(Lot TOOOF)			+/-	150.8512	µg/mL	Unstressed
	Purity 99%				+/-	151.2093	µg/mL	Stressed
58	2-Chlorotoluene		2,500.9	µg/mL	+/-	14.5403	µg/mL	Gravimetric
	CAS # 95-49-8.SEC	(Lot SW8QG-AO)			+/-	150.8889	µg/mL	Unstressed
	Purity 99%				+/-	151.2471	µg/mL	Stressed
59	4-Chlorotoluene		2,500.5	µg/mL	+/-	14.5381	µg/mL	Gravimetric
	CAS # 106-43-4.SEC	(Lot P4XHJ-AO)			+/-	150.8662	µg/mL	Unstressed
	Purity 99%				+/-	151.2244	µg/mL	Stressed
60	tert-Butylbenzene		2,500.1	µg/mL	+/-	14.5359	µg/mL	Gravimetric
	CAS # 98-06-6.SEC	(Lot OGN01-CAI)			+/-	150.8436	µg/mL	Unstressed
	Purity 99%				+/-	151.2017	µg/mL	Stressed
61	1,2,4-Trimethylbenzene		2,500.4	µg/mL	+/-	14.5374	µg/mL	Gravimetric
	CAS # 95-63-6.SEC	(Lot SC7LO-QA)			+/-	150.8587	µg/mL	Unstressed
	Purity 99%				+/-	151.2169	µg/mL	Stressed
62	sec-Butylbenzene		2,501.4	µg/mL	+/-	14.5432	µg/mL	Gravimetric
	CAS # 135-98-8.SEC	(Lot OGN01-IMA)			+/-	150.9190	µg/mL	Unstressed
	Purity 99%				+/-	151.2773	µg/mL	Stressed
63	4-Isopropyltoluene (p-cymene)		2,501.3	µg/mL	+/-	14.5425	µg/mL	Gravimetric
	CAS # 99-87-6.SEC	(Lot 5221800)			+/-	150.9115	µg/mL	Unstressed
	Purity 99%				+/-	151.2698	µg/mL	Stressed
64	1,3-Dichlorobenzene		2,500.9	µg/mL	+/-	14.5403	µg/mL	Gravimetric
	CAS # 541-73-1.SEC	(Lot FMDFD)			+/-	150.8889	µg/mL	Unstressed
	Purity 99%				+/-	151.2471	µg/mL	Stressed
65	1,4-Dichlorobenzene		2,500.8	µg/mL	+/-	14.5396	µg/mL	Gravimetric
	CAS # 106-46-7.SEC	(Lot 4Y5DC)			+/-	150.8813	µg/mL	Unstressed
	Purity 99%				+/-	151.2395	µg/mL	Stressed
66	n-Butylbenzene		2,500.8	µg/mL	+/-	14.5396	µg/mL	Gravimetric
	CAS # 104-51-8.SEC	(Lot OGN01-PNP)			+/-	150.8813	µg/mL	Unstressed
	Purity 99%				+/-	151.2395	µg/mL	Stressed
67	1,2-Dichlorobenzene		2,501.0	µg/mL	+/-	14.5410	µg/mL	Gravimetric
	CAS # 95-50-1.SEC	(Lot R6QDM)			+/-	150.8964	µg/mL	Unstressed
	Purity 99%				+/-	151.2547	µg/mL	Stressed
68	1,2-Dibromo-3-chloropropane		2,501.5	µg/mL	+/-	14.5436	µg/mL	Gravimetric
	CAS # 96-12-8.SEC	(Lot LC00408V)			+/-	150.9236	µg/mL	Unstressed
	Purity 98%				+/-	151.2819	µg/mL	Stressed
69	1,2,4-Trichlorobenzene		2,502.5	µg/mL	+/-	14.5498	µg/mL	Gravimetric
	CAS # 120-82-1.SEC	(Lot 3LYYC)			+/-	150.9869	µg/mL	Unstressed
	Purity 99%				+/-	151.3454	µg/mL	Stressed
70	Hexachlorobutadiene		2,501.4	µg/mL	+/-	14.5433	µg/mL	Gravimetric
	CAS # 87-68-3.SEC	(Lot 5526800)			+/-	150.9198	µg/mL	Unstressed
	Purity 97%				+/-	151.2781	µg/mL	Stressed
71	Naphthalene		2,501.8	µg/mL	+/-	14.5454	µg/mL	Gravimetric
	CAS # 91-20-3.SEC	(Lot SKZ5N)			+/-	150.9417	µg/mL	Unstressed
	Purity 99%				+/-	151.3000	µg/mL	Stressed

72	1,2,3-Trichlorobenzene		2,500.7	µg/mL	+/-	14.5394	µg/mL	Gravimetric
	CAS # 87-61-6.SEC	(Lot A0043055)			+/-	150.8792	µg/mL	Unstressed
	Purity 98%				+/-	151.2374	µg/mL	Stressed

Solvent: P&T Methanol
CAS # 67-56-1
Purity 99%

Column:
60m x 0.25mm x 1.4µm
Rtx-502.2 (cat.#10916)

Carrier Gas:
helium-constant pressure 30 psi

Temp. Program:
40°C (hold 6 min.) to 240°C
@ 6°C/min. (hold 10 min.)

Inj. Temp:
200°C

Det. Temp:
250°C

Det. Type:
MSD

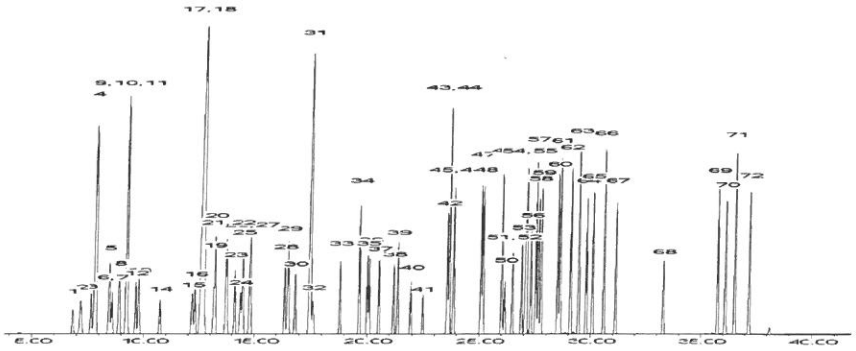

This chromatogram represents a general set of testing conditions chosen for product acceptance. For optimal results in your lab, conditions should be adjusted for your specific instrument, method, and application.

Michael J Maye

Date Mixed: 28-Dec-2016 **Balance:** 1127510105

Jennifer J Pollino

Jennifer Pollino - Operations Tech-ARM QC

Date Passed: 04-Jan-2017

Manufactured under Restek's ISO 9001:2015 Registered Quality System Certificate #FM 80397

Reagent

VM571992S_00005

Rec: 5/31/19
VM571992S-00005

RESTEK®
110 Benner Circle
Bellefonte, PA 16823-8812
Tel: (800)356-1688
Fax: (814)353-1309

www.restek.com

CERTIFIED REFERENCE MATERIAL

Certificate of Analysis

ACCREDITED
ISO 17034 Accredited
Reference Material Producer
Certificate #3222.01

ACCREDITED
ISO/IEC 17025 Accredited
Testing Laboratory
Certificate #3222.02

FOR LABORATORY USE ONLY-READ SDS PRIOR TO USE.

This Reference Material is intended for Laboratory Use Only as a standard for the qualitative and/or quantitative determination of the analyte(s) listed.

Catalog No. : 571992.SEC **Lot No.:** A0144202

Description : 8260 List 1 / Std #1 MegaMix (2017)

8260 List 1 / Std #1 MegaMix (2017) 1,250-62,500µg/mL, P&T Methanol, 1mL/ampul

Container Size : 2 mL **Pkg Amt:** > 1 mL

Expiration Date : June 30, 2021 **Storage:** 0°C or colder

CERTIFIED VALUES

Elution Order	Compound	Grav. Conc. (weight/volume)	Expanded Uncertainty (95% C.L.; K=2)	
1	Diethyl ether (ethyl ether) **CAS #** 60-29-7.SEC (Lot F23X068) **Purity** 98%	2,517.0 µg/mL	+/- 14.6339 µg/mL +/- 151.8598 µg/mL +/- 152.2203 µg/mL	Gravimetric Unstressed Stressed
2	1,1,2-Trichlorotrifluoroethane (CFC-113) **CAS #** 76-13-1.SEC (Lot 18342) **Purity** 99%	2,506.7 µg/mL	+/- 14.5740 µg/mL +/- 151.2383 µg/mL +/- 151.5974 µg/mL	Gravimetric Unstressed Stressed
3	1,1-Dichloroethene **CAS #** 75-35-4.SEC (Lot 7692300) **Purity** 99%	2,503.3 µg/mL	+/- 14.5546 µg/mL +/- 151.0372 µg/mL +/- 151.3958 µg/mL	Gravimetric Unstressed Stressed
4	tert-Butanol (TBA) **CAS #** 75-65-0.SEC (Lot XYXDO) **Purity** 98%	25,000.8 µg/mL	+/- 145.3491 µg/mL +/- 1,508.4071 µg/mL +/- 1,511.9883 µg/mL	Gravimetric Unstressed Stressed
5	Methyl acetate **CAS #** 79-20-9.SEC (Lot UCNEL) **Purity** 99%	5,002.3 µg/mL	+/- 29.0840 µg/mL +/- 301.8129 µg/mL +/- 302.5295 µg/mL	Gravimetric Unstressed Stressed
6	Iodomethane (methyl iodide) **CAS #** 74-88-4.SEC (Lot Y25A027) **Purity** 99%	2,503.5 µg/mL	+/- 14.5556 µg/mL +/- 151.0472 µg/mL +/- 151.4059 µg/mL	Gravimetric Unstressed Stressed
7	Allyl chloride (3-chloropropene) **CAS #** 107-05-1.SEC (Lot H3HGC) **Purity** 99%	2,511.7 µg/mL	+/- 14.6030 µg/mL +/- 151.5400 µg/mL +/- 151.8998 µg/mL	Gravimetric Unstressed Stressed

8	Methylene chloride (dichloromethane) **CAS #** 75-09-2.SEC (Lot FGM02) **Purity** 99%		2,506.7 µg/mL	+/- 14.5740 +/- 151.2383 +/- 151.5974	µg/mL µg/mL µg/mL	Gravimetric Unstressed Stressed
9	Carbon disulfide **CAS #** 75-15-0.SEC (Lot MKBL1376V) **Purity** 99%		2,500.7 µg/mL	+/- 14.5391 +/- 150.8763 +/- 151.2345	µg/mL µg/mL µg/mL	Gravimetric Unstressed Stressed
10	Acrylonitrile **CAS #** 107-13-1.SEC (Lot UERIL) **Purity** 99%		25,001.2 µg/mL	+/- 145.3513 +/- 1,508.4304 +/- 1,512.0117	µg/mL µg/mL µg/mL	Gravimetric Unstressed Stressed
11	Methyl-tert-butyl ether (MTBE) **CAS #** 1634-04-4.SEC (Lot ZHKYA) **Purity** 99%		2,501.5 µg/mL	+/- 14.5439 +/- 150.9266 +/- 151.2849	µg/mL µg/mL µg/mL	Gravimetric Unstressed Stressed
12	cis-1,2-Dichloroethene **CAS #** 156-59-2.SEC (Lot HGC01-BLKT) **Purity** 98%		2,501.3 µg/mL	+/- 14.5427 +/- 150.9137 +/- 151.2720	µg/mL µg/mL µg/mL	Gravimetric Unstressed Stressed
13	n-Hexane (C6) **CAS #** 110-54-3.SEC (Lot K24W001) **Purity** 97%		2,503.2 µg/mL	+/- 14.5541 +/- 151.0320 +/- 151.3905	µg/mL µg/mL µg/mL	Gravimetric Unstressed Stressed
14	1,1-Dichloroethane **CAS #** 75-34-3.SEC (Lot 5379000) **Purity** 99%		2,502.0 µg/mL	+/- 14.5468 +/- 150.9567 +/- 151.3151	µg/mL µg/mL µg/mL	Gravimetric Unstressed Stressed
15	2,2-Dichloropropane **CAS #** 594-20-7.SEC (Lot I7E8E) **Purity** 98%		2,503.2 µg/mL	+/- 14.5541 +/- 151.0320 +/- 151.3905	µg/mL µg/mL µg/mL	Gravimetric Unstressed Stressed
16	trans-1,2-Dichloroethene **CAS #** 156-60-5.SEC (Lot TS5UB) **Purity** 97%		2,501.0 µg/mL	+/- 14.5409 +/- 150.8954 +/- 151.2537	µg/mL µg/mL µg/mL	Gravimetric Unstressed Stressed
17	Isobutanol (2-Methyl-1-propanol) **CAS #** 78-83-1.SEC (Lot PH2XK) **Purity** 99%		62,508.3 µg/mL	+/- 363.4098 +/- 3,771.4029 +/- 3,780.3569	µg/mL µg/mL µg/mL	Gravimetric Unstressed Stressed
18	Chloroform **CAS #** 67-66-3.SEC (Lot 1297547) **Purity** 99%		2,500.5 µg/mL	+/- 14.5381 +/- 150.8662 +/- 151.2244	µg/mL µg/mL µg/mL	Gravimetric Unstressed Stressed
19	Bromochloromethane **CAS #** 74-97-5.SEC (Lot 5670200) **Purity** 99%		2,507.0 µg/mL	+/- 14.5759 +/- 151.2584 +/- 151.6175	µg/mL µg/mL µg/mL	Gravimetric Unstressed Stressed
20	Tetrahydrofuran **CAS #** 109-99-9.SEC (Lot 8DAOJ) **Purity** 99%		5,006.7 µg/mL	+/- 29.1092 +/- 302.0744 +/- 302.7916	µg/mL µg/mL µg/mL	Gravimetric Unstressed Stressed
21	1,1,1-Trichloroethane **CAS #** 71-55-6.SEC (Lot 7998000) **Purity** 99%		2,507.7 µg/mL	+/- 14.5798 +/- 151.2986 +/- 151.6579	µg/mL µg/mL µg/mL	Gravimetric Unstressed Stressed
22	Cyclohexane **CAS #** 110-82-7.SEC (Lot YADRA) **Purity** 99%		2,508.0 µg/mL	+/- 14.5817 +/- 151.3188 +/- 151.6780	µg/mL µg/mL µg/mL	Gravimetric Unstressed Stressed
23	1,1-Dichloropropene **CAS #** 563-58-6.SEC (Lot 5221100) **Purity** 96%		2,502.4 µg/mL	+/- 14.5492 +/- 150.9809 +/- 151.3393	µg/mL µg/mL µg/mL	Gravimetric Unstressed Stressed

24	Carbon tetrachloride		2,510.3 µg/mL	+/-	14.5953	µg/mL	Gravimetric
	CAS # 56-23-5.SEC	(Lot 11466)		+/-	151.4595	µg/mL	Unstressed
	Purity 99%			+/-	151.8191	µg/mL	Stressed
25	n-Heptane (C7)		2,511.8 µg/mL	+/-	14.6040	µg/mL	Gravimetric
	CAS # 142-82-5.SEC	(Lot TFHUC)		+/-	151.5500	µg/mL	Unstressed
	Purity 99%			+/-	151.9098	µg/mL	Stressed
26	1,2-Dichloroethane		2,501.3 µg/mL	+/-	14.5430	µg/mL	Gravimetric
	CAS # 107-06-2.SEC	(Lot FO6PK)		+/-	150.9165	µg/mL	Unstressed
	Purity 99%			+/-	151.2748	µg/mL	Stressed
27	Benzene		2,504.8 µg/mL	+/-	14.5633	µg/mL	Gravimetric
	CAS # 71-43-2.SEC	(Lot B28Y008)		+/-	151.1277	µg/mL	Unstressed
	Purity 99%			+/-	151.4865	µg/mL	Stressed
28	Trichloroethene		2,508.7 µg/mL	+/-	14.5856	µg/mL	Gravimetric
	CAS # 79-01-6.SEC	(Lot H04X050)		+/-	151.3590	µg/mL	Unstressed
	Purity 99%			+/-	151.7183	µg/mL	Stressed
29	Methylcyclohexane		2,504.5 µg/mL	+/-	14.5614	µg/mL	Gravimetric
	CAS # 108-87-2.SEC	(Lot Q02QG)		+/-	151.1076	µg/mL	Unstressed
	Purity 99%			+/-	151.4663	µg/mL	Stressed
30	1,2-Dichloropropane		2,504.0 µg/mL	+/-	14.5585	µg/mL	Gravimetric
	CAS # 78-87-5.SEC	(Lot ERRBI-RH)		+/-	151.0774	µg/mL	Unstressed
	Purity 99%			+/-	151.4361	µg/mL	Stressed
31	1,4-Dioxane		50,008.0 µg/mL	+/-	290.7356	µg/mL	Gravimetric
	CAS # 123-91-1.SEC	(Lot YVP2C)		+/-	3,017.2028	µg/mL	Unstressed
	Purity 99%			+/-	3,024.3661	µg/mL	Stressed
32	Dibromomethane		2,509.5 µg/mL	+/-	14.5904	µg/mL	Gravimetric
	CAS # 74-95-3.SEC	(Lot FGI01-OICH)		+/-	151.4093	µg/mL	Unstressed
	Purity 99%			+/-	151.7687	µg/mL	Stressed
33	cis-1,3-Dichloropropene		2,502.0 µg/mL	+/-	14.5468	µg/mL	Gravimetric
	CAS # 10061-01-5.SEC	(Lot 487OA)		+/-	150.9567	µg/mL	Unstressed
	Purity 99%			+/-	151.3151	µg/mL	Stressed
34	Toluene		2,501.5 µg/mL	+/-	14.5439	µg/mL	Gravimetric
	CAS # 108-88-3.SEC	(Lot YND2B-BD)		+/-	150.9266	µg/mL	Unstressed
	Purity 99%			+/-	151.2849	µg/mL	Stressed
35	Ethyl methacrylate		2,508.8 µg/mL	+/-	14.5866	µg/mL	Gravimetric
	CAS # 97-63-2.SEC	(Lot MLWYK-LS)		+/-	151.3690	µg/mL	Unstressed
	Purity 99%			+/-	151.7284	µg/mL	Stressed
36	trans-1,3-Dichloropropene		2,502.9 µg/mL	+/-	14.5520	µg/mL	Gravimetric
	CAS # 10061-02-6.SEC	(Lot ZDMSL)		+/-	151.0098	µg/mL	Unstressed
	Purity 96%			+/-	151.3684	µg/mL	Stressed
37	1,1,2-Trichloroethane		2,502.5 µg/mL	+/-	14.5498	µg/mL	Gravimetric
	CAS # 79-00-5.SEC	(Lot 7871500)		+/-	150.9869	µg/mL	Unstressed
	Purity 99%			+/-	151.3454	µg/mL	Stressed
38	1,3-Dichloropropane		2,502.7 µg/mL	+/-	14.5507	µg/mL	Gravimetric
	CAS # 142-28-9.SEC	(Lot AGN01-EFPC)		+/-	150.9970	µg/mL	Unstressed
	Purity 99%			+/-	151.3555	µg/mL	Stressed
39	Tetrachloroethene		2,505.0 µg/mL	+/-	14.5643	µg/mL	Gravimetric
	CAS # 127-18-4.SEC	(Lot F09W014)		+/-	151.1378	µg/mL	Unstressed
	Purity 99%			+/-	151.4966	µg/mL	Stressed

40	Dibromochloromethane		2,502.4 µg/mL	+/-	14.5494	µg/mL	Gravimetric
	CAS # 124-48-1.SEC	(Lot 10206360)		+/-	150.9832	µg/mL	Unstressed
	Purity 97%			+/-	151.3417	µg/mL	Stressed
41	1,2-Dibromoethane (EDB)		2,503.3 µg/mL	+/-	14.5546	µg/mL	Gravimetric
	CAS # 106-93-4.SEC	(Lot 3505900)		+/-	151.0372	µg/mL	Unstressed
	Purity 99%			+/-	151.3958	µg/mL	Stressed
42	Chlorobenzene		2,504.8 µg/mL	+/-	14.5633	µg/mL	Gravimetric
	CAS # 108-90-7.SEC	(Lot 1161936)		+/-	151.1277	µg/mL	Unstressed
	Purity 99%			+/-	151.4865	µg/mL	Stressed
43	m-Xylene		1,251.7 µg/mL	+/-	7.2941	µg/mL	Gravimetric
	CAS # 108-38-3.SEC	(Lot OUKMG-GB)		+/-	75.5202	µg/mL	Unstressed
	Purity 99%			+/-	75.6995	µg/mL	Stressed
44	p-Xylene		1,253.7 µg/mL	+/-	7.3058	µg/mL	Gravimetric
	CAS # 106-42-3.SEC	(Lot GM01)		+/-	75.6409	µg/mL	Unstressed
	Purity 99%			+/-	75.8205	µg/mL	Stressed
45	Ethylbenzene		2,503.5 µg/mL	+/-	14.5556	µg/mL	Gravimetric
	CAS # 100-41-4.SEC	(Lot PI4SE)		+/-	151.0472	µg/mL	Unstressed
	Purity 99%			+/-	151.4059	µg/mL	Stressed
46	1,1,1,2-Tetrachloroethane		2,506.7 µg/mL	+/-	14.5740	µg/mL	Gravimetric
	CAS # 630-20-6.SEC	(Lot GC01)		+/-	151.2383	µg/mL	Unstressed
	Purity 99%			+/-	151.5974	µg/mL	Stressed
47	o-Xylene		2,504.2 µg/mL	+/-	14.5594	µg/mL	Gravimetric
	CAS # 95-47-6.SEC	(Lot FGL01)		+/-	151.0875	µg/mL	Unstressed
	Purity 99%			+/-	151.4462	µg/mL	Stressed
48	Styrene		2,507.2 µg/mL	+/-	14.5769	µg/mL	Gravimetric
	CAS # 100-42-5.SEC	(Lot OFIOL-IA)		+/-	151.2685	µg/mL	Unstressed
	Purity 99%			+/-	151.6276	µg/mL	Stressed
49	Isopropylbenzene (cumene)		2,505.2 µg/mL	+/-	14.5653	µg/mL	Gravimetric
	CAS # 98-82-8.SEC	(Lot 2PHXG-IH)		+/-	151.1478	µg/mL	Unstressed
	Purity 99%			+/-	151.5067	µg/mL	Stressed
50	Bromoform		2,500.5 µg/mL	+/-	14.5381	µg/mL	Gravimetric
	CAS # 75-25-2.SEC	(Lot 5461400)		+/-	150.8661	µg/mL	Unstressed
	Purity 97%			+/-	151.2243	µg/mL	Stressed
51	Bromodichloromethane		2,501.3 µg/mL	+/-	14.5427	µg/mL	Gravimetric
	CAS # 75-27-4.SEC	(Lot 13780)		+/-	150.9137	µg/mL	Unstressed
	Purity 98%			+/-	151.2720	µg/mL	Stressed
52	1,1,2,2-Tetrachloroethane		2,502.0 µg/mL	+/-	14.5468	µg/mL	Gravimetric
	CAS # 79-34-5.SEC	(Lot CFA4D-AQ)		+/-	150.9567	µg/mL	Unstressed
	Purity 99%			+/-	151.3151	µg/mL	Stressed
53	1,2,3-Trichloropropane		2,505.7 µg/mL	+/-	14.5682	µg/mL	Gravimetric
	CAS # 96-18-4.SEC	(Lot GUHZN)		+/-	151.1780	µg/mL	Unstressed
	Purity 99%			+/-	151.5369	µg/mL	Stressed
54	trans-1,4-Dichloro-2-butene		2,514.2 µg/mL	+/-	14.6177	µg/mL	Gravimetric
	CAS # 110-57-6.SEC	(Lot 100700-3)		+/-	151.6922	µg/mL	Unstressed
	Purity 98%			+/-	152.0524	µg/mL	Stressed
55	n-Propylbenzene		2,503.7 µg/mL	+/-	14.5565	µg/mL	Gravimetric
	CAS # 103-65-1.SEC	(Lot T2HFC)		+/-	151.0573	µg/mL	Unstressed
	Purity 99%			+/-	151.4159	µg/mL	Stressed

56	Bromobenzene		2,506.2	µg/mL	+/-	14.5711	µg/mL	Gravimetric
	CAS # 108-86-1.SEC	(Lot 2FUHG-EM)			+/-	151.2081	µg/mL	Unstressed
	Purity 99%				+/-	151.5671	µg/mL	Stressed
57	1,3,5-Trimethylbenzene		2,510.0	µg/mL	+/-	14.5934	µg/mL	Gravimetric
	CAS # 108-67-8.SEC	(Lot FGH02-CMLN)			+/-	151.4394	µg/mL	Unstressed
	Purity 99%				+/-	151.7990	µg/mL	Stressed
58	2-Chlorotoluene		2,504.7	µg/mL	+/-	14.5623	µg/mL	Gravimetric
	CAS # 95-49-8.SEC	(Lot SW8QG-AO)			+/-	151.1176	µg/mL	Unstressed
	Purity 99%				+/-	151.4764	µg/mL	Stressed
59	4-Chlorotoluene		2,509.2	µg/mL	+/-	14.5885	µg/mL	Gravimetric
	CAS # 106-43-4.SEC	(Lot P4XHJ-AO)			+/-	151.3891	µg/mL	Unstressed
	Purity 99%				+/-	151.7486	µg/mL	Stressed
60	tert-Butylbenzene		2,505.8	µg/mL	+/-	14.5691	µg/mL	Gravimetric
	CAS # 98-06-6.SEC	(Lot D6OHC)			+/-	151.1880	µg/mL	Unstressed
	Purity 99%				+/-	151.5470	µg/mL	Stressed
61	1,2,4-Trimethylbenzene		2,508.7	µg/mL	+/-	14.5856	µg/mL	Gravimetric
	CAS # 95-63-6.SEC	(Lot JMIYD)			+/-	151.3590	µg/mL	Unstressed
	Purity 99%				+/-	151.7183	µg/mL	Stressed
62	sec-Butylbenzene		2,504.7	µg/mL	+/-	14.5623	µg/mL	Gravimetric
	CAS # 135-98-8.SEC	(Lot OGN01-IMA)			+/-	151.1176	µg/mL	Unstressed
	Purity 99%				+/-	151.4764	µg/mL	Stressed
63	4-Isopropyltoluene (p-cymene)		2,500.3	µg/mL	+/-	14.5372	µg/mL	Gravimetric
	CAS # 99-87-6.SEC	(Lot 6628200)			+/-	150.8562	µg/mL	Unstressed
	Purity 99%				+/-	151.2143	µg/mL	Stressed
64	1,3-Dichlorobenzene		2,506.3	µg/mL	+/-	14.5720	µg/mL	Gravimetric
	CAS # 541-73-1.SEC	(Lot FMDFD)			+/-	151.2182	µg/mL	Unstressed
	Purity 99%				+/-	151.5772	µg/mL	Stressed
65	1,4-Dichlorobenzene		2,509.8	µg/mL	+/-	14.5924	µg/mL	Gravimetric
	CAS # 106-46-7.SEC	(Lot 4Y5DC)			+/-	151.4294	µg/mL	Unstressed
	Purity 99%				+/-	151.7889	µg/mL	Stressed
66	n-Butylbenzene		2,513.7	µg/mL	+/-	14.6147	µg/mL	Gravimetric
	CAS # 104-51-8.SEC	(Lot MMPGA)			+/-	151.6607	µg/mL	Unstressed
	Purity 99%				+/-	152.0207	µg/mL	Stressed
67	1,2-Dichlorobenzene		2,501.8	µg/mL	+/-	14.5459	µg/mL	Gravimetric
	CAS # 95-50-1.SEC	(Lot R6QDM)			+/-	150.9467	µg/mL	Unstressed
	Purity 99%				+/-	151.3051	µg/mL	Stressed
68	1,2-Dibromo-3-chloropropane		2,508.5	µg/mL	+/-	14.5845	µg/mL	Gravimetric
	CAS # 96-12-8.SEC	(Lot LC00408V)			+/-	151.3473	µg/mL	Unstressed
	Purity 98%				+/-	151.7066	µg/mL	Stressed
69	1,2,4-Trichlorobenzene		2,503.3	µg/mL	+/-	14.5546	µg/mL	Gravimetric
	CAS # 120-82-1.SEC	(Lot 3LYYC)			+/-	151.0372	µg/mL	Unstressed
	Purity 99%				+/-	151.3958	µg/mL	Stressed
70	Hexachlorobutadiene		2,504.4	µg/mL	+/-	14.5607	µg/mL	Gravimetric
	CAS # 87-68-3.SEC	(Lot 5526800)			+/-	151.1002	µg/mL	Unstressed
	Purity 97%				+/-	151.4590	µg/mL	Stressed
71	Naphthalene		2,503.3	µg/mL	+/-	14.5546	µg/mL	Gravimetric
	CAS # 91-20-3.SEC	(Lot 4KW3H-OO)			+/-	151.0372	µg/mL	Unstressed
	Purity 99%				+/-	151.3958	µg/mL	Stressed

72	1,2,3-Trichlorobenzene		2,512.2 µg/mL	+/-	14.6063	µg/mL	Gravimetric
	CAS # 87-61-6.SEC	(Lot A0043055)		+/-	151.5740	µg/mL	Unstressed
	Purity 98%			+/-	151.9338	µg/mL	Stressed

Solvent: P&T Methanol
CAS # 67-56-1
Purity 99%

Column:
60m x 0.25mm x 1.4µm
Rtx-502.2 (cat.#10916)

Carrier Gas:
helium-constant pressure 30 psi

Temp. Program:
40°C (hold 6 min.) to 240°C
@ 6°C/min. (hold 10 min.)

Inj. Temp:
200°C

Det. Temp:
250°C

Det. Type:
MSD

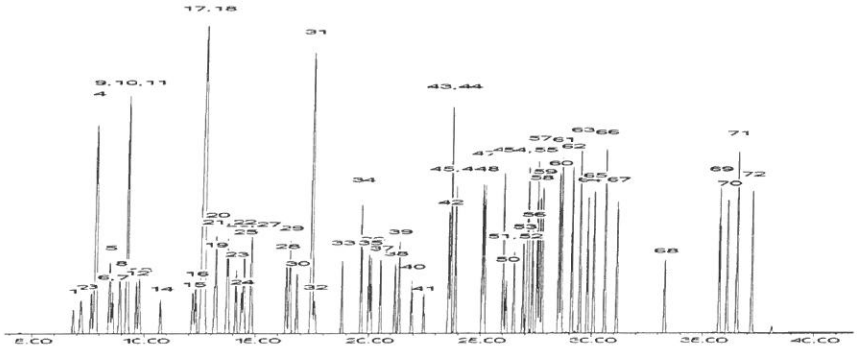

This chromatogram represents a general set of testing conditions chosen for product acceptance. For optimal results in your lab, conditions should be adjusted for your specific instrument, method, and application.

Brandon Reish - Mix Technician

Date Mixed: 17-Dec-2018 **Balance:** 1127510105

Diane Shaffer - Operations Tech-ARM QC

Date Passed: 21-Dec-2018

Manufactured under Restek's ISO 9001:2015 Registered Quality System Certificate #FM 80397

Reagent

VM571992S_00006

Rec: 9/9/19
VM571992S-00006

RESTEK
110 Benner Circle
Bellefonte, PA 16823-8812
Tel: (800)356-1688
Fax: (814)353-1309

www.restek.com

CERTIFIED REFERENCE MATERIAL

Certificate of Analysis

ACCREDITED
ISO 17034 Accredited
Reference Material Producer
Certificate #3222.01

ACCREDITED
ISO/IEC 17025 Accredited
Testing Laboratory
Certificate #3222.02

FOR LABORATORY USE ONLY-READ SDS PRIOR TO USE.

This Reference Material is intended for Laboratory Use Only as a standard for the qualitative and/or quantitative determination of the analyte(s) listed.

Catalog No. : 571992.SEC **Lot No.:** A0144202

Description : 8260 List 1 / Std #1 MegaMix (2017)

8260 List 1 / Std #1 MegaMix (2017) 1,250-62,500µg/mL, P&T Methanol, 1mL/ampul

Container Size : 2 mL **Pkg Amt:** > 1 mL

Expiration Date : June 30, 2021 **Storage:** 0°C or colder

CERTIFIED VALUES

Elution Order	Compound	Grav. Conc. (weight/volume)	Expanded Uncertainty (95% C.L.; K=2)	
1	Diethyl ether (ethyl ether) **CAS #** 60-29-7.SEC (Lot F23X068) **Purity** 98%	2,517.0 µg/mL	+/- 14.6339 µg/mL +/- 151.8598 µg/mL +/- 152.2203 µg/mL	Gravimetric Unstressed Stressed
2	1,1,2-Trichlorotrifluoroethane (CFC-113) **CAS #** 76-13-1.SEC (Lot 18342) **Purity** 99%	2,506.7 µg/mL	+/- 14.5740 µg/mL +/- 151.2383 µg/mL +/- 151.5974 µg/mL	Gravimetric Unstressed Stressed
3	1,1-Dichloroethene **CAS #** 75-35-4.SEC (Lot 7692300) **Purity** 99%	2,503.3 µg/mL	+/- 14.5546 µg/mL +/- 151.0372 µg/mL +/- 151.3958 µg/mL	Gravimetric Unstressed Stressed
4	tert-Butanol (TBA) **CAS #** 75-65-0.SEC (Lot XYXDO) **Purity** 98%	25,000.8 µg/mL	+/- 145.3491 µg/mL +/- 1,508.4071 µg/mL +/- 1,511.9883 µg/mL	Gravimetric Unstressed Stressed
5	Methyl acetate **CAS #** 79-20-9.SEC (Lot UCNEL) **Purity** 99%	5,002.3 µg/mL	+/- 29.0840 µg/mL +/- 301.8129 µg/mL +/- 302.5295 µg/mL	Gravimetric Unstressed Stressed
6	Iodomethane (methyl iodide) **CAS #** 74-88-4.SEC (Lot Y25A027) **Purity** 99%	2,503.5 µg/mL	+/- 14.5556 µg/mL +/- 151.0472 µg/mL +/- 151.4059 µg/mL	Gravimetric Unstressed Stressed
7	Allyl chloride (3-chloropropene) **CAS #** 107-05-1.SEC (Lot H3HGC) **Purity** 99%	2,511.7 µg/mL	+/- 14.6030 µg/mL +/- 151.5400 µg/mL +/- 151.8998 µg/mL	Gravimetric Unstressed Stressed

8	Methylene chloride (dichloromethane) **CAS #** 75-09-2.SEC **Purity** 99%	(Lot FGM02)	2,506.7 µg/mL	+/- 14.5740 +/- 151.2383 +/- 151.5974	µg/mL µg/mL µg/mL	Gravimetric Unstressed Stressed
9	Carbon disulfide **CAS #** 75-15-0.SEC **Purity** 99%	(Lot MKBL1376V)	2,500.7 µg/mL	+/- 14.5391 +/- 150.8763 +/- 151.2345	µg/mL µg/mL µg/mL	Gravimetric Unstressed Stressed
10	Acrylonitrile **CAS #** 107-13-1.SEC **Purity** 99%	(Lot UERIL)	25,001.2 µg/mL	+/- 145.3513 +/- 1,508.4304 +/- 1,512.0117	µg/mL µg/mL µg/mL	Gravimetric Unstressed Stressed
11	Methyl-tert-butyl ether (MTBE) **CAS #** 1634-04-4.SEC **Purity** 99%	(Lot ZHKYA)	2,501.5 µg/mL	+/- 14.5439 +/- 150.9266 +/- 151.2849	µg/mL µg/mL µg/mL	Gravimetric Unstressed Stressed
12	cis-1,2-Dichloroethene **CAS #** 156-59-2.SEC **Purity** 98%	(Lot HGC01-BLKT)	2,501.3 µg/mL	+/- 14.5427 +/- 150.9137 +/- 151.2720	µg/mL µg/mL µg/mL	Gravimetric Unstressed Stressed
13	n-Hexane (C6) **CAS #** 110-54-3.SEC **Purity** 97%	(Lot K24W001)	2,503.2 µg/mL	+/- 14.5541 +/- 151.0320 +/- 151.3905	µg/mL µg/mL µg/mL	Gravimetric Unstressed Stressed
14	1,1-Dichloroethane **CAS #** 75-34-3.SEC **Purity** 99%	(Lot 5379000)	2,502.0 µg/mL	+/- 14.5468 +/- 150.9567 +/- 151.3151	µg/mL µg/mL µg/mL	Gravimetric Unstressed Stressed
15	2,2-Dichloropropane **CAS #** 594-20-7.SEC **Purity** 98%	(Lot I7E8E)	2,503.2 µg/mL	+/- 14.5541 +/- 151.0320 +/- 151.3905	µg/mL µg/mL µg/mL	Gravimetric Unstressed Stressed
16	trans-1,2-Dichloroethene **CAS #** 156-60-5.SEC **Purity** 97%	(Lot TS5UB)	2,501.0 µg/mL	+/- 14.5409 +/- 150.8954 +/- 151.2537	µg/mL µg/mL µg/mL	Gravimetric Unstressed Stressed
17	Isobutanol (2-Methyl-1-propanol) **CAS #** 78-83-1.SEC **Purity** 99%	(Lot PH2XK)	62,508.3 µg/mL	+/- 363.4098 +/- 3,771.4029 +/- 3,780.3569	µg/mL µg/mL µg/mL	Gravimetric Unstressed Stressed
18	Chloroform **CAS #** 67-66-3.SEC **Purity** 99%	(Lot 1297547)	2,500.5 µg/mL	+/- 14.5381 +/- 150.8662 +/- 151.2244	µg/mL µg/mL µg/mL	Gravimetric Unstressed Stressed
19	Bromochloromethane **CAS #** 74-97-5.SEC **Purity** 99%	(Lot 5670200)	2,507.0 µg/mL	+/- 14.5759 +/- 151.2584 +/- 151.6175	µg/mL µg/mL µg/mL	Gravimetric Unstressed Stressed
20	Tetrahydrofuran **CAS #** 109-99-9.SEC **Purity** 99%	(Lot 8DAOJ)	5,006.7 µg/mL	+/- 29.1092 +/- 302.0744 +/- 302.7916	µg/mL µg/mL µg/mL	Gravimetric Unstressed Stressed
21	1,1,1-Trichloroethane **CAS #** 71-55-6.SEC **Purity** 99%	(Lot 7998000)	2,507.7 µg/mL	+/- 14.5798 +/- 151.2986 +/- 151.6579	µg/mL µg/mL µg/mL	Gravimetric Unstressed Stressed
22	Cyclohexane **CAS #** 110-82-7.SEC **Purity** 99%	(Lot YADRA)	2,508.0 µg/mL	+/- 14.5817 +/- 151.3188 +/- 151.6780	µg/mL µg/mL µg/mL	Gravimetric Unstressed Stressed
23	1,1-Dichloropropene **CAS #** 563-58-6.SEC **Purity** 96%	(Lot 5221100)	2,502.4 µg/mL	+/- 14.5492 +/- 150.9809 +/- 151.3393	µg/mL µg/mL µg/mL	Gravimetric Unstressed Stressed

24	Carbon tetrachloride		2,510.3	µg/mL	+/-	14.5953	µg/mL	Gravimetric
	CAS # 56-23-5.SEC	(Lot 11466)			+/-	151.4595	µg/mL	Unstressed
	Purity 99%				+/-	151.8191	µg/mL	Stressed
25	n-Heptane (C7)		2,511.8	µg/mL	+/-	14.6040	µg/mL	Gravimetric
	CAS # 142-82-5.SEC	(Lot TFHUC)			+/-	151.5500	µg/mL	Unstressed
	Purity 99%				+/-	151.9098	µg/mL	Stressed
26	1,2-Dichloroethane		2,501.3	µg/mL	+/-	14.5430	µg/mL	Gravimetric
	CAS # 107-06-2.SEC	(Lot FO6PK)			+/-	150.9165	µg/mL	Unstressed
	Purity 99%				+/-	151.2748	µg/mL	Stressed
27	Benzene		2,504.8	µg/mL	+/-	14.5633	µg/mL	Gravimetric
	CAS # 71-43-2.SEC	(Lot B28Y008)			+/-	151.1277	µg/mL	Unstressed
	Purity 99%				+/-	151.4865	µg/mL	Stressed
28	Trichloroethene		2,508.7	µg/mL	+/-	14.5856	µg/mL	Gravimetric
	CAS # 79-01-6.SEC	(Lot H04X050)			+/-	151.3590	µg/mL	Unstressed
	Purity 99%				+/-	151.7183	µg/mL	Stressed
29	Methylcyclohexane		2,504.5	µg/mL	+/-	14.5614	µg/mL	Gravimetric
	CAS # 108-87-2.SEC	(Lot Q02QG)			+/-	151.1076	µg/mL	Unstressed
	Purity 99%				+/-	151.4663	µg/mL	Stressed
30	1,2-Dichloropropane		2,504.0	µg/mL	+/-	14.5585	µg/mL	Gravimetric
	CAS # 78-87-5.SEC	(Lot ERRBI-RH)			+/-	151.0774	µg/mL	Unstressed
	Purity 99%				+/-	151.4361	µg/mL	Stressed
31	1,4-Dioxane		50,008.0	µg/mL	+/-	290.7356	µg/mL	Gravimetric
	CAS # 123-91-1.SEC	(Lot YVP2C)			+/-	3,017.2028	µg/mL	Unstressed
	Purity 99%				+/-	3,024.3661	µg/mL	Stressed
32	Dibromomethane		2,509.5	µg/mL	+/-	14.5904	µg/mL	Gravimetric
	CAS # 74-95-3.SEC	(Lot FGI01-OICH)			+/-	151.4093	µg/mL	Unstressed
	Purity 99%				+/-	151.7687	µg/mL	Stressed
33	cis-1,3-Dichloropropene		2,502.0	µg/mL	+/-	14.5468	µg/mL	Gravimetric
	CAS # 10061-01-5.SEC	(Lot 487OA)			+/-	150.9567	µg/mL	Unstressed
	Purity 99%				+/-	151.3151	µg/mL	Stressed
34	Toluene		2,501.5	µg/mL	+/-	14.5439	µg/mL	Gravimetric
	CAS # 108-88-3.SEC	(Lot YND2B-BD)			+/-	150.9266	µg/mL	Unstressed
	Purity 99%				+/-	151.2849	µg/mL	Stressed
35	Ethyl methacrylate		2,508.8	µg/mL	+/-	14.5866	µg/mL	Gravimetric
	CAS # 97-63-2.SEC	(Lot MLWYK-LS)			+/-	151.3690	µg/mL	Unstressed
	Purity 99%				+/-	151.7284	µg/mL	Stressed
36	trans-1,3-Dichloropropene		2,502.9	µg/mL	+/-	14.5520	µg/mL	Gravimetric
	CAS # 10061-02-6.SEC	(Lot ZDMSL)			+/-	151.0098	µg/mL	Unstressed
	Purity 96%				+/-	151.3684	µg/mL	Stressed
37	1,1,2-Trichloroethane		2,502.5	µg/mL	+/-	14.5498	µg/mL	Gravimetric
	CAS # 79-00-5.SEC	(Lot 7871500)			+/-	150.9869	µg/mL	Unstressed
	Purity 99%				+/-	151.3454	µg/mL	Stressed
38	1,3-Dichloropropane		2,502.7	µg/mL	+/-	14.5507	µg/mL	Gravimetric
	CAS # 142-28-9.SEC	(Lot AGN01-EFPC)			+/-	150.9970	µg/mL	Unstressed
	Purity 99%				+/-	151.3555	µg/mL	Stressed
39	Tetrachloroethene		2,505.0	µg/mL	+/-	14.5643	µg/mL	Gravimetric
	CAS # 127-18-4.SEC	(Lot F09W014)			+/-	151.1378	µg/mL	Unstressed
	Purity 99%				+/-	151.4966	µg/mL	Stressed

40	Dibromochloromethane		2,502.4 µg/mL	+/-	14.5494	µg/mL	Gravimetric
	CAS # 124-48-1.SEC	(Lot 10206360)		+/-	150.9832	µg/mL	Unstressed
	Purity 97%			+/-	151.3417	µg/mL	Stressed
41	1,2-Dibromoethane (EDB)		2,503.3 µg/mL	+/-	14.5546	µg/mL	Gravimetric
	CAS # 106-93-4.SEC	(Lot 3505900)		+/-	151.0372	µg/mL	Unstressed
	Purity 99%			+/-	151.3958	µg/mL	Stressed
42	Chlorobenzene		2,504.8 µg/mL	+/-	14.5633	µg/mL	Gravimetric
	CAS # 108-90-7.SEC	(Lot 1161936)		+/-	151.1277	µg/mL	Unstressed
	Purity 99%			+/-	151.4865	µg/mL	Stressed
43	m-Xylene		1,251.7 µg/mL	+/-	7.2941	µg/mL	Gravimetric
	CAS # 108-38-3.SEC	(Lot OUKMG-GB)		+/-	75.5202	µg/mL	Unstressed
	Purity 99%			+/-	75.6995	µg/mL	Stressed
44	p-Xylene		1,253.7 µg/mL	+/-	7.3058	µg/mL	Gravimetric
	CAS # 106-42-3.SEC	(Lot GM01)		+/-	75.6409	µg/mL	Unstressed
	Purity 99%			+/-	75.8205	µg/mL	Stressed
45	Ethylbenzene		2,503.5 µg/mL	+/-	14.5556	µg/mL	Gravimetric
	CAS # 100-41-4.SEC	(Lot PI4SE)		+/-	151.0472	µg/mL	Unstressed
	Purity 99%			+/-	151.4059	µg/mL	Stressed
46	1,1,1,2-Tetrachloroethane		2,506.7 µg/mL	+/-	14.5740	µg/mL	Gravimetric
	CAS # 630-20-6.SEC	(Lot GC01)		+/-	151.2383	µg/mL	Unstressed
	Purity 99%			+/-	151.5974	µg/mL	Stressed
47	o-Xylene		2,504.2 µg/mL	+/-	14.5594	µg/mL	Gravimetric
	CAS # 95-47-6.SEC	(Lot FGL01)		+/-	151.0875	µg/mL	Unstressed
	Purity 99%			+/-	151.4462	µg/mL	Stressed
48	Styrene		2,507.2 µg/mL	+/-	14.5769	µg/mL	Gravimetric
	CAS # 100-42-5.SEC	(Lot OFIOL-IA)		+/-	151.2685	µg/mL	Unstressed
	Purity 99%			+/-	151.6276	µg/mL	Stressed
49	Isopropylbenzene (cumene)		2,505.2 µg/mL	+/-	14.5653	µg/mL	Gravimetric
	CAS # 98-82-8.SEC	(Lot 2PHXG-IH)		+/-	151.1478	µg/mL	Unstressed
	Purity 99%			+/-	151.5067	µg/mL	Stressed
50	Bromoform		2,500.5 µg/mL	+/-	14.5381	µg/mL	Gravimetric
	CAS # 75-25-2.SEC	(Lot 5461400)		+/-	150.8661	µg/mL	Unstressed
	Purity 97%			+/-	151.2243	µg/mL	Stressed
51	Bromodichloromethane		2,501.3 µg/mL	+/-	14.5427	µg/mL	Gravimetric
	CAS # 75-27-4.SEC	(Lot 13780)		+/-	150.9137	µg/mL	Unstressed
	Purity 98%			+/-	151.2720	µg/mL	Stressed
52	1,1,2,2-Tetrachloroethane		2,502.0 µg/mL	+/-	14.5468	µg/mL	Gravimetric
	CAS # 79-34-5.SEC	(Lot CFA4D-AQ)		+/-	150.9567	µg/mL	Unstressed
	Purity 99%			+/-	151.3151	µg/mL	Stressed
53	1,2,3-Trichloropropane		2,505.7 µg/mL	+/-	14.5682	µg/mL	Gravimetric
	CAS # 96-18-4.SEC	(Lot GUHZN)		+/-	151.1780	µg/mL	Unstressed
	Purity 99%			+/-	151.5369	µg/mL	Stressed
54	trans-1,4-Dichloro-2-butene		2,514.2 µg/mL	+/-	14.6177	µg/mL	Gravimetric
	CAS # 110-57-6.SEC	(Lot 100700-3)		+/-	151.6922	µg/mL	Unstressed
	Purity 98%			+/-	152.0524	µg/mL	Stressed
55	n-Propylbenzene		2,503.7 µg/mL	+/-	14.5565	µg/mL	Gravimetric
	CAS # 103-65-1.SEC	(Lot T2HFC)		+/-	151.0573	µg/mL	Unstressed
	Purity 99%			+/-	151.4159	µg/mL	Stressed

56	Bromobenzene		2,506.2 µg/mL	+/- 14.5711	µg/mL	Gravimetric
	CAS # 108-86-1.SEC	(Lot 2FUHG-EM)		+/- 151.2081	µg/mL	Unstressed
	Purity 99%			+/- 151.5671	µg/mL	Stressed
57	1,3,5-Trimethylbenzene		2,510.0 µg/mL	+/- 14.5934	µg/mL	Gravimetric
	CAS # 108-67-8.SEC	(Lot FGH02-CMLN)		+/- 151.4394	µg/mL	Unstressed
	Purity 99%			+/- 151.7990	µg/mL	Stressed
58	2-Chlorotoluene		2,504.7 µg/mL	+/- 14.5623	µg/mL	Gravimetric
	CAS # 95-49-8.SEC	(Lot SW8QG-AO)		+/- 151.1176	µg/mL	Unstressed
	Purity 99%			+/- 151.4764	µg/mL	Stressed
59	4-Chlorotoluene		2,509.2 µg/mL	+/- 14.5885	µg/mL	Gravimetric
	CAS # 106-43-4.SEC	(Lot P4XHJ-AO)		+/- 151.3891	µg/mL	Unstressed
	Purity 99%			+/- 151.7486	µg/mL	Stressed
60	tert-Butylbenzene		2,505.8 µg/mL	+/- 14.5691	µg/mL	Gravimetric
	CAS # 98-06-6.SEC	(Lot D6OHC)		+/- 151.1880	µg/mL	Unstressed
	Purity 99%			+/- 151.5470	µg/mL	Stressed
61	1,2,4-Trimethylbenzene		2,508.7 µg/mL	+/- 14.5856	µg/mL	Gravimetric
	CAS # 95-63-6.SEC	(Lot JMIYD)		+/- 151.3590	µg/mL	Unstressed
	Purity 99%			+/- 151.7183	µg/mL	Stressed
62	sec-Butylbenzene		2,504.7 µg/mL	+/- 14.5623	µg/mL	Gravimetric
	CAS # 135-98-8.SEC	(Lot OGN01-IMA)		+/- 151.1176	µg/mL	Unstressed
	Purity 99%			+/- 151.4764	µg/mL	Stressed
63	4-Isopropyltoluene (p-cymene)		2,500.3 µg/mL	+/- 14.5372	µg/mL	Gravimetric
	CAS # 99-87-6.SEC	(Lot 6628200)		+/- 150.8562	µg/mL	Unstressed
	Purity 99%			+/- 151.2143	µg/mL	Stressed
64	1,3-Dichlorobenzene		2,506.3 µg/mL	+/- 14.5720	µg/mL	Gravimetric
	CAS # 541-73-1.SEC	(Lot FMDFD)		+/- 151.2182	µg/mL	Unstressed
	Purity 99%			+/- 151.5772	µg/mL	Stressed
65	1,4-Dichlorobenzene		2,509.8 µg/mL	+/- 14.5924	µg/mL	Gravimetric
	CAS # 106-46-7.SEC	(Lot 4Y5DC)		+/- 151.4294	µg/mL	Unstressed
	Purity 99%			+/- 151.7889	µg/mL	Stressed
66	n-Butylbenzene		2,513.7 µg/mL	+/- 14.6147	µg/mL	Gravimetric
	CAS # 104-51-8.SEC	(Lot MMPGA)		+/- 151.6607	µg/mL	Unstressed
	Purity 99%			+/- 152.0207	µg/mL	Stressed
67	1,2-Dichlorobenzene		2,501.8 µg/mL	+/- 14.5459	µg/mL	Gravimetric
	CAS # 95-50-1.SEC	(Lot R6QDM)		+/- 150.9467	µg/mL	Unstressed
	Purity 99%			+/- 151.3051	µg/mL	Stressed
68	1,2-Dibromo-3-chloropropane		2,508.5 µg/mL	+/- 14.5845	µg/mL	Gravimetric
	CAS # 96-12-8.SEC	(Lot LC00408V)		+/- 151.3473	µg/mL	Unstressed
	Purity 98%			+/- 151.7066	µg/mL	Stressed
69	1,2,4-Trichlorobenzene		2,503.3 µg/mL	+/- 14.5546	µg/mL	Gravimetric
	CAS # 120-82-1.SEC	(Lot 3LYYC)		+/- 151.0372	µg/mL	Unstressed
	Purity 99%			+/- 151.3958	µg/mL	Stressed
70	Hexachlorobutadiene		2,504.4 µg/mL	+/- 14.5607	µg/mL	Gravimetric
	CAS # 87-68-3.SEC	(Lot 5526800)		+/- 151.1002	µg/mL	Unstressed
	Purity 97%			+/- 151.4590	µg/mL	Stressed
71	Naphthalene		2,503.3 µg/mL	+/- 14.5546	µg/mL	Gravimetric
	CAS # 91-20-3.SEC	(Lot 4KW3H-OO)		+/- 151.0372	µg/mL	Unstressed
	Purity 99%			+/- 151.3958	µg/mL	Stressed

72	1,2,3-Trichlorobenzene		2,512.2 µg/mL	+/-	14.6063	µg/mL	Gravimetric
	CAS # 87-61-6.SEC	(Lot A0043055)		+/-	151.5740	µg/mL	Unstressed
	Purity 98%			+/-	151.9338	µg/mL	Stressed

Solvent: P&T Methanol
CAS # 67-56-1
Purity 99%

Column:
60m x 0.25mm x 1.4µm
Rtx-502.2 (cat.#10916)

Carrier Gas:
helium-constant pressure 30 psi

Temp. Program:
40°C (hold 6 min.) to 240°C
@ 6°C/min. (hold 10 min.)

Inj. Temp:
200°C

Det. Temp:
250°C

Det. Type:
MSD

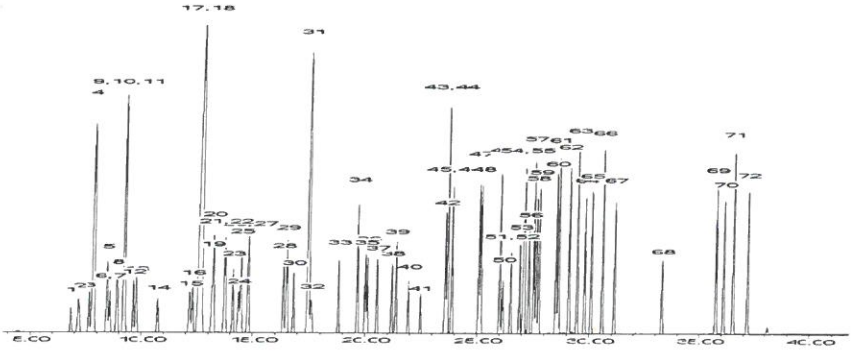

This chromatogram represents a general set of testing conditions chosen for product acceptance. For optimal results in your lab, conditions should be adjusted for your specific instrument, method, and application.

Brandon Reish - Mix Technician

Date Mixed: 17-Dec-2018 **Balance:** 1127510105

Diane Shaffer - Operations Tech-ARM QC

Date Passed: 21-Dec-2018

Manufactured under Restek's ISO 9001:2015 Registered Quality System Certificate #FM 80397

Reagent

VM571993_00003

VM571993-00003 Rec: 12/4/18

RESTEK®
110 Benner Circle
Bellefonte, PA 16823-8812
Tel: (800)356-1688
Fax: (814)353-1309

www.restek.com

CERTIFIED REFERENCE MATERIAL

Certificate of Analysis

ACCREDITED
ISO 17034 Accredited
Reference Material Producer
Certificate #3222.01

ilac-MRA

ACCREDITED
ISO/IEC 17025 Accredited
Testing Laboratory
Certificate #3222.02

FOR LABORATORY USE ONLY-READ SDS PRIOR TO USE.

This Reference Material is intended for Laboratory Use Only as a standard for the qualitative and/or quantitative determination of the analyte(s) listed.

Catalog No. : 571993 **Lot No.:** A0139911

Description : 8260 List 3/ Std#1 Polar Additions (2017)

8260 List 3/ Std#1 Polar Additions (2017) 2,500-25,000µg/mL, P&T Methanol, 1mL/ampul

Container Size : 2 mL **Pkg Amt:** > 1 mL

Expiration Date : July 31, 2020 **Storage:** 0°C or colder

CERTIFIED VALUES

Elution Order	Compound		Grav. Conc. (weight/volume)	Expanded Uncertainty (95% C.L.; K=2)		
1	Acetonitrile		25,212.5 µg/mL	+/- 147.6247 µg/mL		Gravimetric
	CAS # 75-05-8	(Lot SHBH6233)		+/- 1,247.3304 µg/mL		Unstressed
	Purity 99%			+/- 1,278.3404 µg/mL		Stressed
2	Diisopropyl ether (DIPE)		2,525.0 µg/mL	+/- 14.8181 µg/mL		Gravimetric
	CAS # 108-20-3	(Lot SHBC0391V)		+/- 124.9226 µg/mL		Unstressed
	Purity 99%			+/- 128.0281 µg/mL		Stressed
3	Ethyl-tert-butyl ether (ETBE)		2,518.5 µg/mL	+/- 14.7800 µg/mL		Gravimetric
	CAS # 637-92-3	(Lot MKCC2702)		+/- 124.6010 µg/mL		Unstressed
	Purity 99%			+/- 127.6985 µg/mL		Stressed
4	Propionitrile		25,227.5 µg/mL	+/- 147.7126 µg/mL		Gravimetric
	CAS # 107-12-0	(Lot BCBV8545)		+/- 1,248.0725 µg/mL		Unstressed
	Purity 99%			+/- 1,279.1009 µg/mL		Stressed
5	tert-Amyl alcohol		25,152.5 µg/mL	+/- 147.2734 µg/mL		Gravimetric
	CAS # 75-85-4	(Lot STBB1898V)		+/- 1,244.3621 µg/mL		Unstressed
	Purity 99%			+/- 1,275.2982 µg/mL		Stressed
6	tert-Amyl methyl ether (TAME)		2,525.0 µg/mL	+/- 14.8181 µg/mL		Gravimetric
	CAS # 994-05-8	(Lot HMBF8365V)		+/- 124.9226 µg/mL		Unstressed
	Purity 99%			+/- 128.0281 µg/mL		Stressed

Reagent

VM571993S_00005

VM571993S-00005 RCC: 12/4/18

RESTEK® CERTIFIED REFERENCE MATERIAL

110 Benner Circle
Bellefonte, PA 16823-8812
Tel: (800)356-1688
Fax: (814)353-1309

www.restek.com

Certificate of Analysis

ACCREDITED
ISO 17034 Accredited
Reference Material Producer
Certificate #3222.01

ilac-MRA

ACCREDITED
ISO/IEC 17025 Accredited
Testing Laboratory
Certificate #3222.02

FOR LABORATORY USE ONLY-READ SDS PRIOR TO USE.

This Reference Material is intended for Laboratory Use Only as a standard for the qualitative and/or quantitative determination of the analyte(s) listed.

Catalog No. : 571993.SEC **Lot No.:** A0139245

Description : 8260 List 3/ Std#1 Polar Additions (2017)

8260 List 3/ Std#1 Polar Additions (2017) 2,500-25,000µg/mL, P&T Methanol, 1mL/ampul

Container Size : 2 mL **Pkg Amt:** > 1 mL

Expiration Date : June 30, 2020 **Storage:** 0°C or colder

CERTIFIED VALUES

Elution Order	Compound	Grav. Conc. (weight/volume)	Expanded Uncertainty (95% C.L.; K=2)		
1	Acetonitrile	25,059.0 µg/mL	+/- 146.7260	µg/mL	Gravimetric
	CAS # 75-05-8.SEC (Lot 7KGDA)		+/- 1,239.7364	µg/mL	Unstressed
	Purity 99%		+/- 1,270.5575	µg/mL	Stressed
2	Diisopropyl ether (DIPE)	2,518.6 µg/mL	+/- 14.7806	µg/mL	Gravimetric
	CAS # 108-20-3.SEC (Lot LL7TN-SH)		+/- 124.6059	µg/mL	Unstressed
	Purity 98%		+/- 127.7036	µg/mL	Stressed
3	Ethyl-tert-butyl ether (ETBE)	2,508.0 µg/mL	+/- 14.7183	µg/mL	Gravimetric
	CAS # 637-92-3.SEC (Lot MHBJG-QK)		+/- 124.0815	µg/mL	Unstressed
	Purity 99%		+/- 127.1661	µg/mL	Stressed
4	Propionitrile	25,069.0 µg/mL	+/- 146.7845	µg/mL	Gravimetric
	CAS # 107-12-0.SEC (Lot SASVN)		+/- 1,240.2311	µg/mL	Unstressed
	Purity 99%		+/- 1,271.0646	µg/mL	Stressed
5	tert-Amyl alcohol	25,008.0 µg/mL	+/- 146.4273	µg/mL	Gravimetric
	CAS # 75-85-4.SEC (Lot MMGO1)		+/- 1,237.2133	µg/mL	Unstressed
	Purity 99%		+/- 1,267.9717	µg/mL	Stressed
6	tert-Amyl methyl ether (TAME)	2,501.0 µg/mL	+/- 14.6770	µg/mL	Gravimetric
	CAS # 994-05-8.SEC (Lot 7375800)		+/- 123.7332	µg/mL	Unstressed
	Purity 98%		+/- 126.8091	µg/mL	Stressed

Method 8260B

Volatile Organic Compounds (GC/MS) by Method 8260B

FORM II
GC/MS VOA SURROGATE RECOVERY

Lab Name: Eurofins TestAmerica, Canton Job No.: 240-124062-1

SDG No.:

Matrix: Solid Level: Low

GC Column (1): DB-624 ID: 0.18(mm)

Client Sample ID	Lab Sample ID	DBFM #	DCA #	TOL #	BFB #
E-SB-1796-0-1	240-124062-2	74	84	88	82
E-SB-DUP-01	240-124062-3	76	87	84	78
E-SB-1791-0-1	240-124062-4	75	84	88	75
E-SB-1791-0-1	240-124062-4	80	85	84	90
E-SB-1792-1-2	240-124062-5	77	84	84	87
WC-S-PILES-121719	240-124062-6	77	86	88	85
	MB 240-417546/7	78	84	89	100
	MB 240-417563/7	77	85	84	94
	LCS 240-417546/6	78	78	91	104
	LCS 240-417563/6	81	84	88	100
E-SB-DUP-01 MS	240-124062-3 MS	77	82	88	80
	240-124077-C-5-B MS	82	86	127 X *	62 *
E-SB-DUP-01 MSD	240-124062-3 MSD	83	89	88	99
	240-124077-C-5-C MSD	81	85	109	71

	QC LIMITS
DBFM = Dibromofluoromethane (Surr)	56-122
DCA = 1,2-Dichloroethane-d4 (Surr)	59-120
TOL = Toluene-d8 (Surr)	64-124
BFB = 4-Bromofluorobenzene (Surr)	51-127

Column to be used to flag recovery values

FORM II 8260B

FORM II
GC/MS VOA SURROGATE RECOVERY

Lab Name: Eurofins TestAmerica, Canton Job No.: 240-124062-1

SDG No.:

Matrix: Water Level: Low

GC Column (1): DB-624 ID: 0.18(mm)

Client Sample ID	Lab Sample ID	DBFM #	DCA #	TOL #	BFB #
TB-121719	240-124062-1	115	108	91	74
WC-W-PILES-121719	240-124062-7	116	116	103	79
	MB 240-417660/7	113	103	96	74
	MB 240-417817/7	113	114	101	81
	LCS 240-417660/4	100	89	110	106
	LCS 240-417817/4	99	95	110	106
WC-W-PILES-121719 MS	240-124062-7 MS	105	102	114	112
	240-124181-E-19 MS	95	88	104	100
WC-W-PILES-121719 MSD	240-124062-7 MSD	99	99	111	108
	240-124181-F-19 MSD	99	89	105	104

	QC LIMITS
DBFM = Dibromofluoromethane (Surr)	78-129
DCA = 1,2-Dichloroethane-d4 (Surr)	75-130
TOL = Toluene-d8 (Surr)	69-122
BFB = 4-Bromofluorobenzene (Surr)	47-134

Column to be used to flag recovery values

FORM II 8260B

FORM III
GC/MS VOA LAB CONTROL SAMPLE RECOVERY

Lab Name: Eurofins TestAmerica, Canton Job No.: 240-124062-1

SDG No.:

Matrix: Solid Level: Low Lab File ID: UX88058.D

Lab ID: LCS 240-417546/6 Client ID:

COMPOUND	SPIKE ADDED (ug/Kg)	LCS CONCENTRATION (ug/Kg)	LCS % REC	QC LIMITS REC	#
1,1,1,2-Tetrachloroethane	25.0	25.4	101	72-120	
1,1-Dichloropropene	25.0	23.0	92	69-120	
1,1-Dichloroethane	25.0	23.5	94	69-120	
1,2,3-Trichlorobenzene	25.0	25.4	102	55-124	
1,2,3-Trichloropropane	25.0	24.9	100	68-130	
1,2-Dichloroethane	25.0	22.3	89	66-120	
1,1-Dichloroethene	25.0	25.5	102	48-140	
1,2-Dichloropropane	25.0	24.6	98	77-120	
1,2,4-Trimethylbenzene	25.0	25.0	100	69-122	
2-Hexanone	50.0	51.4	103	54-135	
1,1,2,2-Tetrachloroethane	25.0	24.3	97	61-134	
Acetone	50.0	48.6	97	47-157	
Benzene	25.0	23.5	94	75-120	
Bromoform	25.0	23.8	95	44-131	
Bromomethane	25.0	23.3	93	10-158	
Carbon disulfide	25.0	24.9	100	33-144	
Carbon tetrachloride	25.0	23.6	95	54-130	
1,1,1-Trichloroethane	25.0	24.5	98	60-126	
Chlorobenzene	25.0	23.9	96	79-120	
1,3-Dichloropropane	25.0	23.7	95	76-120	
Chloroethane	25.0	23.4	93	10-159	
1,2-Dibromo-3-Chloropropane	25.0	23.5	94	35-137	
Chloroform	25.0	23.3	93	74-120	
Chloromethane	25.0	19.4	78	40-127	
cis-1,2-Dichloroethene	25.0	24.3	97	76-120	
cis-1,3-Dichloropropene	25.0	24.7	99	62-124	
Bromodichloromethane	25.0	24.1	96	63-121	
1,1,2-Trichloro-1,2,2-trifluoroethane	25.0	24.5	98	58-144	
Dichlorodifluoromethane	25.0	17.0	68	18-137	
1,2,4-Trichlorobenzene	25.0	21.4	86	56-120	
Ethylbenzene	25.0	26.1	104	75-120	
1,2-Dibromoethane	25.0	25.2	101	73-126	
2,2-Dichloropropane	25.0	23.1	92	47-131	
1,2-Dichlorobenzene	25.0	23.0	92	74-120	
1,3-Dichlorobenzene	25.0	23.0	92	74-120	
1,4-Dichlorobenzene	25.0	23.3	93	74-120	
2-Chloroethyl vinyl ether	25.0	17.8 J	71	36-132	
Isopropylbenzene	25.0	25.7	103	74-120	
2-Chlorotoluene	25.0	24.3	97	72-121	
2-Butanone (MEK)	50.0	50.8	102	61-131	
4-Methyl-2-pentanone (MIBK)	50.0	48.3	97	56-124	

Column to be used to flag recovery and RPD values

FORM III 8260B

FORM III
GC/MS VOA LAB CONTROL SAMPLE RECOVERY

Lab Name: Eurofins TestAmerica, Canton Job No.: 240-124062-1

SDG No.:

Matrix: Solid Level: Low Lab File ID: UX88058.D

Lab ID: LCS 240-417546/6 Client ID:

COMPOUND	SPIKE ADDED (ug/Kg)	LCS CONCENTRATION (ug/Kg)	LCS % REC	QC LIMITS REC	#
Bromobenzene	25.0	23.3	93	73-120	
Methyl tert-butyl ether	25.0	23.2	93	66-120	
Bromochloromethane	25.0	23.8	95	74-120	
Methylene Chloride	25.0	23.4 J	94	48-142	
4-Chlorotoluene	25.0	24.7	99	72-124	
p-Isopropyltoluene	25.0	25.2	101	70-121	
Styrene	25.0	25.5	102	70-120	
m-Xylene & p-Xylene	25.0	24.7	99	76-120	
o-Xylene	25.0	25.3	101	76-120	
Hexachlorobutadiene	25.0	27.5	110	63-130	
Tetrachloroethene	25.0	24.4	98	75-124	
Dibromomethane	25.0	25.2	101	74-120	
Toluene	25.0	25.1	101	76-120	
Naphthalene	25.0	19.5	78	43-127	
trans-1,2-Dichloroethene	25.0	25.1	100	74-125	
n-Butylbenzene	25.0	23.8	95	64-123	
trans-1,3-Dichloropropene	25.0	22.6	90	58-120	
N-Propylbenzene	25.0	25.2	101	70-122	
Trichloroethene	25.0	24.2	97	75-123	
sec-Butylbenzene	25.0	24.6	98	69-122	
Trichlorofluoromethane	25.0	22.4	90	33-152	
tert-Butylbenzene	25.0	24.7	99	68-121	
Vinyl chloride	25.0	21.0	84	39-140	
Vinyl acetate	25.0	20.5	82	55-138	
tert-Butyl alcohol	250	235	94	40-138	
Xylenes, Total	50.0	50.0	100	77-120	

Column to be used to flag recovery and RPD values

FORM III 8260B

FORM III
GC/MS VOA LAB CONTROL SAMPLE RECOVERY

Lab Name: Eurofins TestAmerica, Canton Job No.: 240-124062-1

SDG No.:

Matrix: Solid Level: Low Lab File ID: UX88091.D

Lab ID: LCS 240-417563/6 Client ID:

COMPOUND	SPIKE ADDED (ug/Kg)	LCS CONCENTRATION (ug/Kg)	LCS % REC	QC LIMITS REC	#
1,1,1,2-Tetrachloroethane	25.0	26.8	107	72-120	
1,1-Dichloropropene	25.0	25.5	102	69-120	
1,1-Dichloroethane	25.0	25.3	101	69-120	
1,2,3-Trichlorobenzene	25.0	25.2	101	55-124	
1,2,3-Trichloropropane	25.0	24.0	96	68-130	
1,2-Dichloroethane	25.0	24.1	96	66-120	
1,1-Dichloroethene	25.0	27.6	111	48-140	
1,2-Dichloropropane	25.0	25.2	101	77-120	
1,2,4-Trimethylbenzene	25.0	26.3	105	69-122	
2-Hexanone	50.0	53.3	107	54-135	
1,1,2,2-Tetrachloroethane	25.0	24.6	99	61-134	
Acetone	50.0	51.8	104	47-157	
Benzene	25.0	25.3	101	75-120	
Bromoform	25.0	24.0	96	44-131	
Bromomethane	25.0	25.9	104	10-158	
Carbon disulfide	25.0	27.2	109	33-144	
Carbon tetrachloride	25.0	25.8	103	54-130	
1,1,1-Trichloroethane	25.0	26.6	107	60-126	
Chlorobenzene	25.0	25.5	102	79-120	
1,3-Dichloropropane	25.0	24.4	98	76-120	
Chloroethane	25.0	25.8	103	10-159	
1,2-Dibromo-3-Chloropropane	25.0	23.8	95	35-137	
Chloroform	25.0	25.2	101	74-120	
Chloromethane	25.0	22.0	88	40-127	
cis-1,2-Dichloroethene	25.0	26.5	106	76-120	
cis-1,3-Dichloropropene	25.0	25.0	100	62-124	
Bromodichloromethane	25.0	25.1	100	63-121	
1,1,2-Trichloro-1,2,2-trifluoroethane	25.0	27.1	109	58-144	
Dichlorodifluoromethane	25.0	18.8	75	18-137	
1,2,4-Trichlorobenzene	25.0	22.1	88	56-120	
Ethylbenzene	25.0	27.4	110	75-120	
1,2-Dibromoethane	25.0	25.1	100	73-126	
2,2-Dichloropropane	25.0	25.2	101	47-131	
1,2-Dichlorobenzene	25.0	23.4	94	74-120	
1,3-Dichlorobenzene	25.0	23.7	95	74-120	
1,4-Dichlorobenzene	25.0	24.1	96	74-120	
2-Chloroethyl vinyl ether	25.0	16.9 J	68	36-132	
Isopropylbenzene	25.0	27.1	109	74-120	
2-Chlorotoluene	25.0	24.7	99	72-121	
2-Butanone (MEK)	50.0	51.2	102	61-131	
4-Methyl-2-pentanone (MIBK)	50.0	47.9	96	56-124	

Column to be used to flag recovery and RPD values

FORM III 8260B

FORM III
GC/MS VOA LAB CONTROL SAMPLE RECOVERY

Lab Name: Eurofins TestAmerica, Canton Job No.: 240-124062-1

SDG No.:

Matrix: Solid Level: Low Lab File ID: UX88091.D

Lab ID: LCS 240-417563/6 Client ID:

COMPOUND	SPIKE ADDED (ug/Kg)	LCS CONCENTRATION (ug/Kg)	LCS % REC	QC LIMITS REC	#
Bromobenzene	25.0	24.0	96	73-120	
Methyl tert-butyl ether	25.0	24.8	99	66-120	
Bromochloromethane	25.0	24.8	99	74-120	
Methylene Chloride	25.0	25.6	102	48-142	
4-Chlorotoluene	25.0	24.7	99	72-124	
p-Isopropyltoluene	25.0	25.9	104	70-121	
Styrene	25.0	27.0	108	70-120	
m-Xylene & p-Xylene	25.0	26.0	104	76-120	
o-Xylene	25.0	27.3	109	76-120	
Hexachlorobutadiene	25.0	29.5	118	63-130	
Tetrachloroethene	25.0	26.7	107	75-124	
Dibromomethane	25.0	26.5	106	74-120	
Toluene	25.0	26.6	106	76-120	
Naphthalene	25.0	18.3	73	43-127	
trans-1,2-Dichloroethene	25.0	27.5	110	74-125	
n-Butylbenzene	25.0	25.1	100	64-123	
trans-1,3-Dichloropropene	25.0	23.1	92	58-120	
N-Propylbenzene	25.0	25.4	101	70-122	
Trichloroethene	25.0	25.3	101	75-123	
sec-Butylbenzene	25.0	25.8	103	69-122	
Trichlorofluoromethane	25.0	25.5	102	33-152	
tert-Butylbenzene	25.0	25.7	103	68-121	
Vinyl chloride	25.0	23.1	92	39-140	
Vinyl acetate	25.0	21.9	87	55-138	
tert-Butyl alcohol	250	233	93	40-138	
Xylenes, Total	50.0	53.3	107	77-120	

Column to be used to flag recovery and RPD values

FORM III 8260B

FORM III
GC/MS VOA LAB CONTROL SAMPLE RECOVERY

Lab Name: Eurofins TestAmerica, Canton Job No.: 240-124062-1

SDG No.:

Matrix: Water Level: Low Lab File ID: UXR3193.D

Lab ID: LCS 240-417660/4 Client ID:

COMPOUND	SPIKE ADDED (ug/L)	LCS CONCENTRATION (ug/L)	LCS % REC	QC LIMITS REC	#
1,1,1,2-Tetrachloroethane	10.0	10.5	105	77-120	
1,1-Dichloropropene	10.0	10.2	102	78-120	
1,1-Dichloroethane	10.0	10.6	106	74-126	
1,2,3-Trichlorobenzene	10.0	8.77	88	42-126	
1,2,3-Trichloropropane	10.0	11.4	114	57-137	
1,2-Dichloroethane	10.0	9.35	93	66-129	
1,1-Dichloroethene	10.0	9.57	96	73-129	
1,2-Dichloropropane	10.0	11.3	113	79-127	
1,2,4-Trimethylbenzene	10.0	9.61	96	66-129	
2-Hexanone	20.0	25.4	127	43-142	
1,1,2,2-Tetrachloroethane	10.0	10.9	109	45-151	
Acetone	20.0	21.7	109	33-155	
Benzene	10.0	10.1	101	77-123	
Bromoform	10.0	10.6	106	47-133	
Bromomethane	10.0	7.86	79	48-144	
Carbon disulfide	10.0	9.97	100	67-127	
Carbon tetrachloride	10.0	10.4	104	61-142	
1,1,1-Trichloroethane	10.0	9.47	95	65-141	
Chlorobenzene	10.0	10.7	107	80-120	
1,3-Dichloropropane	10.0	11.1	111	74-122	
Chloroethane	10.0	8.34	83	41-147	
1,2-Dibromo-3-Chloropropane	10.0	9.47	95	34-136	
Chloroform	10.0	9.34	93	74-127	
Chloromethane	10.0	9.88	99	46-148	
cis-1,2-Dichloroethene	10.0	9.92	99	75-124	
cis-1,3-Dichloropropene	10.0	10.4	104	68-128	
Bromodichloromethane	10.0	9.84	98	73-122	
1,1,2-Trichlorotrifluoroethane	10.0	10.2	102	54-148	
Dichlorodifluoromethane	10.0	8.72	87	35-137	
1,2,4-Trichlorobenzene	10.0	7.73	77	47-120	
Ethylbenzene	10.0	11.2	112	80-120	
1,2-Dibromoethane	10.0	11.1	111	73-120	
2,2-Dichloropropane	10.0	9.06	91	67-137	
1,2-Dichlorobenzene	10.0	9.98	100	74-120	
1,3-Dichlorobenzene	10.0	9.63	96	74-120	
1,4-Dichlorobenzene	10.0	9.17	92	75-120	
2-Chloroethyl vinyl ether	10.0	9.59 J	96	29-146	
Isopropylbenzene	10.0	10.7	107	73-123	
2-Chlorotoluene	10.0	10.1	101	73-126	
2-Butanone (MEK)	20.0	23.4	117	41-151	
4-Methyl-2-pentanone (MIBK)	20.0	22.0	110	43-145	
Bromobenzene	10.0	9.63	96	77-120	

Column to be used to flag recovery and RPD values

FORM III 8260B

FORM III
GC/MS VOA LAB CONTROL SAMPLE RECOVERY

Lab Name: Eurofins TestAmerica, Canton Job No.: 240-124062-1

SDG No.:

Matrix: Water Level: Low Lab File ID: UXR3193.D

Lab ID: LCS 240-417660/4 Client ID:

COMPOUND	SPIKE ADDED (ug/L)	LCS CONCENTRATION (ug/L)	LCS % REC	QC LIMITS REC	#
Methyl tert-butyl ether	10.0	10.4	104	57-127	
Bromochloromethane	10.0	10.5	105	70-128	
Methylene Chloride	10.0	10.1	101	63-134	
4-Chlorotoluene	10.0	10.6	106	73-126	
4-Isopropyltoluene	10.0	10.1	101	66-127	
Styrene	10.0	11.5	115	75-121	
m-Xylene & p-Xylene	10.0	11.1	111	79-121	
o-Xylene	10.0	11.1	111	75-123	
Hexachlorobutadiene	10.0	7.13	71	40-120	
Tetrachloroethene	10.0	10.1	101	70-125	
Dibromomethane	10.0	9.96	100	67-121	
Toluene	10.0	11.0	110	79-122	
Naphthalene	10.0	7.46	75	28-130	
trans-1,2-Dichloroethene	10.0	10.6	106	74-130	
n-Butylbenzene	10.0	9.12	91	54-129	
trans-1,3-Dichloropropene	10.0	10.7	107	64-120	
N-Propylbenzene	10.0	10.6	106	67-130	
Trichloroethene	10.0	9.79	98	71-121	
sec-Butylbenzene	10.0	9.73	97	60-131	
Trichlorofluoromethane	10.0	8.52	85	52-148	
tert-Butylbenzene	10.0	9.89	99	63-126	
Vinyl chloride	10.0	9.43	94	61-134	
Vinyl acetate	10.0	8.84	88	44-160	
tert-Butyl alcohol	100	109	109	15-169	
Xylenes, Total	20.0	22.2	111	78-122	

Column to be used to flag recovery and RPD values

FORM III 8260B

FORM III
GC/MS VOA LAB CONTROL SAMPLE RECOVERY

Lab Name: Eurofins TestAmerica, Canton Job No.: 240-124062-1

SDG No.:

Matrix: Water Level: Low Lab File ID: UXR3221.D

Lab ID: LCS 240-417817/4 Client ID:

COMPOUND	SPIKE ADDED (ug/L)	LCS CONCENTRATION (ug/L)	LCS % REC	QC LIMITS REC	#
1,1,1,2-Tetrachloroethane	10.0	11.5	115	77-120	
1,1-Dichloropropene	10.0	10.8	108	78-120	
1,1-Dichloroethane	10.0	11.0	110	74-126	
1,2,3-Trichlorobenzene	10.0	9.91	99	42-126	
1,2,3-Trichloropropane	10.0	11.8	118	57-137	
1,2-Dichloroethane	10.0	10.1	101	66-129	
1,1-Dichloroethene	10.0	9.79	98	73-129	
1,2-Dichloropropane	10.0	11.9	119	79-127	
1,2,4-Trimethylbenzene	10.0	10.3	103	66-129	
2-Hexanone	20.0	26.9	135	43-142	
1,1,2,2-Tetrachloroethane	10.0	12.8	128	45-151	
Acetone	20.0	23.4	117	33-155	
Benzene	10.0	10.6	106	77-123	
Bromoform	10.0	11.8	118	47-133	
Bromomethane	10.0	7.64	76	48-144	
Carbon disulfide	10.0	10.0	100	67-127	
Carbon tetrachloride	10.0	11.2	112	61-142	
1,1,1-Trichloroethane	10.0	10.2	102	65-141	
Chlorobenzene	10.0	10.9	109	80-120	
1,3-Dichloropropane	10.0	12.4	124	74-122	*
Chloroethane	10.0	8.50	85	41-147	
1,2-Dibromo-3-Chloropropane	10.0	12.0	120	34-136	
Chloroform	10.0	10.1	101	74-127	
Chloromethane	10.0	9.49	95	46-148	
cis-1,2-Dichloroethene	10.0	10.6	106	75-124	
cis-1,3-Dichloropropene	10.0	11.1	111	68-128	
Bromodichloromethane	10.0	10.4	104	73-122	
1,1,2-Trichlorotrifluoroethane	10.0	10.0	100	54-148	
Dichlorodifluoromethane	10.0	8.44	84	35-137	
1,2,4-Trichlorobenzene	10.0	8.84	88	47-120	
Ethylbenzene	10.0	11.5	115	80-120	
1,2-Dibromoethane	10.0	12.0	120	73-120	
2,2-Dichloropropane	10.0	10.0	100	67-137	
1,2-Dichlorobenzene	10.0	10.7	107	74-120	
1,3-Dichlorobenzene	10.0	10.4	104	74-120	
1,4-Dichlorobenzene	10.0	10.1	101	75-120	
2-Chloroethyl vinyl ether	10.0	10.2	102	29-146	
Isopropylbenzene	10.0	11.4	114	73-123	
2-Chlorotoluene	10.0	11.1	111	73-126	
2-Butanone (MEK)	20.0	26.9	134	41-151	
4-Methyl-2-pentanone (MIBK)	20.0	25.7	128	43-145	
Bromobenzene	10.0	10.7	107	77-120	

Column to be used to flag recovery and RPD values

FORM III 8260B

FORM III
GC/MS VOA LAB CONTROL SAMPLE RECOVERY

Lab Name: Eurofins TestAmerica, Canton Job No.: 240-124062-1

SDG No.:

Matrix: Water Level: Low Lab File ID: UXR3221.D

Lab ID: LCS 240-417817/4 Client ID:

COMPOUND	SPIKE ADDED (ug/L)	LCS CONCENTRATION (ug/L)	LCS % REC	QC LIMITS REC	#
Methyl tert-butyl ether	10.0	11.4	114	57-127	
Bromochloromethane	10.0	10.9	109	70-128	
Methylene Chloride	10.0	10.2	102	63-134	
4-Chlorotoluene	10.0	11.3	113	73-126	
4-Isopropyltoluene	10.0	11.0	110	66-127	
Styrene	10.0	12.1	121	75-121	
m-Xylene & p-Xylene	10.0	11.5	115	79-121	
o-Xylene	10.0	11.8	118	75-123	
Hexachlorobutadiene	10.0	7.67	77	40-120	
Tetrachloroethene	10.0	10.3	103	70-125	
Dibromomethane	10.0	10.6	106	67-121	
Toluene	10.0	11.3	113	79-122	
Naphthalene	10.0	8.63	86	28-130	
trans-1,2-Dichloroethene	10.0	11.0	110	74-130	
n-Butylbenzene	10.0	10.1	101	54-129	
trans-1,3-Dichloropropene	10.0	11.4	114	64-120	
N-Propylbenzene	10.0	11.3	113	67-130	
Trichloroethene	10.0	10.1	101	71-121	
sec-Butylbenzene	10.0	10.8	108	60-131	
Trichlorofluoromethane	10.0	8.79	88	52-148	
tert-Butylbenzene	10.0	10.8	108	63-126	
Vinyl chloride	10.0	9.10	91	61-134	
Vinyl acetate	10.0	9.57	96	44-160	
tert-Butyl alcohol	100	125	125	15-169	
Xylenes, Total	20.0	23.3	117	78-122	

Column to be used to flag recovery and RPD values

FORM III 8260B

FORM III
GC/MS VOA MATRIX SPIKE RECOVERY

Lab Name: Eurofins TestAmerica, Canton Job No.: 240-124062-1

SDG No.:

Matrix: Solid Level: Low Lab File ID: UX88101.D

Lab ID: 240-124062-3 MS Client ID: E-SB-DUP-01 MS

COMPOUND	SPIKE ADDED (ug/Kg)	SAMPLE CONCENTRATION (ug/Kg)	MS CONCENTRATION (ug/Kg)	MS % REC	QC LIMITS REC	#
1,1,1,2-Tetrachloroethane	28.9	3.2 U	24.4	84	19-129	
1,1-Dichloropropene	28.9	1.1 U	22.7	78	36-120	
1,1-Dichloroethane	28.9	0.75 U	25.5	88	35-129	
1,2,3-Trichlorobenzene	28.9	0.62 U	8.19	28	10-120	
1,2,3-Trichloropropane	28.9	1.7 U	33.1	115	38-146	
1,2-Dichloroethane	28.9	0.84 U	24.3	84	33-130	
1,1-Dichloroethene	28.9	0.98 U	27.2	94	20-150	
1,2-Dichloropropane	28.9	0.92 U	24.6	85	33-134	
1,2,4-Trimethylbenzene	28.9	1.1 U	24.1	83	10-138	
2-Hexanone	57.8	4.4 U	33.0	57	23-149	
1,1,2,2-Tetrachloroethane	28.9	1.6 U	31.5	109	10-168	
Acetone	57.8	23 U	127	219	18-167	F1
Benzene	28.9	0.76 U	23.6	82	32-131	
Bromoform	28.9	2.6 U	20.0	69	10-122	
Bromomethane	28.9	1.1 U	15.4	53	10-149	
Carbon disulfide	28.9	1.3 U	21.9	76	10-134	
Carbon tetrachloride	28.9	3.5 U	23.3	81	13-131	
1,1,1-Trichloroethane	28.9	0.89 U	25.8	89	27-131	
Chlorobenzene	28.9	0.99 U	23.4	81	16-129	
1,3-Dichloropropane	28.9	1.1 U	26.0	90	44-126	
Chloroethane	28.9	1.3 U	30.1	104	10-155	
1,2-Dibromo-3-Chloropropane	28.9	3.9 U	21.2	73	10-135	
Chloroform	28.9	0.85 U	24.8	86	38-129	
Chloromethane	28.9	1.1 U	23.5	81	20-140	
cis-1,2-Dichloroethene	28.9	0.71 U	25.7	89	35-130	
cis-1,3-Dichloropropene	28.9	1.6 U	14.7	51	12-131	
Bromodichloromethane	28.9	0.74 U	22.2	77	18-125	
1,1,2-Trichloro-1,2,2-trifluoroethane	28.9	1.4 U	25.1	87	30-145	
Dichlorodifluoromethane	28.9	1.0 U	19.6	68	10-141	
1,2,4-Trichlorobenzene	28.9	0.62 U	9.15	32	10-120	
Ethylbenzene	28.9	1.1 U	23.6	82	12-133	
1,2-Dibromoethane	28.9	0.83 U	22.9	79	24-138	
2,2-Dichloropropane	28.9	1.3 U	23.6	82	34-124	
1,2-Dichlorobenzene	28.9	1.2 U	19.4	67	10-131	
1,3-Dichlorobenzene	28.9	0.88 U	19.1	66	10-131	
1,4-Dichlorobenzene	28.9	0.96 U	20.1	70	10-129	
2-Chloroethyl vinyl ether	28.9	9.7 U	14.4 J	50	26-128	
Isopropylbenzene	28.9	0.90 U	21.8	75	10-135	
2-Chlorotoluene	28.9	1.0 U	25.0	87	12-139	
2-Butanone (MEK)	57.8	3.9 U	42.6	74	31-148	
4-Methyl-2-pentanone (MIBK)	57.8	4.0 U	39.7	69	29-140	

Column to be used to flag recovery and RPD values

FORM III 8260B

FORM III
GC/MS VOA MATRIX SPIKE RECOVERY

Lab Name: Eurofins TestAmerica, Canton Job No.: 240-124062-1

SDG No.:

Matrix: Solid Level: Low Lab File ID: UX88101.D

Lab ID: 240-124062-3 MS Client ID: E-SB-DUP-01 MS

COMPOUND	SPIKE ADDED (ug/Kg)	SAMPLE CONCENTRATION (ug/Kg)	MS CONCENTRATION (ug/Kg)	MS % REC	QC LIMITS REC	#
Bromobenzene	28.9	1.3 U	25.0	87	16-136	
Methyl tert-butyl ether	28.9	0.89 U	24.6	85	42-127	
Bromochloromethane	28.9	0.64 U	24.2	84	50-125	
Methylene Chloride	28.9	13 U	26.2 J	91	22-153	
4-Chlorotoluene	28.9	0.93 U	24.8	86	14-128	
p-Isopropyltoluene	28.9	3.2 U	20.7	72	10-135	
Styrene	28.9	1.3 U	21.5	74	10-127	
m-Xylene & p-Xylene	28.9	0.85 U	23.1	80	10-132	
o-Xylene	28.9	0.93 U	23.1	80	11-134	
Hexachlorobutadiene	28.9	4.1 U	14.3	50	10-120	
Tetrachloroethene	28.9	0.79 U	23.7	82	13-144	
Dibromomethane	28.9	0.72 U	26.8	93	30-126	
Toluene	28.9	0.84 U	26.1	90	20-141	
Naphthalene	28.9	2.9 U	7.67	27	10-120	
trans-1,2-Dichloroethene	28.9	0.50 U	26.0	90	31-138	
n-Butylbenzene	28.9	3.8 U	17.0	59	10-141	
trans-1,3-Dichloropropene	28.9	1.1 U	16.6	57	10-123	
N-Propylbenzene	28.9	0.79 U	25.1	87	10-135	
Trichloroethene	28.9	0.69 U	22.5	78	10-162	
sec-Butylbenzene	28.9	0.94 U	21.5	75	10-142	
Trichlorofluoromethane	28.9	1.2 U	26.3	91	16-148	
tert-Butylbenzene	28.9	0.98 U	23.5	81	10-142	
Vinyl chloride	28.9	0.91 U	25.7	89	15-150	
Vinyl acetate	28.9	2.3 U	2.5 U	0	10-139	F1
tert-Butyl alcohol	289	18 U	232	80	45-139	
Xylenes, Total	57.8	1.7 U	46.2	80	10-134	

Column to be used to flag recovery and RPD values

FORM III 8260B

FORM III
GC/MS VOA MATRIX SPIKE RECOVERY

Lab Name: Eurofins TestAmerica, Canton Job No.: 240-124062-1

SDG No.:

Matrix: Water Level: Low Lab File ID: UXR3245.D

Lab ID: 240-124062-7 MS Client ID: WC-W-PILES-121719 MS

COMPOUND	SPIKE ADDED (ug/L)	SAMPLE CONCENTRATION (ug/L)	MS CONCENTRATION (ug/L)	MS % REC	QC LIMITS REC	#
1,1,1,2-Tetrachloroethane	12500	180 U	14200	114	67-120	
1,1-Dichloropropene	12500	180 U	13000	104	56-126	
1,1-Dichloroethane	12500	210 U	13700	110	71-121	
1,2,3-Trichlorobenzene	12500	680 U	11100	89	32-122	
1,2,3-Trichloropropane	12500	300 U	14600	117	53-137	
1,2-Dichloroethane	12500	260 U	13000	104	65-127	
1,1-Dichloroethene	12500	240 U	12100	97	64-132	
1,2-Dichloropropane	12500	190 U	14600	117	73-125	
1,2,4-Trimethylbenzene	12500	88 U	12100	97	49-120	
2-Hexanone	25000	680 U	33500	134	44-142	
1,1,2,2-Tetrachloroethane	12500	160 U	15200	121	37-149	
Acetone	25000	86000	94800	35	32-157	
Benzene	12500	160 U	13100	105	70-121	
Bromoform	12500	950 U	15000	120	41-128	
Bromomethane	12500	530 U	10700	86	41-136	
Carbon disulfide	12500	350 U	12900	104	54-131	
Carbon tetrachloride	12500	330 U	14400	115	53-142	
1,1,1-Trichloroethane	12500	300 U	13100	105	62-135	
Chlorobenzene	12500	180 U	13900	111	73-120	
1,3-Dichloropropane	12500	260 U	15100	121	65-125	
Chloroethane	12500	1000 U	10200	82	37-142	
1,2-Dibromo-3-Chloropropane	12500	1100 U	13500	108	31-130	
Chloroform	12500	160 U	12900	103	66-126	
Chloromethane	12500	250 U	11900	95	33-146	
cis-1,2-Dichloroethene	12500	200 U	12700	101	68-121	
cis-1,3-Dichloropropene	12500	760 U	13200	105	56-121	
Bromodichloromethane	12500	210 U	13300	106	69-120	
1,1,2-Trichlorotrifluoroethane	12500	510 U	12300	98	41-145	
Dichlorodifluoromethane	12500	440 U	10200	82	27-132	
1,2,4-Trichlorobenzene	12500	330 U	9290	74	37-120	
Ethylbenzene	12500	140 U	14600	117	66-122	
1,2-Dibromoethane	12500	150 U	14600	116	66-120	
2,2-Dichloropropane	12500	390 U	11100	89	42-137	
1,2-Dichlorobenzene	12500	190 U	12400	99	65-120	
1,3-Dichlorobenzene	12500	190 U	12100	97	64-120	
1,4-Dichlorobenzene	12500	200 U	12000	96	65-120	
2-Chloroethyl vinyl ether	12500	330 U	11900 J	96	10-120	
Isopropylbenzene	12500	110 U	13900	111	56-122	
2-Chlorotoluene	12500	190 U	12500	100	50-130	
2-Butanone (MEK)	25000	1500 U	30200	121	40-147	
4-Methyl-2-pentanone (MIBK)	25000	530 U	29200	117	40-147	
Bromobenzene	12500	150 U	12300	98	66-120	

Column to be used to flag recovery and RPD values

FORM III 8260B

FORM III
GC/MS VOA MATRIX SPIKE RECOVERY

Lab Name: Eurofins TestAmerica, Canton Job No.: 240-124062-1

SDG No.:

Matrix: Water Level: Low Lab File ID: UXR3245.D

Lab ID: 240-124062-7 MS Client ID: WC-W-PILES-121719 MS

COMPOUND	SPIKE ADDED (ug/L)	SAMPLE CONCENTRATION (ug/L)	MS CONCENTRATION (ug/L)	MS % REC	QC LIMITS REC	#
Methyl tert-butyl ether	12500	88 U	13700	110	50-126	
Bromochloromethane	12500	180 U	13900	111	73-120	
Methylene Chloride	12500	3300 U	13300	107	59-127	
4-Chlorotoluene	12500	110 U	13000	104	49-133	
4-Isopropyltoluene	12500	160 U	12700	102	39-133	
Styrene	12500	130 U	15200	121	57-126	
m-Xylene & p-Xylene	12500	100 U	14400	115	65-123	
o-Xylene	12500	110 U	14700	118	63-124	
Hexachlorobutadiene	12500	1000 U	9130	73	17-120	
Tetrachloroethene	12500	190 U	13200	105	52-129	
Dibromomethane	12500	110 U	13800	110	68-120	
Toluene	12500	180 U	14200	114	68-124	
Naphthalene	12500	400 U	9300	74	30-125	
trans-1,2-Dichloroethene	12500	240 U	13800	110	69-126	
n-Butylbenzene	12500	180 U	11400	92	27-135	
trans-1,3-Dichloropropene	12500	840 U	13500	108	53-120	
N-Propylbenzene	12500	190 U	12700	102	40-136	
Trichloroethene	12500	130 U	12700	102	56-124	
sec-Butylbenzene	12500	160 U	12300	98	32-139	
Trichlorofluoromethane	12500	560 U	12000	96	45-152	
tert-Butylbenzene	12500	180 U	12200	97	36-133	
Vinyl chloride	12500	250 U	12000	96	49-136	
Vinyl acetate	12500	240 U	8770	70	28-165	
tert-Butyl alcohol	125000	2100 U	129000	103	70-130	
Xylenes, Total	25000	190 U	29100	116	64-124	

Column to be used to flag recovery and RPD values

FORM III 8260B

FORM III
GC/MS VOA MATRIX SPIKE RECOVERY

Lab Name: Eurofins TestAmerica, Canton Job No.: 240-124062-1

SDG No.:

Matrix: Solid Level: Low Lab File ID: UX88072.D

Lab ID: 240-124077-C-5-B MS Client ID:

COMPOUND	SPIKE ADDED (ug/Kg)	SAMPLE CONCENTRATION (ug/Kg)	MS CONCENTRATION (ug/Kg)	MS % REC	QC LIMITS REC	#
1,1-Dichloroethane	27.6	0.77 U	22.9	83	35-129	
1,2-Dichloroethane	27.6	0.86 U	19.0	69	33-130	
1,2,4-Trimethylbenzene	27.6	1.1 U	33.8	123	10-138	*
Benzene	27.6	0.78 U	19.3	70	32-131	
Ethylbenzene	27.6	1.2 U	20.2	73	12-133	*
1,2-Dibromoethane	27.6	0.86 U	19.0	69	24-138	*
Methyl tert-butyl ether	27.6	0.92 U	27.9	101	42-127	
m-Xylene & p-Xylene	27.6	0.87 U	20.0	73	10-132	*
o-Xylene	27.6	0.96 U	21.8	79	11-134	*
Toluene	27.6	0.86 U	28.5	103	20-141	*
Naphthalene	27.6	3.0 U	5.82	21	10-120	*
Xylenes, Total	55.1	1.8 U	41.8	76	10-134	*

Column to be used to flag recovery and RPD values

FORM III 8260B

FORM III
GC/MS VOA MATRIX SPIKE RECOVERY

Lab Name: Eurofins TestAmerica, Canton Job No.: 240-124062-1

SDG No.:

Matrix: Water Level: Low Lab File ID: UXR3215.D

Lab ID: 240-124181-E-19 MS Client ID:

COMPOUND	SPIKE ADDED (ug/L)	SAMPLE CONCENTRATION (ug/L)	MS CONCENTRATION (ug/L)	MS % REC	QC LIMITS REC	#
1,1,1,2-Tetrachloroethane	10.0	0.14 U	10.7	107	67-120	
1,1-Dichloropropene	10.0	0.14 U	9.80	98	56-126	
1,1-Dichloroethane	10.0	0.17 U	10.2	102	71-121	
1,2,3-Trichlorobenzene	10.0	0.54 U	8.75	87	32-122	
1,2,3-Trichloropropane	10.0	0.24 U	10.7	107	53-137	
1,2-Dichloroethane	10.0	0.21 U	9.43	94	65-127	
1,1-Dichloroethene	10.0	0.19 U	9.35	93	64-132	
1,2-Dichloropropane	10.0	0.15 U	10.7	107	73-125	
1,2,4-Trimethylbenzene	10.0	0.070 U	9.17	92	49-120	
1,1,2,2-Tetrachloroethane	10.0	0.13 U	10.7	107	37-149	
Benzene	10.0	0.13 U	9.69	97	70-121	
Bromoform	10.0	0.76 U	10.7	107	41-128	
Bromomethane	10.0	0.42 U	7.62	76	41-136	
Carbon tetrachloride	10.0	0.26 U	10.4	104	53-142	
1,1,1-Trichloroethane	10.0	0.24 U	9.38	94	62-135	
Chlorobenzene	10.0	0.14 U	10.6	106	73-120	
1,3-Dichloropropane	10.0	0.21 U	11.2	112	65-125	
Chloroethane	10.0	0.83 U	7.65	77	37-142	
Chloroform	10.0	0.13 U	9.38	94	66-126	
Chloromethane	10.0	0.20 U	9.24	92	33-146	
cis-1,2-Dichloroethene	10.0	0.68 J	9.74	91	68-121	
cis-1,3-Dichloropropene	10.0	0.61 U	8.59	86	56-121	
Bromodichloromethane	10.0	0.17 U	9.58	96	69-120	
Dichlorodifluoromethane	10.0	0.35 U	8.09	81	27-132	
1,2,4-Trichlorobenzene	10.0	0.26 U	7.58	76	37-120	
Ethylbenzene	10.0	0.11 U	10.8	108	66-122	
1,2-Dibromoethane	10.0	0.12 U	10.9	109	66-120	
2,2-Dichloropropane	10.0	0.31 U	8.03	80	42-137	
1,2-Dichlorobenzene	10.0	0.15 U	9.43	94	65-120	
1,3-Dichlorobenzene	10.0	0.15 U	9.20	92	64-120	
1,4-Dichlorobenzene	10.0	0.16 U	9.20	92	65-120	
Isopropylbenzene	10.0	0.090 U	10.4	104	56-122	
2-Chlorotoluene	10.0	0.15 U	9.60	96	50-130	
Bromobenzene	10.0	0.12 U	9.17	92	66-120	
Bromochloromethane	10.0	0.14 U	10.0	100	73-120	
Methylene Chloride	10.0	2.6 U	9.85	99	59-127	
4-Chlorotoluene	10.0	0.090 U	10.2	102	49-133	
4-Isopropyltoluene	10.0	0.13 U	9.62	96	39-133	
Styrene	10.0	0.10 U	11.1	111	57-126	
m-Xylene & p-Xylene	10.0	0.080 U	10.9	109	65-123	
o-Xylene	10.0	0.090 U	10.8	108	63-124	
Hexachlorobutadiene	10.0	0.83 U	6.48	65	17-120	

Column to be used to flag recovery and RPD values

FORM III 8260B

FORM III
GC/MS VOA MATRIX SPIKE RECOVERY

Lab Name: Eurofins TestAmerica, Canton Job No.: 240-124062-1

SDG No.:

Matrix: Water Level: Low Lab File ID: UXR3215.D

Lab ID: 240-124181-E-19 MS Client ID:

COMPOUND	SPIKE ADDED (ug/L)	SAMPLE CONCENTRATION (ug/L)	MS CONCENTRATION (ug/L)	MS % REC	QC LIMITS REC	#
Tetrachloroethene	10.0	0.15 U	9.81	98	52-129	
Dibromomethane	10.0	0.090 U	9.81	98	68-120	
Toluene	10.0	0.14 U	10.9	109	68-124	
Naphthalene	10.0	0.32 U	6.64	66	30-125	
trans-1,2-Dichloroethene	10.0	0.19 U	10.1	101	69-126	
n-Butylbenzene	10.0	0.14 U	8.49	85	27-135	
trans-1,3-Dichloropropene	10.0	0.67 U	9.97	100	53-120	
N-Propylbenzene	10.0	0.15 U	9.69	97	40-136	
Trichloroethene	10.0	13	19.9	71	56-124	
sec-Butylbenzene	10.0	0.13 U	9.26	93	32-139	
Trichlorofluoromethane	10.0	0.45 U	8.42	84	45-152	
tert-Butylbenzene	10.0	0.14 U	9.14	91	36-133	
Vinyl chloride	10.0	0.20 U	9.31	93	49-136	
Xylenes, Total	20.0	0.15 U	21.7	109	64-124	

Column to be used to flag recovery and RPD values

FORM III 8260B

FORM III
GC/MS VOA MATRIX SPIKE DUPLICATE RECOVERY

Lab Name: Eurofins TestAmerica, Canton Job No.: 240-124062-1

SDG No.:

Matrix: Solid Level: Low Lab File ID: UX88102.D

Lab ID: 240-124062-3 MSD Client ID: E-SB-DUP-01 MSD

COMPOUND	SPIKE ADDED (ug/Kg)	MSD CONCENTRATION (ug/Kg)	MSD % REC	% RPD	QC LIMITS RPD	QC LIMITS REC	#
1,1,1,2-Tetrachloroethane	28.9	18.1	63	29	40	19-129	
1,1-Dichloropropene	28.9	18.4	64	21	39	36-120	
1,1-Dichloroethane	28.9	21.0	73	20	40	35-129	
1,2,3-Trichlorobenzene	28.9	6.89	24	17	40	10-120	
1,2,3-Trichloropropane	28.9	21.1	73	45	40	38-146	F2
1,2-Dichloroethane	28.9	20.5	71	17	40	33-130	
1,1-Dichloroethene	28.9	22.4	77	20	40	20-150	
1,2-Dichloropropane	28.9	19.7	68	22	40	33-134	
1,2,4-Trimethylbenzene	28.9	14.6	51	49	40	10-138	F2
2-Hexanone	57.8	27.9	48	17	40	23-149	
1,1,2,2-Tetrachloroethane	28.9	18.6	64	52	40	10-168	F2
Acetone	57.8	111	193	13	40	18-167	F1
Benzene	28.9	19.6	68	18	40	32-131	
Bromoform	28.9	15.0	52	29	40	10-122	
Bromomethane	28.9	15.9	55	3	40	10-149	
Carbon disulfide	28.9	18.8	65	15	40	10-134	
Carbon tetrachloride	28.9	19.0	66	20	40	13-131	
1,1,1-Trichloroethane	28.9	20.5	71	23	40	27-131	
Chlorobenzene	28.9	17.1	59	31	40	16-129	
1,3-Dichloropropane	28.9	20.8	72	22	39	44-126	
Chloroethane	28.9	22.3	77	30	40	10-155	
1,2-Dibromo-3-Chloropropane	28.9	12.6	43	51	40	10-135	F2
Chloroform	28.9	20.1	70	21	40	38-129	
Chloromethane	28.9	18.8	65	22	40	20-140	
cis-1,2-Dichloroethene	28.9	20.5	71	23	40	35-130	
cis-1,3-Dichloropropene	28.9	14.0	49	4	40	12-131	
Bromodichloromethane	28.9	19.5	67	13	40	18-125	
1,1,2-Trichloro-1,2,2-trifluoroethane	28.9	19.5	68	25	40	30-145	
Dichlorodifluoromethane	28.9	15.6	54	22	40	10-141	
1,2,4-Trichlorobenzene	28.9	6.94	24	27	40	10-120	
Ethylbenzene	28.9	18.0	62	27	40	12-133	
1,2-Dibromoethane	28.9	19.4	67	17	40	24-138	
2,2-Dichloropropane	28.9	18.8	65	22	40	34-124	
1,2-Dichlorobenzene	28.9	12.3	43	45	40	10-131	F2
1,3-Dichlorobenzene	28.9	12.4	43	42	40	10-131	F2
1,4-Dichlorobenzene	28.9	13.0	45	43	40	10-129	F2
2-Chloroethyl vinyl ether	28.9	13.6 J	47	6	40	26-128	
Isopropylbenzene	28.9	15.9	55	31	40	10-135	
2-Chlorotoluene	28.9	14.5	50	53	40	12-139	F2
2-Butanone (MEK)	57.8	34.8	60	20	40	31-148	
4-Methyl-2-pentanone (MIBK)	57.8	36.4	63	9	40	29-140	

Column to be used to flag recovery and RPD values

FORM III 8260B

FORM III
GC/MS VOA MATRIX SPIKE DUPLICATE RECOVERY

Lab Name: Eurofins TestAmerica, Canton Job No.: 240-124062-1

SDG No.:

Matrix: Solid Level: Low Lab File ID: UX88102.D

Lab ID: 240-124062-3 MSD Client ID: E-SB-DUP-01 MSD

COMPOUND	SPIKE ADDED (ug/Kg)	MSD CONCENTRATION (ug/Kg)	MSD % REC	% RPD	QC LIMITS RPD	QC LIMITS REC	#
Bromobenzene	28.9	14.6	51	52	40	16-136	F2
Methyl tert-butyl ether	28.9	20.7	72	17	40	42-127	
Bromochloromethane	28.9	20.5	71	17	39	50-125	
Methylene Chloride	28.9	21.5 J	74	20	40	22-153	
4-Chlorotoluene	28.9	14.4	50	53	40	14-128	F2
p-Isopropyltoluene	28.9	12.9	45	46	40	10-135	F2
Styrene	28.9	15.8	55	30	40	10-127	
m-Xylene & p-Xylene	28.9	16.7	58	32	40	10-132	
o-Xylene	28.9	16.9	58	31	40	11-134	
Hexachlorobutadiene	28.9	10.2	35	34	40	10-120	
Tetrachloroethene	28.9	16.7	58	35	40	13-144	
Dibromomethane	28.9	22.0	76	20	39	30-126	
Toluene	28.9	19.2	67	30	40	20-141	
Naphthalene	28.9	6.35	22	19	40	10-120	
trans-1,2-Dichloroethene	28.9	20.7	72	23	40	31-138	
n-Butylbenzene	28.9	11.2	39	41	40	10-141	F2
trans-1,3-Dichloropropene	28.9	14.1	49	17	40	10-123	
N-Propylbenzene	28.9	14.8	51	52	40	10-135	F2
Trichloroethene	28.9	18.3	63	21	40	10-162	
sec-Butylbenzene	28.9	13.4	46	47	40	10-142	F2
Trichlorofluoromethane	28.9	20.7	72	24	40	16-148	
tert-Butylbenzene	28.9	13.9	48	51	40	10-142	F2
Vinyl chloride	28.9	19.5	68	27	40	15-150	
Vinyl acetate	28.9	2.5 U	0	NC	40	10-139	F1
tert-Butyl alcohol	289	207 J	72	11	40	45-139	
Xylenes, Total	57.8	33.6	58	32	40	10-134	

Column to be used to flag recovery and RPD values

FORM III 8260B

FORM III
GC/MS VOA MATRIX SPIKE DUPLICATE RECOVERY

Lab Name: Eurofins TestAmerica, Canton Job No.: 240-124062-1

SDG No.:

Matrix: Water Level: Low Lab File ID: UXR3246.D

Lab ID: 240-124062-7 MSD Client ID: WC-W-PILES-121719 MSD

COMPOUND	SPIKE ADDED (ug/L)	MSD CONCENTRATION (ug/L)	MSD % REC	% RPD	QC LIMITS RPD	QC LIMITS REC	#
1,1,1,2-Tetrachloroethane	12500	14300	115	1	35	67-120	
1,1-Dichloropropene	12500	12800	103	1	31	56-126	
1,1-Dichloroethane	12500	13600	109	1	35	71-121	
1,2,3-Trichlorobenzene	12500	11700	94	6	24	32-122	
1,2,3-Trichloropropane	12500	14900	119	2	35	53-137	
1,2-Dichloroethane	12500	12700	102	3	35	65-127	
1,1-Dichloroethene	12500	11900	95	2	35	64-132	
1,2-Dichloropropane	12500	14400	115	1	35	73-125	
1,2,4-Trimethylbenzene	12500	12100	96	0	16	49-120	
2-Hexanone	25000	33200	133	1	35	44-142	
1,1,2,2-Tetrachloroethane	12500	15100	121	0	35	37-149	
Acetone	25000	97500	46	3	35	32-157	
Benzene	12500	12900	104	1	35	70-121	
Bromoform	12500	14100	113	7	35	41-128	
Bromomethane	12500	10000	80	7	35	41-136	
Carbon disulfide	12500	12300	99	5	35	54-131	
Carbon tetrachloride	12500	14100	113	3	35	53-142	
1,1,1-Trichloroethane	12500	12500	100	5	35	62-135	
Chlorobenzene	12500	13600	109	3	35	73-120	
1,3-Dichloropropane	12500	14700	117	3	10	65-125	
Chloroethane	12500	10500	84	3	35	37-142	
1,2-Dibromo-3-Chloropropane	12500	13300	106	2	35	31-130	
Chloroform	12500	12200	98	6	35	66-126	
Chloromethane	12500	12500	100	5	35	33-146	
cis-1,2-Dichloroethene	12500	12600	100	1	35	68-121	
cis-1,3-Dichloropropene	12500	13400	107	2	35	56-121	
Bromodichloromethane	12500	13300	106	0	35	69-120	
1,1,2-Trichlorotrifluoroethane	12500	11300	91	8	35	41-145	
Dichlorodifluoromethane	12500	10300	82	1	35	27-132	
1,2,4-Trichlorobenzene	12500	10200	82	9	25	37-120	
Ethylbenzene	12500	13600	109	7	35	66-122	
1,2-Dibromoethane	12500	14600	117	0	35	66-120	
2,2-Dichloropropane	12500	11700	93	5	28	42-137	
1,2-Dichlorobenzene	12500	12500	100	1	35	65-120	
1,3-Dichlorobenzene	12500	12400	99	2	35	64-120	
1,4-Dichlorobenzene	12500	12000	96	0	35	65-120	
2-Chloroethyl vinyl ether	12500	11800 J	95	1	35	10-120	
Isopropylbenzene	12500	13500	108	3	20	56-122	
2-Chlorotoluene	12500	12700	102	2	18	50-130	
2-Butanone (MEK)	25000	28400	113	6	35	40-147	
4-Methyl-2-pentanone (MIBK)	25000	28700	115	2	35	40-147	
Bromobenzene	12500	12500	100	1	11	66-120	

Column to be used to flag recovery and RPD values

FORM III 8260B

FORM III
GC/MS VOA MATRIX SPIKE DUPLICATE RECOVERY

Lab Name: Eurofins TestAmerica, Canton Job No.: 240-124062-1

SDG No.:

Matrix: Water Level: Low Lab File ID: UXR3246.D

Lab ID: 240-124062-7 MSD Client ID: WC-W-PILES-121719 MSD

COMPOUND	SPIKE ADDED (ug/L)	MSD CONCENTRATION (ug/L)	MSD % REC	% RPD	QC LIMITS RPD	QC LIMITS REC	#
Methyl tert-butyl ether	12500	13400	107	2	17	50-126	
Bromochloromethane	12500	13300	106	4	14	73-120	
Methylene Chloride	12500	13100	105	2	32	59-127	
4-Chlorotoluene	12500	13300	106	2	16	49-133	
4-Isopropyltoluene	12500	12800	102	0	22	39-133	
Styrene	12500	14900	119	2	35	57-126	
m-Xylene & p-Xylene	12500	14400	115	0	35	65-123	
o-Xylene	12500	14700	117	0	35	63-124	
Hexachlorobutadiene	12500	8720	70	5	35	17-120	
Tetrachloroethene	12500	12700	102	3	35	52-129	
Dibromomethane	12500	13400	107	3	35	68-120	
Toluene	12500	14100	113	1	35	68-124	
Naphthalene	12500	9940	79	7	24	30-125	
trans-1,2-Dichloroethene	12500	13400	107	2	35	69-126	
n-Butylbenzene	12500	11300	91	1	24	27-135	
trans-1,3-Dichloropropene	12500	13900	111	3	35	53-120	
N-Propylbenzene	12500	12800	103	1	18	40-136	
Trichloroethene	12500	12300	98	3	35	56-124	
sec-Butylbenzene	12500	12200	98	0	24	32-139	
Trichlorofluoromethane	12500	11600	93	3	35	45-152	
tert-Butylbenzene	12500	12300	98	1	23	36-133	
Vinyl chloride	12500	12100	97	0	35	49-136	
Vinyl acetate	12500	9690	78	10	35	28-165	
tert-Butyl alcohol	125000	144000	115	11	35	70-130	
Xylenes, Total	25000	29100	116	0	35	64-124	

Column to be used to flag recovery and RPD values

FORM III 8260B

FORM III
GC/MS VOA MATRIX SPIKE DUPLICATE RECOVERY

Lab Name: Eurofins TestAmerica, Canton Job No.: 240-124062-1

SDG No.:

Matrix: Solid Level: Low Lab File ID: UX88073.D

Lab ID: 240-124077-C-5-C MSD Client ID:

COMPOUND	SPIKE ADDED (ug/Kg)	MSD CONCENTRATION (ug/Kg)	MSD % REC	% RPD	QC LIMITS RPD	QC LIMITS REC	#
1,1-Dichloroethane	28.0	20.4	73	11	40	35-129	
1,2-Dichloroethane	28.0	17.7	63	7	40	33-130	
1,2,4-Trimethylbenzene	28.0	18.8	67	57	40	10-138	F2 *
Benzene	28.0	18.2	65	6	40	32-131	
Ethylbenzene	28.0	17.0	61	17	40	12-133	
1,2-Dibromoethane	28.0	15.8	56	19	40	24-138	
Methyl tert-butyl ether	28.0	25.6	91	9	40	42-127	
m-Xylene & p-Xylene	28.0	15.4	55	26	40	10-132	
o-Xylene	28.0	16.5	59	27	40	11-134	
Toluene	28.0	22.3	80	24	40	20-141	
Naphthalene	28.0	4.01 J	14	37	40	10-120	*
Xylenes, Total	56.0	31.9	57	27	40	10-134	

Column to be used to flag recovery and RPD values

FORM III 8260B

FORM III
GC/MS VOA MATRIX SPIKE DUPLICATE RECOVERY

Lab Name: Eurofins TestAmerica, Canton Job No.: 240-124062-1

SDG No.:

Matrix: Water Level: Low Lab File ID: UXR3216.D

Lab ID: 240-124181-F-19 MSD Client ID:

COMPOUND	SPIKE ADDED (ug/L)	MSD CONCENTRATION (ug/L)	MSD % REC	% RPD	QC LIMITS RPD	QC LIMITS REC	#
1,1,1,2-Tetrachloroethane	10.0	10.6	106	1	35	67-120	
1,1-Dichloropropene	10.0	9.95	99	1	31	56-126	
1,1-Dichloroethane	10.0	10.3	103	2	35	71-121	
1,2,3-Trichlorobenzene	10.0	8.74	87	0	24	32-122	
1,2,3-Trichloropropane	10.0	10.9	109	2	35	53-137	
1,2-Dichloroethane	10.0	9.03	90	4	35	65-127	
1,1-Dichloroethene	10.0	9.39	94	0	35	64-132	
1,2-Dichloropropane	10.0	11.2	112	5	35	73-125	
1,2,4-Trimethylbenzene	10.0	9.17	92	0	16	49-120	
1,1,2,2-Tetrachloroethane	10.0	10.8	108	1	35	37-149	
Benzene	10.0	9.80	98	1	35	70-121	
Bromoform	10.0	10.1	101	5	35	41-128	
Bromomethane	10.0	7.56	76	1	35	41-136	
Carbon tetrachloride	10.0	10.5	105	1	35	53-142	
1,1,1-Trichloroethane	10.0	9.74	97	4	35	62-135	
Chlorobenzene	10.0	10.1	101	5	35	73-120	
1,3-Dichloropropane	10.0	11.0	110	2	10	65-125	
Chloroethane	10.0	8.04	80	5	35	37-142	
Chloroform	10.0	9.31	93	1	35	66-126	
Chloromethane	10.0	9.16	92	1	35	33-146	
cis-1,2-Dichloroethene	10.0	9.95	93	2	35	68-121	
cis-1,3-Dichloropropene	10.0	9.28	93	8	35	56-121	
Bromodichloromethane	10.0	9.74	97	2	35	69-120	
Dichlorodifluoromethane	10.0	8.02	80	1	35	27-132	
1,2,4-Trichlorobenzene	10.0	7.40	74	2	25	37-120	
Ethylbenzene	10.0	10.5	105	3	35	66-122	
1,2-Dibromoethane	10.0	10.3	103	6	35	66-120	
2,2-Dichloropropane	10.0	9.04	90	12	28	42-137	
1,2-Dichlorobenzene	10.0	9.69	97	3	35	65-120	
1,3-Dichlorobenzene	10.0	9.41	94	2	35	64-120	
1,4-Dichlorobenzene	10.0	9.30	93	1	35	65-120	
Isopropylbenzene	10.0	10.0	100	3	20	56-122	
2-Chlorotoluene	10.0	9.94	99	4	18	50-130	
Bromobenzene	10.0	9.43	94	3	11	66-120	
Bromochloromethane	10.0	10.1	101	1	14	73-120	
Methylene Chloride	10.0	9.81	98	0	32	59-127	
4-Chlorotoluene	10.0	9.55	95	6	16	49-133	
4-Isopropyltoluene	10.0	9.75	98	1	22	39-133	
Styrene	10.0	11.0	110	1	35	57-126	
m-Xylene & p-Xylene	10.0	10.6	106	3	35	65-123	
o-Xylene	10.0	10.6	106	1	35	63-124	
Hexachlorobutadiene	10.0	6.44	64	0	35	17-120	

Column to be used to flag recovery and RPD values

FORM III 8260B

FORM III
GC/MS VOA MATRIX SPIKE DUPLICATE RECOVERY

Lab Name: Eurofins TestAmerica, Canton Job No.: 240-124062-1

SDG No.:

Matrix: Water Level: Low Lab File ID: UXR3216.D

Lab ID: 240-124181-F-19 MSD Client ID:

COMPOUND	SPIKE ADDED (ug/L)	MSD CONCENTRATION (ug/L)	MSD % REC	% RPD	QC LIMITS RPD	QC LIMITS REC	#
Tetrachloroethene	10.0	9.33	93	5	35	52-129	
Dibromomethane	10.0	10.0	100	2	35	68-120	
Toluene	10.0	10.9	109	0	35	68-124	
Naphthalene	10.0	6.99	70	5	24	30-125	
trans-1,2-Dichloroethene	10.0	10.7	107	6	35	69-126	
n-Butylbenzene	10.0	8.53	85	0	24	27-135	
trans-1,3-Dichloropropene	10.0	9.79	98	2	35	53-120	
N-Propylbenzene	10.0	10.2	102	5	18	40-136	
Trichloroethene	10.0	19.7	70	1	35	56-124	
sec-Butylbenzene	10.0	9.44	94	2	24	32-139	
Trichlorofluoromethane	10.0	8.61	86	2	35	45-152	
tert-Butylbenzene	10.0	9.45	94	3	23	36-133	
Vinyl chloride	10.0	9.00	90	3	35	49-136	
Xylenes, Total	20.0	21.2	106	2	35	64-124	

Column to be used to flag recovery and RPD values

FORM III 8260B

FORM IV
GC/MS VOA METHOD BLANK SUMMARY

Lab Name: Eurofins TestAmerica, Canton Job No.: 240-124062-1

SDG No.:

Lab File ID: UX88059.D Lab Sample ID: MB 240-417546/7

Matrix: Solid Heated Purge:(Y/N) Y

Instrument ID: A3UX8 Date Analyzed: 12/28/2019 07:52

GC Column: DB-624 ID: 0.18(mm)

THIS METHOD BLANK APPLIES TO THE FOLLOWING SAMPLES:

CLIENT SAMPLE ID	LAB SAMPLE ID	LAB FILE ID	DATE ANALYZED
	LCS 240-417546/6	UX88058.D	12/28/2019 07:30
	240-124077-C-5-B MS	UX88072.D	12/28/2019 12:43
	240-124077-C-5-C MSD	UX88073.D	12/28/2019 13:05
E-SB-1796-0-1	240-124062-2	UX88075.D	12/28/2019 13:50
E-SB-1791-0-1	240-124062-4	UX88077.D	12/28/2019 14:34
E-SB-1792-1-2	240-124062-5	UX88078.D	12/28/2019 14:56
WC-S-PILES-121719	240-124062-6	UX88079.D	12/28/2019 15:18

FORM IV
GC/MS VOA METHOD BLANK SUMMARY

Lab Name: Eurofins TestAmerica, Canton Job No.: 240-124062-1

SDG No.:

Lab File ID: UX88092.D Lab Sample ID: MB 240-417563/7

Matrix: Solid Heated Purge:(Y/N) Y

Instrument ID: A3UX8 Date Analyzed: 12/29/2019 04:36

GC Column: DB-624 ID: 0.18(mm)

THIS METHOD BLANK APPLIES TO THE FOLLOWING SAMPLES:

CLIENT SAMPLE ID	LAB SAMPLE ID	LAB FILE ID	DATE ANALYZED
	LCS 240-417563/6	UX88091.D	12/29/2019 04:14
E-SB-DUP-01	240-124062-3	UX88100.D	12/29/2019 07:33
E-SB-DUP-01 MS	240-124062-3 MS	UX88101.D	12/29/2019 07:56
E-SB-DUP-01 MSD	240-124062-3 MSD	UX88102.D	12/29/2019 08:18
E-SB-1791-0-1	240-124062-4	UX88104.D	12/29/2019 09:03

FORM IV
GC/MS VOA METHOD BLANK SUMMARY

Lab Name: Eurofins TestAmerica, Canton Job No.: 240-124062-1

SDG No.:

Lab File ID: UXR3196.D Lab Sample ID: MB 240-417660/7

Matrix: Water Heated Purge:(Y/N) N

Instrument ID: A3UX17 Date Analyzed: 12/30/2019 12:35

GC Column: DB-624 ID: 0.18(mm)

THIS METHOD BLANK APPLIES TO THE FOLLOWING SAMPLES:

CLIENT SAMPLE ID	LAB SAMPLE ID	LAB FILE ID	DATE ANALYZED
	LCS 240-417660/4	UXR3193.D	12/30/2019 11:23
TB-121719	240-124062-1	UXR3210.D	12/30/2019 18:08
	240-124181-E-19 MS	UXR3215.D	12/30/2019 20:07
	240-124181-F-19 MSD	UXR3216.D	12/30/2019 20:31

FORM IV
GC/MS VOA METHOD BLANK SUMMARY

Lab Name: Eurofins TestAmerica, Canton Job No.: 240-124062-1

SDG No.:

Lab File ID: UXR3224.D Lab Sample ID: MB 240-417817/7

Matrix: Water Heated Purge:(Y/N) N

Instrument ID: A3UX17 Date Analyzed: 12/31/2019 13:28

GC Column: DB-624 ID: 0.18(mm)

THIS METHOD BLANK APPLIES TO THE FOLLOWING SAMPLES:

CLIENT SAMPLE ID	LAB SAMPLE ID	LAB FILE ID	DATE ANALYZED
	LCS 240-417817/4	UXR3221.D	12/31/2019 12:16
WC-W-PILES-121719	240-124062-7	UXR3226.D	12/31/2019 14:15
WC-W-PILES-121719 MS	240-124062-7 MS	UXR3245.D	12/31/2019 21:47
WC-W-PILES-121719 MSD	240-124062-7 MSD	UXR3246.D	12/31/2019 22:11

FORM V
GC/MS VOA INSTRUMENT PERFORMANCE CHECK
BROMOFLUOROBENZENE (BFB)

Lab Name: Eurofins TestAmerica, Canton Job No.: 240-124062-1

SDG No.:

Lab File ID: BFB2536.D BFB Injection Date: 06/11/2019

Instrument ID: A3UX17 BFB Injection Time: 17:04

Analysis Batch No.: 385628

M/E	ION ABUNDANCE CRITERIA	% RELATIVE ABUNDANCE	
50	15.0 - 40.0 % of mass 95	22.0	
75	30.0 - 60.0 % of mass 95	50.2	
95	Base Peak, 100% relative abundance	100.0	
96	5.0 - 9.0 % of mass 95	6.5	
173	Less than 2.0 % of mass 174	0.7	(0.8) 1
174	50.0 - 120.00 % of mass 95	85.3	
175	5.0 - 9.0 % of mass 174	6.5	(7.6) 1
176	95.0 - 101.0 % of mass 174	81.1	(95.1) 1
177	5.0 - 9.0 % of mass 176	4.9	(6.0) 2

1-Value is % mass 174 2-Value is % mass 176

THIS CHECK APPLIES TO THE FOLLOWING SAMPLES, MS, MSD, BLANKS AND STANDARDS:

CLIENT SAMPLE ID	LAB SAMPLE ID	LAB FILE ID	DATE ANALYZED	TIME ANALYZED
	STD8260 240-385628/2	UXR8410.D	06/11/2019	17:37
	STD8260 240-385628/3	UXR8411.D	06/11/2019	18:01
	STD8260 240-385628/4	UXR8412.D	06/11/2019	18:25
	STD8260 240-385628/5	UXR8413.D	06/11/2019	18:49
	STD8260 240-385628/6	UXR8414.D	06/11/2019	19:12
	STD8260 240-385628/7	UXR8415.D	06/11/2019	19:36
	STD8260 240-385628/8	UXR8416.D	06/11/2019	20:00
	ICV 240-385628/9	UXR8417.D	06/11/2019	20:24
	STDA9 240-385628/10	UXR8418.D	06/11/2019	20:48
	STDA9 240-385628/11	UXR8419.D	06/11/2019	21:11
	STDA9 240-385628/12	UXR8420.D	06/11/2019	21:35
	STDA9 240-385628/13	UXR8421.D	06/11/2019	21:59
	STDA9 240-385628/14	UXR8422.D	06/11/2019	22:23
	STDA9 240-385628/15	UXR8423.D	06/11/2019	22:47
	STDA9 240-385628/16	UXR8424.D	06/11/2019	23:10
	ICV 240-385628/17	UXR8425.D	06/11/2019	23:34

FORM V
GC/MS VOA INSTRUMENT PERFORMANCE CHECK
BROMOFLUOROBENZENE (BFB)

Lab Name: Eurofins TestAmerica, Canton Job No.: 240-124062-1

SDG No.:

Lab File ID: BFB2834.D BFB Injection Date: 12/30/2019

Instrument ID: A3UX17 BFB Injection Time: 10:08

Analysis Batch No.: 417660

M/E	ION ABUNDANCE CRITERIA	% RELATIVE ABUNDANCE	
50	15.0 - 40.0 % of mass 95	21.0	
75	30.0 - 60.0 % of mass 95	50.9	
95	Base Peak, 100% relative abundance	100.0	
96	5.0 - 9.0 % of mass 95	6.4	
173	Less than 2.0 % of mass 174	1.1	(1.4) 1
174	50.0 - 120.00 % of mass 95	80.4	
175	5.0 - 9.0 % of mass 174	4.8	(5.9) 1
176	95.0 - 101.0 % of mass 174	76.7	(95.4) 1
177	5.0 - 9.0 % of mass 176	4.4	(5.7) 2

1-Value is % mass 174 2-Value is % mass 176

THIS CHECK APPLIES TO THE FOLLOWING SAMPLES, MS, MSD, BLANKS AND STANDARDS:

CLIENT SAMPLE ID	LAB SAMPLE ID	LAB FILE ID	DATE ANALYZED	TIME ANALYZED
	CCVIS 240-417660/2	UXR3191.D	12/30/2019	10:36
	CCV 240-417660/3	UXR3192.D	12/30/2019	10:59
	LCS 240-417660/4	UXR3193.D	12/30/2019	11:23
	MB 240-417660/7	UXR3196.D	12/30/2019	12:35
TB-121719	240-124062-1	UXR3210.D	12/30/2019	18:08
	240-124181-E-19 MS	UXR3215.D	12/30/2019	20:07
	240-124181-F-19 MSD	UXR3216.D	12/30/2019	20:31

FORM V
GC/MS VOA INSTRUMENT PERFORMANCE CHECK
BROMOFLUOROBENZENE (BFB)

Lab Name: Eurofins TestAmerica, Canton Job No.: 240-124062-1

SDG No.:

Lab File ID: BFB2836.D BFB Injection Date: 12/31/2019

Instrument ID: A3UX17 BFB Injection Time: 11:05

Analysis Batch No.: 417817

M/E	ION ABUNDANCE CRITERIA	% RELATIVE ABUNDANCE	
50	15.0 - 40.0 % of mass 95	18.1	
75	30.0 - 60.0 % of mass 95	50.9	
95	Base Peak, 100% relative abundance	100.0	
96	5.0 - 9.0 % of mass 95	6.5	
173	Less than 2.0 % of mass 174	0.7	(1.0) 1
174	50.0 - 120.00 % of mass 95	75.5	
175	5.0 - 9.0 % of mass 174	5.5	(7.3) 1
176	95.0 - 101.0 % of mass 174	74.6	(98.7) 1
177	5.0 - 9.0 % of mass 176	4.7	(6.2) 2

1-Value is % mass 174 2-Value is % mass 176

THIS CHECK APPLIES TO THE FOLLOWING SAMPLES, MS, MSD, BLANKS AND STANDARDS:

CLIENT SAMPLE ID	LAB SAMPLE ID	LAB FILE ID	DATE ANALYZED	TIME ANALYZED
	CCVIS 240-417817/2	UXR3219.D	12/31/2019	11:28
	CCV 240-417817/3	UXR3220.D	12/31/2019	11:52
	LCS 240-417817/4	UXR3221.D	12/31/2019	12:16
	MB 240-417817/7	UXR3224.D	12/31/2019	13:28
WC-W-PILES-121719	240-124062-7	UXR3226.D	12/31/2019	14:15
WC-W-PILES-121719 MS	240-124062-7 MS	UXR3245.D	12/31/2019	21:47
WC-W-PILES-121719 MSD	240-124062-7 MSD	UXR3246.D	12/31/2019	22:11

FORM V
GC/MS VOA INSTRUMENT PERFORMANCE CHECK
BROMOFLUOROBENZENE (BFB)

Lab Name: Eurofins TestAmerica, Canton Job No.: 240-124062-1

SDG No.:

Lab File ID: BFB8992.D BFB Injection Date: 08/16/2019

Instrument ID: A3UX8 BFB Injection Time: 06:31

Analysis Batch No.: 396344

M/E	ION ABUNDANCE CRITERIA	% RELATIVE ABUNDANCE	
50	15.0 - 40.0 % of mass 95	17.9	
75	30.0 - 60.0 % of mass 95	39.6	
95	Base Peak, 100% relative abundance	100.0	
96	5.0 - 9.0 % of mass 95	6.8	
173	Less than 2.0 % of mass 174	0.5	(0.6) 1
174	50.0 - 120.00 % of mass 95	82.1	
175	5.0 - 9.0 % of mass 174	5.9	(7.1) 1
176	95.0 - 101.0 % of mass 174	79.1	(96.3) 1
177	5.0 - 9.0 % of mass 176	5.1	(6.5) 2

1-Value is % mass 174 2-Value is % mass 176

THIS CHECK APPLIES TO THE FOLLOWING SAMPLES, MS, MSD, BLANKS AND STANDARDS:

CLIENT SAMPLE ID	LAB SAMPLE ID	LAB FILE ID	DATE ANALYZED	TIME ANALYZED
	STDA9 240-396344/3	UX85973.D	08/16/2019	07:03
	STDA9 240-396344/4	UX85974.D	08/16/2019	07:25
	STDA9 240-396344/5	UX85975.D	08/16/2019	07:47
	STDA9 240-396344/6	UX85976.D	08/16/2019	08:08
	STDA9 240-396344/7	UX85977.D	08/16/2019	08:30
	STDA9 240-396344/8	UX85978.D	08/16/2019	08:52
	STDA9 240-396344/9	UX85979.D	08/16/2019	09:14
	STDA9 240-396344/10	UX85980.D	08/16/2019	09:35
	STDA9 240-396344/11	UX85981.D	08/16/2019	09:57

FORM V
GC/MS VOA INSTRUMENT PERFORMANCE CHECK
BROMOFLUOROBENZENE (BFB)

Lab Name: Eurofins TestAmerica, Canton Job No.: 240-124062-1

SDG No.:

Lab File ID: BFB8044.D BFB Injection Date: 11/04/2019

Instrument ID: A3UX8 BFB Injection Time: 01:19

Analysis Batch No.: 408938

M/E	ION ABUNDANCE CRITERIA	% RELATIVE ABUNDANCE	
50	15.0 - 40.0 % of mass 95	24.4	
75	30.0 - 60.0 % of mass 95	48.4	
95	Base Peak, 100% relative abundance	100.0	
96	5.0 - 9.0 % of mass 95	6.6	
173	Less than 2.0 % of mass 174	0.5	(0.7) 1
174	50.0 - 120.00 % of mass 95	70.7	
175	5.0 - 9.0 % of mass 174	5.1	(7.2) 1
176	95.0 - 101.0 % of mass 174	67.8	(95.9) 1
177	5.0 - 9.0 % of mass 176	4.5	(6.6) 2

1-Value is % mass 174 2-Value is % mass 176

THIS CHECK APPLIES TO THE FOLLOWING SAMPLES, MS, MSD, BLANKS AND STANDARDS:

CLIENT SAMPLE ID	LAB SAMPLE ID	LAB FILE ID	DATE ANALYZED	TIME ANALYZED
	STD8260 240-408938/3	UX87320.D	11/04/2019	01:56
	STD8260 240-408938/4	UX87321.D	11/04/2019	02:19
	STD8260 240-408938/5	UX87322.D	11/04/2019	02:43
	STD8260 240-408938/6	UX87323.D	11/04/2019	03:07
	ICIS 240-408938/7	UX87324.D	11/04/2019	03:30
	STD8260 240-408938/8	UX87325.D	11/04/2019	03:52
	STD8260 240-408938/9	UX87326.D	11/04/2019	04:14
	STD8260 240-408938/10	UX87327.D	11/04/2019	04:36
	STD8260 240-408938/11	UX87328.D	11/04/2019	05:00
	ICV 240-408938/13	UX87330.D	11/04/2019	05:47

FORM V
GC/MS VOA INSTRUMENT PERFORMANCE CHECK
BROMOFLUOROBENZENE (BFB)

Lab Name: Eurofins TestAmerica, Canton Job No.: 240-124062-1

SDG No.:

Lab File ID: BFB8078.D BFB Injection Date: 12/28/2019

Instrument ID: A3UX8 BFB Injection Time: 06:12

Analysis Batch No.: 417546

M/E	ION ABUNDANCE CRITERIA	% RELATIVE ABUNDANCE	
50	15.0 - 40.0 % of mass 95	21.3	
75	30.0 - 60.0 % of mass 95	45.5	
95	Base Peak, 100% relative abundance	100.0	
96	5.0 - 9.0 % of mass 95	6.6	
173	Less than 2.0 % of mass 174	0.0	(0.0) 1
174	50.0 - 120.00 % of mass 95	81.4	
175	5.0 - 9.0 % of mass 174	5.9	(7.2) 1
176	95.0 - 101.0 % of mass 174	78.6	(96.5) 1
177	5.0 - 9.0 % of mass 176	5.0	(6.4) 2

1-Value is % mass 174 2-Value is % mass 176

THIS CHECK APPLIES TO THE FOLLOWING SAMPLES, MS, MSD, BLANKS AND STANDARDS:

CLIENT SAMPLE ID	LAB SAMPLE ID	LAB FILE ID	DATE ANALYZED	TIME ANALYZED
	CCVIS 240-417546/4	UX88056.D	12/28/2019	06:45
	CCV 240-417546/5	UX88057.D	12/28/2019	07:07
	LCS 240-417546/6	UX88058.D	12/28/2019	07:30
	MB 240-417546/7	UX88059.D	12/28/2019	07:52
	240-124077-C-5-B MS	UX88072.D	12/28/2019	12:43
	240-124077-C-5-C MSD	UX88073.D	12/28/2019	13:05
E-SB-1796-0-1	240-124062-2	UX88075.D	12/28/2019	13:50
E-SB-1791-0-1	240-124062-4	UX88077.D	12/28/2019	14:34
E-SB-1792-1-2	240-124062-5	UX88078.D	12/28/2019	14:56
WC-S-PILES-121719	240-124062-6	UX88079.D	12/28/2019	15:18

FORM V
GC/MS VOA INSTRUMENT PERFORMANCE CHECK
BROMOFLUOROBENZENE (BFB)

Lab Name: Eurofins TestAmerica, Canton Job No.: 240-124062-1

SDG No.:

Lab File ID: BFB8079.D BFB Injection Date: 12/29/2019

Instrument ID: A3UX8 BFB Injection Time: 02:54

Analysis Batch No.: 417563

M/E	ION ABUNDANCE CRITERIA	% RELATIVE ABUNDANCE	
50	15.0 - 40.0 % of mass 95	22.7	
75	30.0 - 60.0 % of mass 95	46.4	
95	Base Peak, 100% relative abundance	100.0	
96	5.0 - 9.0 % of mass 95	6.6	
173	Less than 2.0 % of mass 174	0.7	(0.9) 1
174	50.0 - 120.00 % of mass 95	72.8	
175	5.0 - 9.0 % of mass 174	5.3	(7.3) 1
176	95.0 - 101.0 % of mass 174	70.3	(96.6) 1
177	5.0 - 9.0 % of mass 176	4.6	(6.5) 2

1-Value is % mass 174 2-Value is % mass 176

THIS CHECK APPLIES TO THE FOLLOWING SAMPLES, MS, MSD, BLANKS AND STANDARDS:

CLIENT SAMPLE ID	LAB SAMPLE ID	LAB FILE ID	DATE ANALYZED	TIME ANALYZED
	CCVIS 240-417563/4	UX88089.D	12/29/2019	03:29
	CCV 240-417563/5	UX88090.D	12/29/2019	03:51
	LCS 240-417563/6	UX88091.D	12/29/2019	04:14
	MB 240-417563/7	UX88092.D	12/29/2019	04:36
E-SB-DUP-01	240-124062-3	UX88100.D	12/29/2019	07:33
E-SB-DUP-01 MS	240-124062-3 MS	UX88101.D	12/29/2019	07:56
E-SB-DUP-01 MSD	240-124062-3 MSD	UX88102.D	12/29/2019	08:18
E-SB-1791-0-1	240-124062-4	UX88104.D	12/29/2019	09:03

FORM VIII
GC/MS VOA INTERNAL STANDARD AREA AND RETENTION TIME SUMMARY

Lab Name: Eurofins TestAmerica, Canton Job No.: 240-124062-1

SDG No.:

Sample No.: STD8260 240-385628/4 Date Analyzed: 06/11/2019 18:25

Instrument ID: A3UX17 GC Column: DB-624 ID: 0.18(mm)

Lab File ID (Standard): UXR8412.D Heated Purge: (Y/N) N

Calibration ID: 51508

		FB		CBNZd5		DCBd4	
		AREA #	RT #	AREA #	RT #	AREA #	RT #
INITIAL CALIBRATION MID-POINT		1832420	5.78	1276440	8.47	667379	10.72
UPPER LIMIT		3664840	6.28	2552880	8.97	1334758	11.22
LOWER LIMIT		916210	5.28	638220	7.97	333690	10.22
LAB SAMPLE ID	CLIENT SAMPLE ID						
ICV 240-385628/9		1780030	5.78	1242464	8.47	669972	10.72
ICV 240-385628/17		1718303	5.78	1341962	8.47	516289	10.72
CCVIS 240-417660/2		1175867	5.76	762504	8.47	455635	10.71
CCVIS 240-417817/2		1081346	5.76	700127	8.47	418854	10.71

FB = Fluorobenzene
CBNZd5 = Chlorobenzene-d5
DCBd4 = 1,4-Dichlorobenzene-d4

Area Limit = 50%-200% of internal standard area
RT Limit = ± 0.5 minutes of internal standard RT

Column used to flag values outside QC limits

FORM VIII 8260B

FORM VIII
GC/MS VOA INTERNAL STANDARD AREA AND RETENTION TIME SUMMARY

Lab Name: Eurofins TestAmerica, Canton Job No.: 240-124062-1

SDG No.:

Sample No.: CCVIS 240-417660/2 Date Analyzed: 12/30/2019 10:36

Instrument ID: A3UX17 GC Column: DB-624 ID: 0.18(mm)

Lab File ID (Standard): UXR3191.D Heated Purge: (Y/N) N

Calibration ID: 51510

		FB		CBNZd5		DCBd4	
		AREA #	RT #	AREA #	RT #	AREA #	RT #
12/24 HOUR STD		1175867	5.76	762504	8.47	455635	10.71
UPPER LIMIT		2351734	6.26	1525008	8.97	911270	11.21
LOWER LIMIT		587934	5.26	381252	7.97	227818	10.21
LAB SAMPLE ID	CLIENT SAMPLE ID						
CCV 240-417660/3		1148726	5.78	845938	8.47	302267	10.71
LCS 240-417660/4		1178586	5.78	778386	8.47	456945	10.71
MB 240-417660/7		965340	5.78	678972	8.47	284700	10.72
240-124062-1	TB-121719	865112	5.78	619889	8.47	262699	10.72
240-124181-E-19 MS		1080839	5.78	693128	8.47	415037	10.71
240-124181-F-19 MSD		1112223	5.76	733056	8.47	421476	10.71

FB = Fluorobenzene
CBNZd5 = Chlorobenzene-d5
DCBd4 = 1,4-Dichlorobenzene-d4

Area Limit = 50%-200% of internal standard area
RT Limit = ± 0.5 minutes of internal standard RT

Column used to flag values outside QC limits

FORM VIII 8260B

FORM VIII
GC/MS VOA INTERNAL STANDARD AREA AND RETENTION TIME SUMMARY

Lab Name: Eurofins TestAmerica, Canton Job No.: 240-124062-1

SDG No.:

Sample No.: CCVIS 240-417817/2 Date Analyzed: 12/31/2019 11:28

Instrument ID: A3UX17 GC Column: DB-624 ID: 0.18(mm)

Lab File ID (Standard): UXR3219.D Heated Purge: (Y/N) N

Calibration ID: 51510

		FB		CBNZd5		DCBd4	
		AREA #	RT #	AREA #	RT #	AREA #	RT #
12/24 HOUR STD		1081346	5.76	700127	8.47	418854	10.71
UPPER LIMIT		2162692	6.26	1400254	8.97	837708	11.21
LOWER LIMIT		540673	5.26	350064	7.97	209427	10.21
LAB SAMPLE ID	CLIENT SAMPLE ID						
CCV 240-417817/3		1069041	5.78	812724	8.47	285214	10.71
LCS 240-417817/4		1121525	5.78	744178	8.47	418898	10.71
MB 240-417817/7		915027	5.78	636085	8.47	274573	10.71
240-124062-7	WC-W-PILES-121719	898990	5.78	623493	8.47	257059	10.72
240-124062-7 MS	WC-W-PILES-121719 MS	991869	5.76	654170	8.47	401255	10.71
240-124062-7 MSD	WC-W-PILES-121719 MSD	1055108	5.78	686231	8.47	412559	10.71

FB = Fluorobenzene
CBNZd5 = Chlorobenzene-d5
DCBd4 = 1,4-Dichlorobenzene-d4

Area Limit = 50%-200% of internal standard area
RT Limit = ± 0.5 minutes of internal standard RT

Column used to flag values outside QC limits

FORM VIII 8260B

FORM VIII
GC/MS VOA INTERNAL STANDARD AREA AND RETENTION TIME SUMMARY

Lab Name: Eurofins TestAmerica, Canton Job No.: 240-124062-1

SDG No.:

Sample No.: ICIS 240-408938/7 Date Analyzed: 11/04/2019 03:30

Instrument ID: A3UX8 GC Column: DB-624 ID: 0.18(mm)

Lab File ID (Standard): UX87324.D Heated Purge: (Y/N) Y

Calibration ID: 54202

		FB		CBNZd5		DCBd4	
		AREA #	RT #	AREA #	RT #	AREA #	RT #
INITIAL CALIBRATION MID-POINT		801591	5.09	556046	7.60	281117	9.78
UPPER LIMIT		1603182	5.59	1112092	8.10	562234	10.28
LOWER LIMIT		400796	4.59	278023	7.10	140559	9.28
LAB SAMPLE ID	CLIENT SAMPLE ID						
ICV 240-408938/13		763418	5.09	515888	7.60	269522	9.79
CCVIS 240-417546/4		748510	5.08	489756	7.60	265610	9.79
CCVIS 240-417563/4		841319	5.09	539257	7.59	274191	9.78

FB = Fluorobenzene
CBNZd5 = Chlorobenzene-d5
DCBd4 = 1,4-Dichlorobenzene-d4

Area Limit = 50%-200% of internal standard area
RT Limit = ± 0.5 minutes of internal standard RT

Column used to flag values outside QC limits

FORM VIII 8260B

FORM VIII
GC/MS VOA INTERNAL STANDARD AREA AND RETENTION TIME SUMMARY

Lab Name: Eurofins TestAmerica, Canton Job No.: 240-124062-1

SDG No.:

Sample No.: CCVIS 240-417546/4 Date Analyzed: 12/28/2019 06:45

Instrument ID: A3UX8 GC Column: DB-624 ID: 0.18(mm)

Lab File ID (Standard): UX88056.D Heated Purge: (Y/N) Y

Calibration ID: 54202

		FB		CBNZd5		DCBd4	
		AREA #	RT #	AREA #	RT #	AREA #	RT #
12/24 HOUR STD		748510	5.08	489756	7.60	265610	9.79
UPPER LIMIT		1497020	5.58	979512	8.10	531220	10.29
LOWER LIMIT		374255	4.58	244878	7.10	132805	9.29
LAB SAMPLE ID	CLIENT SAMPLE ID						
CCV 240-417546/5		769045	5.09	524520	7.59	261086	9.78
LCS 240-417546/6		758755	5.09	500966	7.60	262802	9.78
MB 240-417546/7		718056	5.09	472772	7.60	246524	9.78
240-124077-C-5-B MS		494362	5.09	166147*	7.59	34003*	9.78
240-124077-C-5-C MSD		565365	5.09	246812	7.60	73125*	9.78
240-124062-2	E-SB-1796-0-1	660783	5.09	412400	7.59	161932	9.78
240-124062-4	E-SB-1791-0-1	610596	5.09	370422	7.60	125712*	9.78
240-124062-5	E-SB-1792-1-2	594238	5.09	375200	7.60	170476	9.78
240-124062-6	WC-S-PILES-121719	589337	5.09	367054	7.59	148003	9.78

FB = Fluorobenzene
CBNZd5 = Chlorobenzene-d5
DCBd4 = 1,4-Dichlorobenzene-d4

Area Limit = 50%-200% of internal standard area
RT Limit = ± 0.5 minutes of internal standard RT

Column used to flag values outside QC limits

FORM VIII 8260B

FORM VIII
GC/MS VOA INTERNAL STANDARD AREA AND RETENTION TIME SUMMARY

Lab Name: Eurofins TestAmerica, Canton Job No.: 240-124062-1

SDG No.:

Sample No.: CCVIS 240-417563/4 Date Analyzed: 12/29/2019 03:29

Instrument ID: A3UX8 GC Column: DB-624 ID: 0.18(mm)

Lab File ID (Standard): UX88089.D Heated Purge: (Y/N) Y

Calibration ID: 54202

		FB		CBNZd5		DCBd4	
		AREA #	RT #	AREA #	RT #	AREA #	RT #
12/24 HOUR STD		841319	5.09	539257	7.59	274191	9.78
UPPER LIMIT		1682638	5.59	1078514	8.09	548382	10.28
LOWER LIMIT		420660	4.59	269629	7.09	137096	9.28
LAB SAMPLE ID	CLIENT SAMPLE ID						
CCV 240-417563/5		863003	5.09	573086	7.59	268247	9.78
LCS 240-417563/6		801732	5.08	516680	7.60	276485	9.79
MB 240-417563/7		783308	5.09	530273	7.59	257822	9.78
240-124062-3	E-SB-DUP-01	693631	5.08	439729	7.60	169268	9.78
240-124062-3 MS	E-SB-DUP-01 MS	716551	5.09	417301	7.60	164531	9.78
240-124062-3 MSD	E-SB-DUP-01 MSD	765046	5.09	486872	7.60	254802	9.79
240-124062-4	E-SB-1791-0-1	722478	5.09	479024	7.59	231510	9.78

FB = Fluorobenzene
CBNZd5 = Chlorobenzene-d5
DCBd4 = 1,4-Dichlorobenzene-d4

Area Limit = 50%-200% of internal standard area
RT Limit = ± 0.5 minutes of internal standard RT

Column used to flag values outside QC limits

FORM VIII 8260B

FORM I
GC/MS VOA ORGANICS ANALYSIS DATA SHEET

Lab Name: Eurofins TestAmerica, Canton Job No.: 240-124062-1

SDG No.:

Client Sample ID: TB-121719 Lab Sample ID: 240-124062-1

Matrix: Water Lab File ID: UXR3210.D

Analysis Method: 8260B Date Collected: 12/17/2019 00:00

Sample wt/vol: 5(mL) Date Analyzed: 12/30/2019 18:08

Soil Aliquot Vol: Dilution Factor: 1

Soil Extract Vol.: GC Column: DB-624 ID: 0.18(mm)

% Moisture: Level: (low/med) Low

Analysis Batch No.: 417660 Units: ug/L

CAS NO.	COMPOUND NAME	RESULT	Q	RL	MDL
67-64-1	Acetone	5.4	U	10	5.4
630-20-6	1,1,1,2-Tetrachloroethane	0.14	U	1.0	0.14
71-43-2	Benzene	0.13	U	1.0	0.13
75-27-4	Bromodichloromethane	0.17	U	1.0	0.17
75-25-2	Bromoform	0.76	U	1.0	0.76
74-83-9	Bromomethane	0.42	U	1.0	0.42
78-93-3	2-Butanone (MEK)	1.2	U	10	1.2
75-15-0	Carbon disulfide	0.28	U	1.0	0.28
56-23-5	Carbon tetrachloride	0.26	U	1.0	0.26
108-90-7	Chlorobenzene	0.14	U	1.0	0.14
75-00-3	Chloroethane	0.83	U	1.0	0.83
67-66-3	Chloroform	0.13	U	1.0	0.13
563-58-6	1,1-Dichloropropene	0.14	U	1.0	0.14
74-87-3	Chloromethane	0.20	U	1.0	0.20
75-34-3	1,1-Dichloroethane	0.17	U	1.0	0.17
87-61-6	1,2,3-Trichlorobenzene	0.54	U	1.0	0.54
96-18-4	1,2,3-Trichloropropane	0.24	U	1.0	0.24
107-06-2	1,2-Dichloroethane	0.21	U	1.0	0.21
75-35-4	1,1-Dichloroethene	0.19	U	1.0	0.19
526-73-8	1,2,3-Trimethylbenzene	0.14	U	5.0	0.14
78-87-5	1,2-Dichloropropane	0.15	U	1.0	0.15
95-63-6	1,2,4-Trimethylbenzene	0.070	U	1.0	0.070
10061-01-5	cis-1,3-Dichloropropene	0.61	U	1.0	0.61
10061-02-6	trans-1,3-Dichloropropene	0.67	U	1.0	0.67
100-41-4	Ethylbenzene	0.11	U	1.0	0.11
591-78-6	2-Hexanone	0.54	U	10	0.54
75-09-2	Methylene Chloride	2.6	U	5.0	2.6
108-10-1	4-Methyl-2-pentanone (MIBK)	0.42	U	10	0.42
100-42-5	Styrene	0.10	U	1.0	0.10
79-34-5	1,1,2,2-Tetrachloroethane	0.13	U	1.0	0.13
127-18-4	Tetrachloroethene	0.15	U	1.0	0.15
108-88-3	Toluene	0.14	U	1.0	0.14
79-01-6	Trichloroethene	0.10	U	1.0	0.10
75-01-4	Vinyl chloride	0.20	U	1.0	0.20
1330-20-7	Xylenes, Total	0.15	U	2.0	0.15
71-55-6	1,1,1-Trichloroethane	0.24	U	1.0	0.24

FORM I
GC/MS VOA ORGANICS ANALYSIS DATA SHEET

Lab Name: Eurofins TestAmerica, Canton Job No.: 240-124062-1

SDG No.:

Client Sample ID: TB-121719 Lab Sample ID: 240-124062-1

Matrix: Water Lab File ID: UXR3210.D

Analysis Method: 8260B Date Collected: 12/17/2019 00:00

Sample wt/vol: 5(mL) Date Analyzed: 12/30/2019 18:08

Soil Aliquot Vol: Dilution Factor: 1

Soil Extract Vol.: GC Column: DB-624 ID: 0.18(mm)

% Moisture: Level: (low/med) Low

Analysis Batch No.: 417660 Units: ug/L

CAS NO.	COMPOUND NAME	RESULT	Q	RL	MDL
142-28-9	1,3-Dichloropropane	0.21	U	1.0	0.21
96-12-8	1,2-Dibromo-3-Chloropropane	0.91	U	2.0	0.91
106-93-4	1,2-Dibromoethane	0.12	U	1.0	0.12
75-71-8	Dichlorodifluoromethane	0.35	U	1.0	0.35
156-59-2	cis-1,2-Dichloroethene	0.16	U	1.0	0.16
156-60-5	trans-1,2-Dichloroethene	0.19	U	1.0	0.19
98-82-8	Isopropylbenzene	0.090	U	1.0	0.090
1634-04-4	Methyl tert-butyl ether	0.070	U	1.0	0.070
76-13-1	1,1,2-Trichlorotrifluoroethane	0.41	U	1.0	0.41
120-82-1	1,2,4-Trichlorobenzene	0.26	U	1.0	0.26
594-20-7	2,2-Dichloropropane	0.31	U	1.0	0.31
95-50-1	1,2-Dichlorobenzene	0.15	U	1.0	0.15
541-73-1	1,3-Dichlorobenzene	0.15	U	1.0	0.15
106-46-7	1,4-Dichlorobenzene	0.16	U	1.0	0.16
110-75-8	2-Chloroethyl vinyl ether	0.26	U	10	0.26
75-69-4	Trichlorofluoromethane	0.45	U	1.0	0.45
95-49-8	2-Chlorotoluene	0.15	U	1.0	0.15
124-48-1	Chlorodibromomethane	0.39	U	1.0	0.39
108-86-1	Bromobenzene	0.12	U	1.0	0.12
74-97-5	Bromochloromethane	0.14	U	1.0	0.14
106-43-4	4-Chlorotoluene	0.090	U	1.0	0.090
99-87-6	4-Isopropyltoluene	0.13	U	1.0	0.13
87-68-3	Hexachlorobutadiene	0.83	U	1.0	0.83
74-95-3	Dibromomethane	0.090	U	1.0	0.090
108-20-3	Diisopropyl ether	0.17	U	10	0.17
91-20-3	Naphthalene	0.32	U	1.0	0.32
104-51-8	n-Butylbenzene	0.14	U	1.0	0.14
103-65-1	N-Propylbenzene	0.15	U	1.0	0.15
135-98-8	sec-Butylbenzene	0.13	U	1.0	0.13
994-05-8	Tert-amyl methyl ether	0.11	U	5.0	0.11
637-92-3	Ethyl tert-butyl ether	0.15	U	5.0	0.15
98-06-6	tert-Butylbenzene	0.14	U	1.0	0.14
108-05-4	Vinyl acetate	0.19	U	2.0	0.19
75-65-0	tert-Butyl alcohol	1.7	U	40	1.7

FORM I
GC/MS VOA ORGANICS ANALYSIS DATA SHEET

Lab Name: Eurofins TestAmerica, Canton Job No.: 240-124062-1

SDG No.:

Client Sample ID: TB-121719 Lab Sample ID: 240-124062-1

Matrix: Water Lab File ID: UXR3210.D

Analysis Method: 8260B Date Collected: 12/17/2019 00:00

Sample wt/vol: 5(mL) Date Analyzed: 12/30/2019 18:08

Soil Aliquot Vol: Dilution Factor: 1

Soil Extract Vol.: GC Column: DB-624 ID: 0.18(mm)

% Moisture: Level: (low/med) Low

Analysis Batch No.: 417660 Units: ug/L

CAS NO.	SURROGATE	%REC	Q	LIMITS
17060-07-0	1,2-Dichloroethane-d4 (Surr)	108		75-130
460-00-4	4-Bromofluorobenzene (Surr)	74		47-134
2037-26-5	Toluene-d8 (Surr)	91		69-122
1868-53-7	Dibromofluoromethane (Surr)	115		78-129

Eurofins TestAmerica, Canton
Target Compound Quantitation Report

Data File: \\chromna\Canton\ChromData\A3UX17\20191230-94649.b\UXR3210.D
Lims ID: 240-124062-B-1
Client ID: TB-121719
Sample Type: Client
Inject. Date: 30-Dec-2019 18:08:30 ALS Bottle#: 23 Worklist Smp#: 21
Purge Vol: 5.000 mL Dil. Factor: 1.0000
Sample Info: 240-0094649-021
Operator ID: 001644 Instrument ID: A3UX17

Method: \\chromna\Canton\ChromData\A3UX17\20191230-94649.b\8260_17.m
Limit Group: MSV 8260B ICAL
Last Update: 31-Dec-2019 10:45:43 Calib Date: 11-Jun-2019 23:10:30
Integrator: RTE ID Type: Deconvolution ID
Quant Method: Internal Standard Quant By: Initial Calibration
Last ICal File: \\chromna\Canton\ChromData\A3UX17\20190611-88015.b\UXR8424.D

Column 1 : DB-624 (0.18 mm) Det: MS SCAN
Process Host: CTX0317

First Level Reviewer: williamsla Date: 31-Dec-2019 10:41:39

Compound	Sig	RT (min.)	Exp RT (min.)	Dlt RT (min.)	Q	Response	OnCol Amt ug/l	Flags
* 1 Fluorobenzene	96	5.775	5.775	0.000	99	865112	10.0	
* 2 Chlorobenzene-d5	117	8.467	8.467	0.000	87	619889	10.0	
* 3 1,4-Dichlorobenzene-d4	152	10.720	10.708	0.012	96	262699	10.0	
$ 4 Dibromofluoromethane (Surr	113	5.194	5.194	0.000	93	232479	11.5	
$ 5 1,2-Dichloroethane-d4 (Sur	65	5.491	5.490	0.001	95	314274	10.8	
$ 6 Toluene-d8 (Surr)	98	7.151	7.139	0.012	94	731909	9.11	
$ 7 4-Bromofluorobenzene (Surr	95	9.582	9.582	0.000	86	219387	7.37	
9 Dichlorodifluoromethane	85		1.696				ND	
10 Chloromethane	50		1.885				ND	
11 Vinyl chloride	62		2.016				ND	
12 Bromomethane	94		2.348				ND	
13 Chloroethane	64		2.467				ND	
15 Trichlorofluoromethane	101		2.716				ND	
19 1,1-Dichloroethene	96		3.202				ND	
20 1,1,2-Trichloro-1,2,2-trif	151		3.225				ND	
21 Acetone	43		3.261				ND	
23 Carbon disulfide	76		3.427				ND	
27 Methylene Chloride	84		3.652				ND	
28 2-Methyl-2-propanol	59		3.759				ND	
30 Methyl tert-butyl ether	73		3.901				ND	
31 trans-1,2-Dichloroethene	96		3.901				ND	
33 1,1-Dichloroethane	63		4.281				ND	
35 Isopropyl ether	87		4.316				ND	
34 Vinyl acetate	43		4.316				ND	
37 Tert-butyl ethyl ether	59		4.637				ND	
38 2,2-Dichloropropane	97		4.779				ND	
39 cis-1,2-Dichloroethene	96		4.791				ND	
40 2-Butanone (MEK)	43		4.791				ND	U
44 Chlorobromomethane	128		4.992				ND	
46 Chloroform	83		5.052				ND	
47 1,1,1-Trichloroethane	97		5.218				ND	
49 1,1-Dichloropropene	75		5.348				ND	

Compound	Sig	RT (min.)	Exp RT (min.)	Dlt RT (min.)	Q	Response	OnCol Amt ug/l	Flags
50 Carbon tetrachloride	117		5.360				ND	
52 Benzene	78		5.538				ND	
53 1,2-Dichloroethane	62		5.550				ND	
54 Tert-amyl methyl ether	73		5.609				ND	
57 Trichloroethene	130		6.083				ND	
60 1,2-Dichloropropane	63		6.285				ND	
62 Dibromomethane	93		6.392				ND	
64 Dichlorobromomethane	83		6.510				ND	
66 2-Chloroethyl vinyl ether	63		6.759				ND	
67 cis-1,3-Dichloropropene	75		6.902				ND	
68 4-Methyl-2-pentanone (MIBK	43		7.032				ND	
69 Toluene	91		7.198				ND	
70 trans-1,3-Dichloropropene	75		7.388				ND	
73 Tetrachloroethene	164		7.696				ND	
75 1,3-Dichloropropane	76		7.720				ND	
76 2-Hexanone	43		7.779				ND	
78 Chlorodibromomethane	129		7.933				ND	
79 Ethylene Dibromide	107		8.052				ND	
81 Chlorobenzene	112		8.491				ND	
82 1,1,1,2-Tetrachloroethane	131		8.562				ND	
83 Ethylbenzene	106		8.586				ND	
84 m-Xylene & p-Xylene	106		8.692				ND	
85 o-Xylene	106		9.072				ND	
86 Styrene	104		9.084				ND	
87 Bromoform	173		9.285				ND	
89 Isopropylbenzene	105		9.416				ND	
91 1,1,2,2-Tetrachloroethane	83		9.712				ND	
92 Bromobenzene	156		9.736				ND	
94 1,2,3-Trichloropropane	110		9.760				ND	
95 N-Propylbenzene	120		9.819				ND	
96 2-Chlorotoluene	126		9.914				ND	
98 4-Chlorotoluene	126		10.020				ND	
99 tert-Butylbenzene	119		10.305				ND	
101 1,2,4-Trimethylbenzene	105		10.352				ND	
102 sec-Butylbenzene	105		10.518				ND	
103 1,3-Dichlorobenzene	146		10.649				ND	
104 4-Isopropyltoluene	119		10.661				ND	
105 1,4-Dichlorobenzene	146		10.732				ND	
106 1,2,3-Trimethylbenzene	105		10.779				ND	
108 n-Butylbenzene	91		11.064				ND	
109 1,2-Dichlorobenzene	146		11.111				ND	
111 1,2-Dibromo-3-Chloropropan	157		11.894				ND	
113 1,2,4-Trichlorobenzene	180		12.712				ND	
114 Hexachlorobutadiene	225		12.878				ND	
115 Naphthalene	128		12.985				ND	
116 1,2,3-Trichlorobenzene	180		13.246				ND	
S 130 Xylenes, Total	106		16.530				ND	

QC Flag Legend

Review Flags

U - Marked Undetected

Reagents:

vm50ss_stk_00082	Amount Added:	1.00	Units: uL	Run Reagent
VM50IS_00079	Amount Added:	1.00	Units: uL	Run Reagent
vm40ml_vials_00014	Amount Added:	0.00	Units:	Run Reagent
vmDist_H2o_00162	Amount Added:	0.00	Units:	Run Reagent

Report Date: 31-Dec-2019 10:48:16 Chrom Revision: 2.3 15-Dec-2019 06:20:02

Eurofins TestAmerica, Canton

Data File: \\chromna\Canton\ChromData\A3UX17\20191230-94649.b\UXR3210.D

Injection Date:	30-Dec-2019 18:08:30	Instrument ID:	A3UX17	Operator ID:	001644
Lims ID:	240-124062-B-1	Lab Sample ID:	240-124062-1	Worklist Smp#:	21
Client ID:	TB-121719				
Purge Vol:	5.000 mL	Dil. Factor:	1.0000	ALS Bottle#:	23
Method:	8260_17	Limit Group:	MSV 8260B ICAL		

Column: DB-624 (0.18 mm)

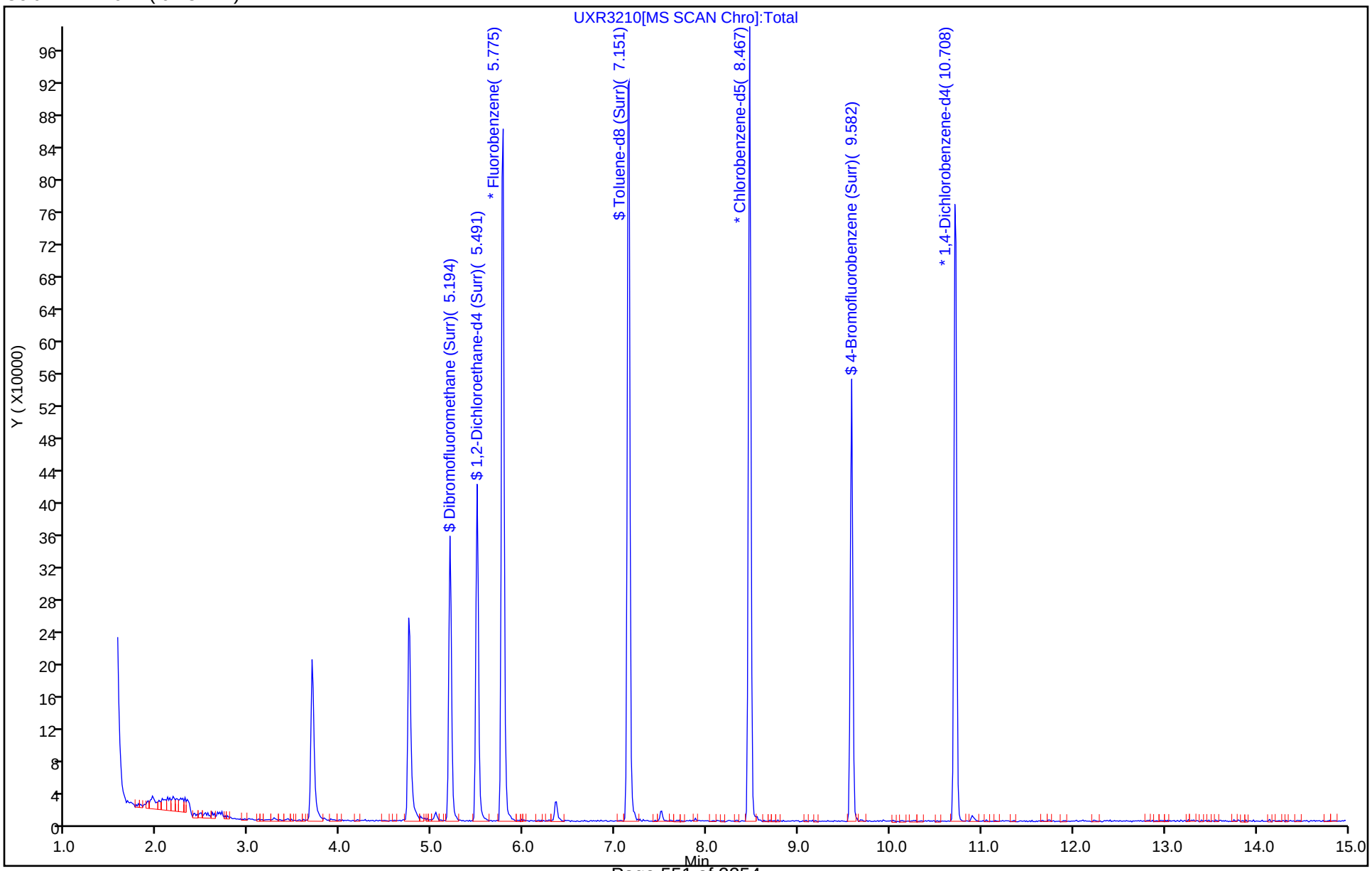

Eurofins TestAmerica, Canton
Recovery Report

Data File: \\chromna\Canton\ChromData\A3UX17\20191230-94649.b\UXR3210.D
Lims ID: 240-124062-B-1
Client ID: TB-121719
Sample Type: Client
Inject. Date: 30-Dec-2019 18:08:30 ALS Bottle#: 23 Worklist Smp#: 21
Purge Vol: 5.000 mL Dil. Factor: 1.0000
Sample Info: 240-0094649-021
Operator ID: 001644 Instrument ID: A3UX17

Method: \\chromna\Canton\ChromData\A3UX17\20191230-94649.b\8260_17.m
Limit Group: MSV 8260B ICAL
Last Update: 31-Dec-2019 10:45:43 Calib Date: 11-Jun-2019 23:10:30
Integrator: RTE ID Type: Deconvolution ID
Quant Method: Internal Standard Quant By: Initial Calibration
Last ICal File: \\chromna\Canton\ChromData\A3UX17\20190611-88015.b\UXR8424.D

Column 1 : DB-624 (0.18 mm) Det: MS SCAN
Process Host: CTX0317

First Level Reviewer: williamsla Date: 31-Dec-2019 10:41:39

Compound	Amount Added	Amount Recovered	% Rec.
$ 4 Dibromofluoromethane (Surr)	10.0	11.5	114.76
$ 5 1,2-Dichloroethane-d4 (Surr)	10.0	10.8	108.29
$ 6 Toluene-d8 (Surr)	10.0	9.11	91.11
$ 7 4-Bromofluorobenzene (Surr)	10.0	7.37	73.74

User Disabled Compound Report

Eurofins TestAmerica, Canton

Data File:	\\chromna\Canton\ChromData\A3UX17\20191230-94649.b\UXR3210.D				
Injection Date:	30-Dec-2019 18:08:30	Instrument ID:	A3UX17		
Lims ID:	240-124062-B-1	Lab Sample ID:	240-124062-1		
Client ID:	TB-121719				
Operator ID:	001644	ALS Bottle#:	23	Worklist Smp#:	21
Purge Vol:	5.000 mL	Dil. Factor:	1.0000		
Method:	8260_17	Limit Group:	MSV 8260B ICAL		
Column:	DB-624 (0.18 mm)	Detector	MS SCAN		

40 2-Butanone (MEK), CAS: 78-93-3

Processing Results

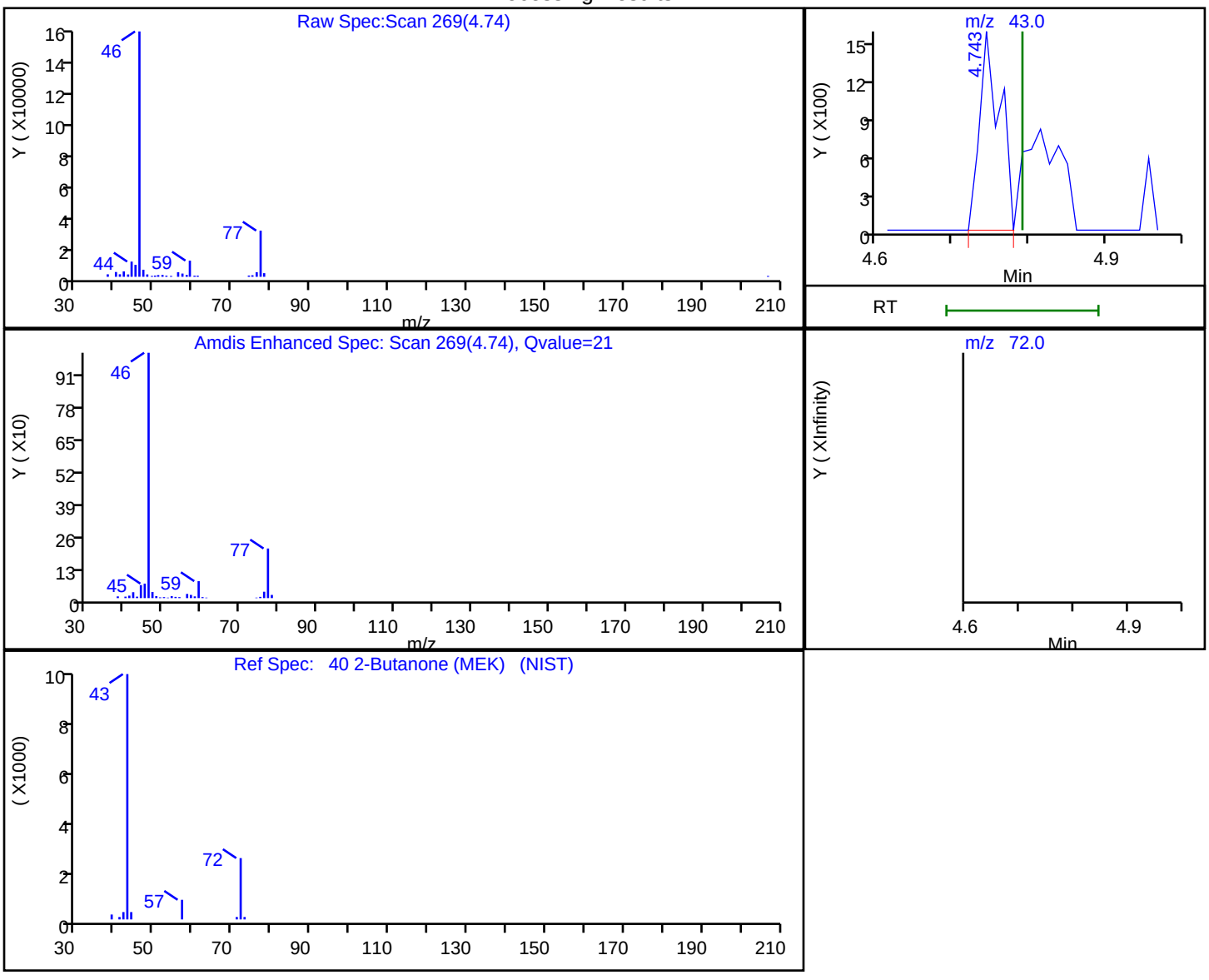

RT	Mass	Response	Amount
4.74	43.00	2837	0.377452
4.79	72.00	0	

Reviewer: williamsla, 31-Dec-2019 10:41:34

Audit Action: Marked Compound Undetected Audit Reason: Invalid Compound ID

FORM I
GC/MS VOA ORGANICS ANALYSIS DATA SHEET

Lab Name: Eurofins TestAmerica, Canton Job No.: 240-124062-1

SDG No.:

Client Sample ID: E-SB-1796-0-1 Lab Sample ID: 240-124062-2

Matrix: Solid Lab File ID: UX88075.D

Analysis Method: 8260B Date Collected: 12/17/2019 09:15

Sample wt/vol: 5.11(g) Date Analyzed: 12/28/2019 13:50

Soil Aliquot Vol: Dilution Factor: 1

Soil Extract Vol.: GC Column: DB-624 ID: 0.18(mm)

% Moisture: 17.9 Level: (low/med) Low

Analysis Batch No.: 417546 Units: ug/Kg

CAS NO.	COMPOUND NAME	RESULT	Q	RL	MDL
630-20-6	1,1,1,2-Tetrachloroethane	3.5	U	6.0	3.5
71-55-6	1,1,1-Trichloroethane	0.98	U	6.0	0.98
79-34-5	1,1,2,2-Tetrachloroethane	1.7	U	6.0	1.7
76-13-1	1,1,2-Trichloro-1,2,2-trifluoroethane	1.5	U	6.0	1.5
75-34-3	1,1-Dichloroethane	0.83	U	6.0	0.83
75-35-4	1,1-Dichloroethene	1.1	U	6.0	1.1
563-58-6	1,1-Dichloropropene	1.2	U	6.0	1.2
87-61-6	1,2,3-Trichlorobenzene	0.68	U	6.0	0.68
96-18-4	1,2,3-Trichloropropane	1.9	U	6.0	1.9
526-73-8	1,2,3-Trimethylbenzene	2.2	U	6.0	2.2
120-82-1	1,2,4-Trichlorobenzene	0.68	U	6.0	0.68
95-63-6	1,2,4-Trimethylbenzene	1.2	U	6.0	1.2
96-12-8	1,2-Dibromo-3-Chloropropane	4.3	U	12	4.3
95-50-1	1,2-Dichlorobenzene	1.3	U	6.0	1.3
107-06-2	1,2-Dichloroethane	0.92	U	6.0	0.92
78-87-5	1,2-Dichloropropane	1.0	U	6.0	1.0
541-73-1	1,3-Dichlorobenzene	0.97	U	6.0	0.97
142-28-9	1,3-Dichloropropane	1.2	U	6.0	1.2
106-46-7	1,4-Dichlorobenzene	1.1	U	6.0	1.1
594-20-7	2,2-Dichloropropane	1.4	U	6.0	1.4
110-75-8	2-Chloroethyl vinyl ether	11	U	60	11
95-49-8	2-Chlorotoluene	1.1	U	6.0	1.1
591-78-6	2-Hexanone	4.9	U	24	4.9
108-86-1	Bromobenzene	1.4	U	6.0	1.4
74-97-5	Bromochloromethane	0.71	U	6.0	0.71
106-43-4	4-Chlorotoluene	1.0	U	6.0	1.0
99-87-6	p-Isopropyltoluene	3.5	U	6.0	3.5
67-64-1	Acetone	27	J	30	25
71-43-2	Benzene	0.83	U	6.0	0.83
75-25-2	Bromoform	2.9	U	6.0	2.9
74-83-9	Bromomethane	1.2	U	6.0	1.2
75-15-0	Carbon disulfide	1.4	U	6.0	1.4
56-23-5	Carbon tetrachloride	3.9	U	6.0	3.9
108-90-7	Chlorobenzene	1.1	U	6.0	1.1
75-00-3	Chloroethane	1.5	U	6.0	1.5

FORM I
GC/MS VOA ORGANICS ANALYSIS DATA SHEET

Lab Name: Eurofins TestAmerica, Canton Job No.: 240-124062-1

SDG No.:

Client Sample ID: E-SB-1796-0-1 Lab Sample ID: 240-124062-2

Matrix: Solid Lab File ID: UX88075.D

Analysis Method: 8260B Date Collected: 12/17/2019 09:15

Sample wt/vol: 5.11(g) Date Analyzed: 12/28/2019 13:50

Soil Aliquot Vol: Dilution Factor: 1

Soil Extract Vol.: GC Column: DB-624 ID: 0.18(mm)

% Moisture: 17.9 Level: (low/med) Low

Analysis Batch No.: 417546 Units: ug/Kg

CAS NO.	COMPOUND NAME	RESULT	Q	RL	MDL
67-66-3	Chloroform	0.94	U	6.0	0.94
74-87-3	Chloromethane	1.2	U	6.0	1.2
156-59-2	cis-1,2-Dichloroethene	0.78	U	6.0	0.78
10061-01-5	cis-1,3-Dichloropropene	1.7	U	6.0	1.7
87-68-3	Hexachlorobutadiene	4.5	U	6.0	4.5
74-95-3	Dibromomethane	0.80	U	6.0	0.80
75-27-4	Bromodichloromethane	0.81	U	6.0	0.81
75-71-8	Dichlorodifluoromethane	1.1	U	6.0	1.1
100-41-4	Ethylbenzene	1.2	U	6.0	1.2
106-93-4	1,2-Dibromoethane	0.92	U	6.0	0.92
108-20-3	Diisopropyl ether	0.90	U	12	0.90
91-20-3	Naphthalene	3.2	U	6.0	3.2
179601-23-1	m-Xylene & p-Xylene	0.93	U	12	0.93
104-51-8	n-Butylbenzene	4.1	U	6.0	4.1
98-82-8	Isopropylbenzene	0.99	U	6.0	0.99
103-65-1	N-Propylbenzene	0.87	U	6.0	0.87
78-93-3	2-Butanone (MEK)	4.2	U	24	4.2
108-10-1	4-Methyl-2-pentanone (MIBK)	4.4	U	24	4.4
135-98-8	sec-Butylbenzene	1.0	U	6.0	1.0
1634-04-4	Methyl tert-butyl ether	0.98	U	6.0	0.98
994-05-8	Tert-amyl methyl ether	2.7	U	6.0	2.7
75-09-2	Methylene Chloride	14	U	30	14
95-47-6	o-Xylene	1.0	U	6.0	1.0
100-42-5	Styrene	1.4	U	6.0	1.4
637-92-3	Ethyl tert-butyl ether	2.7	U	6.0	2.7
98-06-6	tert-Butylbenzene	1.1	U	6.0	1.1
127-18-4	Tetrachloroethene	0.87	U	6.0	0.87
108-88-3	Toluene	0.92	U	6.0	0.92
156-60-5	trans-1,2-Dichloroethene	0.55	U	6.0	0.55
10061-02-6	trans-1,3-Dichloropropene	1.2	U	6.0	1.2
79-01-6	Trichloroethene	0.75	U	6.0	0.75
75-69-4	Trichlorofluoromethane	1.3	U	6.0	1.3
108-05-4	Vinyl acetate	2.5	U	12	2.5
75-01-4	Vinyl chloride	1.0	U	6.0	1.0
75-65-0	tert-Butyl alcohol	20	U	240	20
1330-20-7	Xylenes, Total	1.9	U	12	1.9

FORM I
GC/MS VOA ORGANICS ANALYSIS DATA SHEET

Lab Name: Eurofins TestAmerica, Canton Job No.: 240-124062-1

SDG No.:

Client Sample ID: E-SB-1796-0-1 Lab Sample ID: 240-124062-2

Matrix: Solid Lab File ID: UX88075.D

Analysis Method: 8260B Date Collected: 12/17/2019 09:15

Sample wt/vol: 5.11(g) Date Analyzed: 12/28/2019 13:50

Soil Aliquot Vol: Dilution Factor: 1

Soil Extract Vol.: GC Column: DB-624 ID: 0.18(mm)

% Moisture: 17.9 Level: (low/med) Low

Analysis Batch No.: 417546 Units: ug/Kg

CAS NO.	COMPOUND NAME	RESULT	Q	RL	MDL
124-48-1	Dibromochloromethane	3.3	U	6.0	3.3

CAS NO.	SURROGATE	%REC	Q	LIMITS
17060-07-0	1,2-Dichloroethane-d4 (Surr)	84		59-120
460-00-4	4-Bromofluorobenzene (Surr)	82		51-127
2037-26-5	Toluene-d8 (Surr)	88		64-124
1868-53-7	Dibromofluoromethane (Surr)	74		56-122

FORM I
GC/MS VOA ORGANICS ANALYSIS DATA SHEET
TENTATIVELY IDENTIFIED COMPOUNDS

Lab Name: Eurofins TestAmerica, Canton Job No.: 240-124062-1

SDG No.:

Client Sample ID: E-SB-1796-0-1 Lab Sample ID: 240-124062-2

Matrix: Solid Lab File ID: UX88075.D

Analysis Method: 8260B Date Collected: 12/17/2019 09:15

Sample wt/vol: 5.11(g) Date Analyzed: 12/28/2019 13:50

Soil Aliquot Vol: Dilution Factor: 1

Soil Extract Vol.: GC Column: DB-624 ID: 0.18(mm)

% Moisture: 17.9 Level: (low/med) Low

Analysis Batch No.: 417546 Units: ug/Kg

Number TICs Found: 2 TIC Result Total: 27

CAS NO.	COMPOUND NAME	RT	RESULT	Q	MATCH QUALITY
	Unknown	3.28	13	T J	
	Unknown	4.16	14	T J	

Eurofins TestAmerica, Canton
Target Compound Quantitation Report

Data File: \\chromna\Canton\ChromData\A3UX8\20191228-94619.b\UX88075.D
Lims ID: 240-124062-B-2-A
Client ID: E-SB-1796-0-1
Sample Type: Client
Inject. Date: 28-Dec-2019 13:50:30 ALS Bottle#: 21 Worklist Smp#: 23
Purge Vol: 5.000 mL Dil. Factor: 1.0000
Sample Info: 240-0094619-023
Operator ID: 402279 Instrument ID: A3UX8

Method: \\chromna\Canton\ChromData\A3UX8\20191228-94619.b\8260_8.m
Limit Group: MSV 8260B ICAL
Last Update: 30-Dec-2019 06:52:47 Calib Date: 04-Nov-2019 05:00:30
Integrator: RTE ID Type: Deconvolution ID
Quant Method: Internal Standard Quant By: Initial Calibration
Last ICal File: \\chromna\Canton\ChromData\A3UX8\20191104-92755.b\UX87328.D

Column 1 : DB-624 (0.18 mm) Det: MS SCAN
Process Host: CTX0320

First Level Reviewer: latat Date: 29-Dec-2019 02:06:16

Compound	Sig	RT (min.)	Exp RT (min.)	Dlt RT (min.)	Q	Response	OnCol Amt ug/l	Flags
* 1 Fluorobenzene	96	5.086	5.077	0.009	100	660783	50.0	
* 2 Chlorobenzene-d5	117	7.594	7.597	-0.003	98	412400	50.0	
* 3 1,4-Dichlorobenzene-d4	152	9.783	9.786	-0.003	98	161932	50.0	
$ 4 Dibromofluoromethane (Surr	113	4.553	4.556	-0.003	94	118006	37.2	
$ 5 1,2-Dichloroethane-d4 (Sur	65	4.825	4.817	0.008	91	136944	41.9	
$ 6 Toluene-d8 (Surr)	98	6.352	6.343	0.009	94	549341	44.2	
$ 7 4-Bromofluorobenzene (Surr	95	8.671	8.674	-0.003	86	162351	41.1	
9 Dichlorodifluoromethane	85		1.551				ND	
10 Chloromethane	50		1.728				ND	
11 Vinyl chloride	62		1.835				ND	
13 Bromomethane	94		2.142				ND	
14 Chloroethane	64		2.225				ND	
16 Trichlorofluoromethane	101		2.450				ND	
19 1,1-Dichloroethene	96		2.876				ND	
20 1,1,2-Trichloro-1,2,2-trif	151		2.888				ND	
21 Acetone	43	2.920	2.912	0.008	96	21087	22.5	
24 Carbon disulfide	76		3.054				ND	
28 Methylene Chloride	84		3.243				ND	
29 2-Methyl-2-propanol	59		3.338				ND	
31 trans-1,2-Dichloroethene	96		3.456				ND	
32 Methyl tert-butyl ether	73		3.468				ND	
34 1,1-Dichloroethane	63		3.775				ND	
35 Vinyl acetate	43		3.799				ND	
36 Isopropyl ether	87		3.822				ND	
38 Tert-butyl ethyl ether	59		4.094				ND	
39 cis-1,2-Dichloroethene	96		4.201				ND	
40 2-Butanone (MEK)	43		4.213				ND	
41 2,2-Dichloropropane	77		4.213				ND	
45 Chlorobromomethane	128		4.391				ND	
47 Chloroform	83		4.438				ND	
48 1,1,1-Trichloroethane	97		4.592				ND	
50 1,1-Dichloropropene	75		4.722				ND	

Compound	Sig	RT (min.)	Exp RT (min.)	Dlt RT (min.)	Q	Response	OnCol Amt ug/l	Flags
51 Carbon tetrachloride	117		4.734				ND	
53 1,2-Dichloroethane	62		4.876				ND	
54 Benzene	78		4.876				ND	
55 Tert-amyl methyl ether	73		4.946				ND	
58 Trichloroethene	130		5.373				ND	
61 1,2-Dichloropropane	63		5.538				ND	
63 Dibromomethane	93		5.633				ND	
65 Dichlorobromomethane	83		5.751				ND	
67 2-Chloroethyl vinyl ether	63		5.976				ND	
68 cis-1,3-Dichloropropene	75		6.106				ND	
69 4-Methyl-2-pentanone (MIBK	43		6.225				ND	
70 Toluene	91		6.402				ND	
71 trans-1,3-Dichloropropene	75		6.556				ND	
75 Tetrachloroethene	164		6.876				ND	
74 1,3-Dichloropropane	76		6.876				ND	
76 2-Hexanone	43		6.923				ND	
78 Chlorodibromomethane	129		7.077				ND	
80 Ethylene Dibromide	107		7.183				ND	
82 Chlorobenzene	112		7.621				ND	
83 1,1,1,2-Tetrachloroethane	131		7.692				ND	
84 Ethylbenzene	106		7.716				ND	
85 m-Xylene & p-Xylene	106		7.822				ND	
86 o-Xylene	106		8.189				ND	
87 Styrene	104		8.189				ND	
88 Bromoform	173		8.366				ND	
89 Isopropylbenzene	105		8.532				ND	
92 1,1,2,2-Tetrachloroethane	83		8.781				ND	
93 Bromobenzene	156		8.828				ND	
94 1,2,3-Trichloropropane	110		8.840				ND	
96 N-Propylbenzene	120		8.911				ND	
97 2-Chlorotoluene	126		9.005				ND	
99 4-Chlorotoluene	126		9.100				ND	
100 tert-Butylbenzene	119		9.396				ND	
102 1,2,4-Trimethylbenzene	105		9.443				ND	
103 sec-Butylbenzene	105		9.609				ND	
104 1,3-Dichlorobenzene	146		9.727				ND	
105 4-Isopropyltoluene	119		9.751				ND	
106 1,4-Dichlorobenzene	146		9.810				ND	
107 1,2,3-Trimethylbenzene	105		9.856				ND	
109 n-Butylbenzene	91		10.153				ND	
110 1,2-Dichlorobenzene	146		10.177				ND	
111 1,2-Dibromo-3-Chloropropan	157		10.934				ND	
113 1,2,4-Trichlorobenzene	180		11.762				ND	
114 Hexachlorobutadiene	225		11.940				ND	
115 Naphthalene	128		12.011				ND	
116 1,2,3-Trichlorobenzene	180		12.259				ND	
S 128 Xylenes, Total	106		16.530				ND	

Reagents:

vm40ml_vials_00014	Amount Added:	0.00	Units:	Run Reagent
VMUX8SS_00032	Amount Added:	1.15	Units: uL	Run Reagent
vmDist_H2o_00161	Amount Added:	0.00	Units:	Run Reagent
VM568718_00017	Amount Added:	1.00	Units: uL	Run Reagent

Eurofins TestAmerica, Canton
Tentatively Identified Quantitation Report

Data File:	\\chromna\Canton\ChromData\A3UX8\20191228-94619.b\UX88075.D				
Lims ID:	240-124062-B-2-A				
Client ID:	E-SB-1796-0-1				
Sample Type:	Client				
Inject. Date:	28-Dec-2019 13:50:30	ALS Bottle#:	21	Worklist Smp#:	23
Purge Vol:	5.000 mL	Dil. Factor:	1.0000		
Sample Info:	240-0094619-023				
Operator ID:	402279	Instrument ID:	A3UX8		
Method:	\\chromna\Canton\ChromData\A3UX8\20191228-94619.b\8260_8.m				
Limit Group:	MSV 8260B ICAL				
Last Update:	30-Dec-2019 06:52:47	Calib Date:	04-Nov-2019 05:00:30		
Tic RT Window:	1.600 -0.000	Response:	area		
Quant By:	Nearest ISTD	Quant LOD:	10.00000		
MS Library:	\\chromna\Canton\Database\NIST98.L				
Min. Match:	10				
Column 1 :	DB-624 (0.18 mm)		Det: MS SCAN		
Process Host:	CTX0320				
First Level Reviewer: latat		Date:	29-Dec-2019 02:06:16		

Tentative Identified Compound Results

RT	Area	Amount ug/l	Quant Cpnd	Qual	Lib Entry	Molecular Formula	Mol. Weight	Flags
	Unknown							
3.275	308721	10.8	1					
	Unknown							
4.163	344843	12.1	1					

Quantitation Compounds

Compound	RT	Area	Amount ug/l
* 1 Fluorobenzene	5.086	1427872	50.0

QC Flag Legend

Processing Flags

Reagents:

vm40ml_vials_00014	Amount Added:	0.00	Units:	Run Reagent
VMUX8SS_00032	Amount Added:	1.15	Units: uL	Run Reagent
vmDist_H2o_00161	Amount Added:	0.00	Units:	Run Reagent
VM568718_00017	Amount Added:	1.00	Units: uL	Run Reagent

Report Date: 30-Dec-2019 06:54:23 Chrom Revision: 2.3 15-Dec-2019 06:20:02

Eurofins TestAmerica, Canton

Data File: \\chromna\Canton\ChromData\A3UX8\20191228-94619.b\UX88075.D

Injection Date:	28-Dec-2019 13:50:30	Instrument ID:	A3UX8	Operator ID:	402279
Lims ID:	240-124062-B-2-A	Lab Sample ID:	240-124062-2	Worklist Smp#:	23
Client ID:	E-SB-1796-0-1				
Purge Vol:	5.000 mL	Dil. Factor:	1.0000	ALS Bottle#:	21
Method:	8260_8	Limit Group:	MSV 8260B ICAL		

Column: DB-624 (0.18 mm)

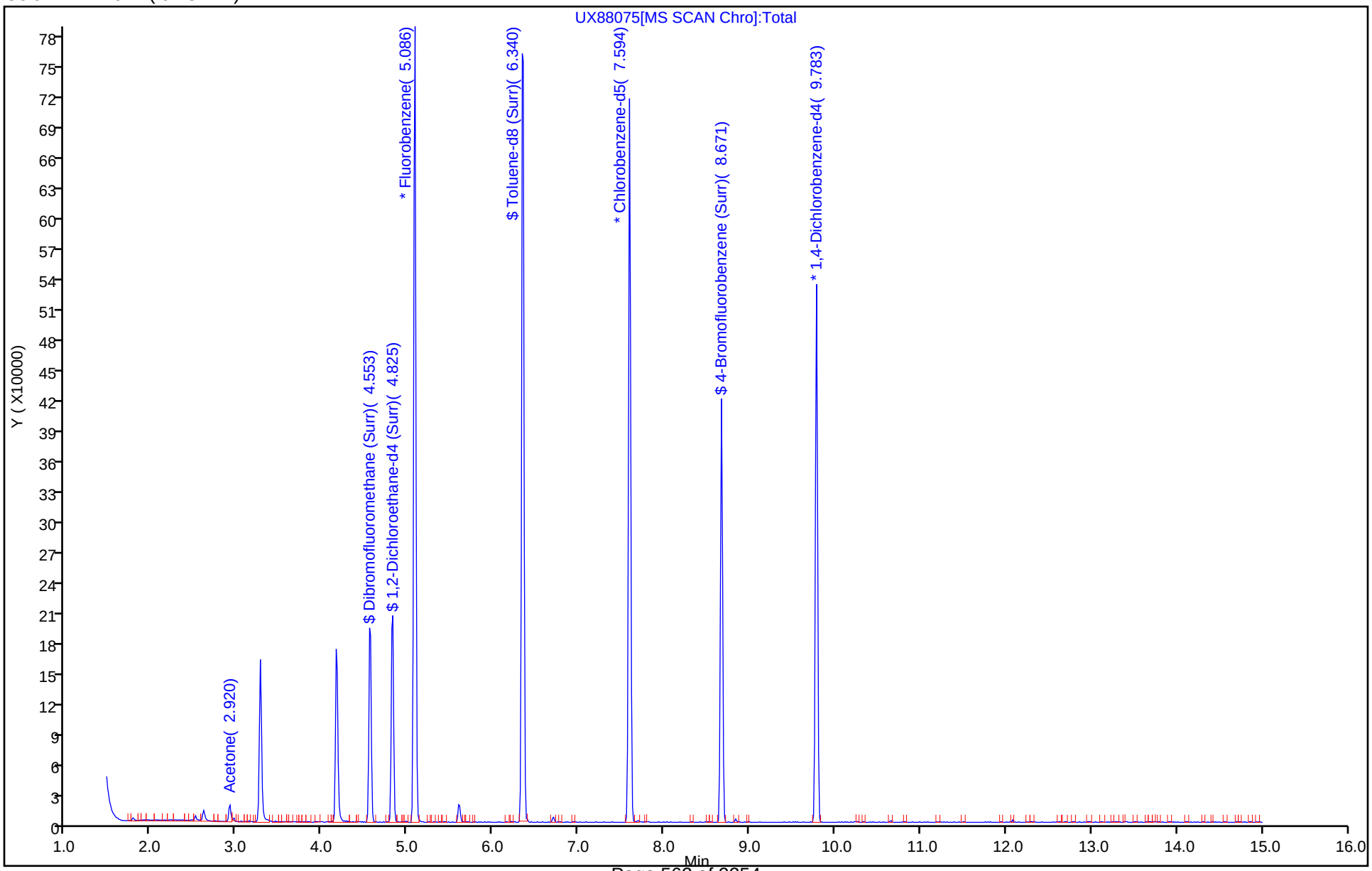

Eurofins TestAmerica, Canton
Recovery Report

Data File: \\chromna\Canton\ChromData\A3UX8\20191228-94619.b\UX88075.D
Lims ID: 240-124062-B-2-A
Client ID: E-SB-1796-0-1
Sample Type: Client
Inject. Date: 28-Dec-2019 13:50:30 ALS Bottle#: 21 Worklist Smp#: 23
Purge Vol: 5.000 mL Dil. Factor: 1.0000
Sample Info: 240-0094619-023
Operator ID: 402279 Instrument ID: A3UX8

Method: \\chromna\Canton\ChromData\A3UX8\20191228-94619.b\8260_8.m
Limit Group: MSV 8260B ICAL
Last Update: 30-Dec-2019 06:52:47 Calib Date: 04-Nov-2019 05:00:30
Integrator: RTE ID Type: Deconvolution ID
Quant Method: Internal Standard Quant By: Initial Calibration
Last ICal File: \\chromna\Canton\ChromData\A3UX8\20191104-92755.b\UX87328.D

Column 1 : DB-624 (0.18 mm) Det: MS SCAN
Process Host: CTX0320

First Level Reviewer: latat Date: 29-Dec-2019 02:06:16

Compound	Amount Added	Amount Recovered	% Rec.
$ 4 Dibromofluoromethane (Surr)	50.0	37.2	74.39
$ 5 1,2-Dichloroethane-d4 (Surr)	50.0	41.9	83.85
$ 6 Toluene-d8 (Surr)	50.0	44.2	88.41
$ 7 4-Bromofluorobenzene (Surr)	50.0	41.1	82.21

Report Date: 30-Dec-2019 06:54:23 Chrom Revision: 2.3 15-Dec-2019 06:20:02

Eurofins TestAmerica, Canton

Data File: \\chromna\Canton\ChromData\A3UX8\20191228-94619.b\UX88075.D

Injection Date:	28-Dec-2019 13:50:30	Instrument ID:	A3UX8		
Lims ID:	240-124062-B-2-A	Lab Sample ID:	240-124062-2		
Client ID:	E-SB-1796-0-1				
Operator ID:	402279	ALS Bottle#:	21	Worklist Smp#:	23
Purge Vol:	5.000 mL	Dil. Factor:	1.0000		
Method:	8260_8	Limit Group:	MSV 8260B ICAL		
Column:	DB-624 (0.18 mm)	Detector	MS SCAN		

21 Acetone, CAS: 67-64-1

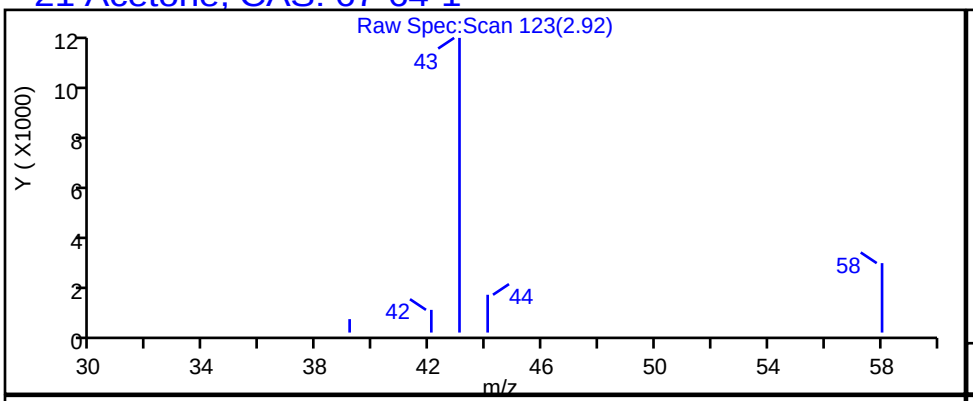

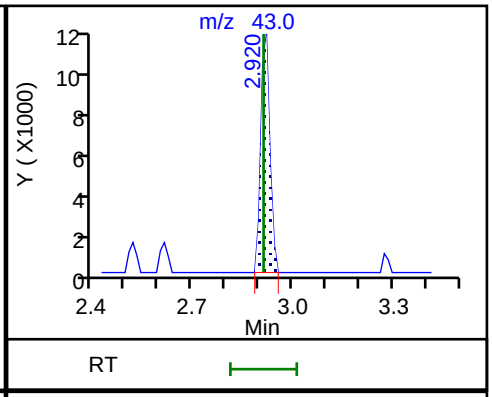

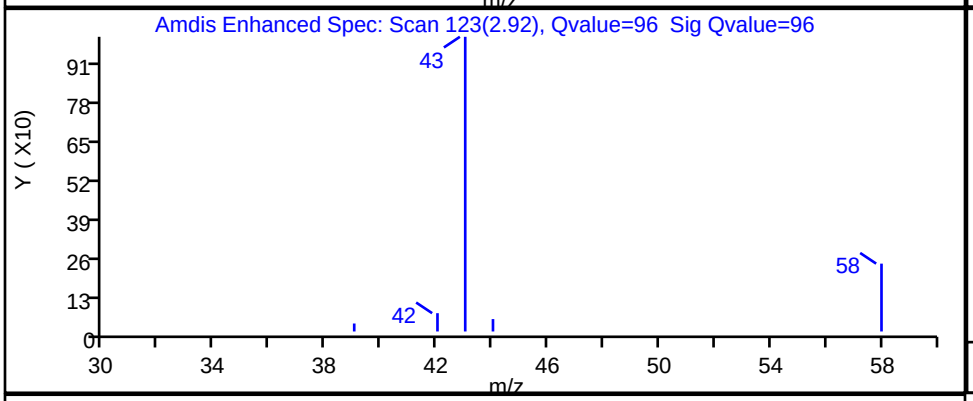

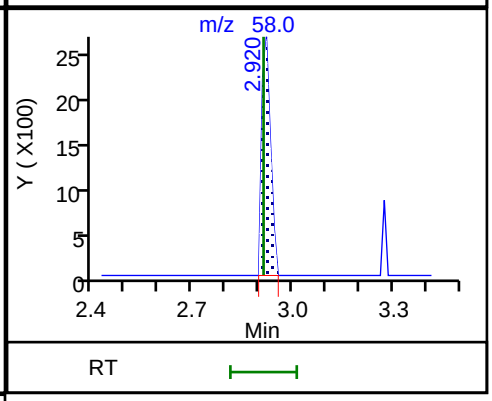

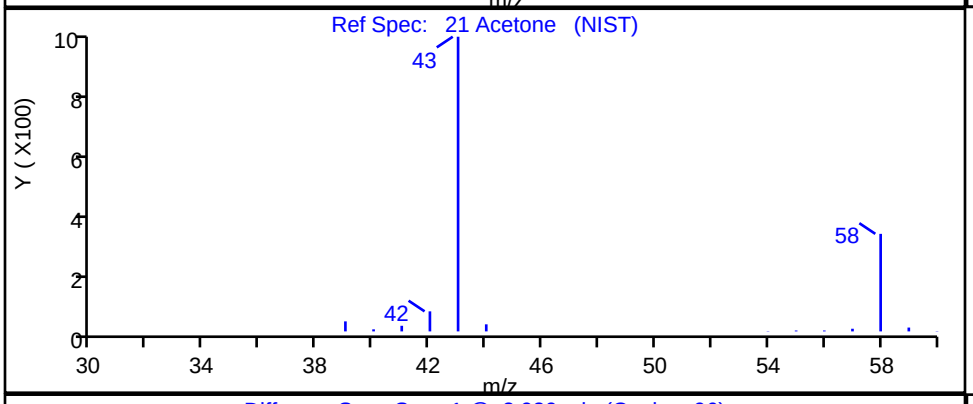

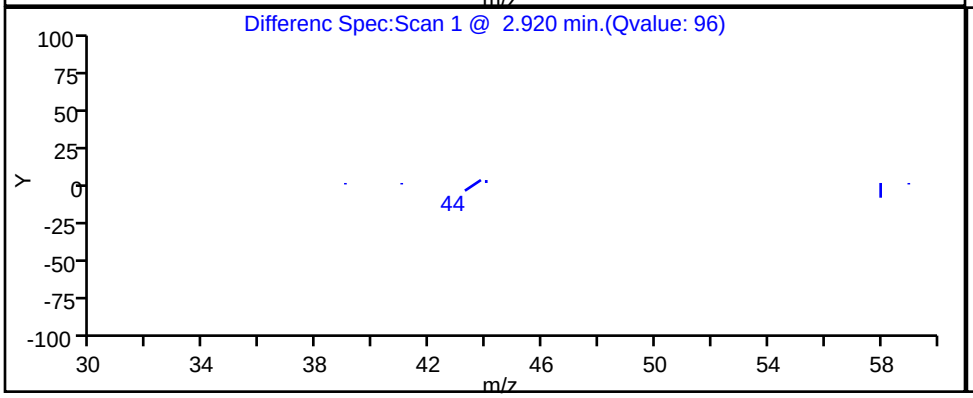

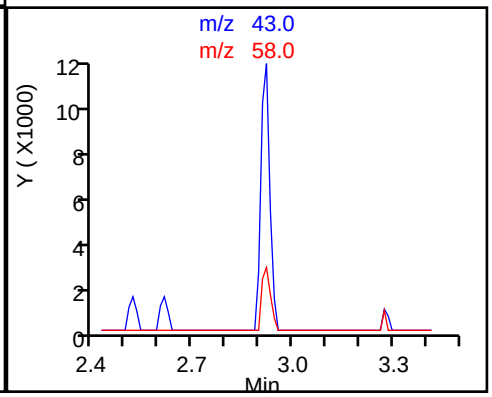

Report Date: 30-Dec-2019 06:54:23 Chrom Revision: 2.3 15-Dec-2019 06:20:02

Eurofins TestAmerica, Canton

Data File:	\\chromna\Canton\ChromData\A3UX8\20191228-94619.b\UX88075.D				
Injection Date:	28-Dec-2019 13:50:30	Instrument ID:	A3UX8		
Lims ID:	240-124062-B-2-A	Lab Sample ID:	240-124062-2		
Client ID:	E-SB-1796-0-1				
Operator ID:	402279	ALS Bottle#:	21	Worklist Smp#:	23
Purge Vol:	5.000 mL	Dil. Factor:	1.0000		
Method:	8260_8	Limit Group:	MSV 8260B ICAL		
Column:		Detector	MS SCAN		

No Library Matches Found above the Threshold: 10

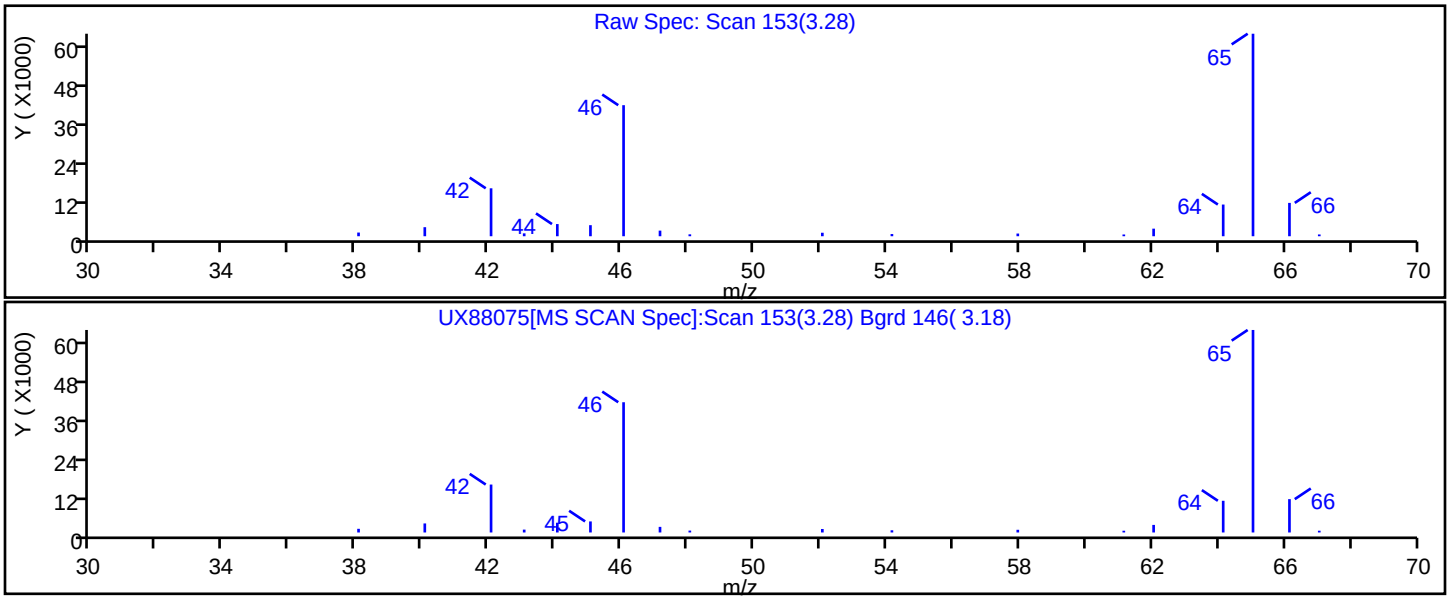

Report Date: 30-Dec-2019 06:54:23 Chrom Revision: 2.3 15-Dec-2019 06:20:02

Eurofins TestAmerica, Canton

Data File:	\\chromna\Canton\ChromData\A3UX8\20191228-94619.b\UX88075.D				
Injection Date:	28-Dec-2019 13:50:30	Instrument ID:	A3UX8		
Lims ID:	240-124062-B-2-A	Lab Sample ID:	240-124062-2		
Client ID:	E-SB-1796-0-1				
Operator ID:	402279	ALS Bottle#:	21	Worklist Smp#:	23
Purge Vol:	5.000 mL	Dil. Factor:	1.0000		
Method:	8260_8	Limit Group:	MSV 8260B ICAL		
Column:		Detector	MS SCAN		

No Library Matches Found above the Threshold: 10

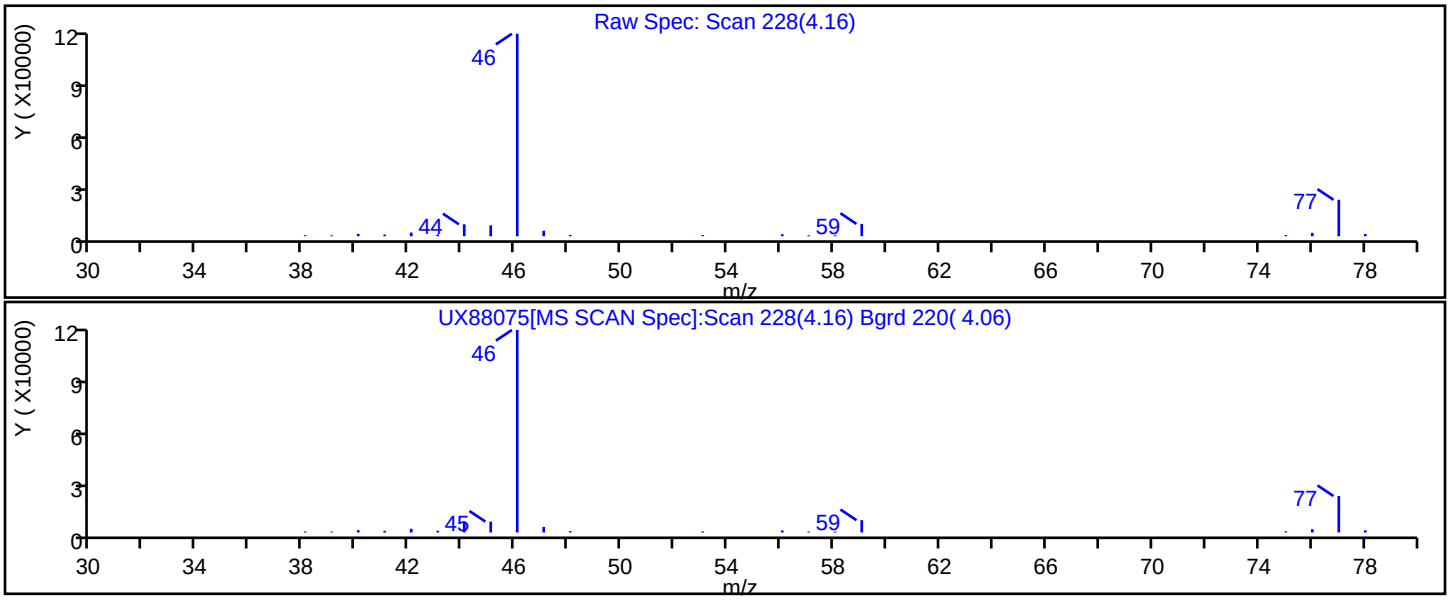

FORM I
GC/MS VOA ORGANICS ANALYSIS DATA SHEET

Lab Name: Eurofins TestAmerica, Canton Job No.: 240-124062-1

SDG No.:

Client Sample ID: E-SB-DUP-01 Lab Sample ID: 240-124062-3

Matrix: Solid Lab File ID: UX88100.D

Analysis Method: 8260B Date Collected: 12/17/2019 00:00

Sample wt/vol: 5.43(g) Date Analyzed: 12/29/2019 07:33

Soil Aliquot Vol: Dilution Factor: 1

Soil Extract Vol.: GC Column: DB-624 ID: 0.18(mm)

% Moisture: 15.0 Level: (low/med) Low

Analysis Batch No.: 417563 Units: ug/Kg

CAS NO.	COMPOUND NAME	RESULT	Q	RL	MDL
630-20-6	1,1,1,2-Tetrachloroethane	3.2	U	5.4	3.2
71-55-6	1,1,1-Trichloroethane	0.89	U	5.4	0.89
79-34-5	1,1,2,2-Tetrachloroethane	1.6	U F2	5.4	1.6
76-13-1	1,1,2-Trichloro-1,2,2-trifluoroethane	1.4	U	5.4	1.4
75-34-3	1,1-Dichloroethane	0.75	U	5.4	0.75
75-35-4	1,1-Dichloroethene	0.98	U	5.4	0.98
563-58-6	1,1-Dichloropropene	1.1	U	5.4	1.1
87-61-6	1,2,3-Trichlorobenzene	0.62	U	5.4	0.62
96-18-4	1,2,3-Trichloropropane	1.7	U F2	5.4	1.7
526-73-8	1,2,3-Trimethylbenzene	2.0	U	5.4	2.0
120-82-1	1,2,4-Trichlorobenzene	0.62	U	5.4	0.62
95-63-6	1,2,4-Trimethylbenzene	1.1	U F2	5.4	1.1
96-12-8	1,2-Dibromo-3-Chloropropane	3.9	U F2	11	3.9
95-50-1	1,2-Dichlorobenzene	1.2	U F2	5.4	1.2
107-06-2	1,2-Dichloroethane	0.84	U	5.4	0.84
78-87-5	1,2-Dichloropropane	0.92	U	5.4	0.92
541-73-1	1,3-Dichlorobenzene	0.88	U F2	5.4	0.88
142-28-9	1,3-Dichloropropane	1.1	U	5.4	1.1
106-46-7	1,4-Dichlorobenzene	0.96	U F2	5.4	0.96
594-20-7	2,2-Dichloropropane	1.3	U	5.4	1.3
110-75-8	2-Chloroethyl vinyl ether	9.7	U	54	9.7
95-49-8	2-Chlorotoluene	1.0	U F2	5.4	1.0
591-78-6	2-Hexanone	4.4	U	22	4.4
108-86-1	Bromobenzene	1.3	U F2	5.4	1.3
74-97-5	Bromochloromethane	0.64	U	5.4	0.64
106-43-4	4-Chlorotoluene	0.93	U F2	5.4	0.93
99-87-6	p-Isopropyltoluene	3.2	U F2	5.4	3.2
67-64-1	Acetone	23	U F1	27	23
71-43-2	Benzene	0.76	U	5.4	0.76
75-25-2	Bromoform	2.6	U	5.4	2.6
74-83-9	Bromomethane	1.1	U	5.4	1.1
75-15-0	Carbon disulfide	1.3	U	5.4	1.3
56-23-5	Carbon tetrachloride	3.5	U	5.4	3.5
108-90-7	Chlorobenzene	0.99	U	5.4	0.99
75-00-3	Chloroethane	1.3	U	5.4	1.3

FORM I
GC/MS VOA ORGANICS ANALYSIS DATA SHEET

Lab Name: Eurofins TestAmerica, Canton Job No.: 240-124062-1

SDG No.:

Client Sample ID: E-SB-DUP-01 Lab Sample ID: 240-124062-3

Matrix: Solid Lab File ID: UX88100.D

Analysis Method: 8260B Date Collected: 12/17/2019 00:00

Sample wt/vol: 5.43(g) Date Analyzed: 12/29/2019 07:33

Soil Aliquot Vol: Dilution Factor: 1

Soil Extract Vol.: GC Column: DB-624 ID: 0.18(mm)

% Moisture: 15.0 Level: (low/med) Low

Analysis Batch No.: 417563 Units: ug/Kg

CAS NO.	COMPOUND NAME	RESULT	Q	RL	MDL
67-66-3	Chloroform	0.85	U	5.4	0.85
74-87-3	Chloromethane	1.1	U	5.4	1.1
156-59-2	cis-1,2-Dichloroethene	0.71	U	5.4	0.71
10061-01-5	cis-1,3-Dichloropropene	1.6	U	5.4	1.6
87-68-3	Hexachlorobutadiene	4.1	U	5.4	4.1
74-95-3	Dibromomethane	0.72	U	5.4	0.72
75-27-4	Bromodichloromethane	0.74	U	5.4	0.74
75-71-8	Dichlorodifluoromethane	1.0	U	5.4	1.0
100-41-4	Ethylbenzene	1.1	U	5.4	1.1
106-93-4	1,2-Dibromoethane	0.83	U	5.4	0.83
108-20-3	Diisopropyl ether	0.82	U	11	0.82
91-20-3	Naphthalene	2.9	U	5.4	2.9
179601-23-1	m-Xylene & p-Xylene	0.85	U	11	0.85
104-51-8	n-Butylbenzene	3.8	U F2	5.4	3.8
98-82-8	Isopropylbenzene	0.90	U	5.4	0.90
103-65-1	N-Propylbenzene	0.79	U F2	5.4	0.79
78-93-3	2-Butanone (MEK)	3.9	U	22	3.9
108-10-1	4-Methyl-2-pentanone (MIBK)	4.0	U	22	4.0
135-98-8	sec-Butylbenzene	0.94	U F2	5.4	0.94
1634-04-4	Methyl tert-butyl ether	0.89	U	5.4	0.89
994-05-8	Tert-amyl methyl ether	2.4	U	5.4	2.4
75-09-2	Methylene Chloride	13	U	27	13
95-47-6	o-Xylene	0.93	U	5.4	0.93
100-42-5	Styrene	1.3	U	5.4	1.3
637-92-3	Ethyl tert-butyl ether	2.4	U	5.4	2.4
98-06-6	tert-Butylbenzene	0.98	U F2	5.4	0.98
127-18-4	Tetrachloroethene	0.79	U	5.4	0.79
108-88-3	Toluene	0.84	U	5.4	0.84
156-60-5	trans-1,2-Dichloroethene	0.50	U	5.4	0.50
10061-02-6	trans-1,3-Dichloropropene	1.1	U	5.4	1.1
79-01-6	Trichloroethene	0.69	U	5.4	0.69
75-69-4	Trichlorofluoromethane	1.2	U	5.4	1.2
108-05-4	Vinyl acetate	2.3	U F1	11	2.3
75-01-4	Vinyl chloride	0.91	U	5.4	0.91
75-65-0	tert-Butyl alcohol	18	U	220	18
1330-20-7	Xylenes, Total	1.7	U	11	1.7

FORM I
GC/MS VOA ORGANICS ANALYSIS DATA SHEET

Lab Name: Eurofins TestAmerica, Canton Job No.: 240-124062-1

SDG No.:

Client Sample ID: E-SB-DUP-01 Lab Sample ID: 240-124062-3

Matrix: Solid Lab File ID: UX88100.D

Analysis Method: 8260B Date Collected: 12/17/2019 00:00

Sample wt/vol: 5.43(g) Date Analyzed: 12/29/2019 07:33

Soil Aliquot Vol: Dilution Factor: 1

Soil Extract Vol.: GC Column: DB-624 ID: 0.18(mm)

% Moisture: 15.0 Level: (low/med) Low

Analysis Batch No.: 417563 Units: ug/Kg

CAS NO.	COMPOUND NAME	RESULT	Q	RL	MDL
124-48-1	Dibromochloromethane	3.0	U	5.4	3.0

CAS NO.	SURROGATE	%REC	Q	LIMITS
17060-07-0	1,2-Dichloroethane-d4 (Surr)	87		59-120
460-00-4	4-Bromofluorobenzene (Surr)	78		51-127
2037-26-5	Toluene-d8 (Surr)	84		64-124
1868-53-7	Dibromofluoromethane (Surr)	76		56-122

FORM I
GC/MS VOA ORGANICS ANALYSIS DATA SHEET
TENTATIVELY IDENTIFIED COMPOUNDS

Lab Name: Eurofins TestAmerica, Canton Job No.: 240-124062-1

SDG No.:

Client Sample ID: E-SB-DUP-01 Lab Sample ID: 240-124062-3

Matrix: Solid Lab File ID: UX88100.D

Analysis Method: 8260B Date Collected: 12/17/2019 00:00

Sample wt/vol: 5.43(g) Date Analyzed: 12/29/2019 07:33

Soil Aliquot Vol: Dilution Factor: 1

Soil Extract Vol.: GC Column: DB-624 ID: 0.18(mm)

% Moisture: 15.0 Level: (low/med) Low

Analysis Batch No.: 417563 Units: ug/Kg

Number TICs Found: 2 TIC Result Total: 29

CAS NO.	COMPOUND NAME	RT	RESULT	Q	MATCH QUALITY
	Unknown	3.28	14	T J	
	Unknown	4.16	15	T J	

Eurofins TestAmerica, Canton
Target Compound Quantitation Report

Data File: \\chromna\Canton\ChromData\A3UX8\20191229-94625.b\UX88100.D
Lims ID: 240-124062-B-3-B
Client ID: E-SB-DUP-01
Sample Type: Client
Inject. Date: 29-Dec-2019 07:33:30 ALS Bottle#: 13 Worklist Smp#: 15
Purge Vol: 5.000 mL Dil. Factor: 1.0000
Sample Info: 240-0094625-015
Operator ID: 402279 Instrument ID: A3UX8

Method: \\chromna\Canton\ChromData\A3UX8\20191229-94625.b\8260_8.m
Limit Group: MSV 8260B ICAL
Last Update: 31-Dec-2019 10:49:30 Calib Date: 04-Nov-2019 05:00:30
Integrator: RTE ID Type: Deconvolution ID
Quant Method: Internal Standard Quant By: Initial Calibration
Last ICal File: \\chromna\Canton\ChromData\A3UX8\20191104-92755.b\UX87328.D

Column 1 : DB-624 (0.18 mm) Det: MS SCAN
Process Host: CTX0339

First Level Reviewer: latat Date: 30-Dec-2019 05:09:45

Compound	Sig	RT (min.)	Exp RT (min.)	Dlt RT (min.)	Q	Response	OnCol Amt ug/l	Flags
* 1 Fluorobenzene	96	5.075	5.085	-0.010	100	693631	50.0	
* 2 Chlorobenzene-d5	117	7.595	7.594	0.001	97	439729	50.0	
* 3 1,4-Dichlorobenzene-d4	152	9.784	9.783	0.001	98	169268	50.0	
$ 4 Dibromofluoromethane (Surr	113	4.554	4.553	0.001	94	126462	38.0	
$ 5 1,2-Dichloroethane-d4 (Sur	65	4.815	4.825	-0.010	92	149674	43.7	
$ 6 Toluene-d8 (Surr)	98	6.341	6.351	-0.010	94	555946	42.0	
$ 7 4-Bromofluorobenzene (Surr	95	8.672	8.671	0.001	88	164042	38.9	
9 Dichlorodifluoromethane	85		1.559				ND	
10 Chloromethane	50		1.725				ND	
11 Vinyl chloride	62		1.843				ND	
13 Bromomethane	94		2.139				ND	
14 Chloroethane	64		2.234				ND	
16 Trichlorofluoromethane	101		2.458				ND	
19 1,1-Dichloroethene	96		2.873				ND	
20 1,1,2-Trichloro-1,2,2-trif	151		2.884				ND	
21 Acetone	43	2.910	2.920	-0.010	97	5465	2.31	
24 Carbon disulfide	76		3.062				ND	
28 Methylene Chloride	84		3.251				ND	
29 2-Methyl-2-propanol	59		3.334				ND	
31 trans-1,2-Dichloroethene	96		3.464				ND	
32 Methyl tert-butyl ether	73		3.476				ND	
34 1,1-Dichloroethane	63		3.772				ND	
35 Vinyl acetate	43		3.807				ND	
36 Isopropyl ether	87		3.822				ND	
38 Tert-butyl ethyl ether	59		4.094				ND	
39 cis-1,2-Dichloroethene	96		4.210				ND	
40 2-Butanone (MEK)	43		4.210				ND	U
41 2,2-Dichloropropane	77		4.221				ND	
45 Chlorobromomethane	128		4.387				ND	
47 Chloroform	83		4.434				ND	
48 1,1,1-Trichloroethane	97		4.600				ND	
50 1,1-Dichloropropene	75		4.718				ND	

Compound	Sig	RT (min.)	Exp RT (min.)	Dlt RT (min.)	Q	Response	OnCol Amt ug/l	Flags
51 Carbon tetrachloride	117		4.730				ND	
53 1,2-Dichloroethane	62		4.872				ND	
54 Benzene	78		4.884				ND	
55 Tert-amyl methyl ether	73		4.946				ND	
58 Trichloroethene	130		5.369				ND	
61 1,2-Dichloropropane	63		5.547				ND	
63 Dibromomethane	93		5.630				ND	
65 Dichlorobromomethane	83		5.748				ND	
67 2-Chloroethyl vinyl ether	63		5.973				ND	
68 cis-1,3-Dichloropropene	75		6.115				ND	
69 4-Methyl-2-pentanone (MIBK	43		6.221				ND	
70 Toluene	91		6.399				ND	
71 trans-1,3-Dichloropropene	75		6.564				ND	
74 1,3-Dichloropropane	76		6.872				ND	
75 Tetrachloroethene	164		6.884				ND	
76 2-Hexanone	43		6.931				ND	
78 Chlorodibromomethane	129		7.073				ND	
80 Ethylene Dibromide	107		7.191				ND	
82 Chlorobenzene	112		7.617				ND	
83 1,1,1,2-Tetrachloroethane	131		7.688				ND	
84 Ethylbenzene	106		7.712				ND	
85 m-Xylene & p-Xylene	106		7.819				ND	
86 o-Xylene	106		8.185				ND	
87 Styrene	104		8.197				ND	
88 Bromoform	173		8.375				ND	
89 Isopropylbenzene	105		8.529				ND	
92 1,1,2,2-Tetrachloroethane	83		8.789				ND	
93 Bromobenzene	156		8.824				ND	
94 1,2,3-Trichloropropane	110		8.836				ND	
96 N-Propylbenzene	120		8.919				ND	
97 2-Chlorotoluene	126		9.002				ND	
99 4-Chlorotoluene	126		9.108				ND	
100 tert-Butylbenzene	119		9.404				ND	
102 1,2,4-Trimethylbenzene	105		9.440				ND	
103 sec-Butylbenzene	105		9.617				ND	
104 1,3-Dichlorobenzene	146		9.724				ND	
105 4-Isopropyltoluene	119		9.747				ND	
106 1,4-Dichlorobenzene	146		9.807				ND	
107 1,2,3-Trimethylbenzene	105		9.856				ND	
109 n-Butylbenzene	91		10.150				ND	
110 1,2-Dichlorobenzene	146		10.173				ND	
111 1,2-Dibromo-3-Chloropropan	157		10.931				ND	
113 1,2,4-Trichlorobenzene	180		11.759				ND	
114 Hexachlorobutadiene	225		11.936				ND	
115 Naphthalene	128		12.007				ND	
116 1,2,3-Trichlorobenzene	180		12.256				ND	
S 128 Xylenes, Total	106		16.530				ND	

QC Flag Legend

Review Flags

U - Marked Undetected

Reagents:

vm40ml_vials_00014	Amount Added:	0.00	Units:	Run Reagent
VMUX8SS_00032	Amount Added:	1.15	Units: uL	Run Reagent
vmDist_H2o_00161	Amount Added:	0.00	Units:	Run Reagent
VM568718_00017	Amount Added:	1.00	Units: uL	Run Reagent

Eurofins TestAmerica, Canton
Tentatively Identified Quantitation Report

Data File:	\\chromna\Canton\ChromData\A3UX8\20191229-94625.b\UX88100.D				
Lims ID:	240-124062-B-3-B				
Client ID:	E-SB-DUP-01				
Sample Type:	Client				
Inject. Date:	29-Dec-2019 07:33:30	ALS Bottle#:	13	Worklist Smp#:	15
Purge Vol:	5.000 mL	Dil. Factor:	1.0000		
Sample Info:	240-0094625-015				
Operator ID:	402279	Instrument ID:	A3UX8		
Method:	\\chromna\Canton\ChromData\A3UX8\20191229-94625.b\8260_8.m				
Limit Group:	MSV 8260B ICAL				
Last Update:	31-Dec-2019 10:49:30	Calib Date:	04-Nov-2019 05:00:30		
Tic RT Window:	1.600 -0.000	Response:	area		
Quant By:	Nearest ISTD	Quant LOD:	10.00000		
MS Library:	\\chromna\Canton\Database\NIST98.L				
Min. Match:	10				
Column 1 :	DB-624 (0.18 mm)		Det: MS SCAN		
Process Host:	CTX0339				
First Level Reviewer: latat		Date:	30-Dec-2019 05:09:45		

Tentative Identified Compound Results

RT	Area	Amount ug/l	Quant Cpnd	Qual	Lib Entry	Molecular Formula	Mol. Weight	Flags
		Unknown						
3.276	371233	12.5	1					
		Unknown						
4.164	412307	13.9	1					

Quantitation Compounds

Compound	RT	Area	Amount ug/l
* 1 Fluorobenzene	5.075	1487344	50.0

QC Flag Legend

Processing Flags

Reagents:

vm40ml_vials_00014	Amount Added:	0.00	Units:	Run Reagent
VMUX8SS_00032	Amount Added:	1.15	Units: uL	Run Reagent
vmDist_H2o_00161	Amount Added:	0.00	Units:	Run Reagent
VM568718_00017	Amount Added:	1.00	Units: uL	Run Reagent

Report Date: 31-Dec-2019 10:49:47 Chrom Revision: 2.3 15-Dec-2019 06:20:02

Eurofins TestAmerica, Canton

Data File: \\chromna\Canton\ChromData\A3UX8\20191229-94625.b\UX88100.D

Injection Date:	29-Dec-2019 07:33:30	Instrument ID:	A3UX8	Operator ID:	402279
Lims ID:	240-124062-B-3-B	Lab Sample ID:	240-124062-3	Worklist Smp#:	15
Client ID:	E-SB-DUP-01				
Purge Vol:	5.000 mL	Dil. Factor:	1.0000	ALS Bottle#:	13
Method:	8260_8	Limit Group:	MSV 8260B ICAL		

Column: DB-624 (0.18 mm)

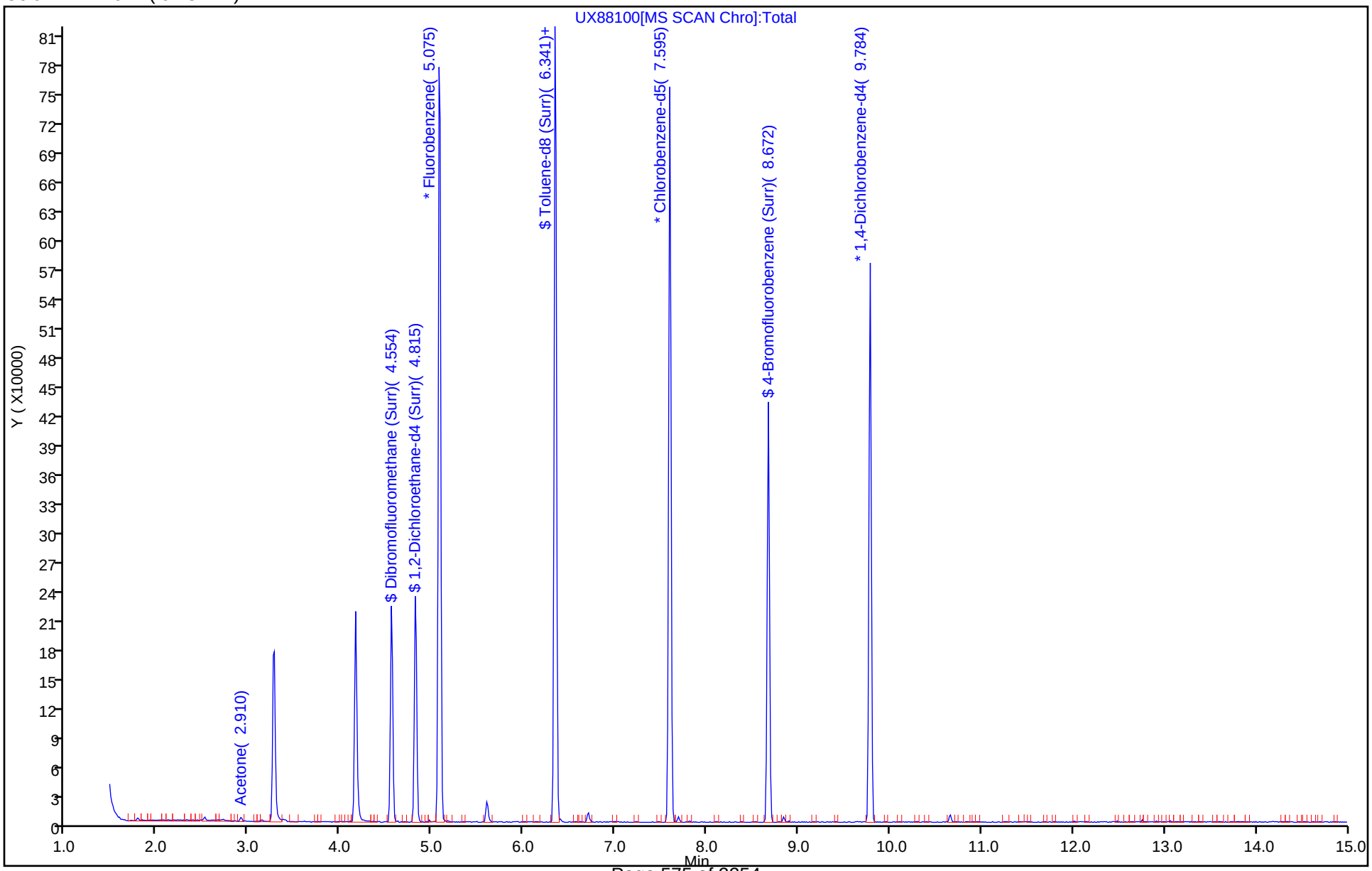

Eurofins TestAmerica, Canton
Recovery Report

Data File: \\chromna\Canton\ChromData\A3UX8\20191229-94625.b\UX88100.D
Lims ID: 240-124062-B-3-B
Client ID: E-SB-DUP-01
Sample Type: Client
Inject. Date: 29-Dec-2019 07:33:30 ALS Bottle#: 13 Worklist Smp#: 15
Purge Vol: 5.000 mL Dil. Factor: 1.0000
Sample Info: 240-0094625-015
Operator ID: 402279 Instrument ID: A3UX8

Method: \\chromna\Canton\ChromData\A3UX8\20191229-94625.b\8260_8.m
Limit Group: MSV 8260B ICAL
Last Update: 31-Dec-2019 10:49:30 Calib Date: 04-Nov-2019 05:00:30
Integrator: RTE ID Type: Deconvolution ID
Quant Method: Internal Standard Quant By: Initial Calibration
Last ICal File: \\chromna\Canton\ChromData\A3UX8\20191104-92755.b\UX87328.D

Column 1 : DB-624 (0.18 mm) Det: MS SCAN
Process Host: CTX0339

First Level Reviewer: latat Date: 30-Dec-2019 05:09:45

Compound	Amount Added	Amount Recovered	% Rec.
$ 4 Dibromofluoromethane (Surr)	50.0	38.0	75.94
$ 5 1,2-Dichloroethane-d4 (Surr)	50.0	43.7	87.39
$ 6 Toluene-d8 (Surr)	50.0	42.0	83.91
$ 7 4-Bromofluorobenzene (Surr)	50.0	38.9	77.74

User Disabled Compound Report

Eurofins TestAmerica, Canton

Data File:	\\chromna\Canton\ChromData\A3UX8\20191229-94625.b\UX88100.D				
Injection Date:	29-Dec-2019 07:33:30	Instrument ID:	A3UX8		
Lims ID:	240-124062-B-3-B	Lab Sample ID:	240-124062-3		
Client ID:	E-SB-DUP-01				
Operator ID:	402279	ALS Bottle#:	13	Worklist Smp#:	15
Purge Vol:	5.000 mL	Dil. Factor:	1.0000		
Method:	8260_8	Limit Group:	MSV 8260B ICAL		
Column:	DB-624 (0.18 mm)	Detector	MS SCAN		

40 2-Butanone (MEK), CAS: 78-93-3

Processing Results

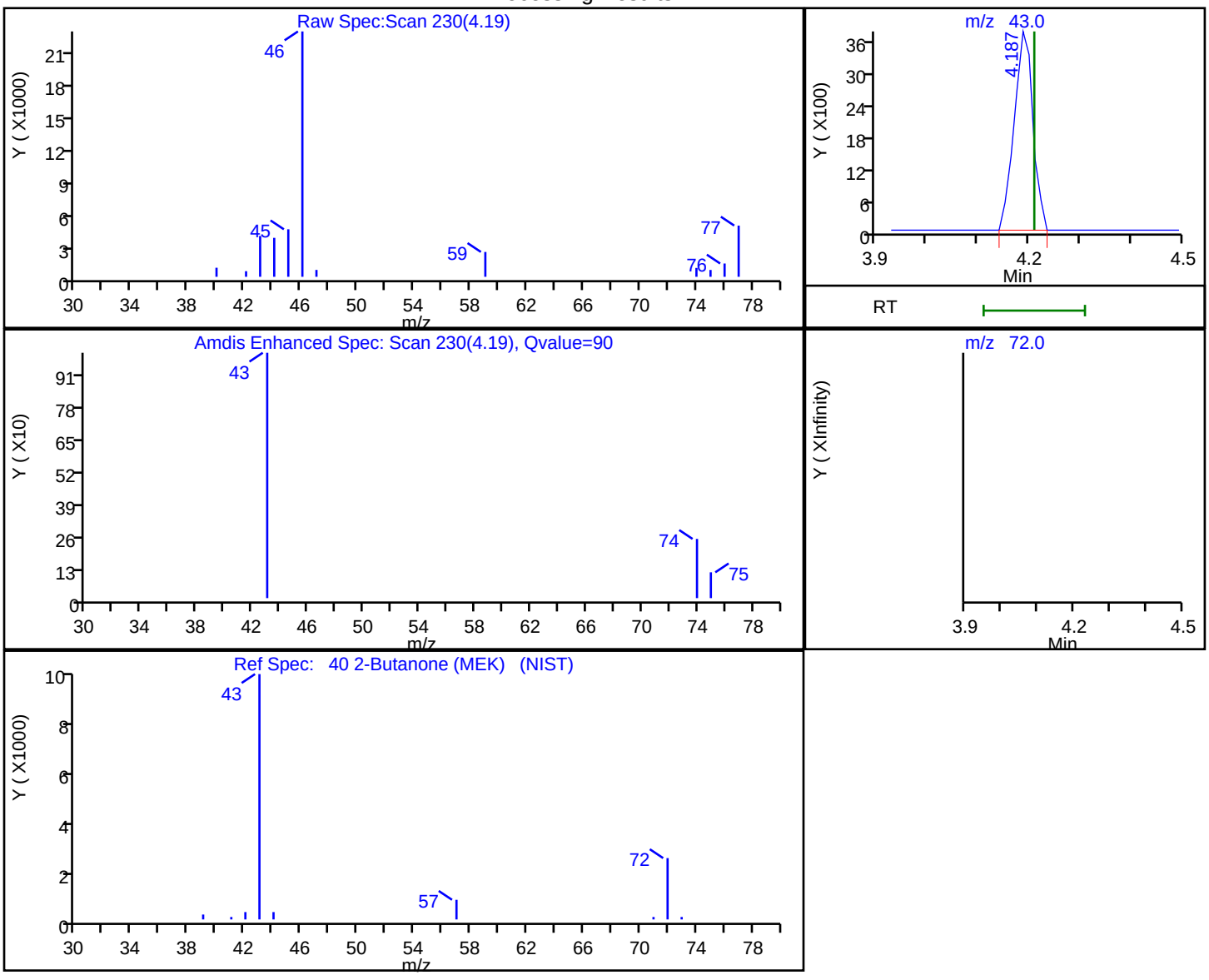

RT	Mass	Response	Amount
4.19	43.00	9564	3.662856
4.21	72.00	0	

Reviewer: latat, 30-Dec-2019 05:08:47

Audit Action: Marked Compound Undetected Audit Reason: Invalid Compound ID

Report Date: 31-Dec-2019 10:49:47 Chrom Revision: 2.3 15-Dec-2019 06:20:02

Eurofins TestAmerica, Canton

Data File: \\chromna\Canton\ChromData\A3UX8\20191229-94625.b\UX88100.D

Injection Date:	29-Dec-2019 07:33:30	Instrument ID:	A3UX8		
Lims ID:	240-124062-B-3-B	Lab Sample ID:	240-124062-3		
Client ID:	E-SB-DUP-01				
Operator ID:	402279	ALS Bottle#:	13	Worklist Smp#:	15
Purge Vol:	5.000 mL	Dil. Factor:	1.0000		
Method:	8260_8	Limit Group:	MSV 8260B ICAL		
Column:		Detector	MS SCAN		

No Library Matches Found above the Threshold: 10

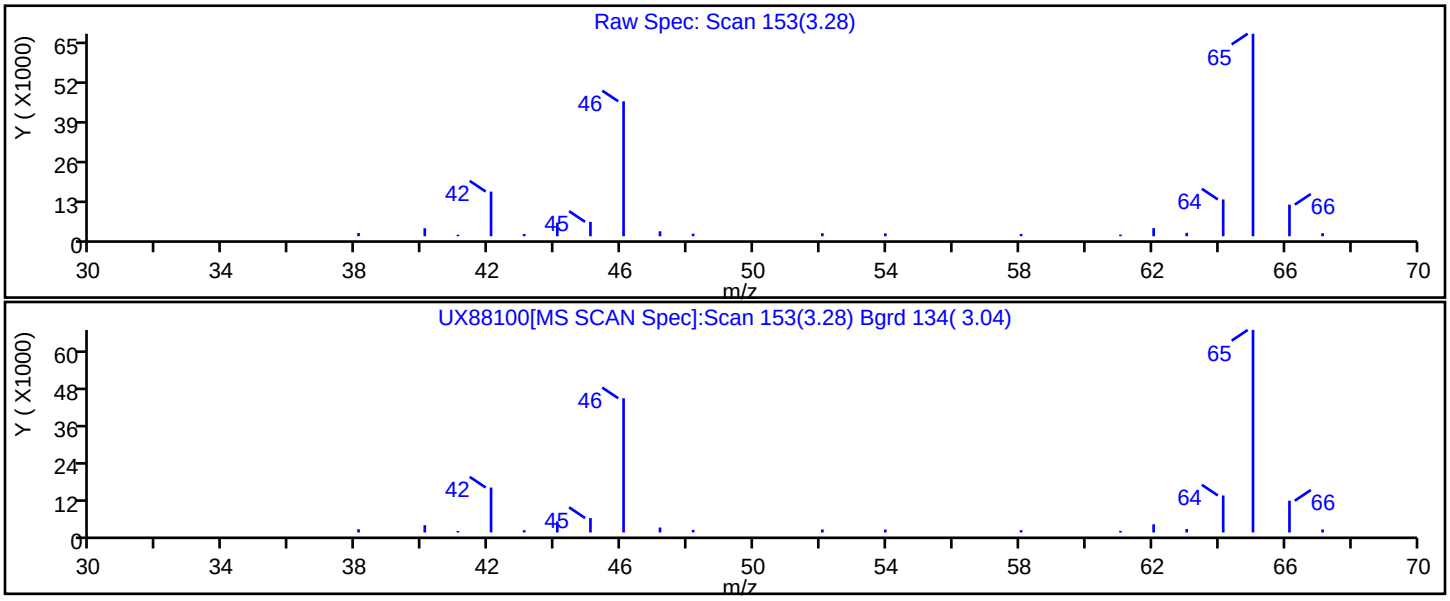

Report Date: 31-Dec-2019 10:49:47 Chrom Revision: 2.3 15-Dec-2019 06:20:02

Eurofins TestAmerica, Canton

Data File: \\chromna\Canton\ChromData\A3UX8\20191229-94625.b\UX88100.D

Injection Date:	29-Dec-2019 07:33:30	Instrument ID:	A3UX8		
Lims ID:	240-124062-B-3-B	Lab Sample ID:	240-124062-3		
Client ID:	E-SB-DUP-01				
Operator ID:	402279	ALS Bottle#:	13	Worklist Smp#:	15
Purge Vol:	5.000 mL	Dil. Factor:	1.0000		
Method:	8260_8	Limit Group:	MSV 8260B ICAL		
Column:		Detector	MS SCAN		

No Library Matches Found above the Threshold: 10

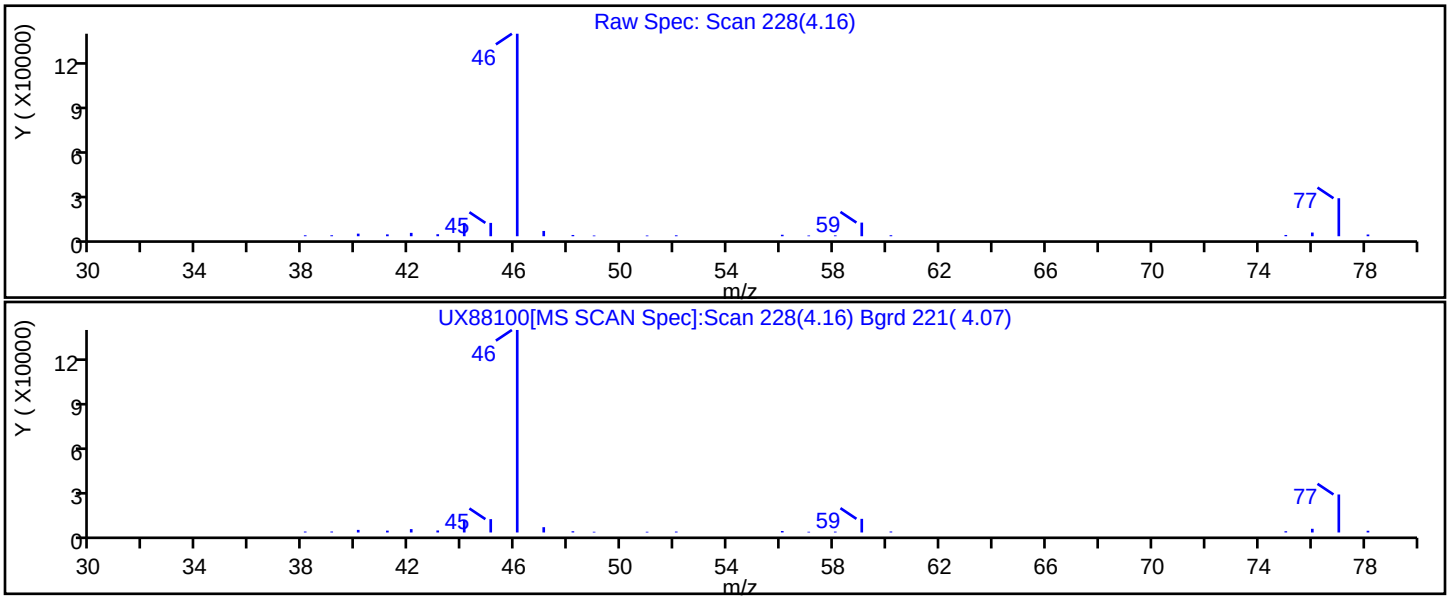

FORM I
GC/MS VOA ORGANICS ANALYSIS DATA SHEET

Lab Name: Eurofins TestAmerica, Canton Job No.: 240-124062-1

SDG No.:

Client Sample ID: E-SB-1791-0-1 Lab Sample ID: 240-124062-4

Matrix: Solid Lab File ID: UX88077.D

Analysis Method: 8260B Date Collected: 12/17/2019 10:50

Sample wt/vol: 5.19(g) Date Analyzed: 12/28/2019 14:34

Soil Aliquot Vol: Dilution Factor: 1

Soil Extract Vol.: GC Column: DB-624 ID: 0.18(mm)

% Moisture: 14.6 Level: (low/med) Low

Analysis Batch No.: 417546 Units: ug/Kg

CAS NO.	COMPOUND NAME	RESULT	Q	RL	MDL
630-20-6	1,1,1,2-Tetrachloroethane	3.4	U	5.6	3.4
71-55-6	1,1,1-Trichloroethane	0.93	U	5.6	0.93
79-34-5	1,1,2,2-Tetrachloroethane	1.6	U *	5.6	1.6
76-13-1	1,1,2-Trichloro-1,2,2-trifluoroethane	1.4	U	5.6	1.4
75-34-3	1,1-Dichloroethane	0.78	U	5.6	0.78
75-35-4	1,1-Dichloroethene	1.0	U	5.6	1.0
563-58-6	1,1-Dichloropropene	1.1	U	5.6	1.1
87-61-6	1,2,3-Trichlorobenzene	0.65	U *	5.6	0.65
96-18-4	1,2,3-Trichloropropane	1.8	U *	5.6	1.8
526-73-8	1,2,3-Trimethylbenzene	2.1	U *	5.6	2.1
120-82-1	1,2,4-Trichlorobenzene	0.65	U *	5.6	0.65
95-63-6	1,2,4-Trimethylbenzene	1.1	U *	5.6	1.1
96-12-8	1,2-Dibromo-3-Chloropropane	4.1	U *	11	4.1
95-50-1	1,2-Dichlorobenzene	1.3	U *	5.6	1.3
107-06-2	1,2-Dichloroethane	0.87	U	5.6	0.87
78-87-5	1,2-Dichloropropane	0.96	U	5.6	0.96
541-73-1	1,3-Dichlorobenzene	0.92	U *	5.6	0.92
142-28-9	1,3-Dichloropropane	1.1	U	5.6	1.1
106-46-7	1,4-Dichlorobenzene	0.99	U *	5.6	0.99
594-20-7	2,2-Dichloropropane	1.3	U	5.6	1.3
110-75-8	2-Chloroethyl vinyl ether	10	U	56	10
95-49-8	2-Chlorotoluene	1.1	U *	5.6	1.1
591-78-6	2-Hexanone	4.6	U	23	4.6
108-86-1	Bromobenzene	1.3	U *	5.6	1.3
74-97-5	Bromochloromethane	0.67	U	5.6	0.67
106-43-4	4-Chlorotoluene	0.97	U *	5.6	0.97
99-87-6	p-Isopropyltoluene	3.3	U *	5.6	3.3
71-43-2	Benzene	0.79	U	5.6	0.79
75-25-2	Bromoform	2.7	U	5.6	2.7
74-83-9	Bromomethane	1.1	U	5.6	1.1
75-15-0	Carbon disulfide	1.3	U	5.6	1.3
56-23-5	Carbon tetrachloride	3.7	U	5.6	3.7
108-90-7	Chlorobenzene	1.0	U	5.6	1.0
75-00-3	Chloroethane	1.4	U	5.6	1.4
67-66-3	Chloroform	0.89	U	5.6	0.89

FORM I
GC/MS VOA ORGANICS ANALYSIS DATA SHEET

Lab Name: Eurofins TestAmerica, Canton Job No.: 240-124062-1

SDG No.:

Client Sample ID: E-SB-1791-0-1 Lab Sample ID: 240-124062-4

Matrix: Solid Lab File ID: UX88077.D

Analysis Method: 8260B Date Collected: 12/17/2019 10:50

Sample wt/vol: 5.19(g) Date Analyzed: 12/28/2019 14:34

Soil Aliquot Vol: Dilution Factor: 1

Soil Extract Vol.: GC Column: DB-624 ID: 0.18(mm)

% Moisture: 14.6 Level: (low/med) Low

Analysis Batch No.: 417546 Units: ug/Kg

CAS NO.	COMPOUND NAME	RESULT	Q	RL	MDL
74-87-3	Chloromethane	1.2	U	5.6	1.2
156-59-2	cis-1,2-Dichloroethene	0.73	U	5.6	0.73
10061-01-5	cis-1,3-Dichloropropene	1.6	U	5.6	1.6
87-68-3	Hexachlorobutadiene	4.2	U *	5.6	4.2
74-95-3	Dibromomethane	0.75	U	5.6	0.75
75-27-4	Bromodichloromethane	0.77	U	5.6	0.77
75-71-8	Dichlorodifluoromethane	1.1	U	5.6	1.1
100-41-4	Ethylbenzene	1.2	U	5.6	1.2
106-93-4	1,2-Dibromoethane	0.87	U	5.6	0.87
108-20-3	Diisopropyl ether	0.85	U	11	0.85
91-20-3	Naphthalene	3.0	U *	5.6	3.0
179601-23-1	m-Xylene & p-Xylene	0.88	U	11	0.88
104-51-8	n-Butylbenzene	3.9	U *	5.6	3.9
98-82-8	Isopropylbenzene	0.94	U	5.6	0.94
103-65-1	N-Propylbenzene	0.83	U *	5.6	0.83
78-93-3	2-Butanone (MEK)	4.0	U	23	4.0
108-10-1	4-Methyl-2-pentanone (MIBK)	4.2	U	23	4.2
135-98-8	sec-Butylbenzene	0.97	U *	5.6	0.97
1634-04-4	Methyl tert-butyl ether	0.93	U	5.6	0.93
994-05-8	Tert-amyl methyl ether	2.5	U	5.6	2.5
75-09-2	Methylene Chloride	14	U	28	14
95-47-6	o-Xylene	0.97	U	5.6	0.97
100-42-5	Styrene	1.3	U	5.6	1.3
637-92-3	Ethyl tert-butyl ether	2.5	U	5.6	2.5
98-06-6	tert-Butylbenzene	1.0	U *	5.6	1.0
127-18-4	Tetrachloroethene	0.82	U	5.6	0.82
108-88-3	Toluene	0.87	U	5.6	0.87
156-60-5	trans-1,2-Dichloroethene	0.52	U	5.6	0.52
10061-02-6	trans-1,3-Dichloropropene	1.2	U	5.6	1.2
79-01-6	Trichloroethene	0.71	U	5.6	0.71
75-69-4	Trichlorofluoromethane	1.2	U	5.6	1.2
108-05-4	Vinyl acetate	2.4	U	11	2.4
75-01-4	Vinyl chloride	0.94	U	5.6	0.94
75-65-0	tert-Butyl alcohol	19	U	230	19
1330-20-7	Xylenes, Total	1.8	U	11	1.8
124-48-1	Dibromochloromethane	3.1	U	5.6	3.1

FORM I
GC/MS VOA ORGANICS ANALYSIS DATA SHEET

Lab Name: Eurofins TestAmerica, Canton Job No.: 240-124062-1

SDG No.:

Client Sample ID: E-SB-1791-0-1 Lab Sample ID: 240-124062-4

Matrix: Solid Lab File ID: UX88077.D

Analysis Method: 8260B Date Collected: 12/17/2019 10:50

Sample wt/vol: 5.19(g) Date Analyzed: 12/28/2019 14:34

Soil Aliquot Vol: Dilution Factor: 1

Soil Extract Vol.: GC Column: DB-624 ID: 0.18(mm)

% Moisture: 14.6 Level: (low/med) Low

Analysis Batch No.: 417546 Units: ug/Kg

CAS NO.	SURROGATE	%REC	Q	LIMITS
17060-07-0	1,2-Dichloroethane-d4 (Surr)	84		59-120
460-00-4	4-Bromofluorobenzene (Surr)	75		51-127
2037-26-5	Toluene-d8 (Surr)	88		64-124
1868-53-7	Dibromofluoromethane (Surr)	75		56-122

FORM I
GC/MS VOA ORGANICS ANALYSIS DATA SHEET
TENTATIVELY IDENTIFIED COMPOUNDS

Lab Name: Eurofins TestAmerica, Canton Job No.: 240-124062-1

SDG No.:

Client Sample ID: E-SB-1791-0-1 Lab Sample ID: 240-124062-4

Matrix: Solid Lab File ID: UX88077.D

Analysis Method: 8260B Date Collected: 12/17/2019 10:50

Sample wt/vol: 5.19(g) Date Analyzed: 12/28/2019 14:34

Soil Aliquot Vol: Dilution Factor: 1

Soil Extract Vol.: GC Column: DB-624 ID: 0.18(mm)

% Moisture: 14.6 Level: (low/med) Low

Analysis Batch No.: 417546 Units: ug/Kg

Number TICs Found: 2 TIC Result Total: 27

CAS NO.	COMPOUND NAME	RT	RESULT	Q	MATCH QUALITY
	Unknown	3.28	13	T J	
	Unknown	4.16	14	T J	

Eurofins TestAmerica, Canton
Target Compound Quantitation Report

Data File: \\chromna\Canton\ChromData\A3UX8\20191228-94619.b\UX88077.D
Lims ID: 240-124062-B-4-A
Client ID: E-SB-1791-0-1
Sample Type: Client
Inject. Date: 28-Dec-2019 14:34:30 ALS Bottle#: 23 Worklist Smp#: 25
Purge Vol: 5.000 mL Dil. Factor: 1.0000
Sample Info: 240-0094619-025
Operator ID: 402279 Instrument ID: A3UX8

Method: \\chromna\Canton\ChromData\A3UX8\20191228-94619.b\8260_8.m
Limit Group: MSV 8260B ICAL
Last Update: 30-Dec-2019 06:52:47 Calib Date: 04-Nov-2019 05:00:30
Integrator: RTE ID Type: Deconvolution ID
Quant Method: Internal Standard Quant By: Initial Calibration
Last ICal File: \\chromna\Canton\ChromData\A3UX8\20191104-92755.b\UX87328.D

Column 1 : DB-624 (0.18 mm) Det: MS SCAN
Process Host: CTX0320

First Level Reviewer: latat Date: 29-Dec-2019 02:09:00

Compound	Sig	RT (min.)	Exp RT (min.)	Dlt RT (min.)	Q	Response	OnCol Amt ug/l	Flags
* 1 Fluorobenzene	96	5.086	5.077	0.009	100	610596	50.0	
* 2 Chlorobenzene-d5	117	7.595	7.597	-0.002	98	370422	50.0	
* 3 1,4-Dichlorobenzene-d4	152	9.784	9.786	-0.002	97	125712	50.0	s
$ 4 Dibromofluoromethane (Surr	113	4.554	4.556	-0.002	94	109233	37.3	
$ 5 1,2-Dichloroethane-d4 (Sur	65	4.814	4.817	-0.003	92	126085	41.8	
$ 6 Toluene-d8 (Surr)	98	6.340	6.343	-0.003	94	489831	43.9	
$ 7 4-Bromofluorobenzene (Surr	95	8.672	8.674	-0.002	88	133719	37.6	
9 Dichlorodifluoromethane	85		1.551				ND	
10 Chloromethane	50		1.728				ND	
11 Vinyl chloride	62		1.835				ND	
13 Bromomethane	94		2.142				ND	
14 Chloroethane	64		2.225				ND	
16 Trichlorofluoromethane	101		2.450				ND	
19 1,1-Dichloroethene	96		2.876				ND	
20 1,1,2-Trichloro-1,2,2-trif	151		2.888				ND	
21 Acetone	43	2.909	2.912	-0.003	98	2166292	2976.6	E
24 Carbon disulfide	76		3.054				ND	
28 Methylene Chloride	84		3.243				ND	
29 2-Methyl-2-propanol	59		3.338				ND	
31 trans-1,2-Dichloroethene	96		3.456				ND	
32 Methyl tert-butyl ether	73		3.468				ND	
34 1,1-Dichloroethane	63		3.775				ND	
35 Vinyl acetate	43		3.799				ND	
36 Isopropyl ether	87		3.822				ND	
38 Tert-butyl ethyl ether	59		4.094				ND	
39 cis-1,2-Dichloroethene	96		4.201				ND	
40 2-Butanone (MEK)	43		4.213				ND	
41 2,2-Dichloropropane	77		4.213				ND	
45 Chlorobromomethane	128		4.391				ND	
47 Chloroform	83		4.438				ND	
48 1,1,1-Trichloroethane	97		4.592				ND	
50 1,1-Dichloropropene	75		4.722				ND	

Compound	Sig	RT (min.)	Exp RT (min.)	Dlt RT (min.)	Q	Response	OnCol Amt ug/l	Flags
51 Carbon tetrachloride	117		4.734				ND	
53 1,2-Dichloroethane	62		4.876				ND	
54 Benzene	78		4.876				ND	
55 Tert-amyl methyl ether	73		4.946				ND	
58 Trichloroethene	130		5.373				ND	
61 1,2-Dichloropropane	63		5.538				ND	
63 Dibromomethane	93		5.633				ND	
65 Dichlorobromomethane	83		5.751				ND	
67 2-Chloroethyl vinyl ether	63		5.976				ND	
68 cis-1,3-Dichloropropene	75		6.106				ND	
69 4-Methyl-2-pentanone (MIBK	43		6.225				ND	
70 Toluene	91		6.402				ND	
71 trans-1,3-Dichloropropene	75		6.556				ND	
75 Tetrachloroethene	164		6.876				ND	
74 1,3-Dichloropropane	76		6.876				ND	
76 2-Hexanone	43		6.923				ND	
78 Chlorodibromomethane	129		7.077				ND	
80 Ethylene Dibromide	107		7.183				ND	
82 Chlorobenzene	112		7.621				ND	
83 1,1,1,2-Tetrachloroethane	131		7.692				ND	
84 Ethylbenzene	106		7.716				ND	
85 m-Xylene & p-Xylene	106		7.822				ND	
86 o-Xylene	106		8.189				ND	
87 Styrene	104		8.189				ND	
88 Bromoform	173		8.366				ND	
89 Isopropylbenzene	105		8.532				ND	
92 1,1,2,2-Tetrachloroethane	83		8.781				ND	
93 Bromobenzene	156		8.828				ND	
94 1,2,3-Trichloropropane	110		8.840				ND	
96 N-Propylbenzene	120		8.911				ND	
97 2-Chlorotoluene	126		9.005				ND	
99 4-Chlorotoluene	126		9.100				ND	
100 tert-Butylbenzene	119		9.396				ND	
102 1,2,4-Trimethylbenzene	105		9.443				ND	
103 sec-Butylbenzene	105		9.609				ND	
104 1,3-Dichlorobenzene	146		9.727				ND	
105 4-Isopropyltoluene	119		9.751				ND	
106 1,4-Dichlorobenzene	146		9.810				ND	
107 1,2,3-Trimethylbenzene	105		9.856				ND	
109 n-Butylbenzene	91		10.153				ND	
110 1,2-Dichlorobenzene	146		10.177				ND	
111 1,2-Dibromo-3-Chloropropan	157		10.934				ND	
113 1,2,4-Trichlorobenzene	180		11.762				ND	
114 Hexachlorobutadiene	225		11.940				ND	
115 Naphthalene	128	12.008	12.011	-0.003	90	6286	1.30	
116 1,2,3-Trichlorobenzene	180		12.259				ND	
S 128 Xylenes, Total	106		16.530				ND	

QC Flag Legend

Processing Flags

E - Exceeded Maximum Amount

s - Failed ISTD Recovery Test

Reagents:

vm40ml_vials_00014	Amount Added:	0.00	Units:	Run Reagent
VMUX8SS_00032	Amount Added:	1.15	Units: uL	Run Reagent
vmDist_H2o_00161	Amount Added:	0.00	Units:	Run Reagent
VM568718_00017	Amount Added:	1.00	Units: uL	Run Reagent

Eurofins TestAmerica, Canton
Tentatively Identified Quantitation Report

Data File:	\\chromna\Canton\ChromData\A3UX8\20191228-94619.b\UX88077.D				
Lims ID:	240-124062-B-4-A				
Client ID:	E-SB-1791-0-1				
Sample Type:	Client				
Inject. Date:	28-Dec-2019 14:34:30	ALS Bottle#:	23	Worklist Smp#:	25
Purge Vol:	5.000 mL	Dil. Factor:	1.0000		
Sample Info:	240-0094619-025				
Operator ID:	402279	Instrument ID:	A3UX8		
Method:	\\chromna\Canton\ChromData\A3UX8\20191228-94619.b\8260_8.m				
Limit Group:	MSV 8260B ICAL				
Last Update:	30-Dec-2019 06:52:47	Calib Date:	04-Nov-2019 05:00:30		
Tic RT Window:	1.600 -0.000	Response:	area		
Quant By:	Nearest ISTD	Quant LOD:	10.00000		
MS Library:	\\chromna\Canton\Database\NIST98.L				
Min. Match:	10				
Column 1 :	DB-624 (0.18 mm)		Det: MS SCAN		
Process Host:	CTX0320				
First Level Reviewer: latat		Date:	29-Dec-2019 02:09:00		

Tentative Identified Compound Results

RT	Area	Amount ug/l	Quant Cpnd	Qual	Lib Entry	Molecular Formula	Mol. Weight	Flags
	Unknown							
3.276	302356	11.5	1					
	Unknown							
4.163	321205	12.2	1					

Quantitation Compounds

Compound	RT	Area	Amount ug/l
* 1 Fluorobenzene	5.086	1319831	50.0

QC Flag Legend

Processing Flags

Reagents:

vm40ml_vials_00014	Amount Added:	0.00	Units:	Run Reagent
VMUX8SS_00032	Amount Added:	1.15	Units: uL	Run Reagent
vmDist_H2o_00161	Amount Added:	0.00	Units:	Run Reagent
VM568718_00017	Amount Added:	1.00	Units: uL	Run Reagent

Report Date: 30-Dec-2019 06:54:28 Chrom Revision: 2.3 15-Dec-2019 06:20:02

Eurofins TestAmerica, Canton

Data File: \\chromna\Canton\ChromData\A3UX8\20191228-94619.b\UX88077.D

Injection Date:	28-Dec-2019 14:34:30	Instrument ID:	A3UX8	Operator ID:	402279
Lims ID:	240-124062-B-4-A	Lab Sample ID:	240-124062-4	Worklist Smp#:	25
Client ID:	E-SB-1791-0-1				
Purge Vol:	5.000 mL	Dil. Factor:	1.0000	ALS Bottle#:	23
Method:	8260_8	Limit Group:	MSV 8260B ICAL		

Column: DB-624 (0.18 mm)

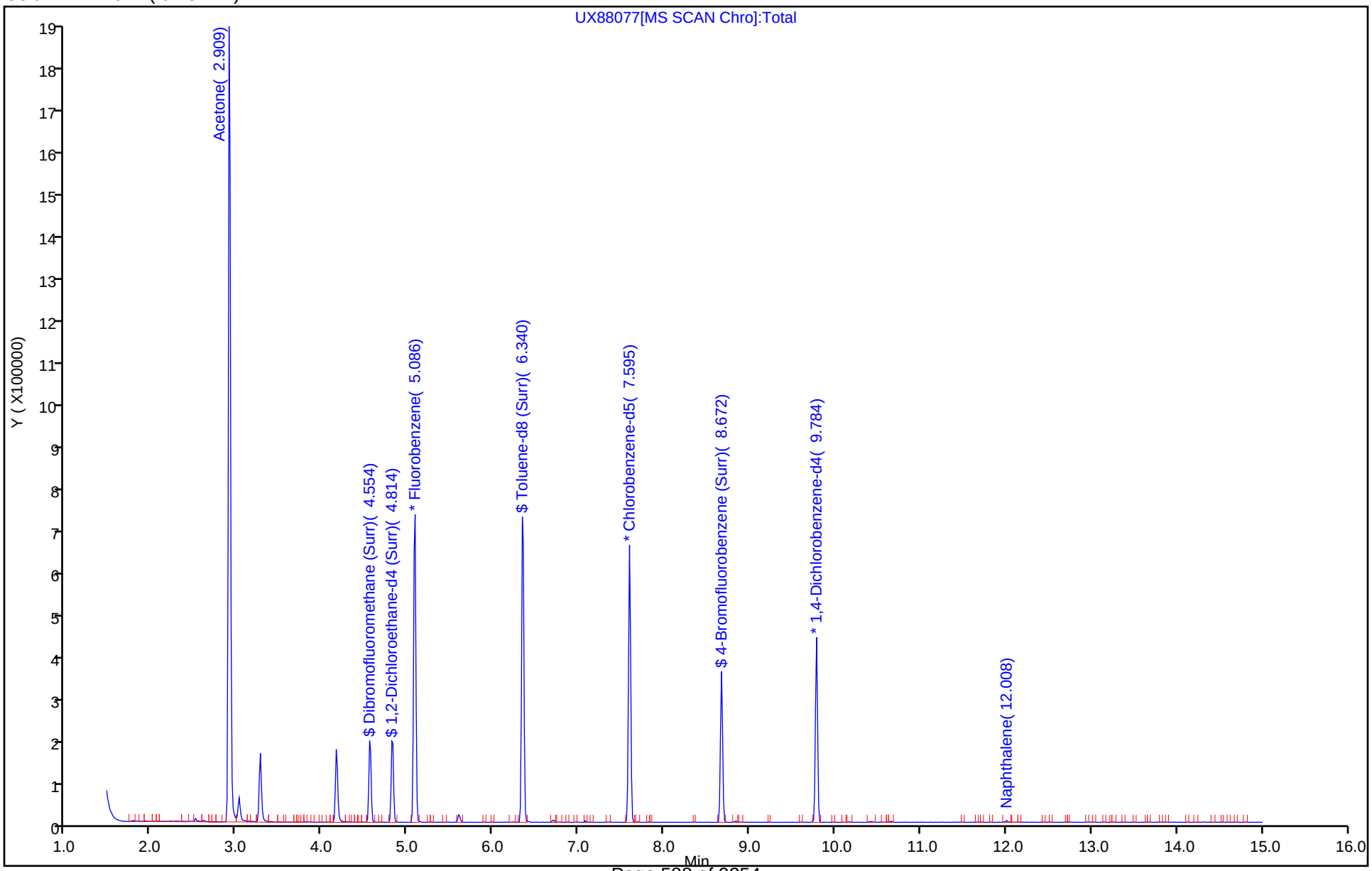

Eurofins TestAmerica, Canton
Recovery Report

Data File: \\chromna\Canton\ChromData\A3UX8\20191228-94619.b\UX88077.D
Lims ID: 240-124062-B-4-A
Client ID: E-SB-1791-0-1
Sample Type: Client
Inject. Date: 28-Dec-2019 14:34:30 ALS Bottle#: 23 Worklist Smp#: 25
Purge Vol: 5.000 mL Dil. Factor: 1.0000
Sample Info: 240-0094619-025
Operator ID: 402279 Instrument ID: A3UX8

Method: \\chromna\Canton\ChromData\A3UX8\20191228-94619.b\8260_8.m
Limit Group: MSV 8260B ICAL
Last Update: 30-Dec-2019 06:52:47 Calib Date: 04-Nov-2019 05:00:30
Integrator: RTE ID Type: Deconvolution ID
Quant Method: Internal Standard Quant By: Initial Calibration
Last ICal File: \\chromna\Canton\ChromData\A3UX8\20191104-92755.b\UX87328.D

Column 1 : DB-624 (0.18 mm) Det: MS SCAN
Process Host: CTX0320

First Level Reviewer: latat Date: 29-Dec-2019 02:09:00

Compound	Amount Added	Amount Recovered	% Rec.
$ 4 Dibromofluoromethane (Surr)	50.0	37.3	74.51
$ 5 1,2-Dichloroethane-d4 (Surr)	50.0	41.8	83.54
$ 6 Toluene-d8 (Surr)	50.0	43.9	87.76
$ 7 4-Bromofluorobenzene (Surr)	50.0	37.6	75.13

Report Date: 30-Dec-2019 06:54:28 Chrom Revision: 2.3 15-Dec-2019 06:20:02

Eurofins TestAmerica, Canton

Data File: \\chromna\Canton\ChromData\A3UX8\20191228-94619.b\UX88077.D

Injection Date:	28-Dec-2019 14:34:30	Instrument ID:	A3UX8		
Lims ID:	240-124062-B-4-A	Lab Sample ID:	240-124062-4		
Client ID:	E-SB-1791-0-1				
Operator ID:	402279	ALS Bottle#:	23	Worklist Smp#:	25
Purge Vol:	5.000 mL	Dil. Factor:	1.0000		
Method:	8260_8	Limit Group:	MSV 8260B ICAL		
Column:		Detector	MS SCAN		

No Library Matches Found above the Threshold: 10

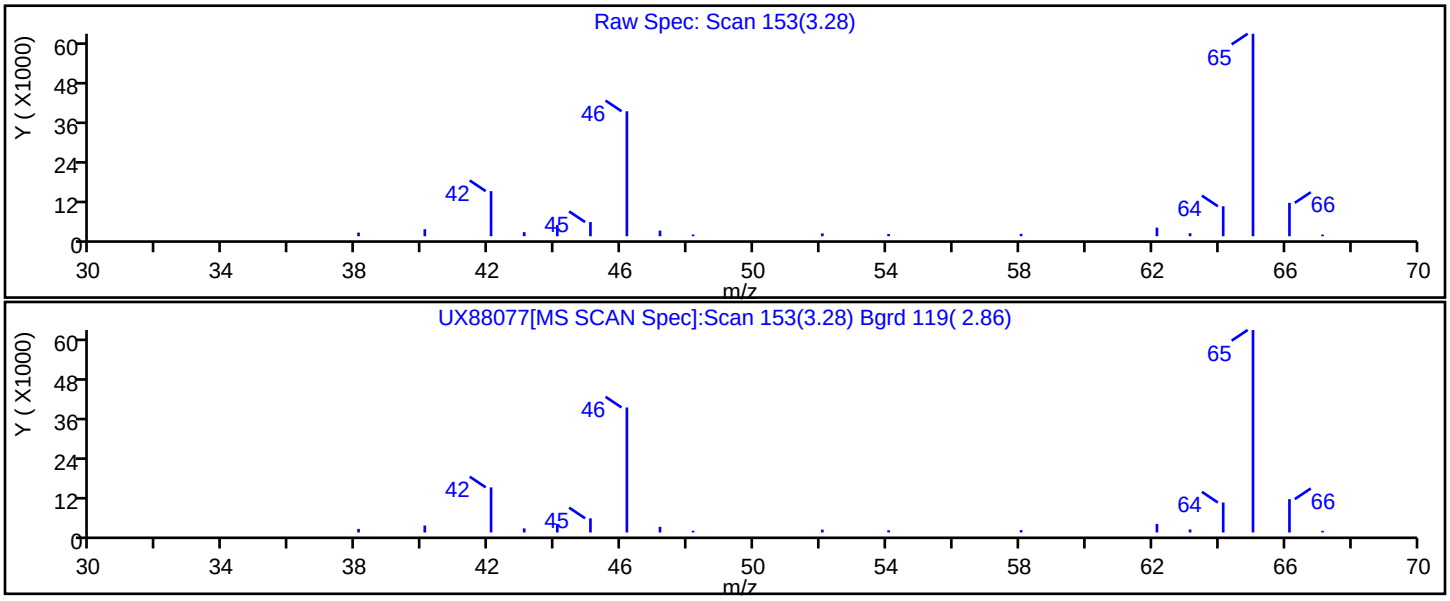

Report Date: 30-Dec-2019 06:54:28 Chrom Revision: 2.3 15-Dec-2019 06:20:02

Eurofins TestAmerica, Canton

Data File:	\\chromna\Canton\ChromData\A3UX8\20191228-94619.b\UX88077.D				
Injection Date:	28-Dec-2019 14:34:30	Instrument ID:	A3UX8		
Lims ID:	240-124062-B-4-A	Lab Sample ID:	240-124062-4		
Client ID:	E-SB-1791-0-1				
Operator ID:	402279	ALS Bottle#:	23	Worklist Smp#:	25
Purge Vol:	5.000 mL	Dil. Factor:	1.0000		
Method:	8260_8	Limit Group:	MSV 8260B ICAL		
Column:		Detector	MS SCAN		

No Library Matches Found above the Threshold: 10

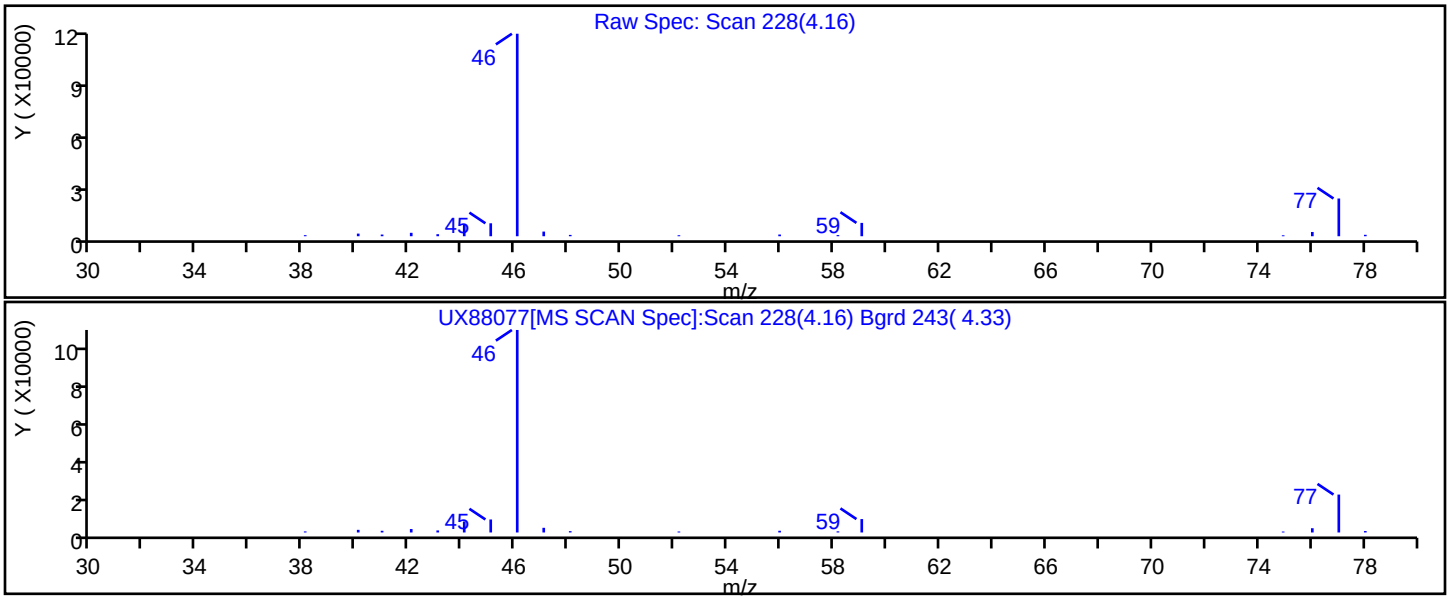

FORM I
GC/MS VOA ORGANICS ANALYSIS DATA SHEET

Lab Name: Eurofins TestAmerica, Canton Job No.: 240-124062-1

SDG No.:

Client Sample ID: E-SB-1791-0-1 Lab Sample ID: 240-124062-4

Matrix: Solid Lab File ID: UX88104.D

Analysis Method: 8260B Date Collected: 12/17/2019 10:50

Sample wt/vol: 0.56(g) Date Analyzed: 12/29/2019 09:03

Soil Aliquot Vol: Dilution Factor: 1

Soil Extract Vol.: GC Column: DB-624 ID: 0.18(mm)

% Moisture: 14.6 Level: (low/med) Low

Analysis Batch No.: 417563 Units: ug/Kg

CAS NO.	COMPOUND NAME	RESULT	Q	RL	MDL
67-64-1	Acetone	2700		260	220

CAS NO.	SURROGATE	%REC	Q	LIMITS
17060-07-0	1,2-Dichloroethane-d4 (Surr)	85		59-120
460-00-4	4-Bromofluorobenzene (Surr)	90		51-127
2037-26-5	Toluene-d8 (Surr)	84		64-124
1868-53-7	Dibromofluoromethane (Surr)	80		56-122

FORM I
GC/MS VOA ORGANICS ANALYSIS DATA SHEET
TENTATIVELY IDENTIFIED COMPOUNDS

Lab Name: Eurofins TestAmerica, Canton Job No.: 240-124062-1

SDG No.:

Client Sample ID: E-SB-1791-0-1 Lab Sample ID: 240-124062-4

Matrix: Solid Lab File ID: UX88104.D

Analysis Method: 8260B Date Collected: 12/17/2019 10:50

Sample wt/vol: 0.56(g) Date Analyzed: 12/29/2019 09:03

Soil Aliquot Vol: Dilution Factor: 1

Soil Extract Vol.: GC Column: DB-624 ID: 0.18(mm)

% Moisture: 14.6 Level: (low/med) Low

Analysis Batch No.: 417563 Units: ug/Kg

Number TICs Found: 2 TIC Result Total: 250

CAS NO.	COMPOUND NAME	RT	RESULT	Q	MATCH QUALITY
	Unknown	3.28	120	T J	
	Unknown	4.16	130	T J	

Eurofins TestAmerica, Canton
Target Compound Quantitation Report

Data File: \\chromna\Canton\ChromData\A3UX8\20191229-94625.b\UX88104.D
Lims ID: 240-124062-B-4-C
Client ID: E-SB-1791-0-1
Sample Type: Client
Inject. Date: 29-Dec-2019 09:03:30 ALS Bottle#: 17 Worklist Smp#: 19
Purge Vol: 5.000 mL Dil. Factor: 1.0000
Sample Info: 240-0094625-019
Operator ID: 402279 Instrument ID: A3UX8

Method: \\chromna\Canton\ChromData\A3UX8\20191229-94625.b\8260_8.m
Limit Group: MSV 8260B ICAL
Last Update: 31-Dec-2019 10:49:30 Calib Date: 04-Nov-2019 05:00:30
Integrator: RTE ID Type: Deconvolution ID
Quant Method: Internal Standard Quant By: Initial Calibration
Last ICal File: \\chromna\Canton\ChromData\A3UX8\20191104-92755.b\UX87328.D

Column 1 : DB-624 (0.18 mm) Det: MS SCAN
Process Host: CTX0339

First Level Reviewer: latat Date: 30-Dec-2019 05:13:36

Compound	Sig	RT (min.)	Exp RT (min.)	Dlt RT (min.)	Q	Response	OnCol Amt ug/l	Flags
* 1 Fluorobenzene	96	5.086	5.085	0.001	100	722478	50.0	
* 2 Chlorobenzene-d5	117	7.594	7.594	0.000	97	479024	50.0	
* 3 1,4-Dichlorobenzene-d4	152	9.783	9.783	0.000	97	231510	50.0	
$ 4 Dibromofluoromethane (Surr	113	4.553	4.553	0.000	94	139555	40.2	
$ 5 1,2-Dichloroethane-d4 (Sur	65	4.825	4.825	0.000	91	151811	42.5	
$ 6 Toluene-d8 (Surr)	98	6.352	6.351	0.001	94	607695	42.1	
$ 7 4-Bromofluorobenzene (Surr	95	8.671	8.671	0.000	87	204844	44.8	
9 Dichlorodifluoromethane	85		1.559				ND	
10 Chloromethane	50		1.725				ND	
11 Vinyl chloride	62		1.843				ND	
13 Bromomethane	94		2.139				ND	
14 Chloroethane	64		2.234				ND	
16 Trichlorofluoromethane	101		2.458				ND	
19 1,1-Dichloroethene	96		2.873				ND	
20 1,1,2-Trichloro-1,2,2-trif	151		2.884				ND	
21 Acetone	43	2.908	2.920	-0.012	99	228978	262.0	
24 Carbon disulfide	76		3.062				ND	
28 Methylene Chloride	84		3.251				ND	
29 2-Methyl-2-propanol	59		3.334				ND	
31 trans-1,2-Dichloroethene	96		3.464				ND	
32 Methyl tert-butyl ether	73		3.476				ND	
34 1,1-Dichloroethane	63		3.772				ND	
35 Vinyl acetate	43		3.807				ND	
36 Isopropyl ether	87		3.822				ND	
38 Tert-butyl ethyl ether	59		4.094				ND	
39 cis-1,2-Dichloroethene	96		4.210				ND	
40 2-Butanone (MEK)	43		4.210				ND	
41 2,2-Dichloropropane	77		4.221				ND	
45 Chlorobromomethane	128		4.387				ND	
47 Chloroform	83		4.434				ND	
48 1,1,1-Trichloroethane	97		4.600				ND	
50 1,1-Dichloropropene	75		4.718				ND	

Compound	Sig	RT (min.)	Exp RT (min.)	Dlt RT (min.)	Q	Response	OnCol Amt ug/l	Flags
51 Carbon tetrachloride	117		4.730				ND	
53 1,2-Dichloroethane	62		4.872				ND	
54 Benzene	78		4.884				ND	
55 Tert-amyl methyl ether	73		4.946				ND	
58 Trichloroethene	130		5.369				ND	
61 1,2-Dichloropropane	63		5.547				ND	
63 Dibromomethane	93		5.630				ND	
65 Dichlorobromomethane	83		5.748				ND	
67 2-Chloroethyl vinyl ether	63		5.973				ND	
68 cis-1,3-Dichloropropene	75		6.115				ND	
69 4-Methyl-2-pentanone (MIBK	43		6.221				ND	
70 Toluene	91		6.399				ND	
71 trans-1,3-Dichloropropene	75		6.564				ND	
74 1,3-Dichloropropane	76		6.872				ND	
75 Tetrachloroethene	164		6.884				ND	
76 2-Hexanone	43		6.931				ND	
78 Chlorodibromomethane	129		7.073				ND	
80 Ethylene Dibromide	107		7.191				ND	
82 Chlorobenzene	112		7.617				ND	
83 1,1,1,2-Tetrachloroethane	131		7.688				ND	
84 Ethylbenzene	106		7.712				ND	
85 m-Xylene & p-Xylene	106		7.819				ND	
86 o-Xylene	106		8.185				ND	
87 Styrene	104		8.197				ND	
88 Bromoform	173		8.375				ND	
89 Isopropylbenzene	105		8.529				ND	
92 1,1,2,2-Tetrachloroethane	83		8.789				ND	
93 Bromobenzene	156		8.824				ND	
94 1,2,3-Trichloropropane	110		8.836				ND	
96 N-Propylbenzene	120		8.919				ND	
97 2-Chlorotoluene	126		9.002				ND	
99 4-Chlorotoluene	126		9.108				ND	
100 tert-Butylbenzene	119		9.404				ND	
102 1,2,4-Trimethylbenzene	105		9.440				ND	
103 sec-Butylbenzene	105		9.617				ND	
104 1,3-Dichlorobenzene	146		9.724				ND	
105 4-Isopropyltoluene	119		9.747				ND	
106 1,4-Dichlorobenzene	146		9.807				ND	
107 1,2,3-Trimethylbenzene	105		9.856				ND	
109 n-Butylbenzene	91		10.150				ND	
110 1,2-Dichlorobenzene	146		10.173				ND	
111 1,2-Dibromo-3-Chloropropan	157		10.931				ND	
113 1,2,4-Trichlorobenzene	180		11.759				ND	
114 Hexachlorobutadiene	225		11.936				ND	
115 Naphthalene	128		12.007				ND	
116 1,2,3-Trichlorobenzene	180		12.256				ND	
S 128 Xylenes, Total	106		16.530				ND	

Reagents:

vm40ml_vials_00014	Amount Added:	0.00	Units:	Run Reagent
VMUX8SS_00032	Amount Added:	1.15	Units: uL	Run Reagent
vmDist_H2o_00161	Amount Added:	0.00	Units:	Run Reagent
VM568718_00017	Amount Added:	1.00	Units: uL	Run Reagent

Eurofins TestAmerica, Canton
Tentatively Identified Quantitation Report

Data File:	\\chromna\Canton\ChromData\A3UX8\20191229-94625.b\UX88104.D				
Lims ID:	240-124062-B-4-C				
Client ID:	E-SB-1791-0-1				
Sample Type:	Client				
Inject. Date:	29-Dec-2019 09:03:30	ALS Bottle#:	17	Worklist Smp#:	19
Purge Vol:	5.000 mL	Dil. Factor:	1.0000		
Sample Info:	240-0094625-019				
Operator ID:	402279	Instrument ID:	A3UX8		
Method:	\\chromna\Canton\ChromData\A3UX8\20191229-94625.b\8260_8.m				
Limit Group:	MSV 8260B ICAL				
Last Update:	31-Dec-2019 10:49:30	Calib Date:	04-Nov-2019 05:00:30		
Tic RT Window:	1.600 -0.000	Response:	area		
Quant By:	Nearest ISTD	Quant LOD:	10.00000		
MS Library:	\\chromna\Canton\Database\NIST98.L				
Min. Match:	10				
Column 1 :	DB-624 (0.18 mm)		Det: MS SCAN		
Process Host:	CTX0339				
First Level Reviewer: latat		Date:	30-Dec-2019 05:13:36		

Tentative Identified Compound Results

RT	Area	Amount ug/l	Quant Cpnd	Qual	Lib Entry	Molecular Formula	Mol. Weight	Flags
	Unknown							
3.275	367632	11.8	1					
	Unknown							
4.163	395460	12.7	1					

Quantitation Compounds

Compound	RT	Area	Amount ug/l
* 1 Fluorobenzene	5.086	1561105	50.0

QC Flag Legend

Processing Flags

Reagents:

vm40ml_vials_00014	Amount Added:	0.00	Units:	Run Reagent
VMUX8SS_00032	Amount Added:	1.15	Units: uL	Run Reagent
vmDist_H2o_00161	Amount Added:	0.00	Units:	Run Reagent
VM568718_00017	Amount Added:	1.00	Units: uL	Run Reagent

Report Date: 31-Dec-2019 10:49:58 Chrom Revision: 2.3 15-Dec-2019 06:20:02

Eurofins TestAmerica, Canton

Data File: \\chromna\Canton\ChromData\A3UX8\20191229-94625.b\UX88104.D

Injection Date:	29-Dec-2019 09:03:30	Instrument ID:	A3UX8	Operator ID:	402279
Lims ID:	240-124062-B-4-C	Lab Sample ID:	240-124062-4	Worklist Smp#:	19
Client ID:	E-SB-1791-0-1				
Purge Vol:	5.000 mL	Dil. Factor:	1.0000	ALS Bottle#:	17
Method:	8260_8	Limit Group:	MSV 8260B ICAL		

Column: DB-624 (0.18 mm)

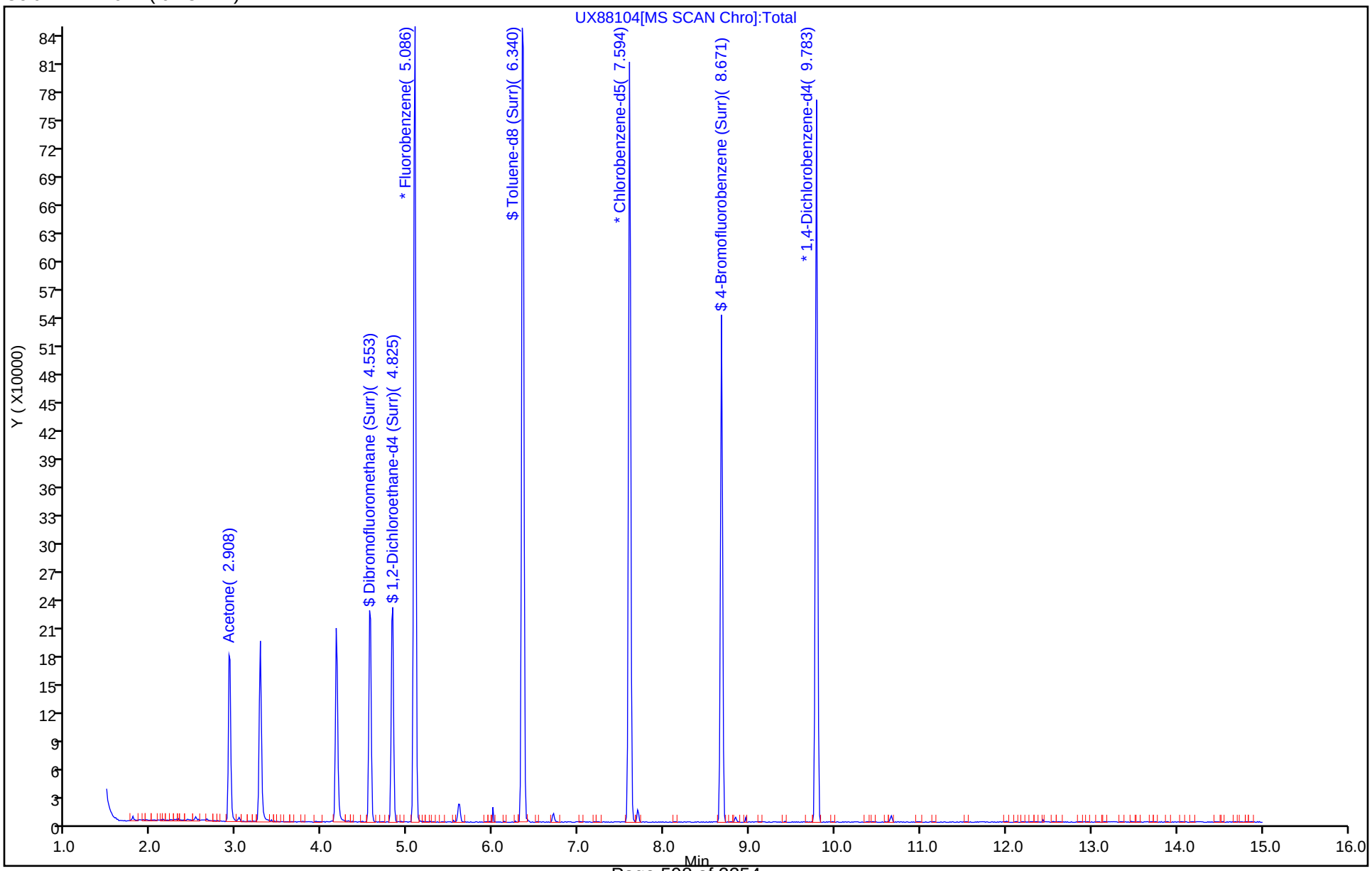

Eurofins TestAmerica, Canton
Recovery Report

Data File: \\chromna\Canton\ChromData\A3UX8\20191229-94625.b\UX88104.D
Lims ID: 240-124062-B-4-C
Client ID: E-SB-1791-0-1
Sample Type: Client
Inject. Date: 29-Dec-2019 09:03:30 ALS Bottle#: 17 Worklist Smp#: 19
Purge Vol: 5.000 mL Dil. Factor: 1.0000
Sample Info: 240-0094625-019
Operator ID: 402279 Instrument ID: A3UX8

Method: \\chromna\Canton\ChromData\A3UX8\20191229-94625.b\8260_8.m
Limit Group: MSV 8260B ICAL
Last Update: 31-Dec-2019 10:49:30 Calib Date: 04-Nov-2019 05:00:30
Integrator: RTE ID Type: Deconvolution ID
Quant Method: Internal Standard Quant By: Initial Calibration
Last ICal File: \\chromna\Canton\ChromData\A3UX8\20191104-92755.b\UX87328.D

Column 1 : DB-624 (0.18 mm) Det: MS SCAN
Process Host: CTX0339

First Level Reviewer: latat Date: 30-Dec-2019 05:13:36

Compound	Amount Added	Amount Recovered	% Rec.
$ 4 Dibromofluoromethane (Surr)	50.0	40.2	80.46
$ 5 1,2-Dichloroethane-d4 (Surr)	50.0	42.5	85.04
$ 6 Toluene-d8 (Surr)	50.0	42.1	84.19
$ 7 4-Bromofluorobenzene (Surr)	50.0	44.8	89.56

Report Date: 31-Dec-2019 10:49:58 Chrom Revision: 2.3 15-Dec-2019 06:20:02

Eurofins TestAmerica, Canton

Data File: \\chromna\Canton\ChromData\A3UX8\20191229-94625.b\UX88104.D

Injection Date:	29-Dec-2019 09:03:30	Instrument ID:	A3UX8		
Lims ID:	240-124062-B-4-C	Lab Sample ID:	240-124062-4		
Client ID:	E-SB-1791-0-1				
Operator ID:	402279	ALS Bottle#:	17	Worklist Smp#:	19
Purge Vol:	5.000 mL	Dil. Factor:	1.0000		
Method:	8260_8	Limit Group:	MSV 8260B ICAL		
Column:	DB-624 (0.18 mm)	Detector	MS SCAN		

21 Acetone, CAS: 67-64-1

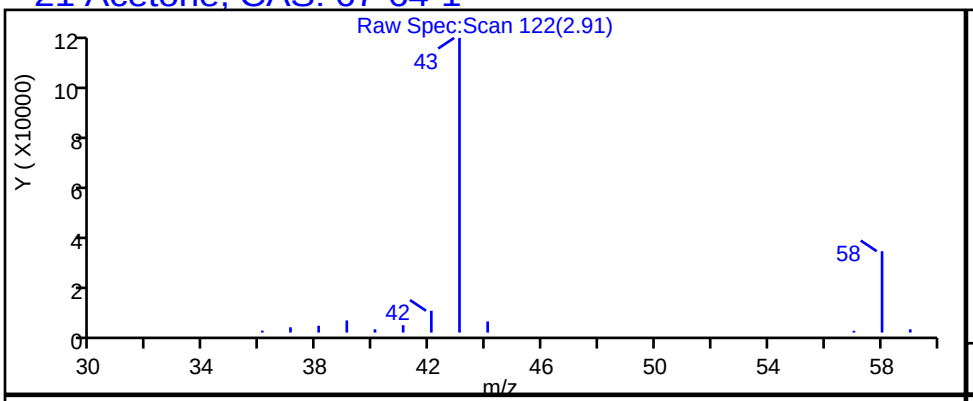

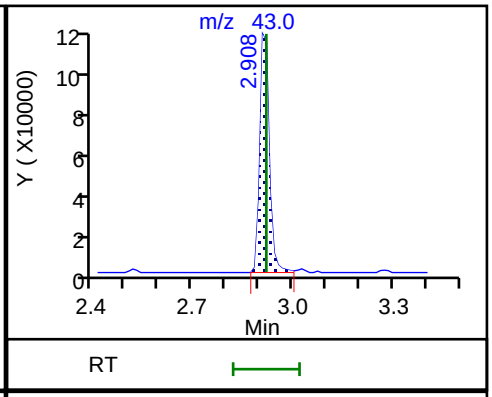

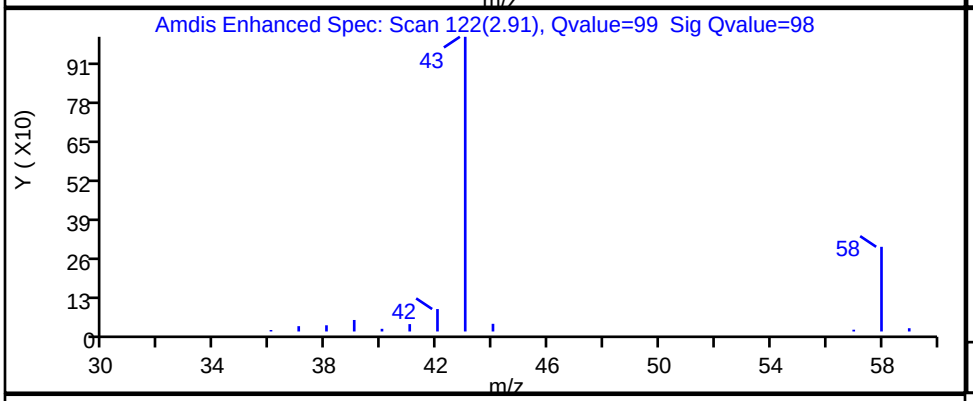

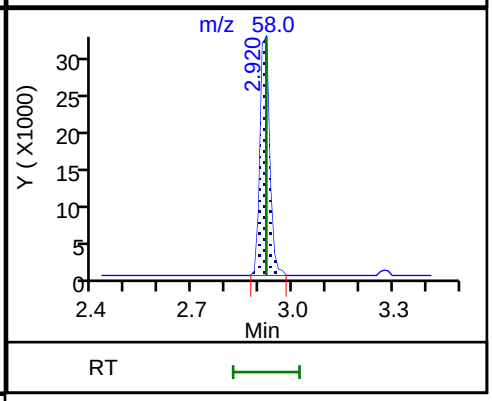

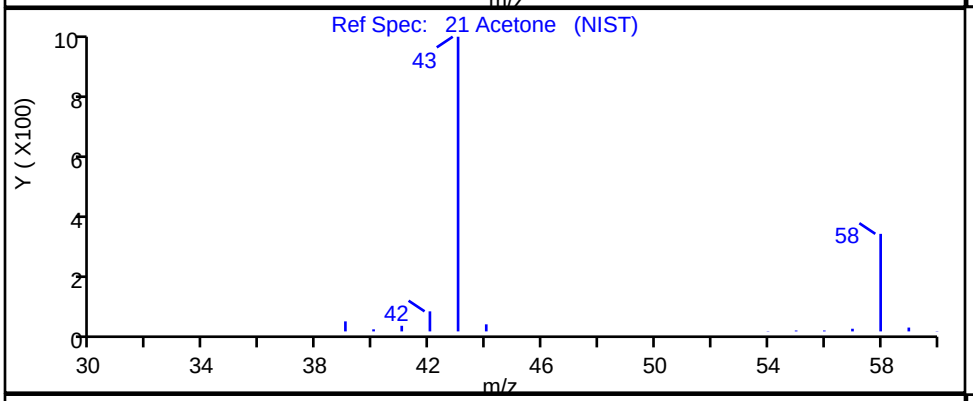

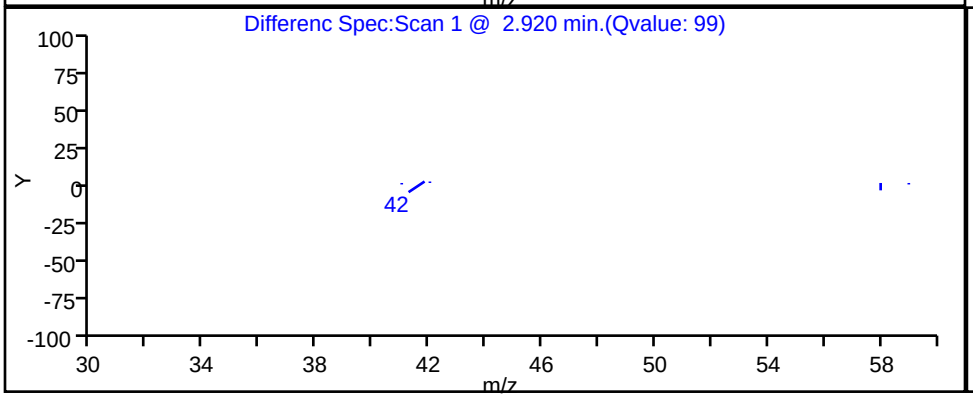

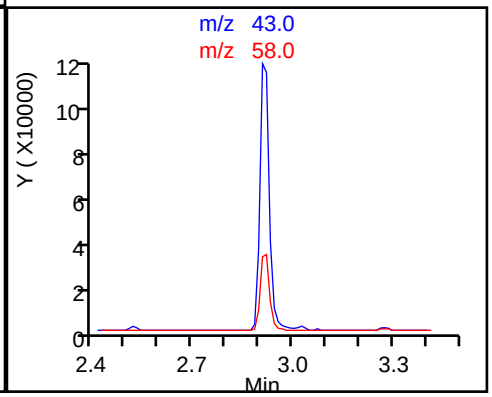

Report Date: 31-Dec-2019 10:49:58 Chrom Revision: 2.3 15-Dec-2019 06:20:02

Eurofins TestAmerica, Canton

Data File: \\chromna\Canton\ChromData\A3UX8\20191229-94625.b\UX88104.D

Injection Date:	29-Dec-2019 09:03:30	Instrument ID:	A3UX8		
Lims ID:	240-124062-B-4-C	Lab Sample ID:	240-124062-4		
Client ID:	E-SB-1791-0-1				
Operator ID:	402279	ALS Bottle#:	17	Worklist Smp#:	19
Purge Vol:	5.000 mL	Dil. Factor:	1.0000		
Method:	8260_8	Limit Group:	MSV 8260B ICAL		
Column:		Detector	MS SCAN		

No Library Matches Found above the Threshold: 10

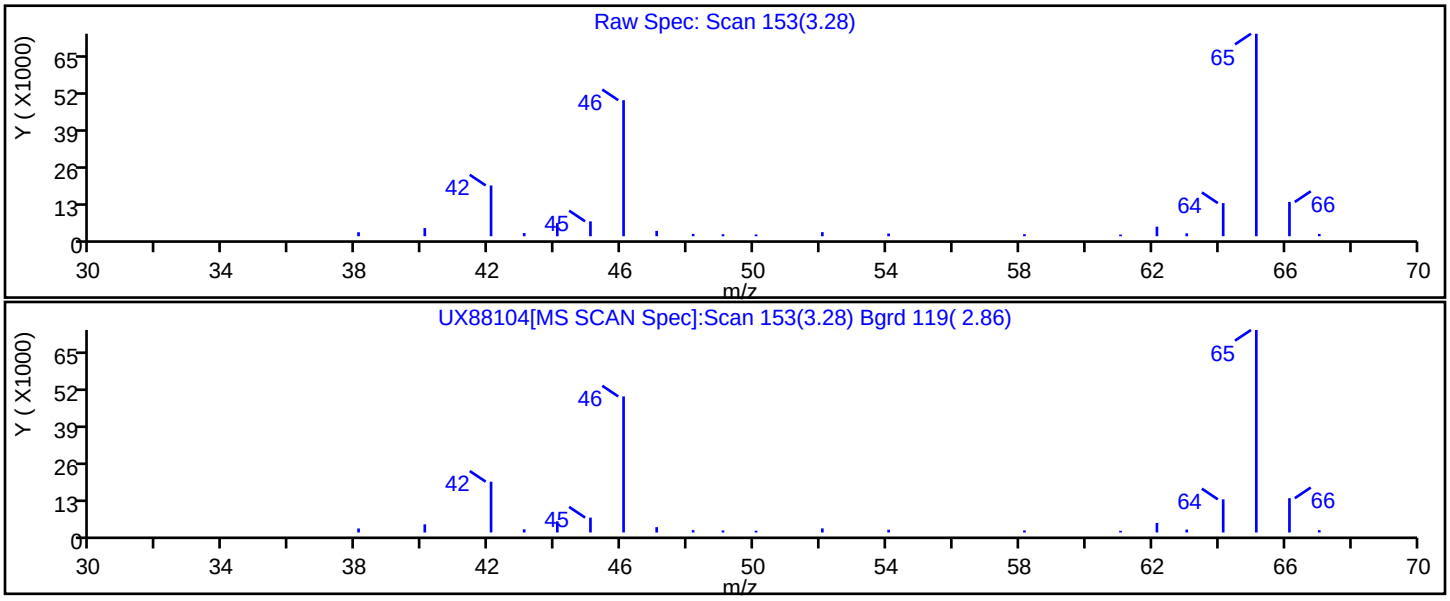

Report Date: 31-Dec-2019 10:49:58 Chrom Revision: 2.3 15-Dec-2019 06:20:02

Eurofins TestAmerica, Canton

Data File: \\chromna\Canton\ChromData\A3UX8\20191229-94625.b\UX88104.D

Injection Date:	29-Dec-2019 09:03:30	Instrument ID:	A3UX8		
Lims ID:	240-124062-B-4-C	Lab Sample ID:	240-124062-4		
Client ID:	E-SB-1791-0-1				
Operator ID:	402279	ALS Bottle#:	17	Worklist Smp#:	19
Purge Vol:	5.000 mL	Dil. Factor:	1.0000		
Method:	8260_8	Limit Group:	MSV 8260B ICAL		
Column:		Detector	MS SCAN		

No Library Matches Found above the Threshold: 10

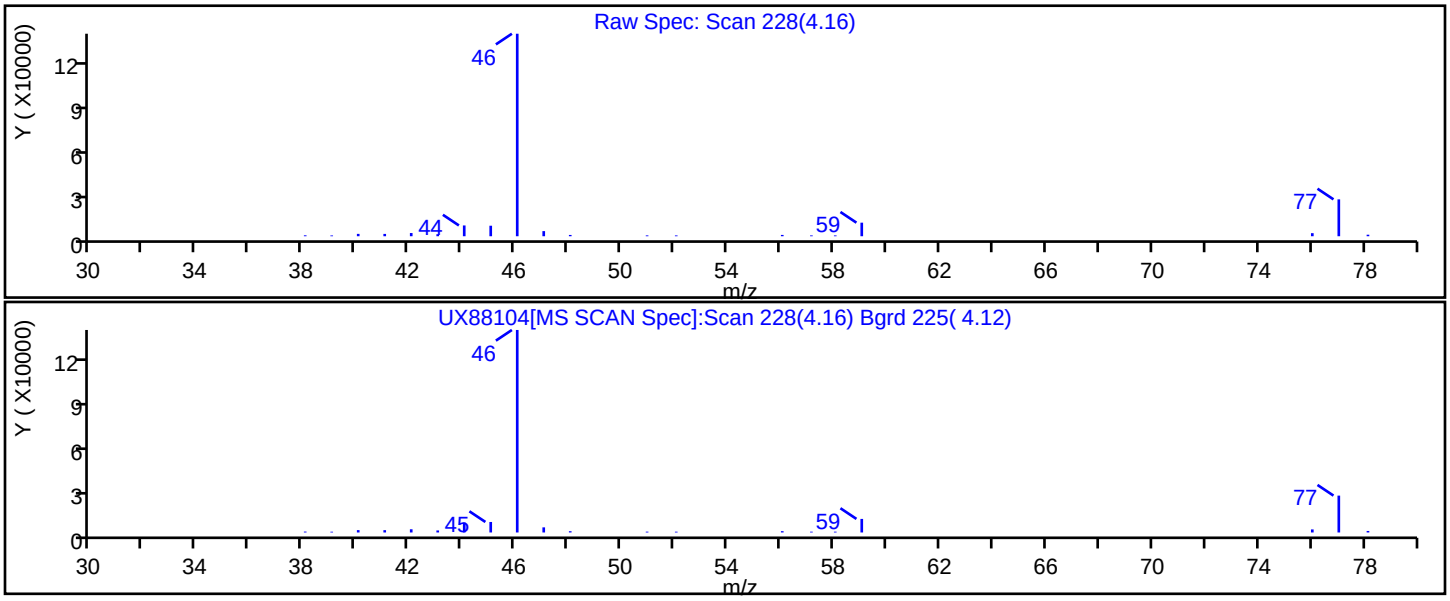

FORM I
GC/MS VOA ORGANICS ANALYSIS DATA SHEET

Lab Name: Eurofins TestAmerica, Canton Job No.: 240-124062-1

SDG No.:

Client Sample ID: E-SB-1792-1-2 Lab Sample ID: 240-124062-5

Matrix: Solid Lab File ID: UX88078.D

Analysis Method: 8260B Date Collected: 12/17/2019 11:00

Sample wt/vol: 5.34(g) Date Analyzed: 12/28/2019 14:56

Soil Aliquot Vol: Dilution Factor: 1

Soil Extract Vol.: GC Column: DB-624 ID: 0.18(mm)

% Moisture: 11.7 Level: (low/med) Low

Analysis Batch No.: 417546 Units: ug/Kg

CAS NO.	COMPOUND NAME	RESULT	Q	RL	MDL
630-20-6	1,1,1,2-Tetrachloroethane	3.2	U	5.3	3.2
71-55-6	1,1,1-Trichloroethane	0.87	U	5.3	0.87
79-34-5	1,1,2,2-Tetrachloroethane	1.5	U	5.3	1.5
76-13-1	1,1,2-Trichloro-1,2,2-trifluoroethane	1.4	U	5.3	1.4
75-34-3	1,1-Dichloroethane	0.73	U	5.3	0.73
75-35-4	1,1-Dichloroethene	0.96	U	5.3	0.96
563-58-6	1,1-Dichloropropene	1.0	U	5.3	1.0
87-61-6	1,2,3-Trichlorobenzene	0.61	U	5.3	0.61
96-18-4	1,2,3-Trichloropropane	1.7	U	5.3	1.7
526-73-8	1,2,3-Trimethylbenzene	1.9	U	5.3	1.9
120-82-1	1,2,4-Trichlorobenzene	0.61	U	5.3	0.61
95-63-6	1,2,4-Trimethylbenzene	1.1	U	5.3	1.1
96-12-8	1,2-Dibromo-3-Chloropropane	3.8	U	11	3.8
95-50-1	1,2-Dichlorobenzene	1.2	U	5.3	1.2
107-06-2	1,2-Dichloroethane	0.82	U	5.3	0.82
78-87-5	1,2-Dichloropropane	0.90	U	5.3	0.90
541-73-1	1,3-Dichlorobenzene	0.87	U	5.3	0.87
142-28-9	1,3-Dichloropropane	1.0	U	5.3	1.0
106-46-7	1,4-Dichlorobenzene	0.93	U	5.3	0.93
594-20-7	2,2-Dichloropropane	1.3	U	5.3	1.3
110-75-8	2-Chloroethyl vinyl ether	9.4	U	53	9.4
95-49-8	2-Chlorotoluene	1.0	U	5.3	1.0
591-78-6	2-Hexanone	4.3	U	21	4.3
108-86-1	Bromobenzene	1.2	U	5.3	1.2
74-97-5	Bromochloromethane	0.63	U	5.3	0.63
106-43-4	4-Chlorotoluene	0.91	U	5.3	0.91
99-87-6	p-Isopropyltoluene	3.1	U	5.3	3.1
67-64-1	Acetone	22	U	27	22
71-43-2	Benzene	0.74	U	5.3	0.74
75-25-2	Bromoform	2.5	U	5.3	2.5
74-83-9	Bromomethane	1.0	U	5.3	1.0
75-15-0	Carbon disulfide	1.2	U	5.3	1.2
56-23-5	Carbon tetrachloride	3.4	U	5.3	3.4
108-90-7	Chlorobenzene	0.97	U	5.3	0.97
75-00-3	Chloroethane	1.3	U	5.3	1.3

FORM I
GC/MS VOA ORGANICS ANALYSIS DATA SHEET

Lab Name: Eurofins TestAmerica, Canton Job No.: 240-124062-1

SDG No.:

Client Sample ID: E-SB-1792-1-2 Lab Sample ID: 240-124062-5

Matrix: Solid Lab File ID: UX88078.D

Analysis Method: 8260B Date Collected: 12/17/2019 11:00

Sample wt/vol: 5.34(g) Date Analyzed: 12/28/2019 14:56

Soil Aliquot Vol: Dilution Factor: 1

Soil Extract Vol.: GC Column: DB-624 ID: 0.18(mm)

% Moisture: 11.7 Level: (low/med) Low

Analysis Batch No.: 417546 Units: ug/Kg

CAS NO.	COMPOUND NAME	RESULT	Q	RL	MDL
67-66-3	Chloroform	0.84	U	5.3	0.84
74-87-3	Chloromethane	1.1	U	5.3	1.1
156-59-2	cis-1,2-Dichloroethene	0.69	U	5.3	0.69
10061-01-5	cis-1,3-Dichloropropene	1.5	U	5.3	1.5
87-68-3	Hexachlorobutadiene	4.0	U	5.3	4.0
74-95-3	Dibromomethane	0.71	U	5.3	0.71
75-27-4	Bromodichloromethane	0.72	U	5.3	0.72
75-71-8	Dichlorodifluoromethane	1.0	U	5.3	1.0
100-41-4	Ethylbenzene	1.1	U	5.3	1.1
106-93-4	1,2-Dibromoethane	0.82	U	5.3	0.82
108-20-3	Diisopropyl ether	0.80	U	11	0.80
91-20-3	Naphthalene	2.9	U	5.3	2.9
179601-23-1	m-Xylene & p-Xylene	0.83	U	11	0.83
104-51-8	n-Butylbenzene	3.7	U	5.3	3.7
98-82-8	Isopropylbenzene	0.88	U	5.3	0.88
103-65-1	N-Propylbenzene	0.78	U	5.3	0.78
78-93-3	2-Butanone (MEK)	3.8	U	21	3.8
108-10-1	4-Methyl-2-pentanone (MIBK)	3.9	U	21	3.9
135-98-8	sec-Butylbenzene	0.92	U	5.3	0.92
1634-04-4	Methyl tert-butyl ether	0.87	U	5.3	0.87
994-05-8	Tert-amyl methyl ether	2.4	U	5.3	2.4
75-09-2	Methylene Chloride	13	U	27	13
95-47-6	o-Xylene	0.91	U	5.3	0.91
100-42-5	Styrene	1.2	U	5.3	1.2
637-92-3	Ethyl tert-butyl ether	2.4	U	5.3	2.4
98-06-6	tert-Butylbenzene	0.96	U	5.3	0.96
127-18-4	Tetrachloroethene	0.77	U	5.3	0.77
108-88-3	Toluene	0.82	U	5.3	0.82
156-60-5	trans-1,2-Dichloroethene	0.49	U	5.3	0.49
10061-02-6	trans-1,3-Dichloropropene	1.1	U	5.3	1.1
79-01-6	Trichloroethene	0.67	U	5.3	0.67
75-69-4	Trichlorofluoromethane	1.1	U	5.3	1.1
108-05-4	Vinyl acetate	2.3	U	11	2.3
75-01-4	Vinyl chloride	0.89	U	5.3	0.89
75-65-0	tert-Butyl alcohol	18	U	210	18
1330-20-7	Xylenes, Total	1.7	U	11	1.7

FORM I
GC/MS VOA ORGANICS ANALYSIS DATA SHEET

Lab Name: Eurofins TestAmerica, Canton Job No.: 240-124062-1

SDG No.:

Client Sample ID: E-SB-1792-1-2 Lab Sample ID: 240-124062-5

Matrix: Solid Lab File ID: UX88078.D

Analysis Method: 8260B Date Collected: 12/17/2019 11:00

Sample wt/vol: 5.34(g) Date Analyzed: 12/28/2019 14:56

Soil Aliquot Vol: Dilution Factor: 1

Soil Extract Vol.: GC Column: DB-624 ID: 0.18(mm)

% Moisture: 11.7 Level: (low/med) Low

Analysis Batch No.: 417546 Units: ug/Kg

CAS NO.	COMPOUND NAME	RESULT	Q	RL	MDL
124-48-1	Dibromochloromethane	2.9	U	5.3	2.9

CAS NO.	SURROGATE	%REC	Q	LIMITS
17060-07-0	1,2-Dichloroethane-d4 (Surr)	84		59-120
460-00-4	4-Bromofluorobenzene (Surr)	87		51-127
2037-26-5	Toluene-d8 (Surr)	84		64-124
1868-53-7	Dibromofluoromethane (Surr)	77		56-122

FORM I
GC/MS VOA ORGANICS ANALYSIS DATA SHEET
TENTATIVELY IDENTIFIED COMPOUNDS

Lab Name: Eurofins TestAmerica, Canton Job No.: 240-124062-1

SDG No.:

Client Sample ID: E-SB-1792-1-2 Lab Sample ID: 240-124062-5

Matrix: Solid Lab File ID: UX88078.D

Analysis Method: 8260B Date Collected: 12/17/2019 11:00

Sample wt/vol: 5.34(g) Date Analyzed: 12/28/2019 14:56

Soil Aliquot Vol: Dilution Factor: 1

Soil Extract Vol.: GC Column: DB-624 ID: 0.18(mm)

% Moisture: 11.7 Level: (low/med) Low

Analysis Batch No.: 417546 Units: ug/Kg

Number TICs Found: 2 TIC Result Total: 25

CAS NO.	COMPOUND NAME	RT	RESULT	Q	MATCH QUALITY
	Unknown	3.28	12	T J	
	Unknown	4.16	13	T J	

Eurofins TestAmerica, Canton
Target Compound Quantitation Report

Data File: \\chromna\Canton\ChromData\A3UX8\20191228-94619.b\UX88078.D
Lims ID: 240-124062-B-5-A
Client ID: E-SB-1792-1-2
Sample Type: Client
Inject. Date: 28-Dec-2019 14:56:30 ALS Bottle#: 24 Worklist Smp#: 26
Purge Vol: 5.000 mL Dil. Factor: 1.0000
Sample Info: 240-0094619-026
Operator ID: 402279 Instrument ID: A3UX8

Method: \\chromna\Canton\ChromData\A3UX8\20191228-94619.b\8260_8.m
Limit Group: MSV 8260B ICAL
Last Update: 30-Dec-2019 06:52:47 Calib Date: 04-Nov-2019 05:00:30
Integrator: RTE ID Type: Deconvolution ID
Quant Method: Internal Standard Quant By: Initial Calibration
Last ICal File: \\chromna\Canton\ChromData\A3UX8\20191104-92755.b\UX87328.D

Column 1 : DB-624 (0.18 mm) Det: MS SCAN
Process Host: CTX0320

First Level Reviewer: latat Date: 29-Dec-2019 02:10:09

Compound	Sig	RT (min.)	Exp RT (min.)	Dlt RT (min.)	Q	Response	OnCol Amt ug/l	Flags
* 1 Fluorobenzene	96	5.086	5.077	0.009	100	594238	50.0	
* 2 Chlorobenzene-d5	117	7.595	7.597	-0.002	97	375200	50.0	
* 3 1,4-Dichlorobenzene-d4	152	9.784	9.786	-0.002	97	170476	50.0	
$ 4 Dibromofluoromethane (Surr	113	4.554	4.556	-0.002	94	109630	38.4	
$ 5 1,2-Dichloroethane-d4 (Sur	65	4.826	4.817	0.009	92	123569	42.1	
$ 6 Toluene-d8 (Surr)	98	6.352	6.343	0.009	94	476062	42.1	
$ 7 4-Bromofluorobenzene (Surr	95	8.671	8.674	-0.003	87	155911	43.5	
9 Dichlorodifluoromethane	85		1.551				ND	
10 Chloromethane	50		1.728				ND	
11 Vinyl chloride	62		1.835				ND	
13 Bromomethane	94		2.142				ND	
14 Chloroethane	64		2.225				ND	
16 Trichlorofluoromethane	101		2.450				ND	
19 1,1-Dichloroethene	96		2.876				ND	
20 1,1,2-Trichloro-1,2,2-trif	151		2.888				ND	
21 Acetone	43	2.921	2.912	0.009	95	5462	3.41	
24 Carbon disulfide	76		3.054				ND	
28 Methylene Chloride	84		3.243				ND	
29 2-Methyl-2-propanol	59		3.338				ND	
31 trans-1,2-Dichloroethene	96		3.456				ND	
32 Methyl tert-butyl ether	73		3.468				ND	
34 1,1-Dichloroethane	63		3.775				ND	
35 Vinyl acetate	43		3.799				ND	
36 Isopropyl ether	87		3.822				ND	
38 Tert-butyl ethyl ether	59		4.094				ND	
39 cis-1,2-Dichloroethene	96		4.201				ND	
40 2-Butanone (MEK)	43		4.213				ND	
41 2,2-Dichloropropane	77		4.213				ND	
45 Chlorobromomethane	128		4.391				ND	
47 Chloroform	83		4.438				ND	
48 1,1,1-Trichloroethane	97		4.592				ND	
50 1,1-Dichloropropene	75		4.722				ND	

Compound	Sig	RT (min.)	Exp RT (min.)	Dlt RT (min.)	Q	Response	OnCol Amt ug/l	Flags
51 Carbon tetrachloride	117		4.734				ND	
53 1,2-Dichloroethane	62		4.876				ND	
54 Benzene	78		4.876				ND	
55 Tert-amyl methyl ether	73		4.946				ND	
58 Trichloroethene	130		5.373				ND	
61 1,2-Dichloropropane	63		5.538				ND	
63 Dibromomethane	93		5.633				ND	
65 Dichlorobromomethane	83		5.751				ND	
67 2-Chloroethyl vinyl ether	63		5.976				ND	
68 cis-1,3-Dichloropropene	75		6.106				ND	
69 4-Methyl-2-pentanone (MIBK	43		6.225				ND	
70 Toluene	91		6.402				ND	
71 trans-1,3-Dichloropropene	75		6.556				ND	
75 Tetrachloroethene	164		6.876				ND	
74 1,3-Dichloropropane	76		6.876				ND	
76 2-Hexanone	43		6.923				ND	
78 Chlorodibromomethane	129		7.077				ND	
80 Ethylene Dibromide	107		7.183				ND	
82 Chlorobenzene	112		7.621				ND	
83 1,1,1,2-Tetrachloroethane	131		7.692				ND	
84 Ethylbenzene	106		7.716				ND	
85 m-Xylene & p-Xylene	106		7.822				ND	
86 o-Xylene	106		8.189				ND	
87 Styrene	104		8.189				ND	
88 Bromoform	173		8.366				ND	
89 Isopropylbenzene	105		8.532				ND	
92 1,1,2,2-Tetrachloroethane	83		8.781				ND	
93 Bromobenzene	156		8.828				ND	
94 1,2,3-Trichloropropane	110		8.840				ND	
96 N-Propylbenzene	120		8.911				ND	
97 2-Chlorotoluene	126		9.005				ND	
99 4-Chlorotoluene	126		9.100				ND	
100 tert-Butylbenzene	119		9.396				ND	
102 1,2,4-Trimethylbenzene	105		9.443				ND	
103 sec-Butylbenzene	105		9.609				ND	
104 1,3-Dichlorobenzene	146		9.727				ND	
105 4-Isopropyltoluene	119		9.751				ND	
106 1,4-Dichlorobenzene	146		9.810				ND	
107 1,2,3-Trimethylbenzene	105		9.856				ND	
109 n-Butylbenzene	91		10.153				ND	
110 1,2-Dichlorobenzene	146		10.177				ND	
111 1,2-Dibromo-3-Chloropropan	157		10.934				ND	
113 1,2,4-Trichlorobenzene	180		11.762				ND	
114 Hexachlorobutadiene	225		11.940				ND	
115 Naphthalene	128		12.011				ND	
116 1,2,3-Trichlorobenzene	180		12.259				ND	
S 128 Xylenes, Total	106		16.530				ND	

Reagents:

vm40ml_vials_00014	Amount Added:	0.00	Units:	Run Reagent
VMUX8SS_00032	Amount Added:	1.15	Units: uL	Run Reagent
vmDist_H2o_00161	Amount Added:	0.00	Units:	Run Reagent
VM568718_00017	Amount Added:	1.00	Units: uL	Run Reagent

Eurofins TestAmerica, Canton
Tentatively Identified Quantitation Report

Data File:	\\chromna\Canton\ChromData\A3UX8\20191228-94619.b\UX88078.D				
Lims ID:	240-124062-B-5-A				
Client ID:	E-SB-1792-1-2				
Sample Type:	Client				
Inject. Date:	28-Dec-2019 14:56:30	ALS Bottle#:	24	Worklist Smp#:	26
Purge Vol:	5.000 mL	Dil. Factor:	1.0000		
Sample Info:	240-0094619-026				
Operator ID:	402279	Instrument ID:	A3UX8		
Method:	\\chromna\Canton\ChromData\A3UX8\20191228-94619.b\8260_8.m				
Limit Group:	MSV 8260B ICAL				
Last Update:	30-Dec-2019 06:52:47	Calib Date:	04-Nov-2019 05:00:30		
Tic RT Window:	1.600 -0.000	Response:	area		
Quant By:	Nearest ISTD	Quant LOD:	10.00000		
MS Library:	\\chromna\Canton\Database\NIST98.L				
Min. Match:	10				
Column 1 :	DB-624 (0.18 mm)		Det: MS SCAN		
Process Host:	CTX0320				
First Level Reviewer: latat		Date:	29-Dec-2019 02:10:09		

Tentative Identified Compound Results

RT	Area	Amount ug/l	Quant Cpnd	Qual	Lib Entry	Molecular Formula	Mol. Weight	Flags
	Unknown							
3.276	285951	11.2	1					
	Unknown							
4.163	323518	12.7	1					

Quantitation Compounds

Compound	RT	Area	Amount ug/l
* 1 Fluorobenzene	5.086	1274516	50.0

QC Flag Legend

Processing Flags

Reagents:

vm40ml_vials_00014	Amount Added:	0.00	Units:	Run Reagent
VMUX8SS_00032	Amount Added:	1.15	Units: uL	Run Reagent
vmDist_H2o_00161	Amount Added:	0.00	Units:	Run Reagent
VM568718_00017	Amount Added:	1.00	Units: uL	Run Reagent

Report Date: 30-Dec-2019 06:54:29 Chrom Revision: 2.3 15-Dec-2019 06:20:02

Eurofins TestAmerica, Canton

Data File: \\chromna\Canton\ChromData\A3UX8\20191228-94619.b\UX88078.D

Injection Date:	28-Dec-2019 14:56:30	Instrument ID:	A3UX8	Operator ID:	402279
Lims ID:	240-124062-B-5-A	Lab Sample ID:	240-124062-5	Worklist Smp#:	26
Client ID:	E-SB-1792-1-2				
Purge Vol:	5.000 mL	Dil. Factor:	1.0000	ALS Bottle#:	24
Method:	8260_8	Limit Group:	MSV 8260B ICAL		

Column: DB-624 (0.18 mm)

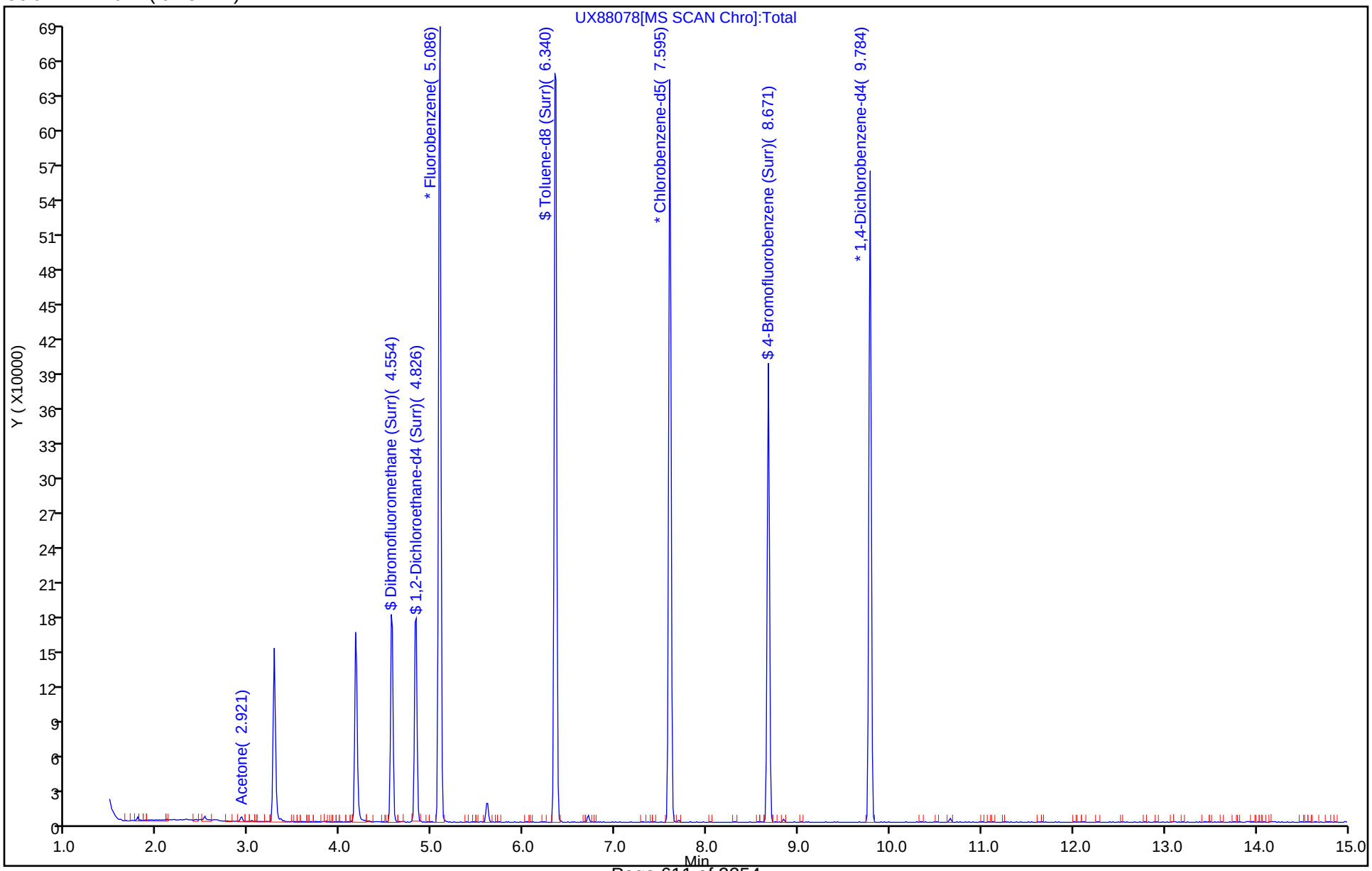

Eurofins TestAmerica, Canton
Recovery Report

Data File: \\chromna\Canton\ChromData\A3UX8\20191228-94619.b\UX88078.D
Lims ID: 240-124062-B-5-A
Client ID: E-SB-1792-1-2
Sample Type: Client
Inject. Date: 28-Dec-2019 14:56:30 ALS Bottle#: 24 Worklist Smp#: 26
Purge Vol: 5.000 mL Dil. Factor: 1.0000
Sample Info: 240-0094619-026
Operator ID: 402279 Instrument ID: A3UX8

Method: \\chromna\Canton\ChromData\A3UX8\20191228-94619.b\8260_8.m
Limit Group: MSV 8260B ICAL
Last Update: 30-Dec-2019 06:52:47 Calib Date: 04-Nov-2019 05:00:30
Integrator: RTE ID Type: Deconvolution ID
Quant Method: Internal Standard Quant By: Initial Calibration
Last ICal File: \\chromna\Canton\ChromData\A3UX8\20191104-92755.b\UX87328.D

Column 1 : DB-624 (0.18 mm) Det: MS SCAN
Process Host: CTX0320

First Level Reviewer: latat Date: 29-Dec-2019 02:10:09

Compound	Amount Added	Amount Recovered	% Rec.
$ 4 Dibromofluoromethane (Surr)	50.0	38.4	76.84
$ 5 1,2-Dichloroethane-d4 (Surr)	50.0	42.1	84.14
$ 6 Toluene-d8 (Surr)	50.0	42.1	84.21
$ 7 4-Bromofluorobenzene (Surr)	50.0	43.5	86.94

Report Date: 30-Dec-2019 06:54:29 Chrom Revision: 2.3 15-Dec-2019 06:20:02

Eurofins TestAmerica, Canton

Data File: \\chromna\Canton\ChromData\A3UX8\20191228-94619.b\UX88078.D

Injection Date:	28-Dec-2019 14:56:30	Instrument ID:	A3UX8		
Lims ID:	240-124062-B-5-A	Lab Sample ID:	240-124062-5		
Client ID:	E-SB-1792-1-2				
Operator ID:	402279	ALS Bottle#:	24	Worklist Smp#:	26
Purge Vol:	5.000 mL	Dil. Factor:	1.0000		
Method:	8260_8	Limit Group:	MSV 8260B ICAL		
Column:		Detector	MS SCAN		

No Library Matches Found above the Threshold: 10

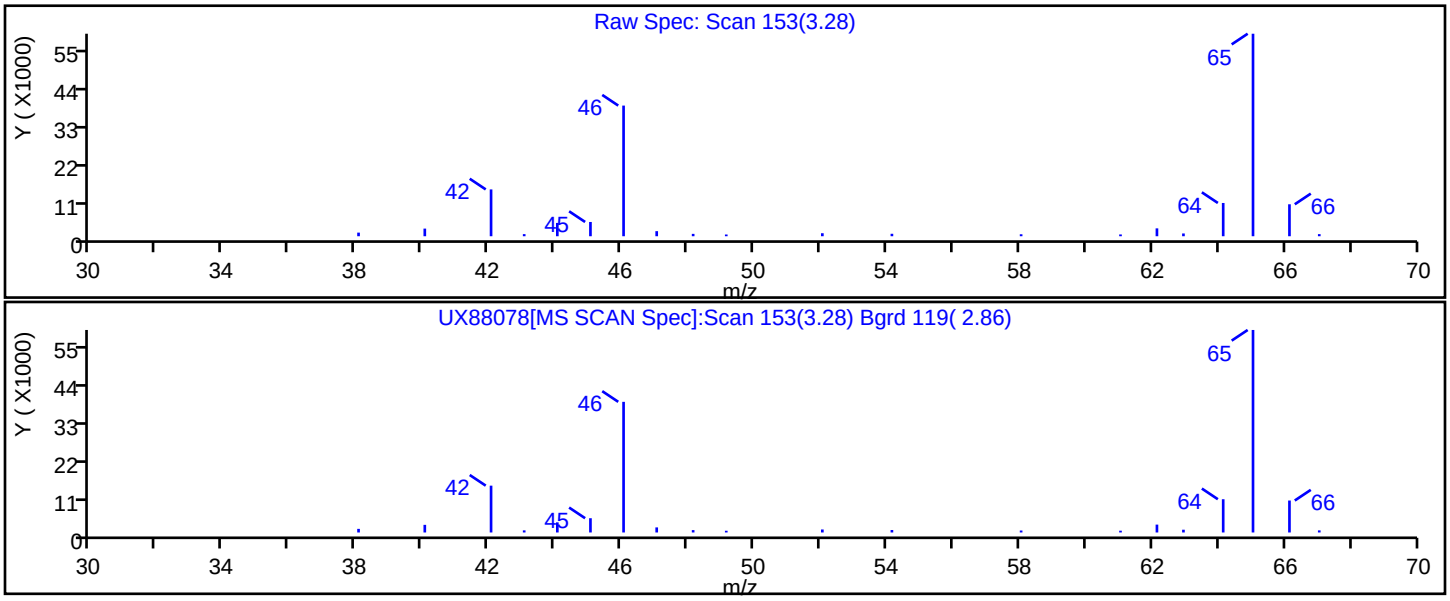

Report Date: 30-Dec-2019 06:54:29 Chrom Revision: 2.3 15-Dec-2019 06:20:02

Eurofins TestAmerica, Canton

Data File:	\\chromna\Canton\ChromData\A3UX8\20191228-94619.b\UX88078.D				
Injection Date:	28-Dec-2019 14:56:30	Instrument ID:	A3UX8		
Lims ID:	240-124062-B-5-A	Lab Sample ID:	240-124062-5		
Client ID:	E-SB-1792-1-2				
Operator ID:	402279	ALS Bottle#:	24	Worklist Smp#:	26
Purge Vol:	5.000 mL	Dil. Factor:	1.0000		
Method:	8260_8	Limit Group:	MSV 8260B ICAL		
Column:		Detector	MS SCAN		

No Library Matches Found above the Threshold: 10

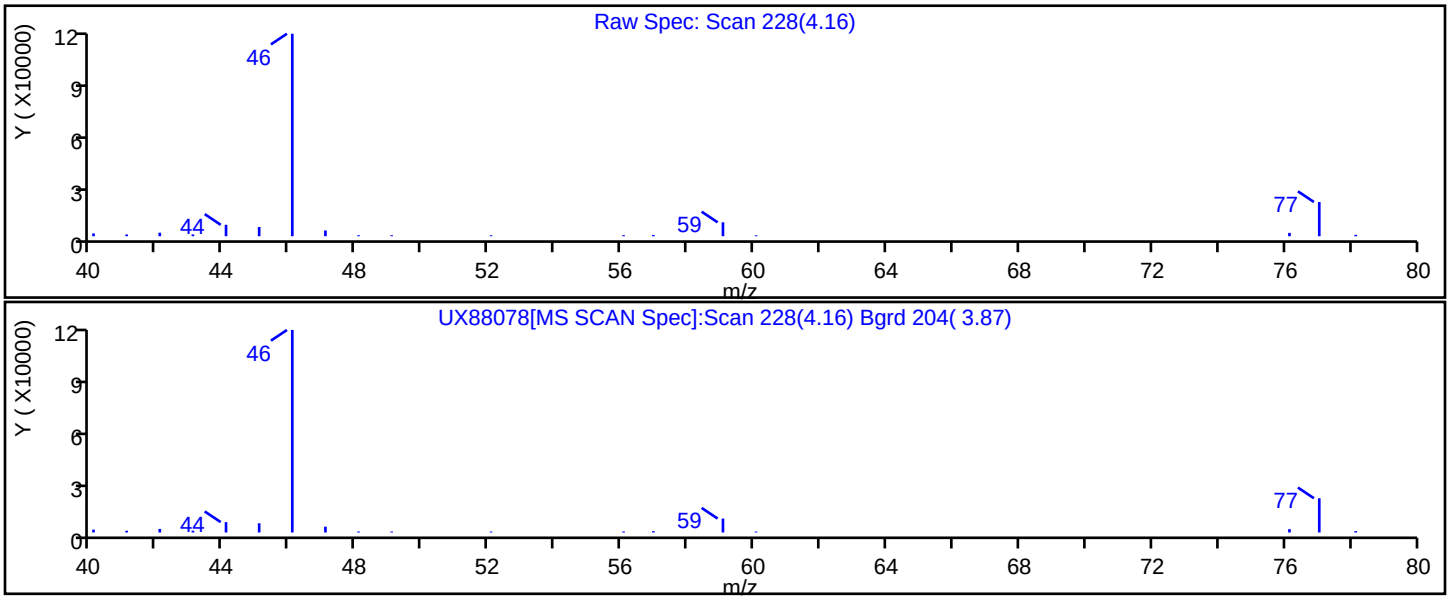

FORM I
GC/MS VOA ORGANICS ANALYSIS DATA SHEET

Lab Name: Eurofins TestAmerica, Canton Job No.: 240-124062-1

SDG No.:

Client Sample ID: WC-S-PILES-121719 Lab Sample ID: 240-124062-6

Matrix: Solid Lab File ID: UX88079.D

Analysis Method: 8260B Date Collected: 12/17/2019 11:30

Sample wt/vol: 5.32(g) Date Analyzed: 12/28/2019 15:18

Soil Aliquot Vol: Dilution Factor: 1

Soil Extract Vol.: GC Column: DB-624 ID: 0.18(mm)

% Moisture: 17.4 Level: (low/med) Low

Analysis Batch No.: 417546 Units: ug/Kg

CAS NO.	COMPOUND NAME	RESULT	Q	RL	MDL
630-20-6	1,1,1,2-Tetrachloroethane	3.4	U	5.7	3.4
71-55-6	1,1,1-Trichloroethane	0.93	U	5.7	0.93
79-34-5	1,1,2,2-Tetrachloroethane	1.6	U	5.7	1.6
76-13-1	1,1,2-Trichloro-1,2,2-trifluoroethane	1.5	U	5.7	1.5
75-34-3	1,1-Dichloroethane	0.79	U	5.7	0.79
75-35-4	1,1-Dichloroethene	1.0	U	5.7	1.0
563-58-6	1,1-Dichloropropene	1.1	U	5.7	1.1
87-61-6	1,2,3-Trichlorobenzene	0.65	U	5.7	0.65
96-18-4	1,2,3-Trichloropropane	1.8	U	5.7	1.8
526-73-8	1,2,3-Trimethylbenzene	2.1	U	5.7	2.1
120-82-1	1,2,4-Trichlorobenzene	0.65	U	5.7	0.65
95-63-6	1,2,4-Trimethylbenzene	1.1	U	5.7	1.1
96-12-8	1,2-Dibromo-3-Chloropropane	4.1	U	11	4.1
95-50-1	1,2-Dichlorobenzene	1.3	U	5.7	1.3
107-06-2	1,2-Dichloroethane	0.88	U	5.7	0.88
78-87-5	1,2-Dichloropropane	0.97	U	5.7	0.97
541-73-1	1,3-Dichlorobenzene	0.93	U	5.7	0.93
142-28-9	1,3-Dichloropropane	1.1	U	5.7	1.1
106-46-7	1,4-Dichlorobenzene	1.0	U	5.7	1.0
594-20-7	2,2-Dichloropropane	1.4	U	5.7	1.4
110-75-8	2-Chloroethyl vinyl ether	10	U	57	10
95-49-8	2-Chlorotoluene	1.1	U	5.7	1.1
591-78-6	2-Hexanone	4.6	U	23	4.6
108-86-1	Bromobenzene	1.3	U	5.7	1.3
74-97-5	Bromochloromethane	0.68	U	5.7	0.68
106-43-4	4-Chlorotoluene	0.98	U	5.7	0.98
99-87-6	p-Isopropyltoluene	3.4	U	5.7	3.4
67-64-1	Acetone	24	U	28	24
71-43-2	Benzene	0.79	U	5.7	0.79
75-25-2	Bromoform	2.7	U	5.7	2.7
74-83-9	Bromomethane	1.1	U	5.7	1.1
75-15-0	Carbon disulfide	1.3	U	5.7	1.3
56-23-5	Carbon tetrachloride	3.7	U	5.7	3.7
108-90-7	Chlorobenzene	1.0	U	5.7	1.0
75-00-3	Chloroethane	1.4	U	5.7	1.4

FORM I
GC/MS VOA ORGANICS ANALYSIS DATA SHEET

Lab Name: Eurofins TestAmerica, Canton Job No.: 240-124062-1

SDG No.:

Client Sample ID: WC-S-PILES-121719 Lab Sample ID: 240-124062-6

Matrix: Solid Lab File ID: UX88079.D

Analysis Method: 8260B Date Collected: 12/17/2019 11:30

Sample wt/vol: 5.32(g) Date Analyzed: 12/28/2019 15:18

Soil Aliquot Vol: Dilution Factor: 1

Soil Extract Vol.: GC Column: DB-624 ID: 0.18(mm)

% Moisture: 17.4 Level: (low/med) Low

Analysis Batch No.: 417546 Units: ug/Kg

CAS NO.	COMPOUND NAME	RESULT	Q	RL	MDL
67-66-3	Chloroform	0.90	U	5.7	0.90
74-87-3	Chloromethane	1.2	U	5.7	1.2
156-59-2	cis-1,2-Dichloroethene	0.74	U	5.7	0.74
10061-01-5	cis-1,3-Dichloropropene	1.6	U	5.7	1.6
87-68-3	Hexachlorobutadiene	4.3	U	5.7	4.3
74-95-3	Dibromomethane	0.76	U	5.7	0.76
75-27-4	Bromodichloromethane	0.77	U	5.7	0.77
75-71-8	Dichlorodifluoromethane	1.1	U	5.7	1.1
100-41-4	Ethylbenzene	1.2	U	5.7	1.2
106-93-4	1,2-Dibromoethane	0.88	U	5.7	0.88
108-20-3	Diisopropyl ether	0.86	U	11	0.86
91-20-3	Naphthalene	3.1	U	5.7	3.1
179601-23-1	m-Xylene & p-Xylene	0.89	U	11	0.89
104-51-8	n-Butylbenzene	3.9	U	5.7	3.9
98-82-8	Isopropylbenzene	0.95	U	5.7	0.95
103-65-1	N-Propylbenzene	0.83	U	5.7	0.83
78-93-3	2-Butanone (MEK)	4.0	U	23	4.0
108-10-1	4-Methyl-2-pentanone (MIBK)	4.2	U	23	4.2
135-98-8	sec-Butylbenzene	0.98	U	5.7	0.98
1634-04-4	Methyl tert-butyl ether	0.93	U	5.7	0.93
994-05-8	Tert-amyl methyl ether	2.6	U	5.7	2.6
75-09-2	Methylene Chloride	14	U	28	14
95-47-6	o-Xylene	0.98	U	5.7	0.98
100-42-5	Styrene	1.3	U	5.7	1.3
637-92-3	Ethyl tert-butyl ether	2.6	U	5.7	2.6
98-06-6	tert-Butylbenzene	1.0	U	5.7	1.0
127-18-4	Tetrachloroethene	0.83	U	5.7	0.83
108-88-3	Toluene	0.88	U	5.7	0.88
156-60-5	trans-1,2-Dichloroethene	0.53	U	5.7	0.53
10061-02-6	trans-1,3-Dichloropropene	1.2	U	5.7	1.2
79-01-6	Trichloroethene	0.72	U	5.7	0.72
75-69-4	Trichlorofluoromethane	1.2	U	5.7	1.2
108-05-4	Vinyl acetate	2.4	U	11	2.4
75-01-4	Vinyl chloride	0.95	U	5.7	0.95
75-65-0	tert-Butyl alcohol	19	U	230	19
1330-20-7	Xylenes, Total	1.8	U	11	1.8

FORM I
GC/MS VOA ORGANICS ANALYSIS DATA SHEET

Lab Name: Eurofins TestAmerica, Canton Job No.: 240-124062-1

SDG No.:

Client Sample ID: WC-S-PILES-121719 Lab Sample ID: 240-124062-6

Matrix: Solid Lab File ID: UX88079.D

Analysis Method: 8260B Date Collected: 12/17/2019 11:30

Sample wt/vol: 5.32(g) Date Analyzed: 12/28/2019 15:18

Soil Aliquot Vol: Dilution Factor: 1

Soil Extract Vol.: GC Column: DB-624 ID: 0.18(mm)

% Moisture: 17.4 Level: (low/med) Low

Analysis Batch No.: 417546 Units: ug/Kg

CAS NO.	COMPOUND NAME	RESULT	Q	RL	MDL
124-48-1	Dibromochloromethane	3.2	U	5.7	3.2

CAS NO.	SURROGATE	%REC	Q	LIMITS
17060-07-0	1,2-Dichloroethane-d4 (Surr)	86		59-120
460-00-4	4-Bromofluorobenzene (Surr)	85		51-127
2037-26-5	Toluene-d8 (Surr)	88		64-124
1868-53-7	Dibromofluoromethane (Surr)	77		56-122

FORM I
GC/MS VOA ORGANICS ANALYSIS DATA SHEET
TENTATIVELY IDENTIFIED COMPOUNDS

Lab Name: Eurofins TestAmerica, Canton Job No.: 240-124062-1

SDG No.:

Client Sample ID: WC-S-PILES-121719 Lab Sample ID: 240-124062-6

Matrix: Solid Lab File ID: UX88079.D

Analysis Method: 8260B Date Collected: 12/17/2019 11:30

Sample wt/vol: 5.32(g) Date Analyzed: 12/28/2019 15:18

Soil Aliquot Vol: Dilution Factor: 1

Soil Extract Vol.: GC Column: DB-624 ID: 0.18(mm)

% Moisture: 17.4 Level: (low/med) Low

Analysis Batch No.: 417546 Units: ug/Kg

Number TICs Found: 2 TIC Result Total: 29

CAS NO.	COMPOUND NAME	RT	RESULT	Q	MATCH QUALITY
	Unknown	3.28	14	T J	
	Unknown	4.16	15	T J	

Eurofins TestAmerica, Canton
Target Compound Quantitation Report

Data File: \\chromna\Canton\ChromData\A3UX8\20191228-94619.b\UX88079.D
Lims ID: 240-124062-B-6-A
Client ID: WC-S-PILES-121719
Sample Type: Client
Inject. Date: 28-Dec-2019 15:18:30 ALS Bottle#: 25 Worklist Smp#: 27
Purge Vol: 5.000 mL Dil. Factor: 1.0000
Sample Info: 240-0094619-027
Operator ID: 402279 Instrument ID: A3UX8

Method: \\chromna\Canton\ChromData\A3UX8\20191228-94619.b\8260_8.m
Limit Group: MSV 8260B ICAL
Last Update: 30-Dec-2019 06:52:47 Calib Date: 04-Nov-2019 05:00:30
Integrator: RTE ID Type: Deconvolution ID
Quant Method: Internal Standard Quant By: Initial Calibration
Last ICal File: \\chromna\Canton\ChromData\A3UX8\20191104-92755.b\UX87328.D

Column 1 : DB-624 (0.18 mm) Det: MS SCAN
Process Host: CTX0320

First Level Reviewer: latat Date: 29-Dec-2019 02:20:43

Compound	Sig	RT (min.)	Exp RT (min.)	Dlt RT (min.)	Q	Response	OnCol Amt ug/l	Flags
* 1 Fluorobenzene	96	5.085	5.077	0.008	100	589337	50.0	
* 2 Chlorobenzene-d5	117	7.594	7.597	-0.003	97	367054	50.0	
* 3 1,4-Dichlorobenzene-d4	152	9.783	9.786	-0.003	97	148003	50.0	
$ 4 Dibromofluoromethane (Surr	113	4.553	4.556	-0.003	94	109459	38.7	
$ 5 1,2-Dichloroethane-d4 (Sur	65	4.825	4.817	0.008	92	125027	42.9	
$ 6 Toluene-d8 (Surr)	98	6.340	6.343	-0.003	94	485724	43.9	
$ 7 4-Bromofluorobenzene (Surr	95	8.671	8.674	-0.003	86	149703	42.6	
9 Dichlorodifluoromethane	85		1.551				ND	
10 Chloromethane	50		1.728				ND	
11 Vinyl chloride	62		1.835				ND	
13 Bromomethane	94		2.142				ND	
14 Chloroethane	64		2.225				ND	
16 Trichlorofluoromethane	101		2.450				ND	
19 1,1-Dichloroethene	96		2.876				ND	
20 1,1,2-Trichloro-1,2,2-trif	151		2.888				ND	
21 Acetone	43		2.912				ND	
24 Carbon disulfide	76		3.054				ND	
28 Methylene Chloride	84		3.243				ND	
29 2-Methyl-2-propanol	59		3.338				ND	
31 trans-1,2-Dichloroethene	96		3.456				ND	
32 Methyl tert-butyl ether	73		3.468				ND	
34 1,1-Dichloroethane	63		3.775				ND	
35 Vinyl acetate	43		3.799				ND	
36 Isopropyl ether	87		3.822				ND	
38 Tert-butyl ethyl ether	59		4.094				ND	
39 cis-1,2-Dichloroethene	96		4.201				ND	
40 2-Butanone (MEK)	43		4.213				ND	
41 2,2-Dichloropropane	77		4.213				ND	
45 Chlorobromomethane	128		4.391				ND	
47 Chloroform	83		4.438				ND	
48 1,1,1-Trichloroethane	97		4.592				ND	
50 1,1-Dichloropropene	75		4.722				ND	

Compound	Sig	RT (min.)	Exp RT (min.)	Dlt RT (min.)	Q	Response	OnCol Amt ug/l	Flags
51 Carbon tetrachloride	117		4.734				ND	
53 1,2-Dichloroethane	62		4.876				ND	
54 Benzene	78		4.876				ND	
55 Tert-amyl methyl ether	73		4.946				ND	
58 Trichloroethene	130		5.373				ND	
61 1,2-Dichloropropane	63		5.538				ND	
63 Dibromomethane	93		5.633				ND	
65 Dichlorobromomethane	83		5.751				ND	
67 2-Chloroethyl vinyl ether	63		5.976				ND	
68 cis-1,3-Dichloropropene	75		6.106				ND	
69 4-Methyl-2-pentanone (MIBK	43		6.225				ND	
70 Toluene	91		6.402				ND	
71 trans-1,3-Dichloropropene	75		6.556				ND	
75 Tetrachloroethene	164		6.876				ND	
74 1,3-Dichloropropane	76		6.876				ND	
76 2-Hexanone	43		6.923				ND	
78 Chlorodibromomethane	129		7.077				ND	
80 Ethylene Dibromide	107		7.183				ND	
82 Chlorobenzene	112		7.621				ND	
83 1,1,1,2-Tetrachloroethane	131		7.692				ND	
84 Ethylbenzene	106		7.716				ND	
85 m-Xylene & p-Xylene	106		7.822				ND	
86 o-Xylene	106		8.189				ND	
87 Styrene	104		8.189				ND	
88 Bromoform	173		8.366				ND	
89 Isopropylbenzene	105		8.532				ND	
92 1,1,2,2-Tetrachloroethane	83		8.781				ND	
93 Bromobenzene	156		8.828				ND	
94 1,2,3-Trichloropropane	110		8.840				ND	
96 N-Propylbenzene	120		8.911				ND	
97 2-Chlorotoluene	126		9.005				ND	
99 4-Chlorotoluene	126		9.100				ND	
100 tert-Butylbenzene	119		9.396				ND	
102 1,2,4-Trimethylbenzene	105		9.443				ND	
103 sec-Butylbenzene	105		9.609				ND	
104 1,3-Dichlorobenzene	146		9.727				ND	
105 4-Isopropyltoluene	119		9.751				ND	
106 1,4-Dichlorobenzene	146		9.810				ND	
107 1,2,3-Trimethylbenzene	105		9.856				ND	
109 n-Butylbenzene	91		10.153				ND	
110 1,2-Dichlorobenzene	146		10.177				ND	
111 1,2-Dibromo-3-Chloropropan	157		10.934				ND	
113 1,2,4-Trichlorobenzene	180		11.762				ND	
114 Hexachlorobutadiene	225		11.940				ND	
115 Naphthalene	128		12.011				ND	
116 1,2,3-Trichlorobenzene	180		12.259				ND	
S 128 Xylenes, Total	106		16.530				ND	

Reagents:

vm40ml_vials_00014	Amount Added:	0.00	Units:	Run Reagent
VMUX8SS_00032	Amount Added:	1.15	Units: uL	Run Reagent
vmDist_H2o_00161	Amount Added:	0.00	Units:	Run Reagent
VM568718_00017	Amount Added:	1.00	Units: uL	Run Reagent

Eurofins TestAmerica, Canton
Tentatively Identified Quantitation Report

Data File:	\\chromna\Canton\ChromData\A3UX8\20191228-94619.b\UX88079.D				
Lims ID:	240-124062-B-6-A				
Client ID:	WC-S-PILES-121719				
Sample Type:	Client				
Inject. Date:	28-Dec-2019 15:18:30	ALS Bottle#:	25	Worklist Smp#:	27
Purge Vol:	5.000 mL	Dil. Factor:	1.0000		
Sample Info:	240-0094619-027				
Operator ID:	402279	Instrument ID:	A3UX8		
Method:	\\chromna\Canton\ChromData\A3UX8\20191228-94619.b\8260_8.m				
Limit Group:	MSV 8260B ICAL				
Last Update:	30-Dec-2019 06:52:47	Calib Date:	04-Nov-2019 05:00:30		
Tic RT Window:	1.600 -0.000	Response:	area		
Quant By:	Nearest ISTD	Quant LOD:	10.00000		
MS Library:	\\chromna\Canton\Database\NIST98.L				
Min. Match:	10				
Column 1 :	DB-624 (0.18 mm)		Det: MS SCAN		
Process Host:	CTX0320				
First Level Reviewer: latat		Date:	29-Dec-2019 02:20:43		

Tentative Identified Compound Results

RT	Area	Amount ug/l	Quant Cpnd	Qual	Lib Entry	Molecular Formula	Mol. Weight	Flags
	Unknown							
3.275	302622	12.0	1					
	Unknown							
4.162	323340	12.8	1					

Quantitation Compounds

Compound	RT	Area	Amount ug/l
* 1 Fluorobenzene	5.085	1263010	50.0

QC Flag Legend

Processing Flags

Reagents:

vm40ml_vials_00014	Amount Added:	0.00	Units:	Run Reagent
VMUX8SS_00032	Amount Added:	1.15	Units: uL	Run Reagent
vmDist_H2o_00161	Amount Added:	0.00	Units:	Run Reagent
VM568718_00017	Amount Added:	1.00	Units: uL	Run Reagent

Report Date: 30-Dec-2019 06:54:31 Chrom Revision: 2.3 15-Dec-2019 06:20:02

Eurofins TestAmerica, Canton

Data File: \\chromna\Canton\ChromData\A3UX8\20191228-94619.b\UX88079.D

Injection Date:	28-Dec-2019 15:18:30	Instrument ID:	A3UX8	Operator ID:	402279
Lims ID:	240-124062-B-6-A	Lab Sample ID:	240-124062-6	Worklist Smp#:	27
Client ID:	WC-S-PILES-121719				
Purge Vol:	5.000 mL	Dil. Factor:	1.0000	ALS Bottle#:	25
Method:	8260_8	Limit Group:	MSV 8260B ICAL		

Column: DB-624 (0.18 mm)

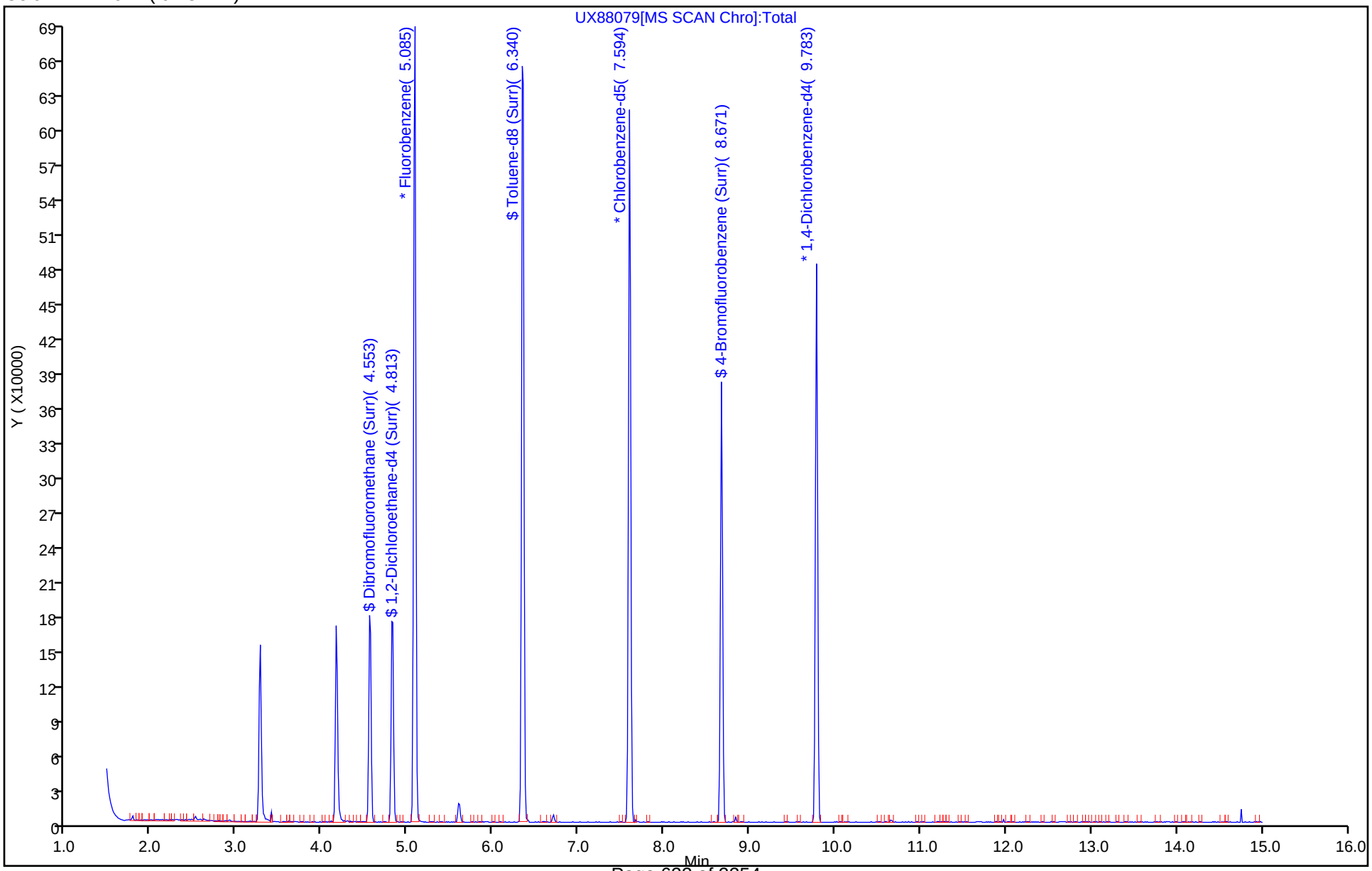

Eurofins TestAmerica, Canton
Recovery Report

Data File: \\chromna\Canton\ChromData\A3UX8\20191228-94619.b\UX88079.D
Lims ID: 240-124062-B-6-A
Client ID: WC-S-PILES-121719
Sample Type: Client
Inject. Date: 28-Dec-2019 15:18:30 ALS Bottle#: 25 Worklist Smp#: 27
Purge Vol: 5.000 mL Dil. Factor: 1.0000
Sample Info: 240-0094619-027
Operator ID: 402279 Instrument ID: A3UX8

Method: \\chromna\Canton\ChromData\A3UX8\20191228-94619.b\8260_8.m
Limit Group: MSV 8260B ICAL
Last Update: 30-Dec-2019 06:52:47 Calib Date: 04-Nov-2019 05:00:30
Integrator: RTE ID Type: Deconvolution ID
Quant Method: Internal Standard Quant By: Initial Calibration
Last ICal File: \\chromna\Canton\ChromData\A3UX8\20191104-92755.b\UX87328.D

Column 1 : DB-624 (0.18 mm) Det: MS SCAN
Process Host: CTX0320

First Level Reviewer: latat Date: 29-Dec-2019 02:20:43

Compound	Amount Added	Amount Recovered	% Rec.
$ 4 Dibromofluoromethane (Surr)	50.0	38.7	77.36
$ 5 1,2-Dichloroethane-d4 (Surr)	50.0	42.9	85.88
$ 6 Toluene-d8 (Surr)	50.0	43.9	87.82
$ 7 4-Bromofluorobenzene (Surr)	50.0	42.6	85.28

Report Date: 30-Dec-2019 06:54:31 Chrom Revision: 2.3 15-Dec-2019 06:20:02

Eurofins TestAmerica, Canton

Data File: \\chromna\Canton\ChromData\A3UX8\20191228-94619.b\UX88079.D

Injection Date:	28-Dec-2019 15:18:30	Instrument ID:	A3UX8		
Lims ID:	240-124062-B-6-A	Lab Sample ID:	240-124062-6		
Client ID:	WC-S-PILES-121719				
Operator ID:	402279	ALS Bottle#:	25	Worklist Smp#:	27
Purge Vol:	5.000 mL	Dil. Factor:	1.0000		
Method:	8260_8	Limit Group:	MSV 8260B ICAL		
Column:		Detector	MS SCAN		

No Library Matches Found above the Threshold: 10

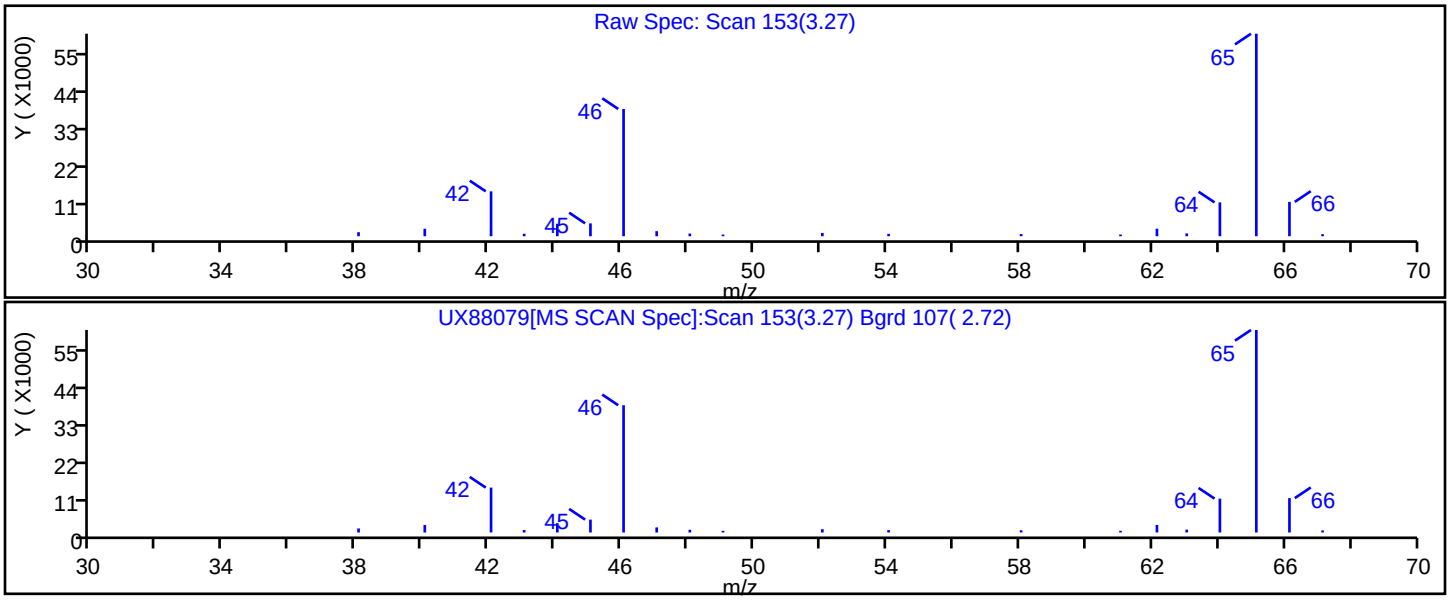

Report Date: 30-Dec-2019 06:54:31 Chrom Revision: 2.3 15-Dec-2019 06:20:02

Eurofins TestAmerica, Canton

Data File: \\chromna\Canton\ChromData\A3UX8\20191228-94619.b\UX88079.D

Injection Date:	28-Dec-2019 15:18:30	Instrument ID:	A3UX8		
Lims ID:	240-124062-B-6-A	Lab Sample ID:	240-124062-6		
Client ID:	WC-S-PILES-121719				
Operator ID:	402279	ALS Bottle#:	25	Worklist Smp#:	27
Purge Vol:	5.000 mL	Dil. Factor:	1.0000		
Method:	8260_8	Limit Group:	MSV 8260B ICAL		
Column:		Detector	MS SCAN		

No Library Matches Found above the Threshold: 10

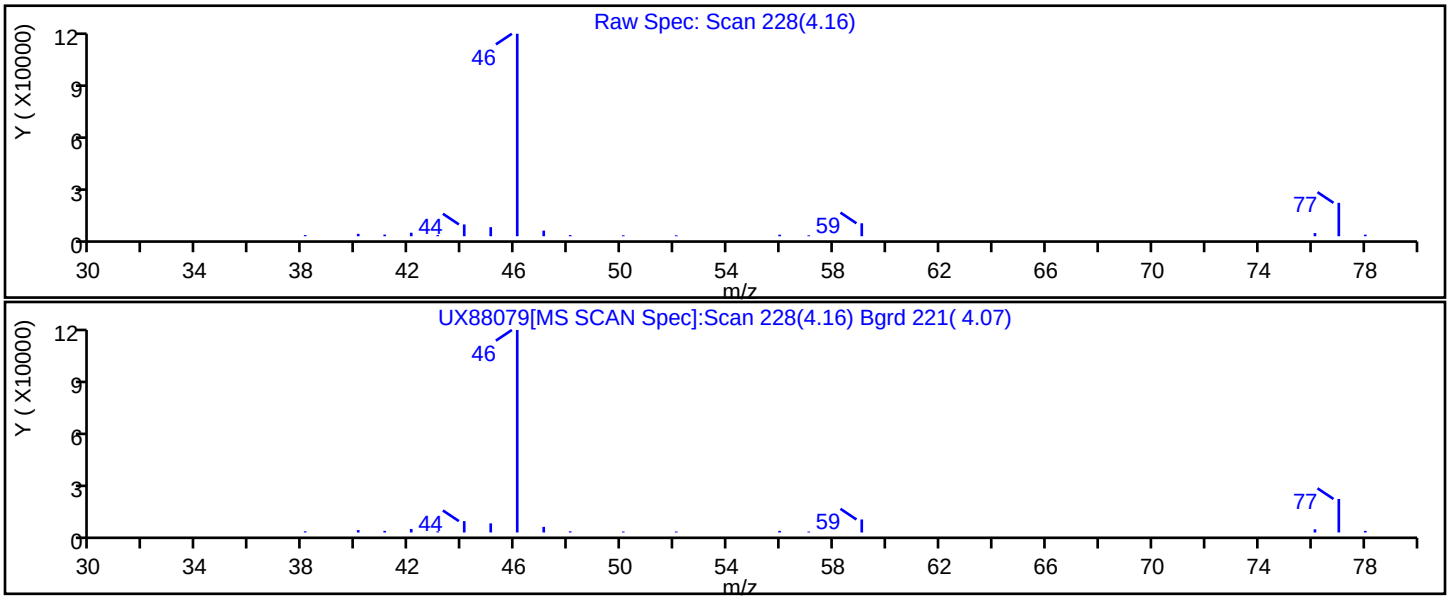

FORM I
GC/MS VOA ORGANICS ANALYSIS DATA SHEET

Lab Name: Eurofins TestAmerica, Canton Job No.: 240-124062-1

SDG No.:

Client Sample ID: WC-W-PILES-121719 Lab Sample ID: 240-124062-7

Matrix: Water Lab File ID: UXR3226.D

Analysis Method: 8260B Date Collected: 12/17/2019 11:45

Sample wt/vol: 5(mL) Date Analyzed: 12/31/2019 14:15

Soil Aliquot Vol: Dilution Factor: 1250

Soil Extract Vol.: GC Column: DB-624 ID: 0.18(mm)

% Moisture: Level: (low/med) Low

Analysis Batch No.: 417817 Units: ug/L

CAS NO.	COMPOUND NAME	RESULT	Q	RL	MDL
67-64-1	Acetone	86000		13000	6800
630-20-6	1,1,1,2-Tetrachloroethane	180	U	1300	180
71-43-2	Benzene	160	U	1300	160
75-27-4	Bromodichloromethane	210	U	1300	210
75-25-2	Bromoform	950	U	1300	950
74-83-9	Bromomethane	530	U	1300	530
78-93-3	2-Butanone (MEK)	1500	U	13000	1500
75-15-0	Carbon disulfide	350	U	1300	350
56-23-5	Carbon tetrachloride	330	U	1300	330
108-90-7	Chlorobenzene	180	U	1300	180
75-00-3	Chloroethane	1000	U	1300	1000
67-66-3	Chloroform	160	U	1300	160
563-58-6	1,1-Dichloropropene	180	U	1300	180
74-87-3	Chloromethane	250	U	1300	250
75-34-3	1,1-Dichloroethane	210	U	1300	210
87-61-6	1,2,3-Trichlorobenzene	680	U	1300	680
96-18-4	1,2,3-Trichloropropane	300	U	1300	300
107-06-2	1,2-Dichloroethane	260	U	1300	260
75-35-4	1,1-Dichloroethene	240	U	1300	240
526-73-8	1,2,3-Trimethylbenzene	180	U	6300	180
78-87-5	1,2-Dichloropropane	190	U	1300	190
95-63-6	1,2,4-Trimethylbenzene	88	U	1300	88
10061-01-5	cis-1,3-Dichloropropene	760	U	1300	760
10061-02-6	trans-1,3-Dichloropropene	840	U	1300	840
100-41-4	Ethylbenzene	140	U	1300	140
591-78-6	2-Hexanone	680	U	13000	680
75-09-2	Methylene Chloride	3300	U	6300	3300
108-10-1	4-Methyl-2-pentanone (MIBK)	530	U	13000	530
100-42-5	Styrene	130	U	1300	130
79-34-5	1,1,2,2-Tetrachloroethane	160	U	1300	160
127-18-4	Tetrachloroethene	190	U	1300	190
108-88-3	Toluene	180	U	1300	180
79-01-6	Trichloroethene	130	U	1300	130
75-01-4	Vinyl chloride	250	U	1300	250
1330-20-7	Xylenes, Total	190	U	2500	190
71-55-6	1,1,1-Trichloroethane	300	U	1300	300

FORM I
GC/MS VOA ORGANICS ANALYSIS DATA SHEET

Lab Name: Eurofins TestAmerica, Canton Job No.: 240-124062-1

SDG No.:

Client Sample ID: WC-W-PILES-121719 Lab Sample ID: 240-124062-7

Matrix: Water Lab File ID: UXR3226.D

Analysis Method: 8260B Date Collected: 12/17/2019 11:45

Sample wt/vol: 5(mL) Date Analyzed: 12/31/2019 14:15

Soil Aliquot Vol: Dilution Factor: 1250

Soil Extract Vol.: GC Column: DB-624 ID: 0.18(mm)

% Moisture: Level: (low/med) Low

Analysis Batch No.: 417817 Units: ug/L

CAS NO.	COMPOUND NAME	RESULT	Q	RL	MDL
142-28-9	1,3-Dichloropropane	260	U *	1300	260
96-12-8	1,2-Dibromo-3-Chloropropane	1100	U	2500	1100
106-93-4	1,2-Dibromoethane	150	U	1300	150
75-71-8	Dichlorodifluoromethane	440	U	1300	440
156-59-2	cis-1,2-Dichloroethene	200	U	1300	200
156-60-5	trans-1,2-Dichloroethene	240	U	1300	240
98-82-8	Isopropylbenzene	110	U	1300	110
1634-04-4	Methyl tert-butyl ether	88	U	1300	88
76-13-1	1,1,2-Trichlorotrifluoroethane	510	U	1300	510
120-82-1	1,2,4-Trichlorobenzene	330	U	1300	330
594-20-7	2,2-Dichloropropane	390	U	1300	390
95-50-1	1,2-Dichlorobenzene	190	U	1300	190
541-73-1	1,3-Dichlorobenzene	190	U	1300	190
106-46-7	1,4-Dichlorobenzene	200	U	1300	200
110-75-8	2-Chloroethyl vinyl ether	330	U	13000	330
75-69-4	Trichlorofluoromethane	560	U	1300	560
95-49-8	2-Chlorotoluene	190	U	1300	190
124-48-1	Chlorodibromomethane	490	U * F1	1300	490
108-86-1	Bromobenzene	150	U	1300	150
74-97-5	Bromochloromethane	180	U	1300	180
106-43-4	4-Chlorotoluene	110	U	1300	110
99-87-6	4-Isopropyltoluene	160	U	1300	160
87-68-3	Hexachlorobutadiene	1000	U	1300	1000
74-95-3	Dibromomethane	110	U	1300	110
108-20-3	Diisopropyl ether	210	U	13000	210
91-20-3	Naphthalene	400	U	1300	400
104-51-8	n-Butylbenzene	180	U	1300	180
103-65-1	N-Propylbenzene	190	U	1300	190
135-98-8	sec-Butylbenzene	160	U	1300	160
994-05-8	Tert-amyl methyl ether	140	U	6300	140
637-92-3	Ethyl tert-butyl ether	190	U	6300	190
98-06-6	tert-Butylbenzene	180	U	1300	180
108-05-4	Vinyl acetate	240	U	2500	240
75-65-0	tert-Butyl alcohol	2100	U	50000	2100

FORM I
GC/MS VOA ORGANICS ANALYSIS DATA SHEET

Lab Name: Eurofins TestAmerica, Canton Job No.: 240-124062-1

SDG No.:

Client Sample ID: WC-W-PILES-121719 Lab Sample ID: 240-124062-7

Matrix: Water Lab File ID: UXR3226.D

Analysis Method: 8260B Date Collected: 12/17/2019 11:45

Sample wt/vol: 5(mL) Date Analyzed: 12/31/2019 14:15

Soil Aliquot Vol: Dilution Factor: 1250

Soil Extract Vol.: GC Column: DB-624 ID: 0.18(mm)

% Moisture: Level: (low/med) Low

Analysis Batch No.: 417817 Units: ug/L

CAS NO.	SURROGATE	%REC	Q	LIMITS
17060-07-0	1,2-Dichloroethane-d4 (Surr)	116		75-130
460-00-4	4-Bromofluorobenzene (Surr)	79		47-134
2037-26-5	Toluene-d8 (Surr)	103		69-122
1868-53-7	Dibromofluoromethane (Surr)	116		78-129

Eurofins TestAmerica, Canton
Target Compound Quantitation Report

Data File: \\chromna\Canton\ChromData\A3UX17\20191231-94687.b\UXR3226.D
Lims ID: 240-124062-B-7
Client ID: WC-W-PILES-121719
Sample Type: Client
Inject. Date: 31-Dec-2019 14:15:30 ALS Bottle#: 8 Worklist Smp#: 9
Purge Vol: 5.000 mL Dil. Factor: 1250.0000
Sample Info: 240-0094687-009
Operator ID: 001644 Instrument ID: A3UX17

Method: \\chromna\Canton\ChromData\A3UX17\20191231-94687.b\8260_17.m
Limit Group: MSV 8260B ICAL
Last Update: 01-Jan-2020 09:16:14 Calib Date: 11-Jun-2019 23:10:30
Integrator: RTE ID Type: Deconvolution ID
Quant Method: Internal Standard Quant By: Initial Calibration
Last ICal File: \\chromna\Canton\ChromData\A3UX17\20190611-88015.b\UXR8424.D

Column 1 : DB-624 (0.18 mm) Det: MS SCAN
Process Host: CTX0305

First Level Reviewer: williamsla Date: 31-Dec-2019 14:41:52

Compound	Sig	RT (min.)	Exp RT (min.)	Dlt RT (min.)	Q	Response	OnCol Amt ug/l	Flags
* 1 Fluorobenzene	96	5.775	5.775	0.000	99	898990	10.0	
* 2 Chlorobenzene-d5	117	8.467	8.467	0.000	88	623493	10.0	
* 3 1,4-Dichlorobenzene-d4	152	10.720	10.708	0.012	97	257059	10.0	
$ 4 Dibromofluoromethane (Surr	113	5.194	5.194	0.000	93	245101	11.6	
$ 5 1,2-Dichloroethane-d4 (Sur	65	5.490	5.491	-0.001	96	350618	11.6	
$ 6 Toluene-d8 (Surr)	98	7.151	7.139	0.012	95	833233	10.3	
$ 7 4-Bromofluorobenzene (Surr	95	9.582	9.582	0.000	87	235231	7.86	
9 Dichlorodifluoromethane	85		1.696				ND	
10 Chloromethane	50		1.886				ND	
11 Vinyl chloride	62		2.016				ND	
12 Bromomethane	94		2.348				ND	
13 Chloroethane	64		2.467				ND	
15 Trichlorofluoromethane	101		2.704				ND	
19 1,1-Dichloroethene	96		3.214				ND	
20 1,1,2-Trichloro-1,2,2-trif	151		3.226				ND	
21 Acetone	43	3.261	3.273	-0.012	99	335240	68.8	
23 Carbon disulfide	76		3.427				ND	
27 Methylene Chloride	84		3.664				ND	
28 2-Methyl-2-propanol	59	3.771	3.759	0.012	38	896	1.01	
31 trans-1,2-Dichloroethene	96		3.902				ND	
30 Methyl tert-butyl ether	73		3.902				ND	
33 1,1-Dichloroethane	63		4.281				ND	
35 Isopropyl ether	87		4.316				ND	
34 Vinyl acetate	43		4.317				ND	
37 Tert-butyl ethyl ether	59		4.637				ND	
38 2,2-Dichloropropane	97		4.779				ND	
39 cis-1,2-Dichloroethene	96		4.779				ND	
40 2-Butanone (MEK)	43		4.803				ND	U
44 Chlorobromomethane	128		4.993				ND	
46 Chloroform	83		5.052				ND	
47 1,1,1-Trichloroethane	97		5.218				ND	
49 1,1-Dichloropropene	75		5.348				ND	

Compound	Sig	RT (min.)	Exp RT (min.)	Dlt RT (min.)	Q	Response	OnCol Amt ug/l	Flags
50 Carbon tetrachloride	117		5.360				ND	
52 Benzene	78		5.538				ND	
53 1,2-Dichloroethane	62		5.550				ND	
54 Tert-amyl methyl ether	73		5.609				ND	
57 Trichloroethene	130		6.083				ND	
60 1,2-Dichloropropane	63		6.285				ND	
62 Dibromomethane	93		6.392				ND	
64 Dichlorobromomethane	83		6.510				ND	
66 2-Chloroethyl vinyl ether	63		6.759				ND	
67 cis-1,3-Dichloropropene	75		6.902				ND	
68 4-Methyl-2-pentanone (MIBK	43		7.032				ND	
69 Toluene	91		7.198				ND	
70 trans-1,3-Dichloropropene	75		7.388				ND	
73 Tetrachloroethene	164		7.696				ND	
75 1,3-Dichloropropane	76		7.720				ND	
76 2-Hexanone	43		7.779				ND	
78 Chlorodibromomethane	129		7.933				ND	
79 Ethylene Dibromide	107		8.052				ND	
81 Chlorobenzene	112		8.491				ND	
82 1,1,1,2-Tetrachloroethane	131		8.562				ND	
83 Ethylbenzene	106		8.586				ND	
84 m-Xylene & p-Xylene	106		8.692				ND	
85 o-Xylene	106		9.072				ND	
86 Styrene	104		9.084				ND	
87 Bromoform	173		9.285				ND	
89 Isopropylbenzene	105		9.416				ND	
91 1,1,2,2-Tetrachloroethane	83		9.712				ND	
92 Bromobenzene	156		9.736				ND	
94 1,2,3-Trichloropropane	110		9.760				ND	
95 N-Propylbenzene	120		9.819				ND	
96 2-Chlorotoluene	126		9.914				ND	
98 4-Chlorotoluene	126		10.021				ND	
99 tert-Butylbenzene	119		10.305				ND	
101 1,2,4-Trimethylbenzene	105		10.353				ND	
102 sec-Butylbenzene	105		10.519				ND	
103 1,3-Dichlorobenzene	146		10.649				ND	
104 4-Isopropyltoluene	119		10.661				ND	
105 1,4-Dichlorobenzene	146		10.732				ND	
106 1,2,3-Trimethylbenzene	105		10.779				ND	
108 n-Butylbenzene	91		11.064				ND	
109 1,2-Dichlorobenzene	146		11.112				ND	
111 1,2-Dibromo-3-Chloropropan	157		11.894				ND	
113 1,2,4-Trichlorobenzene	180		12.712				ND	
114 Hexachlorobutadiene	225		12.878				ND	
115 Naphthalene	128		12.985				ND	
116 1,2,3-Trichlorobenzene	180		13.246				ND	
S 130 Xylenes, Total	106		16.530				ND	

QC Flag Legend

Review Flags

U - Marked Undetected

Reagents:

vm50ss_stk_00082	Amount Added:	1.00	Units: uL	Run Reagent
VM50IS_00079	Amount Added:	1.00	Units: uL	Run Reagent
vm40ml_vials_00014	Amount Added:	0.00	Units:	Run Reagent
vmDist_H2o_00162	Amount Added:	0.00	Units:	Run Reagent

Report Date: 01-Jan-2020 09:16:28 Chrom Revision: 2.3 15-Dec-2019 06:20:02

Eurofins TestAmerica, Canton

Data File: \\chromna\Canton\ChromData\A3UX17\20191231-94687.b\UXR3226.D

Injection Date:	31-Dec-2019 14:15:30	Instrument ID:	A3UX17	Operator ID:	001644
Lims ID:	240-124062-B-7	Lab Sample ID:	240-124062-7	Worklist Smp#:	9
Client ID:	WC-W-PILES-121719				
Purge Vol:	5.000 mL	Dil. Factor:	1250.0000	ALS Bottle#:	8
Method:	8260_17	Limit Group:	MSV 8260B ICAL		

Column: DB-624 (0.18 mm)

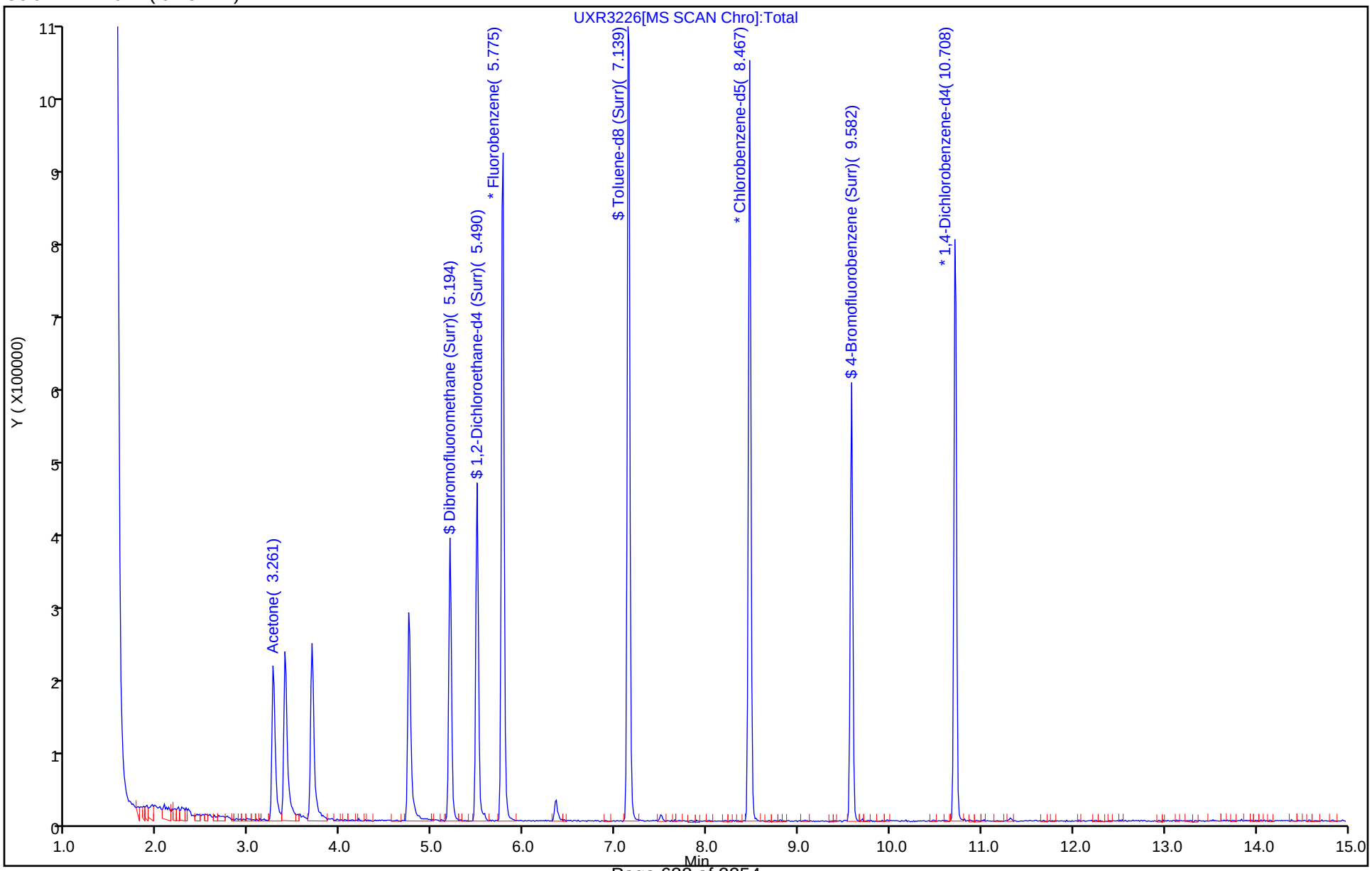

Eurofins TestAmerica, Canton
Recovery Report

Data File: \\chromna\Canton\ChromData\A3UX17\20191231-94687.b\UXR3226.D
Lims ID: 240-124062-B-7
Client ID: WC-W-PILES-121719
Sample Type: Client
Inject. Date: 31-Dec-2019 14:15:30 ALS Bottle#: 8 Worklist Smp#: 9
Purge Vol: 5.000 mL Dil. Factor: 1250.0000
Sample Info: 240-0094687-009
Operator ID: 001644 Instrument ID: A3UX17

Method: \\chromna\Canton\ChromData\A3UX17\20191231-94687.b\8260_17.m
Limit Group: MSV 8260B ICAL
Last Update: 01-Jan-2020 09:16:14 Calib Date: 11-Jun-2019 23:10:30
Integrator: RTE ID Type: Deconvolution ID
Quant Method: Internal Standard Quant By: Initial Calibration
Last ICal File: \\chromna\Canton\ChromData\A3UX17\20190611-88015.b\UXR8424.D

Column 1 : DB-624 (0.18 mm) Det: MS SCAN
Process Host: CTX0305

First Level Reviewer: williamsla Date: 31-Dec-2019 14:41:52

Compound	Amount Added	Amount Recovered	% Rec.
$ 4 Dibromofluoromethane (Surr)	10.0	11.6	116.43
$ 5 1,2-Dichloroethane-d4 (Surr)	10.0	11.6	116.26
$ 6 Toluene-d8 (Surr)	10.0	10.3	103.12
$ 7 4-Bromofluorobenzene (Surr)	10.0	7.86	78.61

Report Date: 01-Jan-2020 09:16:28 Chrom Revision: 2.3 15-Dec-2019 06:20:02

Eurofins TestAmerica, Canton

Data File: \\chromna\Canton\ChromData\A3UX17\20191231-94687.b\UXR3226.D

Injection Date:	31-Dec-2019 14:15:30	Instrument ID:	A3UX17		
Lims ID:	240-124062-B-7	Lab Sample ID:	240-124062-7		
Client ID:	WC-W-PILES-121719				
Operator ID:	001644	ALS Bottle#:	8	Worklist Smp#:	9
Purge Vol:	5.000 mL	Dil. Factor:	1250.0000		
Method:	8260_17	Limit Group:	MSV 8260B ICAL		
Column:	DB-624 (0.18 mm)	Detector	MS SCAN		

21 Acetone, CAS: 67-64-1

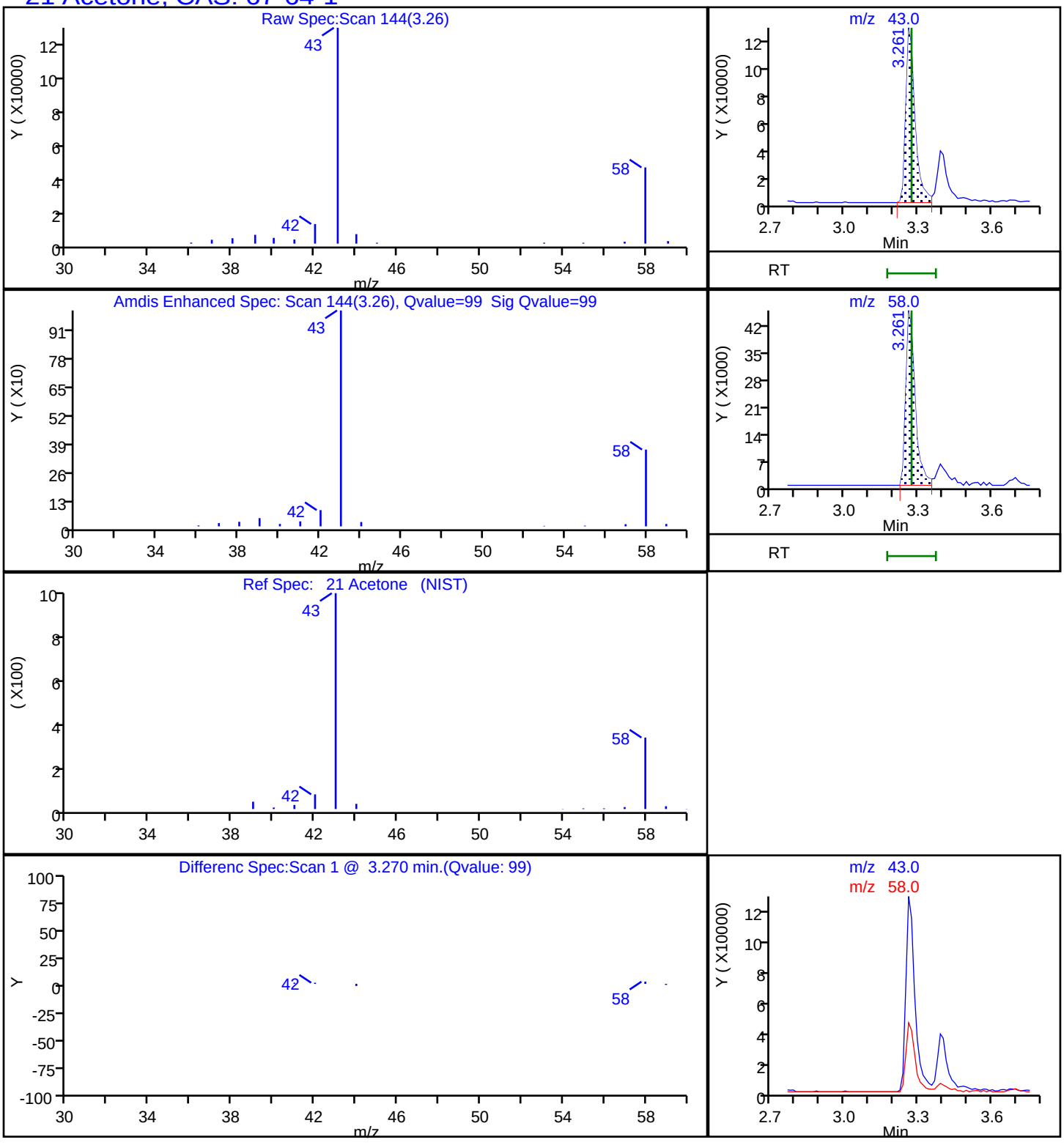

User Disabled Compound Report

Eurofins TestAmerica, Canton

Data File:	\\chromna\Canton\ChromData\A3UX17\20191231-94687.b\UXR3226.D				
Injection Date:	31-Dec-2019 14:15:30	Instrument ID:	A3UX17		
Lims ID:	240-124062-B-7	Lab Sample ID:	240-124062-7		
Client ID:	WC-W-PILES-121719				
Operator ID:	001644	ALS Bottle#:	8	Worklist Smp#:	9
Purge Vol:	5.000 mL	Dil. Factor:	1250.0000		
Method:	8260_17	Limit Group:	MSV 8260B ICAL		
Column:	DB-624 (0.18 mm)	Detector	MS SCAN		

40 2-Butanone (MEK), CAS: 78-93-3

Processing Results

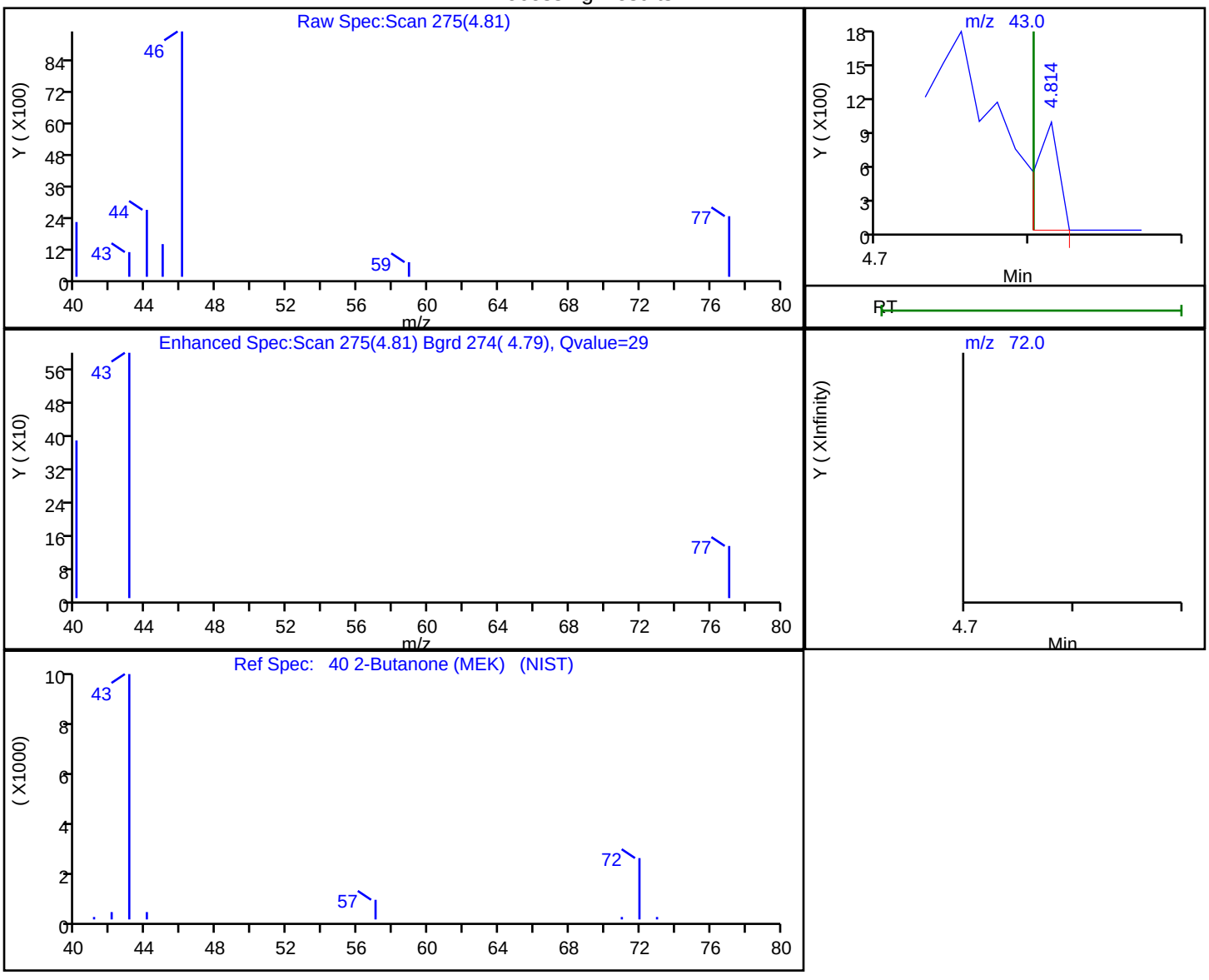

RT	Mass	Response	Amount
4.81	43.00	1040	0.133154
4.80	72.00	0	

Reviewer: williamsla, 31-Dec-2019 14:35:32

Audit Action: Marked Compound Undetected Audit Reason: Invalid Compound ID

FORM VI
GC/MS VOA BY INTERNAL STANDARD - INITIAL CALIBRATION DATA
CURVE EVALUATION

Lab Name: Eurofins TestAmerica, Canton Job No.: 240-124062-1 Analy Batch No.: 385628

SDG No.:

Instrument ID: A3UX17 GC Column: DB-624 ID: 0.18(mm) Heated Purge: (Y/N) N

Calibration Start Date: 06/11/2019 17:37 Calibration End Date: 06/11/2019 20:00 Calibration ID: 51508

Calibration Files:

LEVEL:	LAB SAMPLE ID:	LAB FILE ID:
Level 1	STD8260 240-385628/8	UXR8416.D
Level 2	STD8260 240-385628/7	UXR8415.D
Level 3	STD8260 240-385628/6	UXR8414.D
Level 4	STD8260 240-385628/5	UXR8413.D
Level 5	STD8260 240-385628/4	UXR8412.D
Level 6	STD8260 240-385628/3	UXR8411.D
Level 7	STD8260 240-385628/2	UXR8410.D

ANALYTE	RRF					CURVE TYPE	COEFFICIENT			#	MIN RRF	%RSD	#	MAX %RSD	R^2 OR COD	#	MIN R^2 OR COD
	LVL 1 LVL 6	LVL 2 LVL 7	LVL 3	LVL 4	LVL 5		B	M1	M2								
Dichlorodifluoromethane	0.3814 0.3532	0.3395 0.3605	0.3599	0.3105	0.3412	Ave		0.3495				6.3		15.0			
Chloromethane	0.4007 0.4068	0.4329 0.3901	0.3933	0.4102	0.3878	Ave		0.4031			0.1000	3.9		15.0			
Vinyl chloride	0.3795 0.3444	0.3357 0.3348	0.3408	0.3313	0.3270	Ave		0.3419				5.1		15.0			
Butadiene	0.3929 0.3717	0.4039 0.3801	0.3842	0.3604	0.3646	Ave		0.3797				4.1		15.0			
Bromomethane	0.2290 0.1759	0.1897 0.1764	0.1922	0.2036	0.1867	Ave		0.1934				9.5		15.0			
Chloroethane	0.2218 0.1894	0.1915 0.1874	0.2022	0.1914	0.1930	Ave		0.1967				6.1		15.0			
Dichlorofluoromethane	0.5083 0.4578	0.4711 0.4525	0.4694	0.4695	0.4521	Ave		0.4687				4.1		15.0			
Trichlorofluoromethane	0.5004 0.4763	0.4788 0.4757	0.4636	0.4428	0.4495	Ave		0.4696				4.1		15.0			
Ethyl ether	0.2410 0.2099	0.2278 0.2178	0.2409	0.2393	0.2342	Ave		0.2301				5.3		15.0			
Acrolein	0.0365 0.0381	0.0372 0.0370	0.0348	0.0360	0.0353	Ave		0.0364				3.2		15.0			
1,1-Dichloroethene	0.2755 0.2247	0.2519 0.2347	0.2402	0.2420	0.2502	Ave		0.2456				6.6		15.0			
1,1,2-Trichlorotrifluoroethane	0.1862 0.1741	0.1832 0.1820	0.1810	0.1844	0.1860	Ave		0.1824				2.3		15.0			
Acetone	0.1068 0.0518	0.0874 0.0559	0.0693	0.0616	0.0566	Lin1	0.1148	0.0525							0.9960		0.9900
Iodomethane	0.3913 0.3201	0.3386 0.3380	0.3390	0.3528	0.3529	Ave		0.3475				6.4		15.0			

Note: The M1 coefficient is the same as Ave RRF for an Ave curve type.

FORM VI
GC/MS VOA BY INTERNAL STANDARD - INITIAL CALIBRATION DATA
CURVE EVALUATION

Lab Name: Eurofins TestAmerica, Canton Job No.: 240-124062-1 Analy Batch No.: 385628

SDG No.:

Instrument ID: A3UX17 GC Column: DB-624 ID: 0.18(mm) Heated Purge: (Y/N) N

Calibration Start Date: 06/11/2019 17:37 Calibration End Date: 06/11/2019 20:00 Calibration ID: 51508

ANALYTE	RRF					CURVE TYPE	COEFFICIENT			#	MIN RRF	%RSD	#	MAX %RSD	R^2 OR COD	#	MIN R^2 OR COD
	LVL 1 LVL 6	LVL 2 LVL 7	LVL 3	LVL 4	LVL 5		B	M1	M2								
Carbon disulfide	0.7267 0.6377	0.6667 0.7062	0.6729	0.6931	0.6892	Ave		0.6846				4.2		15.0			
3-Chloro-1-propene	0.1383 0.1328	0.1361 0.1406	0.1284	0.1266	0.1458	Ave		0.1355				5.0		15.0			
Methyl acetate	0.1679 0.1480	0.1722 0.1571	0.1699	0.1731	0.1662	Ave		0.1649				5.6		15.0			
Methylene Chloride	0.4207 0.2399	0.3253 0.2487	0.2883	0.2963	0.2692	Lin1	0.1856	0.2420							0.9980		0.9900
tert-Butyl alcohol	0.0109 0.0104	0.0112 0.0074	0.0086	0.0112	0.0097	Ave		0.0099				14.7		15.0			
Acrylonitrile	0.0901 0.0786	0.0864 0.0821	0.0884	0.0865	0.0872	Ave		0.0856				4.6		15.0			
Methyl tert-butyl ether	0.5421 0.4982	0.5268 0.5261	0.5228	0.5444	0.5404	Ave		0.5287				3.0		15.0			
trans-1,2-Dichloroethene	0.2873 0.2381	0.2478 0.2444	0.2477	0.2745	0.2582	Ave		0.2569				7.0		15.0			
Hexane	0.0653 0.0644	0.0601 0.0714	0.0653	0.0627	0.0724	Ave		0.0659				6.8		15.0			
1,1-Dichloroethane	0.5082 0.4391	0.4756 0.4635	0.4896	0.5053	0.4961	Ave		0.4825			0.1000	5.2		15.0			
Vinyl acetate	0.3307 0.3746	0.3338 0.4109	0.3638	0.3651	0.3820	Ave		0.3658				7.6		15.0			
2,2-Dichloropropane	0.0571 0.0467	0.0554 0.0464	0.0476	0.0473	0.0493	Ave		0.0500				8.8		15.0			
cis-1,2-Dichloroethene	0.3113 0.2528	0.2882 0.2740	0.2803	0.2853	0.2865	Ave		0.2826				6.2		15.0			
2-Butanone (MEK)	0.1049 0.0814	0.0903 0.0817	0.0788	0.0863	0.0848	Ave		0.0869				10.1		15.0			
Bromochloromethane	0.1303 0.1104	0.1195 0.1188	0.1190	0.1251	0.1236	Ave		0.1210				5.2		15.0			
Tetrahydrofuran	0.0544 0.0480	0.0541 0.0512	0.0496	0.0484	0.0523	Ave		0.0512				5.1		15.0			
Chloroform	0.5107 0.4292	0.4565 0.4574	0.4817	0.4954	0.4870	Ave		0.4740				5.9		15.0			
1,1,1-Trichloroethane	0.3608 0.3295	0.3202 0.3467	0.3569	0.3504	0.3638	Ave		0.3469				4.7		15.0			
Cyclohexane	0.4185 0.4942	0.4283 0.5237	0.4926	0.4651	0.5331	Ave		0.4794				9.2		15.0			
1,1-Dichloropropene	0.3401 0.3309	0.3335 0.3461	0.3536	0.3582	0.3653	Ave		0.3468				3.7		15.0			

Note: The M1 coefficient is the same as Ave RRF for an Ave curve type.

FORM VI
GC/MS VOA BY INTERNAL STANDARD - INITIAL CALIBRATION DATA
CURVE EVALUATION

Lab Name: Eurofins TestAmerica, Canton Job No.: 240-124062-1 Analy Batch No.: 385628

SDG No.:

Instrument ID: A3UX17 GC Column: DB-624 ID: 0.18(mm) Heated Purge: (Y/N) N

Calibration Start Date: 06/11/2019 17:37 Calibration End Date: 06/11/2019 20:00 Calibration ID: 51508

ANALYTE	RRF					CURVE TYPE	COEFFICIENT			#	MIN RRF	%RSD	#	MAX %RSD	R^2 OR COD	#	MIN R^2 OR COD
	LVL 1 LVL 6	LVL 2 LVL 7	LVL 3	LVL 4	LVL 5		B	M1	M2								
Carbon tetrachloride	0.3044 0.2939	0.2949 0.3211	0.3076	0.3012	0.3221	Ave		0.3064				3.7		15.0			
Isobutyl alcohol	0.0078 0.0073	0.0086 0.0058	0.0055	0.0077	0.0071	Qua	-0.105	0.0087	-0.000003						0.9970		0.9900
Benzene	1.1330 0.9969	1.0820 1.0657	1.1171	1.1332	1.1098	Ave		1.0911				4.5		15.0			
1,2-Dichloroethane	0.4472 0.3752	0.4047 0.3943	0.3991	0.4194	0.4070	Ave		0.4067				5.5		15.0			
n-Heptane	0.0600 0.0650	0.0508 0.0669	0.0589	0.0601	0.0706	Ave		0.0617				10.4		15.0			
Trichloroethene	0.2777 0.2395	0.2731 0.2551	0.2802	0.2727	0.2693	Ave		0.2668				5.4		15.0			
Methylcyclohexane	0.3482 0.3996	0.3444 0.4345	0.3926	0.3750	0.4345	Ave		0.3898				9.4		15.0			
1,2-Dichloropropane	0.3019 0.2507	0.2614 0.2584	0.2705	0.2816	0.2658	Ave		0.2700				6.3		15.0			
Dibromomethane	0.1607 0.1286	0.1372 0.1370	0.1405	0.1472	0.1447	Ave		0.1423				7.1		15.0			
1,4-Dioxane	0.0021 0.0026	0.0023 +++++	0.0020	0.0027	0.0023	Ave		0.0023				12.6		15.0			
Bromodichloromethane	0.2978 0.3019	0.2918 0.3332	0.3132	0.3160	0.3187	Ave		0.3104				4.6		15.0			
2-Chloroethyl vinyl ether	0.1095 0.1289	0.0984 0.1428	0.1092	0.1213	0.1369	Ave		0.1210				13.4		15.0			
cis-1,3-Dichloropropene	0.2862 0.3345	0.2727 0.3643	0.3086	0.3219	0.3375	Ave		0.3180				9.9		15.0			
4-Methyl-2-pentanone (MIBK)	0.1270 0.1684	0.1464 0.1861	0.1576	0.1603	0.1804	Ave		0.1609				12.5		15.0			
Toluene	1.4622 1.5224	1.5290 1.6536	1.6223	1.5882	1.6875	Ave		1.5807				5.1		15.0			
trans-1,3-Dichloropropene	0.3506 0.4016	0.3333 0.4619	0.3726	0.3748	0.4262	Ave		0.3887				11.5		15.0			
Ethyl methacrylate	0.2538 0.3227	0.2544 0.3692	0.2737	0.2855	0.3287	Ave		0.2983				14.5		15.0			
1,1,2-Trichloroethane	0.3201 0.2632	0.2826 0.2852	0.2952	0.3059	0.3028	Ave		0.2936				6.3		15.0			
Tetrachloroethene	0.3319 0.2803	0.3226 0.3116	0.3141	0.3131	0.3340	Ave		0.3154				5.7		15.0			
1,3-Dichloropropane	0.5785 0.4795	0.5294 0.5207	0.5495	0.5215	0.5418	Ave		0.5316				5.7		15.0			

Note: The M1 coefficient is the same as Ave RRF for an Ave curve type.

FORM VI
GC/MS VOA BY INTERNAL STANDARD - INITIAL CALIBRATION DATA
CURVE EVALUATION

Lab Name: Eurofins TestAmerica, Canton Job No.: 240-124062-1 Analy Batch No.: 385628

SDG No.:

Instrument ID: A3UX17 GC Column: DB-624 ID: 0.18(mm) Heated Purge: (Y/N) N

Calibration Start Date: 06/11/2019 17:37 Calibration End Date: 06/11/2019 20:00 Calibration ID: 51508

ANALYTE	RRF					CURVE TYPE	COEFFICIENT			#	MIN RRF	%RSD	#	MAX %RSD	R^2 OR COD	#	MIN R^2 OR COD
	LVL 1 LVL 6	LVL 2 LVL 7	LVL 3	LVL 4	LVL 5		B	M1	M2								
2-Hexanone	0.1190 0.1521	0.1156 0.1740	0.1460	0.1462	0.1624	Ave		0.1450				14.7		15.0			
Chlorodibromomethane	0.2446 0.2640	0.2532 0.3169	0.2649	0.2791	0.2990	Ave		0.2745				9.4		15.0			
1,2-Dibromoethane	0.2610 0.2534	0.2533 0.2779	0.2676	0.2678	0.2833	Ave		0.2663				4.3		15.0			
Chlorobenzene	1.0991 0.9129	1.0431 1.0105	0.9864	1.0319	1.0400	Ave		1.0177			0.3000	5.7		15.0			
1,1,1,2-Tetrachloroethane	0.3266 0.2965	0.3082 0.3352	0.3395	0.3135	0.3394	Ave		0.3227				5.2		15.0			
Ethylbenzene	0.4480 0.5098	0.4843 0.5456	0.4961	0.5231	0.5683	Ave		0.5108				7.8		15.0			
m-Xylene & p-Xylene	0.5488 0.6313	0.5794 0.7017	0.6446	0.6512	0.7043	Ave		0.6374				9.1		15.0			
o-Xylene	0.4367 0.5958	0.5291 0.6552	0.6006	0.5980	0.6702	Ave		0.5836				13.6		15.0			
Styrene	0.8124 1.0515	0.8425 1.1515	1.0382	1.0503	1.1390	Ave		1.0122				13.2		15.0			
Bromoform	0.1201 0.1486	0.1580 0.1801	0.1516	0.1523	0.1538	Ave		0.1521			0.1000	11.6		15.0			
Isopropylbenzene	1.2463 1.6134	1.3660 1.8059	1.5332	1.6088	1.7412	Ave		1.5593				12.7		15.0			
1,1,2,2-Tetrachloroethane	0.5699 0.5355	0.6126 0.5562	0.5936	0.5848	0.6184	Ave		0.5816			0.3000	5.1		15.0			
Bromobenzene	0.7449 0.7066	0.7148 0.7400	0.7281	0.7577	0.7905	Ave		0.7404				3.8		15.0			
1,2,3-Trichloropropane	0.1945 0.1864	0.2042 0.2017	0.2013	0.1974	0.2102	Ave		0.1994				3.8		15.0			
trans-1,4-Dichloro-2-butene	0.1391 0.1810	0.1977 0.2034	0.1531	0.1826	0.2105	Ave		0.1811				14.6		15.0			
N-Propylbenzene	0.6023 0.8066	0.6540 0.8493	0.7976	0.8115	0.8870	Ave		0.7726				13.5		15.0			
2-Chlorotoluene	0.6364 0.6679	0.6277 0.7078	0.6881	0.7245	0.7549	Ave		0.6868				6.7		15.0			
1,3,5-Trimethylbenzene	1.7680 2.6198	2.1940 2.7778	2.5705	2.6373	2.8574	Lin1	-0.983	2.7876							0.9990		0.9900
4-Chlorotoluene	0.5963 0.7101	0.7407 0.7505	0.7730	0.7649	0.8224	Ave		0.7368				9.6		15.0			
tert-Butylbenzene	1.6775 2.1212	1.7220 2.2399	1.9496	2.0173	2.3206	Ave		2.0069				12.2		15.0			

Note: The M1 coefficient is the same as Ave RRF for an Ave curve type.

FORM VI
GC/MS VOA BY INTERNAL STANDARD - INITIAL CALIBRATION DATA
CURVE EVALUATION

Lab Name: Eurofins TestAmerica, Canton Job No.: 240-124062-1 Analy Batch No.: 385628

SDG No.:

Instrument ID: A3UX17 GC Column: DB-624 ID: 0.18(mm) Heated Purge: (Y/N) N

Calibration Start Date: 06/11/2019 17:37 Calibration End Date: 06/11/2019 20:00 Calibration ID: 51508

ANALYTE	RRF					CURVE TYPE	COEFFICIENT			#	MIN RRF	%RSD	#	MAX %RSD	R^2 OR COD	#	MIN R^2 OR COD
	LVL 1 LVL 6	LVL 2 LVL 7	LVL 3	LVL 4	LVL 5		B	M1	M2								
1,2,4-Trimethylbenzene	1.8650 2.7058	2.3084 2.8947	2.6065	2.7969	3.0320	Lin1	-0.995	2.9034							0.9980		0.9900
sec-Butylbenzene	2.2995 3.0120	2.6400 3.2183	2.8522	2.9166	3.3740	Ave		2.9018				12.3		15.0			
1,3-Dichlorobenzene	1.3945 1.3861	1.5207 1.4444	1.5047	1.5791	1.6203	Ave		1.4928				6.0		15.0			
4-Isopropyltoluene	1.8134 2.5811	2.1179 2.7275	2.4397	2.5583	2.8643	Ave		2.4432				14.9		15.0			
1,4-Dichlorobenzene	1.6440 1.4284	1.6328 1.5041	1.6000	1.6597	1.6602	Ave		1.5899				5.6		15.0			
n-Butylbenzene	1.6182 2.2463	1.7711 2.3833	1.9359	2.1301	2.4211	Ave		2.0723				14.8		15.0			
1,2-Dichlorobenzene	1.4780 1.3118	1.4320 1.3461	1.4233	1.4674	1.5037	Ave		1.4232				5.0		15.0			
1,2-Dibromo-3-Chloropropane	0.0766 0.0782	0.0784 0.0879	0.0651	0.0770	0.0844	Ave		0.0783				9.2		15.0			
1,2,4-Trichlorobenzene	0.6336 0.7725	0.6893 0.8266	0.6866	0.7103	0.8189	Ave		0.7340				10.0		15.0			
Hexachlorobutadiene	0.5398 0.3907	0.4447 0.3963	0.4132	0.4423	0.4550	Ave		0.4403				11.5		15.0			
Naphthalene	0.8186 1.6356	0.8743 1.8442	1.1273	1.2006	1.6068	Lin1	-1.617	1.7921							0.9920		0.9900
1,2,3-Trichlorobenzene	0.6361 0.7522	0.6429 0.7626	0.6762	0.7357	0.8361	Ave		0.7203				10.1		15.0			
Dibromofluoromethane (Surr)	0.2307 0.2391	0.2265 0.2404	0.2332	0.2389	0.2304	Ave		0.2342				2.3		15.0			
1,2-Dichloroethane-d4 (Surr)	0.3485 0.3192	0.3613 0.3250	0.3433	0.3465	0.3046	Ave		0.3355				5.9		15.0			
Toluene-d8 (Surr)	1.0951 1.3757	1.2077 1.4160	1.3147	1.3327	1.3299	Ave		1.2960				8.4		15.0			
4-Bromofluorobenzene (Surr)	0.3782 0.5236	0.4392 0.5379	0.4930	0.4847	0.5028	Ave		0.4799				11.4		15.0			

Note: The M1 coefficient is the same as Ave RRF for an Ave curve type.

FORM VI
GC/MS VOA BY INTERNAL STANDARD - INITIAL CALIBRATION DATA
RESPONSE AND CONCENTRATION

Lab Name: Eurofins TestAmerica, Canton Job No.: 240-124062-1 Analy Batch No.: 385628

SDG No.:

Instrument ID: A3UX17 GC Column: DB-624 ID: 0.18(mm) Heated Purge: (Y/N) N

Calibration Start Date: 06/11/2019 17:37 Calibration End Date: 06/11/2019 20:00 Calibration ID: 51508

Calibration Files:

LEVEL:	LAB SAMPLE ID:	LAB FILE ID:
Level 1	STD8260 240-385628/8	UXR8416.D
Level 2	STD8260 240-385628/7	UXR8415.D
Level 3	STD8260 240-385628/6	UXR8414.D
Level 4	STD8260 240-385628/5	UXR8413.D
Level 5	STD8260 240-385628/4	UXR8412.D
Level 6	STD8260 240-385628/3	UXR8411.D
Level 7	STD8260 240-385628/2	UXR8410.D

ANALYTE	IS REF	CURVE TYPE	RESPONSE					CONCENTRATION (UG/L)				
			LVL 1 LVL 6	LVL 2 LVL 7	LVL 3	LVL 4	LVL 5	LVL 1 LVL 6	LVL 2 LVL 7	LVL 3	LVL 4	LVL 5
Dichlorodifluoromethane	FB	Ave	64507 1268617	119860 2476004	258464	280838	625256	1.00 20.0	2.00 40.0	4.00	5.00	10.0
Chloromethane	FB	Ave	67774 1461109	152820 2678751	282409	371002	710673	1.00 20.0	2.00 40.0	4.00	5.00	10.0
Vinyl chloride	FB	Ave	64189 1237030	118524 2299345	244701	299622	599148	1.00 20.0	2.00 40.0	4.00	5.00	10.0
Butadiene	FB	Ave	66461 1334883	142594 2610578	275876	325927	668126	1.00 20.0	2.00 40.0	4.00	5.00	10.0
Bromomethane	FB	Ave	38742 631835	66974 1211662	137998	184145	342112	1.00 20.0	2.00 40.0	4.00	5.00	10.0
Chloroethane	FB	Ave	37516 680414	67614 1286980	145171	173088	353611	1.00 20.0	2.00 40.0	4.00	5.00	10.0
Dichlorofluoromethane	FB	Ave	85983 1644468	166303 3107566	337097	424630	828429	1.00 20.0	2.00 40.0	4.00	5.00	10.0
Trichlorofluoromethane	FB	Ave	84634 1710678	169033 3266898	332934	400443	823724	1.00 20.0	2.00 40.0	4.00	5.00	10.0
Ethyl ether	FB	Ave	40765 753796	80407 1496040	172996	216439	429216	1.00 20.0	2.00 40.0	4.00	5.00	10.0
Acrolein	FB	Ave	30861 684707	65726 1271872	124923	162734	323156	5.00 100	10.0 200	20.0	25.0	50.0
1,1-Dichloroethene	FB	Ave	46600 806911	88923 1611946	172504	218830	458558	1.00 20.0	2.00 40.0	4.00	5.00	10.0
1,1,2-Trichlorotrifluoroethane	FB	Ave	31490 625291	64673 1250091	129973	166755	340824	1.00 20.0	2.00 40.0	4.00	5.00	10.0
Acetone	FB	Lin1	36137 372375	61721 768442	99476	111481	207599	2.00 40.0	4.00 80.0	8.00	10.0	20.0
Iodomethane	FB	Ave	66178 1149721	119539 2320944	243465	319089	646705	1.00 20.0	2.00 40.0	4.00	5.00	10.0
Carbon disulfide	FB	Ave	122909 2290492	235359 4849842	483194	626780	1262893	1.00 20.0	2.00 40.0	4.00	5.00	10.0

FORM VI
GC/MS VOA BY INTERNAL STANDARD - INITIAL CALIBRATION DATA
RESPONSE AND CONCENTRATION

Lab Name: Eurofins TestAmerica, Canton Job No.: 240-124062-1 Analy Batch No.: 385628

SDG No.:

Instrument ID: A3UX17 GC Column: DB-624 ID: 0.18(mm) Heated Purge: (Y/N) N

Calibration Start Date: 06/11/2019 17:37 Calibration End Date: 06/11/2019 20:00 Calibration ID: 51508

ANALYTE	IS REF	CURVE TYPE	RESPONSE					CONCENTRATION (UG/L)				
			LVL 1 LVL 6	LVL 2 LVL 7	LVL 3	LVL 4	LVL 5	LVL 1 LVL 6	LVL 2 LVL 7	LVL 3	LVL 4	LVL 5
3-Chloro-1-propene	FB	Ave	23394 477003	48063 965733	92192	114515	267175	1.00 20.0	2.00 40.0	4.00	5.00	10.0
Methyl acetate	FB	Ave	56787 1062938	121593 2157169	244028	313110	609166	2.00 40.0	4.00 80.0	8.00	10.0	20.0
Methylene Chloride	FB	Lin1	71166 861669	114844 1707929	207045	267981	493349	1.00 20.0	2.00 40.0	4.00	5.00	10.0
tert-Butyl alcohol	FB	Ave	18508 372668	39392 507378	61505	101289	178174	10.0 200	20.0 400	40.0	50.0	100
Acrylonitrile	FB	Ave	152367 2823291	304975 5638398	634851	782545	1598662	10.0 200	20.0 400	40.0	50.0	100
Methyl tert-butyl ether	FB	Ave	91689 1789494	185953 3613067	375428	492303	990260	1.00 20.0	2.00 40.0	4.00	5.00	10.0
trans-1,2-Dichloroethene	FB	Ave	48601 855282	87495 1678615	177835	248253	473108	1.00 20.0	2.00 40.0	4.00	5.00	10.0
Hexane	FB	Ave	11045 231189	21223 490034	46900	56672	132656	1.00 20.0	2.00 40.0	4.00	5.00	10.0
1,1-Dichloroethane	FB	Ave	85962 1577223	167899 3182876	351589	456954	908980	1.00 20.0	2.00 40.0	4.00	5.00	10.0
Vinyl acetate	FB	Ave	55932 1345313	117820 2822126	261231	330216	699913	1.00 20.0	2.00 40.0	4.00	5.00	10.0
2,2-Dichloropropane	FB	Ave	9662 167637	19554 318872	34199	42799	90291	1.00 20.0	2.00 40.0	4.00	5.00	10.0
cis-1,2-Dichloroethene	FB	Ave	52650 908038	101747 1881596	201315	257971	525043	1.00 20.0	2.00 40.0	4.00	5.00	10.0
2-Butanone (MEK)	FB	Ave	35491 584472	63729 1122061	113198	156096	310821	2.00 40.0	4.00 80.0	8.00	10.0	20.0
Bromochloromethane	FB	Ave	22040 396423	42196 815604	85450	113112	226551	1.00 20.0	2.00 40.0	4.00	5.00	10.0
Tetrahydrofuran	FB	Ave	18413 344994	38216 703892	71223	87515	191578	2.00 40.0	4.00 80.0	8.00	10.0	20.0
Chloroform	FB	Ave	86388 1541518	161169 3140883	345926	448024	892368	1.00 20.0	2.00 40.0	4.00	5.00	10.0
1,1,1-Trichloroethane	FB	Ave	61031 1183624	113050 2380899	256273	316855	666591	1.00 20.0	2.00 40.0	4.00	5.00	10.0
Cyclohexane	FB	Ave	70792 1774937	151189 3596385	353729	420655	976937	1.00 20.0	2.00 40.0	4.00	5.00	10.0
1,1-Dichloropropene	FB	Ave	57527 1188509	117719 2376903	253919	323959	669412	1.00 20.0	2.00 40.0	4.00	5.00	10.0
Carbon tetrachloride	FB	Ave	51487 1055760	104091 2204866	220856	272347	590220	1.00 20.0	2.00 40.0	4.00	5.00	10.0
Isobutyl alcohol	CBNZ d5	Qua	23516 469102	52519 692186	70178	123989	225260	25.0 500	50.0 1000	100	125	250

FORM VI
GC/MS VOA BY INTERNAL STANDARD - INITIAL CALIBRATION DATA
RESPONSE AND CONCENTRATION

Lab Name: Eurofins TestAmerica, Canton Job No.: 240-124062-1 Analy Batch No.: 385628

SDG No.:

Instrument ID: A3UX17 GC Column: DB-624 ID: 0.18(mm) Heated Purge: (Y/N) N

Calibration Start Date: 06/11/2019 17:37 Calibration End Date: 06/11/2019 20:00 Calibration ID: 51508

ANALYTE	IS REF	CURVE TYPE	RESPONSE					CONCENTRATION (UG/L)				
			LVL 1 LVL 6	LVL 2 LVL 7	LVL 3	LVL 4	LVL 5	LVL 1 LVL 6	LVL 2 LVL 7	LVL 3	LVL 4	LVL 5
Benzene	FB	Ave	191632 3580478	381956 7318443	802209	1024763	2033550	1.00 20.0	2.00 40.0	4.00	5.00	10.0
1,2-Dichloroethane	FB	Ave	75635 1347535	142861 2707925	286584	379289	745794	1.00 20.0	2.00 40.0	4.00	5.00	10.0
n-Heptane	FB	Ave	10149 233615	17937 459181	42278	54315	129356	1.00 20.0	2.00 40.0	4.00	5.00	10.0
Trichloroethene	FB	Ave	46963 860299	96395 1751832	201242	246601	493505	1.00 20.0	2.00 40.0	4.00	5.00	10.0
Methylcyclohexane	FB	Ave	58896 1435254	121581 2984075	281920	339130	796114	1.00 20.0	2.00 40.0	4.00	5.00	10.0
1,2-Dichloropropane	FB	Ave	51066 900308	92273 1774489	194254	254673	487049	1.00 20.0	2.00 40.0	4.00	5.00	10.0
Dibromomethane	FB	Ave	27189 461752	48451 941143	100899	133132	265061	1.00 20.0	2.00 40.0	4.00	5.00	10.0
1,4-Dioxane	FB	Ave	7092 186326	16396 +++++	28282	49729	83603	20.0 400	40.0 +++++	80.0	100	200
Bromodichloromethane	FB	Ave	50370 1084209	103002 2288154	224907	285784	583903	1.00 20.0	2.00 40.0	4.00	5.00	10.0
2-Chloroethyl vinyl ether	FB	Ave	37026 925764	69459 1962028	156817	219452	501890	2.00 40.0	4.00 80.0	8.00	10.0	20.0
cis-1,3-Dichloropropene	FB	Ave	48401 1201461	96283 2501845	221604	291082	618462	1.00 20.0	2.00 40.0	4.00	5.00	10.0
4-Methyl-2-pentanone (MIBK)	FB	Ave	42952 1209779	103397 2556182	226399	289939	661267	2.00 40.0	4.00 80.0	8.00	10.0	20.0
Toluene	CBNZ d5	Ave	176669 3895146	374652 7958161	824876	1025973	2154041	1.00 20.0	2.00 40.0	4.00	5.00	10.0
trans-1,3-Dichloropropene	CBNZ d5	Ave	42361 1027547	81657 2223069	189445	242101	544014	1.00 20.0	2.00 40.0	4.00	5.00	10.0
Ethyl methacrylate	CBNZ d5	Ave	30661 825605	62344 1776902	139148	184437	419557	1.00 20.0	2.00 40.0	4.00	5.00	10.0
1,1,2-Trichloroethane	CBNZ d5	Ave	38677 673403	69245 1372682	150113	197588	386499	1.00 20.0	2.00 40.0	4.00	5.00	10.0
Tetrachloroethene	CBNZ d5	Ave	40101 717027	79035 1499784	159689	202280	426274	1.00 20.0	2.00 40.0	4.00	5.00	10.0
1,3-Dichloropropane	CBNZ d5	Ave	69898 1226905	129726 2506036	279388	336864	691557	1.00 20.0	2.00 40.0	4.00	5.00	10.0
2-Hexanone	CBNZ d5	Ave	28760 778439	56648 1674664	148454	188907	414493	2.00 40.0	4.00 80.0	8.00	10.0	20.0
Chlorodibromomethane	CBNZ d5	Ave	29554 675573	62037 1525161	134713	180281	381660	1.00 20.0	2.00 40.0	4.00	5.00	10.0
1,2-Dibromoethane	CBNZ d5	Ave	31537 648417	62068 1337338	136045	172986	361638	1.00 20.0	2.00 40.0	4.00	5.00	10.0

FORM VI
GC/MS VOA BY INTERNAL STANDARD - INITIAL CALIBRATION DATA
RESPONSE AND CONCENTRATION

Lab Name: Eurofins TestAmerica, Canton Job No.: 240-124062-1 Analy Batch No.: 385628

SDG No.:

Instrument ID: A3UX17 GC Column: DB-624 ID: 0.18(mm) Heated Purge: (Y/N) N

Calibration Start Date: 06/11/2019 17:37 Calibration End Date: 06/11/2019 20:00 Calibration ID: 51508

ANALYTE	IS REF	CURVE TYPE	RESPONSE					CONCENTRATION (UG/L)				
			LVL 1 LVL 6	LVL 2 LVL 7	LVL 3	LVL 4	LVL 5	LVL 1 LVL 6	LVL 2 LVL 7	LVL 3	LVL 4	LVL 5
Chlorobenzene	CBNZ d5	Ave	132805 2335588	255579 4863006	501558	666613	1327481	1.00 20.0	2.00 40.0	4.00	5.00	10.0
1,1,1,2-Tetrachloroethane	CBNZ d5	Ave	39457 758679	75523 1613321	172611	202546	433227	1.00 20.0	2.00 40.0	4.00	5.00	10.0
Ethylbenzene	CBNZ d5	Ave	54132 1304430	118675 2625786	252248	337933	725443	1.00 20.0	2.00 40.0	4.00	5.00	10.0
m-Xylene & p-Xylene	CBNZ d5	Ave	66308 1615205	141980 3377136	327779	420690	899057	1.00 20.0	2.00 40.0	4.00	5.00	10.0
o-Xylene	CBNZ d5	Ave	52769 1524293	129640 3153041	305396	386311	855424	1.00 20.0	2.00 40.0	4.00	5.00	10.0
Styrene	CBNZ d5	Ave	98156 2690255	206431 5541840	527860	678497	1453887	1.00 20.0	2.00 40.0	4.00	5.00	10.0
Bromoform	CBNZ d5	Ave	14512 380085	38707 866679	77073	98413	196275	1.00 20.0	2.00 40.0	4.00	5.00	10.0
Isopropylbenzene	CBNZ d5	Ave	150588 4127840	334710 8691256	779570	1039318	2222518	1.00 20.0	2.00 40.0	4.00	5.00	10.0
1,1,2,2-Tetrachloroethane	DCBd 4	Ave	37017 729011	80489 1470957	164911	201864	412733	1.00 20.0	2.00 40.0	4.00	5.00	10.0
Bromobenzene	DCBd 4	Ave	48381 961926	93909 1956973	202287	261544	527551	1.00 20.0	2.00 40.0	4.00	5.00	10.0
1,2,3-Trichloropropane	DCBd 4	Ave	12632 253771	26824 533351	55912	68129	140303	1.00 20.0	2.00 40.0	4.00	5.00	10.0
trans-1,4-Dichloro-2-butene	DCBd 4	Ave	9037 246369	25968 537989	42531	63038	140457	1.00 20.0	2.00 40.0	4.00	5.00	10.0
N-Propylbenzene	DCBd 4	Ave	39123 1097993	85919 2246139	221583	280098	591960	1.00 20.0	2.00 40.0	4.00	5.00	10.0
2-Chlorotoluene	DCBd 4	Ave	41339 909255	82461 1871886	191171	250065	503816	1.00 20.0	2.00 40.0	4.00	5.00	10.0
1,3,5-Trimethylbenzene	DCBd 4	Lin1	114838 3566251	288240 7346306	714102	910286	1906940	1.00 20.0	2.00 40.0	4.00	5.00	10.0
4-Chlorotoluene	DCBd 4	Ave	38734 966585	97315 1984812	214734	264005	548851	1.00 20.0	2.00 40.0	4.00	5.00	10.0
tert-Butylbenzene	DCBd 4	Ave	108961 2887571	226231 5923776	541619	696300	1548713	1.00 20.0	2.00 40.0	4.00	5.00	10.0
1,2,4-Trimethylbenzene	DCBd 4	Lin1	121136 3683345	303268 7655457	724104	965376	2023471	1.00 20.0	2.00 40.0	4.00	5.00	10.0
sec-Butylbenzene	DCBd 4	Ave	149360 4100206	346846 8511268	792377	1006692	2251713	1.00 20.0	2.00 40.0	4.00	5.00	10.0
1,3-Dichlorobenzene	DCBd 4	Ave	90577 1886869	199787 3819907	418020	545036	1081355	1.00 20.0	2.00 40.0	4.00	5.00	10.0
4-Isopropyltoluene	DCBd 4	Ave	117786 3513614	278244 7213350	677762	883040	1911581	1.00 20.0	2.00 40.0	4.00	5.00	10.0

FORM VI
GC/MS VOA BY INTERNAL STANDARD - INITIAL CALIBRATION DATA
RESPONSE AND CONCENTRATION

Lab Name: Eurofins TestAmerica, Canton Job No.: 240-124062-1 Analy Batch No.: 385628

SDG No.:

Instrument ID: A3UX17 GC Column: DB-624 ID: 0.18(mm) Heated Purge: (Y/N) N

Calibration Start Date: 06/11/2019 17:37 Calibration End Date: 06/11/2019 20:00 Calibration ID: 51508

ANALYTE	IS REF	CURVE TYPE	RESPONSE					CONCENTRATION (UG/L)				
			LVL 1 LVL 6	LVL 2 LVL 7	LVL 3	LVL 4	LVL 5	LVL 1 LVL 6	LVL 2 LVL 7	LVL 3	LVL 4	LVL 5
1,4-Dichlorobenzene	DCBd 4	Ave	106781 1944524	214519 3977831	444502	572876	1107986	1.00 20.0	2.00 40.0	4.00	5.00	10.0
n-Butylbenzene	DCBd 4	Ave	105109 3057877	232683 6302964	537824	735232	1615817	1.00 20.0	2.00 40.0	4.00	5.00	10.0
1,2-Dichlorobenzene	DCBd 4	Ave	96002 1785735	188135 3560042	395418	506484	1003564	1.00 20.0	2.00 40.0	4.00	5.00	10.0
1,2-Dibromo-3-Chloropropane	DCBd 4	Ave	4978 106515	10306 232580	18080	26583	56349	1.00 20.0	2.00 40.0	4.00	5.00	10.0
1,2,4-Trichlorobenzene	DCBd 4	Ave	41155 1051592	90553 2186184	190757	245169	546546	1.00 20.0	2.00 40.0	4.00	5.00	10.0
Hexachlorobutadiene	DCBd 4	Ave	35063 531786	58420 1048199	114781	152669	303677	1.00 20.0	2.00 40.0	4.00	5.00	10.0
Naphthalene	DCBd 4	Lin1	53168 2226488	114863 4877293	313179	414415	1072320	1.00 20.0	2.00 40.0	4.00	5.00	10.0
1,2,3-Trichlorobenzene	DCBd 4	Ave	41317 1023954	84465 2016908	187868	253927	557998	1.00 20.0	2.00 40.0	4.00	5.00	10.0
Dibromofluoromethane (Surr)	FB	Ave	39028 858871	79950 1651180	167466	216033	422100	1.00 20.0	2.00 40.0	4.00	5.00	10.0
1,2-Dichloroethane-d4 (Surr)	FB	Ave	58951 1146449	127531 2231889	246492	313361	558133	1.00 20.0	2.00 40.0	4.00	5.00	10.0
Toluene-d8 (Surr)	CBNZ d5	Ave	132316 3519672	295907 6814862	668465	860963	1697521	1.00 20.0	2.00 40.0	4.00	5.00	10.0
4-Bromofluorobenzene (Surr)	CBNZ d5	Ave	45699 1339738	107617 2588879	250690	313145	641849	1.00 20.0	2.00 40.0	4.00	5.00	10.0

Curve Type Legend:

Ave = Average ISTD
Lin1 = Linear 1/conc ISTD
Qua = Quadratic ISTD

Eurofins TestAmerica, Canton
Target Compound Quantitation Report

Data File: \\chromna\Canton\ChromData\A3UX17\20190611-88015.b\UXR8410.D
Lims ID: STD8260 L7
Client ID:
Sample Type: IC Calib Level: 7
Inject. Date: 11-Jun-2019 17:37:30 ALS Bottle#: 1 Worklist Smp#: 2
Purge Vol: 5.000 mL Dil. Factor: 1.0000
Sample Info: 240-0088015-002
Operator ID: 001644 Instrument ID: A3UX17
Sublist: chrom-8260_17*sub42

Method: \\chromna\Canton\ChromData\A3UX17\20190611-88015.b\8260_17.m
Limit Group: MSV 8260B ICAL
Last Update: 12-Jun-2019 13:07:07 Calib Date: 11-Jun-2019 23:10:30
Integrator: RTE ID Type: Deconvolution ID
Quant Method: Internal Standard Quant By: Initial Calibration
Last ICal File: \\chromna\Canton\ChromData\A3UX17\20190611-88015.b\UXR8424.D

Column 1 : DB-624 (0.18 mm) Det: MS SCAN
Process Host: CTX0319

First Level Reviewer: williamsla Date: 12-Jun-2019 12:15:17

Compound	Sig	RT (min.)	Exp RT (min.)	Dlt RT (min.)	Q	Response	Cal Amt ug/l	OnCol Amt ug/l	Flags
* 1 Fluorobenzene	96	5.775	5.775	0.000	98	1716884	10.0	10.0	
* 2 Chlorobenzene-d5	117	8.467	8.467	0.000	88	1203149	10.0	10.0	
* 3 1,4-Dichlorobenzene-d4	152	10.720	10.720	0.000	95	661172	10.0	10.0	
$ 4 Dibromofluoromethane (Surr	113	5.194	5.194	0.000	94	1651180	40.0	41.1	
$ 5 1,2-Dichloroethane-d4 (Sur	65	5.490	5.491	-0.001	99	2231889	40.0	38.8	
$ 6 Toluene-d8 (Surr)	98	7.151	7.151	0.000	94	6814862	40.0	43.7	
$ 7 4-Bromofluorobenzene (Surr	95	9.582	9.582	0.000	88	2588879	40.0	44.8	
9 Dichlorodifluoromethane	85	1.696	1.696	0.000	99	2476004	40.0	41.3	
10 Chloromethane	50	1.885	1.886	-0.001	99	2678751	40.0	38.7	
11 Vinyl chloride	62	2.004	2.004	0.000	97	2299345	40.0	39.2	
119 Butadiene	54	2.040	2.040	0.000	91	2610578	40.0	40.0	
12 Bromomethane	94	2.348	2.360	-0.012	93	1211662	40.0	36.5	
13 Chloroethane	64	2.467	2.467	0.000	98	1286980	40.0	38.1	
14 Dichlorofluoromethane	67	2.668	2.668	0.000	97	3107566	40.0	38.6	
15 Trichlorofluoromethane	101	2.704	2.716	-0.012	99	3266898	40.0	40.5	
16 Ethyl ether	59	2.976	2.988	-0.012	96	1496040	40.0	37.9	
18 Acrolein	56	3.119	3.119	0.000	99	1271872	200.0	203.4	
19 1,1-Dichloroethene	96	3.202	3.202	0.000	95	1611946	40.0	38.2	
20 1,1,2-Trichloro-1,2,2-trif	151	3.225	3.226	-0.001	94	1250091	40.0	39.9	
21 Acetone	43	3.273	3.273	0.000	99	768442	80.0	83.0	
22 Iodomethane	142	3.356	3.356	0.000	98	2320944	40.0	38.9	
23 Carbon disulfide	76	3.415	3.415	0.000	100	4849842	40.0	41.3	
25 3-Chloro-1-propene	76	3.546	3.546	0.000	90	965733	40.0	41.5	
26 Methyl acetate	43	3.569	3.569	0.000	99	2157169	80.0	76.2	
27 Methylene Chloride	84	3.664	3.664	0.000	98	1707929	40.0	40.3	
28 2-Methyl-2-propanol	59	3.771	3.771	0.000	87	507378	400.0	298.3	
29 Acrylonitrile	53	3.890	3.901	-0.011	99	5638398	400.0	383.6	
30 Methyl tert-butyl ether	73	3.901	3.901	0.000	96	3613067	40.0	39.8	
31 trans-1,2-Dichloroethene	96	3.901	3.913	-0.012	95	1678615	40.0	38.1	
32 Hexane	86	4.139	4.139	0.000	91	490034	40.0	43.3	
33 1,1-Dichloroethane	63	4.281	4.281	0.000	97	3182876	40.0	38.4	

Compound	Sig	RT (min.)	Exp RT (min.)	Dlt RT (min.)	Q	Response	Cal Amt ug/l	OnCol Amt ug/l	Flags
34 Vinyl acetate	43	4.316	4.317	-0.001	97	2822126	40.0	44.9	
38 2,2-Dichloropropane	97	4.791	4.791	0.000	55	318872	40.0	37.2	
39 cis-1,2-Dichloroethene	96	4.791	4.791	0.000	84	1881596	40.0	38.8	
40 2-Butanone (MEK)	43	4.803	4.803	0.000	100	1122061	80.0	75.2	
44 Chlorobromomethane	128	5.004	5.004	0.000	95	815604	40.0	39.3	
45 Tetrahydrofuran	42	5.040	5.040	0.000	96	703892	80.0	80.1	
46 Chloroform	83	5.064	5.064	0.000	94	3140883	40.0	38.6	
47 1,1,1-Trichloroethane	97	5.218	5.218	0.000	98	2380899	40.0	40.0	
48 Cyclohexane	56	5.265	5.265	0.000	93	3596385	40.0	43.7	
50 Carbon tetrachloride	117	5.360	5.360	0.000	89	2204866	40.0	41.9	
49 1,1-Dichloropropene	75	5.360	5.360	0.000	92	2376903	40.0	39.9	
51 Isobutyl alcohol	41	5.431	5.431	0.000	92	692186	1000.0	992.8	
52 Benzene	78	5.538	5.538	0.000	97	7318443	40.0	39.1	
53 1,2-Dichloroethane	62	5.562	5.562	0.000	98	2707925	40.0	38.8	
55 n-Heptane	100	5.728	5.728	0.000	95	459181	40.0	43.3	
57 Trichloroethene	130	6.083	6.083	0.000	97	1751832	40.0	38.2	
59 Methylcyclohexane	83	6.249	6.249	0.000	93	2984075	40.0	44.6	
60 1,2-Dichloropropane	63	6.285	6.285	0.000	93	1774489	40.0	38.3	
62 Dibromomethane	93	6.392	6.392	0.000	94	941143	40.0	38.5	
63 1,4-Dioxane	88		6.404				ND	ND	U
64 Dichlorobromomethane	83	6.522	6.522	0.000	99	2288154	40.0	42.9	
66 2-Chloroethyl vinyl ether	63	6.759	6.771	-0.012	92	1962028	80.0	94.4	
67 cis-1,3-Dichloropropene	75	6.902	6.914	-0.012	93	2501845	40.0	45.8	
68 4-Methyl-2-pentanone (MIBK	43	7.032	7.032	0.000	97	2556182	80.0	92.5	
69 Toluene	91	7.210	7.210	0.000	97	7958161	40.0	41.8	
70 trans-1,3-Dichloropropene	75	7.400	7.400	0.000	95	2223069	40.0	47.5	
71 Ethyl methacrylate	69	7.447	7.447	0.000	92	1776902	40.0	49.5	
72 1,1,2-Trichloroethane	97	7.566	7.566	0.000	93	1372682	40.0	38.9	
73 Tetrachloroethene	164	7.696	7.696	0.000	96	1499784	40.0	39.5	
75 1,3-Dichloropropane	76	7.720	7.720	0.000	96	2506036	40.0	39.2	
76 2-Hexanone	43	7.779	7.779	0.000	97	1674664	80.0	96.0	
78 Chlorodibromomethane	129	7.933	7.933	0.000	90	1525161	40.0	46.2	
79 Ethylene Dibromide	107	8.052	8.052	0.000	99	1337338	40.0	41.7	
81 Chlorobenzene	112	8.503	8.503	-0.001	93	4863006	40.0	39.7	
82 1,1,1,2-Tetrachloroethane	131	8.574	8.574	0.000	93	1613321	40.0	41.6	
83 Ethylbenzene	106	8.586	8.586	0.000	99	2625786	40.0	42.7	
84 m-Xylene & p-Xylene	106	8.692	8.692	0.000	99	3377136	40.0	44.0	
85 o-Xylene	106	9.072	9.072	0.000	98	3153041	40.0	44.9	
86 Styrene	104	9.084	9.084	0.000	93	5541840	40.0	45.5	
87 Bromoform	173	9.285	9.285	0.000	97	866679	40.0	47.4	
89 Isopropylbenzene	105	9.416	9.416	0.000	96	8691256	40.0	46.3	
91 1,1,2,2-Tetrachloroethane	83	9.712	9.712	0.000	96	1470957	40.0	38.3	
92 Bromobenzene	156	9.736	9.736	0.000	98	1956973	40.0	40.0	
94 1,2,3-Trichloropropane	110	9.771	9.771	0.000	83	533351	40.0	40.5	
93 trans-1,4-Dichloro-2-buten	53	9.771	9.771	0.000	76	537989	40.0	44.9	
95 N-Propylbenzene	120	9.819	9.819	0.000	99	2246139	40.0	44.0	
96 2-Chlorotoluene	126	9.914	9.914	0.000	95	1871886	40.0	41.2	
97 1,3,5-Trimethylbenzene	105	9.985	9.985	0.000	92	7346306	40.0	40.2	
98 4-Chlorotoluene	126	10.020	10.020	0.000	98	1984812	40.0	40.7	
99 tert-Butylbenzene	119	10.305	10.305	0.000	92	5923776	40.0	44.6	
101 1,2,4-Trimethylbenzene	105	10.352	10.353	-0.001	96	7655457	40.0	40.2	
102 sec-Butylbenzene	105	10.530	10.530	0.000	94	8511268	40.0	44.4	

Compound	Sig	RT (min.)	Exp RT (min.)	Dlt RT (min.)	Q	Response	Cal Amt ug/l	OnCol Amt ug/l	Flags
103 1,3-Dichlorobenzene	146	10.649	10.649	0.000	97	3819907	40.0	38.7	
104 4-Isopropyltoluene	119	10.661	10.661	0.000	97	7213350	40.0	44.7	
105 1,4-Dichlorobenzene	146	10.744	10.744	0.000	95	3977831	40.0	37.8	
108 n-Butylbenzene	91	11.076	11.076	0.000	98	6302964	40.0	46.0	
109 1,2-Dichlorobenzene	146	11.111	11.111	0.000	96	3560042	40.0	37.8	
111 1,2-Dibromo-3-Chloropropan	157	11.894	11.894	0.000	82	232580	40.0	45.0	
113 1,2,4-Trichlorobenzene	180	12.724	12.724	0.000	95	2186184	40.0	45.0	
114 Hexachlorobutadiene	225	12.878	12.878	0.000	96	1048199	40.0	36.0	
115 Naphthalene	128	12.985	12.985	0.000	99	4877293	40.0	42.1	
116 1,2,3-Trichlorobenzene	180	13.246	13.246	0.000	97	2016908	40.0	42.4	
S 128 1,2-Dichloroethene, Total	96				0			76.8	
S 129 1,3-Dichloropropene, Total	75				0			93.4	
S 130 Xylenes, Total	106				0		80.0	88.9	
S 131 Trihalomethanes, Total	1				0		160.0	175.1	
S 158 Total BTEX	1		0.000				200.0	ND	

QC Flag Legend

Processing Flags

ND - Not Detected or Marked ND

Review Flags

U - Marked Undetected

Reagents:

VMAROLISTDW_00300	Amount Added:	32.00	Units: uL
VMRPRIMW_00338	Amount Added:	32.00	Units: uL
VMRGAS_00296	Amount Added:	32.00	Units: uL
vm50ss_00366	Amount Added:	32.00	Units: uL
vm50is_stk_A_00004	Amount Added:	1.00	Units: uL

Report Date: 12-Jun-2019 13:07:10 Chrom Revision: 2.3 03-May-2019 15:52:00

Eurofins TestAmerica, Canton

Data File: \\chromna\Canton\ChromData\A3UX17\20190611-88015.b\UXR8410.D

Injection Date:	11-Jun-2019 17:37:30	Instrument ID:	A3UX17	Operator ID:	001644
Lims ID:	STD8260 L7			Worklist Smp#:	2
Client ID:					
Purge Vol:	5.000 mL	Dil. Factor:	1.0000	ALS Bottle#:	1
Method:	8260_17	Limit Group:	MSV 8260B ICAL		

Column: DB-624 (0.18 mm)

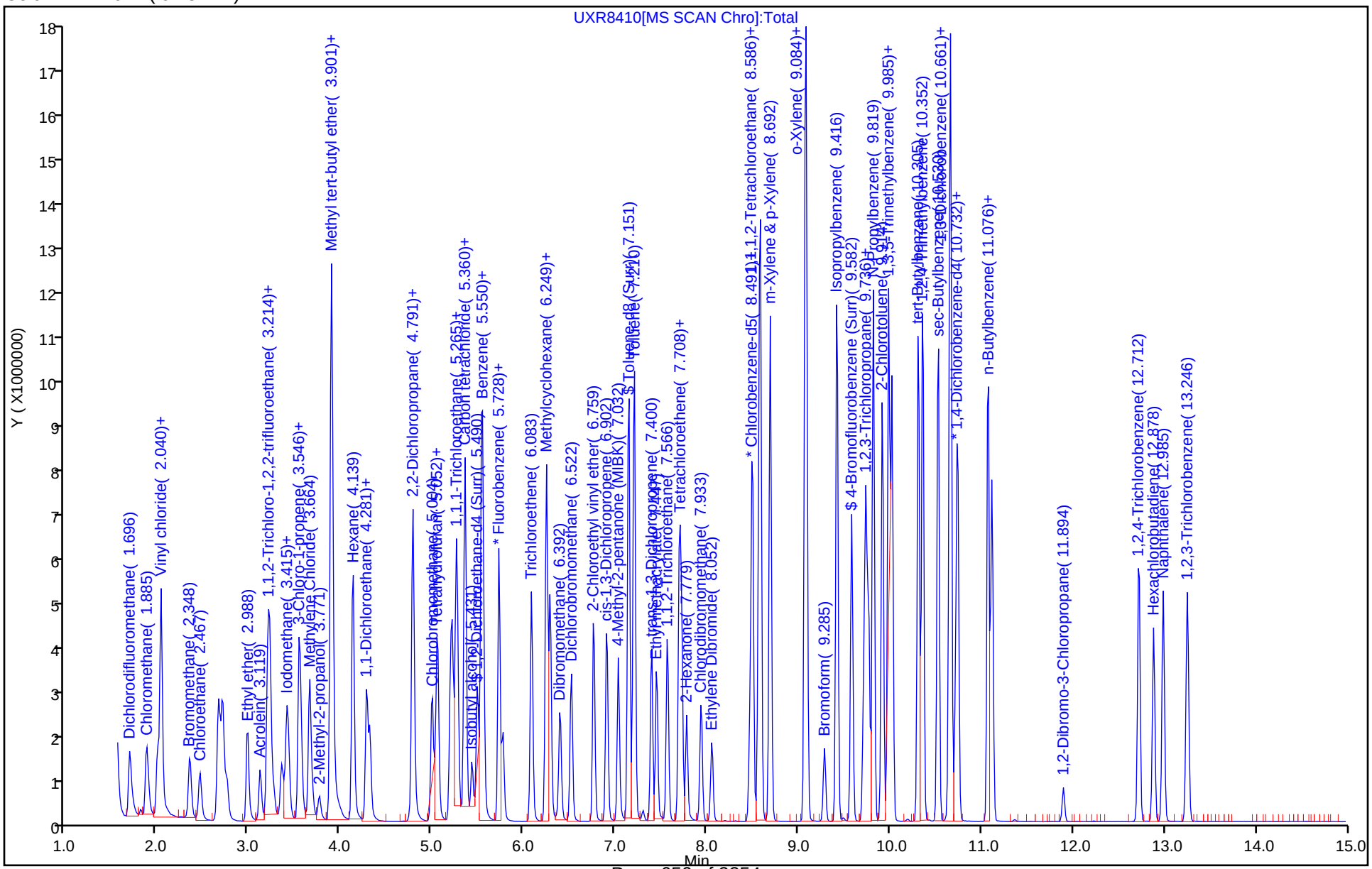

User Disabled Compound Report

Eurofins TestAmerica, Canton

Data File: \\chromna\Canton\ChromData\A3UX17\20190611-88015.b\UXR8410.D
Injection Date: 11-Jun-2019 17:37:30 Instrument ID: A3UX17
Lims ID: STD8260 L7
Client ID:
Operator ID: 001644 ALS Bottle#: 1 Worklist Smp#: 2
Purge Vol: 5.000 mL Dil. Factor: 1.0000
Method: 8260_17 Limit Group: MSV 8260B ICAL
Column: DB-624 (0.18 mm) Detector MS SCAN

63 1,4-Dioxane, CAS: 123-91-1

Processing Results

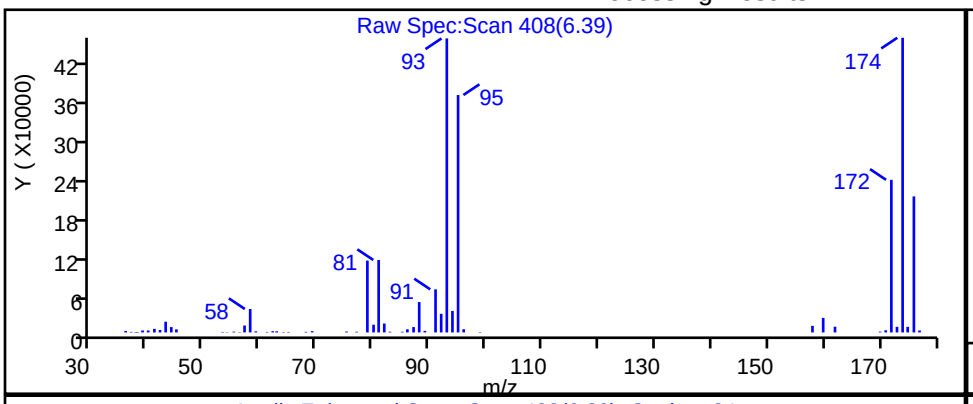

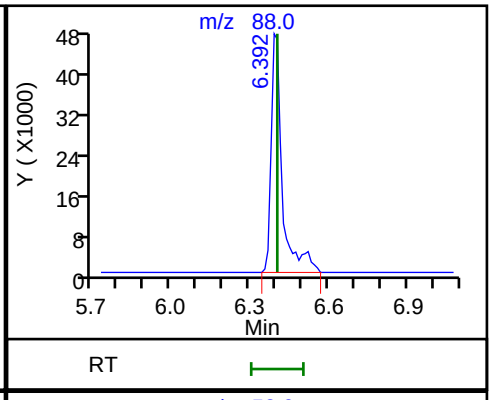

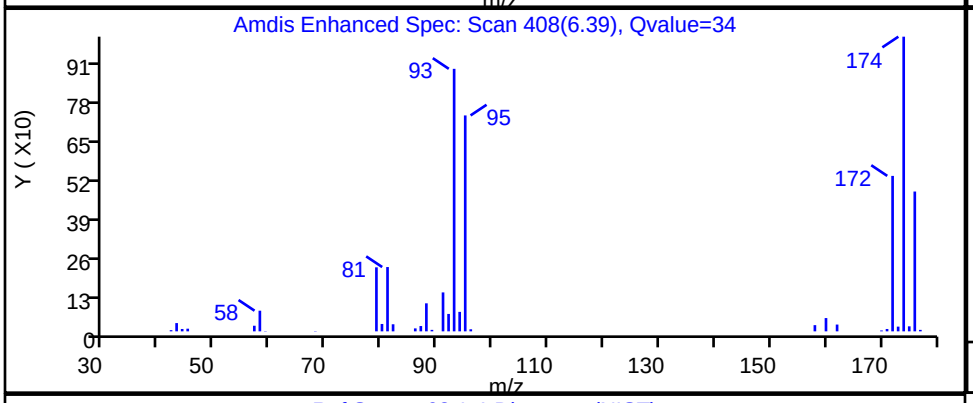

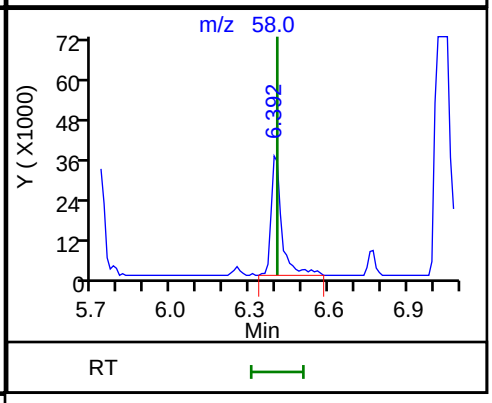

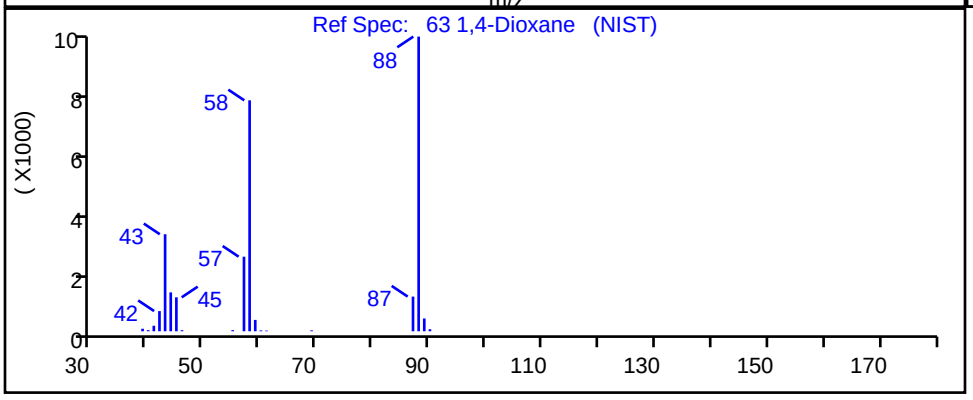

RT	Mass	Response	Amount
6.39	88.00	139467	378.3832
6.39	58.00	104245	

Reviewer: williamsla, 12-Jun-2019 12:18:20
Audit Action: Marked Compound Undetected Audit Reason: Invalid Compound ID

Eurofins TestAmerica, Canton
Target Compound Quantitation Report

Data File: \\chromna\Canton\ChromData\A3UX17\20190611-88015.b\UXR8411.D
Lims ID: STD8260 L6
Client ID:
Sample Type: IC Calib Level: 6
Inject. Date: 11-Jun-2019 18:01:30 ALS Bottle#: 2 Worklist Smp#: 3
Purge Vol: 5.000 mL Dil. Factor: 1.0000
Sample Info: 240-0088015-003
Operator ID: 001644 Instrument ID: A3UX17
Sublist: chrom-8260_17*sub42

Method: \\chromna\Canton\ChromData\A3UX17\20190611-88015.b\8260_17.m
Limit Group: MSV 8260B ICAL
Last Update: 12-Jun-2019 13:07:20 Calib Date: 11-Jun-2019 23:10:30
Integrator: RTE ID Type: Deconvolution ID
Quant Method: Internal Standard Quant By: Initial Calibration
Last ICal File: \\chromna\Canton\ChromData\A3UX17\20190611-88015.b\UXR8424.D

Column 1 : DB-624 (0.18 mm) Det: MS SCAN
Process Host: CTX0319

Compound	Sig	RT (min.)	Exp RT (min.)	Dlt RT (min.)	Q	Response	Cal Amt ug/l	OnCol Amt ug/l	Flags
* 1 Fluorobenzene	96	5.775	5.775	0.000	99	1795885	10.0	10.0	
* 2 Chlorobenzene-d5	117	8.467	8.467	0.000	88	1279258	10.0	10.0	
* 3 1,4-Dichlorobenzene-d4	152	10.720	10.720	0.000	95	680642	10.0	10.0	
$ 4 Dibromofluoromethane (Surr	113	5.194	5.194	0.000	93	858871	20.0	20.4	
$ 5 1,2-Dichloroethane-d4 (Sur	65	5.490	5.491	-0.001	98	1146449	20.0	19.0	
$ 6 Toluene-d8 (Surr)	98	7.151	7.151	0.000	94	3519672	20.0	21.2	
$ 7 4-Bromofluorobenzene (Surr	95	9.582	9.582	0.000	86	1339738	20.0	21.8	
9 Dichlorodifluoromethane	85	1.696	1.696	0.000	99	1268617	20.0	20.2	
10 Chloromethane	50	1.885	1.886	-0.001	99	1461109	20.0	20.2	
11 Vinyl chloride	62	2.004	2.004	0.000	97	1237030	20.0	20.1	
119 Butadiene	54	2.040	2.040	0.000	90	1334883	20.0	19.6	
12 Bromomethane	94	2.348	2.360	-0.012	93	631835	20.0	18.2	
13 Chloroethane	64	2.466	2.467	-0.001	99	680414	20.0	19.3	
14 Dichlorofluoromethane	67	2.668	2.668	0.000	98	1644468	20.0	19.5	
15 Trichlorofluoromethane	101	2.715	2.716	-0.001	98	1710678	20.0	20.3	
16 Ethyl ether	59	2.988	2.988	0.000	93	753796	20.0	18.2	
18 Acrolein	56	3.119	3.119	0.000	98	684707	100.0	104.7	
19 1,1-Dichloroethene	96	3.202	3.202	0.000	95	806911	20.0	18.3	
20 1,1,2-Trichloro-1,2,2-trif	151	3.225	3.226	-0.001	94	625291	20.0	19.1	
21 Acetone	43	3.273	3.273	0.000	100	372375	40.0	37.3	
22 Iodomethane	142	3.356	3.356	0.000	98	1149721	20.0	18.4	
23 Carbon disulfide	76	3.415	3.415	0.000	100	2290492	20.0	18.6	
25 3-Chloro-1-propene	76	3.546	3.546	0.000	90	477003	20.0	19.6	
26 Methyl acetate	43	3.569	3.569	0.000	99	1062938	40.0	35.9	
27 Methylene Chloride	84	3.664	3.664	0.000	98	861669	20.0	19.1	
28 2-Methyl-2-propanol	59	3.771	3.771	0.000	91	372668	200.0	209.4	
29 Acrylonitrile	53	3.901	3.901	0.000	99	2823291	200.0	183.6	
30 Methyl tert-butyl ether	73	3.901	3.901	0.000	94	1789494	20.0	18.8	
31 trans-1,2-Dichloroethene	96	3.913	3.913	0.000	96	855282	20.0	18.5	
32 Hexane	86	4.139	4.139	-0.001	93	231189	20.0	19.5	
33 1,1-Dichloroethane	63	4.281	4.281	0.000	97	1577223	20.0	18.2	
34 Vinyl acetate	43	4.316	4.317	-0.001	97	1345313	20.0	20.5	

Compound	Sig	RT (min.)	Exp RT (min.)	Dlt RT (min.)	Q	Response	Cal Amt ug/l	OnCol Amt ug/l	Flags
38 2,2-Dichloropropane	97	4.791	4.791	0.000	56	167637	20.0	18.7	
39 cis-1,2-Dichloroethene	96	4.791	4.791	0.000	84	908038	20.0	17.9	
40 2-Butanone (MEK)	43	4.803	4.803	0.000	99	584472	40.0	37.5	
44 Chlorobromomethane	128	5.004	5.004	0.000	96	396423	20.0	18.2	
45 Tetrahydrofuran	42	5.040	5.040	0.000	96	344994	40.0	37.6	
46 Chloroform	83	5.063	5.064	-0.001	93	1541518	20.0	18.1	
47 1,1,1-Trichloroethane	97	5.218	5.218	0.000	98	1183624	20.0	19.0	
48 Cyclohexane	56	5.265	5.265	0.000	93	1774937	20.0	20.6	
49 1,1-Dichloropropene	75	5.360	5.360	0.000	93	1188509	20.0	19.1	
50 Carbon tetrachloride	117	5.360	5.360	0.000	88	1055760	20.0	19.2	
51 Isobutyl alcohol	41	5.431	5.431	0.000	91	469102	500.0	521.7	
52 Benzene	78	5.538	5.538	0.000	97	3580478	20.0	18.3	
53 1,2-Dichloroethane	62	5.562	5.562	0.000	98	1347535	20.0	18.5	
55 n-Heptane	100	5.728	5.728	0.000	94	233615	20.0	21.1	
57 Trichloroethene	130	6.083	6.083	0.000	97	860299	20.0	18.0	
59 Methylcyclohexane	83	6.249	6.249	0.000	94	1435254	20.0	20.5	
60 1,2-Dichloropropane	63	6.285	6.285	0.000	93	900308	20.0	18.6	
62 Dibromomethane	93	6.392	6.392	0.000	95	461752	20.0	18.1	
63 1,4-Dioxane	88	6.403	6.404	-0.001	45	186326	400.0	444.3	
64 Dichlorobromomethane	83	6.522	6.522	0.000	99	1084209	20.0	19.5	
66 2-Chloroethyl vinyl ether	63	6.771	6.771	0.000	92	925764	40.0	42.6	
67 cis-1,3-Dichloropropene	75	6.913	6.914	-0.001	93	1201461	20.0	21.0	
68 4-Methyl-2-pentanone (MIBK	43	7.032	7.032	0.000	96	1209779	40.0	41.9	
69 Toluene	91	7.210	7.210	0.000	97	3895146	20.0	19.3	
70 trans-1,3-Dichloropropene	75	7.400	7.400	0.000	96	1027547	20.0	20.7	
71 Ethyl methacrylate	69	7.459	7.447	0.012	93	825605	20.0	21.6	
72 1,1,2-Trichloroethane	97	7.566	7.566	0.000	93	673403	20.0	17.9	
73 Tetrachloroethene	164	7.696	7.696	0.000	96	717027	20.0	17.8	
75 1,3-Dichloropropane	76	7.720	7.720	0.000	96	1226905	20.0	18.0	
76 2-Hexanone	43	7.779	7.779	0.000	96	778439	40.0	42.0	
78 Chlorodibromomethane	129	7.933	7.933	0.000	91	675573	20.0	19.2	
79 Ethylene Dibromide	107	8.052	8.052	0.000	98	648417	20.0	19.0	
81 Chlorobenzene	112	8.502	8.503	-0.001	93	2335588	20.0	17.9	
82 1,1,1,2-Tetrachloroethane	131	8.574	8.574	0.000	92	758679	20.0	18.4	
83 Ethylbenzene	106	8.585	8.586	-0.001	99	1304430	20.0	20.0	
84 m-Xylene & p-Xylene	106	8.692	8.692	0.000	99	1615205	20.0	19.8	
85 o-Xylene	106	9.072	9.072	0.000	95	1524293	20.0	20.4	
86 Styrene	104	9.084	9.084	0.000	95	2690255	20.0	20.8	
87 Bromoform	173	9.285	9.285	0.000	96	380085	20.0	19.5	
89 Isopropylbenzene	105	9.416	9.416	0.000	96	4127840	20.0	20.7	
91 1,1,2,2-Tetrachloroethane	83	9.712	9.712	0.000	95	729011	20.0	18.4	
92 Bromobenzene	156	9.736	9.736	0.000	97	961926	20.0	19.1	
94 1,2,3-Trichloropropane	110	9.771	9.771	0.000	84	253771	20.0	18.7	
93 trans-1,4-Dichloro-2-buten	53	9.771	9.771	0.000	71	246369	20.0	20.0	
95 N-Propylbenzene	120	9.819	9.819	0.000	99	1097993	20.0	20.9	
96 2-Chlorotoluene	126	9.914	9.914	0.000	95	909255	20.0	19.5	
97 1,3,5-Trimethylbenzene	105	9.985	9.985	0.000	92	3566251	20.0	19.1	
98 4-Chlorotoluene	126	10.020	10.020	0.000	99	966585	20.0	19.3	
99 tert-Butylbenzene	119	10.317	10.305	0.012	92	2887571	20.0	21.1	
101 1,2,4-Trimethylbenzene	105	10.352	10.353	-0.001	96	3683345	20.0	19.0	
102 sec-Butylbenzene	105	10.530	10.530	0.000	95	4100206	20.0	20.8	
103 1,3-Dichlorobenzene	146	10.649	10.649	0.000	97	1886869	20.0	18.6	

Compound	Sig	RT (min.)	Exp RT (min.)	Dlt RT (min.)	Q	Response	Cal Amt ug/l	OnCol Amt ug/l	Flags
104 4-Isopropyltoluene	119	10.661	10.661	0.000	97	3513614	20.0	21.1	
105 1,4-Dichlorobenzene	146	10.744	10.744	0.000	95	1944524	20.0	18.0	
108 n-Butylbenzene	91	11.076	11.076	0.000	98	3057877	20.0	21.7	
109 1,2-Dichlorobenzene	146	11.111	11.111	0.000	96	1785735	20.0	18.4	
111 1,2-Dibromo-3-Chloropropan	157	11.894	11.894	0.000	78	106515	20.0	20.0	
113 1,2,4-Trichlorobenzene	180	12.724	12.724	0.000	95	1051592	20.0	21.0	
114 Hexachlorobutadiene	225	12.878	12.878	0.000	96	531786	20.0	17.7	
115 Naphthalene	128	12.985	12.985	0.000	99	2226488	20.0	19.2	
116 1,2,3-Trichlorobenzene	180	13.246	13.246	0.000	96	1023954	20.0	20.9	
S 128 1,2-Dichloroethene, Total	96				0			36.4	
S 129 1,3-Dichloropropene, Total	75				0			41.7	
S 130 Xylenes, Total	106				0		40.0	40.2	
S 131 Trihalomethanes, Total	1				0		80.0	76.3	
S 158 Total BTEX	1		0.000				100.0	ND	

Reagents:

VMAROLISTDW_00300	Amount Added:	16.00	Units: uL
VMRPRIMW_00338	Amount Added:	16.00	Units: uL
VMRGAS_00296	Amount Added:	16.00	Units: uL
vm50ss_00366	Amount Added:	16.00	Units: uL
vm50is_stk_A_00004	Amount Added:	1.00	Units: uL

Report Date: 12-Jun-2019 13:07:23 Chrom Revision: 2.3 03-May-2019 15:52:00

Eurofins TestAmerica, Canton

Data File: \\chromna\Canton\ChromData\A3UX17\20190611-88015.b\UXR8411.D

Injection Date:	11-Jun-2019 18:01:30	Instrument ID:	A3UX17	Operator ID:	001644
Lims ID:	STD8260 L6			Worklist Smp#:	3
Client ID:					
Purge Vol:	5.000 mL	Dil. Factor:	1.0000	ALS Bottle#:	2
Method:	8260_17	Limit Group:	MSV 8260B ICAL		

Column: DB-624 (0.18 mm)

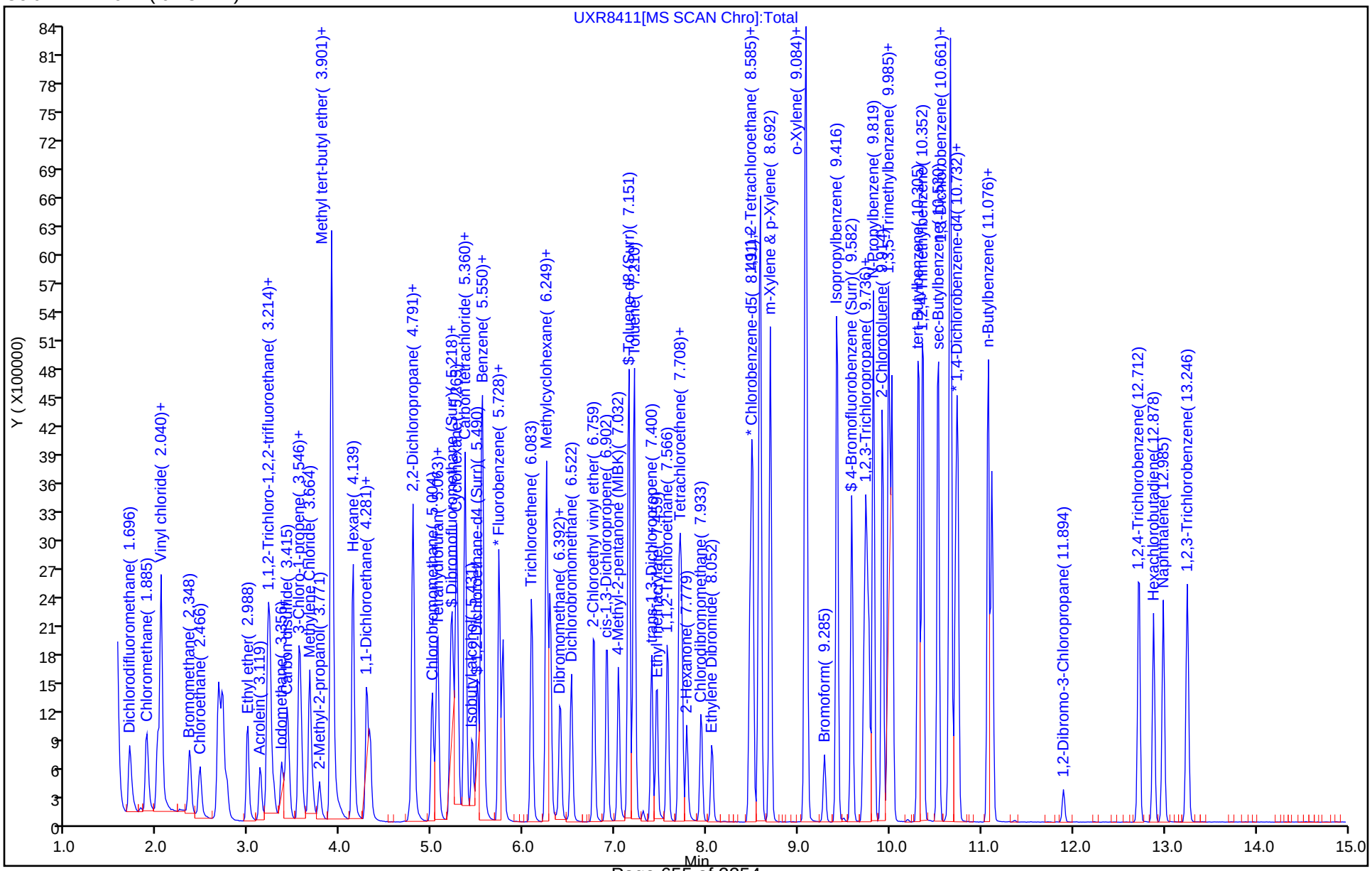

Eurofins TestAmerica, Canton
Target Compound Quantitation Report

Data File: \\chromna\Canton\ChromData\A3UX17\20190611-88015.b\UXR8412.D
Lims ID: STD8260 L5
Client ID:
Sample Type: ICIS Calib Level: 5
Inject. Date: 11-Jun-2019 18:25:30 ALS Bottle#: 3 Worklist Smp#: 4
Purge Vol: 5.000 mL Dil. Factor: 1.0000
Sample Info: 240-0088015-004
Operator ID: 001644 Instrument ID: A3UX17
Sublist: chrom-8260_17*sub42

Method: \\chromna\Canton\ChromData\A3UX17\20190611-88015.b\8260_17.m
Limit Group: MSV 8260B ICAL
Last Update: 12-Jun-2019 13:07:34 Calib Date: 11-Jun-2019 23:10:30
Integrator: RTE ID Type: Deconvolution ID
Quant Method: Internal Standard Quant By: Initial Calibration
Last ICal File: \\chromna\Canton\ChromData\A3UX17\20190611-88015.b\UXR8424.D

Column 1 : DB-624 (0.18 mm) Det: MS SCAN
Process Host: CTX0319

First Level Reviewer: williamsla Date: 12-Jun-2019 11:48:01

Compound	Sig	RT (min.)	Exp RT (min.)	Dlt RT (min.)	Q	Response	Cal Amt ug/l	OnCol Amt ug/l	Flags
* 1 Fluorobenzene	96	5.775	5.775	0.000	98	1832420	10.0	10.0	
* 2 Chlorobenzene-d5	117	8.467	8.467	0.000	88	1276440	10.0	10.0	
* 3 1,4-Dichlorobenzene-d4	152	10.720	10.720	0.000	96	667379	10.0	10.0	
$ 4 Dibromofluoromethane (Surr	113	5.194	5.194	0.000	93	422100	10.0	9.84	
$ 5 1,2-Dichloroethane-d4 (Sur	65	5.491	5.491	0.000	98	558133	10.0	9.08	
$ 6 Toluene-d8 (Surr)	98	7.151	7.151	0.000	94	1697521	10.0	10.3	
$ 7 4-Bromofluorobenzene (Surr	95	9.582	9.582	0.000	86	641849	10.0	10.5	
9 Dichlorodifluoromethane	85	1.696	1.696	0.000	99	625256	10.0	9.76	
10 Chloromethane	50	1.886	1.886	0.000	99	710673	10.0	9.62	
11 Vinyl chloride	62	2.004	2.004	0.000	97	599148	10.0	9.56	
119 Butadiene	54	2.040	2.040	0.000	89	668126	10.0	9.60	
12 Bromomethane	94	2.360	2.360	0.000	91	342112	10.0	9.65	
13 Chloroethane	64	2.467	2.467	0.000	99	353611	10.0	9.81	
14 Dichlorofluoromethane	67	2.668	2.668	0.000	97	828429	10.0	9.65	
15 Trichlorofluoromethane	101	2.716	2.716	0.000	98	823724	10.0	9.57	
16 Ethyl ether	59	2.988	2.988	0.000	95	429216	10.0	10.2	
18 Acrolein	56	3.119	3.119	0.000	99	323156	50.0	48.4	
19 1,1-Dichloroethene	96	3.202	3.202	0.000	95	458558	10.0	10.2	
20 1,1,2-Trichloro-1,2,2-trif	151	3.226	3.226	0.000	93	340824	10.0	10.2	
21 Acetone	43	3.273	3.273	0.000	100	207599	20.0	19.4	
22 Iodomethane	142	3.356	3.356	0.000	98	646705	10.0	10.2	
23 Carbon disulfide	76	3.415	3.415	0.000	100	1262893	10.0	10.1	
25 3-Chloro-1-propene	76	3.546	3.546	0.000	91	267175	10.0	10.8	
26 Methyl acetate	43	3.569	3.569	0.000	99	609166	20.0	20.2	
27 Methylene Chloride	84	3.664	3.664	0.000	99	493349	10.0	10.4	
28 2-Methyl-2-propanol	59	3.771	3.771	0.000	90	178174	100.0	98.1	
29 Acrylonitrile	53	3.901	3.901	0.000	100	1598662	100.0	101.9	
30 Methyl tert-butyl ether	73	3.901	3.901	0.000	95	990260	10.0	10.2	
31 trans-1,2-Dichloroethene	96	3.913	3.913	0.000	95	473108	10.0	10.1	
32 Hexane	86	4.139	4.139	0.000	93	132656	10.0	11.0	
33 1,1-Dichloroethane	63	4.281	4.281	0.000	97	908980	10.0	10.3	

Compound	Sig	RT (min.)	Exp RT (min.)	Dlt RT (min.)	Q	Response	Cal Amt ug/l	OnCol Amt ug/l	Flags
34 Vinyl acetate	43	4.317	4.317	0.000	97	699913	10.0	10.4	
38 2,2-Dichloropropane	97	4.791	4.791	0.000	54	90291	10.0	9.86	
39 cis-1,2-Dichloroethene	96	4.791	4.791	0.000	84	525043	10.0	10.1	
40 2-Butanone (MEK)	43	4.803	4.803	0.000	99	310821	20.0	19.5	
44 Chlorobromomethane	128	5.004	5.004	0.000	94	226551	10.0	10.2	
45 Tetrahydrofuran	42	5.040	5.040	0.000	93	191578	20.0	20.4	
46 Chloroform	83	5.064	5.064	0.000	93	892368	10.0	10.3	
47 1,1,1-Trichloroethane	97	5.218	5.218	0.000	98	666591	10.0	10.5	
48 Cyclohexane	56	5.265	5.265	0.000	93	976937	10.0	11.1	
50 Carbon tetrachloride	117	5.360	5.360	0.000	86	590220	10.0	10.5	
49 1,1-Dichloropropene	75	5.360	5.360	0.000	92	669412	10.0	10.5	
51 Isobutyl alcohol	41	5.431	5.431	0.000	90	225260	250.0	232.4	
52 Benzene	78	5.538	5.538	0.000	98	2033550	10.0	10.2	
53 1,2-Dichloroethane	62	5.562	5.562	0.000	97	745794	10.0	10.0	
55 n-Heptane	100	5.728	5.728	0.000	94	129356	10.0	11.4	
57 Trichloroethene	130	6.083	6.083	0.000	97	493505	10.0	10.1	
59 Methylcyclohexane	83	6.249	6.249	0.000	95	796114	10.0	11.1	
60 1,2-Dichloropropane	63	6.285	6.285	0.000	93	487049	10.0	9.84	
62 Dibromomethane	93	6.392	6.392	0.000	94	265061	10.0	10.2	
63 1,4-Dioxane	88	6.404	6.404	0.000	43	83603	200.0	195.4	
64 Dichlorobromomethane	83	6.522	6.522	0.000	98	583903	10.0	10.3	
66 2-Chloroethyl vinyl ether	63	6.771	6.771	0.000	92	501890	20.0	22.6	
67 cis-1,3-Dichloropropene	75	6.914	6.914	0.000	93	618462	10.0	10.6	
68 4-Methyl-2-pentanone (MIBK	43	7.032	7.032	0.000	97	661267	20.0	22.4	
69 Toluene	91	7.210	7.210	0.000	98	2154041	10.0	10.7	
70 trans-1,3-Dichloropropene	75	7.400	7.400	0.000	96	544014	10.0	11.0	
71 Ethyl methacrylate	69	7.447	7.447	0.000	92	419557	10.0	11.0	
72 1,1,2-Trichloroethane	97	7.566	7.566	0.000	94	386499	10.0	10.3	
73 Tetrachloroethene	164	7.696	7.696	0.000	96	426274	10.0	10.6	
75 1,3-Dichloropropane	76	7.720	7.720	0.000	95	691557	10.0	10.2	
76 2-Hexanone	43	7.779	7.779	0.000	94	414493	20.0	22.4	
78 Chlorodibromomethane	129	7.933	7.933	0.000	90	381660	10.0	10.9	
79 Ethylene Dibromide	107	8.052	8.052	0.000	98	361638	10.0	10.6	
81 Chlorobenzene	112	8.503	8.503	0.000	93	1327481	10.0	10.2	
82 1,1,1,2-Tetrachloroethane	131	8.574	8.574	0.000	92	433227	10.0	10.5	
83 Ethylbenzene	106	8.586	8.586	0.000	99	725443	10.0	11.1	
84 m-Xylene & p-Xylene	106	8.692	8.692	0.000	100	899057	10.0	11.1	
85 o-Xylene	106	9.072	9.072	0.000	98	855424	10.0	11.5	
86 Styrene	104	9.084	9.084	0.000	93	1453887	10.0	11.3	
87 Bromoform	173	9.285	9.285	0.000	96	196275	10.0	10.1	
89 Isopropylbenzene	105	9.416	9.416	0.000	96	2222518	10.0	11.2	
91 1,1,2,2-Tetrachloroethane	83	9.712	9.712	0.000	95	412733	10.0	10.6	
92 Bromobenzene	156	9.736	9.736	0.000	97	527551	10.0	10.7	
94 1,2,3-Trichloropropane	110	9.771	9.771	0.000	84	140303	10.0	10.5	
93 trans-1,4-Dichloro-2-buten	53	9.771	9.771	0.000	68	140457	10.0	11.6	
95 N-Propylbenzene	120	9.819	9.819	0.000	99	591960	10.0	11.5	
96 2-Chlorotoluene	126	9.914	9.914	0.000	95	503816	10.0	11.0	
97 1,3,5-Trimethylbenzene	105	9.985	9.985	0.000	93	1906940	10.0	10.6	
98 4-Chlorotoluene	126	10.020	10.020	0.000	99	548851	10.0	11.2	
99 tert-Butylbenzene	119	10.305	10.305	0.000	92	1548713	10.0	11.6	
101 1,2,4-Trimethylbenzene	105	10.353	10.353	0.000	96	2023471	10.0	10.8	
102 sec-Butylbenzene	105	10.530	10.530	0.000	95	2251713	10.0	11.6	

Compound	Sig	RT (min.)	Exp RT (min.)	Dlt RT (min.)	Q	Response	Cal Amt ug/l	OnCol Amt ug/l	Flags
103 1,3-Dichlorobenzene	146	10.649	10.649	0.000	96	1081355	10.0	10.9	
104 4-Isopropyltoluene	119	10.661	10.661	0.000	97	1911581	10.0	11.7	
105 1,4-Dichlorobenzene	146	10.744	10.744	0.000	94	1107986	10.0	10.4	
108 n-Butylbenzene	91	11.076	11.076	0.000	98	1615817	10.0	11.7	
109 1,2-Dichlorobenzene	146	11.111	11.111	0.000	97	1003564	10.0	10.6	
111 1,2-Dibromo-3-Chloropropan	157	11.894	11.894	0.000	81	56349	10.0	10.8	
113 1,2,4-Trichlorobenzene	180	12.724	12.724	0.000	95	546546	10.0	11.2	
114 Hexachlorobutadiene	225	12.878	12.878	0.000	97	303677	10.0	10.3	
115 Naphthalene	128	12.985	12.985	0.000	99	1072320	10.0	9.87	
116 1,2,3-Trichlorobenzene	180	13.246	13.246	0.000	96	557998	10.0	11.6	
S 130 Xylenes, Total	106				0		20.0	22.5	
S 131 Trihalomethanes, Total	1				0		40.0	41.5	
S 158 Total BTEX	1		0.000				50.0	ND	

Reagents:

VMAROLISTDW_00300	Amount Added:	8.00	Units: uL
VMRPRIMW_00338	Amount Added:	8.00	Units: uL
VMRGAS_00296	Amount Added:	8.00	Units: uL
vm50ss_00366	Amount Added:	8.00	Units: uL
vm50is_stk_A_00004	Amount Added:	1.00	Units: uL

Report Date: 12-Jun-2019 13:07:37 Chrom Revision: 2.3 03-May-2019 15:52:00

Eurofins TestAmerica, Canton

Data File: \\chromna\Canton\ChromData\A3UX17\20190611-88015.b\UXR8412.D

Injection Date:	11-Jun-2019 18:25:30	Instrument ID:	A3UX17	Operator ID:	001644
Lims ID:	STD8260 L5			Worklist Smp#:	4
Client ID:					
Purge Vol:	5.000 mL	Dil. Factor:	1.0000	ALS Bottle#:	3
Method:	8260_17	Limit Group:	MSV 8260B ICAL		

Column: DB-624 (0.18 mm)

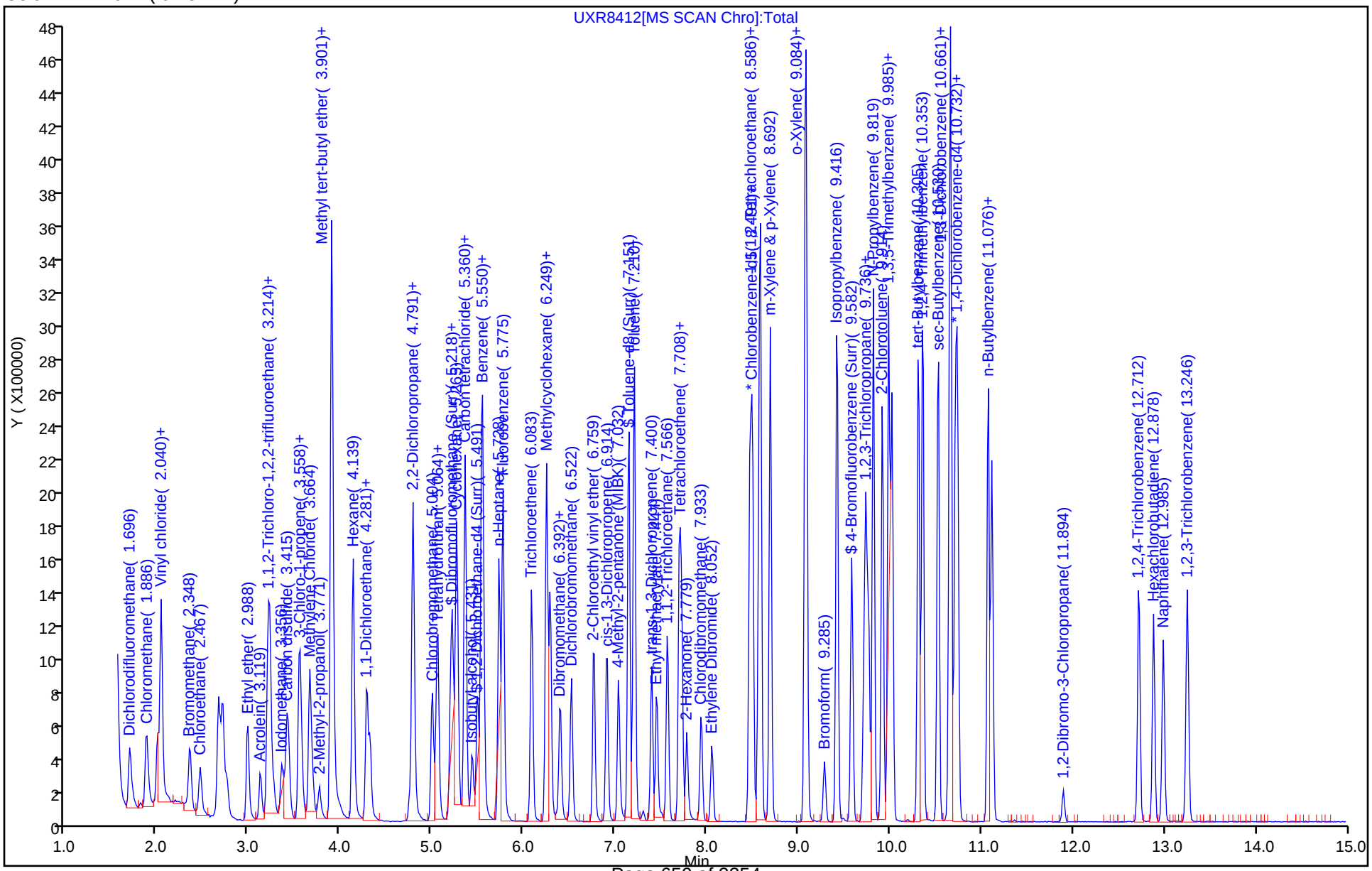

Eurofins TestAmerica, Canton
Target Compound Quantitation Report

Data File: \\chromna\Canton\ChromData\A3UX17\20190611-88015.b\UXR8413.D
Lims ID: STD8260 L4
Client ID:
Sample Type: IC Calib Level: 4
Inject. Date: 11-Jun-2019 18:49:30 ALS Bottle#: 4 Worklist Smp#: 5
Purge Vol: 5.000 mL Dil. Factor: 1.0000
Sample Info: 240-0088015-005
Operator ID: 001644 Instrument ID: A3UX17
Sublist: chrom-8260_17*sub42

Method: \\chromna\Canton\ChromData\A3UX17\20190611-88015.b\8260_17.m
Limit Group: MSV 8260B ICAL
Last Update: 12-Jun-2019 13:07:47 Calib Date: 11-Jun-2019 23:10:30
Integrator: RTE ID Type: Deconvolution ID
Quant Method: Internal Standard Quant By: Initial Calibration
Last ICal File: \\chromna\Canton\ChromData\A3UX17\20190611-88015.b\UXR8424.D

Column 1 : DB-624 (0.18 mm) Det: MS SCAN
Process Host: CTX0319

First Level Reviewer: williamsla Date: 12-Jun-2019 11:58:15

Compound	Sig	RT (min.)	Exp RT (min.)	Dlt RT (min.)	Q	Response	Cal Amt ug/l	OnCol Amt ug/l	Flags
* 1 Fluorobenzene	96	5.775	5.775	0.000	99	1808693	10.0	10.0	
* 2 Chlorobenzene-d5	117	8.467	8.467	0.000	88	1292019	10.0	10.0	
* 3 1,4-Dichlorobenzene-d4	152	10.720	10.720	0.000	96	690320	10.0	10.0	
$ 4 Dibromofluoromethane (Surr	113	5.206	5.206	0.000	94	216033	5.00	5.10	
$ 5 1,2-Dichloroethane-d4 (Sur	65	5.490	5.490	0.000	97	313361	5.00	5.16	
$ 6 Toluene-d8 (Surr)	98	7.151	7.151	0.000	94	860963	5.00	5.14	
$ 7 4-Bromofluorobenzene (Surr	95	9.582	9.582	0.000	88	313145	5.00	5.05	
9 Dichlorodifluoromethane	85	1.696	1.696	0.000	97	280838	5.00	4.44	
10 Chloromethane	50	1.885	1.885	0.000	99	371002	5.00	5.09	
11 Vinyl chloride	62	2.004	2.004	0.000	97	299622	5.00	4.84	
119 Butadiene	54	2.040	2.040	0.000	91	325927	5.00	4.75	
12 Bromomethane	94	2.360	2.360	0.000	92	184145	5.00	5.27	
13 Chloroethane	64	2.467	2.467	0.000	99	173088	5.00	4.87	
14 Dichlorofluoromethane	67	2.668	2.668	0.000	97	424630	5.00	5.01	
15 Trichlorofluoromethane	101	2.704	2.704	0.000	98	400443	5.00	4.71	
16 Ethyl ether	59	2.988	2.988	0.000	94	216439	5.00	5.20	
18 Acrolein	56	3.119	3.119	0.000	99	162734	25.0	24.7	
19 1,1-Dichloroethene	96	3.214	3.214	0.000	96	218830	5.00	4.93	
20 1,1,2-Trichloro-1,2,2-trif	151	3.225	3.225	0.000	93	166755	5.00	5.05	
21 Acetone	43	3.273	3.273	0.000	100	111481	10.0	9.55	
22 Iodomethane	142	3.356	3.356	0.000	99	319089	5.00	5.08	
23 Carbon disulfide	76	3.415	3.415	0.000	100	626780	5.00	5.06	
25 3-Chloro-1-propene	76	3.546	3.546	0.000	89	114515	5.00	4.67	
26 Methyl acetate	43	3.569	3.569	0.000	99	313110	10.0	10.5	
27 Methylene Chloride	84	3.664	3.664	0.000	98	267981	5.00	5.36	
28 2-Methyl-2-propanol	59	3.771	3.771	0.000	89	101289	50.0	56.5	
29 Acrylonitrile	53	3.901	3.901	0.000	97	782545	50.0	50.5	
30 Methyl tert-butyl ether	73	3.901	3.901	0.000	94	492303	5.00	5.15	
31 trans-1,2-Dichloroethene	96	3.913	3.913	0.000	95	248253	5.00	5.34	
32 Hexane	86	4.139	4.139	0.000	92	56672	5.00	4.75	
33 1,1-Dichloroethane	63	4.281	4.281	0.000	97	456954	5.00	5.24	

Compound	Sig	RT (min.)	Exp RT (min.)	Dlt RT (min.)	Q	Response	Cal Amt ug/l	OnCol Amt ug/l	Flags
34 Vinyl acetate	43	4.328	4.328	0.000	97	330216	5.00	4.99	
38 2,2-Dichloropropane	97	4.791	4.791	0.000	53	42799	5.00	4.73	
39 cis-1,2-Dichloroethene	96	4.791	4.791	0.000	84	257971	5.00	5.05	
40 2-Butanone (MEK)	43	4.803	4.803	0.000	99	156096	10.0	9.93	
44 Chlorobromomethane	128	5.004	5.004	0.000	95	113112	5.00	5.17	
45 Tetrahydrofuran	42	5.040	5.040	0.000	96	87515	10.0	9.46	
46 Chloroform	83	5.064	5.064	0.000	92	448024	5.00	5.23	
47 1,1,1-Trichloroethane	97	5.218	5.218	0.000	96	316855	5.00	5.05	
48 Cyclohexane	56	5.265	5.265	0.000	93	420655	5.00	4.85	
49 1,1-Dichloropropene	75	5.360	5.360	0.000	93	323959	5.00	5.16	
50 Carbon tetrachloride	117	5.360	5.360	0.000	82	272347	5.00	4.91	
51 Isobutyl alcohol	41	5.443	5.443	0.000	90	123989	125.0	127.6	
52 Benzene	78	5.538	5.538	0.000	97	1024763	5.00	5.19	
53 1,2-Dichloroethane	62	5.562	5.562	0.000	97	379289	5.00	5.16	
55 n-Heptane	100	5.728	5.728	0.000	93	54315	5.00	4.86	
57 Trichloroethene	130	6.083	6.083	0.000	98	246601	5.00	5.11	
59 Methylcyclohexane	83	6.249	6.249	0.000	94	339130	5.00	4.81	
60 1,2-Dichloropropane	63	6.285	6.285	0.000	93	254673	5.00	5.21	
62 Dibromomethane	93	6.392	6.392	0.000	95	133132	5.00	5.17	
63 1,4-Dioxane	88	6.404	6.404	0.000	44	49729	100.0	117.7	
64 Dichlorobromomethane	83	6.522	6.522	0.000	98	285784	5.00	5.09	
66 2-Chloroethyl vinyl ether	63	6.771	6.771	0.000	92	219452	10.0	10.0	
67 cis-1,3-Dichloropropene	75	6.913	6.913	0.000	93	291082	5.00	5.06	
68 4-Methyl-2-pentanone (MIBK	43	7.032	7.032	0.000	97	289939	10.0	9.96	
69 Toluene	91	7.210	7.210	0.000	99	1025973	5.00	5.02	
70 trans-1,3-Dichloropropene	75	7.400	7.400	0.000	95	242101	5.00	4.82	
71 Ethyl methacrylate	69	7.459	7.459	0.000	92	184437	5.00	4.79	
72 1,1,2-Trichloroethane	97	7.578	7.578	0.000	94	197588	5.00	5.21	
73 Tetrachloroethene	164	7.696	7.696	0.000	97	202280	5.00	4.96	
75 1,3-Dichloropropane	76	7.720	7.720	0.000	95	336864	5.00	4.90	
76 2-Hexanone	43	7.779	7.779	0.000	95	188907	10.0	10.1	
78 Chlorodibromomethane	129	7.933	7.933	0.000	90	180281	5.00	5.08	
79 Ethylene Dibromide	107	8.052	8.052	0.000	99	172986	5.00	5.03	
81 Chlorobenzene	112	8.503	8.503	0.000	93	666613	5.00	5.07	
82 1,1,1,2-Tetrachloroethane	131	8.574	8.574	0.000	91	202546	5.00	4.86	
83 Ethylbenzene	106	8.586	8.586	0.000	99	337933	5.00	5.12	
84 m-Xylene & p-Xylene	106	8.692	8.692	0.000	100	420690	5.00	5.11	
85 o-Xylene	106	9.072	9.072	0.000	95	386311	5.00	5.12	
86 Styrene	104	9.084	9.084	0.000	93	678497	5.00	5.19	
87 Bromoform	173	9.285	9.285	0.000	95	98413	5.00	5.01	
89 Isopropylbenzene	105	9.427	9.427	0.000	96	1039318	5.00	5.16	
91 1,1,2,2-Tetrachloroethane	83	9.712	9.712	0.000	96	201864	5.00	5.03	
92 Bromobenzene	156	9.736	9.736	0.000	96	261544	5.00	5.12	
94 1,2,3-Trichloropropane	110	9.771	9.771	0.000	84	68129	5.00	4.95	
93 trans-1,4-Dichloro-2-buten	53	9.771	9.771	0.000	67	63038	5.00	5.04	
95 N-Propylbenzene	120	9.819	9.819	0.000	99	280098	5.00	5.25	
96 2-Chlorotoluene	126	9.914	9.914	0.000	95	250065	5.00	5.27	
97 1,3,5-Trimethylbenzene	105	9.985	9.985	0.000	93	910286	5.00	5.08	
98 4-Chlorotoluene	126	10.020	10.020	0.000	99	264005	5.00	5.19	
99 tert-Butylbenzene	119	10.317	10.317	0.000	91	696300	5.00	5.03	
101 1,2,4-Trimethylbenzene	105	10.364	10.364	0.000	96	965376	5.00	5.16	
102 sec-Butylbenzene	105	10.530	10.530	0.000	95	1006692	5.00	5.03	

Compound	Sig	RT (min.)	Exp RT (min.)	Dlt RT (min.)	Q	Response	Cal Amt ug/l	OnCol Amt ug/l	Flags
103 1,3-Dichlorobenzene	146	10.649	10.649	0.000	98	545036	5.00	5.29	
104 4-Isopropyltoluene	119	10.661	10.661	0.000	97	883040	5.00	5.24	
105 1,4-Dichlorobenzene	146	10.744	10.744	0.000	95	572876	5.00	5.22	
108 n-Butylbenzene	91	11.076	11.076	0.000	98	735232	5.00	5.14	
109 1,2-Dichlorobenzene	146	11.111	11.111	0.000	96	506484	5.00	5.16	
111 1,2-Dibromo-3-Chloropropan	157	11.894	11.894	0.000	76	26583	5.00	4.92	
113 1,2,4-Trichlorobenzene	180	12.712	12.712	0.000	94	245169	5.00	4.84	
114 Hexachlorobutadiene	225	12.878	12.878	0.000	95	152669	5.00	5.02	
115 Naphthalene	128	12.985	12.985	0.000	99	414415	5.00	4.25	
116 1,2,3-Trichlorobenzene	180	13.246	13.246	0.000	97	253927	5.00	5.11	
S 128 1,2-Dichloroethene, Total	96				0			10.4	
S 129 1,3-Dichloropropene, Total	75				0			9.88	
S 130 Xylenes, Total	106				0		10.0	10.2	
S 131 Trihalomethanes, Total	1				0		20.0	20.4	
S 158 Total BTEX	1		0.000				25.0	ND	

Reagents:

VMAROLISTDW_00300	Amount Added:	4.00	Units: uL
VMRPRIMW_00338	Amount Added:	4.00	Units: uL
VMRGAS_00296	Amount Added:	4.00	Units: uL
vm50ss_00366	Amount Added:	4.00	Units: uL
vm50is_stk_A_00004	Amount Added:	1.00	Units: uL

Report Date: 12-Jun-2019 13:07:50 Chrom Revision: 2.3 03-May-2019 15:52:00

Eurofins TestAmerica, Canton

Data File: \\chromna\Canton\ChromData\A3UX17\20190611-88015.b\UXR8413.D

Injection Date:	11-Jun-2019 18:49:30	Instrument ID:	A3UX17	Operator ID:	001644
Lims ID:	STD8260 L4			Worklist Smp#:	5
Client ID:					
Purge Vol:	5.000 mL	Dil. Factor:	1.0000	ALS Bottle#:	4
Method:	8260_17	Limit Group:	MSV 8260B ICAL		

Column: DB-624 (0.18 mm)

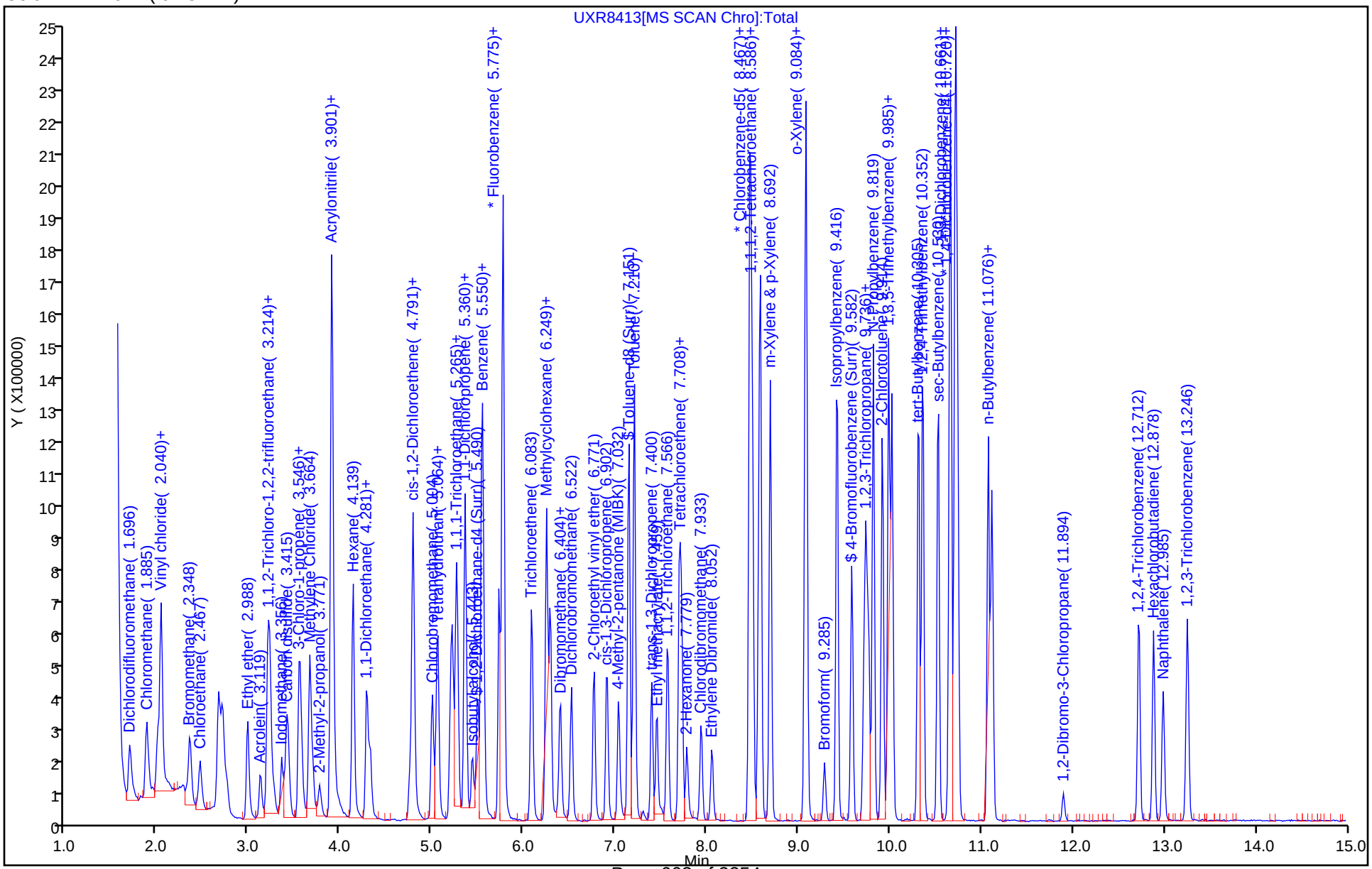

Eurofins TestAmerica, Canton
Target Compound Quantitation Report

Data File: \\chromna\Canton\ChromData\A3UX17\20190611-88015.b\UXR8414.D
Lims ID: STD8260 L3
Client ID:
Sample Type: IC Calib Level: 3
Inject. Date: 11-Jun-2019 19:12:30 ALS Bottle#: 5 Worklist Smp#: 6
Purge Vol: 5.000 mL Dil. Factor: 1.0000
Sample Info: 240-0088015-006
Operator ID: 001644 Instrument ID: A3UX17
Sublist: chrom-8260_17*sub42

Method: \\chromna\Canton\ChromData\A3UX17\20190611-88015.b\8260_17.m
Limit Group: MSV 8260B ICAL
Last Update: 12-Jun-2019 13:07:59 Calib Date: 11-Jun-2019 23:10:30
Integrator: RTE ID Type: Deconvolution ID
Quant Method: Internal Standard Quant By: Initial Calibration
Last ICal File: \\chromna\Canton\ChromData\A3UX17\20190611-88015.b\UXR8424.D

Column 1 : DB-624 (0.18 mm) Det: MS SCAN
Process Host: CTX0319

Compound	Sig	RT (min.)	Exp RT (min.)	Dlt RT (min.)	Q	Response	Cal Amt ug/l	OnCol Amt ug/l	Flags
* 1 Fluorobenzene	96	5.775	5.775	0.000	99	1795215	10.0	10.0	
* 2 Chlorobenzene-d5	117	8.467	8.467	0.000	88	1271153	10.0	10.0	
* 3 1,4-Dichlorobenzene-d4	152	10.720	10.720	0.000	96	694527	10.0	10.0	
$ 4 Dibromofluoromethane (Surr	113	5.194	5.206	-0.012	93	167466	4.00	3.98	
$ 5 1,2-Dichloroethane-d4 (Sur	65	5.491	5.490	0.001	97	246492	4.00	4.09	
$ 6 Toluene-d8 (Surr)	98	7.151	7.151	0.000	94	668465	4.00	4.06	
$ 7 4-Bromofluorobenzene (Surr	95	9.582	9.582	0.000	86	250690	4.00	4.11	
9 Dichlorodifluoromethane	85	1.696	1.696	0.000	99	258464	4.00	4.12	
10 Chloromethane	50	1.886	1.885	0.001	99	282409	4.00	3.90	
11 Vinyl chloride	62	2.004	2.004	0.000	97	244701	4.00	3.99	
119 Butadiene	54	2.040	2.040	0.000	88	275876	4.00	4.05	
12 Bromomethane	94	2.360	2.360	0.000	91	137998	4.00	3.98	
13 Chloroethane	64	2.467	2.467	0.000	98	145171	4.00	4.11	
14 Dichlorofluoromethane	67	2.668	2.668	0.000	97	337097	4.00	4.01	
15 Trichlorofluoromethane	101	2.716	2.704	0.012	98	332934	4.00	3.95	
16 Ethyl ether	59	2.988	2.988	0.000	93	172996	4.00	4.19	
18 Acrolein	56	3.131	3.119	0.012	99	124923	20.0	19.1	
19 1,1-Dichloroethene	96	3.214	3.214	0.000	97	172504	4.00	3.91	
20 1,1,2-Trichloro-1,2,2-trif	151	3.226	3.225	0.001	94	129973	4.00	3.97	
21 Acetone	43	3.273	3.273	0.000	98	99476	8.00	8.37	
22 Iodomethane	142	3.356	3.356	0.000	98	243465	4.00	3.90	
23 Carbon disulfide	76	3.427	3.415	0.012	99	483194	4.00	3.93	
25 3-Chloro-1-propene	76	3.546	3.546	0.000	90	92192	4.00	3.79	
26 Methyl acetate	43	3.569	3.569	0.000	99	244028	8.00	8.24	
27 Methylene Chloride	84	3.664	3.664	0.000	98	207045	4.00	4.00	
28 2-Methyl-2-propanol	59	3.771	3.771	0.000	85	61505	40.0	34.6	
29 Acrylonitrile	53	3.901	3.901	0.000	100	634851	40.0	41.3	
30 Methyl tert-butyl ether	73	3.901	3.901	0.000	81	375428	4.00	3.96	
31 trans-1,2-Dichloroethene	96	3.913	3.913	0.000	94	177835	4.00	3.86	
32 Hexane	86	4.139	4.139	0.000	93	46900	4.00	3.96	
33 1,1-Dichloroethane	63	4.281	4.281	0.000	96	351589	4.00	4.06	
34 Vinyl acetate	43	4.328	4.328	0.000	97	261231	4.00	3.98	

Compound	Sig	RT (min.)	Exp RT (min.)	Dlt RT (min.)	Q	Response	Cal Amt ug/l	OnCol Amt ug/l	Flags
38 2,2-Dichloropropane	97	4.791	4.791	0.000	55	34199	4.00	3.81	
39 cis-1,2-Dichloroethene	96	4.791	4.791	0.000	84	201315	4.00	3.97	
40 2-Butanone (MEK)	43	4.803	4.803	0.000	55	113198	8.00	7.26	
44 Chlorobromomethane	128	5.004	5.004	0.000	96	85450	4.00	3.94	
45 Tetrahydrofuran	42	5.040	5.040	0.000	96	71223	8.00	7.76	
46 Chloroform	83	5.064	5.064	0.000	92	345926	4.00	4.07	
47 1,1,1-Trichloroethane	97	5.218	5.218	0.000	97	256273	4.00	4.12	
48 Cyclohexane	56	5.265	5.265	0.000	93	353729	4.00	4.11	
50 Carbon tetrachloride	117	5.360	5.360	0.000	86	220856	4.00	4.01	
49 1,1-Dichloropropene	75	5.360	5.360	0.000	92	253919	4.00	4.08	
51 Isobutyl alcohol	41	5.431	5.443	-0.012	95	70178	100.0	77.5	
52 Benzene	78	5.538	5.538	0.000	97	802209	4.00	4.10	
53 1,2-Dichloroethane	62	5.562	5.562	0.000	97	286584	4.00	3.93	
55 n-Heptane	100	5.728	5.728	0.000	90	42278	4.00	3.81	
57 Trichloroethene	130	6.083	6.083	0.000	96	201242	4.00	4.20	
59 Methylcyclohexane	83	6.249	6.249	0.000	93	281920	4.00	4.03	
60 1,2-Dichloropropane	63	6.285	6.285	0.000	94	194254	4.00	4.01	
62 Dibromomethane	93	6.392	6.392	0.000	94	100899	4.00	3.95	
63 1,4-Dioxane	88	6.404	6.404	0.000	40	28282	80.0	67.5	
64 Dichlorobromomethane	83	6.522	6.522	0.000	99	224907	4.00	4.04	
66 2-Chloroethyl vinyl ether	63	6.771	6.771	0.000	94	156817	8.00	7.22	
67 cis-1,3-Dichloropropene	75	6.902	6.913	-0.011	91	221604	4.00	3.88	
68 4-Methyl-2-pentanone (MIBK	43	7.032	7.032	0.000	98	226399	8.00	7.84	
69 Toluene	91	7.210	7.210	0.000	97	824876	4.00	4.11	
70 trans-1,3-Dichloropropene	75	7.400	7.400	0.000	95	189445	4.00	3.83	
71 Ethyl methacrylate	69	7.447	7.459	-0.012	93	139148	4.00	3.67	
72 1,1,2-Trichloroethane	97	7.566	7.578	-0.012	92	150113	4.00	4.02	
73 Tetrachloroethene	164	7.708	7.696	0.012	97	159689	4.00	3.98	
75 1,3-Dichloropropane	76	7.720	7.720	0.000	96	279388	4.00	4.13	
76 2-Hexanone	43	7.779	7.779	0.000	95	148454	8.00	8.05	
78 Chlorodibromomethane	129	7.933	7.933	0.000	91	134713	4.00	3.86	
79 Ethylene Dibromide	107	8.052	8.052	0.000	98	136045	4.00	4.02	
81 Chlorobenzene	112	8.503	8.503	0.001	92	501558	4.00	3.88	
82 1,1,1,2-Tetrachloroethane	131	8.562	8.574	-0.012	89	172611	4.00	4.21	
83 Ethylbenzene	106	8.586	8.586	0.000	99	252248	4.00	3.89	
84 m-Xylene & p-Xylene	106	8.692	8.692	0.000	99	327779	4.00	4.05	
85 o-Xylene	106	9.072	9.072	0.000	95	305396	4.00	4.12	
86 Styrene	104	9.084	9.084	0.000	90	527860	4.00	4.10	
87 Bromoform	173	9.285	9.285	0.000	95	77073	4.00	3.99	
89 Isopropylbenzene	105	9.416	9.427	-0.011	97	779570	4.00	3.93	
91 1,1,2,2-Tetrachloroethane	83	9.712	9.712	0.000	96	164911	4.00	4.08	
92 Bromobenzene	156	9.736	9.736	0.000	97	202287	4.00	3.93	
94 1,2,3-Trichloropropane	110	9.760	9.771	-0.011	85	55912	4.00	4.04	
93 trans-1,4-Dichloro-2-buten	53	9.771	9.771	0.000	67	42531	4.00	3.38	
95 N-Propylbenzene	120	9.819	9.819	0.000	99	221583	4.00	4.13	
96 2-Chlorotoluene	126	9.914	9.914	0.000	95	191171	4.00	4.01	
97 1,3,5-Trimethylbenzene	105	9.985	9.985	0.000	92	714102	4.00	4.04	
98 4-Chlorotoluene	126	10.020	10.020	0.000	98	214734	4.00	4.20	
99 tert-Butylbenzene	119	10.305	10.317	-0.012	92	541619	4.00	3.89	
101 1,2,4-Trimethylbenzene	105	10.353	10.364	-0.012	97	724104	4.00	3.93	
102 sec-Butylbenzene	105	10.530	10.530	0.000	95	792377	4.00	3.93	
103 1,3-Dichlorobenzene	146	10.649	10.649	0.000	97	418020	4.00	4.03	

Compound	Sig	RT (min.)	Exp RT (min.)	Dlt RT (min.)	Q	Response	Cal Amt ug/l	OnCol Amt ug/l	Flags
104 4-Isopropyltoluene	119	10.661	10.661	0.000	97	677762	4.00	3.99	
105 1,4-Dichlorobenzene	146	10.744	10.744	0.000	94	444502	4.00	4.03	
108 n-Butylbenzene	91	11.076	11.076	0.000	98	537824	4.00	3.74	
109 1,2-Dichlorobenzene	146	11.111	11.111	0.000	97	395418	4.00	4.00	
111 1,2-Dibromo-3-Chloropropan	157	11.894	11.894	0.000	74	18080	4.00	3.33	
113 1,2,4-Trichlorobenzene	180	12.724	12.712	0.012	93	190757	4.00	3.74	
114 Hexachlorobutadiene	225	12.878	12.878	0.000	95	114781	4.00	3.75	
115 Naphthalene	128	12.985	12.985	0.000	100	313179	4.00	3.42	
116 1,2,3-Trichlorobenzene	180	13.246	13.246	0.000	95	187868	4.00	3.76	
S 128 1,2-Dichloroethene, Total	96				0			7.82	
S 129 1,3-Dichloropropene, Total	75				0			7.72	
S 130 Xylenes, Total	106				0		8.00	8.16	
S 131 Trihalomethanes, Total	1				0		16.0	15.9	
S 158 Total BTEX	1		0.000				20.0	ND	

Reagents:

VMAROLISTDW_00300	Amount Added:	3.20	Units: uL
VMRPRIMW_00338	Amount Added:	3.20	Units: uL
VMRGAS_00296	Amount Added:	3.20	Units: uL
vm50ss_00366	Amount Added:	3.20	Units: uL
vm50is_stk_A_00004	Amount Added:	1.00	Units: uL

Report Date: 12-Jun-2019 13:08:01 Chrom Revision: 2.3 03-May-2019 15:52:00

Eurofins TestAmerica, Canton

Data File: \\chromna\Canton\ChromData\A3UX17\20190611-88015.b\UXR8414.D

Injection Date:	11-Jun-2019 19:12:30	Instrument ID:	A3UX17	Operator ID:	001644
Lims ID:	STD8260 L3			Worklist Smp#:	6
Client ID:					
Purge Vol:	5.000 mL	Dil. Factor:	1.0000	ALS Bottle#:	5
Method:	8260_17	Limit Group:	MSV 8260B ICAL		

Column: DB-624 (0.18 mm)

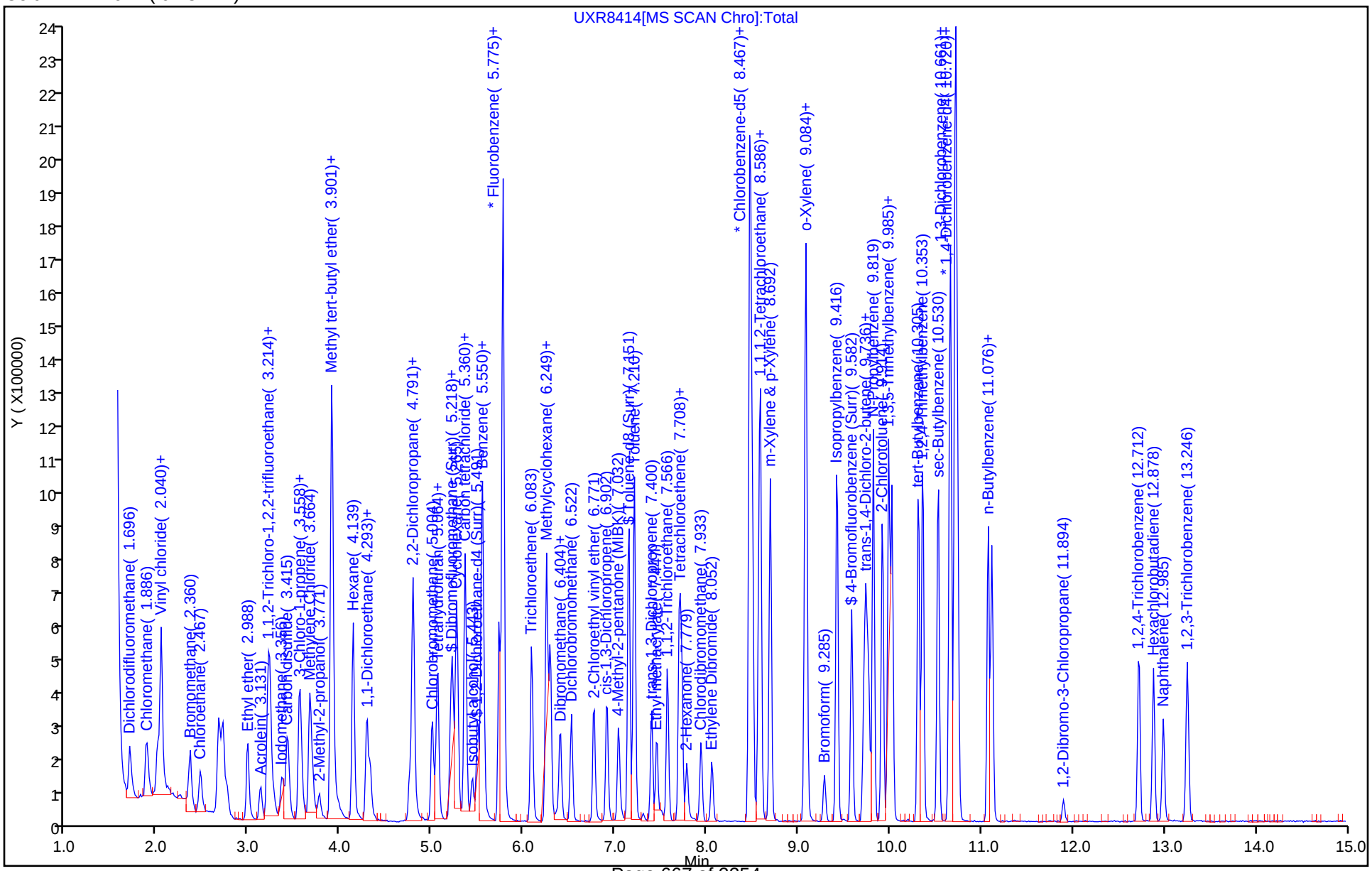

Eurofins TestAmerica, Canton
Target Compound Quantitation Report

Data File: \\chromna\Canton\ChromData\A3UX17\20190611-88015.b\UXR8415.D
Lims ID: STD8260 L2
Client ID:
Sample Type: IC Calib Level: 2
Inject. Date: 11-Jun-2019 19:36:30 ALS Bottle#: 6 Worklist Smp#: 7
Purge Vol: 5.000 mL Dil. Factor: 1.0000
Sample Info: 240-0088015-007
Operator ID: 001644 Instrument ID: A3UX17
Sublist: chrom-8260_17*sub42

Method: \\chromna\Canton\ChromData\A3UX17\20190611-88015.b\8260_17.m
Limit Group: MSV 8260B ICAL
Last Update: 12-Jun-2019 13:08:11 Calib Date: 11-Jun-2019 23:10:30
Integrator: RTE ID Type: RT Order ID
Quant Method: Internal Standard Quant By: Initial Calibration
Last ICal File: \\chromna\Canton\ChromData\A3UX17\20190611-88015.b\UXR8424.D

Column 1 : DB-624 (0.18 mm) Det: MS SCAN
Process Host: CTX0319

First Level Reviewer: williamsla Date: 12-Jun-2019 11:55:12

Compound	Sig	RT (min.)	Exp RT (min.)	Dlt RT (min.)	Q	Response	Cal Amt ug/l	OnCol Amt ug/l	Flags
* 1 Fluorobenzene	96	5.775	5.775	0.000	99	1765088	10.0	10.0	
* 2 Chlorobenzene-d5	117	8.467	8.467	0.000	88	1225132	10.0	10.0	
* 3 1,4-Dichlorobenzene-d4	152	10.720	10.720	0.000	95	656893	10.0	10.0	
$ 4 Dibromofluoromethane (Surr	113	5.194	5.206	-0.012	92	79950	2.00	1.93	
$ 5 1,2-Dichloroethane-d4 (Sur	65	5.490	5.490	0.000	96	127531	2.00	2.15	
$ 6 Toluene-d8 (Surr)	98	7.151	7.151	0.000	93	295907	2.00	1.86	
$ 7 4-Bromofluorobenzene (Surr	95	9.582	9.582	0.000	87	107617	2.00	1.83	
9 Dichlorodifluoromethane	85	1.696	1.696	0.000	97	119860	2.00	1.94	
10 Chloromethane	50	1.885	1.885	0.000	99	152820	2.00	2.15	
11 Vinyl chloride	62	2.004	2.004	0.000	98	118524	2.00	1.96	
119 Butadiene	54	2.040	2.040	0.000	90	142594	2.00	2.13	
12 Bromomethane	94	2.360	2.360	0.000	93	66974	2.00	1.96	
13 Chloroethane	64	2.466	2.467	-0.001	96	67614	2.00	1.95	
14 Dichlorofluoromethane	67	2.668	2.668	0.000	97	166303	2.00	2.01	
15 Trichlorofluoromethane	101	2.716	2.704	0.012	96	169033	2.00	2.04	
16 Ethyl ether	59	2.988	2.988	0.000	93	80407	2.00	1.98	
18 Acrolein	56	3.119	3.119	0.000	97	65726	10.0	10.2	
19 1,1-Dichloroethene	96	3.214	3.214	0.000	95	88923	2.00	2.05	
20 1,1,2-Trichloro-1,2,2-trif	151	3.225	3.225	0.000	95	64673	2.00	2.01	
21 Acetone	43	3.273	3.273	0.000	100	61721	4.00	4.47	
22 Iodomethane	142	3.356	3.356	0.000	97	119539	2.00	1.95	
23 Carbon disulfide	76	3.415	3.415	0.000	99	235359	2.00	1.95	
25 3-Chloro-1-propene	76	3.546	3.546	0.000	89	48063	2.00	2.01	
26 Methyl acetate	43	3.569	3.569	0.000	98	121593	4.00	4.18	
27 Methylene Chloride	84	3.664	3.664	0.000	98	114844	2.00	1.92	
28 2-Methyl-2-propanol	59	3.771	3.771	0.000	89	39392	20.0	22.5	
29 Acrylonitrile	53	3.901	3.901	0.000	97	304975	20.0	20.2	
30 Methyl tert-butyl ether	73	3.901	3.901	0.000	87	185953	2.00	1.99	
31 trans-1,2-Dichloroethene	96	3.913	3.913	0.000	95	87495	2.00	1.93	
32 Hexane	86	4.139	4.139	0.000	93	21223	2.00	1.82	
33 1,1-Dichloroethane	63	4.281	4.281	0.000	97	167899	2.00	1.97	

Compound	Sig	RT (min.)	Exp RT (min.)	Dlt RT (min.)	Q	Response	Cal Amt ug/l	OnCol Amt ug/l	Flags
34 Vinyl acetate	43	4.328	4.328	0.000	98	117820	2.00	1.82	
38 2,2-Dichloropropane	97	4.791	4.791	0.000	52	19554	2.00	2.22	
39 cis-1,2-Dichloroethene	96	4.791	4.791	0.000	84	101747	2.00	2.04	
40 2-Butanone (MEK)	43	4.803	4.803	0.000	99	63729	4.00	4.16	
44 Chlorobromomethane	128	5.004	5.004	0.000	93	42196	2.00	1.98	
45 Tetrahydrofuran	42	5.040	5.040	0.000	95	38216	4.00	4.23	
46 Chloroform	83	5.063	5.064	-0.001	93	161169	2.00	1.93	
47 1,1,1-Trichloroethane	97	5.218	5.218	0.000	97	113050	2.00	1.85	
48 Cyclohexane	56	5.265	5.265	0.000	94	151189	2.00	1.79	
49 1,1-Dichloropropene	75	5.360	5.360	0.000	91	117719	2.00	1.92	
50 Carbon tetrachloride	117	5.360	5.360	0.000	89	104091	2.00	1.92	
51 Isobutyl alcohol	41	5.443	5.443	0.000	84	52519	50.0	62.6	
52 Benzene	78	5.538	5.538	0.000	97	381956	2.00	1.98	
53 1,2-Dichloroethane	62	5.562	5.562	0.000	97	142861	2.00	1.99	
55 n-Heptane	100	5.728	5.728	0.000	77	17937	2.00	1.65	
57 Trichloroethene	130	6.083	6.083	0.000	96	96395	2.00	2.05	
59 Methylcyclohexane	83	6.249	6.249	0.000	93	121581	2.00	1.77	
60 1,2-Dichloropropane	63	6.285	6.285	0.000	93	92273	2.00	1.94	
62 Dibromomethane	93	6.392	6.392	0.000	92	48451	2.00	1.93	
63 1,4-Dioxane	88	6.404	6.404	0.000	43	16396	40.0	39.8	
64 Dichlorobromomethane	83	6.522	6.522	0.000	98	103002	2.00	1.88	
66 2-Chloroethyl vinyl ether	63	6.771	6.771	0.000	92	69459	4.00	3.25	
67 cis-1,3-Dichloropropene	75	6.913	6.913	0.000	93	96283	2.00	1.72	
68 4-Methyl-2-pentanone (MIBK	43	7.032	7.032	0.000	98	103397	4.00	3.64	
69 Toluene	91	7.210	7.210	0.000	98	374652	2.00	1.93	
70 trans-1,3-Dichloropropene	75	7.400	7.400	0.000	95	81657	2.00	1.71	
71 Ethyl methacrylate	69	7.447	7.459	-0.012	92	62344	2.00	1.71	
72 1,1,2-Trichloroethane	97	7.566	7.578	-0.012	92	69245	2.00	1.93	
73 Tetrachloroethene	164	7.696	7.696	0.000	95	79035	2.00	2.05	
75 1,3-Dichloropropane	76	7.720	7.720	0.000	92	129726	2.00	1.99	
76 2-Hexanone	43	7.779	7.779	0.000	96	56648	4.00	3.19	
78 Chlorodibromomethane	129	7.933	7.933	0.000	91	62037	2.00	1.84	
79 Ethylene Dibromide	107	8.052	8.052	0.000	99	62068	2.00	1.90	
81 Chlorobenzene	112	8.502	8.503	0.000	94	255579	2.00	2.05	
82 1,1,1,2-Tetrachloroethane	131	8.562	8.574	-0.012	90	75523	2.00	1.91	
83 Ethylbenzene	106	8.585	8.586	-0.001	98	118675	2.00	1.90	
84 m-Xylene & p-Xylene	106	8.692	8.692	0.000	99	141980	2.00	1.82	
85 o-Xylene	106	9.072	9.072	0.000	95	129640	2.00	1.81	
86 Styrene	104	9.084	9.084	0.000	87	206431	2.00	1.66	
87 Bromoform	173	9.285	9.285	0.000	95	38707	2.00	2.08	
89 Isopropylbenzene	105	9.416	9.427	-0.011	96	334710	2.00	1.75	
91 1,1,2,2-Tetrachloroethane	83	9.712	9.712	0.000	96	80489	2.00	2.11	
92 Bromobenzene	156	9.736	9.736	0.000	96	93909	2.00	1.93	
94 1,2,3-Trichloropropane	110	9.771	9.771	0.000	81	26824	2.00	2.05	
93 trans-1,4-Dichloro-2-buten	53	9.771	9.771	0.000	64	25968	2.00	2.18	
95 N-Propylbenzene	120	9.819	9.819	0.000	99	85919	2.00	1.69	
96 2-Chlorotoluene	126	9.914	9.914	0.000	96	82461	2.00	1.83	
97 1,3,5-Trimethylbenzene	105	9.985	9.985	0.000	92	288240	2.00	1.93	
98 4-Chlorotoluene	126	10.020	10.020	0.000	97	97315	2.00	2.01	
99 tert-Butylbenzene	119	10.317	10.317	0.000	93	226231	2.00	1.72	
101 1,2,4-Trimethylbenzene	105	10.352	10.364	-0.012	96	303268	2.00	1.93	
102 sec-Butylbenzene	105	10.530	10.530	0.000	95	346846	2.00	1.82	

Compound	Sig	RT (min.)	Exp RT (min.)	Dlt RT (min.)	Q	Response	Cal Amt ug/l	OnCol Amt ug/l	Flags
103 1,3-Dichlorobenzene	146	10.649	10.649	0.000	97	199787	2.00	2.04	
104 4-Isopropyltoluene	119	10.661	10.661	0.000	97	278244	2.00	1.73	
105 1,4-Dichlorobenzene	146	10.744	10.744	0.000	96	214519	2.00	2.05	
108 n-Butylbenzene	91	11.076	11.076	0.000	97	232683	2.00	1.71	
109 1,2-Dichlorobenzene	146	11.111	11.111	0.000	95	188135	2.00	2.01	
111 1,2-Dibromo-3-Chloropropan	157	11.894	11.894	0.000	75	10306	2.00	2.00	
113 1,2,4-Trichlorobenzene	180	12.724	12.712	0.012	94	90553	2.00	1.88	
114 Hexachlorobutadiene	225	12.878	12.878	0.000	94	58420	2.00	2.02	
115 Naphthalene	128	12.985	12.985	0.000	98	114863	2.00	1.88	
116 1,2,3-Trichlorobenzene	180	13.246	13.246	0.000	94	84465	2.00	1.79	
S 128 1,2-Dichloroethene, Total	96				0			3.97	
S 129 1,3-Dichloropropene, Total	75				0			3.43	
S 130 Xylenes, Total	106				0		4.00	3.63	
S 131 Trihalomethanes, Total	1				0		8.00	7.73	
S 158 Total BTEX	1		0.000				10.0	ND	

Reagents:

VMAROLISTDW_00300	Amount Added:	1.60	Units: uL
VMRPRIMW_00338	Amount Added:	1.60	Units: uL
VMRGAS_00296	Amount Added:	1.60	Units: uL
vm50ss_00366	Amount Added:	1.60	Units: uL
vm50is_stk_A_00004	Amount Added:	1.00	Units: uL

Report Date: 12-Jun-2019 13:08:13 Chrom Revision: 2.3 03-May-2019 15:52:00

Eurofins TestAmerica, Canton

Data File: \\chromna\Canton\ChromData\A3UX17\20190611-88015.b\UXR8415.D

Injection Date:	11-Jun-2019 19:36:30	Instrument ID:	A3UX17	Operator ID:	001644
Lims ID:	STD8260 L2			Worklist Smp#:	7
Client ID:					
Purge Vol:	5.000 mL	Dil. Factor:	1.0000	ALS Bottle#:	6
Method:	8260_17	Limit Group:	MSV 8260B ICAL		

Column: DB-624 (0.18 mm)

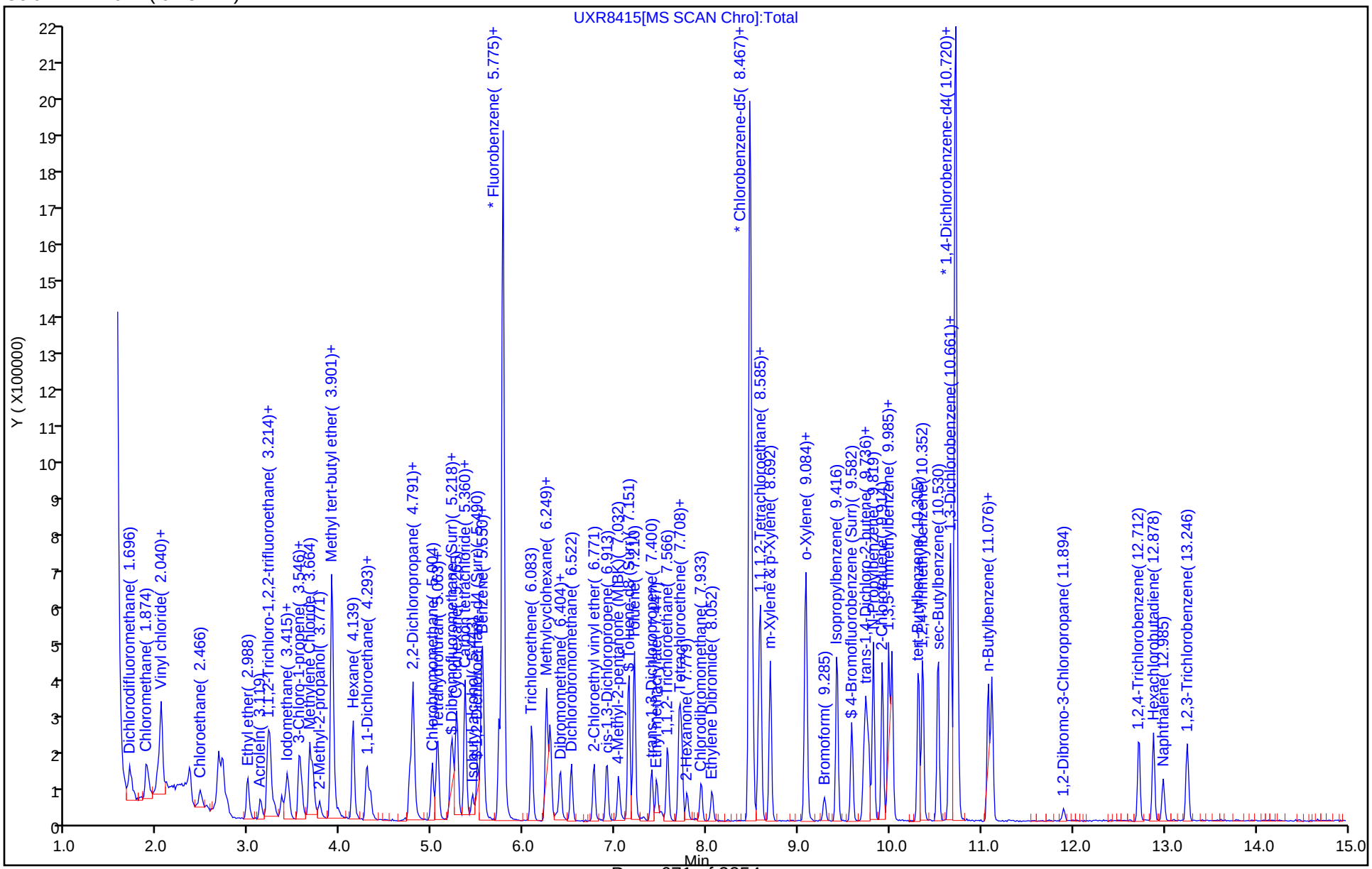

Eurofins TestAmerica, Canton
Target Compound Quantitation Report

Data File: \\chromna\Canton\ChromData\A3UX17\20190611-88015.b\UXR8416.D
Lims ID: STD8260 L1
Client ID:
Sample Type: IC Calib Level: 1
Inject. Date: 11-Jun-2019 20:00:30 ALS Bottle#: 7 Worklist Smp#: 8
Purge Vol: 5.000 mL Dil. Factor: 1.0000
Sample Info: 240-0088015-008
Operator ID: 001644 Instrument ID: A3UX17
Sublist: chrom-8260_17*sub42

Method: \\chromna\Canton\ChromData\A3UX17\20190611-88015.b\8260_17.m
Limit Group: MSV 8260B ICAL
Last Update: 12-Jun-2019 13:08:22 Calib Date: 11-Jun-2019 23:10:30
Integrator: RTE ID Type: Deconvolution ID
Quant Method: Internal Standard Quant By: Initial Calibration
Last ICal File: \\chromna\Canton\ChromData\A3UX17\20190611-88015.b\UXR8424.D

Column 1 : DB-624 (0.18 mm) Det: MS SCAN
Process Host: CTX0319

First Level Reviewer: williamsla Date: 12-Jun-2019 11:51:10

Compound	Sig	RT (min.)	Exp RT (min.)	Dlt RT (min.)	Q	Response	Cal Amt ug/l	OnCol Amt ug/l	Flags
* 1 Fluorobenzene	96	5.775	5.775	0.000	99	1691424	10.0	10.0	
* 2 Chlorobenzene-d5	117	8.467	8.467	0.000	87	1208257	10.0	10.0	
* 3 1,4-Dichlorobenzene-d4	152	10.720	10.720	0.000	96	649532	10.0	10.0	
$ 4 Dibromofluoromethane (Surr	113	5.206	5.206	0.000	93	39028	1.00	0.9853	
$ 5 1,2-Dichloroethane-d4 (Sur	65	5.490	5.490	0.000	97	58951	1.00	1.04	
$ 6 Toluene-d8 (Surr)	98	7.151	7.151	0.000	95	132316	1.00	0.8450	
$ 7 4-Bromofluorobenzene (Surr	95	9.582	9.582	0.000	89	45699	1.00	0.7881	
9 Dichlorodifluoromethane	85	1.696	1.696	0.000	98	64507	1.00	1.09	
10 Chloromethane	50	1.885	1.885	0.000	98	67774	1.00	0.99	
11 Vinyl chloride	62	2.004	2.004	0.000	97	64189	1.00	1.11	
119 Butadiene	54	2.040	2.040	0.000	88	66461	1.00	1.03	
12 Bromomethane	94	2.360	2.360	0.000	91	38742	1.00	1.18	
13 Chloroethane	64	2.466	2.467	-0.001	97	37516	1.00	1.13	
14 Dichlorofluoromethane	67	2.668	2.668	0.000	96	85983	1.00	1.08	
15 Trichlorofluoromethane	101	2.704	2.704	0.000	97	84634	1.00	1.07	
16 Ethyl ether	59	2.988	2.988	0.000	91	40765	1.00	1.05	
18 Acrolein	56	3.119	3.119	0.000	95	30861	5.00	5.01	
19 1,1-Dichloroethene	96	3.202	3.214	-0.012	97	46600	1.00	1.12	
20 1,1,2-Trichloro-1,2,2-trif	151	3.225	3.225	0.000	95	31490	1.00	1.02	
21 Acetone	43	3.285	3.273	0.012	95	36137	2.00	1.88	
22 Iodomethane	142	3.368	3.356	0.012	97	66178	1.00	1.13	
23 Carbon disulfide	76	3.415	3.415	0.000	100	122909	1.00	1.06	
25 3-Chloro-1-propene	76	3.546	3.546	0.000	92	23394	1.00	1.02	
26 Methyl acetate	43	3.569	3.569	0.000	97	56787	2.00	2.04	
27 Methylene Chloride	84	3.664	3.664	0.000	96	71166	1.00	0.9715	
28 2-Methyl-2-propanol	59	3.771	3.771	0.000	88	18508	10.0	11.0	
29 Acrylonitrile	53	3.901	3.901	0.000	98	152367	10.0	10.5	
30 Methyl tert-butyl ether	73	3.901	3.901	0.000	72	91689	1.00	1.03	
31 trans-1,2-Dichloroethene	96	3.913	3.913	0.000	71	48601	1.00	1.12	
32 Hexane	86	4.127	4.139	-0.012	95	11045	1.00	0.99	
33 1,1-Dichloroethane	63	4.281	4.281	0.000	96	85962	1.00	1.05	

Compound	Sig	RT (min.)	Exp RT (min.)	Dlt RT (min.)	Q	Response	Cal Amt ug/l	OnCol Amt ug/l	Flags
34 Vinyl acetate	43	4.328	4.328	0.000	98	55932	1.00	0.9039	
38 2,2-Dichloropropane	97	4.791	4.791	0.000	65	9662	1.00	1.14	
39 cis-1,2-Dichloroethene	96	4.791	4.791	0.000	86	52650	1.00	1.10	
40 2-Butanone (MEK)	43	4.814	4.803	0.011	85	35491	2.00	2.42	
44 Chlorobromomethane	128	5.004	5.004	0.000	96	22040	1.00	1.08	
45 Tetrahydrofuran	42	5.052	5.040	0.012	36	18413	2.00	2.13	
46 Chloroform	83	5.063	5.064	-0.001	94	86388	1.00	1.08	
47 1,1,1-Trichloroethane	97	5.218	5.218	0.000	96	61031	1.00	1.04	
48 Cyclohexane	56	5.265	5.265	0.000	94	70792	1.00	0.8731	
50 Carbon tetrachloride	117	5.360	5.360	0.000	88	51487	1.00	0.99	
49 1,1-Dichloropropene	75	5.360	5.360	0.000	92	57527	1.00	0.9807	
51 Isobutyl alcohol	41	5.443	5.443	0.000	80	23516	25.0	34.8	
52 Benzene	78	5.538	5.538	0.000	97	191632	1.00	1.04	
53 1,2-Dichloroethane	62	5.562	5.562	0.000	96	75635	1.00	1.10	
55 n-Heptane	100	5.739	5.728	0.011	90	10149	1.00	0.9717	
57 Trichloroethene	130	6.095	6.083	0.012	95	46963	1.00	1.04	
59 Methylcyclohexane	83	6.249	6.249	0.000	96	58896	1.00	0.8932	
60 1,2-Dichloropropane	63	6.285	6.285	0.000	95	51066	1.00	1.12	
62 Dibromomethane	93	6.392	6.392	0.000	93	27189	1.00	1.13	
63 1,4-Dioxane	88	6.415	6.404	0.011	39	7092	20.0	18.0	
64 Dichlorobromomethane	83	6.522	6.522	0.000	98	50370	1.00	0.9595	
66 2-Chloroethyl vinyl ether	63	6.759	6.771	-0.012	91	37026	2.00	1.81	
67 cis-1,3-Dichloropropene	75	6.902	6.913	-0.011	92	48401	1.00	0.9000	
68 4-Methyl-2-pentanone (MIBK	43	7.032	7.032	0.000	93	42952	2.00	1.58	
69 Toluene	91	7.210	7.210	0.000	98	176669	1.00	0.9250	
70 trans-1,3-Dichloropropene	75	7.400	7.400	0.000	96	42361	1.00	0.9020	
71 Ethyl methacrylate	69	7.459	7.459	0.000	88	30661	1.00	0.8507	
72 1,1,2-Trichloroethane	97	7.566	7.578	-0.012	92	38677	1.00	1.09	
73 Tetrachloroethene	164	7.696	7.696	0.000	96	40101	1.00	1.05	
75 1,3-Dichloropropane	76	7.720	7.720	0.000	92	69898	1.00	1.09	
76 2-Hexanone	43	7.779	7.779	0.000	90	28760	2.00	1.64	
78 Chlorodibromomethane	129	7.945	7.933	0.012	94	29554	1.00	0.8910	
79 Ethylene Dibromide	107	8.052	8.052	0.000	94	31537	1.00	0.9800	
81 Chlorobenzene	112	8.502	8.503	0.000	93	132805	1.00	1.08	
82 1,1,1,2-Tetrachloroethane	131	8.574	8.574	0.000	87	39457	1.00	1.01	
83 Ethylbenzene	106	8.585	8.586	-0.001	99	54132	1.00	0.8772	
84 m-Xylene & p-Xylene	106	8.692	8.692	0.000	99	66308	1.00	0.8610	
85 o-Xylene	106	9.084	9.072	0.012	97	52769	1.00	0.7483	
86 Styrene	104	9.084	9.084	0.000	93	98156	1.00	0.8026	
87 Bromoform	173	9.285	9.285	0.000	77	14512	1.00	0.7899	
89 Isopropylbenzene	105	9.416	9.427	-0.011	97	150588	1.00	0.7993	
91 1,1,2,2-Tetrachloroethane	83	9.712	9.712	0.000	95	37017	1.00	0.9799	
92 Bromobenzene	156	9.736	9.736	0.000	97	48381	1.00	1.01	
94 1,2,3-Trichloropropane	110	9.759	9.771	-0.012	85	12632	1.00	0.9754	
93 trans-1,4-Dichloro-2-buten	53	9.759	9.771	-0.012	64	9037	1.00	0.7684	
95 N-Propylbenzene	120	9.819	9.819	0.000	99	39123	1.00	0.7796	
96 2-Chlorotoluene	126	9.914	9.914	0.000	96	41339	1.00	0.9267	
97 1,3,5-Trimethylbenzene	105	9.985	9.985	0.000	92	114838	1.00	0.9868	
98 4-Chlorotoluene	126	10.020	10.020	0.000	98	38734	1.00	0.8093	
99 tert-Butylbenzene	119	10.317	10.317	0.000	94	108961	1.00	0.8359	
101 1,2,4-Trimethylbenzene	105	10.364	10.364	0.000	96	121136	1.00	0.9851	
102 sec-Butylbenzene	105	10.530	10.530	0.000	95	149360	1.00	0.7924	

Compound	Sig	RT (min.)	Exp RT (min.)	Dlt RT (min.)	Q	Response	Cal Amt ug/l	OnCol Amt ug/l	Flags
103 1,3-Dichlorobenzene	146	10.661	10.649	0.012	96	90577	1.00	0.9341	
104 4-Isopropyltoluene	119	10.661	10.661	0.000	96	117786	1.00	0.7422	
105 1,4-Dichlorobenzene	146	10.744	10.744	0.000	91	106781	1.00	1.03	
108 n-Butylbenzene	91	11.076	11.076	0.000	94	105109	1.00	0.7809	
109 1,2-Dichlorobenzene	146	11.111	11.111	0.000	95	96002	1.00	1.04	
111 1,2-Dibromo-3-Chloropropan	157	11.894	11.894	0.000	75	4978	1.00	0.9793	
113 1,2,4-Trichlorobenzene	180	12.724	12.712	0.012	92	41155	1.00	0.8632	
114 Hexachlorobutadiene	225	12.878	12.878	0.000	92	35063	1.00	1.23	
115 Naphthalene	128	12.985	12.985	0.000	98	53168	1.00	1.36	
116 1,2,3-Trichlorobenzene	180	13.258	13.246	0.012	98	41317	1.00	0.8832	
S 128 1,2-Dichloroethene, Total	96				0			2.22	
S 129 1,3-Dichloropropene, Total	75				0			1.80	
S 130 Xylenes, Total	106				0		2.00	1.61	
S 131 Trihalomethanes, Total	1				0		4.00	3.72	
S 158 Total BTEX	1		0.000				5.00	ND	

Reagents:

VMRPRIMW_00338	Amount Added:	0.80	Units: uL
VMAROLISTDW_00300	Amount Added:	0.80	Units: uL
VMRGAS_00296	Amount Added:	0.80	Units: uL
vm50ss_00366	Amount Added:	0.80	Units: uL
vm50is_stk_A_00004	Amount Added:	1.00	Units: uL

Report Date: 12-Jun-2019 13:08:24 Chrom Revision: 2.3 03-May-2019 15:52:00

Eurofins TestAmerica, Canton

Data File: \\chromna\Canton\ChromData\A3UX17\20190611-88015.b\UXR8416.D

Injection Date:	11-Jun-2019 20:00:30	Instrument ID:	A3UX17	Operator ID:	001644
Lims ID:	STD8260 L1			Worklist Smp#:	8
Client ID:					
Purge Vol:	5.000 mL	Dil. Factor:	1.0000	ALS Bottle#:	7
Method:	8260_17	Limit Group:	MSV 8260B ICAL		

Column: DB-624 (0.18 mm)

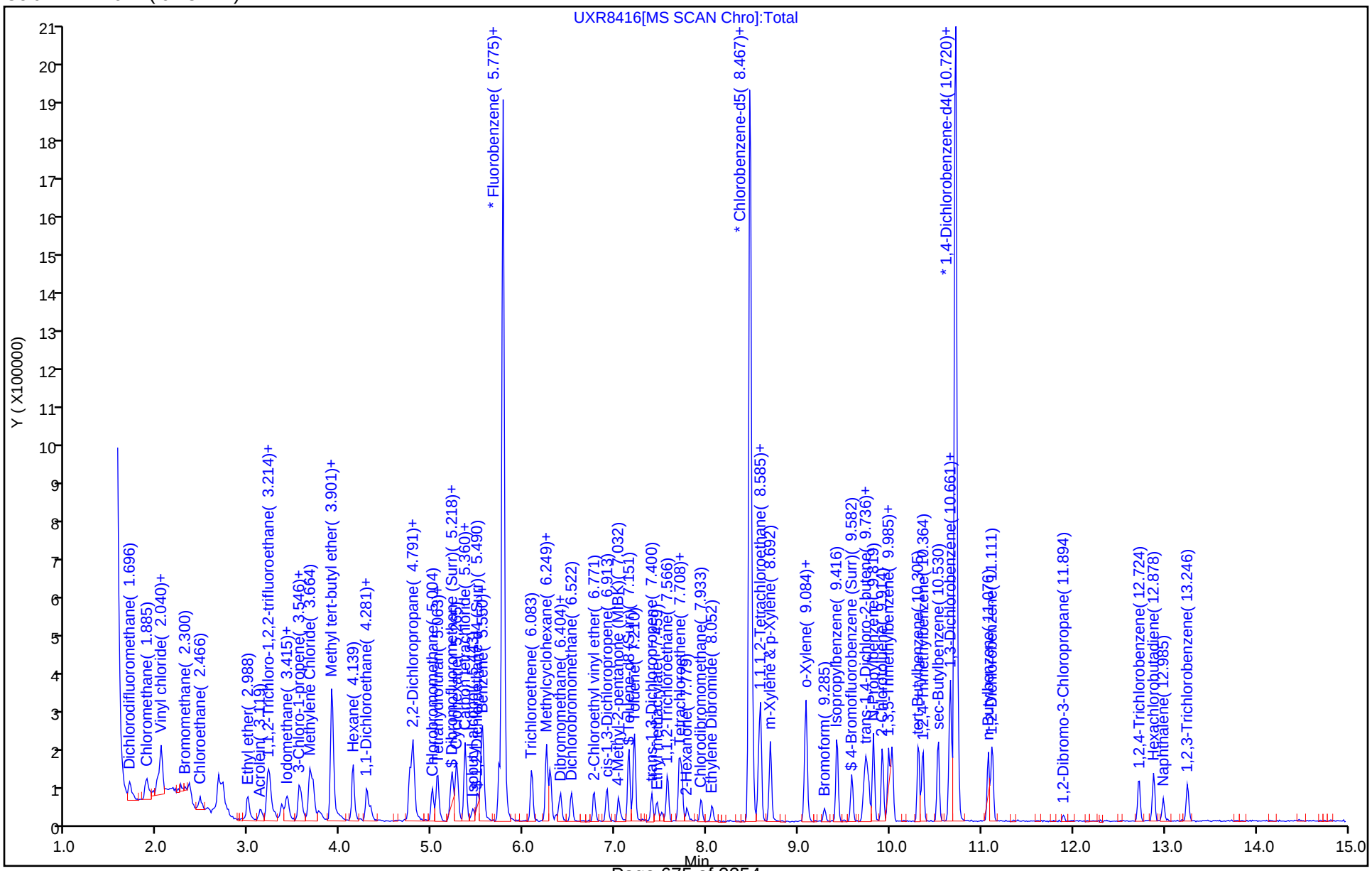

FORM VI
GC/MS VOA BY INTERNAL STANDARD - INITIAL CALIBRATION DATA
CURVE EVALUATION

Lab Name: Eurofins TestAmerica, Canton Job No.: 240-124062-1 Analy Batch No.: 385628

SDG No.:

Instrument ID: A3UX17 GC Column: DB-624 ID: 0.18(mm) Heated Purge: (Y/N) N

Calibration Start Date: 06/11/2019 20:48 Calibration End Date: 06/11/2019 23:10 Calibration ID: 51510

Calibration Files:

LEVEL:	LAB SAMPLE ID:	LAB FILE ID:
Level 1	STDA9 240-385628/16	UXR8424.D
Level 2	STDA9 240-385628/15	UXR8423.D
Level 3	STDA9 240-385628/14	UXR8422.D
Level 4	STDA9 240-385628/13	UXR8421.D
Level 5	STDA9 240-385628/12	UXR8420.D
Level 6	STDA9 240-385628/11	UXR8419.D
Level 7	STDA9 240-385628/10	UXR8418.D

ANALYTE	RRF					CURVE TYPE	COEFFICIENT			#	MIN RRF	%RSD	#	MAX %RSD	R^2 OR COD	#	MIN R^2 OR COD
	LVL 1 LVL 6	LVL 2 LVL 7	LVL 3	LVL 4	LVL 5		B	M1	M2								
Acetonitrile	0.0291 0.0295	0.0255 0.0262	0.0250	0.0291	0.0275	Ave		0.0274				6.8		15.0			
Diisopropyl ether	0.1741 0.2351	0.1769 0.2307	0.1861	0.2082	0.2067	Ave		0.2025				12.2		15.0			
2-Chloro-1,3-butadiene	0.4028 0.5370	0.4120 0.5398	0.4481	0.4697	0.4952	Ave		0.4721				11.7		15.0			
Ethyl tert-butyl ether	0.5522 0.7826	0.5903 0.7666	0.6281	0.6966	0.7080	Ave		0.6749				13.0		15.0			
Ethyl acetate	0.1843 0.2416	0.1826 0.2240	0.1973	0.2190	0.2213	Ave		0.2100				10.6		15.0			
Propionitrile	0.0284 0.0362	0.0280 0.0326	0.0301	0.0343	0.0337	Ave		0.0319				9.8		15.0			
Methacrylonitrile	0.1390 0.1725	0.1359 0.1619	0.1495	0.1634	0.1638	Ave		0.1551				8.9		15.0			
Tert-amyl methyl ether	0.3881 0.5791	0.4287 0.5514	0.4807	0.5296	0.5225	Ave		0.4972				13.8		15.0			
n-Butanol	0.0030 0.0066	0.0049 +++++	0.0039	0.0054	0.0060	Qua	-0.084	0.0056	0.0000024						0.9980		0.9900
Ethyl acrylate	0.1950 0.3146	0.2020 0.3090	0.2160	0.2613	0.2734	Lin1	-0.190	0.3109							0.9960		0.9900
Methyl methacrylate	0.1324 0.2410	0.1622 0.2303	0.1771	0.2076	0.2125	Lin1	-0.268	0.2354							0.9980		0.9900
2-Nitropropane	0.0430 0.0481	0.0354 0.0501	0.0360	0.0443	0.0402	Ave		0.0425				13.3		15.0			
n-Butyl acetate	0.0756 0.1797	0.0962 0.1870	0.1123	0.1408	0.1479	Lin1	-0.166	0.1846							0.9930		0.9900
1-Chlorohexane	0.2861 0.4537	0.2993 0.4609	0.3391	0.3576	0.3788	Lin1	-0.288	0.4554							0.9950		0.9900

Note: The M1 coefficient is the same as Ave RRF for an Ave curve type.

FORM VI
GC/MS VOA BY INTERNAL STANDARD - INITIAL CALIBRATION DATA
CURVE EVALUATION

Lab Name: Eurofins TestAmerica, Canton Job No.: 240-124062-1 Analy Batch No.: 385628

SDG No.:

Instrument ID: A3UX17 GC Column: DB-624 ID: 0.18(mm) Heated Purge: (Y/N) N

Calibration Start Date: 06/11/2019 20:48 Calibration End Date: 06/11/2019 23:10 Calibration ID: 51510

ANALYTE	RRF					CURVE TYPE	COEFFICIENT			#	MIN RRF	%RSD	#	MAX %RSD	R^2 OR COD	#	MIN R^2 OR COD
	LVL 1 LVL 6	LVL 2 LVL 7	LVL 3	LVL 4	LVL 5		B	M1	M2								
Cyclohexanone	0.0105 0.0169	0.0130 +++++	0.0107	0.0142	0.0146	Qua	-0.027	0.0127	0.0000220						0.9990		0.9900
Pentachloroethane	0.1637 0.2048	0.1577 0.2055	0.1693	0.1783	0.1884	Ave		0.1811				10.6		15.0			
1,2,3-Trimethylbenzene	2.0151 3.3020	2.1827 3.3819	2.4424	2.8120	2.9272	Lin1	-2.095	3.3593							0.9970		0.9900
Benzyl chloride	0.1308 0.2102	0.1404 0.2155	0.1371	0.1608	0.1681	Lin1	-0.148	0.2110							0.9910		0.9900
1,3,5-Trichlorobenzene	0.9158 1.1328	1.0506 1.0776	1.0941	1.1154	1.0440	Ave		1.0615				6.8		15.0			
2-Methylnaphthalene	0.4618 1.2997	0.4668 +++++	0.4987	0.6769	0.9058	Qua	-0.571	0.5186	0.0199241						0.9990		0.9900

Note: The M1 coefficient is the same as Ave RRF for an Ave curve type.

FORM VI
GC/MS VOA BY INTERNAL STANDARD - INITIAL CALIBRATION DATA
RESPONSE AND CONCENTRATION

Lab Name: Eurofins TestAmerica, Canton Job No.: 240-124062-1 Analy Batch No.: 385628

SDG No.:

Instrument ID: A3UX17 GC Column: DB-624 ID: 0.18(mm) Heated Purge: (Y/N) N

Calibration Start Date: 06/11/2019 20:48 Calibration End Date: 06/11/2019 23:10 Calibration ID: 51510

Calibration Files:

LEVEL:	LAB SAMPLE ID:	LAB FILE ID:
Level 1	STDA9 240-385628/16	UXR8424.D
Level 2	STDA9 240-385628/15	UXR8423.D
Level 3	STDA9 240-385628/14	UXR8422.D
Level 4	STDA9 240-385628/13	UXR8421.D
Level 5	STDA9 240-385628/12	UXR8420.D
Level 6	STDA9 240-385628/11	UXR8419.D
Level 7	STDA9 240-385628/10	UXR8418.D

ANALYTE	IS REF	CURVE TYPE	RESPONSE					CONCENTRATION (UG/L)				
			LVL 1 LVL 6	LVL 2 LVL 7	LVL 3	LVL 4	LVL 5	LVL 1 LVL 6	LVL 2 LVL 7	LVL 3	LVL 4	LVL 5
Acetonitrile	FB	Ave	48331 1065911	88234 1862954	179268	265317	502833	10.0 200	20.0 400	40.0	50.0	100
Diisopropyl ether	FB	Ave	28866 849976	61141 1643276	133279	189839	377464	1.00 20.0	2.00 40.0	4.00	5.00	10.0
2-Chloro-1,3-butadiene	FB	Ave	66796 1941308	142420 3844622	320953	428242	904215	1.00 20.0	2.00 40.0	4.00	5.00	10.0
Ethyl tert-butyl ether	FB	Ave	91571 2829190	204090 5460286	449879	635083	1292772	1.00 20.0	2.00 40.0	4.00	5.00	10.0
Ethyl acetate	FB	Ave	61129 1746927	126255 3191400	282636	399274	808002	2.00 40.0	4.00 80.0	8.00	10.0	20.0
Propionitrile	FB	Ave	47076 1310220	96831 2323626	215410	312473	616103	10.0 200	20.0 400	40.0	50.0	100
Methacrylonitrile	FB	Ave	230502 6236291	469982 11528700	1070794	1489388	2991625	10.0 200	20.0 400	40.0	50.0	100
Tert-amyl methyl ether	FB	Ave	64364 2093564	148220 3927228	344335	482856	954127	1.00 20.0	2.00 40.0	4.00	5.00	10.0
n-Butanol	CBNZ d5	Qua	8652 457664	29972 +++++	51893	90827	209088	25.0 500	50.0 +++++	100	125	250
Ethyl acrylate	FB	Lin1	32343 1137439	69832 2201252	154730	238181	499191	1.00 20.0	2.00 40.0	4.00	5.00	10.0
Methyl methacrylate	FB	Lin1	43905 1742625	112123 3281482	253714	378626	776000	2.00 40.0	4.00 80.0	8.00	10.0	20.0
2-Nitropropane	FB	Ave	14267 348119	24480 714298	51637	80741	146924	2.00 40.0	4.00 80.0	8.00	10.0	20.0
n-Butyl acetate	CBNZ d5	Lin1	8826 498581	23623 1020053	59868	95329	206429	1.00 20.0	2.00 40.0	4.00	5.00	10.0
1-Chlorohexane	CBNZ d5	Lin1	33388 1258610	73494 2514646	180696	242034	528649	1.00 20.0	2.00 40.0	4.00	5.00	10.0
Cyclohexanone	DCBd 4	Qua	5126 205188	12819 +++++	23078	38146	87509	10.0 200	20.0 +++++	40.0	50.0	100

FORM VI
GC/MS VOA BY INTERNAL STANDARD - INITIAL CALIBRATION DATA
RESPONSE AND CONCENTRATION

Lab Name: Eurofins TestAmerica, Canton Job No.: 240-124062-1 Analy Batch No.: 385628

SDG No.:

Instrument ID: A3UX17 GC Column: DB-624 ID: 0.18(mm) Heated Purge: (Y/N) N

Calibration Start Date: 06/11/2019 20:48 Calibration End Date: 06/11/2019 23:10 Calibration ID: 51510

ANALYTE	IS REF	CURVE TYPE	RESPONSE					CONCENTRATION (UG/L)				
			LVL 1 LVL 6	LVL 2 LVL 7	LVL 3	LVL 4	LVL 5	LVL 1 LVL 6	LVL 2 LVL 7	LVL 3	LVL 4	LVL 5
Pentachloroethane	CBNZ d5	Ave	38195 1136607	77417 2242015	180394	241361	525803	2.00 40.0	4.00 80.0	8.00	10.0	20.0
1,2,3-Trimethylbenzene	DCBd 4	Lin1	98176 4009333	215007 8307101	525207	755066	1749579	1.00 20.0	2.00 40.0	4.00	5.00	10.0
Benzyl chloride	DCBd 4	Lin1	6371 255231	13833 529241	29484	43190	100465	1.00 20.0	2.00 40.0	4.00	5.00	10.0
1,3,5-Trichlorobenzene	DCBd 4	Ave	44618 1375444	103486 2647074	235284	299499	624023	1.00 20.0	2.00 40.0	4.00	5.00	10.0
2-Methylnaphthalene	DCBd 4	Qua	44999 3156302	91965 +++++	214473	363494	1082820	2.00 40.0	4.00 +++++	8.00	10.0	20.0

Curve Type Legend:

Ave = Average ISTD
Lin1 = Linear 1/conc ISTD
Qua = Quadratic ISTD

Eurofins TestAmerica, Canton
Target Compound Quantitation Report

Data File: \\chromna\Canton\ChromData\A3UX17\20190611-88015.b\UXR8418.D
Lims ID: STDA9 L7
Client ID:
Sample Type: IC Calib Level: 7
Inject. Date: 11-Jun-2019 20:48:30 ALS Bottle#: 9 Worklist Smp#: 10
Purge Vol: 5.000 mL Dil. Factor: 1.0000
Sample Info: 240-0088015-010
Operator ID: 001644 Instrument ID: A3UX17
Sublist: chrom-8260_17*sub44

Method: \\chromna\Canton\ChromData\A3UX17\20190611-88015.b\8260_17.m
Limit Group: MSV 8260B ICAL
Last Update: 12-Jun-2019 13:08:42 Calib Date: 11-Jun-2019 23:10:30
Integrator: RTE ID Type: Deconvolution ID
Quant Method: Internal Standard Quant By: Initial Calibration
Last ICal File: \\chromna\Canton\ChromData\A3UX17\20190611-88015.b\UXR8424.D

Column 1 : DB-624 (0.18 mm) Det: MS SCAN
Process Host: CTX0319

First Level Reviewer: williamsla Date: 12-Jun-2019 12:19:19

Compound	Sig	RT (min.)	Exp RT (min.)	Dlt RT (min.)	Q	Response	Cal Amt ug/l	OnCol Amt ug/l	Flags
* 1 Fluorobenzene	96	5.775	5.775	0.000	99	1780723	10.0	10.0	
* 2 Chlorobenzene-d5	117	8.467	8.467	0.000	90	1363884	10.0	10.0	
* 3 1,4-Dichlorobenzene-d4	152	10.720	10.720	0.000	97	614090	10.0	10.0	
24 Acetonitrile	41	3.534	3.546	-0.012	98	1862954	400.0	381.5	
35 Isopropyl ether	87	4.328	4.328	0.000	95	1643276	40.0	45.6	
36 2-Chloro-1,3-butadiene	53	4.364	4.364	0.000	93	3844622	40.0	45.7	
37 Tert-butyl ethyl ether	59	4.637	4.637	0.000	97	5460286	40.0	45.4	
41 Ethyl acetate	43	4.838	4.838	0.000	100	3191400	80.0	85.3	
42 Propionitrile	54	4.862	4.874	-0.012	99	2323626	400.0	409.0	
43 Methacrylonitrile	41	4.992	4.992	0.000	94	11528700	400.0	417.3	
54 Tert-amyl methyl ether	73	5.609	5.609	0.000	91	3927228	40.0	44.4	
56 n-Butanol	56		6.000				ND	ND	U
58 Ethyl acrylate	55	6.155	6.155	0.001	98	2201252	40.0	40.4	
61 Methyl methacrylate	41	6.356	6.356	0.000	95	3281482	80.0	79.4	
65 2-Nitropropane	41	6.724	6.724	0.000	97	714298	80.0	94.5	
77 n-Butyl acetate	56	7.874	7.874	0.000	99	1020053	40.0	41.4	
80 1-Chlorohexane	91	8.443	8.443	0.000	93	2514646	40.0	41.1	
90 Cyclohexanone	55		9.546				ND	ND	U
100 Pentachloroethane	167	10.341	10.341	0.000	95	2242015	80.0	90.8	
106 1,2,3-Trimethylbenzene	105	10.779	10.779	0.000	99	8307101	40.0	40.9	
107 Benzyl chloride	126	10.874	10.874	0.000	98	529241	40.0	41.5	
112 1,3,5-Trichlorobenzene	180	12.096	12.096	0.000	96	2647074	40.0	40.6	
117 2-Methylnaphthalene	142		14.372				ND	ND	U

QC Flag Legend

Processing Flags

ND - Not Detected or Marked ND

Review Flags
U - Marked Undetected

Reagents:

vm50is_stk_A_00004	Amount Added:	1.00	Units: uL
VMRA9W_00301	Amount Added:	32.00	Units: uL

Report Date: 12-Jun-2019 13:08:42 Chrom Revision: 2.3 03-May-2019 15:52:00

Eurofins TestAmerica, Canton

Data File: \\chromna\Canton\ChromData\A3UX17\20190611-88015.b\UXR8418.D

Injection Date:	11-Jun-2019 20:48:30	Instrument ID:	A3UX17	Operator ID:	001644
Lims ID:	STDA9 L7			Worklist Smp#:	10
Client ID:					
Purge Vol:	5.000 mL	Dil. Factor:	1.0000	ALS Bottle#:	9
Method:	8260_17	Limit Group:	MSV 8260B ICAL		

Column: DB-624 (0.18 mm)

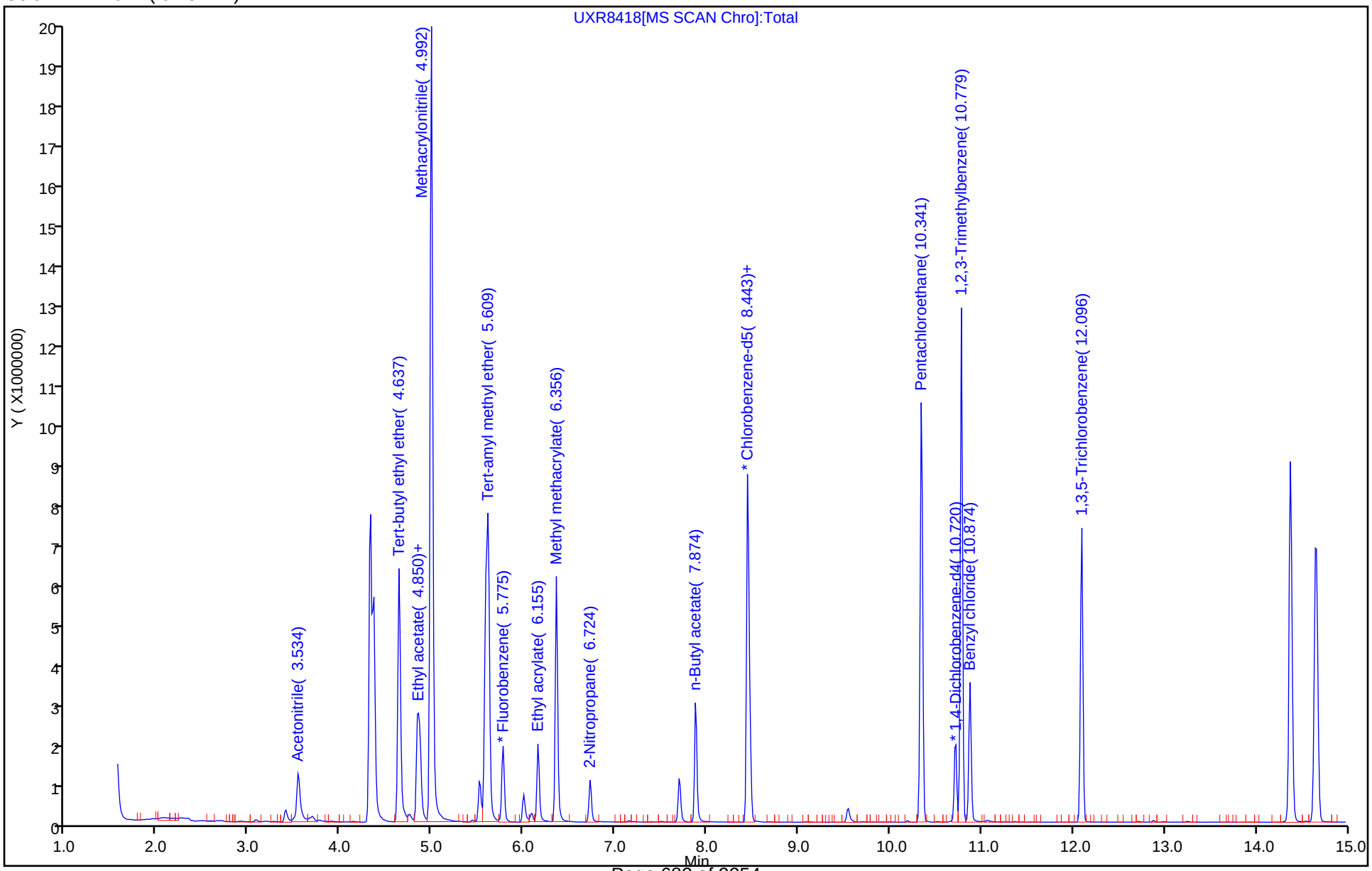

User Disabled Compound Report

Eurofins TestAmerica, Canton

Data File:	\\chromna\Canton\ChromData\A3UX17\20190611-88015.b\UXR8418.D				
Injection Date:	11-Jun-2019 20:48:30	Instrument ID:	A3UX17		
Lims ID:	STDA9 L7				
Client ID:					
Operator ID:	001644	ALS Bottle#:	9	Worklist Smp#:	10
Purge Vol:	5.000 mL	Dil. Factor:	1.0000		
Method:	8260_17	Limit Group:	MSV 8260B ICAL		
Column:	DB-624 (0.18 mm)	Detector	MS SCAN		

117 2-Methylnaphthalene, CAS: 91-57-6

Processing Results

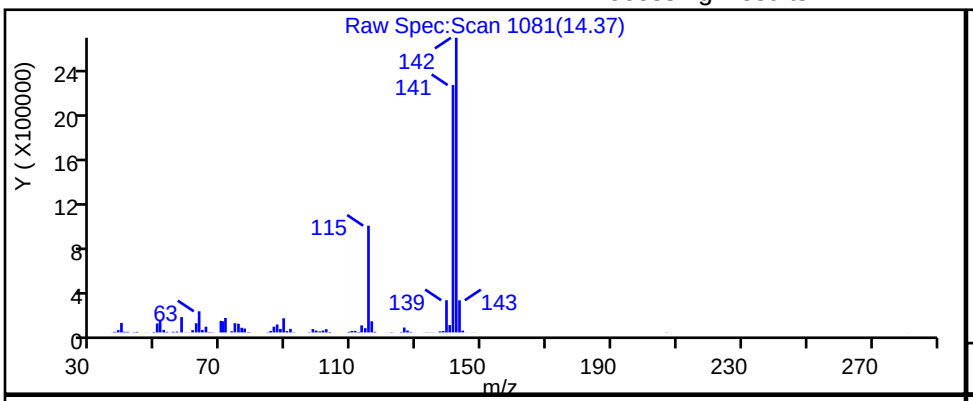

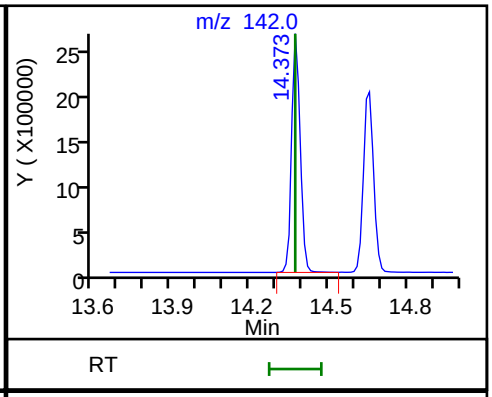

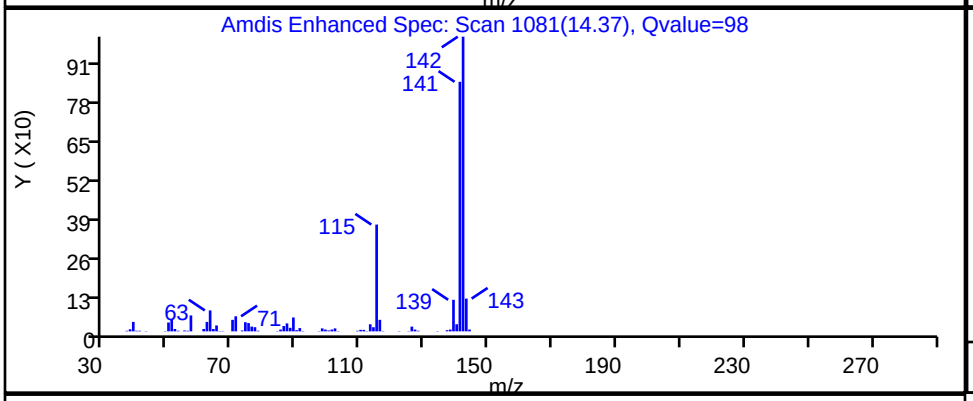

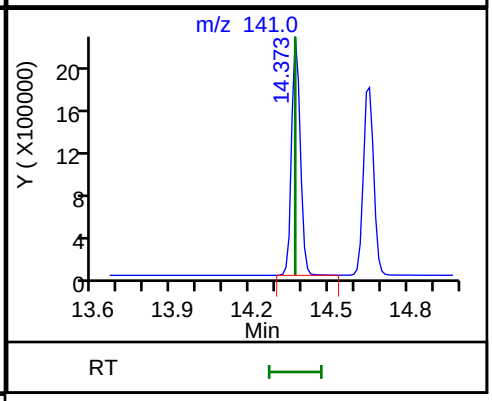

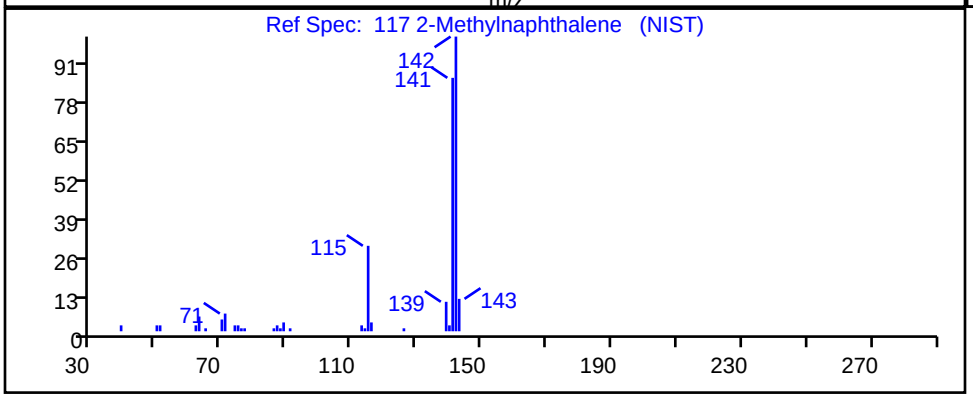

RT	Mass	Response	Amount
14.37	142.00	6168249	126.3397
14.37	141.00	5227928	

Reviewer: williamsla, 12-Jun-2019 12:23:51

Audit Action: Marked Compound Undetected Audit Reason: Invalid Compound ID

User Disabled Compound Report

Eurofins TestAmerica, Canton

Data File: \\chromna\Canton\ChromData\A3UX17\20190611-88015.b\UXR8418.D
Injection Date: 11-Jun-2019 20:48:30 Instrument ID: A3UX17
Lims ID: STDA9 L7
Client ID:
Operator ID: 001644 ALS Bottle#: 9 Worklist Smp#: 10
Purge Vol: 5.000 mL Dil. Factor: 1.0000
Method: 8260_17 Limit Group: MSV 8260B ICAL
Column: DB-624 (0.18 mm) Detector MS SCAN

90 Cyclohexanone, CAS: 108-94-1

Processing Results

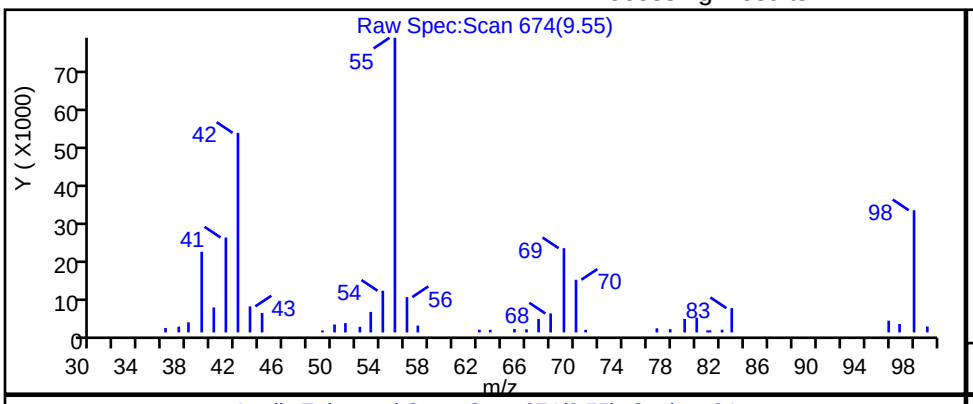

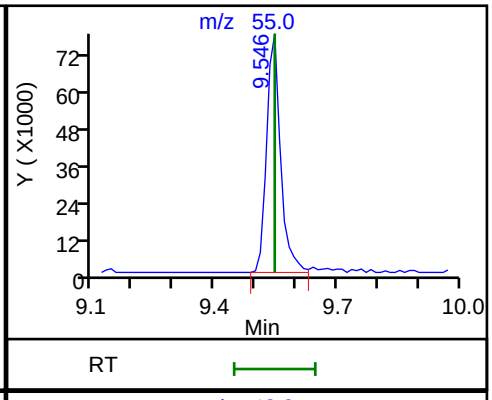

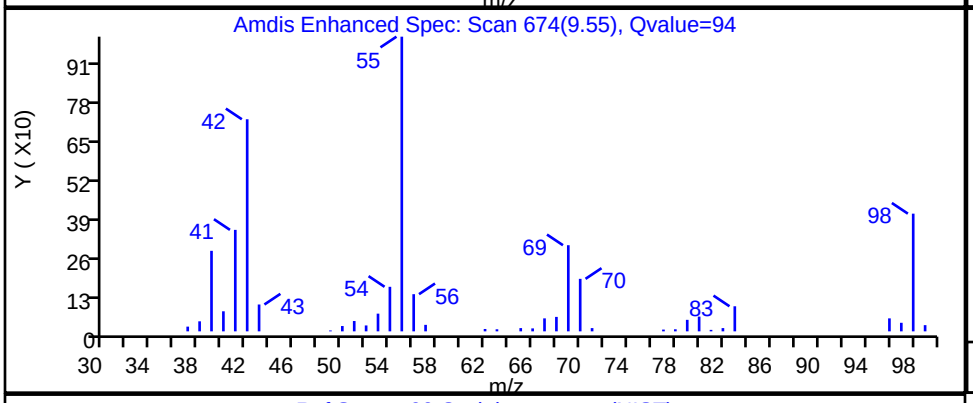

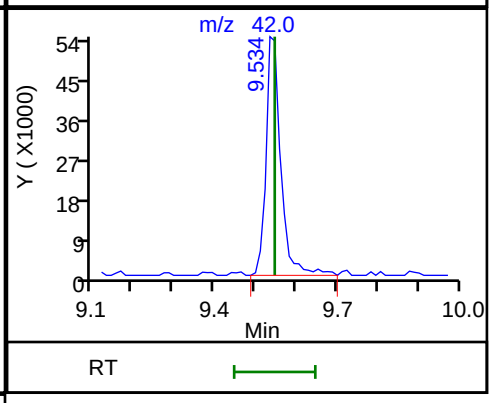

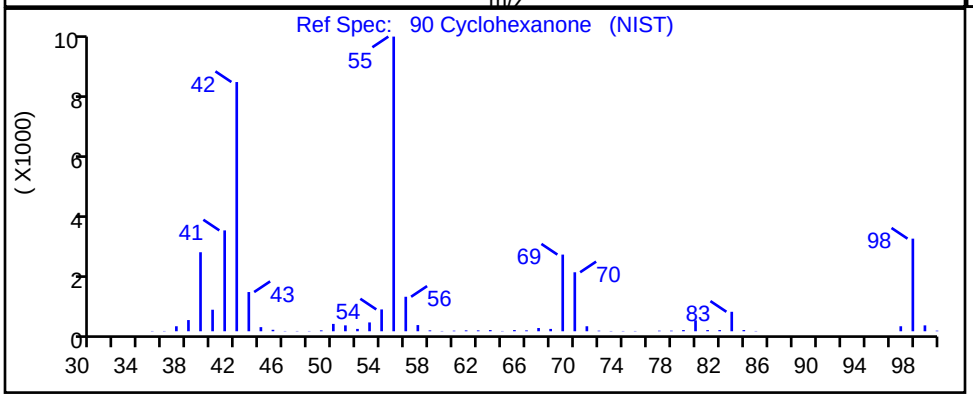

RT	Mass	Response	Amount
9.55	55.00	188543	245.0939
9.53	42.00	137399	

Reviewer: williamsla, 12-Jun-2019 12:19:12
Audit Action: Marked Compound Undetected Audit Reason: Invalid Compound ID

User Disabled Compound Report

Eurofins TestAmerica, Canton

Data File: \\chromna\Canton\ChromData\A3UX17\20190611-88015.b\UXR8418.D
Injection Date: 11-Jun-2019 20:48:30 Instrument ID: A3UX17
Lims ID: STDA9 L7
Client ID:
Operator ID: 001644 ALS Bottle#: 9 Worklist Smp#: 10
Purge Vol: 5.000 mL Dil. Factor: 1.0000
Method: 8260_17 Limit Group: MSV 8260B ICAL
Column: DB-624 (0.18 mm) Detector MS SCAN

56 n-Butanol, CAS: 71-36-3

Processing Results

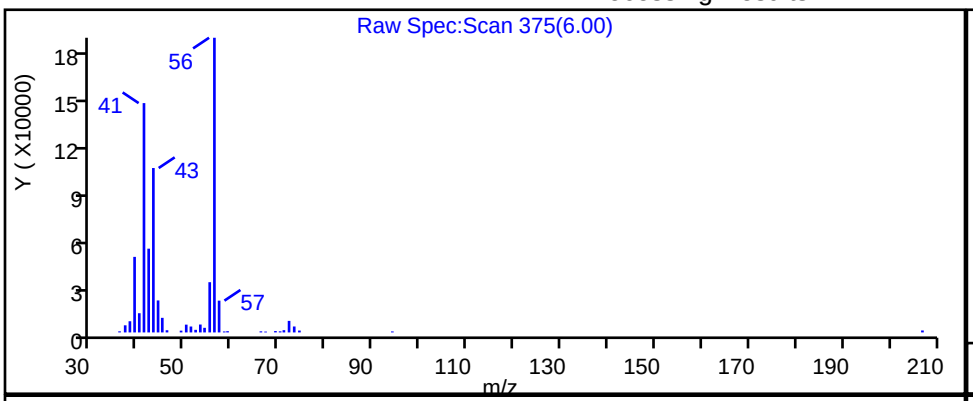

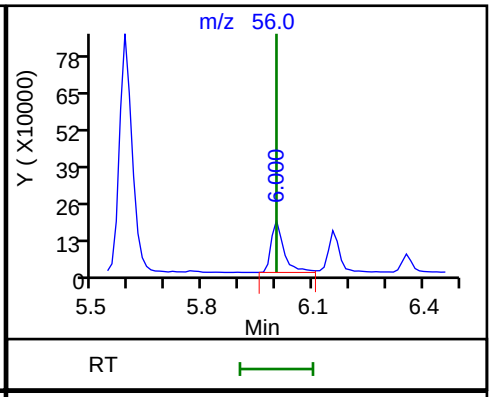

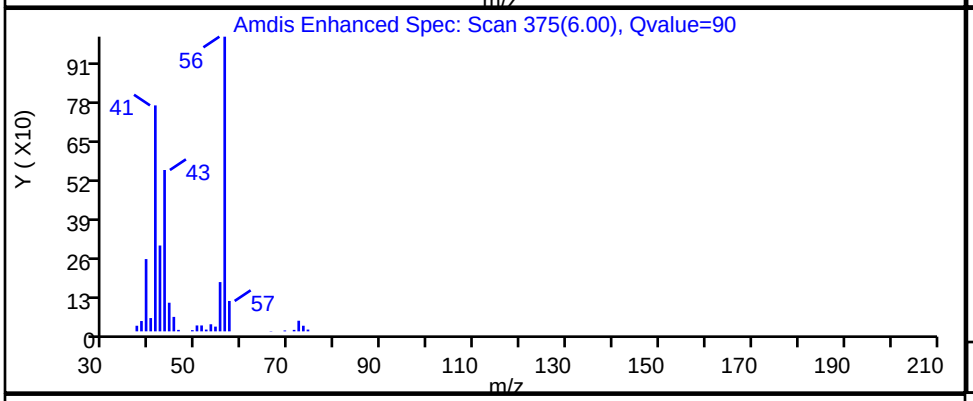

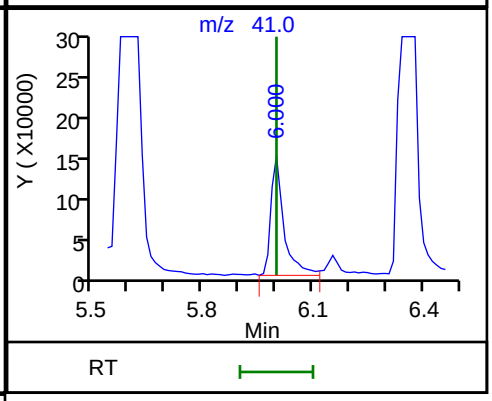

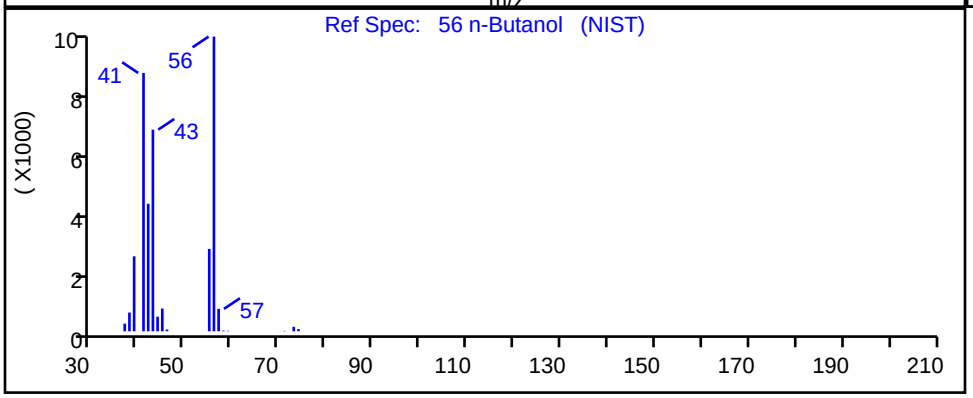

RT	Mass	Response	Amount
6.00	56.00	449161	698.6669
6.00	41.00	361576	

Reviewer: williamsla, 12-Jun-2019 12:19:02
Audit Action: Marked Compound Undetected Audit Reason: Invalid Compound ID

Eurofins TestAmerica, Canton
Target Compound Quantitation Report

Data File: \\chromna\Canton\ChromData\A3UX17\20190611-88015.b\UXR8419.D
Lims ID: STDA9 L6
Client ID:
Sample Type: IC Calib Level: 6
Inject. Date: 11-Jun-2019 21:11:30 ALS Bottle#: 10 Worklist Smp#: 11
Purge Vol: 5.000 mL Dil. Factor: 1.0000
Sample Info: 240-0088015-011
Operator ID: 001644 Instrument ID: A3UX17
Sublist: chrom-8260_17*sub44

Method: \\chromna\Canton\ChromData\A3UX17\20190611-88015.b\8260_17.m
Limit Group: MSV 8260B ICAL
Last Update: 12-Jun-2019 13:08:45 Calib Date: 11-Jun-2019 23:10:30
Integrator: RTE ID Type: RT Order ID
Quant Method: Internal Standard Quant By: Initial Calibration
Last ICal File: \\chromna\Canton\ChromData\A3UX17\20190611-88015.b\UXR8424.D

Column 1 : DB-624 (0.18 mm) Det: MS SCAN
Process Host: CTX0319

First Level Reviewer: williamsla Date: 12-Jun-2019 12:04:20

Compound	Sig	RT (min.)	Exp RT (min.)	Dlt RT (min.)	Q	Response	Cal Amt ug/l	OnCol Amt ug/l	Flags
* 1 Fluorobenzene	96	5.775	5.775	0.000	99	1807596	10.0	10.0	
* 2 Chlorobenzene-d5	117	8.467	8.467	0.000	88	1387174	10.0	10.0	
* 3 1,4-Dichlorobenzene-d4	152	10.720	10.720	0.000	96	607099	10.0	10.0	
24 Acetonitrile	41	3.534	3.546	-0.012	100	1065911	200.0	215.0	
35 Isopropyl ether	87	4.328	4.328	0.000	94	849976	20.0	23.2	
36 2-Chloro-1,3-butadiene	53	4.364	4.364	0.000	93	1941308	20.0	22.8	
37 Tert-butyl ethyl ether	59	4.637	4.637	0.000	98	2829190	20.0	23.2	
41 Ethyl acetate	43	4.838	4.838	0.000	99	1746927	40.0	46.0	
42 Propionitrile	54	4.862	4.874	-0.012	99	1310220	200.0	227.2	
43 Methacrylonitrile	41	4.992	4.992	0.000	94	6236291	200.0	222.4	
54 Tert-amyl methyl ether	73	5.609	5.609	0.000	91	2093564	20.0	23.3	
56 n-Butanol	56	6.000	6.000	0.000	92	457664	500.0	499.2	
58 Ethyl acrylate	55	6.155	6.155	0.001	98	1137439	20.0	20.9	
61 Methyl methacrylate	41	6.356	6.356	0.000	95	1742625	40.0	42.1	
65 2-Nitropropane	41	6.724	6.724	0.000	97	348119	40.0	45.3	
77 n-Butyl acetate	56	7.874	7.874	0.000	100	498581	20.0	20.4	
80 1-Chlorohexane	91	8.443	8.443	0.000	89	1258610	20.0	20.6	
90 Cyclohexanone	55	9.534	9.546	-0.012	94	205188	200.0	199.9	
100 Pentachloroethane	167	10.341	10.341	0.000	95	1136607	40.0	45.2	
106 1,2,3-Trimethylbenzene	105	10.779	10.779	0.000	99	4009333	20.0	20.3	
107 Benzyl chloride	126	10.874	10.874	0.000	98	255231	20.0	20.6	
112 1,3,5-Trichlorobenzene	180	12.096	12.096	0.000	97	1375444	20.0	21.3	
117 2-Methylnaphthalene	142	14.373	14.372	0.001	97	3156302	40.0	40.0	

Reagents:

vm50is_stk_A_00004 Amount Added: 1.00 Units: uL
VMRA9W_00301 Amount Added: 16.00 Units: uL

Report Date: 12-Jun-2019 13:08:46 Chrom Revision: 2.3 03-May-2019 15:52:00

Eurofins TestAmerica, Canton

Data File: \\chromna\Canton\ChromData\A3UX17\20190611-88015.b\UXR8419.D

Injection Date:	11-Jun-2019 21:11:30	Instrument ID:	A3UX17	Operator ID:	001644
Lims ID:	STDA9 L6			Worklist Smp#:	11
Client ID:					
Purge Vol:	5.000 mL	Dil. Factor:	1.0000	ALS Bottle#:	10
Method:	8260_17	Limit Group:	MSV 8260B ICAL		

Column: DB-624 (0.18 mm)

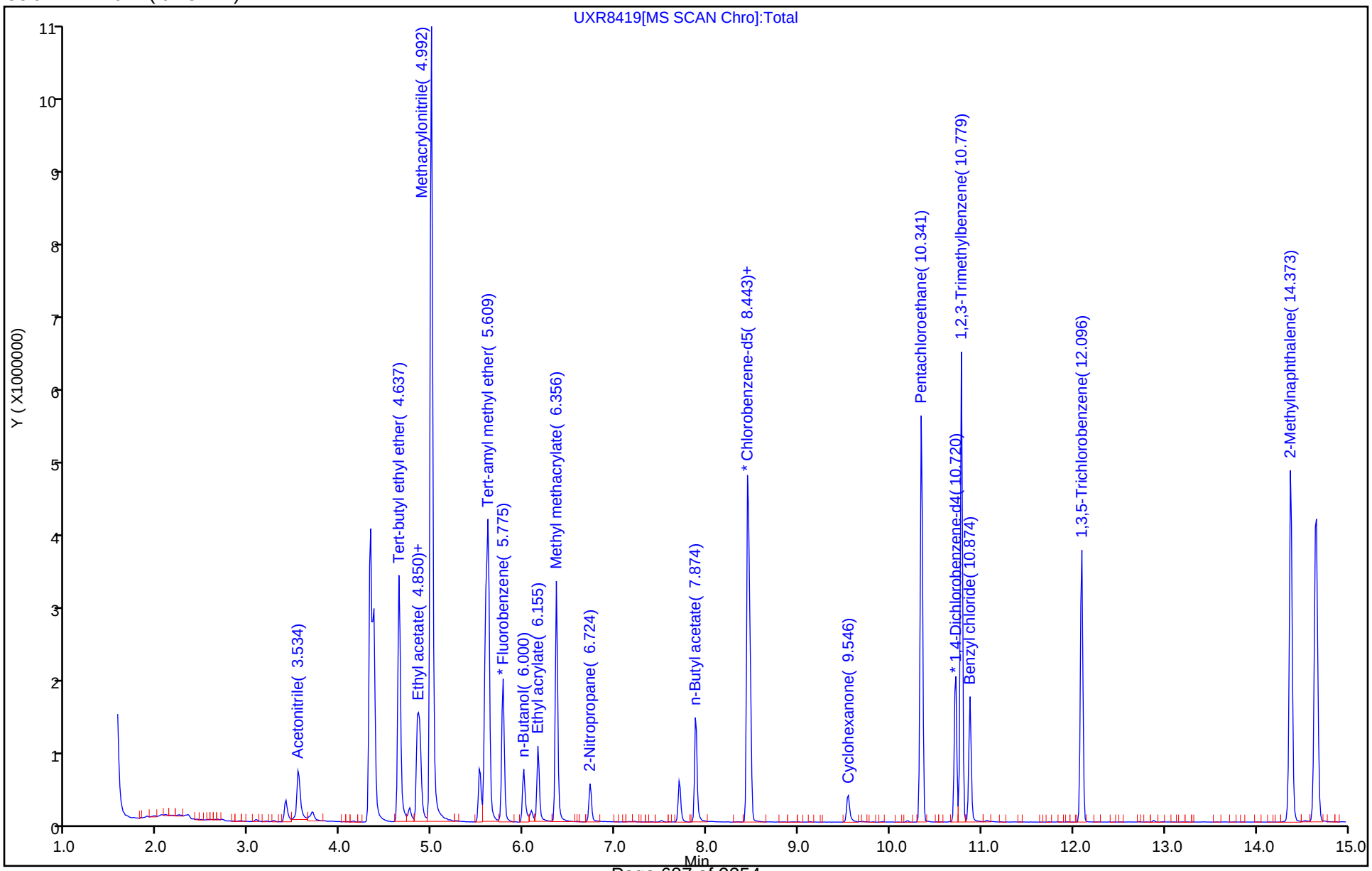

Eurofins TestAmerica, Canton
Target Compound Quantitation Report

Data File: \\chromna\Canton\ChromData\A3UX17\20190611-88015.b\UXR8420.D
Lims ID: STDA9 L5
Client ID:
Sample Type: IC Calib Level: 5
Inject. Date: 11-Jun-2019 21:35:30 ALS Bottle#: 11 Worklist Smp#: 12
Purge Vol: 5.000 mL Dil. Factor: 1.0000
Sample Info: 240-0088015-012
Operator ID: 001644 Instrument ID: A3UX17
Sublist: chrom-8260_17*sub44

Method: \\chromna\Canton\ChromData\A3UX17\20190611-88015.b\8260_17.m
Limit Group: MSV 8260B ICAL
Last Update: 12-Jun-2019 13:08:48 Calib Date: 11-Jun-2019 23:10:30
Integrator: RTE ID Type: Deconvolution ID
Quant Method: Internal Standard Quant By: Initial Calibration
Last ICal File: \\chromna\Canton\ChromData\A3UX17\20190611-88015.b\UXR8424.D

Column 1 : DB-624 (0.18 mm) Det: MS SCAN
Process Host: CTX0319

Compound	Sig	RT (min.)	Exp RT (min.)	Dlt RT (min.)	Q	Response	Cal Amt ug/l	OnCol Amt ug/l	Flags
* 1 Fluorobenzene	96	5.775	5.775	0.000	99	1825991	10.0	10.0	
* 2 Chlorobenzene-d5	117	8.467	8.467	0.000	89	1395643	10.0	10.0	
* 3 1,4-Dichlorobenzene-d4	152	10.720	10.720	0.000	97	597699	10.0	10.0	
24 Acetonitrile	41	3.546	3.546	0.000	100	502833	100.0	100.4	
35 Isopropyl ether	87	4.328	4.328	0.000	94	377464	10.0	10.2	
36 2-Chloro-1,3-butadiene	53	4.364	4.364	0.000	93	904215	10.0	10.5	
37 Tert-butyl ethyl ether	59	4.637	4.637	0.000	97	1292772	10.0	10.5	
41 Ethyl acetate	43	4.838	4.838	0.000	100	808002	20.0	21.1	
42 Propionitrile	54	4.862	4.862	0.000	99	616103	100.0	105.7	
43 Methacrylonitrile	41	4.992	4.992	0.000	94	2991625	100.0	105.6	
54 Tert-amyl methyl ether	73	5.609	5.609	0.000	90	954127	10.0	10.5	
56 n-Butanol	56	6.000	6.000	0.000	90	209088	250.0	255.4	
58 Ethyl acrylate	55	6.155	6.155	0.000	99	499191	10.0	9.41	
61 Methyl methacrylate	41	6.356	6.356	0.000	96	776000	20.0	19.2	
65 2-Nitropropane	41	6.724	6.724	0.000	96	146924	20.0	18.9	
77 n-Butyl acetate	56	7.874	7.874	0.000	99	206429	10.0	8.91	
80 1-Chlorohexane	91	8.443	8.443	0.000	85	528649	10.0	8.95	
90 Cyclohexanone	55	9.534	9.534	0.000	94	87509	100.0	100.4	
100 Pentachloroethane	167	10.341	10.341	0.000	93	525803	20.0	20.8	
106 1,2,3-Trimethylbenzene	105	10.779	10.779	0.000	99	1749579	10.0	9.34	
107 Benzyl chloride	126	10.874	10.874	0.000	99	100465	10.0	8.67	
112 1,3,5-Trichlorobenzene	180	12.096	12.096	0.000	96	624023	10.0	9.84	
117 2-Methylnaphthalene	142	14.384	14.384	0.000	97	1082820	20.0	20.3	

Reagents:

vm50is_stk_A_00004 Amount Added: 1.00 Units: uL
VMRA9W_00301 Amount Added: 8.00 Units: uL

Report Date: 12-Jun-2019 13:08:48 Chrom Revision: 2.3 03-May-2019 15:52:00

Eurofins TestAmerica, Canton

Data File: \\chromna\Canton\ChromData\A3UX17\20190611-88015.b\UXR8420.D

Injection Date:	11-Jun-2019 21:35:30	Instrument ID:	A3UX17	Operator ID:	001644
Lims ID:	STDA9 L5			Worklist Smp#:	12
Client ID:					
Purge Vol:	5.000 mL	Dil. Factor:	1.0000	ALS Bottle#:	11
Method:	8260_17	Limit Group:	MSV 8260B ICAL		

Column: DB-624 (0.18 mm)

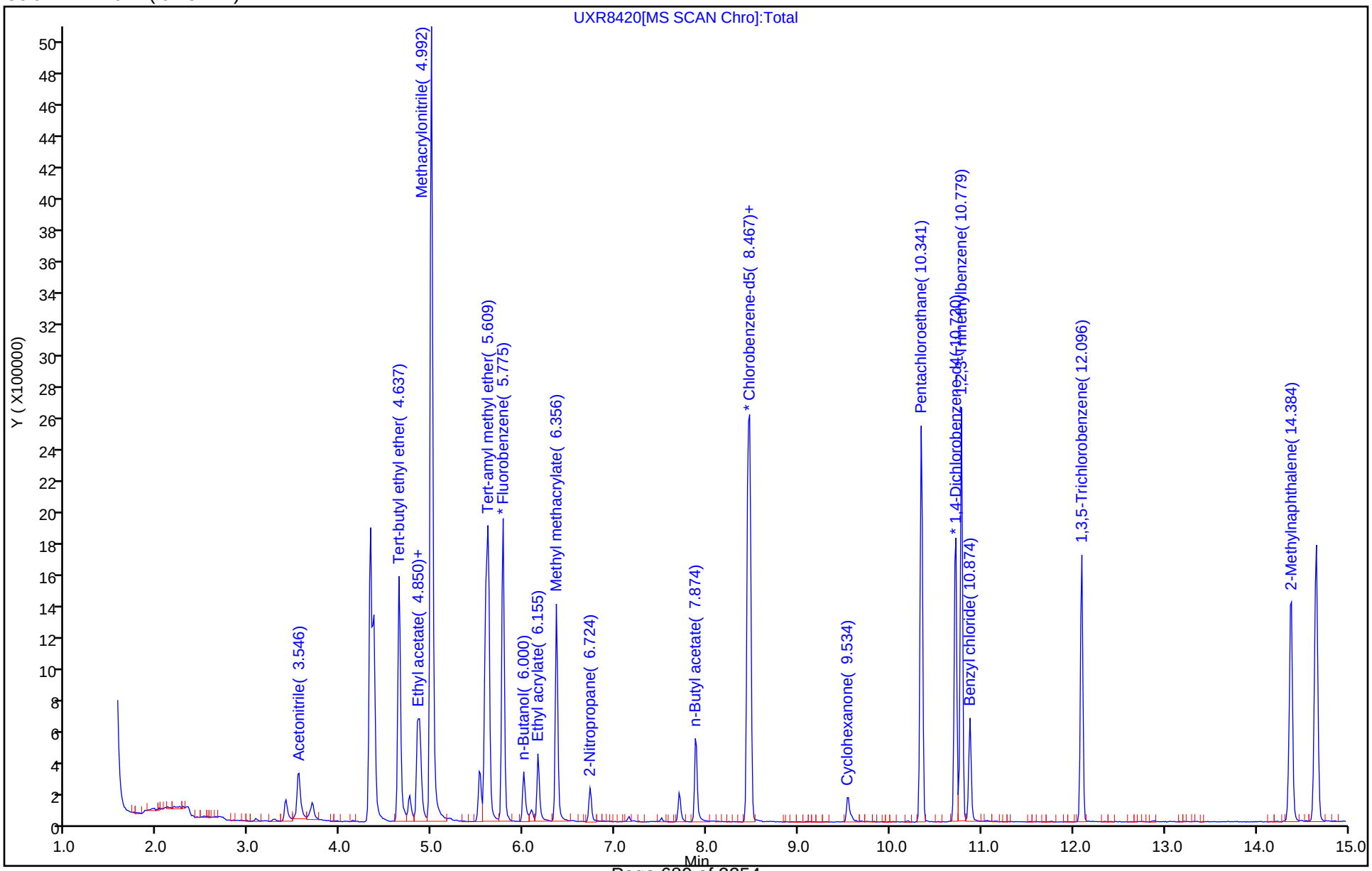

Eurofins TestAmerica, Canton
Target Compound Quantitation Report

Data File: \\chromna\Canton\ChromData\A3UX17\20190611-88015.b\UXR8421.D
Lims ID: STDA9 L4
Client ID:
Sample Type: IC Calib Level: 4
Inject. Date: 11-Jun-2019 21:59:30 ALS Bottle#: 12 Worklist Smp#: 13
Purge Vol: 5.000 mL Dil. Factor: 1.0000
Sample Info: 240-0088015-013
Operator ID: 001644 Instrument ID: A3UX17
Sublist: chrom-8260_17*sub44

Method: \\chromna\Canton\ChromData\A3UX17\20190611-88015.b\8260_17.m
Limit Group: MSV 8260B ICAL
Last Update: 12-Jun-2019 13:08:50 Calib Date: 11-Jun-2019 23:10:30
Integrator: RTE ID Type: Deconvolution ID
Quant Method: Internal Standard Quant By: Initial Calibration
Last ICal File: \\chromna\Canton\ChromData\A3UX17\20190611-88015.b\UXR8424.D

Column 1 : DB-624 (0.18 mm) Det: MS SCAN
Process Host: CTX0319

	Compound	Sig	RT (min.)	Exp RT (min.)	Dlt RT (min.)	Q	Response	Cal Amt ug/l	OnCol Amt ug/l	Flags
*	1 Fluorobenzene	96	5.775	5.775	0.000	99	1823394	10.0	10.0	
*	2 Chlorobenzene-d5	117	8.467	8.467	0.000	89	1353821	10.0	10.0	
*	3 1,4-Dichlorobenzene-d4	152	10.720	10.720	0.000	96	537024	10.0	10.0	
	24 Acetonitrile	41	3.546	3.546	0.000	99	265317	50.0	53.1	
	35 Isopropyl ether	87	4.328	4.328	0.000	94	189839	5.00	5.14	
	36 2-Chloro-1,3-butadiene	53	4.364	4.364	0.000	92	428242	5.00	4.98	
	37 Tert-butyl ethyl ether	59	4.637	4.637	0.000	95	635083	5.00	5.16	
	41 Ethyl acetate	43	4.838	4.838	0.000	99	399274	10.0	10.4	
	42 Propionitrile	54	4.874	4.874	0.000	100	312473	50.0	53.7	
	43 Methacrylonitrile	41	4.992	4.992	0.000	94	1489388	50.0	52.6	
	54 Tert-amyl methyl ether	73	5.609	5.609	0.000	90	482856	5.00	5.33	
	56 n-Butanol	56	6.000	6.000	0.000	91	90827	125.0	128.1	
	58 Ethyl acrylate	55	6.155	6.155	0.000	98	238181	5.00	4.81	
	61 Methyl methacrylate	41	6.356	6.356	0.000	95	378626	10.0	9.96	
	65 2-Nitropropane	41	6.724	6.724	0.000	100	80741	10.0	10.4	
	77 n-Butyl acetate	56	7.874	7.874	0.000	98	95329	5.00	4.71	
	80 1-Chlorohexane	91	8.443	8.443	0.000	85	242034	5.00	4.56	
	90 Cyclohexanone	55	9.546	9.546	0.000	92	38146	50.0	53.4	
	100 Pentachloroethane	167	10.341	10.341	0.000	90	241361	10.0	9.85	
	106 1,2,3-Trimethylbenzene	105	10.779	10.779	0.000	99	755066	5.00	4.81	
	107 Benzyl chloride	126	10.874	10.874	0.000	98	43190	5.00	4.51	
	112 1,3,5-Trichlorobenzene	180	12.096	12.096	0.000	96	299499	5.00	5.25	
	117 2-Methylnaphthalene	142	14.372	14.372	0.000	98	363494	10.0	10.2	

Reagents:

vm50is_stk_A_00004 Amount Added: 1.00 Units: uL
VMRA9W_00301 Amount Added: 4.00 Units: uL

Report Date: 12-Jun-2019 13:08:51 Chrom Revision: 2.3 03-May-2019 15:52:00

Eurofins TestAmerica, Canton

Data File: \\chromna\Canton\ChromData\A3UX17\20190611-88015.b\UXR8421.D

Injection Date:	11-Jun-2019 21:59:30	Instrument ID:	A3UX17	Operator ID:	001644
Lims ID:	STDA9 L4			Worklist Smp#:	13
Client ID:					
Purge Vol:	5.000 mL	Dil. Factor:	1.0000	ALS Bottle#:	12
Method:	8260_17	Limit Group:	MSV 8260B ICAL		

Column: DB-624 (0.18 mm)

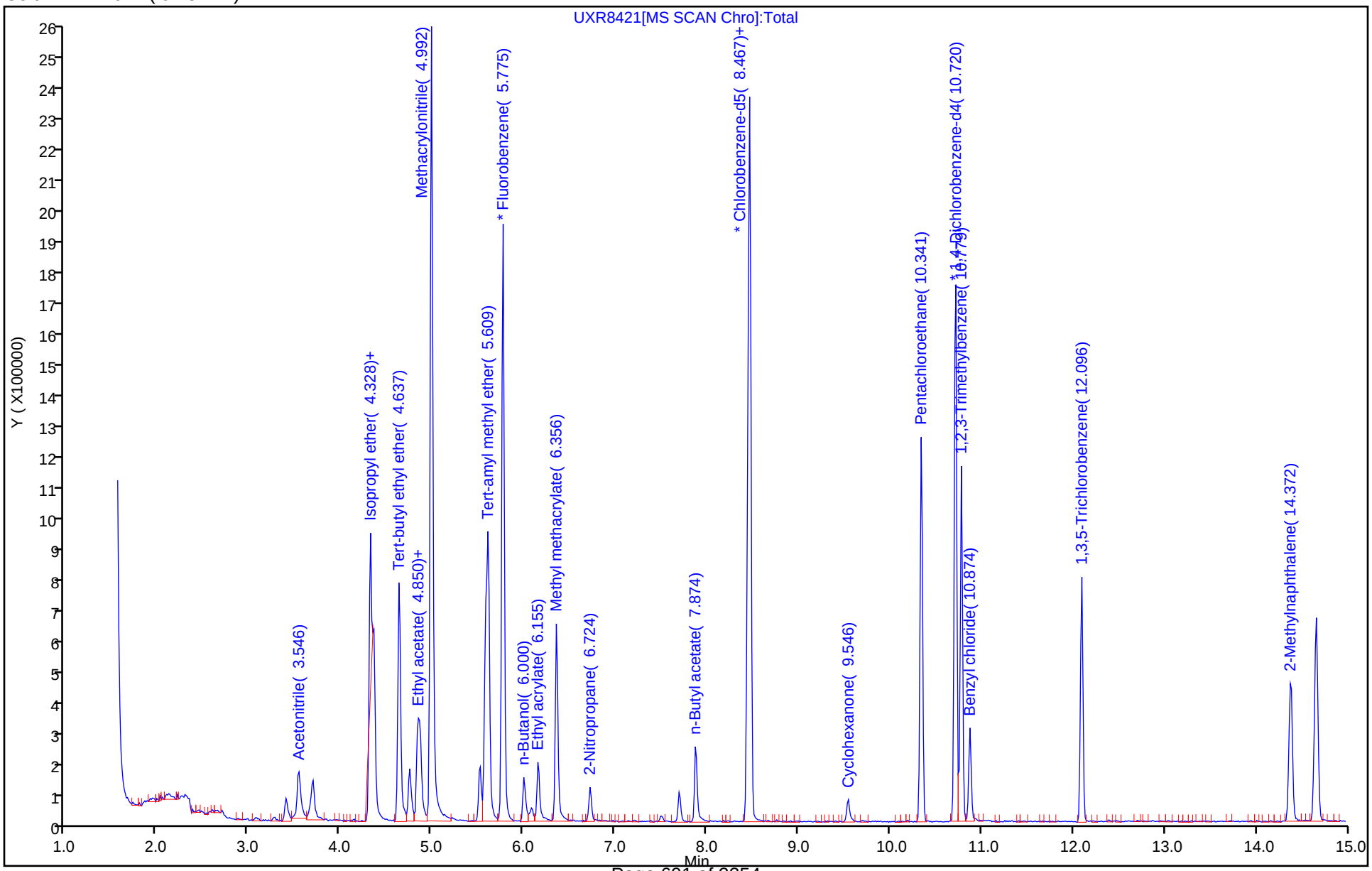

Eurofins TestAmerica, Canton
Target Compound Quantitation Report

Data File: \\chromna\Canton\ChromData\A3UX17\20190611-88015.b\UXR8422.D
Lims ID: STDA9 L3
Client ID:
Sample Type: IC Calib Level: 3
Inject. Date: 11-Jun-2019 22:23:30 ALS Bottle#: 13 Worklist Smp#: 14
Purge Vol: 5.000 mL Dil. Factor: 1.0000
Sample Info: 240-0088015-014
Operator ID: 001644 Instrument ID: A3UX17
Sublist: chrom-8260_17*sub44

Method: \\chromna\Canton\ChromData\A3UX17\20190611-88015.b\8260_17.m
Limit Group: MSV 8260B ICAL
Last Update: 12-Jun-2019 13:08:53 Calib Date: 11-Jun-2019 23:10:30
Integrator: RTE ID Type: Deconvolution ID
Quant Method: Internal Standard Quant By: Initial Calibration
Last ICal File: \\chromna\Canton\ChromData\A3UX17\20190611-88015.b\UXR8424.D

Column 1 : DB-624 (0.18 mm) Det: MS SCAN
Process Host: CTX0319

Compound	Sig	RT (min.)	Exp RT (min.)	Dlt RT (min.)	Q	Response	Cal Amt ug/l	OnCol Amt ug/l	Flags
* 1 Fluorobenzene	96	5.775	5.775	0.000	99	1790673	10.0	10.0	
* 2 Chlorobenzene-d5	117	8.467	8.467	0.000	88	1332284	10.0	10.0	
* 3 1,4-Dichlorobenzene-d4	152	10.720	10.720	0.000	96	537602	10.0	10.0	
24 Acetonitrile	41	3.546	3.546	0.000	99	179268	40.0	36.5	
35 Isopropyl ether	87	4.328	4.328	0.000	93	133279	4.00	3.67	
36 2-Chloro-1,3-butadiene	53	4.364	4.364	0.000	92	320953	4.00	3.80	
37 Tert-butyl ethyl ether	59	4.637	4.637	0.000	95	449879	4.00	3.72	
41 Ethyl acetate	43	4.838	4.838	0.000	99	282636	8.00	7.52	
42 Propionitrile	54	4.874	4.874	0.000	99	215410	40.0	37.7	
43 Methacrylonitrile	41	4.992	4.992	0.000	94	1070794	40.0	38.5	
54 Tert-amyl methyl ether	73	5.609	5.609	0.000	88	344335	4.00	3.87	
56 n-Butanol	56	6.000	6.000	0.000	94	51893	100.0	81.9	
58 Ethyl acrylate	55	6.155	6.155	0.001	98	154730	4.00	3.39	
61 Methyl methacrylate	41	6.356	6.356	0.000	94	253714	8.00	7.16	
65 2-Nitropropane	41	6.724	6.724	0.000	95	51637	8.00	6.79	
77 n-Butyl acetate	56	7.874	7.874	0.000	98	59868	4.00	3.33	
80 1-Chlorohexane	91	8.443	8.443	0.000	85	180696	4.00	3.61	
90 Cyclohexanone	55	9.546	9.546	0.000	92	23078	40.0	34.1	
100 Pentachloroethane	167	10.341	10.341	0.000	90	180394	8.00	7.48	
106 1,2,3-Trimethylbenzene	105	10.779	10.779	0.000	99	525207	4.00	3.53	
107 Benzyl chloride	126	10.874	10.874	0.000	99	29484	4.00	3.30	
112 1,3,5-Trichlorobenzene	180	12.096	12.096	0.000	97	235284	4.00	4.12	
117 2-Methylnaphthalene	142	14.372	14.372	0.000	97	214473	8.00	6.94	

Reagents:

vm50is_stk_A_00004 Amount Added: 1.00 Units: uL
VMRA9W_00301 Amount Added: 3.20 Units: uL

Report Date: 12-Jun-2019 13:08:53 Chrom Revision: 2.3 03-May-2019 15:52:00

Eurofins TestAmerica, Canton

Data File: \\chromna\Canton\ChromData\A3UX17\20190611-88015.b\UXR8422.D

Injection Date:	11-Jun-2019 22:23:30	Instrument ID:	A3UX17	Operator ID:	001644
Lims ID:	STDA9 L3			Worklist Smp#:	14
Client ID:					
Purge Vol:	5.000 mL	Dil. Factor:	1.0000	ALS Bottle#:	13
Method:	8260_17	Limit Group:	MSV 8260B ICAL		

Column: DB-624 (0.18 mm)

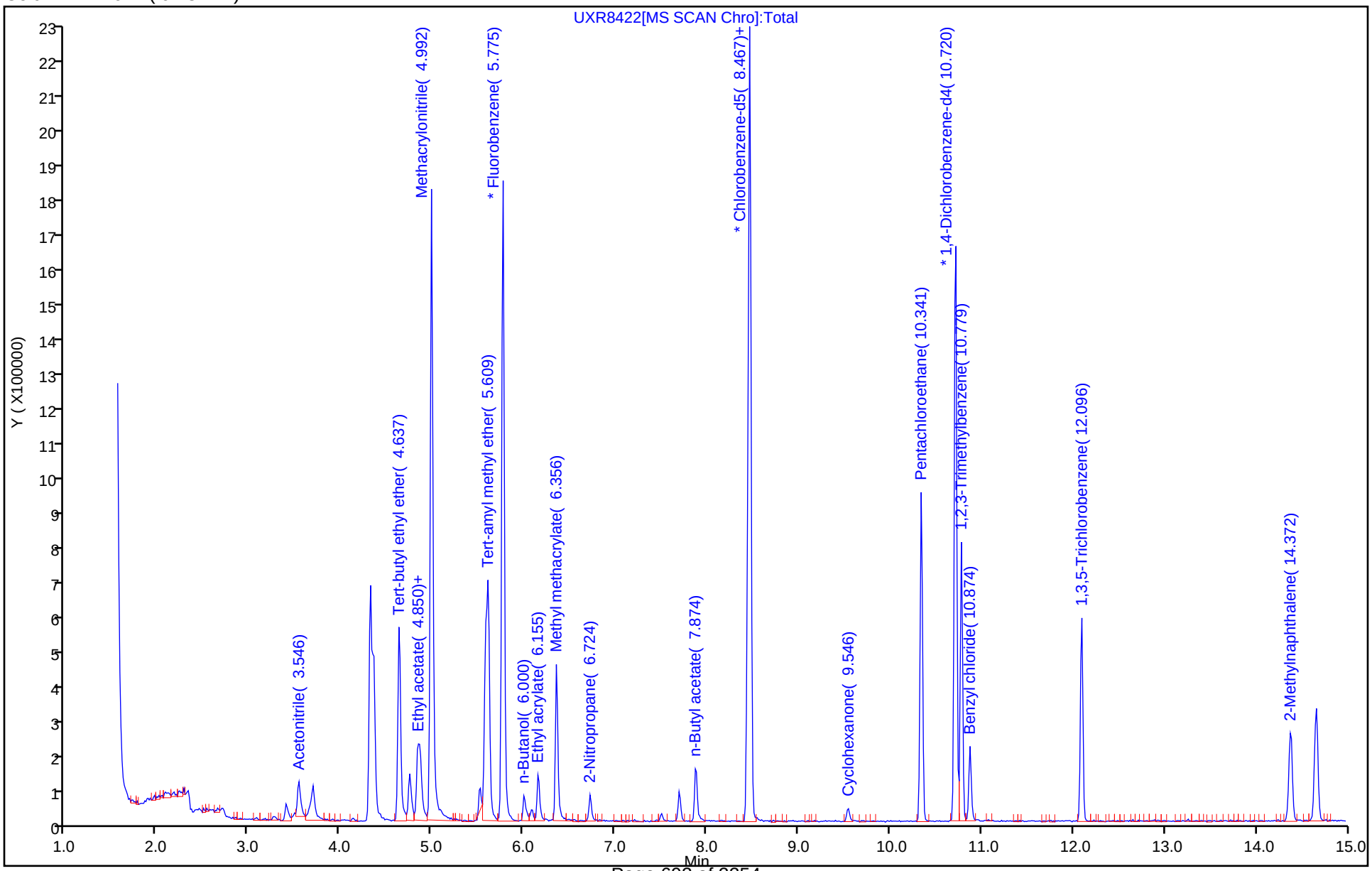

Eurofins TestAmerica, Canton
Target Compound Quantitation Report

Data File: \\chromna\Canton\ChromData\A3UX17\20190611-88015.b\UXR8423.D
Lims ID: STDA9 L2
Client ID:
Sample Type: IC Calib Level: 2
Inject. Date: 11-Jun-2019 22:47:30 ALS Bottle#: 14 Worklist Smp#: 15
Purge Vol: 5.000 mL Dil. Factor: 1.0000
Sample Info: 240-0088015-015
Operator ID: 001644 Instrument ID: A3UX17
Sublist: chrom-8260_17*sub44

Method: \\chromna\Canton\ChromData\A3UX17\20190611-88015.b\8260_17.m
Limit Group: MSV 8260B ICAL
Last Update: 12-Jun-2019 13:08:55 Calib Date: 11-Jun-2019 23:10:30
Integrator: RTE ID Type: Deconvolution ID
Quant Method: Internal Standard Quant By: Initial Calibration
Last ICal File: \\chromna\Canton\ChromData\A3UX17\20190611-88015.b\UXR8424.D

Column 1 : DB-624 (0.18 mm) Det: MS SCAN
Process Host: CTX0319

First Level Reviewer: williamsla Date: 12-Jun-2019 13:06:44

Compound	Sig	RT (min.)	Exp RT (min.)	Dlt RT (min.)	Q	Response	Cal Amt ug/l	OnCol Amt ug/l	Flags
* 1 Fluorobenzene	96	5.775	5.775	0.000	99	1728562	10.0	10.0	
* 2 Chlorobenzene-d5	117	8.467	8.467	0.000	89	1227579	10.0	10.0	
* 3 1,4-Dichlorobenzene-d4	152	10.720	10.720	0.000	97	492527	10.0	10.0	
24 Acetonitrile	41	3.546	3.546	0.000	99	88234	20.0	18.6	
35 Isopropyl ether	87	4.328	4.328	0.000	92	61141	2.00	1.75	
36 2-Chloro-1,3-butadiene	53	4.364	4.364	0.000	92	142420	2.00	1.75	
37 Tert-butyl ethyl ether	59	4.637	4.637	0.000	94	204090	2.00	1.75	
41 Ethyl acetate	43	4.838	4.838	0.000	99	126255	4.00	3.48	
42 Propionitrile	54	4.874	4.874	0.000	99	96831	20.0	17.6	
43 Methacrylonitrile	41	4.992	4.992	0.000	93	469982	20.0	17.5	
54 Tert-amyl methyl ether	73	5.621	5.609	0.012	89	148220	2.00	1.72	
56 n-Butanol	56	6.000	6.000	0.000	96	29972	50.0	57.3	
58 Ethyl acrylate	55	6.155	6.155	0.000	99	69832	2.00	1.91	
61 Methyl methacrylate	41	6.356	6.356	0.000	93	112123	4.00	3.89	
65 2-Nitropropane	41	6.724	6.724	0.000	87	24480	4.00	3.33	
77 n-Butyl acetate	56	7.886	7.874	0.012	96	23623	2.00	1.94	
80 1-Chlorohexane	91	8.455	8.443	0.012	81	73494	2.00	1.95	
90 Cyclohexanone	55	9.534	9.546	-0.012	89	12819	20.0	21.9	
100 Pentachloroethane	167	10.341	10.341	0.000	88	77417	4.00	3.48	
106 1,2,3-Trimethylbenzene	105	10.779	10.779	0.000	98	215007	2.00	1.92	
107 Benzyl chloride	126	10.874	10.874	0.000	98	13833	2.00	2.03	
112 1,3,5-Trichlorobenzene	180	12.096	12.096	0.000	95	103486	2.00	1.98	
117 2-Methylnaphthalene	142	14.372	14.372	0.000	97	91965	4.00	4.07	

Reagents:

vm50is_stk_A_00004 Amount Added: 1.00 Units: uL
VMRA9W_00301 Amount Added: 1.60 Units: uL

Report Date: 12-Jun-2019 13:08:56 Chrom Revision: 2.3 03-May-2019 15:52:00

Eurofins TestAmerica, Canton

Data File: \\chromna\Canton\ChromData\A3UX17\20190611-88015.b\UXR8423.D

Injection Date:	11-Jun-2019 22:47:30	Instrument ID:	A3UX17	Operator ID:	001644
Lims ID:	STDA9 L2			Worklist Smp#:	15
Client ID:					
Purge Vol:	5.000 mL	Dil. Factor:	1.0000	ALS Bottle#:	14
Method:	8260_17	Limit Group:	MSV 8260B ICAL		

Column: DB-624 (0.18 mm)

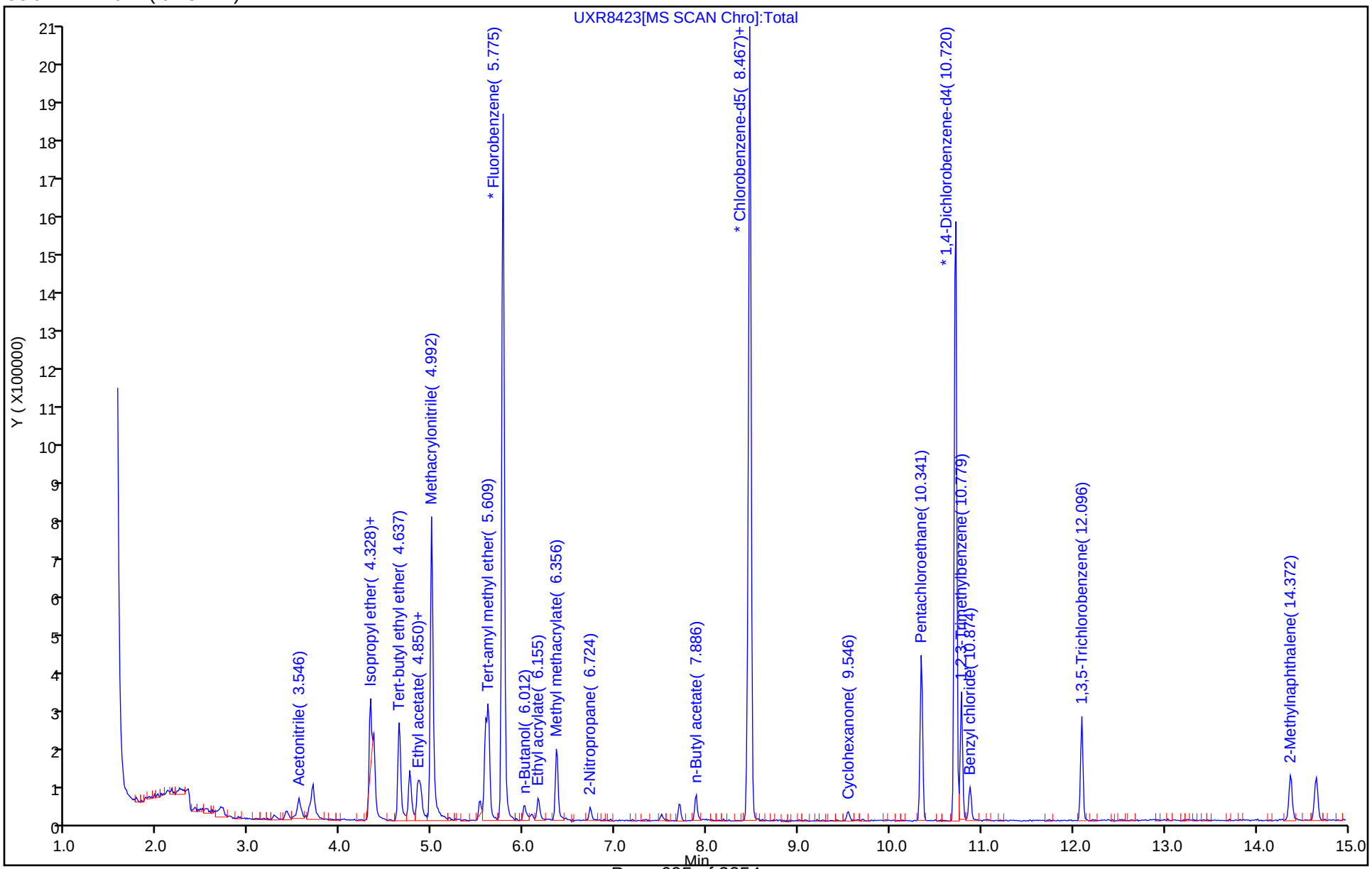

Eurofins TestAmerica, Canton
Target Compound Quantitation Report

Data File: \\chromna\Canton\ChromData\A3UX17\20190611-88015.b\UXR8424.D
Lims ID: STDA9 L1
Client ID:
Sample Type: IC Calib Level: 1
Inject. Date: 11-Jun-2019 23:10:30 ALS Bottle#: 15 Worklist Smp#: 16
Purge Vol: 5.000 mL Dil. Factor: 1.0000
Sample Info: 240-0088015-016
Operator ID: 001644 Instrument ID: A3UX17
Sublist: chrom-8260_17*sub44

Method: \\chromna\Canton\ChromData\A3UX17\20190611-88015.b\8260_17.m
Limit Group: MSV 8260B ICAL
Last Update: 12-Jun-2019 13:08:57 Calib Date: 11-Jun-2019 23:10:30
Integrator: RTE ID Type: Deconvolution ID
Quant Method: Internal Standard Quant By: Initial Calibration
Last ICal File: \\chromna\Canton\ChromData\A3UX17\20190611-88015.b\UXR8424.D

Column 1 : DB-624 (0.18 mm) Det: MS SCAN
Process Host: CTX0319

First Level Reviewer: williamsla Date: 12-Jun-2019 13:06:15

Compound	Sig	RT (min.)	Exp RT (min.)	Dlt RT (min.)	Q	Response	Cal Amt ug/l	OnCol Amt ug/l	Flags
* 1 Fluorobenzene	96	5.775	5.775	0.000	99	1658293	10.0	10.0	
* 2 Chlorobenzene-d5	117	8.467	8.467	0.000	88	1166949	10.0	10.0	
* 3 1,4-Dichlorobenzene-d4	152	10.720	10.720	0.000	97	487208	10.0	10.0	
24 Acetonitrile	41	3.546	3.546	0.000	94	48331	10.0	10.6	
35 Isopropyl ether	87	4.328	4.328	0.000	91	28866	1.00	0.8595	
36 2-Chloro-1,3-butadiene	53	4.364	4.364	0.000	94	66796	1.00	0.8533	
37 Tert-butyl ethyl ether	59	4.637	4.637	0.000	95	91571	1.00	0.8182	
41 Ethyl acetate	43	4.850	4.838	0.012	100	61129	2.00	1.76	
42 Propionitrile	54	4.874	4.874	0.000	98	47076	10.0	8.90	
43 Methacrylonitrile	41	4.992	4.992	0.000	94	230502	10.0	8.96	
54 Tert-amyl methyl ether	73	5.609	5.609	0.000	87	64364	1.00	0.7807	
56 n-Butanol	56	6.012	6.000	0.012	79	8652	25.0	27.9	
58 Ethyl acrylate	55	6.166	6.155	0.012	97	32343	1.00	1.24	
61 Methyl methacrylate	41	6.356	6.356	0.000	90	43905	2.00	2.26	
65 2-Nitropropane	41	6.724	6.724	0.000	85	14267	2.00	2.03	
77 n-Butyl acetate	56	7.886	7.874	0.012	87	8826	1.00	1.31	
80 1-Chlorohexane	91	8.443	8.443	0.000	80	33388	1.00	1.26	
90 Cyclohexanone	55	9.546	9.546	0.000	83	5126	10.0	10.3	
100 Pentachloroethane	167	10.341	10.341	0.000	82	38195	2.00	1.81	
106 1,2,3-Trimethylbenzene	105	10.779	10.779	0.000	99	98176	1.00	1.22	
107 Benzyl chloride	126	10.874	10.874	0.000	97	6371	1.00	1.32	
112 1,3,5-Trichlorobenzene	180	12.096	12.096	0.000	96	44618	1.00	0.8627	
117 2-Methylnaphthalene	142	14.372	14.372	0.000	96	44999	2.00	2.62	

Reagents:

vm50is_stk_A_00004 Amount Added: 1.00 Units: uL
VMRA9W_00301 Amount Added: 0.80 Units: uL

Report Date: 12-Jun-2019 13:08:58 Chrom Revision: 2.3 03-May-2019 15:52:00

Eurofins TestAmerica, Canton

Data File: \\chromna\Canton\ChromData\A3UX17\20190611-88015.b\UXR8424.D

Injection Date:	11-Jun-2019 23:10:30	Instrument ID:	A3UX17	Operator ID:	001644
Lims ID:	STDA9 L1			Worklist Smp#:	16
Client ID:					
Purge Vol:	5.000 mL	Dil. Factor:	1.0000	ALS Bottle#:	15
Method:	8260_17	Limit Group:	MSV 8260B ICAL		

Column: DB-624 (0.18 mm)

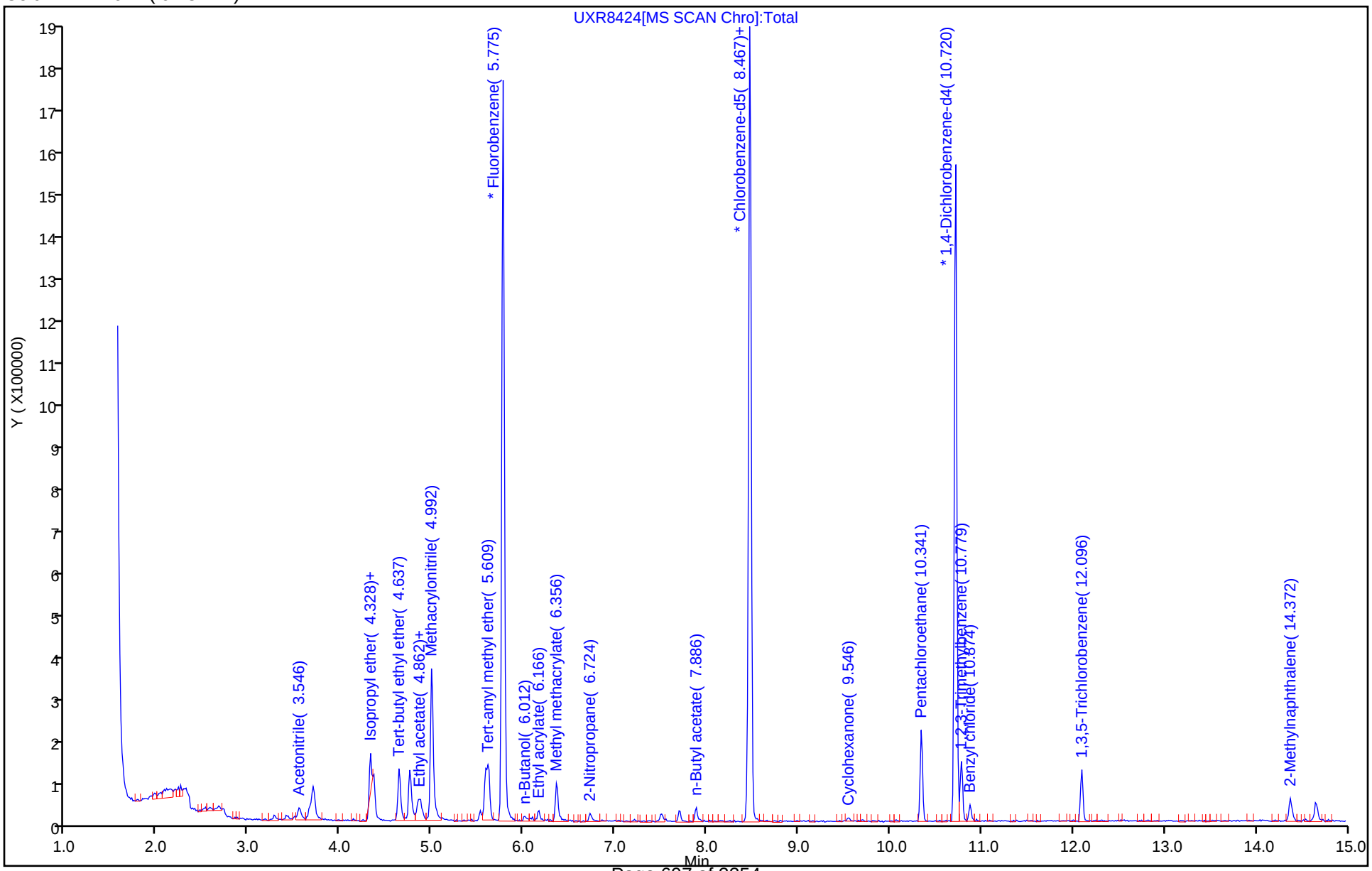

FORM VI
GC/MS VOA BY INTERNAL STANDARD - INITIAL CALIBRATION DATA
CURVE EVALUATION

Lab Name: Eurofins TestAmerica, Canton Job No.: 240-124062-1 Analy Batch No.: 396344

SDG No.:

Instrument ID: A3UX8 GC Column: DB-624 ID: 0.18(mm) Heated Purge: (Y/N) Y

Calibration Start Date: 08/16/2019 07:03 Calibration End Date: 08/16/2019 09:57 Calibration ID: 52785

Calibration Files:

LEVEL:	LAB SAMPLE ID:	LAB FILE ID:
Level 1	STDA9 240-396344/11	UX85981.D
Level 2	STDA9 240-396344/10	UX85980.D
Level 3	STDA9 240-396344/9	UX85979.D
Level 4	STDA9 240-396344/8	UX85978.D
Level 5	STDA9 240-396344/7	UX85977.D
Level 6	STDA9 240-396344/6	UX85976.D
Level 7	STDA9 240-396344/5	UX85975.D
Level 8	STDA9 240-396344/4	UX85974.D
Level 9	STDA9 240-396344/3	UX85973.D

ANALYTE	RRF					CURVE TYPE	COEFFICIENT			#	MIN RRF	%RSD	#	MAX %RSD	R^2 OR COD	#	MIN R^2 OR COD
	LVL 1 LVL 6	LVL 2 LVL 7	LVL 3 LVL 8	LVL 4 LVL 9	LVL 5		B	M1	M2								
Acetonitrile	0.0284 0.0222	0.0247 0.0199	0.0260 0.0204	0.0245 0.0178	0.0247	Ave		0.0232				14.5		15.0			
Diisopropyl ether	0.2594 0.2547	0.2380 0.2409	0.2927 0.2303	0.2639 0.2185	0.2626	Ave		0.2512				8.8		15.0			
2-Chloro-1,3-butadiene	0.4932 0.4962	0.4464 0.4717	0.5410 0.4717	0.5317 0.4515	0.5027	Ave		0.4896				6.7		15.0			
Ethyl tert-butyl ether	0.6546 0.7228	0.6785 0.6750	0.8174 0.6621	0.7779 0.6136	0.7618	Ave		0.7071				9.5		15.0			
Ethyl acetate	+++++ 0.1421	0.1705 0.1399	0.1914 0.1361	0.1628 0.1252	0.1621	Ave		0.1538				14.1		15.0			
Propionitrile	0.0292 0.0224	0.0239 0.0211	0.0268 0.0210	0.0253 0.0185	0.0249	Ave		0.0237				13.9		15.0			
Methacrylonitrile	0.1184 0.1039	0.1091 0.1000	0.1284 0.0981	0.1131 0.0887	0.1128	Ave		0.1081				11.0		15.0			
Tert-amyl methyl ether	0.5088 0.5719	0.4841 0.5380	0.5935 0.5350	0.5827 0.4829	0.5927	Ave		0.5433				8.2		15.0			
n-Butanol	0.0034 0.0041	0.0032 0.0038	0.0048 0.0039	0.0043 0.0035	0.0043	Ave		0.0039				12.8		15.0			
Ethyl acrylate	0.1852 0.1744	0.1646 0.1818	0.2204 0.1730	0.1861 0.1634	0.1922	Ave		0.1823				9.5		15.0			
Methyl methacrylate	0.1390 0.1345	0.1285 0.1344	0.1592 0.1277	0.1445 0.1205	0.1453	Ave		0.1371				8.4		15.0			
2-Nitropropane	+++++ 0.0191	+++++ 0.0215	0.0235 0.0236	0.0185 0.0229	0.0196	Ave		0.0212				10.2		15.0			
n-Butyl acetate	+++++ 0.3466	0.3963 0.3294	0.3965 0.3257	0.3854 0.2893	0.3826	Ave		0.3565				11.1		15.0			

Note: The M1 coefficient is the same as Ave RRF for an Ave curve type.

FORM VI
GC/MS VOA BY INTERNAL STANDARD - INITIAL CALIBRATION DATA
CURVE EVALUATION

Lab Name: Eurofins TestAmerica, Canton Job No.: 240-124062-1 Analy Batch No.: 396344

SDG No.:

Instrument ID: A3UX8 GC Column: DB-624 ID: 0.18(mm) Heated Purge: (Y/N) Y

Calibration Start Date: 08/16/2019 07:03 Calibration End Date: 08/16/2019 09:57 Calibration ID: 52785

ANALYTE	RRF					CURVE TYPE	COEFFICIENT			#	MIN RRF	%RSD	#	MAX %RSD	R^2 OR COD	#	MIN R^2 OR COD
	LVL 1 LVL 6	LVL 2 LVL 7	LVL 3 LVL 8	LVL 4 LVL 9	LVL 5		B	M1	M2								
1-Chlorohexane	0.4952 0.5249	0.4839 0.5126	0.6131 0.5029	0.5616 0.5007	0.5217	Ave		0.5241				7.7		15.0			
Cyclohexanone	+++++ 0.0068	+++++ 0.0064	0.0079 0.0072	0.0077 0.0059	0.0077	Ave		0.0071				10.9		15.0			
Pentachloroethane	0.3833 0.4522	0.3805 0.4138	0.4620 0.4808	0.4248 0.4526	0.4318	Ave		0.4313				8.0		15.0			
1,2,3-Trimethylbenzene	2.9859 3.1603	2.6871 3.0184	3.4827 3.0784	3.2361 2.8518	3.2032	Ave		3.0782				7.5		15.0			
Benzyl chloride	+++++ 0.1467	0.0616 0.1697	0.1168 0.1986	0.1225 0.1869	0.1382	Lin1	-0.392	0.1861							0.9930		0.9900
1,3,5-Trichlorobenzene	1.6704 1.3712	1.4223 1.2367	1.7042 1.2658	1.4973 1.1485	1.3843	Ave		1.4112				13.3		15.0			
2-Methylnaphthalene	1.6691 1.2853	1.4263 1.1829	1.3675 1.2687	1.2901 +++++	1.3435	Lin1	0.9107	1.2469							0.9990		0.9900

Note: The M1 coefficient is the same as Ave RRF for an Ave curve type.

FORM VI
GC/MS VOA BY INTERNAL STANDARD - INITIAL CALIBRATION DATA
RESPONSE AND CONCENTRATION

Lab Name: Eurofins TestAmerica, Canton Job No.: 240-124062-1 Analy Batch No.: 396344

SDG No.:

Instrument ID: A3UX8 GC Column: DB-624 ID: 0.18(mm) Heated Purge: (Y/N) Y

Calibration Start Date: 08/16/2019 07:03 Calibration End Date: 08/16/2019 09:57 Calibration ID: 52785

Calibration Files:

LEVEL:	LAB SAMPLE ID:	LAB FILE ID:
Level 1	STDA9 240-396344/11	UX85981.D
Level 2	STDA9 240-396344/10	UX85980.D
Level 3	STDA9 240-396344/9	UX85979.D
Level 4	STDA9 240-396344/8	UX85978.D
Level 5	STDA9 240-396344/7	UX85977.D
Level 6	STDA9 240-396344/6	UX85976.D
Level 7	STDA9 240-396344/5	UX85975.D
Level 8	STDA9 240-396344/4	UX85974.D
Level 9	STDA9 240-396344/3	UX85973.D

ANALYTE	IS REF	CURVE TYPE	RESPONSE					CONCENTRATION (UG/L)				
			LVL 1 LVL 6	LVL 2 LVL 7	LVL 3 LVL 8	LVL 4 LVL 9	LVL 5	LVL 1 LVL 6	LVL 2 LVL 7	LVL 3 LVL 8	LVL 4 LVL 9	LVL 5
Acetonitrile	FB	Ave	5923 230890	10005 445157	29329 876159	49266 1062244	99985	10.0 500	20.0 1000	50.0 2000	100 2500	200
Diisopropyl ether	FB	Ave	5407 264829	9635 539061	32984 987876	53060 1302429	106271	1.00 50.0	2.00 100	5.00 200	10.0 250	20.0
2-Chloro-1,3-butadiene	FB	Ave	10282 515958	18074 1055431	60971 2023321	106901 2691929	203437	1.00 50.0	2.00 100	5.00 200	10.0 250	20.0
Ethyl tert-butyl ether	FB	Ave	13645 751539	27470 1510413	92122 2840060	156404 3657826	308326	1.00 50.0	2.00 100	5.00 200	10.0 250	20.0
Ethyl acetate	FB	Ave	+++++ 295613	13807 626258	43153 1167896	65474 1492327	131234	+++++ 100	4.00 200	10.0 400	20.0 500	40.0
Propionitrile	FB	Ave	6084 232400	9694 471760	30215 901015	50784 1105599	100823	10.0 500	20.0 1000	50.0 2000	100 2500	200
Methacrylonitrile	FB	Ave	24690 1080726	44191 2238527	144663 4209588	227375 5288084	456507	10.0 500	20.0 1000	50.0 2000	100 2500	200
Tert-amyl methyl ether	FB	Ave	10607 594624	19599 1203795	66888 2294770	117163 2878821	239857	1.00 50.0	2.00 100	5.00 200	10.0 250	20.0
n-Butanol	FB	Ave	1779 105456	3261 215235	13475 418028	21556 517900	43740	25.0 1250	50.0 2500	125 5000	250 6250	500
Ethyl acrylate	FB	Ave	3861 181347	6665 406753	24837 741907	37421 974411	77799	1.00 50.0	2.00 100	5.00 200	10.0 250	20.0
Methyl methacrylate	FB	Ave	5794 279677	10406 601615	35886 1095401	58109 1436812	117641	2.00 100	4.00 200	10.0 400	20.0 500	40.0
2-Nitropropane	FB	Ave	+++++ 39689	+++++ 96336	5289 202220	7451 273285	15837	+++++ 100	+++++ 200	10.0 400	20.0 500	40.0
n-Butyl acetate	CBNZ d5	Ave	+++++ 247020	11092 521936	31107 935592	53734 1184366	106097	+++++ 50.0	2.00 100	5.00 200	10.0 250	20.0
1-Chlorohexane	CBNZ d5	Ave	7118 374127	13544 812086	48099 1444360	78308 2049813	144684	1.00 50.0	2.00 100	5.00 200	10.0 250	20.0

FORM VI
GC/MS VOA BY INTERNAL STANDARD - INITIAL CALIBRATION DATA
RESPONSE AND CONCENTRATION

Lab Name: Eurofins TestAmerica, Canton Job No.: 240-124062-1 Analy Batch No.: 396344

SDG No.:

Instrument ID: A3UX8 GC Column: DB-624 ID: 0.18(mm) Heated Purge: (Y/N) Y

Calibration Start Date: 08/16/2019 07:03 Calibration End Date: 08/16/2019 09:57 Calibration ID: 52785

ANALYTE	IS REF	CURVE TYPE	RESPONSE					CONCENTRATION (UG/L)				
			LVL 1 LVL 6	LVL 2 LVL 7	LVL 3 LVL 8	LVL 4 LVL 9	LVL 5	LVL 1 LVL 6	LVL 2 LVL 7	LVL 3 LVL 8	LVL 4 LVL 9	LVL 5
Cyclohexanone	CBNZ d5	Ave	+++++ 48773	+++++ 100924	6230 207162	10773 239650	21298	+++++ 500	+++++ 1000	50.0 2000	100 2500	200
Pentachloroethane	DCBd 4	Ave	5915 338207	11310 671728	36966 1408866	64140 1880712	130183	2.00 100	4.00 200	10.0 400	20.0 500	40.0
1,2,3-Trimethylbenzene	DCBd 4	Ave	23039 1181771	39932 2449873	139337 4510681	244284 5924833	482885	1.00 50.0	2.00 100	5.00 200	10.0 250	20.0
Benzyl chloride	DCBd 4	Lin1	+++++ 54844	916 137720	4674 290935	9244 388282	20835	+++++ 50.0	2.00 100	5.00 200	10.0 250	20.0
1,3,5-Trichlorobenzene	DCBd 4	Ave	12889 512756	21137 1003750	68180 1854683	113031 2386140	208684	1.00 50.0	2.00 100	5.00 200	10.0 250	20.0
2-Methylnaphthalene	DCBd 4	Lin1	25757 961290	42391 1920227	109422 3718008	194776 +++++	405053	2.00 100	4.00 200	10.0 400	20.0 +++++	40.0

Curve Type Legend:

Ave = Average ISTD
Lin1 = Linear 1/conc ISTD

Eurofins TestAmerica, Canton
Target Compound Quantitation Report

Data File: \\chromna\Canton\ChromData\A3UX8\20190816-90171.b\UX85973.D
Lims ID: STDA9 L9
Client ID:
Sample Type: IC Calib Level: 9
Inject. Date: 16-Aug-2019 07:03:30 ALS Bottle#: 2 Worklist Smp#: 3
Purge Vol: 5.000 mL Dil. Factor: 1.0000
Sample Info: 240-0090171-003
Operator ID: 402279 Instrument ID: A3UX8
Sublist: chrom-8260_8*sub69

Method: \\chromna\Canton\ChromData\A3UX8\20190816-90171.b\8260_8.m
Limit Group: MSV 8260B ICAL
Last Update: 17-Aug-2019 04:52:22 Calib Date: 16-Aug-2019 09:57:30
Integrator: RTE ID Type: Deconvolution ID
Quant Method: Internal Standard Quant By: Initial Calibration
Last ICal File: \\chromna\Canton\ChromData\A3UX8\20190816-90171.b\UX85981.D

Column 1 : DB-624 (0.18 mm) Det: MS SCAN
Process Host: CTX0337

First Level Reviewer: latat Date: 16-Aug-2019 08:01:24

Compound	Sig	RT (min.)	Exp RT (min.)	Dlt RT (min.)	Q	Response	Cal Amt ug/l	OnCol Amt ug/l	Flags
* 1 Fluorobenzene	96	5.075	5.076	-0.001	99	1192339	50.0	50.0	
* 2 Chlorobenzene-d5	117	7.595	7.596	-0.001	95	818759	50.0	50.0	
* 3 1,4-Dichlorobenzene-d4	152	9.784	9.785	-0.001	98	415510	50.0	50.0	
25 Acetonitrile	41	3.122	3.124	-0.002	99	1062244	2500.0	1921.0	
36 Isopropyl ether	87	3.820	3.822	-0.002	96	1302429	250.0	217.4	
37 2-Chloro-1,3-butadiene	53	3.844	3.845	-0.001	90	2691929	250.0	230.6	
38 Tert-butyl ethyl ether	59	4.093	4.094	-0.001	97	3657826	250.0	216.9	
43 Propionitrile	54	4.246	4.248	-0.002	100	1105599	2500.0	1958.2	
42 Ethyl acetate	43	4.246	4.248	-0.002	99	1492327	500.0	406.9	
44 Methacrylonitrile	41	4.365	4.366	-0.001	94	5288084	2500.0	2051.9	
55 Tert-amyl methyl ether	73	4.956	4.946	0.010	97	2878821	250.0	222.2	
57 n-Butanol	56	5.264	5.265	-0.001	89	517900	6250.0	5536.1	
59 Ethyl acrylate	55	5.418	5.419	-0.001	99	974411	250.0	224.1	
62 Methyl methacrylate	41	5.607	5.608	-0.001	96	1436812	500.0	439.6	
66 2-Nitropropane	41	5.915	5.916	-0.001	96	273285	500.0	539.6	
77 n-Butyl acetate	43	7.027	7.028	-0.001	99	1184366	250.0	202.9	
81 1-Chlorohexane	91	7.583	7.585	-0.001	98	2049813	250.0	238.9	
91 Cyclohexanone	55	8.613	8.614	-0.001	92	239650	2500.0	2064.3	
101 Pentachloroethane	167	9.417	9.419	-0.002	0	1880712	500.0	524.7	
107 1,2,3-Trimethylbenzene	105	9.855	9.856	-0.001	97	5924833	250.0	231.6	
108 Benzyl chloride	126	9.926	9.927	-0.001	99	388282	250.0	253.1	
112 1,3,5-Trichlorobenzene	180	11.157	11.146	0.011	98	2386140	250.0	203.5	
117 2-Methylnaphthalene	142	13.298	13.300	-0.002	94	4199820	500.0	404.6	

Reagents:

VMRA9W_00309	Amount Added:	25.00	Units: uL	
vmDist_H2o_00147	Amount Added:	0.00	Units:	Run Reagent
vm40ml_vials_00013	Amount Added:	0.00	Units:	Run Reagent
VM568718_00014	Amount Added:	1.00	Units: uL	Run Reagent

Report Date: 17-Aug-2019 04:52:22 Chrom Revision: 2.3 15-Jul-2019 06:58:08

Eurofins TestAmerica, Canton

Data File: \\chromna\Canton\ChromData\A3UX8\20190816-90171.b\UX85973.D

Injection Date:	16-Aug-2019 07:03:30	Instrument ID:	A3UX8	Operator ID:	402279
Lims ID:	STDA9 L9			Worklist Smp#:	3
Client ID:					
Purge Vol:	5.000 mL	Dil. Factor:	1.0000	ALS Bottle#:	2
Method:	8260_8	Limit Group:	MSV 8260B ICAL		

Column: DB-624 (0.18 mm)

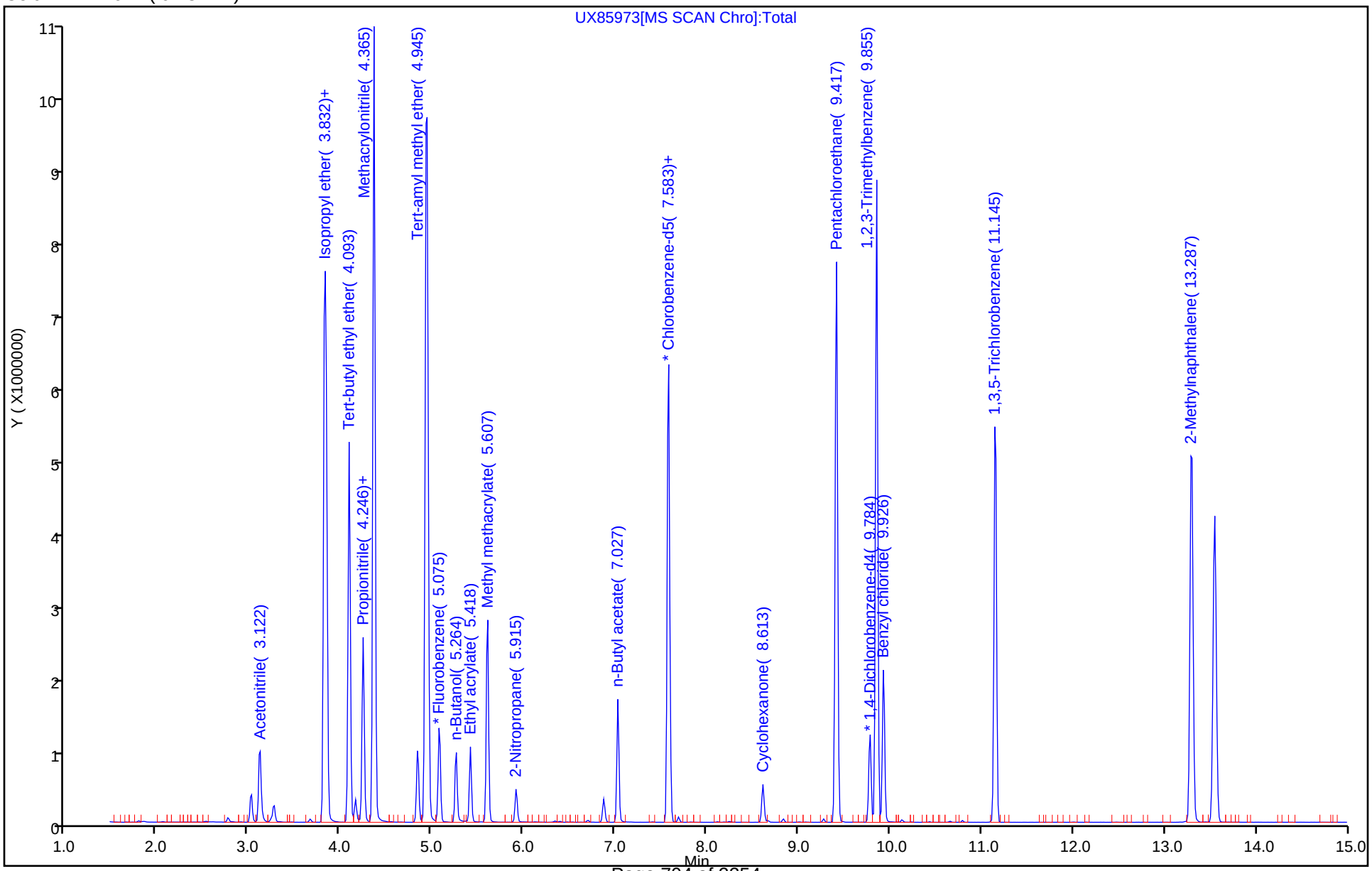

Eurofins TestAmerica, Canton
Target Compound Quantitation Report

Data File: \\chromna\Canton\ChromData\A3UX8\20190816-90171.b\UX85974.D
Lims ID: STDA9 L8
Client ID:
Sample Type: IC Calib Level: 8
Inject. Date: 16-Aug-2019 07:25:30 ALS Bottle#: 3 Worklist Smp#: 4
Purge Vol: 5.000 mL Dil. Factor: 1.0000
Sample Info: 240-0090171-004
Operator ID: 402279 Instrument ID: A3UX8
Sublist: chrom-8260_8*sub69

Method: \\chromna\Canton\ChromData\A3UX8\20190816-90171.b\8260_8.m
Limit Group: MSV 8260B ICAL
Last Update: 17-Aug-2019 04:52:24 Calib Date: 16-Aug-2019 09:57:30
Integrator: RTE ID Type: Deconvolution ID
Quant Method: Internal Standard Quant By: Initial Calibration
Last ICal File: \\chromna\Canton\ChromData\A3UX8\20190816-90171.b\UX85981.D

Column 1 : DB-624 (0.18 mm) Det: MS SCAN
Process Host: CTX0337

First Level Reviewer: latat Date: 16-Aug-2019 08:13:37

Compound	Sig	RT (min.)	Exp RT (min.)	Dlt RT (min.)	Q	Response	Cal Amt ug/l	OnCol Amt ug/l	Flags
* 1 Fluorobenzene	96	5.076	5.076	0.000	99	1072385	50.0	50.0	
* 2 Chlorobenzene-d5	117	7.597	7.596	0.001	95	718073	50.0	50.0	
* 3 1,4-Dichlorobenzene-d4	152	9.786	9.785	0.001	98	366317	50.0	50.0	
25 Acetonitrile	41	3.124	3.124	0.000	99	876159	2000.0	1761.7	
36 Isopropyl ether	87	3.822	3.822	0.000	96	987876	200.0	183.4	
37 2-Chloro-1,3-butadiene	53	3.846	3.845	0.001	90	2023321	200.0	192.7	
38 Tert-butyl ethyl ether	59	4.094	4.094	0.000	97	2840060	200.0	187.3	
43 Propionitrile	54	4.248	4.248	0.000	84	901015	2000.0	1774.3	
42 Ethyl acetate	43	4.248	4.248	0.000	99	1167896	400.0	354.1	
44 Methacrylonitrile	41	4.366	4.366	0.000	93	4209588	2000.0	1816.1	
55 Tert-amyl methyl ether	73	4.958	4.946	0.012	97	2294770	200.0	196.9	
57 n-Butanol	56	5.265	5.265	0.000	89	418028	5000.0	4968.4	
59 Ethyl acrylate	55	5.419	5.419	0.000	99	741907	200.0	189.7	
62 Methyl methacrylate	41	5.609	5.608	0.001	96	1095401	400.0	372.6	
66 2-Nitropropane	41	5.916	5.916	0.000	96	202220	400.0	444.0	
77 n-Butyl acetate	43	7.029	7.028	0.001	99	935592	200.0	182.8	
81 1-Chlorohexane	91	7.585	7.585	0.001	98	1444360	200.0	191.9	
91 Cyclohexanone	55	8.614	8.614	0.000	92	207162	2000.0	2034.7	
101 Pentachloroethane	167	9.419	9.419	0.000	0	1408866	400.0	445.8	
107 1,2,3-Trimethylbenzene	105	9.857	9.856	0.001	97	4510681	200.0	200.0	
108 Benzyl chloride	126	9.928	9.927	0.001	99	290935	200.0	215.5	
112 1,3,5-Trichlorobenzene	180	11.146	11.146	0.000	98	1854683	200.0	179.4	
117 2-Methylnaphthalene	142	13.288	13.300	-0.012	94	3718008	400.0	406.3	

Reagents:

VMRA9W_00309	Amount Added:	20.00	Units: uL	
vmDist_H2o_00147	Amount Added:	0.00	Units:	Run Reagent
vm40ml_vials_00013	Amount Added:	0.00	Units:	Run Reagent
VM568718_00014	Amount Added:	1.00	Units: uL	Run Reagent

Report Date: 17-Aug-2019 04:52:24 Chrom Revision: 2.3 15-Jul-2019 06:58:08

Eurofins TestAmerica, Canton

Data File: \\chromna\Canton\ChromData\A3UX8\20190816-90171.b\UX85974.D

Injection Date:	16-Aug-2019 07:25:30	Instrument ID:	A3UX8	Operator ID:	402279
Lims ID:	STDA9 L8			Worklist Smp#:	4
Client ID:					
Purge Vol:	5.000 mL	Dil. Factor:	1.0000	ALS Bottle#:	3
Method:	8260_8	Limit Group:	MSV 8260B ICAL		

Column: DB-624 (0.18 mm)

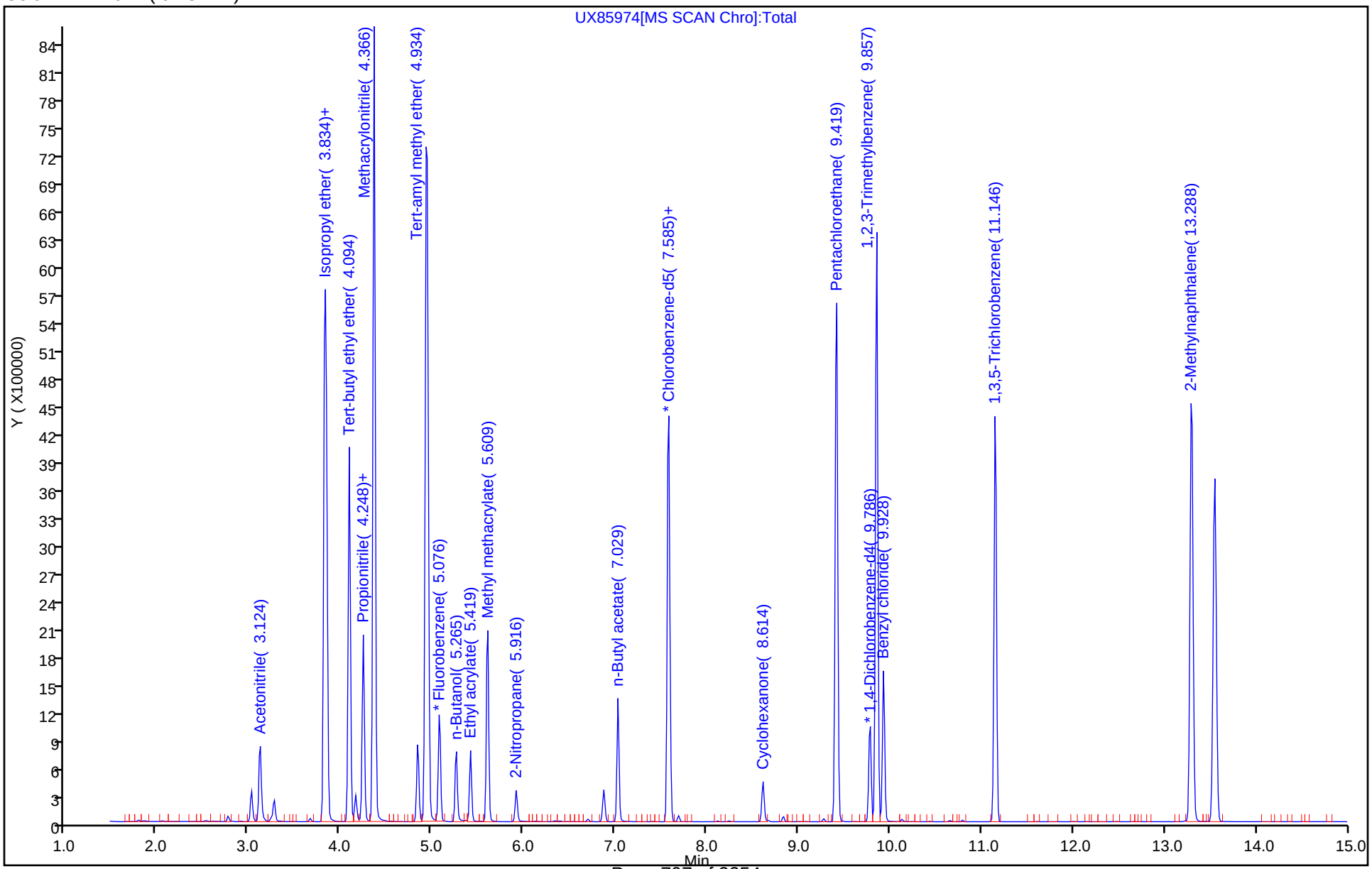

Eurofins TestAmerica, Canton
Target Compound Quantitation Report

Data File: \\chromna\Canton\ChromData\A3UX8\20190816-90171.b\UX85975.D
Lims ID: STDA9 L7
Client ID:
Sample Type: IC Calib Level: 7
Inject. Date: 16-Aug-2019 07:47:30 ALS Bottle#: 4 Worklist Smp#: 5
Purge Vol: 5.000 mL Dil. Factor: 1.0000
Sample Info: 240-0090171-005
Operator ID: 402279 Instrument ID: A3UX8
Sublist: chrom-8260_8*sub69

Method: \\chromna\Canton\ChromData\A3UX8\20190816-90171.b\8260_8.m
Limit Group: MSV 8260B ICAL
Last Update: 17-Aug-2019 04:52:25 Calib Date: 16-Aug-2019 09:57:30
Integrator: RTE ID Type: Deconvolution ID
Quant Method: Internal Standard Quant By: Initial Calibration
Last ICal File: \\chromna\Canton\ChromData\A3UX8\20190816-90171.b\UX85981.D

Column 1 : DB-624 (0.18 mm) Det: MS SCAN
Process Host: CTX0337

First Level Reviewer: latat Date: 17-Aug-2019 04:01:58

Compound	Sig	RT (min.)	Exp RT (min.)	Dlt RT (min.)	Q	Response	Cal Amt ug/l	OnCol Amt ug/l	Flags
* 1 Fluorobenzene	96	5.074	5.076	-0.002	99	1118854	50.0	50.0	
* 2 Chlorobenzene-d5	117	7.595	7.596	-0.001	94	792190	50.0	50.0	
* 3 1,4-Dichlorobenzene-d4	152	9.784	9.785	-0.001	98	405820	50.0	50.0	
25 Acetonitrile	41	3.122	3.124	-0.002	100	445157	1000.0	857.9	
36 Isopropyl ether	87	3.820	3.822	-0.002	96	539061	100.0	95.9	
37 2-Chloro-1,3-butadiene	53	3.844	3.845	-0.001	89	1055431	100.0	96.3	
38 Tert-butyl ethyl ether	59	4.092	4.094	-0.002	97	1510413	100.0	95.5	
43 Propionitrile	54	4.246	4.248	-0.002	80	471760	1000.0	890.4	
42 Ethyl acetate	43	4.246	4.248	-0.002	99	626258	200.0	182.0	
44 Methacrylonitrile	41	4.364	4.366	-0.002	93	2238527	1000.0	925.7	
55 Tert-amyl methyl ether	73	4.956	4.946	0.010	97	1203795	100.0	99.0	
57 n-Butanol	56	5.264	5.265	-0.001	89	215235	2500.0	2451.9	
59 Ethyl acrylate	55	5.417	5.419	-0.002	99	406753	100.0	99.7	
62 Methyl methacrylate	41	5.607	5.608	-0.001	96	601615	200.0	196.1	
66 2-Nitropropane	41	5.914	5.916	-0.002	94	96336	200.0	202.7	
77 n-Butyl acetate	43	7.027	7.028	-0.001	99	521936	100.0	92.4	
81 1-Chlorohexane	91	7.583	7.585	-0.001	98	812086	100.0	97.8	
91 Cyclohexanone	55	8.612	8.614	-0.002	92	100924	1000.0	898.5	
101 Pentachloroethane	167	9.417	9.419	-0.002	0	671728	200.0	191.9	
107 1,2,3-Trimethylbenzene	105	9.855	9.856	-0.001	97	2449873	100.0	98.1	
108 Benzyl chloride	126	9.926	9.927	-0.001	99	137720	100.0	93.3	
112 1,3,5-Trichlorobenzene	180	11.145	11.146	-0.001	97	1003750	100.0	87.6	
117 2-Methylnaphthalene	142	13.298	13.300	-0.002	94	1920227	200.0	189.0	

Reagents:

VMRA9W_00309	Amount Added:	10.00	Units: uL	
vmDist_H2o_00147	Amount Added:	0.00	Units:	Run Reagent
vm40ml_vials_00013	Amount Added:	0.00	Units:	Run Reagent
VM568718_00014	Amount Added:	1.00	Units: uL	Run Reagent

Report Date: 17-Aug-2019 04:52:25 Chrom Revision: 2.3 15-Jul-2019 06:58:08

Eurofins TestAmerica, Canton

Data File: \\chromna\Canton\ChromData\A3UX8\20190816-90171.b\UX85975.D

Injection Date:	16-Aug-2019 07:47:30	Instrument ID:	A3UX8	Operator ID:	402279
Lims ID:	STDA9 L7			Worklist Smp#:	5
Client ID:					
Purge Vol:	5.000 mL	Dil. Factor:	1.0000	ALS Bottle#:	4
Method:	8260_8	Limit Group:	MSV 8260B ICAL		

Column: DB-624 (0.18 mm)

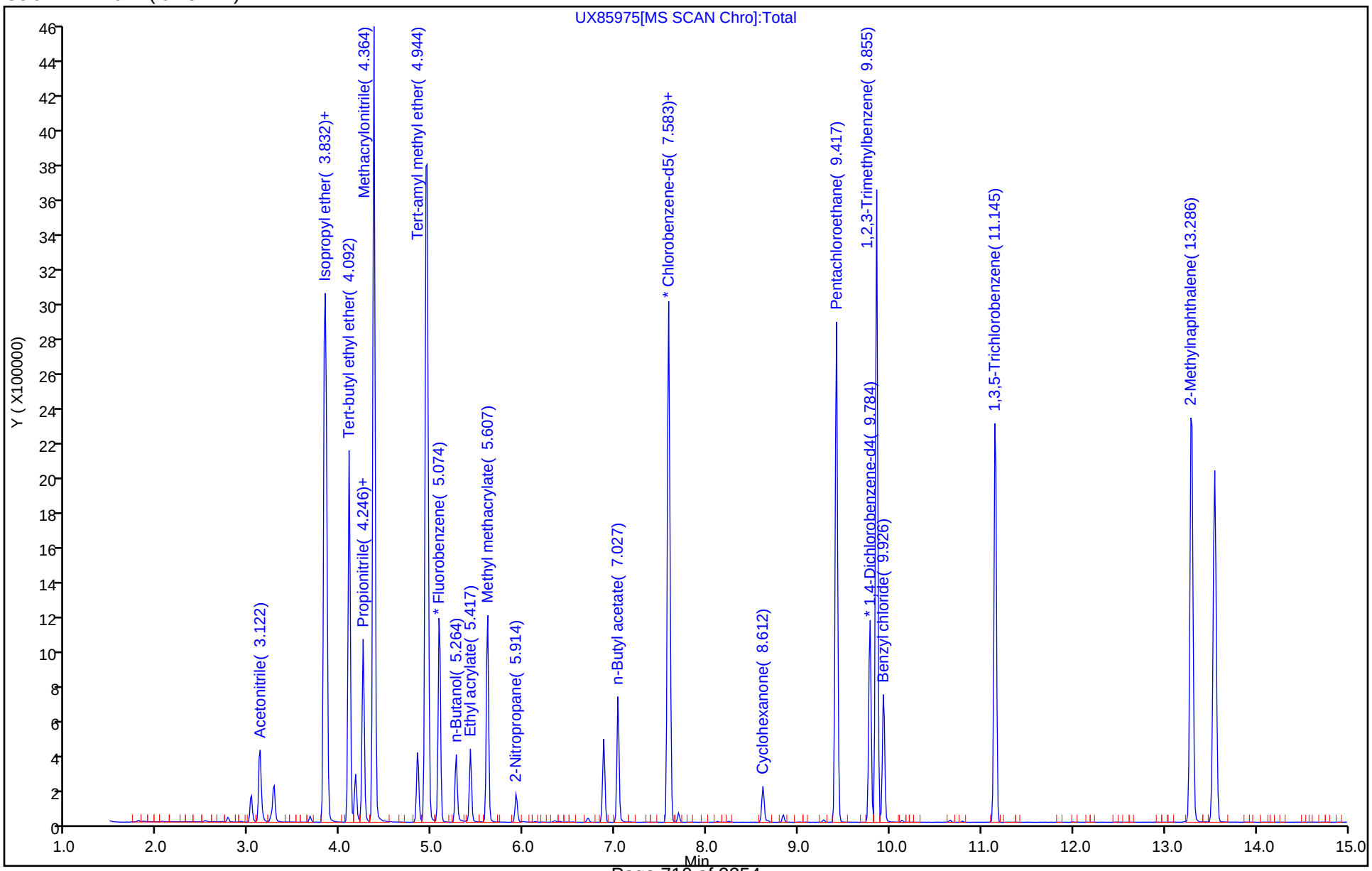

Eurofins TestAmerica, Canton
Target Compound Quantitation Report

Data File: \\chromna\Canton\ChromData\A3UX8\20190816-90171.b\UX85976.D
Lims ID: STDA9 L6
Client ID:
Sample Type: IC Calib Level: 6
Inject. Date: 16-Aug-2019 08:08:30 ALS Bottle#: 5 Worklist Smp#: 6
Purge Vol: 5.000 mL Dil. Factor: 1.0000
Sample Info: 240-0090171-006
Operator ID: 402279 Instrument ID: A3UX8
Sublist: chrom-8260_8*sub69

Method: \\chromna\Canton\ChromData\A3UX8\20190816-90171.b\8260_8.m
Limit Group: MSV 8260B ICAL
Last Update: 17-Aug-2019 04:52:26 Calib Date: 16-Aug-2019 09:57:30
Integrator: RTE ID Type: Deconvolution ID
Quant Method: Internal Standard Quant By: Initial Calibration
Last ICal File: \\chromna\Canton\ChromData\A3UX8\20190816-90171.b\UX85981.D

Column 1 : DB-624 (0.18 mm) Det: MS SCAN
Process Host: CTX0337

First Level Reviewer: latat Date: 17-Aug-2019 04:02:17

Compound	Sig	RT (min.)	Exp RT (min.)	Dlt RT (min.)	Q	Response	Cal Amt ug/l	OnCol Amt ug/l	Flags
* 1 Fluorobenzene	96	5.074	5.076	-0.002	99	1039818	50.0	50.0	
* 2 Chlorobenzene-d5	117	7.594	7.596	-0.002	94	712772	50.0	50.0	
* 3 1,4-Dichlorobenzene-d4	152	9.783	9.785	-0.002	99	373948	50.0	50.0	
25 Acetonitrile	41	3.121	3.124	-0.003	99	230890	500.0	478.8	
36 Isopropyl ether	87	3.831	3.822	0.009	95	264829	50.0	50.7	
37 2-Chloro-1,3-butadiene	53	3.843	3.845	-0.002	90	515958	50.0	50.7	
38 Tert-butyl ethyl ether	59	4.092	4.094	-0.002	97	751539	50.0	51.1	
43 Propionitrile	54	4.245	4.248	-0.003	83	232400	500.0	472.0	
42 Ethyl acetate	43	4.245	4.248	-0.003	99	295613	100.0	92.4	
44 Methacrylonitrile	41	4.364	4.366	-0.002	94	1080726	500.0	480.9	
55 Tert-amyl methyl ether	73	4.955	4.946	0.009	97	594624	50.0	52.6	
57 n-Butanol	56	5.263	5.265	-0.002	91	105456	1250.0	1292.6	
59 Ethyl acrylate	55	5.417	5.419	-0.002	99	181347	50.0	47.8	
62 Methyl methacrylate	41	5.606	5.608	-0.002	96	279677	100.0	98.1	
66 2-Nitropropane	41	5.914	5.916	-0.002	95	39689	100.0	89.9	
77 n-Butyl acetate	43	7.026	7.028	-0.002	98	247020	50.0	48.6	
81 1-Chlorohexane	91	7.582	7.585	-0.002	98	374127	50.0	50.1	
91 Cyclohexanone	55	8.612	8.614	-0.002	92	48773	500.0	482.6	
101 Pentachloroethane	167	9.416	9.419	-0.003	0	338207	100.0	104.8	
107 1,2,3-Trimethylbenzene	105	9.854	9.856	-0.002	97	1181771	50.0	51.3	
108 Benzyl chloride	126	9.937	9.927	0.010	100	54844	50.0	41.5	
112 1,3,5-Trichlorobenzene	180	11.156	11.146	0.010	97	512756	50.0	48.6	
117 2-Methylnaphthalene	142	13.297	13.300	-0.003	94	961290	100.0	102.4	

Reagents:

VMRA9W_00309	Amount Added:	5.00	Units: uL	
vmDist_H2o_00147	Amount Added:	0.00	Units:	Run Reagent
vm40ml_vials_00013	Amount Added:	0.00	Units:	Run Reagent
VM568718_00014	Amount Added:	1.00	Units: uL	Run Reagent

Report Date: 17-Aug-2019 04:52:27 Chrom Revision: 2.3 15-Jul-2019 06:58:08

Eurofins TestAmerica, Canton

Data File: \\chromna\Canton\ChromData\A3UX8\20190816-90171.b\UX85976.D

Injection Date:	16-Aug-2019 08:08:30	Instrument ID:	A3UX8	Operator ID:	402279
Lims ID:	STDA9 L6			Worklist Smp#:	6
Client ID:					
Purge Vol:	5.000 mL	Dil. Factor:	1.0000	ALS Bottle#:	5
Method:	8260_8	Limit Group:	MSV 8260B ICAL		

Column: DB-624 (0.18 mm)

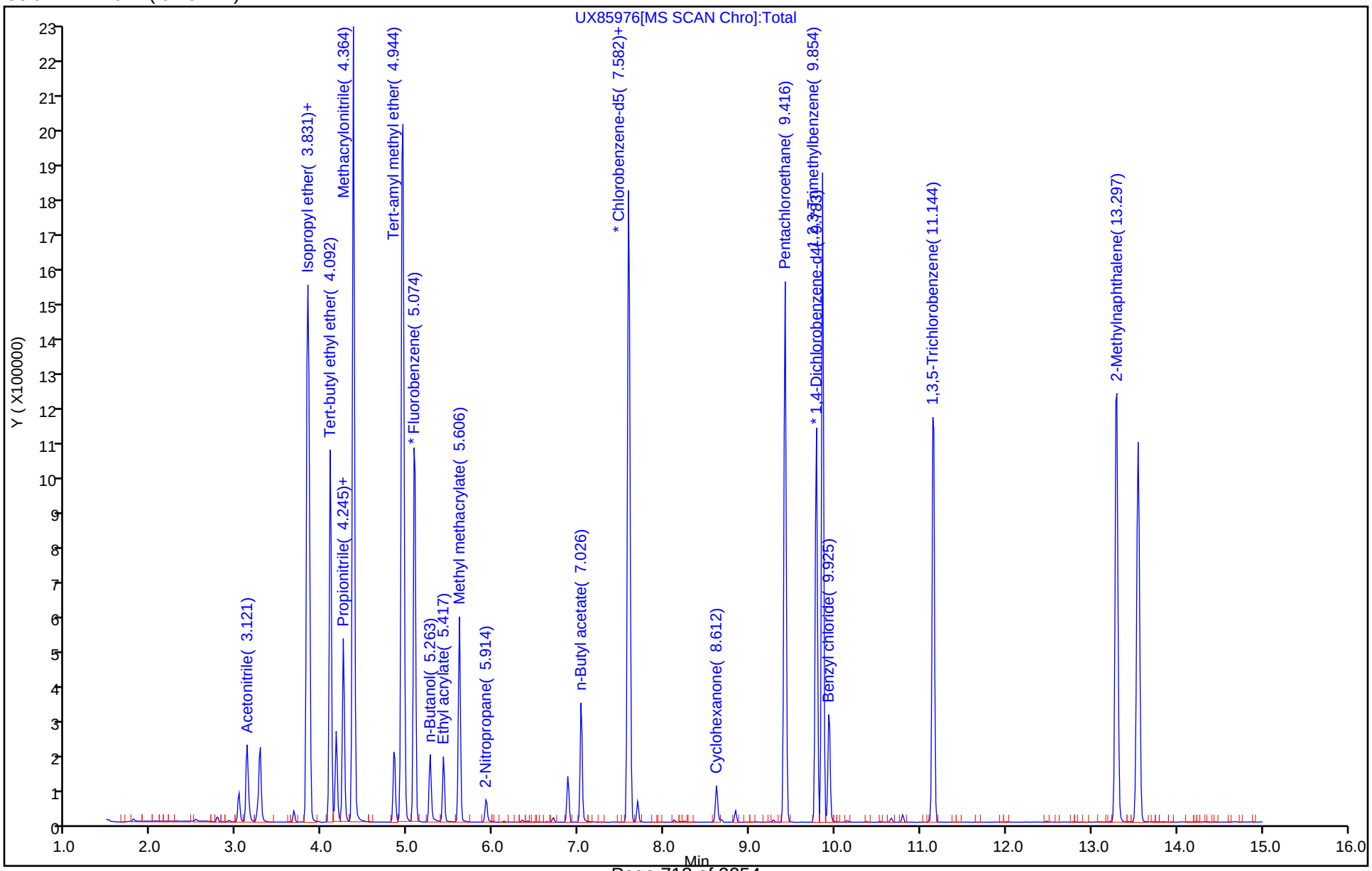

Eurofins TestAmerica, Canton
Target Compound Quantitation Report

Data File: \\chromna\Canton\ChromData\A3UX8\20190816-90171.b\UX85977.D
Lims ID: STDA9 L5
Client ID:
Sample Type: IC Calib Level: 5
Inject. Date: 16-Aug-2019 08:30:30 ALS Bottle#: 6 Worklist Smp#: 7
Purge Vol: 5.000 mL Dil. Factor: 1.0000
Sample Info: 240-0090171-007
Operator ID: 402279 Instrument ID: A3UX8
Sublist: chrom-8260_8*sub69

Method: \\chromna\Canton\ChromData\A3UX8\20190816-90171.b\8260_8.m
Limit Group: MSV 8260B ICAL
Last Update: 17-Aug-2019 04:52:28 Calib Date: 16-Aug-2019 09:57:30
Integrator: RTE ID Type: Deconvolution ID
Quant Method: Internal Standard Quant By: Initial Calibration
Last ICal File: \\chromna\Canton\ChromData\A3UX8\20190816-90171.b\UX85981.D

Column 1 : DB-624 (0.18 mm) Det: MS SCAN
Process Host: CTX0337

First Level Reviewer: latat Date: 17-Aug-2019 04:02:41

Compound	Sig	RT (min.)	Exp RT (min.)	Dlt RT (min.)	Q	Response	Cal Amt ug/l	OnCol Amt ug/l	Flags
* 1 Fluorobenzene	96	5.076	5.076	0.000	99	1011778	50.0	50.0	
* 2 Chlorobenzene-d5	117	7.596	7.596	0.000	94	693326	50.0	50.0	
* 3 1,4-Dichlorobenzene-d4	152	9.785	9.785	0.000	98	376873	50.0	50.0	
25 Acetonitrile	41	3.124	3.124	0.000	98	99985	200.0	213.1	
36 Isopropyl ether	87	3.822	3.822	0.000	95	106271	20.0	20.9	
37 2-Chloro-1,3-butadiene	53	3.845	3.845	0.000	89	203437	20.0	20.5	
38 Tert-butyl ethyl ether	59	4.094	4.094	0.000	96	308326	20.0	21.5	
43 Propionitrile	54	4.248	4.248	0.000	80	100823	200.0	210.4	
42 Ethyl acetate	43	4.248	4.248	0.000	99	131234	40.0	42.2	
44 Methacrylonitrile	41	4.366	4.366	0.000	93	456507	200.0	208.7	
55 Tert-amyl methyl ether	73	4.946	4.946	0.000	95	239857	20.0	21.8	
57 n-Butanol	56	5.265	5.265	0.000	90	43740	500.0	551.0	
59 Ethyl acrylate	55	5.419	5.419	0.000	99	77799	20.0	21.1	
62 Methyl methacrylate	41	5.608	5.608	0.000	96	117641	40.0	42.4	
66 2-Nitropropane	41	5.916	5.916	0.000	96	15837	40.0	36.9	
77 n-Butyl acetate	43	7.028	7.028	0.000	99	106097	20.0	21.5	
81 1-Chlorohexane	91	7.585	7.585	0.000	96	144684	20.0	19.9	
91 Cyclohexanone	55	8.614	8.614	0.000	90	21298	200.0	216.7	
101 Pentachloroethane	167	9.419	9.419	0.000	0	130183	40.0	40.0	
107 1,2,3-Trimethylbenzene	105	9.856	9.856	0.000	97	482885	20.0	20.8	
108 Benzyl chloride	126	9.927	9.927	0.000	99	20835	20.0	17.0	
112 1,3,5-Trichlorobenzene	180	11.146	11.146	0.000	98	208684	20.0	19.6	
117 2-Methylnaphthalene	142	13.300	13.300	0.000	96	405053	40.0	42.4	

Reagents:

VMRA9W_00309	Amount Added:	2.00	Units: uL	
vmDist_H2o_00147	Amount Added:	0.00	Units:	Run Reagent
vm40ml_vials_00013	Amount Added:	0.00	Units:	Run Reagent
VM568718_00014	Amount Added:	1.00	Units: uL	Run Reagent

Report Date: 17-Aug-2019 04:52:28 Chrom Revision: 2.3 15-Jul-2019 06:58:08

Eurofins TestAmerica, Canton

Data File: \\chromna\Canton\ChromData\A3UX8\20190816-90171.b\UX85977.D

Injection Date:	16-Aug-2019 08:30:30	Instrument ID:	A3UX8	Operator ID:	402279
Lims ID:	STDA9 L5			Worklist Smp#:	7
Client ID:					
Purge Vol:	5.000 mL	Dil. Factor:	1.0000	ALS Bottle#:	6
Method:	8260_8	Limit Group:	MSV 8260B ICAL		

Column: DB-624 (0.18 mm)

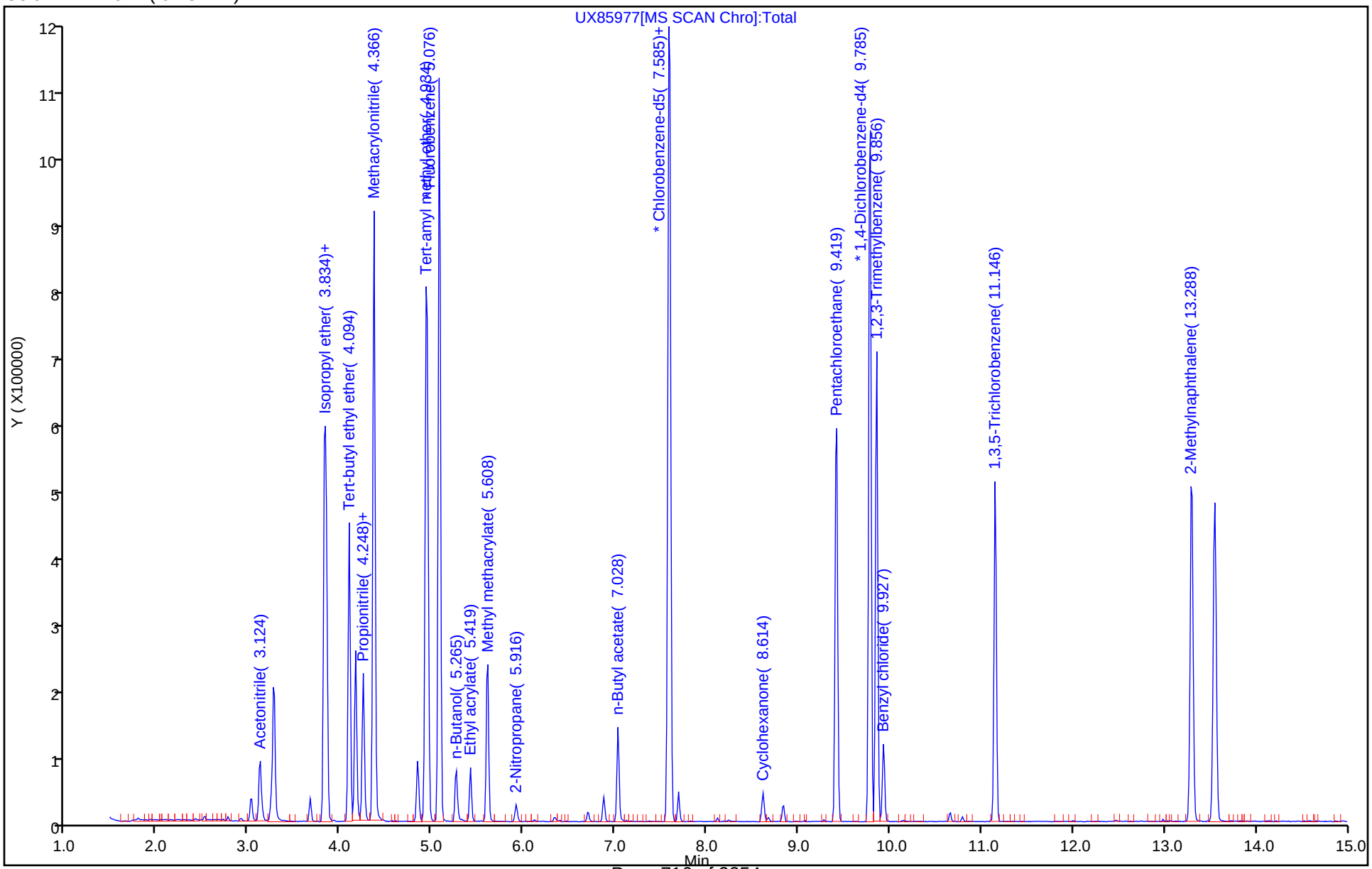

Eurofins TestAmerica, Canton
Target Compound Quantitation Report

Data File: \\chromna\Canton\ChromData\A3UX8\20190816-90171.b\UX85978.D
Lims ID: STDA9 L4
Client ID:
Sample Type: IC Calib Level: 4
Inject. Date: 16-Aug-2019 08:52:30 ALS Bottle#: 7 Worklist Smp#: 8
Purge Vol: 5.000 mL Dil. Factor: 1.0000
Sample Info: 240-0090171-008
Operator ID: 402279 Instrument ID: A3UX8
Sublist: chrom-8260_8*sub69

Method: \\chromna\Canton\ChromData\A3UX8\20190816-90171.b\8260_8.m
Limit Group: MSV 8260B ICAL
Last Update: 17-Aug-2019 04:52:30 Calib Date: 16-Aug-2019 09:57:30
Integrator: RTE ID Type: Deconvolution ID
Quant Method: Internal Standard Quant By: Initial Calibration
Last ICal File: \\chromna\Canton\ChromData\A3UX8\20190816-90171.b\UX85981.D

Column 1 : DB-624 (0.18 mm) Det: MS SCAN
Process Host: CTX0337

First Level Reviewer: latat Date: 17-Aug-2019 04:03:06

Compound	Sig	RT (min.)	Exp RT (min.)	Dlt RT (min.)	Q	Response	Cal Amt ug/l	OnCol Amt ug/l	Flags
* 1 Fluorobenzene	96	5.075	5.076	-0.001	99	1005282	50.0	50.0	
* 2 Chlorobenzene-d5	117	7.595	7.596	-0.001	94	697156	50.0	50.0	
* 3 1,4-Dichlorobenzene-d4	152	9.784	9.785	-0.001	98	377441	50.0	50.0	
25 Acetonitrile	41	3.122	3.124	-0.002	100	49266	100.0	105.7	
36 Isopropyl ether	87	3.832	3.822	0.010	95	53060	10.0	10.5	
37 2-Chloro-1,3-butadiene	53	3.844	3.845	-0.001	90	106901	10.0	10.9	
38 Tert-butyl ethyl ether	59	4.093	4.094	-0.001	96	156404	10.0	11.0	
43 Propionitrile	54	4.246	4.248	-0.002	83	50784	100.0	106.7	
42 Ethyl acetate	43	4.246	4.248	-0.002	99	65474	20.0	21.2	
44 Methacrylonitrile	41	4.365	4.366	-0.001	93	227375	100.0	104.6	
55 Tert-amyl methyl ether	73	4.956	4.946	0.010	94	117163	10.0	10.7	
57 n-Butanol	56	5.264	5.265	-0.001	93	21556	250.0	273.3	
59 Ethyl acrylate	55	5.418	5.419	-0.001	99	37421	10.0	10.2	
62 Methyl methacrylate	41	5.607	5.608	-0.001	96	58109	20.0	21.1	
66 2-Nitropropane	41	5.915	5.916	-0.001	95	7451	20.0	17.5	
77 n-Butyl acetate	43	7.027	7.028	-0.001	97	53734	10.0	10.8	
81 1-Chlorohexane	91	7.583	7.585	-0.001	95	78308	10.0	10.7	
91 Cyclohexanone	55	8.613	8.614	-0.001	89	10773	100.0	109.0	
101 Pentachloroethane	167	9.417	9.419	-0.002	0	64140	20.0	19.7	
107 1,2,3-Trimethylbenzene	105	9.855	9.856	-0.001	97	244284	10.0	10.5	
108 Benzyl chloride	126	9.926	9.927	-0.001	98	9244	10.0	8.68	
112 1,3,5-Trichlorobenzene	180	11.145	11.146	-0.001	98	113031	10.0	10.6	
117 2-Methylnaphthalene	142	13.298	13.300	-0.002	94	194776	20.0	20.0	

Reagents:

VMRA9W_00309	Amount Added:	1.00	Units: uL	
vmDist_H2o_00147	Amount Added:	0.00	Units:	Run Reagent
vm40ml_vials_00013	Amount Added:	0.00	Units:	Run Reagent
VM568718_00014	Amount Added:	1.00	Units: uL	Run Reagent

Report Date: 17-Aug-2019 04:52:30 Chrom Revision: 2.3 15-Jul-2019 06:58:08

Eurofins TestAmerica, Canton

Data File: \\chromna\Canton\ChromData\A3UX8\20190816-90171.b\UX85978.D

Injection Date:	16-Aug-2019 08:52:30	Instrument ID:	A3UX8	Operator ID:	402279
Lims ID:	STDA9 L4			Worklist Smp#:	8
Client ID:					
Purge Vol:	5.000 mL	Dil. Factor:	1.0000	ALS Bottle#:	7
Method:	8260_8	Limit Group:	MSV 8260B ICAL		

Column: DB-624 (0.18 mm)

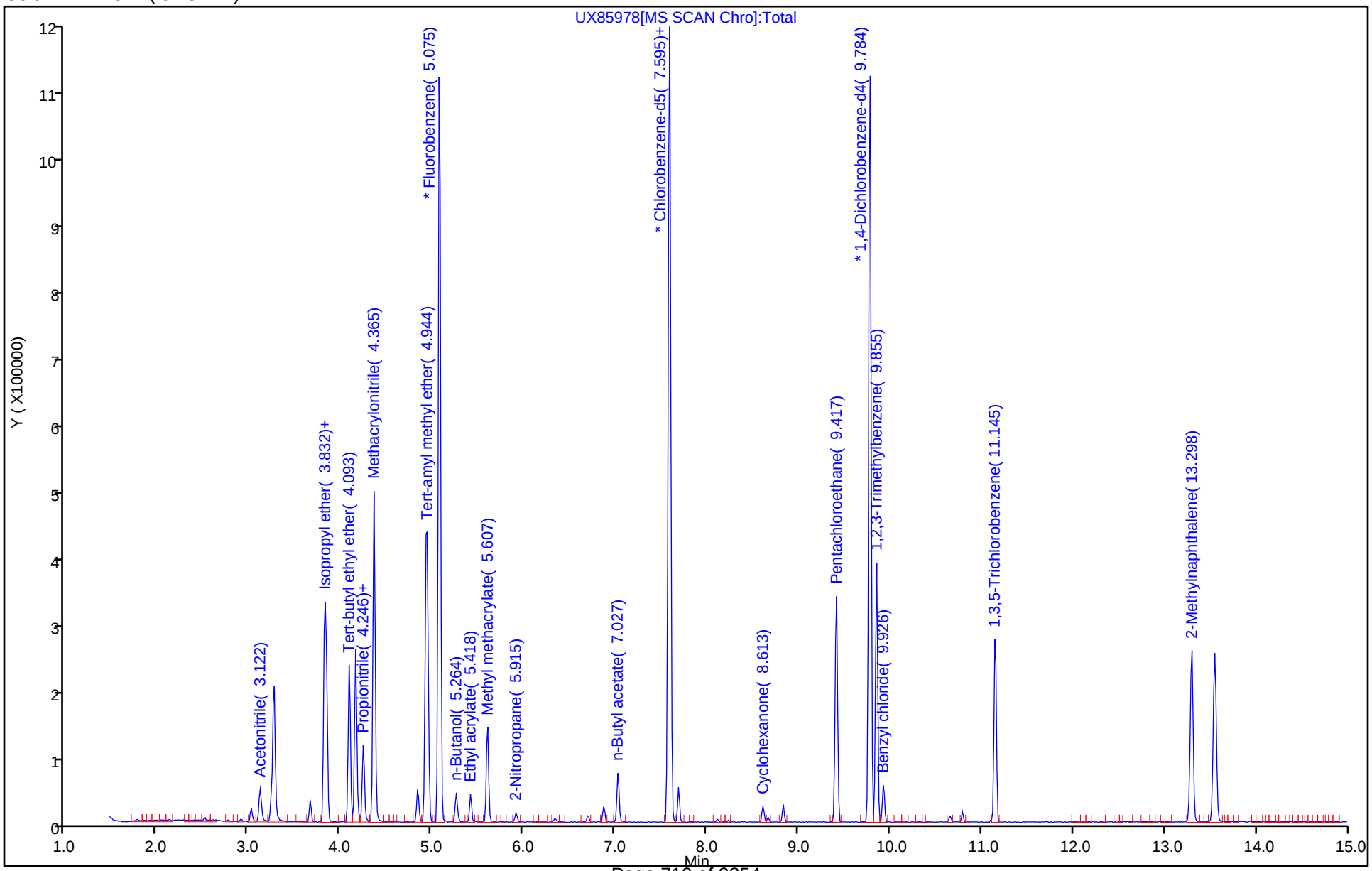

Eurofins TestAmerica, Canton
Target Compound Quantitation Report

Data File: \\chromna\Canton\ChromData\A3UX8\20190816-90171.b\UX85979.D
Lims ID: STDA9 L3
Client ID:
Sample Type: IC Calib Level: 3
Inject. Date: 16-Aug-2019 09:14:30 ALS Bottle#: 8 Worklist Smp#: 9
Purge Vol: 5.000 mL Dil. Factor: 1.0000
Sample Info: 240-0090171-009
Operator ID: 402279 Instrument ID: A3UX8
Sublist: chrom-8260_8*sub69

Method: \\chromna\Canton\ChromData\A3UX8\20190816-90171.b\8260_8.m
Limit Group: MSV 8260B ICAL
Last Update: 17-Aug-2019 04:52:31 Calib Date: 16-Aug-2019 09:57:30
Integrator: RTE ID Type: Deconvolution ID
Quant Method: Internal Standard Quant By: Initial Calibration
Last ICal File: \\chromna\Canton\ChromData\A3UX8\20190816-90171.b\UX85981.D

Column 1 : DB-624 (0.18 mm) Det: MS SCAN
Process Host: CTX0337

First Level Reviewer: latat Date: 17-Aug-2019 04:03:28

Compound	Sig	RT (min.)	Exp RT (min.)	Dlt RT (min.)	Q	Response	Cal Amt ug/l	OnCol Amt ug/l	Flags
* 1 Fluorobenzene	96	5.076	5.076	0.000	99	1127040	50.0	50.0	
* 2 Chlorobenzene-d5	117	7.597	7.596	0.001	94	784552	50.0	50.0	
* 3 1,4-Dichlorobenzene-d4	152	9.786	9.785	0.001	98	400078	50.0	50.0	
25 Acetonitrile	41	3.124	3.124	0.000	99	29329	50.0	56.1	
36 Isopropyl ether	87	3.834	3.822	0.012	95	32984	5.00	5.83	
37 2-Chloro-1,3-butadiene	53	3.846	3.845	0.001	89	60971	5.00	5.53	
38 Tert-butyl ethyl ether	59	4.094	4.094	0.000	96	92122	5.00	5.78	
43 Propionitrile	54	4.248	4.248	0.000	78	30215	50.0	56.6	
42 Ethyl acetate	43	4.248	4.248	0.000	99	43153	10.0	12.4	
44 Methacrylonitrile	41	4.366	4.366	0.000	93	144663	50.0	59.4	
55 Tert-amyl methyl ether	73	4.958	4.946	0.012	94	66888	5.00	5.46	
57 n-Butanol	56	5.266	5.265	0.001	94	13475	125.0	152.4	
59 Ethyl acrylate	55	5.420	5.419	0.001	98	24837	5.00	6.04	
62 Methyl methacrylate	41	5.609	5.608	0.001	95	35886	10.0	11.6	
66 2-Nitropropane	41	5.917	5.916	0.001	95	5289	10.0	11.0	
77 n-Butyl acetate	43	7.029	7.028	0.001	96	31107	5.00	5.56	
81 1-Chlorohexane	91	7.585	7.585	0.001	93	48099	5.00	5.85	
91 Cyclohexanone	55	8.614	8.614	0.000	91	6230	50.0	56.0	
101 Pentachloroethane	167	9.419	9.419	0.000	0	36966	10.0	10.7	
107 1,2,3-Trimethylbenzene	105	9.857	9.856	0.001	96	139337	5.00	5.66	
108 Benzyl chloride	126	9.928	9.927	0.001	97	4674	5.00	5.24	
112 1,3,5-Trichlorobenzene	180	11.147	11.146	0.001	97	68180	5.00	6.04	
117 2-Methylnaphthalene	142	13.300	13.300	0.000	94	109422	10.0	10.2	

Reagents:

VMRA9W_00309	Amount Added:	0.50	Units: uL	
vmDist_H2o_00147	Amount Added:	0.00	Units:	Run Reagent
vm40ml_vials_00013	Amount Added:	0.00	Units:	Run Reagent
VM568718_00014	Amount Added:	1.00	Units: uL	Run Reagent

Report Date: 17-Aug-2019 04:52:31 Chrom Revision: 2.3 15-Jul-2019 06:58:08

Eurofins TestAmerica, Canton

Data File: \\chromna\Canton\ChromData\A3UX8\20190816-90171.b\UX85979.D

Injection Date:	16-Aug-2019 09:14:30	Instrument ID:	A3UX8	Operator ID:	402279
Lims ID:	STDA9 L3			Worklist Smp#:	9
Client ID:					
Purge Vol:	5.000 mL	Dil. Factor:	1.0000	ALS Bottle#:	8
Method:	8260_8	Limit Group:	MSV 8260B ICAL		

Column: DB-624 (0.18 mm)

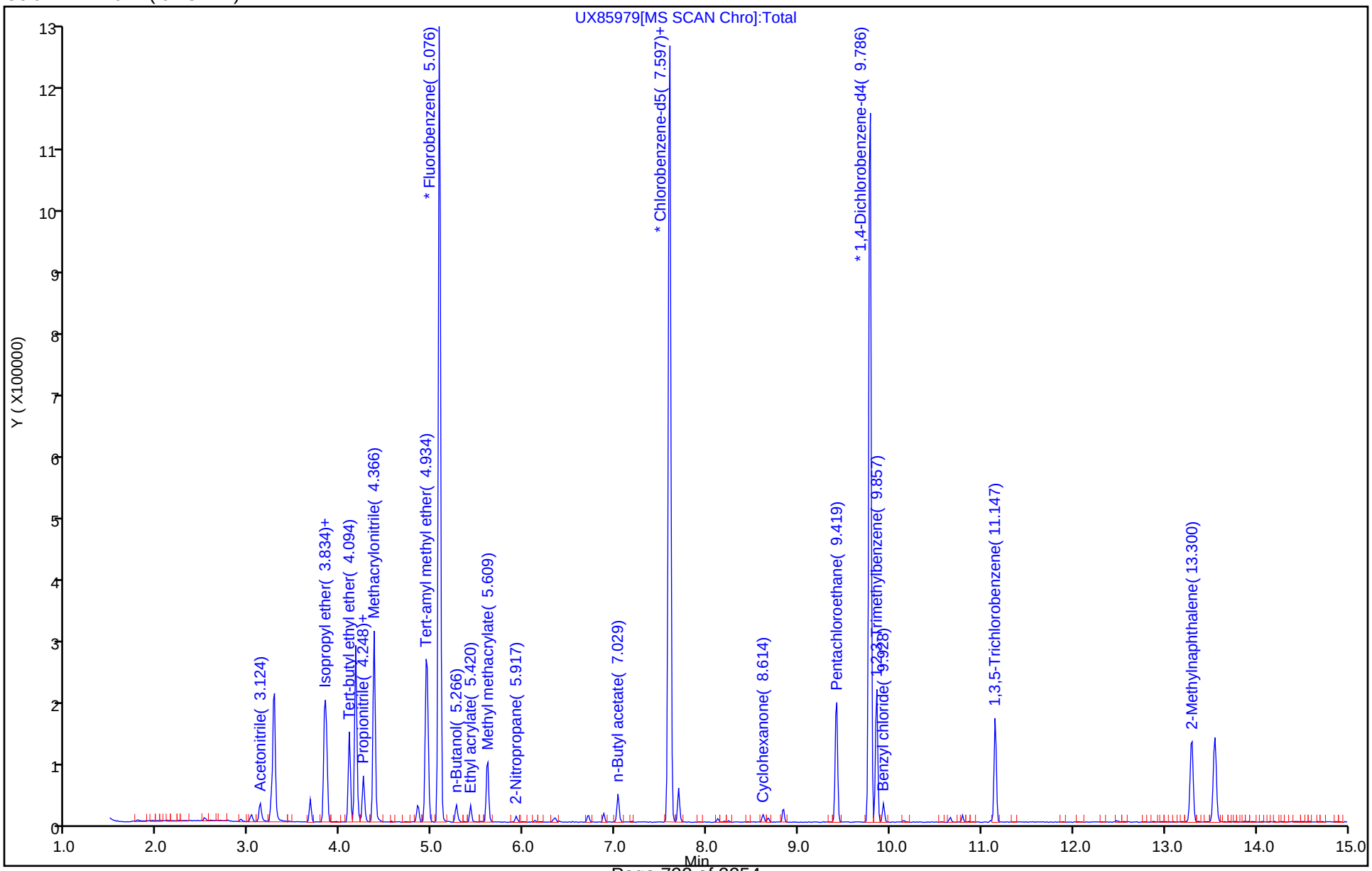

Eurofins TestAmerica, Canton
Target Compound Quantitation Report

Data File: \\chromna\Canton\ChromData\A3UX8\20190816-90171.b\UX85980.D
Lims ID: STDA9 L2
Client ID:
Sample Type: IC Calib Level: 2
Inject. Date: 16-Aug-2019 09:35:30 ALS Bottle#: 9 Worklist Smp#: 10
Purge Vol: 5.000 mL Dil. Factor: 1.0000
Sample Info: 240-0090171-010
Operator ID: 402279 Instrument ID: A3UX8
Sublist: chrom-8260_8*sub69

Method: \\chromna\Canton\ChromData\A3UX8\20190816-90171.b\8260_8.m
Limit Group: MSV 8260B ICAL
Last Update: 17-Aug-2019 04:52:33 Calib Date: 16-Aug-2019 09:57:30
Integrator: RTE ID Type: Deconvolution ID
Quant Method: Internal Standard Quant By: Initial Calibration
Last ICal File: \\chromna\Canton\ChromData\A3UX8\20190816-90171.b\UX85981.D

Column 1 : DB-624 (0.18 mm) Det: MS SCAN
Process Host: CTX0337

First Level Reviewer: latat Date: 17-Aug-2019 04:04:29

Compound	Sig	RT (min.)	Exp RT (min.)	Dlt RT (min.)	Q	Response	Cal Amt ug/l	OnCol Amt ug/l	Flags
* 1 Fluorobenzene	96	5.074	5.076	-0.002	99	1012205	50.0	50.0	
* 2 Chlorobenzene-d5	117	7.594	7.596	-0.002	94	699687	50.0	50.0	
* 3 1,4-Dichlorobenzene-d4	152	9.783	9.785	-0.002	98	371519	50.0	50.0	
25 Acetonitrile	41	3.122	3.124	-0.002	91	10005	20.0	21.3	
36 Isopropyl ether	87	3.831	3.822	0.009	94	9635	2.00	1.89	
37 2-Chloro-1,3-butadiene	53	3.843	3.845	-0.002	88	18074	2.00	1.82	
38 Tert-butyl ethyl ether	59	4.092	4.094	-0.002	94	27470	2.00	1.92	
43 Propionitrile	54	4.246	4.248	-0.002	88	9694	20.0	20.2	
42 Ethyl acetate	43	4.246	4.248	-0.002	97	13807	4.00	4.43	
44 Methacrylonitrile	41	4.364	4.366	-0.002	92	44191	20.0	20.2	
55 Tert-amyl methyl ether	73	4.956	4.946	0.010	93	19599	2.00	1.78	
57 n-Butanol	56	5.263	5.265	-0.002	90	3261	50.0	41.1	
59 Ethyl acrylate	55	5.417	5.419	-0.002	92	6665	2.00	1.81	
62 Methyl methacrylate	41	5.606	5.608	-0.002	67	10406	4.00	3.75	
66 2-Nitropropane	41	5.914	5.916	-0.002	48	906	4.00	2.11	a
77 n-Butyl acetate	43	7.026	7.028	-0.002	97	11092	2.00	2.22	
81 1-Chlorohexane	91	7.582	7.585	-0.002	89	13544	2.00	1.85	
91 Cyclohexanone	55	8.612	8.614	-0.002	1	1366	20.0	13.8	a
101 Pentachloroethane	167	9.417	9.419	-0.002	0	11310	4.00	3.53	
107 1,2,3-Trimethylbenzene	105	9.854	9.856	-0.002	97	39932	2.00	1.75	
108 Benzyl chloride	126	9.925	9.927	-0.002	92	916	2.00	2.77	a
112 1,3,5-Trichlorobenzene	180	11.144	11.146	-0.002	95	21137	2.00	2.02	
117 2-Methylnaphthalene	142	13.286	13.300	-0.014	93	42391	4.00	3.85	

QC Flag Legend

Review Flags

a - User Assigned ID

Reagents:

VMRA9W_00309	Amount Added:	0.20	Units: uL	
vmDist_H2o_00147	Amount Added:	0.00	Units:	Run Reagent
vm40ml_vials_00013	Amount Added:	0.00	Units:	Run Reagent
VM568718_00014	Amount Added:	1.00	Units: uL	Run Reagent

Report Date: 17-Aug-2019 04:52:33 Chrom Revision: 2.3 15-Jul-2019 06:58:08

Eurofins TestAmerica, Canton

Data File: \\chromna\Canton\ChromData\A3UX8\20190816-90171.b\UX85980.D

Injection Date:	16-Aug-2019 09:35:30	Instrument ID:	A3UX8	Operator ID:	402279
Lims ID:	STDA9 L2			Worklist Smp#:	10
Client ID:					
Purge Vol:	5.000 mL	Dil. Factor:	1.0000	ALS Bottle#:	9
Method:	8260_8	Limit Group:	MSV 8260B ICAL		

Column: DB-624 (0.18 mm)

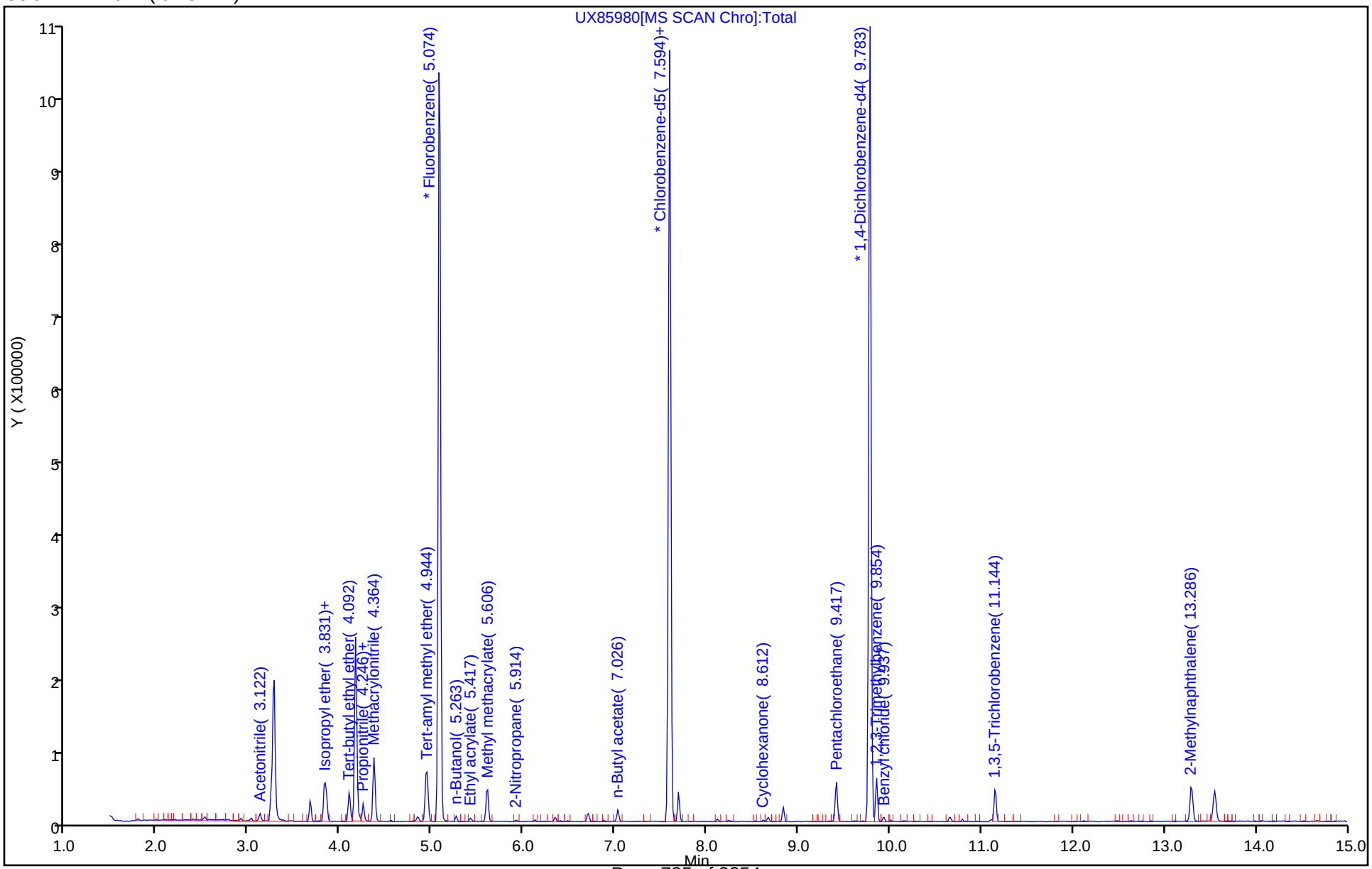

Manual Integration/User Assign Peak Report

Eurofins TestAmerica, Canton

Data File: \\chromna\Canton\ChromData\A3UX8\20190816-90171.b\UX85980.D
Injection Date: 16-Aug-2019 09:35:30 Instrument ID: A3UX8
Lims ID: STDA9 L2
Client ID:
Operator ID: 402279 ALS Bottle#: 9 Worklist Smp#: 10
Purge Vol: 5.000 mL Dil. Factor: 1.0000
Method: 8260_8 Limit Group: MSV 8260B ICAL
Column: DB-624 (0.18 mm) Detector MS SCAN

66 2-Nitropropane, CAS: 79-46-9

Signal: 1

Not Detected
Expected RT: 5.92

Processing Integration Results

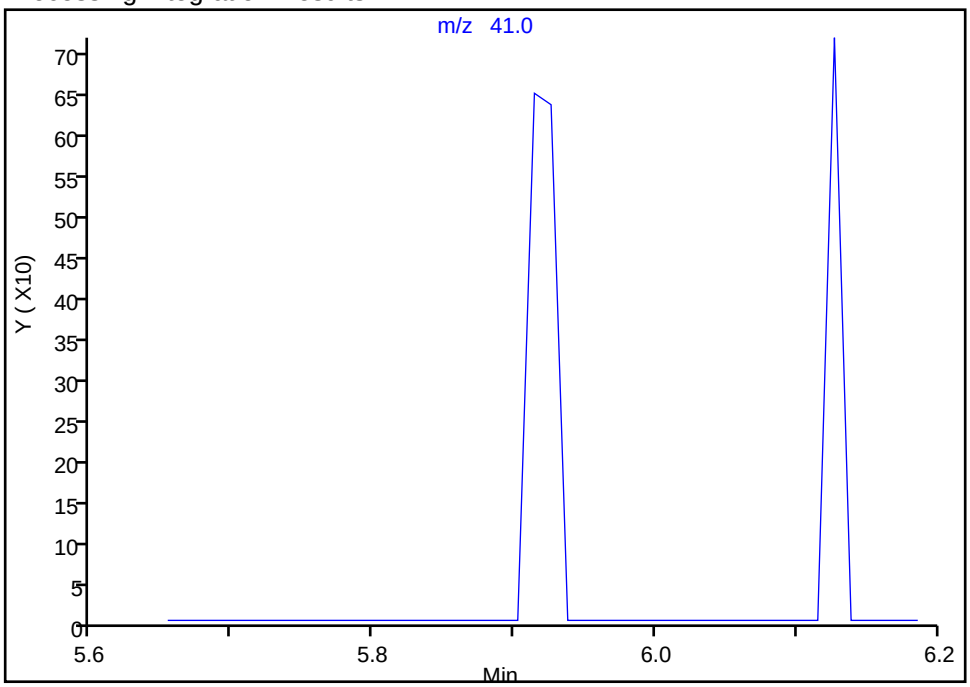

Manual Integration Results

RT: 5.91
Area: 906
Amount: 2.107320
Amount Units: ug/l

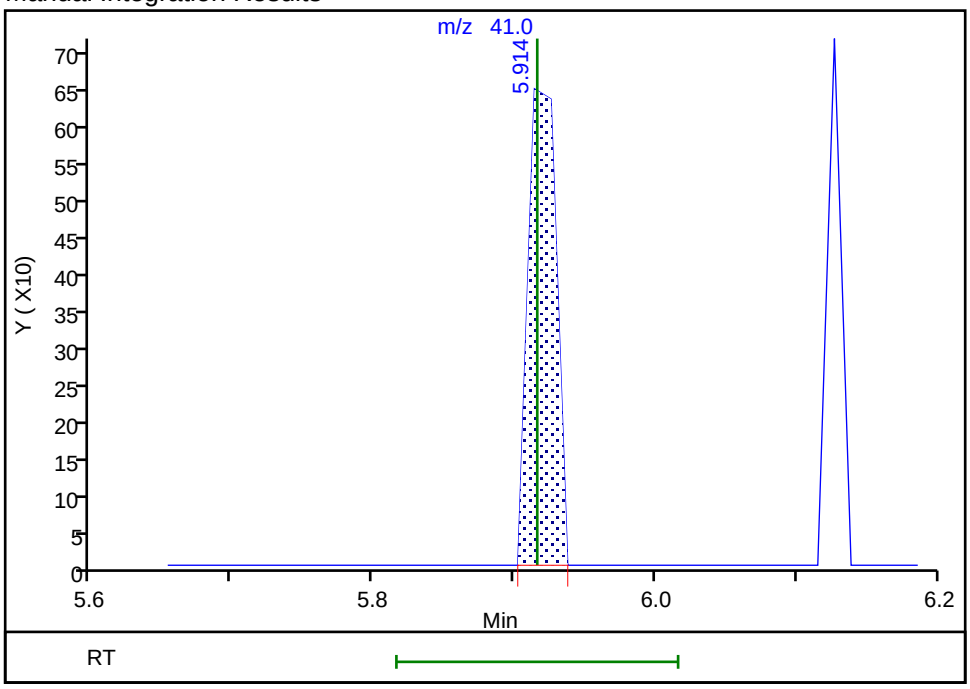

Reviewer: latat, 17-Aug-2019 04:03:47
Audit Action: Assigned Compound ID Audit Reason: Peak assignment corrected

Manual Integration/User Assign Peak Report

Eurofins TestAmerica, Canton

Data File: \\chromna\Canton\ChromData\A3UX8\20190816-90171.b\UX85980.D
Injection Date: 16-Aug-2019 09:35:30 Instrument ID: A3UX8
Lims ID: STDA9 L2
Client ID:
Operator ID: 402279 ALS Bottle#: 9 Worklist Smp#: 10
Purge Vol: 5.000 mL Dil. Factor: 1.0000
Method: 8260_8 Limit Group: MSV 8260B ICAL
Column: DB-624 (0.18 mm) Detector MS SCAN

91 Cyclohexanone, CAS: 108-94-1

Signal: 1

Not Detected
Expected RT: 8.61

Processing Integration Results

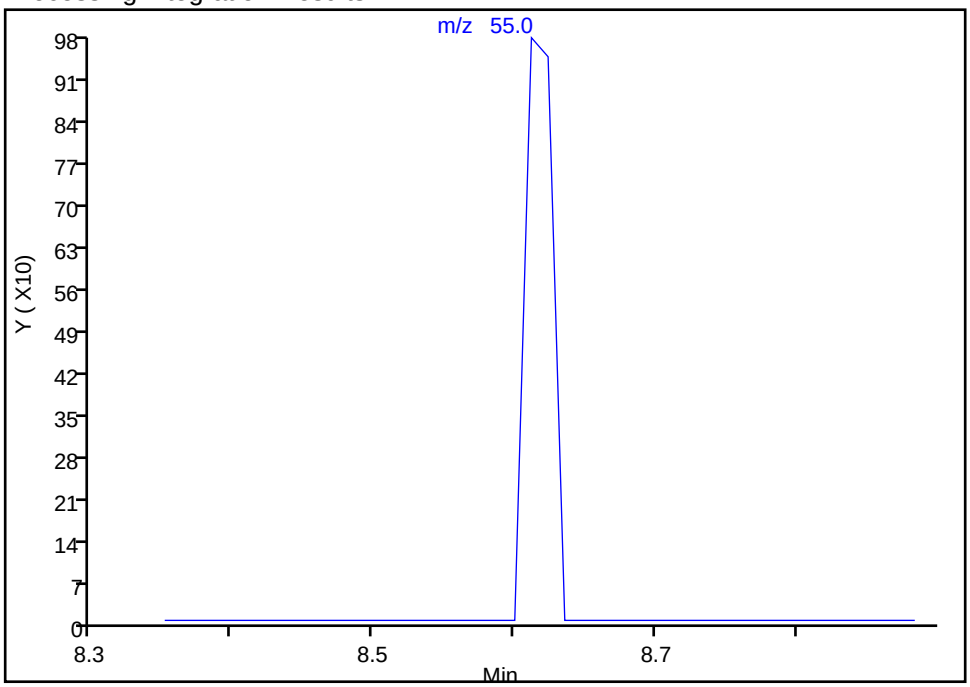

Manual Integration Results

RT: 8.61
Area: 1366
Amount: 13.769119
Amount Units: ug/l

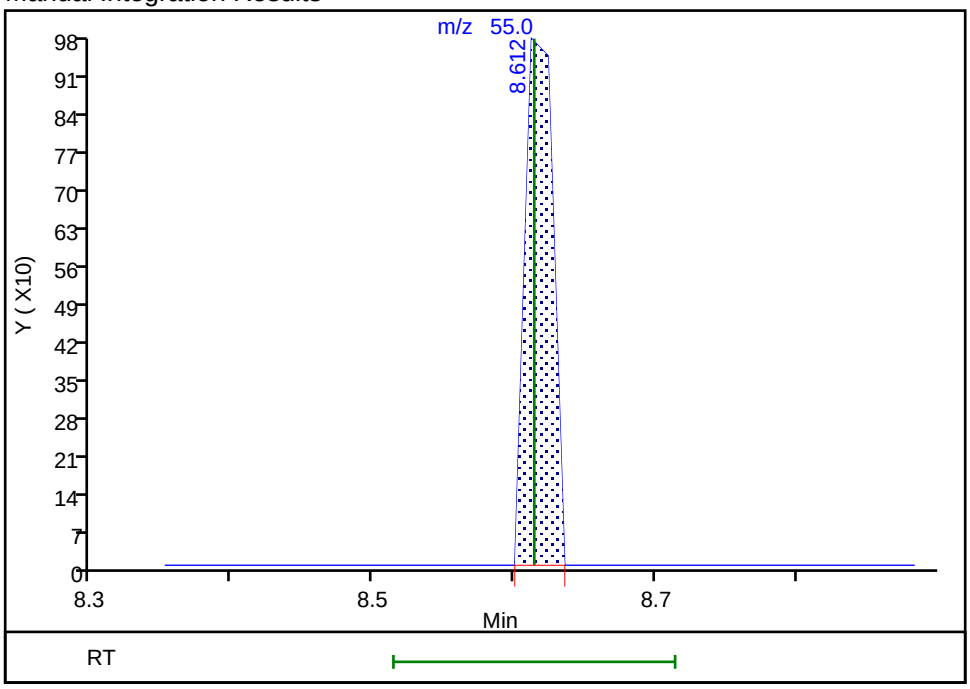

Reviewer: latat, 17-Aug-2019 04:04:00
Audit Action: Assigned Compound ID Audit Reason: Peak assignment corrected

Manual Integration/User Assign Peak Report

Eurofins TestAmerica, Canton

Data File: \\chromna\Canton\ChromData\A3UX8\20190816-90171.b\UX85980.D
Injection Date: 16-Aug-2019 09:35:30 Instrument ID: A3UX8
Lims ID: STDA9 L2
Client ID:
Operator ID: 402279 ALS Bottle#: 9 Worklist Smp#: 10
Purge Vol: 5.000 mL Dil. Factor: 1.0000
Method: 8260_8 Limit Group: MSV 8260B ICAL
Column: DB-624 (0.18 mm) Detector MS SCAN

108 Benzyl chloride, CAS: 100-44-7

Signal: 1

Not Detected
Expected RT: 9.93

Processing Integration Results

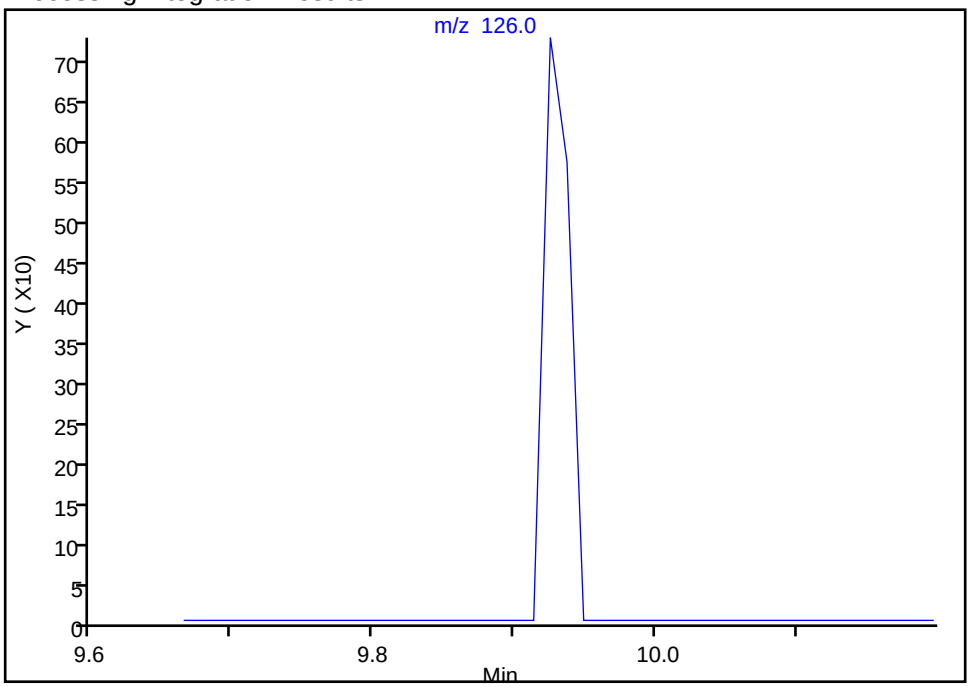

Manual Integration Results

RT: 9.93
Area: 916
Amount: 2.766107
Amount Units: ug/l

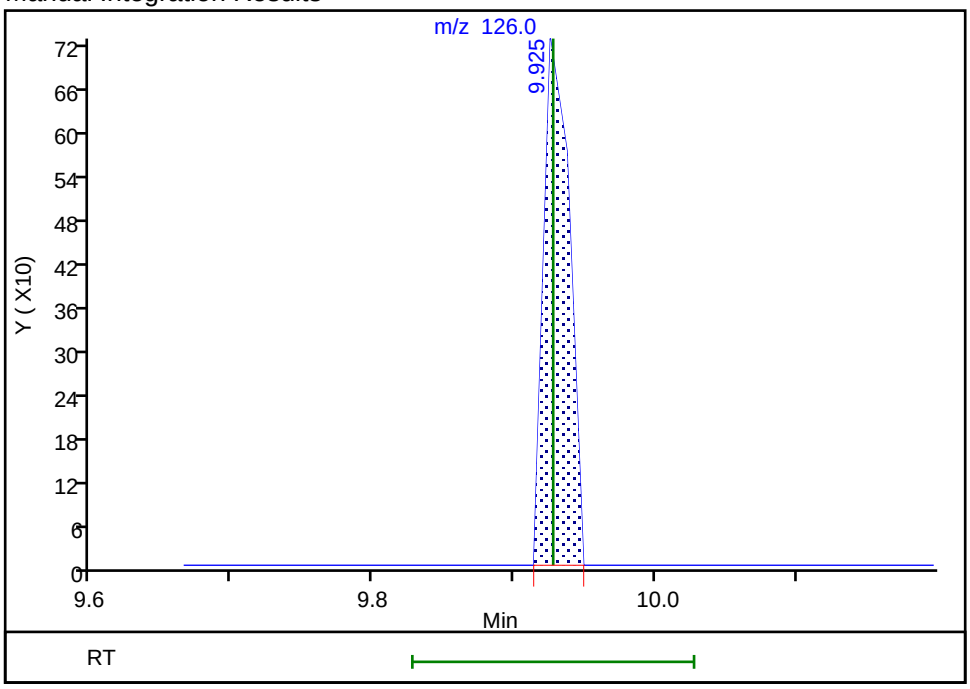

Reviewer: latat, 17-Aug-2019 04:04:09
Audit Action: Assigned Compound ID Audit Reason: Peak assignment corrected

Eurofins TestAmerica, Canton
Target Compound Quantitation Report

Data File: \\chromna\Canton\ChromData\A3UX8\20190816-90171.b\UX85981.D
Lims ID: STDA9 L1
Client ID:
Sample Type: IC Calib Level: 1
Inject. Date: 16-Aug-2019 09:57:30 ALS Bottle#: 10 Worklist Smp#: 11
Purge Vol: 5.000 mL Dil. Factor: 1.0000
Sample Info: 240-0090171-011
Operator ID: 402279 Instrument ID: A3UX8
Sublist: chrom-8260_8*sub69

Method: \\chromna\Canton\ChromData\A3UX8\20190816-90171.b\8260_8.m
Limit Group: MSV 8260B ICAL
Last Update: 17-Aug-2019 04:52:34 Calib Date: 16-Aug-2019 09:57:30
Integrator: RTE ID Type: Deconvolution ID
Quant Method: Internal Standard Quant By: Initial Calibration
Last ICal File: \\chromna\Canton\ChromData\A3UX8\20190816-90171.b\UX85981.D

Column 1 : DB-624 (0.18 mm) Det: MS SCAN
Process Host: CTX0337

First Level Reviewer: latat Date: 17-Aug-2019 04:05:19

Compound	Sig	RT (min.)	Exp RT (min.)	Dlt RT (min.)	Q	Response	Cal Amt ug/l	OnCol Amt ug/l	Flags
* 1 Fluorobenzene	96	5.077	5.076	0.001	99	1042313	50.0	50.0	
* 2 Chlorobenzene-d5	117	7.597	7.596	0.001	94	718749	50.0	50.0	
* 3 1,4-Dichlorobenzene-d4	152	9.786	9.785	0.001	98	385803	50.0	50.0	
25 Acetonitrile	41	3.124	3.124	0.000	93	5923	10.0	12.3	
36 Isopropyl ether	87	3.822	3.822	0.000	93	5407	1.00	1.03	
37 2-Chloro-1,3-butadiene	53	3.846	3.845	0.001	86	10282	1.00	1.01	
38 Tert-butyl ethyl ether	59	4.095	4.094	0.001	90	13645	1.00	0.9257	
43 Propionitrile	54	4.248	4.248	0.000	89	6084	10.0	12.3	
42 Ethyl acetate	43	4.248	4.248	0.000	97	8017	2.00	2.50	a
44 Methacrylonitrile	41	4.367	4.366	0.001	92	24690	10.0	11.0	
55 Tert-amyl methyl ether	73	4.947	4.946	0.001	86	10607	1.00	0.9366	
57 n-Butanol	56	5.266	5.265	0.001	66	1779	25.0	21.8	
59 Ethyl acrylate	55	5.420	5.419	0.001	91	3861	1.00	1.02	
62 Methyl methacrylate	41	5.597	5.608	-0.011	89	5794	2.00	2.03	
66 2-Nitropropane	41		5.916				ND	ND	
77 n-Butyl acetate	43	7.029	7.028	0.001	93	8142	1.00	1.59	
81 1-Chlorohexane	91	7.585	7.585	0.001	80	7118	1.00	0.9449	
91 Cyclohexanone	55		8.614				ND	ND	Ua
101 Pentachloroethane	167	9.419	9.419	0.000	0	5915	2.00	1.78	
107 1,2,3-Trimethylbenzene	105	9.857	9.856	0.001	97	23039	1.00	0.9700	
108 Benzyl chloride	126		9.927				ND	ND	
112 1,3,5-Trichlorobenzene	180	11.147	11.146	0.001	92	12889	1.00	1.18	
117 2-Methylnaphthalene	142	13.289	13.300	-0.011	93	25757	2.00	1.95	

QC Flag Legend

Processing Flags

ND - Not Detected or Marked ND

Review Flags
U - Marked Undetected
a - User Assigned ID

Reagents:

VMRA9W_00309	Amount Added:	0.10	Units: uL	
vmDist_H2o_00147	Amount Added:	0.00	Units:	Run Reagent
vm40ml_vials_00013	Amount Added:	0.00	Units:	Run Reagent
VM568718_00014	Amount Added:	1.00	Units: uL	Run Reagent

Report Date: 17-Aug-2019 04:52:35 Chrom Revision: 2.3 15-Jul-2019 06:58:08

Eurofins TestAmerica, Canton

Data File: \\chromna\Canton\ChromData\A3UX8\20190816-90171.b\UX85981.D

Injection Date:	16-Aug-2019 09:57:30	Instrument ID:	A3UX8	Operator ID:	402279
Lims ID:	STDA9 L1			Worklist Smp#:	11
Client ID:					
Purge Vol:	5.000 mL	Dil. Factor:	1.0000	ALS Bottle#:	10
Method:	8260_8	Limit Group:	MSV 8260B ICAL		

Column: DB-624 (0.18 mm)

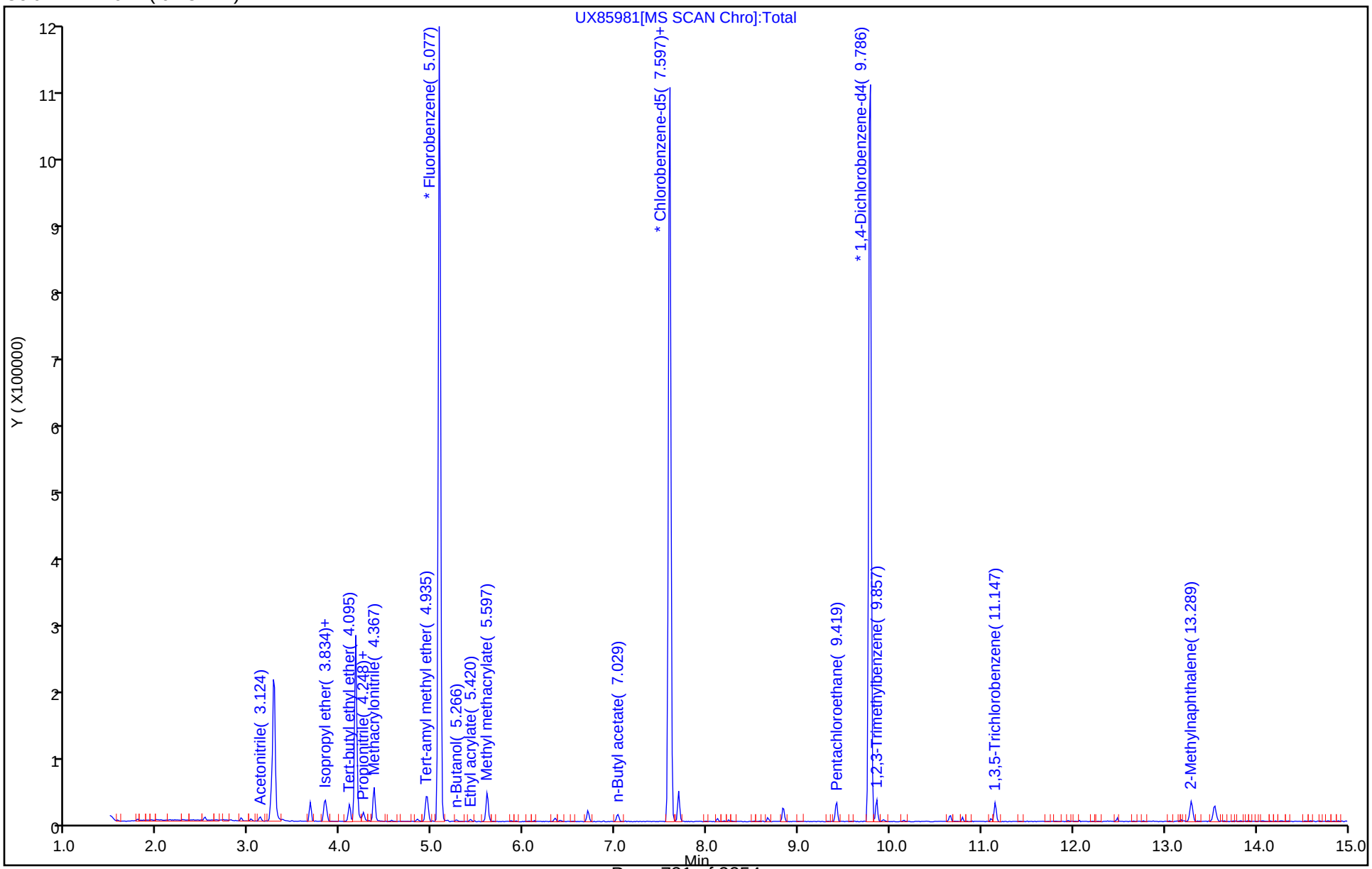

Manual Integration/User Assign Peak Report

Eurofins TestAmerica, Canton

Data File: \\chromna\Canton\ChromData\A3UX8\20190816-90171.b\UX85981.D
Injection Date: 16-Aug-2019 09:57:30 Instrument ID: A3UX8
Lims ID: STDA9 L1
Client ID:
Operator ID: 402279 ALS Bottle#: 10 Worklist Smp#: 11
Purge Vol: 5.000 mL Dil. Factor: 1.0000
Method: 8260_8 Limit Group: MSV 8260B ICAL
Column: DB-624 (0.18 mm) Detector MS SCAN

42 Ethyl acetate, CAS: 141-78-6

Signal: 1

Not Detected
Expected RT: 4.25

Processing Integration Results

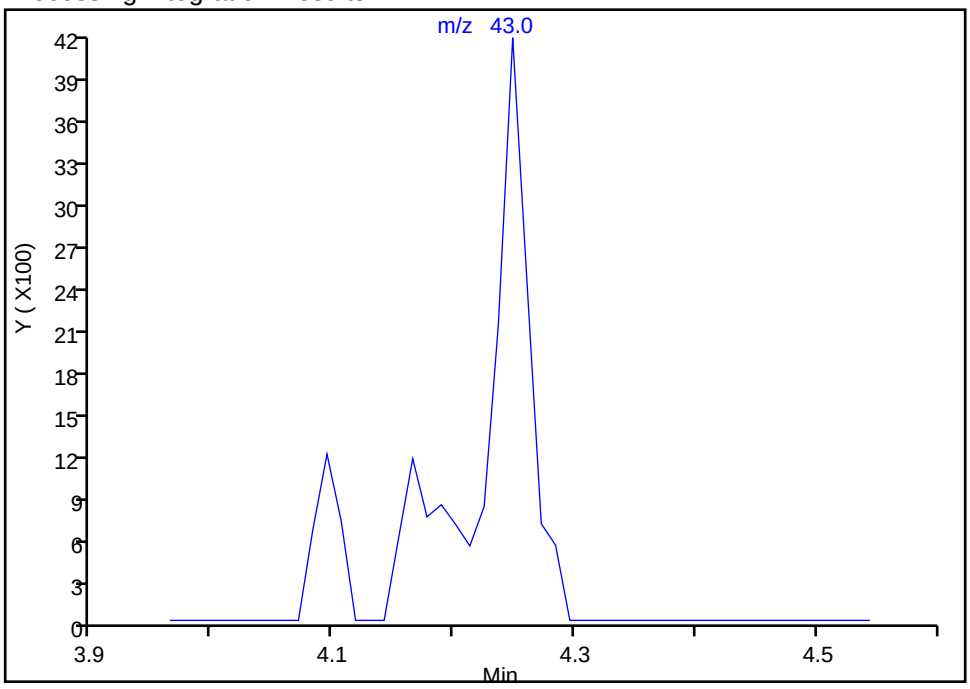

Manual Integration Results

RT: 4.25
Area: 8017
Amount: 2.500746
Amount Units: ug/l

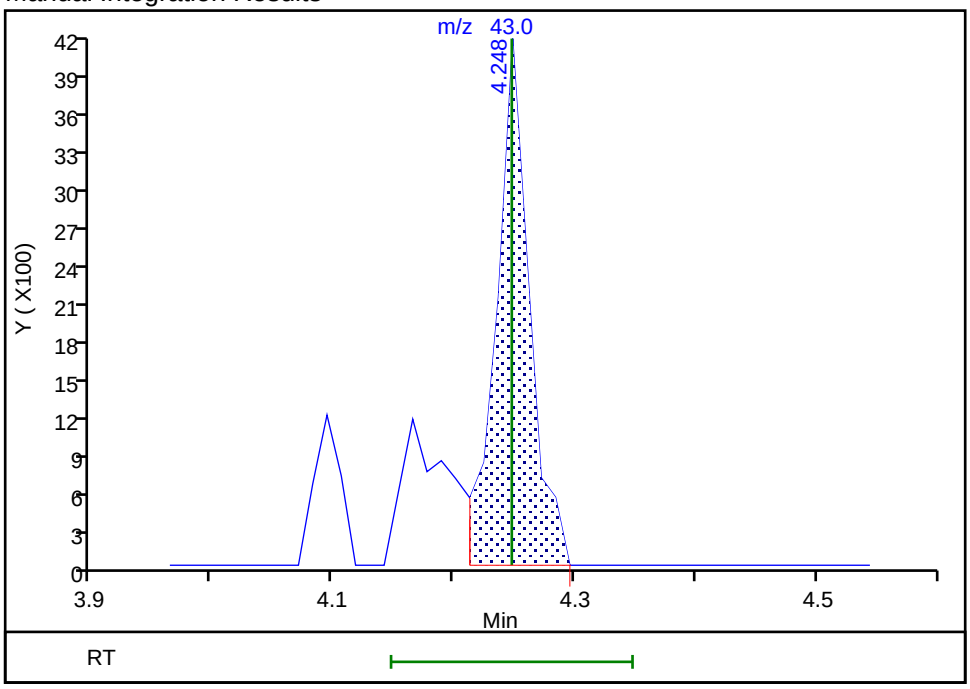

Reviewer: latat, 17-Aug-2019 04:10:26
Audit Action: Assigned Compound ID Audit Reason: Peak assignment corrected

FORM VI
GC/MS VOA BY INTERNAL STANDARD - INITIAL CALIBRATION DATA
CURVE EVALUATION

Lab Name: Eurofins TestAmerica, Canton Job No.: 240-124062-1 Analy Batch No.: 408938

SDG No.:

Instrument ID: A3UX8 GC Column: DB-624 ID: 0.18(mm) Heated Purge: (Y/N) Y

Calibration Start Date: 11/04/2019 01:56 Calibration End Date: 11/04/2019 05:00 Calibration ID: 54202

Calibration Files:

LEVEL:	LAB SAMPLE ID:	LAB FILE ID:
Level 1	STD8260 240-408938/11	UX87328.D
Level 2	STD8260 240-408938/10	UX87327.D
Level 3	STD8260 240-408938/9	UX87326.D
Level 4	STD8260 240-408938/8	UX87325.D
Level 5	ICIS 240-408938/7	UX87324.D
Level 6	STD8260 240-408938/6	UX87323.D
Level 7	STD8260 240-408938/5	UX87322.D
Level 8	STD8260 240-408938/4	UX87321.D
Level 9	STD8260 240-408938/3	UX87320.D

ANALYTE	RRF					CURVE TYPE	COEFFICIENT			#	MIN RRF	%RSD	#	MAX %RSD	R^2 OR COD	#	MIN R^2 OR COD
	LVL 1 LVL 6	LVL 2 LVL 7	LVL 3 LVL 8	LVL 4 LVL 9	LVL 5		B	M1	M2								
Dichlorodifluoromethane	0.3127 0.3642	0.3232 0.3465	0.4489 0.3518	0.3661 0.3461	0.3692	Ave		0.3587				10.8		15.0			
Chloromethane	0.4076 0.4135	0.4132 0.4029	0.5566 0.4125	0.4519 0.3946	0.4285	Ave		0.4313			0.1000	11.5		15.0			
Vinyl chloride	0.3237 0.2940	0.2962 0.2885	0.3951 0.3014	0.3199 0.2957	0.3034	Ave		0.3131				10.5		15.0			
Butadiene	0.3749 0.3517	0.3301 0.3482	0.4418 0.3627	0.4013 0.3579	0.3760	Ave		0.3716				8.9		15.0			
Bromomethane	0.1967 0.1574	0.1685 0.1370	0.2235 +++++	0.1853 +++++	0.1773	Qua	0.0924	0.1778	-0.000418						1.0000		0.9900
Chloroethane	0.1632 0.1753	0.1840 0.1693	0.2299 0.1570	0.1907 0.1493	0.1890	Ave		0.1786				13.4		15.0			
Dichlorofluoromethane	0.3829 0.3642	0.3831 0.3607	0.4997 0.3577	0.4058 0.3505	0.4033	Ave		0.3898				11.7		15.0			
Trichlorofluoromethane	0.3700 0.3569	0.3669 0.3464	0.4773 0.3485	0.3846 0.3492	0.3686	Ave		0.3743				10.9		15.0			
Ethyl ether	0.2712 0.2210	0.2102 0.2174	0.2495 0.2067	0.2407 0.2024	0.2212	Ave		0.2267				10.0		15.0			
Acrolein	0.0324 0.0333	0.0340 0.0331	0.0402 0.0316	0.0356 0.0314	0.0339	Ave		0.0339				7.9		15.0			
1,1-Dichloroethene	0.3099 0.2625	0.2545 0.2572	0.2965 0.2483	0.2846 0.2440	0.2555	Ave		0.2681				8.6		15.0			
1,1,2-Trichloro-1,2,2-trifluoroethane	0.2472 0.2181	0.2024 0.2152	0.2722 0.2078	0.2308 0.2107	0.2131	Ave		0.2242				10.0		15.0			
Acetone	0.1667 0.0594	0.1301 0.0646	0.0964 0.0598	0.0728 0.0588	0.0693	Lin1	0.2566	0.0595							0.9980		0.9900

Note: The M1 coefficient is the same as Ave RRF for an Ave curve type.

FORM VI
GC/MS VOA BY INTERNAL STANDARD - INITIAL CALIBRATION DATA
CURVE EVALUATION

Lab Name: Eurofins TestAmerica, Canton Job No.: 240-124062-1 Analy Batch No.: 408938

SDG No.:

Instrument ID: A3UX8 GC Column: DB-624 ID: 0.18(mm) Heated Purge: (Y/N) Y

Calibration Start Date: 11/04/2019 01:56 Calibration End Date: 11/04/2019 05:00 Calibration ID: 54202

ANALYTE	RRF					CURVE TYPE	COEFFICIENT			#	MIN RRF	%RSD	#	MAX %RSD	R^2 OR COD	#	MIN R^2 OR COD
	LVL 1 LVL 6	LVL 2 LVL 7	LVL 3 LVL 8	LVL 4 LVL 9	LVL 5		B	M1	M2								
Iodomethane	0.5461 0.4298	0.4741 0.4269	0.5025 0.4086	0.4557 0.4068	0.4262	Ave		0.4530				10.4		15.0			
Carbon disulfide	0.7912 0.8274	0.7141 0.8443	0.7799 0.8421	0.7949 0.8440	0.7654	Ave		0.8003				5.5		15.0			
3-Chloro-1-propene	0.1474 0.1651	0.1247 0.1669	0.1564 0.1642	0.1580 0.1619	0.1627	Ave		0.1564				8.5		15.0			
Methyl acetate	0.1853 0.1572	0.1717 0.1606	0.1821 0.1540	0.1703 0.1485	0.1620	Ave		0.1658				7.6		15.0			
Methylene Chloride	0.3444 0.2763	0.3302 0.2715	0.3387 0.2610	0.2993 0.2541	0.2801	Ave		0.2951				11.7		15.0			
tert-Butyl alcohol	0.0174 0.0142	0.0175 0.0145	0.0160 0.0139	0.0150 0.0134	0.0153	Ave		0.0152				9.6		15.0			
Acrylonitrile	0.0851 0.0718	0.0840 0.0715	0.0798 0.0677	0.0773 0.0660	0.0742	Ave		0.0753				9.0		15.0			
trans-1,2-Dichloroethene	0.3160 0.3033	0.3156 0.2937	0.3498 0.2834	0.3199 0.2810	0.2916	Ave		0.3060				7.1		15.0			
Methyl tert-butyl ether	0.6141 0.5440	0.5984 0.5505	0.6218 0.5346	0.5820 0.5255	0.5478	Ave		0.5687				6.3		15.0			
Hexane	0.0754 0.0919	0.0751 0.0896	0.0975 0.0868	0.0927 0.0866	0.0909	Ave		0.0874				8.7		15.0			
1,1-Dichloroethane	0.5701 0.5413	0.6087 0.5405	0.6251 0.5166	0.5749 0.5116	0.5451	Ave		0.5593			0.1000	7.0		15.0			
Vinyl acetate	0.3855 0.4492	0.3974 0.4742	0.4471 0.4552	0.4458 0.4509	0.4499	Ave		0.4395				6.5		15.0			
2-Butanone (MEK)	+++++ 0.0978	0.1461 0.0979	0.1331 0.0888	0.1182 0.0875	0.1092	Lin1	0.3606	0.0898							0.9970		0.9900
cis-1,2-Dichloroethene	0.3801 0.3184	0.3309 0.3038	0.3541 0.2942	0.3302 0.2876	0.3183	Ave		0.3242				9.0		15.0			
2,2-Dichloropropane	+++++ 0.3205	0.4089 0.3271	0.4244 0.3192	0.3746 0.3220	0.3322	Ave		0.3536				12.2		15.0			
Bromochloromethane	0.1253 0.1243	0.1365 0.1217	0.1348 0.1176	0.1345 0.1163	0.1273	Ave		0.1265				5.9		15.0			
Tetrahydrofuran	+++++ 0.0594	0.0693 0.0599	0.0715 0.0597	0.0616 0.0578	0.0599	Ave		0.0624				8.1		15.0			
Chloroform	0.5569 0.4805	0.5313 0.4758	0.5523 0.4556	0.5192 0.4564	0.4809	Ave		0.5010				7.9		15.0			
1,1,1-Trichloroethane	0.3741 0.4232	0.3728 0.4223	0.4286 0.4157	0.4117 0.4166	0.4067	Ave		0.4080				5.0		15.0			
Cyclohexane	0.6702 0.6538	0.5919 0.6401	0.7230 0.6313	0.6805 0.6261	0.6377	Ave		0.6505				5.8		15.0			

Note: The M1 coefficient is the same as Ave RRF for an Ave curve type.

FORM VI
GC/MS VOA BY INTERNAL STANDARD - INITIAL CALIBRATION DATA
CURVE EVALUATION

Lab Name: Eurofins TestAmerica, Canton Job No.: 240-124062-1 Analy Batch No.: 408938

SDG No.:

Instrument ID: A3UX8 GC Column: DB-624 ID: 0.18(mm) Heated Purge: (Y/N) Y

Calibration Start Date: 11/04/2019 01:56 Calibration End Date: 11/04/2019 05:00 Calibration ID: 54202

ANALYTE	RRF					CURVE TYPE	COEFFICIENT			#	MIN RRF	%RSD	#	MAX %RSD	R^2 OR COD	#	MIN R^2 OR COD
	LVL 1 LVL 6	LVL 2 LVL 7	LVL 3 LVL 8	LVL 4 LVL 9	LVL 5		B	M1	M2								
1,1-Dichloropropene	0.4544 0.4197	0.4374 0.4090	0.4688 0.3975	0.4367 0.3980	0.4113	Ave		0.4259				5.9		15.0			
Carbon tetrachloride	0.3443 0.3650	0.3304 0.3617	0.3631 0.3637	0.3573 0.3647	0.3447	Ave		0.3550				3.5		15.0			
Isobutyl alcohol	0.0056 0.0074	0.0079 0.0071	0.0078 0.0069	0.0074 0.0067	0.0073	Ave		0.0071				10.0		15.0			
1,2-Dichloroethane	0.3416 0.3309	0.3726 0.3313	0.4012 0.3163	0.3769 0.3156	0.3439	Ave		0.3478				8.5		15.0			
Benzene	1.4895 1.1880	1.3252 1.1678	1.3875 1.1254	1.2769 1.1124	1.2036	Ave		1.2529				10.2		15.0			
n-Heptane	0.0784 0.0982	0.0794 0.0930	0.0895 0.0920	0.0959 0.0909	0.0962	Ave		0.0904				7.8		15.0			
Trichloroethene	0.3614 0.3032	0.3027 0.2958	0.3466 0.2924	0.3212 0.2899	0.3093	Ave		0.3136				8.0		15.0			
Methylcyclohexane	0.5882 0.5749	0.5712 0.5533	0.6452 0.5389	0.5910 0.5354	0.5664	Ave		0.5739				5.8		15.0			
1,2-Dichloropropane	0.2958 0.2755	0.2812 0.2714	0.3028 0.2585	0.2959 0.2616	0.2816	Ave		0.2805				5.5		15.0			
Dibromomethane	0.0822 0.1147	0.1238 0.1160	0.1212 0.1133	0.1173 0.1127	0.1182	Ave		0.1133				10.8		15.0			
1,4-Dioxane	+++++ 0.0017	+++++ 0.0017	0.0020 0.0016	0.0016 0.0016	0.0019	Ave		0.0017				10.0		15.0			
Bromodichloromethane	0.2586 0.3009	0.2789 0.3049	0.2899 0.3007	0.2771 0.3045	0.2851	Ave		0.2889				5.4		15.0			
2-Chloroethyl vinyl ether	0.0609 0.0705	0.0651 0.0746	0.0671 0.0759	0.0707 0.0780	0.0692	Ave		0.0702				7.7		15.0			
cis-1,3-Dichloropropene	0.2312 0.3432	0.2572 0.3516	0.3051 0.3606	0.3223 0.3614	0.3216	Ave		0.3171				14.5		15.0			
4-Methyl-2-pentanone (MIBK)	0.1797 0.1934	0.1891 0.1966	0.1986 0.1881	0.1984 0.1822	0.2040	Ave		0.1922				4.2		15.0			
Toluene	1.8659 1.7724	1.7484 1.7097	2.0140 1.6800	1.8937 1.7067	1.7775	Ave		1.7965				6.0		15.0			
trans-1,3-Dichloropropene	+++++ 0.3878	0.2914 0.4050	0.3436 0.4158	0.3643 0.4241	0.3677	Ave		0.3750				11.6		15.0			
Ethyl methacrylate	0.2519 0.3251	0.2700 0.3249	0.2907 0.3221	0.3223 0.3184	0.3286	Ave		0.3060				9.2		15.0			
1,1,2-Trichloroethane	0.3076 0.2481	0.2771 0.2386	0.2917 0.2309	0.2713 0.2325	0.2618	Ave		0.2622				10.3		15.0			
1,3-Dichloropropane	0.5088 0.4394	0.4939 0.4347	0.5322 0.4175	0.4981 0.4185	0.4633	Ave		0.4674				9.0		15.0			

Note: The M1 coefficient is the same as Ave RRF for an Ave curve type.

FORM VI
GC/MS VOA BY INTERNAL STANDARD - INITIAL CALIBRATION DATA
CURVE EVALUATION

Lab Name: Eurofins TestAmerica, Canton Job No.: 240-124062-1 Analy Batch No.: 408938

SDG No.:

Instrument ID: A3UX8 GC Column: DB-624 ID: 0.18(mm) Heated Purge: (Y/N) Y

Calibration Start Date: 11/04/2019 01:56 Calibration End Date: 11/04/2019 05:00 Calibration ID: 54202

ANALYTE	RRF					CURVE TYPE	COEFFICIENT			#	MIN RRF	%RSD	#	MAX %RSD	R^2 OR COD	#	MIN R^2 OR COD
	LVL 1 LVL 6	LVL 2 LVL 7	LVL 3 LVL 8	LVL 4 LVL 9	LVL 5		B	M1	M2								
Tetrachloroethene	0.3863 0.3574	0.3577 0.3364	0.3963 0.3257	0.3725 0.3332	0.3406	Ave		0.3562				6.9		15.0			
2-Hexanone	0.1459 0.1973	0.1617 0.1937	0.1852 0.1846	0.1966 0.1821	0.2046	Ave		0.1835				10.2		15.0			
Dibromochloromethane	0.2011 0.2520	0.1811 0.2619	0.2114 0.2630	0.2179 0.2724	0.2301	Ave		0.2323				13.7		15.0			
1,2-Dibromoethane	0.2551 0.2298	0.2028 0.2278	0.2488 0.2236	0.2496 0.2208	0.2283	Ave		0.2318				7.2		15.0			
Chlorobenzene	1.2640 1.0680	1.2148 1.0242	1.2225 0.9896	1.1662 1.0025	1.1006	Ave		1.1169			0.3000	9.2		15.0			
1,1,1,2-Tetrachloroethane	0.3251 0.3448	0.3086 0.3405	0.3525 0.3335	0.3266 0.3391	0.3252	Ave		0.3329				3.9		15.0			
Ethylbenzene	0.5333 0.6124	0.5658 0.5879	0.6719 0.5804	0.6541 0.5856	0.6325	Ave		0.6026				7.3		15.0			
m-Xylene & p-Xylene	0.8266 0.7507	0.7627 0.7215	0.8207 0.7094	0.8030 0.7185	0.7552	Ave		0.7631				5.8		15.0			
o-Xylene	0.7263 0.7393	0.7246 0.7023	0.8142 0.6662	0.7917 0.6665	0.7395	Ave		0.7301				6.8		15.0			
Styrene	1.0381 1.1387	1.0369 1.1125	1.1648 1.0778	1.1841 1.0840	1.1348	Ave		1.1080				4.7		15.0			
Bromoform	+++++ 0.1192	+++++ 0.1270	0.1070 0.1346	0.1124 0.1392	0.1124	Ave		0.1217			0.1000	10.0		15.0			
Isopropylbenzene	1.9406 2.0270	1.8052 1.9260	2.1776 1.8483	2.0974 1.8702	1.9987	Ave		1.9657				6.2		15.0			
1,1,2,2-Tetrachloroethane	0.5765 0.5498	0.6001 0.5459	0.5872 0.5137	0.5968 0.5072	0.5686	Ave		0.5607			0.3000	6.1		15.0			
Bromobenzene	0.9778 0.8205	0.9012 0.7927	0.9234 0.7720	0.8881 0.7777	0.8448	Ave		0.8554				8.4		15.0			
1,2,3-Trichloropropane	0.1963 0.1721	0.1653 0.1703	0.1707 0.1606	0.2090 0.1594	0.1851	Ave		0.1765				9.6		15.0			
trans-1,4-Dichloro-2-butene	+++++ 0.1766	0.1623 0.1848	0.1761 0.1829	0.1996 0.1853	0.1842	Ave		0.1815				5.8		15.0			
N-Propylbenzene	0.9830 1.1014	0.9954 1.0628	1.1919 1.0236	1.1773 1.0324	1.1181	Ave		1.0762				7.1		15.0			
2-Chlorotoluene	0.9843 0.8895	0.8814 0.8701	0.9534 0.8299	0.9470 0.8358	0.8685	Ave		0.8955				6.0		15.0			
1,3,5-Trimethylbenzene	2.8305 3.3817	2.8371 3.2927	3.4043 3.1148	3.4724 3.1600	3.3407	Ave		3.2038				7.4		15.0			
4-Chlorotoluene	0.9457 0.9011	0.9897 0.8714	0.9925 0.8372	0.9800 0.8495	0.9194	Ave		0.9207				6.5		15.0			

Note: The M1 coefficient is the same as Ave RRF for an Ave curve type.

FORM VI
GC/MS VOA BY INTERNAL STANDARD - INITIAL CALIBRATION DATA
CURVE EVALUATION

Lab Name: Eurofins TestAmerica, Canton Job No.: 240-124062-1 Analy Batch No.: 408938

SDG No.:

Instrument ID: A3UX8 GC Column: DB-624 ID: 0.18(mm) Heated Purge: (Y/N) Y

Calibration Start Date: 11/04/2019 01:56 Calibration End Date: 11/04/2019 05:00 Calibration ID: 54202

ANALYTE	RRF					CURVE TYPE	COEFFICIENT			#	MIN RRF	%RSD	#	MAX %RSD	R^2 OR COD	#	MIN R^2 OR COD
	LVL 1 LVL 6	LVL 2 LVL 7	LVL 3 LVL 8	LVL 4 LVL 9	LVL 5		B	M1	M2								
tert-Butylbenzene	2.7625 3.0643	2.6183 2.9756	3.1401 2.8135	3.1515 2.7962	3.0226	Ave		2.9272				6.4		15.0			
1,2,4-Trimethylbenzene	2.8978 3.3407	2.9193 3.3080	3.5061 3.1049	3.5595 3.1510	3.4085	Ave		3.2440				7.4		15.0			
sec-Butylbenzene	4.2078 4.4972	4.1713 4.2919	4.6755 4.0988	4.7277 4.1123	4.4244	Ave		4.3563				5.4		15.0			
1,3-Dichlorobenzene	2.2788 1.7196	1.9335 1.6769	2.1034 1.5727	1.9443 1.5767	1.8109	Ave		1.8463				13.0		15.0			
p-Isopropyltoluene	3.1520 3.7413	3.2965 3.6001	3.8197 3.3806	3.9322 3.4195	3.7595	Ave		3.5668				7.5		15.0			
1,4-Dichlorobenzene	+++++ 1.7251	2.1142 1.6658	2.0852 1.5688	1.9214 1.5836	1.7856	Ave		1.8062				11.8		15.0			
n-Butylbenzene	3.3048 3.3818	3.0723 3.2362	3.4708 3.0327	3.5162 3.0425	3.4123	Ave		3.2744				5.7		15.0			
1,2-Dichlorobenzene	+++++ 1.5566	1.9512 1.5507	1.9308 1.4161	1.7756 1.4152	1.6765	Ave		1.6591				12.8		15.0			
1,2-Dibromo-3-Chloropropane	+++++ 0.0725	+++++ 0.0746	0.0694 0.0793	0.0646 0.0790	0.0688	Ave		0.0726				7.5		15.0			
1,2,4-Trichlorobenzene	+++++ 0.9690	1.2069 0.9309	1.1762 0.8239	1.0651 0.8198	1.0044	Ave		0.9995				14.5		15.0			
Hexachlorobutadiene	0.7638 0.5341	0.6938 0.4676	0.6199 0.4263	0.6182 0.4130	0.5559	Lin1	0.6123	0.4373							0.9910		0.9900
Naphthalene	2.5459 1.8348	2.0889 1.8229	1.9380 1.6555	1.8938 1.5977	1.9196	Ave		1.9219				14.4		15.0			
1,2,3-Trichlorobenzene	1.4741 0.8239	1.1981 0.7832	1.0667 0.7098	0.9826 0.6907	0.9272	Lin1	1.1362	0.7233							0.9940		0.9900
Dibromofluoromethane (Surr)	+++++ 0.1955	0.2831 0.2205	0.2667 0.2210	0.2642 0.2208	0.2490	Ave		0.2401				12.5		15.0			
1,2-Dichloroethane-d4 (Surr)	0.4157 0.2143	0.3661 0.2389	0.3510 0.2453	0.3055 0.2423	0.2913	Lin1	0.2663	0.2408							0.9960		0.9900
Toluene-d8 (Surr)	+++++ 1.2375	1.8028 1.3240	1.7646 1.3364	1.6550 1.3469	1.5871	Ave		1.5068				14.7		15.0			
4-Bromofluorobenzene (Surr)	1.0466 0.4378	0.7643 0.4584	0.6854 0.4611	0.5857 0.4718	0.5618	Lin1	0.6963	0.4620							0.9980		0.9900

Note: The M1 coefficient is the same as Ave RRF for an Ave curve type.

FORM VI
GC/MS VOA BY INTERNAL STANDARD - INITIAL CALIBRATION DATA
RESPONSE AND CONCENTRATION

Lab Name: Eurofins TestAmerica, Canton Job No.: 240-124062-1 Analy Batch No.: 408938

SDG No.:

Instrument ID: A3UX8 GC Column: DB-624 ID: 0.18(mm) Heated Purge: (Y/N) Y

Calibration Start Date: 11/04/2019 01:56 Calibration End Date: 11/04/2019 05:00 Calibration ID: 54202

Calibration Files:

LEVEL:	LAB SAMPLE ID:	LAB FILE ID:
Level 1	STD8260 240-408938/11	UX87328.D
Level 2	STD8260 240-408938/10	UX87327.D
Level 3	STD8260 240-408938/9	UX87326.D
Level 4	STD8260 240-408938/8	UX87325.D
Level 5	ICIS 240-408938/7	UX87324.D
Level 6	STD8260 240-408938/6	UX87323.D
Level 7	STD8260 240-408938/5	UX87322.D
Level 8	STD8260 240-408938/4	UX87321.D
Level 9	STD8260 240-408938/3	UX87320.D

ANALYTE	IS REF	CURVE TYPE	RESPONSE					CONCENTRATION (UG/L)				
			LVL 1 LVL 6	LVL 2 LVL 7	LVL 3 LVL 8	LVL 4 LVL 9	LVL 5	LVL 1 LVL 6	LVL 2 LVL 7	LVL 3 LVL 8	LVL 4 LVL 9	LVL 5
Dichlorodifluoromethane	FB	Ave	4849 301181	9857 568112	35377 1180164	61088 1416348	118385	1.00 50.0	2.00 100	5.00 200	10.0 250	20.0
Chloromethane	FB	Ave	6320 341946	12602 660638	43866 1383821	75401 1614860	137404	1.00 50.0	2.00 100	5.00 200	10.0 250	20.0
Vinyl chloride	FB	Ave	5019 243123	9032 473116	31140 1011150	53380 1210448	97280	1.00 50.0	2.00 100	5.00 200	10.0 250	20.0
Butadiene	FB	Ave	5813 290812	10066 570983	34818 1216503	66961 1464755	120554	1.00 50.0	2.00 100	5.00 200	10.0 250	20.0
Bromomethane	FB	Qua	3050 130159	5140 224702	17618 +++++	30916 +++++	56833	1.00 50.0	2.00 100	5.00 +++++	10.0 +++++	20.0
Chloroethane	FB	Ave	2531 144982	5611 277628	18115 526524	31812 611057	60595	1.00 50.0	2.00 100	5.00 200	10.0 250	20.0
Dichlorofluoromethane	FB	Ave	5936 301156	11685 591417	39386 1199843	67710 1434599	129307	1.00 50.0	2.00 100	5.00 200	10.0 250	20.0
Trichlorofluoromethane	FB	Ave	5737 295143	11189 567943	37614 1168842	64175 1429029	118180	1.00 50.0	2.00 100	5.00 200	10.0 250	20.0
Ethyl ether	FB	Ave	4205 182747	6410 356429	19665 693208	40158 828578	70927	1.00 50.0	2.00 100	5.00 200	10.0 250	20.0
Acrolein	FB	Ave	2510 137780	5186 271374	15846 529259	29672 641709	54392	5.00 250	10.0 500	25.0 1000	50.0 1250	100
1,1-Dichloroethene	FB	Ave	4805 217085	7762 421742	23364 832775	47490 998598	81913	1.00 50.0	2.00 100	5.00 200	10.0 250	20.0
1,1,2-Trichloro-1,2,2-trifluoroetha ne	FB	Ave	3833 180368	6173 352865	21454 697076	38513 862194	68326	1.00 50.0	2.00 100	5.00 200	10.0 250	20.0
Acetone	FB	Lin1	5170 98165	7936 211870	15200 401250	24293 481594	44450	2.00 100	4.00 200	10.0 400	20.0 500	40.0
Iodomethane	FB	Ave	8467 355371	14459 699936	39607 1370634	76033 1664877	136650	1.00 50.0	2.00 100	5.00 200	10.0 250	20.0

FORM VI
GC/MS VOA BY INTERNAL STANDARD - INITIAL CALIBRATION DATA
RESPONSE AND CONCENTRATION

Lab Name: Eurofins TestAmerica, Canton Job No.: 240-124062-1 Analy Batch No.: 408938

SDG No.:

Instrument ID: A3UX8 GC Column: DB-624 ID: 0.18(mm) Heated Purge: (Y/N) Y

Calibration Start Date: 11/04/2019 01:56 Calibration End Date: 11/04/2019 05:00 Calibration ID: 54202

ANALYTE	IS REF	CURVE TYPE	RESPONSE					CONCENTRATION (UG/L)				
			LVL 1 LVL 6	LVL 2 LVL 7	LVL 3 LVL 8	LVL 4 LVL 9	LVL 5	LVL 1 LVL 6	LVL 2 LVL 7	LVL 3 LVL 8	LVL 4 LVL 9	LVL 5
Carbon disulfide	FB	Ave	12267 684105	21779 1384482	61463 2824623	132632 3454195	245407	1.00 50.0	2.00 100	5.00 200	10.0 250	20.0
3-Chloro-1-propene	FB	Ave	2285 136512	3803 273611	12330 550863	26367 662621	52174	1.00 50.0	2.00 100	5.00 200	10.0 250	20.0
Methyl acetate	FB	Ave	5747 260015	10475 526757	28703 1032842	56817 1215567	103904	2.00 100	4.00 200	10.0 400	20.0 500	40.0
Methylene Chloride	FB	Ave	5340 228435	10071 445237	26691 875510	49941 1040092	89815	1.00 50.0	2.00 100	5.00 200	10.0 250	20.0
tert-Butyl alcohol	FB	Ave	2691 117140	5334 237503	12630 467313	24997 549430	49200	10.0 500	20.0 1000	50.0 2000	100 2500	200
Acrylonitrile	FB	Ave	13195 594042	25630 1172011	62909 2270202	128947 2700150	237968	10.0 500	20.0 1000	50.0 2000	100 2500	200
trans-1,2-Dichloroethene	FB	Ave	4899 250749	9626 481661	27569 950641	53382 1150022	93504	1.00 50.0	2.00 100	5.00 200	10.0 250	20.0
Methyl tert-butyl ether	FB	Ave	9522 449793	18251 902644	49002 1793096	97106 2150594	175633	1.00 50.0	2.00 100	5.00 200	10.0 250	20.0
Hexane	FB	Ave	1169 76024	2290 146890	7686 291229	15470 354247	29150	1.00 50.0	2.00 100	5.00 200	10.0 250	20.0
1,1-Dichloroethane	FB	Ave	8839 447612	18564 886237	49268 1732824	95919 2093855	174780	1.00 50.0	2.00 100	5.00 200	10.0 250	20.0
Vinyl acetate	FB	Ave	5977 371396	12120 777537	35238 1526753	74382 1845488	144240	1.00 50.0	2.00 100	5.00 200	10.0 250	20.0
2-Butanone (MEK)	FB	Lin1	+++++ 161681	8910 321019	20977 595602	39439 716233	70049	+++++ 100	4.00 200	10.0 400	20.0 500	40.0
cis-1,2-Dichloroethene	FB	Ave	5893 263257	10093 498192	27907 986744	55089 1177028	102056	1.00 50.0	2.00 100	5.00 200	10.0 250	20.0
2,2-Dichloropropane	FB	Ave	+++++ 264972	12470 536391	33445 1070573	62506 1317761	106504	+++++ 50.0	2.00 100	5.00 200	10.0 250	20.0
Bromochloromethane	FB	Ave	1943 102812	4162 199539	10625 394391	22447 475869	40826	1.00 50.0	2.00 100	5.00 200	10.0 250	20.0
Tetrahydrofuran	FB	Ave	+++++ 98294	4225 196537	11265 400778	20545 472939	38434	+++++ 100	4.00 200	10.0 400	20.0 500	40.0
Chloroform	FB	Ave	8635 397332	16202 780159	43524 1528117	86631 1867977	154200	1.00 50.0	2.00 100	5.00 200	10.0 250	20.0
1,1,1-Trichloroethane	FB	Ave	5801 349953	11371 692507	33781 1394494	68696 1704952	130417	1.00 50.0	2.00 100	5.00 200	10.0 250	20.0
Cyclohexane	FB	Ave	10391 540593	18053 1049535	56983 2117486	113554 2562511	204481	1.00 50.0	2.00 100	5.00 200	10.0 250	20.0
1,1-Dichloropropene	FB	Ave	7046 347052	13339 670701	36946 1333231	72864 1628904	131870	1.00 50.0	2.00 100	5.00 200	10.0 250	20.0
Carbon tetrachloride	FB	Ave	5338 301774	10078 593155	28614 1219856	59625 1492837	110519	1.00 50.0	2.00 100	5.00 200	10.0 250	20.0

FORM VI
GC/MS VOA BY INTERNAL STANDARD - INITIAL CALIBRATION DATA
RESPONSE AND CONCENTRATION

Lab Name: Eurofins TestAmerica, Canton Job No.: 240-124062-1 Analy Batch No.: 408938

SDG No.:

Instrument ID: A3UX8 GC Column: DB-624 ID: 0.18(mm) Heated Purge: (Y/N) Y

Calibration Start Date: 11/04/2019 01:56 Calibration End Date: 11/04/2019 05:00 Calibration ID: 54202

ANALYTE	IS REF	CURVE TYPE	RESPONSE					CONCENTRATION (UG/L)				
			LVL 1 LVL 6	LVL 2 LVL 7	LVL 3 LVL 8	LVL 4 LVL 9	LVL 5	LVL 1 LVL 6	LVL 2 LVL 7	LVL 3 LVL 8	LVL 4 LVL 9	LVL 5
Isobutyl alcohol	FB	Ave	2155 153503	6055 291640	15371 574850	30939 680996	58346	25.0 1250	50.0 2500	125 5000	250 6250	500
1,2-Dichloroethane	FB	Ave	5297 273572	11363 543211	31623 1061097	62895 1291850	110251	1.00 50.0	2.00 100	5.00 200	10.0 250	20.0
Benzene	FB	Ave	23094 982265	40417 1914879	109349 3774988	213067 4552740	385934	1.00 50.0	2.00 100	5.00 200	10.0 250	20.0
n-Heptane	FB	Ave	1215 81171	2423 152522	7052 308630	16001 372193	30845	1.00 50.0	2.00 100	5.00 200	10.0 250	20.0
Trichloroethene	FB	Ave	5604 250733	9232 485061	27320 980740	53589 1186683	99181	1.00 50.0	2.00 100	5.00 200	10.0 250	20.0
Methylcyclohexane	FB	Ave	9120 475396	17419 907286	50849 1807826	98621 2191382	181623	1.00 50.0	2.00 100	5.00 200	10.0 250	20.0
1,2-Dichloropropane	FB	Ave	4587 227806	8576 445073	23866 867036	49376 1070604	90298	1.00 50.0	2.00 100	5.00 200	10.0 250	20.0
Dibromomethane	FB	Ave	1274 94848	3776 190242	9550 380135	19578 461288	37898	1.00 50.0	2.00 100	5.00 200	10.0 250	20.0
1,4-Dioxane	FB	Ave	+++++ 28085	+++++ 57318	3184 107104	5250 128769	12161	+++++ 1000	+++++ 2000	100 4000	200 5000	400
Bromodichloromethane	FB	Ave	4009 248779	8506 499997	22847 1008647	46229 1246094	91416	1.00 50.0	2.00 100	5.00 200	10.0 250	20.0
2-Chloroethyl vinyl ether	FB	Ave	1888 116640	3972 244518	10570 509199	23593 638200	44399	2.00 100	4.00 200	10.0 400	20.0 500	40.0
cis-1,3-Dichloropropene	FB	Ave	3584 283790	7845 576548	24042 1209550	53785 1479112	103122	1.00 50.0	2.00 100	5.00 200	10.0 250	20.0
4-Methyl-2-pentanone (MIBK)	FB	Ave	5573 319854	11533 644788	31310 1262053	66224 1491244	130788	2.00 100	4.00 200	10.0 400	20.0 500	40.0
Toluene	CBNZ d5	Ave	19706 985202	36649 1930810	106219 3871561	213860 4747867	395339	1.00 50.0	2.00 100	5.00 200	10.0 250	20.0
trans-1,3-Dichloropropene	CBNZ d5	Ave	+++++ 215545	6108 457414	18120 958256	41140 1179824	81773	+++++ 50.0	2.00 100	5.00 200	10.0 250	20.0
Ethyl methacrylate	CBNZ d5	Ave	2660 180713	5659 366934	15332 742180	36400 885773	73080	1.00 50.0	2.00 100	5.00 200	10.0 250	20.0
1,1,2-Trichloroethane	CBNZ d5	Ave	3249 137890	5808 269404	15383 532073	30637 646775	58225	1.00 50.0	2.00 100	5.00 200	10.0 250	20.0
1,3-Dichloropropane	CBNZ d5	Ave	5373 244262	10353 490880	28071 962257	56250 1164166	103038	1.00 50.0	2.00 100	5.00 200	10.0 250	20.0
Tetrachloroethene	CBNZ d5	Ave	4080 198692	7498 379959	20902 750624	42066 926855	75746	1.00 50.0	2.00 100	5.00 200	10.0 250	20.0
2-Hexanone	CBNZ d5	Ave	3082 219313	6778 437493	19538 850965	44408 1012941	91010	2.00 100	4.00 200	10.0 400	20.0 500	40.0
Dibromochloromethane	CBNZ d5	Ave	2124 140101	3795 295804	11148 606035	24609 757898	51179	1.00 50.0	2.00 100	5.00 200	10.0 250	20.0

FORM VI
GC/MS VOA BY INTERNAL STANDARD - INITIAL CALIBRATION DATA
RESPONSE AND CONCENTRATION

Lab Name: Eurofins TestAmerica, Canton Job No.: 240-124062-1 Analy Batch No.: 408938

SDG No.:

Instrument ID: A3UX8 GC Column: DB-624 ID: 0.18(mm) Heated Purge: (Y/N) Y

Calibration Start Date: 11/04/2019 01:56 Calibration End Date: 11/04/2019 05:00 Calibration ID: 54202

ANALYTE	IS REF	CURVE TYPE	RESPONSE					CONCENTRATION (UG/L)				
			LVL 1 LVL 6	LVL 2 LVL 7	LVL 3 LVL 8	LVL 4 LVL 9	LVL 5	LVL 1 LVL 6	LVL 2 LVL 7	LVL 3 LVL 8	LVL 4 LVL 9	LVL 5
1,2-Dibromoethane	CBNZ d5	Ave	2694 127764	4250 257243	13124 515250	28183 614171	50781	1.00 50.0	2.00 100	5.00 200	10.0 250	20.0
Chlorobenzene	CBNZ d5	Ave	13349 593661	25463 1156606	64474 2280465	131698 2788947	244795	1.00 50.0	2.00 100	5.00 200	10.0 250	20.0
1,1,1,2-Tetrachloroethane	CBNZ d5	Ave	3433 191646	6469 384549	18589 768644	36886 943461	72340	1.00 50.0	2.00 100	5.00 200	10.0 250	20.0
Ethylbenzene	CBNZ d5	Ave	5632 340393	11859 663942	35438 1337481	73865 1629183	140674	1.00 50.0	2.00 100	5.00 200	10.0 250	20.0
m-Xylene & p-Xylene	CBNZ d5	Ave	8730 417269	15987 814859	43282 1634955	90681 1998657	167969	1.00 50.0	2.00 100	5.00 200	10.0 250	20.0
o-Xylene	CBNZ d5	Ave	7671 410954	15188 793176	42941 1535204	89403 1854208	164489	1.00 50.0	2.00 100	5.00 200	10.0 250	20.0
Styrene	CBNZ d5	Ave	10964 632960	21734 1256424	61431 2483935	133722 3015547	252395	1.00 50.0	2.00 100	5.00 200	10.0 250	20.0
Bromoform	CBNZ d5	Ave	+++++ 66247	+++++ 143392	5641 310212	12696 387240	25008	+++++ 50.0	+++++ 100	5.00 200	10.0 250	20.0
Isopropylbenzene	CBNZ d5	Ave	20495 1126754	37838 2175078	114846 4259417	236860 5202762	444547	1.00 50.0	2.00 100	5.00 200	10.0 250	20.0
1,1,2,2-Tetrachloroethane	DCBd 4	Ave	3119 154539	6564 302308	16454 578077	34598 689438	63933	1.00 50.0	2.00 100	5.00 200	10.0 250	20.0
Bromobenzene	DCBd 4	Ave	5290 230619	9857 439009	25875 868774	51481 1057093	94992	1.00 50.0	2.00 100	5.00 200	10.0 250	20.0
1,2,3-Trichloropropane	DCBd 4	Ave	1062 48368	1808 94321	4783 180693	12115 216609	20812	1.00 50.0	2.00 100	5.00 200	10.0 250	20.0
trans-1,4-Dichloro-2-butene	DCBd 4	Ave	+++++ 49630	1775 102344	4934 205811	11568 251832	20714	+++++ 50.0	2.00 100	5.00 200	10.0 250	20.0
N-Propylbenzene	DCBd 4	Ave	5318 309588	10887 588557	33398 1151903	68245 1403287	125730	1.00 50.0	2.00 100	5.00 200	10.0 250	20.0
2-Chlorotoluene	DCBd 4	Ave	5325 250031	9640 481873	26714 933897	54897 1135987	97662	1.00 50.0	2.00 100	5.00 200	10.0 250	20.0
1,3,5-Trimethylbenzene	DCBd 4	Ave	15313 950535	31031 1823486	95389 3505295	201291 4295058	375652	1.00 50.0	2.00 100	5.00 200	10.0 250	20.0
4-Chlorotoluene	DCBd 4	Ave	5116 253273	10825 482570	27811 942179	56811 1154703	103389	1.00 50.0	2.00 100	5.00 200	10.0 250	20.0
tert-Butylbenzene	DCBd 4	Ave	14945 861324	28637 1647858	87986 3166187	182686 3800639	339877	1.00 50.0	2.00 100	5.00 200	10.0 250	20.0
1,2,4-Trimethylbenzene	DCBd 4	Ave	15677 939027	31930 1831977	98242 3494084	206338 4282789	383276	1.00 50.0	2.00 100	5.00 200	10.0 250	20.0
sec-Butylbenzene	DCBd 4	Ave	22764 1264106	45623 2376836	131008 4612591	274059 5589433	497504	1.00 50.0	2.00 100	5.00 200	10.0 250	20.0
1,3-Dichlorobenzene	DCBd 4	Ave	12328 483347	21147 928651	58937 1769815	112707 2143071	203627	1.00 50.0	2.00 100	5.00 200	10.0 250	20.0

FORM VI
GC/MS VOA BY INTERNAL STANDARD - INITIAL CALIBRATION DATA
RESPONSE AND CONCENTRATION

Lab Name: Eurofins TestAmerica, Canton Job No.: 240-124062-1 Analy Batch No.: 408938

SDG No.:

Instrument ID: A3UX8 GC Column: DB-624 ID: 0.18(mm) Heated Purge: (Y/N) Y

Calibration Start Date: 11/04/2019 01:56 Calibration End Date: 11/04/2019 05:00 Calibration ID: 54202

ANALYTE	IS REF	CURVE TYPE	RESPONSE					CONCENTRATION (UG/L)				
			LVL 1 LVL 6	LVL 2 LVL 7	LVL 3 LVL 8	LVL 4 LVL 9	LVL 5	LVL 1 LVL 6	LVL 2 LVL 7	LVL 3 LVL 8	LVL 4 LVL 9	LVL 5
p-Isopropyltoluene	DCBd 4	Ave	17052 1051637	36055 1993703	107028 3804397	227946 4647763	422746	1.00 50.0	2.00 100	5.00 200	10.0 250	20.0
1,4-Dichlorobenzene	DCBd 4	Ave	+++++ 484902	23124 922535	58428 1765508	111379 2152443	200783	+++++ 50.0	2.00 100	5.00 200	10.0 250	20.0
n-Butylbenzene	DCBd 4	Ave	17879 950582	33603 1792189	97252 3412823	203827 4135308	383704	1.00 50.0	2.00 100	5.00 200	10.0 250	20.0
1,2-Dichlorobenzene	DCBd 4	Ave	+++++ 437526	21341 858779	54101 1593641	102927 1923501	188521	+++++ 50.0	2.00 100	5.00 200	10.0 250	20.0
1,2-Dibromo-3-Chloropropane	DCBd 4	Ave	+++++ 20373	+++++ 41302	1944 89212	3745 107393	7735	+++++ 50.0	+++++ 100	5.00 200	10.0 250	20.0
1,2,4-Trichlorobenzene	DCBd 4	Ave	+++++ 272365	13200 515503	32957 927220	61743 1114253	112941	+++++ 50.0	2.00 100	5.00 200	10.0 250	20.0
Hexachlorobutadiene	DCBd 4	Lin1	4132 150125	7588 258964	17369 479688	35834 561329	62510	1.00 50.0	2.00 100	5.00 200	10.0 250	20.0
Naphthalene	DCBd 4	Ave	13773 515748	22847 1009538	54302 1862983	109781 2171542	215853	1.00 50.0	2.00 100	5.00 200	10.0 250	20.0
1,2,3-Trichlorobenzene	DCBd 4	Lin1	7975 231592	13104 433727	29888 798778	56959 938743	104266	1.00 50.0	2.00 100	5.00 200	10.0 250	20.0
Dibromofluoromethane (Surr)	FB	Ave	+++++ 161634	8634 361560	21021 741320	44076 903567	79832	+++++ 50.0	2.00 100	5.00 200	10.0 250	20.0
1,2-Dichloroethane-d4 (Surr)	FB	Lin1	6446 177190	11164 391743	27666 822982	50970 991866	93401	1.00 50.0	2.00 100	5.00 200	10.0 250	20.0
Toluene-d8 (Surr)	CBNZ d5	Ave	+++++ 687907	37788 1495239	93068 3079803	186898 3747007	353003	+++++ 50.0	2.00 100	5.00 200	10.0 250	20.0
4-Bromofluorobenzene (Surr)	CBNZ d5	Lin1	11053 243380	16020 517736	36150 1062657	66145 1312383	124956	1.00 50.0	2.00 100	5.00 200	10.0 250	20.0

Curve Type Legend:

Ave = Average ISTD
Lin1 = Linear 1/conc ISTD
Qua = Quadratic ISTD

Eurofins TestAmerica, Canton
Target Compound Quantitation Report

Data File: \\chromna\Canton\ChromData\A3UX8\20191104-92755.b\UX87320.D
Lims ID: STD8260 L9
Client ID:
Sample Type: IC Calib Level: 9
Inject. Date: 04-Nov-2019 01:56:30 ALS Bottle#: 2 Worklist Smp#: 3
Purge Vol: 5.000 mL Dil. Factor: 1.0000
Sample Info: 240-0092755-003
Operator ID: 402279 Instrument ID: A3UX8
Sublist: chrom-8260_8*sub64

Method: \\chromna\Canton\ChromData\A3UX8\20191104-92755.b\8260_8.m
Limit Group: MSV 8260B ICAL
Last Update: 06-Nov-2019 03:19:50 Calib Date: 04-Nov-2019 05:00:30
Integrator: RTE ID Type: Deconvolution ID
Quant Method: Internal Standard Quant By: Initial Calibration
Last ICal File: \\chromna\Canton\ChromData\A3UX8\20191104-92755.b\UX87328.D

Column 1 : DB-624 (0.18 mm) Det: MS SCAN
Process Host: CTX0304

First Level Reviewer: latat Date: 04-Nov-2019 03:18:56

Compound	Sig	RT (min.)	Exp RT (min.)	Dlt RT (min.)	Q	Response	Cal Amt ug/l	OnCol Amt ug/l	Flags
* 1 Fluorobenzene	96	5.085	5.086	-0.001	96	818572	50.0	50.0	
* 2 Chlorobenzene-d5	117	7.593	7.595	-0.002	98	556372	50.0	50.0	
* 3 1,4-Dichlorobenzene-d4	152	9.782	9.784	-0.002	76	271840	50.0	50.0	
$ 4 Dibromofluoromethane (Surr	113	4.552	4.554	-0.002	58	903567	250.0	229.9	
$ 5 1,2-Dichloroethane-d4 (Sur	65	4.824	4.826	-0.002	79	991866	250.0	250.5	
$ 6 Toluene-d8 (Surr)	98	6.351	6.341	0.010	86	3747007	250.0	223.5	
$ 7 4-Bromofluorobenzene (Surr	95	8.670	8.672	-0.002	84	1312383	250.0	253.8	
9 Dichlorodifluoromethane	85	1.547	1.560	-0.013	77	1416348	250.0	241.2	
10 Chloromethane	50	1.736	1.726	0.010	99	1614860	250.0	228.7	
11 Vinyl chloride	62	1.843	1.844	-0.001	99	1210448	250.0	236.1	
12 Butadiene	54	1.866	1.868	-0.002	0	1464755	250.0	240.8	
13 Bromomethane	94	2.115	2.140	-0.025	91	285216	250.0	151.3	
14 Chloroethane	64	2.198	2.235	-0.037	97	611057	250.0	209.0	a
15 Dichlorofluoromethane	67	2.387	2.400	-0.013	99	1434599	250.0	224.8	
16 Trichlorofluoromethane	101	2.434	2.460	-0.026	98	1429029	250.0	233.2	
17 Ethyl ether	59	2.695	2.696	-0.001	96	828578	250.0	223.3	
18 Acrolein	56	2.789	2.791	-0.002	94	641709	1250.0	1155.0	
19 1,1-Dichloroethene	96	2.872	2.874	-0.002	97	998598	250.0	227.5	
20 1,1,2-Trichloro-1,2,2-trif	151	2.884	2.886	-0.002	94	862194	250.0	234.9	
21 Acetone	43	2.919	2.921	-0.002	93	481594	500.0	490.0	
23 Iodomethane	142	2.990	3.004	-0.014	98	1664877	250.0	224.5	
24 Carbon disulfide	76	3.050	3.063	-0.013	99	3454195	250.0	263.6	
26 3-Chloro-1-propene	76	3.156	3.158	-0.002	88	662621	250.0	258.8	
27 Methyl acetate	43	3.168	3.170	-0.002	98	1215567	500.0	448.0	
28 Methylene Chloride	84	3.239	3.252	-0.013	95	1040092	250.0	215.3	
29 2-Methyl-2-propanol	59	3.345	3.335	0.010	91	549430	2500.0	2201.4	
30 Acrylonitrile	53	3.428	3.430	-0.002	98	2700150	2500.0	2191.2	
31 trans-1,2-Dichloroethene	96	3.464	3.465	-0.001	93	1150022	250.0	229.5	
32 Methyl tert-butyl ether	73	3.476	3.477	-0.001	63	2150594	250.0	231.0	
33 Hexane	86	3.665	3.678	-0.013	96	354247	250.0	247.6	
34 1,1-Dichloroethane	63	3.771	3.773	-0.002	97	2093855	250.0	228.7	

Compound	Sig	RT (min.)	Exp RT (min.)	Dlt RT (min.)	Q	Response	Cal Amt ug/l	OnCol Amt ug/l	Flags
35 Vinyl acetate	43	3.807	3.809	-0.002	97	1845488	250.0	256.5	
39 cis-1,2-Dichloroethene	96	4.209	4.211	-0.002	86	1177028	250.0	221.8	
40 2-Butanone (MEK)	43	4.209	4.211	-0.002	51	716233	500.0	483.3	
41 2,2-Dichloropropane	77	4.209	4.211	-0.002	69	1317761	250.0	227.6	
45 Chlorobromomethane	128	4.387	4.388	-0.001	94	475869	250.0	229.8	
47 Chloroform	83	4.434	4.436	-0.002	86	1867977	250.0	227.8	
46 Tetrahydrofuran	42	4.434	4.436	-0.002	50	472939	500.0	463.0	
48 1,1,1-Trichloroethane	97	4.600	4.601	-0.001	95	1704952	250.0	255.3	
49 Cyclohexane	56	4.647	4.649	-0.002	93	2562511	250.0	240.6	
50 1,1-Dichloropropene	75	4.718	4.720	-0.002	85	1628904	250.0	233.6	
51 Carbon tetrachloride	117	4.730	4.731	-0.001	78	1492837	250.0	256.9	
52 Isobutyl alcohol	41	4.765	4.767	-0.002	68	680996	6250.0	5845.1	
53 1,2-Dichloroethane	62	4.884	4.873	0.011	50	1291850	250.0	226.9	
54 Benzene	78	4.884	4.885	-0.001	97	4552740	250.0	222.0	
56 n-Heptane	100	5.061	5.063	-0.002	98	372193	250.0	251.5	
58 Trichloroethene	130	5.369	5.370	-0.001	97	1186683	250.0	231.1	
60 Methylcyclohexane	83	5.534	5.536	-0.002	88	2191382	250.0	233.3	
61 1,2-Dichloropropane	63	5.546	5.548	-0.002	71	1070604	250.0	233.1	
63 Dibromomethane	93	5.629	5.631	-0.002	89	461288	250.0	248.8	
64 1,4-Dioxane	88	5.641	5.643	-0.002	41	128769	5000.0	4548.3	
65 Dichlorobromomethane	83	5.747	5.749	-0.002	98	1246094	250.0	263.4	
67 2-Chloroethyl vinyl ether	63	5.972	5.974	-0.002	90	638200	500.0	555.2	
68 cis-1,3-Dichloropropene	75	6.114	6.116	-0.002	89	1479112	250.0	284.9	
69 4-Methyl-2-pentanone (MIBK	43	6.233	6.234	-0.001	72	1491244	500.0	473.8	
70 Toluene	91	6.398	6.400	-0.002	94	4747867	250.0	237.5	
71 trans-1,3-Dichloropropene	75	6.564	6.566	-0.002	92	1179824	250.0	282.8	
72 Ethyl methacrylate	69	6.623	6.625	-0.002	95	885773	250.0	260.1	
73 1,1,2-Trichloroethane	97	6.718	6.719	-0.001	94	646775	250.0	221.7	
75 Tetrachloroethene	164	6.883	6.873	0.010	98	926855	250.0	233.8	
74 1,3-Dichloropropane	76	6.872	6.873	-0.001	96	1164166	250.0	223.8	
76 2-Hexanone	43	6.931	6.932	-0.001	70	1012941	500.0	496.0	
78 Chlorodibromomethane	129	7.073	7.074	-0.001	91	757898	250.0	293.2	
80 Ethylene Dibromide	107	7.191	7.193	-0.002	98	614171	250.0	238.1	
82 Chlorobenzene	112	7.629	7.619	0.010	92	2788947	250.0	224.4	
83 1,1,1,2-Tetrachloroethane	131	7.688	7.690	-0.002	91	943461	250.0	254.7	
84 Ethylbenzene	106	7.712	7.713	-0.001	99	1629183	250.0	242.9	
85 m-Xylene & p-Xylene	106	7.818	7.820	-0.002	99	1998657	250.0	235.4	
86 o-Xylene	106	8.185	8.187	-0.002	89	1854208	250.0	228.2	
87 Styrene	104	8.197	8.199	-0.001	88	3015547	250.0	244.6	
88 Bromoform	173	8.374	8.364	0.010	98	387240	250.0	286.0	
89 Isopropylbenzene	105	8.528	8.530	-0.002	96	5202762	250.0	237.9	
92 1,1,2,2-Tetrachloroethane	83	8.788	8.790	-0.002	74	689438	250.0	226.2	
93 Bromobenzene	156	8.824	8.826	-0.002	96	1057093	250.0	227.3	
95 trans-1,4-Dichloro-2-buten	53	8.848	8.837	0.011	66	251832	250.0	255.3	
94 1,2,3-Trichloropropane	110	8.836	8.837	-0.001	58	216609	250.0	225.7	
96 N-Propylbenzene	120	8.919	8.920	-0.001	97	1403287	250.0	239.8	
97 2-Chlorotoluene	126	9.001	9.003	-0.002	95	1135987	250.0	233.3	
98 1,3,5-Trimethylbenzene	105	9.084	9.086	-0.002	93	4295058	250.0	246.6	
99 4-Chlorotoluene	126	9.108	9.110	-0.002	98	1154703	250.0	230.7	
100 tert-Butylbenzene	119	9.404	9.405	-0.001	75	3800639	250.0	238.8	
102 1,2,4-Trimethylbenzene	105	9.439	9.441	-0.002	69	4282789	250.0	242.8	
103 sec-Butylbenzene	105	9.617	9.607	0.010	94	5589433	250.0	236.0	

Compound	Sig	RT (min.)	Exp RT (min.)	Dlt RT (min.)	Q	Response	Cal Amt ug/l	OnCol Amt ug/l	Flags
104 1,3-Dichlorobenzene	146	9.723	9.725	-0.002	90	2143071	250.0	213.5	
105 4-Isopropyltoluene	119	9.747	9.749	-0.002	89	4647763	250.0	239.7	
106 1,4-Dichlorobenzene	146	9.806	9.808	-0.002	92	2152443	250.0	219.2	
109 n-Butylbenzene	91	10.149	10.151	-0.002	98	4135308	250.0	232.3	
110 1,2-Dichlorobenzene	146	10.173	10.175	-0.002	96	1923501	250.0	213.2	
111 1,2-Dibromo-3-Chloropropan	157	10.930	10.932	-0.002	76	107393	250.0	272.1	
113 1,2,4-Trichlorobenzene	180	11.770	11.760	0.010	92	1114253	250.0	205.0	
114 Hexachlorobutadiene	225	11.936	11.938	-0.002	93	561329	250.0	234.7	
115 Naphthalene	128	12.007	12.009	-0.002	96	2171542	250.0	207.8	
116 1,2,3-Trichlorobenzene	180	12.255	12.257	-0.002	96	938743	250.0	237.1	
S 126 1,2-Dichloroethene, Total	96				0			451.3	
S 127 1,3-Dichloropropene, Total	75				0			567.7	
S 128 Xylenes, Total	106				0		500.0	463.6	
S 157 Total BTEX	1				0		1250.0	1166.0	
S 129 Trihalomethanes, Total	1				0		1000.0	1070.3	

QC Flag Legend

Review Flags

a - User Assigned ID

Reagents:

VMAROLISTDW_00319	Amount Added:	25.00	Units: uL
VMRGAS_00314	Amount Added:	25.00	Units: uL
vm50ss_00378	Amount Added:	25.00	Units: uL
VMRPRIMW_00359	Amount Added:	25.00	Units: uL
VM568718_00016	Amount Added:	1.00	Units: uL

Report Date: 06-Nov-2019 03:19:50 Chrom Revision: 2.3 09-Oct-2019 11:13:36

Eurofins TestAmerica, Canton

Data File: \\chromna\Canton\ChromData\A3UX8\20191104-92755.b\UX87320.D

Injection Date:	04-Nov-2019 01:56:30	Instrument ID:	A3UX8	Operator ID:	402279
Lims ID:	STD8260 L9			Worklist Smp#:	3
Client ID:					
Purge Vol:	5.000 mL	Dil. Factor:	1.0000	ALS Bottle#:	2
Method:	8260_8	Limit Group:	MSV 8260B ICAL		

Column: DB-624 (0.18 mm)

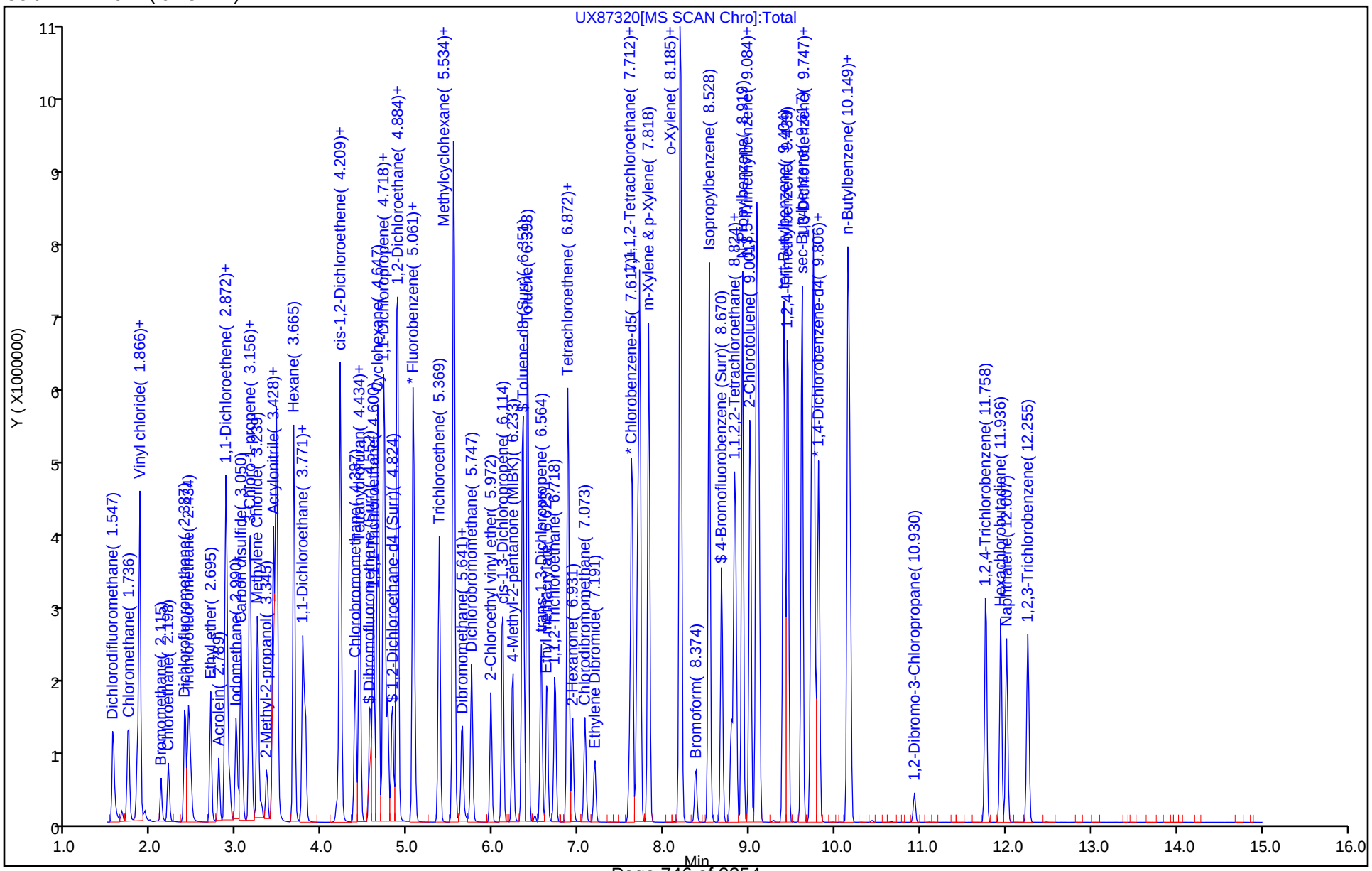

Manual Integration/User Assign Peak Report

Eurofins TestAmerica, Canton

Data File: \\chromna\Canton\ChromData\A3UX8\20191104-92755.b\UX87320.D
Injection Date: 04-Nov-2019 01:56:30 Instrument ID: A3UX8
Lims ID: STD8260 L9
Client ID:
Operator ID: 402279 ALS Bottle#: 2 Worklist Smp#: 3
Purge Vol: 5.000 mL Dil. Factor: 1.0000
Method: 8260_8 Limit Group: MSV 8260B ICAL
Column: DB-624 (0.18 mm) Detector MS SCAN

14 Chloroethane, CAS: 75-00-3

Signal: 1

Processing Integration Results

RT: 2.27
Area: 9446
Amount: 3.555179
Amount Units: ug/l

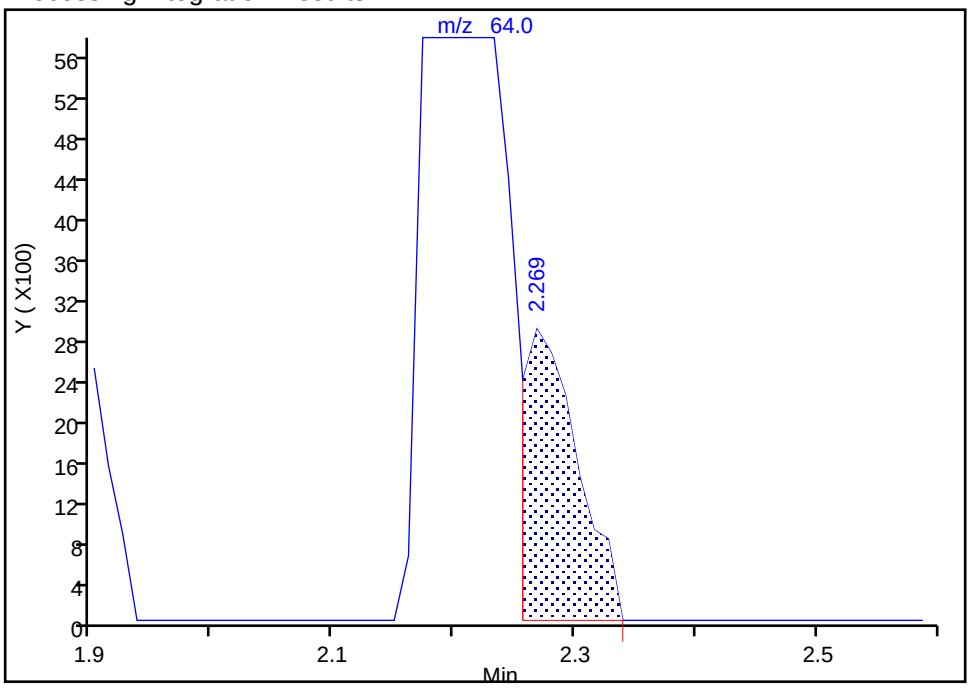

Manual Integration Results

RT: 2.20
Area: 611057
Amount: 208.9547
Amount Units: ug/l

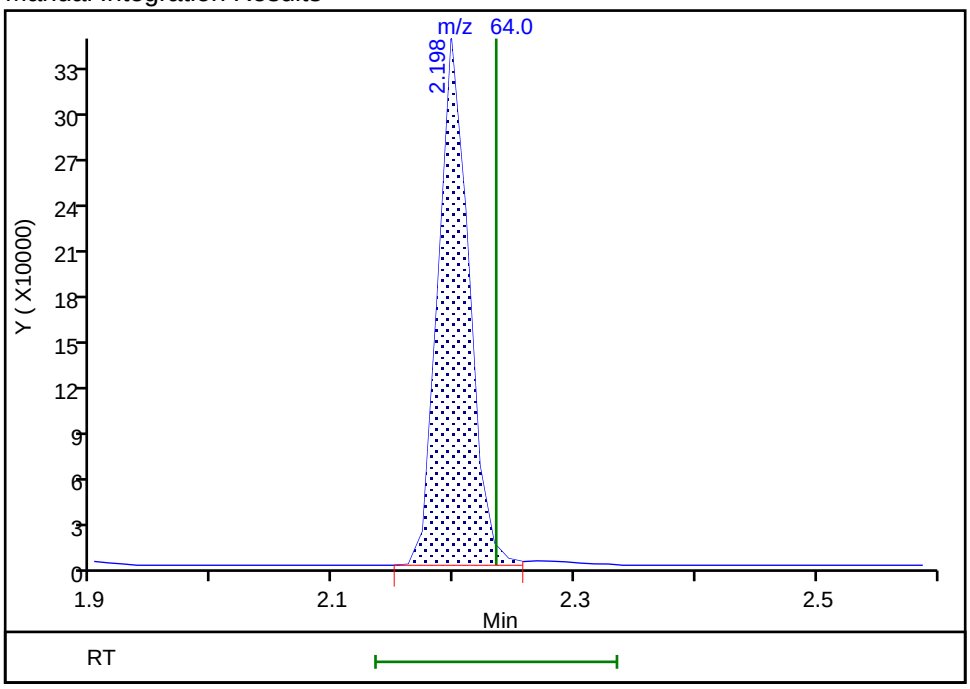

Reviewer: latat, 05-Nov-2019 02:03:03
Audit Action: Assigned Compound ID Audit Reason: Peak assignment corrected

Eurofins TestAmerica, Canton
Target Compound Quantitation Report

Data File: \\chromna\Canton\ChromData\A3UX8\20191104-92755.b\UX87321.D
Lims ID: STD8260 L8
Client ID:
Sample Type: IC Calib Level: 8
Inject. Date: 04-Nov-2019 02:19:30 ALS Bottle#: 3 Worklist Smp#: 4
Purge Vol: 5.000 mL Dil. Factor: 1.0000
Sample Info: 240-0092755-004
Operator ID: 402279 Instrument ID: A3UX8
Sublist: chrom-8260_8*sub64

Method: \\chromna\Canton\ChromData\A3UX8\20191104-92755.b\8260_8.m
Limit Group: MSV 8260B ICAL
Last Update: 06-Nov-2019 03:19:52 Calib Date: 04-Nov-2019 05:00:30
Integrator: RTE ID Type: Deconvolution ID
Quant Method: Internal Standard Quant By: Initial Calibration
Last ICal File: \\chromna\Canton\ChromData\A3UX8\20191104-92755.b\UX87328.D

Column 1 : DB-624 (0.18 mm) Det: MS SCAN
Process Host: CTX0304

First Level Reviewer: latat Date: 04-Nov-2019 03:19:42

Compound	Sig	RT (min.)	Exp RT (min.)	Dlt RT (min.)	Q	Response	Cal Amt ug/l	OnCol Amt ug/l	Flags
* 1 Fluorobenzene	96	5.086	5.086	0.000	100	838588	50.0	50.0	
* 2 Chlorobenzene-d5	117	7.595	7.595	0.000	98	576135	50.0	50.0	
* 3 1,4-Dichlorobenzene-d4	152	9.784	9.784	0.000	97	281338	50.0	50.0	
$ 4 Dibromofluoromethane (Surr	113	4.554	4.554	0.000	94	741320	200.0	184.1	
$ 5 1,2-Dichloroethane-d4 (Sur	65	4.826	4.826	0.000	93	822982	200.0	202.6	
$ 6 Toluene-d8 (Surr)	98	6.340	6.341	-0.001	94	3079803	200.0	177.4	
$ 7 4-Bromofluorobenzene (Surr	95	8.671	8.672	-0.001	86	1062657	200.0	198.1	
9 Dichlorodifluoromethane	85	1.548	1.560	-0.012	99	1180164	200.0	196.1	
10 Chloromethane	50	1.726	1.726	0.000	100	1383821	200.0	191.3	
11 Vinyl chloride	62	1.832	1.844	-0.012	99	1011150	200.0	192.5	
12 Butadiene	54	1.868	1.868	0.000	0	1216503	200.0	195.2	
13 Bromomethane	94	2.116	2.140	-0.024	91	244841	200.0	110.1	
14 Chloroethane	64	2.199	2.235	-0.036	97	526524	200.0	175.8	
15 Dichlorofluoromethane	67	2.400	2.400	0.000	99	1199843	200.0	183.5	
16 Trichlorofluoromethane	101	2.435	2.460	-0.025	99	1168842	200.0	186.2	
17 Ethyl ether	59	2.696	2.696	0.000	95	693208	200.0	182.3	
18 Acrolein	56	2.790	2.791	-0.001	99	529259	1000.0	929.9	
19 1,1-Dichloroethene	96	2.873	2.874	-0.001	97	832775	200.0	185.2	
20 1,1,2-Trichloro-1,2,2-trif	151	2.885	2.886	-0.001	96	697076	200.0	185.4	
21 Acetone	43	2.921	2.921	0.000	98	401250	400.0	397.7	
23 Iodomethane	142	2.992	3.004	-0.012	98	1370634	200.0	180.4	
24 Carbon disulfide	76	3.051	3.063	-0.012	100	2824623	200.0	210.4	
26 3-Chloro-1-propene	76	3.157	3.158	-0.001	89	550863	200.0	210.0	
27 Methyl acetate	43	3.169	3.170	-0.001	100	1032842	400.0	371.5	
28 Methylene Chloride	84	3.240	3.252	-0.012	98	875510	200.0	176.9	
29 2-Methyl-2-propanol	59	3.347	3.335	0.012	92	467313	2000.0	1827.7	
30 Acrylonitrile	53	3.429	3.430	-0.001	98	2270202	2000.0	1798.3	
31 trans-1,2-Dichloroethene	96	3.465	3.465	0.000	96	950641	200.0	185.2	
32 Methyl tert-butyl ether	73	3.477	3.477	0.000	98	1793096	200.0	188.0	
33 Hexane	86	3.666	3.678	-0.012	96	291229	200.0	198.7	
34 1,1-Dichloroethane	63	3.773	3.773	0.000	97	1732824	200.0	184.7	

Compound	Sig	RT (min.)	Exp RT (min.)	Dlt RT (min.)	Q	Response	Cal Amt ug/l	OnCol Amt ug/l	Flags
35 Vinyl acetate	43	3.808	3.809	-0.001	97	1526753	200.0	207.1	
39 cis-1,2-Dichloroethene	96	4.210	4.211	-0.001	87	986744	200.0	181.5	
40 2-Butanone (MEK)	43	4.210	4.211	-0.001	56	595602	400.0	391.5	
41 2,2-Dichloropropane	77	4.210	4.211	-0.001	87	1070573	200.0	180.5	
45 Chlorobromomethane	128	4.388	4.388	0.000	94	394391	200.0	185.9	
47 Chloroform	83	4.435	4.436	-0.001	96	1528117	200.0	181.9	
46 Tetrahydrofuran	42	4.435	4.436	-0.001	51	400778	400.0	383.0	
48 1,1,1-Trichloroethane	97	4.601	4.601	0.000	99	1394494	200.0	203.8	
49 Cyclohexane	56	4.648	4.649	-0.001	96	2117486	200.0	194.1	
50 1,1-Dichloropropene	75	4.719	4.720	-0.001	90	1333231	200.0	186.7	
51 Carbon tetrachloride	117	4.731	4.731	0.000	99	1219856	200.0	204.9	
52 Isobutyl alcohol	41	4.767	4.767	0.000	94	574850	5000.0	4816.2	
53 1,2-Dichloroethane	62	4.873	4.873	0.000	55	1061097	200.0	181.9	
54 Benzene	78	4.873	4.885	-0.012	98	3774988	200.0	179.6	
56 n-Heptane	100	5.062	5.063	-0.001	98	308630	200.0	203.6	
58 Trichloroethene	130	5.370	5.370	0.000	97	980740	200.0	186.4	
60 Methylcyclohexane	83	5.536	5.536	0.000	94	1807826	200.0	187.8	
61 1,2-Dichloropropane	63	5.548	5.548	0.000	96	867036	200.0	184.3	
63 Dibromomethane	93	5.630	5.631	-0.001	95	380135	200.0	200.1	
64 1,4-Dioxane	88	5.642	5.643	-0.001	98	107104	4000.0	3692.8	
65 Dichlorobromomethane	83	5.749	5.749	0.000	98	1008647	200.0	208.1	
67 2-Chloroethyl vinyl ether	63	5.973	5.974	-0.001	91	509199	400.0	432.4	
68 cis-1,3-Dichloropropene	75	6.115	6.116	-0.001	90	1209550	200.0	227.4	
69 4-Methyl-2-pentanone (MIBK	43	6.222	6.234	-0.012	99	1262053	400.0	391.4	
70 Toluene	91	6.399	6.400	-0.001	98	3871561	200.0	187.0	
71 trans-1,3-Dichloropropene	75	6.565	6.566	-0.001	99	958256	200.0	221.8	
72 Ethyl methacrylate	69	6.624	6.625	-0.001	95	742180	200.0	210.5	
73 1,1,2-Trichloroethane	97	6.719	6.719	0.000	94	532073	200.0	176.1	
75 Tetrachloroethene	164	6.873	6.873	0.000	97	750624	200.0	182.9	
74 1,3-Dichloropropane	76	6.873	6.873	0.000	97	962257	200.0	178.7	
76 2-Hexanone	43	6.932	6.932	0.000	99	850965	400.0	402.4	
78 Chlorodibromomethane	129	7.074	7.074	0.000	91	606035	200.0	226.4	
80 Ethylene Dibromide	107	7.192	7.193	-0.001	97	515250	200.0	192.9	
82 Chlorobenzene	112	7.618	7.619	-0.001	92	2280465	200.0	177.2	
83 1,1,1,2-Tetrachloroethane	131	7.689	7.690	-0.001	95	768644	200.0	200.4	
84 Ethylbenzene	106	7.713	7.713	0.000	99	1337481	200.0	192.6	
85 m-Xylene & p-Xylene	106	7.819	7.820	-0.001	99	1634955	200.0	185.9	
86 o-Xylene	106	8.186	8.187	-0.001	96	1535204	200.0	182.5	
87 Styrene	104	8.198	8.199	0.000	92	2483935	200.0	194.6	
88 Bromoform	173	8.364	8.364	0.000	97	310212	200.0	221.2	
89 Isopropylbenzene	105	8.529	8.530	-0.001	96	4259417	200.0	188.1	
92 1,1,2,2-Tetrachloroethane	83	8.790	8.790	0.000	97	578077	200.0	183.2	
93 Bromobenzene	156	8.825	8.826	-0.001	98	868774	200.0	180.5	
95 trans-1,4-Dichloro-2-buten	53	8.837	8.837	0.000	85	205811	200.0	201.6	
94 1,2,3-Trichloropropane	110	8.837	8.837	0.000	88	180693	200.0	181.9	
96 N-Propylbenzene	120	8.920	8.920	0.000	99	1151903	200.0	190.2	
97 2-Chlorotoluene	126	9.003	9.003	0.000	95	933897	200.0	185.3	
98 1,3,5-Trimethylbenzene	105	9.086	9.086	0.000	95	3505295	200.0	194.4	
99 4-Chlorotoluene	126	9.109	9.110	-0.001	98	942179	200.0	181.9	
100 tert-Butylbenzene	119	9.405	9.405	0.000	93	3166187	200.0	192.2	
102 1,2,4-Trimethylbenzene	105	9.440	9.441	-0.001	97	3494084	200.0	191.4	
103 sec-Butylbenzene	105	9.618	9.607	0.011	94	4612591	200.0	188.2	

Compound	Sig	RT (min.)	Exp RT (min.)	Dlt RT (min.)	Q	Response	Cal Amt ug/l	OnCol Amt ug/l	Flags
104 1,3-Dichlorobenzene	146	9.724	9.725	-0.001	98	1769815	200.0	170.4	
105 4-Isopropyltoluene	119	9.748	9.749	-0.001	97	3804397	200.0	189.6	
106 1,4-Dichlorobenzene	146	9.807	9.808	-0.001	95	1765508	200.0	173.7	
109 n-Butylbenzene	91	10.150	10.151	-0.001	98	3412823	200.0	185.2	
110 1,2-Dichlorobenzene	146	10.174	10.175	-0.001	97	1593641	200.0	170.7	
111 1,2-Dibromo-3-Chloropropan	157	10.931	10.932	-0.001	80	89212	200.0	218.4	
113 1,2,4-Trichlorobenzene	180	11.760	11.760	0.000	95	927220	200.0	164.9	
114 Hexachlorobutadiene	225	11.937	11.938	-0.001	97	479688	200.0	193.5	
115 Naphthalene	128	12.008	12.009	-0.001	97	1862983	200.0	172.3	
116 1,2,3-Trichlorobenzene	180	12.257	12.257	0.000	96	798778	200.0	194.7	
S 126 1,2-Dichloroethene, Total	96				0			366.7	
S 127 1,3-Dichloropropene, Total	75				0			449.2	
S 128 Xylenes, Total	106				0		400.0	368.4	
S 157 Total BTEX	1				0		1000.0	927.7	
S 129 Trihalomethanes, Total	1				0		800.0	837.6	

Reagents:

VMAROLISTDW_00319	Amount Added:	20.00	Units: uL
VMRGAS_00314	Amount Added:	20.00	Units: uL
vm50ss_00378	Amount Added:	20.00	Units: uL
VMRPRIMW_00359	Amount Added:	20.00	Units: uL
VM568718_00016	Amount Added:	1.00	Units: uL

Report Date: 06-Nov-2019 03:19:53 Chrom Revision: 2.3 09-Oct-2019 11:13:36

Eurofins TestAmerica, Canton

Data File: \\chromna\Canton\ChromData\A3UX8\20191104-92755.b\UX87321.D

Injection Date:	04-Nov-2019 02:19:30	Instrument ID:	A3UX8	Operator ID:	402279
Lims ID:	STD8260 L8			Worklist Smp#:	4
Client ID:					
Purge Vol:	5.000 mL	Dil. Factor:	1.0000	ALS Bottle#:	3
Method:	8260_8	Limit Group:	MSV 8260B ICAL		

Column: DB-624 (0.18 mm)

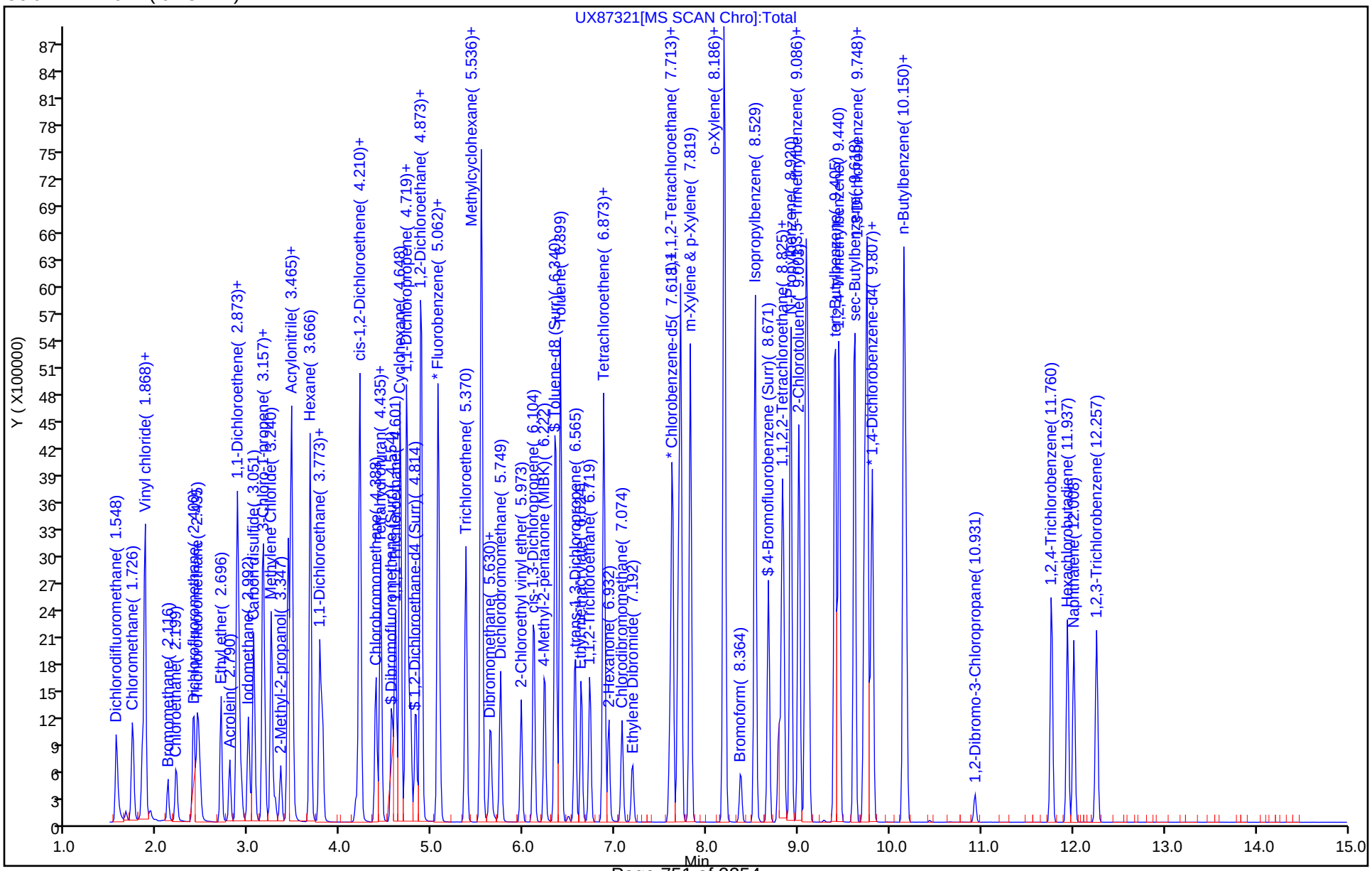

Eurofins TestAmerica, Canton
Target Compound Quantitation Report

Data File: \\chromna\Canton\ChromData\A3UX8\20191104-92755.b\UX87322.D
Lims ID: STD8260 L7
Client ID:
Sample Type: IC Calib Level: 7
Inject. Date: 04-Nov-2019 02:43:30 ALS Bottle#: 4 Worklist Smp#: 5
Purge Vol: 5.000 mL Dil. Factor: 1.0000
Sample Info: 240-0092755-005
Operator ID: 402279 Instrument ID: A3UX8
Sublist: chrom-8260_8*sub64

Method: \\chromna\Canton\ChromData\A3UX8\20191104-92755.b\8260_8.m
Limit Group: MSV 8260B ICAL
Last Update: 06-Nov-2019 03:19:55 Calib Date: 04-Nov-2019 05:00:30
Integrator: RTE ID Type: Deconvolution ID
Quant Method: Internal Standard Quant By: Initial Calibration
Last ICal File: \\chromna\Canton\ChromData\A3UX8\20191104-92755.b\UX87328.D

Column 1 : DB-624 (0.18 mm) Det: MS SCAN
Process Host: CTX0304

First Level Reviewer: latat Date: 04-Nov-2019 03:32:21

Compound	Sig	RT (min.)	Exp RT (min.)	Dlt RT (min.)	Q	Response	Cal Amt ug/l	OnCol Amt ug/l	Flags
* 1 Fluorobenzene	96	5.086	5.086	0.000	100	819870	50.0	50.0	
* 2 Chlorobenzene-d5	117	7.595	7.595	0.000	99	564661	50.0	50.0	
* 3 1,4-Dichlorobenzene-d4	152	9.784	9.784	0.000	98	276898	50.0	50.0	
$ 4 Dibromofluoromethane (Surr	113	4.554	4.554	0.000	94	361560	100.0	91.8	
$ 5 1,2-Dichloroethane-d4 (Sur	65	4.826	4.826	0.000	92	391743	100.0	98.1	
$ 6 Toluene-d8 (Surr)	98	6.341	6.341	0.000	94	1495239	100.0	87.9	
$ 7 4-Bromofluorobenzene (Surr	95	8.672	8.672	0.000	87	517736	100.0	97.7	
9 Dichlorodifluoromethane	85	1.560	1.560	0.000	100	568112	100.0	96.6	
10 Chloromethane	50	1.738	1.726	0.012	100	660638	100.0	93.4	
11 Vinyl chloride	62	1.844	1.844	0.000	99	473116	100.0	92.1	
12 Butadiene	54	1.868	1.868	0.000	0	570983	100.0	93.7	
13 Bromomethane	94	2.128	2.140	-0.012	90	224702	100.0	100.1	
14 Chloroethane	64	2.223	2.235	-0.012	98	277628	100.0	94.8	
15 Dichlorofluoromethane	67	2.400	2.400	0.000	99	591417	100.0	92.5	
16 Trichlorofluoromethane	101	2.460	2.460	0.000	100	567943	100.0	92.5	
17 Ethyl ether	59	2.696	2.696	0.000	97	356429	100.0	95.9	
18 Acrolein	56	2.791	2.791	0.000	99	271374	500.0	487.7	
19 1,1-Dichloroethene	96	2.874	2.874	0.000	97	421742	100.0	95.9	
20 1,1,2-Trichloro-1,2,2-trif	151	2.886	2.886	0.000	95	352865	100.0	96.0	
21 Acetone	43	2.921	2.921	0.000	98	211870	200.0	212.8	
23 Iodomethane	142	3.004	3.004	0.000	97	699936	100.0	94.2	
24 Carbon disulfide	76	3.051	3.063	-0.012	100	1384482	100.0	105.5	
26 3-Chloro-1-propene	76	3.158	3.158	0.000	88	273611	100.0	106.7	
27 Methyl acetate	43	3.169	3.170	-0.001	100	526757	200.0	193.8	
28 Methylene Chloride	84	3.252	3.252	0.000	97	445237	100.0	92.0	
29 2-Methyl-2-propanol	59	3.347	3.335	0.012	91	237503	1000.0	950.1	
30 Acrylonitrile	53	3.430	3.430	0.000	99	1172011	1000.0	949.6	
31 trans-1,2-Dichloroethene	96	3.465	3.465	0.000	97	481661	100.0	96.0	
32 Methyl tert-butyl ether	73	3.477	3.477	0.000	98	902644	100.0	96.8	
33 Hexane	86	3.678	3.678	0.000	96	146890	100.0	102.5	
34 1,1-Dichloroethane	63	3.773	3.773	0.000	97	886237	100.0	96.6	

Compound	Sig	RT (min.)	Exp RT (min.)	Dlt RT (min.)	Q	Response	Cal Amt ug/l	OnCol Amt ug/l	Flags
35 Vinyl acetate	43	3.808	3.809	-0.001	97	777537	100.0	107.9	
39 cis-1,2-Dichloroethene	96	4.211	4.211	0.000	86	498192	100.0	93.7	
40 2-Butanone (MEK)	43	4.211	4.211	0.000	97	321019	200.0	214.0	
41 2,2-Dichloropropane	77	4.211	4.211	0.000	91	536391	100.0	92.5	
45 Chlorobromomethane	128	4.388	4.388	0.000	93	199539	100.0	96.2	
47 Chloroform	83	4.436	4.436	0.000	96	780159	100.0	95.0	
46 Tetrahydrofuran	42	4.436	4.436	0.000	50	196537	200.0	192.1	
48 1,1,1-Trichloroethane	97	4.601	4.601	0.000	98	692507	100.0	103.5	
49 Cyclohexane	56	4.649	4.649	0.000	96	1049535	100.0	98.4	
50 1,1-Dichloropropene	75	4.720	4.720	0.000	90	670701	100.0	96.0	
51 Carbon tetrachloride	117	4.731	4.731	0.000	99	593155	100.0	101.9	
52 Isobutyl alcohol	41	4.767	4.767	0.000	95	291640	2500.0	2499.2	
53 1,2-Dichloroethane	62	4.873	4.873	0.000	55	543211	100.0	95.2	
54 Benzene	78	4.885	4.885	0.000	98	1914879	100.0	93.2	
56 n-Heptane	100	5.063	5.063	0.000	98	152522	100.0	102.9	
58 Trichloroethene	130	5.370	5.370	0.000	97	485061	100.0	94.3	
60 Methylcyclohexane	83	5.536	5.536	0.000	94	907286	100.0	96.4	
61 1,2-Dichloropropane	63	5.548	5.548	0.000	96	445073	100.0	96.8	
63 Dibromomethane	93	5.631	5.631	0.000	95	190242	100.0	102.4	
64 1,4-Dioxane	88	5.643	5.643	0.000	94	57318	2000.0	2021.3	
65 Dichlorobromomethane	83	5.749	5.749	0.000	98	499997	100.0	105.5	
67 2-Chloroethyl vinyl ether	63	5.974	5.974	0.000	91	244518	200.0	212.4	
68 cis-1,3-Dichloropropene	75	6.116	6.116	0.000	90	576548	100.0	110.9	
69 4-Methyl-2-pentanone (MIBK	43	6.222	6.234	-0.012	99	644788	200.0	204.5	
70 Toluene	91	6.400	6.400	0.000	98	1930810	100.0	95.2	
71 trans-1,3-Dichloropropene	75	6.566	6.566	0.000	98	457414	100.0	108.0	
72 Ethyl methacrylate	69	6.625	6.625	0.000	95	366934	100.0	106.2	
73 1,1,2-Trichloroethane	97	6.719	6.719	0.000	94	269404	100.0	91.0	
75 Tetrachloroethene	164	6.873	6.873	0.000	97	379959	100.0	94.4	
74 1,3-Dichloropropane	76	6.873	6.873	0.000	98	490880	100.0	93.0	
76 2-Hexanone	43	6.932	6.932	0.000	98	437493	200.0	211.1	
78 Chlorodibromomethane	129	7.074	7.074	0.000	91	295804	100.0	112.7	
80 Ethylene Dibromide	107	7.193	7.193	0.000	98	257243	100.0	98.3	
82 Chlorobenzene	112	7.619	7.619	0.000	92	1156606	100.0	91.7	
83 1,1,1,2-Tetrachloroethane	131	7.690	7.690	0.000	95	384549	100.0	102.3	
84 Ethylbenzene	106	7.713	7.713	0.000	99	663942	100.0	97.6	
85 m-Xylene & p-Xylene	106	7.820	7.820	0.000	99	814859	100.0	94.5	
86 o-Xylene	106	8.187	8.187	0.000	97	793176	100.0	96.2	
87 Styrene	104	8.198	8.199	0.000	94	1256424	100.0	100.4	
88 Bromoform	173	8.364	8.364	0.000	96	143392	100.0	104.3	
89 Isopropylbenzene	105	8.530	8.530	0.000	96	2175078	100.0	98.0	
92 1,1,2,2-Tetrachloroethane	83	8.790	8.790	0.000	96	302308	100.0	97.4	
93 Bromobenzene	156	8.826	8.826	0.000	98	439009	100.0	92.7	
95 trans-1,4-Dichloro-2-buten	53	8.837	8.837	0.000	74	102344	100.0	101.8	
94 1,2,3-Trichloropropane	110	8.837	8.837	0.000	88	94321	100.0	96.5	
96 N-Propylbenzene	120	8.920	8.920	0.000	99	588557	100.0	98.8	
97 2-Chlorotoluene	126	9.003	9.003	0.000	96	481873	100.0	97.2	
98 1,3,5-Trimethylbenzene	105	9.086	9.086	0.000	94	1823486	100.0	102.8	
99 4-Chlorotoluene	126	9.110	9.110	0.000	98	482570	100.0	94.6	
100 tert-Butylbenzene	119	9.405	9.405	0.000	93	1647858	100.0	101.7	
102 1,2,4-Trimethylbenzene	105	9.441	9.441	0.000	97	1831977	100.0	102.0	
103 sec-Butylbenzene	105	9.607	9.607	0.000	95	2376836	100.0	98.5	

Compound	Sig	RT (min.)	Exp RT (min.)	Dlt RT (min.)	Q	Response	Cal Amt ug/l	OnCol Amt ug/l	Flags
104 1,3-Dichlorobenzene	146	9.725	9.725	0.000	98	928651	100.0	90.8	
105 4-Isopropyltoluene	119	9.749	9.749	0.000	97	1993703	100.0	100.9	
106 1,4-Dichlorobenzene	146	9.808	9.808	0.000	94	922535	100.0	92.2	
109 n-Butylbenzene	91	10.151	10.151	0.000	98	1792189	100.0	98.8	
110 1,2-Dichlorobenzene	146	10.175	10.175	-0.001	97	858779	100.0	93.5	
111 1,2-Dibromo-3-Chloropropan	157	10.932	10.932	0.000	76	41302	100.0	102.7	
113 1,2,4-Trichlorobenzene	180	11.760	11.760	0.000	95	515503	100.0	93.1	
114 Hexachlorobutadiene	225	11.938	11.938	0.000	97	258964	100.0	105.5	
115 Naphthalene	128	12.009	12.009	0.000	97	1009538	100.0	94.9	
116 1,2,3-Trichlorobenzene	180	12.257	12.257	0.000	96	433727	100.0	106.7	
S 126 1,2-Dichloroethene, Total	96				0			189.7	
S 127 1,3-Dichloropropene, Total	75				0			218.9	
S 128 Xylenes, Total	106				0		200.0	190.8	
S 157 Total BTEX	1				0		500.0	476.7	
S 129 Trihalomethanes, Total	1				0		400.0	417.6	

Reagents:

VMAROLISTDW_00319	Amount Added:	10.00	Units: uL
VMRGAS_00314	Amount Added:	10.00	Units: uL
vm50ss_00378	Amount Added:	10.00	Units: uL
VMRPRIMW_00359	Amount Added:	10.00	Units: uL
VM568718_00016	Amount Added:	1.00	Units: uL

Report Date: 06-Nov-2019 03:19:55 Chrom Revision: 2.3 09-Oct-2019 11:13:36

Eurofins TestAmerica, Canton

Data File: \\chromna\Canton\ChromData\A3UX8\20191104-92755.b\UX87322.D

Injection Date:	04-Nov-2019 02:43:30	Instrument ID:	A3UX8	Operator ID:	402279
Lims ID:	STD8260 L7			Worklist Smp#:	5
Client ID:					
Purge Vol:	5.000 mL	Dil. Factor:	1.0000	ALS Bottle#:	4
Method:	8260_8	Limit Group:	MSV 8260B ICAL		

Column: DB-624 (0.18 mm)

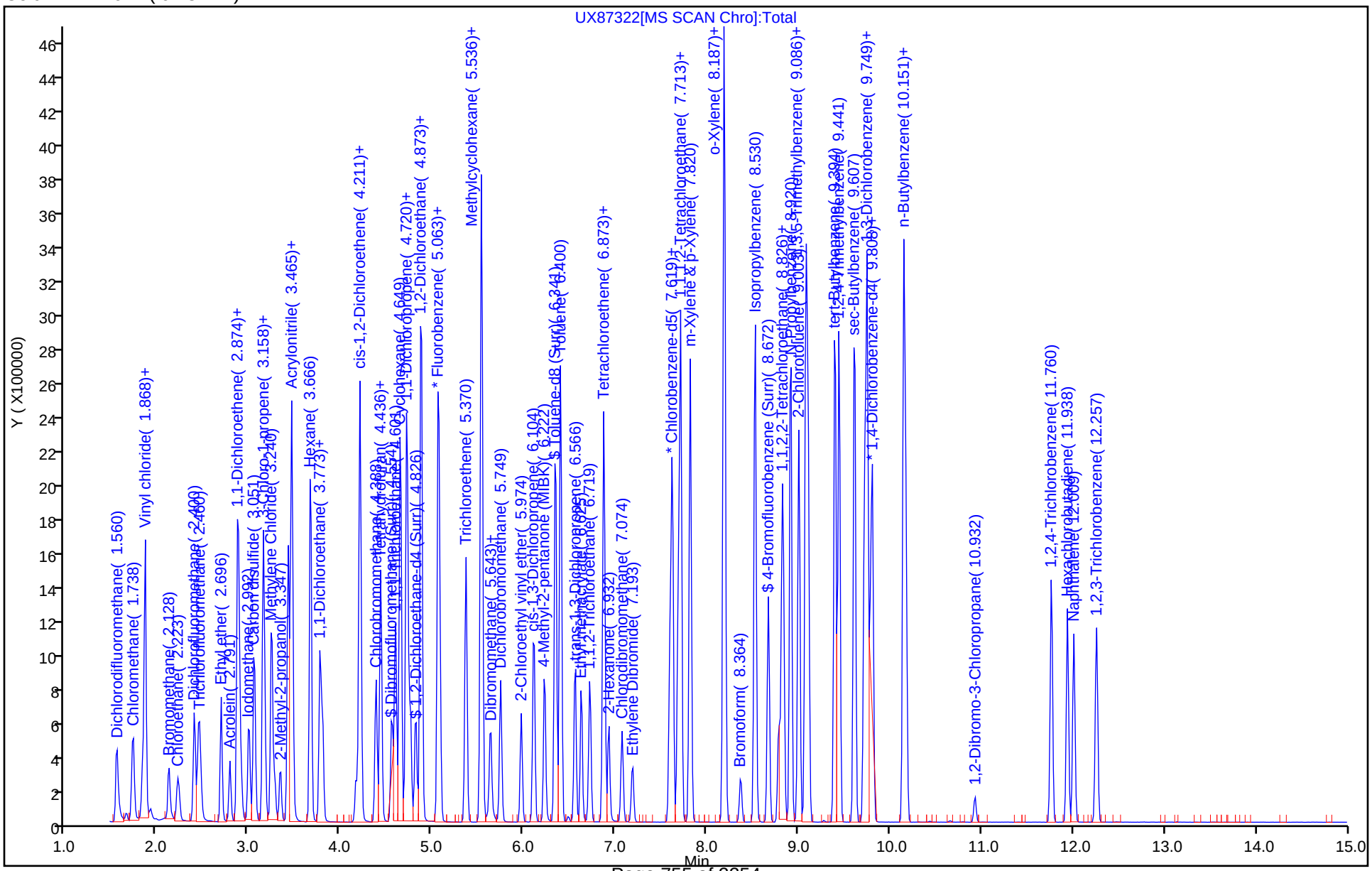

Eurofins TestAmerica, Canton
Target Compound Quantitation Report

Data File: \\chromna\Canton\ChromData\A3UX8\20191104-92755.b\UX87323.D
Lims ID: STD8260 L6
Client ID:
Sample Type: IC Calib Level: 6
Inject. Date: 04-Nov-2019 03:07:30 ALS Bottle#: 5 Worklist Smp#: 6
Purge Vol: 5.000 mL Dil. Factor: 1.0000
Sample Info: 240-0092755-006
Operator ID: 402279 Instrument ID: A3UX8
Sublist: chrom-8260_8*sub64

Method: \\chromna\Canton\ChromData\A3UX8\20191104-92755.b\8260_8.m
Limit Group: MSV 8260B ICAL
Last Update: 06-Nov-2019 03:19:58 Calib Date: 04-Nov-2019 05:00:30
Integrator: RTE ID Type: Deconvolution ID
Quant Method: Internal Standard Quant By: Initial Calibration
Last ICal File: \\chromna\Canton\ChromData\A3UX8\20191104-92755.b\UX87328.D

Column 1 : DB-624 (0.18 mm) Det: MS SCAN
Process Host: CTX0304

First Level Reviewer: latat Date: 04-Nov-2019 03:53:39

Compound	Sig	RT (min.)	Exp RT (min.)	Dlt RT (min.)	Q	Response	Cal Amt ug/l	OnCol Amt ug/l	Flags
* 1 Fluorobenzene	96	5.077	5.086	-0.009	100	826857	50.0	50.0	
* 2 Chlorobenzene-d5	117	7.598	7.595	0.003	99	555868	50.0	50.0	
* 3 1,4-Dichlorobenzene-d4	152	9.787	9.784	0.003	98	281085	50.0	50.0	
$ 4 Dibromofluoromethane (Surr	113	4.557	4.554	0.003	93	161634	50.0	40.7	
$ 5 1,2-Dichloroethane-d4 (Sur	65	4.817	4.826	-0.009	91	177190	50.0	43.4	
$ 6 Toluene-d8 (Surr)	98	6.343	6.341	0.002	94	687907	50.0	41.1	
$ 7 4-Bromofluorobenzene (Surr	95	8.674	8.672	0.002	87	243380	50.0	45.9	
9 Dichlorodifluoromethane	85	1.551	1.560	-0.009	100	301181	50.0	50.8	
10 Chloromethane	50	1.729	1.726	0.003	100	341946	50.0	47.9	
11 Vinyl chloride	62	1.835	1.844	-0.009	99	243123	50.0	47.0	
12 Butadiene	54	1.859	1.868	-0.009	0	290812	50.0	47.3	
13 Bromomethane	94	2.143	2.140	0.003	91	130159	50.0	49.5	
14 Chloroethane	64	2.226	2.235	-0.009	98	144982	50.0	49.1	
15 Dichlorofluoromethane	67	2.403	2.400	0.003	99	301156	50.0	46.7	
16 Trichlorofluoromethane	101	2.450	2.460	-0.010	99	295143	50.0	47.7	
17 Ethyl ether	59	2.699	2.696	0.003	97	182747	50.0	48.7	
18 Acrolein	56	2.793	2.791	0.002	99	137780	250.0	245.5	
19 1,1-Dichloroethene	96	2.876	2.874	0.002	97	217085	50.0	49.0	
20 1,1,2-Trichloro-1,2,2-trif	151	2.888	2.886	0.002	96	180368	50.0	48.7	
21 Acetone	43	2.912	2.921	-0.009	98	98165	100.0	95.4	
23 Iodomethane	142	2.995	3.004	-0.009	98	355371	50.0	47.4	
24 Carbon disulfide	76	3.054	3.063	-0.009	100	684105	50.0	51.7	
26 3-Chloro-1-propene	76	3.160	3.158	0.002	88	136512	50.0	52.8	
27 Methyl acetate	43	3.172	3.170	0.002	100	260015	100.0	94.9	
28 Methylene Chloride	84	3.243	3.252	-0.009	97	228435	50.0	46.8	
29 2-Methyl-2-propanol	59	3.338	3.335	0.003	90	117140	500.0	464.6	
30 Acrylonitrile	53	3.421	3.430	-0.009	99	594042	500.0	477.2	
31 trans-1,2-Dichloroethene	96	3.468	3.465	0.003	96	250749	50.0	49.5	
32 Methyl tert-butyl ether	73	3.468	3.477	-0.009	97	449793	50.0	47.8	
33 Hexane	86	3.669	3.678	-0.009	96	76024	50.0	52.6	
34 1,1-Dichloroethane	63	3.776	3.773	0.003	97	447612	50.0	48.4	

Compound	Sig	RT (min.)	Exp RT (min.)	Dlt RT (min.)	Q	Response	Cal Amt ug/l	OnCol Amt ug/l	Flags
35 Vinyl acetate	43	3.799	3.809	-0.010	97	371396	50.0	51.1	
39 cis-1,2-Dichloroethene	96	4.213	4.211	0.002	86	263257	50.0	49.1	
40 2-Butanone (MEK)	43	4.213	4.211	0.002	53	161681	100.0	104.9	
41 2,2-Dichloropropane	77	4.213	4.211	0.002	84	264972	50.0	45.3	
45 Chlorobromomethane	128	4.391	4.388	0.003	93	102812	50.0	49.2	
47 Chloroform	83	4.438	4.436	0.002	97	397332	50.0	48.0	
46 Tetrahydrofuran	42	4.438	4.436	0.002	49	98294	100.0	95.3	
48 1,1,1-Trichloroethane	97	4.604	4.601	0.003	98	349953	50.0	51.9	
49 Cyclohexane	56	4.651	4.649	0.002	96	540593	50.0	50.3	
50 1,1-Dichloropropene	75	4.722	4.720	0.002	91	347052	50.0	49.3	
51 Carbon tetrachloride	117	4.734	4.731	0.003	96	301774	50.0	51.4	
52 Isobutyl alcohol	41	4.758	4.767	-0.009	91	153503	1250.0	1304.3	
53 1,2-Dichloroethane	62	4.876	4.873	0.003	55	273572	50.0	47.6	
54 Benzene	78	4.876	4.885	-0.009	98	982265	50.0	47.4	
56 n-Heptane	100	5.065	5.063	0.002	98	81171	50.0	54.3	
58 Trichloroethene	130	5.373	5.370	0.003	97	250733	50.0	48.3	
60 Methylcyclohexane	83	5.539	5.536	0.003	95	475396	50.0	50.1	
61 1,2-Dichloropropane	63	5.539	5.548	-0.009	96	227806	50.0	49.1	
63 Dibromomethane	93	5.633	5.631	0.002	96	94848	50.0	50.6	
64 1,4-Dioxane	88	5.645	5.643	0.002	93	28085	1000.0	982.1	
65 Dichlorobromomethane	83	5.752	5.749	0.003	98	248779	50.0	52.1	
67 2-Chloroethyl vinyl ether	63	5.977	5.974	0.002	91	116640	100.0	100.4	
68 cis-1,3-Dichloropropene	75	6.107	6.116	-0.009	89	283790	50.0	54.1	
69 4-Methyl-2-pentanone (MIBK	43	6.225	6.234	-0.009	99	319854	100.0	100.6	
70 Toluene	91	6.403	6.400	0.002	97	985202	50.0	49.3	
71 trans-1,3-Dichloropropene	75	6.556	6.566	-0.010	98	215545	50.0	51.7	
72 Ethyl methacrylate	69	6.627	6.625	0.002	95	180713	50.0	53.1	
73 1,1,2-Trichloroethane	97	6.722	6.719	0.003	94	137890	50.0	47.3	
75 Tetrachloroethene	164	6.876	6.873	0.003	97	198692	50.0	50.2	
74 1,3-Dichloropropane	76	6.876	6.873	0.003	96	244262	50.0	47.0	
76 2-Hexanone	43	6.923	6.932	-0.009	99	219313	100.0	107.5	
78 Chlorodibromomethane	129	7.077	7.074	0.003	91	140101	50.0	54.2	
80 Ethylene Dibromide	107	7.183	7.193	-0.010	99	127764	50.0	49.6	
82 Chlorobenzene	112	7.621	7.619	0.002	92	593661	50.0	47.8	
83 1,1,1,2-Tetrachloroethane	131	7.692	7.690	0.002	95	191646	50.0	51.8	
84 Ethylbenzene	106	7.716	7.713	0.003	99	340393	50.0	50.8	
85 m-Xylene & p-Xylene	106	7.822	7.820	0.002	99	417269	50.0	49.2	
86 o-Xylene	106	8.189	8.187	0.002	98	410954	50.0	50.6	
87 Styrene	104	8.189	8.199	-0.009	94	632960	50.0	51.4	
88 Bromoform	173	8.367	8.364	0.003	96	66247	50.0	49.0	
89 Isopropylbenzene	105	8.532	8.530	0.002	96	1126754	50.0	51.6	
92 1,1,2,2-Tetrachloroethane	83	8.781	8.790	-0.009	96	154539	50.0	49.0	
93 Bromobenzene	156	8.828	8.826	0.002	97	230619	50.0	48.0	
95 trans-1,4-Dichloro-2-buten	53	8.840	8.837	0.003	76	49630	50.0	48.7	
94 1,2,3-Trichloropropane	110	8.840	8.837	0.003	86	48368	50.0	48.7	
96 N-Propylbenzene	120	8.911	8.920	-0.009	99	309588	50.0	51.2	
97 2-Chlorotoluene	126	9.006	9.003	0.003	96	250031	50.0	49.7	
98 1,3,5-Trimethylbenzene	105	9.077	9.086	-0.009	95	950535	50.0	52.8	
99 4-Chlorotoluene	126	9.112	9.110	0.002	99	253273	50.0	48.9	
100 tert-Butylbenzene	119	9.396	9.405	-0.009	93	861324	50.0	52.3	
102 1,2,4-Trimethylbenzene	105	9.444	9.441	0.003	95	939027	50.0	51.5	
103 sec-Butylbenzene	105	9.609	9.607	0.002	95	1264106	50.0	51.6	

Compound	Sig	RT (min.)	Exp RT (min.)	Dlt RT (min.)	Q	Response	Cal Amt ug/l	OnCol Amt ug/l	Flags
104 1,3-Dichlorobenzene	146	9.728	9.725	0.003	98	483347	50.0	46.6	
105 4-Isopropyltoluene	119	9.751	9.749	0.002	97	1051637	50.0	52.4	
106 1,4-Dichlorobenzene	146	9.810	9.808	0.002	94	484902	50.0	47.8	
109 n-Butylbenzene	91	10.153	10.151	0.002	98	950582	50.0	51.6	
110 1,2-Dichlorobenzene	146	10.177	10.175	0.002	97	437526	50.0	46.9	
111 1,2-Dibromo-3-Chloropropan	157	10.934	10.932	0.002	78	20373	50.0	49.9	
113 1,2,4-Trichlorobenzene	180	11.763	11.760	0.003	95	272365	50.0	48.5	
114 Hexachlorobutadiene	225	11.940	11.938	0.002	97	150125	50.0	59.7	
115 Naphthalene	128	12.011	12.009	0.002	97	515748	50.0	47.7	
116 1,2,3-Trichlorobenzene	180	12.260	12.257	0.003	95	231592	50.0	55.4	
S 126 1,2-Dichloroethene, Total	96				0			98.7	
S 127 1,3-Dichloropropene, Total	75				0			105.8	
S 128 Xylenes, Total	106				0		100.0	99.8	
S 157 Total BTEX	1				0		250.0	247.4	
S 129 Trihalomethanes, Total	1				0		200.0	203.2	

Reagents:

VMAROLISTDW_00319	Amount Added:	5.00	Units: uL
VMRGAS_00314	Amount Added:	5.00	Units: uL
vm50ss_00378	Amount Added:	5.00	Units: uL
VMRPRIMW_00359	Amount Added:	5.00	Units: uL
VM568718_00016	Amount Added:	1.00	Units: uL

Report Date: 06-Nov-2019 03:19:58 Chrom Revision: 2.3 09-Oct-2019 11:13:36

Eurofins TestAmerica, Canton

Data File: \\chromna\Canton\ChromData\A3UX8\20191104-92755.b\UX87323.D

Injection Date:	04-Nov-2019 03:07:30	Instrument ID:	A3UX8	Operator ID:	402279
Lims ID:	STD8260 L6			Worklist Smp#:	6
Client ID:					
Purge Vol:	5.000 mL	Dil. Factor:	1.0000	ALS Bottle#:	5
Method:	8260_8	Limit Group:	MSV 8260B ICAL		

Column: DB-624 (0.18 mm)

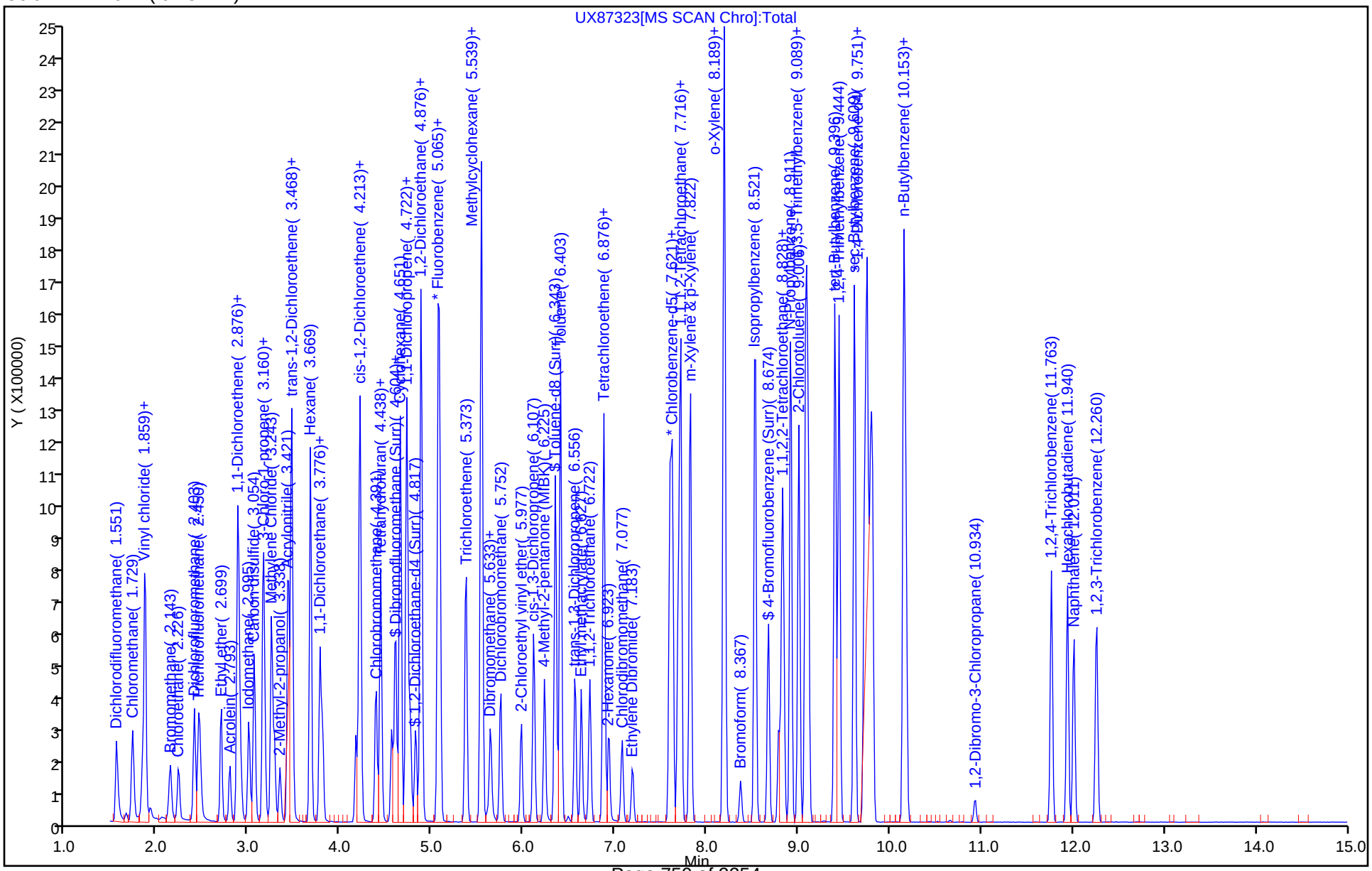

Eurofins TestAmerica, Canton
Target Compound Quantitation Report

Data File: \\chromna\Canton\ChromData\A3UX8\20191104-92755.b\UX87324.D
Lims ID: ICIS
Client ID:
Sample Type: ICIS Calib Level: 5
Inject. Date: 04-Nov-2019 03:30:30 ALS Bottle#: 6 Worklist Smp#: 7
Purge Vol: 5.000 mL Dil. Factor: 1.0000
Sample Info: 240-0092755-007
Operator ID: 402279 Instrument ID: A3UX8
Sublist: chrom-8260_8*sub64

Method: \\chromna\Canton\ChromData\A3UX8\20191104-92755.b\8260_8.m
Limit Group: MSV 8260B ICAL
Last Update: 06-Nov-2019 03:20:00 Calib Date: 04-Nov-2019 05:00:30
Integrator: RTE ID Type: Deconvolution ID
Quant Method: Internal Standard Quant By: Initial Calibration
Last ICal File: \\chromna\Canton\ChromData\A3UX8\20191104-92755.b\UX87328.D

Column 1 : DB-624 (0.18 mm) Det: MS SCAN
Process Host: CTX0304

First Level Reviewer: latat Date: 04-Nov-2019 04:46:13

Compound	Sig	RT (min.)	Exp RT (min.)	Dlt RT (min.)	Q	Response	Cal Amt ug/l	OnCol Amt ug/l	Flags
* 1 Fluorobenzene	96	5.086	5.086	0.000	99	801591	50.0	50.0	
* 2 Chlorobenzene-d5	117	7.595	7.595	0.000	99	556046	50.0	50.0	
* 3 1,4-Dichlorobenzene-d4	152	9.784	9.784	0.000	98	281117	50.0	50.0	
$ 4 Dibromofluoromethane (Surr	113	4.554	4.554	0.000	93	79832	20.0	20.7	
$ 5 1,2-Dichloroethane-d4 (Sur	65	4.826	4.826	0.000	92	93401	20.0	23.1	
$ 6 Toluene-d8 (Surr)	98	6.341	6.341	0.000	94	353003	20.0	21.1	
$ 7 4-Bromofluorobenzene (Surr	95	8.672	8.672	0.000	88	124956	20.0	22.8	
9 Dichlorodifluoromethane	85	1.560	1.560	0.000	99	118385	20.0	20.6	
10 Chloromethane	50	1.726	1.726	0.000	100	137404	20.0	19.9	
11 Vinyl chloride	62	1.844	1.844	0.000	99	97280	20.0	19.4	
12 Butadiene	54	1.868	1.868	0.000	0	120554	20.0	20.2	
13 Bromomethane	94	2.140	2.140	0.000	92	56833	20.0	20.4	
14 Chloroethane	64	2.235	2.235	0.000	98	60595	20.0	21.2	
15 Dichlorofluoromethane	67	2.400	2.400	0.000	98	129307	20.0	20.7	
16 Trichlorofluoromethane	101	2.460	2.460	0.000	99	118180	20.0	19.7	
17 Ethyl ether	59	2.696	2.696	0.000	94	70927	20.0	19.5	
18 Acrolein	56	2.791	2.791	0.000	99	54392	100.0	100.0	
19 1,1-Dichloroethene	96	2.874	2.874	0.000	97	81913	20.0	19.1	
20 1,1,2-Trichloro-1,2,2-trif	151	2.886	2.886	0.000	96	68326	20.0	19.0	
21 Acetone	43	2.921	2.921	0.000	98	44450	40.0	42.3	
23 Iodomethane	142	3.004	3.004	0.000	98	136650	20.0	18.8	
24 Carbon disulfide	76	3.063	3.063	0.000	100	245407	20.0	19.1	
26 3-Chloro-1-propene	76	3.158	3.158	0.000	88	52174	20.0	20.8	
27 Methyl acetate	43	3.170	3.170	0.000	100	103904	40.0	39.1	
28 Methylene Chloride	84	3.252	3.252	0.000	98	89815	20.0	19.0	
29 2-Methyl-2-propanol	59	3.335	3.335	0.000	89	49200	200.0	201.3	
30 Acrylonitrile	53	3.430	3.430	0.000	98	237968	200.0	197.2	
31 trans-1,2-Dichloroethene	96	3.465	3.465	0.000	97	93504	20.0	19.1	
32 Methyl tert-butyl ether	73	3.477	3.477	0.000	97	175633	20.0	19.3	
33 Hexane	86	3.678	3.678	0.000	96	29150	20.0	20.8	
34 1,1-Dichloroethane	63	3.773	3.773	0.000	97	174780	20.0	19.5	

Compound	Sig	RT (min.)	Exp RT (min.)	Dlt RT (min.)	Q	Response	Cal Amt ug/l	OnCol Amt ug/l	Flags
35 Vinyl acetate	43	3.809	3.809	0.000	97	144240	20.0	20.5	
39 cis-1,2-Dichloroethene	96	4.211	4.211	0.000	86	102056	20.0	19.6	
40 2-Butanone (MEK)	43	4.211	4.211	0.000	69	70049	40.0	44.7	
41 2,2-Dichloropropane	77	4.211	4.211	0.000	82	106504	20.0	18.8	
45 Chlorobromomethane	128	4.388	4.388	0.000	93	40826	20.0	20.1	
47 Chloroform	83	4.436	4.436	0.000	95	154200	20.0	19.2	
46 Tetrahydrofuran	42	4.436	4.436	0.000	49	38434	40.0	38.4	
48 1,1,1-Trichloroethane	97	4.601	4.601	0.000	97	130417	20.0	19.9	
49 Cyclohexane	56	4.649	4.649	0.000	96	204481	20.0	19.6	
50 1,1-Dichloropropene	75	4.720	4.720	0.000	89	131870	20.0	19.3	
51 Carbon tetrachloride	117	4.731	4.731	0.000	99	110519	20.0	19.4	
52 Isobutyl alcohol	41	4.767	4.767	0.000	94	58346	500.0	511.4	
53 1,2-Dichloroethane	62	4.873	4.873	0.000	55	110251	20.0	19.8	
54 Benzene	78	4.885	4.885	0.000	98	385934	20.0	19.2	
56 n-Heptane	100	5.063	5.063	0.000	98	30845	20.0	21.3	
58 Trichloroethene	130	5.370	5.370	0.000	97	99181	20.0	19.7	
60 Methylcyclohexane	83	5.536	5.536	0.000	93	181623	20.0	19.7	
61 1,2-Dichloropropane	63	5.548	5.548	0.000	96	90298	20.0	20.1	
63 Dibromomethane	93	5.631	5.631	0.000	94	37898	20.0	20.9	
64 1,4-Dioxane	88	5.643	5.643	0.000	47	12161	400.0	438.6	
65 Dichlorobromomethane	83	5.749	5.749	0.000	98	91416	20.0	19.7	
67 2-Chloroethyl vinyl ether	63	5.974	5.974	0.000	90	44399	40.0	39.4	
68 cis-1,3-Dichloropropene	75	6.116	6.116	0.000	90	103122	20.0	20.3	
69 4-Methyl-2-pentanone (MIBK	43	6.234	6.234	0.000	99	130788	40.0	42.4	
70 Toluene	91	6.400	6.400	0.000	98	395339	20.0	19.8	
71 trans-1,3-Dichloropropene	75	6.566	6.566	0.000	98	81773	20.0	19.6	
72 Ethyl methacrylate	69	6.625	6.625	0.000	94	73080	20.0	21.5	
73 1,1,2-Trichloroethane	97	6.719	6.719	0.000	92	58225	20.0	20.0	
75 Tetrachloroethene	164	6.873	6.873	0.000	98	75746	20.0	19.1	
74 1,3-Dichloropropane	76	6.873	6.873	0.000	97	103038	20.0	19.8	
76 2-Hexanone	43	6.932	6.932	0.000	98	91010	40.0	44.6	
78 Chlorodibromomethane	129	7.074	7.074	0.000	91	51179	20.0	19.8	
80 Ethylene Dibromide	107	7.193	7.193	0.000	99	50781	20.0	19.7	
82 Chlorobenzene	112	7.619	7.619	0.000	92	244795	20.0	19.7	
83 1,1,1,2-Tetrachloroethane	131	7.690	7.690	0.000	93	72340	20.0	19.5	
84 Ethylbenzene	106	7.713	7.713	0.000	99	140674	20.0	21.0	
85 m-Xylene & p-Xylene	106	7.820	7.820	0.000	99	167969	20.0	19.8	
86 o-Xylene	106	8.187	8.187	0.000	97	164489	20.0	20.3	
87 Styrene	104	8.199	8.199	0.000	93	252395	20.0	20.5	
88 Bromoform	173	8.364	8.364	0.000	95	25008	20.0	18.5	
89 Isopropylbenzene	105	8.530	8.530	0.000	96	444547	20.0	20.3	
92 1,1,2,2-Tetrachloroethane	83	8.790	8.790	0.000	95	63933	20.0	20.3	
93 Bromobenzene	156	8.826	8.826	0.000	98	94992	20.0	19.8	
95 trans-1,4-Dichloro-2-buten	53	8.837	8.837	0.000	70	20714	20.0	20.3	
94 1,2,3-Trichloropropane	110	8.837	8.837	0.000	87	20812	20.0	21.0	
96 N-Propylbenzene	120	8.920	8.920	0.000	99	125730	20.0	20.8	
97 2-Chlorotoluene	126	9.003	9.003	0.000	95	97662	20.0	19.4	
98 1,3,5-Trimethylbenzene	105	9.086	9.086	0.000	95	375652	20.0	20.9	
99 4-Chlorotoluene	126	9.110	9.110	0.000	98	103389	20.0	20.0	
100 tert-Butylbenzene	119	9.405	9.405	0.000	93	339877	20.0	20.7	
102 1,2,4-Trimethylbenzene	105	9.441	9.441	0.000	96	383276	20.0	21.0	
103 sec-Butylbenzene	105	9.607	9.607	0.000	94	497504	20.0	20.3	

Compound	Sig	RT (min.)	Exp RT (min.)	Dlt RT (min.)	Q	Response	Cal Amt ug/l	OnCol Amt ug/l	Flags
104 1,3-Dichlorobenzene	146	9.725	9.725	0.000	98	203627	20.0	19.6	
105 4-Isopropyltoluene	119	9.749	9.749	0.000	97	422746	20.0	21.1	
106 1,4-Dichlorobenzene	146	9.808	9.808	0.000	96	200783	20.0	19.8	
109 n-Butylbenzene	91	10.151	10.151	0.000	98	383704	20.0	20.8	
110 1,2-Dichlorobenzene	146	10.175	10.175	0.000	97	188521	20.0	20.2	
111 1,2-Dibromo-3-Chloropropan	157	10.932	10.932	0.000	71	7735	20.0	19.0	
113 1,2,4-Trichlorobenzene	180	11.760	11.760	0.000	94	112941	20.0	20.1	
114 Hexachlorobutadiene	225	11.938	11.938	0.000	96	62510	20.0	24.0	
115 Naphthalene	128	12.009	12.009	0.000	97	215853	20.0	20.0	
116 1,2,3-Trichlorobenzene	180	12.257	12.257	0.000	96	104266	20.0	24.1	
S 128 Xylenes, Total	106				0		40.0	40.1	
S 157 Total BTEX	1				0		100.0	100.0	
S 129 Trihalomethanes, Total	1				0		80.0	77.2	

Reagents:

VMAROLISTDW_00319	Amount Added:	2.00	Units: uL
VMRGAS_00314	Amount Added:	2.00	Units: uL
vm50ss_00378	Amount Added:	2.00	Units: uL
VMRPRIMW_00359	Amount Added:	2.00	Units: uL
VM568718_00016	Amount Added:	1.00	Units: uL

Report Date: 06-Nov-2019 03:20:00 Chrom Revision: 2.3 09-Oct-2019 11:13:36

Eurofins TestAmerica, Canton

Data File: \\chromna\Canton\ChromData\A3UX8\20191104-92755.b\UX87324.D

Injection Date:	04-Nov-2019 03:30:30	Instrument ID:	A3UX8	Operator ID:	402279
Lims ID:	ICIS			Worklist Smp#:	7
Client ID:					
Purge Vol:	5.000 mL	Dil. Factor:	1.0000	ALS Bottle#:	6
Method:	8260_8	Limit Group:	MSV 8260B ICAL		

Column: DB-624 (0.18 mm)

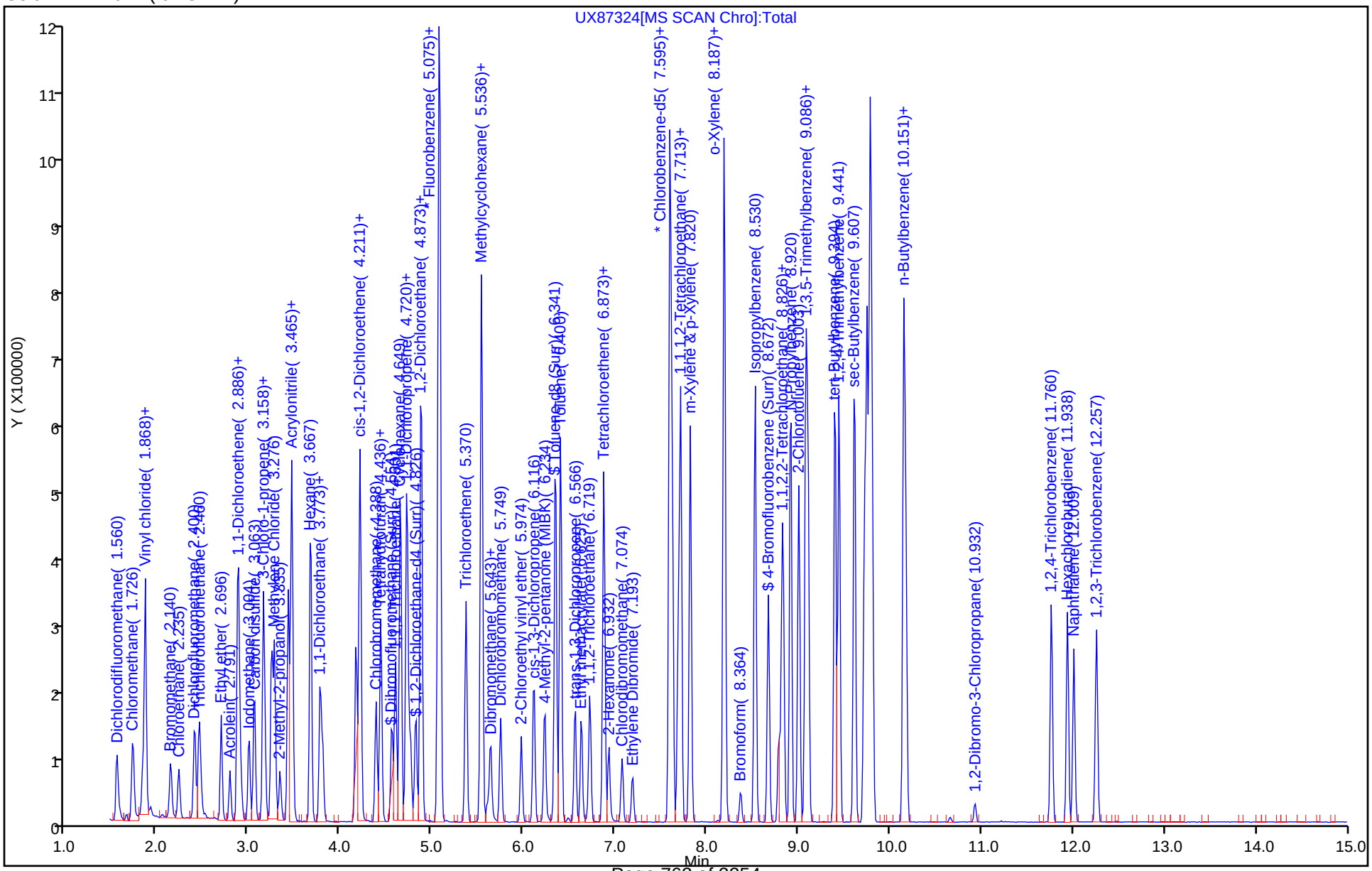

Eurofins TestAmerica, Canton
Target Compound Quantitation Report

Data File: \\chromna\Canton\ChromData\A3UX8\20191104-92755.b\UX87325.D
Lims ID: STD8260 L4
Client ID:
Sample Type: IC Calib Level: 4
Inject. Date: 04-Nov-2019 03:52:30 ALS Bottle#: 7 Worklist Smp#: 8
Purge Vol: 5.000 mL Dil. Factor: 1.0000
Sample Info: 240-0092755-008
Operator ID: 402279 Instrument ID: A3UX8
Sublist: chrom-8260_8*sub64

Method: \\chromna\Canton\ChromData\A3UX8\20191104-92755.b\8260_8.m
Limit Group: MSV 8260B ICAL
Last Update: 06-Nov-2019 03:20:03 Calib Date: 04-Nov-2019 05:00:30
Integrator: RTE ID Type: Deconvolution ID
Quant Method: Internal Standard Quant By: Initial Calibration
Last ICal File: \\chromna\Canton\ChromData\A3UX8\20191104-92755.b\UX87328.D

Column 1 : DB-624 (0.18 mm) Det: MS SCAN
Process Host: CTX0304

First Level Reviewer: latat Date: 04-Nov-2019 04:47:23

Compound	Sig	RT (min.)	Exp RT (min.)	Dlt RT (min.)	Q	Response	Cal Amt ug/l	OnCol Amt ug/l	Flags
* 1 Fluorobenzene	96	5.086	5.086	0.000	100	834295	50.0	50.0	
* 2 Chlorobenzene-d5	117	7.595	7.595	0.000	98	564655	50.0	50.0	
* 3 1,4-Dichlorobenzene-d4	152	9.784	9.784	0.000	98	289843	50.0	50.0	
$ 4 Dibromofluoromethane (Surr	113	4.554	4.554	0.000	94	44076	10.0	11.0	
$ 5 1,2-Dichloroethane-d4 (Sur	65	4.814	4.826	-0.012	92	50970	10.0	11.6	
$ 6 Toluene-d8 (Surr)	98	6.340	6.341	-0.001	94	186898	10.0	11.0	
$ 7 4-Bromofluorobenzene (Surr	95	8.671	8.672	-0.001	86	66145	10.0	11.2	
9 Dichlorodifluoromethane	85	1.548	1.560	-0.012	99	61088	10.0	10.2	
10 Chloromethane	50	1.726	1.726	0.000	100	75401	10.0	10.5	
11 Vinyl chloride	62	1.844	1.844	0.000	99	53380	10.0	10.2	
12 Butadiene	54	1.868	1.868	0.000	0	66961	10.0	10.8	
13 Bromomethane	94	2.140	2.140	0.000	91	30916	10.0	10.1	
14 Chloroethane	64	2.234	2.235	-0.001	97	31812	10.0	10.7	
15 Dichlorofluoromethane	67	2.400	2.400	0.000	98	67710	10.0	10.4	
16 Trichlorofluoromethane	101	2.459	2.460	-0.001	99	64175	10.0	10.3	
17 Ethyl ether	59	2.696	2.696	0.000	97	40158	10.0	10.6	
18 Acrolein	56	2.791	2.791	0.000	99	29672	50.0	52.4	
19 1,1-Dichloroethene	96	2.873	2.874	-0.001	97	47490	10.0	10.6	
20 1,1,2-Trichloro-1,2,2-trif	151	2.885	2.886	-0.001	95	38513	10.0	10.3	
21 Acetone	43	2.909	2.921	-0.012	99	24293	20.0	20.2	
23 Iodomethane	142	3.004	3.004	0.000	97	76033	10.0	10.1	
24 Carbon disulfide	76	3.051	3.063	-0.012	100	132632	10.0	9.93	
26 3-Chloro-1-propene	76	3.157	3.158	-0.001	88	26367	10.0	10.1	
27 Methyl acetate	43	3.169	3.170	-0.001	99	56817	20.0	20.5	
28 Methylene Chloride	84	3.240	3.252	-0.012	99	49941	10.0	10.1	
29 2-Methyl-2-propanol	59	3.335	3.335	0.000	88	24997	100.0	98.3	
30 Acrylonitrile	53	3.430	3.430	0.000	100	128947	100.0	102.7	
31 trans-1,2-Dichloroethene	96	3.465	3.465	0.000	95	53382	10.0	10.5	
32 Methyl tert-butyl ether	73	3.465	3.477	-0.012	98	97106	10.0	10.2	
33 Hexane	86	3.666	3.678	-0.012	95	15470	10.0	10.6	
34 1,1-Dichloroethane	63	3.773	3.773	0.000	97	95919	10.0	10.3	

Compound	Sig	RT (min.)	Exp RT (min.)	Dlt RT (min.)	Q	Response	Cal Amt ug/l	OnCol Amt ug/l	Flags
35 Vinyl acetate	43	3.808	3.809	-0.001	98	74382	10.0	10.1	
39 cis-1,2-Dichloroethene	96	4.210	4.211	-0.001	87	55089	10.0	10.2	
40 2-Butanone (MEK)	43	4.210	4.211	-0.001	58	39439	20.0	22.3	
41 2,2-Dichloropropane	77	4.210	4.211	-0.001	85	62506	10.0	10.6	
45 Chlorobromomethane	128	4.388	4.388	0.000	93	22447	10.0	10.6	
47 Chloroform	83	4.435	4.436	-0.001	96	86631	10.0	10.4	
46 Tetrahydrofuran	42	4.435	4.436	-0.001	49	20545	20.0	19.7	
48 1,1,1-Trichloroethane	97	4.601	4.601	0.000	96	68696	10.0	10.1	
49 Cyclohexane	56	4.648	4.649	-0.001	96	113554	10.0	10.5	
50 1,1-Dichloropropene	75	4.719	4.720	-0.001	90	72864	10.0	10.3	
51 Carbon tetrachloride	117	4.731	4.731	0.000	99	59625	10.0	10.1	
52 Isobutyl alcohol	41	4.767	4.767	0.000	90	30939	250.0	260.5	
53 1,2-Dichloroethane	62	4.873	4.873	0.000	55	62895	10.0	10.8	
54 Benzene	78	4.873	4.885	-0.012	98	213067	10.0	10.2	
56 n-Heptane	100	5.062	5.063	-0.001	98	16001	10.0	10.6	
58 Trichloroethene	130	5.370	5.370	0.000	97	53589	10.0	10.2	
60 Methylcyclohexane	83	5.536	5.536	0.000	94	98621	10.0	10.3	
61 1,2-Dichloropropane	63	5.536	5.548	-0.012	95	49376	10.0	10.5	
63 Dibromomethane	93	5.630	5.631	-0.001	93	19578	10.0	10.4	
64 1,4-Dioxane	88	5.642	5.643	-0.001	37	5250	200.0	181.9	
65 Dichlorobromomethane	83	5.749	5.749	0.000	97	46229	10.0	9.59	
67 2-Chloroethyl vinyl ether	63	5.974	5.974	0.000	89	23593	20.0	20.1	
68 cis-1,3-Dichloropropene	75	6.104	6.116	-0.012	89	53785	10.0	10.2	
69 4-Methyl-2-pentanone (MIBK	43	6.222	6.234	-0.012	99	66224	20.0	20.6	
70 Toluene	91	6.400	6.400	0.000	98	213860	10.0	10.5	
71 trans-1,3-Dichloropropene	75	6.565	6.566	-0.001	96	41140	10.0	9.72	
72 Ethyl methacrylate	69	6.624	6.625	-0.001	95	36400	10.0	10.5	
73 1,1,2-Trichloroethane	97	6.719	6.719	0.000	93	30637	10.0	10.3	
75 Tetrachloroethene	164	6.885	6.873	0.012	97	42066	10.0	10.5	
74 1,3-Dichloropropane	76	6.873	6.873	0.000	97	56250	10.0	10.7	
76 2-Hexanone	43	6.932	6.932	0.000	98	44408	20.0	21.4	
78 Chlorodibromomethane	129	7.074	7.074	0.000	92	24609	10.0	9.38	
80 Ethylene Dibromide	107	7.192	7.193	-0.001	98	28183	10.0	10.8	
82 Chlorobenzene	112	7.618	7.619	-0.001	95	131698	10.0	10.4	
83 1,1,1,2-Tetrachloroethane	131	7.689	7.690	-0.001	92	36886	10.0	9.81	
84 Ethylbenzene	106	7.713	7.713	0.000	99	73865	10.0	10.9	
85 m-Xylene & p-Xylene	106	7.819	7.820	-0.001	100	90681	10.0	10.5	
86 o-Xylene	106	8.186	8.187	-0.001	97	89403	10.0	10.8	
87 Styrene	104	8.198	8.199	0.000	93	133722	10.0	10.7	
88 Bromoform	173	8.364	8.364	0.000	96	12696	10.0	9.24	
89 Isopropylbenzene	105	8.529	8.530	-0.001	96	236860	10.0	10.7	
92 1,1,2,2-Tetrachloroethane	83	8.778	8.790	-0.012	96	34598	10.0	10.6	
93 Bromobenzene	156	8.825	8.826	-0.001	99	51481	10.0	10.4	
95 trans-1,4-Dichloro-2-buten	53	8.837	8.837	0.000	67	11568	10.0	11.0	
94 1,2,3-Trichloropropane	110	8.837	8.837	0.000	90	12115	10.0	11.8	
96 N-Propylbenzene	120	8.920	8.920	0.000	99	68245	10.0	10.9	
97 2-Chlorotoluene	126	9.003	9.003	0.000	95	54897	10.0	10.6	
98 1,3,5-Trimethylbenzene	105	9.086	9.086	0.000	94	201291	10.0	10.8	
99 4-Chlorotoluene	126	9.109	9.110	-0.001	98	56811	10.0	10.6	
100 tert-Butylbenzene	119	9.405	9.405	0.000	93	182686	10.0	10.8	
102 1,2,4-Trimethylbenzene	105	9.441	9.441	0.000	97	206338	10.0	11.0	
103 sec-Butylbenzene	105	9.618	9.607	0.011	94	274059	10.0	10.9	

Compound	Sig	RT (min.)	Exp RT (min.)	Dlt RT (min.)	Q	Response	Cal Amt ug/l	OnCol Amt ug/l	Flags
104 1,3-Dichlorobenzene	146	9.725	9.725	0.000	98	112707	10.0	10.5	
105 4-Isopropyltoluene	119	9.748	9.749	-0.001	97	227946	10.0	11.0	
106 1,4-Dichlorobenzene	146	9.807	9.808	-0.001	94	111379	10.0	10.6	
109 n-Butylbenzene	91	10.151	10.151	0.000	98	203827	10.0	10.7	
110 1,2-Dichlorobenzene	146	10.174	10.175	-0.001	97	102927	10.0	10.7	
111 1,2-Dibromo-3-Chloropropan	157	10.931	10.932	-0.001	72	3745	10.0	8.90	
113 1,2,4-Trichlorobenzene	180	11.760	11.760	0.000	94	61743	10.0	10.7	
114 Hexachlorobutadiene	225	11.937	11.938	-0.001	96	35834	10.0	12.7	
115 Naphthalene	128	12.008	12.009	-0.001	97	109781	10.0	9.85	
116 1,2,3-Trichlorobenzene	180	12.257	12.257	0.000	95	56959	10.0	12.0	
S 126 1,2-Dichloroethene, Total	96				0			20.6	
S 127 1,3-Dichloropropene, Total	75				0			19.9	
S 128 Xylenes, Total	106				0		20.0	21.4	
S 157 Total BTEX	1				0		50.0	53.0	
S 129 Trihalomethanes, Total	1				0		40.0	38.6	

Reagents:

VMAROLISTDW_00319	Amount Added:	1.00	Units: uL
VMRGAS_00314	Amount Added:	1.00	Units: uL
vm50ss_00378	Amount Added:	1.00	Units: uL
VMRPRIMW_00359	Amount Added:	1.00	Units: uL
VM568718_00016	Amount Added:	1.00	Units: uL

Report Date: 06-Nov-2019 03:20:04 Chrom Revision: 2.3 09-Oct-2019 11:13:36

Eurofins TestAmerica, Canton

Data File: \\chromna\Canton\ChromData\A3UX8\20191104-92755.b\UX87325.D

Injection Date:	04-Nov-2019 03:52:30	Instrument ID:	A3UX8	Operator ID:	402279
Lims ID:	STD8260 L4			Worklist Smp#:	8
Client ID:					
Purge Vol:	5.000 mL	Dil. Factor:	1.0000	ALS Bottle#:	7
Method:	8260_8	Limit Group:	MSV 8260B ICAL		

Column: DB-624 (0.18 mm)

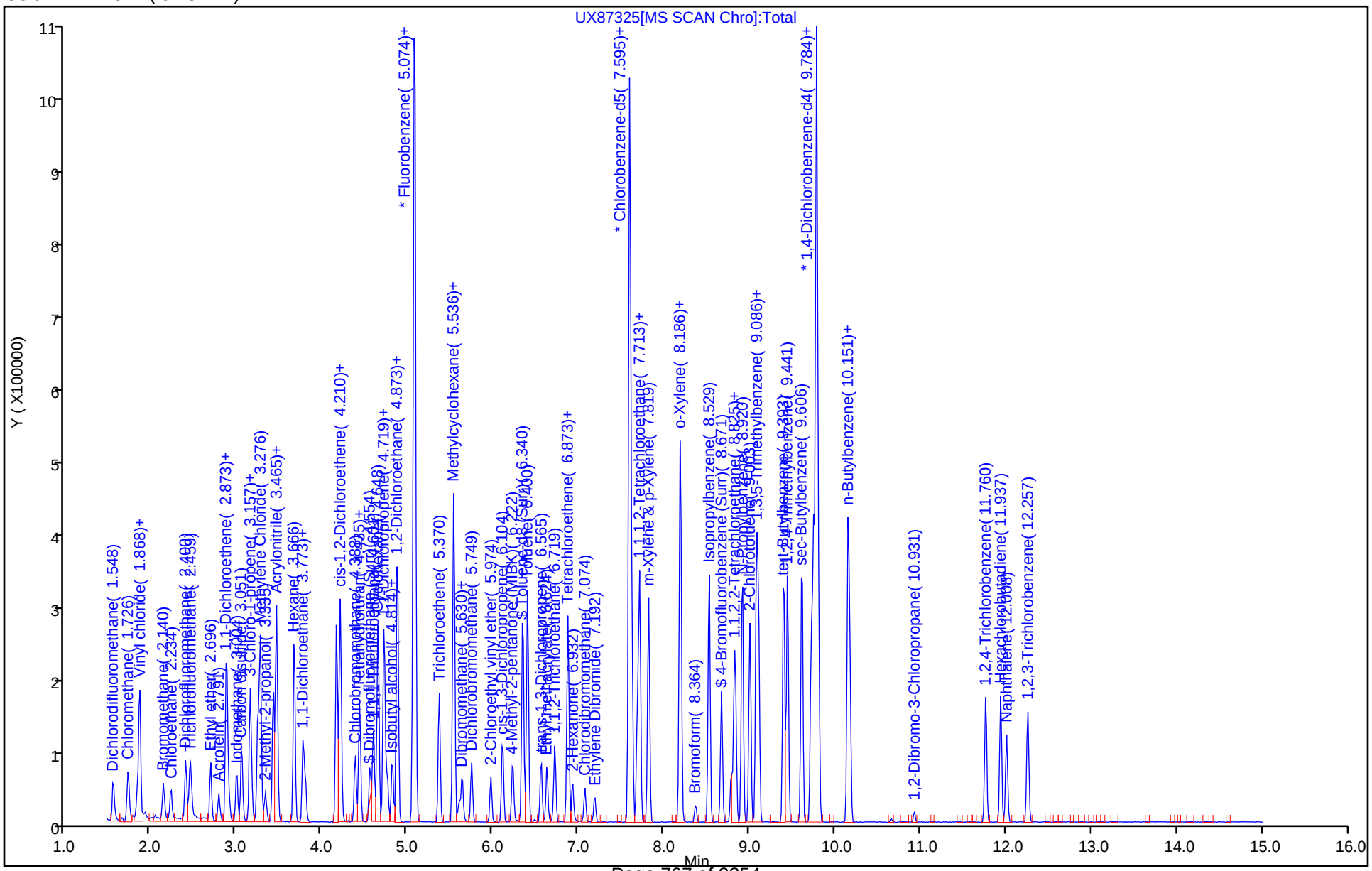

Eurofins TestAmerica, Canton
Target Compound Quantitation Report

Data File: \\chromna\Canton\ChromData\A3UX8\20191104-92755.b\UX87326.D
Lims ID: STD8260 L3
Client ID:
Sample Type: IC Calib Level: 3
Inject. Date: 04-Nov-2019 04:14:30 ALS Bottle#: 8 Worklist Smp#: 9
Purge Vol: 5.000 mL Dil. Factor: 1.0000
Sample Info: 240-0092755-009
Operator ID: 402279 Instrument ID: A3UX8
Sublist: chrom-8260_8*sub64

Method: \\chromna\Canton\ChromData\A3UX8\20191104-92755.b\8260_8.m
Limit Group: MSV 8260B ICAL
Last Update: 06-Nov-2019 03:20:06 Calib Date: 04-Nov-2019 05:00:30
Integrator: RTE ID Type: Deconvolution ID
Quant Method: Internal Standard Quant By: Initial Calibration
Last ICal File: \\chromna\Canton\ChromData\A3UX8\20191104-92755.b\UX87328.D

Column 1 : DB-624 (0.18 mm) Det: MS SCAN
Process Host: CTX0304

First Level Reviewer: latat Date: 05-Nov-2019 01:17:58

Compound	Sig	RT (min.)	Exp RT (min.)	Dlt RT (min.)	Q	Response	Cal Amt ug/l	OnCol Amt ug/l	Flags
* 1 Fluorobenzene	96	5.088	5.086	0.002	100	788121	50.0	50.0	
* 2 Chlorobenzene-d5	117	7.596	7.595	0.001	98	527403	50.0	50.0	
* 3 1,4-Dichlorobenzene-d4	152	9.785	9.784	0.001	98	280202	50.0	50.0	
$ 4 Dibromofluoromethane (Surr	113	4.555	4.554	0.001	92	21021	5.00	5.55	
$ 5 1,2-Dichloroethane-d4 (Sur	65	4.816	4.826	-0.010	94	27666	5.00	6.18	
$ 6 Toluene-d8 (Surr)	98	6.342	6.341	0.001	95	93068	5.00	5.86	
$ 7 4-Bromofluorobenzene (Surr	95	8.673	8.672	0.001	85	36150	5.00	5.91	
9 Dichlorodifluoromethane	85	1.562	1.560	0.002	98	35377	5.00	6.26	
10 Chloromethane	50	1.727	1.726	0.001	99	43866	5.00	6.45	
11 Vinyl chloride	62	1.845	1.844	0.001	99	31140	5.00	6.31	
12 Butadiene	54	1.869	1.868	0.001	0	34818	5.00	5.94	
13 Bromomethane	94	2.141	2.140	0.001	92	17618	5.00	5.85	
14 Chloroethane	64	2.236	2.235	0.001	96	18115	5.00	6.43	
15 Dichlorofluoromethane	67	2.402	2.400	0.002	97	39386	5.00	6.41	
16 Trichlorofluoromethane	101	2.461	2.460	0.001	99	37614	5.00	6.38	
17 Ethyl ether	59	2.697	2.696	0.001	93	19665	5.00	5.50	
18 Acrolein	56	2.792	2.791	0.001	97	15846	25.0	29.6	
19 1,1-Dichloroethene	96	2.875	2.874	0.001	96	23364	5.00	5.53	
20 1,1,2-Trichloro-1,2,2-trif	151	2.887	2.886	0.001	95	21454	5.00	6.07	
21 Acetone	43	2.922	2.921	0.001	96	15200	10.0	11.9	
23 Iodomethane	142	2.993	3.004	-0.011	99	39607	5.00	5.55	
24 Carbon disulfide	76	3.052	3.063	-0.011	99	61463	5.00	4.87	
26 3-Chloro-1-propene	76	3.159	3.158	0.001	87	12330	5.00	5.00	
27 Methyl acetate	43	3.171	3.170	0.001	99	28703	10.0	11.0	
28 Methylene Chloride	84	3.242	3.252	-0.010	98	26691	5.00	5.74	
29 2-Methyl-2-propanol	59	3.336	3.335	0.001	87	12630	50.0	52.6	
30 Acrylonitrile	53	3.431	3.430	0.001	95	62909	50.0	53.0	
31 trans-1,2-Dichloroethene	96	3.467	3.465	0.002	96	27569	5.00	5.72	
32 Methyl tert-butyl ether	73	3.467	3.477	-0.010	97	49002	5.00	5.47	
33 Hexane	86	3.668	3.678	-0.010	95	7686	5.00	5.58	
34 1,1-Dichloroethane	63	3.774	3.773	0.001	96	49268	5.00	5.59	

Compound	Sig	RT (min.)	Exp RT (min.)	Dlt RT (min.)	Q	Response	Cal Amt ug/l	OnCol Amt ug/l	Flags
35 Vinyl acetate	43	3.798	3.809	-0.011	97	35238	5.00	5.09	
39 cis-1,2-Dichloroethene	96	4.212	4.211	0.001	85	27907	5.00	5.46	
40 2-Butanone (MEK)	43	4.212	4.211	0.001	59	20977	10.0	10.8	
41 2,2-Dichloropropane	77	4.212	4.211	0.001	82	33445	5.00	6.00	
45 Chlorobromomethane	128	4.390	4.388	0.002	93	10625	5.00	5.33	
47 Chloroform	83	4.437	4.436	0.001	97	43524	5.00	5.51	
46 Tetrahydrofuran	42	4.437	4.436	0.001	49	11265	10.0	11.5	
48 1,1,1-Trichloroethane	97	4.603	4.601	0.002	97	33781	5.00	5.25	
49 Cyclohexane	56	4.650	4.649	0.001	97	56983	5.00	5.56	
50 1,1-Dichloropropene	75	4.721	4.720	0.001	90	36946	5.00	5.50	
51 Carbon tetrachloride	117	4.733	4.731	0.002	96	28614	5.00	5.11	
52 Isobutyl alcohol	41	4.756	4.767	-0.011	87	15371	125.0	137.0	
53 1,2-Dichloroethane	62	4.875	4.873	0.002	55	31623	5.00	5.77	
54 Benzene	78	4.875	4.885	-0.010	98	109349	5.00	5.54	
56 n-Heptane	100	5.064	5.063	0.001	96	7052	5.00	4.95	
58 Trichloroethene	130	5.372	5.370	0.002	97	27320	5.00	5.53	
60 Methylcyclohexane	83	5.537	5.536	0.001	96	50849	5.00	5.62	
61 1,2-Dichloropropane	63	5.537	5.548	-0.011	90	23866	5.00	5.40	
63 Dibromomethane	93	5.632	5.631	0.001	92	9550	5.00	5.35	
64 1,4-Dioxane	88	5.644	5.643	0.001	40	3184	100.0	116.8	
65 Dichlorobromomethane	83	5.750	5.749	0.001	97	22847	5.00	5.02	
67 2-Chloroethyl vinyl ether	63	5.975	5.974	0.001	89	10570	10.0	9.55	
68 cis-1,3-Dichloropropene	75	6.105	6.116	-0.011	88	24042	5.00	4.81	
69 4-Methyl-2-pentanone (MIBK	43	6.224	6.234	-0.010	98	31310	10.0	10.3	
70 Toluene	91	6.401	6.400	0.001	98	106219	5.00	5.61	
71 trans-1,3-Dichloropropene	75	6.555	6.566	-0.011	95	18120	5.00	4.58	
72 Ethyl methacrylate	69	6.626	6.625	0.001	94	15332	5.00	4.75	
73 1,1,2-Trichloroethane	97	6.721	6.719	0.002	91	15383	5.00	5.56	
75 Tetrachloroethene	164	6.874	6.873	0.001	95	20902	5.00	5.56	
74 1,3-Dichloropropane	76	6.874	6.873	0.001	95	28071	5.00	5.69	
76 2-Hexanone	43	6.922	6.932	-0.010	98	19538	10.0	10.1	
78 Chlorodibromomethane	129	7.076	7.074	0.002	90	11148	5.00	4.55	
80 Ethylene Dibromide	107	7.182	7.193	-0.011	98	13124	5.00	5.37	a
82 Chlorobenzene	112	7.620	7.619	0.001	92	64474	5.00	5.47	
83 1,1,1,2-Tetrachloroethane	131	7.691	7.690	0.001	92	18589	5.00	5.29	
84 Ethylbenzene	106	7.715	7.713	0.002	99	35438	5.00	5.57	
85 m-Xylene & p-Xylene	106	7.821	7.820	0.001	99	43282	5.00	5.38	
86 o-Xylene	106	8.188	8.187	0.001	97	42941	5.00	5.58	
87 Styrene	104	8.200	8.199	0.002	93	61431	5.00	5.26	
88 Bromoform	173	8.365	8.364	0.001	94	5641	5.00	4.39	
89 Isopropylbenzene	105	8.531	8.530	0.001	96	114846	5.00	5.54	
92 1,1,2,2-Tetrachloroethane	83	8.780	8.790	-0.010	95	16454	5.00	5.24	
93 Bromobenzene	156	8.827	8.826	0.001	97	25875	5.00	5.40	
95 trans-1,4-Dichloro-2-buten	53	8.839	8.837	0.002	66	4934	5.00	4.85	
94 1,2,3-Trichloropropane	110	8.839	8.837	0.002	87	4783	5.00	4.84	
96 N-Propylbenzene	120	8.922	8.920	0.002	99	33398	5.00	5.54	
97 2-Chlorotoluene	126	9.004	9.003	0.001	95	26714	5.00	5.32	
98 1,3,5-Trimethylbenzene	105	9.075	9.086	-0.011	94	95389	5.00	5.31	
99 4-Chlorotoluene	126	9.111	9.110	0.001	98	27811	5.00	5.39	
100 tert-Butylbenzene	119	9.395	9.405	-0.010	94	87986	5.00	5.36	
102 1,2,4-Trimethylbenzene	105	9.442	9.441	0.001	94	98242	5.00	5.40	
103 sec-Butylbenzene	105	9.608	9.607	0.001	95	131008	5.00	5.37	

Compound	Sig	RT (min.)	Exp RT (min.)	Dlt RT (min.)	Q	Response	Cal Amt ug/l	OnCol Amt ug/l	Flags
104 1,3-Dichlorobenzene	146	9.726	9.725	0.001	97	58937	5.00	5.70	
105 4-Isopropyltoluene	119	9.750	9.749	0.001	97	107028	5.00	5.35	
106 1,4-Dichlorobenzene	146	9.809	9.808	0.001	95	58428	5.00	5.77	
109 n-Butylbenzene	91	10.152	10.151	0.001	98	97252	5.00	5.30	
110 1,2-Dichlorobenzene	146	10.176	10.175	0.001	97	54101	5.00	5.82	
111 1,2-Dibromo-3-Chloropropan	157	10.933	10.932	0.001	72	1944	5.00	4.78	
113 1,2,4-Trichlorobenzene	180	11.761	11.760	0.001	94	32957	5.00	5.88	
114 Hexachlorobutadiene	225	11.939	11.938	0.001	97	17369	5.00	5.69	
115 Naphthalene	128	12.010	12.009	0.001	97	54302	5.00	5.04	
116 1,2,3-Trichlorobenzene	180	12.258	12.257	0.001	96	29888	5.00	5.80	
S 126 1,2-Dichloroethene, Total	96				0			11.2	
S 127 1,3-Dichloropropene, Total	75				0			9.39	
S 128 Xylenes, Total	106				0		10.0	11.0	
S 157 Total BTEX	1				0		25.0	27.7	
S 129 Trihalomethanes, Total	1				0		20.0	19.5	

QC Flag Legend

Review Flags

a - User Assigned ID

Reagents:

VMAROLISTDW_00319	Amount Added:	0.50	Units: uL
VMRGAS_00314	Amount Added:	0.50	Units: uL
vm50ss_00378	Amount Added:	0.50	Units: uL
VMRPRIMW_00359	Amount Added:	0.50	Units: uL
VM568718_00016	Amount Added:	1.00	Units: uL

Report Date: 06-Nov-2019 03:20:07 Chrom Revision: 2.3 09-Oct-2019 11:13:36

Eurofins TestAmerica, Canton

Data File: \\chromna\Canton\ChromData\A3UX8\20191104-92755.b\UX87326.D

Injection Date:	04-Nov-2019 04:14:30	Instrument ID:	A3UX8	Operator ID:	402279
Lims ID:	STD8260 L3			Worklist Smp#:	9
Client ID:					
Purge Vol:	5.000 mL	Dil. Factor:	1.0000	ALS Bottle#:	8
Method:	8260_8	Limit Group:	MSV 8260B ICAL		

Column: DB-624 (0.18 mm)

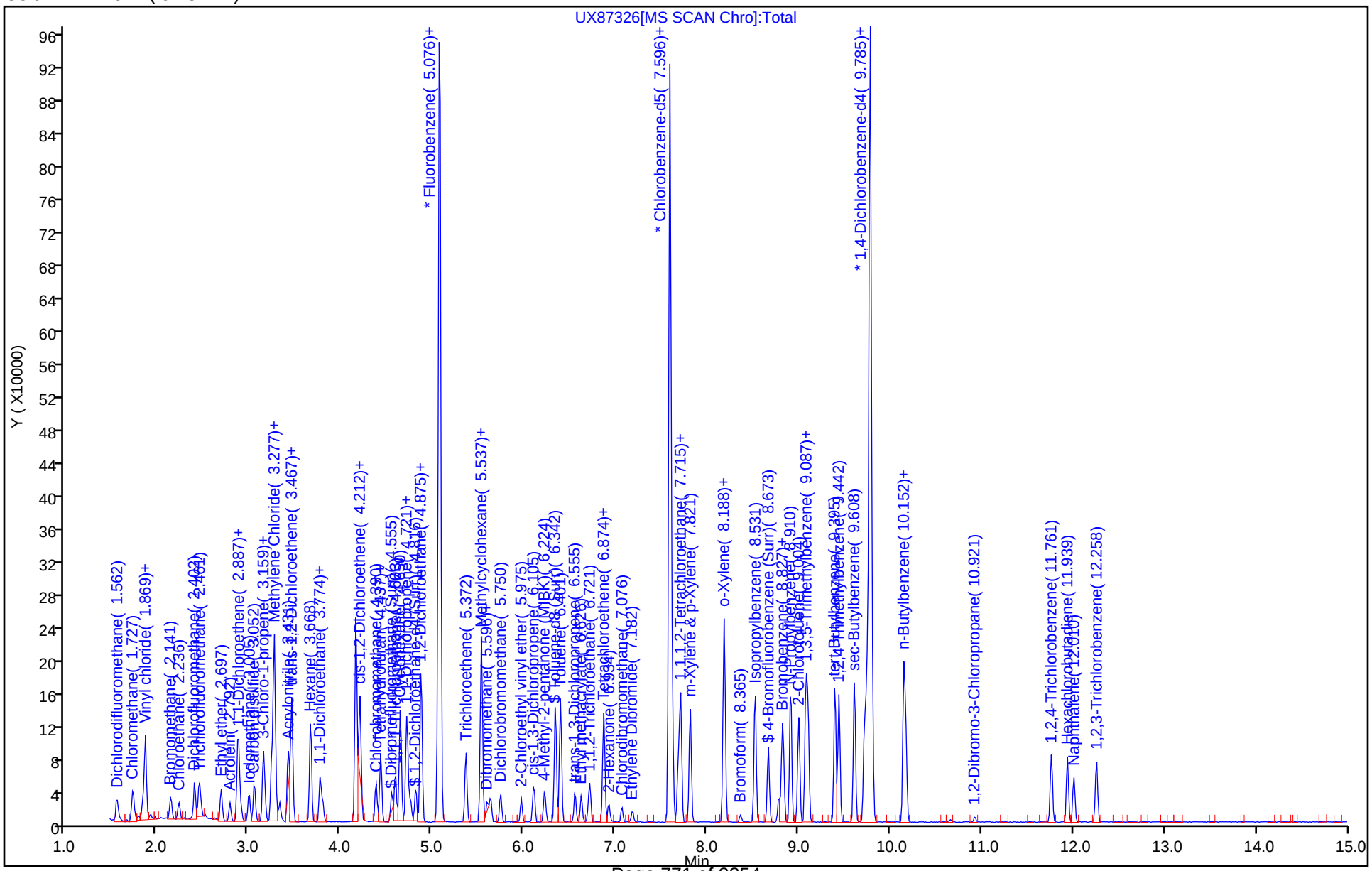

Manual Integration/User Assign Peak Report

Eurofins TestAmerica, Canton

Data File: \\chromna\Canton\ChromData\A3UX8\20191104-92755.b\UX87326.D
Injection Date: 04-Nov-2019 04:14:30 Instrument ID: A3UX8
Lims ID: STD8260 L3
Client ID:
Operator ID: 402279 ALS Bottle#: 8 Worklist Smp#: 9
Purge Vol: 5.000 mL Dil. Factor: 1.0000
Method: 8260_8 Limit Group: MSV 8260B ICAL
Column: DB-624 (0.18 mm) Detector MS SCAN

80 Ethylene Dibromide, CAS: 106-93-4

Signal: 1

Not Detected
Expected RT: 7.19

Processing Integration Results

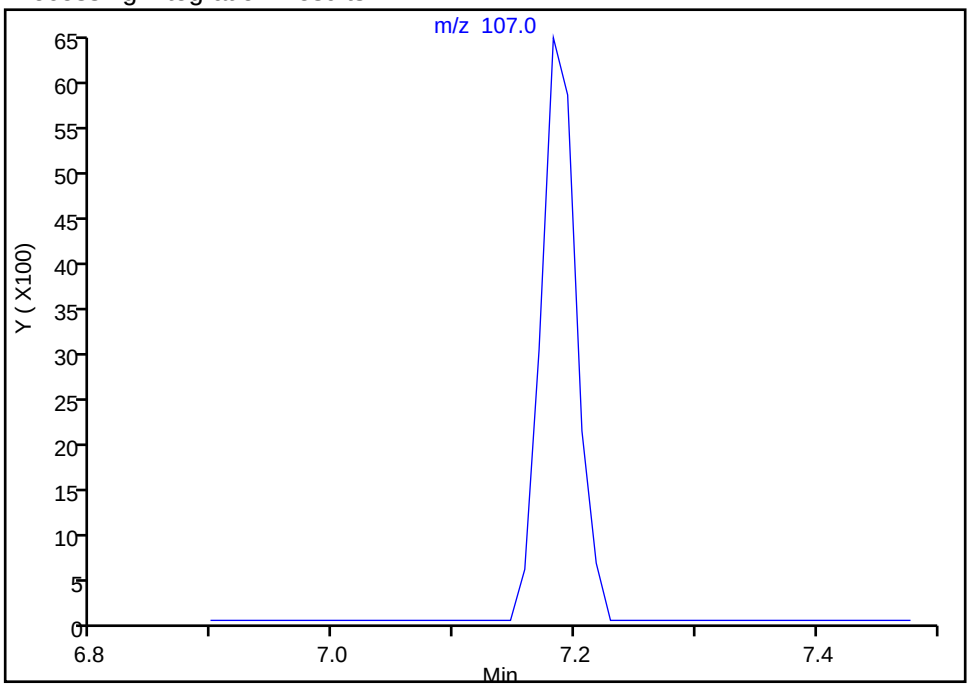

Manual Integration Results

RT: 7.18
Area: 13124
Amount: 5.366706
Amount Units: ug/l

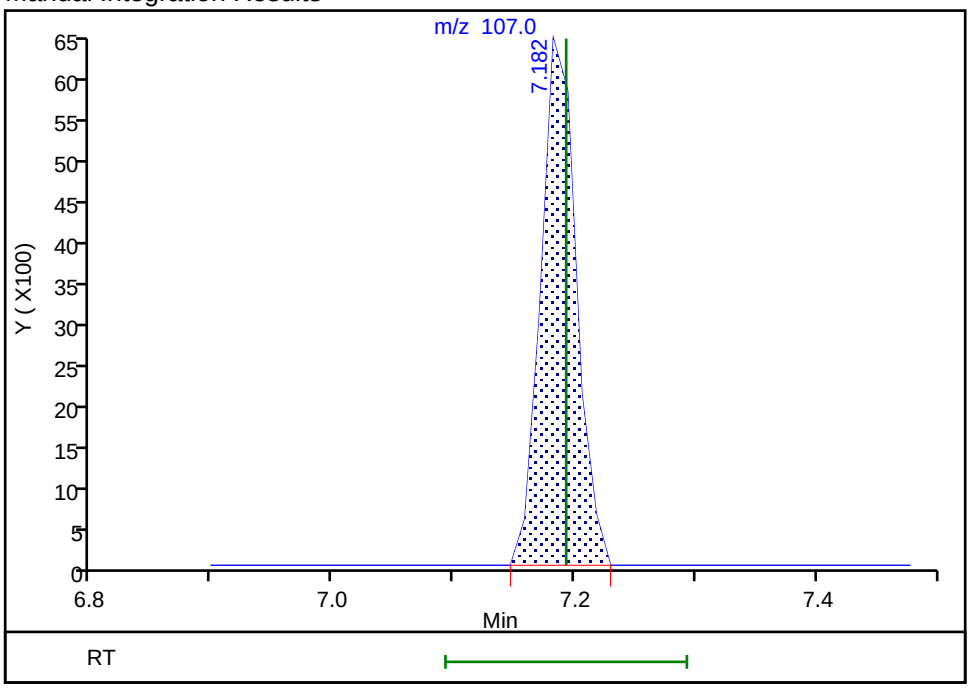

Reviewer: latat, 05-Nov-2019 01:57:00
Audit Action: Assigned Compound ID Audit Reason: Peak assignment corrected

Eurofins TestAmerica, Canton
Target Compound Quantitation Report

Data File: \\chromna\Canton\ChromData\A3UX8\20191104-92755.b\UX87327.D
Lims ID: STD8260 L2
Client ID:
Sample Type: IC Calib Level: 2
Inject. Date: 04-Nov-2019 04:36:30 ALS Bottle#: 9 Worklist Smp#: 10
Purge Vol: 5.000 mL Dil. Factor: 1.0000
Sample Info: 240-0092755-010
Operator ID: 402279 Instrument ID: A3UX8
Sublist: chrom-8260_8*sub64

Method: \\chromna\Canton\ChromData\A3UX8\20191104-92755.b\8260_8.m
Limit Group: MSV 8260B ICAL
Last Update: 06-Nov-2019 03:20:09 Calib Date: 04-Nov-2019 05:00:30
Integrator: RTE ID Type: Deconvolution ID
Quant Method: Internal Standard Quant By: Initial Calibration
Last ICal File: \\chromna\Canton\ChromData\A3UX8\20191104-92755.b\UX87328.D

Column 1 : DB-624 (0.18 mm) Det: MS SCAN
Process Host: CTX0304

First Level Reviewer: latat Date: 05-Nov-2019 01:19:46

Compound	Sig	RT (min.)	Exp RT (min.)	Dlt RT (min.)	Q	Response	Cal Amt ug/l	OnCol Amt ug/l	Flags
* 1 Fluorobenzene	96	5.085	5.086	-0.001	100	762446	50.0	50.0	
* 2 Chlorobenzene-d5	117	7.594	7.595	-0.001	98	524022	50.0	50.0	
* 3 1,4-Dichlorobenzene-d4	152	9.783	9.784	-0.001	97	273436	50.0	50.0	
$ 4 Dibromofluoromethane (Surr	113	4.552	4.554	-0.002	92	8634	2.00	2.36	
$ 5 1,2-Dichloroethane-d4 (Sur	65	4.813	4.826	-0.013	91	11164	2.00	1.93	a
$ 6 Toluene-d8 (Surr)	98	6.351	6.341	0.010	93	37788	2.00	2.39	
$ 7 4-Bromofluorobenzene (Surr	95	8.670	8.672	-0.002	86	16020	2.00	1.80	
9 Dichlorodifluoromethane	85	1.559	1.560	-0.001	97	9857	2.00	1.80	
10 Chloromethane	50	1.724	1.726	-0.002	97	12602	2.00	1.92	
11 Vinyl chloride	62	1.843	1.844	-0.001	95	9032	2.00	1.89	
12 Butadiene	54	1.866	1.868	-0.002	0	10066	2.00	1.78	
13 Bromomethane	94	2.139	2.140	-0.001	84	5140	2.00	1.38	
14 Chloroethane	64	2.233	2.235	-0.002	96	5611	2.00	2.06	
15 Dichlorofluoromethane	67	2.399	2.400	-0.001	96	11685	2.00	1.97	
16 Trichlorofluoromethane	101	2.458	2.460	-0.002	97	11189	2.00	1.96	
17 Ethyl ether	59	2.695	2.696	-0.001	91	6410	2.00	1.85	
18 Acrolein	56	2.789	2.791	-0.002	98	5186	10.0	10.0	
19 1,1-Dichloroethene	96	2.872	2.874	-0.002	96	7762	2.00	1.90	
20 1,1,2-Trichloro-1,2,2-trif	151	2.884	2.886	-0.002	91	6173	2.00	1.81	
21 Acetone	43	2.920	2.921	-0.001	95	7936	4.00	4.43	
23 Iodomethane	142	3.002	3.004	-0.002	96	14459	2.00	2.09	
24 Carbon disulfide	76	3.062	3.063	-0.001	100	21779	2.00	1.78	
26 3-Chloro-1-propene	76	3.156	3.158	-0.002	88	3803	2.00	1.59	
27 Methyl acetate	43	3.168	3.170	-0.002	98	10475	4.00	4.14	
28 Methylene Chloride	84	3.239	3.252	-0.013	95	10071	2.00	2.24	
29 2-Methyl-2-propanol	59	3.334	3.335	-0.001	87	5334	20.0	22.9	
30 Acrylonitrile	53	3.428	3.430	-0.002	98	25630	20.0	22.3	
31 trans-1,2-Dichloroethene	96	3.464	3.465	-0.001	93	9626	2.00	2.06	
32 Methyl tert-butyl ether	73	3.464	3.477	-0.013	95	18251	2.00	2.10	
33 Hexane	86	3.677	3.678	-0.001	82	2290	2.00	1.72	
34 1,1-Dichloroethane	63	3.772	3.773	-0.001	95	18564	2.00	2.18	

Compound	Sig	RT (min.)	Exp RT (min.)	Dlt RT (min.)	Q	Response	Cal Amt ug/l	OnCol Amt ug/l	Flags
35 Vinyl acetate	43	3.807	3.809	-0.002	97	12120	2.00	1.81	
39 cis-1,2-Dichloroethene	96	4.209	4.211	-0.002	84	10093	2.00	2.04	
40 2-Butanone (MEK)	43	4.209	4.211	-0.002	60	8910	4.00	2.49	
41 2,2-Dichloropropane	77	4.221	4.211	0.010	81	12470	2.00	2.31	
45 Chlorobromomethane	128	4.387	4.388	-0.001	92	4162	2.00	2.16	
47 Chloroform	83	4.434	4.436	-0.002	97	16202	2.00	2.12	
46 Tetrahydrofuran	42	4.434	4.436	-0.002	48	4225	4.00	4.44	a
48 1,1,1-Trichloroethane	97	4.600	4.601	-0.001	93	11371	2.00	1.83	
49 Cyclohexane	56	4.647	4.649	-0.002	97	18053	2.00	1.82	
50 1,1-Dichloropropene	75	4.718	4.720	-0.002	90	13339	2.00	2.05	
51 Carbon tetrachloride	117	4.730	4.731	-0.001	94	10078	2.00	1.86	
52 Isobutyl alcohol	41	4.765	4.767	-0.002	82	6055	50.0	55.8	
53 1,2-Dichloroethane	62	4.872	4.873	-0.001	55	11363	2.00	2.14	
54 Benzene	78	4.884	4.885	-0.001	96	40417	2.00	2.12	
56 n-Heptane	100	5.073	5.063	0.010	34	2423	2.00	1.76	a
58 Trichloroethene	130	5.369	5.370	-0.001	92	9232	2.00	1.93	
60 Methylcyclohexane	83	5.535	5.536	-0.001	88	17419	2.00	1.99	
61 1,2-Dichloropropane	63	5.546	5.548	-0.002	65	8576	2.00	2.01	
63 Dibromomethane	93	5.641	5.631	0.010	94	3776	2.00	2.19	
64 1,4-Dioxane	88		5.643				ND	ND	Ua
65 Dichlorobromomethane	83	5.748	5.749	-0.001	95	8506	2.00	1.93	
67 2-Chloroethyl vinyl ether	63	5.972	5.974	-0.002	86	3972	4.00	3.71	a
68 cis-1,3-Dichloropropene	75	6.103	6.116	-0.013	89	7845	2.00	1.62	
69 4-Methyl-2-pentanone (MIBK	43	6.233	6.234	-0.001	96	11533	4.00	3.93	
70 Toluene	91	6.398	6.400	-0.002	97	36649	2.00	1.95	
71 trans-1,3-Dichloropropene	75	6.564	6.566	-0.002	95	6108	2.00	1.55	
72 Ethyl methacrylate	69	6.623	6.625	-0.002	87	5659	2.00	1.76	
73 1,1,2-Trichloroethane	97	6.718	6.719	-0.001	87	5808	2.00	2.11	
75 Tetrachloroethene	164	6.872	6.873	-0.001	95	7498	2.00	2.01	
74 1,3-Dichloropropane	76	6.872	6.873	-0.001	93	10353	2.00	2.11	
76 2-Hexanone	43	6.931	6.932	-0.001	97	6778	4.00	3.52	
78 Chlorodibromomethane	129	7.073	7.074	-0.001	82	3795	2.00	1.56	
80 Ethylene Dibromide	107	7.191	7.193	-0.002	98	4250	2.00	1.75	a
82 Chlorobenzene	112	7.617	7.619	-0.002	92	25463	2.00	2.18	
83 1,1,1,2-Tetrachloroethane	131	7.688	7.690	-0.002	83	6469	2.00	1.85	
84 Ethylbenzene	106	7.712	7.713	-0.001	99	11859	2.00	1.88	
85 m-Xylene & p-Xylene	106	7.818	7.820	-0.002	98	15987	2.00	2.00	
86 o-Xylene	106	8.185	8.187	-0.002	97	15188	2.00	1.98	
87 Styrene	104	8.197	8.199	-0.001	91	21734	2.00	1.87	
88 Bromoform	173	8.374	8.364	0.010	87	1666	2.00	1.31	
89 Isopropylbenzene	105	8.528	8.530	-0.002	95	37838	2.00	1.84	
92 1,1,2,2-Tetrachloroethane	83	8.789	8.790	-0.001	90	6564	2.00	2.14	
93 Bromobenzene	156	8.824	8.826	-0.002	97	9857	2.00	2.11	
95 trans-1,4-Dichloro-2-buten	53	8.836	8.837	-0.001	59	1775	2.00	1.79	
94 1,2,3-Trichloropropane	110	8.836	8.837	-0.001	79	1808	2.00	1.87	
96 N-Propylbenzene	120	8.919	8.920	-0.001	99	10887	2.00	1.85	
97 2-Chlorotoluene	126	9.002	9.003	-0.001	96	9640	2.00	1.97	
98 1,3,5-Trimethylbenzene	105	9.084	9.086	-0.002	94	31031	2.00	1.77	
99 4-Chlorotoluene	126	9.108	9.110	-0.002	98	10825	2.00	2.15	
100 tert-Butylbenzene	119	9.404	9.405	-0.001	92	28637	2.00	1.79	
102 1,2,4-Trimethylbenzene	105	9.439	9.441	-0.002	96	31930	2.00	1.80	
103 sec-Butylbenzene	105	9.605	9.607	-0.002	94	45623	2.00	1.92	

Compound	Sig	RT (min.)	Exp RT (min.)	Dlt RT (min.)	Q	Response	Cal Amt ug/l	OnCol Amt ug/l	Flags
104 1,3-Dichlorobenzene	146	9.723	9.725	-0.002	96	21147	2.00	2.09	
105 4-Isopropyltoluene	119	9.747	9.749	-0.002	97	36055	2.00	1.85	
106 1,4-Dichlorobenzene	146	9.806	9.808	-0.002	93	23124	2.00	2.34	
109 n-Butylbenzene	91	10.149	10.151	-0.002	98	33603	2.00	1.88	
110 1,2-Dichlorobenzene	146	10.173	10.175	-0.002	96	21341	2.00	2.35	
111 1,2-Dibromo-3-Chloropropan	157		10.932				ND	ND	
113 1,2,4-Trichlorobenzene	180	11.771	11.760	0.010	92	13200	2.00	2.41	
114 Hexachlorobutadiene	225	11.936	11.938	-0.002	93	7588	2.00	1.77	
115 Naphthalene	128	12.007	12.009	-0.002	96	22847	2.00	2.17	
116 1,2,3-Trichlorobenzene	180	12.256	12.257	-0.001	95	13104	2.00	1.74	
S 126 1,2-Dichloroethene, Total	96				0			4.10	
S 127 1,3-Dichloropropene, Total	75				0			3.18	
S 128 Xylenes, Total	106				0		4.00	3.98	
S 157 Total BTEX	1				0		10.0	9.92	
S 129 Trihalomethanes, Total	1				0		8.00	6.92	

QC Flag Legend

Processing Flags

ND - Not Detected or Marked ND

Review Flags

U - Marked Undetected

a - User Assigned ID

Reagents:

VMAROLISTDW_00319	Amount Added:	0.20	Units: uL
VMRGAS_00314	Amount Added:	0.20	Units: uL
vm50ss_00378	Amount Added:	0.20	Units: uL
VMRPRIMW_00359	Amount Added:	0.20	Units: uL
VM568718_00016	Amount Added:	1.00	Units: uL

Report Date: 06-Nov-2019 03:20:10 Chrom Revision: 2.3 09-Oct-2019 11:13:36

Eurofins TestAmerica, Canton

Data File: \\chromna\Canton\ChromData\A3UX8\20191104-92755.b\UX87327.D

Injection Date:	04-Nov-2019 04:36:30	Instrument ID:	A3UX8	Operator ID:	402279
Lims ID:	STD8260 L2			Worklist Smp#:	10
Client ID:					
Purge Vol:	5.000 mL	Dil. Factor:	1.0000	ALS Bottle#:	9
Method:	8260_8	Limit Group:	MSV 8260B ICAL		

Column: DB-624 (0.18 mm)

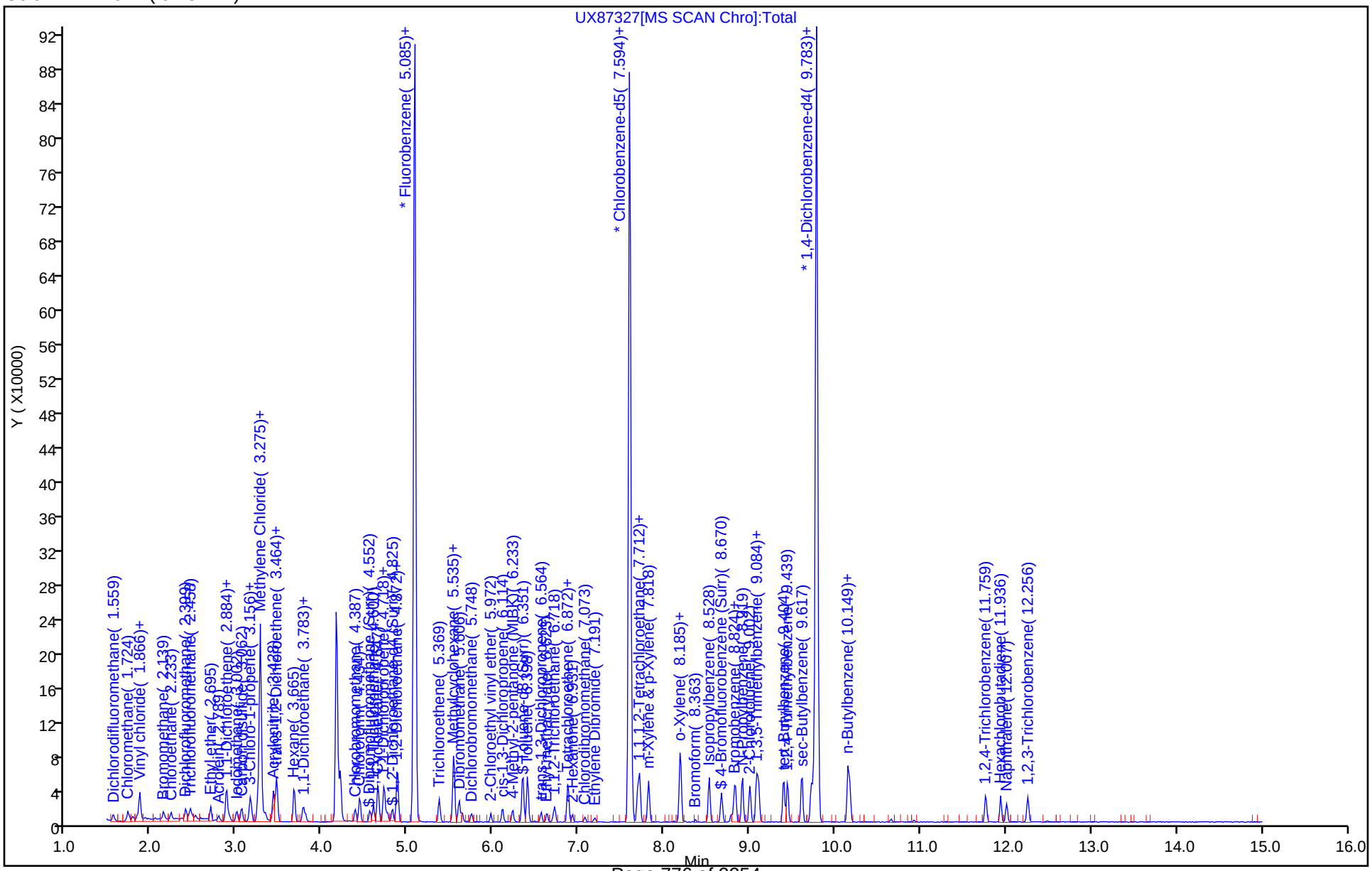

Manual Integration/User Assign Peak Report

Eurofins TestAmerica, Canton

Data File: \\chromna\Canton\ChromData\A3UX8\20191104-92755.b\UX87327.D
Injection Date: 04-Nov-2019 04:36:30 Instrument ID: A3UX8
Lims ID: STD8260 L2
Client ID:
Operator ID: 402279 ALS Bottle#: 9 Worklist Smp#: 10
Purge Vol: 5.000 mL Dil. Factor: 1.0000
Method: 8260_8 Limit Group: MSV 8260B ICAL
Column: DB-624 (0.18 mm) Detector MS SCAN

46 Tetrahydrofuran, CAS: 109-99-9

Signal: 1

Not Detected
Expected RT: 4.44

Processing Integration Results

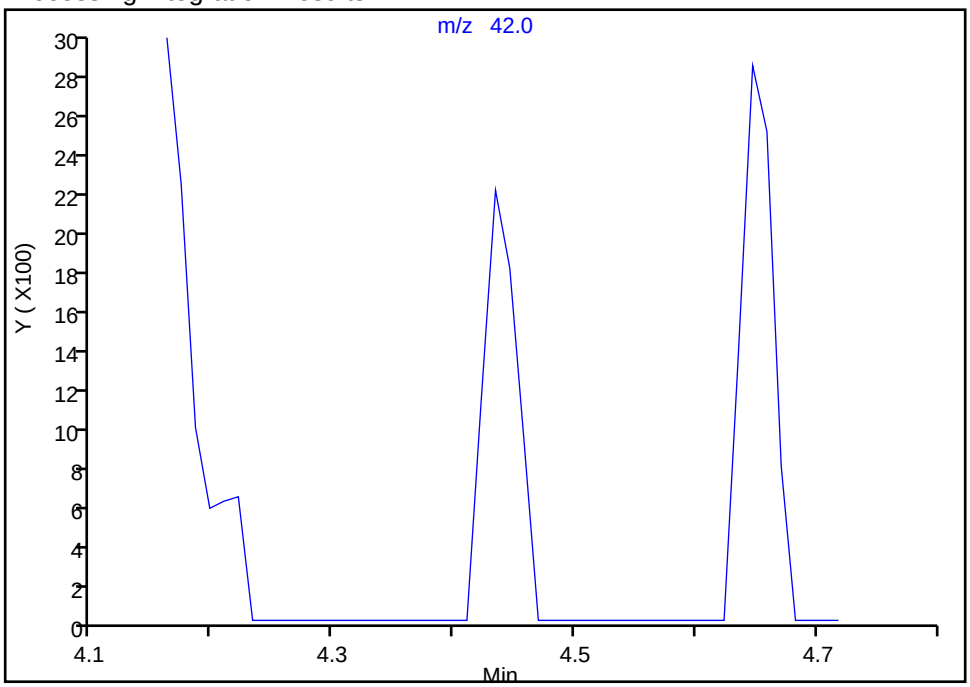

Manual Integration Results

RT: 4.43
Area: 4225
Amount: 4.440950
Amount Units: ug/l

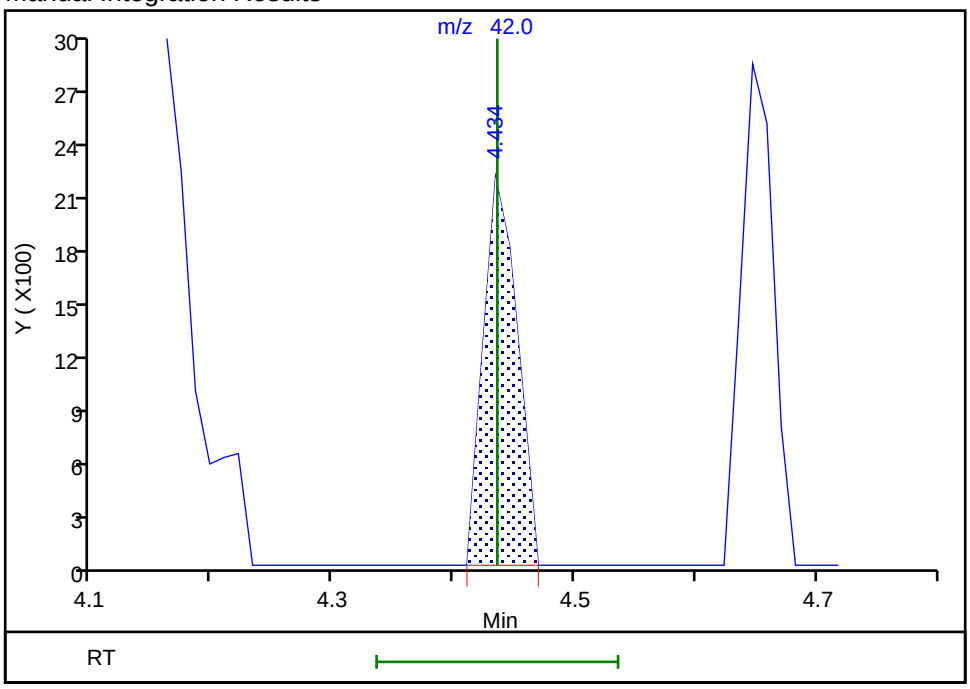

Reviewer: latat, 05-Nov-2019 01:57:53
Audit Action: Assigned Compound ID Audit Reason: Peak assignment corrected

Manual Integration/User Assign Peak Report

Eurofins TestAmerica, Canton

Data File: \\chromna\Canton\ChromData\A3UX8\20191104-92755.b\UX87327.D
Injection Date: 04-Nov-2019 04:36:30 Instrument ID: A3UX8
Lims ID: STD8260 L2
Client ID:
Operator ID: 402279 ALS Bottle#: 9 Worklist Smp#: 10
Purge Vol: 5.000 mL Dil. Factor: 1.0000
Method: 8260_8 Limit Group: MSV 8260B ICAL
Column: DB-624 (0.18 mm) Detector MS SCAN

$ 5 1,2-Dichloroethane-d4 (Surr), CAS: 17060-07-0

Signal: 1

Not Detected
Expected RT: 4.83

Processing Integration Results

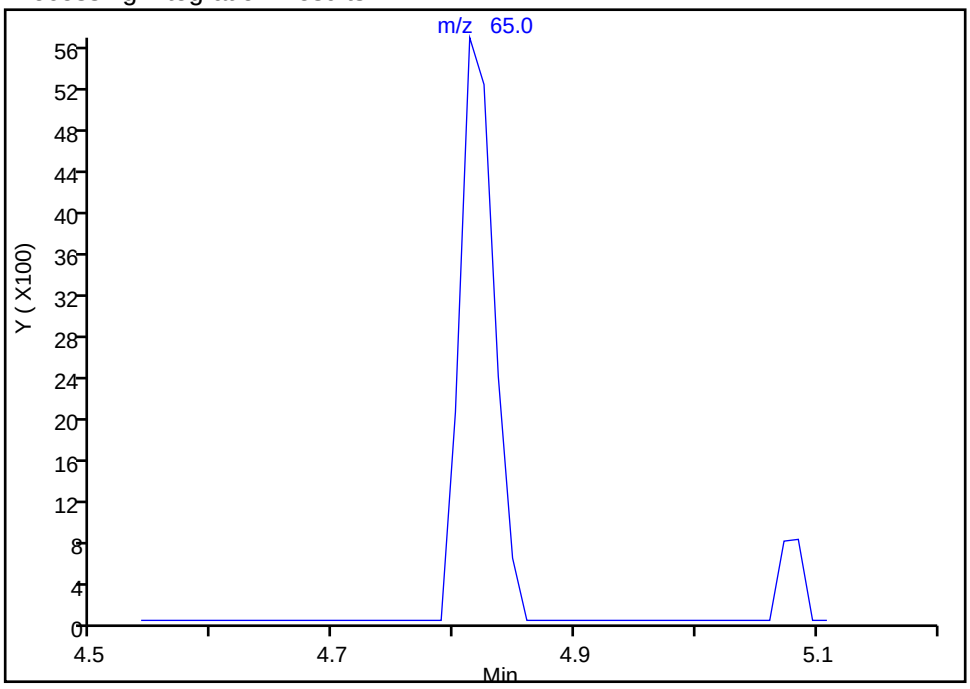

Manual Integration Results

RT: 4.81
Area: 11164
Amount: 1.934198
Amount Units: ug/l

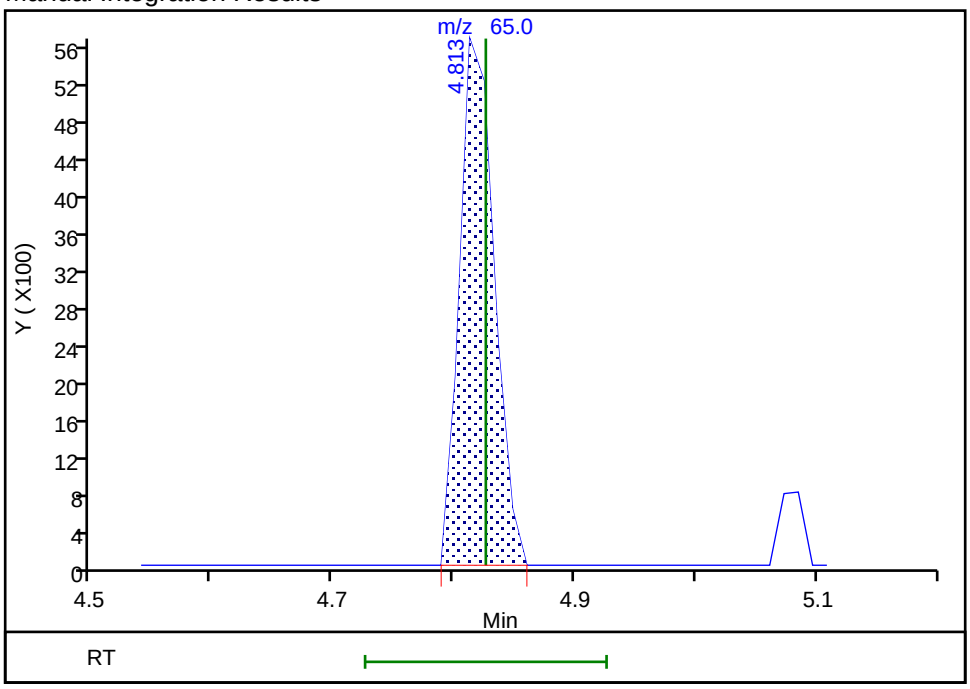

Reviewer: latat, 05-Nov-2019 01:57:37
Audit Action: Assigned Compound ID Audit Reason: Peak assignment corrected

Manual Integration/User Assign Peak Report

Eurofins TestAmerica, Canton

Data File: \\chromna\Canton\ChromData\A3UX8\20191104-92755.b\UX87327.D
Injection Date: 04-Nov-2019 04:36:30 Instrument ID: A3UX8
Lims ID: STD8260 L2
Client ID:
Operator ID: 402279 ALS Bottle#: 9 Worklist Smp#: 10
Purge Vol: 5.000 mL Dil. Factor: 1.0000
Method: 8260_8 Limit Group: MSV 8260B ICAL
Column: DB-624 (0.18 mm) Detector MS SCAN

56 n-Heptane, CAS: 142-82-5

Signal: 1

Not Detected
Expected RT: 5.06

Processing Integration Results

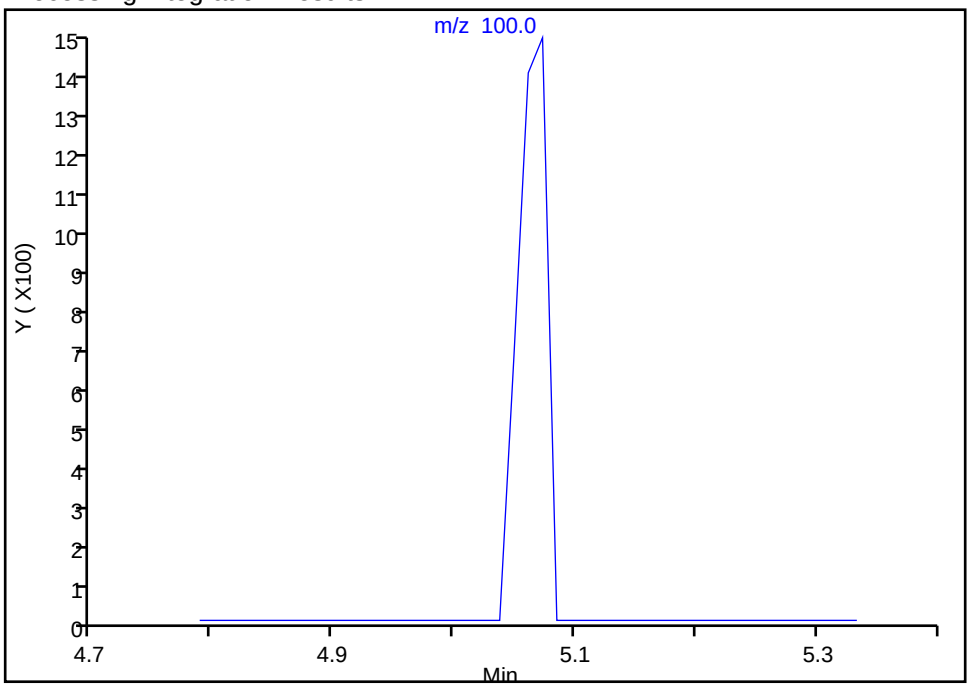

Manual Integration Results

RT: 5.07
Area: 2423
Amount: 1.757888
Amount Units: ug/l

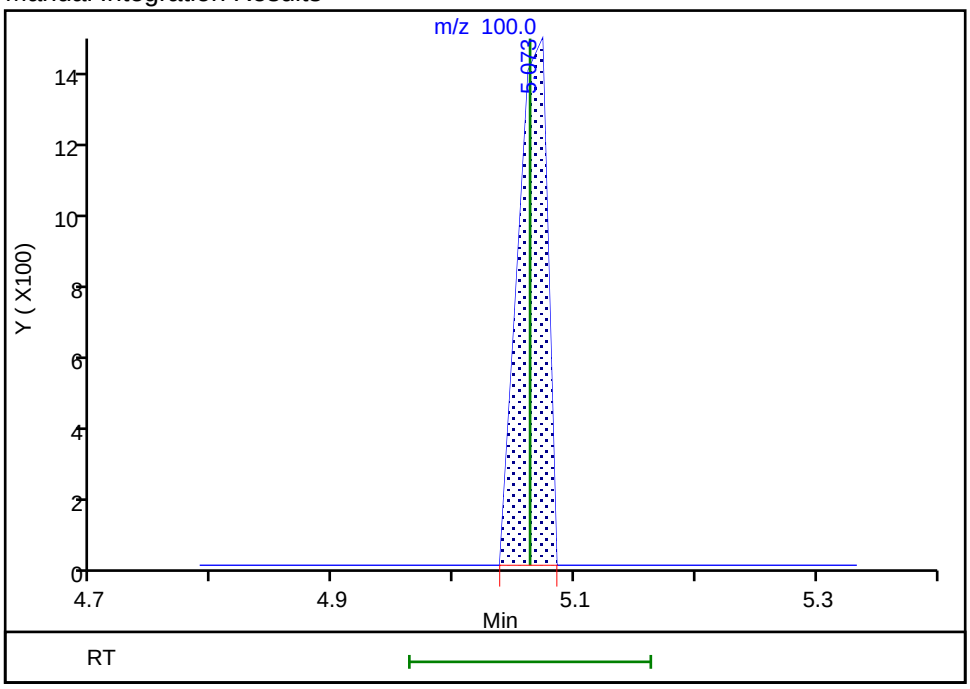

Reviewer: latat, 05-Nov-2019 01:58:00
Audit Action: Assigned Compound ID Audit Reason: Peak assignment corrected

Manual Integration/User Assign Peak Report

Eurofins TestAmerica, Canton

Data File: \\chromna\Canton\ChromData\A3UX8\20191104-92755.b\UX87327.D
Injection Date: 04-Nov-2019 04:36:30 Instrument ID: A3UX8
Lims ID: STD8260 L2
Client ID:
Operator ID: 402279 ALS Bottle#: 9 Worklist Smp#: 10
Purge Vol: 5.000 mL Dil. Factor: 1.0000
Method: 8260_8 Limit Group: MSV 8260B ICAL
Column: DB-624 (0.18 mm) Detector MS SCAN

67 2-Chloroethyl vinyl ether, CAS: 110-75-8

Signal: 1

Not Detected
Expected RT: 5.97

Processing Integration Results

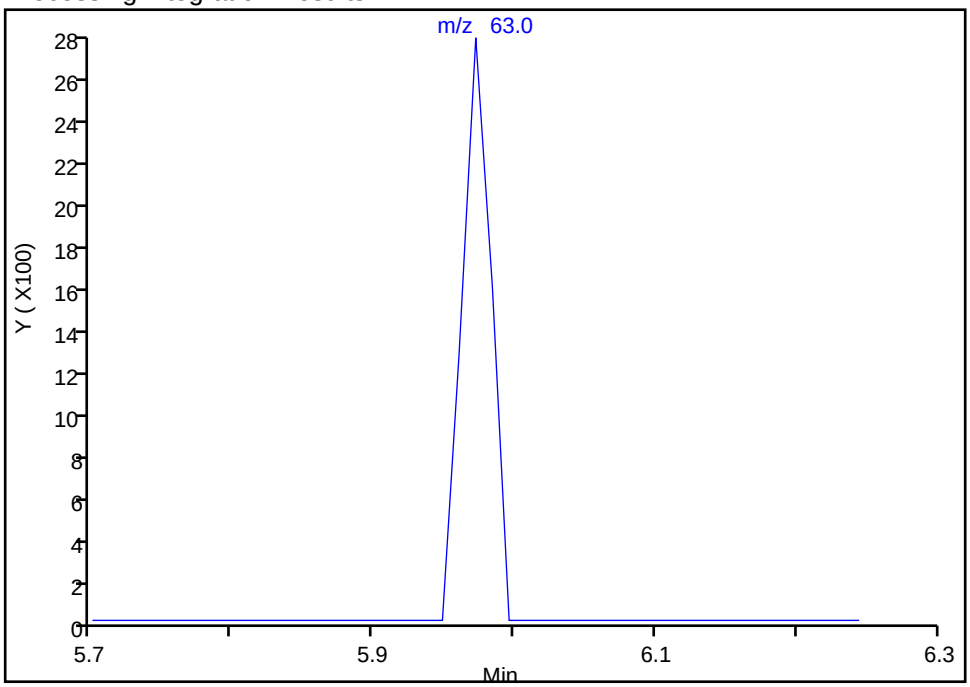

Manual Integration Results

RT: 5.97
Area: 3972
Amount: 3.709600
Amount Units: ug/l

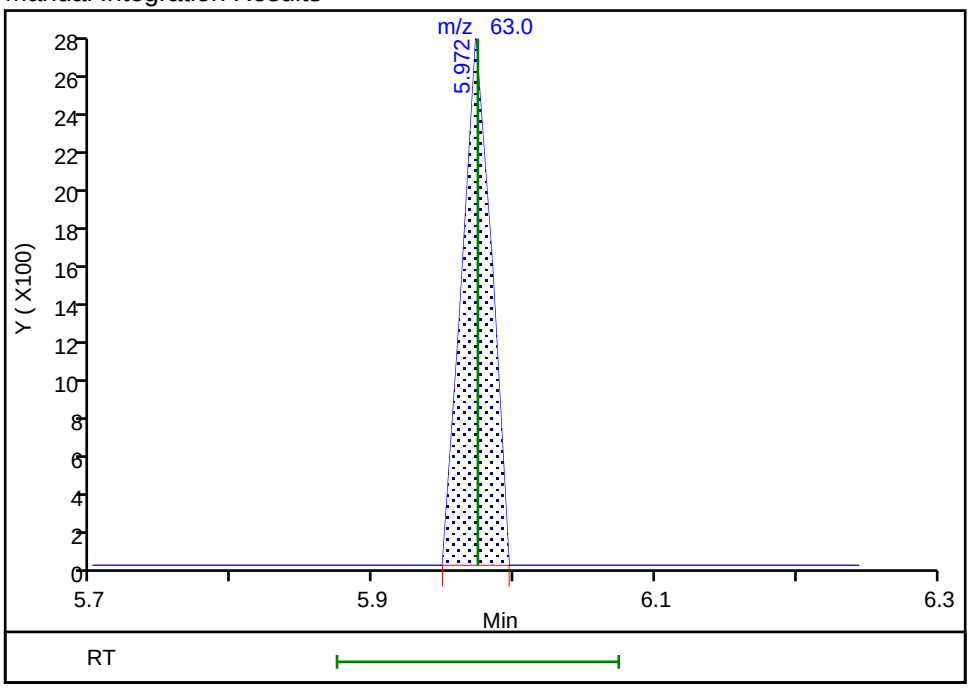

Reviewer: latat, 05-Nov-2019 01:58:20
Audit Action: Assigned Compound ID Audit Reason: Peak assignment corrected

Manual Integration/User Assign Peak Report

Eurofins TestAmerica, Canton

Data File: \\chromna\Canton\ChromData\A3UX8\20191104-92755.b\UX87327.D
Injection Date: 04-Nov-2019 04:36:30 Instrument ID: A3UX8
Lims ID: STD8260 L2
Client ID:
Operator ID: 402279 ALS Bottle#: 9 Worklist Smp#: 10
Purge Vol: 5.000 mL Dil. Factor: 1.0000
Method: 8260_8 Limit Group: MSV 8260B ICAL
Column: DB-624 (0.18 mm) Detector MS SCAN

80 Ethylene Dibromide, CAS: 106-93-4

Signal: 1

Not Detected
Expected RT: 7.19

Processing Integration Results

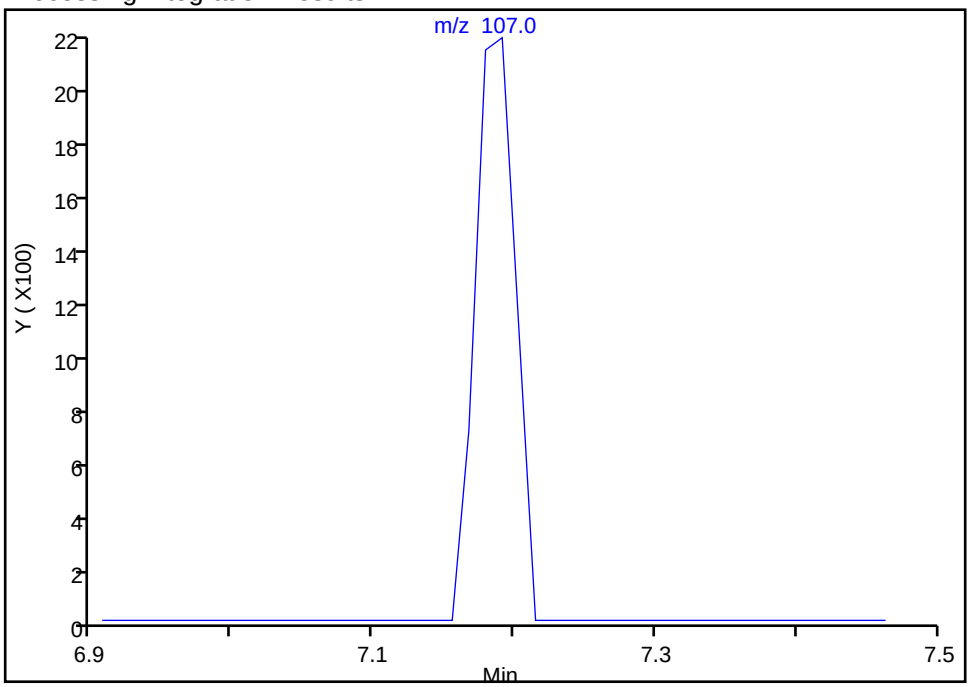

Manual Integration Results

RT: 7.19
Area: 4250
Amount: 1.749136
Amount Units: ug/l

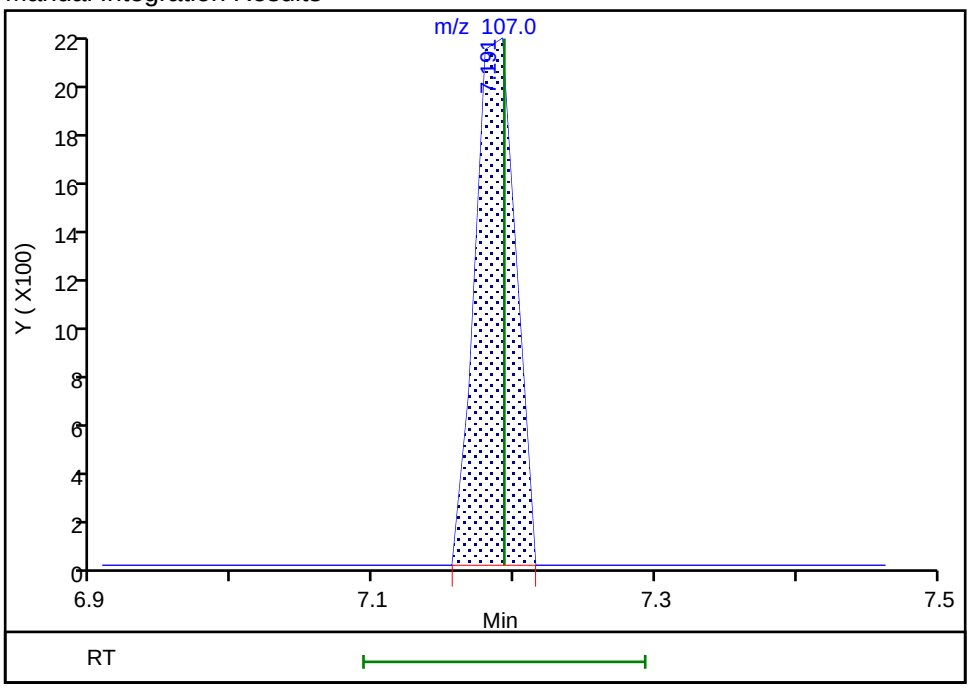

Reviewer: latat, 05-Nov-2019 01:58:27
Audit Action: Assigned Compound ID Audit Reason: Peak assignment corrected

Eurofins TestAmerica, Canton
Target Compound Quantitation Report

Data File: \\chromna\Canton\ChromData\A3UX8\20191104-92755.b\UX87328.D
Lims ID: STD8260 L1
Client ID:
Sample Type: IC Calib Level: 1
Inject. Date: 04-Nov-2019 05:00:30 ALS Bottle#: 10 Worklist Smp#: 11
Purge Vol: 5.000 mL Dil. Factor: 1.0000
Sample Info: 240-0092755-011
Operator ID: 402279 Instrument ID: A3UX8
Sublist: chrom-8260_8*sub64

Method: \\chromna\Canton\ChromData\A3UX8\20191104-92755.b\8260_8.m
Limit Group: MSV 8260B ICAL
Last Update: 06-Nov-2019 03:20:12 Calib Date: 04-Nov-2019 05:00:30
Integrator: RTE ID Type: Deconvolution ID
Quant Method: Internal Standard Quant By: Initial Calibration
Last ICal File: \\chromna\Canton\ChromData\A3UX8\20191104-92755.b\UX87328.D

Column 1 : DB-624 (0.18 mm) Det: MS SCAN
Process Host: CTX0304

First Level Reviewer: latat Date: 05-Nov-2019 01:21:00

Compound	Sig	RT (min.)	Exp RT (min.)	Dlt RT (min.)	Q	Response	Cal Amt ug/l	OnCol Amt ug/l	Flags
* 1 Fluorobenzene	96	5.088	5.086	0.002	100	775232	50.0	50.0	
* 2 Chlorobenzene-d5	117	7.597	7.595	0.002	98	528057	50.0	50.0	
* 3 1,4-Dichlorobenzene-d4	152	9.786	9.784	0.002	98	270497	50.0	50.0	
$ 4 Dibromofluoromethane (Surr	113	4.556	4.554	0.002	87	5831	1.00	1.57	
$ 5 1,2-Dichloroethane-d4 (Sur	65	4.816	4.826	-0.010	90	6446	1.00	0.6205	a
$ 6 Toluene-d8 (Surr)	98	6.342	6.341	0.001	94	25577	1.00	1.61	
$ 7 4-Bromofluorobenzene (Surr	95	8.674	8.672	0.002	86	11053	1.00	0.7582	
9 Dichlorodifluoromethane	85	1.562	1.560	0.002	94	4849	1.00	0.8718	
10 Chloromethane	50	1.728	1.726	0.002	96	6320	1.00	0.9452	
11 Vinyl chloride	62	1.846	1.844	0.002	22	5019	1.00	1.03	
12 Butadiene	54	1.870	1.868	0.002	0	5813	1.00	1.01	
13 Bromomethane	94	2.142	2.140	0.002	77	3050	1.00	0.5875	
14 Chloroethane	64	2.237	2.235	0.001	83	2531	1.00	0.9139	a
15 Dichlorofluoromethane	67	2.402	2.400	0.002	95	5936	1.00	0.9823	
16 Trichlorofluoromethane	101	2.449	2.460	-0.011	92	5737	1.00	0.9887	
17 Ethyl ether	59	2.698	2.696	0.002	90	4205	1.00	1.20	
18 Acrolein	56	2.793	2.791	0.002	89	2510	5.00	4.77	
19 1,1-Dichloroethene	96	2.875	2.874	0.001	95	4805	1.00	1.16	
20 1,1,2-Trichloro-1,2,2-trif	151	2.887	2.886	0.001	87	3833	1.00	1.10	
21 Acetone	43	2.923	2.921	0.002	98	5170	2.00	1.29	
23 Iodomethane	142	3.006	3.004	0.002	96	8467	1.00	1.21	
24 Carbon disulfide	76	3.065	3.063	0.002	99	12267	1.00	0.9885	
26 3-Chloro-1-propene	76	3.159	3.158	0.001	88	2285	1.00	0.9425	
27 Methyl acetate	43	3.171	3.170	0.001	97	5747	2.00	2.24	
28 Methylene Chloride	84	3.254	3.252	0.002	92	5340	1.00	1.17	
29 2-Methyl-2-propanol	59	3.337	3.335	0.002	92	2691	10.0	11.4	
30 Acrylonitrile	53	3.432	3.430	0.002	98	13195	10.0	11.3	
31 trans-1,2-Dichloroethene	96	3.467	3.465	0.002	93	4899	1.00	1.03	
32 Methyl tert-butyl ether	73	3.467	3.477	-0.010	94	9522	1.00	1.08	
33 Hexane	86	3.668	3.678	-0.010	84	1169	1.00	0.8627	
34 1,1-Dichloroethane	63	3.775	3.773	0.002	92	8839	1.00	1.02	

Compound	Sig	RT (min.)	Exp RT (min.)	Dlt RT (min.)	Q	Response	Cal Amt ug/l	OnCol Amt ug/l	Flags
35 Vinyl acetate	43	3.798	3.809	-0.011	92	5977	1.00	0.8772	
39 cis-1,2-Dichloroethene	96	4.213	4.211	0.002	84	5893	1.00	1.17	
40 2-Butanone (MEK)	43		4.211				ND	ND	
41 2,2-Dichloropropane	77		4.211				ND	ND	
45 Chlorobromomethane	128	4.390	4.388	0.002	92	1943	1.00	0.99	
47 Chloroform	83	4.437	4.436	0.001	95	8635	1.00	1.11	
46 Tetrahydrofuran	42		4.436				ND	ND	
48 1,1,1-Trichloroethane	97	4.603	4.601	0.002	93	5801	1.00	0.9170	
49 Cyclohexane	56	4.650	4.649	0.001	96	10391	1.00	1.03	
50 1,1-Dichloropropene	75	4.721	4.720	0.001	89	7046	1.00	1.07	
51 Carbon tetrachloride	117	4.733	4.731	0.002	93	5338	1.00	0.9698	
52 Isobutyl alcohol	41	4.757	4.767	-0.010	32	2155	25.0	19.5	a
53 1,2-Dichloroethane	62	4.875	4.873	0.002	53	5297	1.00	0.9822	
54 Benzene	78	4.875	4.885	-0.010	97	23094	1.00	1.19	
56 n-Heptane	100	5.065	5.063	0.002	87	1215	1.00	0.8669	
58 Trichloroethene	130	5.372	5.370	0.002	88	5604	1.00	1.15	
60 Methylcyclohexane	83	5.538	5.536	0.002	87	9120	1.00	1.03	
61 1,2-Dichloropropane	63	5.538	5.548	-0.010	61	4587	1.00	1.05	
63 Dibromomethane	93	5.633	5.631	0.002	78	1274	1.00	0.7254	
64 1,4-Dioxane	88		5.643				ND	ND	Ua
65 Dichlorobromomethane	83	5.751	5.749	0.002	91	4009	1.00	0.8949	
67 2-Chloroethyl vinyl ether	63	5.976	5.974	0.002	72	1888	2.00	1.73	a
68 cis-1,3-Dichloropropene	75	6.106	6.116	-0.010	84	3584	1.00	0.7289	
69 4-Methyl-2-pentanone (MIBK	43	6.224	6.234	-0.010	91	5573	2.00	1.87	
70 Toluene	91	6.402	6.400	0.002	98	19706	1.00	1.04	
71 trans-1,3-Dichloropropene	75	6.555	6.566	-0.011	89	2773	1.00	0.7003	
72 Ethyl methacrylate	69	6.626	6.625	0.001	87	2660	1.00	0.8231	
73 1,1,2-Trichloroethane	97	6.721	6.719	0.002	83	3249	1.00	1.17	
75 Tetrachloroethene	164	6.875	6.873	0.002	93	4080	1.00	1.08	
74 1,3-Dichloropropane	76	6.875	6.873	0.002	91	5373	1.00	1.09	
76 2-Hexanone	43	6.934	6.932	0.002	91	3082	2.00	1.59	
78 Chlorodibromomethane	129	7.076	7.074	0.002	75	2124	1.00	0.8657	
80 Ethylene Dibromide	107	7.183	7.193	-0.010	96	2694	1.00	1.10	a
82 Chlorobenzene	112	7.620	7.619	0.001	95	13349	1.00	1.13	
83 1,1,1,2-Tetrachloroethane	131	7.691	7.690	0.001	83	3433	1.00	0.9765	
84 Ethylbenzene	106	7.715	7.713	0.002	98	5632	1.00	0.8849	
85 m-Xylene & p-Xylene	106	7.822	7.820	0.002	96	8730	1.00	1.08	
86 o-Xylene	106	8.188	8.187	0.001	86	7671	1.00	0.99	
87 Styrene	104	8.188	8.199	-0.010	83	10964	1.00	0.9370	
88 Bromoform	173	8.366	8.364	0.002	1	822	1.00	0.6396	a
89 Isopropylbenzene	105	8.532	8.530	0.002	94	20495	1.00	0.9873	
92 1,1,2,2-Tetrachloroethane	83	8.780	8.790	-0.010	1	3119	1.00	1.03	
93 Bromobenzene	156	8.827	8.826	0.001	94	5290	1.00	1.14	
95 trans-1,4-Dichloro-2-buten	53		8.837				ND	ND	
94 1,2,3-Trichloropropane	110	8.839	8.837	0.002	51	1062	1.00	1.11	
96 N-Propylbenzene	120	8.922	8.920	0.002	99	5318	1.00	0.9134	
97 2-Chlorotoluene	126	9.005	9.003	0.002	95	5325	1.00	1.10	
98 1,3,5-Trimethylbenzene	105	9.076	9.086	-0.010	91	15313	1.00	0.8835	
99 4-Chlorotoluene	126	9.100	9.110	-0.010	96	5116	1.00	1.03	
100 tert-Butylbenzene	119	9.395	9.405	-0.010	93	14945	1.00	0.9437	
102 1,2,4-Trimethylbenzene	105	9.443	9.441	0.002	95	15677	1.00	0.8933	
103 sec-Butylbenzene	105	9.608	9.607	0.001	93	22764	1.00	0.9659	

Compound	Sig	RT (min.)	Exp RT (min.)	Dlt RT (min.)	Q	Response	Cal Amt ug/l	OnCol Amt ug/l	Flags
104 1,3-Dichlorobenzene	146	9.727	9.725	0.002	95	12328	1.00	1.23	
105 4-Isopropyltoluene	119	9.750	9.749	0.001	94	17052	1.00	0.8837	
106 1,4-Dichlorobenzene	146	9.809	9.808	0.001	92	13380	1.00	1.37	
109 n-Butylbenzene	91	10.153	10.151	0.002	96	17879	1.00	1.01	
110 1,2-Dichlorobenzene	146	10.176	10.175	0.001	95	12262	1.00	1.37	
111 1,2-Dibromo-3-Chloropropan	157		10.932				ND	ND	
113 1,2,4-Trichlorobenzene	180	11.762	11.760	0.002	91	7207	1.00	1.33	
114 Hexachlorobutadiene	225	11.939	11.938	0.001	86	4132	1.00	0.3464	a
115 Naphthalene	128	12.010	12.009	0.001	92	13773	1.00	1.32	
116 1,2,3-Trichlorobenzene	180	12.259	12.257	0.002	94	7975	1.00	0.4672	
S 126 1,2-Dichloroethene, Total	96				0			2.20	
S 127 1,3-Dichloropropene, Total	75				0			1.43	
S 128 Xylenes, Total	106				0		2.00	2.08	
S 157 Total BTEX	1				0		5.00	5.19	
S 129 Trihalomethanes, Total	1				0		4.00	3.51	

QC Flag Legend

Processing Flags

ND - Not Detected or Marked ND

Review Flags

U - Marked Undetected

a - User Assigned ID

Reagents:

VMAROLISTDW_00319	Amount Added:	0.10	Units: uL
VMRGAS_00314	Amount Added:	0.10	Units: uL
vm50ss_00378	Amount Added:	0.10	Units: uL
VMRPRIMW_00359	Amount Added:	0.10	Units: uL
VM568718_00016	Amount Added:	1.00	Units: uL

Report Date: 06-Nov-2019 03:20:13 Chrom Revision: 2.3 09-Oct-2019 11:13:36

Eurofins TestAmerica, Canton

Data File: \\chromna\Canton\ChromData\A3UX8\20191104-92755.b\UX87328.D

Injection Date:	04-Nov-2019 05:00:30	Instrument ID:	A3UX8	Operator ID:	402279
Lims ID:	STD8260 L1			Worklist Smp#:	11
Client ID:					
Purge Vol:	5.000 mL	Dil. Factor:	1.0000	ALS Bottle#:	10
Method:	8260_8	Limit Group:	MSV 8260B ICAL		

Column: DB-624 (0.18 mm)

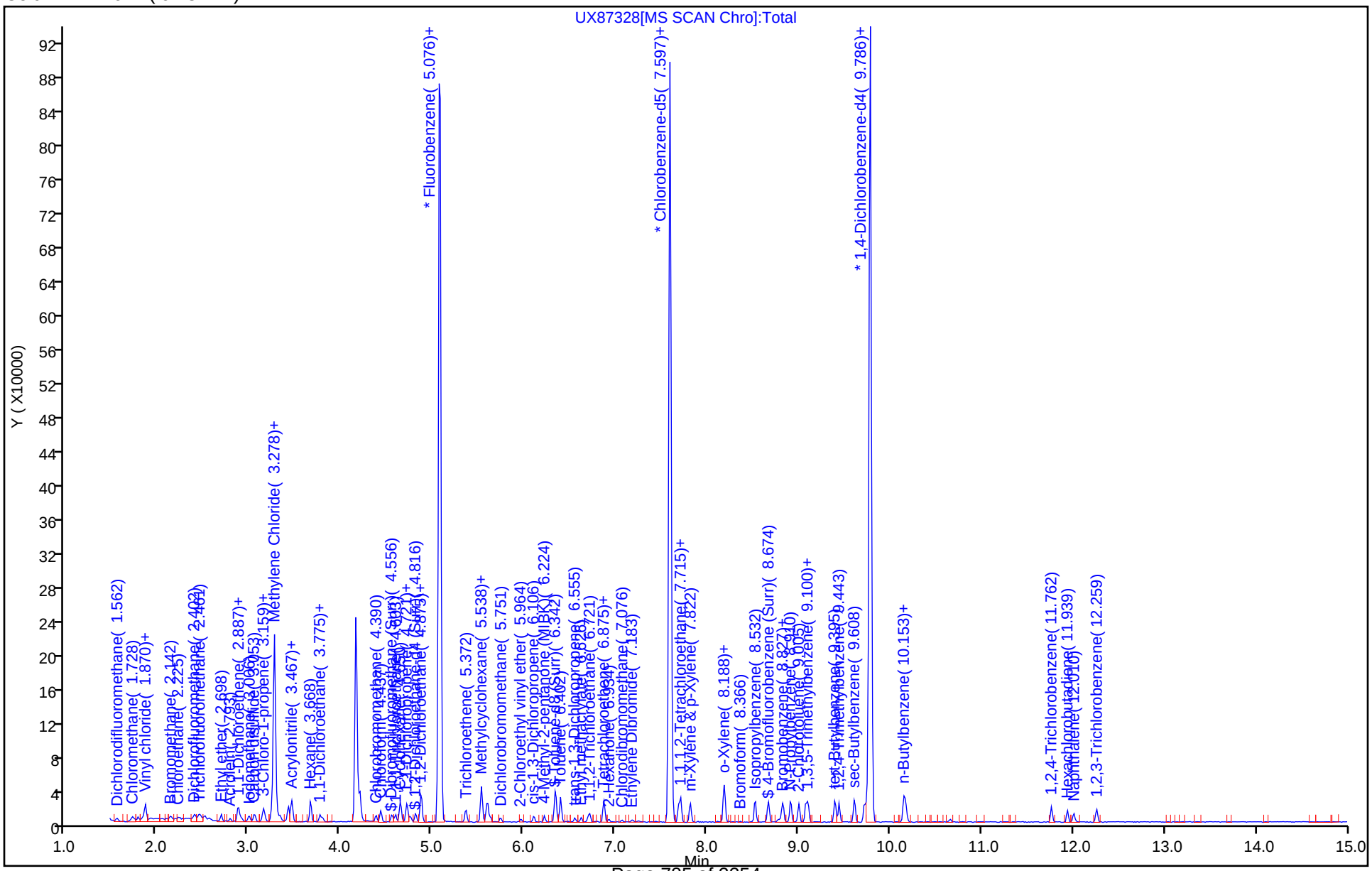

Manual Integration/User Assign Peak Report

Eurofins TestAmerica, Canton

Data File: \\chromna\Canton\ChromData\A3UX8\20191104-92755.b\UX87328.D
Injection Date: 04-Nov-2019 05:00:30 Instrument ID: A3UX8
Lims ID: STD8260 L1
Client ID:
Operator ID: 402279 ALS Bottle#: 10 Worklist Smp#: 11
Purge Vol: 5.000 mL Dil. Factor: 1.0000
Method: 8260_8 Limit Group: MSV 8260B ICAL
Column: DB-624 (0.18 mm) Detector MS SCAN

14 Chloroethane, CAS: 75-00-3

Signal: 1

Not Detected
Expected RT: 2.23

Processing Integration Results

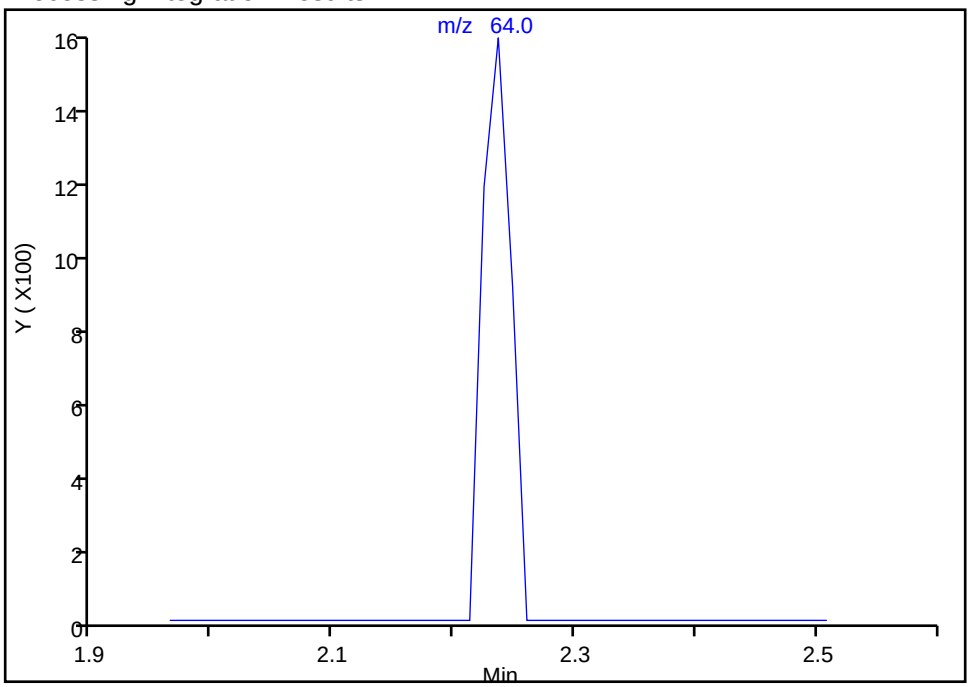

Manual Integration Results

RT: 2.24
Area: 2531
Amount: 0.913877
Amount Units: ug/l

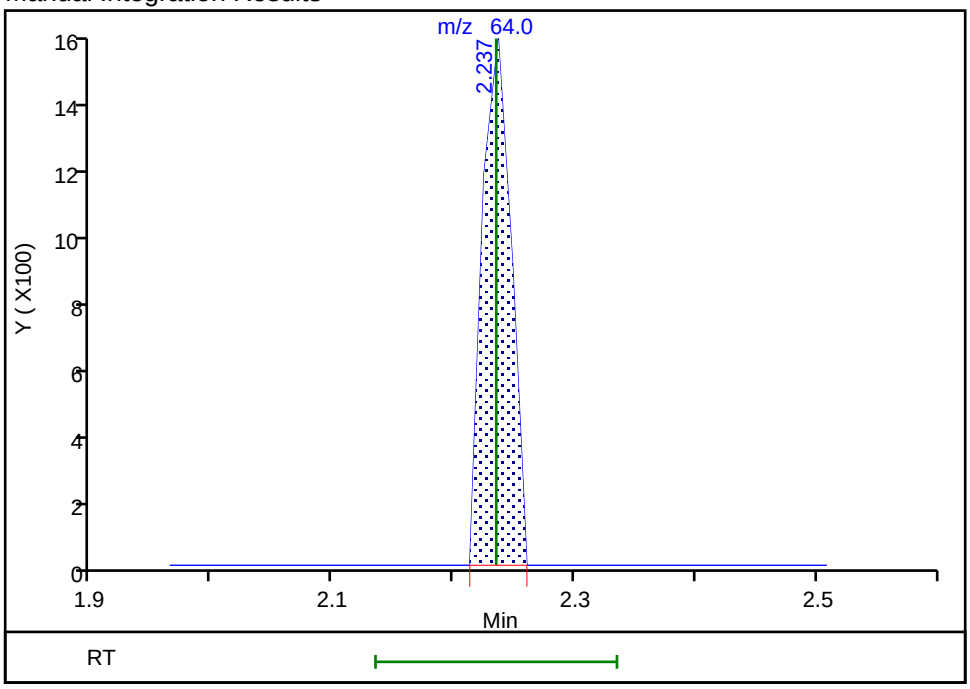

Reviewer: latat, 05-Nov-2019 01:59:38
Audit Action: Assigned Compound ID Audit Reason: Peak assignment corrected

Manual Integration/User Assign Peak Report

Eurofins TestAmerica, Canton

Data File: \\chromna\Canton\ChromData\A3UX8\20191104-92755.b\UX87328.D
Injection Date: 04-Nov-2019 05:00:30 Instrument ID: A3UX8
Lims ID: STD8260 L1
Client ID:
Operator ID: 402279 ALS Bottle#: 10 Worklist Smp#: 11
Purge Vol: 5.000 mL Dil. Factor: 1.0000
Method: 8260_8 Limit Group: MSV 8260B ICAL
Column: DB-624 (0.18 mm) Detector MS SCAN

52 Isobutyl alcohol, CAS: 78-83-1

Signal: 1

Not Detected
Expected RT: 4.77

Processing Integration Results

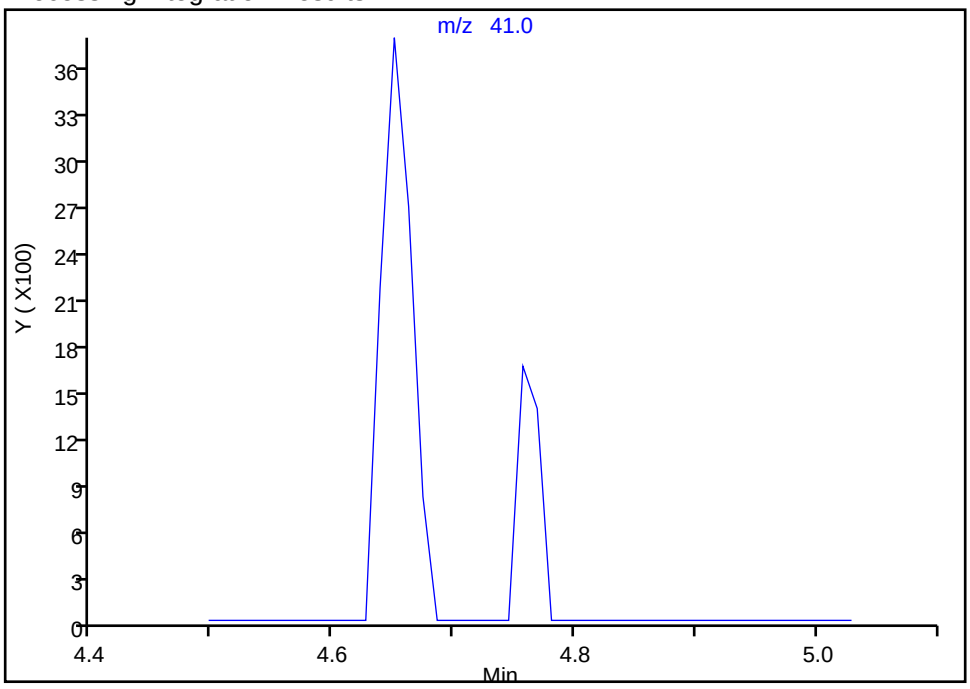

Manual Integration Results

RT: 4.76
Area: 2155
Amount: 19.530708
Amount Units: ug/l

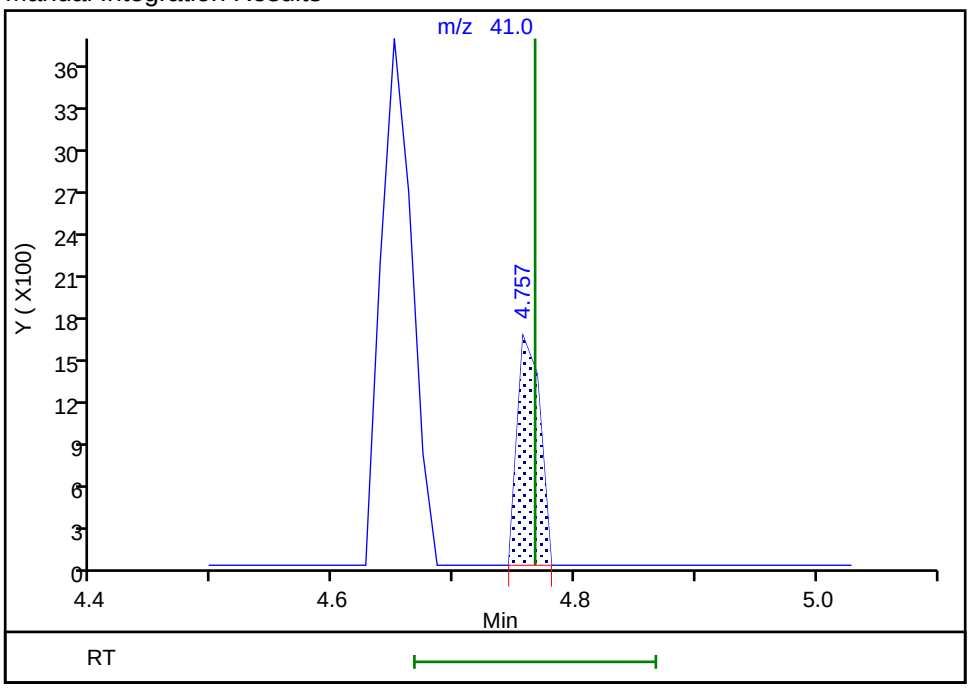

Reviewer: latat, 05-Nov-2019 01:59:59
Audit Action: Assigned Compound ID Audit Reason: Peak assignment corrected

Manual Integration/User Assign Peak Report

Eurofins TestAmerica, Canton

Data File: \\chromna\Canton\ChromData\A3UX8\20191104-92755.b\UX87328.D
Injection Date: 04-Nov-2019 05:00:30 Instrument ID: A3UX8
Lims ID: STD8260 L1
Client ID:
Operator ID: 402279 ALS Bottle#: 10 Worklist Smp#: 11
Purge Vol: 5.000 mL Dil. Factor: 1.0000
Method: 8260_8 Limit Group: MSV 8260B ICAL
Column: DB-624 (0.18 mm) Detector MS SCAN

$ 5 1,2-Dichloroethane-d4 (Surr), CAS: 17060-07-0

Signal: 1

Processing Integration Results

Not Detected
Expected RT: 4.83

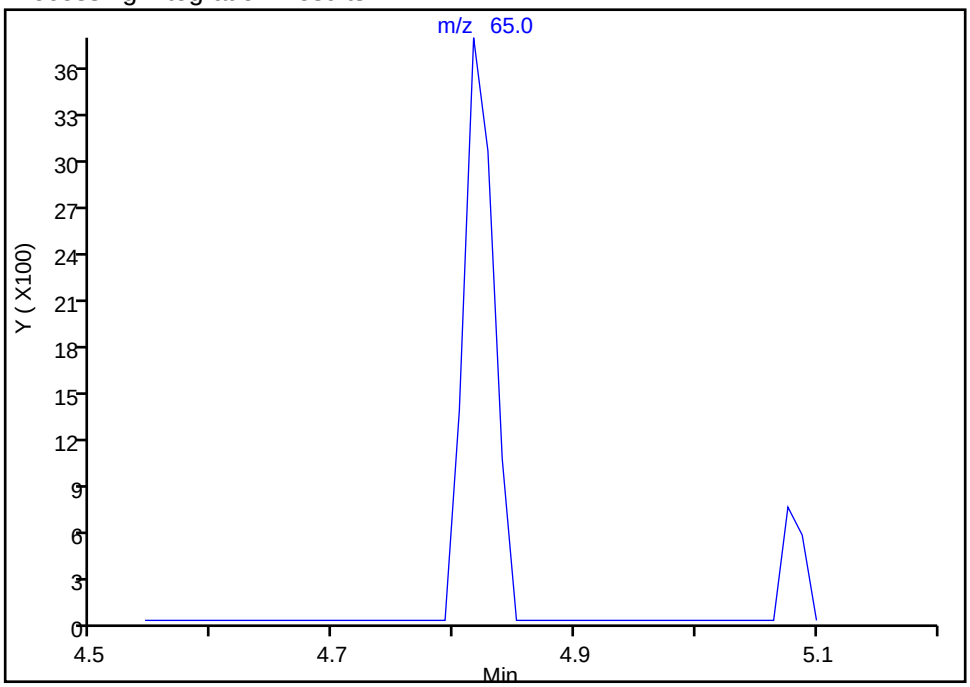

Manual Integration Results

RT: 4.82
Area: 6446
Amount: 0.620505
Amount Units: ug/l

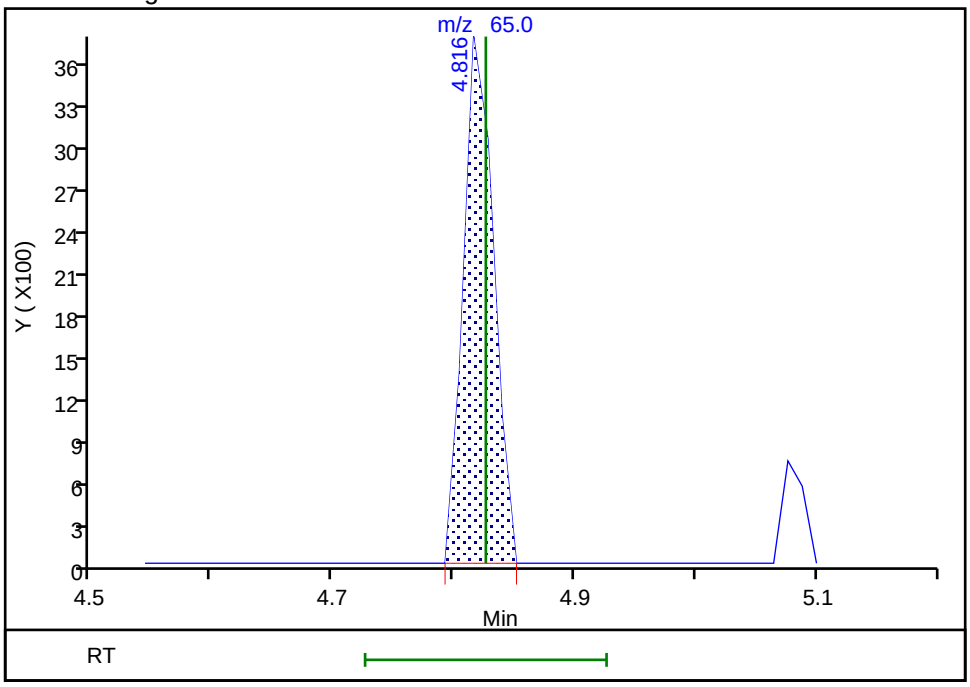

Reviewer: latat, 05-Nov-2019 01:59:31
Audit Action: Assigned Compound ID Audit Reason: Peak assignment corrected

Manual Integration/User Assign Peak Report

Eurofins TestAmerica, Canton

Data File: \\chromna\Canton\ChromData\A3UX8\20191104-92755.b\UX87328.D
Injection Date: 04-Nov-2019 05:00:30 Instrument ID: A3UX8
Lims ID: STD8260 L1
Client ID:
Operator ID: 402279 ALS Bottle#: 10 Worklist Smp#: 11
Purge Vol: 5.000 mL Dil. Factor: 1.0000
Method: 8260_8 Limit Group: MSV 8260B ICAL
Column: DB-624 (0.18 mm) Detector MS SCAN

67 2-Chloroethyl vinyl ether, CAS: 110-75-8

Signal: 1

Not Detected
Expected RT: 5.97

Processing Integration Results

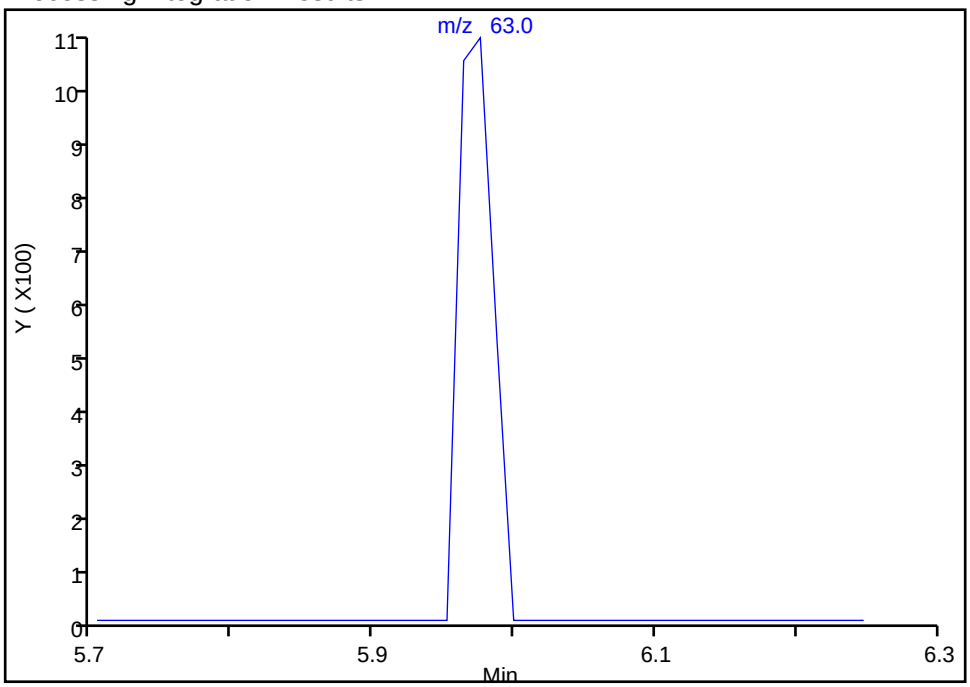

Manual Integration Results

RT: 5.98
Area: 1888
Amount: 1.734192
Amount Units: ug/l

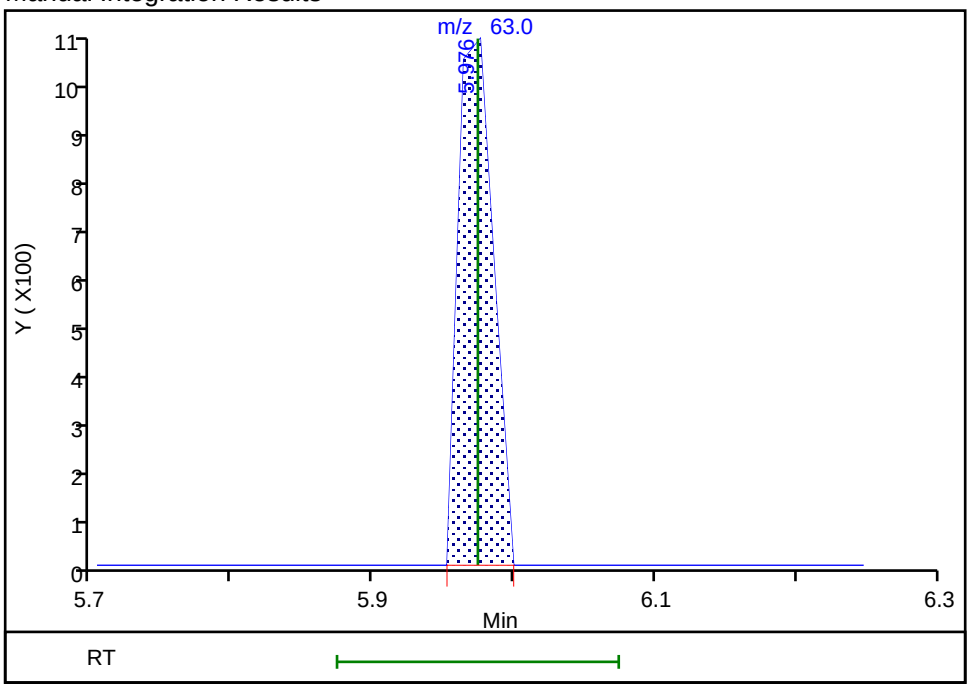

Reviewer: latat, 05-Nov-2019 02:00:19
Audit Action: Assigned Compound ID Audit Reason: Peak assignment corrected

Manual Integration/User Assign Peak Report

Eurofins TestAmerica, Canton

Data File: \\chromna\Canton\ChromData\A3UX8\20191104-92755.b\UX87328.D
Injection Date: 04-Nov-2019 05:00:30 Instrument ID: A3UX8
Lims ID: STD8260 L1
Client ID:
Operator ID: 402279 ALS Bottle#: 10 Worklist Smp#: 11
Purge Vol: 5.000 mL Dil. Factor: 1.0000
Method: 8260_8 Limit Group: MSV 8260B ICAL
Column: DB-624 (0.18 mm) Detector MS SCAN

80 Ethylene Dibromide, CAS: 106-93-4

Signal: 1

Not Detected
Expected RT: 7.19

Processing Integration Results

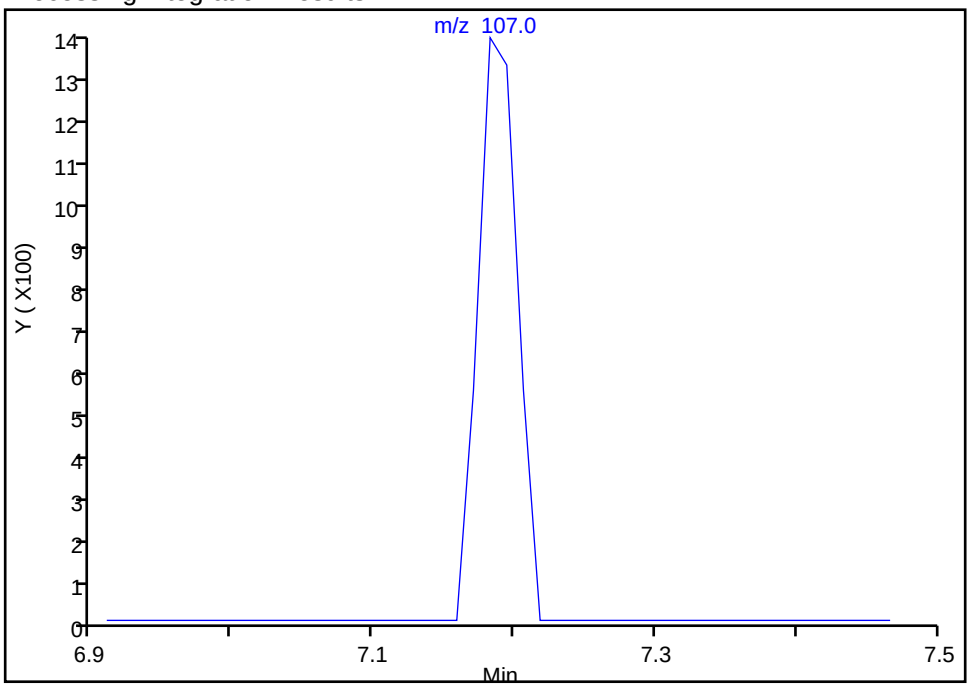

Manual Integration Results

RT: 7.18
Area: 2694
Amount: 1.100274
Amount Units: ug/l

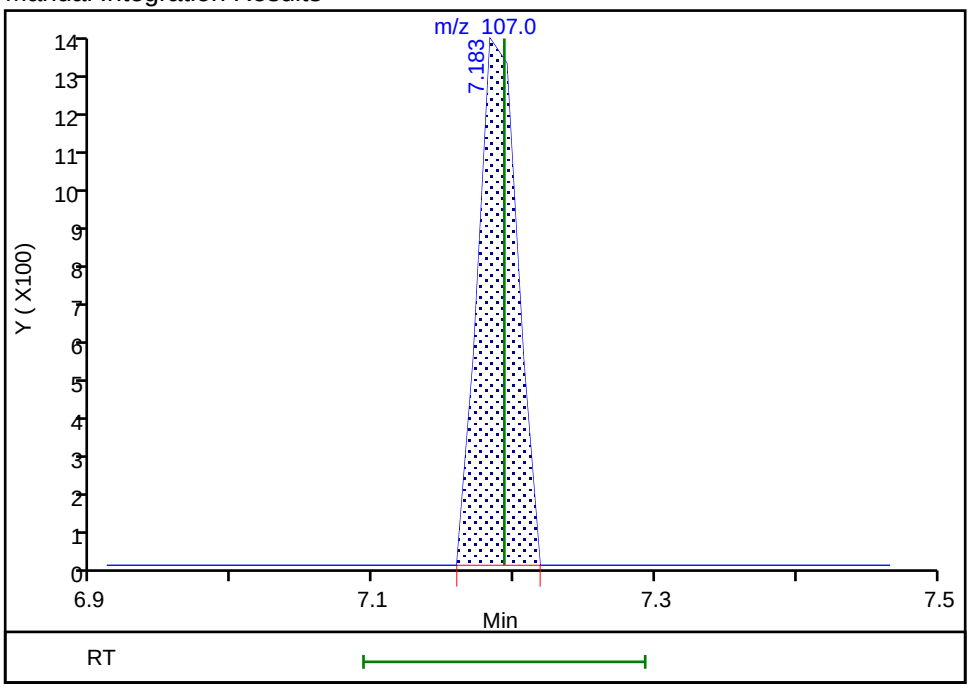

Reviewer: latat, 05-Nov-2019 02:00:32
Audit Action: Assigned Compound ID Audit Reason: Peak assignment corrected

Manual Integration/User Assign Peak Report

Eurofins TestAmerica, Canton

Data File: \\chromna\Canton\ChromData\A3UX8\20191104-92755.b\UX87328.D
Injection Date: 04-Nov-2019 05:00:30 Instrument ID: A3UX8
Lims ID: STD8260 L1
Client ID:
Operator ID: 402279 ALS Bottle#: 10 Worklist Smp#: 11
Purge Vol: 5.000 mL Dil. Factor: 1.0000
Method: 8260_8 Limit Group: MSV 8260B ICAL
Column: DB-624 (0.18 mm) Detector MS SCAN

88 Bromoform, CAS: 75-25-2

Signal: 1

Not Detected
Expected RT: 8.36

Processing Integration Results

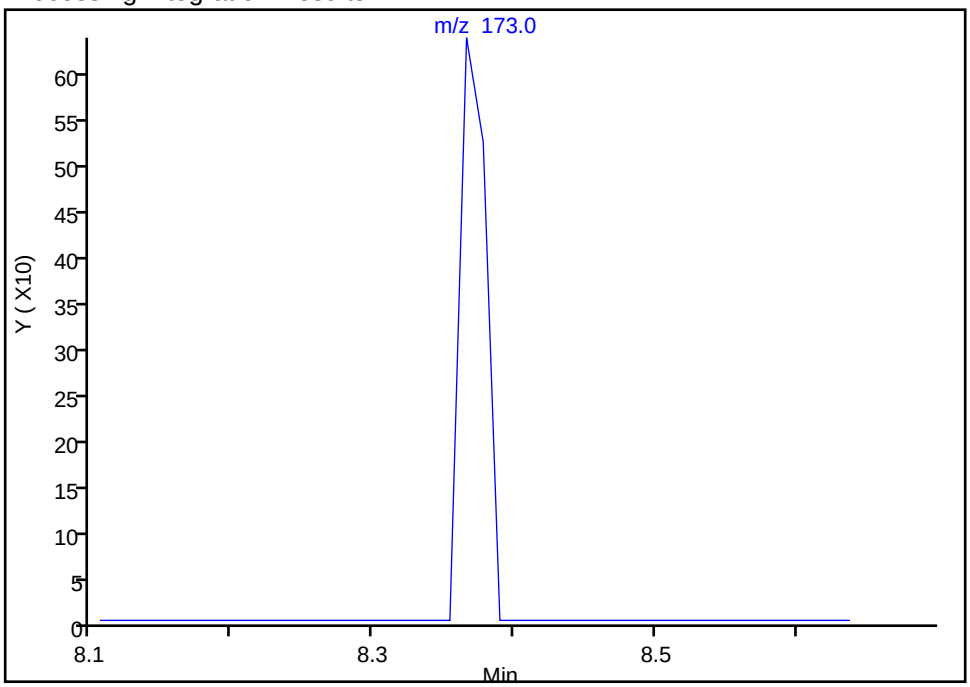

Manual Integration Results

RT: 8.37
Area: 822
Amount: 0.639636
Amount Units: ug/l

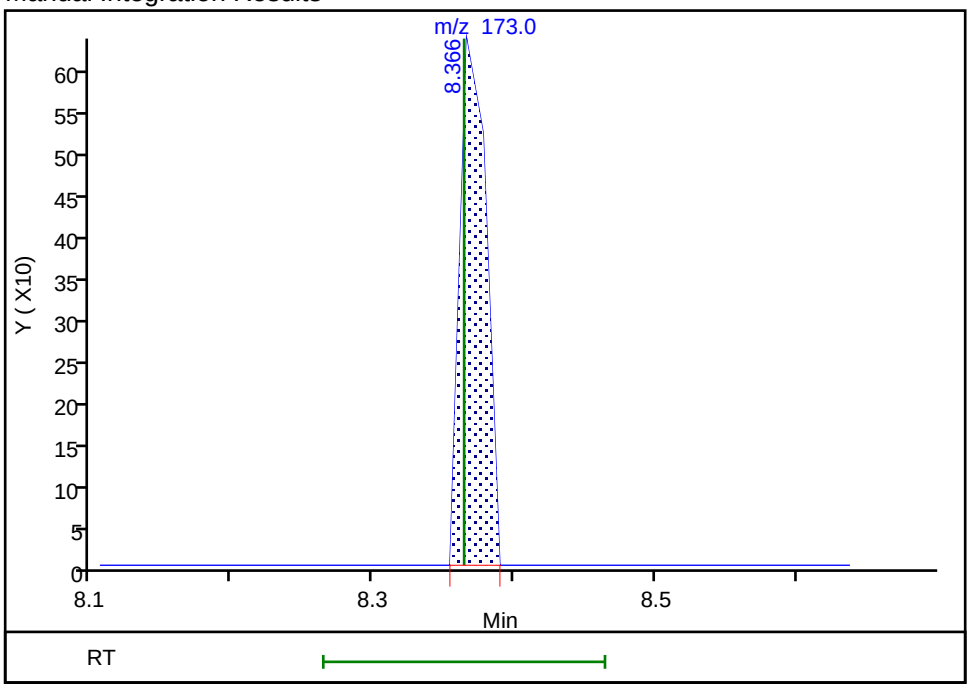

Reviewer: latat, 05-Nov-2019 02:00:49
Audit Action: Assigned Compound ID Audit Reason: Peak assignment corrected

Manual Integration/User Assign Peak Report

Eurofins TestAmerica, Canton

Data File: \\chromna\Canton\ChromData\A3UX8\20191104-92755.b\UX87328.D
Injection Date: 04-Nov-2019 05:00:30 Instrument ID: A3UX8
Lims ID: STD8260 L1
Client ID:
Operator ID: 402279 ALS Bottle#: 10 Worklist Smp#: 11
Purge Vol: 5.000 mL Dil. Factor: 1.0000
Method: 8260_8 Limit Group: MSV 8260B ICAL
Column: DB-624 (0.18 mm) Detector MS SCAN

114 Hexachlorobutadiene, CAS: 87-68-3

Signal: 1

Not Detected
Expected RT: 11.94

Processing Integration Results

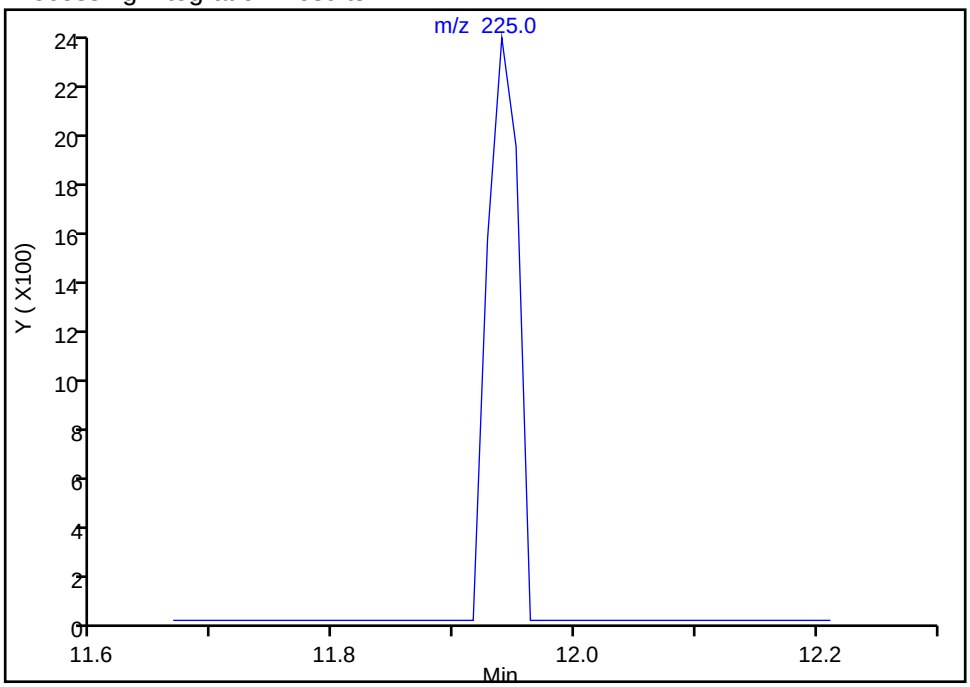

Manual Integration Results

RT: 11.94
Area: 4132
Amount: 0.346368
Amount Units: ug/l

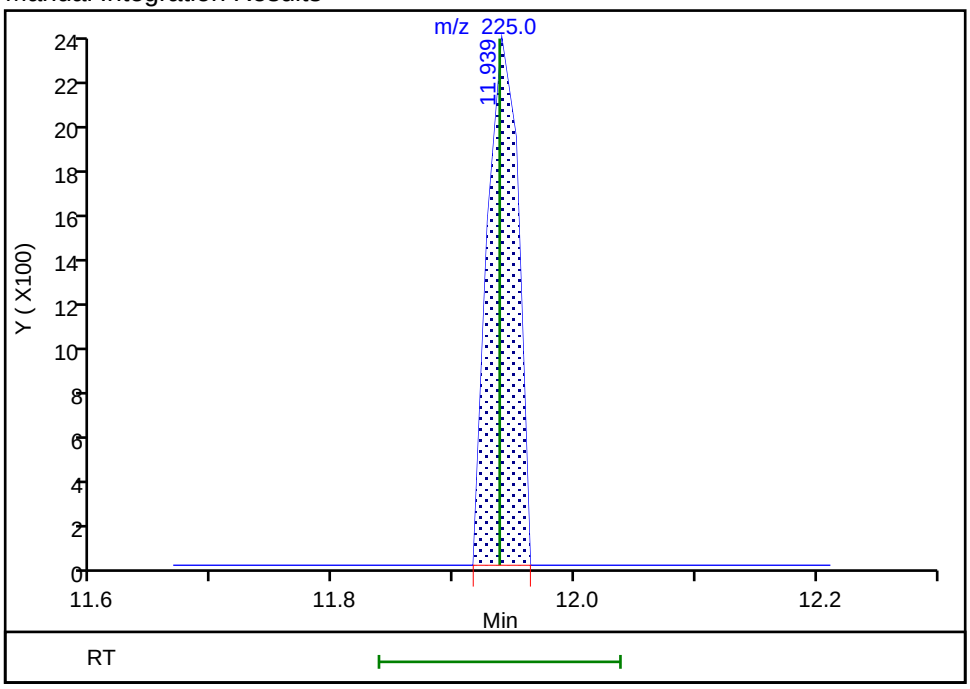

Reviewer: latat, 05-Nov-2019 02:01:04
Audit Action: Assigned Compound ID Audit Reason: Peak assignment corrected

FORM VII
GC/MS VOA CONTINUING CALIBRATION DATA

Lab Name: Eurofins TestAmerica, Canton Job No.: 240-124062-1

SDG No.:

Lab Sample ID: ICV 240-385628/9 Calibration Date: 06/11/2019 20:24

Instrument ID: A3UX17 Calib Start Date: 06/11/2019 17:37

GC Column: DB-624 ID: 0.18(mm) Calib End Date: 06/11/2019 20:00

Lab File ID: UXR8417.D Conc. Units: ng/uL Heated Purge: (Y/N) N

ANALYTE	CURVE TYPE	AVE RRF	RRF	MIN RRF	CALC AMOUNT	SPIKE AMOUNT	%D	MAX %D
Dichlorodifluoromethane	Ave	0.3495	0.3547		0.0102	0.0100	1.5	50.0
Chloromethane	Ave	0.4031	0.4098	0.1000	0.0102	0.0100	1.6	50.0
Vinyl chloride	Ave	0.3419	0.3533		0.0103	0.0100	3.3	20.0
Butadiene	Ave	0.3797	0.3552		0.00935	0.0100	-6.5	50.0
Bromomethane	Ave	0.1934	0.1842		0.00952	0.0100	-4.8	50.0
Chloroethane	Ave	0.1967	0.1930		0.00981	0.0100	-1.9	50.0
Dichlorofluoromethane	Ave	0.4687	0.5041		0.0108	0.0100	7.5	50.0
Trichlorofluoromethane	Ave	0.4696	0.4652		0.00991	0.0100	-0.9	50.0
Ethyl ether	Ave	0.2301	0.2453		0.0107	0.0100	6.6	50.0
Acrolein	Ave	0.0364	0.0387		0.0532	0.0500	6.3	50.0
1,1-Dichloroethene	Ave	0.2456	0.2522		0.0103	0.0100	2.7	20.0
1,1,2-Trichlorotrifluoroethane	Ave	0.1824	0.1976		0.0108	0.0100	8.3	50.0
Acetone	Lin1		0.0533		0.0181	0.0200	-9.5	50.0
Iodomethane	Ave	0.3475	0.3468		0.00998	0.0100	-0.2	50.0
Carbon disulfide	Ave	0.6846	0.6942		0.0101	0.0100	1.4	50.0
3-Chloro-1-propene	Ave	0.1355	0.1403		0.0103	0.0100	3.5	50.0
Methyl acetate	Ave	0.1649	0.1605		0.0195	0.0200	-2.7	50.0
Methylene Chloride	Lin1		0.2746		0.0106	0.0100	5.8	50.0
tert-Butyl alcohol	Ave	0.0099	0.0076		0.0768	0.100	-23.2	50.0
Acrylonitrile	Ave	0.0856	0.0867		0.101	0.100	1.2	50.0
Methyl tert-butyl ether	Ave	0.5287	0.5353		0.0101	0.0100	1.2	50.0
trans-1,2-Dichloroethene	Ave	0.2569	0.2695		0.0105	0.0100	4.9	50.0
Hexane	Ave	0.0659	0.0730		0.0111	0.0100	10.7	20.0
1,1-Dichloroethane	Ave	0.4825	0.4795	0.1000	0.00994	0.0100	-0.6	50.0
Vinyl acetate	Ave	0.3658	0.4519		0.0124	0.0100	23.5	50.0
2,2-Dichloropropane	Ave	0.0500	0.0482		0.00964	0.0100	-3.6	50.0
cis-1,2-Dichloroethene	Ave	0.2826	0.2779		0.00983	0.0100	-1.7	50.0
2-Butanone (MEK)	Ave	0.0869	0.0816		0.0188	0.0200	-6.1	50.0
Bromochloromethane	Ave	0.1210	0.1198		0.00990	0.0100	-1.0	50.0
Tetrahydrofuran	Ave	0.0512	0.0507		0.0198	0.0200	-0.8	50.0
Chloroform	Ave	0.4740	0.4816		0.0102	0.0100	1.6	20.0
1,1,1-Trichloroethane	Ave	0.3469	0.3637		0.0105	0.0100	4.8	50.0
Cyclohexane	Ave	0.4794	0.5317		0.0111	0.0100	10.9	50.0
1,1-Dichloropropene	Ave	0.3468	0.3599		0.0104	0.0100	3.8	50.0
Carbon tetrachloride	Ave	0.3064	0.3238		0.0106	0.0100	5.7	50.0
Isobutyl alcohol	Qua		0.0052		0.170	0.250	-32.0	50.0
Benzene	Ave	1.091	1.084		0.00994	0.0100	-0.6	50.0
1,2-Dichloroethane	Ave	0.4067	0.4029		0.00991	0.0100	-0.9	50.0
n-Heptane	Ave	0.0617	0.0624		0.0101	0.0100	1.0	50.0
Trichloroethene	Ave	0.2668	0.2651		0.00994	0.0100	-0.6	50.0

FORM VII
GC/MS VOA CONTINUING CALIBRATION DATA

Lab Name: Eurofins TestAmerica, Canton Job No.: 240-124062-1

SDG No.:

Lab Sample ID: ICV 240-385628/9 Calibration Date: 06/11/2019 20:24

Instrument ID: A3UX17 Calib Start Date: 06/11/2019 17:37

GC Column: DB-624 ID: 0.18(mm) Calib End Date: 06/11/2019 20:00

Lab File ID: UXR8417.D Conc. Units: ng/uL Heated Purge: (Y/N) N

ANALYTE	CURVE TYPE	AVE RRF	RRF	MIN RRF	CALC AMOUNT	SPIKE AMOUNT	%D	MAX %D
Methylcyclohexane	Ave	0.3898	0.4044		0.0104	0.0100	3.7	50.0
1,2-Dichloropropane	Ave	0.2700	0.2796		0.0104	0.0100	3.5	20.0
Dibromomethane	Ave	0.1423	0.1397		0.00982	0.0100	-1.8	50.0
1,4-Dioxane	Ave	0.0023	0.0010		0.0814	0.200	-59.3*	50.0
Bromodichloromethane	Ave	0.3104	0.3197		0.0103	0.0100	3.0	50.0
2-Chloroethyl vinyl ether	Ave	0.1210	0.1163		0.00961	0.0100	-3.9	50.0
cis-1,3-Dichloropropene	Ave	0.3180	0.3442		0.0108	0.0100	8.3	50.0
4-Methyl-2-pentanone (MIBK)	Ave	0.1609	0.1778		0.0221	0.0200	10.5	50.0
Toluene	Ave	1.581	1.676		0.0106	0.0100	6.0	20.0
trans-1,3-Dichloropropene	Ave	0.3887	0.3917		0.0101	0.0100	0.8	50.0
Ethyl methacrylate	Ave	0.2983	0.3179		0.0107	0.0100	6.6	50.0
1,1,2-Trichloroethane	Ave	0.2936	0.3029		0.0103	0.0100	3.2	50.0
Tetrachloroethene	Ave	0.3154	0.3091		0.00980	0.0100	-2.0	50.0
1,3-Dichloropropane	Ave	0.5316	0.5444		0.0102	0.0100	2.4	50.0
2-Hexanone	Ave	0.1450	0.1623		0.0224	0.0200	11.9	50.0
Chlorodibromomethane	Ave	0.2745	0.2934		0.0107	0.0100	6.9	50.0
1,2-Dibromoethane	Ave	0.2663	0.2753		0.0103	0.0100	3.4	50.0
Chlorobenzene	Ave	1.018	1.012	0.3000	0.00994	0.0100	-0.6	50.0
1,1,1,2-Tetrachloroethane	Ave	0.3227	0.3243		0.0101	0.0100	0.5	50.0
Ethylbenzene	Ave	0.5108	0.5366		0.0105	0.0100	5.1	20.0
m-Xylene & p-Xylene	Ave	0.6374	0.6721		0.0105	0.0100	5.5	50.0
o-Xylene	Ave	0.5836	0.6400		0.0110	0.0100	9.6	50.0
Styrene	Ave	1.012	1.072		0.0106	0.0100	5.9	50.0
Bromoform	Ave	0.1521	0.1573	0.1000	0.0103	0.0100	3.4	50.0
Isopropylbenzene	Ave	1.559	1.700		0.0109	0.0100	9.0	50.0
1,1,2,2-Tetrachloroethane	Ave	0.5816	0.6040	0.3000	0.0104	0.0100	3.8	50.0
Bromobenzene	Ave	0.7404	0.7593		0.0103	0.0100	2.6	50.0
1,2,3-Trichloropropane	Ave	0.1994	0.2111		0.0106	0.0100	5.9	50.0
trans-1,4-Dichloro-2-butene	Ave	0.1811	0.1846		0.0102	0.0100	2.0	50.0
N-Propylbenzene	Ave	0.7726	0.8578		0.0111	0.0100	11.0	50.0
2-Chlorotoluene	Ave	0.6868	0.7290		0.0106	0.0100	6.2	50.0
1,3,5-Trimethylbenzene	Lin1		2.686		0.00999	0.0100	-0.1	50.0
4-Chlorotoluene	Ave	0.7368	0.7713		0.0105	0.0100	4.7	50.0
tert-Butylbenzene	Ave	2.007	2.158		0.0108	0.0100	7.5	50.0
1,2,4-Trimethylbenzene	Lin1		2.836		0.0101	0.0100	1.1	50.0
sec-Butylbenzene	Ave	2.902	3.095		0.0107	0.0100	6.6	50.0
1,3-Dichlorobenzene	Ave	1.493	1.523		0.0102	0.0100	2.0	50.0
4-Isopropyltoluene	Ave	2.443	2.705		0.0111	0.0100	10.7	50.0
1,4-Dichlorobenzene	Ave	1.590	1.591		0.0100	0.0100	0.0	50.0
n-Butylbenzene	Ave	2.072	2.182		0.0105	0.0100	5.3	50.0
1,2-Dichlorobenzene	Ave	1.423	1.457		0.0102	0.0100	2.4	50.0

FORM VII
GC/MS VOA CONTINUING CALIBRATION DATA

Lab Name: Eurofins TestAmerica, Canton Job No.: 240-124062-1

SDG No.:

Lab Sample ID: ICV 240-385628/9 Calibration Date: 06/11/2019 20:24

Instrument ID: A3UX17 Calib Start Date: 06/11/2019 17:37

GC Column: DB-624 ID: 0.18(mm) Calib End Date: 06/11/2019 20:00

Lab File ID: UXR8417.D Conc. Units: ng/uL Heated Purge: (Y/N) N

ANALYTE	CURVE TYPE	AVE RRF	RRF	MIN RRF	CALC AMOUNT	SPIKE AMOUNT	%D	MAX %D
1,2-Dibromo-3-Chloropropane	Ave	0.0783	0.0832		0.0106	0.0100	6.3	50.0
1,2,4-Trichlorobenzene	Ave	0.7340	0.7230		0.00985	0.0100	-1.5	50.0
Hexachlorobutadiene	Ave	0.4403	0.3975		0.00903	0.0100	-9.7	50.0
Naphthalene	Lin1		1.402		0.00873	0.0100	-12.7	50.0
1,2,3-Trichlorobenzene	Ave	0.7203	0.7725		0.0107	0.0100	7.3	50.0

Eurofins TestAmerica, Canton
Target Compound Quantitation Report

Data File: \\chromna\Canton\ChromData\A3UX17\20190611-88015.b\UXR8417.D
Lims ID: ICV
Client ID:
Sample Type: ICV
Inject. Date: 11-Jun-2019 20:24:30 ALS Bottle#: 8 Worklist Smp#: 9
Purge Vol: 5.000 mL Dil. Factor: 1.0000
Sample Info: 240-0088015-009
Operator ID: 001644 Instrument ID: A3UX17
Sublist:

Method: \\chromna\Canton\ChromData\A3UX17\20190611-88015.b\8260_17.m
Limit Group: MSV 8260B ICAL
Last Update: 12-Jun-2019 13:08:22 Calib Date: 11-Jun-2019 23:10:30
Integrator: RTE ID Type: Deconvolution ID
Quant Method: Internal Standard Quant By: Initial Calibration
Last ICal File: \\chromna\Canton\ChromData\A3UX17\20190611-88015.b\UXR8424.D

Column 1 : DB-624 (0.18 mm) Det: MS SCAN
Process Host: CTX0319

First Level Reviewer: williamsla Date: 12-Jun-2019 12:07:54

Compound	Sig	RT (min.)	Exp RT (min.)	Dlt RT (min.)	Q	Response	Cal Amt ug/l	OnCol Amt ug/l	Flags
* 1 Fluorobenzene	96	5.775	5.775	0.000	93	1780030	10.0	10.0	
* 2 Chlorobenzene-d5	117	8.467	8.467	0.000	90	1242464	10.0	10.0	
* 3 1,4-Dichlorobenzene-d4	152	10.720	10.720	0.000	87	669972	10.0	10.0	
9 Dichlorodifluoromethane	85	1.696	1.696	0.000	87	631415	10.0	10.2	
10 Chloromethane	50	1.886	1.885	0.001	89	729391	10.0	10.2	
11 Vinyl chloride	62	2.004	2.004	0.000	83	628799	10.0	10.3	
119 Butadiene	54	2.040	2.040	0.000	91	632267	10.0	9.35	
12 Bromomethane	94	2.360	2.360	0.000	92	327846	10.0	9.52	
13 Chloroethane	64	2.467	2.467	0.000	94	343493	10.0	9.81	
14 Dichlorofluoromethane	67	2.668	2.668	0.000	83	897233	10.0	10.8	
15 Trichlorofluoromethane	101	2.716	2.704	0.012	87	828122	10.0	9.91	
16 Ethyl ether	59	2.988	2.988	0.000	91	436571	10.0	10.7	
18 Acrolein	56	3.119	3.119	0.000	91	344700	50.0	53.2	
19 1,1-Dichloroethene	96	3.214	3.214	0.000	89	448883	10.0	10.3	
20 1,1,2-Trichloro-1,2,2-trif	151	3.226	3.225	0.001	87	351734	10.0	10.8	
21 Acetone	43	3.273	3.273	0.000	93	189600	20.0	18.1	
22 Iodomethane	142	3.356	3.356	0.000	97	617391	10.0	9.98	
23 Carbon disulfide	76	3.415	3.415	0.000	99	1235657	10.0	10.1	
25 3-Chloro-1-propene	76	3.546	3.546	0.000	80	249651	10.0	10.3	
26 Methyl acetate	43	3.569	3.569	0.000	99	571391	20.0	19.5	
27 Methylene Chloride	84	3.664	3.664	0.000	99	488702	10.0	10.6	
28 2-Methyl-2-propanol	59	3.771	3.771	0.000	64	135514	100.0	76.8	
29 Acrylonitrile	53	3.901	3.901	0.000	99	1542489	100.0	101.2	
30 Methyl tert-butyl ether	73	3.901	3.901	0.000	91	952763	10.0	10.1	a
31 trans-1,2-Dichloroethene	96	3.913	3.913	0.000	80	479712	10.0	10.5	
32 Hexane	86	4.139	4.139	0.000	92	129931	10.0	11.1	
33 1,1-Dichloroethane	63	4.281	4.281	0.000	86	853431	10.0	9.94	
34 Vinyl acetate	43	4.317	4.328	-0.011	97	804445	10.0	12.4	
38 2,2-Dichloropropane	97	4.791	4.791	0.000	56	85800	10.0	9.64	
39 cis-1,2-Dichloroethene	96	4.791	4.791	0.000	73	494696	10.0	9.83	
40 2-Butanone (MEK)	43	4.803	4.803	0.000	60	290399	20.0	18.8	

Compound	Sig	RT (min.)	Exp RT (min.)	Dlt RT (min.)	Q	Response	Cal Amt ug/l	OnCol Amt ug/l	Flags
44 Chlorobromomethane	128	5.004	5.004	0.000	93	213227	10.0	9.90	
45 Tetrahydrofuran	42	5.040	5.040	0.000	65	180574	20.0	19.8	
46 Chloroform	83	5.064	5.064	0.000	68	857260	10.0	10.2	
47 1,1,1-Trichloroethane	97	5.218	5.218	0.000	85	647353	10.0	10.5	
48 Cyclohexane	56	5.265	5.265	0.000	93	946501	10.0	11.1	
49 1,1-Dichloropropene	75	5.360	5.360	0.000	88	640709	10.0	10.4	
50 Carbon tetrachloride	117	5.360	5.360	0.000	70	576401	10.0	10.6	
51 Isobutyl alcohol	41	5.443	5.443	0.000	53	160641	250.0	170.0	
52 Benzene	78	5.538	5.538	0.000	97	1929556	10.0	9.94	
53 1,2-Dichloroethane	62	5.562	5.562	0.000	82	717157	10.0	9.91	
55 n-Heptane	100	5.728	5.728	0.000	94	111063	10.0	10.1	
57 Trichloroethene	130	6.083	6.083	0.000	92	471962	10.0	9.94	
59 Methylcyclohexane	83	6.249	6.249	0.000	94	719767	10.0	10.4	
60 1,2-Dichloropropane	63	6.285	6.285	0.000	89	497716	10.0	10.4	
62 Dibromomethane	93	6.392	6.392	0.000	93	248733	10.0	9.82	
63 1,4-Dioxane	88	6.404	6.404	0.000	12	33847	200.0	81.4	
64 Dichlorobromomethane	83	6.522	6.522	0.000	92	569000	10.0	10.3	
66 2-Chloroethyl vinyl ether	63	6.771	6.771	0.000	90	207075	10.0	9.61	
67 cis-1,3-Dichloropropene	75	6.914	6.913	0.001	88	612754	10.0	10.8	
68 4-Methyl-2-pentanone (MIBK	43	7.032	7.032	0.000	92	632824	20.0	22.1	
69 Toluene	91	7.210	7.210	0.000	95	2082198	10.0	10.6	
70 trans-1,3-Dichloropropene	75	7.400	7.400	0.000	92	486704	10.0	10.1	
71 Ethyl methacrylate	69	7.459	7.459	0.000	82	395029	10.0	10.7	
72 1,1,2-Trichloroethane	97	7.566	7.578	-0.012	88	376276	10.0	10.3	
73 Tetrachloroethene	164	7.696	7.696	0.000	90	383980	10.0	9.80	
75 1,3-Dichloropropane	76	7.732	7.720	0.012	92	676435	10.0	10.2	
76 2-Hexanone	43	7.779	7.779	0.000	70	403327	20.0	22.4	
78 Chlorodibromomethane	129	7.933	7.933	0.000	88	364594	10.0	10.7	
79 Ethylene Dibromide	107	8.052	8.052	0.000	99	342086	10.0	10.3	
81 Chlorobenzene	112	8.503	8.503	0.001	93	1257316	10.0	9.94	
82 1,1,1,2-Tetrachloroethane	131	8.574	8.574	0.000	41	402965	10.0	10.1	
83 Ethylbenzene	106	8.586	8.586	0.000	99	666704	10.0	10.5	
84 m-Xylene & p-Xylene	106	8.692	8.692	0.000	99	835091	10.0	10.5	
85 o-Xylene	106	9.072	9.072	0.000	95	795113	10.0	11.0	
86 Styrene	104	9.084	9.084	0.000	87	1331696	10.0	10.6	
87 Bromoform	173	9.285	9.285	0.000	96	195392	10.0	10.3	
89 Isopropylbenzene	105	9.416	9.427	-0.011	96	2111757	10.0	10.9	
91 1,1,2,2-Tetrachloroethane	83	9.712	9.712	0.000	74	404650	10.0	10.4	
92 Bromobenzene	156	9.736	9.736	0.000	98	508726	10.0	10.3	
94 1,2,3-Trichloropropane	110	9.771	9.771	0.000	65	141401	10.0	10.6	
93 trans-1,4-Dichloro-2-buten	53	9.771	9.771	0.000	39	123674	10.0	10.2	
95 N-Propylbenzene	120	9.819	9.819	0.000	90	574674	10.0	11.1	
96 2-Chlorotoluene	126	9.914	9.914	0.000	94	488414	10.0	10.6	
97 1,3,5-Trimethylbenzene	105	9.985	9.985	0.000	77	1799483	10.0	9.99	
98 4-Chlorotoluene	126	10.020	10.020	0.000	99	516720	10.0	10.5	
99 tert-Butylbenzene	119	10.317	10.317	0.000	76	1445762	10.0	10.8	
101 1,2,4-Trimethylbenzene	105	10.353	10.364	-0.011	69	1900003	10.0	10.1	
102 sec-Butylbenzene	105	10.530	10.530	0.000	94	2073362	10.0	10.7	
103 1,3-Dichlorobenzene	146	10.649	10.649	0.000	84	1020053	10.0	10.2	
104 4-Isopropyltoluene	119	10.661	10.661	0.000	86	1812062	10.0	11.1	
105 1,4-Dichlorobenzene	146	10.744	10.744	0.000	95	1066140	10.0	10.0	
108 n-Butylbenzene	91	11.076	11.076	0.000	97	1461615	10.0	10.5	

Compound	Sig	RT (min.)	Exp RT (min.)	Dlt RT (min.)	Q	Response	Cal Amt ug/l	OnCol Amt ug/l	Flags
109 1,2-Dichlorobenzene	146	11.111	11.111	0.000	95	976416	10.0	10.2	
111 1,2-Dibromo-3-Chloropropan	157	11.894	11.894	0.000	69	55718	10.0	10.6	
113 1,2,4-Trichlorobenzene	180	12.724	12.712	0.012	93	484376	10.0	9.85	
114 Hexachlorobutadiene	225	12.878	12.878	0.000	92	266287	10.0	9.03	
115 Naphthalene	128	12.985	12.985	0.000	99	939283	10.0	8.73	
116 1,2,3-Trichlorobenzene	180	13.246	13.246	0.000	95	517563	10.0	10.7	
S 130 Xylenes, Total	106				0		20.0	21.5	
S 131 Trihalomethanes, Total	1				0		40.0	41.5	
S 158 Total BTEX	1		0.000				50.0	ND	

QC Flag Legend

Review Flags

a - User Assigned ID

Reagents:

VMFASAW_00284	Amount Added:	8.00	Units: uL
VMFASPW_00303	Amount Added:	8.00	Units: uL
vm50is_stk_A_00004	Amount Added:	1.00	Units: uL
VMFASGW_00312	Amount Added:	8.00	Units: uL

Report Date: 12-Jun-2019 13:08:35 Chrom Revision: 2.3 03-May-2019 15:52:00

Eurofins TestAmerica, Canton

Data File: \\chromna\Canton\ChromData\A3UX17\20190611-88015.b\UXR8417.D

Injection Date:	11-Jun-2019 20:24:30	Instrument ID:	A3UX17	Operator ID:	001644
Lims ID:	ICV			Worklist Smp#:	9
Client ID:					
Purge Vol:	5.000 mL	Dil. Factor:	1.0000	ALS Bottle#:	8
Method:	8260_17	Limit Group:	MSV 8260B ICAL		

Column: DB-624 (0.18 mm)

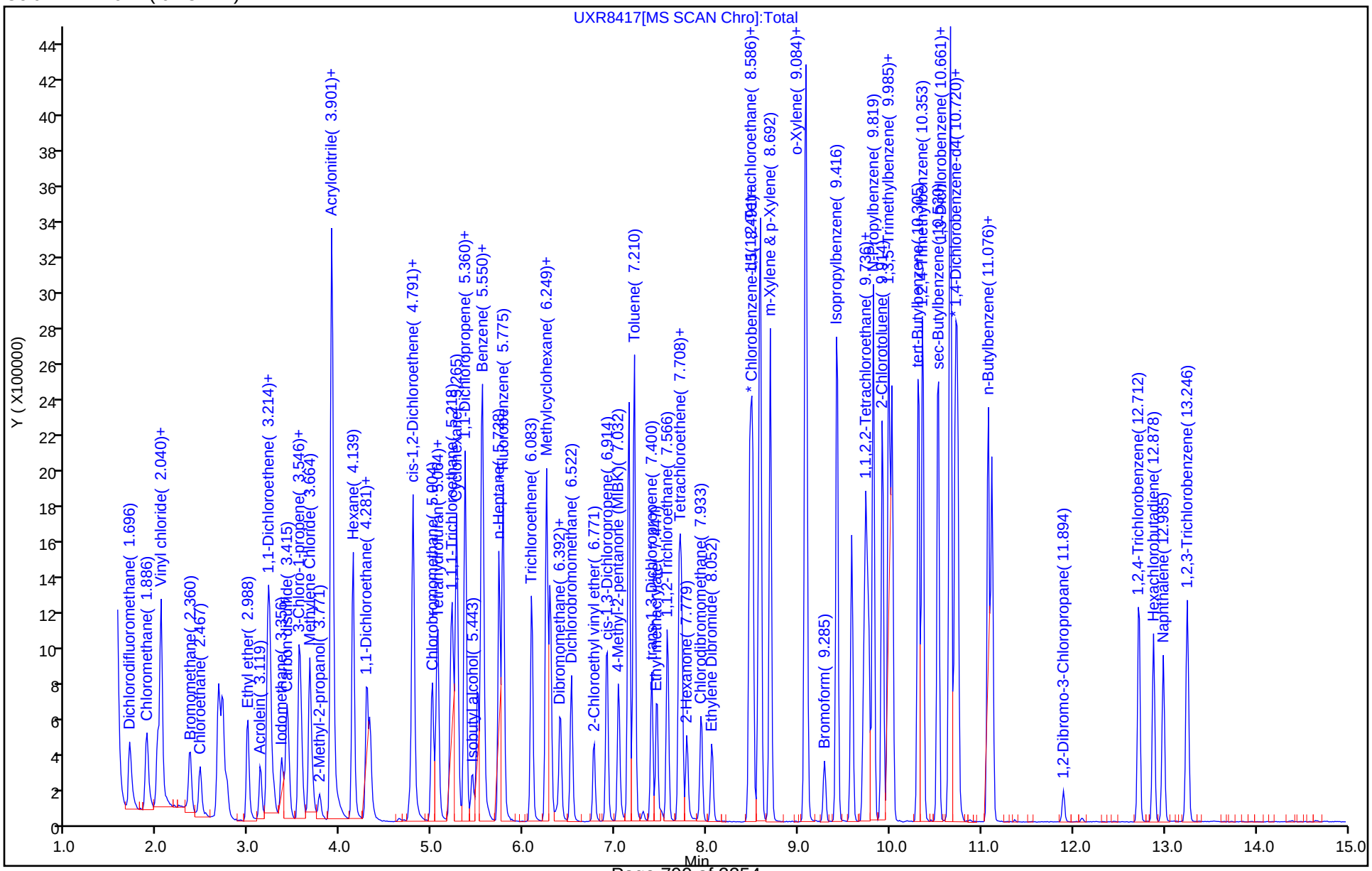

Manual Integration/User Assign Peak Report

Eurofins TestAmerica, Canton

Data File: \\chromna\Canton\ChromData\A3UX17\20190611-88015.b\UXR8417.D
Injection Date: 11-Jun-2019 20:24:30 Instrument ID: A3UX17
Lims ID: ICV
Client ID:
Operator ID: 001644 ALS Bottle#: 8 Worklist Smp#: 9
Purge Vol: 5.000 mL Dil. Factor: 1.0000
Method: 8260_17 Limit Group: MSV 8260B ICAL
Column: DB-624 (0.18 mm) Detector MS SCAN

30 Methyl tert-butyl ether, CAS: 1634-04-4

Signal: 1

Processing Integration Results

Not Detected
Expected RT: 3.90

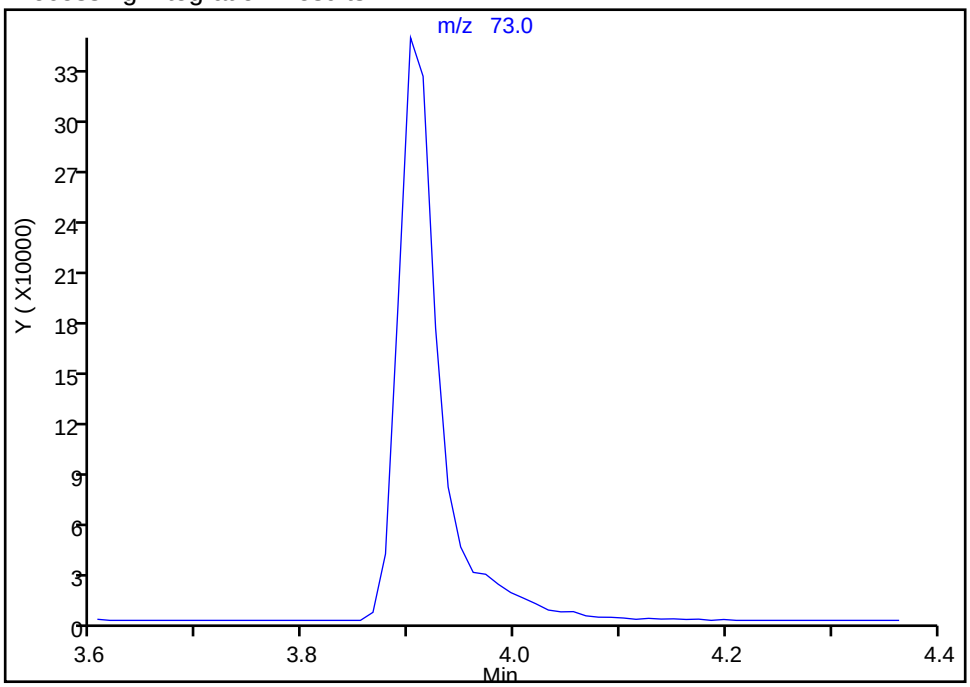

Manual Integration Results

RT: 3.90
Area: 952763
Amount: 10.124275
Amount Units: ug/l

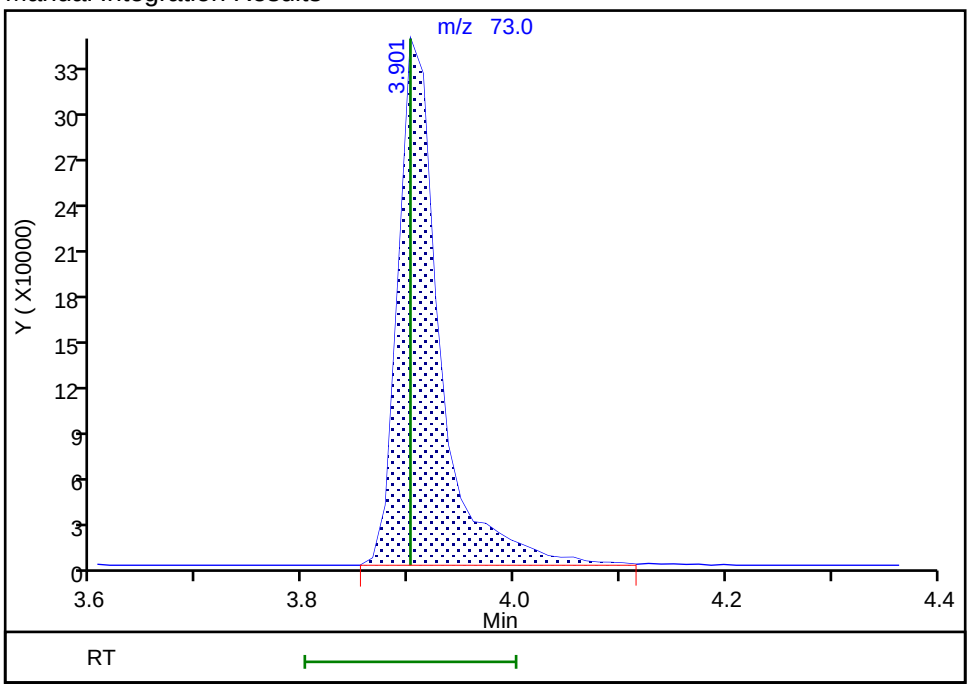

Reviewer: williamsla, 12-Jun-2019 12:27:15
Audit Action: Assigned Compound ID Audit Reason: Peak assignment corrected

FORM VII
GC/MS VOA CONTINUING CALIBRATION DATA

Lab Name: Eurofins TestAmerica, Canton Job No.: 240-124062-1

SDG No.:

Lab Sample ID: ICV 240-385628/17 Calibration Date: 06/11/2019 23:34

Instrument ID: A3UX17 Calib Start Date: 06/11/2019 20:48

GC Column: DB-624 ID: 0.18(mm) Calib End Date: 06/11/2019 23:10

Lab File ID: UXR8425.D Conc. Units: ng/uL Heated Purge: (Y/N) N

ANALYTE	CURVE TYPE	AVE RRF	RRF	MIN RRF	CALC AMOUNT	SPIKE AMOUNT	%D	MAX %D
Acetonitrile	Ave	0.0274	0.0250		0.0910	0.100	-9.0	50.0
Diisopropyl ether	Ave	0.2025	0.2011		0.00993	0.0100	-0.7	50.0
2-Chloro-1,3-butadiene	Ave	0.4721	0.5106		0.0108	0.0100	8.2	50.0
Ethyl tert-butyl ether	Ave	0.6749	0.6843		0.0101	0.0100	1.4	50.0
Ethyl acetate	Ave	0.2100	0.2039		0.0194	0.0200	-2.9	50.0
Propionitrile	Ave	0.0319	0.0295		0.0923	0.100	-7.7	50.0
Methacrylonitrile	Ave	0.1551	0.1531		0.0987	0.100	-1.3	50.0
Tert-amyl methyl ether	Ave	0.4972	0.5186		0.0104	0.0100	4.3	50.0
n-Butanol	Qua		0.0023		0.113	0.250	-54.7*	50.0
Ethyl acrylate	Lin1		0.2444		0.00847	0.0100	-15.3	50.0
Methyl methacrylate	Lin1		0.1972		0.0179	0.0200	-10.5	50.0
2-Nitropropane	Ave	0.0425	0.0375		0.0176	0.0200	-11.8	50.0
n-Butyl acetate	Lin1		0.1198		0.00739	0.0100	-26.1	50.0
1-Chlorohexane	Lin1		0.3718		0.00880	0.0100	-12.0	50.0
Cyclohexanone	Qua		0.0066		0.0498	0.100	-50.2*	50.0
Pentachloroethane	Ave	0.1811	0.1693		0.0187	0.0200	-6.5	50.0
1,2,3-Trimethylbenzene	Lin1		3.187		0.0101	0.0100	1.1	50.0
Benzyl chloride	Lin1		0.1585		0.00821	0.0100	-17.9	50.0
1,3,5-Trichlorobenzene	Ave	1.061	1.088		0.0102	0.0100	2.5	50.0
2-Methylnaphthalene	Qua		0.6371		0.0159	0.0200	-20.4	50.0

Eurofins TestAmerica, Canton
Target Compound Quantitation Report

Data File: \\chromna\Canton\ChromData\A3UX17\20190611-88015.b\UXR8425.D
Lims ID: ICV A9
Client ID:
Sample Type: ICV
Inject. Date: 11-Jun-2019 23:34:30 ALS Bottle#: 16 Worklist Smp#: 17
Purge Vol: 5.000 mL Dil. Factor: 1.0000
Sample Info: 240-0088015-017
Operator ID: 001644 Instrument ID: A3UX17
Sublist:

Method: \\chromna\Canton\ChromData\A3UX17\20190611-88015.b\8260_17.m
Limit Group: MSV 8260B ICAL
Last Update: 12-Jun-2019 13:08:57 Calib Date: 11-Jun-2019 23:10:30
Integrator: RTE ID Type: Deconvolution ID
Quant Method: Internal Standard Quant By: Initial Calibration
Last ICal File: \\chromna\Canton\ChromData\A3UX17\20190611-88015.b\UXR8424.D

Column 1 : DB-624 (0.18 mm) Det: MS SCAN
Process Host: CTX0319

First Level Reviewer: williamsla Date: 12-Jun-2019 12:13:35

Compound	Sig	RT (min.)	Exp RT (min.)	Dlt RT (min.)	Q	Response	Cal Amt ug/l	OnCol Amt ug/l	Flags
* 1 Fluorobenzene	96	5.775	5.775	0.000	99	1718303	10.0	10.0	
* 2 Chlorobenzene-d5	117	8.467	8.467	0.000	89	1341962	10.0	10.0	
* 3 1,4-Dichlorobenzene-d4	152	10.720	10.720	0.000	97	516289	10.0	10.0	
24 Acetonitrile	41	3.546	3.546	0.000	98	428656	100.0	91.0	
35 Isopropyl ether	87	4.328	4.328	0.000	94	345535	10.0	9.93	
36 2-Chloro-1,3-butadiene	53	4.364	4.364	0.000	93	877330	10.0	10.8	
37 Tert-butyl ethyl ether	59	4.637	4.637	0.000	97	1175894	10.0	10.1	
41 Ethyl acetate	43	4.838	4.838	0.000	99	700673	20.0	19.4	
42 Propionitrile	54	4.862	4.874	-0.012	99	506163	100.0	92.3	
43 Methacrylonitrile	41	4.993	4.992	0.001	94	2630659	100.0	98.7	
54 Tert-amyl methyl ether	73	5.609	5.609	0.000	90	891117	10.0	10.4	
56 n-Butanol	56	6.001	6.000	0.001	88	77800	250.0	113.3	
58 Ethyl acrylate	55	6.155	6.155	0.001	99	419957	10.0	8.47	
61 Methyl methacrylate	41	6.356	6.356	0.000	95	677818	20.0	17.9	
65 2-Nitropropane	41	6.724	6.724	0.000	99	128758	20.0	17.6	
77 n-Butyl acetate	56	7.874	7.874	0.000	99	160773	10.0	7.39	
80 1-Chlorohexane	91	8.443	8.443	0.000	88	498909	10.0	8.80	
90 Cyclohexanone	55	9.534	9.546	-0.012	93	33898	100.0	49.8	
100 Pentachloroethane	167	10.341	10.341	0.000	93	454285	20.0	18.7	
106 1,2,3-Trimethylbenzene	105	10.780	10.779	0.001	99	1645272	10.0	10.1	
107 Benzyl chloride	126	10.874	10.874	0.000	98	81823	10.0	8.21	
112 1,3,5-Trichlorobenzene	180	12.096	12.096	0.000	97	561507	10.0	10.2	
117 2-Methylnaphthalene	142	14.384	14.372	0.012	99	657886	20.0	15.9	

Reagents:

vm50is_stk_A_00004 Amount Added: 1.00 Units: uL
VMFASA9W_00234 Amount Added: 8.00 Units: uL

Report Date: 12-Jun-2019 13:09:01 Chrom Revision: 2.3 03-May-2019 15:52:00

Eurofins TestAmerica, Canton

Data File: \\chromna\Canton\ChromData\A3UX17\20190611-88015.b\UXR8425.D

Injection Date:	11-Jun-2019 23:34:30	Instrument ID:	A3UX17	Operator ID:	001644
Lims ID:	ICV A9			Worklist Smp#:	17
Client ID:					
Purge Vol:	5.000 mL	Dil. Factor:	1.0000	ALS Bottle#:	16
Method:	8260_17	Limit Group:	MSV 8260B ICAL		

Column: DB-624 (0.18 mm)

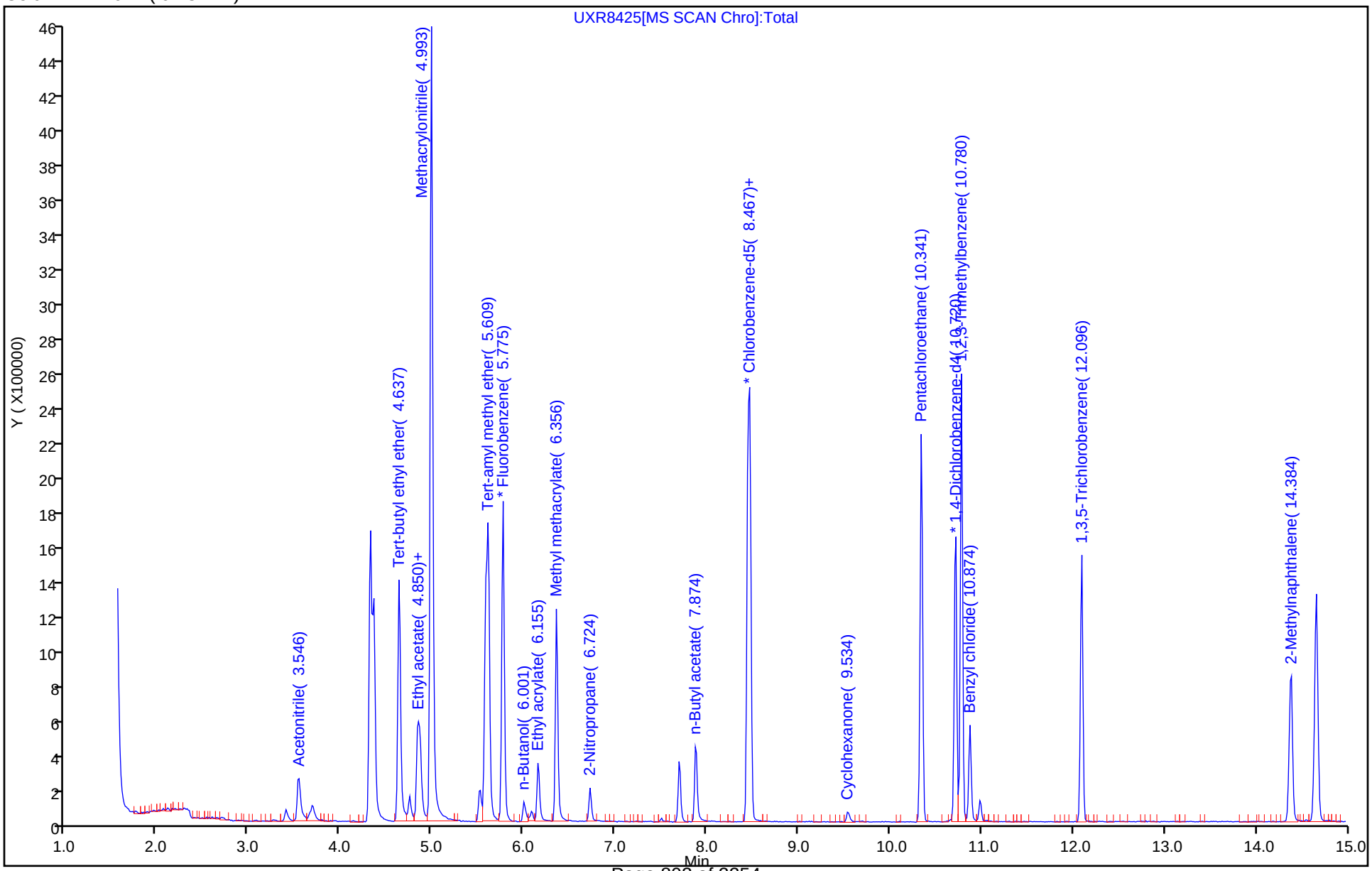

FORM VII
GC/MS VOA CONTINUING CALIBRATION DATA

Lab Name: Eurofins TestAmerica, Canton Job No.: 240-124062-1

SDG No.:

Lab Sample ID: CCVIS 240-417660/2 Calibration Date: 12/30/2019 10:36

Instrument ID: A3UX17 Calib Start Date: 06/11/2019 17:37

GC Column: DB-624 ID: 0.18(mm) Calib End Date: 06/11/2019 20:00

Lab File ID: UXR3191.D Conc. Units: ng/uL Heated Purge: (Y/N) N

ANALYTE	CURVE TYPE	AVE RRF	RRF	MIN RRF	CALC AMOUNT	SPIKE AMOUNT	%D	MAX %D
Dichlorodifluoromethane	Ave	0.3495	0.3217		0.00921	0.0100	-7.9	50.0
Chloromethane	Ave	0.4031	0.4187	0.1000	0.0104	0.0100	3.9	50.0
Vinyl chloride	Ave	0.3419	0.3448		0.0101	0.0100	0.9	20.0
Butadiene	Ave	0.3797	0.3612		0.00951	0.0100	-4.9	50.0
Bromomethane	Ave	0.1934	0.1519		0.00785	0.0100	-21.5	50.0
Chloroethane	Ave	0.1967	0.1636		0.00832	0.0100	-16.8	50.0
Dichlorofluoromethane	Ave	0.4687	0.4627		0.00987	0.0100	-1.3	50.0
Trichlorofluoromethane	Ave	0.4696	0.4423		0.00942	0.0100	-5.8	50.0
Ethyl ether	Ave	0.2301	0.2639		0.0115	0.0100	14.7	50.0
Acrolein	Ave	0.0364	0.0333		0.0457	0.0500	-8.6	50.0
1,1-Dichloroethene	Ave	0.2456	0.2389		0.00973	0.0100	-2.7	20.0
1,1,2-Trichlorotrifluoroethane	Ave	0.1824	0.1852		0.0102	0.0100	1.5	50.0
Acetone	Lin1		0.0753		0.0265	0.0200	32.5	50.0
Iodomethane	Ave	0.3475	0.3251		0.00935	0.0100	-6.5	50.0
Carbon disulfide	Ave	0.6846	0.7177		0.0105	0.0100	4.8	50.0
3-Chloro-1-propene	Ave	0.1355	0.1412		0.0104	0.0100	4.2	50.0
Methyl acetate	Ave	0.1649	0.1819		0.0221	0.0200	10.3	50.0
Methylene Chloride	Lin1		0.2653		0.0102	0.0100	2.0	50.0
tert-Butyl alcohol	Ave	0.0099	0.0114		0.115	0.100	15.1	50.0
Acrylonitrile	Ave	0.0856	0.1048		0.122	0.100	22.4	50.0
Methyl tert-butyl ether	Ave	0.5287	0.5582		0.0106	0.0100	5.6	50.0
trans-1,2-Dichloroethene	Ave	0.2569	0.2726		0.0106	0.0100	6.1	50.0
Hexane	Ave	0.0659	0.0702		0.0106	0.0100	6.5	20.0
1,1-Dichloroethane	Ave	0.4825	0.5250	0.1000	0.0109	0.0100	8.8	50.0
Vinyl acetate	Ave	0.3658	0.3753		0.0103	0.0100	2.6	50.0
2,2-Dichloropropane	Ave	0.0500	0.0452		0.00904	0.0100	-9.6	50.0
2-Butanone (MEK)	Ave	0.0869	0.1057		0.0243	0.0200	21.7	50.0
cis-1,2-Dichloroethene	Ave	0.2826	0.2793		0.00988	0.0100	-1.2	50.0
Bromochloromethane	Ave	0.1210	0.1366		0.0113	0.0100	12.9	50.0
Tetrahydrofuran	Ave	0.0512	0.0599		0.0234	0.0200	17.1	50.0
Chloroform	Ave	0.4740	0.4546		0.00959	0.0100	-4.1	20.0
1,1,1-Trichloroethane	Ave	0.3469	0.3251		0.00937	0.0100	-6.3	50.0
Cyclohexane	Ave	0.4794	0.4988		0.0104	0.0100	4.1	50.0
1,1-Dichloropropene	Ave	0.3468	0.3706		0.0107	0.0100	6.9	50.0
Carbon tetrachloride	Ave	0.3064	0.3349		0.0109	0.0100	9.3	50.0
Isobutyl alcohol	Qua		0.0094		0.315	0.250	25.9	50.0
Benzene	Ave	1.091	1.125		0.0103	0.0100	3.1	50.0
1,2-Dichloroethane	Ave	0.4067	0.3950		0.00971	0.0100	-2.9	50.0
n-Heptane	Ave	0.0617	0.0626		0.0101	0.0100	1.4	50.0
Trichloroethene	Ave	0.2668	0.2666		0.00999	0.0100	-0.0	50.0

FORM VII
GC/MS VOA CONTINUING CALIBRATION DATA

Lab Name: Eurofins TestAmerica, Canton Job No.: 240-124062-1

SDG No.:

Lab Sample ID: CCVIS 240-417660/2 Calibration Date: 12/30/2019 10:36

Instrument ID: A3UX17 Calib Start Date: 06/11/2019 17:37

GC Column: DB-624 ID: 0.18(mm) Calib End Date: 06/11/2019 20:00

Lab File ID: UXR3191.D Conc. Units: ng/uL Heated Purge: (Y/N) N

ANALYTE	CURVE TYPE	AVE RRF	RRF	MIN RRF	CALC AMOUNT	SPIKE AMOUNT	%D	MAX %D
Methylcyclohexane	Ave	0.3898	0.4106		0.0105	0.0100	5.3	50.0
1,2-Dichloropropane	Ave	0.2700	0.3062		0.0113	0.0100	13.4	20.0
1,4-Dioxane	Ave	0.0023	0.0017		0.149	0.200	-25.5	50.0
Dibromomethane	Ave	0.1423	0.1473		0.0104	0.0100	3.5	50.0
Bromodichloromethane	Ave	0.3104	0.3005		0.00968	0.0100	-3.2	50.0
2-Chloroethyl vinyl ether	Ave	0.1210	0.1312		0.0217	0.0200	8.4	50.0
cis-1,3-Dichloropropene	Ave	0.3180	0.3495		0.0110	0.0100	9.9	50.0
4-Methyl-2-pentanone (MIBK)	Ave	0.1609	0.1858		0.0231	0.0200	15.5	50.0
Toluene	Ave	1.581	1.786		0.0113	0.0100	13.0	20.0
trans-1,3-Dichloropropene	Ave	0.3887	0.4604		0.0118	0.0100	18.5	50.0
Ethyl methacrylate	Ave	0.2983	0.3707		0.0124	0.0100	24.3	50.0
1,1,2-Trichloroethane	Ave	0.2936	0.3438		0.0117	0.0100	17.1	50.0
Tetrachloroethene	Ave	0.3154	0.3219		0.0102	0.0100	2.1	50.0
1,3-Dichloropropane	Ave	0.5316	0.6294		0.0118	0.0100	18.4	50.0
2-Hexanone	Ave	0.1450	0.1869		0.0258	0.0200	28.8	50.0
Chlorodibromomethane	Ave	0.2745	0.3364		0.0123	0.0100	22.5	50.0
1,2-Dibromoethane	Ave	0.2663	0.3116		0.0117	0.0100	17.0	50.0
Chlorobenzene	Ave	1.018	1.097	0.3000	0.0108	0.0100	7.8	50.0
1,1,1,2-Tetrachloroethane	Ave	0.3227	0.3731		0.0116	0.0100	15.6	50.0
Ethylbenzene	Ave	0.5108	0.5920		0.0116	0.0100	15.9	20.0
m-Xylene & p-Xylene	Ave	0.6374	0.7482		0.0117	0.0100	17.4	50.0
o-Xylene	Ave	0.5836	0.6679		0.0114	0.0100	14.4	50.0
Styrene	Ave	1.012	1.208		0.0119	0.0100	19.3	50.0
Bromoform	Ave	0.1521	0.1720	0.1000	0.0113	0.0100	13.1	50.0
Isopropylbenzene	Ave	1.559	1.711		0.0110	0.0100	9.7	50.0
1,1,2,2-Tetrachloroethane	Ave	0.5816	0.6850	0.3000	0.0118	0.0100	17.8	50.0
Bromobenzene	Ave	0.7404	0.7545		0.0102	0.0100	1.9	50.0
1,2,3-Trichloropropane	Ave	0.1994	0.2168		0.0109	0.0100	8.7	50.0
trans-1,4-Dichloro-2-butene	Ave	0.1811	0.2066		0.0114	0.0100	14.1	50.0
N-Propylbenzene	Ave	0.7726	0.8455		0.0109	0.0100	9.4	50.0
2-Chlorotoluene	Ave	0.6868	0.7012		0.0102	0.0100	2.1	50.0
1,3,5-Trimethylbenzene	Lin1		2.641		0.00983	0.0100	-1.7	50.0
4-Chlorotoluene	Ave	0.7368	0.7786		0.0106	0.0100	5.7	50.0
tert-Butylbenzene	Ave	2.007	2.032		0.0101	0.0100	1.3	50.0
1,2,4-Trimethylbenzene	Lin1		2.726		0.00973	0.0100	-2.7	50.0
sec-Butylbenzene	Ave	2.902	2.943		0.0101	0.0100	1.4	50.0
1,3-Dichlorobenzene	Ave	1.493	1.519		0.0102	0.0100	1.7	50.0
4-Isopropyltoluene	Ave	2.443	2.635		0.0108	0.0100	7.8	50.0
1,4-Dichlorobenzene	Ave	1.590	1.536		0.00966	0.0100	-3.4	50.0
n-Butylbenzene	Ave	2.072	1.969		0.00950	0.0100	-5.0	50.0
1,2-Dichlorobenzene	Ave	1.423	1.490		0.0105	0.0100	4.7	50.0

FORM VII
GC/MS VOA CONTINUING CALIBRATION DATA

Lab Name: Eurofins TestAmerica, Canton Job No.: 240-124062-1

SDG No.:

Lab Sample ID: CCVIS 240-417660/2 Calibration Date: 12/30/2019 10:36

Instrument ID: A3UX17 Calib Start Date: 06/11/2019 17:37

GC Column: DB-624 ID: 0.18(mm) Calib End Date: 06/11/2019 20:00

Lab File ID: UXR3191.D Conc. Units: ng/uL Heated Purge: (Y/N) N

ANALYTE	CURVE TYPE	AVE RRF	RRF	MIN RRF	CALC AMOUNT	SPIKE AMOUNT	%D	MAX %D
1,2-Dibromo-3-Chloropropane	Ave	0.0783	0.0735		0.00939	0.0100	-6.1	50.0
1,2,4-Trichlorobenzene	Ave	0.7340	0.5548		0.00756	0.0100	-24.4	50.0
Hexachlorobutadiene	Ave	0.4403	0.3183		0.00723	0.0100	-27.7	50.0
Naphthalene	Lin1		1.195		0.00757	0.0100	-24.3	50.0
1,2,3-Trichlorobenzene	Ave	0.7203	0.6505		0.00903	0.0100	-9.7	50.0
Dibromofluoromethane (Surr)	Ave	0.2342	0.2330		0.00995	0.0100	-0.5	50.0
1,2-Dichloroethane-d4 (Surr)	Ave	0.3355	0.3072		0.00916	0.0100	-8.4	50.0
Toluene-d8 (Surr)	Ave	1.296	1.451		0.0112	0.0100	11.9	50.0
4-Bromofluorobenzene (Surr)	Ave	0.4799	0.5063		0.0105	0.0100	5.5	50.0

Eurofins TestAmerica, Canton
Target Compound Quantitation Report

Data File: \\chromna\Canton\ChromData\A3UX17\20191230-94649.b\UXR3191.D
Lims ID: CCVIS L4 8260
Client ID:
Sample Type: CCVIS
Inject. Date: 30-Dec-2019 10:36:30 ALS Bottle#: 4 Worklist Smp#: 2
Purge Vol: 5.000 mL Dil. Factor: 1.0000
Sample Info: 240-0094649-002
Operator ID: 001644 Instrument ID: A3UX17
Sublist: chrom-8260_17*sub45

Method: \\chromna\Canton\ChromData\A3UX17\20191230-94649.b\8260_17.m
Limit Group: MSV 8260B ICAL
Last Update: 31-Dec-2019 10:45:19 Calib Date: 11-Jun-2019 23:10:30
Integrator: RTE ID Type: Deconvolution ID
Quant Method: Internal Standard Quant By: Initial Calibration
Last ICal File: \\chromna\Canton\ChromData\A3UX17\20190611-88015.b\UXR8424.D

Column 1 : DB-624 (0.18 mm) Det: MS SCAN
Process Host: CTX0317

	Compound	Sig	RT (min.)	Exp RT (min.)	Dlt RT (min.)	Q	Response	Cal Amt ug/l	OnCol Amt ug/l	Flags
*	1 Fluorobenzene	96	5.763	5.763	0.000	99	1175867	10.0	10.0	
*	2 Chlorobenzene-d5	117	8.467	8.467	0.000	87	762504	10.0	10.0	
*	3 1,4-Dichlorobenzene-d4	152	10.708	10.708	0.000	95	455635	10.0	10.0	
$	4 Dibromofluoromethane (Surr	113	5.194	5.194	0.000	93	273991	10.0	9.95	
$	5 1,2-Dichloroethane-d4 (Sur	65	5.490	5.490	0.000	98	361229	10.0	9.16	
$	6 Toluene-d8 (Surr)	98	7.139	7.139	0.000	94	1106195	10.0	11.2	
$	7 4-Bromofluorobenzene (Surr	95	9.582	9.582	0.000	89	386043	10.0	10.5	
	9 Dichlorodifluoromethane	85	1.696	1.696	0.000	98	378299	10.0	9.21	
	10 Chloromethane	50	1.885	1.885	0.000	99	492274	10.0	10.4	
	11 Vinyl chloride	62	2.016	2.016	0.000	97	405483	10.0	10.1	
	119 Butadiene	54	2.040	2.040	0.000	87	424714	10.0	9.51	
	12 Bromomethane	94	2.348	2.348	0.000	91	178594	10.0	7.85	
	13 Chloroethane	64	2.467	2.467	0.000	99	192422	10.0	8.32	
	14 Dichlorofluoromethane	67	2.668	2.668	0.000	97	544027	10.0	9.87	
	15 Trichlorofluoromethane	101	2.716	2.716	0.000	98	520101	10.0	9.42	
	16 Ethyl ether	59	2.976	2.976	0.000	93	310276	10.0	11.5	
	18 Acrolein	56	3.119	3.119	0.000	99	195715	50.0	45.7	
	19 1,1-Dichloroethene	96	3.202	3.202	0.000	94	280879	10.0	9.73	
	20 1,1,2-Trichloro-1,2,2-trif	151	3.225	3.225	0.000	93	217813	10.0	10.2	
	21 Acetone	43	3.261	3.261	0.000	100	177188	20.0	26.5	
	22 Iodomethane	142	3.356	3.356	0.000	98	382245	10.0	9.35	
	23 Carbon disulfide	76	3.427	3.427	0.000	100	843867	10.0	10.5	
	25 3-Chloro-1-propene	76	3.546	3.546	0.000	91	166029	10.0	10.4	
	26 Methyl acetate	43	3.569	3.569	0.000	99	427657	20.0	22.1	
	27 Methylene Chloride	84	3.652	3.652	0.000	99	311985	10.0	10.2	
	28 2-Methyl-2-propanol	59	3.759	3.759	0.000	86	134145	100.0	115.1	
	29 Acrylonitrile	53	3.890	3.890	0.000	99	1232608	100.0	122.4	
	30 Methyl tert-butyl ether	73	3.901	3.901	0.000	97	656418	10.0	10.6	
	31 trans-1,2-Dichloroethene	96	3.901	3.901	0.000	94	320499	10.0	10.6	
	32 Hexane	86	4.127	4.127	0.000	91	82560	10.0	10.6	
	33 1,1-Dichloroethane	63	4.281	4.281	0.000	97	617319	10.0	10.9	
	34 Vinyl acetate	43	4.316	4.316	0.000	97	441305	10.0	10.3	

Compound	Sig	RT (min.)	Exp RT (min.)	Dlt RT (min.)	Q	Response	Cal Amt ug/l	OnCol Amt ug/l	Flags
38 2,2-Dichloropropane	97	4.779	4.779	0.000	53	53136	10.0	9.04	
39 cis-1,2-Dichloroethene	96	4.791	4.791	0.000	84	328422	10.0	9.88	
40 2-Butanone (MEK)	43	4.791	4.791	0.000	100	248569	20.0	24.3	
44 Chlorobromomethane	128	4.992	4.992	0.000	96	160559	10.0	11.3	
45 Tetrahydrofuran	42	5.040	5.040	0.000	96	140893	20.0	23.4	
46 Chloroform	83	5.052	5.052	0.000	93	534509	10.0	9.59	
47 1,1,1-Trichloroethane	97	5.218	5.218	0.000	96	382274	10.0	9.37	
48 Cyclohexane	56	5.265	5.265	0.000	92	586554	10.0	10.4	
49 1,1-Dichloropropene	75	5.348	5.348	0.000	94	435775	10.0	10.7	
50 Carbon tetrachloride	117	5.360	5.360	0.000	92	393778	10.0	10.9	
51 Isobutyl alcohol	41	5.431	5.431	0.000	88	179488	250.0	314.7	
52 Benzene	78	5.538	5.538	0.000	97	1323035	10.0	10.3	
53 1,2-Dichloroethane	62	5.550	5.550	0.000	97	464417	10.0	9.71	
55 n-Heptane	100	5.728	5.728	0.000	91	73662	10.0	10.1	
57 Trichloroethene	130	6.083	6.083	0.000	97	313439	10.0	10.0	
59 Methylcyclohexane	83	6.249	6.249	0.000	90	482792	10.0	10.5	
60 1,2-Dichloropropane	63	6.285	6.285	0.000	96	360045	10.0	11.3	
62 Dibromomethane	93	6.392	6.392	0.000	97	173164	10.0	10.4	
63 1,4-Dioxane	88	6.392	6.392	0.000	39	40942	200.0	149.1	
64 Dichlorobromomethane	83	6.510	6.510	0.000	98	353367	10.0	9.68	
66 2-Chloroethyl vinyl ether	63	6.759	6.759	0.000	91	308505	20.0	21.7	
67 cis-1,3-Dichloropropene	75	6.902	6.902	0.000	94	410903	10.0	11.0	
68 4-Methyl-2-pentanone (MIBK	43	7.032	7.032	0.000	96	436879	20.0	23.1	
69 Toluene	91	7.198	7.198	0.000	98	1361490	10.0	11.3	
70 trans-1,3-Dichloropropene	75	7.388	7.388	0.000	93	351081	10.0	11.8	
71 Ethyl methacrylate	69	7.447	7.447	0.000	90	282653	10.0	12.4	
72 1,1,2-Trichloroethane	97	7.566	7.566	0.000	93	262176	10.0	11.7	
73 Tetrachloroethene	164	7.696	7.696	0.000	96	245472	10.0	10.2	
75 1,3-Dichloropropane	76	7.720	7.720	0.000	91	479932	10.0	11.8	
76 2-Hexanone	43	7.779	7.779	0.000	97	284971	20.0	25.8	
78 Chlorodibromomethane	129	7.933	7.933	0.000	90	256492	10.0	12.3	
79 Ethylene Dibromide	107	8.052	8.052	0.000	97	237591	10.0	11.7	
81 Chlorobenzene	112	8.491	8.491	0.000	94	836278	10.0	10.8	
82 1,1,1,2-Tetrachloroethane	131	8.562	8.562	0.000	93	284520	10.0	11.6	
83 Ethylbenzene	106	8.586	8.586	0.000	99	451411	10.0	11.6	
84 m-Xylene & p-Xylene	106	8.692	8.692	0.000	99	570537	10.0	11.7	
85 o-Xylene	106	9.072	9.072	0.000	98	509279	10.0	11.4	
86 Styrene	104	9.084	9.084	0.000	94	921110	10.0	11.9	
87 Bromoform	173	9.285	9.285	0.000	96	131129	10.0	11.3	
89 Isopropylbenzene	105	9.416	9.416	0.000	96	1304847	10.0	11.0	
91 1,1,2,2-Tetrachloroethane	83	9.712	9.712	0.000	94	312104	10.0	11.8	
92 Bromobenzene	156	9.736	9.736	0.000	97	343785	10.0	10.2	
94 1,2,3-Trichloropropane	110	9.760	9.760	0.000	86	98767	10.0	10.9	
93 trans-1,4-Dichloro-2-buten	53	9.771	9.771	0.000	81	94116	10.0	11.4	
95 N-Propylbenzene	120	9.819	9.819	0.000	99	385233	10.0	10.9	
96 2-Chlorotoluene	126	9.914	9.914	0.000	95	319491	10.0	10.2	
97 1,3,5-Trimethylbenzene	105	9.985	9.985	0.000	94	1203360	10.0	9.83	
98 4-Chlorotoluene	126	10.020	10.020	0.000	98	354771	10.0	10.6	
99 tert-Butylbenzene	119	10.305	10.305	0.000	92	926004	10.0	10.1	
101 1,2,4-Trimethylbenzene	105	10.352	10.352	0.000	94	1241886	10.0	9.73	
102 sec-Butylbenzene	105	10.518	10.518	0.000	95	1341142	10.0	10.1	
103 1,3-Dichlorobenzene	146	10.649	10.649	0.000	97	692061	10.0	10.2	

Compound	Sig	RT (min.)	Exp RT (min.)	Dlt RT (min.)	Q	Response	Cal Amt ug/l	OnCol Amt ug/l	Flags
104 4-Isopropyltoluene	119	10.661	10.661	0.000	97	1200411	10.0	10.8	
105 1,4-Dichlorobenzene	146	10.732	10.732	0.000	92	700065	10.0	9.66	
108 n-Butylbenzene	91	11.064	11.064	0.000	98	897238	10.0	9.50	
109 1,2-Dichlorobenzene	146	11.111	11.111	0.000	97	678933	10.0	10.5	
111 1,2-Dibromo-3-Chloropropan	157	11.894	11.894	0.000	77	33498	10.0	9.39	
113 1,2,4-Trichlorobenzene	180	12.712	12.712	0.000	94	252762	10.0	7.56	
114 Hexachlorobutadiene	225	12.878	12.878	0.000	97	145020	10.0	7.23	
115 Naphthalene	128	12.985	12.985	0.000	99	544534	10.0	7.57	
116 1,2,3-Trichlorobenzene	180	13.246	13.246	0.000	97	296369	10.0	9.03	
S 130 Xylenes, Total	106				0		20.0	23.2	
S 131 Trihalomethanes, Total	1				0		40.0	42.8	
S 158 Total BTEX	1		0.000				50.0	ND	

Reagents:

VMRPRIMW_00366	Amount Added:	8.00	Units: uL	
VMRGAS_00321	Amount Added:	8.00	Units: uL	
VMAROLISTDW_00326	Amount Added:	8.00	Units: uL	
vm50ss_stk_00082	Amount Added:	1.00	Units: uL	Run Reagent
VM50IS_00079	Amount Added:	1.00	Units: uL	Run Reagent
vm40ml_vials_00014	Amount Added:	0.00	Units:	Run Reagent
vmDist_H2o_00162	Amount Added:	0.00	Units:	Run Reagent

Report Date: 31-Dec-2019 10:45:34 Chrom Revision: 2.3 15-Dec-2019 06:20:02

Eurofins TestAmerica, Canton

Data File: \\chromna\Canton\ChromData\A3UX17\20191230-94649.b\UXR3191.D

Injection Date:	30-Dec-2019 10:36:30	Instrument ID:	A3UX17	Operator ID:	001644
Lims ID:	CCVIS L4 8260			Worklist Smp#:	2
Client ID:					
Purge Vol:	5.000 mL	Dil. Factor:	1.0000	ALS Bottle#:	4
Method:	8260_17	Limit Group:	MSV 8260B ICAL		

Column: DB-624 (0.18 mm)

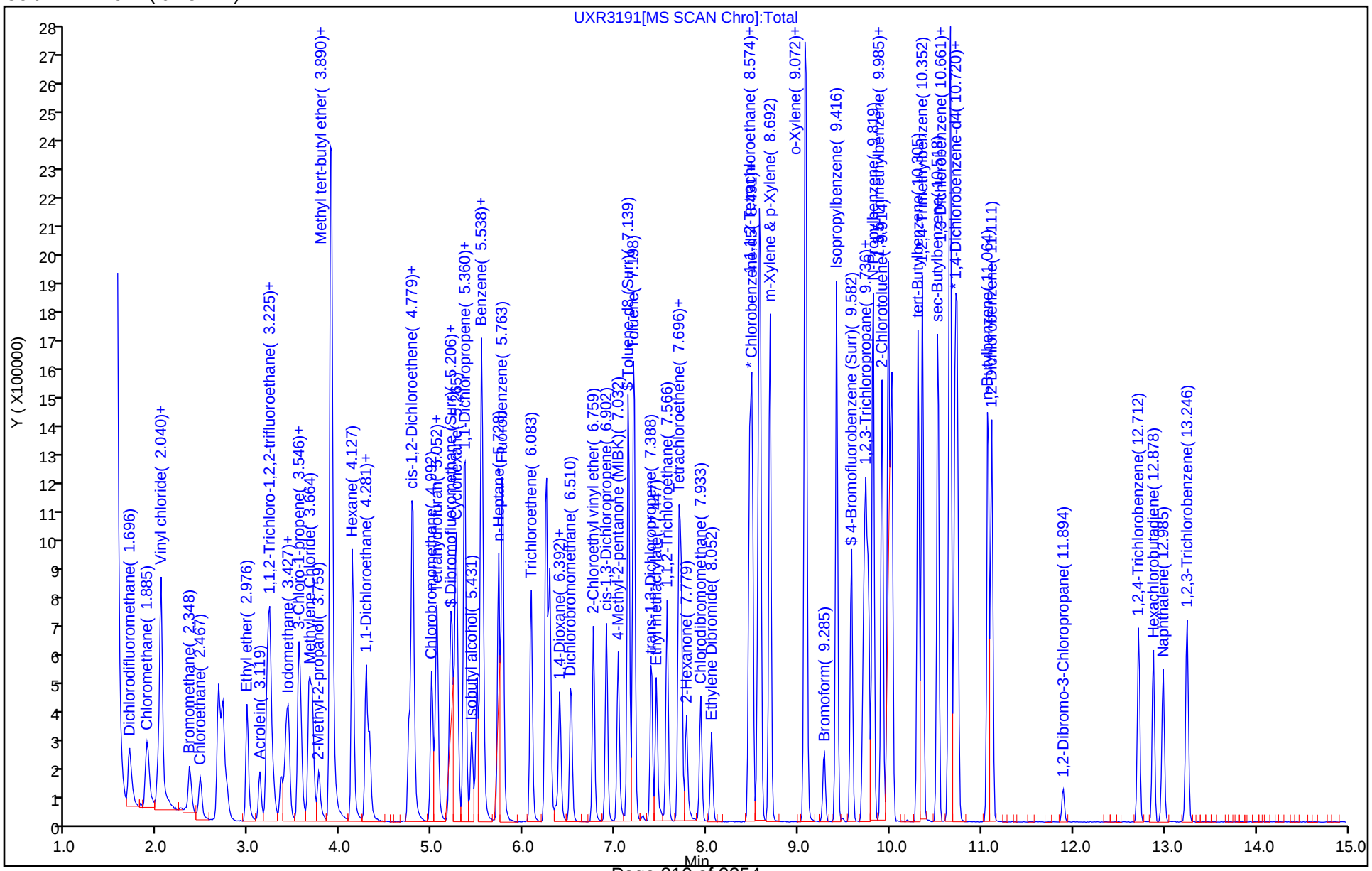

FORM VII
GC/MS VOA CONTINUING CALIBRATION DATA

Lab Name: Eurofins TestAmerica, Canton Job No.: 240-124062-1

SDG No.:

Lab Sample ID: CCV 240-417660/3 Calibration Date: 12/30/2019 10:59

Instrument ID: A3UX17 Calib Start Date: 06/11/2019 20:48

GC Column: DB-624 ID: 0.18(mm) Calib End Date: 06/11/2019 23:10

Lab File ID: UXR3192.D Conc. Units: ng/uL Heated Purge: (Y/N) N

ANALYTE	CURVE TYPE	AVE RRF	RRF	MIN RRF	CALC AMOUNT	SPIKE AMOUNT	%D	MAX %D
Acetonitrile	Ave	0.0274	0.0300		0.109	0.100	9.2	50.0
Diisopropyl ether	Ave	0.2025	0.2029		0.0100	0.0100	0.2	50.0
2-Chloro-1,3-butadiene	Ave	0.4721	0.4400		0.00932	0.0100	-6.8	50.0
Ethyl tert-butyl ether	Ave	0.6749	0.6145		0.00910	0.0100	-9.0	50.0
Ethyl acetate	Ave	0.2100	0.2042		0.0194	0.0200	-2.8	50.0
Propionitrile	Ave	0.0319	0.0363		0.114	0.100	13.6	50.0
Methacrylonitrile	Ave	0.1551	0.1529		0.0985	0.100	-1.5	50.0
Tert-amyl methyl ether	Ave	0.4972	0.4599		0.00925	0.0100	-7.5	50.0
n-Butanol	Qua		0.0044		0.194	0.250	-22.4	50.0
Ethyl acrylate	Lin1		0.2431		0.00843	0.0100	-15.7	50.0
Methyl methacrylate	Lin1		0.1834		0.0167	0.0200	-16.4	50.0
2-Nitropropane	Ave	0.0425	0.0393		0.0185	0.0200	-7.4	50.0
n-Butyl acetate	Lin1		0.1154		0.00715	0.0100	-28.5	50.0
1-Chlorohexane	Lin1		0.3383		0.00806	0.0100	-19.4	50.0
Cyclohexanone	Qua		0.0095		0.0688	0.100	-31.2	50.0
Pentachloroethane	Ave	0.1811	0.1239		0.0137	0.0200	-31.6	50.0
1,2,3-Trimethylbenzene	Lin1		2.908		0.00928	0.0100	-7.2	50.0
Benzyl chloride	Lin1		0.2025		0.0103	0.0100	3.0	50.0
1,3,5-Trichlorobenzene	Ave	1.061	1.054		0.00993	0.0100	-0.7	50.0
2-Methylnaphthalene	Qua		0.4516		0.0125	0.0200	-37.5	50.0

Eurofins TestAmerica, Canton
Target Compound Quantitation Report

Data File: \\chromna\Canton\ChromData\A3UX17\20191230-94649.b\UXR3192.D
Lims ID: CCV A9 L4
Client ID:
Sample Type: CCV
Inject. Date: 30-Dec-2019 10:59:30 ALS Bottle#: 5 Worklist Smp#: 3
Purge Vol: 5.000 mL Dil. Factor: 1.0000
Sample Info: 240-0094649-003
Operator ID: 001644 Instrument ID: A3UX17
Sublist: chrom-8260_17*sub48

Method: \\chromna\Canton\ChromData\A3UX17\20191230-94649.b\8260_17.m
Limit Group: MSV 8260B ICAL
Last Update: 31-Dec-2019 10:45:43 Calib Date: 11-Jun-2019 23:10:30
Integrator: RTE ID Type: Deconvolution ID
Quant Method: Internal Standard Quant By: Initial Calibration
Last ICal File: \\chromna\Canton\ChromData\A3UX17\20190611-88015.b\UXR8424.D

Column 1 : DB-624 (0.18 mm) Det: MS SCAN
Process Host: CTX0317

Compound	Sig	RT (min.)	Exp RT (min.)	Dlt RT (min.)	Q	Response	Cal Amt ug/l	OnCol Amt ug/l	Flags
* 1 Fluorobenzene	96	5.775	5.775	0.000	98	1148726	10.0	10.0	
* 2 Chlorobenzene-d5	117	8.467	8.467	0.000	89	845938	10.0	10.0	
* 3 1,4-Dichlorobenzene-d4	152	10.708	10.708	0.000	96	302267	10.0	10.0	s
24 Acetonitrile	41	3.534	3.534	0.000	99	344022	100.0	109.2	
35 Isopropyl ether	87	4.316	4.316	0.000	92	233024	10.0	10.0	
36 2-Chloro-1,3-butadiene	53	4.352	4.352	0.000	93	505397	10.0	9.32	
37 Tert-butyl ethyl ether	59	4.637	4.637	0.000	96	705876	10.0	9.10	
41 Ethyl acetate	43	4.838	4.838	0.000	99	469152	20.0	19.4	
42 Propionitrile	54	4.862	4.862	0.000	99	416543	100.0	113.6	
43 Methacrylonitrile	41	4.992	4.992	0.000	91	1756254	100.0	98.5	
54 Tert-amyl methyl ether	73	5.609	5.609	0.000	87	528290	10.0	9.25	
56 n-Butanol	56	6.000	6.000	0.000	90	92172	250.0	194.0	
58 Ethyl acrylate	55	6.154	6.154	0.000	98	279235	10.0	8.43	
61 Methyl methacrylate	41	6.356	6.356	0.000	94	421329	20.0	16.7	
65 2-Nitropropane	41	6.724	6.724	0.000	95	90331	20.0	18.5	
77 n-Butyl acetate	56	7.874	7.874	0.000	96	97609	10.0	7.15	
80 1-Chlorohexane	91	8.443	8.443	0.000	87	286156	10.0	8.06	
90 Cyclohexanone	55	9.534	9.534	0.000	91	28622	100.0	68.8	
100 Pentachloroethane	167	10.340	10.340	0.000	92	209676	20.0	13.7	
106 1,2,3-Trimethylbenzene	105	10.779	10.779	0.000	99	878959	10.0	9.28	
107 Benzyl chloride	126	10.874	10.874	0.000	98	61214	10.0	10.3	
112 1,3,5-Trichlorobenzene	180	12.096	12.096	0.000	97	318645	10.0	9.93	
117 2-Methylnaphthalene	142	14.372	14.372	0.000	99	273001	20.0	12.5	

QC Flag Legend

Processing Flags
s - Failed ISTD Recovery Test

Reagents:

VMRA9W_00326	Amount Added:	8.00	Units: uL
VM50IS_00077	Amount Added:	1.00	Units: uL

Report Date: 31-Dec-2019 10:45:46 Chrom Revision: 2.3 15-Dec-2019 06:20:02

Eurofins TestAmerica, Canton

Data File: \\chromna\Canton\ChromData\A3UX17\20191230-94649.b\UXR3192.D

Injection Date:	30-Dec-2019 10:59:30	Instrument ID:	A3UX17	Operator ID:	001644
Lims ID:	CCV A9 L4			Worklist Smp#:	3
Client ID:					
Purge Vol:	5.000 mL	Dil. Factor:	1.0000	ALS Bottle#:	5
Method:	8260_17	Limit Group:	MSV 8260B ICAL		

Column: DB-624 (0.18 mm)

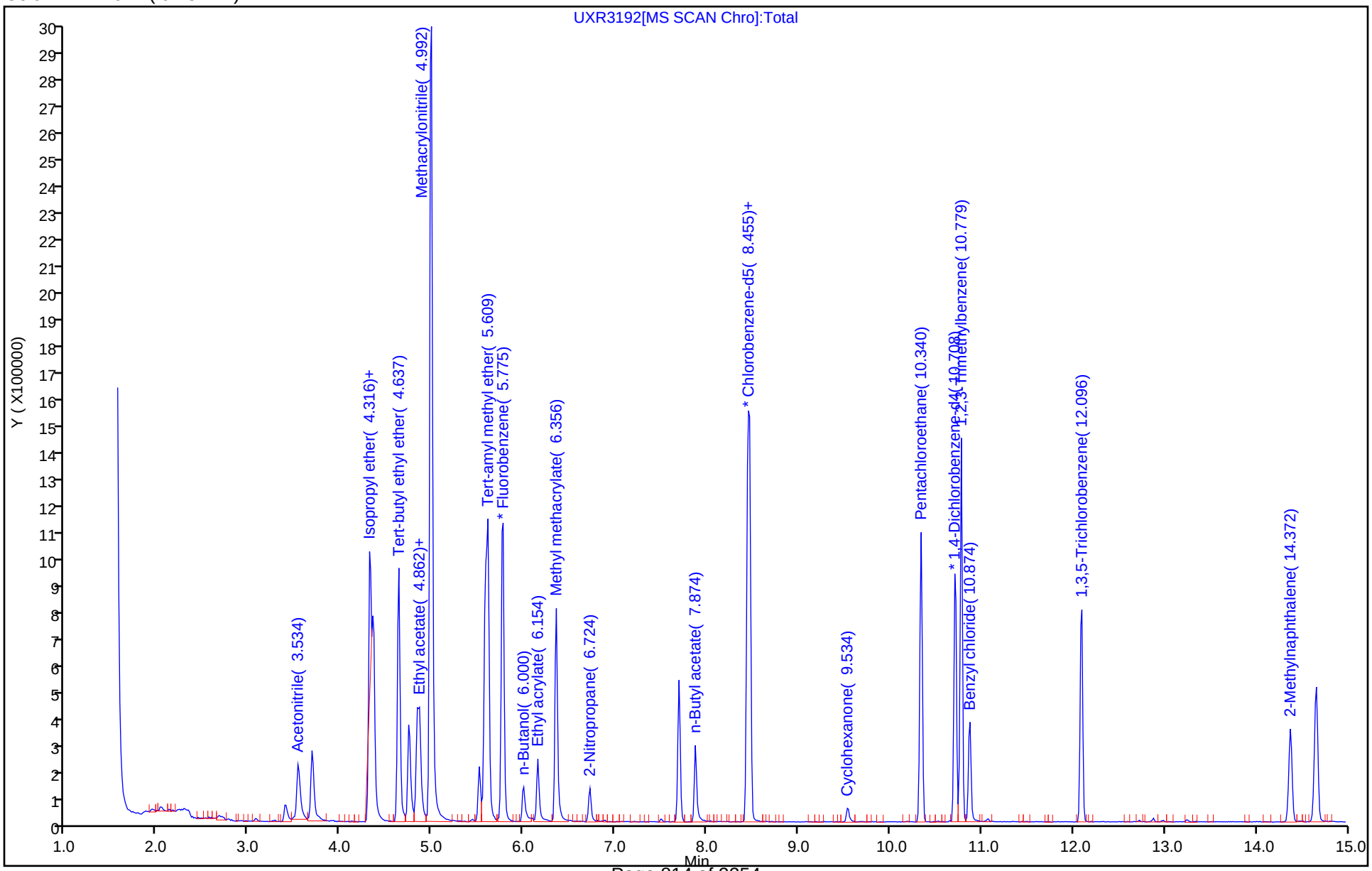

FORM VII
GC/MS VOA CONTINUING CALIBRATION DATA

Lab Name: Eurofins TestAmerica, Canton Job No.: 240-124062-1

SDG No.:

Lab Sample ID: CCVIS 240-417817/2 Calibration Date: 12/31/2019 11:28

Instrument ID: A3UX17 Calib Start Date: 06/11/2019 17:37

GC Column: DB-624 ID: 0.18(mm) Calib End Date: 06/11/2019 20:00

Lab File ID: UXR3219.D Conc. Units: ng/uL Heated Purge: (Y/N) N

ANALYTE	CURVE TYPE	AVE RRF	RRF	MIN RRF	CALC AMOUNT	SPIKE AMOUNT	%D	MAX %D
Dichlorodifluoromethane	Ave	0.3495	0.3143		0.00899	0.0100	-10.1	50.0
Chloromethane	Ave	0.4031	0.4077	0.1000	0.0101	0.0100	1.1	50.0
Vinyl chloride	Ave	0.3419	0.3373		0.00987	0.0100	-1.3	20.0
Butadiene	Ave	0.3797	0.3440		0.00906	0.0100	-9.4	50.0
Bromomethane	Ave	0.1934	0.1519		0.00786	0.0100	-21.4	50.0
Chloroethane	Ave	0.1967	0.1674		0.00851	0.0100	-14.9	50.0
Dichlorofluoromethane	Ave	0.4687	0.4700		0.0100	0.0100	0.3	50.0
Trichlorofluoromethane	Ave	0.4696	0.4372		0.00931	0.0100	-6.9	50.0
Ethyl ether	Ave	0.2301	0.2747		0.0119	0.0100	19.4	50.0
Acrolein	Ave	0.0364	0.0334		0.0458	0.0500	-8.4	50.0
1,1-Dichloroethene	Ave	0.2456	0.2252		0.00917	0.0100	-8.3	20.0
1,1,2-Trichlorotrifluoroethane	Ave	0.1824	0.1854		0.0102	0.0100	1.6	50.0
Acetone	Lin1		0.0655		0.0228	0.0200	13.8	50.0
Iodomethane	Ave	0.3475	0.3160		0.00909	0.0100	-9.1	50.0
Carbon disulfide	Ave	0.6846	0.6899		0.0101	0.0100	0.8	50.0
3-Chloro-1-propene	Ave	0.1355	0.1410		0.0104	0.0100	4.0	50.0
Methyl acetate	Ave	0.1649	0.1828		0.0222	0.0200	10.8	50.0
Methylene Chloride	Lin1		0.2575		0.00987	0.0100	-1.3	50.0
tert-Butyl alcohol	Ave	0.0099	0.0116		0.117	0.100	16.9	50.0
Acrylonitrile	Ave	0.0856	0.1066		0.125	0.100	24.5	50.0
Methyl tert-butyl ether	Ave	0.5287	0.5588		0.0106	0.0100	5.7	50.0
trans-1,2-Dichloroethene	Ave	0.2569	0.2620		0.0102	0.0100	2.0	50.0
Hexane	Ave	0.0659	0.0705		0.0107	0.0100	6.9	20.0
1,1-Dichloroethane	Ave	0.4825	0.5039	0.1000	0.0104	0.0100	4.4	50.0
Vinyl acetate	Ave	0.3658	0.3519		0.00962	0.0100	-3.8	50.0
2,2-Dichloropropane	Ave	0.0500	0.0481		0.00962	0.0100	-3.8	50.0
cis-1,2-Dichloroethene	Ave	0.2826	0.2701		0.00956	0.0100	-4.4	50.0
2-Butanone (MEK)	Ave	0.0869	0.0999		0.0230	0.0200	15.0	50.0
Bromochloromethane	Ave	0.1210	0.1262		0.0104	0.0100	4.3	50.0
Tetrahydrofuran	Ave	0.0512	0.0546		0.0214	0.0200	6.8	50.0
Chloroform	Ave	0.4740	0.4587		0.00968	0.0100	-3.2	20.0
1,1,1-Trichloroethane	Ave	0.3469	0.3395		0.00979	0.0100	-2.1	50.0
Cyclohexane	Ave	0.4794	0.4905		0.0102	0.0100	2.3	50.0
1,1-Dichloropropene	Ave	0.3468	0.3553		0.0102	0.0100	2.5	50.0
Carbon tetrachloride	Ave	0.3064	0.3362		0.0110	0.0100	9.7	50.0
Isobutyl alcohol	Qua		0.0093		0.310	0.250	23.9	50.0
Benzene	Ave	1.091	1.082		0.00992	0.0100	-0.8	50.0
1,2-Dichloroethane	Ave	0.4067	0.4021		0.00989	0.0100	-1.1	50.0
n-Heptane	Ave	0.0617	0.0591		0.00957	0.0100	-4.3	50.0
Trichloroethene	Ave	0.2668	0.2522		0.00945	0.0100	-5.5	50.0

FORM VII
GC/MS VOA CONTINUING CALIBRATION DATA

Lab Name: Eurofins TestAmerica, Canton Job No.: 240-124062-1

SDG No.:

Lab Sample ID: CCVIS 240-417817/2 Calibration Date: 12/31/2019 11:28

Instrument ID: A3UX17 Calib Start Date: 06/11/2019 17:37

GC Column: DB-624 ID: 0.18(mm) Calib End Date: 06/11/2019 20:00

Lab File ID: UXR3219.D Conc. Units: ng/uL Heated Purge: (Y/N) N

ANALYTE	CURVE TYPE	AVE RRF	RRF	MIN RRF	CALC AMOUNT	SPIKE AMOUNT	%D	MAX %D
Methylcyclohexane	Ave	0.3898	0.3849		0.00987	0.0100	-1.3	50.0
1,2-Dichloropropane	Ave	0.2700	0.3042		0.0113	0.0100	12.7	20.0
1,4-Dioxane	Ave	0.0023	0.0015		0.129	0.200	-35.3	50.0
Dibromomethane	Ave	0.1423	0.1460		0.0103	0.0100	2.6	50.0
Bromodichloromethane	Ave	0.3104	0.3037		0.00978	0.0100	-2.2	50.0
2-Chloroethyl vinyl ether	Ave	0.1210	0.1282		0.0212	0.0200	5.9	50.0
cis-1,3-Dichloropropene	Ave	0.3180	0.3405		0.0107	0.0100	7.1	50.0
4-Methyl-2-pentanone (MIBK)	Ave	0.1609	0.1843		0.0229	0.0200	14.5	50.0
Toluene	Ave	1.581	1.754		0.0111	0.0100	11.0	20.0
trans-1,3-Dichloropropene	Ave	0.3887	0.4511		0.0116	0.0100	16.1	50.0
Ethyl methacrylate	Ave	0.2983	0.3825		0.0128	0.0100	28.2	50.0
1,1,2-Trichloroethane	Ave	0.2936	0.3369		0.0115	0.0100	14.7	50.0
Tetrachloroethene	Ave	0.3154	0.3083		0.00978	0.0100	-2.2	50.0
1,3-Dichloropropane	Ave	0.5316	0.6181		0.0116	0.0100	16.3	50.0
2-Hexanone	Ave	0.1450	0.1903		0.0262	0.0200	31.2	50.0
Chlorodibromomethane	Ave	0.2745	0.3317		0.0121	0.0100	20.8	50.0
1,2-Dibromoethane	Ave	0.2663	0.3128		0.0117	0.0100	17.4	50.0
Chlorobenzene	Ave	1.018	1.097	0.3000	0.0108	0.0100	7.8	50.0
1,1,1,2-Tetrachloroethane	Ave	0.3227	0.3555		0.0110	0.0100	10.2	50.0
Ethylbenzene	Ave	0.5108	0.5641		0.0110	0.0100	10.4	20.0
m-Xylene & p-Xylene	Ave	0.6374	0.7187		0.0113	0.0100	12.8	50.0
o-Xylene	Ave	0.5836	0.6558		0.0112	0.0100	12.4	50.0
Styrene	Ave	1.012	1.173		0.0116	0.0100	15.9	50.0
Bromoform	Ave	0.1521	0.1738	0.1000	0.0114	0.0100	14.3	50.0
Isopropylbenzene	Ave	1.559	1.686		0.0108	0.0100	8.1	50.0
1,1,2,2-Tetrachloroethane	Ave	0.5816	0.6754	0.3000	0.0116	0.0100	16.1	50.0
Bromobenzene	Ave	0.7404	0.7043		0.00951	0.0100	-4.9	50.0
1,2,3-Trichloropropane	Ave	0.1994	0.2229		0.0112	0.0100	11.8	50.0
trans-1,4-Dichloro-2-butene	Ave	0.1811	0.2166		0.0120	0.0100	19.6	50.0
N-Propylbenzene	Ave	0.7726	0.8088		0.0105	0.0100	4.7	50.0
2-Chlorotoluene	Ave	0.6868	0.6845		0.00997	0.0100	-0.3	50.0
1,3,5-Trimethylbenzene	Lin1		2.584		0.00962	0.0100	-3.8	50.0
4-Chlorotoluene	Ave	0.7368	0.7729		0.0105	0.0100	4.9	50.0
tert-Butylbenzene	Ave	2.007	1.953		0.00973	0.0100	-2.7	50.0
1,2,4-Trimethylbenzene	Lin1		2.633		0.00941	0.0100	-5.9	50.0
sec-Butylbenzene	Ave	2.902	2.852		0.00983	0.0100	-1.7	50.0
1,3-Dichlorobenzene	Ave	1.493	1.444		0.00967	0.0100	-3.3	50.0
4-Isopropyltoluene	Ave	2.443	2.495		0.0102	0.0100	2.1	50.0
1,4-Dichlorobenzene	Ave	1.590	1.509		0.00949	0.0100	-5.1	50.0
n-Butylbenzene	Ave	2.072	1.873		0.00904	0.0100	-9.6	50.0
1,2-Dichlorobenzene	Ave	1.423	1.437		0.0101	0.0100	0.9	50.0

FORM VII
GC/MS VOA CONTINUING CALIBRATION DATA

Lab Name: Eurofins TestAmerica, Canton Job No.: 240-124062-1

SDG No.:

Lab Sample ID: CCVIS 240-417817/2 Calibration Date: 12/31/2019 11:28

Instrument ID: A3UX17 Calib Start Date: 06/11/2019 17:37

GC Column: DB-624 ID: 0.18(mm) Calib End Date: 06/11/2019 20:00

Lab File ID: UXR3219.D Conc. Units: ng/uL Heated Purge: (Y/N) N

ANALYTE	CURVE TYPE	AVE RRF	RRF	MIN RRF	CALC AMOUNT	SPIKE AMOUNT	%D	MAX %D
1,2-Dibromo-3-Chloropropane	Ave	0.0783	0.0827		0.0106	0.0100	5.7	50.0
1,2,4-Trichlorobenzene	Ave	0.7340	0.5540		0.00755	0.0100	-24.5	50.0
Hexachlorobutadiene	Ave	0.4403	0.3024		0.00687	0.0100	-31.3	50.0
Naphthalene	Lin1		1.155		0.00735	0.0100	-26.5	50.0
1,2,3-Trichlorobenzene	Ave	0.7203	0.6385		0.00886	0.0100	-11.4	50.0
Dibromofluoromethane (Surr)	Ave	0.2342	0.2343		0.0100	0.0100	0.0	50.0
1,2-Dichloroethane-d4 (Surr)	Ave	0.3355	0.3252		0.00969	0.0100	-3.1	50.0
Toluene-d8 (Surr)	Ave	1.296	1.500		0.0116	0.0100	15.7	50.0
4-Bromofluorobenzene (Surr)	Ave	0.4799	0.5406		0.0113	0.0100	12.6	50.0

Eurofins TestAmerica, Canton
Target Compound Quantitation Report

Data File: \\chromna\Canton\ChromData\A3UX17\20191231-94687.b\UXR3219.D
Lims ID: CCVIS L4 8260
Client ID:
Sample Type: CCVIS
Inject. Date: 31-Dec-2019 11:28:30 ALS Bottle#: 1 Worklist Smp#: 2
Purge Vol: 5.000 mL Dil. Factor: 1.0000
Sample Info: 240-0094687-002
Operator ID: 001644 Instrument ID: A3UX17
Sublist: chrom-8260_17*sub45

Method: \\chromna\Canton\ChromData\A3UX17\20191231-94687.b\8260_17.m
Limit Group: MSV 8260B ICAL
Last Update: 01-Jan-2020 09:16:08 Calib Date: 11-Jun-2019 23:10:30
Integrator: RTE ID Type: Deconvolution ID
Quant Method: Internal Standard Quant By: Initial Calibration
Last ICal File: \\chromna\Canton\ChromData\A3UX17\20190611-88015.b\UXR8424.D

Column 1 : DB-624 (0.18 mm) Det: MS SCAN
Process Host: CTX0305

Compound	Sig	RT (min.)	Exp RT (min.)	Dlt RT (min.)	Q	Response	Cal Amt ug/l	OnCol Amt ug/l	Flags
* 1 Fluorobenzene	96	5.763	5.763	0.000	99	1081346	10.0	10.0	
* 2 Chlorobenzene-d5	117	8.467	8.467	0.000	87	700127	10.0	10.0	
* 3 1,4-Dichlorobenzene-d4	152	10.708	10.708	0.000	95	418854	10.0	10.0	
$ 4 Dibromofluoromethane (Surr	113	5.194	5.194	0.000	92	253390	10.0	10.0	
$ 5 1,2-Dichloroethane-d4 (Sur	65	5.491	5.491	0.000	99	351630	10.0	9.69	
$ 6 Toluene-d8 (Surr)	98	7.139	7.139	0.000	93	1049906	10.0	11.6	
$ 7 4-Bromofluorobenzene (Surr	95	9.582	9.582	0.000	88	378492	10.0	11.3	
9 Dichlorodifluoromethane	85	1.696	1.696	0.000	98	339823	10.0	8.99	
10 Chloromethane	50	1.886	1.886	0.000	100	440828	10.0	10.1	
11 Vinyl chloride	62	2.016	2.016	0.000	98	364767	10.0	9.87	
119 Butadiene	54	2.040	2.040	0.000	86	371969	10.0	9.06	
12 Bromomethane	94	2.348	2.348	0.000	92	164291	10.0	7.86	
13 Chloroethane	64	2.467	2.467	0.000	99	180963	10.0	8.51	
14 Dichlorofluoromethane	67	2.668	2.668	0.000	96	508193	10.0	10.0	
15 Trichlorofluoromethane	101	2.704	2.704	0.000	96	472794	10.0	9.31	
16 Ethyl ether	59	2.977	2.977	0.000	93	297027	10.0	11.9	
18 Acrolein	56	3.119	3.119	0.000	99	180402	50.0	45.8	
19 1,1-Dichloroethene	96	3.214	3.214	0.000	94	243475	10.0	9.17	
20 1,1,2-Trichloro-1,2,2-trif	151	3.226	3.226	0.000	94	200440	10.0	10.2	
21 Acetone	43	3.273	3.273	0.000	100	141688	20.0	22.8	
22 Iodomethane	142	3.380	3.380	0.000	98	341716	10.0	9.09	
23 Carbon disulfide	76	3.427	3.427	0.000	100	745984	10.0	10.1	
25 3-Chloro-1-propene	76	3.546	3.546	0.000	91	152481	10.0	10.4	
26 Methyl acetate	43	3.569	3.569	0.000	98	395255	20.0	22.2	
27 Methylene Chloride	84	3.664	3.664	0.000	99	278450	10.0	9.87	
28 2-Methyl-2-propanol	59	3.759	3.759	0.000	86	125192	100.0	116.9	
29 Acrylonitrile	53	3.890	3.890	0.000	98	1153013	100.0	124.5	
31 trans-1,2-Dichloroethene	96	3.902	3.902	0.000	90	283278	10.0	10.2	
30 Methyl tert-butyl ether	73	3.902	3.902	0.000	96	604285	10.0	10.6	
32 Hexane	86	4.127	4.127	0.000	92	76214	10.0	10.7	
33 1,1-Dichloroethane	63	4.281	4.281	0.000	96	544870	10.0	10.4	
34 Vinyl acetate	43	4.317	4.317	0.000	98	380527	10.0	9.62	

Compound	Sig	RT (min.)	Exp RT (min.)	Dlt RT (min.)	Q	Response	Cal Amt ug/l	OnCol Amt ug/l	Flags
38 2,2-Dichloropropane	97	4.779	4.779	0.000	52	51981	10.0	9.62	
39 cis-1,2-Dichloroethene	96	4.779	4.779	0.000	84	292032	10.0	9.56	
40 2-Butanone (MEK)	43	4.803	4.803	0.000	100	216119	20.0	23.0	
44 Chlorobromomethane	128	4.993	4.993	0.000	96	136408	10.0	10.4	
45 Tetrahydrofuran	42	5.028	5.028	0.000	97	118174	20.0	21.4	
46 Chloroform	83	5.052	5.052	0.000	92	495991	10.0	9.68	
47 1,1,1-Trichloroethane	97	5.218	5.218	0.000	97	367130	10.0	9.79	
48 Cyclohexane	56	5.265	5.265	0.000	92	530383	10.0	10.2	
49 1,1-Dichloropropene	75	5.348	5.348	0.000	95	384226	10.0	10.2	
50 Carbon tetrachloride	117	5.360	5.360	0.000	97	363586	10.0	11.0	
51 Isobutyl alcohol	41	5.431	5.431	0.000	89	162417	250.0	309.8	
52 Benzene	78	5.538	5.538	0.000	97	1170233	10.0	9.92	
53 1,2-Dichloroethane	62	5.550	5.550	0.000	97	434813	10.0	9.89	
55 n-Heptane	100	5.728	5.728	0.000	88	63907	10.0	9.57	
57 Trichloroethene	130	6.083	6.083	0.000	97	272688	10.0	9.45	
59 Methylcyclohexane	83	6.250	6.250	0.000	91	416213	10.0	9.87	
60 1,2-Dichloropropane	63	6.285	6.285	0.000	96	328949	10.0	11.3	
63 1,4-Dioxane	88	6.392	6.392	0.000	37	32660	200.0	129.3	
62 Dibromomethane	93	6.392	6.392	0.000	95	157924	10.0	10.3	
64 Dichlorobromomethane	83	6.510	6.510	0.000	99	328361	10.0	9.78	
66 2-Chloroethyl vinyl ether	63	6.759	6.759	0.000	92	277233	20.0	21.2	
67 cis-1,3-Dichloropropene	75	6.902	6.902	0.000	94	368190	10.0	10.7	
68 4-Methyl-2-pentanone (MIBK	43	7.032	7.032	0.000	97	398506	20.0	22.9	
69 Toluene	91	7.198	7.198	0.000	98	1227950	10.0	11.1	
70 trans-1,3-Dichloropropene	75	7.388	7.388	0.000	94	315842	10.0	11.6	
71 Ethyl methacrylate	69	7.447	7.447	0.000	92	267804	10.0	12.8	
72 1,1,2-Trichloroethane	97	7.566	7.566	0.000	94	235855	10.0	11.5	
73 Tetrachloroethene	164	7.696	7.696	0.000	94	215848	10.0	9.78	
75 1,3-Dichloropropane	76	7.720	7.720	0.000	91	432735	10.0	11.6	
76 2-Hexanone	43	7.779	7.779	0.000	96	266507	20.0	26.2	
78 Chlorodibromomethane	129	7.933	7.933	0.000	90	232211	10.0	12.1	
79 Ethylene Dibromide	107	8.052	8.052	0.000	99	218983	10.0	11.7	
81 Chlorobenzene	112	8.491	8.491	0.000	94	768096	10.0	10.8	
82 1,1,1,2-Tetrachloroethane	131	8.562	8.562	0.000	92	248902	10.0	11.0	
83 Ethylbenzene	106	8.586	8.586	0.000	99	394961	10.0	11.0	
84 m-Xylene & p-Xylene	106	8.692	8.692	0.000	99	503174	10.0	11.3	
85 o-Xylene	106	9.072	9.072	0.000	95	459166	10.0	11.2	
86 Styrene	104	9.084	9.084	0.000	91	821585	10.0	11.6	
87 Bromoform	173	9.285	9.285	0.000	96	121662	10.0	11.4	
89 Isopropylbenzene	105	9.416	9.416	0.000	96	1180426	10.0	10.8	
91 1,1,2,2-Tetrachloroethane	83	9.712	9.712	0.000	95	282883	10.0	11.6	
92 Bromobenzene	156	9.736	9.736	0.000	97	294990	10.0	9.51	
94 1,2,3-Trichloropropane	110	9.760	9.760	0.000	82	93354	10.0	11.2	
93 trans-1,4-Dichloro-2-buten	53	9.760	9.760	0.000	68	90724	10.0	12.0	
95 N-Propylbenzene	120	9.819	9.819	0.000	99	338748	10.0	10.5	
96 2-Chlorotoluene	126	9.914	9.914	0.000	95	286716	10.0	9.97	
97 1,3,5-Trimethylbenzene	105	9.985	9.985	0.000	93	1082166	10.0	9.62	
98 4-Chlorotoluene	126	10.021	10.021	0.000	98	323718	10.0	10.5	
99 tert-Butylbenzene	119	10.305	10.305	0.000	94	818057	10.0	9.73	
101 1,2,4-Trimethylbenzene	105	10.353	10.353	0.000	95	1102921	10.0	9.41	
102 sec-Butylbenzene	105	10.519	10.519	0.000	95	1194639	10.0	9.83	
103 1,3-Dichlorobenzene	146	10.649	10.649	0.000	96	604696	10.0	9.67	

Compound	Sig	RT (min.)	Exp RT (min.)	Dlt RT (min.)	Q	Response	Cal Amt ug/l	OnCol Amt ug/l	Flags
104 4-Isopropyltoluene	119	10.661	10.661	0.000	97	1044969	10.0	10.2	
105 1,4-Dichlorobenzene	146	10.732	10.732	0.000	93	632059	10.0	9.49	
108 n-Butylbenzene	91	11.064	11.064	0.000	98	784643	10.0	9.04	
109 1,2-Dichlorobenzene	146	11.112	11.112	0.000	96	601686	10.0	10.1	
111 1,2-Dibromo-3-Chloropropan	157	11.894	11.894	0.000	78	34631	10.0	10.6	
113 1,2,4-Trichlorobenzene	180	12.712	12.712	0.000	95	232056	10.0	7.55	
114 Hexachlorobutadiene	225	12.878	12.878	0.000	97	126647	10.0	6.87	
115 Naphthalene	128	12.985	12.985	0.000	100	483979	10.0	7.35	
116 1,2,3-Trichlorobenzene	180	13.246	13.246	0.000	97	267437	10.0	8.86	
S 130 Xylenes, Total	106				0		20.0	22.5	
S 158 Total BTEX	1		0.000				50.0	ND	
S 131 Trihalomethanes, Total	1				0		40.0	43.0	

Reagents:

VMRPRIMW_00366	Amount Added:	8.00	Units: uL	
VMRGAS_00321	Amount Added:	8.00	Units: uL	
VMAROLISTDW_00326	Amount Added:	8.00	Units: uL	
vm50ss_stk_00082	Amount Added:	1.00	Units: uL	Run Reagent
VM50IS_00079	Amount Added:	1.00	Units: uL	Run Reagent
vm40ml_vials_00014	Amount Added:	0.00	Units:	Run Reagent
vmDist_H2o_00162	Amount Added:	0.00	Units:	Run Reagent

Report Date: 01-Jan-2020 09:16:11 Chrom Revision: 2.3 15-Dec-2019 06:20:02

Eurofins TestAmerica, Canton

Data File: \\chromna\Canton\ChromData\A3UX17\20191231-94687.b\UXR3219.D

Injection Date:	31-Dec-2019 11:28:30	Instrument ID:	A3UX17	Operator ID:	001644
Lims ID:	CCVIS L4 8260			Worklist Smp#:	2
Client ID:					
Purge Vol:	5.000 mL	Dil. Factor:	1.0000	ALS Bottle#:	1
Method:	8260_17	Limit Group:	MSV 8260B ICAL		

Column: DB-624 (0.18 mm)

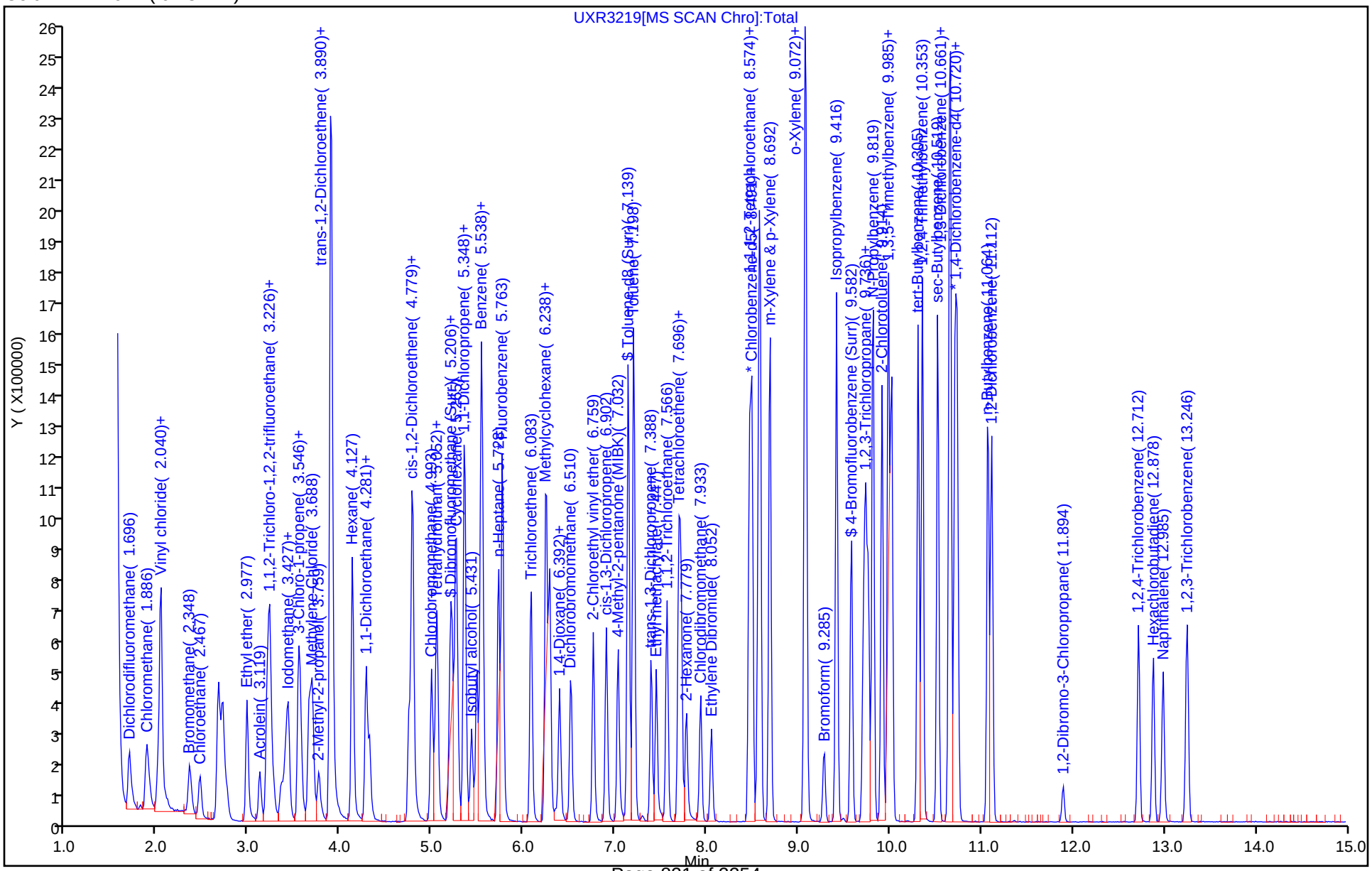

FORM VII
GC/MS VOA CONTINUING CALIBRATION DATA

Lab Name: Eurofins TestAmerica, Canton Job No.: 240-124062-1

SDG No.:

Lab Sample ID: CCV 240-417817/3 Calibration Date: 12/31/2019 11:52

Instrument ID: A3UX17 Calib Start Date: 06/11/2019 20:48

GC Column: DB-624 ID: 0.18(mm) Calib End Date: 06/11/2019 23:10

Lab File ID: UXR3220.D Conc. Units: ng/uL Heated Purge: (Y/N) N

ANALYTE	CURVE TYPE	AVE RRF	RRF	MIN RRF	CALC AMOUNT	SPIKE AMOUNT	%D	MAX %D
Acetonitrile	Ave	0.0274	0.0305		0.111	0.100	11.3	50.0
Diisopropyl ether	Ave	0.2025	0.2015		0.00995	0.0100	-0.5	50.0
2-Chloro-1,3-butadiene	Ave	0.4721	0.4564		0.00967	0.0100	-3.3	50.0
Ethyl tert-butyl ether	Ave	0.6749	0.6404		0.00949	0.0100	-5.1	50.0
Ethyl acetate	Ave	0.2100	0.2131		0.0203	0.0200	1.4	50.0
Propionitrile	Ave	0.0319	0.0382		0.120	0.100	19.8	50.0
Methacrylonitrile	Ave	0.1551	0.1614		0.104	0.100	4.1	50.0
Tert-amyl methyl ether	Ave	0.4972	0.4797		0.00965	0.0100	-3.5	50.0
n-Butanol	Qua		0.0043		0.192	0.250	-23.4	50.0
Ethyl acrylate	Lin1		0.2550		0.00882	0.0100	-11.8	50.0
Methyl methacrylate	Lin1		0.1968		0.0179	0.0200	-10.7	50.0
2-Nitropropane	Ave	0.0425	0.0423		0.0199	0.0200	-0.5	50.0
n-Butyl acetate	Lin1		0.1197		0.00738	0.0100	-26.2	50.0
1-Chlorohexane	Lin1		0.3394		0.00809	0.0100	-19.1	50.0
Cyclohexanone	Qua		0.0107		0.0765	0.100	-23.5	50.0
Pentachloroethane	Ave	0.1811	0.1470		0.0162	0.0200	-18.8	50.0
1,2,3-Trimethylbenzene	Lin1		2.976		0.00948	0.0100	-5.2	50.0
Benzyl chloride	Lin1		0.2102		0.0107	0.0100	6.6	50.0
1,3,5-Trichlorobenzene	Ave	1.061	1.017		0.00958	0.0100	-4.2	50.0
2-Methylnaphthalene	Qua		0.4902		0.0133	0.0200	-33.7	50.0

Eurofins TestAmerica, Canton
Target Compound Quantitation Report

Data File: \\chromna\Canton\ChromData\A3UX17\20191231-94687.b\UXR3220.D
Lims ID: CCV A9 L4
Client ID:
Sample Type: CCV
Inject. Date: 31-Dec-2019 11:52:30 ALS Bottle#: 2 Worklist Smp#: 3
Purge Vol: 5.000 mL Dil. Factor: 1.0000
Sample Info: 240-0094687-003
Operator ID: 001644 Instrument ID: A3UX17
Sublist: chrom-8260_17*sub48

Method: \\chromna\Canton\ChromData\A3UX17\20191231-94687.b\8260_17.m
Limit Group: MSV 8260B ICAL
Last Update: 01-Jan-2020 09:16:14 Calib Date: 11-Jun-2019 23:10:30
Integrator: RTE ID Type: Deconvolution ID
Quant Method: Internal Standard Quant By: Initial Calibration
Last ICal File: \\chromna\Canton\ChromData\A3UX17\20190611-88015.b\UXR8424.D

Column 1 : DB-624 (0.18 mm) Det: MS SCAN
Process Host: CTX0305

First Level Reviewer: williamsla Date: 31-Dec-2019 12:34:39

Compound	Sig	RT (min.)	Exp RT (min.)	Dlt RT (min.)	Q	Response	Cal Amt ug/l	OnCol Amt ug/l	Flags
* 1 Fluorobenzene	96	5.775	5.775	0.000	99	1069041	10.0	10.0	
* 2 Chlorobenzene-d5	117	8.467	8.467	0.000	89	812724	10.0	10.0	
* 3 1,4-Dichlorobenzene-d4	152	10.708	10.708	0.000	96	285214	10.0	10.0	s
24 Acetonitrile	41	3.534	3.534	0.000	99	326250	100.0	111.3	
35 Isopropyl ether	87	4.316	4.316	0.000	91	215369	10.0	9.95	
36 2-Chloro-1,3-butadiene	53	4.352	4.352	0.000	93	487895	10.0	9.67	
37 Tert-butyl ethyl ether	59	4.637	4.637	0.000	94	684562	10.0	9.49	
41 Ethyl acetate	43	4.838	4.838	0.000	99	455508	20.0	20.3	
42 Propionitrile	54	4.862	4.862	0.000	99	408727	100.0	119.8	
43 Methacrylonitrile	41	4.981	4.981	0.000	93	1725744	100.0	104.1	
54 Tert-amyl methyl ether	73	5.609	5.609	0.000	87	512802	10.0	9.65	
56 n-Butanol	56	6.000	6.000	0.000	88	87225	250.0	191.5	
58 Ethyl acrylate	55	6.155	6.155	0.000	98	272632	10.0	8.82	
61 Methyl methacrylate	41	6.356	6.356	0.000	94	420814	20.0	17.9	
65 2-Nitropropane	41	6.724	6.724	0.000	95	90368	20.0	19.9	
77 n-Butyl acetate	56	7.874	7.874	0.000	97	97295	10.0	7.38	
80 1-Chlorohexane	91	8.443	8.443	0.000	88	275839	10.0	8.09	
90 Cyclohexanone	55	9.534	9.534	0.000	90	30490	100.0	76.5	
100 Pentachloroethane	167	10.341	10.341	0.000	92	238977	20.0	16.2	
106 1,2,3-Trimethylbenzene	105	10.779	10.779	0.000	99	848856	10.0	9.48	
107 Benzyl chloride	126	10.874	10.874	0.000	98	59944	10.0	10.7	
112 1,3,5-Trichlorobenzene	180	12.096	12.096	0.000	97	290108	10.0	9.58	
117 2-Methylnaphthalene	142	14.372	14.372	0.000	97	279618	20.0	13.3	

QC Flag Legend

Processing Flags
s - Failed ISTD Recovery Test

Reagents:

VMRA9W_00326	Amount Added:	8.00	Units: uL
VM50IS_00077	Amount Added:	1.00	Units: uL

Report Date: 01-Jan-2020 09:16:15 Chrom Revision: 2.3 15-Dec-2019 06:20:02

Eurofins TestAmerica, Canton

Data File: \\chromna\Canton\ChromData\A3UX17\20191231-94687.b\UXR3220.D

Injection Date:	31-Dec-2019 11:52:30	Instrument ID:	A3UX17	Operator ID:	001644
Lims ID:	CCV A9 L4			Worklist Smp#:	3
Client ID:					
Purge Vol:	5.000 mL	Dil. Factor:	1.0000	ALS Bottle#:	2
Method:	8260_17	Limit Group:	MSV 8260B ICAL		

Column: DB-624 (0.18 mm)

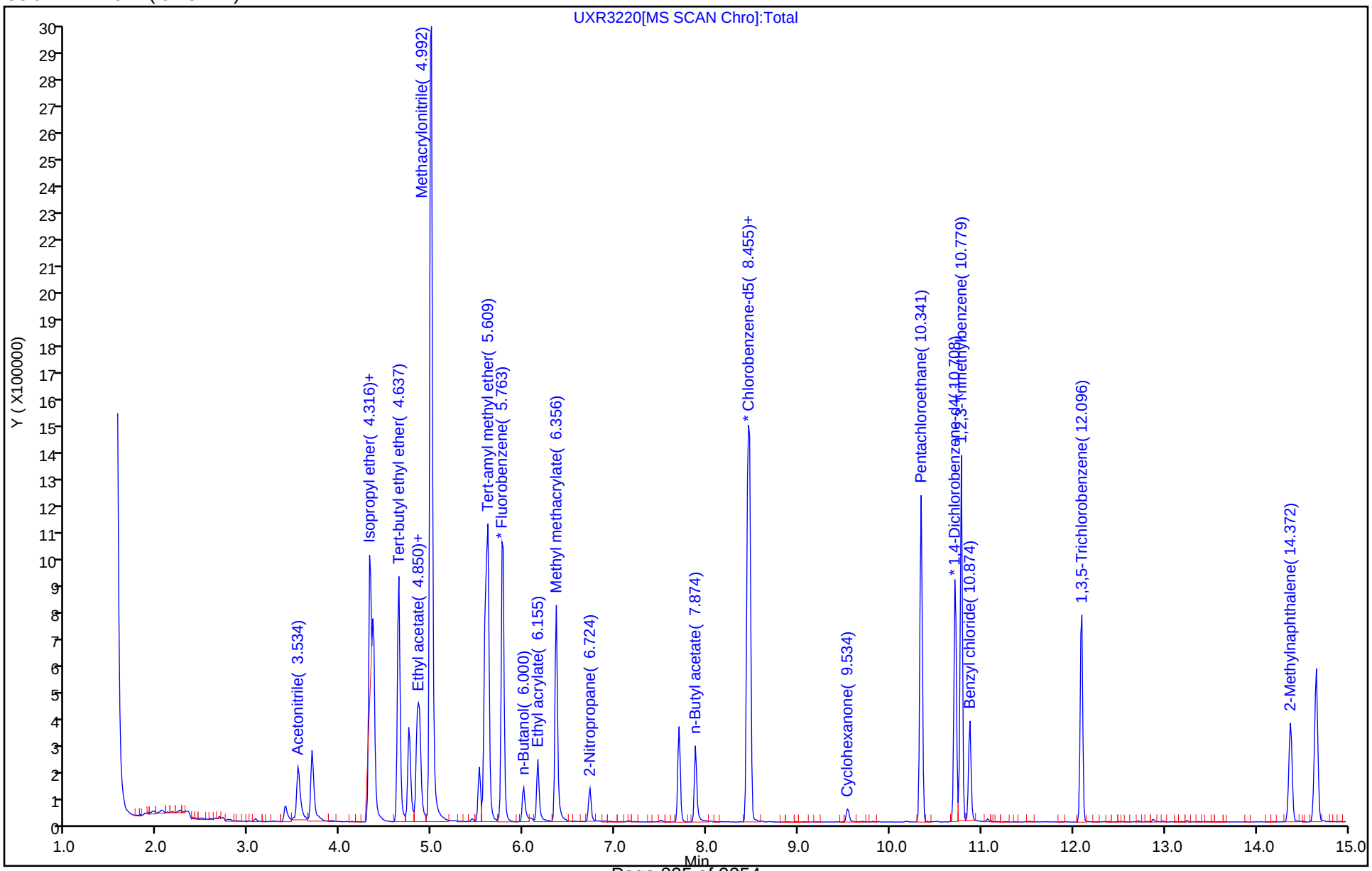

FORM VII
GC/MS VOA CONTINUING CALIBRATION DATA

Lab Name: Eurofins TestAmerica, Canton Job No.: 240-124062-1

SDG No.:

Lab Sample ID: ICV 240-408938/13 Calibration Date: 11/04/2019 05:47

Instrument ID: A3UX8 Calib Start Date: 11/04/2019 01:56

GC Column: DB-624 ID: 0.18(mm) Calib End Date: 11/04/2019 05:00

Lab File ID: UX87330.D Conc. Units: ng/uL Heated Purge: (Y/N) Y

ANALYTE	CURVE TYPE	AVE RRF	RRF	MIN RRF	CALC AMOUNT	SPIKE AMOUNT	%D	MAX %D
Dichlorodifluoromethane	Ave	0.3587	0.3446		0.0240	0.0250	-4.0	50.0
Chloromethane	Ave	0.4313	0.4175	0.1000	0.0242	0.0250	-3.2	50.0
Vinyl chloride	Ave	0.3131	0.2945		0.0235	0.0250	-5.9	20.0
Butadiene	Ave	0.3716	0.3736		0.0251	0.0250	0.5	50.0
Bromomethane	Qua		0.1746		0.0256	0.0250	2.3	50.0
Chloroethane	Ave	0.1786	0.1818		0.0254	0.0250	1.8	50.0
Dichlorofluoromethane	Ave	0.3898	0.4070		0.0261	0.0250	4.4	50.0
Trichlorofluoromethane	Ave	0.3743	0.3713		0.0248	0.0250	-0.8	50.0
Ethyl ether	Ave	0.2267	0.2316		0.0255	0.0250	2.1	50.0
Acrolein	Ave	0.0339	0.0351		0.129	0.125	3.3	50.0
1,1-Dichloroethene	Ave	0.2681	0.2735		0.0255	0.0250	2.0	20.0
1,1,2-Trichloro-1,2,2-trifluoroethane	Ave	0.2242	0.2148		0.0240	0.0250	-4.2	50.0
Acetone	Lin1		0.0697		0.0542	0.0500	8.5	50.0
Iodomethane	Ave	0.4530	0.4369		0.0241	0.0250	-3.5	50.0
Carbon disulfide	Ave	0.8003	0.8048		0.0251	0.0250	0.6	50.0
3-Chloro-1-propene	Ave	0.1564	0.1558		0.0249	0.0250	-0.4	50.0
Methyl acetate	Ave	0.1658	0.1657		0.0500	0.0500	-0.0	50.0
Methylene Chloride	Ave	0.2951	0.2843		0.0241	0.0250	-3.7	50.0
tert-Butyl alcohol	Ave	0.0152	0.0155		0.253	0.250	1.4	50.0
Acrylonitrile	Ave	0.0753	0.0759		0.252	0.250	0.8	50.0
Methyl tert-butyl ether	Ave	0.5687	0.5538		0.0243	0.0250	-2.6	50.0
trans-1,2-Dichloroethene	Ave	0.3060	0.3096		0.0253	0.0250	1.1	50.0
Hexane	Ave	0.0874	0.0941		0.0269	0.0250	7.6	20.0
1,1-Dichloroethane	Ave	0.5593	0.5435	0.1000	0.0243	0.0250	-2.8	50.0
Vinyl acetate	Ave	0.4395	0.4533		0.0258	0.0250	3.2	50.0
2,2-Dichloropropane	Ave	0.3536	0.3162		0.0224	0.0250	-10.6	50.0
2-Butanone (MEK)	Lin1		0.1060		0.0550	0.0500	10.1	50.0
cis-1,2-Dichloroethene	Ave	0.3242	0.3225		0.0249	0.0250	-0.5	50.0
Bromochloromethane	Ave	0.1265	0.1268		0.0251	0.0250	0.2	50.0
Chloroform	Ave	0.5010	0.4941		0.0247	0.0250	-1.4	20.0
Tetrahydrofuran	Ave	0.0624	0.0630		0.0505	0.0500	0.9	50.0
1,1,1-Trichloroethane	Ave	0.4080	0.4165		0.0255	0.0250	2.1	50.0
Cyclohexane	Ave	0.6505	0.6344		0.0244	0.0250	-2.5	50.0
1,1-Dichloropropene	Ave	0.4259	0.3987		0.0234	0.0250	-6.4	50.0
Carbon tetrachloride	Ave	0.3550	0.3521		0.0248	0.0250	-0.8	50.0
Isobutyl alcohol	Ave	0.0071	0.0080		0.705	0.625	12.8	50.0
1,2-Dichloroethane	Ave	0.3478	0.3465		0.0249	0.0250	-0.4	50.0
Benzene	Ave	1.253	1.180		0.0235	0.0250	-5.9	50.0
n-Heptane	Ave	0.0904	0.0943		0.0261	0.0250	4.3	50.0
Trichloroethene	Ave	0.3136	0.3077		0.0245	0.0250	-1.9	50.0

FORM VII
GC/MS VOA CONTINUING CALIBRATION DATA

Lab Name: Eurofins TestAmerica, Canton Job No.: 240-124062-1

SDG No.:

Lab Sample ID: ICV 240-408938/13 Calibration Date: 11/04/2019 05:47

Instrument ID: A3UX8 Calib Start Date: 11/04/2019 01:56

GC Column: DB-624 ID: 0.18(mm) Calib End Date: 11/04/2019 05:00

Lab File ID: UX87330.D Conc. Units: ng/uL Heated Purge: (Y/N) Y

ANALYTE	CURVE TYPE	AVE RRF	RRF	MIN RRF	CALC AMOUNT	SPIKE AMOUNT	%D	MAX %D
1,2-Dichloropropane	Ave	0.2805	0.2802		0.0250	0.0250	-0.1	20.0
Methylcyclohexane	Ave	0.5739	0.5424		0.0236	0.0250	-5.5	50.0
Dibromomethane	Ave	0.1133	0.1188		0.0262	0.0250	4.8	50.0
1,4-Dioxane	Ave	0.0017	0.0017		0.487	0.500	-2.6	50.0
Bromodichloromethane	Ave	0.2889	0.2961		0.0256	0.0250	2.5	50.0
2-Chloroethyl vinyl ether	Ave	0.0702	0.0663		0.0236	0.0250	-5.6	50.0
cis-1,3-Dichloropropene	Ave	0.3171	0.3207		0.0253	0.0250	1.1	50.0
4-Methyl-2-pentanone (MIBK)	Ave	0.1922	0.2020		0.0525	0.0500	5.1	50.0
Toluene	Ave	1.796	1.739		0.0242	0.0250	-3.2	20.0
trans-1,3-Dichloropropene	Ave	0.3750	0.3396		0.0226	0.0250	-9.4	50.0
Ethyl methacrylate	Ave	0.3060	0.3267		0.0267	0.0250	6.8	50.0
1,1,2-Trichloroethane	Ave	0.2622	0.2563		0.0244	0.0250	-2.2	50.0
1,3-Dichloropropane	Ave	0.4674	0.4609		0.0247	0.0250	-1.4	50.0
Tetrachloroethene	Ave	0.3562	0.3454		0.0242	0.0250	-3.0	50.0
2-Hexanone	Ave	0.1835	0.2041		0.0556	0.0500	11.2	50.0
Dibromochloromethane	Ave	0.2323	0.2402		0.0258	0.0250	3.4	50.0
1,2-Dibromoethane	Ave	0.2318	0.2342		0.0252	0.0250	1.0	50.0
Chlorobenzene	Ave	1.117	1.058	0.3000	0.0237	0.0250	-5.3	50.0
1,1,1,2-Tetrachloroethane	Ave	0.3329	0.3348		0.0251	0.0250	0.6	50.0
Ethylbenzene	Ave	0.6026	0.6020		0.0250	0.0250	-0.1	20.0
m-Xylene & p-Xylene	Ave	0.7631	0.7194		0.0236	0.0250	-5.7	50.0
o-Xylene	Ave	0.7301	0.7366		0.0252	0.0250	0.9	50.0
Styrene	Ave	1.108	1.103		0.0249	0.0250	-0.4	50.0
Bromoform	Ave	0.1217	0.1193	0.1000	0.0245	0.0250	-2.0	50.0
Isopropylbenzene	Ave	1.966	1.935		0.0246	0.0250	-1.5	50.0
1,1,2,2-Tetrachloroethane	Ave	0.5607	0.5612	0.3000	0.0250	0.0250	0.0	50.0
Bromobenzene	Ave	0.8554	0.7844		0.0229	0.0250	-8.3	50.0
1,2,3-Trichloropropane	Ave	0.1765	0.1752		0.0248	0.0250	-0.8	50.0
trans-1,4-Dichloro-2-butene	Ave	0.1815	0.1791		0.0247	0.0250	-1.3	50.0
N-Propylbenzene	Ave	1.076	1.017		0.0236	0.0250	-5.5	50.0
2-Chlorotoluene	Ave	0.8955	0.8361		0.0233	0.0250	-6.6	50.0
1,3,5-Trimethylbenzene	Ave	3.204	3.106		0.0242	0.0250	-3.0	50.0
4-Chlorotoluene	Ave	0.9207	0.8437		0.0229	0.0250	-8.4	50.0
tert-Butylbenzene	Ave	2.927	2.803		0.0239	0.0250	-4.3	50.0
1,2,4-Trimethylbenzene	Ave	3.244	3.157		0.0243	0.0250	-2.7	50.0
sec-Butylbenzene	Ave	4.356	4.111		0.0236	0.0250	-5.6	50.0
1,3-Dichlorobenzene	Ave	1.846	1.601		0.0217	0.0250	-13.3	50.0
p-Isopropyltoluene	Ave	3.567	3.401		0.0238	0.0250	-4.6	50.0
1,4-Dichlorobenzene	Ave	1.806	1.628		0.0225	0.0250	-9.9	50.0
n-Butylbenzene	Ave	3.274	3.012		0.0230	0.0250	-8.0	50.0
1,2-Dichlorobenzene	Ave	1.659	1.505		0.0227	0.0250	-9.3	50.0

FORM VII
GC/MS VOA CONTINUING CALIBRATION DATA

Lab Name: Eurofins TestAmerica, Canton Job No.: 240-124062-1

SDG No.:

Lab Sample ID: ICV 240-408938/13 Calibration Date: 11/04/2019 05:47

Instrument ID: A3UX8 Calib Start Date: 11/04/2019 01:56

GC Column: DB-624 ID: 0.18(mm) Calib End Date: 11/04/2019 05:00

Lab File ID: UX87330.D Conc. Units: ng/uL Heated Purge: (Y/N) Y

ANALYTE	CURVE TYPE	AVE RRF	RRF	MIN RRF	CALC AMOUNT	SPIKE AMOUNT	%D	MAX %D
1,2-Dibromo-3-Chloropropane	Ave	0.0726	0.0666		0.0229	0.0250	-8.2	50.0
1,2,4-Trichlorobenzene	Ave	1.000	0.8291		0.0207	0.0250	-17.1	50.0
Hexachlorobutadiene	Lin1		0.4874		0.0265	0.0250	5.8	50.0
Naphthalene	Ave	1.922	1.522		0.0198	0.0250	-20.8	50.0
1,2,3-Trichlorobenzene	Lin1		0.7690		0.0250	0.0250	0.0	50.0
Dibromofluoromethane (Surr)	Ave	0.2401	0.1969		0.0410	0.0500	-18.0	50.0
1,2-Dichloroethane-d4 (Surr)	Lin1		0.2247		0.0455	0.0500	-8.9	50.0
Toluene-d8 (Surr)	Ave	1.507	1.242		0.0412	0.0500	-17.6	50.0
4-Bromofluorobenzene (Surr)	Lin1		0.4384		0.0459	0.0500	-8.1	50.0

Eurofins TestAmerica, Canton
Target Compound Quantitation Report

Data File: \\chromna\Canton\ChromData\A3UX8\20191104-92755.b\UX87330.D
Lims ID: ICV
Client ID:
Sample Type: ICV
Inject. Date: 04-Nov-2019 05:47:30 ALS Bottle#: 12 Worklist Smp#: 13
Purge Vol: 5.000 mL Dil. Factor: 1.0000
Sample Info: 240-0092755-013
Operator ID: 402279 Instrument ID: A3UX8
Sublist:

Method: \\chromna\Canton\ChromData\A3UX8\20191104-92755.b\8260_8.m
Limit Group: MSV 8260B ICAL
Last Update: 06-Nov-2019 03:20:12 Calib Date: 04-Nov-2019 05:00:30
Integrator: RTE ID Type: Deconvolution ID
Quant Method: Internal Standard Quant By: Initial Calibration
Last ICal File: \\chromna\Canton\ChromData\A3UX8\20191104-92755.b\UX87328.D

Column 1 : DB-624 (0.18 mm) Det: MS SCAN
Process Host: CTX0304

First Level Reviewer: latat Date: 05-Nov-2019 02:18:53

Compound	Sig	RT (min.)	Exp RT (min.)	Dlt RT (min.)	Q	Response	Cal Amt ug/l	OnCol Amt ug/l	Flags
* 1 Fluorobenzene	96	5.088	5.086	0.002	100	763418	50.0	50.0	
* 2 Chlorobenzene-d5	117	7.597	7.595	0.002	99	515888	50.0	50.0	
* 3 1,4-Dichlorobenzene-d4	152	9.786	9.784	0.002	97	269522	50.0	50.0	
$ 4 Dibromofluoromethane (Surr	113	4.556	4.554	0.002	93	150318	50.0	41.0	
$ 5 1,2-Dichloroethane-d4 (Sur	65	4.816	4.826	-0.010	98	171538	50.0	45.5	
$ 6 Toluene-d8 (Surr)	98	6.343	6.341	0.001	95	640859	50.0	41.2	
$ 7 4-Bromofluorobenzene (Surr	95	8.674	8.672	0.002	87	226171	50.0	45.9	
9 Dichlorodifluoromethane	85	1.562	1.560	0.002	100	131516	25.0	24.0	
10 Chloromethane	50	1.728	1.726	0.002	99	159349	25.0	24.2	
11 Vinyl chloride	62	1.846	1.844	0.002	99	112427	25.0	23.5	
12 Butadiene	54	1.870	1.868	0.002	0	142618	25.0	25.1	
13 Bromomethane	94	2.142	2.140	0.002	91	66654	25.0	25.6	
14 Chloroethane	64	2.237	2.235	0.002	97	69388	25.0	25.4	
15 Dichlorofluoromethane	67	2.402	2.400	0.002	99	155366	25.0	26.1	
16 Trichlorofluoromethane	101	2.461	2.460	0.001	99	141728	25.0	24.8	
17 Ethyl ether	59	2.698	2.696	0.002	96	88390	25.0	25.5	
18 Acrolein	56	2.793	2.791	0.002	98	66920	125.0	129.1	
19 1,1-Dichloroethene	96	2.875	2.874	0.001	97	104389	25.0	25.5	
20 1,1,2-Trichloro-1,2,2-trif	151	2.887	2.886	0.001	95	82005	25.0	24.0	
21 Acetone	43	2.923	2.921	0.002	99	53198	50.0	54.2	
23 Iodomethane	142	2.994	3.004	-0.010	98	166766	25.0	24.1	
24 Carbon disulfide	76	3.065	3.063	0.002	100	307201	25.0	25.1	
26 3-Chloro-1-propene	76	3.159	3.158	0.001	88	59456	25.0	24.9	
27 Methyl acetate	43	3.171	3.170	0.001	100	126472	50.0	50.0	
28 Methylene Chloride	84	3.242	3.252	-0.010	97	108512	25.0	24.1	
29 2-Methyl-2-propanol	59	3.337	3.335	0.002	89	58981	250.0	253.4	
30 Acrylonitrile	53	3.432	3.430	0.002	97	289668	250.0	252.0	
31 trans-1,2-Dichloroethene	96	3.467	3.465	0.002	96	118160	25.0	25.3	
32 Methyl tert-butyl ether	73	3.467	3.477	-0.010	97	211379	25.0	24.3	
33 Hexane	86	3.668	3.678	-0.010	95	35904	25.0	26.9	
34 1,1-Dichloroethane	63	3.775	3.773	0.002	97	207465	25.0	24.3	

Compound	Sig	RT (min.)	Exp RT (min.)	Dlt RT (min.)	Q	Response	Cal Amt ug/l	OnCol Amt ug/l	Flags
35 Vinyl acetate	43	3.810	3.809	0.001	97	173035	25.0	25.8	
39 cis-1,2-Dichloroethene	96	4.213	4.211	0.002	86	123089	25.0	24.9	
40 2-Butanone (MEK)	43	4.213	4.211	0.002	62	80951	50.0	55.0	
41 2,2-Dichloropropane	77	4.213	4.211	0.002	81	120713	25.0	22.4	
45 Chlorobromomethane	128	4.390	4.388	0.002	94	48386	25.0	25.1	
47 Chloroform	83	4.437	4.436	0.001	97	188599	25.0	24.7	
46 Tetrahydrofuran	42	4.437	4.436	0.001	49	48068	50.0	50.5	
48 1,1,1-Trichloroethane	97	4.603	4.601	0.002	98	158968	25.0	25.5	
49 Cyclohexane	56	4.650	4.649	0.001	96	242140	25.0	24.4	
50 1,1-Dichloropropene	75	4.721	4.720	0.001	93	152171	25.0	23.4	
51 Carbon tetrachloride	117	4.733	4.731	0.002	98	134386	25.0	24.8	
52 Isobutyl alcohol	41	4.757	4.767	-0.010	93	76603	625.0	705.0	
53 1,2-Dichloroethane	62	4.875	4.873	0.002	79	132277	25.0	24.9	
54 Benzene	78	4.875	4.885	-0.010	97	450267	25.0	23.5	
56 n-Heptane	100	5.065	5.063	0.002	97	35996	25.0	26.1	
58 Trichloroethene	130	5.372	5.370	0.002	97	117467	25.0	24.5	
60 Methylcyclohexane	83	5.538	5.536	0.002	94	207041	25.0	23.6	
61 1,2-Dichloropropane	63	5.538	5.548	-0.010	93	106951	25.0	25.0	
63 Dibromomethane	93	5.633	5.631	0.002	94	45328	25.0	26.2	
64 1,4-Dioxane	88	5.644	5.643	0.001	95	12862	500.0	487.1	
65 Dichlorobromomethane	83	5.751	5.749	0.002	98	113026	25.0	25.6	
67 2-Chloroethyl vinyl ether	63	5.976	5.974	0.002	92	25289	25.0	23.6	
68 cis-1,3-Dichloropropene	75	6.106	6.116	-0.010	90	122430	25.0	25.3	
69 4-Methyl-2-pentanone (MIBK	43	6.224	6.234	-0.010	99	154218	50.0	52.5	
70 Toluene	91	6.402	6.400	0.002	97	448677	25.0	24.2	
71 trans-1,3-Dichloropropene	75	6.556	6.566	-0.010	97	87597	25.0	22.6	
72 Ethyl methacrylate	69	6.627	6.625	0.001	95	84272	25.0	26.7	
73 1,1,2-Trichloroethane	97	6.721	6.719	0.002	93	66119	25.0	24.4	
75 Tetrachloroethene	164	6.875	6.873	0.002	94	89091	25.0	24.2	
74 1,3-Dichloropropane	76	6.875	6.873	0.002	97	118889	25.0	24.7	
76 2-Hexanone	43	6.934	6.932	0.002	98	105309	50.0	55.6	
78 Chlorodibromomethane	129	7.076	7.074	0.002	90	61955	25.0	25.8	
80 Ethylene Dibromide	107	7.183	7.193	-0.010	99	60398	25.0	25.2	
82 Chlorobenzene	112	7.620	7.619	0.001	92	272871	25.0	23.7	
83 1,1,1,2-Tetrachloroethane	131	7.691	7.690	0.001	94	86367	25.0	25.1	
84 Ethylbenzene	106	7.715	7.713	0.002	99	155290	25.0	25.0	
85 m-Xylene & p-Xylene	106	7.822	7.820	0.002	99	185564	25.0	23.6	
86 o-Xylene	106	8.188	8.187	0.001	96	189995	25.0	25.2	
87 Styrene	104	8.200	8.199	0.002	91	284527	25.0	24.9	
88 Bromoform	173	8.366	8.364	0.002	97	30773	25.0	24.5	
89 Isopropylbenzene	105	8.532	8.530	0.002	96	499184	25.0	24.6	
92 1,1,2,2-Tetrachloroethane	83	8.780	8.790	-0.010	96	75622	25.0	25.0	
93 Bromobenzene	156	8.827	8.826	0.001	97	105701	25.0	22.9	
95 trans-1,4-Dichloro-2-buten	53	8.839	8.837	0.002	72	24141	25.0	24.7	
94 1,2,3-Trichloropropane	110	8.839	8.837	0.002	88	23603	25.0	24.8	
96 N-Propylbenzene	120	8.922	8.920	0.002	99	137056	25.0	23.6	
97 2-Chlorotoluene	126	9.005	9.003	0.002	96	112675	25.0	23.3	
98 1,3,5-Trimethylbenzene	105	9.076	9.086	-0.010	95	418587	25.0	24.2	
99 4-Chlorotoluene	126	9.111	9.110	0.001	98	113694	25.0	22.9	
100 tert-Butylbenzene	119	9.395	9.405	-0.010	94	377687	25.0	23.9	
102 1,2,4-Trimethylbenzene	105	9.443	9.441	0.002	95	425476	25.0	24.3	
103 sec-Butylbenzene	105	9.608	9.607	0.001	94	554044	25.0	23.6	

Compound	Sig	RT (min.)	Exp RT (min.)	Dlt RT (min.)	Q	Response	Cal Amt ug/l	OnCol Amt ug/l	Flags
104 1,3-Dichlorobenzene	146	9.727	9.725	0.002	97	215819	25.0	21.7	
105 4-Isopropyltoluene	119	9.750	9.749	0.001	97	458378	25.0	23.8	
106 1,4-Dichlorobenzene	146	9.810	9.808	0.002	95	219391	25.0	22.5	
109 n-Butylbenzene	91	10.153	10.151	0.002	98	405962	25.0	23.0	
110 1,2-Dichlorobenzene	146	10.176	10.175	0.001	97	202881	25.0	22.7	
111 1,2-Dibromo-3-Chloropropan	157	10.934	10.932	0.002	70	8977	25.0	22.9	
113 1,2,4-Trichlorobenzene	180	11.762	11.760	0.002	95	111724	25.0	20.7	
114 Hexachlorobutadiene	225	11.939	11.938	0.001	97	65676	25.0	26.5	
115 Naphthalene	128	12.010	12.009	0.001	97	205142	25.0	19.8	
116 1,2,3-Trichlorobenzene	180	12.259	12.257	0.002	96	103627	25.0	25.0	
S 128 Xylenes, Total	106				0		50.0	48.8	
S 157 Total BTEX	1				0		125.0	121.5	
S 129 Trihalomethanes, Total	1				0		100.0	100.6	

Reagents:

VMFASPW_00323	Amount Added:	2.50	Units: uL	
VMFASAW_00303	Amount Added:	2.50	Units: uL	
VMFASGW_00333	Amount Added:	2.50	Units: uL	
VMUX8SS_00031	Amount Added:	1.15	Units: uL	Run Reagent
vmDist_H2o_00158	Amount Added:	0.00	Units:	Run Reagent
VM568718_00016	Amount Added:	1.00	Units: uL	Run Reagent

Report Date: 06-Nov-2019 03:20:15 Chrom Revision: 2.3 09-Oct-2019 11:13:36

Eurofins TestAmerica, Canton

Data File: \\chromna\Canton\ChromData\A3UX8\20191104-92755.b\UX87330.D

Injection Date:	04-Nov-2019 05:47:30	Instrument ID:	A3UX8	Operator ID:	402279
Lims ID:	ICV			Worklist Smp#:	13
Client ID:					
Purge Vol:	5.000 mL	Dil. Factor:	1.0000	ALS Bottle#:	12
Method:	8260_8	Limit Group:	MSV 8260B ICAL		

Column: DB-624 (0.18 mm)

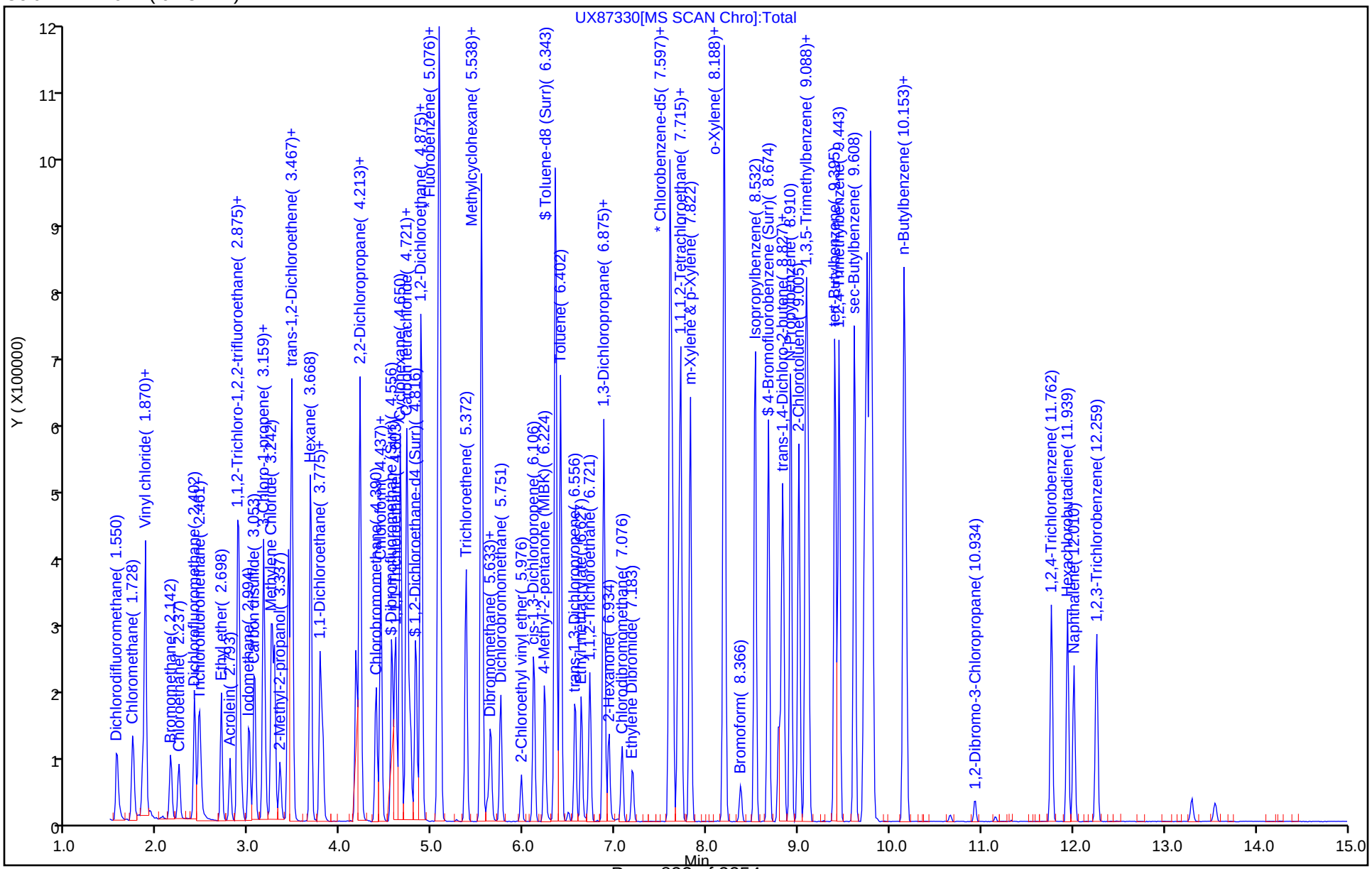

FORM VII
GC/MS VOA CONTINUING CALIBRATION DATA

Lab Name: Eurofins TestAmerica, Canton Job No.: 240-124062-1

SDG No.:

Lab Sample ID: CCVIS 240-417546/4 Calibration Date: 12/28/2019 06:45

Instrument ID: A3UX8 Calib Start Date: 11/04/2019 01:56

GC Column: DB-624 ID: 0.18(mm) Calib End Date: 11/04/2019 05:00

Lab File ID: UX88056.D Conc. Units: ng/uL Heated Purge: (Y/N) Y

ANALYTE	CURVE TYPE	AVE RRF	RRF	MIN RRF	CALC AMOUNT	SPIKE AMOUNT	%D	MAX %D
Dichlorodifluoromethane	Ave	0.3587	0.3308		0.0184	0.0200	-7.8	50.0
Chloromethane	Ave	0.4313	0.3900	0.1000	0.0181	0.0200	-9.6	50.0
Vinyl chloride	Ave	0.3131	0.2877		0.0184	0.0200	-8.1	20.0
Butadiene	Ave	0.3716	0.3347		0.0180	0.0200	-9.9	50.0
Bromomethane	Qua		0.1746		0.0201	0.0200	0.4	50.0
Chloroethane	Ave	0.1786	0.1785		0.0200	0.0200	-0.0	50.0
Dichlorofluoromethane	Ave	0.3898	0.3845		0.0197	0.0200	-1.4	50.0
Trichlorofluoromethane	Ave	0.3743	0.3732		0.0199	0.0200	-0.3	50.0
Ethyl ether	Ave	0.2267	0.1540		0.0340	0.0500	-32.1	50.0
Acrolein	Ave	0.0339	0.0210		0.154	0.250	-38.3	50.0
1,1-Dichloroethene	Ave	0.2681	0.2463		0.0459	0.0500	-8.1	20.0
1,1,2-Trichloro-1,2,2-trifluoroethane	Ave	0.2242	0.2091		0.0466	0.0500	-6.7	50.0
Acetone	Lin1		0.0554		0.0888	0.100	-11.2	50.0
Iodomethane	Ave	0.4530	0.4042		0.0446	0.0500	-10.8	50.0
Carbon disulfide	Ave	0.8003	0.7993		0.0499	0.0500	-0.1	50.0
3-Chloro-1-propene	Ave	0.1564	0.1539		0.0492	0.0500	-1.6	50.0
Methyl acetate	Ave	0.1658	0.1299		0.0784	0.100	-21.6	50.0
Methylene Chloride	Ave	0.2951	0.2574		0.0436	0.0500	-12.8	50.0
tert-Butyl alcohol	Ave	0.0152	0.0118		0.385	0.500	-22.9	50.0
Acrylonitrile	Ave	0.0753	0.0625		0.415	0.500	-16.9	50.0
trans-1,2-Dichloroethene	Ave	0.3060	0.2833		0.0463	0.0500	-7.4	50.0
Methyl tert-butyl ether	Ave	0.5687	0.4809		0.0423	0.0500	-15.4	50.0
Hexane	Ave	0.0874	0.0855		0.0489	0.0500	-2.2	20.0
1,1-Dichloroethane	Ave	0.5593	0.4870	0.1000	0.0435	0.0500	-12.9	50.0
Vinyl acetate	Ave	0.4395	0.3766		0.0428	0.0500	-14.3	50.0
cis-1,2-Dichloroethene	Ave	0.3242	0.2898		0.0447	0.0500	-10.6	50.0
2,2-Dichloropropane	Ave	0.3536	0.3205		0.0453	0.0500	-9.3	50.0
2-Butanone (MEK)	Lin1		0.0840		0.0895	0.100	-10.5	50.0
Bromochloromethane	Ave	0.1265	0.1088		0.0430	0.0500	-14.0	50.0
Chloroform	Ave	0.5010	0.4244		0.0424	0.0500	-15.3	20.0
Tetrahydrofuran	Ave	0.0624	0.0501		0.0803	0.100	-19.7	50.0
1,1,1-Trichloroethane	Ave	0.4080	0.3772		0.0462	0.0500	-7.5	50.0
Cyclohexane	Ave	0.6505	0.6242		0.0480	0.0500	-4.0	50.0
1,1-Dichloropropene	Ave	0.4259	0.3833		0.0450	0.0500	-10.0	50.0
Carbon tetrachloride	Ave	0.3550	0.3272		0.0461	0.0500	-7.8	50.0
Isobutyl alcohol	Ave	0.0071	0.0059		1.04	1.25	-16.6	50.0
1,2-Dichloroethane	Ave	0.3478	0.2812		0.0404	0.0500	-19.2	50.0
Benzene	Ave	1.253	1.084		0.0432	0.0500	-13.5	50.0
n-Heptane	Ave	0.0904	0.0908		0.0502	0.0500	0.5	50.0
Trichloroethene	Ave	0.3136	0.2787		0.0444	0.0500	-11.2	50.0

FORM VII
GC/MS VOA CONTINUING CALIBRATION DATA

Lab Name: Eurofins TestAmerica, Canton Job No.: 240-124062-1

SDG No.:

Lab Sample ID: CCVIS 240-417546/4 Calibration Date: 12/28/2019 06:45

Instrument ID: A3UX8 Calib Start Date: 11/04/2019 01:56

GC Column: DB-624 ID: 0.18(mm) Calib End Date: 11/04/2019 05:00

Lab File ID: UX88056.D Conc. Units: ng/uL Heated Purge: (Y/N) Y

ANALYTE	CURVE TYPE	AVE RRF	RRF	MIN RRF	CALC AMOUNT	SPIKE AMOUNT	%D	MAX %D
1,2-Dichloropropane	Ave	0.2805	0.2373		0.0423	0.0500	-15.4	20.0
Methylcyclohexane	Ave	0.5739	0.5381		0.0469	0.0500	-6.2	50.0
Dibromomethane	Ave	0.1133	0.1021		0.0450	0.0500	-9.9	50.0
1,4-Dioxane	Ave	0.0017	0.0013		0.775	1.00	-22.5	50.0
Bromodichloromethane	Ave	0.2889	0.2574		0.0445	0.0500	-10.9	50.0
2-Chloroethyl vinyl ether	Ave	0.0702	0.0444		0.0633	0.100	-36.7	50.0
cis-1,3-Dichloropropene	Ave	0.3171	0.2907		0.0458	0.0500	-8.3	50.0
4-Methyl-2-pentanone (MIBK)	Ave	0.1922	0.1642		0.0854	0.100	-14.6	50.0
Toluene	Ave	1.796	1.646		0.0458	0.0500	-8.4	20.0
trans-1,3-Dichloropropene	Ave	0.3750	0.3373		0.0450	0.0500	-10.0	50.0
Ethyl methacrylate	Ave	0.3060	0.2983		0.0487	0.0500	-2.5	50.0
1,1,2-Trichloroethane	Ave	0.2622	0.2302		0.0439	0.0500	-12.2	50.0
1,3-Dichloropropane	Ave	0.4674	0.3924		0.0420	0.0500	-16.1	50.0
Tetrachloroethene	Ave	0.3562	0.3282		0.0461	0.0500	-7.9	50.0
2-Hexanone	Ave	0.1835	0.1689		0.0920	0.100	-8.0	50.0
Dibromochloromethane	Ave	0.2323	0.2230		0.0480	0.0500	-4.0	50.0
1,2-Dibromoethane	Ave	0.2318	0.1993		0.0430	0.0500	-14.1	50.0
Chlorobenzene	Ave	1.117	0.9788	0.3000	0.0438	0.0500	-12.4	50.0
1,1,1,2-Tetrachloroethane	Ave	0.3329	0.3213		0.0483	0.0500	-3.5	50.0
Ethylbenzene	Ave	0.6026	0.5702		0.0473	0.0500	-5.4	20.0
m-Xylene & p-Xylene	Ave	0.7631	0.7022		0.0460	0.0500	-8.0	50.0
o-Xylene	Ave	0.7301	0.6810		0.0466	0.0500	-6.7	50.0
Styrene	Ave	1.108	1.053		0.0475	0.0500	-5.0	50.0
Bromoform	Ave	0.1217	0.1053	0.1000	0.0433	0.0500	-13.5	50.0
Isopropylbenzene	Ave	1.966	1.859		0.0473	0.0500	-5.4	50.0
1,1,2,2-Tetrachloroethane	Ave	0.5607	0.4510	0.3000	0.0402	0.0500	-19.6	50.0
Bromobenzene	Ave	0.8554	0.6838		0.0400	0.0500	-20.1	50.0
1,2,3-Trichloropropane	Ave	0.1765	0.1463		0.0414	0.0500	-17.1	50.0
trans-1,4-Dichloro-2-butene	Ave	0.1815	0.1390		0.0383	0.0500	-23.4	50.0
N-Propylbenzene	Ave	1.076	0.9534		0.0443	0.0500	-11.4	50.0
2-Chlorotoluene	Ave	0.8955	0.7456		0.0416	0.0500	-16.7	50.0
1,3,5-Trimethylbenzene	Ave	3.204	2.903		0.0453	0.0500	-9.4	50.0
4-Chlorotoluene	Ave	0.9207	0.7773		0.0422	0.0500	-15.6	50.0
tert-Butylbenzene	Ave	2.927	2.894		0.0494	0.0500	-1.1	50.0
1,2,4-Trimethylbenzene	Ave	3.244	2.857		0.0440	0.0500	-11.9	50.0
sec-Butylbenzene	Ave	4.356	3.863		0.0443	0.0500	-11.3	50.0
1,3-Dichlorobenzene	Ave	1.846	1.470		0.0398	0.0500	-20.4	50.0
p-Isopropyltoluene	Ave	3.567	3.238		0.0454	0.0500	-9.2	50.0
1,4-Dichlorobenzene	Ave	1.806	1.454		0.0403	0.0500	-19.5	50.0
n-Butylbenzene	Ave	3.274	2.902		0.0443	0.0500	-11.4	50.0
1,2-Dichlorobenzene	Ave	1.659	1.327		0.0400	0.0500	-20.0	50.0

FORM VII
GC/MS VOA CONTINUING CALIBRATION DATA

Lab Name: Eurofins TestAmerica, Canton Job No.: 240-124062-1

SDG No.:

Lab Sample ID: CCVIS 240-417546/4 Calibration Date: 12/28/2019 06:45

Instrument ID: A3UX8 Calib Start Date: 11/04/2019 01:56

GC Column: DB-624 ID: 0.18(mm) Calib End Date: 11/04/2019 05:00

Lab File ID: UX88056.D Conc. Units: ng/uL Heated Purge: (Y/N) Y

ANALYTE	CURVE TYPE	AVE RRF	RRF	MIN RRF	CALC AMOUNT	SPIKE AMOUNT	%D	MAX %D
1,2-Dibromo-3-Chloropropane	Ave	0.0726	0.0598		0.0412	0.0500	-17.6	50.0
1,2,4-Trichlorobenzene	Ave	1.000	0.7421		0.0371	0.0500	-25.7	50.0
Hexachlorobutadiene	Lin1		0.4491		0.0499	0.0500	-0.1	50.0
Naphthalene	Ave	1.922	1.293		0.0336	0.0500	-32.7	50.0
1,2,3-Trichlorobenzene	Lin1		0.6556		0.0437	0.0500	-12.5	50.0
Dibromofluoromethane (Surr)	Ave	0.2401	0.2007		0.0418	0.0500	-16.4	50.0
1,2-Dichloroethane-d4 (Surr)	Lin1		0.2034		0.0411	0.0500	-17.8	50.0
Toluene-d8 (Surr)	Ave	1.507	1.465		0.0486	0.0500	-2.8	50.0
4-Bromofluorobenzene (Surr)	Lin1		0.5231		0.0551	0.0500	10.2	50.0

Eurofins TestAmerica, Canton
Target Compound Quantitation Report

Data File: \\chromna\Canton\ChromData\A3UX8\20191228-94619.b\UX88056.D
Lims ID: CCVIS
Client ID:
Sample Type: CCVIS
Inject. Date: 28-Dec-2019 06:45:30 ALS Bottle#: 2 Worklist Smp#: 4
Purge Vol: 5.000 mL Dil. Factor: 1.0000
Sample Info: 240-0094619-004
Operator ID: 402279 Instrument ID: A3UX8
Sublist: chrom-8260_8*sub64

Method: \\chromna\Canton\ChromData\A3UX8\20191228-94619.b\8260_8.m
Limit Group: MSV 8260B ICAL
Last Update: 30-Dec-2019 06:52:39 Calib Date: 04-Nov-2019 05:00:30
Integrator: RTE ID Type: Deconvolution ID
Quant Method: Internal Standard Quant By: Initial Calibration
Last ICal File: \\chromna\Canton\ChromData\A3UX8\20191104-92755.b\UX87328.D

Column 1 : DB-624 (0.18 mm) Det: MS SCAN
Process Host: CTX0320

First Level Reviewer: latat Date: 28-Dec-2019 07:25:06

Compound	Sig	RT (min.)	Exp RT (min.)	Dlt RT (min.)	Q	Response	Cal Amt ug/l	OnCol Amt ug/l	Flags
* 1 Fluorobenzene	96	5.077	5.077	0.000	100	748510	50.0	50.0	
* 2 Chlorobenzene-d5	117	7.597	7.597	0.000	99	489756	50.0	50.0	
* 3 1,4-Dichlorobenzene-d4	152	9.786	9.786	0.000	99	265610	50.0	50.0	
$ 4 Dibromofluoromethane (Surr	113	4.556	4.556	0.000	94	150205	50.0	41.8	
$ 5 1,2-Dichloroethane-d4 (Sur	65	4.817	4.817	0.000	96	152213	50.0	41.1	
$ 6 Toluene-d8 (Surr)	98	6.343	6.343	0.000	94	717451	50.0	48.6	
$ 7 4-Bromofluorobenzene (Surr	95	8.674	8.674	0.000	89	256197	50.0	55.1	
9 Dichlorodifluoromethane	85	1.551	1.551	0.000	100	99056	20.0	18.4	
10 Chloromethane	50	1.728	1.728	0.000	100	116757	20.0	18.1	
11 Vinyl chloride	62	1.835	1.835	0.000	99	86132	20.0	18.4	
12 Butadiene	54	1.870	1.870	0.000	0	100217	20.0	18.0	
13 Bromomethane	94	2.142	2.142	0.000	90	52284	20.0	20.1	
14 Chloroethane	64	2.225	2.225	0.000	99	53454	20.0	20.0	
15 Dichlorofluoromethane	67	2.403	2.403	0.000	99	115120	20.0	19.7	
16 Trichlorofluoromethane	101	2.450	2.450	0.000	100	111740	20.0	19.9	
17 Ethyl ether	59	2.687	2.687	0.000	96	115232	50.0	34.0	
18 Acrolein	56	2.781	2.781	0.000	99	78390	250.0	154.3	
19 1,1-Dichloroethene	96	2.876	2.876	0.000	98	184371	50.0	45.9	
20 1,1,2-Trichloro-1,2,2-trif	151	2.888	2.888	0.000	96	156545	50.0	46.6	
21 Acetone	43	2.912	2.912	0.000	100	82985	100.0	88.8	
23 Iodomethane	142	2.994	2.994	0.000	97	302549	50.0	44.6	
24 Carbon disulfide	76	3.054	3.054	0.000	100	598265	50.0	49.9	
26 3-Chloro-1-propene	76	3.160	3.160	0.000	90	115164	50.0	49.2	
27 Methyl acetate	43	3.172	3.172	0.000	100	194497	100.0	78.4	
28 Methylene Chloride	84	3.243	3.243	0.000	98	192692	50.0	43.6	
29 2-Methyl-2-propanol	59	3.338	3.338	0.000	92	87970	500.0	385.5	
30 Acrylonitrile	53	3.420	3.420	0.000	100	467938	500.0	415.3	
31 trans-1,2-Dichloroethene	96	3.456	3.456	0.000	97	212015	50.0	46.3	
32 Methyl tert-butyl ether	73	3.468	3.468	0.000	98	359952	50.0	42.3	
33 Hexane	86	3.669	3.669	0.000	96	63958	50.0	48.9	
34 1,1-Dichloroethane	63	3.775	3.775	0.000	97	364552	50.0	43.5	

Compound	Sig	RT (min.)	Exp RT (min.)	Dlt RT (min.)	Q	Response	Cal Amt ug/l	OnCol Amt ug/l	Flags
35 Vinyl acetate	43	3.799	3.799	0.000	97	281860	50.0	42.8	
39 cis-1,2-Dichloroethene	96	4.201	4.201	0.000	86	216887	50.0	44.7	
40 2-Butanone (MEK)	43	4.213	4.213	0.000	54	125703	100.0	89.5	
41 2,2-Dichloropropane	77	4.213	4.213	0.000	87	239924	50.0	45.3	
45 Chlorobromomethane	128	4.391	4.391	0.000	93	81434	50.0	43.0	
46 Tetrahydrofuran	42	4.438	4.438	0.000	48	74958	100.0	80.3	
47 Chloroform	83	4.438	4.438	0.000	95	317688	50.0	42.4	
48 1,1,1-Trichloroethane	97	4.592	4.592	0.000	98	282336	50.0	46.2	
49 Cyclohexane	56	4.651	4.651	0.000	95	467230	50.0	48.0	
50 1,1-Dichloropropene	75	4.722	4.722	0.000	92	286884	50.0	45.0	
51 Carbon tetrachloride	117	4.734	4.734	0.000	98	244897	50.0	46.1	
52 Isobutyl alcohol	41	4.757	4.757	0.000	94	111118	1250.0	1043.0	
53 1,2-Dichloroethane	62	4.876	4.876	0.000	82	210480	50.0	40.4	
54 Benzene	78	4.876	4.876	0.000	97	811140	50.0	43.2	
56 n-Heptane	100	5.065	5.065	0.000	97	67994	50.0	50.2	
58 Trichloroethene	130	5.373	5.373	0.000	97	208575	50.0	44.4	
60 Methylcyclohexane	83	5.538	5.538	0.000	95	402763	50.0	46.9	
61 1,2-Dichloropropane	63	5.538	5.538	0.000	96	177641	50.0	42.3	
63 Dibromomethane	93	5.633	5.633	0.000	97	76383	50.0	45.0	
64 1,4-Dioxane	88	5.645	5.645	0.000	94	20070	1000.0	775.3	
65 Dichlorobromomethane	83	5.751	5.751	0.000	98	192691	50.0	44.5	
67 2-Chloroethyl vinyl ether	63	5.976	5.976	0.000	91	66492	100.0	63.3	
68 cis-1,3-Dichloropropene	75	6.106	6.106	0.000	91	217596	50.0	45.8	
69 4-Methyl-2-pentanone (MIBK	43	6.225	6.225	0.000	99	245864	100.0	85.4	
70 Toluene	91	6.402	6.402	0.000	98	806231	50.0	45.8	
71 trans-1,3-Dichloropropene	75	6.556	6.556	0.000	98	165214	50.0	45.0	
72 Ethyl methacrylate	69	6.627	6.627	0.000	93	146080	50.0	48.7	
73 1,1,2-Trichloroethane	97	6.722	6.722	0.000	91	112757	50.0	43.9	
75 Tetrachloroethene	164	6.876	6.876	0.000	96	160742	50.0	46.1	
74 1,3-Dichloropropane	76	6.876	6.876	0.000	93	192157	50.0	42.0	
76 2-Hexanone	43	6.923	6.923	0.000	99	165453	100.0	92.0	
78 Chlorodibromomethane	129	7.077	7.077	0.000	91	109236	50.0	48.0	
80 Ethylene Dibromide	107	7.183	7.183	0.000	99	97583	50.0	43.0	
82 Chlorobenzene	112	7.621	7.621	0.000	97	479371	50.0	43.8	
83 1,1,1,2-Tetrachloroethane	131	7.692	7.692	0.000	95	157379	50.0	48.3	
84 Ethylbenzene	106	7.716	7.716	0.000	99	279254	50.0	47.3	
85 m-Xylene & p-Xylene	106	7.822	7.822	0.000	99	343885	50.0	46.0	
86 o-Xylene	106	8.189	8.189	0.000	89	333526	50.0	46.6	
87 Styrene	104	8.189	8.189	0.000	85	515561	50.0	47.5	
88 Bromoform	173	8.366	8.366	0.000	96	51562	50.0	43.3	
89 Isopropylbenzene	105	8.532	8.532	0.000	96	910248	50.0	47.3	
92 1,1,2,2-Tetrachloroethane	83	8.781	8.781	0.000	95	119778	50.0	40.2	
93 Bromobenzene	156	8.828	8.828	0.000	96	181634	50.0	40.0	
95 trans-1,4-Dichloro-2-buten	53	8.840	8.840	0.000	75	36919	50.0	38.3	
94 1,2,3-Trichloropropane	110	8.840	8.840	0.000	88	38863	50.0	41.4	
96 N-Propylbenzene	120	8.911	8.911	0.000	99	253234	50.0	44.3	
97 2-Chlorotoluene	126	9.005	9.005	0.000	96	198037	50.0	41.6	
98 1,3,5-Trimethylbenzene	105	9.076	9.076	0.000	96	770962	50.0	45.3	
99 4-Chlorotoluene	126	9.100	9.100	0.000	98	206450	50.0	42.2	
100 tert-Butylbenzene	119	9.396	9.396	0.000	94	768790	50.0	49.4	
102 1,2,4-Trimethylbenzene	105	9.443	9.443	0.000	95	758960	50.0	44.0	
103 sec-Butylbenzene	105	9.609	9.609	0.000	94	1025989	50.0	44.3	

Compound	Sig	RT (min.)	Exp RT (min.)	Dlt RT (min.)	Q	Response	Cal Amt ug/l	OnCol Amt ug/l	Flags
104 1,3-Dichlorobenzene	146	9.727	9.727	0.000	97	390336	50.0	39.8	
105 4-Isopropyltoluene	119	9.751	9.751	0.000	97	860078	50.0	45.4	
106 1,4-Dichlorobenzene	146	9.810	9.810	0.000	96	386224	50.0	40.3	
109 n-Butylbenzene	91	10.153	10.153	0.000	99	770774	50.0	44.3	
110 1,2-Dichlorobenzene	146	10.177	10.177	0.000	98	352587	50.0	40.0	
111 1,2-Dibromo-3-Chloropropan	157	10.934	10.934	0.000	81	15895	50.0	41.2	
113 1,2,4-Trichlorobenzene	180	11.762	11.762	0.000	95	197121	50.0	37.1	
114 Hexachlorobutadiene	225	11.940	11.940	0.000	98	119284	50.0	49.9	
115 Naphthalene	128	12.011	12.011	0.000	97	343452	50.0	33.6	
116 1,2,3-Trichlorobenzene	180	12.259	12.259	0.000	96	174122	50.0	43.7	
S 128 Xylenes, Total	106				0		100.0	92.6	
S 129 Trihalomethanes, Total	1				0		200.0	178.2	
S 157 Total BTEX	1				0		250.0	229.0	

Reagents:

VMRPRIMW_00366	Amount Added:	5.00	Units: uL	
VMAROLISTDW_00326	Amount Added:	5.00	Units: uL	
VMRGAS_00321	Amount Added:	2.00	Units: uL	
vm40ml_vials_00014	Amount Added:	0.00	Units:	Run Reagent
VMUX8SS_00032	Amount Added:	1.15	Units: uL	Run Reagent
vmDist_H2o_00161	Amount Added:	0.00	Units:	Run Reagent
VM568718_00017	Amount Added:	1.00	Units: uL	Run Reagent

Report Date: 30-Dec-2019 06:52:40 Chrom Revision: 2.3 15-Dec-2019 06:20:02

Eurofins TestAmerica, Canton

Data File: \\chromna\Canton\ChromData\A3UX8\20191228-94619.b\UX88056.D

Injection Date:	28-Dec-2019 06:45:30	Instrument ID:	A3UX8	Operator ID:	402279
Lims ID:	CCVIS			Worklist Smp#:	4
Client ID:					
Purge Vol:	5.000 mL	Dil. Factor:	1.0000	ALS Bottle#:	2
Method:	8260_8	Limit Group:	MSV 8260B ICAL		

Column: DB-624 (0.18 mm)

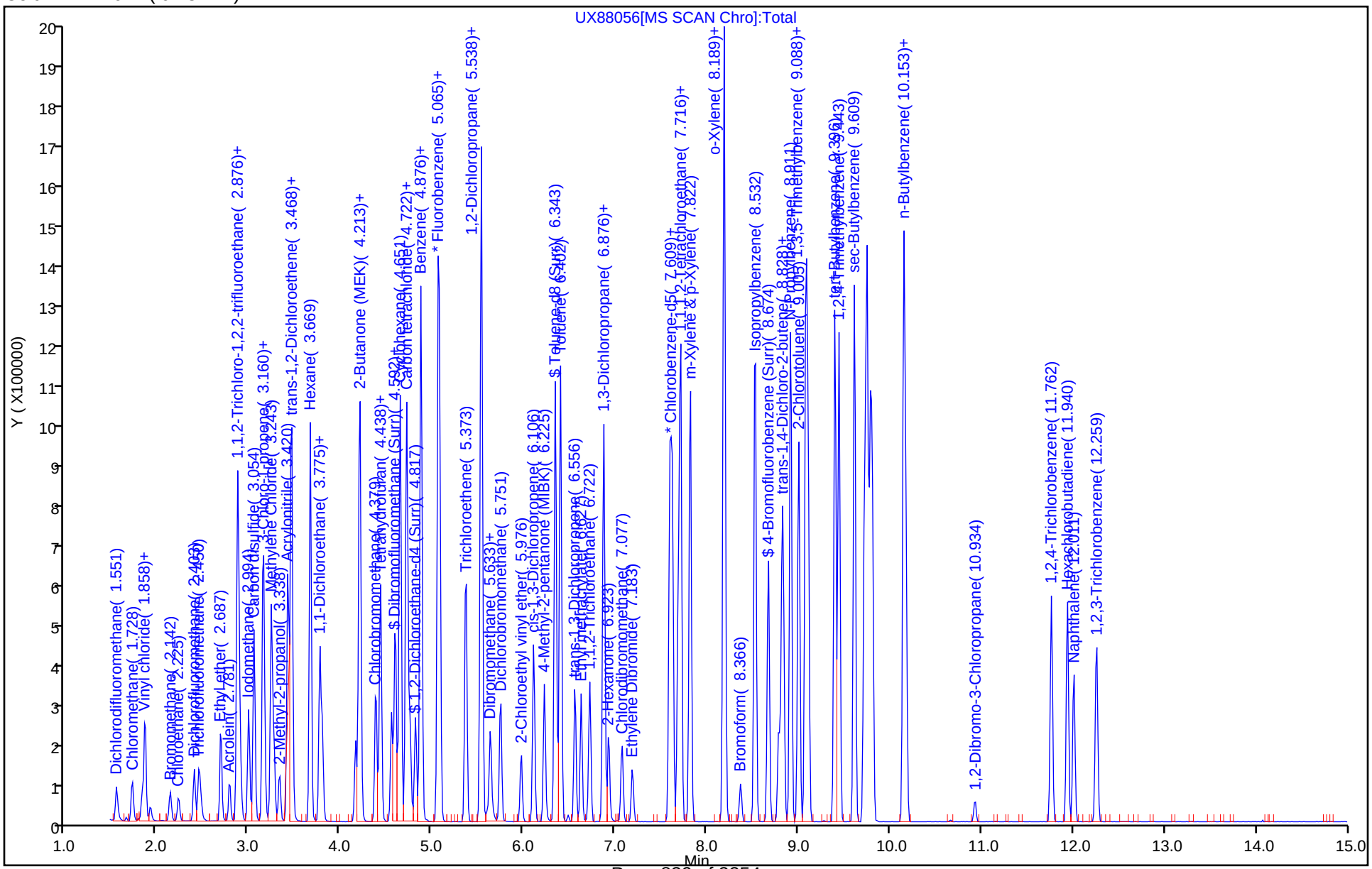

FORM VII
GC/MS VOA CONTINUING CALIBRATION DATA

Lab Name: Eurofins TestAmerica, Canton Job No.: 240-124062-1

SDG No.:

Lab Sample ID: CCV 240-417546/5 Calibration Date: 12/28/2019 07:07

Instrument ID: A3UX8 Calib Start Date: 08/16/2019 07:03

GC Column: DB-624 ID: 0.18(mm) Calib End Date: 08/16/2019 09:57

Lab File ID: UX88057.D Conc. Units: ng/uL Heated Purge: (Y/N) Y

ANALYTE	CURVE TYPE	AVE RRF	RRF	MIN RRF	CALC AMOUNT	SPIKE AMOUNT	%D	MAX %D
Acetonitrile	Ave	0.0232	0.0228		0.491	0.500	-1.7	50.0
Diisopropyl ether	Ave	0.2512	0.2055		0.0409	0.0500	-18.2	50.0
2-Chloro-1,3-butadiene	Ave	0.4896	0.5076		0.0518	0.0500	3.7	50.0
Ethyl tert-butyl ether	Ave	0.7071	0.6501		0.0460	0.0500	-8.1	50.0
Ethyl acetate	Ave	0.1538	0.1713		0.111	0.100	11.4	50.0
Propionitrile	Ave	0.0237	0.0229		0.483	0.500	-3.3	50.0
Methacrylonitrile	Ave	0.1081	0.1186		0.549	0.500	9.7	50.0
Tert-amyl methyl ether	Ave	0.5433	0.4631		0.0426	0.0500	-14.7	50.0
n-Butanol	Ave	0.0039	0.0033		1.06	1.25	-15.1	50.0
Ethyl acrylate	Ave	0.1823	0.2018		0.0553	0.0500	10.7	50.0
Methyl methacrylate	Ave	0.1371	0.1647		0.120	0.100	20.1	50.0
2-Nitropropane	Ave	0.0212	0.0246		0.116	0.100	15.6	50.0
n-Butyl acetate	Ave	0.3565	0.3739		0.0524	0.0500	4.9	50.0
1-Chlorohexane	Ave	0.5241	0.4980		0.0475	0.0500	-5.0	50.0
Cyclohexanone	Ave	0.0071	0.0049		0.343	0.500	-31.4	50.0
Pentachloroethane	Ave	0.4313	0.2302		0.0534	0.100	-46.6	50.0
1,2,3-Trimethylbenzene	Ave	3.078	2.738		0.0445	0.0500	-11.0	50.0
Benzyl chloride	Lin1		0.1038		0.0300	0.0500	-40.0	50.0
1,3,5-Trichlorobenzene	Ave	1.411	1.016		0.0360	0.0500	-28.0	50.0
2-Methylnaphthalene	Lin1		0.7698		0.0610	0.100	-39.0	50.0

Eurofins TestAmerica, Canton
Target Compound Quantitation Report

Data File: \\chromna\Canton\ChromData\A3UX8\20191228-94619.b\UX88057.D
Lims ID: CCV A9
Client ID:
Sample Type: CCV
Inject. Date: 28-Dec-2019 07:07:30 ALS Bottle#: 3 Worklist Smp#: 5
Purge Vol: 5.000 mL Dil. Factor: 1.0000
Sample Info: 240-0094619-005
Operator ID: 402279 Instrument ID: A3UX8
Sublist: chrom-8260_8*sub69

Method: \\chromna\Canton\ChromData\A3UX8\20191228-94619.b\8260_8.m
Limit Group: MSV 8260B ICAL
Last Update: 30-Dec-2019 06:52:47 Calib Date: 04-Nov-2019 05:00:30
Integrator: RTE ID Type: Deconvolution ID
Quant Method: Internal Standard Quant By: Initial Calibration
Last ICal File: \\chromna\Canton\ChromData\A3UX8\20191104-92755.b\UX87328.D

Column 1 : DB-624 (0.18 mm) Det: MS SCAN
Process Host: CTX0320

First Level Reviewer: latat Date: 28-Dec-2019 08:14:33

Compound	Sig	RT (min.)	Exp RT (min.)	Dlt RT (min.)	Q	Response	Cal Amt ug/l	OnCol Amt ug/l	Flags
* 1 Fluorobenzene	96	5.085	5.077	0.008	100	769045	50.0	50.0	
* 2 Chlorobenzene-d5	117	7.594	7.597	-0.003	97	524520	50.0	50.0	
* 3 1,4-Dichlorobenzene-d4	152	9.783	9.786	-0.003	98	261086	50.0	50.0	
25 Acetonitrile	41	3.121	3.124	-0.003	99	175287	500.0	491.5	
36 Isopropyl ether	87	3.831	3.822	0.009	96	158070	50.0	40.9	
37 2-Chloro-1,3-butadiene	53	3.843	3.845	-0.002	94	390364	50.0	51.8	
38 Tert-butyl ethyl ether	59	4.091	4.094	-0.003	97	499947	50.0	46.0	
43 Propionitrile	54	4.245	4.248	-0.003	98	176035	500.0	483.4	
42 Ethyl acetate	43	4.245	4.248	-0.003	100	263393	100.0	111.4	
44 Methacrylonitrile	41	4.363	4.366	-0.003	98	912054	500.0	548.7	
55 Tert-amyl methyl ether	73	4.955	4.946	0.009	92	356179	50.0	42.6	
57 n-Butanol	56	5.262	5.265	-0.003	96	64007	1250.0	1060.8	
59 Ethyl acrylate	55	5.416	5.419	-0.003	99	155173	50.0	55.3	
62 Methyl methacrylate	41	5.606	5.608	-0.002	95	253293	100.0	120.1	
66 2-Nitropropane	41	5.925	5.916	0.009	96	37763	100.0	115.6	
77 n-Butyl acetate	43	7.026	7.028	-0.002	99	196104	50.0	52.4	
81 1-Chlorohexane	91	7.582	7.585	-0.002	89	261200	50.0	47.5	
91 Cyclohexanone	55	8.611	8.614	-0.003	96	25499	500.0	342.9	
101 Pentachloroethane	167	9.416	9.419	-0.003	0	120196	100.0	53.4	
107 1,2,3-Trimethylbenzene	105	9.854	9.856	-0.002	99	714981	50.0	44.5	
108 Benzyl chloride	126	9.936	9.927	0.009	99	27107	50.0	30.0	
112 1,3,5-Trichlorobenzene	180	11.155	11.146	0.009	97	265375	50.0	36.0	
117 2-Methylnaphthalene	142	13.297	13.300	-0.003	93	401946	100.0	61.0	

Reagents:

VMRA9W_00326 Amount Added: 5.00 Units: uL
VM568718_00017 Amount Added: 1.00 Units: uL

Report Date: 30-Dec-2019 06:52:48 Chrom Revision: 2.3 15-Dec-2019 06:20:02

Eurofins TestAmerica, Canton

Data File: \\chromna\Canton\ChromData\A3UX8\20191228-94619.b\UX88057.D

Injection Date:	28-Dec-2019 07:07:30	Instrument ID:	A3UX8	Operator ID:	402279
Lims ID:	CCV A9			Worklist Smp#:	5
Client ID:					
Purge Vol:	5.000 mL	Dil. Factor:	1.0000	ALS Bottle#:	3
Method:	8260_8	Limit Group:	MSV 8260B ICAL		

Column: DB-624 (0.18 mm)

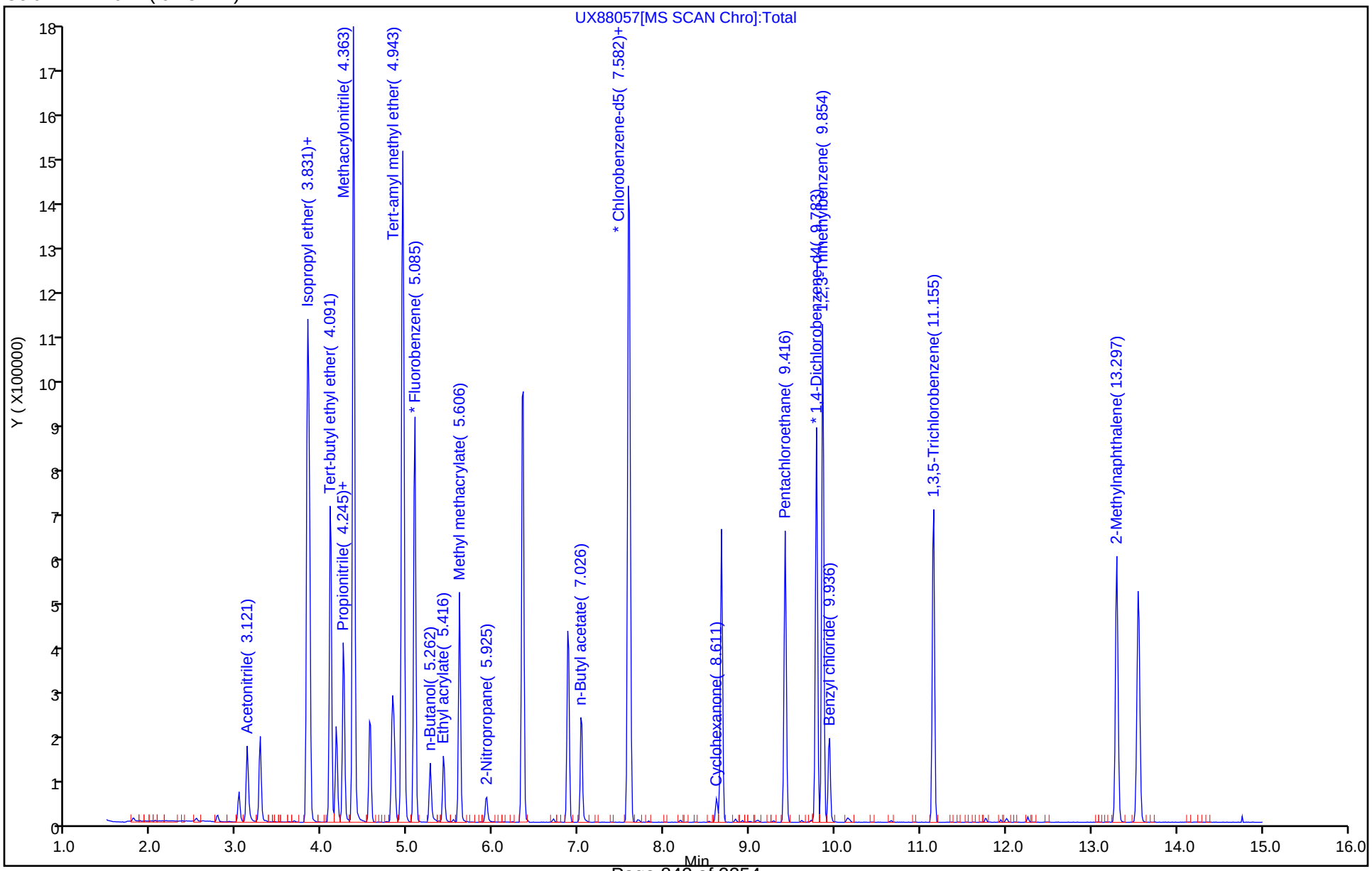

FORM VII
GC/MS VOA CONTINUING CALIBRATION DATA

Lab Name: Eurofins TestAmerica, Canton Job No.: 240-124062-1

SDG No.:

Lab Sample ID: CCVIS 240-417563/4 Calibration Date: 12/29/2019 03:29

Instrument ID: A3UX8 Calib Start Date: 11/04/2019 01:56

GC Column: DB-624 ID: 0.18(mm) Calib End Date: 11/04/2019 05:00

Lab File ID: UX88089.D Conc. Units: ng/uL Heated Purge: (Y/N) Y

ANALYTE	CURVE TYPE	AVE RRF	RRF	MIN RRF	CALC AMOUNT	SPIKE AMOUNT	%D	MAX %D
Dichlorodifluoromethane	Ave	0.3587	0.3126		0.0174	0.0200	-12.9	50.0
Chloromethane	Ave	0.4313	0.3546	0.1000	0.0164	0.0200	-17.8	50.0
Vinyl chloride	Ave	0.3131	0.2671		0.0171	0.0200	-14.7	20.0
Butadiene	Ave	0.3716	0.3074		0.0165	0.0200	-17.3	50.0
Bromomethane	Qua		0.1612		0.0184	0.0200	-8.0	50.0
Chloroethane	Ave	0.1786	0.1633		0.0183	0.0200	-8.6	50.0
Dichlorofluoromethane	Ave	0.3898	0.3553		0.0182	0.0200	-8.9	50.0
Trichlorofluoromethane	Ave	0.3743	0.3460		0.0185	0.0200	-7.5	50.0
Ethyl ether	Ave	0.2267	0.1873		0.0413	0.0500	-17.4	50.0
Acrolein	Ave	0.0339	0.0201		0.148	0.250	-40.7	50.0
1,1-Dichloroethene	Ave	0.2681	0.2536		0.0473	0.0500	-5.4	20.0
1,1,2-Trichloro-1,2,2-trifluoroethane	Ave	0.2242	0.2120		0.0473	0.0500	-5.5	50.0
Acetone	Lin1		0.0548		0.0877	0.100	-12.3	50.0
Iodomethane	Ave	0.4530	0.4084		0.0451	0.0500	-9.8	50.0
Carbon disulfide	Ave	0.8003	0.8241		0.0515	0.0500	3.0	50.0
3-Chloro-1-propene	Ave	0.1564	0.1559		0.0499	0.0500	-0.3	50.0
Methyl acetate	Ave	0.1658	0.1324		0.0799	0.100	-20.1	50.0
Methylene Chloride	Ave	0.2951	0.2570		0.0436	0.0500	-12.9	50.0
tert-Butyl alcohol	Ave	0.0152	0.0113		0.372	0.500	-25.6	50.0
Acrylonitrile	Ave	0.0753	0.0617		0.410	0.500	-18.0	50.0
trans-1,2-Dichloroethene	Ave	0.3060	0.2878		0.0470	0.0500	-6.0	50.0
Methyl tert-butyl ether	Ave	0.5687	0.4719		0.0415	0.0500	-17.0	50.0
Hexane	Ave	0.0874	0.0905		0.0518	0.0500	3.6	20.0
1,1-Dichloroethane	Ave	0.5593	0.4930	0.1000	0.0441	0.0500	-11.9	50.0
Vinyl acetate	Ave	0.4395	0.3903		0.0444	0.0500	-11.2	50.0
2-Butanone (MEK)	Lin1		0.0821		0.0875	0.100	-12.5	50.0
cis-1,2-Dichloroethene	Ave	0.3242	0.2893		0.0446	0.0500	-10.7	50.0
2,2-Dichloropropane	Ave	0.3536	0.3133		0.0443	0.0500	-11.4	50.0
Bromochloromethane	Ave	0.1265	0.1151		0.0455	0.0500	-9.0	50.0
Chloroform	Ave	0.5010	0.4320		0.0431	0.0500	-13.8	20.0
Tetrahydrofuran	Ave	0.0624	0.0502		0.0804	0.100	-19.6	50.0
1,1,1-Trichloroethane	Ave	0.4080	0.3811		0.0467	0.0500	-6.6	50.0
Cyclohexane	Ave	0.6505	0.6289		0.0483	0.0500	-3.3	50.0
1,1-Dichloropropene	Ave	0.4259	0.3884		0.0456	0.0500	-8.8	50.0
Carbon tetrachloride	Ave	0.3550	0.3388		0.0477	0.0500	-4.6	50.0
Isobutyl alcohol	Ave	0.0071	0.0056		0.990	1.25	-20.8	50.0
1,2-Dichloroethane	Ave	0.3478	0.2853		0.0410	0.0500	-18.0	50.0
Benzene	Ave	1.253	1.111		0.0443	0.0500	-11.3	50.0
n-Heptane	Ave	0.0904	0.0919		0.0508	0.0500	1.6	50.0
Trichloroethene	Ave	0.3136	0.2871		0.0458	0.0500	-8.5	50.0

FORM VII
GC/MS VOA CONTINUING CALIBRATION DATA

Lab Name: Eurofins TestAmerica, Canton Job No.: 240-124062-1

SDG No.:

Lab Sample ID: CCVIS 240-417563/4 Calibration Date: 12/29/2019 03:29

Instrument ID: A3UX8 Calib Start Date: 11/04/2019 01:56

GC Column: DB-624 ID: 0.18(mm) Calib End Date: 11/04/2019 05:00

Lab File ID: UX88089.D Conc. Units: ng/uL Heated Purge: (Y/N) Y

ANALYTE	CURVE TYPE	AVE RRF	RRF	MIN RRF	CALC AMOUNT	SPIKE AMOUNT	%D	MAX %D
Methylcyclohexane	Ave	0.5739	0.5523		0.0481	0.0500	-3.8	50.0
1,2-Dichloropropane	Ave	0.2805	0.2423		0.0432	0.0500	-13.6	20.0
Dibromomethane	Ave	0.1133	0.1004		0.0443	0.0500	-11.4	50.0
1,4-Dioxane	Ave	0.0017	0.0014		0.834	1.00	-16.6	50.0
Bromodichloromethane	Ave	0.2889	0.2568		0.0444	0.0500	-11.1	50.0
2-Chloroethyl vinyl ether	Ave	0.0702	0.0454		0.0646	0.100	-35.4	50.0
cis-1,3-Dichloropropene	Ave	0.3171	0.2882		0.0454	0.0500	-9.1	50.0
4-Methyl-2-pentanone (MIBK)	Ave	0.1922	0.1594		0.0829	0.100	-17.1	50.0
Toluene	Ave	1.796	1.701		0.0473	0.0500	-5.3	20.0
trans-1,3-Dichloropropene	Ave	0.3750	0.3413		0.0455	0.0500	-9.0	50.0
Ethyl methacrylate	Ave	0.3060	0.2922		0.0477	0.0500	-4.5	50.0
1,1,2-Trichloroethane	Ave	0.2622	0.2284		0.0436	0.0500	-12.9	50.0
1,3-Dichloropropane	Ave	0.4674	0.4038		0.0432	0.0500	-13.6	50.0
Tetrachloroethene	Ave	0.3562	0.3442		0.0483	0.0500	-3.4	50.0
2-Hexanone	Ave	0.1835	0.1663		0.0906	0.100	-9.4	50.0
Dibromochloromethane	Ave	0.2323	0.2316		0.0498	0.0500	-0.3	50.0
1,2-Dibromoethane	Ave	0.2318	0.2091		0.0451	0.0500	-9.8	50.0
Chlorobenzene	Ave	1.117	1.006	0.3000	0.0451	0.0500	-9.9	50.0
1,1,1,2-Tetrachloroethane	Ave	0.3329	0.3161		0.0475	0.0500	-5.1	50.0
Ethylbenzene	Ave	0.6026	0.5864		0.0486	0.0500	-2.7	20.0
m-Xylene & p-Xylene	Ave	0.7631	0.7219		0.0473	0.0500	-5.4	50.0
o-Xylene	Ave	0.7301	0.6907		0.0473	0.0500	-5.4	50.0
Styrene	Ave	1.108	1.050		0.0474	0.0500	-5.3	50.0
Bromoform	Ave	0.1217	0.1085	0.1000	0.0446	0.0500	-10.8	50.0
Isopropylbenzene	Ave	1.966	1.899		0.0483	0.0500	-3.4	50.0
1,1,2,2-Tetrachloroethane	Ave	0.5607	0.4744	0.3000	0.0423	0.0500	-15.4	50.0
Bromobenzene	Ave	0.8554	0.7326		0.0428	0.0500	-14.4	50.0
1,2,3-Trichloropropane	Ave	0.1765	0.1521		0.0431	0.0500	-13.9	50.0
trans-1,4-Dichloro-2-butene	Ave	0.1815	0.1492		0.0411	0.0500	-17.8	50.0
N-Propylbenzene	Ave	1.076	1.028		0.0478	0.0500	-4.5	50.0
2-Chlorotoluene	Ave	0.8955	0.8202		0.0458	0.0500	-8.4	50.0
1,3,5-Trimethylbenzene	Ave	3.204	3.053		0.0476	0.0500	-4.7	50.0
4-Chlorotoluene	Ave	0.9207	0.8336		0.0453	0.0500	-9.5	50.0
tert-Butylbenzene	Ave	2.927	2.781		0.0475	0.0500	-5.0	50.0
1,2,4-Trimethylbenzene	Ave	3.244	3.048		0.0470	0.0500	-6.0	50.0
sec-Butylbenzene	Ave	4.356	4.174		0.0479	0.0500	-4.2	50.0
1,3-Dichlorobenzene	Ave	1.846	1.553		0.0421	0.0500	-15.9	50.0
p-Isopropyltoluene	Ave	3.567	3.439		0.0482	0.0500	-3.6	50.0
1,4-Dichlorobenzene	Ave	1.806	1.531		0.0424	0.0500	-15.2	50.0
n-Butylbenzene	Ave	3.274	3.086		0.0471	0.0500	-5.8	50.0
1,2-Dichlorobenzene	Ave	1.659	1.400		0.0422	0.0500	-15.6	50.0

FORM VII
GC/MS VOA CONTINUING CALIBRATION DATA

Lab Name: Eurofins TestAmerica, Canton Job No.: 240-124062-1

SDG No.:

Lab Sample ID: CCVIS 240-417563/4 Calibration Date: 12/29/2019 03:29

Instrument ID: A3UX8 Calib Start Date: 11/04/2019 01:56

GC Column: DB-624 ID: 0.18(mm) Calib End Date: 11/04/2019 05:00

Lab File ID: UX88089.D Conc. Units: ng/uL Heated Purge: (Y/N) Y

ANALYTE	CURVE TYPE	AVE RRF	RRF	MIN RRF	CALC AMOUNT	SPIKE AMOUNT	%D	MAX %D
1,2-Dibromo-3-Chloropropane	Ave	0.0726	0.0577		0.0397	0.0500	-20.6	50.0
1,2,4-Trichlorobenzene	Ave	1.000	0.7563		0.0378	0.0500	-24.3	50.0
Hexachlorobutadiene	Lin1		0.4578		0.0509	0.0500	1.9	50.0
Naphthalene	Ave	1.922	1.260		0.0328	0.0500	-34.4	50.0
1,2,3-Trichlorobenzene	Lin1		0.6604		0.0441	0.0500	-11.8	50.0
Dibromofluoromethane (Surr)	Ave	0.2401	0.2093		0.0436	0.0500	-12.8	50.0
1,2-Dichloroethane-d4 (Surr)	Lin1		0.2235		0.0453	0.0500	-9.4	50.0
Toluene-d8 (Surr)	Ave	1.507	1.472		0.0489	0.0500	-2.3	50.0
4-Bromofluorobenzene (Surr)	Lin1		0.4977		0.0524	0.0500	4.7	50.0

Eurofins TestAmerica, Canton
Target Compound Quantitation Report

Data File: \\chromna\Canton\ChromData\A3UX8\20191229-94625.b\UX88089.D
Lims ID: CCVIS
Client ID:
Sample Type: CCVIS
Inject. Date: 29-Dec-2019 03:29:30 ALS Bottle#: 2 Worklist Smp#: 4
Purge Vol: 5.000 mL Dil. Factor: 1.0000
Sample Info: 240-0094625-004
Operator ID: 402279 Instrument ID: A3UX8
Sublist: chrom-8260_8*sub64

Method: \\chromna\Canton\ChromData\A3UX8\20191229-94625.b\8260_8.m
Limit Group: MSV 8260B ICAL
Last Update: 31-Dec-2019 10:49:25 Calib Date: 04-Nov-2019 05:00:30
Integrator: RTE ID Type: Deconvolution ID
Quant Method: Internal Standard Quant By: Initial Calibration
Last ICal File: \\chromna\Canton\ChromData\A3UX8\20191104-92755.b\UX87328.D

Column 1 : DB-624 (0.18 mm) Det: MS SCAN
Process Host: CTX0339

First Level Reviewer: latat Date: 29-Dec-2019 04:17:23

Compound	Sig	RT (min.)	Exp RT (min.)	Dlt RT (min.)	Q	Response	Cal Amt ug/l	OnCol Amt ug/l	Flags
* 1 Fluorobenzene	96	5.085	5.085	0.000	100	841319	50.0	50.0	
* 2 Chlorobenzene-d5	117	7.594	7.594	0.000	98	539257	50.0	50.0	
* 3 1,4-Dichlorobenzene-d4	152	9.783	9.783	0.000	99	274191	50.0	50.0	
$ 4 Dibromofluoromethane (Surr	113	4.553	4.553	0.000	94	176054	50.0	43.6	
$ 5 1,2-Dichloroethane-d4 (Sur	65	4.825	4.825	0.000	92	188012	50.0	45.3	
$ 6 Toluene-d8 (Surr)	98	6.351	6.351	0.000	94	794012	50.0	48.9	
$ 7 4-Bromofluorobenzene (Surr	95	8.671	8.671	0.000	87	268375	50.0	52.4	
9 Dichlorodifluoromethane	85	1.559	1.559	0.000	99	105203	20.0	17.4	
10 Chloromethane	50	1.725	1.725	0.000	100	119316	20.0	16.4	
11 Vinyl chloride	62	1.843	1.843	0.000	97	89878	20.0	17.1	
12 Butadiene	54	1.867	1.867	0.000	0	103450	20.0	16.5	
13 Bromomethane	94	2.139	2.139	0.000	89	54245	20.0	18.4	
14 Chloroethane	64	2.234	2.234	0.000	98	54953	20.0	18.3	
15 Dichlorofluoromethane	67	2.399	2.399	0.000	97	119554	20.0	18.2	
16 Trichlorofluoromethane	101	2.458	2.458	0.000	99	116451	20.0	18.5	
17 Ethyl ether	59	2.695	2.695	0.000	95	157609	50.0	41.3	
18 Acrolein	56	2.790	2.790	0.000	99	84647	250.0	148.2	
19 1,1-Dichloroethene	96	2.873	2.873	0.000	97	213361	50.0	47.3	
20 1,1,2-Trichloro-1,2,2-trif	151	2.884	2.884	0.000	95	178314	50.0	47.3	
21 Acetone	43	2.920	2.920	0.000	99	92127	100.0	87.7	
23 Iodomethane	142	3.003	3.003	0.000	97	343592	50.0	45.1	
24 Carbon disulfide	76	3.062	3.062	0.000	100	693355	50.0	51.5	
26 3-Chloro-1-propene	76	3.156	3.156	0.000	89	131184	50.0	49.9	
27 Methyl acetate	43	3.168	3.168	0.000	99	222855	100.0	79.9	
28 Methylene Chloride	84	3.251	3.251	0.000	98	216241	50.0	43.6	
29 2-Methyl-2-propanol	59	3.334	3.334	0.000	91	95440	500.0	372.1	
30 Acrylonitrile	53	3.429	3.429	0.000	99	519417	500.0	410.1	
31 trans-1,2-Dichloroethene	96	3.464	3.464	0.000	98	242116	50.0	47.0	
32 Methyl tert-butyl ether	73	3.476	3.476	0.000	97	397044	50.0	41.5	
33 Hexane	86	3.677	3.677	0.000	96	76177	50.0	51.8	
34 1,1-Dichloroethane	63	3.772	3.772	0.000	97	414785	50.0	44.1	

Compound	Sig	RT (min.)	Exp RT (min.)	Dlt RT (min.)	Q	Response	Cal Amt ug/l	OnCol Amt ug/l	Flags
35 Vinyl acetate	43	3.807	3.807	0.000	97	328331	50.0	44.4	
39 cis-1,2-Dichloroethene	96	4.210	4.210	0.000	86	243411	50.0	44.6	
40 2-Butanone (MEK)	43	4.210	4.210	0.000	50	138199	100.0	87.5	
41 2,2-Dichloropropane	77	4.221	4.221	0.000	87	263612	50.0	44.3	
45 Chlorobromomethane	128	4.387	4.387	0.000	94	96844	50.0	45.5	
47 Chloroform	83	4.434	4.434	0.000	95	363432	50.0	43.1	
46 Tetrahydrofuran	42	4.434	4.434	0.000	48	84400	100.0	80.4	
48 1,1,1-Trichloroethane	97	4.600	4.600	0.000	98	320662	50.0	46.7	
49 Cyclohexane	56	4.647	4.647	0.000	95	529143	50.0	48.3	
50 1,1-Dichloropropene	75	4.718	4.718	0.000	91	326747	50.0	45.6	
51 Carbon tetrachloride	117	4.730	4.730	0.000	99	284993	50.0	47.7	
52 Isobutyl alcohol	41	4.766	4.766	0.000	94	118573	1250.0	990.2	
53 1,2-Dichloroethane	62	4.872	4.872	0.000	54	240006	50.0	41.0	
54 Benzene	78	4.884	4.884	0.000	98	934919	50.0	44.3	
56 n-Heptane	100	5.062	5.062	0.000	97	77273	50.0	50.8	
58 Trichloroethene	130	5.369	5.369	0.000	97	241531	50.0	45.8	
60 Methylcyclohexane	83	5.535	5.535	0.000	97	464660	50.0	48.1	
61 1,2-Dichloropropane	63	5.547	5.547	0.000	96	203887	50.0	43.2	
63 Dibromomethane	93	5.630	5.630	0.000	95	84477	50.0	44.3	
64 1,4-Dioxane	88	5.641	5.641	0.000	87	24271	1000.0	834.1	
65 Dichlorobromomethane	83	5.748	5.748	0.000	98	216013	50.0	44.4	
67 2-Chloroethyl vinyl ether	63	5.973	5.973	0.000	91	76326	100.0	64.6	
68 cis-1,3-Dichloropropene	75	6.115	6.115	0.000	91	242490	50.0	45.4	
69 4-Methyl-2-pentanone (MIBK	43	6.221	6.221	0.000	99	268124	100.0	82.9	
70 Toluene	91	6.399	6.399	0.000	98	917336	50.0	47.3	
71 trans-1,3-Dichloropropene	75	6.564	6.564	0.000	99	184019	50.0	45.5	
72 Ethyl methacrylate	69	6.624	6.624	0.000	94	157543	50.0	47.7	
73 1,1,2-Trichloroethane	97	6.718	6.718	0.000	94	123159	50.0	43.6	
74 1,3-Dichloropropane	76	6.872	6.872	0.000	97	217735	50.0	43.2	
75 Tetrachloroethene	164	6.884	6.884	0.000	98	185583	50.0	48.3	
76 2-Hexanone	43	6.931	6.931	0.000	99	179405	100.0	90.6	
78 Chlorodibromomethane	129	7.073	7.073	0.000	91	124867	50.0	49.8	
80 Ethylene Dibromide	107	7.191	7.191	0.000	97	112763	50.0	45.1	
82 Chlorobenzene	112	7.617	7.617	0.000	95	542737	50.0	45.1	
83 1,1,1,2-Tetrachloroethane	131	7.688	7.688	0.000	96	170443	50.0	47.5	
84 Ethylbenzene	106	7.712	7.712	0.000	99	316193	50.0	48.6	
85 m-Xylene & p-Xylene	106	7.819	7.819	0.000	99	389284	50.0	47.3	
86 o-Xylene	106	8.185	8.185	0.000	96	372453	50.0	47.3	
87 Styrene	104	8.197	8.197	0.000	93	565991	50.0	47.4	
88 Bromoform	173	8.375	8.375	0.000	97	58505	50.0	44.6	
89 Isopropylbenzene	105	8.529	8.529	0.000	96	1023785	50.0	48.3	
92 1,1,2,2-Tetrachloroethane	83	8.789	8.789	0.000	96	130085	50.0	42.3	
93 Bromobenzene	156	8.824	8.824	0.000	98	200870	50.0	42.8	
95 trans-1,4-Dichloro-2-buten	53	8.836	8.836	0.000	73	40895	50.0	41.1	
94 1,2,3-Trichloropropane	110	8.836	8.836	0.000	87	41697	50.0	43.1	
96 N-Propylbenzene	120	8.919	8.919	0.000	99	281826	50.0	47.8	
97 2-Chlorotoluene	126	9.002	9.002	0.000	96	224903	50.0	45.8	
98 1,3,5-Trimethylbenzene	105	9.085	9.085	0.000	95	837087	50.0	47.6	
99 4-Chlorotoluene	126	9.108	9.108	0.000	98	228556	50.0	45.3	
100 tert-Butylbenzene	119	9.404	9.404	0.000	93	762643	50.0	47.5	
102 1,2,4-Trimethylbenzene	105	9.440	9.440	0.000	97	835758	50.0	47.0	
103 sec-Butylbenzene	105	9.617	9.617	0.000	94	1144401	50.0	47.9	

Compound	Sig	RT (min.)	Exp RT (min.)	Dlt RT (min.)	Q	Response	Cal Amt ug/l	OnCol Amt ug/l	Flags
104 1,3-Dichlorobenzene	146	9.724	9.724	0.000	98	425938	50.0	42.1	
105 4-Isopropyltoluene	119	9.747	9.747	0.000	97	942957	50.0	48.2	
106 1,4-Dichlorobenzene	146	9.807	9.807	0.000	96	419757	50.0	42.4	
109 n-Butylbenzene	91	10.150	10.150	0.000	97	846049	50.0	47.1	
110 1,2-Dichlorobenzene	146	10.173	10.173	0.000	97	383798	50.0	42.2	
111 1,2-Dibromo-3-Chloropropan	157	10.931	10.931	0.000	77	15811	50.0	39.7	
113 1,2,4-Trichlorobenzene	180	11.759	11.759	0.000	94	207365	50.0	37.8	
114 Hexachlorobutadiene	225	11.936	11.936	0.000	97	125523	50.0	50.9	
115 Naphthalene	128	12.007	12.007	0.000	97	345574	50.0	32.8	
116 1,2,3-Trichlorobenzene	180	12.256	12.256	0.000	96	181076	50.0	44.1	
S 128 Xylenes, Total	106				0		100.0	94.6	
S 157 Total BTEX	1				0		250.0	234.9	
S 129 Trihalomethanes, Total	1				0		200.0	182.0	

Reagents:

VMRPRIMW_00366	Amount Added:	5.00	Units: uL	
VMAROLISTDW_00326	Amount Added:	5.00	Units: uL	
VMRGAS_00321	Amount Added:	2.00	Units: uL	
vm40ml_vials_00014	Amount Added:	0.00	Units:	Run Reagent
VMUX8SS_00032	Amount Added:	1.15	Units: uL	Run Reagent
vmDist_H2o_00161	Amount Added:	0.00	Units:	Run Reagent
VM568718_00017	Amount Added:	1.00	Units: uL	Run Reagent

Report Date: 31-Dec-2019 10:49:26 Chrom Revision: 2.3 15-Dec-2019 06:20:02

Eurofins TestAmerica, Canton

Data File: \\chromna\Canton\ChromData\A3UX8\20191229-94625.b\UX88089.D

Injection Date:	29-Dec-2019 03:29:30	Instrument ID:	A3UX8	Operator ID:	402279
Lims ID:	CCVIS			Worklist Smp#:	4
Client ID:					
Purge Vol:	5.000 mL	Dil. Factor:	1.0000	ALS Bottle#:	2
Method:	8260_8	Limit Group:	MSV 8260B ICAL		

Column: DB-624 (0.18 mm)

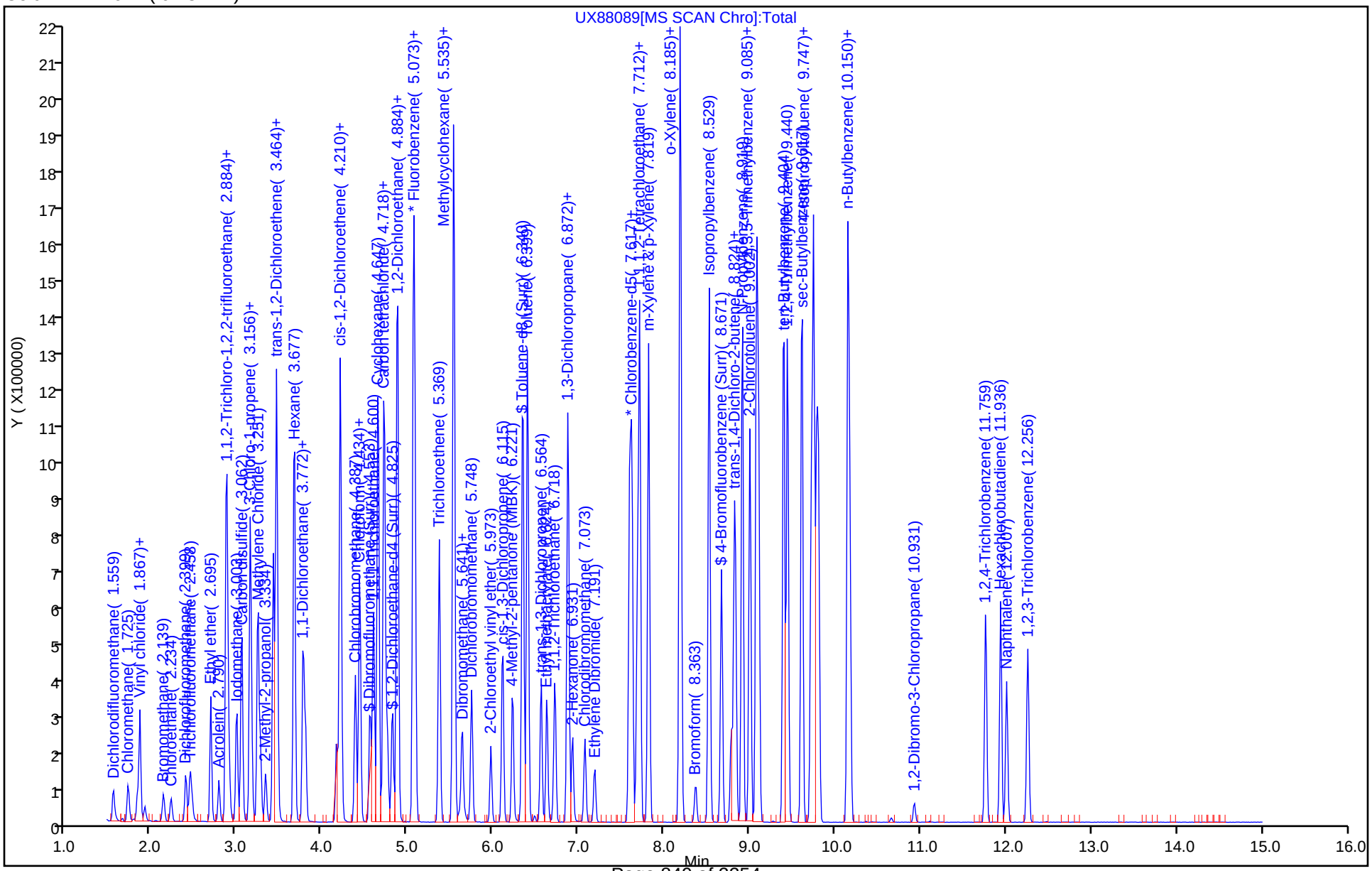

FORM VII
GC/MS VOA CONTINUING CALIBRATION DATA

Lab Name: Eurofins TestAmerica, Canton Job No.: 240-124062-1

SDG No.:

Lab Sample ID: CCV 240-417563/5 Calibration Date: 12/29/2019 03:51

Instrument ID: A3UX8 Calib Start Date: 08/16/2019 07:03

GC Column: DB-624 ID: 0.18(mm) Calib End Date: 08/16/2019 09:57

Lab File ID: UX88090.D Conc. Units: ng/uL Heated Purge: (Y/N) Y

ANALYTE	CURVE TYPE	AVE RRF	RRF	MIN RRF	CALC AMOUNT	SPIKE AMOUNT	%D	MAX %D
Acetonitrile	Ave	0.0232	0.0222		0.479	0.500	-4.2	50.0
Diisopropyl ether	Ave	0.2512	0.2083		0.0415	0.0500	-17.1	50.0
2-Chloro-1,3-butadiene	Ave	0.4896	0.5334		0.0545	0.0500	9.0	50.0
Ethyl tert-butyl ether	Ave	0.7071	0.6464		0.0457	0.0500	-8.6	50.0
Ethyl acetate	Ave	0.1538	0.1658		0.108	0.100	7.8	50.0
Propionitrile	Ave	0.0237	0.0220		0.464	0.500	-7.1	50.0
Methacrylonitrile	Ave	0.1081	0.1180		0.546	0.500	9.2	50.0
Tert-amyl methyl ether	Ave	0.5433	0.4584		0.0422	0.0500	-15.6	50.0
n-Butanol	Ave	0.0039	0.0033		1.04	1.25	-17.0	50.0
Ethyl acrylate	Ave	0.1823	0.1930		0.0529	0.0500	5.8	50.0
Methyl methacrylate	Ave	0.1371	0.1631		0.119	0.100	19.0	50.0
2-Nitropropane	Ave	0.0212	0.0239		0.112	0.100	12.5	50.0
n-Butyl acetate	Ave	0.3565	0.3642		0.0511	0.0500	2.2	50.0
1-Chlorohexane	Ave	0.5241	0.5017		0.0479	0.0500	-4.3	50.0
Cyclohexanone	Ave	0.0071	0.0051		0.358	0.500	-28.4	50.0
Pentachloroethane	Ave	0.4313	0.2573		0.0597	0.100	-40.3	50.0
1,2,3-Trimethylbenzene	Ave	3.078	2.891		0.0470	0.0500	-6.1	50.0
Benzyl chloride	Lin1		0.0994		0.0288	0.0500	-42.4	50.0
1,3,5-Trichlorobenzene	Ave	1.411	1.044		0.0370	0.0500	-26.0	50.0
2-Methylnaphthalene	Lin1		0.7105		0.0563	0.100	-43.7	50.0

Eurofins TestAmerica, Canton
Target Compound Quantitation Report

Data File: \\chromna\Canton\ChromData\A3UX8\20191229-94625.b\UX88090.D
Lims ID: CCV A9
Client ID:
Sample Type: CCV
Inject. Date: 29-Dec-2019 03:51:30 ALS Bottle#: 3 Worklist Smp#: 5
Purge Vol: 5.000 mL Dil. Factor: 1.0000
Sample Info: 240-0094625-005
Operator ID: 402279 Instrument ID: A3UX8
Sublist: chrom-8260_8*sub69

Method: \\chromna\Canton\ChromData\A3UX8\20191229-94625.b\8260_8.m
Limit Group: MSV 8260B ICAL
Last Update: 31-Dec-2019 10:49:30 Calib Date: 04-Nov-2019 05:00:30
Integrator: RTE ID Type: Deconvolution ID
Quant Method: Internal Standard Quant By: Initial Calibration
Last ICal File: \\chromna\Canton\ChromData\A3UX8\20191104-92755.b\UX87328.D

Column 1 : DB-624 (0.18 mm) Det: MS SCAN
Process Host: CTX0339

First Level Reviewer: latat Date: 29-Dec-2019 05:11:24

Compound	Sig	RT (min.)	Exp RT (min.)	Dlt RT (min.)	Q	Response	Cal Amt ug/l	OnCol Amt ug/l	Flags
* 1 Fluorobenzene	96	5.086	5.085	0.001	100	863003	50.0	50.0	
* 2 Chlorobenzene-d5	117	7.594	7.594	0.000	98	573086	50.0	50.0	
* 3 1,4-Dichlorobenzene-d4	152	9.783	9.783	0.000	99	268247	50.0	50.0	
25 Acetonitrile	41	3.122	3.124	-0.002	99	191741	500.0	479.1	
36 Isopropyl ether	87	3.832	3.822	0.010	95	179726	50.0	41.5	
37 2-Chloro-1,3-butadiene	53	3.843	3.845	-0.002	94	460332	50.0	54.5	
38 Tert-butyl ethyl ether	59	4.092	4.094	-0.002	96	557811	50.0	45.7	
43 Propionitrile	54	4.246	4.248	-0.002	98	189724	500.0	464.3	
42 Ethyl acetate	43	4.246	4.248	-0.002	99	286240	100.0	107.8	
44 Methacrylonitrile	41	4.364	4.366	-0.002	97	1018441	500.0	546.0	
55 Tert-amyl methyl ether	73	4.956	4.946	0.010	92	395560	50.0	42.2	
57 n-Butanol	56	5.263	5.265	-0.002	96	70260	1250.0	1037.7	
59 Ethyl acrylate	55	5.417	5.419	-0.002	98	166562	50.0	52.9	
62 Methyl methacrylate	41	5.606	5.608	-0.002	94	281515	100.0	119.0	
66 2-Nitropropane	41	5.926	5.916	0.010	98	41223	100.0	112.5	
77 n-Butyl acetate	43	7.026	7.028	-0.002	99	208711	50.0	51.1	
81 1-Chlorohexane	91	7.583	7.585	-0.002	87	287524	50.0	47.9	
91 Cyclohexanone	55	8.612	8.614	-0.002	96	29081	500.0	357.9	
101 Pentachloroethane	167	9.417	9.419	-0.002	0	138035	100.0	59.7	
107 1,2,3-Trimethylbenzene	105	9.854	9.856	-0.002	99	775404	50.0	47.0	
108 Benzyl chloride	126	9.937	9.927	0.010	99	26669	50.0	28.8	
112 1,3,5-Trichlorobenzene	180	11.156	11.146	0.010	98	280012	50.0	37.0	
117 2-Methylnaphthalene	142	13.298	13.300	-0.002	93	381168	100.0	56.3	

Reagents:

VMRA9W_00326 Amount Added: 5.00 Units: uL
VM568718_00017 Amount Added: 1.00 Units: uL

Report Date: 31-Dec-2019 10:49:30 Chrom Revision: 2.3 15-Dec-2019 06:20:02

Eurofins TestAmerica, Canton

Data File: \\chromna\Canton\ChromData\A3UX8\20191229-94625.b\UX88090.D

Injection Date:	29-Dec-2019 03:51:30	Instrument ID:	A3UX8	Operator ID:	402279
Lims ID:	CCV A9			Worklist Smp#:	5
Client ID:					
Purge Vol:	5.000 mL	Dil. Factor:	1.0000	ALS Bottle#:	3
Method:	8260_8	Limit Group:	MSV 8260B ICAL		

Column: DB-624 (0.18 mm)

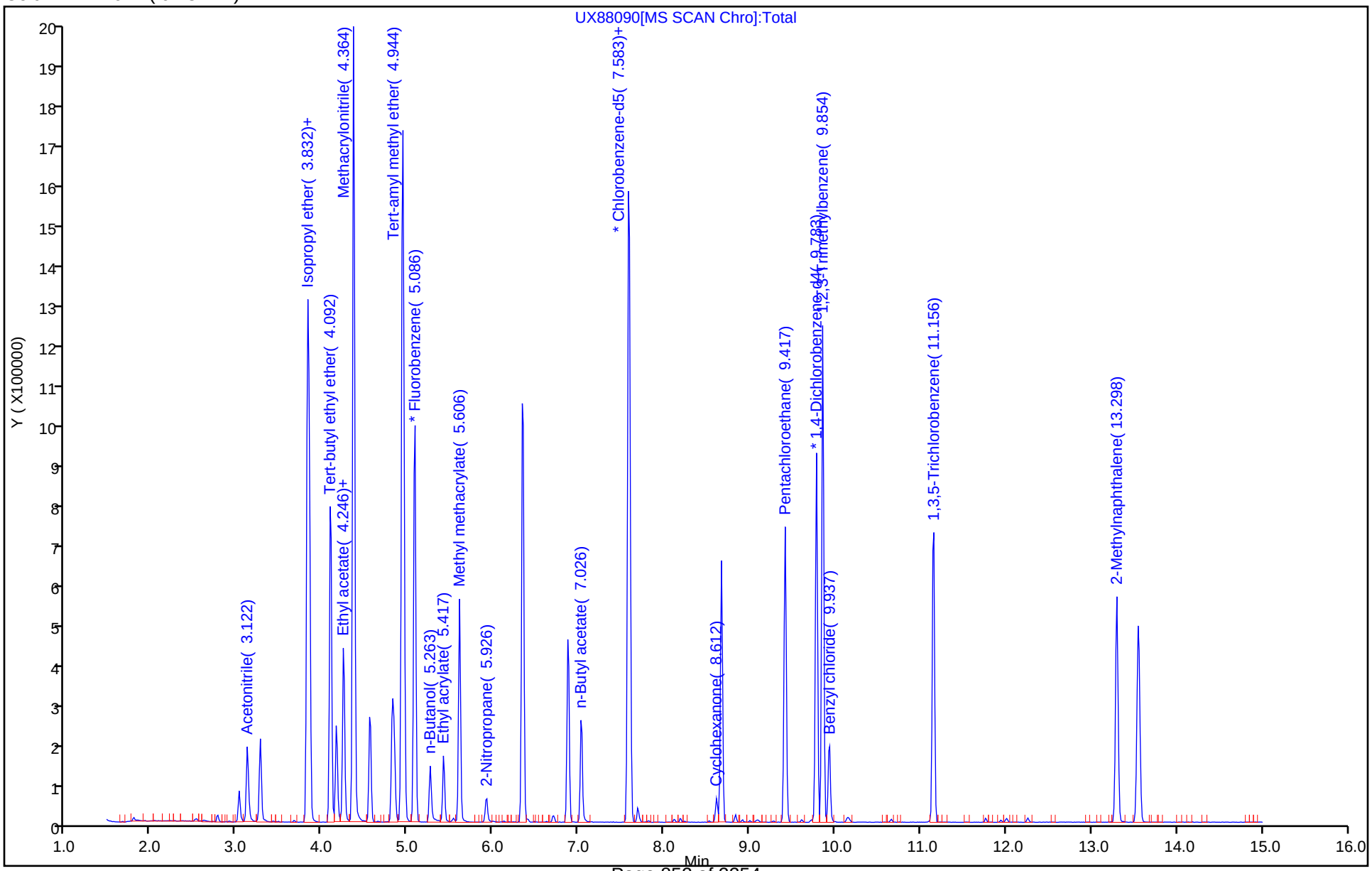

Eurofins TestAmerica, Canton
Target Compound Quantitation Report

Data File: \\chromna\Canton\ChromData\A3UX17\20190611-88015.b\BFB2536.D
Lims ID: BFB
Client ID:
Sample Type: BFB
Inject. Date: 11-Jun-2019 17:04:30 ALS Bottle#: 1 Worklist Smp#: 1
Injection Vol: 5.0 mL Dil. Factor: 1.0000
Sample Info: 240-0088015-001
Operator ID: 001644 Instrument ID: A3UX17

Method: \\chromna\Canton\ChromData\A3UX17\20190611-88015.b\8260_17.m
Limit Group: MSV 8260B ICAL
Last Update: 12-Jun-2019 13:07:02 Calib Date: 11-Jun-2019 23:10:30
Integrator: RTE ID Type: Deconvolution ID
Quant Method: Internal Standard Quant By: Initial Calibration
Last ICal File: \\chromna\Canton\ChromData\A3UX17\20190611-88015.b\UXR8424.D

Column 1 : DB-624 (0.18 mm) Det: MS SCAN
Process Host: CTX0319

Compound	Sig	RT (min.)	Exp RT (min.)	Dlt RT (min.)	Q	Response	Cal Amt ug/l	OnCol Amt ug/l	Flags
$ 8 BFB	95	3.893	3.893	0.000	0	505164	NR	NR	

QC Flag Legend

Processing Flags
NR - Missing Quant Standard

Reagents:

vmbfb_00023 Amount Added: 1.00 Units: uL

MS Tune Report

Eurofins TestAmerica, Canton

Data File: \\chromna\Canton\ChromData\A3UX17\20190611-88015.b\BFB2536.D
Injection Date: 11-Jun-2019 17:04:30 Instrument ID: A3UX17
Lims ID: BFB
Client ID:
Operator ID: 001644 ALS Bottle#: 1 Worklist Smp#: 1
Injection Vol: 5.0 mL Dil. Factor: 1.0000
Method: 8260_17 Limit Group: MSV 8260B ICAL
Tune Method: BFB Method 8260

$ 8 BFB

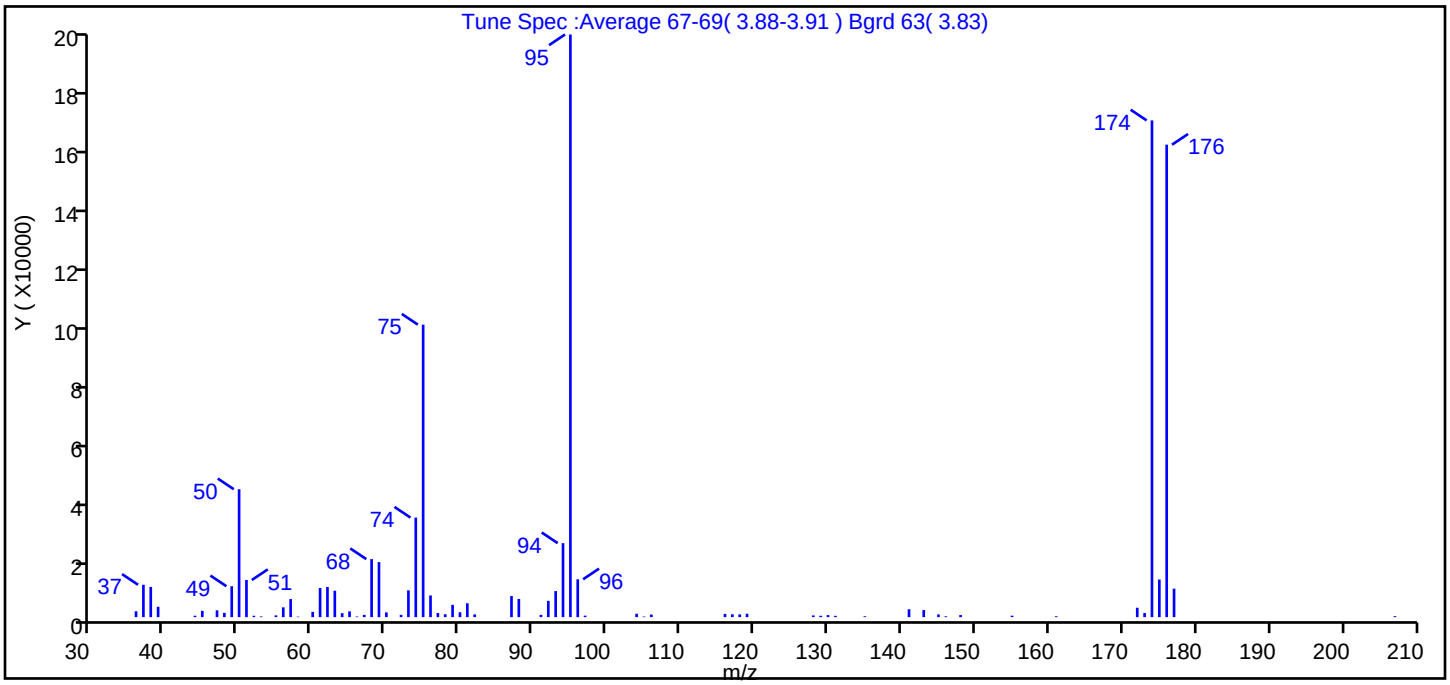

m/z	Ion Abundance Criteria	% Relative Abundance
95	Base peak, 100% relative abundance	100.0
50	15 to 40% of m/z 95	22.0
75	30 to 60% of m/z 95	50.2
96	5 to 9% of m/z 95	6.5
173	Less than 2% of m/z 174	0.7 (0.8)
174	50 to 120% of m/z 95	85.3
175	5 to 9% of m/z 174	6.5 (7.6)
176	Greater than 95% but less than 101% of m/z 174	81.1 (95.1)
177	5 to 9% of m/z 176	4.9 (6.0)

Data File: \\chromna\Canton\ChromData\A3UX17\20190611-88015.b\BFB2536.D\8260_17.rslt\spectra.d
Injection Date: 11-Jun-2019 17:04:30
Spectrum: Tune Spec :Average 67-69(3.88-3.91) Bgrd 63(3.83)
Base Peak: 95.00
Minimum % Base Peak: 0
Number of Points: 74

m/z	Y	m/z	Y	m/z	Y	m/z	Y
36.00	1984	62.00	10185	82.00	931	130.00	696
37.00	10923	63.00	8915	87.00	7112	131.00	450
38.00	10203	64.00	1338	88.00	6123	135.00	299
39.00	3500	65.00	1946	91.00	774	141.00	2661
44.00	484	66.00	212	92.00	5498	143.00	2388
45.00	2118	67.00	771	93.00	8789	145.00	917
47.00	2302	68.00	19584	94.00	24968	146.00	291
48.00	1442	69.00	18568	95.00	196608	148.00	707
49.00	10427	70.00	1607	96.00	12776	155.00	492
50.00	43160	72.00	770	97.00	506	161.00	303
51.00	12523	73.00	9036	104.00	1147	172.00	3173
52.00	473	74.00	33592	105.00	207	173.00	1396
53.00	242	75.00	98704	106.00	873	174.00	167616
55.00	596	76.00	7326	116.00	1102	175.00	12696
56.00	3310	77.00	1397	117.00	960	176.00	159424
57.00	6096	78.00	981	118.00	926	177.00	9622
58.00	167	79.00	4152	119.00	1148	207.00	337
60.00	1789	80.00	1647	128.00	576		
61.00	9809	81.00	4685	129.00	466		

Report Date: 12-Jun-2019 13:07:03 Chrom Revision: 2.3 03-May-2019 15:52:00

Eurofins TestAmerica, Canton

Data File: \\chromna\Canton\ChromData\A3UX17\20190611-88015.b\BFB2536.D

Injection Date:	11-Jun-2019 17:04:30	Instrument ID:	A3UX17	Operator ID:	001644
Lims ID:	BFB			Worklist Smp#:	1
Client ID:					
Injection Vol:	5.0 mL	Dil. Factor:	1.0000	ALS Bottle#:	1
Method:	8260_17	Limit Group:	MSV 8260B ICAL		

Column: DB-624 (0.18 mm)

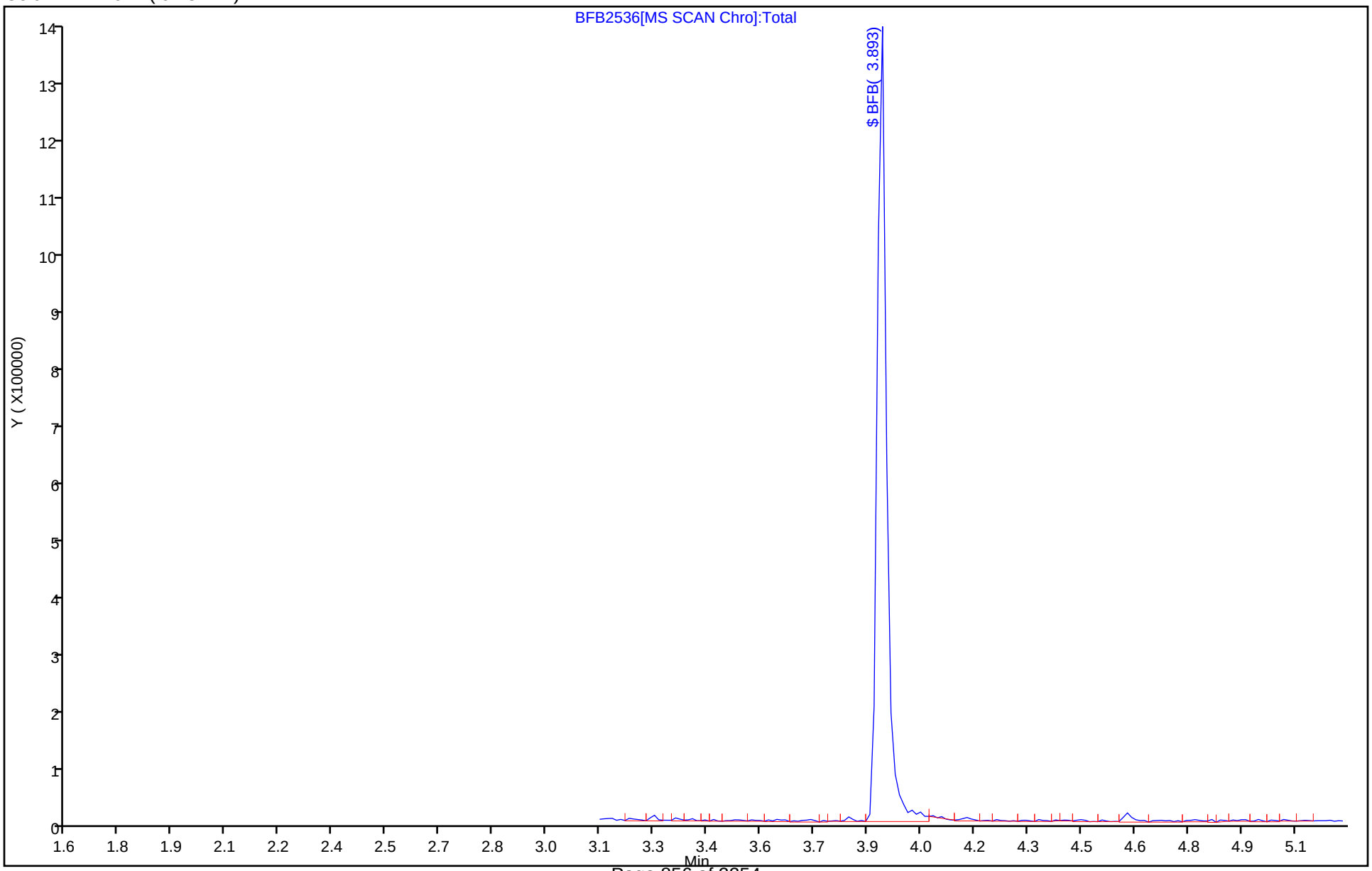

Eurofins TestAmerica, Canton
Target Compound Quantitation Report

Data File: \\chromna\Canton\ChromData\A3UX17\20191230-94649.b\BFB2834.D
Lims ID: BFB
Client ID:
Sample Type: BFB
Inject. Date: 30-Dec-2019 10:08:30 ALS Bottle#: 33 Worklist Smp#: 1
Injection Vol: 5.0 mL Dil. Factor: 1.0000
Sample Info: 240-0094649-001
Operator ID: 001644 Instrument ID: A3UX17

Method: \\chromna\Canton\ChromData\A3UX17\20191230-94649.b\8260_17.m
Limit Group: MSV 8260B ICAL
Last Update: 31-Dec-2019 10:45:06 Calib Date: 11-Jun-2019 23:10:30
Integrator: RTE ID Type: Deconvolution ID
Quant Method: Internal Standard Quant By: Initial Calibration
Last ICal File: \\chromna\Canton\ChromData\A3UX17\20190611-88015.b\UXR8424.D

Column 1 : DB-624 (0.18 mm) Det: MS SCAN
Process Host: CTX0317

Compound	Sig	RT (min.)	Exp RT (min.)	Dlt RT (min.)	Q	Response	Cal Amt ug/l	OnCol Amt ug/l	Flags
$ 8 BFB	95	3.834	3.834	0.000	0	222865	NR	NR	

QC Flag Legend

Processing Flags
NR - Missing Quant Standard

Reagents:

VMBFB_00024 Amount Added: 1.00 Units: uL

MS Tune Report

Eurofins TestAmerica, Canton

Data File: \\chromna\Canton\ChromData\A3UX17\20191230-94649.b\BFB2834.D
Injection Date: 30-Dec-2019 10:08:30 Instrument ID: A3UX17
Lims ID: BFB
Client ID:
Operator ID: 001644 ALS Bottle#: 33 Worklist Smp#: 1
Injection Vol: 5.0 mL Dil. Factor: 1.0000
Method: 8260_17 Limit Group: MSV 8260B ICAL
Tune Method: BFB Method 8260

$ 8 BFB

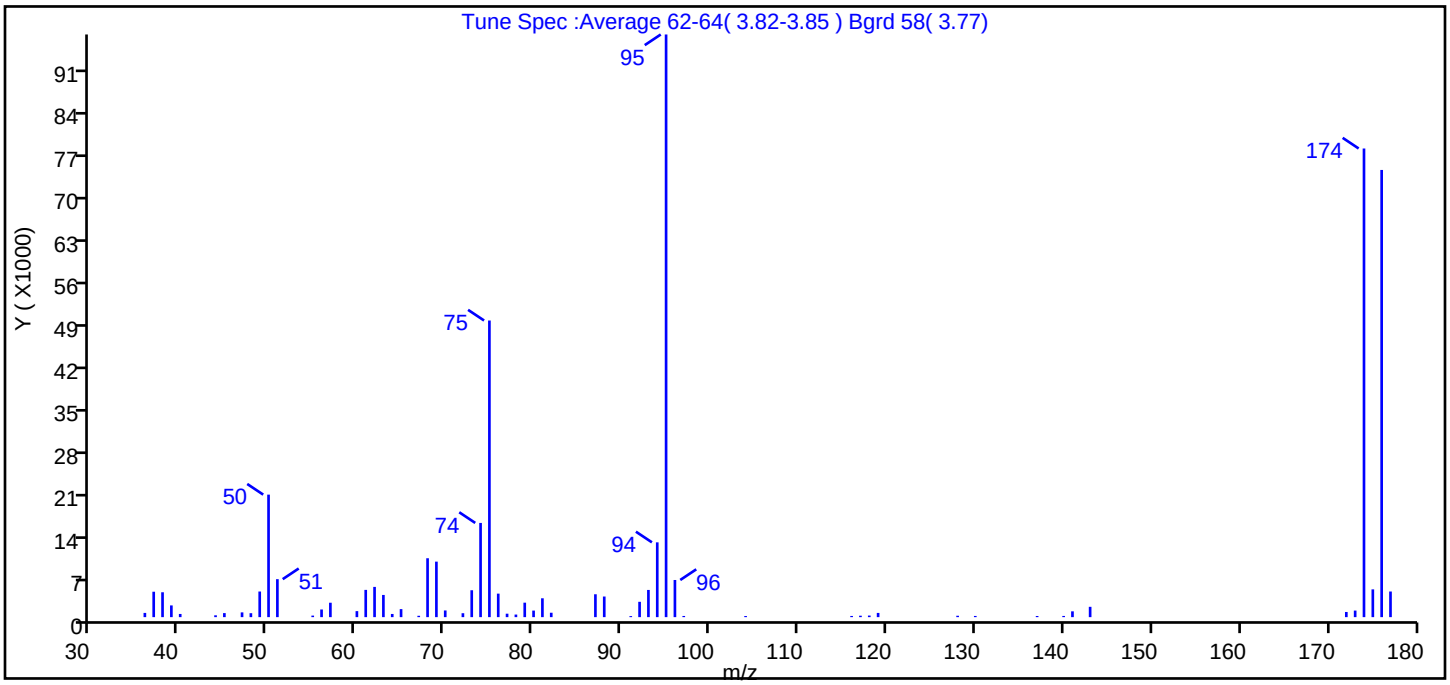

m/z	Ion Abundance Criteria	% Relative Abundance
95	Base peak, 100% relative abundance	100.0
50	15 to 40% of m/z 95	21.0
75	30 to 60% of m/z 95	50.9
96	5 to 9% of m/z 95	6.4
173	Less than 2% of m/z 174	1.1 (1.4)
174	50 to 120% of m/z 95	80.4
175	5 to 9% of m/z 174	4.8 (5.9)
176	Greater than 95% but less than 101% of m/z 174	76.7 (95.4)
177	5 to 9% of m/z 176	4.4 (5.7)

Data File: \\chromna\Canton\ChromData\A3UX17\20191230-94649.b\BFB2834.D\8260_17.rslt\spectra.d
Injection Date: 30-Dec-2019 10:08:30
Spectrum: Tune Spec :Average 62-64(3.82-3.85) Bgrd 58(3.77)
Base Peak: 95.00
Minimum % Base Peak: 0
Number of Points: 62

m/z	Y	m/z	Y	m/z	Y	m/z	Y
36.00	702	61.00	4524	79.00	2403	118.00	264
37.00	4219	62.00	5020	80.00	1088	119.00	700
38.00	4129	63.00	3685	81.00	3131	128.00	231
39.00	1947	64.00	528	82.00	732	130.00	198
40.00	529	65.00	1333	87.00	3798	137.00	189
44.00	305	67.00	226	88.00	3423	140.00	199
45.00	671	68.00	9778	91.00	171	141.00	965
47.00	790	69.00	9215	92.00	2546	143.00	1714
48.00	656	70.00	1109	93.00	4515	172.00	858
49.00	4254	72.00	652	94.00	12417	173.00	1090
50.00	20336	73.00	4466	95.00	96720	174.00	77792
51.00	6305	74.00	15639	96.00	6167	175.00	4611
55.00	255	75.00	49240	97.00	195	176.00	74232
56.00	1271	76.00	3903	104.00	185	177.00	4255
57.00	2393	77.00	573	116.00	198		
60.00	999	78.00	430	117.00	238		

Report Date: 31-Dec-2019 10:45:07 Chrom Revision: 2.3 15-Dec-2019 06:20:02

Eurofins TestAmerica, Canton

Data File: \\chromna\Canton\ChromData\A3UX17\20191230-94649.b\BFB2834.D

Injection Date:	30-Dec-2019 10:08:30	Instrument ID:	A3UX17	Operator ID:	001644
Lims ID:	BFB			Worklist Smp#:	1
Client ID:					
Injection Vol:	5.0 mL	Dil. Factor:	1.0000	ALS Bottle#:	33
Method:	8260_17	Limit Group:	MSV 8260B ICAL		

Column: DB-624 (0.18 mm)

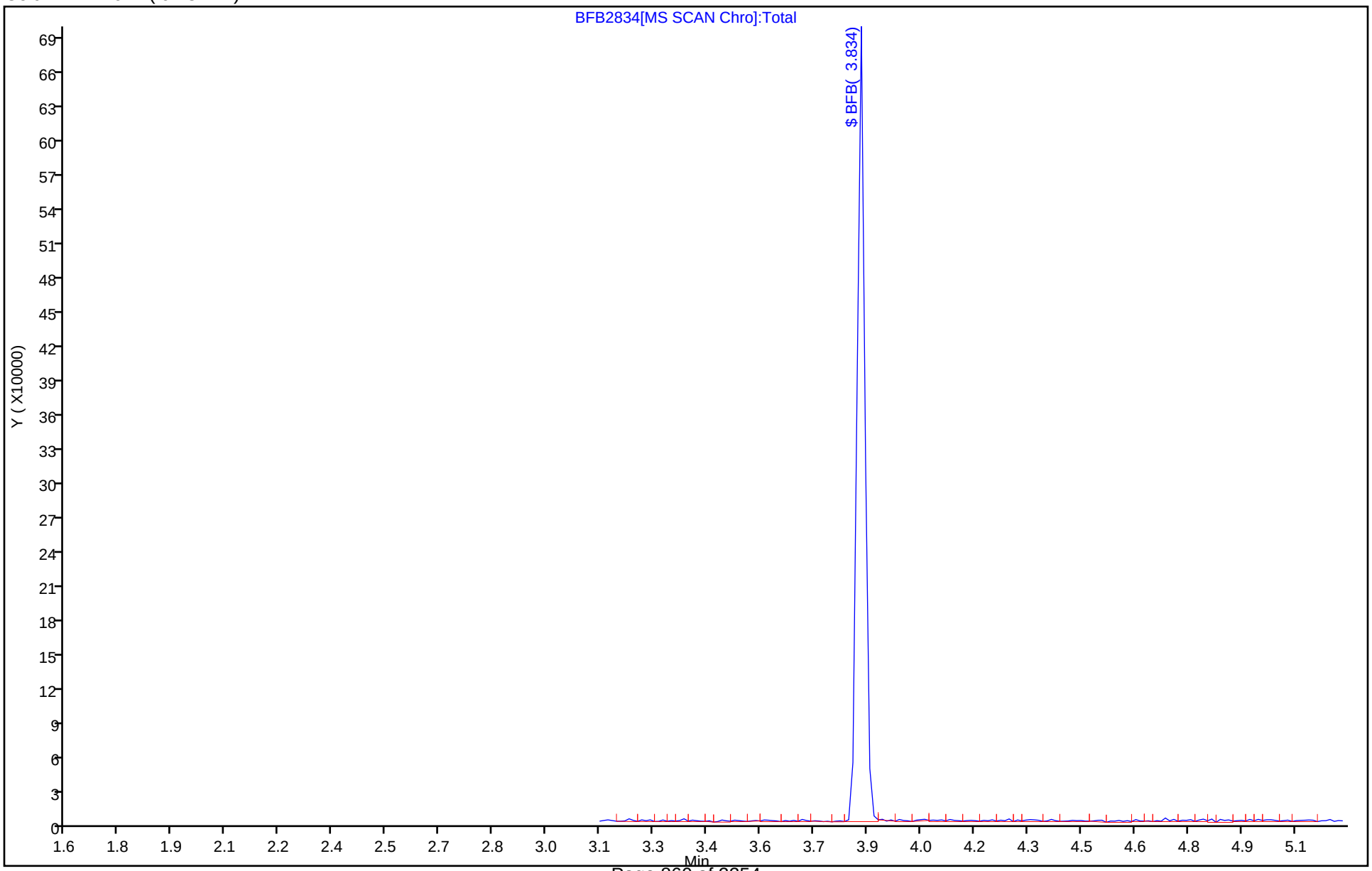

Eurofins TestAmerica, Canton
Target Compound Quantitation Report

Data File: \\chromna\Canton\ChromData\A3UX17\20191231-94687.b\BFB2836.D
Lims ID: BFB
Client ID:
Sample Type: BFB
Inject. Date: 31-Dec-2019 11:05:30 ALS Bottle#: 1 Worklist Smp#: 1
Injection Vol: 5.0 mL Dil. Factor: 1.0000
Sample Info: 240-0094687-001
Operator ID: 001644 Instrument ID: A3UX17

Method: \\chromna\Canton\ChromData\A3UX17\20191231-94687.b\8260_17.m
Limit Group: MSV 8260B ICAL
Last Update: 01-Jan-2020 09:16:03 Calib Date: 11-Jun-2019 23:10:30
Integrator: RTE ID Type: Deconvolution ID
Quant Method: Internal Standard Quant By: Initial Calibration
Last ICal File: \\chromna\Canton\ChromData\A3UX17\20190611-88015.b\UXR8424.D

Column 1 : DB-624 (0.18 mm) Det: MS SCAN
Process Host: CTX0305

Compound	Sig	RT (min.)	Exp RT (min.)	Dlt RT (min.)	Q	Response	Cal Amt ug/l	OnCol Amt ug/l	Flags
$ 8 BFB	95	3.834	3.834	0.000	0	163365	NR	NR	

QC Flag Legend

Processing Flags
NR - Missing Quant Standard

Reagents:

VMBFB_00024 Amount Added: 1.00 Units: uL

MS Tune Report

Eurofins TestAmerica, Canton

Data File: \\chromna\Canton\ChromData\A3UX17\20191231-94687.b\BFB2836.D
Injection Date: 31-Dec-2019 11:05:30 Instrument ID: A3UX17
Lims ID: BFB
Client ID:
Operator ID: 001644 ALS Bottle#: 1 Worklist Smp#: 1
Injection Vol: 5.0 mL Dil. Factor: 1.0000
Method: 8260_17 Limit Group: MSV 8260B ICAL
Tune Method: BFB Method 8260

$ 8 BFB

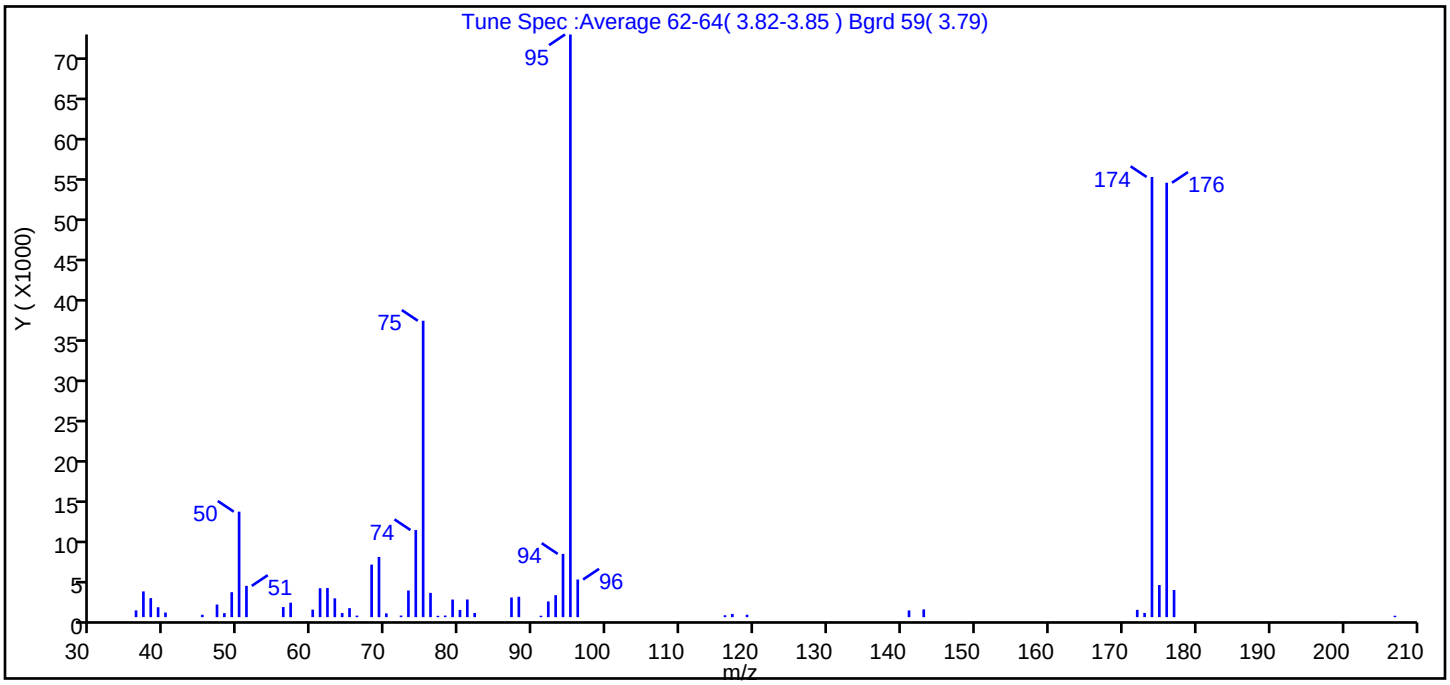

m/z	Ion Abundance Criteria	% Relative Abundance
95	Base peak, 100% relative abundance	100.0
50	15 to 40% of m/z 95	18.1
75	30 to 60% of m/z 95	50.9
96	5 to 9% of m/z 95	6.5
173	Less than 2% of m/z 174	0.7 (1.0)
174	50 to 120% of m/z 95	75.5
175	5 to 9% of m/z 174	5.5 (7.3)
176	Greater than 95% but less than 101% of m/z 174	74.6 (98.7)
177	5 to 9% of m/z 176	4.7 (6.2)

Data File: \\chromna\Canton\ChromData\A3UX17\20191231-94687.b\BFB2836.D\8260_17.rslt\spectra.d
Injection Date: 31-Dec-2019 11:05:30
Spectrum: Tune Spec :Average 62-64(3.82-3.85) Bgrd 59(3.79)
Base Peak: 95.00
Minimum % Base Peak: 0
Number of Points: 54

m/z	Y	m/z	Y	m/z	Y	m/z	Y
36.00	836	61.00	3578	77.00	167	116.00	234
37.00	3185	62.00	3604	78.00	197	117.00	399
38.00	2352	63.00	2327	79.00	2177	119.00	299
39.00	1226	64.00	508	80.00	890	141.00	833
40.00	568	65.00	1115	81.00	2186	143.00	958
45.00	294	66.00	192	82.00	518	172.00	900
47.00	1557	68.00	6501	87.00	2434	173.00	521
48.00	494	69.00	7452	88.00	2522	174.00	54480
49.00	3088	70.00	465	91.00	176	175.00	3971
50.00	13056	72.00	199	92.00	1946	176.00	53768
51.00	3873	73.00	3294	93.00	2716	177.00	3357
56.00	1250	74.00	10782	94.00	7832	207.00	173
57.00	1788	75.00	36688	95.00	72120		
60.00	927	76.00	3003	96.00	4659		

Report Date: 01-Jan-2020 09:16:04 Chrom Revision: 2.3 15-Dec-2019 06:20:02

Eurofins TestAmerica, Canton

Data File: \\chromna\Canton\ChromData\A3UX17\20191231-94687.b\BFB2836.D

Injection Date:	31-Dec-2019 11:05:30	Instrument ID:	A3UX17	Operator ID:	001644
Lims ID:	BFB			Worklist Smp#:	1
Client ID:					
Injection Vol:	5.0 mL	Dil. Factor:	1.0000	ALS Bottle#:	1
Method:	8260_17	Limit Group:	MSV 8260B ICAL		

Column: DB-624 (0.18 mm)

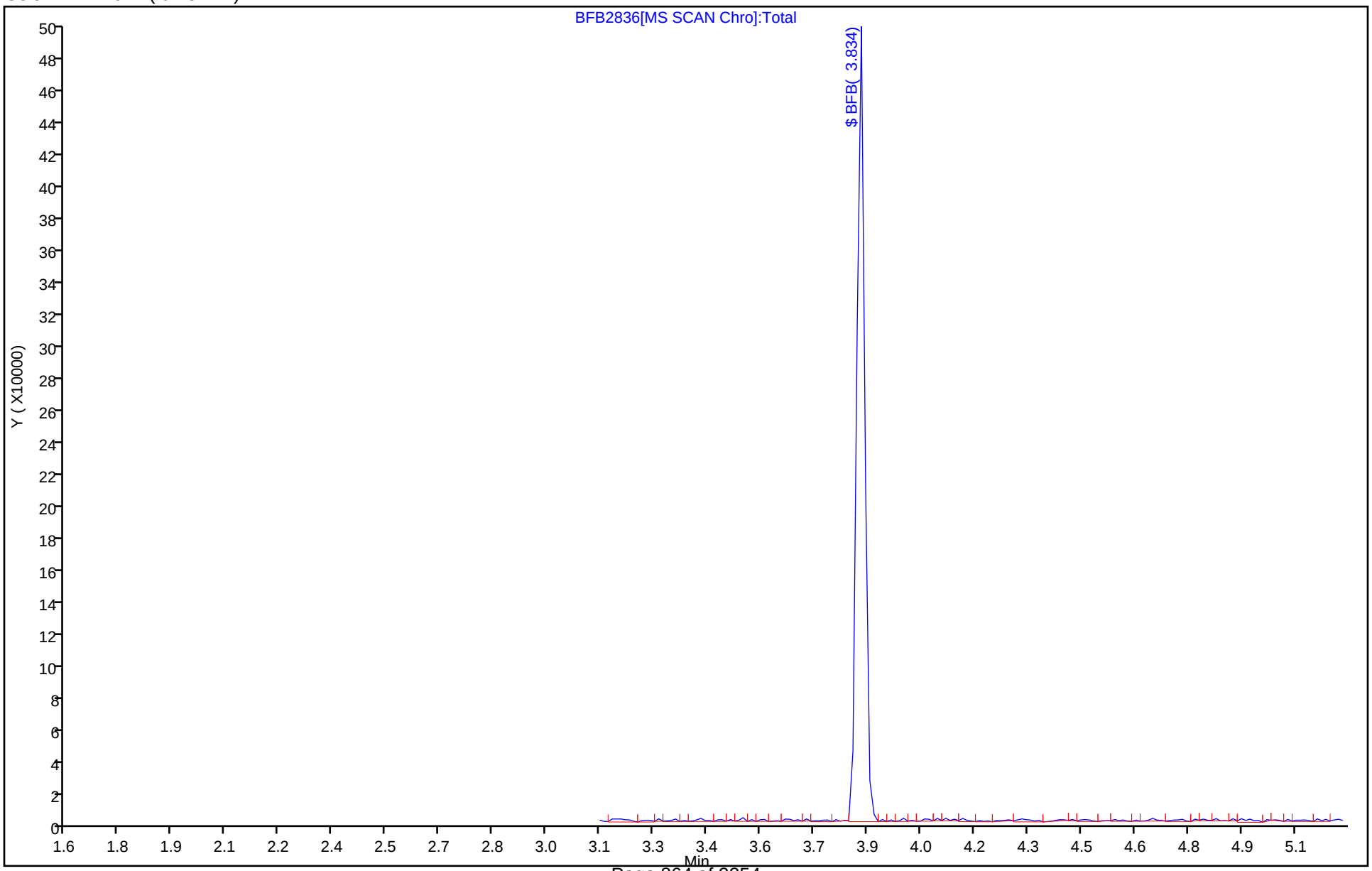

Eurofins TestAmerica, Canton
Target Compound Quantitation Report

Data File:	\\chromna\Canton\ChromData\A3UX8\20190816-90171.b\BFB8992.D				
Lims ID:	BFB				
Client ID:					
Sample Type:	BFB				
Inject. Date:	16-Aug-2019 06:31:30	ALS Bottle#:	1	Worklist Smp#:	1
Injection Vol:	5.0 mL	Dil. Factor:	1.0000		
Sample Info:	240-0090171-001				
Misc. Info.:	BFB				
Operator ID:	402279	Instrument ID:	A3UX8		
Method:	\\chromna\Canton\ChromData\A3UX8\20190816-90171.b\8260_8.m				
Limit Group:	MSV 8260B ICAL				
Last Update:	17-Aug-2019 04:52:21	Calib Date:	16-Aug-2019 09:57:30		
Integrator:	RTE	ID Type:	Deconvolution ID		
Quant Method:	Internal Standard	Quant By:	Initial Calibration		
Last ICal File:	\\chromna\Canton\ChromData\A3UX8\20190816-90171.b\UX85981.D				
Column 1 :	DB-624 (0.18 mm)		Det: MS SCAN		
Process Host:	CTX0337				

Compound	Sig	RT (min.)	Exp RT (min.)	Dlt RT (min.)	Q	Response	Cal Amt ug/l	OnCol Amt ug/l	Flags
$ 8 BFB	95	3.623	3.623	0.000	0	765729	NR	NR	

QC Flag Legend

Processing Flags
NR - Missing Quant Standard

Reagents:

vmbfb_00023 Amount Added: 1.00 Units: uL

MS Tune Report

Eurofins TestAmerica, Canton

Data File: \\chromna\Canton\ChromData\A3UX8\20190816-90171.b\BFB8992.D
Injection Date: 16-Aug-2019 06:31:30 Instrument ID: A3UX8
Lims ID: BFB
Client ID:
Operator ID: 402279 ALS Bottle#: 1 Worklist Smp#: 1
Injection Vol: 5.0 mL Dil. Factor: 1.0000
Method: 8260_8 Limit Group: MSV 8260B ICAL
Tune Method: BFB Method 8260

$ 8 BFB

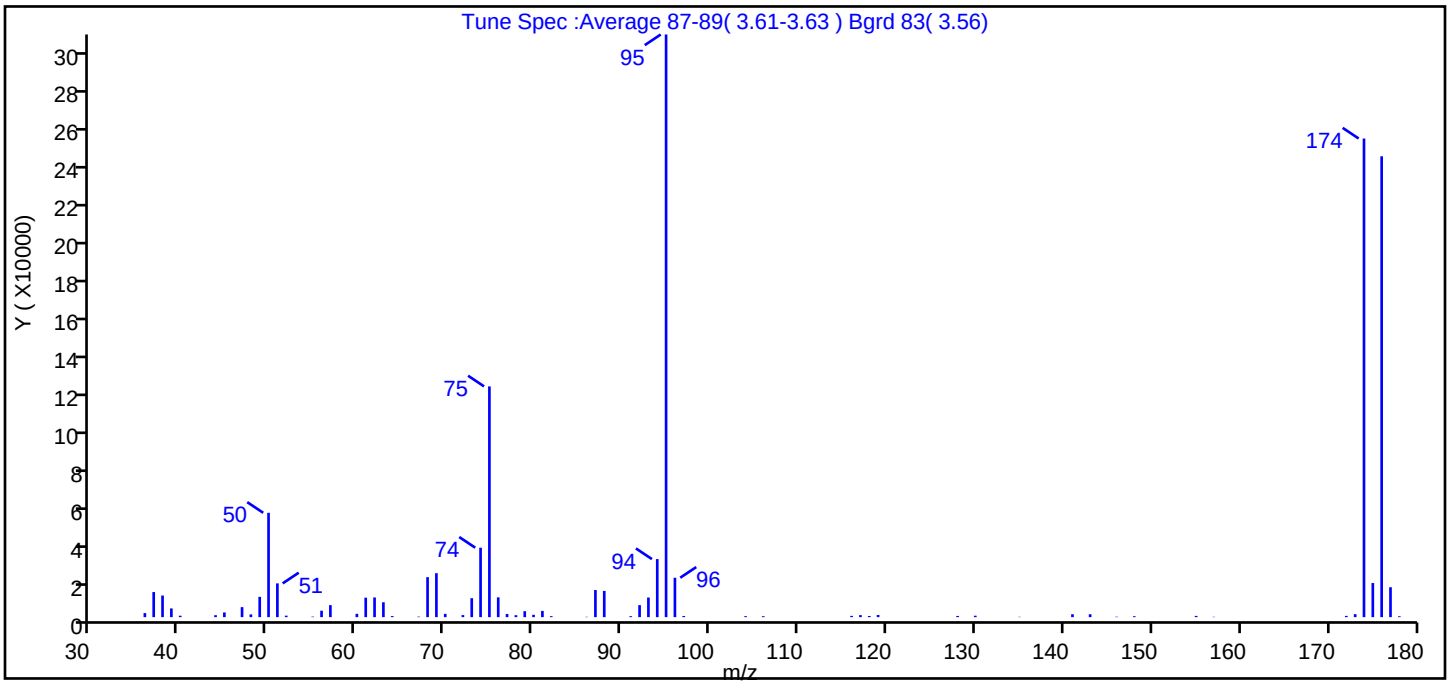

m/z	Ion Abundance Criteria	% Relative Abundance
95	Base peak, 100% relative abundance	100.0
50	15 to 40% of m/z 95	17.9
75	30 to 60% of m/z 95	39.6
96	5 to 9% of m/z 95	6.8
173	Less than 2% of m/z 174	0.5 (0.6)
174	50 to 120% of m/z 95	82.1
175	5 to 9% of m/z 174	5.9 (7.1)
176	Greater than 95% but less than 101% of m/z 174	79.1 (96.3)
177	5 to 9% of m/z 176	5.1 (6.5)

Data File: \\chromna\Canton\ChromData\A3UX8\20190816-90171.b\BFB8992.D\8260_8.rslt\spectra.d
Injection Date: 16-Aug-2019 06:31:30
Spectrum: Tune Spec :Average 87-89(3.61-3.63) Bgrd 83(3.56)
Base Peak: 95.00
Minimum % Base Peak: 0
Number of Points: 68

m/z	Y	m/z	Y	m/z	Y	m/z	Y
36.00	2096	61.00	10098	81.00	3228	119.00	1114
37.00	13008	62.00	10214	82.00	506	128.00	621
38.00	11217	63.00	7711	86.00	175	130.00	749
39.00	4517	64.00	546	87.00	14062	135.00	169
40.00	741	67.00	267	88.00	13601	141.00	1511
44.00	1005	68.00	20736	91.00	500	143.00	1506
45.00	2445	69.00	22792	92.00	6228	146.00	228
47.00	5194	70.00	1700	93.00	10172	148.00	477
48.00	1423	72.00	1062	94.00	30104	155.00	648
49.00	10529	73.00	9830	95.00	302144	157.00	175
50.00	54104	74.00	36016	96.00	20440	172.00	653
51.00	17512	75.00	119656	97.00	576	173.00	1546
52.00	771	76.00	10266	104.00	514	174.00	248192
55.00	271	77.00	1646	106.00	486	175.00	17688
56.00	3345	78.00	1013	116.00	659	176.00	238976
57.00	6228	79.00	3085	117.00	1047	177.00	15516
60.00	1731	80.00	1211	118.00	598	178.00	449

Report Date: 17-Aug-2019 04:52:21 Chrom Revision: 2.3 15-Jul-2019 06:58:08

Eurofins TestAmerica, Canton

Data File: \\chromna\Canton\ChromData\A3UX8\20190816-90171.b\BFB8992.D

Injection Date:	16-Aug-2019 06:31:30	Instrument ID:	A3UX8	Operator ID:	402279
Lims ID:	BFB			Worklist Smp#:	1
Client ID:					
Injection Vol:	5.0 mL	Dil. Factor:	1.0000	ALS Bottle#:	1
Method:	8260_8	Limit Group:	MSV 8260B ICAL		

Column: DB-624 (0.18 mm)

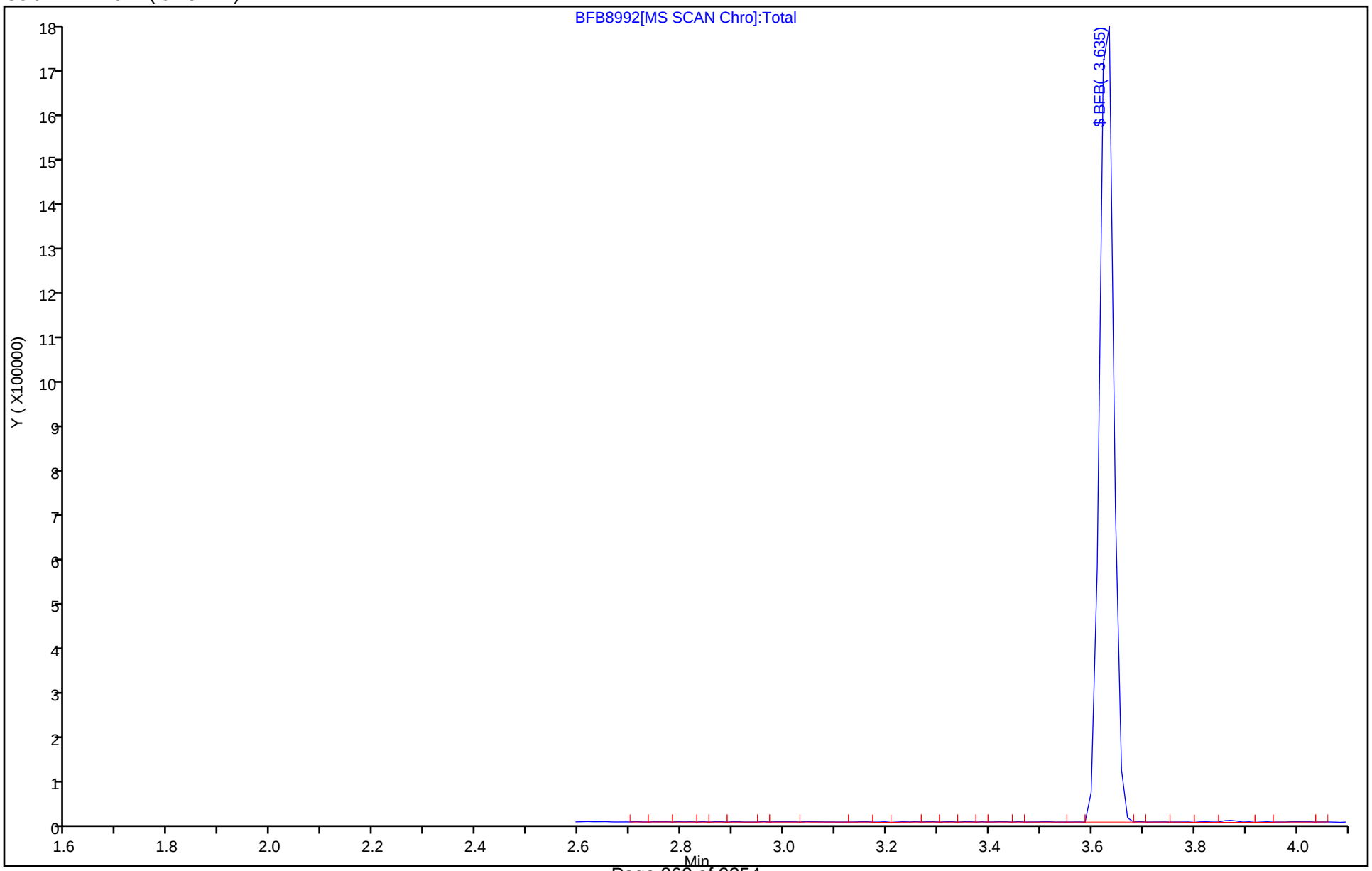

Eurofins TestAmerica, Canton
Target Compound Quantitation Report

Data File: \\chromna\Canton\ChromData\A3UX8\20191104-92755.b\BFB8044.D
Lims ID: BFB
Client ID:
Sample Type: BFB
Inject. Date: 04-Nov-2019 01:19:30 ALS Bottle#: 1 Worklist Smp#: 1
Injection Vol: 5.0 mL Dil. Factor: 1.0000
Sample Info: 240-0092755-001
Misc. Info.: BFB
Operator ID: 402279 Instrument ID: A3UX8

Method: \\chromna\Canton\ChromData\A3UX8\20191104-92755.b\8260_8.m
Limit Group: MSV 8260B ICAL
Last Update: 06-Nov-2019 03:19:46 Calib Date: 04-Nov-2019 05:00:30
Integrator: RTE ID Type: Deconvolution ID
Quant Method: Internal Standard Quant By: Initial Calibration
Last ICal File: \\chromna\Canton\ChromData\A3UX8\20191104-92755.b\UX87328.D

Column 1 : DB-624 (0.18 mm) Det: MS SCAN
Process Host: CTX0304

First Level Reviewer: latat Date: 04-Nov-2019 02:33:38

Compound	Sig	RT (min.)	Exp RT (min.)	Dlt RT (min.)	Q	Response	Cal Amt ug/l	OnCol Amt ug/l	Flags
$ 8 BFB	95	3.623	3.623	0.000	0	589632	NR	NR	

QC Flag Legend

Processing Flags
NR - Missing Quant Standard

Reagents:

vmbfb_00023 Amount Added: 1.00 Units: uL

MS Tune Report

Eurofins TestAmerica, Canton

Data File: \\chromna\Canton\ChromData\A3UX8\20191104-92755.b\BFB8044.D
Injection Date: 04-Nov-2019 01:19:30 Instrument ID: A3UX8
Lims ID: BFB
Client ID:
Operator ID: 402279 ALS Bottle#: 1 Worklist Smp#: 1
Injection Vol: 5.0 mL Dil. Factor: 1.0000
Method: 8260_8 Limit Group: MSV 8260B ICAL
Tune Method: BFB Method 8260

$ 8 BFB

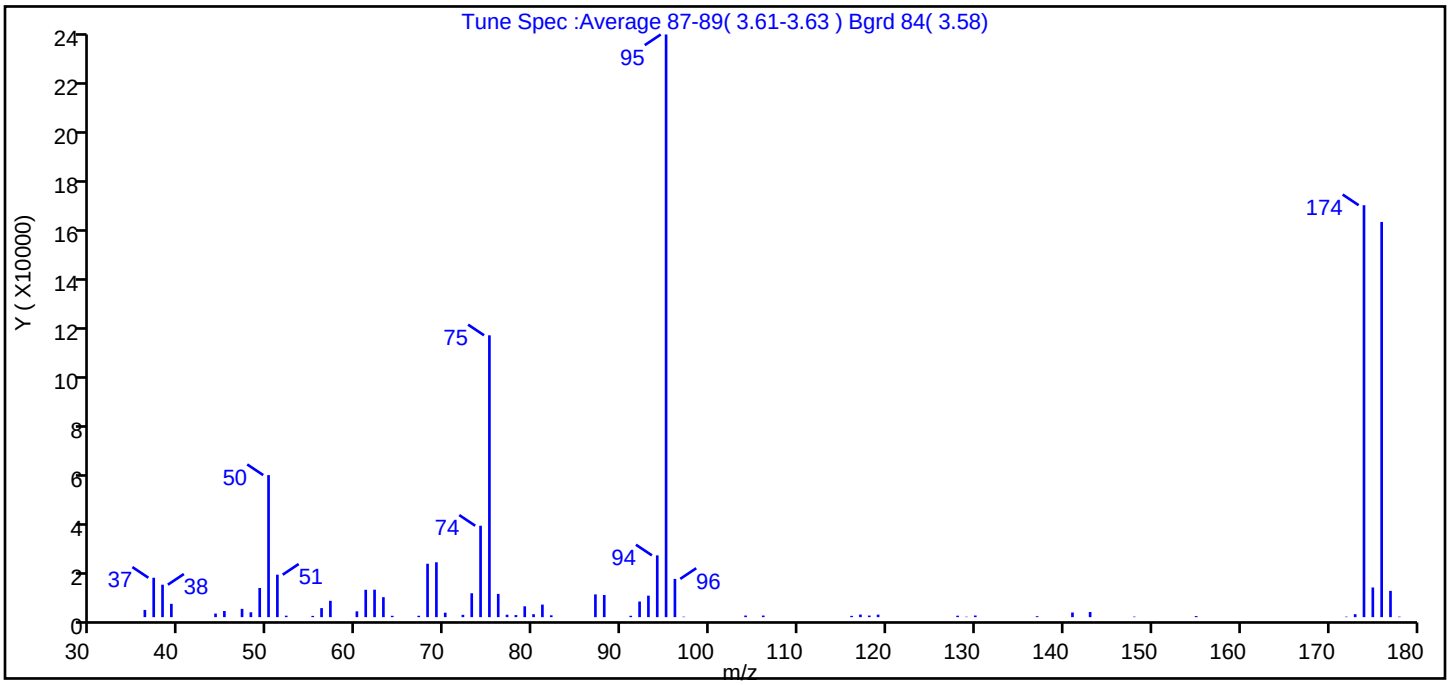

m/z	Ion Abundance Criteria	% Relative Abundance
95	Base peak, 100% relative abundance	100.0
50	15 to 40% of m/z 95	24.4
75	30 to 60% of m/z 95	48.4
96	5 to 9% of m/z 95	6.6
173	Less than 2% of m/z 174	0.5 (0.7)
174	50 to 120% of m/z 95	70.7
175	5 to 9% of m/z 174	5.1 (7.2)
176	Greater than 95% but less than 101% of m/z 174	67.8 (95.9)
177	5 to 9% of m/z 176	4.5 (6.6)

Data File: \\chromna\Canton\ChromData\A3UX8\20191104-92755.b\BFB8044.D\8260_8.rslt\spectra.d
Injection Date: 04-Nov-2019 01:19:30
Spectrum: Tune Spec :Average 87-89(3.61-3.63) Bgrd 84(3.58)
Base Peak: 95.00
Minimum % Base Peak: 0
Number of Points: 65

m/z	Y	m/z	Y	m/z	Y	m/z	Y
36.00	2864	62.00	10917	82.00	726	129.00	168
37.00	15669	63.00	7943	87.00	9042	130.00	644
38.00	12907	64.00	537	88.00	8811	137.00	378
39.00	5293	67.00	542	91.00	541	141.00	1846
44.00	1423	68.00	21232	92.00	6216	143.00	2035
45.00	2436	69.00	21824	93.00	8546	148.00	200
47.00	3294	70.00	1765	94.00	24568	155.00	435
48.00	1938	72.00	914	95.00	231744	172.00	195
49.00	11606	73.00	9501	96.00	15215	173.00	1182
50.00	56496	74.00	36352	97.00	175	174.00	163840
51.00	16888	75.00	112096	104.00	634	175.00	11797
52.00	582	76.00	9245	106.00	633	176.00	157184
55.00	502	77.00	961	116.00	503	177.00	10447
56.00	3597	78.00	822	117.00	1021	178.00	192
57.00	6498	79.00	4307	118.00	630		
60.00	2300	80.00	1174	119.00	987		
61.00	10877	81.00	4994	128.00	575		

Report Date: 06-Nov-2019 03:19:47 Chrom Revision: 2.3 09-Oct-2019 11:13:36

Eurofins TestAmerica, Canton

Data File: \\chromna\Canton\ChromData\A3UX8\20191104-92755.b\BFB8044.D

Injection Date:	04-Nov-2019 01:19:30	Instrument ID:	A3UX8	Operator ID:	402279
Lims ID:	BFB			Worklist Smp#:	1
Client ID:					
Injection Vol:	5.0 mL	Dil. Factor:	1.0000	ALS Bottle#:	1
Method:	8260_8	Limit Group:	MSV 8260B ICAL		

Column: DB-624 (0.18 mm)

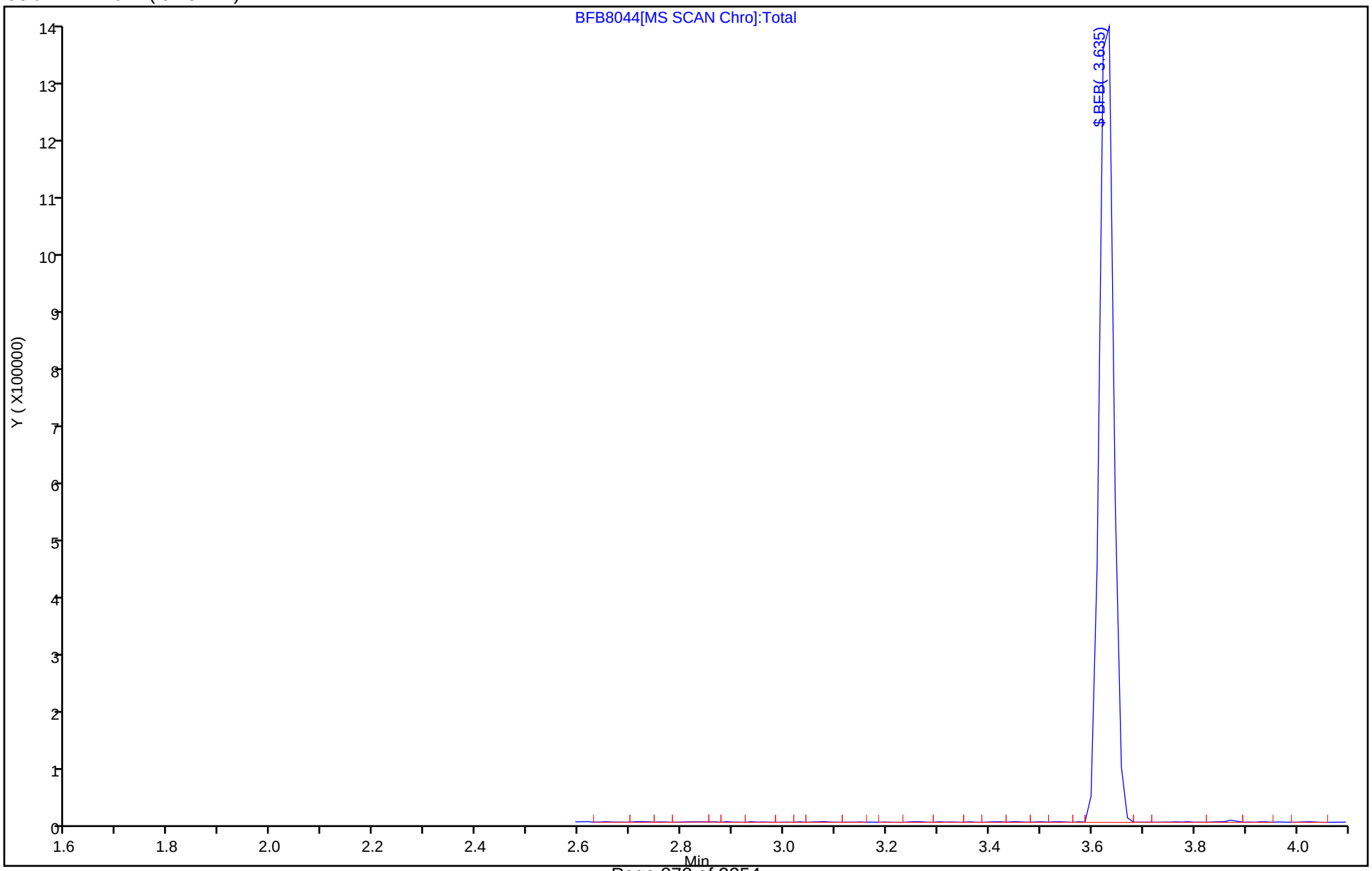

Eurofins TestAmerica, Canton
Target Compound Quantitation Report

Data File: \\chromna\Canton\ChromData\A3UX8\20191228-94619.b\BFB8078.D
Lims ID: BFB
Client ID:
Sample Type: BFB
Inject. Date: 28-Dec-2019 06:12:30 ALS Bottle#: 1 Worklist Smp#: 1
Injection Vol: 5.0 mL Dil. Factor: 1.0000
Sample Info: 240-0094619-001
Misc. Info.: BFB
Operator ID: 402279 Instrument ID: A3UX8

Method: \\chromna\Canton\ChromData\A3UX8\20191228-94619.b\8260_8.m
Limit Group: MSV 8260B ICAL
Last Update: 30-Dec-2019 06:52:33 Calib Date: 04-Nov-2019 05:00:30
Integrator: RTE ID Type: Deconvolution ID
Quant Method: Internal Standard Quant By: Initial Calibration
Last ICal File: \\chromna\Canton\ChromData\A3UX8\20191104-92755.b\UX87328.D

Column 1 : DB-624 (0.18 mm) Det: MS SCAN
Process Host: CTX0320

First Level Reviewer: latat Date: 28-Dec-2019 07:14:20

Compound	Sig	RT (min.)	Exp RT (min.)	Dlt RT (min.)	Q	Response	Cal Amt ug/l	OnCol Amt ug/l	Flags
$ 8 BFB	95	3.635	3.635	0.000	0	661090	NR	NR	

QC Flag Legend

Processing Flags
NR - Missing Quant Standard

Reagents:

vmbfb_00024 Amount Added: 1.00 Units: uL

MS Tune Report

Eurofins TestAmerica, Canton

Data File: \\chromna\Canton\ChromData\A3UX8\20191228-94619.b\BFB8078.D
Injection Date: 28-Dec-2019 06:12:30 Instrument ID: A3UX8
Lims ID: BFB
Client ID:
Operator ID: 402279 ALS Bottle#: 1 Worklist Smp#: 1
Injection Vol: 5.0 mL Dil. Factor: 1.0000
Method: 8260_8 Limit Group: MSV 8260B ICAL
Tune Method: BFB Method 8260

$ 8 BFB

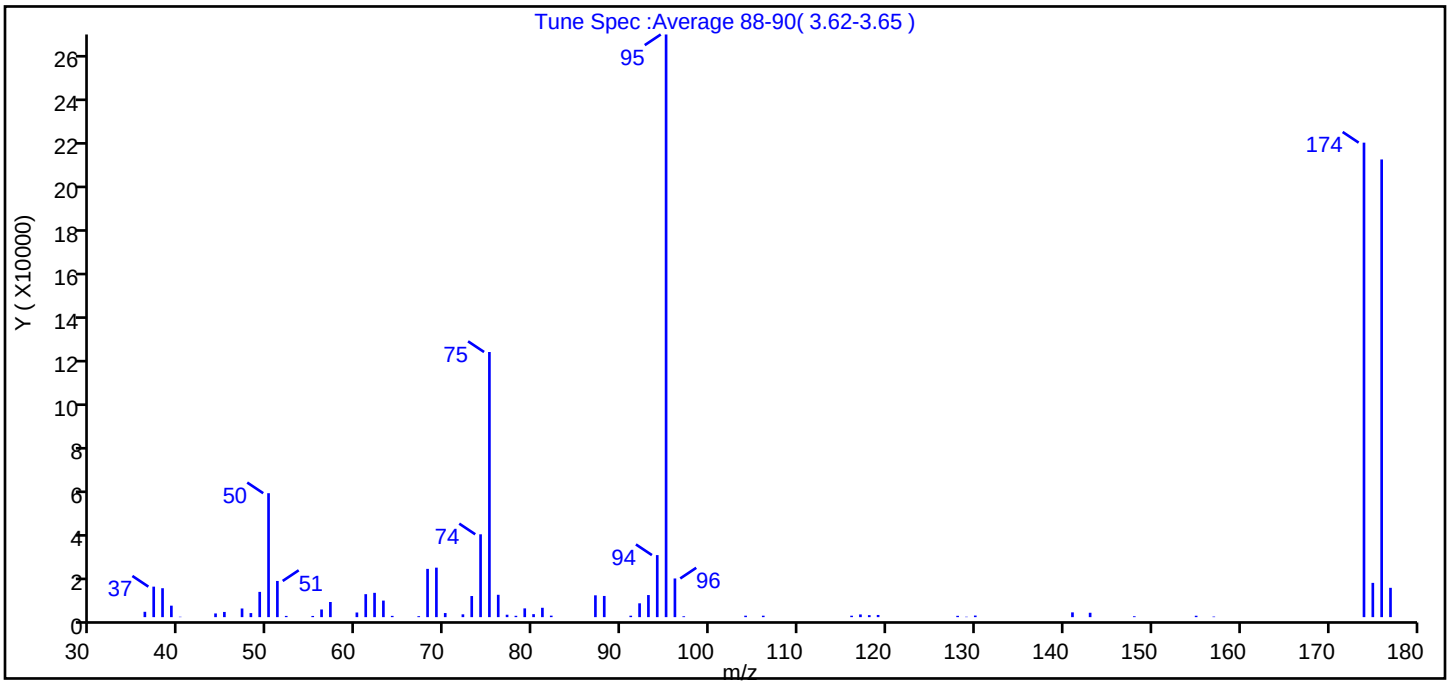

m/z	Ion Abundance Criteria	% Relative Abundance
95	Base peak, 100% relative abundance	100.0
50	15 to 40% of m/z 95	21.3
75	30 to 60% of m/z 95	45.5
96	5 to 9% of m/z 95	6.6
173	Less than 2% of m/z 174	0.0 (0.0)
174	50 to 120% of m/z 95	81.4
175	5 to 9% of m/z 174	5.9 (7.2)
176	Greater than 95% but less than 101% of m/z 174	78.6 (96.5)
177	5 to 9% of m/z 176	5.0 (6.4)

Data File: \\chromna\Canton\ChromData\A3UX8\20191228-94619.b\BFB8078.D\8260_8.rslt\spectra.d
Injection Date: 28-Dec-2019 06:12:30
Spectrum: Tune Spec :Average 88-90(3.62-3.65)
Base Peak: 95.00
Minimum % Base Peak: 0
Number of Points: 63

m/z	Y	m/z	Y	m/z	Y	m/z	Y
36.00	2425	60.00	2104	79.00	3969	117.00	1220
37.00	13823	61.00	10412	80.00	1354	118.00	902
38.00	13111	62.00	11016	81.00	4243	119.00	986
39.00	5202	63.00	7504	82.00	680	128.00	600
40.00	169	64.00	579	87.00	9889	129.00	184
44.00	1675	67.00	431	88.00	9601	130.00	716
45.00	2355	68.00	21872	91.00	654	141.00	2166
47.00	3924	69.00	22432	92.00	6269	143.00	1989
48.00	1838	70.00	1854	93.00	10012	148.00	400
49.00	11450	72.00	1278	94.00	28120	155.00	636
50.00	56168	73.00	9571	95.00	264064	157.00	255
51.00	16400	74.00	37544	96.00	17528	174.00	215040
52.00	560	75.00	120160	97.00	388	175.00	15530
55.00	545	76.00	10131	104.00	658	176.00	207424
56.00	3475	77.00	1102	106.00	656	177.00	13290
57.00	6862	78.00	616	116.00	651		

Report Date: 30-Dec-2019 06:52:34 Chrom Revision: 2.3 15-Dec-2019 06:20:02

Eurofins TestAmerica, Canton

Data File: \\chromna\Canton\ChromData\A3UX8\20191228-94619.b\BFB8078.D

Injection Date:	28-Dec-2019 06:12:30	Instrument ID:	A3UX8	Operator ID:	402279
Lims ID:	BFB			Worklist Smp#:	1
Client ID:					
Injection Vol:	5.0 mL	Dil. Factor:	1.0000	ALS Bottle#:	1
Method:	8260_8	Limit Group:	MSV 8260B ICAL		

Column: DB-624 (0.18 mm)

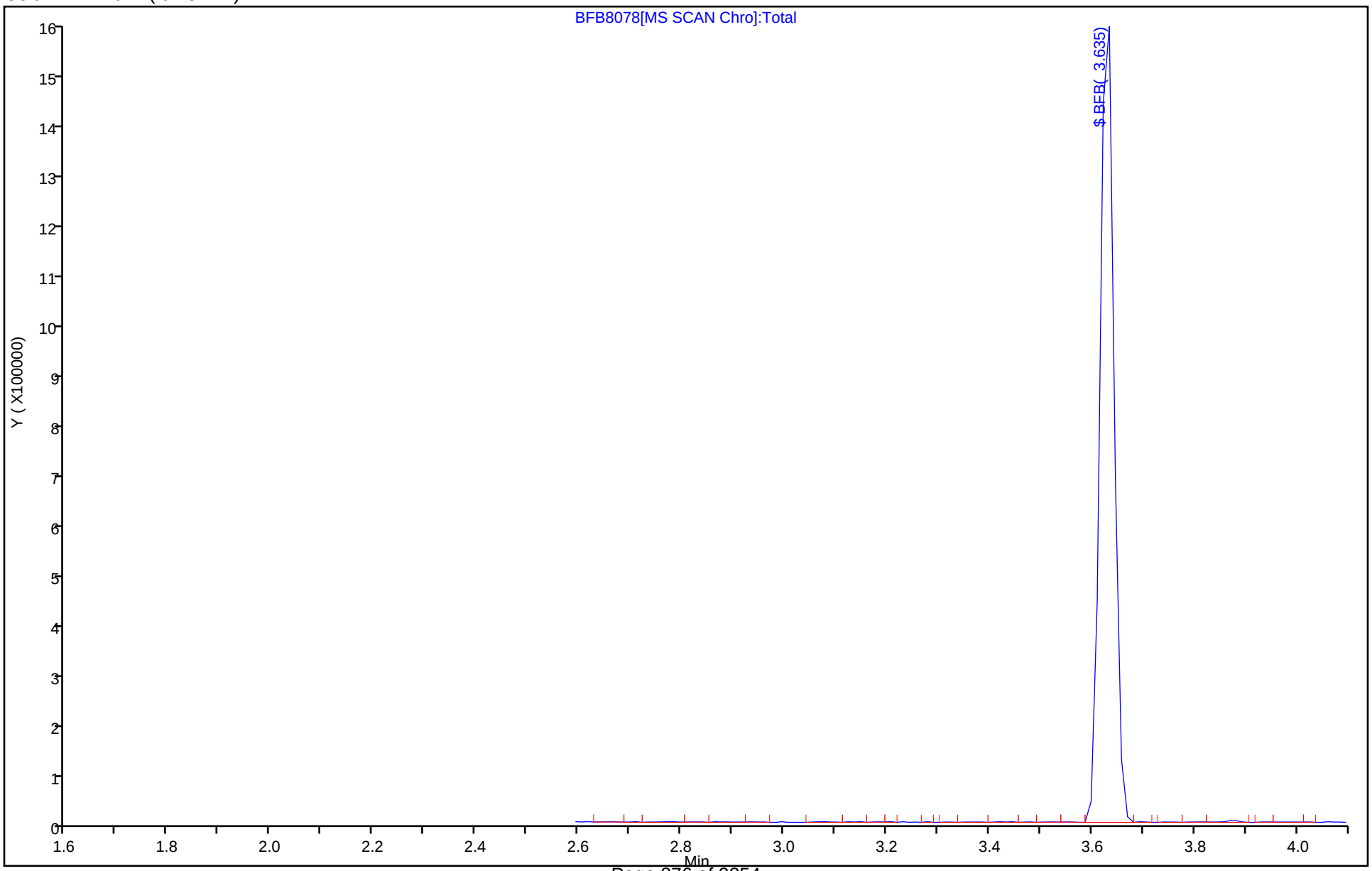

Eurofins TestAmerica, Canton
Target Compound Quantitation Report

Data File: \\chromna\Canton\ChromData\A3UX8\20191229-94625.b\BFB8079.D
Lims ID: BFB
Client ID:
Sample Type: BFB
Inject. Date: 29-Dec-2019 02:54:30 ALS Bottle#: 1 Worklist Smp#: 1
Injection Vol: 5.0 mL Dil. Factor: 1.0000
Sample Info: 240-0094625-001
Misc. Info.: BFB
Operator ID: 402279 Instrument ID: A3UX8

Method: \\chromna\Canton\ChromData\A3UX8\20191229-94625.b\8260_8.m
Limit Group: MSV 8260B ICAL
Last Update: 31-Dec-2019 10:49:19 Calib Date: 04-Nov-2019 05:00:30
Integrator: RTE ID Type: Deconvolution ID
Quant Method: Internal Standard Quant By: Initial Calibration
Last ICal File: \\chromna\Canton\ChromData\A3UX8\20191104-92755.b\UX87328.D

Column 1 : DB-624 (0.18 mm) Det: MS SCAN
Process Host: CTX0339

First Level Reviewer: latat Date: 29-Dec-2019 05:10:24

Compound	Sig	RT (min.)	Exp RT (min.)	Dlt RT (min.)	Q	Response	Cal Amt ug/l	OnCol Amt ug/l	Flags
$ 8 BFB	95	3.623	3.623	0.000	0	892822	NR	NR	

QC Flag Legend

Processing Flags
NR - Missing Quant Standard

Reagents:

vmbfb_00024 Amount Added: 1.00 Units: uL

MS Tune Report

Eurofins TestAmerica, Canton

Data File: \\chromna\Canton\ChromData\A3UX8\20191229-94625.b\BFB8079.D
Injection Date: 29-Dec-2019 02:54:30 Instrument ID: A3UX8
Lims ID: BFB
Client ID:
Operator ID: 402279 ALS Bottle#: 1 Worklist Smp#: 1
Injection Vol: 5.0 mL Dil. Factor: 1.0000
Method: 8260_8 Limit Group: MSV 8260B ICAL
Tune Method: BFB Method 8260

$ 8 BFB

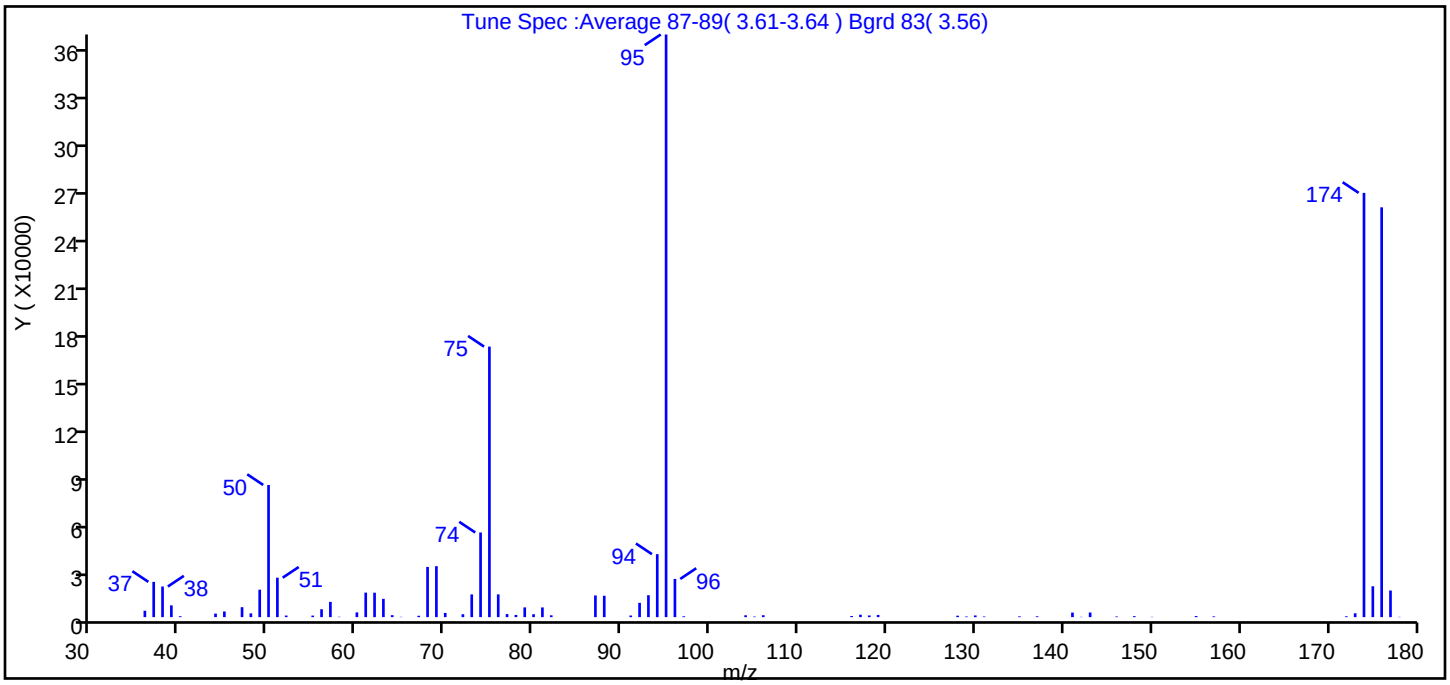

m/z	Ion Abundance Criteria	% Relative Abundance
95	Base peak, 100% relative abundance	100.0
50	15 to 40% of m/z 95	22.7
75	30 to 60% of m/z 95	46.4
96	5 to 9% of m/z 95	6.6
173	Less than 2% of m/z 174	0.7 (0.9)
174	50 to 120% of m/z 95	72.8
175	5 to 9% of m/z 174	5.3 (7.3)
176	Greater than 95% but less than 101% of m/z 174	70.3 (96.6)
177	5 to 9% of m/z 176	4.6 (6.5)

Data File: \\chromna\Canton\ChromData\A3UX8\20191229-94625.b\BFB8079.D\8260_8.rslt\spectra.d
Injection Date: 29-Dec-2019 02:54:30
Spectrum: Tune Spec :Average 87-89(3.61-3.64) Bgrd 83(3.56)
Base Peak: 95.00
Minimum % Base Peak: 0
Number of Points: 75

m/z	Y	m/z	Y	m/z	Y	m/z	Y
36.00	3969	62.00	15153	87.00	13458	131.00	390
37.00	21856	63.00	11352	88.00	13270	135.00	484
38.00	18984	64.00	1226	91.00	1004	137.00	525
39.00	7301	65.00	188	92.00	8858	141.00	2819
40.00	558	67.00	858	93.00	13594	142.00	176
44.00	2205	68.00	31112	94.00	39040	143.00	2879
45.00	3517	69.00	31600	95.00	361152	146.00	403
47.00	6173	70.00	2603	96.00	23688	148.00	598
48.00	2340	72.00	1803	97.00	519	150.00	180
49.00	17032	73.00	14093	104.00	1150	155.00	692
50.00	81920	74.00	52472	105.00	346	157.00	456
51.00	24448	75.00	167680	106.00	1187	172.00	532
52.00	990	76.00	14106	116.00	699	173.00	2383
55.00	961	77.00	1915	117.00	1488	174.00	262976
56.00	4907	78.00	1363	118.00	1061	175.00	19144
57.00	9459	79.00	6047	119.00	1350	176.00	254016
58.00	218	80.00	1810	128.00	894	177.00	16512
60.00	2955	81.00	6022	129.00	398	178.00	167
61.00	15198	82.00	1132	130.00	1055		

Report Date: 31-Dec-2019 10:49:20 Chrom Revision: 2.3 15-Dec-2019 06:20:02

Eurofins TestAmerica, Canton

Data File: \\chromna\Canton\ChromData\A3UX8\20191229-94625.b\BFB8079.D

Injection Date:	29-Dec-2019 02:54:30	Instrument ID:	A3UX8	Operator ID:	402279
Lims ID:	BFB			Worklist Smp#:	1
Client ID:					
Injection Vol:	5.0 mL	Dil. Factor:	1.0000	ALS Bottle#:	1
Method:	8260_8	Limit Group:	MSV 8260B ICAL		

Column: DB-624 (0.18 mm)

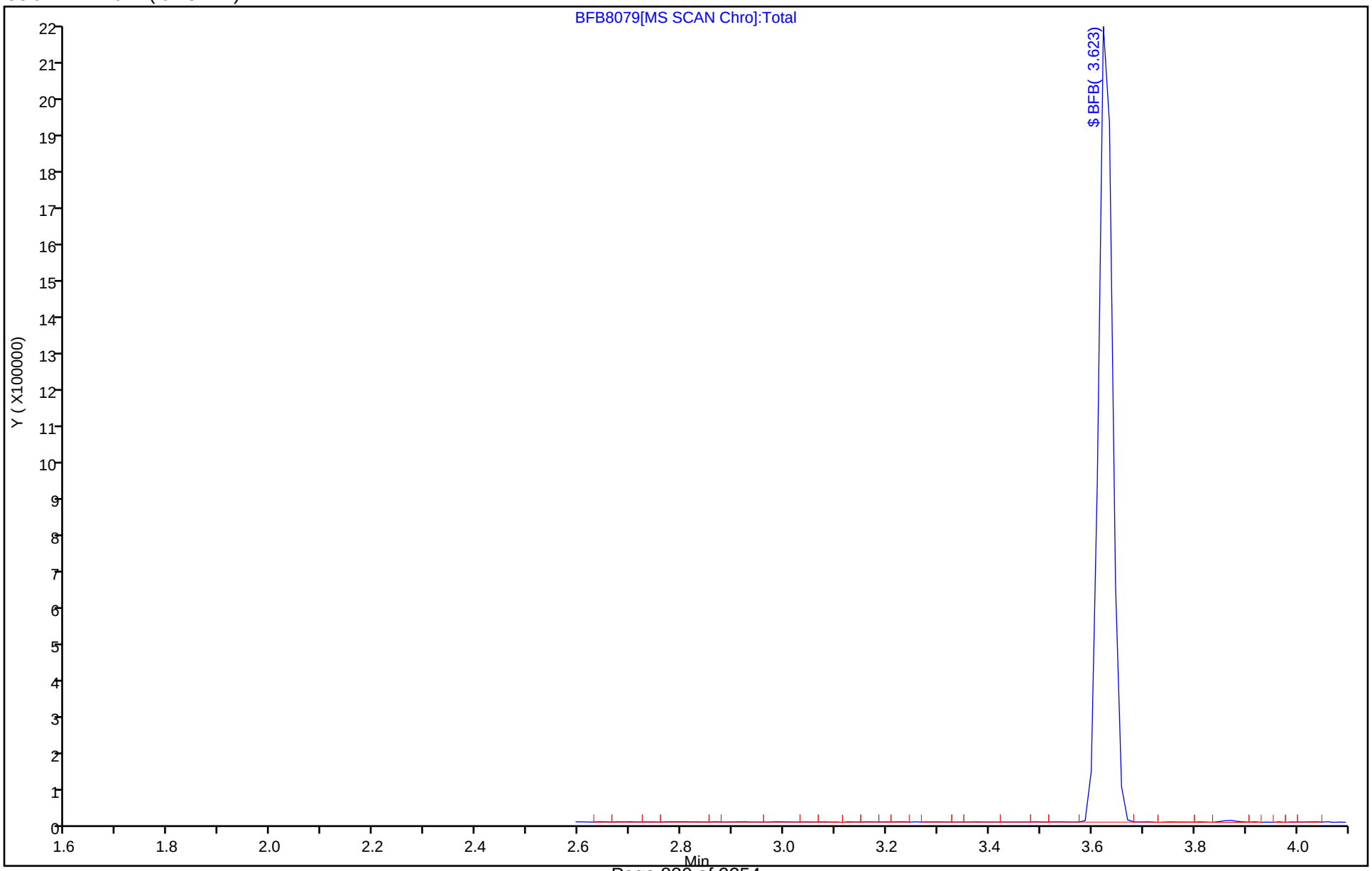

FORM I
GC/MS VOA ORGANICS ANALYSIS DATA SHEET

Lab Name: Eurofins TestAmerica, Canton Job No.: 240-124062-1

SDG No.:

Client Sample ID: Lab Sample ID: MB 240-417546/7

Matrix: Solid Lab File ID: UX88059.D

Analysis Method: 8260B Date Collected:

Sample wt/vol: 5(g) Date Analyzed: 12/28/2019 07:52

Soil Aliquot Vol: Dilution Factor: 1

Soil Extract Vol.: GC Column: DB-624 ID: 0.18(mm)

% Moisture: Level: (low/med) Low

Analysis Batch No.: 417546 Units: ug/Kg

CAS NO.	COMPOUND NAME	RESULT	Q	RL	MDL
630-20-6	1,1,1,2-Tetrachloroethane	3.0	U	5.0	3.0
563-58-6	1,1-Dichloropropene	0.99	U	5.0	0.99
75-34-3	1,1-Dichloroethane	0.69	U	5.0	0.69
87-61-6	1,2,3-Trichlorobenzene	0.57	U	5.0	0.57
96-18-4	1,2,3-Trichloropropane	1.6	U	5.0	1.6
107-06-2	1,2-Dichloroethane	0.77	U	5.0	0.77
75-35-4	1,1-Dichloroethene	0.90	U	5.0	0.90
526-73-8	1,2,3-Trimethylbenzene	1.8	U	5.0	1.8
78-87-5	1,2-Dichloropropane	0.85	U	5.0	0.85
95-63-6	1,2,4-Trimethylbenzene	1.0	U	5.0	1.0
591-78-6	2-Hexanone	4.1	U	20	4.1
79-34-5	1,1,2,2-Tetrachloroethane	1.4	U	5.0	1.4
67-64-1	Acetone	21	U	25	21
71-43-2	Benzene	0.70	U	5.0	0.70
75-25-2	Bromoform	2.4	U	5.0	2.4
74-83-9	Bromomethane	0.99	U	5.0	0.99
75-15-0	Carbon disulfide	1.2	U	5.0	1.2
56-23-5	Carbon tetrachloride	3.3	U	5.0	3.3
71-55-6	1,1,1-Trichloroethane	0.82	U	5.0	0.82
108-90-7	Chlorobenzene	0.92	U	5.0	0.92
142-28-9	1,3-Dichloropropane	0.99	U	5.0	0.99
75-00-3	Chloroethane	1.2	U	5.0	1.2
96-12-8	1,2-Dibromo-3-Chloropropane	3.6	U	10	3.6
67-66-3	Chloroform	0.79	U	5.0	0.79
74-87-3	Chloromethane	1.0	U	5.0	1.0
156-59-2	cis-1,2-Dichloroethene	0.65	U	5.0	0.65
10061-01-5	cis-1,3-Dichloropropene	1.4	U	5.0	1.4
75-27-4	Bromodichloromethane	0.68	U	5.0	0.68
76-13-1	1,1,2-Trichloro-1,2,2-trifluoroethane	1.3	U	5.0	1.3
75-71-8	Dichlorodifluoromethane	0.94	U	5.0	0.94
120-82-1	1,2,4-Trichlorobenzene	0.621	J	5.0	0.57
100-41-4	Ethylbenzene	1.0	U	5.0	1.0
106-93-4	1,2-Dibromoethane	0.77	U	5.0	0.77
594-20-7	2,2-Dichloropropane	1.2	U	5.0	1.2
95-50-1	1,2-Dichlorobenzene	1.1	U	5.0	1.1

FORM I
GC/MS VOA ORGANICS ANALYSIS DATA SHEET

Lab Name: Eurofins TestAmerica, Canton Job No.: 240-124062-1

SDG No.:

Client Sample ID: Lab Sample ID: MB 240-417546/7

Matrix: Solid Lab File ID: UX88059.D

Analysis Method: 8260B Date Collected:

Sample wt/vol: 5(g) Date Analyzed: 12/28/2019 07:52

Soil Aliquot Vol: Dilution Factor: 1

Soil Extract Vol.: GC Column: DB-624 ID: 0.18(mm)

% Moisture: Level: (low/med) Low

Analysis Batch No.: 417546 Units: ug/Kg

CAS NO.	COMPOUND NAME	RESULT	Q	RL	MDL
541-73-1	1,3-Dichlorobenzene	0.82	U	5.0	0.82
106-46-7	1,4-Dichlorobenzene	0.88	U	5.0	0.88
110-75-8	2-Chloroethyl vinyl ether	8.9	U	50	8.9
98-82-8	Isopropylbenzene	0.83	U	5.0	0.83
95-49-8	2-Chlorotoluene	0.95	U	5.0	0.95
78-93-3	2-Butanone (MEK)	3.6	U	20	3.6
108-10-1	4-Methyl-2-pentanone (MIBK)	3.7	U	20	3.7
108-86-1	Bromobenzene	1.2	U	5.0	1.2
1634-04-4	Methyl tert-butyl ether	0.82	U	5.0	0.82
74-97-5	Bromochloromethane	0.59	U	5.0	0.59
75-09-2	Methylene Chloride	12	U	25	12
106-43-4	4-Chlorotoluene	0.86	U	5.0	0.86
99-87-6	p-Isopropyltoluene	2.9	U	5.0	2.9
100-42-5	Styrene	1.2	U	5.0	1.2
179601-23-1	m-Xylene & p-Xylene	0.78	U	10	0.78
95-47-6	o-Xylene	0.86	U	5.0	0.86
87-68-3	Hexachlorobutadiene	3.7	U	5.0	3.7
127-18-4	Tetrachloroethene	0.73	U	5.0	0.73
74-95-3	Dibromomethane	0.67	U	5.0	0.67
108-88-3	Toluene	0.77	U	5.0	0.77
108-20-3	Diisopropyl ether	0.76	U	10	0.76
91-20-3	Naphthalene	2.7	U	5.0	2.7
156-60-5	trans-1,2-Dichloroethene	0.47	U	5.0	0.47
104-51-8	n-Butylbenzene	3.5	U	5.0	3.5
10061-02-6	trans-1,3-Dichloropropene	1.0	U	5.0	1.0
103-65-1	N-Propylbenzene	0.73	U	5.0	0.73
79-01-6	Trichloroethene	0.63	U	5.0	0.63
135-98-8	sec-Butylbenzene	0.86	U	5.0	0.86
75-69-4	Trichlorofluoromethane	1.1	U	5.0	1.1
994-05-8	Tert-amyl methyl ether	2.2	U	5.0	2.2
637-92-3	Ethyl tert-butyl ether	2.3	U	5.0	2.3
98-06-6	tert-Butylbenzene	0.91	U	5.0	0.91
75-01-4	Vinyl chloride	0.84	U	5.0	0.84
108-05-4	Vinyl acetate	2.1	U	10	2.1
75-65-0	tert-Butyl alcohol	17	U	200	17
1330-20-7	Xylenes, Total	1.6	U	10	1.6

FORM I
GC/MS VOA ORGANICS ANALYSIS DATA SHEET

Lab Name: Eurofins TestAmerica, Canton Job No.: 240-124062-1

SDG No.:

Client Sample ID: Lab Sample ID: MB 240-417546/7

Matrix: Solid Lab File ID: UX88059.D

Analysis Method: 8260B Date Collected:

Sample wt/vol: 5(g) Date Analyzed: 12/28/2019 07:52

Soil Aliquot Vol: Dilution Factor: 1

Soil Extract Vol.: GC Column: DB-624 ID: 0.18(mm)

% Moisture: Level: (low/med) Low

Analysis Batch No.: 417546 Units: ug/Kg

CAS NO.	COMPOUND NAME	RESULT	Q	RL	MDL
124-48-1	Dibromochloromethane	2.8	U	5.0	2.8

CAS NO.	SURROGATE	%REC	Q	LIMITS
17060-07-0	1,2-Dichloroethane-d4 (Surr)	84		59-120
460-00-4	4-Bromofluorobenzene (Surr)	100		51-127
2037-26-5	Toluene-d8 (Surr)	89		64-124
1868-53-7	Dibromofluoromethane (Surr)	78		56-122

FORM I
GC/MS VOA ORGANICS ANALYSIS DATA SHEET
TENTATIVELY IDENTIFIED COMPOUNDS

Lab Name: Eurofins TestAmerica, Canton Job No.: 240-124062-1

SDG No.:

Client Sample ID: Lab Sample ID: MB 240-417546/7

Matrix: Solid Lab File ID: UX88059.D

Analysis Method: 8260B Date Collected:

Sample wt/vol: 5(g) Date Analyzed: 12/28/2019 07:52

Soil Aliquot Vol: Dilution Factor: 1

Soil Extract Vol.: GC Column: DB-624 ID: 0.18(mm)

% Moisture: Level: (low/med) Low

Analysis Batch No.: 417546 Units: ug/Kg

Number TICs Found: 0 TIC Result Total: 0

CAS NO.	COMPOUND NAME	RT	RESULT	Q	MATCH QUALITY
	Tentatively Identified Compound		None		

Eurofins TestAmerica, Canton
Target Compound Quantitation Report

Data File: \\chromna\Canton\ChromData\A3UX8\20191228-94619.b\UX88059.D
Lims ID: MB
Client ID:
Sample Type: MB
Inject. Date: 28-Dec-2019 07:52:30 ALS Bottle#: 5 Worklist Smp#: 7
Purge Vol: 5.000 mL Dil. Factor: 1.0000
Sample Info: 240-0094619-007
Operator ID: 402279 Instrument ID: A3UX8

Method: \\chromna\Canton\ChromData\A3UX8\20191228-94619.b\8260_8.m
Limit Group: MSV 8260B ICAL
Last Update: 30-Dec-2019 06:52:47 Calib Date: 04-Nov-2019 05:00:30
Integrator: RTE ID Type: Deconvolution ID
Quant Method: Internal Standard Quant By: Initial Calibration
Last ICal File: \\chromna\Canton\ChromData\A3UX8\20191104-92755.b\UX87328.D

Column 1 : DB-624 (0.18 mm) Det: MS SCAN
Process Host: CTX0320

First Level Reviewer: latat Date: 28-Dec-2019 09:06:28

Compound	Sig	RT (min.)	Exp RT (min.)	Dlt RT (min.)	Q	Response	Cal Amt ug/l	OnCol Amt ug/l	Flags
* 1 Fluorobenzene	96	5.086	5.077	0.009	100	718056	50.0	50.0	
* 2 Chlorobenzene-d5	117	7.595	7.597	-0.002	97	472772	50.0	50.0	
* 3 1,4-Dichlorobenzene-d4	152	9.784	9.786	-0.002	98	246524	50.0	50.0	
$ 4 Dibromofluoromethane (Surr	113	4.554	4.556	-0.002	94	133791	50.0	38.8	
$ 5 1,2-Dichloroethane-d4 (Sur	65	4.814	4.817	-0.003	93	149075	50.0	42.0	
$ 6 Toluene-d8 (Surr)	98	6.340	6.343	-0.003	94	632553	50.0	44.4	
$ 7 4-Bromofluorobenzene (Surr	95	8.671	8.674	-0.003	87	224790	50.0	50.0	
9 Dichlorodifluoromethane	85		1.551					ND	
10 Chloromethane	50		1.728					ND	
11 Vinyl chloride	62		1.835					ND	
12 Butadiene	54		1.870					ND	
13 Bromomethane	94		2.142					ND	
14 Chloroethane	64		2.225					ND	
15 Dichlorofluoromethane	67		2.403					ND	
16 Trichlorofluoromethane	101		2.450					ND	
17 Ethyl ether	59		2.687					ND	
18 Acrolein	56		2.781					ND	
19 1,1-Dichloroethene	96		2.876					ND	
20 1,1,2-Trichloro-1,2,2-trif	151		2.888					ND	
21 Acetone	43	2.909	2.912	-0.003	93	4002		0.3702	
22 Methylal	45		2.980					ND	
23 Iodomethane	142		2.994					ND	
24 Carbon disulfide	76		3.054					ND	
25 Acetonitrile	41		3.124					ND	
26 3-Chloro-1-propene	76		3.160					ND	
27 Methyl acetate	43		3.172					ND	
28 Methylene Chloride	84		3.243					ND	
29 2-Methyl-2-propanol	59		3.338					ND	
30 Acrylonitrile	53		3.420					ND	
31 trans-1,2-Dichloroethene	96		3.456					ND	
32 Methyl tert-butyl ether	73		3.468					ND	
33 Hexane	86		3.669					ND	

Compound	Sig	RT (min.)	Exp RT (min.)	Dlt RT (min.)	Q	Response	Cal Amt ug/l	OnCol Amt ug/l	Flags
34 1,1-Dichloroethane	63		3.775					ND	
35 Vinyl acetate	43		3.799					ND	
36 Isopropyl ether	87		3.822					ND	
37 2-Chloro-1,3-butadiene	53		3.845					ND	
38 Tert-butyl ethyl ether	59		4.094					ND	
39 cis-1,2-Dichloroethene	96		4.201					ND	
40 2-Butanone (MEK)	43		4.213					ND	
41 2,2-Dichloropropane	77		4.213					ND	
43 Propionitrile	54		4.248					ND	
42 Ethyl acetate	43		4.248					ND	
44 Methacrylonitrile	41		4.366					ND	
45 Chlorobromomethane	128		4.391					ND	
46 Tetrahydrofuran	42		4.438					ND	
47 Chloroform	83		4.438					ND	
48 1,1,1-Trichloroethane	97		4.592					ND	
49 Cyclohexane	56		4.651					ND	
50 1,1-Dichloropropene	75		4.722					ND	
51 Carbon tetrachloride	117		4.734					ND	
52 Isobutyl alcohol	41		4.757					ND	
53 1,2-Dichloroethane	62		4.876					ND	
54 Benzene	78		4.876					ND	
55 Tert-amyl methyl ether	73		4.946					ND	
56 n-Heptane	100		5.065					ND	
57 n-Butanol	56		5.265					ND	
58 Trichloroethene	130		5.373					ND	
59 Ethyl acrylate	55		5.419					ND	
60 Methylcyclohexane	83		5.538					ND	
61 1,2-Dichloropropane	63		5.538					ND	
62 Methyl methacrylate	41		5.608					ND	
63 Dibromomethane	93		5.633					ND	
64 1,4-Dioxane	88		5.645					ND	
65 Dichlorobromomethane	83		5.751					ND	
66 2-Nitropropane	41		5.916					ND	
67 2-Chloroethyl vinyl ether	63		5.976					ND	
68 cis-1,3-Dichloropropene	75		6.106					ND	
69 4-Methyl-2-pentanone (MIBK	43		6.225					ND	
70 Toluene	91		6.402					ND	
71 trans-1,3-Dichloropropene	75		6.556					ND	
72 Ethyl methacrylate	69		6.627					ND	
73 1,1,2-Trichloroethane	97		6.722					ND	
75 Tetrachloroethene	164		6.876					ND	
74 1,3-Dichloropropane	76		6.876					ND	
76 2-Hexanone	43		6.923					ND	
77 n-Butyl acetate	43		7.028					ND	
78 Chlorodibromomethane	129		7.077					ND	
79 Tetrahydrothiophene	60		7.168					ND	
80 Ethylene Dibromide	107		7.183					ND	
81 1-Chlorohexane	91		7.585					ND	
82 Chlorobenzene	112		7.621					ND	
83 1,1,1,2-Tetrachloroethane	131		7.692					ND	
84 Ethylbenzene	106		7.716					ND	
85 m-Xylene & p-Xylene	106		7.822					ND	

Compound	Sig	RT (min.)	Exp RT (min.)	Dlt RT (min.)	Q	Response	Cal Amt ug/l	OnCol Amt ug/l	Flags
86 o-Xylene	106		8.189					ND	
87 Styrene	104		8.189					ND	
88 Bromoform	173		8.366					ND	
89 Isopropylbenzene	105		8.532					ND	
91 Cyclohexanone	55		8.614					ND	
90 1,4-Dichlorobutane	90		8.697					ND	
92 1,1,2,2-Tetrachloroethane	83		8.781					ND	
93 Bromobenzene	156		8.828					ND	
95 trans-1,4-Dichloro-2-buten	53		8.840					ND	
94 1,2,3-Trichloropropane	110		8.840					ND	
96 N-Propylbenzene	120		8.911					ND	
97 2-Chlorotoluene	126		9.005					ND	
98 1,3,5-Trimethylbenzene	105		9.076					ND	
99 4-Chlorotoluene	126		9.100					ND	
100 tert-Butylbenzene	119		9.396					ND	
101 Pentachloroethane	167		9.419					ND	
102 1,2,4-Trimethylbenzene	105	9.441	9.443	-0.002	1	2155		0.1347	
103 sec-Butylbenzene	105		9.609					ND	
104 1,3-Dichlorobenzene	146	9.725	9.727	-0.002	82	1602		0.1760	
105 4-Isopropyltoluene	119		9.751					ND	
106 1,4-Dichlorobenzene	146		9.810					ND	
107 1,2,3-Trimethylbenzene	105		9.856					ND	
108 Benzyl chloride	126		9.927					ND	
109 n-Butylbenzene	91	10.151	10.153	-0.002	93	2739		0.1697	
110 1,2-Dichlorobenzene	146		10.177					ND	
111 1,2-Dibromo-3-Chloropropan	157		10.934					ND	
112 1,3,5-Trichlorobenzene	180		11.146					ND	
113 1,2,4-Trichlorobenzene	180	11.760	11.762	-0.002	77	3060		0.6209	
114 Hexachlorobutadiene	225		11.940					ND	
115 Naphthalene	128	12.008	12.011	-0.003	93	7421		0.7831	
116 1,2,3-Trichlorobenzene	180		12.259					ND	
117 2-Methylnaphthalene	142		13.300					ND	
124 Propene oxide	1		0.000					ND	
120 3-Ethyltoluene	1		0.000					ND	
119 Epichlorohydrin	1		0.000					ND	
125 Isobutylene TIC	1		0.000					ND	
121 Ethylene oxide	1		0.000					ND	
123 1,3-Diethylbenzene TIC	1		0.000					ND	
118 2-Ethyltoluene	1		0.000					ND	
S 126 1,2-Dichloroethene, Total	96		1.140					ND	
S 127 1,3-Dichloropropene, Total	75		6.760					ND	
S 128 Xylenes, Total	106		16.530					ND	
S 129 Trihalomethanes, Total	1		0.000					ND	
S 157 Total BTEX	1		0.000					ND	

Reagents:

vm40ml_vials_00014	Amount Added:	0.00	Units:	Run Reagent
VMUX8SS_00032	Amount Added:	1.15	Units: uL	Run Reagent
vmDist_H2o_00161	Amount Added:	0.00	Units:	Run Reagent
VM568718_00017	Amount Added:	1.00	Units: uL	Run Reagent

Report Date: 30-Dec-2019 06:53:01 Chrom Revision: 2.3 15-Dec-2019 06:20:02

Eurofins TestAmerica, Canton

Data File: \\chromna\Canton\ChromData\A3UX8\20191228-94619.b\UX88059.D

Injection Date:	28-Dec-2019 07:52:30	Instrument ID:	A3UX8	Operator ID:	402279
Lims ID:	MB			Worklist Smp#:	7
Client ID:					
Purge Vol:	5.000 mL	Dil. Factor:	1.0000	ALS Bottle#:	5
Method:	8260_8	Limit Group:	MSV 8260B ICAL		

Column: DB-624 (0.18 mm)

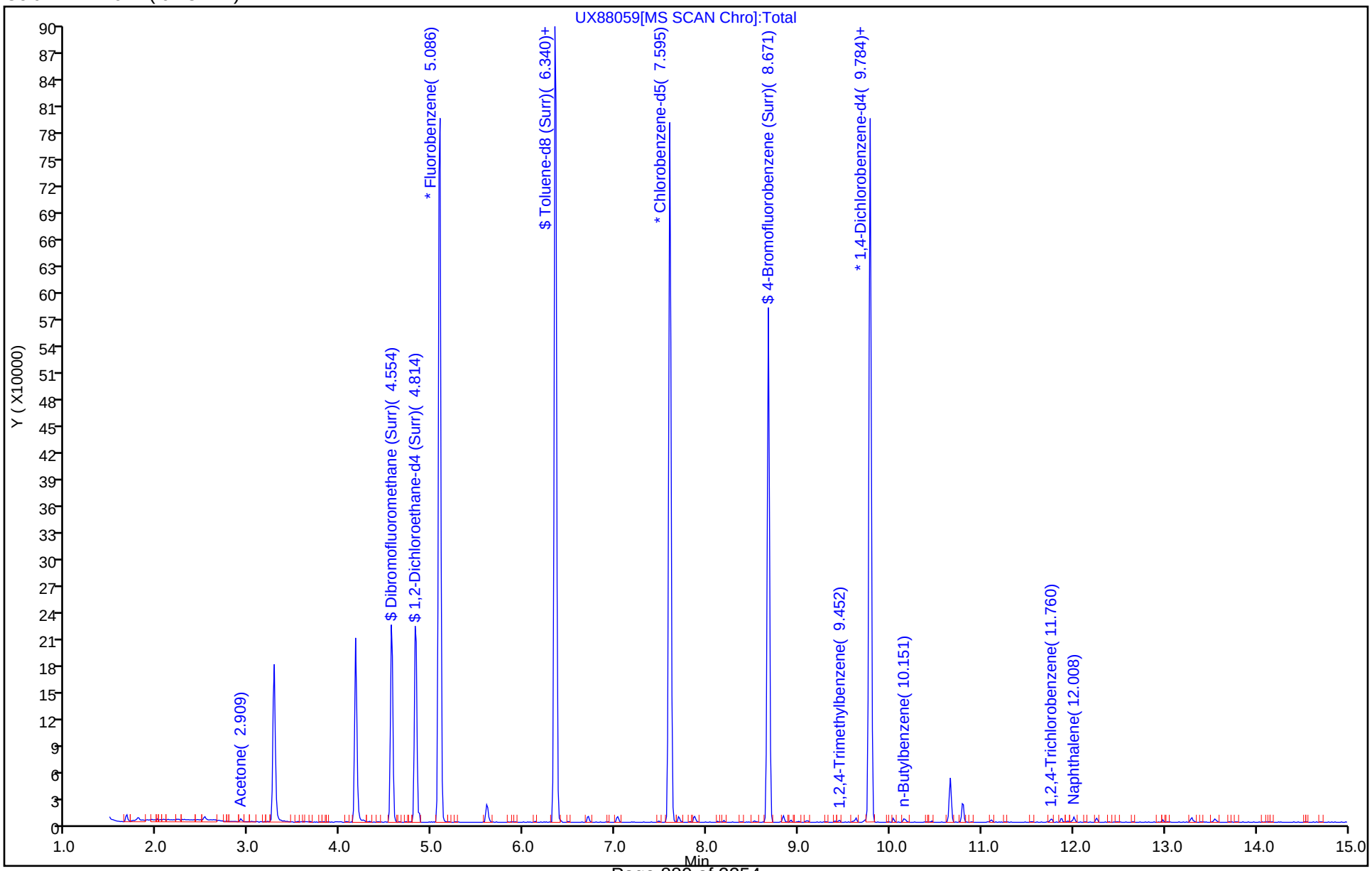

Eurofins TestAmerica, Canton
Recovery Report

Data File: \\chromna\Canton\ChromData\A3UX8\20191228-94619.b\UX88059.D
Lims ID: MB
Client ID:
Sample Type: MB
Inject. Date: 28-Dec-2019 07:52:30 ALS Bottle#: 5 Worklist Smp#: 7
Purge Vol: 5.000 mL Dil. Factor: 1.0000
Sample Info: 240-0094619-007
Operator ID: 402279 Instrument ID: A3UX8

Method: \\chromna\Canton\ChromData\A3UX8\20191228-94619.b\8260_8.m
Limit Group: MSV 8260B ICAL
Last Update: 30-Dec-2019 06:52:47 Calib Date: 04-Nov-2019 05:00:30
Integrator: RTE ID Type: Deconvolution ID
Quant Method: Internal Standard Quant By: Initial Calibration
Last ICal File: \\chromna\Canton\ChromData\A3UX8\20191104-92755.b\UX87328.D

Column 1 : DB-624 (0.18 mm) Det: MS SCAN
Process Host: CTX0320

First Level Reviewer: latat Date: 28-Dec-2019 09:06:28

Compound	Amount Added	Amount Recovered	% Rec.
$ 4 Dibromofluoromethane (Surr)	50.0	38.8	77.61
$ 5 1,2-Dichloroethane-d4 (Surr)	50.0	42.0	84.00
$ 6 Toluene-d8 (Surr)	50.0	44.4	88.80
$ 7 4-Bromofluorobenzene (Surr)	50.0	50.0	99.91

Report Date: 30-Dec-2019 06:53:01 Chrom Revision: 2.3 15-Dec-2019 06:20:02

Eurofins TestAmerica, Canton

Data File: \\chromna\Canton\ChromData\A3UX8\20191228-94619.b\UX88059.D

Injection Date: 28-Dec-2019 07:52:30 Instrument ID: A3UX8

Lims ID: MB

Client ID:

Operator ID: 402279 ALS Bottle#: 5 Worklist Smp#: 7

Purge Vol: 5.000 mL Dil. Factor: 1.0000

Method: 8260_8 Limit Group: MSV 8260B ICAL

Column: DB-624 (0.18 mm) Detector MS SCAN

113 1,2,4-Trichlorobenzene, CAS: 120-82-1

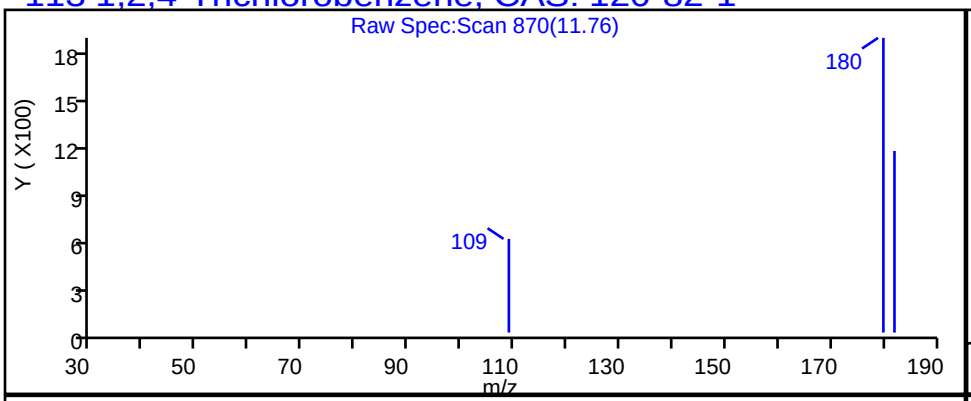

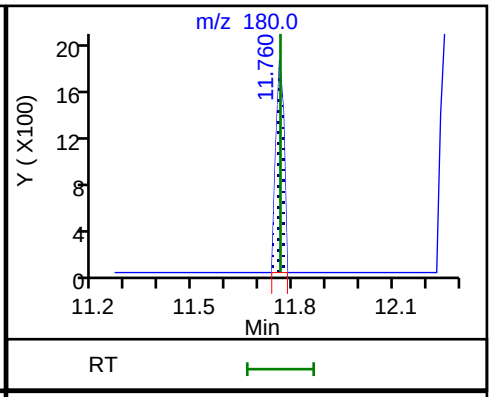

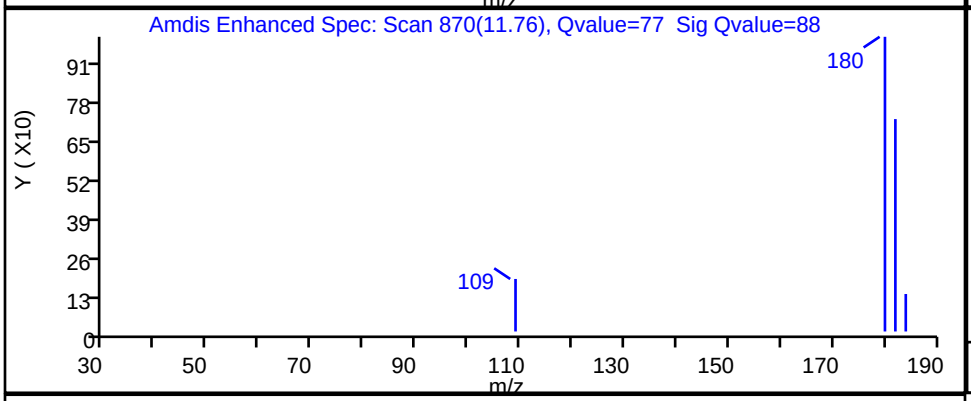

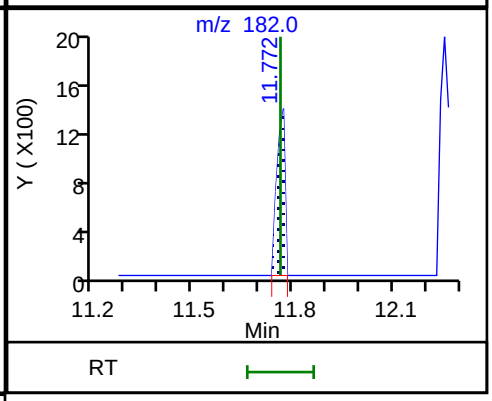

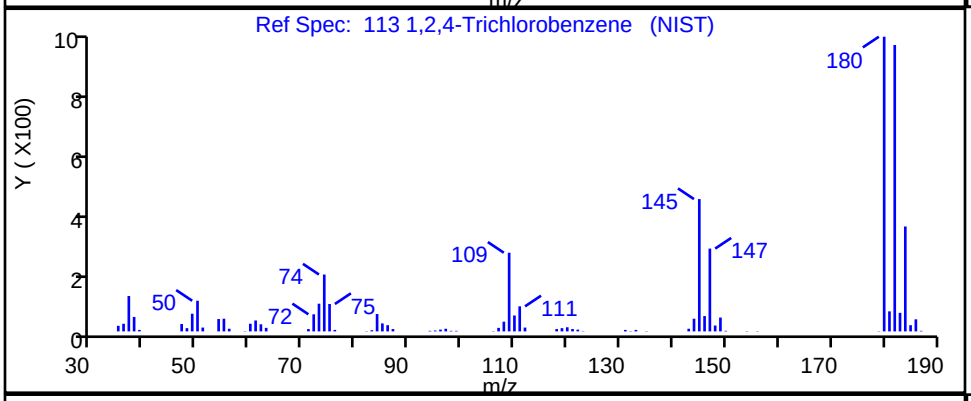

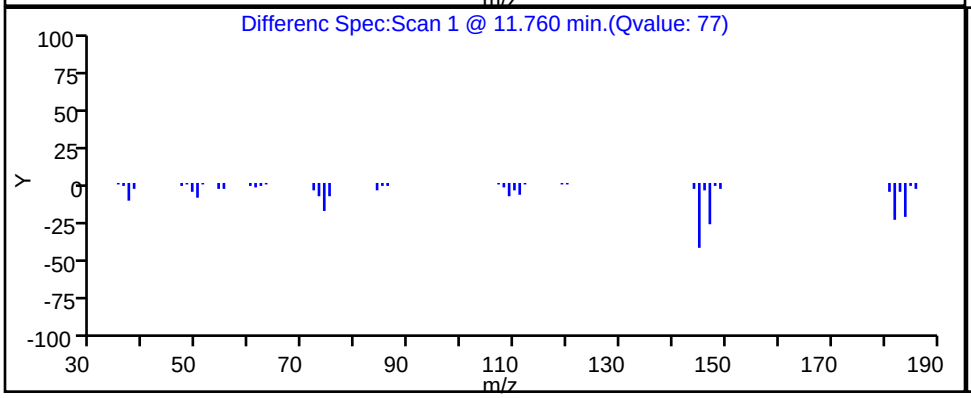

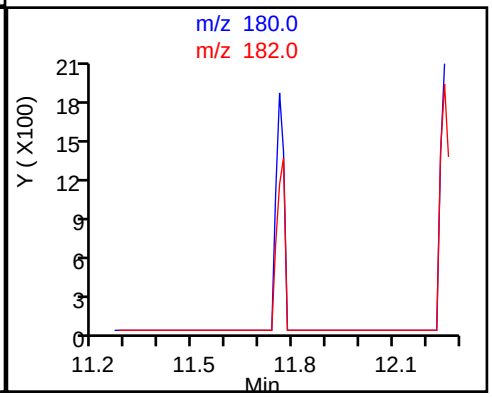

FORM I
GC/MS VOA ORGANICS ANALYSIS DATA SHEET

Lab Name: Eurofins TestAmerica, Canton Job No.: 240-124062-1

SDG No.:

Client Sample ID: Lab Sample ID: MB 240-417563/7

Matrix: Solid Lab File ID: UX88092.D

Analysis Method: 8260B Date Collected:

Sample wt/vol: 5(g) Date Analyzed: 12/29/2019 04:36

Soil Aliquot Vol: Dilution Factor: 1

Soil Extract Vol.: GC Column: DB-624 ID: 0.18(mm)

% Moisture: Level: (low/med) Low

Analysis Batch No.: 417563 Units: ug/Kg

CAS NO.	COMPOUND NAME	RESULT	Q	RL	MDL
630-20-6	1,1,1,2-Tetrachloroethane	3.0	U	5.0	3.0
563-58-6	1,1-Dichloropropene	0.99	U	5.0	0.99
75-34-3	1,1-Dichloroethane	0.69	U	5.0	0.69
87-61-6	1,2,3-Trichlorobenzene	0.57	U	5.0	0.57
96-18-4	1,2,3-Trichloropropane	1.6	U	5.0	1.6
107-06-2	1,2-Dichloroethane	0.77	U	5.0	0.77
75-35-4	1,1-Dichloroethene	0.90	U	5.0	0.90
526-73-8	1,2,3-Trimethylbenzene	1.8	U	5.0	1.8
78-87-5	1,2-Dichloropropane	0.85	U	5.0	0.85
95-63-6	1,2,4-Trimethylbenzene	1.0	U	5.0	1.0
591-78-6	2-Hexanone	4.1	U	20	4.1
79-34-5	1,1,2,2-Tetrachloroethane	1.4	U	5.0	1.4
67-64-1	Acetone	21	U	25	21
71-43-2	Benzene	0.70	U	5.0	0.70
75-25-2	Bromoform	2.4	U	5.0	2.4
74-83-9	Bromomethane	0.99	U	5.0	0.99
75-15-0	Carbon disulfide	1.2	U	5.0	1.2
56-23-5	Carbon tetrachloride	3.3	U	5.0	3.3
71-55-6	1,1,1-Trichloroethane	0.82	U	5.0	0.82
108-90-7	Chlorobenzene	0.92	U	5.0	0.92
142-28-9	1,3-Dichloropropane	0.99	U	5.0	0.99
75-00-3	Chloroethane	1.2	U	5.0	1.2
96-12-8	1,2-Dibromo-3-Chloropropane	3.6	U	10	3.6
67-66-3	Chloroform	0.79	U	5.0	0.79
74-87-3	Chloromethane	1.0	U	5.0	1.0
156-59-2	cis-1,2-Dichloroethene	0.65	U	5.0	0.65
10061-01-5	cis-1,3-Dichloropropene	1.4	U	5.0	1.4
75-27-4	Bromodichloromethane	0.68	U	5.0	0.68
76-13-1	1,1,2-Trichloro-1,2,2-trifluoroethane	1.3	U	5.0	1.3
75-71-8	Dichlorodifluoromethane	0.94	U	5.0	0.94
120-82-1	1,2,4-Trichlorobenzene	0.57	U	5.0	0.57
100-41-4	Ethylbenzene	1.0	U	5.0	1.0
106-93-4	1,2-Dibromoethane	0.77	U	5.0	0.77
594-20-7	2,2-Dichloropropane	1.2	U	5.0	1.2
95-50-1	1,2-Dichlorobenzene	1.1	U	5.0	1.1

FORM I
GC/MS VOA ORGANICS ANALYSIS DATA SHEET

Lab Name: Eurofins TestAmerica, Canton Job No.: 240-124062-1

SDG No.:

Client Sample ID: Lab Sample ID: MB 240-417563/7

Matrix: Solid Lab File ID: UX88092.D

Analysis Method: 8260B Date Collected:

Sample wt/vol: 5(g) Date Analyzed: 12/29/2019 04:36

Soil Aliquot Vol: Dilution Factor: 1

Soil Extract Vol.: GC Column: DB-624 ID: 0.18(mm)

% Moisture: Level: (low/med) Low

Analysis Batch No.: 417563 Units: ug/Kg

CAS NO.	COMPOUND NAME	RESULT	Q	RL	MDL
541-73-1	1,3-Dichlorobenzene	0.82	U	5.0	0.82
106-46-7	1,4-Dichlorobenzene	0.88	U	5.0	0.88
110-75-8	2-Chloroethyl vinyl ether	8.9	U	50	8.9
98-82-8	Isopropylbenzene	0.83	U	5.0	0.83
95-49-8	2-Chlorotoluene	0.95	U	5.0	0.95
78-93-3	2-Butanone (MEK)	3.6	U	20	3.6
108-10-1	4-Methyl-2-pentanone (MIBK)	3.7	U	20	3.7
108-86-1	Bromobenzene	1.2	U	5.0	1.2
1634-04-4	Methyl tert-butyl ether	0.82	U	5.0	0.82
74-97-5	Bromochloromethane	0.59	U	5.0	0.59
75-09-2	Methylene Chloride	12	U	25	12
106-43-4	4-Chlorotoluene	0.86	U	5.0	0.86
99-87-6	p-Isopropyltoluene	2.9	U	5.0	2.9
100-42-5	Styrene	1.2	U	5.0	1.2
179601-23-1	m-Xylene & p-Xylene	0.78	U	10	0.78
95-47-6	o-Xylene	0.86	U	5.0	0.86
87-68-3	Hexachlorobutadiene	3.7	U	5.0	3.7
127-18-4	Tetrachloroethene	0.73	U	5.0	0.73
74-95-3	Dibromomethane	0.67	U	5.0	0.67
108-88-3	Toluene	0.77	U	5.0	0.77
108-20-3	Diisopropyl ether	0.76	U	10	0.76
91-20-3	Naphthalene	2.7	U	5.0	2.7
156-60-5	trans-1,2-Dichloroethene	0.47	U	5.0	0.47
104-51-8	n-Butylbenzene	3.5	U	5.0	3.5
10061-02-6	trans-1,3-Dichloropropene	1.0	U	5.0	1.0
103-65-1	N-Propylbenzene	0.73	U	5.0	0.73
79-01-6	Trichloroethene	0.63	U	5.0	0.63
135-98-8	sec-Butylbenzene	0.86	U	5.0	0.86
75-69-4	Trichlorofluoromethane	1.1	U	5.0	1.1
994-05-8	Tert-amyl methyl ether	2.2	U	5.0	2.2
637-92-3	Ethyl tert-butyl ether	2.3	U	5.0	2.3
98-06-6	tert-Butylbenzene	0.91	U	5.0	0.91
75-01-4	Vinyl chloride	0.84	U	5.0	0.84
108-05-4	Vinyl acetate	2.1	U	10	2.1
75-65-0	tert-Butyl alcohol	17	U	200	17
1330-20-7	Xylenes, Total	1.6	U	10	1.6

FORM I
GC/MS VOA ORGANICS ANALYSIS DATA SHEET

Lab Name: Eurofins TestAmerica, Canton Job No.: 240-124062-1

SDG No.:

Client Sample ID: Lab Sample ID: MB 240-417563/7

Matrix: Solid Lab File ID: UX88092.D

Analysis Method: 8260B Date Collected:

Sample wt/vol: 5(g) Date Analyzed: 12/29/2019 04:36

Soil Aliquot Vol: Dilution Factor: 1

Soil Extract Vol.: GC Column: DB-624 ID: 0.18(mm)

% Moisture: Level: (low/med) Low

Analysis Batch No.: 417563 Units: ug/Kg

CAS NO.	COMPOUND NAME	RESULT	Q	RL	MDL
124-48-1	Dibromochloromethane	2.8	U	5.0	2.8

CAS NO.	SURROGATE	%REC	Q	LIMITS
17060-07-0	1,2-Dichloroethane-d4 (Surr)	85		59-120
460-00-4	4-Bromofluorobenzene (Surr)	94		51-127
2037-26-5	Toluene-d8 (Surr)	84		64-124
1868-53-7	Dibromofluoromethane (Surr)	77		56-122

FORM I
GC/MS VOA ORGANICS ANALYSIS DATA SHEET
TENTATIVELY IDENTIFIED COMPOUNDS

Lab Name: Eurofins TestAmerica, Canton Job No.: 240-124062-1

SDG No.:

Client Sample ID: Lab Sample ID: MB 240-417563/7

Matrix: Solid Lab File ID: UX88092.D

Analysis Method: 8260B Date Collected:

Sample wt/vol: 5(g) Date Analyzed: 12/29/2019 04:36

Soil Aliquot Vol: Dilution Factor: 1

Soil Extract Vol.: GC Column: DB-624 ID: 0.18(mm)

% Moisture: Level: (low/med) Low

Analysis Batch No.: 417563 Units: ug/Kg

Number TICs Found: 0 TIC Result Total: 0

CAS NO.	COMPOUND NAME	RT	RESULT	Q	MATCH QUALITY
	Tentatively Identified Compound		None		

Eurofins TestAmerica, Canton
Target Compound Quantitation Report

Data File: \\chromna\Canton\ChromData\A3UX8\20191229-94625.b\UX88092.D
Lims ID: MB
Client ID:
Sample Type: MB
Inject. Date: 29-Dec-2019 04:36:30 ALS Bottle#: 5 Worklist Smp#: 7
Purge Vol: 5.000 mL Dil. Factor: 1.0000
Sample Info: 240-0094625-007
Operator ID: 402279 Instrument ID: A3UX8

Method: \\chromna\Canton\ChromData\A3UX8\20191229-94625.b\8260_8.m
Limit Group: MSV 8260B ICAL
Last Update: 31-Dec-2019 10:49:30 Calib Date: 04-Nov-2019 05:00:30
Integrator: RTE ID Type: Deconvolution ID
Quant Method: Internal Standard Quant By: Initial Calibration
Last ICal File: \\chromna\Canton\ChromData\A3UX8\20191104-92755.b\UX87328.D

Column 1 : DB-624 (0.18 mm) Det: MS SCAN
Process Host: CTX0339

First Level Reviewer: latat Date: 29-Dec-2019 05:21:49

Compound	Sig	RT (min.)	Exp RT (min.)	Dlt RT (min.)	Q	Response	Cal Amt ug/l	OnCol Amt ug/l	Flags
* 1 Fluorobenzene	96	5.085	5.085	0.000	100	783308	50.0	50.0	
* 2 Chlorobenzene-d5	117	7.594	7.594	0.000	98	530273	50.0	50.0	
* 3 1,4-Dichlorobenzene-d4	152	9.783	9.783	0.000	97	257822	50.0	50.0	
$ 4 Dibromofluoromethane (Surr	113	4.553	4.553	0.000	93	144977	50.0	38.5	
$ 5 1,2-Dichloroethane-d4 (Sur	65	4.825	4.825	0.000	92	164347	50.0	42.5	
$ 6 Toluene-d8 (Surr)	98	6.351	6.351	0.000	94	673215	50.0	42.1	
$ 7 4-Bromofluorobenzene (Surr	95	8.671	8.671	0.000	87	236752	50.0	46.8	
9 Dichlorodifluoromethane	85		1.559					ND	
10 Chloromethane	50		1.725					ND	
11 Vinyl chloride	62		1.843					ND	
12 Butadiene	54		1.867					ND	
13 Bromomethane	94		2.139					ND	
14 Chloroethane	64		2.234					ND	
15 Dichlorofluoromethane	67		2.399					ND	
16 Trichlorofluoromethane	101		2.458					ND	
17 Ethyl ether	59		2.695					ND	
18 Acrolein	56		2.790					ND	
19 1,1-Dichloroethene	96		2.873					ND	
20 1,1,2-Trichloro-1,2,2-trif	151		2.884					ND	
21 Acetone	43		2.920					ND	U
22 Methylal	45		2.980					ND	
23 Iodomethane	142		3.003					ND	
24 Carbon disulfide	76		3.062					ND	
25 Acetonitrile	41		3.124					ND	
26 3-Chloro-1-propene	76		3.156					ND	
27 Methyl acetate	43		3.168					ND	
28 Methylene Chloride	84		3.251					ND	
29 2-Methyl-2-propanol	59		3.334					ND	
30 Acrylonitrile	53		3.429					ND	
31 trans-1,2-Dichloroethene	96		3.464					ND	
32 Methyl tert-butyl ether	73		3.476					ND	
33 Hexane	86		3.677					ND	

Compound	Sig	RT (min.)	Exp RT (min.)	Dlt RT (min.)	Q	Response	Cal Amt ug/l	OnCol Amt ug/l	Flags
34 1,1-Dichloroethane	63		3.772					ND	
35 Vinyl acetate	43		3.807					ND	
36 Isopropyl ether	87		3.822					ND	
37 2-Chloro-1,3-butadiene	53		3.845					ND	
38 Tert-butyl ethyl ether	59		4.094					ND	
39 cis-1,2-Dichloroethene	96		4.210					ND	
40 2-Butanone (MEK)	43		4.210					ND	
41 2,2-Dichloropropane	77		4.221					ND	
43 Propionitrile	54		4.248					ND	
42 Ethyl acetate	43		4.248					ND	
44 Methacrylonitrile	41		4.366					ND	
45 Chlorobromomethane	128		4.387					ND	
47 Chloroform	83		4.434					ND	
46 Tetrahydrofuran	42		4.434					ND	
48 1,1,1-Trichloroethane	97		4.600					ND	
49 Cyclohexane	56		4.647					ND	
50 1,1-Dichloropropene	75		4.718					ND	
51 Carbon tetrachloride	117		4.730					ND	
52 Isobutyl alcohol	41		4.766					ND	
53 1,2-Dichloroethane	62		4.872					ND	
54 Benzene	78		4.884					ND	
55 Tert-amyl methyl ether	73		4.946					ND	
56 n-Heptane	100		5.062					ND	
57 n-Butanol	56		5.265					ND	
58 Trichloroethene	130		5.369					ND	
59 Ethyl acrylate	55		5.419					ND	
60 Methylcyclohexane	83		5.535					ND	
61 1,2-Dichloropropane	63		5.547					ND	
62 Methyl methacrylate	41		5.608					ND	
63 Dibromomethane	93		5.630					ND	
64 1,4-Dioxane	88		5.641					ND	
65 Dichlorobromomethane	83		5.748					ND	
66 2-Nitropropane	41		5.916					ND	
67 2-Chloroethyl vinyl ether	63		5.973					ND	
68 cis-1,3-Dichloropropene	75		6.115					ND	
69 4-Methyl-2-pentanone (MIBK	43		6.221					ND	
70 Toluene	91		6.399					ND	
71 trans-1,3-Dichloropropene	75		6.564					ND	
72 Ethyl methacrylate	69		6.624					ND	
73 1,1,2-Trichloroethane	97		6.718					ND	
74 1,3-Dichloropropane	76		6.872					ND	
75 Tetrachloroethene	164		6.884					ND	
76 2-Hexanone	43		6.931					ND	U
77 n-Butyl acetate	43		7.028					ND	
78 Chlorodibromomethane	129		7.073					ND	
79 Tetrahydrothiophene	60		7.168					ND	
80 Ethylene Dibromide	107		7.191					ND	
81 1-Chlorohexane	91		7.585					ND	
82 Chlorobenzene	112		7.617					ND	
83 1,1,1,2-Tetrachloroethane	131		7.688					ND	
84 Ethylbenzene	106		7.712					ND	
85 m-Xylene & p-Xylene	106		7.819					ND	

Compound	Sig	RT (min.)	Exp RT (min.)	Dlt RT (min.)	Q	Response	Cal Amt ug/l	OnCol Amt ug/l	Flags
86 o-Xylene	106		8.185					ND	
87 Styrene	104		8.197					ND	
88 Bromoform	173		8.375					ND	
89 Isopropylbenzene	105		8.529					ND	
91 Cyclohexanone	55		8.614					ND	
90 1,4-Dichlorobutane	90		8.697					ND	
92 1,1,2,2-Tetrachloroethane	83		8.789					ND	
93 Bromobenzene	156		8.824					ND	
95 trans-1,4-Dichloro-2-buten	53		8.836					ND	
94 1,2,3-Trichloropropane	110		8.836					ND	
96 N-Propylbenzene	120		8.919					ND	
97 2-Chlorotoluene	126		9.002					ND	
98 1,3,5-Trimethylbenzene	105		9.085					ND	
99 4-Chlorotoluene	126		9.108					ND	
100 tert-Butylbenzene	119		9.404					ND	
101 Pentachloroethane	167		9.419					ND	
102 1,2,4-Trimethylbenzene	105		9.440					ND	
103 sec-Butylbenzene	105		9.617					ND	
104 1,3-Dichlorobenzene	146	9.724	9.724	0.000	79	2233		0.2346	
105 4-Isopropyltoluene	119		9.747					ND	
106 1,4-Dichlorobenzene	146		9.807					ND	
107 1,2,3-Trimethylbenzene	105		9.856					ND	
108 Benzyl chloride	126		9.927					ND	
109 n-Butylbenzene	91	10.150	10.150	0.000	93	3372		0.1997	
110 1,2-Dichlorobenzene	146	10.173	10.173	0.000	58	2188		0.2558	
111 1,2-Dibromo-3-Chloropropan	157		10.931					ND	
112 1,3,5-Trichlorobenzene	180		11.146					ND	
113 1,2,4-Trichlorobenzene	180	11.759	11.759	0.000	80	2733		0.5303	
114 Hexachlorobutadiene	225		11.936					ND	
115 Naphthalene	128	12.007	12.007	0.000	89	7155		0.7220	
116 1,2,3-Trichlorobenzene	180		12.256					ND	
117 2-Methylnaphthalene	142		13.300					ND	
118 2-Ethyltoluene	1		0.000					ND	
124 Propene oxide	1		0.000					ND	
121 Ethylene oxide	1		0.000					ND	
119 Epichlorohydrin	1		0.000					ND	
123 1,3-Diethylbenzene TIC	1		0.000					ND	
120 3-Ethyltoluene	1		0.000					ND	
125 Isobutylene TIC	1		0.000					ND	
S 126 1,2-Dichloroethene, Total	96		1.140					ND	
S 127 1,3-Dichloropropene, Total	75		6.760					ND	
S 128 Xylenes, Total	106		16.530					ND	
S 157 Total BTEX	1		0.000					ND	
S 129 Trihalomethanes, Total	1		0.000					ND	

QC Flag Legend

Review Flags

U - Marked Undetected

Reagents:

vm40ml_vials_00014	Amount Added:	0.00	Units:	Run Reagent
VMUX8SS_00032	Amount Added:	1.15	Units: uL	Run Reagent
vmDist_H2o_00161	Amount Added:	0.00	Units:	Run Reagent
VM568718_00017	Amount Added:	1.00	Units: uL	Run Reagent

Report Date: 31-Dec-2019 10:49:36 Chrom Revision: 2.3 15-Dec-2019 06:20:02

Eurofins TestAmerica, Canton

Data File: \\chromna\Canton\ChromData\A3UX8\20191229-94625.b\UX88092.D

Injection Date:	29-Dec-2019 04:36:30	Instrument ID:	A3UX8	Operator ID:	402279
Lims ID:	MB			Worklist Smp#:	7
Client ID:					
Purge Vol:	5.000 mL	Dil. Factor:	1.0000	ALS Bottle#:	5
Method:	8260_8	Limit Group:	MSV 8260B ICAL		

Column: DB-624 (0.18 mm)

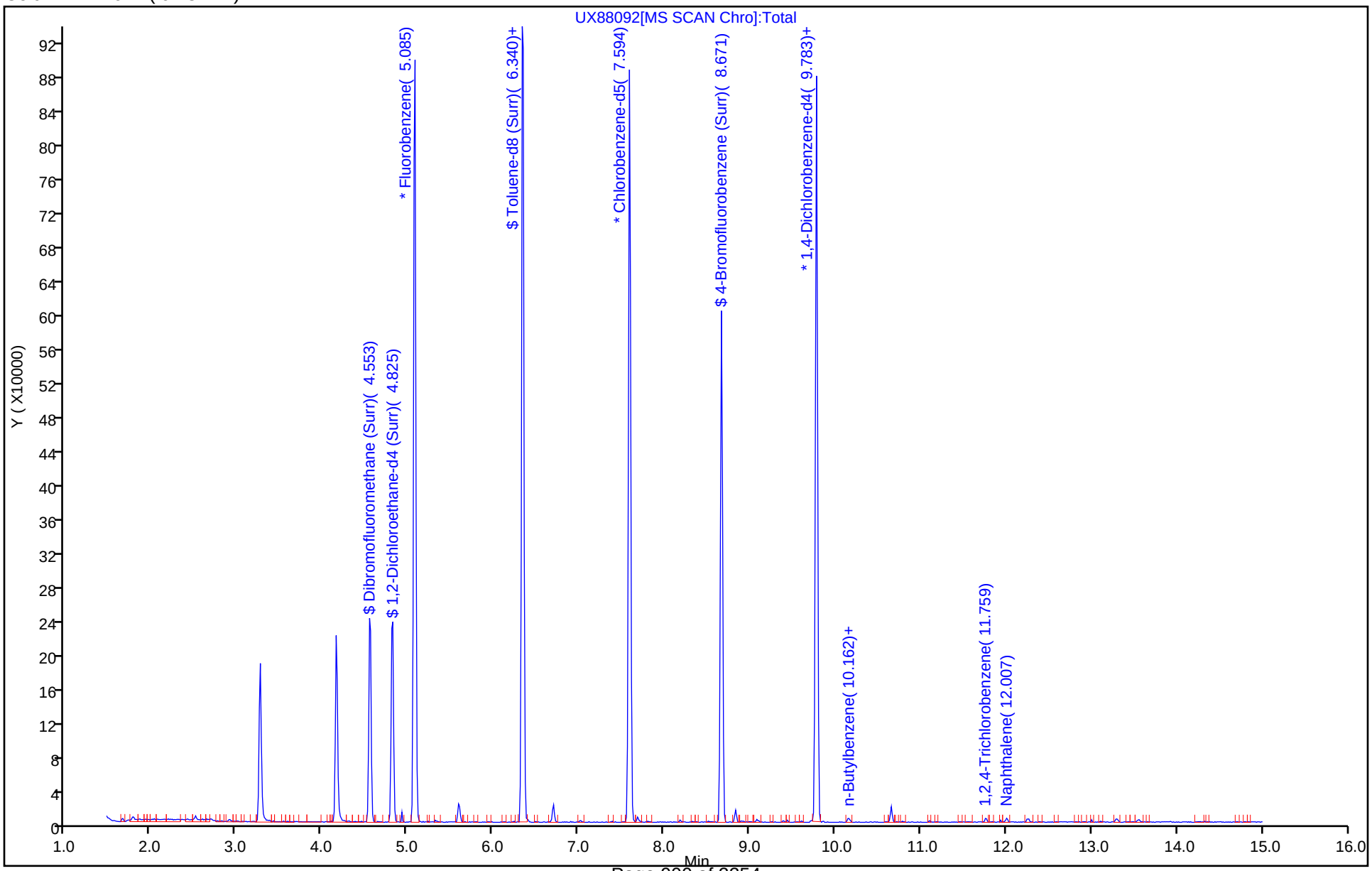

Eurofins TestAmerica, Canton
Recovery Report

Data File: \\chromna\Canton\ChromData\A3UX8\20191229-94625.b\UX88092.D
Lims ID: MB
Client ID:
Sample Type: MB
Inject. Date: 29-Dec-2019 04:36:30 ALS Bottle#: 5 Worklist Smp#: 7
Purge Vol: 5.000 mL Dil. Factor: 1.0000
Sample Info: 240-0094625-007
Operator ID: 402279 Instrument ID: A3UX8

Method: \\chromna\Canton\ChromData\A3UX8\20191229-94625.b\8260_8.m
Limit Group: MSV 8260B ICAL
Last Update: 31-Dec-2019 10:49:30 Calib Date: 04-Nov-2019 05:00:30
Integrator: RTE ID Type: Deconvolution ID
Quant Method: Internal Standard Quant By: Initial Calibration
Last ICal File: \\chromna\Canton\ChromData\A3UX8\20191104-92755.b\UX87328.D

Column 1 : DB-624 (0.18 mm) Det: MS SCAN
Process Host: CTX0339

First Level Reviewer: latat Date: 29-Dec-2019 05:21:49

Compound	Amount Added	Amount Recovered	% Rec.
$ 4 Dibromofluoromethane (Surr)	50.0	38.5	77.09
$ 5 1,2-Dichloroethane-d4 (Surr)	50.0	42.5	84.91
$ 6 Toluene-d8 (Surr)	50.0	42.1	84.26
$ 7 4-Bromofluorobenzene (Surr)	50.0	46.8	93.64

User Disabled Compound Report

Eurofins TestAmerica, Canton

Data File: \\chromna\Canton\ChromData\A3UX8\20191229-94625.b\UX88092.D
Injection Date: 29-Dec-2019 04:36:30 Instrument ID: A3UX8
Lims ID: MB
Client ID:
Operator ID: 402279 ALS Bottle#: 5 Worklist Smp#: 7
Purge Vol: 5.000 mL Dil. Factor: 1.0000
Method: 8260_8 Limit Group: MSV 8260B ICAL
Column: DB-624 (0.18 mm) Detector MS SCAN

76 2-Hexanone, CAS: 591-78-6

Processing Results

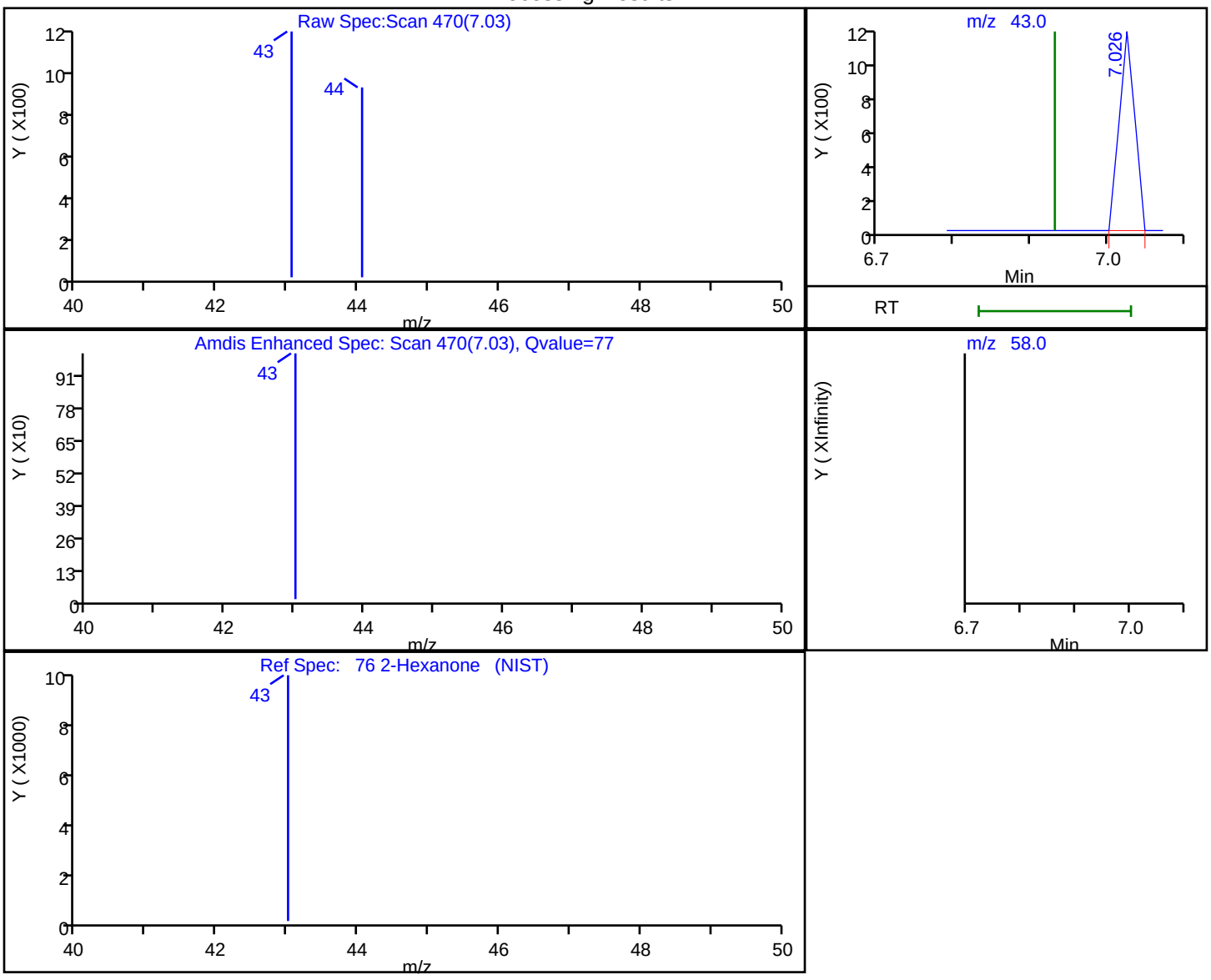

RT	Mass	Response	Amount
7.03	43.00	1593	0.818466
6.93	58.00	0	

Reviewer: latat, 29-Dec-2019 05:19:30
Audit Action: Marked Compound Undetected Audit Reason: Invalid Compound ID

User Disabled Compound Report

Eurofins TestAmerica, Canton

Data File: \\chromna\Canton\ChromData\A3UX8\20191229-94625.b\UX88092.D
Injection Date: 29-Dec-2019 04:36:30 Instrument ID: A3UX8
Lims ID: MB
Client ID:
Operator ID: 402279 ALS Bottle#: 5 Worklist Smp#: 7
Purge Vol: 5.000 mL Dil. Factor: 1.0000
Method: 8260_8 Limit Group: MSV 8260B ICAL
Column: DB-624 (0.18 mm) Detector MS SCAN

21 Acetone, CAS: 67-64-1

Processing Results

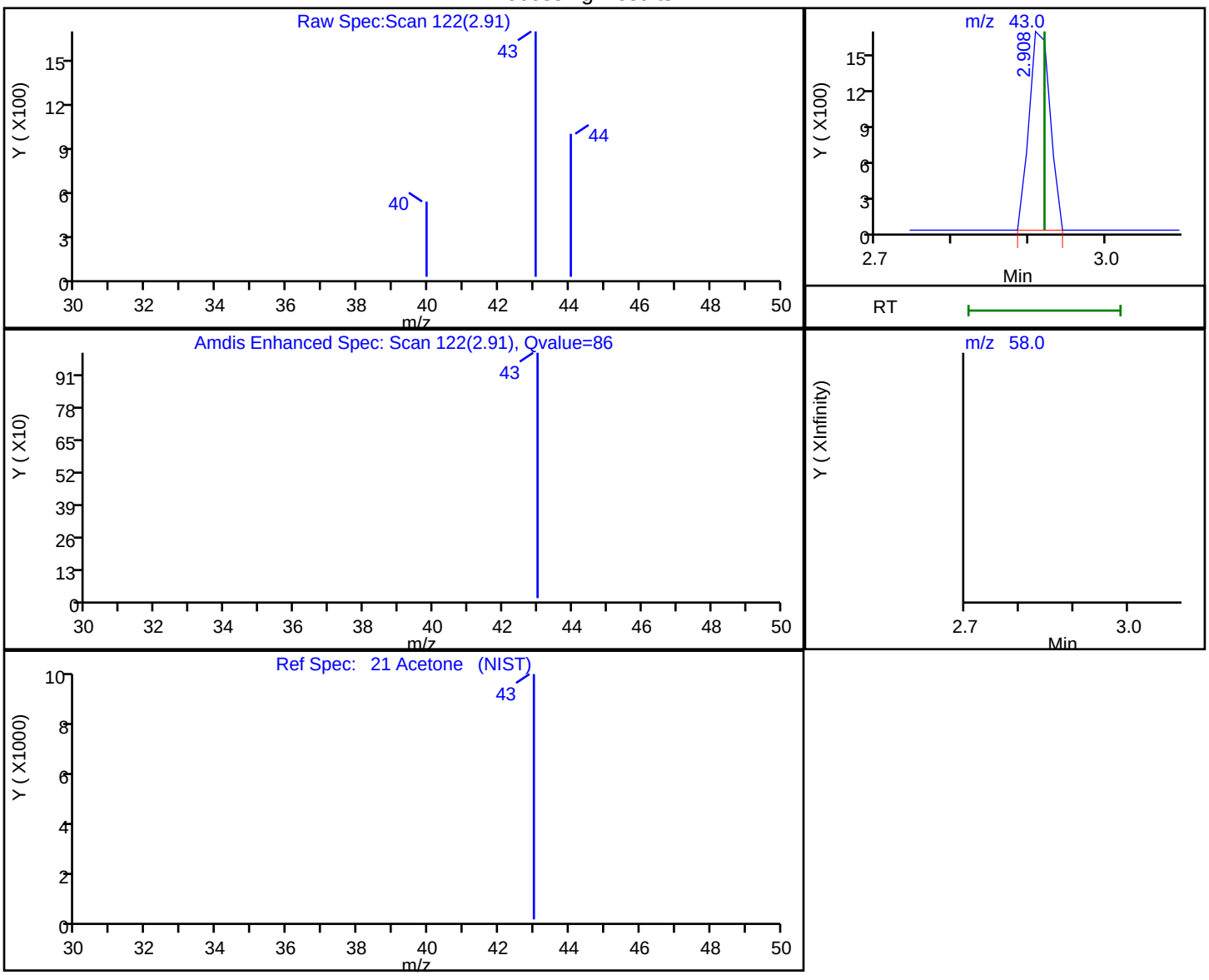

RT	Mass	Response	Amount
2.91	43.00	3235	-0.842540
2.92	58.00	0	

Reviewer: latat, 29-Dec-2019 05:19:21
Audit Action: Marked Compound Undetected Audit Reason: Invalid Compound ID

FORM I
GC/MS VOA ORGANICS ANALYSIS DATA SHEET

Lab Name: Eurofins TestAmerica, Canton Job No.: 240-124062-1

SDG No.:

Client Sample ID: Lab Sample ID: MB 240-417660/7

Matrix: Water Lab File ID: UXR3196.D

Analysis Method: 8260B Date Collected:

Sample wt/vol: 5(mL) Date Analyzed: 12/30/2019 12:35

Soil Aliquot Vol: Dilution Factor: 1

Soil Extract Vol.: GC Column: DB-624 ID: 0.18(mm)

% Moisture: Level: (low/med) Low

Analysis Batch No.: 417660 Units: ug/L

CAS NO.	COMPOUND NAME	RESULT	Q	RL	MDL
630-20-6	1,1,1,2-Tetrachloroethane	0.14	U	1.0	0.14
563-58-6	1,1-Dichloropropene	0.14	U	1.0	0.14
75-34-3	1,1-Dichloroethane	0.17	U	1.0	0.17
87-61-6	1,2,3-Trichlorobenzene	0.54	U	1.0	0.54
96-18-4	1,2,3-Trichloropropane	0.24	U	1.0	0.24
107-06-2	1,2-Dichloroethane	0.21	U	1.0	0.21
75-35-4	1,1-Dichloroethene	0.19	U	1.0	0.19
526-73-8	1,2,3-Trimethylbenzene	0.14	U	5.0	0.14
78-87-5	1,2-Dichloropropane	0.15	U	1.0	0.15
95-63-6	1,2,4-Trimethylbenzene	0.070	U	1.0	0.070
591-78-6	2-Hexanone	0.54	U	10	0.54
79-34-5	1,1,2,2-Tetrachloroethane	0.13	U	1.0	0.13
67-64-1	Acetone	5.4	U	10	5.4
71-43-2	Benzene	0.13	U	1.0	0.13
75-25-2	Bromoform	0.76	U	1.0	0.76
74-83-9	Bromomethane	0.42	U	1.0	0.42
75-15-0	Carbon disulfide	0.28	U	1.0	0.28
56-23-5	Carbon tetrachloride	0.26	U	1.0	0.26
71-55-6	1,1,1-Trichloroethane	0.24	U	1.0	0.24
108-90-7	Chlorobenzene	0.14	U	1.0	0.14
142-28-9	1,3-Dichloropropane	0.21	U	1.0	0.21
75-00-3	Chloroethane	0.83	U	1.0	0.83
96-12-8	1,2-Dibromo-3-Chloropropane	0.91	U	2.0	0.91
67-66-3	Chloroform	0.13	U	1.0	0.13
74-87-3	Chloromethane	0.20	U	1.0	0.20
156-59-2	cis-1,2-Dichloroethene	0.16	U	1.0	0.16
10061-01-5	cis-1,3-Dichloropropene	0.61	U	1.0	0.61
75-27-4	Bromodichloromethane	0.17	U	1.0	0.17
76-13-1	1,1,2-Trichlorotrifluoroethane	0.41	U	1.0	0.41
75-71-8	Dichlorodifluoromethane	0.35	U	1.0	0.35
120-82-1	1,2,4-Trichlorobenzene	0.26	U	1.0	0.26
100-41-4	Ethylbenzene	0.11	U	1.0	0.11
106-93-4	1,2-Dibromoethane	0.12	U	1.0	0.12
594-20-7	2,2-Dichloropropane	0.31	U	1.0	0.31
95-50-1	1,2-Dichlorobenzene	0.15	U	1.0	0.15
541-73-1	1,3-Dichlorobenzene	0.15	U	1.0	0.15

FORM I
GC/MS VOA ORGANICS ANALYSIS DATA SHEET

Lab Name: Eurofins TestAmerica, Canton Job No.: 240-124062-1

SDG No.:

Client Sample ID: Lab Sample ID: MB 240-417660/7

Matrix: Water Lab File ID: UXR3196.D

Analysis Method: 8260B Date Collected:

Sample wt/vol: 5(mL) Date Analyzed: 12/30/2019 12:35

Soil Aliquot Vol: Dilution Factor: 1

Soil Extract Vol.: GC Column: DB-624 ID: 0.18(mm)

% Moisture: Level: (low/med) Low

Analysis Batch No.: 417660 Units: ug/L

CAS NO.	COMPOUND NAME	RESULT	Q	RL	MDL
106-46-7	1,4-Dichlorobenzene	0.16	U	1.0	0.16
110-75-8	2-Chloroethyl vinyl ether	0.26	U	10	0.26
98-82-8	Isopropylbenzene	0.090	U	1.0	0.090
95-49-8	2-Chlorotoluene	0.15	U	1.0	0.15
78-93-3	2-Butanone (MEK)	1.2	U	10	1.2
108-10-1	4-Methyl-2-pentanone (MIBK)	0.42	U	10	0.42
108-86-1	Bromobenzene	0.12	U	1.0	0.12
1634-04-4	Methyl tert-butyl ether	0.070	U	1.0	0.070
74-97-5	Bromochloromethane	0.14	U	1.0	0.14
75-09-2	Methylene Chloride	2.6	U	5.0	2.6
106-43-4	4-Chlorotoluene	0.090	U	1.0	0.090
99-87-6	4-Isopropyltoluene	0.13	U	1.0	0.13
100-42-5	Styrene	0.10	U	1.0	0.10
179601-23-1	m-Xylene & p-Xylene	0.080	U	2.0	0.080
95-47-6	o-Xylene	0.090	U	1.0	0.090
87-68-3	Hexachlorobutadiene	0.83	U	1.0	0.83
127-18-4	Tetrachloroethene	0.15	U	1.0	0.15
74-95-3	Dibromomethane	0.090	U	1.0	0.090
108-88-3	Toluene	0.14	U	1.0	0.14
108-20-3	Diisopropyl ether	0.17	U	10	0.17
91-20-3	Naphthalene	0.32	U	1.0	0.32
156-60-5	trans-1,2-Dichloroethene	0.19	U	1.0	0.19
104-51-8	n-Butylbenzene	0.14	U	1.0	0.14
10061-02-6	trans-1,3-Dichloropropene	0.67	U	1.0	0.67
103-65-1	N-Propylbenzene	0.15	U	1.0	0.15
79-01-6	Trichloroethene	0.10	U	1.0	0.10
135-98-8	sec-Butylbenzene	0.13	U	1.0	0.13
75-69-4	Trichlorofluoromethane	0.45	U	1.0	0.45
994-05-8	Tert-amyl methyl ether	0.11	U	5.0	0.11
637-92-3	Ethyl tert-butyl ether	0.15	U	5.0	0.15
98-06-6	tert-Butylbenzene	0.14	U	1.0	0.14
75-01-4	Vinyl chloride	0.20	U	1.0	0.20
108-05-4	Vinyl acetate	0.19	U	2.0	0.19
75-65-0	tert-Butyl alcohol	1.7	U	40	1.7
1330-20-7	Xylenes, Total	0.15	U	2.0	0.15
124-48-1	Chlorodibromomethane	0.39	U	1.0	0.39

FORM I
GC/MS VOA ORGANICS ANALYSIS DATA SHEET

Lab Name: Eurofins TestAmerica, Canton Job No.: 240-124062-1

SDG No.:

Client Sample ID: Lab Sample ID: MB 240-417660/7

Matrix: Water Lab File ID: UXR3196.D

Analysis Method: 8260B Date Collected:

Sample wt/vol: 5(mL) Date Analyzed: 12/30/2019 12:35

Soil Aliquot Vol: Dilution Factor: 1

Soil Extract Vol.: GC Column: DB-624 ID: 0.18(mm)

% Moisture: Level: (low/med) Low

Analysis Batch No.: 417660 Units: ug/L

CAS NO.	SURROGATE	%REC	Q	LIMITS
17060-07-0	1,2-Dichloroethane-d4 (Surr)	103		75-130
460-00-4	4-Bromofluorobenzene (Surr)	74		47-134
2037-26-5	Toluene-d8 (Surr)	96		69-122
1868-53-7	Dibromofluoromethane (Surr)	113		78-129

Eurofins TestAmerica, Canton
Target Compound Quantitation Report

Data File: \\chromna\Canton\ChromData\A3UX17\20191230-94649.b\UXR3196.D
Lims ID: MB
Client ID:
Sample Type: MB
Inject. Date: 30-Dec-2019 12:35:30 ALS Bottle#: 9 Worklist Smp#: 7
Purge Vol: 5.000 mL Dil. Factor: 1.0000
Sample Info: 240-0094649-007
Operator ID: 001644 Instrument ID: A3UX17

Method: \\chromna\Canton\ChromData\A3UX17\20191230-94649.b\8260_17.m
Limit Group: MSV 8260B ICAL
Last Update: 31-Dec-2019 10:45:43 Calib Date: 11-Jun-2019 23:10:30
Integrator: RTE ID Type: Deconvolution ID
Quant Method: Internal Standard Quant By: Initial Calibration
Last ICal File: \\chromna\Canton\ChromData\A3UX17\20190611-88015.b\UXR8424.D

Column 1 : DB-624 (0.18 mm) Det: MS SCAN
Process Host: CTX0317

First Level Reviewer: williamsla Date: 30-Dec-2019 13:34:21

	Compound	Sig	RT (min.)	Exp RT (min.)	Dlt RT (min.)	Q	Response	Cal Amt ug/l	OnCol Amt ug/l	Flags
*	1 Fluorobenzene	96	5.775	5.775	0.000	99	965340	10.0	10.0	
*	2 Chlorobenzene-d5	117	8.467	8.467	0.000	88	678972	10.0	10.0	
*	3 1,4-Dichlorobenzene-d4	152	10.720	10.708	0.012	97	284700	10.0	10.0	
$	4 Dibromofluoromethane (Surr	113	5.194	5.194	0.000	93	256170	10.0	11.3	
$	5 1,2-Dichloroethane-d4 (Sur	65	5.490	5.490	0.000	95	333742	10.0	10.3	
$	6 Toluene-d8 (Surr)	98	7.151	7.139	0.012	94	845762	10.0	9.61	
$	7 4-Bromofluorobenzene (Surr	95	9.582	9.582	0.000	87	241683	10.0	7.42	
	9 Dichlorodifluoromethane	85		1.696					ND	
	10 Chloromethane	50		1.885					ND	
	11 Vinyl chloride	62		2.016					ND	
	119 Butadiene	54		2.040					ND	
	12 Bromomethane	94		2.348					ND	
	13 Chloroethane	64		2.467					ND	
	14 Dichlorofluoromethane	67		2.668					ND	
	15 Trichlorofluoromethane	101		2.716					ND	
	16 Ethyl ether	59		2.976					ND	
	18 Acrolein	56		3.119					ND	
	19 1,1-Dichloroethene	96		3.202					ND	
	20 1,1,2-Trichloro-1,2,2-trif	151		3.225					ND	
	17 Methylal	45		3.226					ND	
	21 Acetone	43		3.261					ND	
	22 Iodomethane	142		3.356					ND	
	23 Carbon disulfide	76		3.427					ND	
	24 Acetonitrile	41		3.534					ND	U
	25 3-Chloro-1-propene	76		3.546					ND	
	26 Methyl acetate	43		3.569					ND	
	27 Methylene Chloride	84		3.652					ND	
	28 2-Methyl-2-propanol	59		3.759					ND	
	29 Acrylonitrile	53		3.890					ND	
	30 Methyl tert-butyl ether	73		3.901					ND	
	31 trans-1,2-Dichloroethene	96		3.901					ND	
	32 Hexane	86		4.127					ND	

Compound	Sig	RT (min.)	Exp RT (min.)	Dlt RT (min.)	Q	Response	Cal Amt ug/l	OnCol Amt ug/l	Flags
33 1,1-Dichloroethane	63		4.281					ND	
35 Isopropyl ether	87		4.316					ND	
34 Vinyl acetate	43		4.316					ND	
36 2-Chloro-1,3-butadiene	53		4.352					ND	
37 Tert-butyl ethyl ether	59		4.637					ND	
38 2,2-Dichloropropane	97		4.779					ND	
39 cis-1,2-Dichloroethene	96		4.791					ND	
40 2-Butanone (MEK)	43		4.791					ND	U
41 Ethyl acetate	43		4.838					ND	
42 Propionitrile	54		4.862					ND	
43 Methacrylonitrile	41		4.992					ND	
44 Chlorobromomethane	128		4.992					ND	
45 Tetrahydrofuran	42		5.040					ND	
46 Chloroform	83		5.052					ND	
47 1,1,1-Trichloroethane	97		5.218					ND	
48 Cyclohexane	56		5.265					ND	
49 1,1-Dichloropropene	75		5.348					ND	
50 Carbon tetrachloride	117		5.360					ND	
51 Isobutyl alcohol	41		5.431					ND	
52 Benzene	78		5.538					ND	
53 1,2-Dichloroethane	62		5.550					ND	
54 Tert-amyl methyl ether	73		5.609					ND	
55 n-Heptane	100		5.728					ND	
56 n-Butanol	56		6.000					ND	
57 Trichloroethene	130		6.083					ND	
58 Ethyl acrylate	55		6.154					ND	
59 Methylcyclohexane	83		6.249					ND	
60 1,2-Dichloropropane	63		6.285					ND	
61 Methyl methacrylate	41		6.356					ND	
62 Dibromomethane	93		6.392					ND	
63 1,4-Dioxane	88		6.392					ND	
64 Dichlorobromomethane	83		6.510					ND	
65 2-Nitropropane	41		6.724					ND	
66 2-Chloroethyl vinyl ether	63		6.759					ND	
67 cis-1,3-Dichloropropene	75		6.902					ND	
68 4-Methyl-2-pentanone (MIBK	43		7.032					ND	
69 Toluene	91		7.198					ND	
70 trans-1,3-Dichloropropene	75		7.388					ND	
71 Ethyl methacrylate	69		7.447					ND	
72 1,1,2-Trichloroethane	97		7.566					ND	
73 Tetrachloroethene	164		7.696					ND	
75 1,3-Dichloropropane	76		7.720					ND	
76 2-Hexanone	43		7.779					ND	
77 n-Butyl acetate	56		7.874					ND	
78 Chlorodibromomethane	129		7.933					ND	
74 Tetrahydrothiophene	60		7.933					ND	
79 Ethylene Dibromide	107		8.052					ND	
80 1-Chlorohexane	91		8.443					ND	
81 Chlorobenzene	112		8.491					ND	
82 1,1,1,2-Tetrachloroethane	131		8.562					ND	
83 Ethylbenzene	106		8.586					ND	
84 m-Xylene & p-Xylene	106		8.692					ND	

Compound	Sig	RT (min.)	Exp RT (min.)	Dlt RT (min.)	Q	Response	Cal Amt ug/l	OnCol Amt ug/l	Flags
85 o-Xylene	106		9.072					ND	
86 Styrene	104		9.084					ND	
87 Bromoform	173		9.285					ND	
89 Isopropylbenzene	105		9.416					ND	
90 Cyclohexanone	55		9.534					ND	
88 1,4-Dichlorobutane	55		9.534					ND	
91 1,1,2,2-Tetrachloroethane	83		9.712					ND	
92 Bromobenzene	156		9.736					ND	
94 1,2,3-Trichloropropane	110		9.760					ND	
93 trans-1,4-Dichloro-2-buten	53		9.771					ND	
95 N-Propylbenzene	120		9.819					ND	
126 3-Ethyltoluene	105		9.850					ND	
96 2-Chlorotoluene	126		9.914					ND	
97 1,3,5-Trimethylbenzene	105		9.985					ND	
98 4-Chlorotoluene	126		10.020					ND	
120 2-Ethyltoluene	105		10.140					ND	
99 tert-Butylbenzene	119		10.305					ND	
100 Pentachloroethane	167		10.340					ND	
101 1,2,4-Trimethylbenzene	105		10.352					ND	
102 sec-Butylbenzene	105		10.518					ND	
103 1,3-Dichlorobenzene	146		10.649					ND	
104 4-Isopropyltoluene	119		10.661					ND	
105 1,4-Dichlorobenzene	146		10.732					ND	
106 1,2,3-Trimethylbenzene	105		10.779					ND	
107 Benzyl chloride	126		10.874					ND	
108 n-Butylbenzene	91		11.064					ND	
109 1,2-Dichlorobenzene	146		11.111					ND	
110 1,3-Diethylbenzene TIC	1		11.200					ND	
111 1,2-Dibromo-3-Chloropropan	157		11.894					ND	
112 1,3,5-Trichlorobenzene	180		12.096					ND	
113 1,2,4-Trichlorobenzene	180		12.712					ND	
114 Hexachlorobutadiene	225		12.878					ND	
115 Naphthalene	128		12.985					ND	
116 1,2,3-Trichlorobenzene	180		13.246					ND	
117 2-Methylnaphthalene	142		14.372					ND	
124 Propene oxide	1		0.000					ND	
122 Epichlorohydrin	1		0.000					ND	
125 Ethylene oxide	1		0.000					ND	
S 128 1,2-Dichloroethene, Total	96		1.140					ND	
S 129 1,3-Dichloropropene, Total	75		6.760					ND	
S 130 Xylenes, Total	106		16.530					ND	
S 131 Trihalomethanes, Total	1		0.000					ND	
S 158 Total BTEX	1		0.000					ND	

QC Flag Legend

Review Flags

U - Marked Undetected

Reagents:

vm50ss_stk_00082	Amount Added:	1.00	Units: uL	Run Reagent
VM50IS_00079	Amount Added:	1.00	Units: uL	Run Reagent
vm40ml_vials_00014	Amount Added:	0.00	Units:	Run Reagent
vmDist_H2o_00162	Amount Added:	0.00	Units:	Run Reagent

Report Date: 31-Dec-2019 10:46:19 Chrom Revision: 2.3 15-Dec-2019 06:20:02

Eurofins TestAmerica, Canton

Data File: \\chromna\Canton\ChromData\A3UX17\20191230-94649.b\UXR3196.D

Injection Date:	30-Dec-2019 12:35:30	Instrument ID:	A3UX17	Operator ID:	001644
Lims ID:	MB			Worklist Smp#:	7
Client ID:					
Purge Vol:	5.000 mL	Dil. Factor:	1.0000	ALS Bottle#:	9
Method:	8260_17	Limit Group:	MSV 8260B ICAL		

Column: DB-624 (0.18 mm)

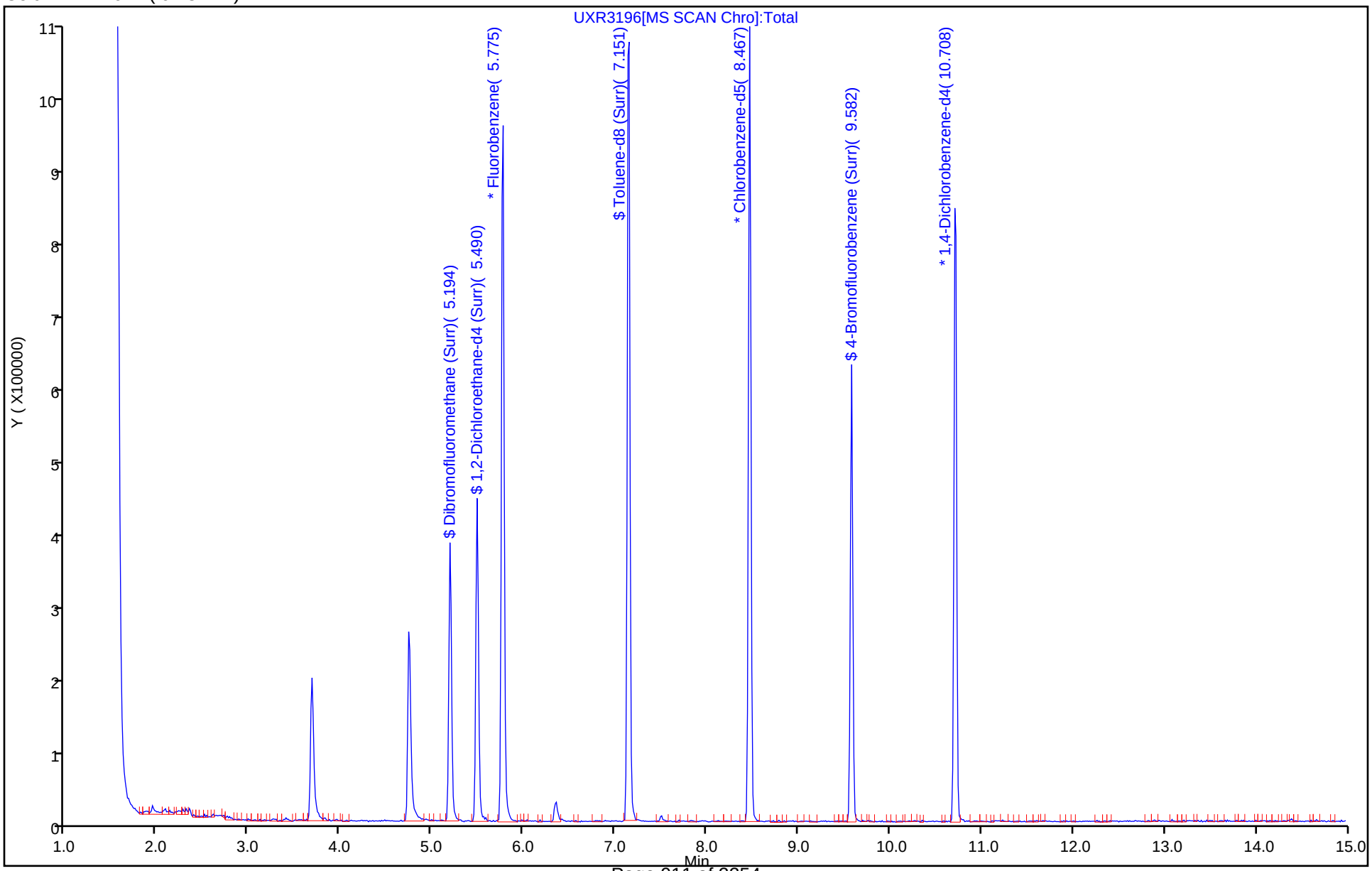

Eurofins TestAmerica, Canton
Recovery Report

Data File: \\chromna\Canton\ChromData\A3UX17\20191230-94649.b\UXR3196.D
Lims ID: MB
Client ID:
Sample Type: MB
Inject. Date: 30-Dec-2019 12:35:30 ALS Bottle#: 9 Worklist Smp#: 7
Purge Vol: 5.000 mL Dil. Factor: 1.0000
Sample Info: 240-0094649-007
Operator ID: 001644 Instrument ID: A3UX17

Method: \\chromna\Canton\ChromData\A3UX17\20191230-94649.b\8260_17.m
Limit Group: MSV 8260B ICAL
Last Update: 31-Dec-2019 10:45:43 Calib Date: 11-Jun-2019 23:10:30
Integrator: RTE ID Type: Deconvolution ID
Quant Method: Internal Standard Quant By: Initial Calibration
Last ICal File: \\chromna\Canton\ChromData\A3UX17\20190611-88015.b\UXR8424.D

Column 1 : DB-624 (0.18 mm) Det: MS SCAN
Process Host: CTX0317

First Level Reviewer: williamsla Date: 30-Dec-2019 13:34:21

Compound	Amount Added	Amount Recovered	% Rec.
$ 4 Dibromofluoromethane (Surr)	10.0	11.3	113.32
$ 5 1,2-Dichloroethane-d4 (Surr)	10.0	10.3	103.06
$ 6 Toluene-d8 (Surr)	10.0	9.61	96.12
$ 7 4-Bromofluorobenzene (Surr)	10.0	7.42	74.17

User Disabled Compound Report

Eurofins TestAmerica, Canton

Data File: \\chromna\Canton\ChromData\A3UX17\20191230-94649.b\UXR3196.D
Injection Date: 30-Dec-2019 12:35:30 Instrument ID: A3UX17
Lims ID: MB
Client ID:
Operator ID: 001644 ALS Bottle#: 9 Worklist Smp#: 7
Purge Vol: 5.000 mL Dil. Factor: 1.0000
Method: 8260_17 Limit Group: MSV 8260B ICAL
Column: DB-624 (0.18 mm) Detector MS SCAN

40 2-Butanone (MEK), CAS: 78-93-3

Processing Results

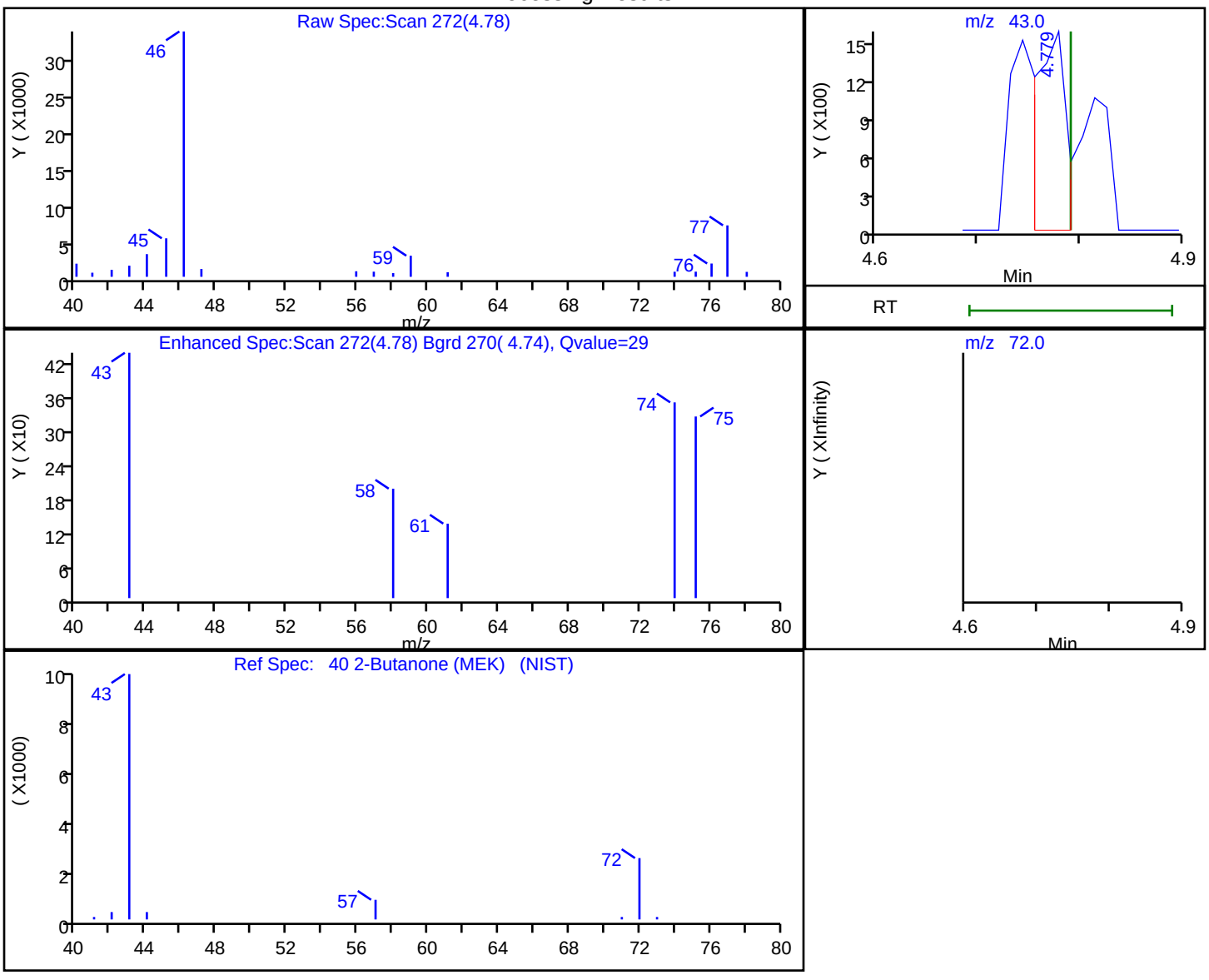

RT	Mass	Response	Amount
4.78	43.00	3197	0.381186
4.79	72.00	0	

Reviewer: williamsla, 30-Dec-2019 13:34:15
Audit Action: Marked Compound Undetected Audit Reason: Invalid Compound ID

FORM I
GC/MS VOA ORGANICS ANALYSIS DATA SHEET

Lab Name: Eurofins TestAmerica, Canton Job No.: 240-124062-1

SDG No.:

Client Sample ID: Lab Sample ID: MB 240-417817/7

Matrix: Water Lab File ID: UXR3224.D

Analysis Method: 8260B Date Collected:

Sample wt/vol: 5(mL) Date Analyzed: 12/31/2019 13:28

Soil Aliquot Vol: Dilution Factor: 1

Soil Extract Vol.: GC Column: DB-624 ID: 0.18(mm)

% Moisture: Level: (low/med) Low

Analysis Batch No.: 417817 Units: ug/L

CAS NO.	COMPOUND NAME	RESULT	Q	RL	MDL
630-20-6	1,1,1,2-Tetrachloroethane	0.14	U	1.0	0.14
563-58-6	1,1-Dichloropropene	0.14	U	1.0	0.14
75-34-3	1,1-Dichloroethane	0.17	U	1.0	0.17
87-61-6	1,2,3-Trichlorobenzene	0.54	U	1.0	0.54
96-18-4	1,2,3-Trichloropropane	0.24	U	1.0	0.24
107-06-2	1,2-Dichloroethane	0.21	U	1.0	0.21
75-35-4	1,1-Dichloroethene	0.19	U	1.0	0.19
526-73-8	1,2,3-Trimethylbenzene	0.14	U	5.0	0.14
78-87-5	1,2-Dichloropropane	0.15	U	1.0	0.15
95-63-6	1,2,4-Trimethylbenzene	0.070	U	1.0	0.070
591-78-6	2-Hexanone	0.54	U	10	0.54
79-34-5	1,1,2,2-Tetrachloroethane	0.13	U	1.0	0.13
67-64-1	Acetone	5.4	U	10	5.4
71-43-2	Benzene	0.13	U	1.0	0.13
75-25-2	Bromoform	0.76	U	1.0	0.76
74-83-9	Bromomethane	0.42	U	1.0	0.42
75-15-0	Carbon disulfide	0.28	U	1.0	0.28
56-23-5	Carbon tetrachloride	0.26	U	1.0	0.26
71-55-6	1,1,1-Trichloroethane	0.24	U	1.0	0.24
108-90-7	Chlorobenzene	0.14	U	1.0	0.14
142-28-9	1,3-Dichloropropane	0.21	U	1.0	0.21
75-00-3	Chloroethane	0.83	U	1.0	0.83
96-12-8	1,2-Dibromo-3-Chloropropane	0.91	U	2.0	0.91
67-66-3	Chloroform	0.13	U	1.0	0.13
74-87-3	Chloromethane	0.20	U	1.0	0.20
156-59-2	cis-1,2-Dichloroethene	0.16	U	1.0	0.16
10061-01-5	cis-1,3-Dichloropropene	0.61	U	1.0	0.61
75-27-4	Bromodichloromethane	0.17	U	1.0	0.17
76-13-1	1,1,2-Trichlorotrifluoroethane	0.41	U	1.0	0.41
75-71-8	Dichlorodifluoromethane	0.35	U	1.0	0.35
120-82-1	1,2,4-Trichlorobenzene	0.26	U	1.0	0.26
100-41-4	Ethylbenzene	0.11	U	1.0	0.11
106-93-4	1,2-Dibromoethane	0.12	U	1.0	0.12
594-20-7	2,2-Dichloropropane	0.31	U	1.0	0.31
95-50-1	1,2-Dichlorobenzene	0.15	U	1.0	0.15
541-73-1	1,3-Dichlorobenzene	0.15	U	1.0	0.15

FORM I
GC/MS VOA ORGANICS ANALYSIS DATA SHEET

Lab Name: Eurofins TestAmerica, Canton Job No.: 240-124062-1

SDG No.:

Client Sample ID: Lab Sample ID: MB 240-417817/7

Matrix: Water Lab File ID: UXR3224.D

Analysis Method: 8260B Date Collected:

Sample wt/vol: 5(mL) Date Analyzed: 12/31/2019 13:28

Soil Aliquot Vol: Dilution Factor: 1

Soil Extract Vol.: GC Column: DB-624 ID: 0.18(mm)

% Moisture: Level: (low/med) Low

Analysis Batch No.: 417817 Units: ug/L

CAS NO.	COMPOUND NAME	RESULT	Q	RL	MDL
106-46-7	1,4-Dichlorobenzene	0.16	U	1.0	0.16
110-75-8	2-Chloroethyl vinyl ether	0.26	U	10	0.26
98-82-8	Isopropylbenzene	0.090	U	1.0	0.090
95-49-8	2-Chlorotoluene	0.15	U	1.0	0.15
78-93-3	2-Butanone (MEK)	1.2	U	10	1.2
108-10-1	4-Methyl-2-pentanone (MIBK)	0.42	U	10	0.42
108-86-1	Bromobenzene	0.12	U	1.0	0.12
1634-04-4	Methyl tert-butyl ether	0.070	U	1.0	0.070
74-97-5	Bromochloromethane	0.14	U	1.0	0.14
75-09-2	Methylene Chloride	2.6	U	5.0	2.6
106-43-4	4-Chlorotoluene	0.090	U	1.0	0.090
99-87-6	4-Isopropyltoluene	0.13	U	1.0	0.13
100-42-5	Styrene	0.10	U	1.0	0.10
179601-23-1	m-Xylene & p-Xylene	0.080	U	2.0	0.080
95-47-6	o-Xylene	0.090	U	1.0	0.090
87-68-3	Hexachlorobutadiene	0.83	U	1.0	0.83
127-18-4	Tetrachloroethene	0.15	U	1.0	0.15
74-95-3	Dibromomethane	0.090	U	1.0	0.090
108-88-3	Toluene	0.14	U	1.0	0.14
108-20-3	Diisopropyl ether	0.17	U	10	0.17
91-20-3	Naphthalene	0.32	U	1.0	0.32
156-60-5	trans-1,2-Dichloroethene	0.19	U	1.0	0.19
104-51-8	n-Butylbenzene	0.14	U	1.0	0.14
10061-02-6	trans-1,3-Dichloropropene	0.67	U	1.0	0.67
103-65-1	N-Propylbenzene	0.15	U	1.0	0.15
79-01-6	Trichloroethene	0.10	U	1.0	0.10
135-98-8	sec-Butylbenzene	0.13	U	1.0	0.13
75-69-4	Trichlorofluoromethane	0.45	U	1.0	0.45
994-05-8	Tert-amyl methyl ether	0.11	U	5.0	0.11
637-92-3	Ethyl tert-butyl ether	0.15	U	5.0	0.15
98-06-6	tert-Butylbenzene	0.14	U	1.0	0.14
75-01-4	Vinyl chloride	0.20	U	1.0	0.20
108-05-4	Vinyl acetate	0.19	U	2.0	0.19
75-65-0	tert-Butyl alcohol	1.7	U	40	1.7
1330-20-7	Xylenes, Total	0.15	U	2.0	0.15
124-48-1	Chlorodibromomethane	0.39	U	1.0	0.39

FORM I
GC/MS VOA ORGANICS ANALYSIS DATA SHEET

Lab Name: Eurofins TestAmerica, Canton Job No.: 240-124062-1

SDG No.:

Client Sample ID: Lab Sample ID: MB 240-417817/7

Matrix: Water Lab File ID: UXR3224.D

Analysis Method: 8260B Date Collected:

Sample wt/vol: 5(mL) Date Analyzed: 12/31/2019 13:28

Soil Aliquot Vol: Dilution Factor: 1

Soil Extract Vol.: GC Column: DB-624 ID: 0.18(mm)

% Moisture: Level: (low/med) Low

Analysis Batch No.: 417817 Units: ug/L

CAS NO.	SURROGATE	%REC	Q	LIMITS
17060-07-0	1,2-Dichloroethane-d4 (Surr)	114		75-130
460-00-4	4-Bromofluorobenzene (Surr)	81		47-134
2037-26-5	Toluene-d8 (Surr)	101		69-122
1868-53-7	Dibromofluoromethane (Surr)	113		78-129

Eurofins TestAmerica, Canton
Target Compound Quantitation Report

Data File: \\chromna\Canton\ChromData\A3UX17\20191231-94687.b\UXR3224.D
Lims ID: MB
Client ID:
Sample Type: MB
Inject. Date: 31-Dec-2019 13:28:30 ALS Bottle#: 6 Worklist Smp#: 7
Purge Vol: 5.000 mL Dil. Factor: 1.0000
Sample Info: 240-0094687-007
Operator ID: 001644 Instrument ID: A3UX17

Method: \\chromna\Canton\ChromData\A3UX17\20191231-94687.b\8260_17.m
Limit Group: MSV 8260B ICAL
Last Update: 01-Jan-2020 09:16:14 Calib Date: 11-Jun-2019 23:10:30
Integrator: RTE ID Type: Deconvolution ID
Quant Method: Internal Standard Quant By: Initial Calibration
Last ICal File: \\chromna\Canton\ChromData\A3UX17\20190611-88015.b\UXR8424.D

Column 1 : DB-624 (0.18 mm) Det: MS SCAN
Process Host: CTX0305

First Level Reviewer: williamsla Date: 31-Dec-2019 14:29:18

Compound	Sig	RT (min.)	Exp RT (min.)	Dlt RT (min.)	Q	Response	Cal Amt ug/l	OnCol Amt ug/l	Flags
* 1 Fluorobenzene	96	5.775	5.775	0.000	99	915027	10.0	10.0	
* 2 Chlorobenzene-d5	117	8.467	8.467	0.000	88	636085	10.0	10.0	
* 3 1,4-Dichlorobenzene-d4	152	10.708	10.708	0.000	96	274573	10.0	10.0	
$ 4 Dibromofluoromethane (Surr	113	5.194	5.194	0.000	92	242609	10.0	11.3	
$ 5 1,2-Dichloroethane-d4 (Sur	65	5.491	5.491	-0.001	95	348424	10.0	11.4	
$ 6 Toluene-d8 (Surr)	98	7.139	7.139	0.000	94	836094	10.0	10.1	
$ 7 4-Bromofluorobenzene (Surr	95	9.582	9.582	0.000	86	245794	10.0	8.05	
9 Dichlorodifluoromethane	85		1.696					ND	
10 Chloromethane	50		1.886					ND	
11 Vinyl chloride	62		2.016					ND	
119 Butadiene	54		2.040					ND	
12 Bromomethane	94		2.348					ND	
13 Chloroethane	64		2.467					ND	
14 Dichlorofluoromethane	67		2.668					ND	
15 Trichlorofluoromethane	101		2.704					ND	
16 Ethyl ether	59		2.977					ND	
18 Acrolein	56		3.119					ND	
19 1,1-Dichloroethene	96		3.214					ND	
20 1,1,2-Trichloro-1,2,2-trif	151		3.226					ND	
17 Methylal	45		3.226					ND	
21 Acetone	43		3.273					ND	
22 Iodomethane	142		3.380					ND	
23 Carbon disulfide	76		3.427					ND	
24 Acetonitrile	41		3.534					ND	U
25 3-Chloro-1-propene	76		3.546					ND	
26 Methyl acetate	43		3.569					ND	
27 Methylene Chloride	84		3.664					ND	
28 2-Methyl-2-propanol	59		3.759					ND	
29 Acrylonitrile	53		3.890					ND	
31 trans-1,2-Dichloroethene	96		3.902					ND	
30 Methyl tert-butyl ether	73		3.902					ND	
32 Hexane	86		4.127					ND	

Compound	Sig	RT (min.)	Exp RT (min.)	Dlt RT (min.)	Q	Response	Cal Amt ug/l	OnCol Amt ug/l	Flags
33 1,1-Dichloroethane	63		4.281					ND	
35 Isopropyl ether	87		4.316					ND	
34 Vinyl acetate	43		4.317					ND	
36 2-Chloro-1,3-butadiene	53		4.352					ND	
37 Tert-butyl ethyl ether	59		4.637					ND	
38 2,2-Dichloropropane	97		4.779					ND	
39 cis-1,2-Dichloroethene	96		4.779					ND	
40 2-Butanone (MEK)	43		4.803					ND	U
41 Ethyl acetate	43		4.838					ND	
42 Propionitrile	54		4.862					ND	
43 Methacrylonitrile	41		4.981					ND	
44 Chlorobromomethane	128		4.993					ND	
45 Tetrahydrofuran	42		5.028					ND	
46 Chloroform	83		5.052					ND	
47 1,1,1-Trichloroethane	97		5.218					ND	
48 Cyclohexane	56		5.265					ND	
49 1,1-Dichloropropene	75		5.348					ND	
50 Carbon tetrachloride	117		5.360					ND	
51 Isobutyl alcohol	41		5.431					ND	
52 Benzene	78		5.538					ND	
53 1,2-Dichloroethane	62		5.550					ND	
54 Tert-amyl methyl ether	73		5.609					ND	
55 n-Heptane	100		5.728					ND	
56 n-Butanol	56		6.000					ND	
57 Trichloroethene	130		6.083					ND	
58 Ethyl acrylate	55		6.155					ND	
59 Methylcyclohexane	83		6.250					ND	
60 1,2-Dichloropropane	63		6.285					ND	
61 Methyl methacrylate	41		6.356					ND	
63 1,4-Dioxane	88		6.392					ND	
62 Dibromomethane	93		6.392					ND	
64 Dichlorobromomethane	83		6.510					ND	
65 2-Nitropropane	41		6.724					ND	
66 2-Chloroethyl vinyl ether	63		6.759					ND	
67 cis-1,3-Dichloropropene	75		6.902					ND	
68 4-Methyl-2-pentanone (MIBK	43		7.032					ND	
69 Toluene	91		7.198					ND	
70 trans-1,3-Dichloropropene	75		7.388					ND	
71 Ethyl methacrylate	69		7.447					ND	
72 1,1,2-Trichloroethane	97		7.566					ND	
73 Tetrachloroethene	164		7.696					ND	
75 1,3-Dichloropropane	76		7.720					ND	
76 2-Hexanone	43		7.779					ND	
77 n-Butyl acetate	56		7.874					ND	
78 Chlorodibromomethane	129		7.933					ND	
74 Tetrahydrothiophene	60		7.933					ND	
79 Ethylene Dibromide	107		8.052					ND	
80 1-Chlorohexane	91		8.443					ND	
81 Chlorobenzene	112		8.491					ND	
82 1,1,1,2-Tetrachloroethane	131		8.562					ND	
83 Ethylbenzene	106		8.586					ND	
84 m-Xylene & p-Xylene	106		8.692					ND	

Compound	Sig	RT (min.)	Exp RT (min.)	Dlt RT (min.)	Q	Response	Cal Amt ug/l	OnCol Amt ug/l	Flags
85 o-Xylene	106		9.072					ND	
86 Styrene	104		9.084					ND	
87 Bromoform	173		9.285					ND	
89 Isopropylbenzene	105		9.416					ND	
90 Cyclohexanone	55		9.534					ND	
88 1,4-Dichlorobutane	55		9.534					ND	
91 1,1,2,2-Tetrachloroethane	83		9.712					ND	
92 Bromobenzene	156		9.736					ND	
94 1,2,3-Trichloropropane	110		9.760					ND	
93 trans-1,4-Dichloro-2-buten	53		9.760					ND	
95 N-Propylbenzene	120		9.819					ND	
126 3-Ethyltoluene	105		9.850					ND	
96 2-Chlorotoluene	126		9.914					ND	
97 1,3,5-Trimethylbenzene	105		9.985					ND	
98 4-Chlorotoluene	126		10.021					ND	
120 2-Ethyltoluene	105		10.140					ND	
99 tert-Butylbenzene	119		10.305					ND	
100 Pentachloroethane	167		10.341					ND	
101 1,2,4-Trimethylbenzene	105		10.353					ND	
102 sec-Butylbenzene	105		10.519					ND	
103 1,3-Dichlorobenzene	146		10.649					ND	
104 4-Isopropyltoluene	119		10.661					ND	
105 1,4-Dichlorobenzene	146		10.732					ND	
106 1,2,3-Trimethylbenzene	105		10.779					ND	
107 Benzyl chloride	126		10.874					ND	
108 n-Butylbenzene	91		11.064					ND	
109 1,2-Dichlorobenzene	146		11.112					ND	
110 1,3-Diethylbenzene TIC	1		11.200					ND	
111 1,2-Dibromo-3-Chloropropan	157		11.894					ND	
112 1,3,5-Trichlorobenzene	180		12.096					ND	
113 1,2,4-Trichlorobenzene	180		12.712					ND	
114 Hexachlorobutadiene	225		12.878					ND	
115 Naphthalene	128		12.985					ND	
116 1,2,3-Trichlorobenzene	180		13.246					ND	
117 2-Methylnaphthalene	142		14.372					ND	
125 Ethylene oxide	1		0.000					ND	
122 Epichlorohydrin	1		0.000					ND	
124 Propene oxide	1		0.000					ND	
S 128 1,2-Dichloroethene, Total	96		1.140					ND	
S 129 1,3-Dichloropropene, Total	75		6.760					ND	
S 130 Xylenes, Total	106		16.530					ND	
S 158 Total BTEX	1		0.000					ND	
S 131 Trihalomethanes, Total	1		0.000					ND	

QC Flag Legend

Review Flags

U - Marked Undetected

Reagents:

vm50ss_stk_00082	Amount Added:	1.00	Units: uL	Run Reagent
VM50IS_00079	Amount Added:	1.00	Units: uL	Run Reagent
vm40ml_vials_00014	Amount Added:	0.00	Units:	Run Reagent
vmDist_H2o_00162	Amount Added:	0.00	Units:	Run Reagent

Report Date: 01-Jan-2020 09:16:24 Chrom Revision: 2.3 15-Dec-2019 06:20:02

Eurofins TestAmerica, Canton

Data File: \\chromna\Canton\ChromData\A3UX17\20191231-94687.b\UXR3224.D

Injection Date:	31-Dec-2019 13:28:30	Instrument ID:	A3UX17	Operator ID:	001644
Lims ID:	MB			Worklist Smp#:	7
Client ID:					
Purge Vol:	5.000 mL	Dil. Factor:	1.0000	ALS Bottle#:	6
Method:	8260_17	Limit Group:	MSV 8260B ICAL		

Column: DB-624 (0.18 mm)

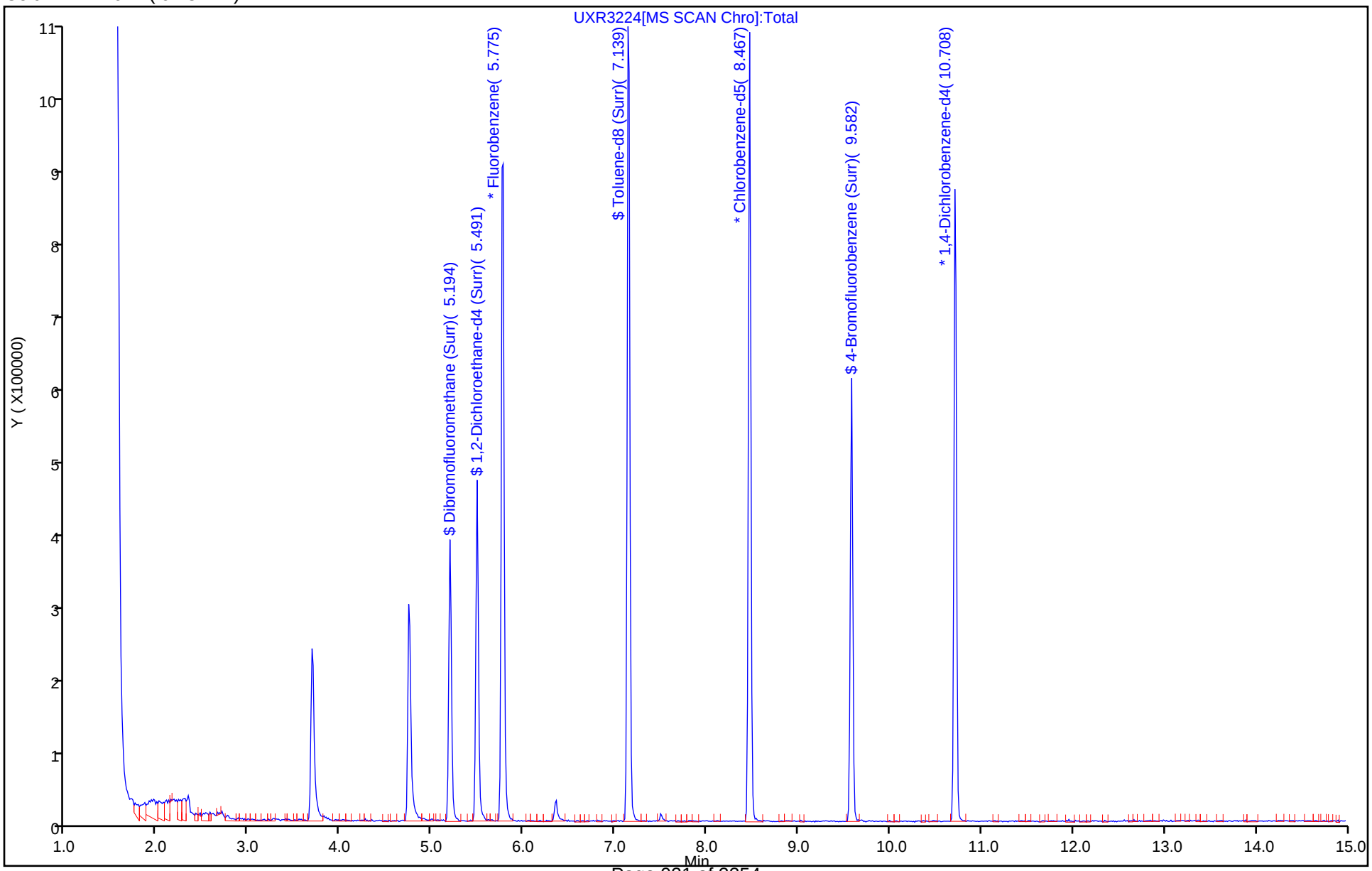

Eurofins TestAmerica, Canton
Recovery Report

Data File: \\chromna\Canton\ChromData\A3UX17\20191231-94687.b\UXR3224.D
Lims ID: MB
Client ID:
Sample Type: MB
Inject. Date: 31-Dec-2019 13:28:30 ALS Bottle#: 6 Worklist Smp#: 7
Purge Vol: 5.000 mL Dil. Factor: 1.0000
Sample Info: 240-0094687-007
Operator ID: 001644 Instrument ID: A3UX17

Method: \\chromna\Canton\ChromData\A3UX17\20191231-94687.b\8260_17.m
Limit Group: MSV 8260B ICAL
Last Update: 01-Jan-2020 09:16:14 Calib Date: 11-Jun-2019 23:10:30
Integrator: RTE ID Type: Deconvolution ID
Quant Method: Internal Standard Quant By: Initial Calibration
Last ICal File: \\chromna\Canton\ChromData\A3UX17\20190611-88015.b\UXR8424.D

Column 1 : DB-624 (0.18 mm) Det: MS SCAN
Process Host: CTX0305

First Level Reviewer: williamsla Date: 31-Dec-2019 14:29:18

Compound	Amount Added	Amount Recovered	% Rec.
$ 4 Dibromofluoromethane (Surr)	10.0	11.3	113.22
$ 5 1,2-Dichloroethane-d4 (Surr)	10.0	11.4	113.50
$ 6 Toluene-d8 (Surr)	10.0	10.1	101.43
$ 7 4-Bromofluorobenzene (Surr)	10.0	8.05	80.51

User Disabled Compound Report

Eurofins TestAmerica, Canton

Data File: \\chromna\Canton\ChromData\A3UX17\20191231-94687.b\UXR3224.D
Injection Date: 31-Dec-2019 13:28:30 Instrument ID: A3UX17
Lims ID: MB
Client ID:
Operator ID: 001644 ALS Bottle#: 6 Worklist Smp#: 7
Purge Vol: 5.000 mL Dil. Factor: 1.0000
Method: 8260_17 Limit Group: MSV 8260B ICAL
Column: DB-624 (0.18 mm) Detector MS SCAN

40 2-Butanone (MEK), CAS: 78-93-3

Processing Results

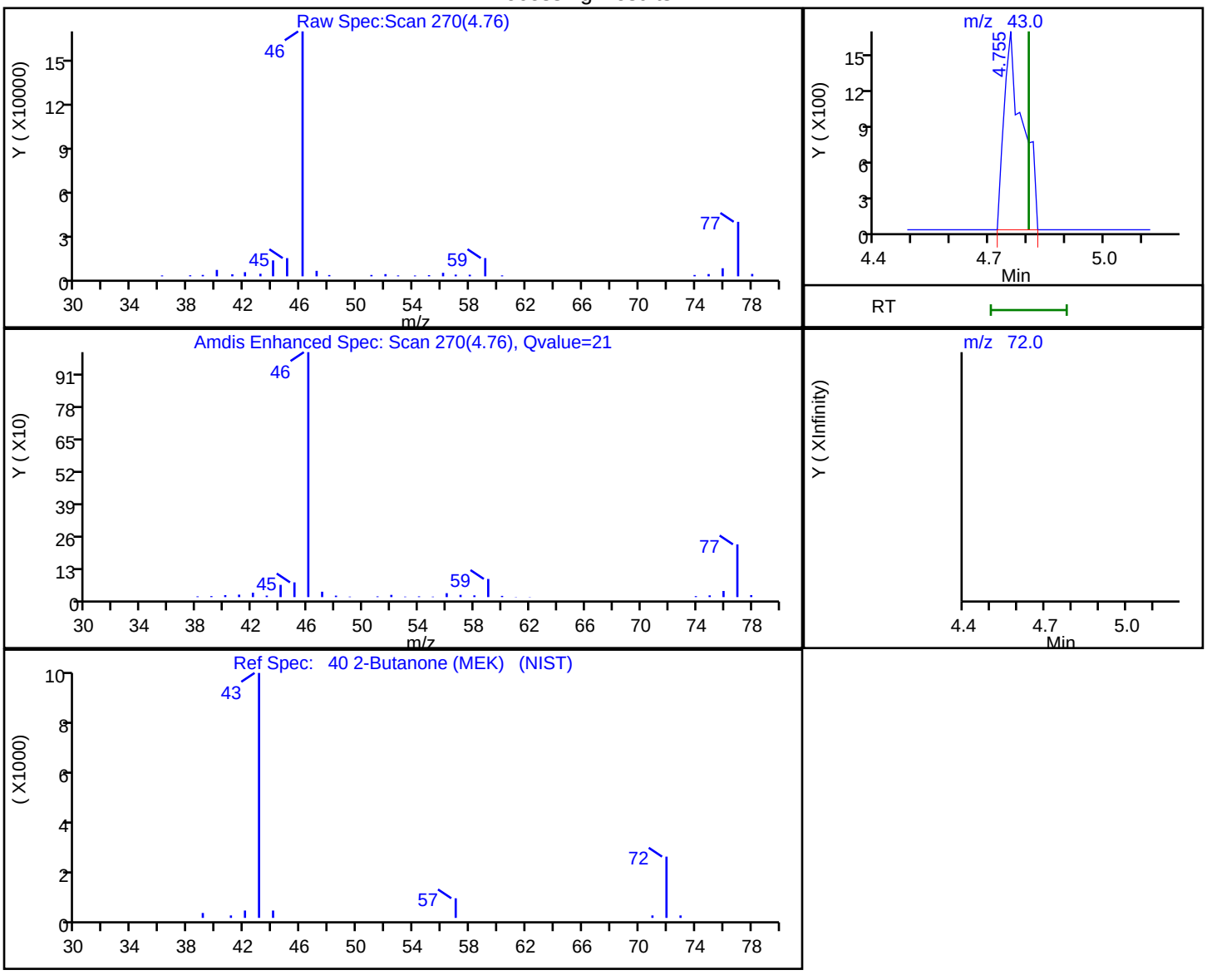

RT	Mass	Response	Amount
4.76	43.00	5670	0.713221
4.80	72.00	0	

Reviewer: williamsla, 31-Dec-2019 14:29:10
Audit Action: Marked Compound Undetected Audit Reason: Invalid Compound ID

FORM I
GC/MS VOA ORGANICS ANALYSIS DATA SHEET

Lab Name: Eurofins TestAmerica, Canton Job No.: 240-124062-1

SDG No.:

Client Sample ID: Lab Sample ID: LCS 240-417546/6

Matrix: Solid Lab File ID: UX88058.D

Analysis Method: 8260B Date Collected:

Sample wt/vol: 5(g) Date Analyzed: 12/28/2019 07:30

Soil Aliquot Vol: Dilution Factor: 1

Soil Extract Vol.: GC Column: DB-624 ID: 0.18(mm)

% Moisture: Level: (low/med) Low

Analysis Batch No.: 417546 Units: ug/Kg

CAS NO.	COMPOUND NAME	RESULT	Q	RL	MDL
630-20-6	1,1,1,2-Tetrachloroethane	25.4		5.0	3.0
563-58-6	1,1-Dichloropropene	23.0		5.0	0.99
75-34-3	1,1-Dichloroethane	23.5		5.0	0.69
87-61-6	1,2,3-Trichlorobenzene	25.4		5.0	0.57
96-18-4	1,2,3-Trichloropropane	24.9		5.0	1.6
107-06-2	1,2-Dichloroethane	22.3		5.0	0.77
75-35-4	1,1-Dichloroethene	25.5		5.0	0.90
78-87-5	1,2-Dichloropropane	24.6		5.0	0.85
95-63-6	1,2,4-Trimethylbenzene	25.0		5.0	1.0
591-78-6	2-Hexanone	51.4		20	4.1
79-34-5	1,1,2,2-Tetrachloroethane	24.3		5.0	1.4
67-64-1	Acetone	48.6		25	21
71-43-2	Benzene	23.5		5.0	0.70
75-25-2	Bromoform	23.8		5.0	2.4
74-83-9	Bromomethane	23.3		5.0	0.99
75-15-0	Carbon disulfide	24.9		5.0	1.2
56-23-5	Carbon tetrachloride	23.6		5.0	3.3
71-55-6	1,1,1-Trichloroethane	24.5		5.0	0.82
108-90-7	Chlorobenzene	23.9		5.0	0.92
142-28-9	1,3-Dichloropropane	23.7		5.0	0.99
75-00-3	Chloroethane	23.4		5.0	1.2
96-12-8	1,2-Dibromo-3-Chloropropane	23.5		10	3.6
67-66-3	Chloroform	23.3		5.0	0.79
74-87-3	Chloromethane	19.4		5.0	1.0
156-59-2	cis-1,2-Dichloroethene	24.3		5.0	0.65
10061-01-5	cis-1,3-Dichloropropene	24.7		5.0	1.4
75-27-4	Bromodichloromethane	24.1		5.0	0.68
76-13-1	1,1,2-Trichloro-1,2,2-trifluoroethane	24.5		5.0	1.3
75-71-8	Dichlorodifluoromethane	17.0		5.0	0.94
120-82-1	1,2,4-Trichlorobenzene	21.4		5.0	0.57
100-41-4	Ethylbenzene	26.1		5.0	1.0
106-93-4	1,2-Dibromoethane	25.2		5.0	0.77
594-20-7	2,2-Dichloropropane	23.1		5.0	1.2
95-50-1	1,2-Dichlorobenzene	23.0		5.0	1.1
541-73-1	1,3-Dichlorobenzene	23.0		5.0	0.82

FORM I
GC/MS VOA ORGANICS ANALYSIS DATA SHEET

Lab Name: Eurofins TestAmerica, Canton Job No.: 240-124062-1

SDG No.:

Client Sample ID: Lab Sample ID: LCS 240-417546/6

Matrix: Solid Lab File ID: UX88058.D

Analysis Method: 8260B Date Collected:

Sample wt/vol: 5(g) Date Analyzed: 12/28/2019 07:30

Soil Aliquot Vol: Dilution Factor: 1

Soil Extract Vol.: GC Column: DB-624 ID: 0.18(mm)

% Moisture: Level: (low/med) Low

Analysis Batch No.: 417546 Units: ug/Kg

CAS NO.	COMPOUND NAME	RESULT	Q	RL	MDL
106-46-7	1,4-Dichlorobenzene	23.3		5.0	0.88
110-75-8	2-Chloroethyl vinyl ether	17.8	J	50	8.9
98-82-8	Isopropylbenzene	25.7		5.0	0.83
95-49-8	2-Chlorotoluene	24.3		5.0	0.95
78-93-3	2-Butanone (MEK)	50.8		20	3.6
108-10-1	4-Methyl-2-pentanone (MIBK)	48.3		20	3.7
108-86-1	Bromobenzene	23.3		5.0	1.2
1634-04-4	Methyl tert-butyl ether	23.2		5.0	0.82
74-97-5	Bromochloromethane	23.8		5.0	0.59
75-09-2	Methylene Chloride	23.4	J	25	12
106-43-4	4-Chlorotoluene	24.7		5.0	0.86
99-87-6	p-Isopropyltoluene	25.2		5.0	2.9
100-42-5	Styrene	25.5		5.0	1.2
179601-23-1	m-Xylene & p-Xylene	24.7		10	0.78
95-47-6	o-Xylene	25.3		5.0	0.86
87-68-3	Hexachlorobutadiene	27.5		5.0	3.7
127-18-4	Tetrachloroethene	24.4		5.0	0.73
74-95-3	Dibromomethane	25.2		5.0	0.67
108-88-3	Toluene	25.1		5.0	0.77
91-20-3	Naphthalene	19.5		5.0	2.7
156-60-5	trans-1,2-Dichloroethene	25.1		5.0	0.47
104-51-8	n-Butylbenzene	23.8		5.0	3.5
10061-02-6	trans-1,3-Dichloropropene	22.6		5.0	1.0
103-65-1	N-Propylbenzene	25.2		5.0	0.73
79-01-6	Trichloroethene	24.2		5.0	0.63
135-98-8	sec-Butylbenzene	24.6		5.0	0.86
75-69-4	Trichlorofluoromethane	22.4		5.0	1.1
98-06-6	tert-Butylbenzene	24.7		5.0	0.91
75-01-4	Vinyl chloride	21.0		5.0	0.84
108-05-4	Vinyl acetate	20.5		10	2.1
75-65-0	tert-Butyl alcohol	235		200	17
1330-20-7	Xylenes, Total	50.0		10	1.6
124-48-1	Dibromochloromethane	26.4		5.0	2.8

FORM I
GC/MS VOA ORGANICS ANALYSIS DATA SHEET

Lab Name: Eurofins TestAmerica, Canton Job No.: 240-124062-1

SDG No.:

Client Sample ID: Lab Sample ID: LCS 240-417546/6

Matrix: Solid Lab File ID: UX88058.D

Analysis Method: 8260B Date Collected:

Sample wt/vol: 5(g) Date Analyzed: 12/28/2019 07:30

Soil Aliquot Vol: Dilution Factor: 1

Soil Extract Vol.: GC Column: DB-624 ID: 0.18(mm)

% Moisture: Level: (low/med) Low

Analysis Batch No.: 417546 Units: ug/Kg

CAS NO.	SURROGATE	%REC	Q	LIMITS
17060-07-0	1,2-Dichloroethane-d4 (Surr)	78		59-120
460-00-4	4-Bromofluorobenzene (Surr)	104		51-127
2037-26-5	Toluene-d8 (Surr)	91		64-124
1868-53-7	Dibromofluoromethane (Surr)	78		56-122

Eurofins TestAmerica, Canton
Target Compound Quantitation Report

Data File: \\chromna\Canton\ChromData\A3UX8\20191228-94619.b\UX88058.D
Lims ID: LCS
Client ID:
Sample Type: LCS
Inject. Date: 28-Dec-2019 07:30:30 ALS Bottle#: 4 Worklist Smp#: 6
Purge Vol: 5.000 mL Dil. Factor: 1.0000
Sample Info: 240-0094619-006
Operator ID: 402279 Instrument ID: A3UX8

Method: \\chromna\Canton\ChromData\A3UX8\20191228-94619.b\8260_8.m
Limit Group: MSV 8260B ICAL
Last Update: 30-Dec-2019 06:52:47 Calib Date: 04-Nov-2019 05:00:30
Integrator: RTE ID Type: Deconvolution ID
Quant Method: Internal Standard Quant By: Initial Calibration
Last ICal File: \\chromna\Canton\ChromData\A3UX8\20191104-92755.b\UX87328.D

Column 1 : DB-624 (0.18 mm) Det: MS SCAN
Process Host: CTX0320

First Level Reviewer: latat Date: 28-Dec-2019 08:26:37

Compound	Sig	RT (min.)	Exp RT (min.)	Dlt RT (min.)	Q	Response	Cal Amt ug/l	OnCol Amt ug/l	Flags
* 1 Fluorobenzene	96	5.086	5.077	0.009	100	758755	50.0	50.0	
* 2 Chlorobenzene-d5	117	7.595	7.597	-0.002	98	500966	50.0	50.0	
* 3 1,4-Dichlorobenzene-d4	152	9.784	9.786	-0.002	99	262802	50.0	50.0	
$ 4 Dibromofluoromethane (Surr	113	4.554	4.556	-0.002	93	142103	50.0	39.0	
$ 5 1,2-Dichloroethane-d4 (Sur	65	4.814	4.817	-0.003	96	147390	50.0	39.2	
$ 6 Toluene-d8 (Surr)	98	6.341	6.343	-0.002	94	683298	50.0	45.3	
$ 7 4-Bromofluorobenzene (Surr	95	8.672	8.674	-0.002	87	248035	50.0	52.1	
9 Dichlorodifluoromethane	85	1.548	1.551	-0.003	100	92705	25.0	17.0	
10 Chloromethane	50	1.726	1.728	-0.002	99	126938	25.0	19.4	
11 Vinyl chloride	62	1.844	1.835	0.009	99	99859	25.0	21.0	
12 Butadiene	54	1.868	1.870	-0.002	0	112730	25.0	20.0	
13 Bromomethane	94	2.140	2.142	-0.002	90	60824	25.0	23.3	
14 Chloroethane	64	2.235	2.225	0.010	99	63350	25.0	23.4	
15 Dichlorofluoromethane	67	2.400	2.403	-0.003	99	143315	25.0	24.2	
16 Trichlorofluoromethane	101	2.459	2.450	0.009	99	127378	25.0	22.4	
17 Ethyl ether	59	2.696	2.687	0.009	96	74403	25.0	21.6	
18 Acrolein	56	2.791	2.781	0.010	98	35974	125.0	69.9	
19 1,1-Dichloroethene	96	2.874	2.876	-0.002	98	103554	25.0	25.5	
20 1,1,2-Trichloro-1,2,2-trif	151	2.885	2.888	-0.003	95	83216	25.0	24.5	
21 Acetone	43	2.909	2.912	-0.003	99	47806	50.0	48.6	
23 Iodomethane	142	2.992	2.994	-0.002	97	161059	25.0	23.4	
24 Carbon disulfide	76	3.051	3.054	-0.003	100	302556	25.0	24.9	
26 3-Chloro-1-propene	76	3.158	3.160	-0.002	90	59763	25.0	25.2	
27 Methyl acetate	43	3.169	3.172	-0.003	100	115626	50.0	46.0	
28 Methylene Chloride	84	3.240	3.243	-0.003	98	104961	25.0	23.4	
29 2-Methyl-2-propanol	59	3.335	3.338	-0.003	91	54425	250.0	235.3	
30 Acrylonitrile	53	3.430	3.420	0.010	99	262464	250.0	229.8	
31 trans-1,2-Dichloroethene	96	3.465	3.456	0.009	97	116502	25.0	25.1	
32 Methyl tert-butyl ether	73	3.465	3.468	-0.003	97	200137	25.0	23.2	
33 Hexane	86	3.666	3.669	-0.003	96	34542	25.0	26.0	
34 1,1-Dichloroethane	63	3.773	3.775	-0.002	97	199289	25.0	23.5	
35 Vinyl acetate	43	3.796	3.799	-0.003	97	136861	25.0	20.5	

Compound	Sig	RT (min.)	Exp RT (min.)	Dlt RT (min.)	Q	Response	Cal Amt ug/l	OnCol Amt ug/l	Flags
39 cis-1,2-Dichloroethene	96	4.211	4.201	0.010	85	119674	25.0	24.3	
40 2-Butanone (MEK)	43	4.211	4.213	-0.002	54	74742	50.0	50.8	
41 2,2-Dichloropropane	77	4.211	4.213	-0.002	87	123811	25.0	23.1	
45 Chlorobromomethane	128	4.388	4.391	-0.003	92	45761	25.0	23.8	
46 Tetrahydrofuran	42	4.435	4.438	-0.003	49	42711	50.0	45.1	
47 Chloroform	83	4.435	4.438	-0.003	96	177247	25.0	23.3	
48 1,1,1-Trichloroethane	97	4.601	4.592	0.009	98	151617	25.0	24.5	
49 Cyclohexane	56	4.648	4.651	-0.003	95	246157	25.0	24.9	
50 1,1-Dichloropropene	75	4.719	4.722	-0.003	94	148464	25.0	23.0	
51 Carbon tetrachloride	117	4.731	4.734	-0.003	97	127292	25.0	23.6	
52 Isobutyl alcohol	41	4.755	4.757	-0.002	95	66917	625.0	619.6	
53 1,2-Dichloroethane	62	4.873	4.876	-0.003	54	117930	25.0	22.3	
54 Benzene	78	4.873	4.876	-0.003	98	447108	25.0	23.5	
56 n-Heptane	100	5.063	5.065	-0.002	99	35379	25.0	25.8	
58 Trichloroethene	130	5.370	5.373	-0.003	97	115405	25.0	24.2	
60 Methylcyclohexane	83	5.536	5.538	-0.002	95	219689	25.0	25.2	
61 1,2-Dichloropropane	63	5.536	5.538	-0.002	95	104555	25.0	24.6	
63 Dibromomethane	93	5.631	5.633	-0.002	95	43277	25.0	25.2	
64 1,4-Dioxane	88	5.642	5.645	-0.003	93	12653	500.0	482.2	
65 Dichlorobromomethane	83	5.749	5.751	-0.002	98	105727	25.0	24.1	
67 2-Chloroethyl vinyl ether	63	5.974	5.976	-0.002	90	18948	25.0	17.8	
68 cis-1,3-Dichloropropene	75	6.104	6.106	-0.002	91	119029	25.0	24.7	
69 4-Methyl-2-pentanone (MIBK	43	6.222	6.225	-0.003	98	140894	50.0	48.3	
70 Toluene	91	6.400	6.402	-0.002	97	452357	25.0	25.1	
71 trans-1,3-Dichloropropene	75	6.565	6.556	0.009	97	84739	25.0	22.6	
72 Ethyl methacrylate	69	6.625	6.627	-0.003	95	80802	25.0	26.4	
73 1,1,2-Trichloroethane	97	6.719	6.722	-0.003	93	65285	25.0	24.9	
75 Tetrachloroethene	164	6.873	6.876	-0.003	98	87180	25.0	24.4	
74 1,3-Dichloropropane	76	6.873	6.876	-0.003	97	110810	25.0	23.7	
76 2-Hexanone	43	6.932	6.923	0.009	99	94556	50.0	51.4	
78 Chlorodibromomethane	129	7.074	7.077	-0.003	91	61416	25.0	26.4	
80 Ethylene Dibromide	107	7.181	7.183	-0.002	98	58470	25.0	25.2	
82 Chlorobenzene	112	7.618	7.621	-0.003	93	268009	25.0	23.9	
83 1,1,1,2-Tetrachloroethane	131	7.689	7.692	-0.003	95	84614	25.0	25.4	
84 Ethylbenzene	106	7.713	7.716	-0.003	99	157524	25.0	26.1	
85 m-Xylene & p-Xylene	106	7.820	7.822	-0.002	99	188773	25.0	24.7	
86 o-Xylene	106	8.186	8.189	-0.003	90	184966	25.0	25.3	
87 Styrene	104	8.198	8.189	0.009	91	283370	25.0	25.5	
88 Bromoform	173	8.376	8.366	0.010	97	28986	25.0	23.8	
89 Isopropylbenzene	105	8.530	8.532	-0.002	96	506287	25.0	25.7	
92 1,1,2,2-Tetrachloroethane	83	8.778	8.781	-0.003	96	71660	25.0	24.3	
93 Bromobenzene	156	8.825	8.828	-0.003	97	104915	25.0	23.3	
95 trans-1,4-Dichloro-2-buten	53	8.837	8.840	-0.003	72	22562	25.0	23.7	
94 1,2,3-Trichloropropane	110	8.837	8.840	-0.003	87	23101	25.0	24.9	
96 N-Propylbenzene	120	8.920	8.911	0.009	99	142495	25.0	25.2	
97 2-Chlorotoluene	126	9.003	9.005	-0.002	96	114411	25.0	24.3	
98 1,3,5-Trimethylbenzene	105	9.086	9.076	0.010	94	421151	25.0	25.0	
99 4-Chlorotoluene	126	9.109	9.100	0.009	98	119751	25.0	24.7	
100 tert-Butylbenzene	119	9.405	9.396	0.009	92	379895	25.0	24.7	
102 1,2,4-Trimethylbenzene	105	9.441	9.443	-0.002	98	426976	25.0	25.0	
103 sec-Butylbenzene	105	9.606	9.609	-0.003	94	562693	25.0	24.6	
104 1,3-Dichlorobenzene	146	9.725	9.727	-0.002	98	223252	25.0	23.0	

Compound	Sig	RT (min.)	Exp RT (min.)	Dlt RT (min.)	Q	Response	Cal Amt ug/l	OnCol Amt ug/l	Flags
105 4-Isopropyltoluene	119	9.748	9.751	-0.003	97	472369	25.0	25.2	
106 1,4-Dichlorobenzene	146	9.808	9.810	-0.002	95	220839	25.0	23.3	
109 n-Butylbenzene	91	10.151	10.153	-0.002	97	410244	25.0	23.8	
110 1,2-Dichlorobenzene	146	10.174	10.177	-0.003	97	200724	25.0	23.0	
111 1,2-Dibromo-3-Chloropropan	157	10.932	10.934	-0.002	88	8976	25.0	23.5	
113 1,2,4-Trichlorobenzene	180	11.760	11.762	-0.002	95	112306	25.0	21.4	
114 Hexachlorobutadiene	225	11.937	11.940	-0.003	98	66536	25.0	27.5	
115 Naphthalene	128	12.008	12.011	-0.003	97	197444	25.0	19.5	
116 1,2,3-Trichlorobenzene	180	12.257	12.259	-0.002	96	102528	25.0	25.4	
S 128 Xylenes, Total	106				0		50.0	50.0	
S 129 Trihalomethanes, Total	1				0		100.0	97.6	
S 157 Total BTEX	1				0		125.0	124.7	

Reagents:

VMFASPW_00330	Amount Added:	2.50	Units: uL	
VMFASAW_00310	Amount Added:	2.50	Units: uL	
VMFASGW_00340	Amount Added:	2.50	Units: uL	
vm40ml_vials_00014	Amount Added:	0.00	Units:	Run Reagent
VMUX8SS_00032	Amount Added:	1.15	Units: uL	Run Reagent
vmDist_H2o_00161	Amount Added:	0.00	Units:	Run Reagent
VM568718_00017	Amount Added:	1.00	Units: uL	Run Reagent

Report Date: 30-Dec-2019 06:52:55 Chrom Revision: 2.3 15-Dec-2019 06:20:02

Eurofins TestAmerica, Canton

Data File: \\chromna\Canton\ChromData\A3UX8\20191228-94619.b\UX88058.D

Injection Date:	28-Dec-2019 07:30:30	Instrument ID:	A3UX8	Operator ID:	402279
Lims ID:	LCS			Worklist Smp#:	6
Client ID:					
Purge Vol:	5.000 mL	Dil. Factor:	1.0000	ALS Bottle#:	4
Method:	8260_8	Limit Group:	MSV 8260B ICAL		

Column: DB-624 (0.18 mm)

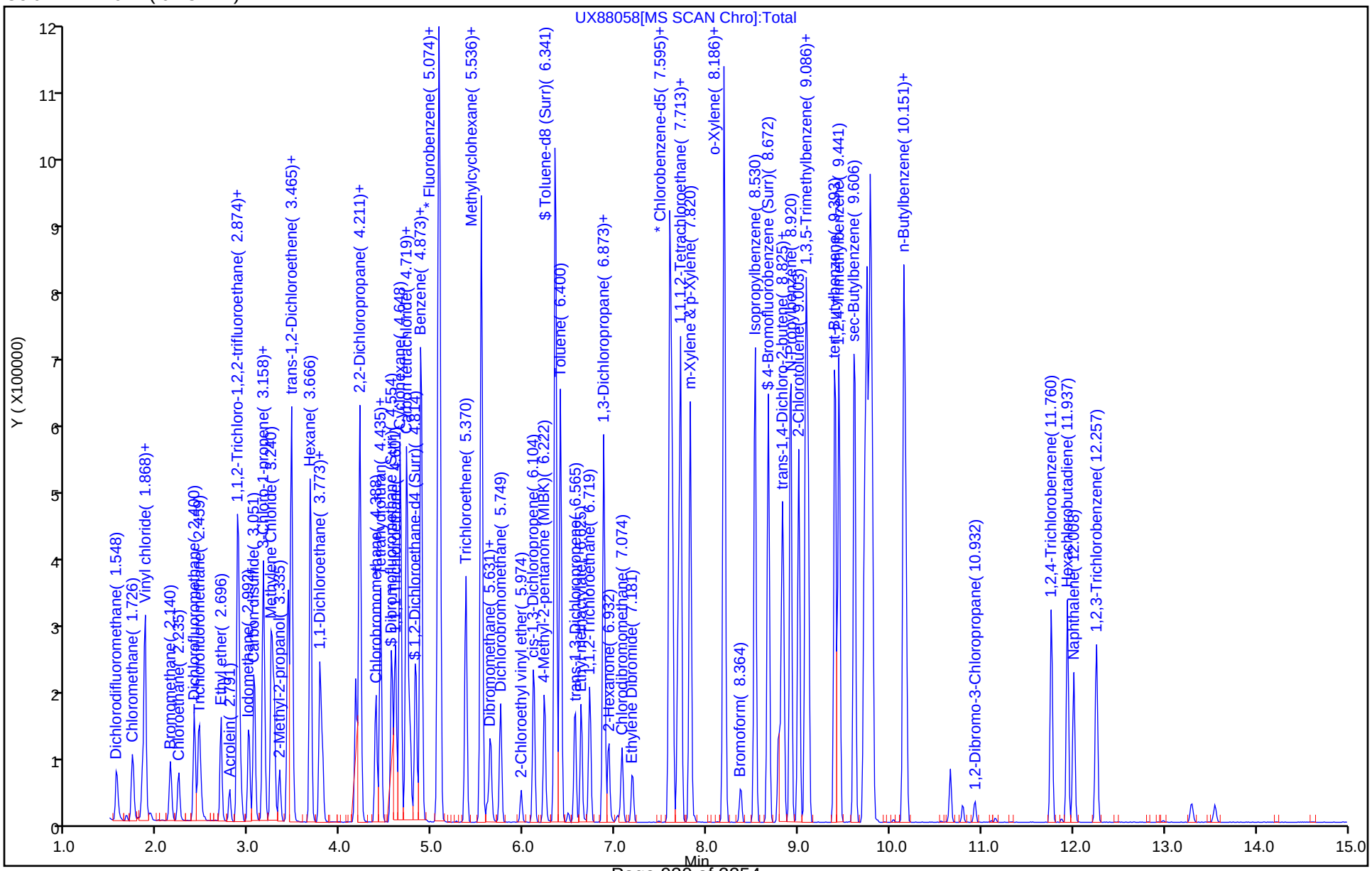

Eurofins TestAmerica, Canton
Recovery Report

Data File: \\chromna\Canton\ChromData\A3UX8\20191228-94619.b\UX88058.D
Lims ID: LCS
Client ID:
Sample Type: LCS
Inject. Date: 28-Dec-2019 07:30:30 ALS Bottle#: 4 Worklist Smp#: 6
Purge Vol: 5.000 mL Dil. Factor: 1.0000
Sample Info: 240-0094619-006
Operator ID: 402279 Instrument ID: A3UX8

Method: \\chromna\Canton\ChromData\A3UX8\20191228-94619.b\8260_8.m
Limit Group: MSV 8260B ICAL
Last Update: 30-Dec-2019 06:52:47 Calib Date: 04-Nov-2019 05:00:30
Integrator: RTE ID Type: Deconvolution ID
Quant Method: Internal Standard Quant By: Initial Calibration
Last ICal File: \\chromna\Canton\ChromData\A3UX8\20191104-92755.b\UX87328.D

Column 1 : DB-624 (0.18 mm) Det: MS SCAN
Process Host: CTX0320

First Level Reviewer: latat Date: 28-Dec-2019 08:26:37

Compound	Amount Added	Amount Recovered	% Rec.
$ 4 Dibromofluoromethane (Surr)	50.0	39.0	78.01
$ 5 1,2-Dichloroethane-d4 (Surr)	50.0	39.2	78.45
$ 6 Toluene-d8 (Surr)	50.0	45.3	90.52
$ 7 4-Bromofluorobenzene (Surr)	50.0	52.1	104.17

FORM I
GC/MS VOA ORGANICS ANALYSIS DATA SHEET

Lab Name: Eurofins TestAmerica, Canton Job No.: 240-124062-1

SDG No.:

Client Sample ID: Lab Sample ID: LCS 240-417563/6

Matrix: Solid Lab File ID: UX88091.D

Analysis Method: 8260B Date Collected:

Sample wt/vol: 5(g) Date Analyzed: 12/29/2019 04:14

Soil Aliquot Vol: Dilution Factor: 1

Soil Extract Vol.: GC Column: DB-624 ID: 0.18(mm)

% Moisture: Level: (low/med) Low

Analysis Batch No.: 417563 Units: ug/Kg

CAS NO.	COMPOUND NAME	RESULT	Q	RL	MDL
630-20-6	1,1,1,2-Tetrachloroethane	26.8		5.0	3.0
563-58-6	1,1-Dichloropropene	25.5		5.0	0.99
75-34-3	1,1-Dichloroethane	25.3		5.0	0.69
87-61-6	1,2,3-Trichlorobenzene	25.2		5.0	0.57
96-18-4	1,2,3-Trichloropropane	24.0		5.0	1.6
107-06-2	1,2-Dichloroethane	24.1		5.0	0.77
75-35-4	1,1-Dichloroethene	27.6		5.0	0.90
78-87-5	1,2-Dichloropropane	25.2		5.0	0.85
95-63-6	1,2,4-Trimethylbenzene	26.3		5.0	1.0
591-78-6	2-Hexanone	53.3		20	4.1
79-34-5	1,1,2,2-Tetrachloroethane	24.6		5.0	1.4
67-64-1	Acetone	51.8		25	21
71-43-2	Benzene	25.3		5.0	0.70
75-25-2	Bromoform	24.0		5.0	2.4
74-83-9	Bromomethane	25.9		5.0	0.99
75-15-0	Carbon disulfide	27.2		5.0	1.2
56-23-5	Carbon tetrachloride	25.8		5.0	3.3
71-55-6	1,1,1-Trichloroethane	26.6		5.0	0.82
108-90-7	Chlorobenzene	25.5		5.0	0.92
142-28-9	1,3-Dichloropropane	24.4		5.0	0.99
75-00-3	Chloroethane	25.8		5.0	1.2
96-12-8	1,2-Dibromo-3-Chloropropane	23.8		10	3.6
67-66-3	Chloroform	25.2		5.0	0.79
74-87-3	Chloromethane	22.0		5.0	1.0
156-59-2	cis-1,2-Dichloroethene	26.5		5.0	0.65
10061-01-5	cis-1,3-Dichloropropene	25.0		5.0	1.4
75-27-4	Bromodichloromethane	25.1		5.0	0.68
76-13-1	1,1,2-Trichloro-1,2,2-trifluoroethane	27.1		5.0	1.3
75-71-8	Dichlorodifluoromethane	18.8		5.0	0.94
120-82-1	1,2,4-Trichlorobenzene	22.1		5.0	0.57
100-41-4	Ethylbenzene	27.4		5.0	1.0
106-93-4	1,2-Dibromoethane	25.1		5.0	0.77
594-20-7	2,2-Dichloropropane	25.2		5.0	1.2
95-50-1	1,2-Dichlorobenzene	23.4		5.0	1.1
541-73-1	1,3-Dichlorobenzene	23.7		5.0	0.82

FORM I
GC/MS VOA ORGANICS ANALYSIS DATA SHEET

Lab Name: Eurofins TestAmerica, Canton Job No.: 240-124062-1

SDG No.:

Client Sample ID: Lab Sample ID: LCS 240-417563/6

Matrix: Solid Lab File ID: UX88091.D

Analysis Method: 8260B Date Collected:

Sample wt/vol: 5(g) Date Analyzed: 12/29/2019 04:14

Soil Aliquot Vol: Dilution Factor: 1

Soil Extract Vol.: GC Column: DB-624 ID: 0.18(mm)

% Moisture: Level: (low/med) Low

Analysis Batch No.: 417563 Units: ug/Kg

CAS NO.	COMPOUND NAME	RESULT	Q	RL	MDL
106-46-7	1,4-Dichlorobenzene	24.1		5.0	0.88
110-75-8	2-Chloroethyl vinyl ether	16.9	J	50	8.9
98-82-8	Isopropylbenzene	27.1		5.0	0.83
95-49-8	2-Chlorotoluene	24.7		5.0	0.95
78-93-3	2-Butanone (MEK)	51.2		20	3.6
108-10-1	4-Methyl-2-pentanone (MIBK)	47.9		20	3.7
108-86-1	Bromobenzene	24.0		5.0	1.2
1634-04-4	Methyl tert-butyl ether	24.8		5.0	0.82
74-97-5	Bromochloromethane	24.8		5.0	0.59
75-09-2	Methylene Chloride	25.6		25	12
106-43-4	4-Chlorotoluene	24.7		5.0	0.86
99-87-6	p-Isopropyltoluene	25.9		5.0	2.9
100-42-5	Styrene	27.0		5.0	1.2
179601-23-1	m-Xylene & p-Xylene	26.0		10	0.78
95-47-6	o-Xylene	27.3		5.0	0.86
87-68-3	Hexachlorobutadiene	29.5		5.0	3.7
127-18-4	Tetrachloroethene	26.7		5.0	0.73
74-95-3	Dibromomethane	26.5		5.0	0.67
108-88-3	Toluene	26.6		5.0	0.77
91-20-3	Naphthalene	18.3		5.0	2.7
156-60-5	trans-1,2-Dichloroethene	27.5		5.0	0.47
104-51-8	n-Butylbenzene	25.1		5.0	3.5
10061-02-6	trans-1,3-Dichloropropene	23.1		5.0	1.0
103-65-1	N-Propylbenzene	25.4		5.0	0.73
79-01-6	Trichloroethene	25.3		5.0	0.63
135-98-8	sec-Butylbenzene	25.8		5.0	0.86
75-69-4	Trichlorofluoromethane	25.5		5.0	1.1
98-06-6	tert-Butylbenzene	25.7		5.0	0.91
75-01-4	Vinyl chloride	23.1		5.0	0.84
108-05-4	Vinyl acetate	21.9		10	2.1
75-65-0	tert-Butyl alcohol	233		200	17
1330-20-7	Xylenes, Total	53.3		10	1.6
124-48-1	Dibromochloromethane	25.9		5.0	2.8

FORM I
GC/MS VOA ORGANICS ANALYSIS DATA SHEET

Lab Name: Eurofins TestAmerica, Canton Job No.: 240-124062-1

SDG No.:

Client Sample ID: Lab Sample ID: LCS 240-417563/6

Matrix: Solid Lab File ID: UX88091.D

Analysis Method: 8260B Date Collected:

Sample wt/vol: 5(g) Date Analyzed: 12/29/2019 04:14

Soil Aliquot Vol: Dilution Factor: 1

Soil Extract Vol.: GC Column: DB-624 ID: 0.18(mm)

% Moisture: Level: (low/med) Low

Analysis Batch No.: 417563 Units: ug/Kg

CAS NO.	SURROGATE	%REC	Q	LIMITS
17060-07-0	1,2-Dichloroethane-d4 (Surr)	84		59-120
460-00-4	4-Bromofluorobenzene (Surr)	100		51-127
2037-26-5	Toluene-d8 (Surr)	88		64-124
1868-53-7	Dibromofluoromethane (Surr)	81		56-122

Eurofins TestAmerica, Canton
Target Compound Quantitation Report

Data File: \\chromna\Canton\ChromData\A3UX8\20191229-94625.b\UX88091.D
Lims ID: LCS
Client ID:
Sample Type: LCS
Inject. Date: 29-Dec-2019 04:14:30 ALS Bottle#: 4 Worklist Smp#: 6
Purge Vol: 5.000 mL Dil. Factor: 1.0000
Sample Info: 240-0094625-006
Operator ID: 402279 Instrument ID: A3UX8

Method: \\chromna\Canton\ChromData\A3UX8\20191229-94625.b\8260_8.m
Limit Group: MSV 8260B ICAL
Last Update: 31-Dec-2019 10:49:30 Calib Date: 04-Nov-2019 05:00:30
Integrator: RTE ID Type: Deconvolution ID
Quant Method: Internal Standard Quant By: Initial Calibration
Last ICal File: \\chromna\Canton\ChromData\A3UX8\20191104-92755.b\UX87328.D

Column 1 : DB-624 (0.18 mm) Det: MS SCAN
Process Host: CTX0339

First Level Reviewer: latat Date: 29-Dec-2019 05:19:07

Compound	Sig	RT (min.)	Exp RT (min.)	Dlt RT (min.)	Q	Response	Cal Amt ug/l	OnCol Amt ug/l	Flags
* 1 Fluorobenzene	96	5.077	5.085	-0.008	100	801732	50.0	50.0	
* 2 Chlorobenzene-d5	117	7.598	7.594	0.004	98	516680	50.0	50.0	
* 3 1,4-Dichlorobenzene-d4	152	9.787	9.783	0.004	98	276485	50.0	50.0	
$ 4 Dibromofluoromethane (Surr	113	4.557	4.553	0.004	93	156327	50.0	40.6	
$ 5 1,2-Dichloroethane-d4 (Sur	65	4.817	4.825	-0.008	96	167023	50.0	42.1	
$ 6 Toluene-d8 (Surr)	98	6.343	6.351	-0.008	94	684775	50.0	44.0	
$ 7 4-Bromofluorobenzene (Surr	95	8.674	8.671	0.003	88	244964	50.0	49.8	
9 Dichlorodifluoromethane	85	1.551	1.559	-0.008	99	108309	25.0	18.8	
10 Chloromethane	50	1.729	1.725	0.004	100	151824	25.0	22.0	
11 Vinyl chloride	62	1.835	1.843	-0.008	98	115843	25.0	23.1	
12 Butadiene	54	1.871	1.867	0.003	0	133152	25.0	22.3	
13 Bromomethane	94	2.143	2.139	0.004	90	70830	25.0	25.9	
14 Chloroethane	64	2.226	2.234	-0.008	99	73873	25.0	25.8	
15 Dichlorofluoromethane	67	2.403	2.399	0.004	99	171001	25.0	27.4	
16 Trichlorofluoromethane	101	2.450	2.458	-0.008	99	152979	25.0	25.5	
17 Ethyl ether	59	2.699	2.695	0.004	96	81255	25.0	22.4	
18 Acrolein	56	2.793	2.790	0.003	99	43826	125.0	80.5	
19 1,1-Dichloroethene	96	2.876	2.873	0.004	98	118851	25.0	27.6	
20 1,1,2-Trichloro-1,2,2-trif	151	2.888	2.884	0.004	95	97570	25.0	27.1	
21 Acetone	43	2.912	2.920	-0.008	99	53506	50.0	51.8	
23 Iodomethane	142	2.995	3.003	-0.008	97	187878	25.0	25.9	
24 Carbon disulfide	76	3.054	3.062	-0.008	100	348950	25.0	27.2	
26 3-Chloro-1-propene	76	3.160	3.156	0.004	89	66442	25.0	26.5	
27 Methyl acetate	43	3.172	3.168	0.004	100	134233	50.0	50.5	
28 Methylene Chloride	84	3.243	3.251	-0.008	97	121137	25.0	25.6	
29 2-Methyl-2-propanol	59	3.338	3.334	0.004	92	56907	250.0	232.8	
30 Acrylonitrile	53	3.421	3.429	-0.008	98	300263	250.0	248.8	
31 trans-1,2-Dichloroethene	96	3.456	3.464	-0.008	97	134723	25.0	27.5	
32 Methyl tert-butyl ether	73	3.468	3.476	-0.008	98	225981	25.0	24.8	
33 Hexane	86	3.669	3.677	-0.008	96	41295	25.0	29.5	
34 1,1-Dichloroethane	63	3.776	3.772	0.004	97	227013	25.0	25.3	
35 Vinyl acetate	43	3.799	3.807	-0.008	97	154070	25.0	21.9	

Compound	Sig	RT (min.)	Exp RT (min.)	Dlt RT (min.)	Q	Response	Cal Amt ug/l	OnCol Amt ug/l	Flags
39 cis-1,2-Dichloroethene	96	4.202	4.210	-0.008	86	137979	25.0	26.5	
40 2-Butanone (MEK)	43	4.213	4.210	0.003	48	79428	50.0	51.2	a
41 2,2-Dichloropropane	77	4.213	4.221	-0.008	83	143009	25.0	25.2	
45 Chlorobromomethane	128	4.391	4.387	0.004	94	50294	25.0	24.8	
47 Chloroform	83	4.438	4.434	0.004	96	202339	25.0	25.2	
46 Tetrahydrofuran	42	4.438	4.434	0.004	49	49105	50.0	49.1	
48 1,1,1-Trichloroethane	97	4.592	4.600	-0.008	98	174197	25.0	26.6	
49 Cyclohexane	56	4.651	4.647	0.004	95	280646	25.0	26.9	
50 1,1-Dichloropropene	75	4.722	4.718	0.004	92	174208	25.0	25.5	
51 Carbon tetrachloride	117	4.734	4.730	0.004	97	146611	25.0	25.8	
52 Isobutyl alcohol	41	4.758	4.766	-0.008	94	67482	625.0	591.4	
53 1,2-Dichloroethane	62	4.876	4.872	0.004	54	134430	25.0	24.1	
54 Benzene	78	4.876	4.884	-0.008	98	509284	25.0	25.3	
56 n-Heptane	100	5.065	5.062	0.003	98	42228	25.0	29.1	
58 Trichloroethene	130	5.373	5.369	0.004	96	127463	25.0	25.3	
60 Methylcyclohexane	83	5.539	5.535	0.004	95	241233	25.0	26.2	
61 1,2-Dichloropropane	63	5.539	5.547	-0.008	95	113153	25.0	25.2	
63 Dibromomethane	93	5.633	5.630	0.003	96	48083	25.0	26.5	
64 1,4-Dioxane	88	5.645	5.641	0.004	95	12549	500.0	452.6	
65 Dichlorobromomethane	83	5.752	5.748	0.004	98	116138	25.0	25.1	
67 2-Chloroethyl vinyl ether	63	5.976	5.973	0.003	89	19011	25.0	16.9	
68 cis-1,3-Dichloropropene	75	6.107	6.115	-0.008	90	127333	25.0	25.0	
69 4-Methyl-2-pentanone (MIBK	43	6.225	6.221	0.004	99	147519	50.0	47.9	
70 Toluene	91	6.402	6.399	0.003	98	494122	25.0	26.6	
71 trans-1,3-Dichloropropene	75	6.556	6.564	-0.008	98	89567	25.0	23.1	
72 Ethyl methacrylate	69	6.627	6.624	0.003	95	85371	25.0	27.0	
73 1,1,2-Trichloroethane	97	6.722	6.718	0.004	93	66656	25.0	24.6	
74 1,3-Dichloropropane	76	6.876	6.872	0.004	93	117949	25.0	24.4	
75 Tetrachloroethene	164	6.876	6.884	-0.008	98	98253	25.0	26.7	
76 2-Hexanone	43	6.923	6.931	-0.008	98	101035	50.0	53.3	
78 Chlorodibromomethane	129	7.077	7.073	0.004	91	62219	25.0	25.9	
80 Ethylene Dibromide	107	7.183	7.191	-0.008	100	60031	25.0	25.1	
82 Chlorobenzene	112	7.621	7.617	0.004	97	294646	25.0	25.5	
83 1,1,1,2-Tetrachloroethane	131	7.692	7.688	0.004	94	92346	25.0	26.8	
84 Ethylbenzene	106	7.716	7.712	0.004	98	170879	25.0	27.4	
85 m-Xylene & p-Xylene	106	7.822	7.819	0.003	99	204674	25.0	26.0	
86 o-Xylene	106	8.189	8.185	0.004	88	205871	25.0	27.3	
87 Styrene	104	8.189	8.197	-0.008	85	309641	25.0	27.0	
88 Bromoform	173	8.367	8.375	-0.008	96	30142	25.0	24.0	
89 Isopropylbenzene	105	8.532	8.529	0.003	96	551196	25.0	27.1	
92 1,1,2,2-Tetrachloroethane	83	8.781	8.789	-0.008	96	76417	25.0	24.6	
93 Bromobenzene	156	8.828	8.824	0.004	97	113594	25.0	24.0	
95 trans-1,4-Dichloro-2-buten	53	8.840	8.836	0.004	67	22840	25.0	22.8	
94 1,2,3-Trichloropropane	110	8.840	8.836	0.004	87	23392	25.0	24.0	
96 N-Propylbenzene	120	8.911	8.919	-0.008	99	150987	25.0	25.4	
97 2-Chlorotoluene	126	9.006	9.002	0.004	96	122389	25.0	24.7	
98 1,3,5-Trimethylbenzene	105	9.077	9.085	-0.008	94	464238	25.0	26.2	
99 4-Chlorotoluene	126	9.100	9.108	-0.008	99	125986	25.0	24.7	
100 tert-Butylbenzene	119	9.396	9.404	-0.008	94	415417	25.0	25.7	
102 1,2,4-Trimethylbenzene	105	9.444	9.440	0.004	95	472440	25.0	26.3	
103 sec-Butylbenzene	105	9.609	9.617	-0.008	94	621838	25.0	25.8	
104 1,3-Dichlorobenzene	146	9.727	9.724	0.003	98	242004	25.0	23.7	

Compound	Sig	RT (min.)	Exp RT (min.)	Dlt RT (min.)	Q	Response	Cal Amt ug/l	OnCol Amt ug/l	Flags
105 4-Isopropyltoluene	119	9.751	9.747	0.004	97	511422	25.0	25.9	
106 1,4-Dichlorobenzene	146	9.810	9.807	0.003	95	240644	25.0	24.1	
109 n-Butylbenzene	91	10.153	10.150	0.003	98	454557	25.0	25.1	
110 1,2-Dichlorobenzene	146	10.177	10.173	0.004	97	214868	25.0	23.4	
111 1,2-Dibromo-3-Chloropropan	157	10.934	10.931	0.003	82	9572	25.0	23.8	
113 1,2,4-Trichlorobenzene	180	11.763	11.759	0.004	94	121980	25.0	22.1	
114 Hexachlorobutadiene	225	11.940	11.936	0.004	97	74683	25.0	29.5	
115 Naphthalene	128	12.011	12.007	0.004	97	194530	25.0	18.3	
116 1,2,3-Trichlorobenzene	180	12.260	12.256	0.004	97	107178	25.0	25.2	
S 128 Xylenes, Total	106				0		50.0	53.2	
S 157 Total BTEX	1				0		125.0	132.6	
S 129 Trihalomethanes, Total	1				0		100.0	100.1	

QC Flag Legend

Review Flags

a - User Assigned ID

Reagents:

VMFASPW_00330	Amount Added:	2.50	Units: uL	
VMFASAW_00310	Amount Added:	2.50	Units: uL	
VMFASGW_00340	Amount Added:	2.50	Units: uL	
vm40ml_vials_00014	Amount Added:	0.00	Units:	Run Reagent
VMUX8SS_00032	Amount Added:	1.15	Units: uL	Run Reagent
vmDist_H2o_00161	Amount Added:	0.00	Units:	Run Reagent
VM568718_00017	Amount Added:	1.00	Units: uL	Run Reagent

Report Date: 31-Dec-2019 10:49:33 Chrom Revision: 2.3 15-Dec-2019 06:20:02

Eurofins TestAmerica, Canton

Data File: \\chromna\Canton\ChromData\A3UX8\20191229-94625.b\UX88091.D

Injection Date:	29-Dec-2019 04:14:30	Instrument ID:	A3UX8	Operator ID:	402279
Lims ID:	LCS			Worklist Smp#:	6
Client ID:					
Purge Vol:	5.000 mL	Dil. Factor:	1.0000	ALS Bottle#:	4
Method:	8260_8	Limit Group:	MSV 8260B ICAL		

Column: DB-624 (0.18 mm)

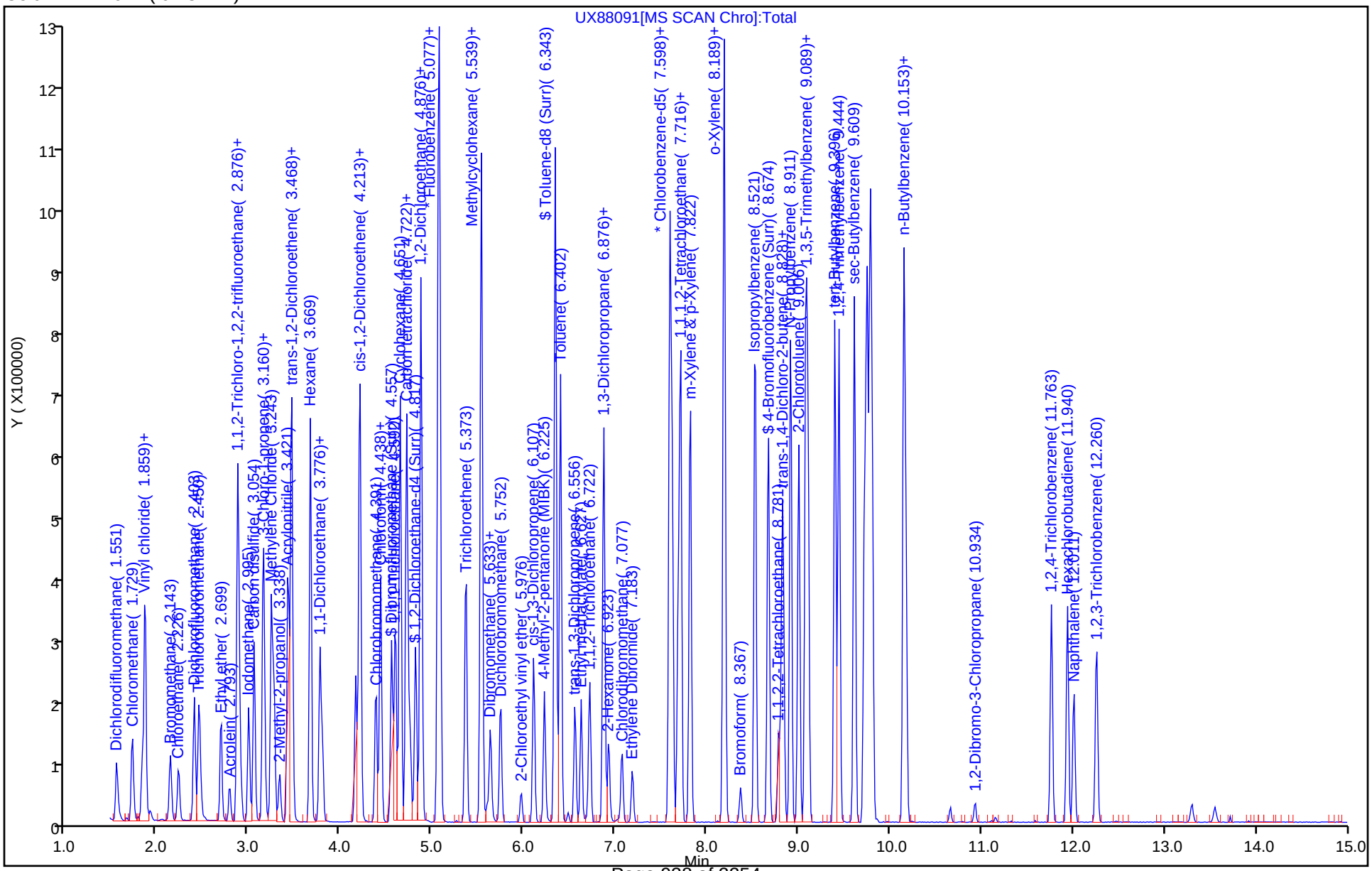

Eurofins TestAmerica, Canton
Recovery Report

Data File: \\chromna\Canton\ChromData\A3UX8\20191229-94625.b\UX88091.D
Lims ID: LCS
Client ID:
Sample Type: LCS
Inject. Date: 29-Dec-2019 04:14:30 ALS Bottle#: 4 Worklist Smp#: 6
Purge Vol: 5.000 mL Dil. Factor: 1.0000
Sample Info: 240-0094625-006
Operator ID: 402279 Instrument ID: A3UX8

Method: \\chromna\Canton\ChromData\A3UX8\20191229-94625.b\8260_8.m
Limit Group: MSV 8260B ICAL
Last Update: 31-Dec-2019 10:49:30 Calib Date: 04-Nov-2019 05:00:30
Integrator: RTE ID Type: Deconvolution ID
Quant Method: Internal Standard Quant By: Initial Calibration
Last ICal File: \\chromna\Canton\ChromData\A3UX8\20191104-92755.b\UX87328.D

Column 1 : DB-624 (0.18 mm) Det: MS SCAN
Process Host: CTX0339

First Level Reviewer: latat Date: 29-Dec-2019 05:19:07

Compound	Amount Added	Amount Recovered	% Rec.
$ 4 Dibromofluoromethane (Surr)	50.0	40.6	81.22
$ 5 1,2-Dichloroethane-d4 (Surr)	50.0	42.1	84.30
$ 6 Toluene-d8 (Surr)	50.0	44.0	87.96
$ 7 4-Bromofluorobenzene (Surr)	50.0	49.8	99.62

Manual Integration/User Assign Peak Report

Eurofins TestAmerica, Canton

Data File: \\chromna\Canton\ChromData\A3UX8\20191229-94625.b\UX88091.D
Injection Date: 29-Dec-2019 04:14:30 Instrument ID: A3UX8
Lims ID: LCS
Client ID:
Operator ID: 402279 ALS Bottle#: 4 Worklist Smp#: 6
Purge Vol: 5.000 mL Dil. Factor: 1.0000
Method: 8260_8 Limit Group: MSV 8260B ICAL
Column: DB-624 (0.18 mm) Detector MS SCAN

40 2-Butanone (MEK), CAS: 78-93-3

Signal: 1

Not Detected
Expected RT: 4.21

Processing Integration Results

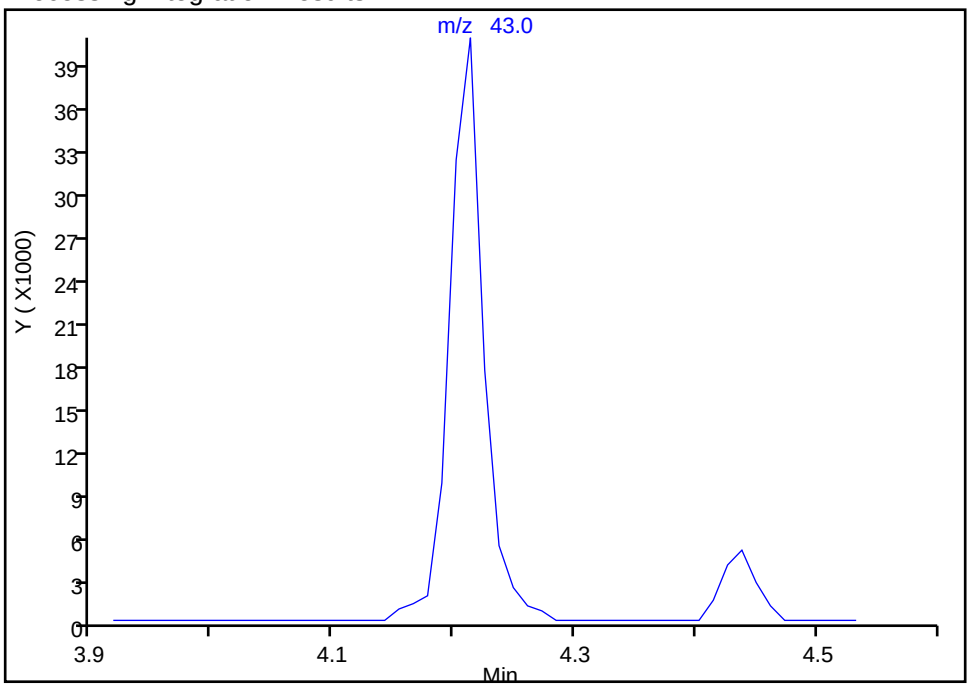

Manual Integration Results

RT: 4.21
Area: 79428
Amount: 51.158263
Amount Units: ug/l

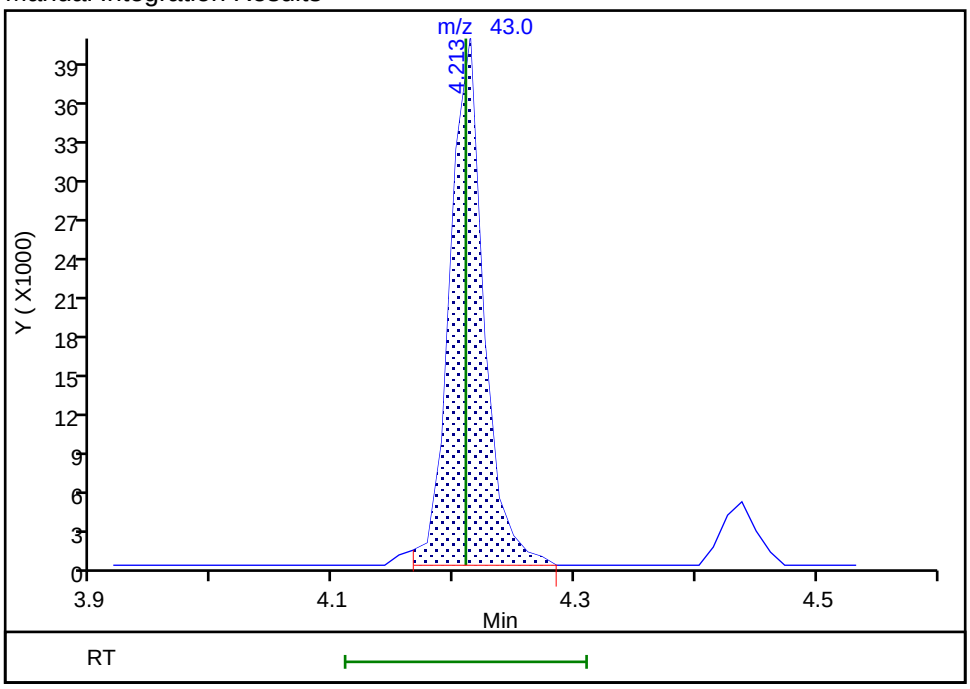

Reviewer: latat, 29-Dec-2019 05:12:07
Audit Action: Assigned Compound ID Audit Reason: Peak assignment corrected

FORM I
GC/MS VOA ORGANICS ANALYSIS DATA SHEET

Lab Name: Eurofins TestAmerica, Canton Job No.: 240-124062-1

SDG No.:

Client Sample ID: Lab Sample ID: LCS 240-417660/4

Matrix: Water Lab File ID: UXR3193.D

Analysis Method: 8260B Date Collected:

Sample wt/vol: 5(mL) Date Analyzed: 12/30/2019 11:23

Soil Aliquot Vol: Dilution Factor: 1

Soil Extract Vol.: GC Column: DB-624 ID: 0.18(mm)

% Moisture: Level: (low/med) Low

Analysis Batch No.: 417660 Units: ug/L

CAS NO.	COMPOUND NAME	RESULT	Q	RL	MDL
630-20-6	1,1,1,2-Tetrachloroethane	10.5		1.0	0.14
563-58-6	1,1-Dichloropropene	10.2		1.0	0.14
75-34-3	1,1-Dichloroethane	10.6		1.0	0.17
87-61-6	1,2,3-Trichlorobenzene	8.77		1.0	0.54
96-18-4	1,2,3-Trichloropropane	11.4		1.0	0.24
107-06-2	1,2-Dichloroethane	9.35		1.0	0.21
75-35-4	1,1-Dichloroethene	9.57		1.0	0.19
78-87-5	1,2-Dichloropropane	11.3		1.0	0.15
95-63-6	1,2,4-Trimethylbenzene	9.61		1.0	0.070
591-78-6	2-Hexanone	25.4		10	0.54
79-34-5	1,1,2,2-Tetrachloroethane	10.9		1.0	0.13
67-64-1	Acetone	21.7		10	5.4
71-43-2	Benzene	10.1		1.0	0.13
75-25-2	Bromoform	10.6		1.0	0.76
74-83-9	Bromomethane	7.86		1.0	0.42
75-15-0	Carbon disulfide	9.97		1.0	0.28
56-23-5	Carbon tetrachloride	10.4		1.0	0.26
71-55-6	1,1,1-Trichloroethane	9.47		1.0	0.24
108-90-7	Chlorobenzene	10.7		1.0	0.14
142-28-9	1,3-Dichloropropane	11.1		1.0	0.21
75-00-3	Chloroethane	8.34		1.0	0.83
96-12-8	1,2-Dibromo-3-Chloropropane	9.47		2.0	0.91
67-66-3	Chloroform	9.34		1.0	0.13
74-87-3	Chloromethane	9.88		1.0	0.20
156-59-2	cis-1,2-Dichloroethene	9.92		1.0	0.16
10061-01-5	cis-1,3-Dichloropropene	10.4		1.0	0.61
75-27-4	Bromodichloromethane	9.84		1.0	0.17
76-13-1	1,1,2-Trichlorotrifluoroethane	10.2		1.0	0.41
75-71-8	Dichlorodifluoromethane	8.72		1.0	0.35
120-82-1	1,2,4-Trichlorobenzene	7.73		1.0	0.26
100-41-4	Ethylbenzene	11.2		1.0	0.11
106-93-4	1,2-Dibromoethane	11.1		1.0	0.12
594-20-7	2,2-Dichloropropane	9.06		1.0	0.31
95-50-1	1,2-Dichlorobenzene	9.98		1.0	0.15
541-73-1	1,3-Dichlorobenzene	9.63		1.0	0.15
106-46-7	1,4-Dichlorobenzene	9.17		1.0	0.16

FORM I
GC/MS VOA ORGANICS ANALYSIS DATA SHEET

Lab Name: Eurofins TestAmerica, Canton Job No.: 240-124062-1

SDG No.:

Client Sample ID: Lab Sample ID: LCS 240-417660/4

Matrix: Water Lab File ID: UXR3193.D

Analysis Method: 8260B Date Collected:

Sample wt/vol: 5(mL) Date Analyzed: 12/30/2019 11:23

Soil Aliquot Vol: Dilution Factor: 1

Soil Extract Vol.: GC Column: DB-624 ID: 0.18(mm)

% Moisture: Level: (low/med) Low

Analysis Batch No.: 417660 Units: ug/L

CAS NO.	COMPOUND NAME	RESULT	Q	RL	MDL
110-75-8	2-Chloroethyl vinyl ether	9.59	J	10	0.26
98-82-8	Isopropylbenzene	10.7		1.0	0.090
95-49-8	2-Chlorotoluene	10.1		1.0	0.15
78-93-3	2-Butanone (MEK)	23.4		10	1.2
108-10-1	4-Methyl-2-pentanone (MIBK)	22.0		10	0.42
108-86-1	Bromobenzene	9.63		1.0	0.12
1634-04-4	Methyl tert-butyl ether	10.4		1.0	0.070
74-97-5	Bromochloromethane	10.5		1.0	0.14
75-09-2	Methylene Chloride	10.1		5.0	2.6
106-43-4	4-Chlorotoluene	10.6		1.0	0.090
99-87-6	4-Isopropyltoluene	10.1		1.0	0.13
100-42-5	Styrene	11.5		1.0	0.10
179601-23-1	m-Xylene & p-Xylene	11.1		2.0	0.080
95-47-6	o-Xylene	11.1		1.0	0.090
87-68-3	Hexachlorobutadiene	7.13		1.0	0.83
127-18-4	Tetrachloroethene	10.1		1.0	0.15
74-95-3	Dibromomethane	9.96		1.0	0.090
108-88-3	Toluene	11.0		1.0	0.14
91-20-3	Naphthalene	7.46		1.0	0.32
156-60-5	trans-1,2-Dichloroethene	10.6		1.0	0.19
104-51-8	n-Butylbenzene	9.12		1.0	0.14
10061-02-6	trans-1,3-Dichloropropene	10.7		1.0	0.67
103-65-1	N-Propylbenzene	10.6		1.0	0.15
79-01-6	Trichloroethene	9.79		1.0	0.10
135-98-8	sec-Butylbenzene	9.73		1.0	0.13
75-69-4	Trichlorofluoromethane	8.52		1.0	0.45
98-06-6	tert-Butylbenzene	9.89		1.0	0.14
75-01-4	Vinyl chloride	9.43		1.0	0.20
108-05-4	Vinyl acetate	8.84		2.0	0.19
75-65-0	tert-Butyl alcohol	109		40	1.7
1330-20-7	Xylenes, Total	22.2		2.0	0.15
124-48-1	Chlorodibromomethane	11.4		1.0	0.39

FORM I
GC/MS VOA ORGANICS ANALYSIS DATA SHEET

Lab Name: Eurofins TestAmerica, Canton Job No.: 240-124062-1

SDG No.:

Client Sample ID: Lab Sample ID: LCS 240-417660/4

Matrix: Water Lab File ID: UXR3193.D

Analysis Method: 8260B Date Collected:

Sample wt/vol: 5(mL) Date Analyzed: 12/30/2019 11:23

Soil Aliquot Vol: Dilution Factor: 1

Soil Extract Vol.: GC Column: DB-624 ID: 0.18(mm)

% Moisture: Level: (low/med) Low

Analysis Batch No.: 417660 Units: ug/L

CAS NO.	SURROGATE	%REC	Q	LIMITS
17060-07-0	1,2-Dichloroethane-d4 (Surr)	89		75-130
460-00-4	4-Bromofluorobenzene (Surr)	106		47-134
2037-26-5	Toluene-d8 (Surr)	110		69-122
1868-53-7	Dibromofluoromethane (Surr)	100		78-129

Eurofins TestAmerica, Canton
Target Compound Quantitation Report

Data File: \\chromna\Canton\ChromData\A3UX17\20191230-94649.b\UXR3193.D
Lims ID: LCS
Client ID:
Sample Type: LCS
Inject. Date: 30-Dec-2019 11:23:30 ALS Bottle#: 6 Worklist Smp#: 4
Purge Vol: 5.000 mL Dil. Factor: 1.0000
Sample Info: 240-0094649-004
Operator ID: 001644 Instrument ID: A3UX17

Method: \\chromna\Canton\ChromData\A3UX17\20191230-94649.b\8260_17.m
Limit Group: MSV 8260B ICAL
Last Update: 31-Dec-2019 10:45:43 Calib Date: 11-Jun-2019 23:10:30
Integrator: RTE ID Type: Deconvolution ID
Quant Method: Internal Standard Quant By: Initial Calibration
Last ICal File: \\chromna\Canton\ChromData\A3UX17\20190611-88015.b\UXR8424.D

Column 1 : DB-624 (0.18 mm) Det: MS SCAN
Process Host: CTX0317

	Compound	Sig	RT (min.)	Exp RT (min.)	Dlt RT (min.)	Q	Response	Cal Amt ug/l	OnCol Amt ug/l	Flags
*	1 Fluorobenzene	96	5.775	5.775	0.000	99	1178586	10.0	10.0	
*	2 Chlorobenzene-d5	117	8.467	8.467	0.000	87	778386	10.0	10.0	
*	3 1,4-Dichlorobenzene-d4	152	10.708	10.708	0.000	95	456945	10.0	10.0	
$	4 Dibromofluoromethane (Surr	113	5.194	5.194	0.000	92	274964	10.0	9.96	
$	5 1,2-Dichloroethane-d4 (Sur	65	5.491	5.490	0.001	97	351208	10.0	8.88	
$	6 Toluene-d8 (Surr)	98	7.139	7.139	0.000	94	1114525	10.0	11.0	
$	7 4-Bromofluorobenzene (Surr	95	9.582	9.582	0.000	88	394715	10.0	10.6	
	9 Dichlorodifluoromethane	85	1.696	1.696	0.000	99	359117	10.0	8.72	
	10 Chloromethane	50	1.886	1.885	0.001	99	469466	10.0	9.88	
	11 Vinyl chloride	62	2.016	2.016	0.000	98	380080	10.0	9.43	
	119 Butadiene	54	2.040	2.040	0.000	88	418001	10.0	9.34	
	12 Bromomethane	94	2.360	2.348	0.012	90	179106	10.0	7.86	
	13 Chloroethane	64	2.467	2.467	0.000	100	193219	10.0	8.34	
	14 Dichlorofluoromethane	67	2.668	2.668	0.000	97	554813	10.0	10.0	
	15 Trichlorofluoromethane	101	2.716	2.716	0.000	97	471742	10.0	8.52	
	16 Ethyl ether	59	2.977	2.976	0.001	93	314608	10.0	11.6	
	18 Acrolein	56	3.119	3.119	0.000	100	180495	50.0	42.0	
	19 1,1-Dichloroethene	96	3.214	3.202	0.012	94	277042	10.0	9.57	
	20 1,1,2-Trichloro-1,2,2-trif	151	3.226	3.225	0.001	92	219859	10.0	10.2	
	21 Acetone	43	3.261	3.261	0.000	98	148026	20.0	21.7	
	22 Iodomethane	142	3.380	3.356	0.024	98	378855	10.0	9.25	
	23 Carbon disulfide	76	3.427	3.427	0.000	100	804529	10.0	9.97	
	25 3-Chloro-1-propene	76	3.546	3.546	0.000	91	167560	10.0	10.5	
	26 Methyl acetate	43	3.570	3.569	0.001	98	423268	20.0	21.8	
	27 Methylene Chloride	84	3.664	3.652	0.012	98	310132	10.0	10.1	
	28 2-Methyl-2-propanol	59	3.759	3.759	0.000	86	126831	100.0	108.6	
	29 Acrylonitrile	53	3.890	3.890	0.000	100	1226510	100.0	121.5	
	30 Methyl tert-butyl ether	73	3.902	3.901	0.001	96	650620	10.0	10.4	
	31 trans-1,2-Dichloroethene	96	3.902	3.901	0.001	94	322210	10.0	10.6	
	32 Hexane	86	4.127	4.127	0.000	91	81793	10.0	10.5	
	33 1,1-Dichloroethane	63	4.281	4.281	0.000	96	601202	10.0	10.6	
	34 Vinyl acetate	43	4.317	4.316	0.001	97	381049	10.0	8.84	
	38 2,2-Dichloropropane	97	4.779	4.779	0.000	54	53365	10.0	9.06	

Compound	Sig	RT (min.)	Exp RT (min.)	Dlt RT (min.)	Q	Response	Cal Amt ug/l	OnCol Amt ug/l	Flags
39 cis-1,2-Dichloroethene	96	4.791	4.791	0.000	84	330280	10.0	9.92	
40 2-Butanone (MEK)	43	4.803	4.791	0.012	100	239646	20.0	23.4	
44 Chlorobromomethane	128	4.993	4.992	0.001	96	150282	10.0	10.5	
45 Tetrahydrofuran	42	5.040	5.040	0.000	94	137191	20.0	22.8	
46 Chloroform	83	5.052	5.052	0.000	93	521759	10.0	9.34	
47 1,1,1-Trichloroethane	97	5.218	5.218	0.000	96	387035	10.0	9.47	
48 Cyclohexane	56	5.265	5.265	0.000	92	585672	10.0	10.4	
49 1,1-Dichloropropene	75	5.360	5.348	0.012	95	416094	10.0	10.2	
50 Carbon tetrachloride	117	5.360	5.360	0.000	87	375050	10.0	10.4	
51 Isobutyl alcohol	41	5.431	5.431	0.000	89	169578	250.0	289.6	
52 Benzene	78	5.538	5.538	0.000	97	1296735	10.0	10.1	
53 1,2-Dichloroethane	62	5.550	5.550	0.000	96	447942	10.0	9.35	
55 n-Heptane	100	5.728	5.728	0.000	90	65095	10.0	8.94	
57 Trichloroethene	130	6.084	6.083	0.001	97	307959	10.0	9.79	
59 Methylcyclohexane	83	6.250	6.249	0.001	92	457459	10.0	9.96	
60 1,2-Dichloropropane	63	6.285	6.285	0.000	96	358525	10.0	11.3	
62 Dibromomethane	93	6.392	6.392	0.000	97	166942	10.0	9.96	
63 1,4-Dioxane	88	6.392	6.392	0.000	38	35330	200.0	128.4	
64 Dichlorobromomethane	83	6.510	6.510	0.000	98	360021	10.0	9.84	
66 2-Chloroethyl vinyl ether	63	6.759	6.759	0.000	91	136782	10.0	9.59	
67 cis-1,3-Dichloropropene	75	6.902	6.902	0.000	94	389130	10.0	10.4	
68 4-Methyl-2-pentanone (MIBK	43	7.032	7.032	0.000	96	417688	20.0	22.0	
69 Toluene	91	7.198	7.198	0.000	98	1357304	10.0	11.0	
70 trans-1,3-Dichloropropene	75	7.388	7.388	0.000	92	324933	10.0	10.7	
71 Ethyl methacrylate	69	7.447	7.447	0.000	90	277936	10.0	12.0	
72 1,1,2-Trichloroethane	97	7.566	7.566	0.000	92	264740	10.0	11.6	
73 Tetrachloroethene	164	7.696	7.696	0.000	96	247831	10.0	10.1	
75 1,3-Dichloropropane	76	7.720	7.720	0.000	91	458875	10.0	11.1	
76 2-Hexanone	43	7.779	7.779	0.000	97	286848	20.0	25.4	
78 Chlorodibromomethane	129	7.933	7.933	0.000	90	243929	10.0	11.4	
79 Ethylene Dibromide	107	8.052	8.052	0.000	99	230651	10.0	11.1	
81 Chlorobenzene	112	8.491	8.491	0.000	94	847981	10.0	10.7	
82 1,1,1,2-Tetrachloroethane	131	8.562	8.562	0.000	92	264868	10.0	10.5	
83 Ethylbenzene	106	8.586	8.586	0.000	99	446862	10.0	11.2	
84 m-Xylene & p-Xylene	106	8.692	8.692	0.000	100	551718	10.0	11.1	
85 o-Xylene	106	9.072	9.072	0.000	95	504156	10.0	11.1	
86 Styrene	104	9.084	9.084	0.000	93	908308	10.0	11.5	
87 Bromoform	173	9.285	9.285	0.000	96	125050	10.0	10.6	
89 Isopropylbenzene	105	9.416	9.416	0.000	96	1295843	10.0	10.7	
91 1,1,2,2-Tetrachloroethane	83	9.712	9.712	0.000	95	290093	10.0	10.9	
92 Bromobenzene	156	9.736	9.736	0.000	97	325794	10.0	9.63	
94 1,2,3-Trichloropropane	110	9.760	9.760	0.000	84	103467	10.0	11.4	
93 trans-1,4-Dichloro-2-buten	53	9.772	9.771	0.001	84	90747	10.0	11.0	
95 N-Propylbenzene	120	9.819	9.819	0.000	99	374145	10.0	10.6	
96 2-Chlorotoluene	126	9.914	9.914	0.000	96	315986	10.0	10.1	
97 1,3,5-Trimethylbenzene	105	9.985	9.985	0.000	93	1158230	10.0	9.45	
98 4-Chlorotoluene	126	10.021	10.020	0.001	97	356602	10.0	10.6	
99 tert-Butylbenzene	119	10.305	10.305	0.000	94	907093	10.0	9.89	
101 1,2,4-Trimethylbenzene	105	10.353	10.352	0.001	94	1229405	10.0	9.61	
102 sec-Butylbenzene	105	10.519	10.518	0.001	95	1289940	10.0	9.73	
103 1,3-Dichlorobenzene	146	10.649	10.649	0.000	98	656825	10.0	9.63	
104 4-Isopropyltoluene	119	10.661	10.661	0.000	97	1123857	10.0	10.1	

Compound	Sig	RT (min.)	Exp RT (min.)	Dlt RT (min.)	Q	Response	Cal Amt ug/l	OnCol Amt ug/l	Flags
105 1,4-Dichlorobenzene	146	10.732	10.732	0.000	93	666107	10.0	9.17	
108 n-Butylbenzene	91	11.064	11.064	0.000	98	863775	10.0	9.12	
109 1,2-Dichlorobenzene	146	11.112	11.111	0.001	97	648958	10.0	9.98	
111 1,2-Dibromo-3-Chloropropan	157	11.894	11.894	0.000	79	33873	10.0	9.47	
113 1,2,4-Trichlorobenzene	180	12.712	12.712	0.000	94	259339	10.0	7.73	
114 Hexachlorobutadiene	225	12.878	12.878	0.000	96	143480	10.0	7.13	
115 Naphthalene	128	12.985	12.985	0.000	100	536955	10.0	7.46	
116 1,2,3-Trichlorobenzene	180	13.246	13.246	0.000	97	288507	10.0	8.77	
S 130 Xylenes, Total	106				0		20.0	22.2	
S 131 Trihalomethanes, Total	1				0		40.0	41.2	
S 158 Total BTEX	1		0.000				50.0	ND	

Reagents:

VMFASPW_00330	Amount Added:	8.00	Units: uL	
VMFASGW_00341	Amount Added:	8.00	Units: uL	
VMFASAW_00310	Amount Added:	8.00	Units: uL	
vm50ss_stk_00082	Amount Added:	1.00	Units: uL	Run Reagent
VM50IS_00079	Amount Added:	1.00	Units: uL	Run Reagent
vm40ml_vials_00014	Amount Added:	0.00	Units:	Run Reagent
vmDist_H2o_00162	Amount Added:	0.00	Units:	Run Reagent

Report Date: 31-Dec-2019 10:45:55 Chrom Revision: 2.3 15-Dec-2019 06:20:02

Eurofins TestAmerica, Canton

Data File: \\chromna\Canton\ChromData\A3UX17\20191230-94649.b\UXR3193.D

Injection Date:	30-Dec-2019 11:23:30	Instrument ID:	A3UX17	Operator ID:	001644
Lims ID:	LCS			Worklist Smp#:	4
Client ID:					
Purge Vol:	5.000 mL	Dil. Factor:	1.0000	ALS Bottle#:	6
Method:	8260_17	Limit Group:	MSV 8260B ICAL		

Column: DB-624 (0.18 mm)

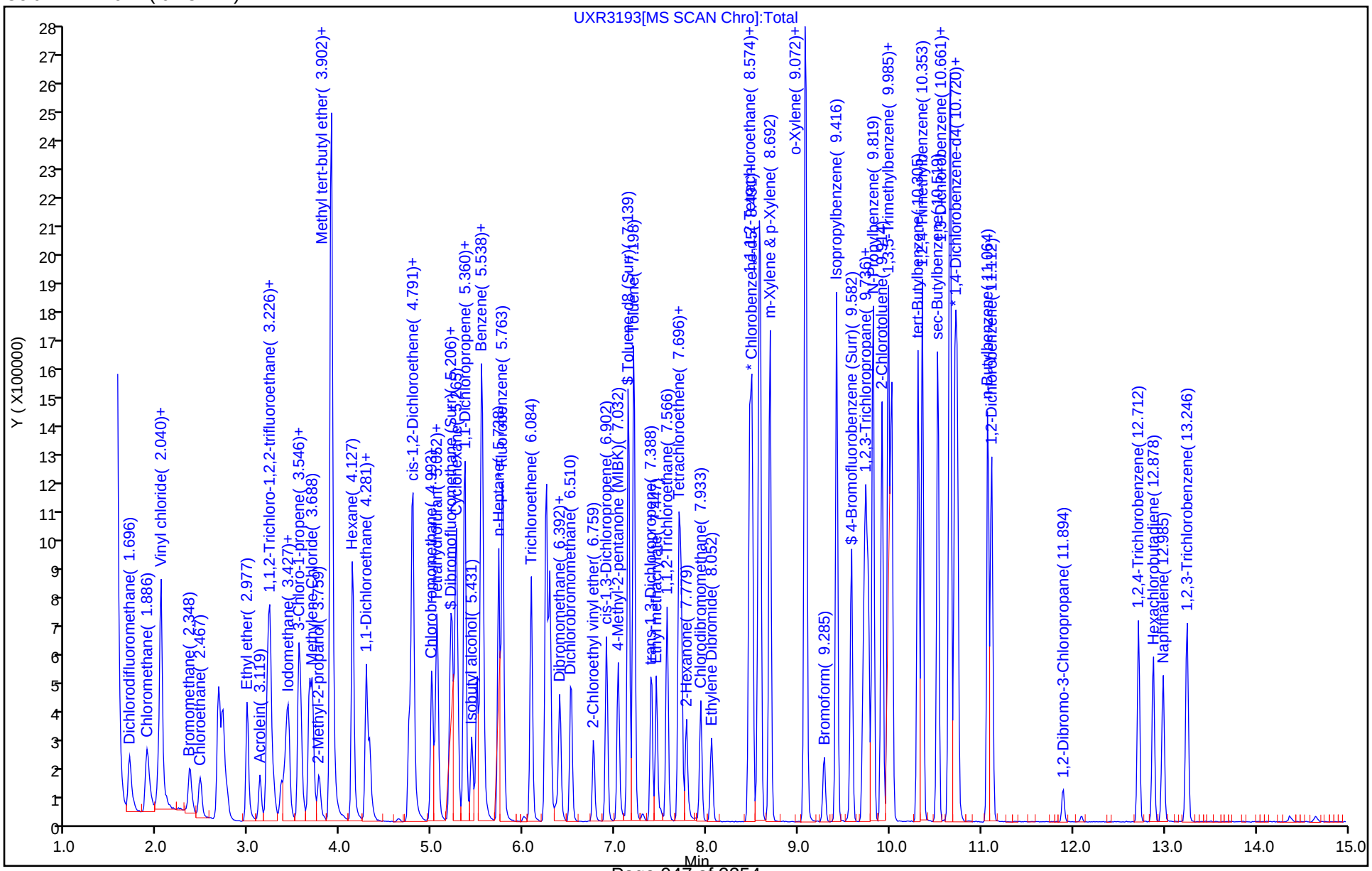

Eurofins TestAmerica, Canton
Recovery Report

Data File: \\chromna\Canton\ChromData\A3UX17\20191230-94649.b\UXR3193.D
Lims ID: LCS
Client ID:
Sample Type: LCS
Inject. Date: 30-Dec-2019 11:23:30 ALS Bottle#: 6 Worklist Smp#: 4
Purge Vol: 5.000 mL Dil. Factor: 1.0000
Sample Info: 240-0094649-004
Operator ID: 001644 Instrument ID: A3UX17

Method: \\chromna\Canton\ChromData\A3UX17\20191230-94649.b\8260_17.m
Limit Group: MSV 8260B ICAL
Last Update: 31-Dec-2019 10:45:43 Calib Date: 11-Jun-2019 23:10:30
Integrator: RTE ID Type: Deconvolution ID
Quant Method: Internal Standard Quant By: Initial Calibration
Last ICal File: \\chromna\Canton\ChromData\A3UX17\20190611-88015.b\UXR8424.D

Column 1 : DB-624 (0.18 mm) Det: MS SCAN
Process Host: CTX0317

Compound	Amount Added	Amount Recovered	% Rec.
$ 4 Dibromofluoromethane (Surr)	10.0	9.96	99.63
$ 5 1,2-Dichloroethane-d4 (Surr)	10.0	8.88	88.83
$ 6 Toluene-d8 (Surr)	10.0	11.0	110.48
$ 7 4-Bromofluorobenzene (Surr)	10.0	10.6	105.66

FORM I
GC/MS VOA ORGANICS ANALYSIS DATA SHEET

Lab Name: Eurofins TestAmerica, Canton Job No.: 240-124062-1

SDG No.:

Client Sample ID: Lab Sample ID: LCS 240-417817/4

Matrix: Water Lab File ID: UXR3221.D

Analysis Method: 8260B Date Collected:

Sample wt/vol: 5(mL) Date Analyzed: 12/31/2019 12:16

Soil Aliquot Vol: Dilution Factor: 1

Soil Extract Vol.: GC Column: DB-624 ID: 0.18(mm)

% Moisture: Level: (low/med) Low

Analysis Batch No.: 417817 Units: ug/L

CAS NO.	COMPOUND NAME	RESULT	Q	RL	MDL
630-20-6	1,1,1,2-Tetrachloroethane	11.5		1.0	0.14
563-58-6	1,1-Dichloropropene	10.8		1.0	0.14
75-34-3	1,1-Dichloroethane	11.0		1.0	0.17
87-61-6	1,2,3-Trichlorobenzene	9.91		1.0	0.54
96-18-4	1,2,3-Trichloropropane	11.8		1.0	0.24
107-06-2	1,2-Dichloroethane	10.1		1.0	0.21
75-35-4	1,1-Dichloroethene	9.79		1.0	0.19
78-87-5	1,2-Dichloropropane	11.9		1.0	0.15
95-63-6	1,2,4-Trimethylbenzene	10.3		1.0	0.070
591-78-6	2-Hexanone	26.9		10	0.54
79-34-5	1,1,2,2-Tetrachloroethane	12.8		1.0	0.13
67-64-1	Acetone	23.4		10	5.4
71-43-2	Benzene	10.6		1.0	0.13
75-25-2	Bromoform	11.8		1.0	0.76
74-83-9	Bromomethane	7.64		1.0	0.42
75-15-0	Carbon disulfide	10.0		1.0	0.28
56-23-5	Carbon tetrachloride	11.2		1.0	0.26
71-55-6	1,1,1-Trichloroethane	10.2		1.0	0.24
108-90-7	Chlorobenzene	10.9		1.0	0.14
142-28-9	1,3-Dichloropropane	12.4		1.0	0.21
75-00-3	Chloroethane	8.50		1.0	0.83
96-12-8	1,2-Dibromo-3-Chloropropane	12.0		2.0	0.91
67-66-3	Chloroform	10.1		1.0	0.13
74-87-3	Chloromethane	9.49		1.0	0.20
156-59-2	cis-1,2-Dichloroethene	10.6		1.0	0.16
10061-01-5	cis-1,3-Dichloropropene	11.1		1.0	0.61
75-27-4	Bromodichloromethane	10.4		1.0	0.17
76-13-1	1,1,2-Trichlorotrifluoroethane	10.0		1.0	0.41
75-71-8	Dichlorodifluoromethane	8.44		1.0	0.35
120-82-1	1,2,4-Trichlorobenzene	8.84		1.0	0.26
100-41-4	Ethylbenzene	11.5		1.0	0.11
106-93-4	1,2-Dibromoethane	12.0		1.0	0.12
594-20-7	2,2-Dichloropropane	10.0		1.0	0.31
95-50-1	1,2-Dichlorobenzene	10.7		1.0	0.15
541-73-1	1,3-Dichlorobenzene	10.4		1.0	0.15
106-46-7	1,4-Dichlorobenzene	10.1		1.0	0.16

FORM I
GC/MS VOA ORGANICS ANALYSIS DATA SHEET

Lab Name: Eurofins TestAmerica, Canton Job No.: 240-124062-1

SDG No.:

Client Sample ID: Lab Sample ID: LCS 240-417817/4

Matrix: Water Lab File ID: UXR3221.D

Analysis Method: 8260B Date Collected:

Sample wt/vol: 5(mL) Date Analyzed: 12/31/2019 12:16

Soil Aliquot Vol: Dilution Factor: 1

Soil Extract Vol.: GC Column: DB-624 ID: 0.18(mm)

% Moisture: Level: (low/med) Low

Analysis Batch No.: 417817 Units: ug/L

CAS NO.	COMPOUND NAME	RESULT	Q	RL	MDL
110-75-8	2-Chloroethyl vinyl ether	10.2		10	0.26
98-82-8	Isopropylbenzene	11.4		1.0	0.090
95-49-8	2-Chlorotoluene	11.1		1.0	0.15
78-93-3	2-Butanone (MEK)	26.9		10	1.2
108-10-1	4-Methyl-2-pentanone (MIBK)	25.7		10	0.42
108-86-1	Bromobenzene	10.7		1.0	0.12
1634-04-4	Methyl tert-butyl ether	11.4		1.0	0.070
74-97-5	Bromochloromethane	10.9		1.0	0.14
75-09-2	Methylene Chloride	10.2		5.0	2.6
106-43-4	4-Chlorotoluene	11.3		1.0	0.090
99-87-6	4-Isopropyltoluene	11.0		1.0	0.13
100-42-5	Styrene	12.1		1.0	0.10
179601-23-1	m-Xylene & p-Xylene	11.5		2.0	0.080
95-47-6	o-Xylene	11.8		1.0	0.090
87-68-3	Hexachlorobutadiene	7.67		1.0	0.83
127-18-4	Tetrachloroethene	10.3		1.0	0.15
74-95-3	Dibromomethane	10.6		1.0	0.090
108-88-3	Toluene	11.3		1.0	0.14
91-20-3	Naphthalene	8.63		1.0	0.32
156-60-5	trans-1,2-Dichloroethene	11.0		1.0	0.19
104-51-8	n-Butylbenzene	10.1		1.0	0.14
10061-02-6	trans-1,3-Dichloropropene	11.4		1.0	0.67
103-65-1	N-Propylbenzene	11.3		1.0	0.15
79-01-6	Trichloroethene	10.1		1.0	0.10
135-98-8	sec-Butylbenzene	10.8		1.0	0.13
75-69-4	Trichlorofluoromethane	8.79		1.0	0.45
98-06-6	tert-Butylbenzene	10.8		1.0	0.14
75-01-4	Vinyl chloride	9.10		1.0	0.20
108-05-4	Vinyl acetate	9.57		2.0	0.19
75-65-0	tert-Butyl alcohol	125		40	1.7
1330-20-7	Xylenes, Total	23.3		2.0	0.15
124-48-1	Chlorodibromomethane	12.2		1.0	0.39

FORM I
GC/MS VOA ORGANICS ANALYSIS DATA SHEET

Lab Name: Eurofins TestAmerica, Canton Job No.: 240-124062-1

SDG No.:

Client Sample ID: Lab Sample ID: LCS 240-417817/4

Matrix: Water Lab File ID: UXR3221.D

Analysis Method: 8260B Date Collected:

Sample wt/vol: 5(mL) Date Analyzed: 12/31/2019 12:16

Soil Aliquot Vol: Dilution Factor: 1

Soil Extract Vol.: GC Column: DB-624 ID: 0.18(mm)

% Moisture: Level: (low/med) Low

Analysis Batch No.: 417817 Units: ug/L

CAS NO.	SURROGATE	%REC	Q	LIMITS
17060-07-0	1,2-Dichloroethane-d4 (Surr)	95		75-130
460-00-4	4-Bromofluorobenzene (Surr)	106		47-134
2037-26-5	Toluene-d8 (Surr)	110		69-122
1868-53-7	Dibromofluoromethane (Surr)	99		78-129

Eurofins TestAmerica, Canton
Target Compound Quantitation Report

Data File: \\chromna\Canton\ChromData\A3UX17\20191231-94687.b\UXR3221.D
Lims ID: LCS
Client ID:
Sample Type: LCS
Inject. Date: 31-Dec-2019 12:16:30 ALS Bottle#: 3 Worklist Smp#: 4
Purge Vol: 5.000 mL Dil. Factor: 1.0000
Sample Info: 240-0094687-004
Operator ID: 001644 Instrument ID: A3UX17

Method: \\chromna\Canton\ChromData\A3UX17\20191231-94687.b\8260_17.m
Limit Group: MSV 8260B ICAL
Last Update: 01-Jan-2020 09:16:14 Calib Date: 11-Jun-2019 23:10:30
Integrator: RTE ID Type: Deconvolution ID
Quant Method: Internal Standard Quant By: Initial Calibration
Last ICal File: \\chromna\Canton\ChromData\A3UX17\20190611-88015.b\UXR8424.D

Column 1 : DB-624 (0.18 mm) Det: MS SCAN
Process Host: CTX0305

	Compound	Sig	RT (min.)	Exp RT (min.)	Dlt RT (min.)	Q	Response	Cal Amt ug/l	OnCol Amt ug/l	Flags
*	1 Fluorobenzene	96	5.775	5.775	0.000	99	1121525	10.0	10.0	
*	2 Chlorobenzene-d5	117	8.467	8.467	0.000	87	744178	10.0	10.0	
*	3 1,4-Dichlorobenzene-d4	152	10.708	10.708	0.000	95	418898	10.0	10.0	
$	4 Dibromofluoromethane (Surr	113	5.194	5.194	0.000	93	259066	10.0	9.86	
$	5 1,2-Dichloroethane-d4 (Sur	65	5.491	5.491	-0.001	98	356773	10.0	9.48	
$	6 Toluene-d8 (Surr)	98	7.139	7.139	0.000	93	1056956	10.0	11.0	
$	7 4-Bromofluorobenzene (Surr	95	9.582	9.582	0.000	87	376868	10.0	10.6	
	9 Dichlorodifluoromethane	85	1.696	1.696	0.000	99	330872	10.0	8.44	
	10 Chloromethane	50	1.886	1.886	0.000	99	429201	10.0	9.49	
	11 Vinyl chloride	62	2.016	2.016	0.000	97	348820	10.0	9.10	
	119 Butadiene	54	2.040	2.040	0.000	86	399949	10.0	9.39	
	12 Bromomethane	94	2.360	2.348	0.012	92	165755	10.0	7.64	
	13 Chloroethane	64	2.467	2.467	0.000	100	187551	10.0	8.50	
	14 Dichlorofluoromethane	67	2.668	2.668	0.000	97	534124	10.0	10.2	
	15 Trichlorofluoromethane	101	2.716	2.704	0.012	97	462686	10.0	8.79	
	16 Ethyl ether	59	2.977	2.977	-0.001	93	311442	10.0	12.1	
	18 Acrolein	56	3.119	3.119	0.000	99	181666	50.0	44.5	
	19 1,1-Dichloroethene	96	3.226	3.214	0.012	93	269550	10.0	9.79	
	20 1,1,2-Trichloro-1,2,2-trif	151	3.226	3.226	0.000	93	204752	10.0	10.0	
	21 Acetone	43	3.261	3.273	-0.012	99	150727	20.0	23.4	
	22 Iodomethane	142	3.380	3.380	0.000	98	362192	10.0	9.29	
	23 Carbon disulfide	76	3.427	3.427	0.000	100	771445	10.0	10.0	
	25 3-Chloro-1-propene	76	3.546	3.546	0.000	91	159172	10.0	10.5	
	26 Methyl acetate	43	3.569	3.569	0.000	98	437889	20.0	23.7	
	27 Methylene Chloride	84	3.664	3.664	0.000	99	297306	10.0	10.2	
	28 2-Methyl-2-propanol	59	3.759	3.759	0.000	87	138870	100.0	125.0	
	29 Acrylonitrile	53	3.890	3.890	0.000	100	1238655	100.0	129.0	
	31 trans-1,2-Dichloroethene	96	3.901	3.902	-0.001	94	316340	10.0	11.0	
	30 Methyl tert-butyl ether	73	3.901	3.902	-0.001	96	676618	10.0	11.4	
	32 Hexane	86	4.127	4.127	0.000	92	79137	10.0	10.7	
	33 1,1-Dichloroethane	63	4.281	4.281	0.000	96	594777	10.0	11.0	
	34 Vinyl acetate	43	4.317	4.317	-0.001	98	392524	10.0	9.57	
	38 2,2-Dichloropropane	97	4.791	4.779	0.012	51	56095	10.0	10.0	

Compound	Sig	RT (min.)	Exp RT (min.)	Dlt RT (min.)	Q	Response	Cal Amt ug/l	OnCol Amt ug/l	Flags
39 cis-1,2-Dichloroethene	96	4.791	4.779	0.012	84	335871	10.0	10.6	
40 2-Butanone (MEK)	43	4.803	4.803	0.000	100	261763	20.0	26.9	
44 Chlorobromomethane	128	4.992	4.993	0.000	93	148089	10.0	10.9	
45 Tetrahydrofuran	42	5.028	5.028	0.000	95	142550	20.0	24.8	
46 Chloroform	83	5.052	5.052	0.000	95	538257	10.0	10.1	
47 1,1,1-Trichloroethane	97	5.218	5.218	0.000	97	396944	10.0	10.2	
48 Cyclohexane	56	5.265	5.265	0.000	91	570808	10.0	10.6	
49 1,1-Dichloropropene	75	5.348	5.348	0.000	95	418326	10.0	10.8	
50 Carbon tetrachloride	117	5.360	5.360	0.000	91	386377	10.0	11.2	
51 Isobutyl alcohol	41	5.431	5.431	0.000	90	181206	250.0	326.4	
52 Benzene	78	5.538	5.538	0.000	97	1297241	10.0	10.6	
53 1,2-Dichloroethane	62	5.550	5.550	0.000	98	461012	10.0	10.1	
55 n-Heptane	100	5.728	5.728	0.000	90	70318	10.0	10.2	
57 Trichloroethene	130	6.083	6.083	0.000	98	302620	10.0	10.1	
59 Methylcyclohexane	83	6.249	6.250	-0.001	92	447724	10.0	10.2	
60 1,2-Dichloropropane	63	6.285	6.285	0.000	95	359944	10.0	11.9	
63 1,4-Dioxane	88	6.392	6.392	0.000	37	33682	200.0	128.6	
62 Dibromomethane	93	6.392	6.392	0.000	96	169209	10.0	10.6	
64 Dichlorobromomethane	83	6.522	6.510	0.012	99	362712	10.0	10.4	
66 2-Chloroethyl vinyl ether	63	6.759	6.759	0.000	91	138726	10.0	10.2	
67 cis-1,3-Dichloropropene	75	6.902	6.902	0.000	94	396886	10.0	11.1	
68 4-Methyl-2-pentanone (MIBK	43	7.032	7.032	0.000	96	463364	20.0	25.7	
69 Toluene	91	7.198	7.198	0.000	98	1332181	10.0	11.3	
70 trans-1,3-Dichloropropene	75	7.388	7.388	0.000	93	329797	10.0	11.4	
71 Ethyl methacrylate	69	7.447	7.447	0.000	90	303393	10.0	13.7	
72 1,1,2-Trichloroethane	97	7.566	7.566	0.000	93	262849	10.0	12.0	
73 Tetrachloroethene	164	7.696	7.696	0.000	95	242418	10.0	10.3	
75 1,3-Dichloropropane	76	7.720	7.720	0.000	92	489680	10.0	12.4	
76 2-Hexanone	43	7.779	7.779	0.000	96	290512	20.0	26.9	
78 Chlorodibromomethane	129	7.933	7.933	0.000	90	249184	10.0	12.2	
79 Ethylene Dibromide	107	8.052	8.052	0.000	99	238280	10.0	12.0	
81 Chlorobenzene	112	8.491	8.491	0.000	93	827412	10.0	10.9	
82 1,1,1,2-Tetrachloroethane	131	8.562	8.562	0.000	92	276704	10.0	11.5	
83 Ethylbenzene	106	8.586	8.586	0.000	99	436085	10.0	11.5	
84 m-Xylene & p-Xylene	106	8.692	8.692	0.000	100	543924	10.0	11.5	
85 o-Xylene	106	9.072	9.072	0.000	97	511423	10.0	11.8	
86 Styrene	104	9.084	9.084	0.000	94	910991	10.0	12.1	
87 Bromoform	173	9.285	9.285	0.000	95	133340	10.0	11.8	
89 Isopropylbenzene	105	9.416	9.416	0.000	96	1320230	10.0	11.4	
91 1,1,2,2-Tetrachloroethane	83	9.712	9.712	0.000	95	312445	10.0	12.8	
92 Bromobenzene	156	9.736	9.736	0.000	97	332310	10.0	10.7	
94 1,2,3-Trichloropropane	110	9.760	9.760	0.000	84	98693	10.0	11.8	
93 trans-1,4-Dichloro-2-buten	53	9.760	9.760	0.000	68	98090	10.0	12.9	
95 N-Propylbenzene	120	9.819	9.819	0.000	99	366701	10.0	11.3	
96 2-Chlorotoluene	126	9.914	9.914	0.000	96	318537	10.0	11.1	
97 1,3,5-Trimethylbenzene	105	9.985	9.985	0.000	92	1177267	10.0	10.4	
98 4-Chlorotoluene	126	10.020	10.021	-0.001	98	349170	10.0	11.3	
99 tert-Butylbenzene	119	10.305	10.305	0.000	91	907764	10.0	10.8	
101 1,2,4-Trimethylbenzene	105	10.352	10.353	-0.001	94	1215978	10.0	10.3	
102 sec-Butylbenzene	105	10.519	10.519	-0.001	95	1312465	10.0	10.8	
103 1,3-Dichlorobenzene	146	10.649	10.649	0.000	97	650001	10.0	10.4	
104 4-Isopropyltoluene	119	10.661	10.661	0.000	97	1125902	10.0	11.0	

Compound	Sig	RT (min.)	Exp RT (min.)	Dlt RT (min.)	Q	Response	Cal Amt ug/l	OnCol Amt ug/l	Flags
105 1,4-Dichlorobenzene	146	10.732	10.732	0.000	93	674562	10.0	10.1	
108 n-Butylbenzene	91	11.064	11.064	0.000	98	877346	10.0	10.1	
109 1,2-Dichlorobenzene	146	11.111	11.112	-0.001	96	639864	10.0	10.7	
111 1,2-Dibromo-3-Chloropropan	157	11.894	11.894	0.000	82	39396	10.0	12.0	
113 1,2,4-Trichlorobenzene	180	12.712	12.712	0.000	94	271749	10.0	8.84	
114 Hexachlorobutadiene	225	12.878	12.878	0.000	98	141397	10.0	7.67	
115 Naphthalene	128	12.985	12.985	0.000	100	580346	10.0	8.63	
116 1,2,3-Trichlorobenzene	180	13.246	13.246	0.000	96	298939	10.0	9.91	
S 130 Xylenes, Total	106				0		20.0	23.2	
S 158 Total BTEX	1		0.000				50.0	ND	
S 131 Trihalomethanes, Total	1				0		40.0	44.5	

Reagents:

VMFASPW_00330	Amount Added:	8.00	Units: uL		
VMFASGW_00341	Amount Added:	8.00	Units: uL		
VMFASAW_00310	Amount Added:	8.00	Units: uL		
vm50ss_stk_00082	Amount Added:	1.00	Units: uL	Run Reagent	
VM50IS_00079	Amount Added:	1.00	Units: uL	Run Reagent	
vm40ml_vials_00014	Amount Added:	0.00	Units:	Run Reagent	
vmDist_H2o_00162	Amount Added:	0.00	Units:	Run Reagent	

Report Date: 01-Jan-2020 09:16:18 Chrom Revision: 2.3 15-Dec-2019 06:20:02

Eurofins TestAmerica, Canton

Data File: \\chromna\Canton\ChromData\A3UX17\20191231-94687.b\UXR3221.D

Injection Date:	31-Dec-2019 12:16:30	Instrument ID:	A3UX17	Operator ID:	001644
Lims ID:	LCS			Worklist Smp#:	4
Client ID:					
Purge Vol:	5.000 mL	Dil. Factor:	1.0000	ALS Bottle#:	3
Method:	8260_17	Limit Group:	MSV 8260B ICAL		

Column: DB-624 (0.18 mm)

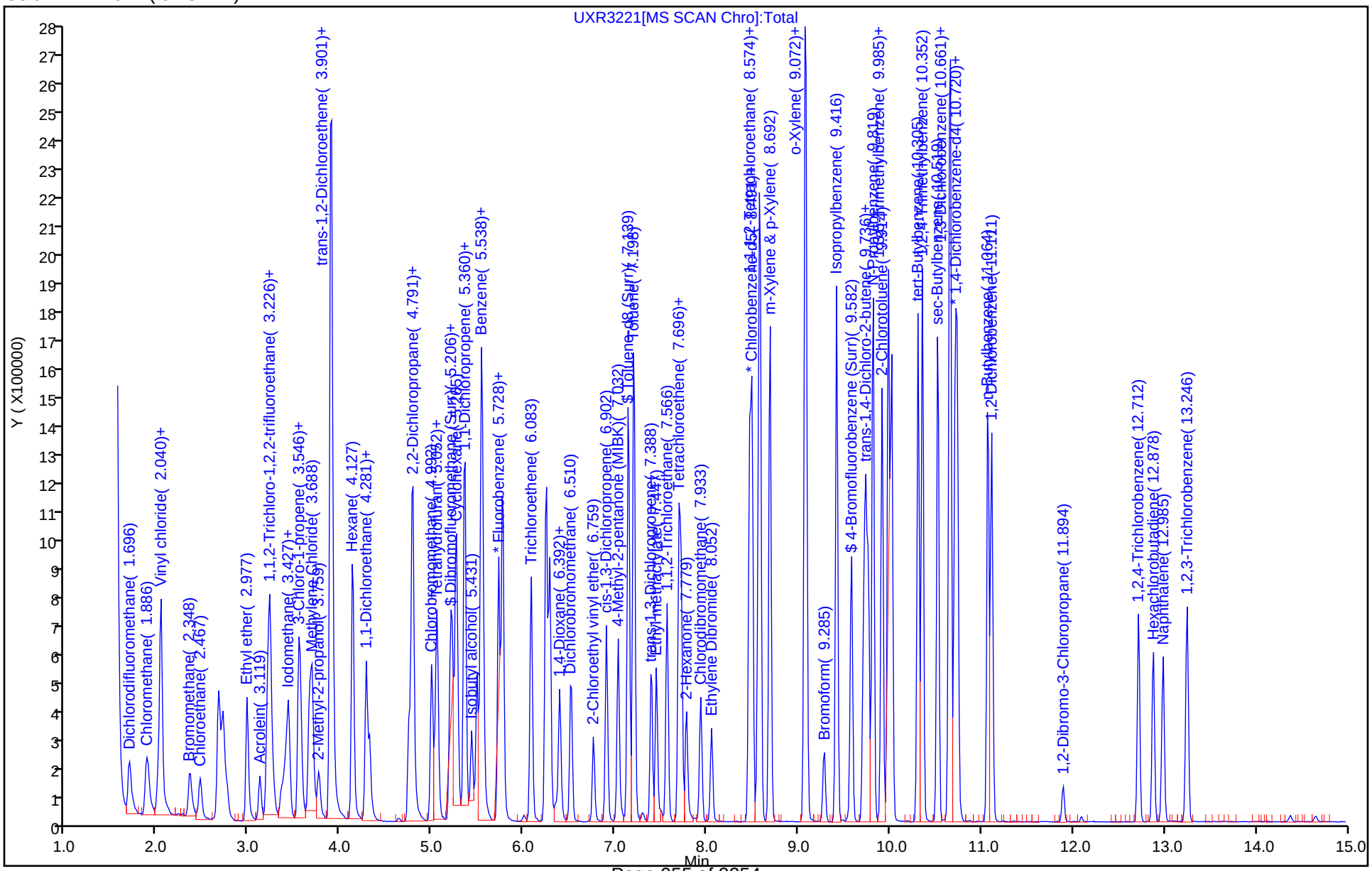

Eurofins TestAmerica, Canton
Recovery Report

Data File: \\chromna\Canton\ChromData\A3UX17\20191231-94687.b\UXR3221.D
Lims ID: LCS
Client ID:
Sample Type: LCS
Inject. Date: 31-Dec-2019 12:16:30 ALS Bottle#: 3 Worklist Smp#: 4
Purge Vol: 5.000 mL Dil. Factor: 1.0000
Sample Info: 240-0094687-004
Operator ID: 001644 Instrument ID: A3UX17

Method: \\chromna\Canton\ChromData\A3UX17\20191231-94687.b\8260_17.m
Limit Group: MSV 8260B ICAL
Last Update: 01-Jan-2020 09:16:14 Calib Date: 11-Jun-2019 23:10:30
Integrator: RTE ID Type: Deconvolution ID
Quant Method: Internal Standard Quant By: Initial Calibration
Last ICal File: \\chromna\Canton\ChromData\A3UX17\20190611-88015.b\UXR8424.D

Column 1 : DB-624 (0.18 mm) Det: MS SCAN
Process Host: CTX0305

Compound	Amount Added	Amount Recovered	% Rec.
$ 4 Dibromofluoromethane (Surr)	10.0	9.86	98.64
$ 5 1,2-Dichloroethane-d4 (Surr)	10.0	9.48	94.83
$ 6 Toluene-d8 (Surr)	10.0	11.0	109.59
$ 7 4-Bromofluorobenzene (Surr)	10.0	10.6	105.52

FORM I
GC/MS VOA ORGANICS ANALYSIS DATA SHEET

Lab Name: Eurofins TestAmerica, Canton Job No.: 240-124062-1

SDG No.:

Client Sample ID: E-SB-DUP-01 MS Lab Sample ID: 240-124062-3 MS

Matrix: Solid Lab File ID: UX88101.D

Analysis Method: 8260B Date Collected: 12/17/2019 00:00

Sample wt/vol: 5.09(g) Date Analyzed: 12/29/2019 07:56

Soil Aliquot Vol: Dilution Factor: 1

Soil Extract Vol.: GC Column: DB-624 ID: 0.18(mm)

% Moisture: 15.0 Level: (low/med) Low

Analysis Batch No.: 417563 Units: ug/Kg

CAS NO.	COMPOUND NAME	RESULT	Q	RL	MDL
630-20-6	1,1,1,2-Tetrachloroethane	24.4		5.8	3.4
563-58-6	1,1-Dichloropropene	22.7		5.8	1.1
75-34-3	1,1-Dichloroethane	25.5		5.8	0.80
87-61-6	1,2,3-Trichlorobenzene	8.19		5.8	0.66
96-18-4	1,2,3-Trichloropropane	33.1		5.8	1.8
107-06-2	1,2-Dichloroethane	24.3		5.8	0.89
75-35-4	1,1-Dichloroethene	27.2		5.8	1.0
526-73-8	1,2,3-Trimethylbenzene	2.1	U	5.8	2.1
78-87-5	1,2-Dichloropropane	24.6		5.8	0.98
95-63-6	1,2,4-Trimethylbenzene	24.1		5.8	1.2
591-78-6	2-Hexanone	33.0		23	4.7
79-34-5	1,1,2,2-Tetrachloroethane	31.5		5.8	1.7
67-64-1	Acetone	127		29	24
71-43-2	Benzene	23.6		5.8	0.81
75-25-2	Bromoform	20.0		5.8	2.8
74-83-9	Bromomethane	15.4		5.8	1.1
75-15-0	Carbon disulfide	21.9		5.8	1.3
56-23-5	Carbon tetrachloride	23.3		5.8	3.8
71-55-6	1,1,1-Trichloroethane	25.8		5.8	0.95
108-90-7	Chlorobenzene	23.4		5.8	1.1
142-28-9	1,3-Dichloropropane	26.0		5.8	1.1
75-00-3	Chloroethane	30.1		5.8	1.4
96-12-8	1,2-Dibromo-3-Chloropropane	21.2		12	4.2
67-66-3	Chloroform	24.8		5.8	0.91
74-87-3	Chloromethane	23.5		5.8	1.2
156-59-2	cis-1,2-Dichloroethene	25.7		5.8	0.75
10061-01-5	cis-1,3-Dichloropropene	14.7		5.8	1.7
75-27-4	Bromodichloromethane	22.2		5.8	0.78
76-13-1	1,1,2-Trichloro-1,2,2-trifluoroethane	25.1		5.8	1.5
75-71-8	Dichlorodifluoromethane	19.6		5.8	1.1
120-82-1	1,2,4-Trichlorobenzene	9.15		5.8	0.66
100-41-4	Ethylbenzene	23.6		5.8	1.2
106-93-4	1,2-Dibromoethane	22.9		5.8	0.89
594-20-7	2,2-Dichloropropane	23.6		5.8	1.4
95-50-1	1,2-Dichlorobenzene	19.4		5.8	1.3

FORM I
GC/MS VOA ORGANICS ANALYSIS DATA SHEET

Lab Name: Eurofins TestAmerica, Canton Job No.: 240-124062-1

SDG No.:

Client Sample ID: E-SB-DUP-01 MS Lab Sample ID: 240-124062-3 MS

Matrix: Solid Lab File ID: UX88101.D

Analysis Method: 8260B Date Collected: 12/17/2019 00:00

Sample wt/vol: 5.09(g) Date Analyzed: 12/29/2019 07:56

Soil Aliquot Vol: Dilution Factor: 1

Soil Extract Vol.: GC Column: DB-624 ID: 0.18(mm)

% Moisture: 15.0 Level: (low/med) Low

Analysis Batch No.: 417563 Units: ug/Kg

CAS NO.	COMPOUND NAME	RESULT	Q	RL	MDL
541-73-1	1,3-Dichlorobenzene	19.1		5.8	0.94
106-46-7	1,4-Dichlorobenzene	20.1		5.8	1.0
110-75-8	2-Chloroethyl vinyl ether	14.4	J	58	10
98-82-8	Isopropylbenzene	21.8		5.8	0.96
95-49-8	2-Chlorotoluene	25.0		5.8	1.1
78-93-3	2-Butanone (MEK)	42.6		23	4.1
108-10-1	4-Methyl-2-pentanone (MIBK)	39.7		23	4.3
108-86-1	Bromobenzene	25.0		5.8	1.4
1634-04-4	Methyl tert-butyl ether	24.6		5.8	0.95
74-97-5	Bromochloromethane	24.2		5.8	0.69
75-09-2	Methylene Chloride	26.2	J	29	14
106-43-4	4-Chlorotoluene	24.8		5.8	1.0
99-87-6	p-Isopropyltoluene	20.7		5.8	3.4
100-42-5	Styrene	21.5		5.8	1.3
179601-23-1	m-Xylene & p-Xylene	23.1		12	0.91
95-47-6	o-Xylene	23.1		5.8	1.0
87-68-3	Hexachlorobutadiene	14.3		5.8	4.3
127-18-4	Tetrachloroethene	23.7		5.8	0.84
74-95-3	Dibromomethane	26.8		5.8	0.77
108-88-3	Toluene	26.1		5.8	0.89
108-20-3	Diisopropyl ether	0.88	U	12	0.88
91-20-3	Naphthalene	7.67		5.8	3.1
156-60-5	trans-1,2-Dichloroethene	26.0		5.8	0.54
104-51-8	n-Butylbenzene	17.0		5.8	4.0
10061-02-6	trans-1,3-Dichloropropene	16.6		5.8	1.2
103-65-1	N-Propylbenzene	25.1		5.8	0.85
79-01-6	Trichloroethene	22.5		5.8	0.73
135-98-8	sec-Butylbenzene	21.5		5.8	1.0
75-69-4	Trichlorofluoromethane	26.3		5.8	1.2
994-05-8	Tert-amyl methyl ether	2.6	U	5.8	2.6
637-92-3	Ethyl tert-butyl ether	2.6	U	5.8	2.6
98-06-6	tert-Butylbenzene	23.5		5.8	1.0
75-01-4	Vinyl chloride	25.7		5.8	0.97
108-05-4	Vinyl acetate	2.5	U	12	2.5
75-65-0	tert-Butyl alcohol	232		230	19
1330-20-7	Xylenes, Total	46.2		12	1.8

FORM I
GC/MS VOA ORGANICS ANALYSIS DATA SHEET

Lab Name: Eurofins TestAmerica, Canton Job No.: 240-124062-1

SDG No.:

Client Sample ID: E-SB-DUP-01 MS Lab Sample ID: 240-124062-3 MS

Matrix: Solid Lab File ID: UX88101.D

Analysis Method: 8260B Date Collected: 12/17/2019 00:00

Sample wt/vol: 5.09(g) Date Analyzed: 12/29/2019 07:56

Soil Aliquot Vol: Dilution Factor: 1

Soil Extract Vol.: GC Column: DB-624 ID: 0.18(mm)

% Moisture: 15.0 Level: (low/med) Low

Analysis Batch No.: 417563 Units: ug/Kg

CAS NO.	COMPOUND NAME	RESULT	Q	RL	MDL
124-48-1	Dibromochloromethane	23.9		5.8	3.2

CAS NO.	SURROGATE	%REC	Q	LIMITS
17060-07-0	1,2-Dichloroethane-d4 (Surr)	82		59-120
460-00-4	4-Bromofluorobenzene (Surr)	80		51-127
2037-26-5	Toluene-d8 (Surr)	88		64-124
1868-53-7	Dibromofluoromethane (Surr)	77		56-122

Eurofins TestAmerica, Canton
Target Compound Quantitation Report

Data File: \\chromna\Canton\ChromData\A3UX8\20191229-94625.b\UX88101.D
Lims ID: 240-124062-B-3-C MS
Client ID:
Sample Type: MS
Inject. Date: 29-Dec-2019 07:56:30 ALS Bottle#: 14 Worklist Smp#: 16
Purge Vol: 5.000 mL Dil. Factor: 1.0000
Sample Info: 240-0094625-016
Operator ID: 402279 Instrument ID: A3UX8

Method: \\chromna\Canton\ChromData\A3UX8\20191229-94625.b\8260_8.m
Limit Group: MSV 8260B ICAL
Last Update: 31-Dec-2019 10:49:30 Calib Date: 04-Nov-2019 05:00:30
Integrator: RTE ID Type: Deconvolution ID
Quant Method: Internal Standard Quant By: Initial Calibration
Last ICal File: \\chromna\Canton\ChromData\A3UX8\20191104-92755.b\UX87328.D

Column 1 : DB-624 (0.18 mm) Det: MS SCAN
Process Host: CTX0339

First Level Reviewer: latat Date: 30-Dec-2019 05:10:57

Compound	Sig	RT (min.)	Exp RT (min.)	Dlt RT (min.)	Q	Response	Cal Amt ug/l	OnCol Amt ug/l	Flags
* 1 Fluorobenzene	96	5.086	5.085	0.001	100	716551	50.0	50.0	
* 2 Chlorobenzene-d5	117	7.595	7.594	0.001	98	417301	50.0	50.0	
* 3 1,4-Dichlorobenzene-d4	152	9.784	9.783	0.001	99	164531	50.0	50.0	
$ 4 Dibromofluoromethane (Surr	113	4.554	4.553	0.001	93	132615	50.0	38.5	
$ 5 1,2-Dichloroethane-d4 (Sur	65	4.814	4.825	-0.011	97	145412	50.0	41.0	
$ 6 Toluene-d8 (Surr)	98	6.341	6.351	-0.010	94	555402	50.0	44.2	
$ 7 4-Bromofluorobenzene (Surr	95	8.672	8.671	0.001	88	159827	50.0	39.9	
9 Dichlorodifluoromethane	85	1.548	1.559	-0.011	100	87223	25.0	17.0	
10 Chloromethane	50	1.726	1.725	0.001	100	125792	25.0	20.4	
11 Vinyl chloride	62	1.832	1.843	-0.011	98	99601	25.0	22.2	
13 Bromomethane	94	2.140	2.139	0.001	91	34223	25.0	13.3	
14 Chloroethane	64	2.235	2.234	0.001	99	66634	25.0	26.0	
16 Trichlorofluoromethane	101	2.459	2.458	0.001	98	122032	25.0	22.8	
19 1,1-Dichloroethene	96	2.874	2.873	0.002	98	90472	25.0	23.5	
20 1,1,2-Trichloro-1,2,2-trif	151	2.885	2.884	0.001	95	69750	25.0	21.7	
21 Acetone	43	2.909	2.920	-0.011	98	97194	50.0	109.7	
24 Carbon disulfide	76	3.051	3.062	-0.011	100	217498	25.0	19.0	
28 Methylene Chloride	84	3.240	3.251	-0.011	98	95790	25.0	22.7	
29 2-Methyl-2-propanol	59	3.335	3.334	0.001	89	43822	250.0	200.6	
31 trans-1,2-Dichloroethene	96	3.465	3.464	0.001	96	98569	25.0	22.5	
32 Methyl tert-butyl ether	73	3.465	3.476	-0.011	97	173533	25.0	21.3	
34 1,1-Dichloroethane	63	3.773	3.772	0.001	97	177081	25.0	22.1	
35 Vinyl acetate	43	3.797	3.807	-0.010	92	2519	25.0	0.4000	
36 Isopropyl ether	87		3.822					ND	
38 Tert-butyl ethyl ether	59		4.094					ND	
39 cis-1,2-Dichloroethene	96	4.211	4.210	0.001	86	103478	25.0	22.3	
40 2-Butanone (MEK)	43	4.211	4.210	0.001	46	52565	50.0	36.8	a
41 2,2-Dichloropropane	77	4.211	4.221	-0.010	86	103522	25.0	20.4	
45 Chlorobromomethane	128	4.388	4.387	0.001	94	37954	25.0	20.9	
47 Chloroform	83	4.435	4.434	0.001	96	154344	25.0	21.5	
48 1,1,1-Trichloroethane	97	4.601	4.600	0.001	98	130262	25.0	22.3	
50 1,1-Dichloropropene	75	4.719	4.718	0.001	92	119739	25.0	19.6	

Compound	Sig	RT (min.)	Exp RT (min.)	Dlt RT (min.)	Q	Response	Cal Amt ug/l	OnCol Amt ug/l	Flags
51 Carbon tetrachloride	117	4.731	4.730	0.001	98	102428	25.0	20.1	
53 1,2-Dichloroethane	62	4.873	4.872	0.001	55	104653	25.0	21.0	
54 Benzene	78	4.873	4.884	-0.011	97	366246	25.0	20.4	
55 Tert-amyl methyl ether	73		4.946					ND	
58 Trichloroethene	130	5.370	5.369	0.001	97	87383	25.0	19.4	
61 1,2-Dichloropropane	63	5.536	5.547	-0.011	95	85560	25.0	21.3	
63 Dibromomethane	93	5.631	5.630	0.001	96	37661	25.0	23.2	
65 Dichlorobromomethane	83	5.749	5.748	0.001	97	79516	25.0	19.2	
67 2-Chloroethyl vinyl ether	63	5.974	5.973	0.001	88	12528	25.0	12.4	
68 cis-1,3-Dichloropropene	75	6.104	6.115	-0.011	90	57649	25.0	12.7	
69 4-Methyl-2-pentanone (MIBK	43	6.222	6.221	0.001	98	94549	50.0	34.3	
70 Toluene	91	6.400	6.399	0.001	97	338929	25.0	22.6	
71 trans-1,3-Dichloropropene	75	6.565	6.564	0.001	97	44955	25.0	14.4	
74 1,3-Dichloropropane	76	6.873	6.872	0.001	98	87601	25.0	22.5	
75 Tetrachloroethene	164	6.873	6.884	-0.011	98	60945	25.0	20.5	
76 2-Hexanone	43	6.932	6.931	0.001	99	43767	50.0	28.6	
78 Chlorodibromomethane	129	7.074	7.073	0.001	90	40026	25.0	20.6	
80 Ethylene Dibromide	107	7.181	7.191	-0.010	99	38376	25.0	19.8	
82 Chlorobenzene	112	7.619	7.617	0.002	92	188773	25.0	20.3	
83 1,1,1,2-Tetrachloroethane	131	7.690	7.688	0.002	93	58550	25.0	21.1	
84 Ethylbenzene	106	7.713	7.712	0.001	99	102550	25.0	20.4	
85 m-Xylene & p-Xylene	106	7.820	7.819	0.001	98	127090	25.0	20.0	
86 o-Xylene	106	8.186	8.185	0.001	98	121798	25.0	20.0	
87 Styrene	104	8.198	8.197	0.001	92	171687	25.0	18.6	
88 Bromoform	173	8.364	8.375	-0.011	96	17546	25.0	17.3	
89 Isopropylbenzene	105	8.530	8.529	0.001	96	308783	25.0	18.8	
92 1,1,2,2-Tetrachloroethane	83	8.790	8.789	0.001	95	50276	25.0	27.3	
93 Bromobenzene	156	8.825	8.824	0.001	98	60926	25.0	21.6	
94 1,2,3-Trichloropropane	110	8.837	8.836	0.001	86	16646	25.0	28.7	
96 N-Propylbenzene	120	8.920	8.919	0.001	99	76887	25.0	21.7	
97 2-Chlorotoluene	126	9.003	9.002	0.001	96	63745	25.0	21.6	
99 4-Chlorotoluene	126	9.109	9.108	0.001	98	64896	25.0	21.4	
100 tert-Butylbenzene	119	9.405	9.404	0.001	93	196198	25.0	20.4	
102 1,2,4-Trimethylbenzene	105	9.441	9.440	0.001	96	222136	25.0	20.8	
103 sec-Butylbenzene	105	9.606	9.617	-0.011	94	267157	25.0	18.6	
104 1,3-Dichlorobenzene	146	9.725	9.724	0.001	97	100147	25.0	16.5	
105 4-Isopropyltoluene	119	9.748	9.747	0.001	97	210142	25.0	17.9	
106 1,4-Dichlorobenzene	146	9.808	9.807	0.001	94	103382	25.0	17.4	
107 1,2,3-Trimethylbenzene	105		9.856					ND	
109 n-Butylbenzene	91	10.151	10.150	0.001	98	158450	25.0	14.7	
110 1,2-Dichlorobenzene	146	10.174	10.173	0.001	97	91797	25.0	16.8	
111 1,2-Dibromo-3-Chloropropan	157	10.932	10.931	0.001	72	4387	25.0	18.4	
113 1,2,4-Trichlorobenzene	180	11.760	11.759	0.001	94	26025	25.0	7.91	
114 Hexachlorobutadiene	225	11.937	11.936	0.001	97	19857	25.0	12.4	
115 Naphthalene	128	12.008	12.007	0.001	97	41941	25.0	6.63	
116 1,2,3-Trichlorobenzene	180	12.257	12.256	0.001	95	20613	25.0	7.09	
S 128 Xylenes, Total	106				0		50.0	39.9	

QC Flag Legend

Review Flags

a - User Assigned ID

Reagents:

VMFASPW_00330	Amount Added:	2.50	Units: uL	
VMFASAW_00310	Amount Added:	2.50	Units: uL	
VMFASGW_00340	Amount Added:	2.50	Units: uL	
vm40ml_vials_00014	Amount Added:	0.00	Units:	Run Reagent
VMUX8SS_00032	Amount Added:	1.15	Units: uL	Run Reagent
vmDist_H2o_00161	Amount Added:	0.00	Units:	Run Reagent
VM568718_00017	Amount Added:	1.00	Units: uL	Run Reagent

Report Date: 31-Dec-2019 10:49:50 Chrom Revision: 2.3 15-Dec-2019 06:20:02

Eurofins TestAmerica, Canton

Data File: \\chromna\Canton\ChromData\A3UX8\20191229-94625.b\UX88101.D

Injection Date:	29-Dec-2019 07:56:30	Instrument ID:	A3UX8	Operator ID:	402279
Lims ID:	240-124062-B-3-C MS			Worklist Smp#:	16
Client ID:					
Purge Vol:	5.000 mL	Dil. Factor:	1.0000	ALS Bottle#:	14
Method:	8260_8	Limit Group:	MSV 8260B ICAL		

Column: DB-624 (0.18 mm)

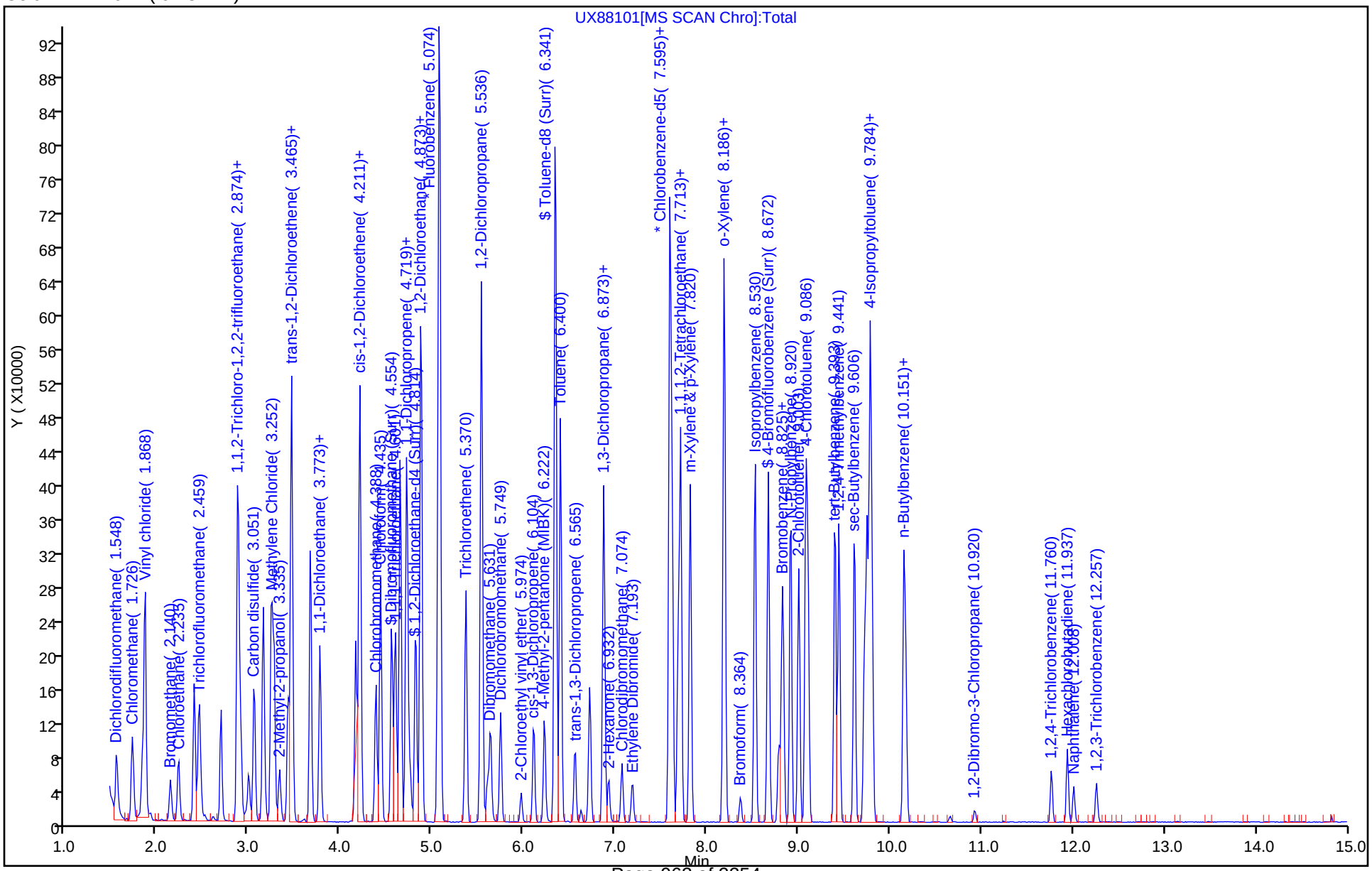

Eurofins TestAmerica, Canton
Recovery Report

Data File: \\chromna\Canton\ChromData\A3UX8\20191229-94625.b\UX88101.D
Lims ID: 240-124062-B-3-C MS
Client ID:
Sample Type: MS
Inject. Date: 29-Dec-2019 07:56:30 ALS Bottle#: 14 Worklist Smp#: 16
Purge Vol: 5.000 mL Dil. Factor: 1.0000
Sample Info: 240-0094625-016
Operator ID: 402279 Instrument ID: A3UX8

Method: \\chromna\Canton\ChromData\A3UX8\20191229-94625.b\8260_8.m
Limit Group: MSV 8260B ICAL
Last Update: 31-Dec-2019 10:49:30 Calib Date: 04-Nov-2019 05:00:30
Integrator: RTE ID Type: Deconvolution ID
Quant Method: Internal Standard Quant By: Initial Calibration
Last ICal File: \\chromna\Canton\ChromData\A3UX8\20191104-92755.b\UX87328.D

Column 1 : DB-624 (0.18 mm) Det: MS SCAN
Process Host: CTX0339

First Level Reviewer: latat Date: 30-Dec-2019 05:10:57

Compound	Amount Added	Amount Recovered	% Rec.
$ 4 Dibromofluoromethane (Surr)	50.0	38.5	77.09
$ 5 1,2-Dichloroethane-d4 (Surr)	50.0	41.0	82.06
$ 6 Toluene-d8 (Surr)	50.0	44.2	88.33
$ 7 4-Bromofluorobenzene (Surr)	50.0	39.9	79.90

Manual Integration/User Assign Peak Report

Eurofins TestAmerica, Canton

Data File: \\chromna\Canton\ChromData\A3UX8\20191229-94625.b\UX88101.D
Injection Date: 29-Dec-2019 07:56:30 Instrument ID: A3UX8
Lims ID: 240-124062-B-3-C MS
Client ID:
Operator ID: 402279 ALS Bottle#: 14 Worklist Smp#: 16
Purge Vol: 5.000 mL Dil. Factor: 1.0000
Method: 8260_8 Limit Group: MSV 8260B ICAL
Column: DB-624 (0.18 mm) Detector MS SCAN

40 2-Butanone (MEK), CAS: 78-93-3

Signal: 1

Not Detected
Expected RT: 4.21

Processing Integration Results

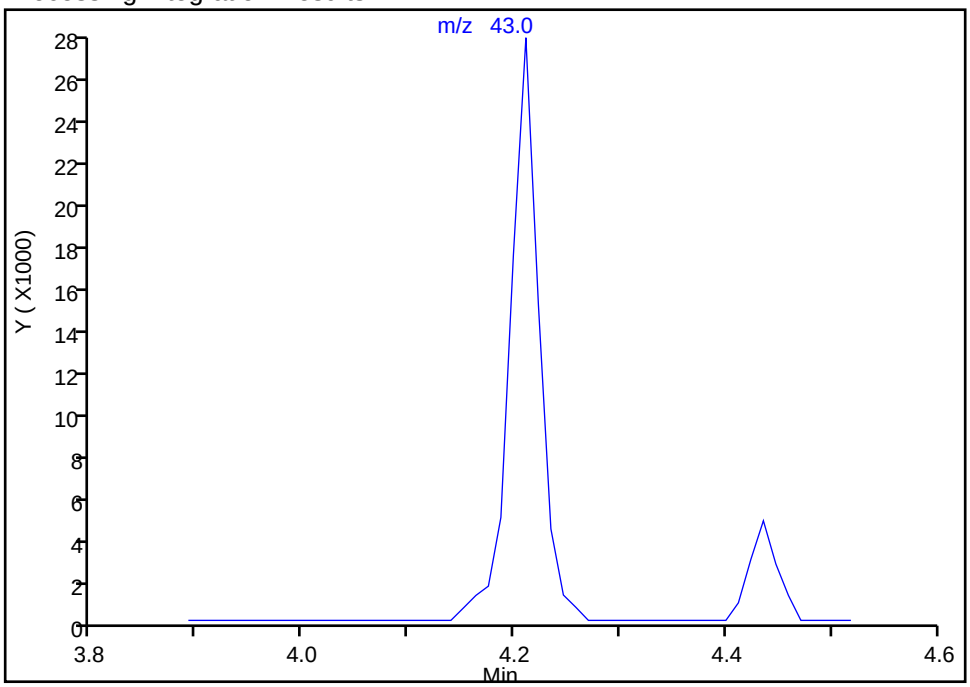

Manual Integration Results

RT: 4.21
Area: 52565
Amount: 36.838633
Amount Units: ug/l

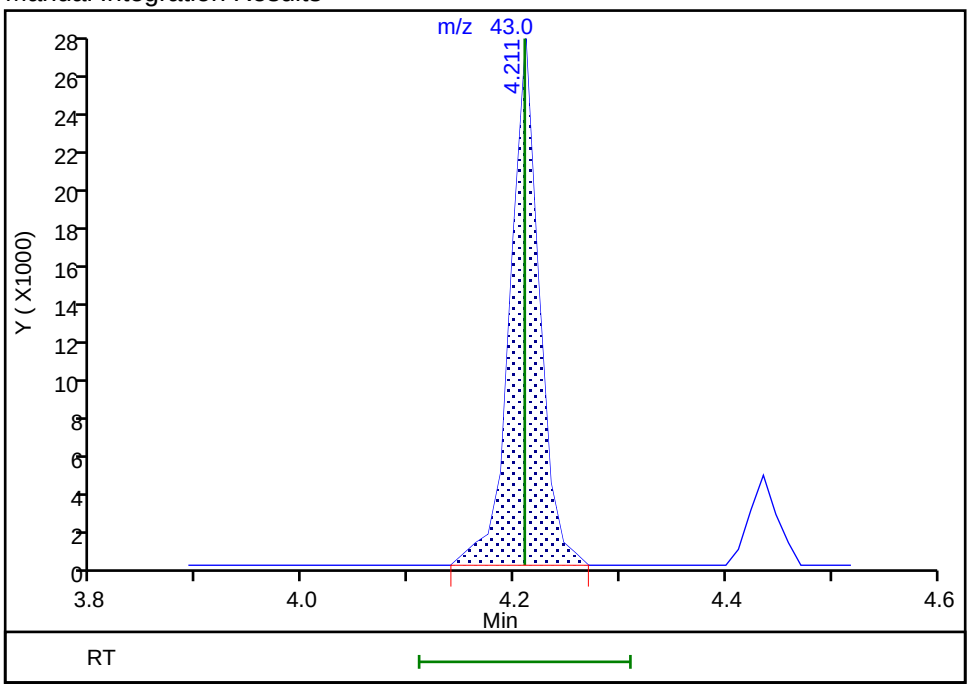

Reviewer: latat, 30-Dec-2019 05:10:32
Audit Action: Assigned Compound ID Audit Reason: Peak assignment corrected

FORM I
GC/MS VOA ORGANICS ANALYSIS DATA SHEET

Lab Name: Eurofins TestAmerica, Canton Job No.: 240-124062-1

SDG No.:

Client Sample ID: WC-W-PILES-121719 MS Lab Sample ID: 240-124062-7 MS

Matrix: Water Lab File ID: UXR3245.D

Analysis Method: 8260B Date Collected: 12/17/2019 11:45

Sample wt/vol: 5(mL) Date Analyzed: 12/31/2019 21:47

Soil Aliquot Vol: Dilution Factor: 1250

Soil Extract Vol.: GC Column: DB-624 ID: 0.18(mm)

% Moisture: Level: (low/med) Low

Analysis Batch No.: 417817 Units: ug/L

CAS NO.	COMPOUND NAME	RESULT	Q	RL	MDL
630-20-6	1,1,1,2-Tetrachloroethane	14200		1300	180
563-58-6	1,1-Dichloropropene	13000		1300	180
75-34-3	1,1-Dichloroethane	13700		1300	210
87-61-6	1,2,3-Trichlorobenzene	11100		1300	680
96-18-4	1,2,3-Trichloropropane	14600		1300	300
107-06-2	1,2-Dichloroethane	13000		1300	260
75-35-4	1,1-Dichloroethene	12100		1300	240
526-73-8	1,2,3-Trimethylbenzene	180	U	6300	180
78-87-5	1,2-Dichloropropane	14600		1300	190
95-63-6	1,2,4-Trimethylbenzene	12100		1300	88
591-78-6	2-Hexanone	33500		13000	680
79-34-5	1,1,2,2-Tetrachloroethane	15200		1300	160
67-64-1	Acetone	94800		13000	6800
71-43-2	Benzene	13100		1300	160
75-25-2	Bromoform	15000		1300	950
74-83-9	Bromomethane	10700		1300	530
75-15-0	Carbon disulfide	12900		1300	350
56-23-5	Carbon tetrachloride	14400		1300	330
71-55-6	1,1,1-Trichloroethane	13100		1300	300
108-90-7	Chlorobenzene	13900		1300	180
142-28-9	1,3-Dichloropropane	15100		1300	260
75-00-3	Chloroethane	10200		1300	1000
96-12-8	1,2-Dibromo-3-Chloropropane	13500		2500	1100
67-66-3	Chloroform	12900		1300	160
74-87-3	Chloromethane	11900		1300	250
156-59-2	cis-1,2-Dichloroethene	12700		1300	200
10061-01-5	cis-1,3-Dichloropropene	13200		1300	760
75-27-4	Bromodichloromethane	13300		1300	210
76-13-1	1,1,2-Trichlorotrifluoroethane	12300		1300	510
75-71-8	Dichlorodifluoromethane	10200		1300	440
120-82-1	1,2,4-Trichlorobenzene	9290		1300	330
100-41-4	Ethylbenzene	14600		1300	140
106-93-4	1,2-Dibromoethane	14600		1300	150
594-20-7	2,2-Dichloropropane	11100		1300	390
95-50-1	1,2-Dichlorobenzene	12400		1300	190
541-73-1	1,3-Dichlorobenzene	12100		1300	190

FORM I
GC/MS VOA ORGANICS ANALYSIS DATA SHEET

Lab Name: Eurofins TestAmerica, Canton Job No.: 240-124062-1

SDG No.:

Client Sample ID: WC-W-PILES-121719 MS Lab Sample ID: 240-124062-7 MS

Matrix: Water Lab File ID: UXR3245.D

Analysis Method: 8260B Date Collected: 12/17/2019 11:45

Sample wt/vol: 5(mL) Date Analyzed: 12/31/2019 21:47

Soil Aliquot Vol: Dilution Factor: 1250

Soil Extract Vol.: GC Column: DB-624 ID: 0.18(mm)

% Moisture: Level: (low/med) Low

Analysis Batch No.: 417817 Units: ug/L

CAS NO.	COMPOUND NAME	RESULT	Q	RL	MDL
106-46-7	1,4-Dichlorobenzene	12000		1300	200
110-75-8	2-Chloroethyl vinyl ether	11900	J	13000	330
98-82-8	Isopropylbenzene	13900		1300	110
95-49-8	2-Chlorotoluene	12500		1300	190
78-93-3	2-Butanone (MEK)	30200		13000	1500
108-10-1	4-Methyl-2-pentanone (MIBK)	29200		13000	530
108-86-1	Bromobenzene	12300		1300	150
1634-04-4	Methyl tert-butyl ether	13700		1300	88
74-97-5	Bromochloromethane	13900		1300	180
75-09-2	Methylene Chloride	13300		6300	3300
106-43-4	4-Chlorotoluene	13000		1300	110
99-87-6	4-Isopropyltoluene	12700		1300	160
100-42-5	Styrene	15200		1300	130
179601-23-1	m-Xylene & p-Xylene	14400		2500	100
95-47-6	o-Xylene	14700		1300	110
87-68-3	Hexachlorobutadiene	9130		1300	1000
127-18-4	Tetrachloroethene	13200		1300	190
74-95-3	Dibromomethane	13800		1300	110
108-88-3	Toluene	14200		1300	180
108-20-3	Diisopropyl ether	210	U	13000	210
91-20-3	Naphthalene	9300		1300	400
156-60-5	trans-1,2-Dichloroethene	13800		1300	240
104-51-8	n-Butylbenzene	11400		1300	180
10061-02-6	trans-1,3-Dichloropropene	13500		1300	840
103-65-1	N-Propylbenzene	12700		1300	190
79-01-6	Trichloroethene	12700		1300	130
135-98-8	sec-Butylbenzene	12300		1300	160
75-69-4	Trichlorofluoromethane	12000		1300	560
994-05-8	Tert-amyl methyl ether	140	U	6300	140
637-92-3	Ethyl tert-butyl ether	190	U	6300	190
98-06-6	tert-Butylbenzene	12200		1300	180
75-01-4	Vinyl chloride	12000		1300	250
108-05-4	Vinyl acetate	8770		2500	240
75-65-0	tert-Butyl alcohol	129000		50000	2100
1330-20-7	Xylenes, Total	29100		2500	190
124-48-1	Chlorodibromomethane	16000		1300	490

FORM I
GC/MS VOA ORGANICS ANALYSIS DATA SHEET

Lab Name: Eurofins TestAmerica, Canton Job No.: 240-124062-1

SDG No.:

Client Sample ID: WC-W-PILES-121719 MS Lab Sample ID: 240-124062-7 MS

Matrix: Water Lab File ID: UXR3245.D

Analysis Method: 8260B Date Collected: 12/17/2019 11:45

Sample wt/vol: 5(mL) Date Analyzed: 12/31/2019 21:47

Soil Aliquot Vol: Dilution Factor: 1250

Soil Extract Vol.: GC Column: DB-624 ID: 0.18(mm)

% Moisture: Level: (low/med) Low

Analysis Batch No.: 417817 Units: ug/L

CAS NO.	SURROGATE	%REC	Q	LIMITS
17060-07-0	1,2-Dichloroethane-d4 (Surr)	102		75-130
460-00-4	4-Bromofluorobenzene (Surr)	112		47-134
2037-26-5	Toluene-d8 (Surr)	114		69-122
1868-53-7	Dibromofluoromethane (Surr)	105		78-129

Eurofins TestAmerica, Canton
Target Compound Quantitation Report

Data File: \\chromna\Canton\ChromData\A3UX17\20191231-94687.b\UXR3245.D
Lims ID: 240-124062-B-7 MS
Client ID:
Sample Type: MS
Inject. Date: 31-Dec-2019 21:47:30 ALS Bottle#: 27 Worklist Smp#: 28
Purge Vol: 5.000 mL Dil. Factor: 1250.0000
Sample Info: 240-0094687-028
Operator ID: 001644 Instrument ID: A3UX17

Method: \\chromna\Canton\ChromData\A3UX17\20191231-94687.b\8260_17.m
Limit Group: MSV 8260B ICAL
Last Update: 01-Jan-2020 09:16:14 Calib Date: 11-Jun-2019 23:10:30
Integrator: RTE ID Type: Deconvolution ID
Quant Method: Internal Standard Quant By: Initial Calibration
Last ICal File: \\chromna\Canton\ChromData\A3UX17\20190611-88015.b\UXR8424.D

Column 1 : DB-624 (0.18 mm) Det: MS SCAN
Process Host: CTX0305

First Level Reviewer: bosworthh Date: 01-Jan-2020 09:12:43

Compound	Sig	RT (min.)	Exp RT (min.)	Dlt RT (min.)	Q	Response	Cal Amt ug/l	OnCol Amt ug/l	Flags
* 1 Fluorobenzene	96	5.763	5.775	-0.012	98	991869	10.0	10.0	
* 2 Chlorobenzene-d5	117	8.467	8.467	0.000	88	654170	10.0	10.0	
* 3 1,4-Dichlorobenzene-d4	152	10.708	10.708	0.000	96	401255	10.0	10.0	
$ 4 Dibromofluoromethane (Surr	113	5.194	5.194	0.000	93	243250	10.0	10.5	
$ 5 1,2-Dichloroethane-d4 (Sur	65	5.490	5.491	-0.001	99	340382	10.0	10.2	
$ 6 Toluene-d8 (Surr)	98	7.139	7.139	0.000	93	966657	10.0	11.4	
$ 7 4-Bromofluorobenzene (Surr	95	9.582	9.582	0.000	85	350153	10.0	11.2	
9 Dichlorodifluoromethane	85	1.696	1.696	0.000	99	283088	10.0	8.17	
10 Chloromethane	50	1.885	1.886	-0.001	99	381684	10.0	9.55	
11 Vinyl chloride	62	2.016	2.016	0.000	97	326327	10.0	9.62	
12 Bromomethane	94	2.360	2.348	0.012	92	164334	10.0	8.57	
13 Chloroethane	64	2.467	2.467	0.000	99	159381	10.0	8.17	
15 Trichlorofluoromethane	101	2.716	2.704	0.012	98	446377	10.0	9.58	
19 1,1-Dichloroethene	96	3.202	3.214	-0.012	92	236489	10.0	9.71	
20 1,1,2-Trichloro-1,2,2-trif	151	3.225	3.226	-0.001	92	177714	10.0	9.82	
21 Acetone	43	3.261	3.273	-0.012	99	406421	20.0	75.8	
23 Carbon disulfide	76	3.427	3.427	0.000	100	702940	10.0	10.4	
27 Methylene Chloride	84	3.664	3.664	0.000	98	274180	10.0	10.7	
28 2-Methyl-2-propanol	59	3.759	3.759	0.000	84	101268	100.0	103.1	
31 trans-1,2-Dichloroethene	96	3.901	3.902	-0.001	95	280279	10.0	11.0	
30 Methyl tert-butyl ether	73	3.901	3.902	-0.001	95	575042	10.0	11.0	
33 1,1-Dichloroethane	63	4.281	4.281	0.000	96	526167	10.0	11.0	
35 Isopropyl ether	87		4.316					ND	
34 Vinyl acetate	43	4.316	4.317	-0.001	98	254673	10.0	7.02	
37 Tert-butyl ethyl ether	59		4.637					ND	
38 2,2-Dichloropropane	97	4.779	4.779	0.000	53	44180	10.0	8.91	
39 cis-1,2-Dichloroethene	96	4.779	4.779	0.000	85	284258	10.0	10.1	
40 2-Butanone (MEK)	43	4.803	4.803	0.000	99	208411	20.0	24.2	
44 Chlorobromomethane	128	4.992	4.993	0.000	96	132956	10.0	11.1	
46 Chloroform	83	5.052	5.052	0.000	95	484849	10.0	10.3	
47 1,1,1-Trichloroethane	97	5.218	5.218	0.000	97	361007	10.0	10.5	
49 1,1-Dichloropropene	75	5.348	5.348	0.000	94	357892	10.0	10.4	

Compound	Sig	RT (min.)	Exp RT (min.)	Dlt RT (min.)	Q	Response	Cal Amt ug/l	OnCol Amt ug/l	Flags
50 Carbon tetrachloride	117	5.360	5.360	0.000	93	351004	10.0	11.5	
52 Benzene	78	5.538	5.538	0.000	97	1136349	10.0	10.5	
53 1,2-Dichloroethane	62	5.550	5.550	0.000	97	420347	10.0	10.4	
54 Tert-amyl methyl ether	73		5.609					ND	
57 Trichloroethene	130	6.083	6.083	0.000	97	269593	10.0	10.2	
60 1,2-Dichloropropane	63	6.285	6.285	0.000	95	313130	10.0	11.7	
62 Dibromomethane	93	6.392	6.392	0.000	96	155306	10.0	11.0	
64 Dichlorobromomethane	83	6.510	6.510	0.000	98	326380	10.0	10.6	
66 2-Chloroethyl vinyl ether	63	6.759	6.759	0.000	91	114622	10.0	9.55	
67 cis-1,3-Dichloropropene	75	6.902	6.902	0.000	94	331959	10.0	10.5	
68 4-Methyl-2-pentanone (MIBK	43	7.032	7.032	0.000	97	372902	20.0	23.4	
69 Toluene	91	7.198	7.198	0.000	98	1174831	10.0	11.4	
70 trans-1,3-Dichloropropene	75	7.388	7.388	0.000	94	274968	10.0	10.8	
73 Tetrachloroethene	164	7.696	7.696	0.000	95	217223	10.0	10.5	
75 1,3-Dichloropropane	76	7.720	7.720	0.000	91	419533	10.0	12.1	
76 2-Hexanone	43	7.779	7.779	0.000	98	254320	20.0	26.8	
78 Chlorodibromomethane	129	7.933	7.933	0.000	91	229556	10.0	12.8	
79 Ethylene Dibromide	107	8.052	8.052	0.000	100	202970	10.0	11.6	
81 Chlorobenzene	112	8.491	8.491	0.000	93	741077	10.0	11.1	
82 1,1,1,2-Tetrachloroethane	131	8.562	8.562	0.000	92	239907	10.0	11.4	
83 Ethylbenzene	106	8.586	8.586	0.000	99	389292	10.0	11.7	
84 m-Xylene & p-Xylene	106	8.692	8.692	0.000	99	480348	10.0	11.5	
85 o-Xylene	106	9.072	9.072	0.000	95	450432	10.0	11.8	
86 Styrene	104	9.084	9.084	0.000	91	804207	10.0	12.1	
87 Bromoform	173	9.285	9.285	0.000	96	119620	10.0	12.0	
89 Isopropylbenzene	105	9.416	9.416	0.000	96	1135127	10.0	11.1	
91 1,1,2,2-Tetrachloroethane	83	9.712	9.712	0.000	95	283221	10.0	12.1	
92 Bromobenzene	156	9.736	9.736	0.000	97	292295	10.0	9.84	
94 1,2,3-Trichloropropane	110	9.760	9.760	0.000	89	93412	10.0	11.7	
95 N-Propylbenzene	120	9.819	9.819	0.000	99	315608	10.0	10.2	
96 2-Chlorotoluene	126	9.914	9.914	0.000	95	274961	10.0	9.98	
98 4-Chlorotoluene	126	10.020	10.021	-0.001	98	308396	10.0	10.4	
99 tert-Butylbenzene	119	10.305	10.305	0.000	92	784226	10.0	9.74	
101 1,2,4-Trimethylbenzene	105	10.352	10.353	-0.001	95	1089459	10.0	9.69	
102 sec-Butylbenzene	105	10.518	10.519	-0.001	95	1142887	10.0	9.82	
103 1,3-Dichlorobenzene	146	10.649	10.649	0.000	97	580266	10.0	9.69	
104 4-Isopropyltoluene	119	10.661	10.661	0.000	97	998587	10.0	10.2	
105 1,4-Dichlorobenzene	146	10.732	10.732	0.000	92	612471	10.0	9.60	
106 1,2,3-Trimethylbenzene	105		10.779					ND	
108 n-Butylbenzene	91	11.064	11.064	0.000	98	761134	10.0	9.15	
109 1,2-Dichlorobenzene	146	11.111	11.112	-0.001	96	564582	10.0	9.89	
111 1,2-Dibromo-3-Chloropropan	157	11.894	11.894	0.000	78	34020	10.0	10.8	
113 1,2,4-Trichlorobenzene	180	12.712	12.712	0.000	94	218954	10.0	7.43	
114 Hexachlorobutadiene	225	12.878	12.878	0.000	95	129003	10.0	7.30	
115 Naphthalene	128	12.985	12.985	0.000	99	469937	10.0	7.44	
116 1,2,3-Trichlorobenzene	180	13.246	13.246	0.000	97	256143	10.0	8.86	
S 130 Xylenes, Total	106				0		20.0	23.3	

Reagents:

VMFASPW_00330	Amount Added:	8.00	Units: uL	
VMFASGW_00341	Amount Added:	8.00	Units: uL	
VMFASAW_00310	Amount Added:	8.00	Units: uL	
vm50ss_stk_00082	Amount Added:	1.00	Units: uL	Run Reagent
VM50IS_00079	Amount Added:	1.00	Units: uL	Run Reagent
vm40ml_vials_00014	Amount Added:	0.00	Units:	Run Reagent
vmDist_H2o_00162	Amount Added:	0.00	Units:	Run Reagent

Report Date: 01-Jan-2020 09:17:02 Chrom Revision: 2.3 15-Dec-2019 06:20:02

Eurofins TestAmerica, Canton

Data File: \\chromna\Canton\ChromData\A3UX17\20191231-94687.b\UXR3245.D

Injection Date:	31-Dec-2019 21:47:30	Instrument ID:	A3UX17	Operator ID:	001644
Lims ID:	240-124062-B-7 MS			Worklist Smp#:	28
Client ID:					
Purge Vol:	5.000 mL	Dil. Factor:	1250.0000	ALS Bottle#:	27
Method:	8260_17	Limit Group:	MSV 8260B ICAL		

Column: DB-624 (0.18 mm)

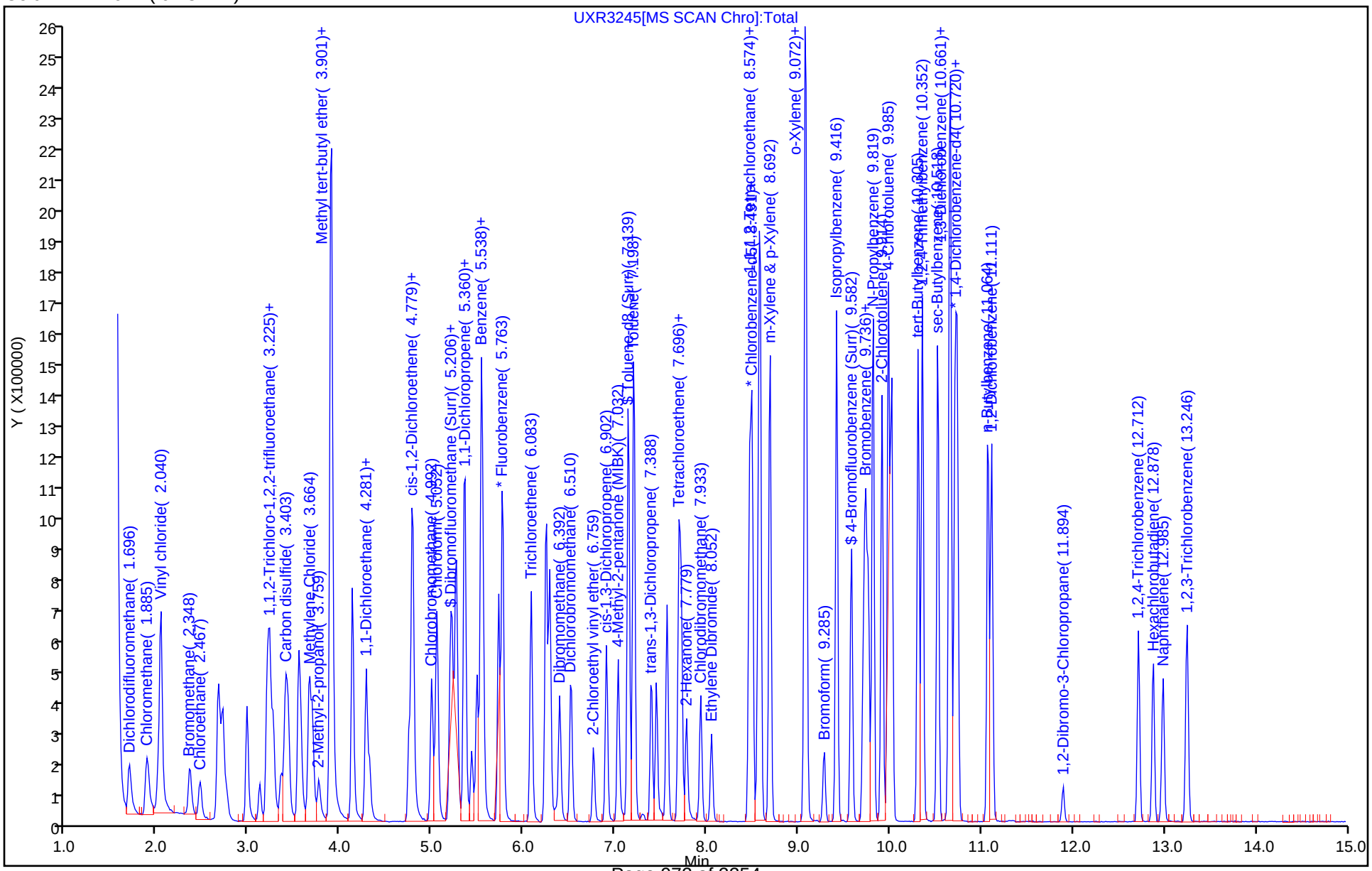

Eurofins TestAmerica, Canton
Recovery Report

Data File: \\chromna\Canton\ChromData\A3UX17\20191231-94687.b\UXR3245.D
Lims ID: 240-124062-B-7 MS
Client ID:
Sample Type: MS
Inject. Date: 31-Dec-2019 21:47:30 ALS Bottle#: 27 Worklist Smp#: 28
Purge Vol: 5.000 mL Dil. Factor: 1250.0000
Sample Info: 240-0094687-028
Operator ID: 001644 Instrument ID: A3UX17

Method: \\chromna\Canton\ChromData\A3UX17\20191231-94687.b\8260_17.m
Limit Group: MSV 8260B ICAL
Last Update: 01-Jan-2020 09:16:14 Calib Date: 11-Jun-2019 23:10:30
Integrator: RTE ID Type: Deconvolution ID
Quant Method: Internal Standard Quant By: Initial Calibration
Last ICal File: \\chromna\Canton\ChromData\A3UX17\20190611-88015.b\UXR8424.D

Column 1 : DB-624 (0.18 mm) Det: MS SCAN
Process Host: CTX0305

First Level Reviewer: bosworthh Date: 01-Jan-2020 09:12:43

Compound	Amount Added	Amount Recovered	% Rec.
$ 4 Dibromofluoromethane (Surr)	10.0	10.5	104.73
$ 5 1,2-Dichloroethane-d4 (Surr)	10.0	10.2	102.29
$ 6 Toluene-d8 (Surr)	10.0	11.4	114.02
$ 7 4-Bromofluorobenzene (Surr)	10.0	11.2	111.53

FORM I
GC/MS VOA ORGANICS ANALYSIS DATA SHEET

Lab Name: Eurofins TestAmerica, Canton Job No.: 240-124062-1

SDG No.:

Client Sample ID: Lab Sample ID: 240-124077-C-5-B MS

Matrix: Solid Lab File ID: UX88072.D

Analysis Method: 8260B Date Collected:

Sample wt/vol: 5.09(g) Date Analyzed: 12/28/2019 12:43

Soil Aliquot Vol: Dilution Factor: 1

Soil Extract Vol.: GC Column: DB-624 ID: 0.18(mm)

% Moisture: 10.9 Level: (low/med) Low

Analysis Batch No.: 417546 Units: ug/Kg

CAS NO.	COMPOUND NAME	RESULT	Q	RL	MDL
75-34-3	1,1-Dichloroethane	22.9		5.5	0.76
107-06-2	1,2-Dichloroethane	19.0		5.5	0.85
95-63-6	1,2,4-Trimethylbenzene	33.8		5.5	1.1
71-43-2	Benzene	19.3		5.5	0.77
100-41-4	Ethylbenzene	20.2		5.5	1.2
106-93-4	1,2-Dibromoethane	19.0		5.5	0.85
1634-04-4	Methyl tert-butyl ether	27.9		5.5	0.90
179601-23-1	m-Xylene & p-Xylene	20.0		11	0.86
95-47-6	o-Xylene	21.8		5.5	0.95
108-88-3	Toluene	28.5		5.5	0.85
91-20-3	Naphthalene	5.82		5.5	3.0
1330-20-7	Xylenes, Total	41.8		11	1.7

CAS NO.	SURROGATE	%REC	Q	LIMITS
17060-07-0	1,2-Dichloroethane-d4 (Surr)	86		59-120
460-00-4	4-Bromofluorobenzene (Surr)	62	*	51-127
2037-26-5	Toluene-d8 (Surr)	127	X *	64-124
1868-53-7	Dibromofluoromethane (Surr)	82		56-122

Eurofins TestAmerica, Canton
Target Compound Quantitation Report

Data File: \\chromna\Canton\ChromData\A3UX8\20191228-94619.b\UX88072.D
Lims ID: 240-124077-C-5-B MS
Client ID:
Sample Type: MS
Inject. Date: 28-Dec-2019 12:43:30 ALS Bottle#: 18 Worklist Smp#: 20
Purge Vol: 5.000 mL Dil. Factor: 1.0000
Sample Info: 240-0094619-020
Operator ID: 402279 Instrument ID: A3UX8

Method: \\chromna\Canton\ChromData\A3UX8\20191228-94619.b\8260_8.m
Limit Group: MSV 8260B ICAL
Last Update: 30-Dec-2019 06:52:47 Calib Date: 04-Nov-2019 05:00:30
Integrator: RTE ID Type: Deconvolution ID
Quant Method: Internal Standard Quant By: Initial Calibration
Last ICal File: \\chromna\Canton\ChromData\A3UX8\20191104-92755.b\UX87328.D

Column 1 : DB-624 (0.18 mm) Det: MS SCAN
Process Host: CTX0320

First Level Reviewer: latat Date: 29-Dec-2019 02:01:46

Compound	Sig	RT (min.)	Exp RT (min.)	Dlt RT (min.)	Q	Response	Cal Amt ug/l	OnCol Amt ug/l	Flags
* 1 Fluorobenzene	96	5.086	5.077	0.009	100	494362	50.0	50.0	
* 2 Chlorobenzene-d5	117	7.594	7.597	-0.003	97	166147	50.0	50.0	s
* 3 1,4-Dichlorobenzene-d4	152	9.783	9.786	-0.003	96	34003	50.0	50.0	s
$ 4 Dibromofluoromethane (Surr	113	4.553	4.556	-0.003	94	97748	50.0	41.2	
$ 5 1,2-Dichloroethane-d4 (Sur	65	4.814	4.817	-0.003	95	105000	50.0	43.0	
$ 6 Toluene-d8 (Surr)	98	6.340	6.343	-0.003	94	318469	50.0	63.6	
$ 7 4-Bromofluorobenzene (Surr	95	8.671	8.674	-0.003	85	49833	50.0	31.0	
32 Methyl tert-butyl ether	73	3.465	3.468	-0.003	95	142467	25.0	25.3	
34 1,1-Dichloroethane	63	3.772	3.775	-0.003	97	114783	25.0	20.8	
53 1,2-Dichloroethane	62	4.873	4.876	-0.003	54	59143	25.0	17.2	
54 Benzene	78	4.873	4.876	-0.003	98	217117	25.0	17.5	
70 Toluene	91	6.399	6.402	-0.003	98	154008	25.0	25.8	
80 Ethylene Dibromide	107	7.192	7.183	0.009	99	13290	25.0	17.3	a
84 Ethylbenzene	106	7.713	7.716	-0.003	98	36620	25.0	18.3	
85 m-Xylene & p-Xylene	106	7.819	7.822	-0.003	98	46063	25.0	18.2	
86 o-Xylene	106	8.186	8.189	-0.003	98	47922	25.0	19.8	
102 1,2,4-Trimethylbenzene	105	9.440	9.443	-0.003	96	67627	25.0	30.7	
115 Naphthalene	128	12.008	12.011	-0.003	88	6901	25.0	5.28	
S 128 Xylenes, Total	106				0		50.0	37.9	

QC Flag Legend

Processing Flags
s - Failed ISTD Recovery Test
Review Flags
a - User Assigned ID

Reagents:

VMFASPW_00330	Amount Added:	2.50	Units: uL	
VMFASAW_00310	Amount Added:	2.50	Units: uL	
VMFASGW_00340	Amount Added:	2.50	Units: uL	
vm40ml_vials_00014	Amount Added:	0.00	Units:	Run Reagent
VMUX8SS_00032	Amount Added:	1.15	Units: uL	Run Reagent
vmDist_H2o_00161	Amount Added:	0.00	Units:	Run Reagent
VM568718_00017	Amount Added:	1.00	Units: uL	Run Reagent

Report Date: 30-Dec-2019 06:54:14 Chrom Revision: 2.3 15-Dec-2019 06:20:02

Eurofins TestAmerica, Canton

Data File: \\chromna\Canton\ChromData\A3UX8\20191228-94619.b\UX88072.D

Injection Date:	28-Dec-2019 12:43:30	Instrument ID:	A3UX8	Operator ID:	402279
Lims ID:	240-124077-C-5-B MS			Worklist Smp#:	20
Client ID:					
Purge Vol:	5.000 mL	Dil. Factor:	1.0000	ALS Bottle#:	18
Method:	8260_8	Limit Group:	MSV 8260B ICAL		

Column: DB-624 (0.18 mm)

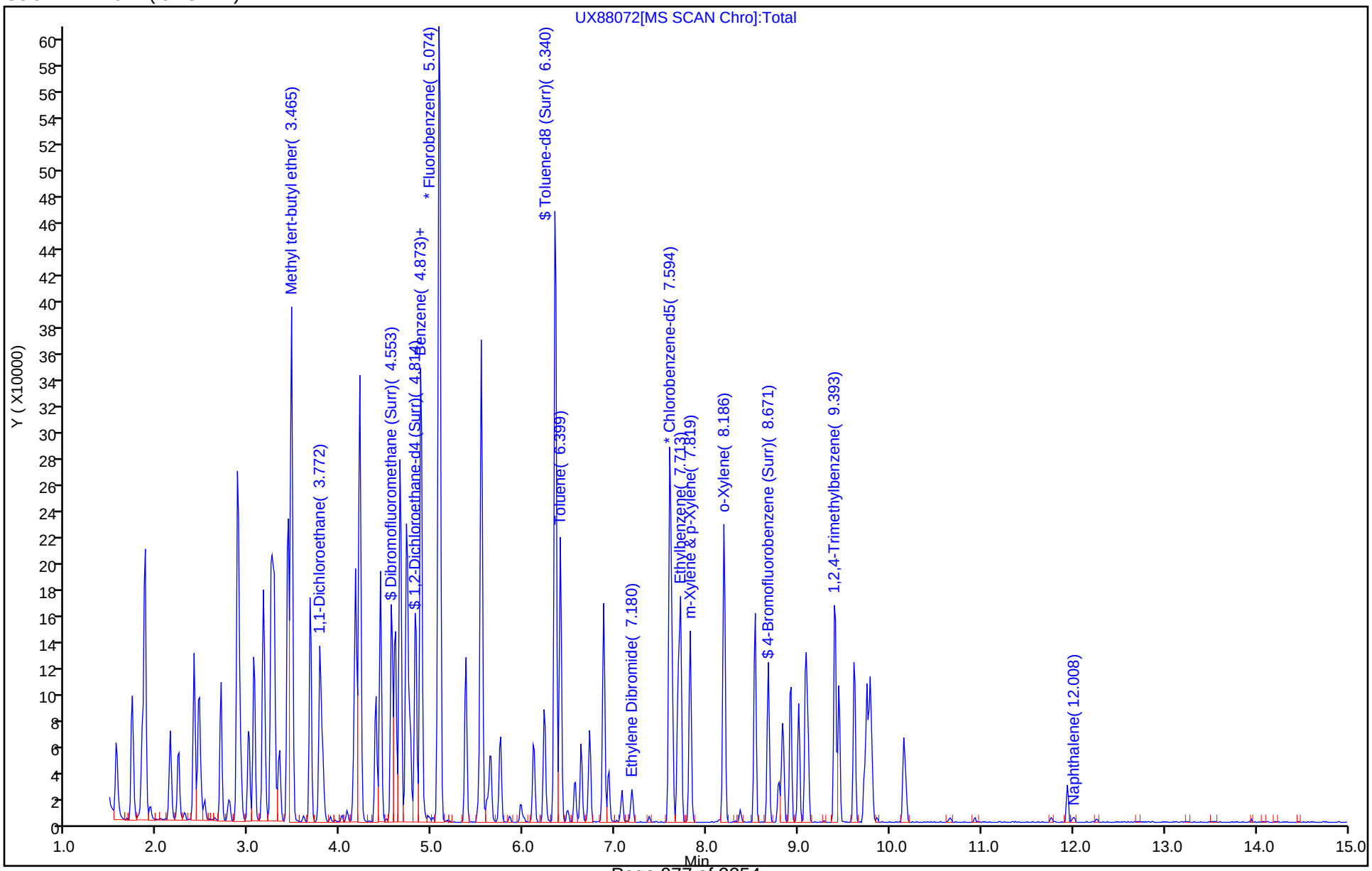

Eurofins TestAmerica, Canton
Recovery Report

Data File: \\chromna\Canton\ChromData\A3UX8\20191228-94619.b\UX88072.D
Lims ID: 240-124077-C-5-B MS
Client ID:
Sample Type: MS
Inject. Date: 28-Dec-2019 12:43:30 ALS Bottle#: 18 Worklist Smp#: 20
Purge Vol: 5.000 mL Dil. Factor: 1.0000
Sample Info: 240-0094619-020
Operator ID: 402279 Instrument ID: A3UX8

Method: \\chromna\Canton\ChromData\A3UX8\20191228-94619.b\8260_8.m
Limit Group: MSV 8260B ICAL
Last Update: 30-Dec-2019 06:52:47 Calib Date: 04-Nov-2019 05:00:30
Integrator: RTE ID Type: Deconvolution ID
Quant Method: Internal Standard Quant By: Initial Calibration
Last ICal File: \\chromna\Canton\ChromData\A3UX8\20191104-92755.b\UX87328.D

Column 1 : DB-624 (0.18 mm) Det: MS SCAN
Process Host: CTX0320

First Level Reviewer: latat Date: 29-Dec-2019 02:01:46

Compound	Amount Added	Amount Recovered	% Rec.
$ 4 Dibromofluoromethane (Surr)	50.0	41.2	82.36
$ 5 1,2-Dichloroethane-d4 (Surr)	50.0	43.0	85.99
$ 6 Toluene-d8 (Surr)	50.0	63.6	127.21
$ 7 4-Bromofluorobenzene (Surr)	50.0	31.0	61.91

Manual Integration/User Assign Peak Report

Eurofins TestAmerica, Canton

Data File: \\chromna\Canton\ChromData\A3UX8\20191228-94619.b\UX88072.D
Injection Date: 28-Dec-2019 12:43:30 Instrument ID: A3UX8
Lims ID: 240-124077-C-5-B MS
Client ID:
Operator ID: 402279 ALS Bottle#: 18 Worklist Smp#: 20
Purge Vol: 5.000 mL Dil. Factor: 1.0000
Method: 8260_8 Limit Group: MSV 8260B ICAL
Column: DB-624 (0.18 mm) Detector MS SCAN

80 Ethylene Dibromide, CAS: 106-93-4

Signal: 1

Not Detected
Expected RT: 7.18

Processing Integration Results

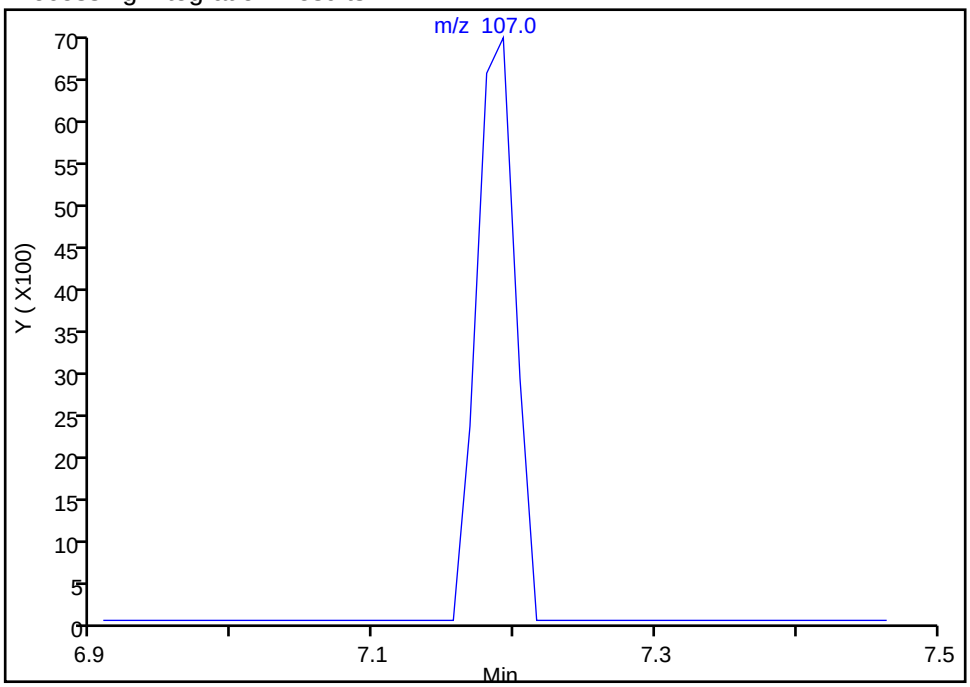

Manual Integration Results

RT: 7.19
Area: 13290
Amount: 17.251093
Amount Units: ug/l

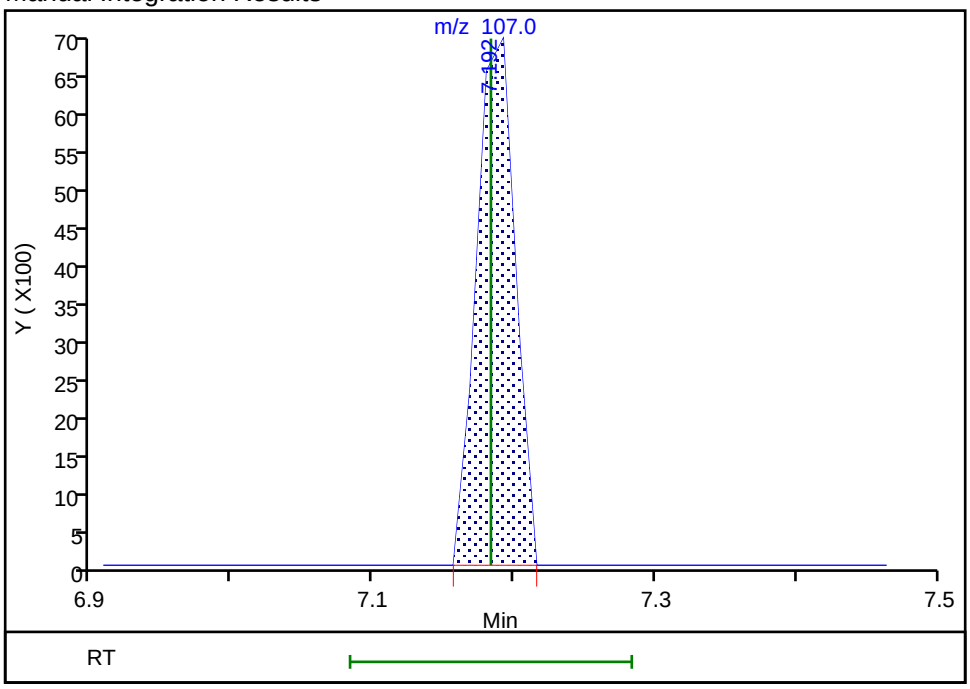

Reviewer: latat, 29-Dec-2019 02:01:38
Audit Action: Assigned Compound ID Audit Reason: Peak assignment corrected

FORM I
GC/MS VOA ORGANICS ANALYSIS DATA SHEET

Lab Name: Eurofins TestAmerica, Canton Job No.: 240-124062-1

SDG No.:

Client Sample ID: Lab Sample ID: 240-124181-E-19 MS

Matrix: Water Lab File ID: UXR3215.D

Analysis Method: 8260B Date Collected:

Sample wt/vol: 5(mL) Date Analyzed: 12/30/2019 20:07

Soil Aliquot Vol: Dilution Factor: 1

Soil Extract Vol.: GC Column: DB-624 ID: 0.18(mm)

% Moisture: Level: (low/med) Low

Analysis Batch No.: 417660 Units: ug/L

CAS NO.	COMPOUND NAME	RESULT	Q	RL	MDL
630-20-6	1,1,1,2-Tetrachloroethane	10.7		1.0	0.14
563-58-6	1,1-Dichloropropene	9.80		1.0	0.14
75-34-3	1,1-Dichloroethane	10.2		1.0	0.17
87-61-6	1,2,3-Trichlorobenzene	8.75		1.0	0.54
96-18-4	1,2,3-Trichloropropane	10.7		1.0	0.24
107-06-2	1,2-Dichloroethane	9.43		1.0	0.21
75-35-4	1,1-Dichloroethene	9.35		1.0	0.19
78-87-5	1,2-Dichloropropane	10.7		1.0	0.15
95-63-6	1,2,4-Trimethylbenzene	9.17		1.0	0.070
79-34-5	1,1,2,2-Tetrachloroethane	10.7		1.0	0.13
71-43-2	Benzene	9.69		1.0	0.13
75-25-2	Bromoform	10.7		1.0	0.76
74-83-9	Bromomethane	7.62		1.0	0.42
56-23-5	Carbon tetrachloride	10.4		1.0	0.26
71-55-6	1,1,1-Trichloroethane	9.38		1.0	0.24
108-90-7	Chlorobenzene	10.6		1.0	0.14
142-28-9	1,3-Dichloropropane	11.2		1.0	0.21
75-00-3	Chloroethane	7.65		1.0	0.83
67-66-3	Chloroform	9.38		1.0	0.13
74-87-3	Chloromethane	9.24		1.0	0.20
156-59-2	cis-1,2-Dichloroethene	9.74		1.0	0.16
10061-01-5	cis-1,3-Dichloropropene	8.59		1.0	0.61
75-27-4	Bromodichloromethane	9.58		1.0	0.17
75-71-8	Dichlorodifluoromethane	8.09		1.0	0.35
120-82-1	1,2,4-Trichlorobenzene	7.58		1.0	0.26
100-41-4	Ethylbenzene	10.8		1.0	0.11
106-93-4	1,2-Dibromoethane	10.9		1.0	0.12
594-20-7	2,2-Dichloropropane	8.03		1.0	0.31
95-50-1	1,2-Dichlorobenzene	9.43		1.0	0.15
541-73-1	1,3-Dichlorobenzene	9.20		1.0	0.15
106-46-7	1,4-Dichlorobenzene	9.20		1.0	0.16
98-82-8	Isopropylbenzene	10.4		1.0	0.090
95-49-8	2-Chlorotoluene	9.60		1.0	0.15
108-86-1	Bromobenzene	9.17		1.0	0.12
74-97-5	Bromochloromethane	10.0		1.0	0.14
75-09-2	Methylene Chloride	9.85		5.0	2.6

FORM I
GC/MS VOA ORGANICS ANALYSIS DATA SHEET

Lab Name: Eurofins TestAmerica, Canton Job No.: 240-124062-1

SDG No.:

Client Sample ID: Lab Sample ID: 240-124181-E-19 MS

Matrix: Water Lab File ID: UXR3215.D

Analysis Method: 8260B Date Collected:

Sample wt/vol: 5(mL) Date Analyzed: 12/30/2019 20:07

Soil Aliquot Vol: Dilution Factor: 1

Soil Extract Vol.: GC Column: DB-624 ID: 0.18(mm)

% Moisture: Level: (low/med) Low

Analysis Batch No.: 417660 Units: ug/L

CAS NO.	COMPOUND NAME	RESULT	Q	RL	MDL
106-43-4	4-Chlorotoluene	10.2		1.0	0.090
99-87-6	4-Isopropyltoluene	9.62		1.0	0.13
100-42-5	Styrene	11.1		1.0	0.10
179601-23-1	m-Xylene & p-Xylene	10.9		2.0	0.080
95-47-6	o-Xylene	10.8		1.0	0.090
87-68-3	Hexachlorobutadiene	6.48		1.0	0.83
127-18-4	Tetrachloroethene	9.81		1.0	0.15
74-95-3	Dibromomethane	9.81		1.0	0.090
108-88-3	Toluene	10.9		1.0	0.14
91-20-3	Naphthalene	6.64		1.0	0.32
156-60-5	trans-1,2-Dichloroethene	10.1		1.0	0.19
104-51-8	n-Butylbenzene	8.49		1.0	0.14
10061-02-6	trans-1,3-Dichloropropene	9.97		1.0	0.67
103-65-1	N-Propylbenzene	9.69		1.0	0.15
79-01-6	Trichloroethene	19.9		1.0	0.10
135-98-8	sec-Butylbenzene	9.26		1.0	0.13
75-69-4	Trichlorofluoromethane	8.42		1.0	0.45
98-06-6	tert-Butylbenzene	9.14		1.0	0.14
75-01-4	Vinyl chloride	9.31		1.0	0.20
1330-20-7	Xylenes, Total	21.7		2.0	0.15
124-48-1	Chlorodibromomethane	11.6		1.0	0.39

CAS NO.	SURROGATE	%REC	Q	LIMITS
17060-07-0	1,2-Dichloroethane-d4 (Surr)	88		75-130
460-00-4	4-Bromofluorobenzene (Surr)	100		47-134
2037-26-5	Toluene-d8 (Surr)	104		69-122
1868-53-7	Dibromofluoromethane (Surr)	95		78-129

Eurofins TestAmerica, Canton
Target Compound Quantitation Report

Data File: \\chromna\Canton\ChromData\A3UX17\20191230-94649.b\UXR3215.D
Lims ID: 240-124181-E-19 MS
Client ID: OBG-21D (20191218)
Sample Type: MS
Inject. Date: 30-Dec-2019 20:07:30 ALS Bottle#: 28 Worklist Smp#: 26
Purge Vol: 5.000 mL Dil. Factor: 1.0000
Sample Info: 240-0094649-026
Operator ID: 001644 Instrument ID: A3UX17

Method: \\chromna\Canton\ChromData\A3UX17\20191230-94649.b\8260_17.m
Limit Group: MSV 8260B ICAL
Last Update: 31-Dec-2019 10:45:43 Calib Date: 11-Jun-2019 23:10:30
Integrator: RTE ID Type: Deconvolution ID
Quant Method: Internal Standard Quant By: Initial Calibration
Last ICal File: \\chromna\Canton\ChromData\A3UX17\20190611-88015.b\UXR8424.D

Column 1 : DB-624 (0.18 mm) Det: MS SCAN
Process Host: CTX0317

	Compound	Sig	RT (min.)	Exp RT (min.)	Dlt RT (min.)	Q	Response	Cal Amt ug/l	OnCol Amt ug/l	Flags
*	1 Fluorobenzene	96	5.775	5.775	0.000	99	1080839	10.0	10.0	
*	2 Chlorobenzene-d5	117	8.467	8.467	0.000	87	693128	10.0	10.0	
*	3 1,4-Dichlorobenzene-d4	152	10.708	10.708	0.000	95	415037	10.0	10.0	
$	4 Dibromofluoromethane (Surr	113	5.194	5.194	0.000	92	240202	10.0	9.49	
$	5 1,2-Dichloroethane-d4 (Sur	65	5.490	5.490	0.000	99	318666	10.0	8.79	
$	6 Toluene-d8 (Surr)	98	7.139	7.139	0.000	93	938207	10.0	10.4	
$	7 4-Bromofluorobenzene (Surr	95	9.582	9.582	0.000	88	333672	10.0	10.0	
	9 Dichlorodifluoromethane	85	1.696	1.696	0.000	99	305458	10.0	8.09	
	10 Chloromethane	50	1.885	1.885	0.000	99	402377	10.0	9.24	
	11 Vinyl chloride	62	2.016	2.016	0.000	97	344230	10.0	9.31	
	12 Bromomethane	94	2.360	2.348	0.012	92	159239	10.0	7.62	
	13 Chloroethane	64	2.467	2.467	0.000	99	162654	10.0	7.65	
	15 Trichlorofluoromethane	101	2.716	2.716	0.000	98	427268	10.0	8.42	
	19 1,1-Dichloroethene	96	3.214	3.202	0.012	94	248073	10.0	9.35	
	27 Methylene Chloride	84	3.664	3.652	0.012	98	277766	10.0	9.85	
	31 trans-1,2-Dichloroethene	96	3.901	3.901	0.000	95	280033	10.0	10.1	
	33 1,1-Dichloroethane	63	4.281	4.281	0.000	97	530871	10.0	10.2	
	38 2,2-Dichloropropane	97	4.779	4.779	0.000	50	43368	10.0	8.03	
	39 cis-1,2-Dichloroethene	96	4.791	4.791	0.000	84	297578	10.0	9.74	
	44 Chlorobromomethane	128	4.992	4.992	0.000	94	131278	10.0	10.0	
	46 Chloroform	83	5.052	5.052	0.000	93	480730	10.0	9.38	
	47 1,1,1-Trichloroethane	97	5.218	5.218	0.000	96	351794	10.0	9.38	
	49 1,1-Dichloropropene	75	5.348	5.348	0.000	95	367485	10.0	9.80	
	50 Carbon tetrachloride	117	5.360	5.360	0.000	90	343992	10.0	10.4	
	52 Benzene	78	5.538	5.538	0.000	97	1142389	10.0	9.69	
	53 1,2-Dichloroethane	62	5.550	5.550	0.000	97	414572	10.0	9.43	
	57 Trichloroethene	130	6.083	6.083	0.000	97	572541	10.0	19.9	
	60 1,2-Dichloropropane	63	6.285	6.285	0.000	97	311754	10.0	10.7	
	62 Dibromomethane	93	6.392	6.392	0.000	96	150789	10.0	9.81	
	64 Dichlorobromomethane	83	6.522	6.510	0.012	99	321450	10.0	9.58	
	67 cis-1,3-Dichloropropene	75	6.902	6.902	0.000	94	295116	10.0	8.59	
	69 Toluene	91	7.198	7.198	0.000	98	1196134	10.0	10.9	
	70 trans-1,3-Dichloropropene	75	7.388	7.388	0.000	94	268720	10.0	9.97	

Compound	Sig	RT (min.)	Exp RT (min.)	Dlt RT (min.)	Q	Response	Cal Amt ug/l	OnCol Amt ug/l	Flags
72 1,1,2-Trichloroethane	97	7.566	7.566	0.000	94	235081	10.0	11.6	
73 Tetrachloroethene	164	7.696	7.696	0.000	95	214365	10.0	9.81	
75 1,3-Dichloropropane	76	7.720	7.720	0.000	93	412508	10.0	11.2	
78 Chlorodibromomethane	129	7.933	7.933	0.000	91	221230	10.0	11.6	
79 Ethylene Dibromide	107	8.052	8.052	0.000	98	201557	10.0	10.9	
81 Chlorobenzene	112	8.491	8.491	0.000	93	748024	10.0	10.6	
82 1,1,1,2-Tetrachloroethane	131	8.562	8.562	0.000	92	240401	10.0	10.7	
83 Ethylbenzene	106	8.586	8.586	0.000	99	381279	10.0	10.8	
84 m-Xylene & p-Xylene	106	8.692	8.692	0.000	100	482465	10.0	10.9	
85 o-Xylene	106	9.072	9.072	0.000	97	437207	10.0	10.8	
86 Styrene	104	9.084	9.084	0.000	93	781917	10.0	11.1	
87 Bromoform	173	9.285	9.285	0.000	96	112680	10.0	10.7	
89 Isopropylbenzene	105	9.416	9.416	0.000	96	1122697	10.0	10.4	
91 1,1,2,2-Tetrachloroethane	83	9.712	9.712	0.000	95	257098	10.0	10.7	
92 Bromobenzene	156	9.736	9.736	0.000	97	281632	10.0	9.17	
94 1,2,3-Trichloropropane	110	9.760	9.760	0.000	83	88783	10.0	10.7	
95 N-Propylbenzene	120	9.819	9.819	0.000	99	310847	10.0	9.69	
96 2-Chlorotoluene	126	9.914	9.914	0.000	95	273551	10.0	9.60	
97 1,3,5-Trimethylbenzene	105	9.985	9.985	0.000	93	1009056	10.0	9.07	
98 4-Chlorotoluene	126	10.020	10.020	0.000	98	311090	10.0	10.2	
99 tert-Butylbenzene	119	10.305	10.305	0.000	93	761665	10.0	9.14	
101 1,2,4-Trimethylbenzene	105	10.352	10.352	0.000	95	1063770	10.0	9.17	
102 sec-Butylbenzene	105	10.518	10.518	0.000	95	1115202	10.0	9.26	
103 1,3-Dichlorobenzene	146	10.649	10.649	0.000	96	569970	10.0	9.20	
104 4-Isopropyltoluene	119	10.661	10.661	0.000	97	975517	10.0	9.62	
105 1,4-Dichlorobenzene	146	10.732	10.732	0.000	93	606767	10.0	9.20	
108 n-Butylbenzene	91	11.064	11.064	0.000	98	730114	10.0	8.49	
109 1,2-Dichlorobenzene	146	11.111	11.111	0.000	96	556893	10.0	9.43	
113 1,2,4-Trichlorobenzene	180	12.712	12.712	0.000	92	230857	10.0	7.58	
114 Hexachlorobutadiene	225	12.878	12.878	0.000	96	118322	10.0	6.48	
115 Naphthalene	128	12.985	12.985	0.000	100	426851	10.0	6.64	
116 1,2,3-Trichlorobenzene	180	13.246	13.246	0.000	97	261511	10.0	8.75	

Reagents:

VMFASPW_00330	Amount Added:	8.00	Units: uL	
VMFASGW_00341	Amount Added:	8.00	Units: uL	
VMFASAW_00310	Amount Added:	8.00	Units: uL	
vm50ss_stk_00082	Amount Added:	1.00	Units: uL	Run Reagent
VM50IS_00079	Amount Added:	1.00	Units: uL	Run Reagent
vm40ml_vials_00014	Amount Added:	0.00	Units:	Run Reagent
vmDist_H2o_00162	Amount Added:	0.00	Units:	Run Reagent

Report Date: 31-Dec-2019 10:48:29 Chrom Revision: 2.3 15-Dec-2019 06:20:02

Eurofins TestAmerica, Canton

Data File: \\chromna\Canton\ChromData\A3UX17\20191230-94649.b\UXR3215.D

Injection Date:	30-Dec-2019 20:07:30	Instrument ID:	A3UX17	Operator ID:	001644
Lims ID:	240-124181-E-19 MS			Worklist Smp#:	26
Client ID:	OBG-21D (20191218)				
Purge Vol:	5.000 mL	Dil. Factor:	1.0000	ALS Bottle#:	28
Method:	8260_17	Limit Group:	MSV 8260B ICAL		

Column: DB-624 (0.18 mm)

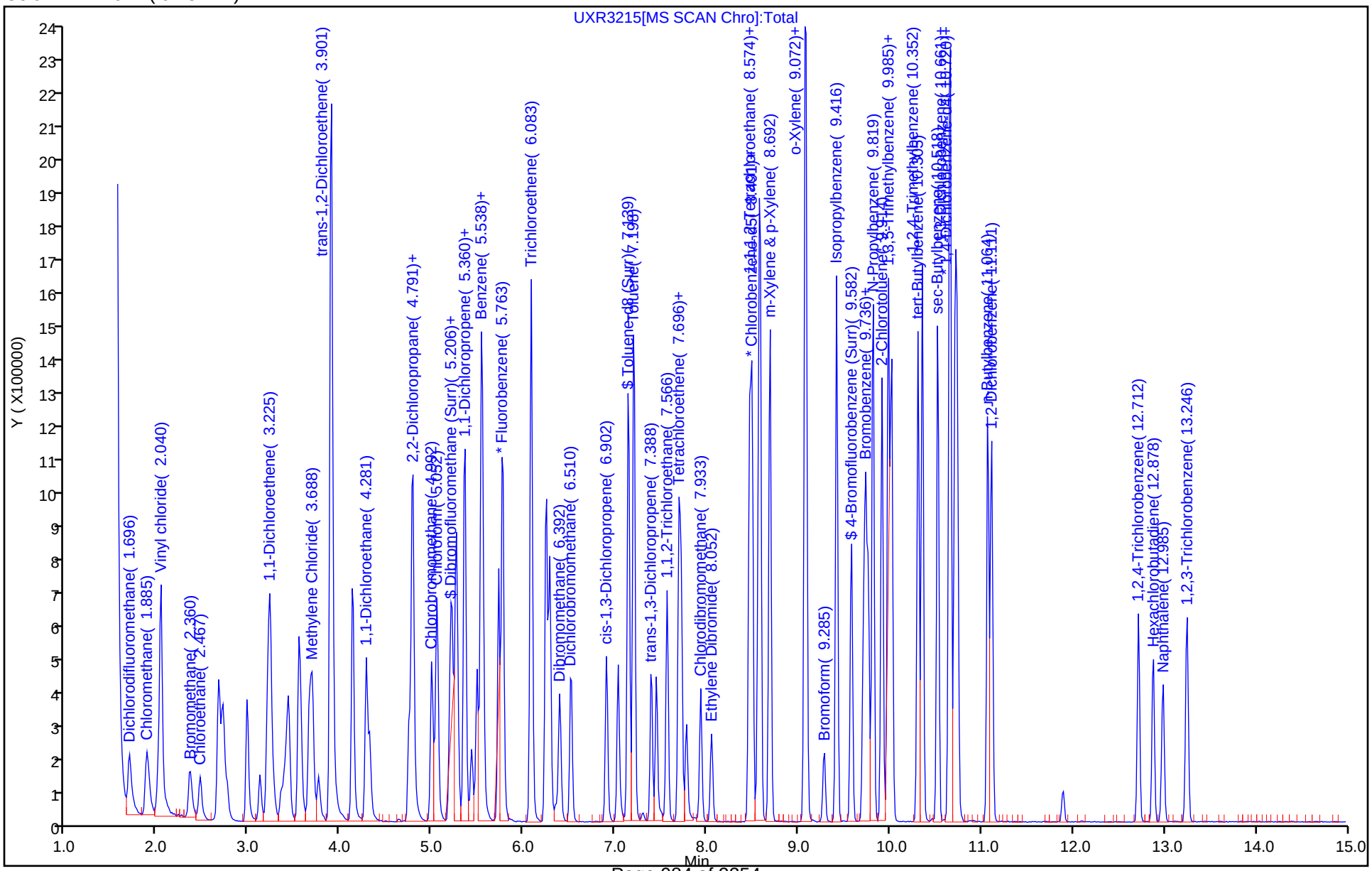

Eurofins TestAmerica, Canton
Recovery Report

Data File: \\chromna\Canton\ChromData\A3UX17\20191230-94649.b\UXR3215.D
Lims ID: 240-124181-E-19 MS
Client ID: OBG-21D (20191218)
Sample Type: MS
Inject. Date: 30-Dec-2019 20:07:30 ALS Bottle#: 28 Worklist Smp#: 26
Purge Vol: 5.000 mL Dil. Factor: 1.0000
Sample Info: 240-0094649-026
Operator ID: 001644 Instrument ID: A3UX17

Method: \\chromna\Canton\ChromData\A3UX17\20191230-94649.b\8260_17.m
Limit Group: MSV 8260B ICAL
Last Update: 31-Dec-2019 10:45:43 Calib Date: 11-Jun-2019 23:10:30
Integrator: RTE ID Type: Deconvolution ID
Quant Method: Internal Standard Quant By: Initial Calibration
Last ICal File: \\chromna\Canton\ChromData\A3UX17\20190611-88015.b\UXR8424.D

Column 1 : DB-624 (0.18 mm) Det: MS SCAN
Process Host: CTX0317

Compound	Amount Added	Amount Recovered	% Rec.
$ 4 Dibromofluoromethane (Surr)	10.0	9.49	94.90
$ 5 1,2-Dichloroethane-d4 (Surr)	10.0	8.79	87.89
$ 6 Toluene-d8 (Surr)	10.0	10.4	104.45
$ 7 4-Bromofluorobenzene (Surr)	10.0	10.0	100.30

FORM I
GC/MS VOA ORGANICS ANALYSIS DATA SHEET

Lab Name: Eurofins TestAmerica, Canton Job No.: 240-124062-1

SDG No.:

Client Sample ID: E-SB-DUP-01 MSD Lab Sample ID: 240-124062-3 MSD

Matrix: Solid Lab File ID: UX88102.D

Analysis Method: 8260B Date Collected: 12/17/2019 00:00

Sample wt/vol: 5.09(g) Date Analyzed: 12/29/2019 08:18

Soil Aliquot Vol: Dilution Factor: 1

Soil Extract Vol.: GC Column: DB-624 ID: 0.18(mm)

% Moisture: 15.0 Level: (low/med) Low

Analysis Batch No.: 417563 Units: ug/Kg

CAS NO.	COMPOUND NAME	RESULT	Q	RL	MDL
630-20-6	1,1,1,2-Tetrachloroethane	18.1		5.8	3.4
563-58-6	1,1-Dichloropropene	18.4		5.8	1.1
75-34-3	1,1-Dichloroethane	21.0		5.8	0.80
87-61-6	1,2,3-Trichlorobenzene	6.89		5.8	0.66
96-18-4	1,2,3-Trichloropropane	21.1		5.8	1.8
107-06-2	1,2-Dichloroethane	20.5		5.8	0.89
75-35-4	1,1-Dichloroethene	22.4		5.8	1.0
526-73-8	1,2,3-Trimethylbenzene	2.1	U	5.8	2.1
78-87-5	1,2-Dichloropropane	19.7		5.8	0.98
95-63-6	1,2,4-Trimethylbenzene	14.6		5.8	1.2
591-78-6	2-Hexanone	27.9		23	4.7
79-34-5	1,1,2,2-Tetrachloroethane	18.6		5.8	1.7
67-64-1	Acetone	111		29	24
71-43-2	Benzene	19.6		5.8	0.81
75-25-2	Bromoform	15.0		5.8	2.8
74-83-9	Bromomethane	15.9		5.8	1.1
75-15-0	Carbon disulfide	18.8		5.8	1.3
56-23-5	Carbon tetrachloride	19.0		5.8	3.8
71-55-6	1,1,1-Trichloroethane	20.5		5.8	0.95
108-90-7	Chlorobenzene	17.1		5.8	1.1
142-28-9	1,3-Dichloropropane	20.8		5.8	1.1
75-00-3	Chloroethane	22.3		5.8	1.4
96-12-8	1,2-Dibromo-3-Chloropropane	12.6		12	4.2
67-66-3	Chloroform	20.1		5.8	0.91
74-87-3	Chloromethane	18.8		5.8	1.2
156-59-2	cis-1,2-Dichloroethene	20.5		5.8	0.75
10061-01-5	cis-1,3-Dichloropropene	14.0		5.8	1.7
75-27-4	Bromodichloromethane	19.5		5.8	0.78
76-13-1	1,1,2-Trichloro-1,2,2-trifluoroethane	19.5		5.8	1.5
75-71-8	Dichlorodifluoromethane	15.6		5.8	1.1
120-82-1	1,2,4-Trichlorobenzene	6.94		5.8	0.66
100-41-4	Ethylbenzene	18.0		5.8	1.2
106-93-4	1,2-Dibromoethane	19.4		5.8	0.89
594-20-7	2,2-Dichloropropane	18.8		5.8	1.4
95-50-1	1,2-Dichlorobenzene	12.3		5.8	1.3

FORM I
GC/MS VOA ORGANICS ANALYSIS DATA SHEET

Lab Name: Eurofins TestAmerica, Canton Job No.: 240-124062-1

SDG No.:

Client Sample ID: E-SB-DUP-01 MSD Lab Sample ID: 240-124062-3 MSD

Matrix: Solid Lab File ID: UX88102.D

Analysis Method: 8260B Date Collected: 12/17/2019 00:00

Sample wt/vol: 5.09(g) Date Analyzed: 12/29/2019 08:18

Soil Aliquot Vol: Dilution Factor: 1

Soil Extract Vol.: GC Column: DB-624 ID: 0.18(mm)

% Moisture: 15.0 Level: (low/med) Low

Analysis Batch No.: 417563 Units: ug/Kg

CAS NO.	COMPOUND NAME	RESULT	Q	RL	MDL
541-73-1	1,3-Dichlorobenzene	12.4		5.8	0.94
106-46-7	1,4-Dichlorobenzene	13.0		5.8	1.0
110-75-8	2-Chloroethyl vinyl ether	13.6	J	58	10
98-82-8	Isopropylbenzene	15.9		5.8	0.96
95-49-8	2-Chlorotoluene	14.5		5.8	1.1
78-93-3	2-Butanone (MEK)	34.8		23	4.1
108-10-1	4-Methyl-2-pentanone (MIBK)	36.4		23	4.3
108-86-1	Bromobenzene	14.6		5.8	1.4
1634-04-4	Methyl tert-butyl ether	20.7		5.8	0.95
74-97-5	Bromochloromethane	20.5		5.8	0.69
75-09-2	Methylene Chloride	21.5	J	29	14
106-43-4	4-Chlorotoluene	14.4		5.8	1.0
99-87-6	p-Isopropyltoluene	12.9		5.8	3.4
100-42-5	Styrene	15.8		5.8	1.3
179601-23-1	m-Xylene & p-Xylene	16.7		12	0.91
95-47-6	o-Xylene	16.9		5.8	1.0
87-68-3	Hexachlorobutadiene	10.2		5.8	4.3
127-18-4	Tetrachloroethene	16.7		5.8	0.84
74-95-3	Dibromomethane	22.0		5.8	0.77
108-88-3	Toluene	19.2		5.8	0.89
108-20-3	Diisopropyl ether	0.88	U	12	0.88
91-20-3	Naphthalene	6.35		5.8	3.1
156-60-5	trans-1,2-Dichloroethene	20.7		5.8	0.54
104-51-8	n-Butylbenzene	11.2		5.8	4.0
10061-02-6	trans-1,3-Dichloropropene	14.1		5.8	1.2
103-65-1	N-Propylbenzene	14.8		5.8	0.85
79-01-6	Trichloroethene	18.3		5.8	0.73
135-98-8	sec-Butylbenzene	13.4		5.8	1.0
75-69-4	Trichlorofluoromethane	20.7		5.8	1.2
994-05-8	Tert-amyl methyl ether	2.6	U	5.8	2.6
637-92-3	Ethyl tert-butyl ether	2.6	U	5.8	2.6
98-06-6	tert-Butylbenzene	13.9		5.8	1.0
75-01-4	Vinyl chloride	19.5		5.8	0.97
108-05-4	Vinyl acetate	2.5	U	12	2.5
75-65-0	tert-Butyl alcohol	207	J	230	19
1330-20-7	Xylenes, Total	33.6		12	1.8

FORM I
GC/MS VOA ORGANICS ANALYSIS DATA SHEET

Lab Name: Eurofins TestAmerica, Canton Job No.: 240-124062-1

SDG No.:

Client Sample ID: E-SB-DUP-01 MSD Lab Sample ID: 240-124062-3 MSD

Matrix: Solid Lab File ID: UX88102.D

Analysis Method: 8260B Date Collected: 12/17/2019 00:00

Sample wt/vol: 5.09(g) Date Analyzed: 12/29/2019 08:18

Soil Aliquot Vol: Dilution Factor: 1

Soil Extract Vol.: GC Column: DB-624 ID: 0.18(mm)

% Moisture: 15.0 Level: (low/med) Low

Analysis Batch No.: 417563 Units: ug/Kg

CAS NO.	COMPOUND NAME	RESULT	Q	RL	MDL
124-48-1	Dibromochloromethane	17.9		5.8	3.2

CAS NO.	SURROGATE	%REC	Q	LIMITS
17060-07-0	1,2-Dichloroethane-d4 (Surr)	89		59-120
460-00-4	4-Bromofluorobenzene (Surr)	99		51-127
2037-26-5	Toluene-d8 (Surr)	88		64-124
1868-53-7	Dibromofluoromethane (Surr)	83		56-122

Eurofins TestAmerica, Canton
Target Compound Quantitation Report

Data File: \\chromna\Canton\ChromData\A3UX8\20191229-94625.b\UX88102.D
Lims ID: 240-124062-B-3-D MSD
Client ID:
Sample Type: MSD
Inject. Date: 29-Dec-2019 08:18:30 ALS Bottle#: 15 Worklist Smp#: 17
Purge Vol: 5.000 mL Dil. Factor: 1.0000
Sample Info: 240-0094625-017
Operator ID: 402279 Instrument ID: A3UX8

Method: \\chromna\Canton\ChromData\A3UX8\20191229-94625.b\8260_8.m
Limit Group: MSV 8260B ICAL
Last Update: 31-Dec-2019 10:49:30 Calib Date: 04-Nov-2019 05:00:30
Integrator: RTE ID Type: Deconvolution ID
Quant Method: Internal Standard Quant By: Initial Calibration
Last ICal File: \\chromna\Canton\ChromData\A3UX8\20191104-92755.b\UX87328.D

Column 1 : DB-624 (0.18 mm) Det: MS SCAN
Process Host: CTX0339

First Level Reviewer: latat Date: 30-Dec-2019 05:12:19

Compound	Sig	RT (min.)	Exp RT (min.)	Dlt RT (min.)	Q	Response	Cal Amt ug/l	OnCol Amt ug/l	Flags
* 1 Fluorobenzene	96	5.087	5.085	0.002	100	765046	50.0	50.0	
* 2 Chlorobenzene-d5	117	7.596	7.594	0.002	98	486872	50.0	50.0	
* 3 1,4-Dichlorobenzene-d4	152	9.785	9.783	0.002	98	254802	50.0	50.0	
$ 4 Dibromofluoromethane (Surr	113	4.555	4.553	0.002	94	152201	50.0	41.4	
$ 5 1,2-Dichloroethane-d4 (Sur	65	4.815	4.825	-0.010	94	168092	50.0	44.5	
$ 6 Toluene-d8 (Surr)	98	6.342	6.351	-0.009	94	644046	50.0	43.9	
$ 7 4-Bromofluorobenzene (Surr	95	8.673	8.671	0.002	86	229752	50.0	49.6	
9 Dichlorodifluoromethane	85	1.549	1.559	-0.010	100	74317	25.0	13.5	
10 Chloromethane	50	1.727	1.725	0.002	99	107255	25.0	16.3	
11 Vinyl chloride	62	1.845	1.843	0.002	98	81017	25.0	16.9	
13 Bromomethane	94	2.141	2.139	0.002	91	37551	25.0	13.7	
14 Chloroethane	64	2.236	2.234	0.002	98	52740	25.0	19.3	
16 Trichlorofluoromethane	101	2.460	2.458	0.002	100	102706	25.0	17.9	
19 1,1-Dichloroethene	96	2.875	2.873	0.003	98	79410	25.0	19.4	
20 1,1,2-Trichloro-1,2,2-trif	151	2.886	2.884	0.002	95	57937	25.0	16.9	
21 Acetone	43	2.910	2.920	-0.010	98	91672	50.0	96.4	
24 Carbon disulfide	76	3.052	3.062	-0.010	100	199131	25.0	16.3	
28 Methylene Chloride	84	3.241	3.251	-0.010	98	83920	25.0	18.6	
29 2-Methyl-2-propanol	59	3.336	3.334	0.002	90	41701	250.0	178.8	
31 trans-1,2-Dichloroethene	96	3.466	3.464	0.002	97	83796	25.0	17.9	
32 Methyl tert-butyl ether	73	3.466	3.476	-0.010	96	155791	25.0	17.9	
34 1,1-Dichloroethane	63	3.774	3.772	0.002	97	155264	25.0	18.1	
35 Vinyl acetate	43	3.809	3.807	0.002	30	2534	25.0	0.3769	
36 Isopropyl ether	87		3.822					ND	
38 Tert-butyl ethyl ether	59		4.094					ND	
39 cis-1,2-Dichloroethene	96	4.212	4.210	0.002	86	87883	25.0	17.7	
40 2-Butanone (MEK)	43	4.212	4.210	0.002	47	46914	50.0	30.1	a
41 2,2-Dichloropropane	77	4.212	4.221	-0.009	82	88181	25.0	16.3	
45 Chlorobromomethane	128	4.389	4.387	0.002	92	34294	25.0	17.7	
47 Chloroform	83	4.436	4.434	0.002	96	133200	25.0	17.4	
48 1,1,1-Trichloroethane	97	4.602	4.600	0.002	96	110551	25.0	17.7	
50 1,1-Dichloropropene	75	4.720	4.718	0.002	90	103770	25.0	15.9	

Compound	Sig	RT (min.)	Exp RT (min.)	Dlt RT (min.)	Q	Response	Cal Amt ug/l	OnCol Amt ug/l	Flags
51 Carbon tetrachloride	117	4.732	4.730	0.002	98	89089	25.0	16.4	
53 1,2-Dichloroethane	62	4.874	4.872	0.002	56	94479	25.0	17.8	
54 Benzene	78	4.874	4.884	-0.010	98	325627	25.0	17.0	
55 Tert-amyl methyl ether	73		4.946					ND	
58 Trichloroethene	130	5.371	5.369	0.002	97	75854	25.0	15.8	
61 1,2-Dichloropropane	63	5.537	5.547	-0.010	93	73157	25.0	17.0	
63 Dibromomethane	93	5.632	5.630	0.002	97	33018	25.0	19.1	
65 Dichlorobromomethane	83	5.750	5.748	0.002	99	74575	25.0	16.9	
67 2-Chloroethyl vinyl ether	63	5.975	5.973	0.002	89	12618	25.0	11.7	
68 cis-1,3-Dichloropropene	75	6.105	6.115	-0.010	89	58942	25.0	12.1	
69 4-Methyl-2-pentanone (MIBK	43	6.223	6.221	0.002	99	92683	50.0	31.5	
70 Toluene	91	6.401	6.399	0.002	97	290841	25.0	16.6	
71 trans-1,3-Dichloropropene	75	6.555	6.564	-0.009	98	44396	25.0	12.2	
74 1,3-Dichloropropane	76	6.874	6.872	0.002	97	81835	25.0	18.0	
75 Tetrachloroethene	164	6.874	6.884	-0.010	95	50118	25.0	14.4	
76 2-Hexanone	43	6.921	6.931	-0.010	98	43071	50.0	24.1	
78 Chlorodibromomethane	129	7.075	7.073	0.002	91	35036	25.0	15.5	
80 Ethylene Dibromide	107	7.182	7.191	-0.009	96	37851	25.0	16.8	
82 Chlorobenzene	112	7.619	7.617	0.002	96	160493	25.0	14.8	
83 1,1,1,2-Tetrachloroethane	131	7.690	7.688	0.002	92	50872	25.0	15.7	
84 Ethylbenzene	106	7.714	7.712	0.002	98	91242	25.0	15.5	
85 m-Xylene & p-Xylene	106	7.821	7.819	0.002	99	107346	25.0	14.4	
86 o-Xylene	106	8.187	8.185	0.002	97	103654	25.0	14.6	
87 Styrene	104	8.187	8.197	-0.010	93	147862	25.0	13.7	
88 Bromoform	173	8.365	8.375	-0.010	96	15354	25.0	13.0	
89 Isopropylbenzene	105	8.531	8.529	0.002	96	262809	25.0	13.7	
92 1,1,2,2-Tetrachloroethane	83	8.779	8.789	-0.010	95	45894	25.0	16.1	
93 Bromobenzene	156	8.826	8.824	0.002	98	55242	25.0	12.7	
94 1,2,3-Trichloropropane	110	8.838	8.836	0.002	87	16395	25.0	18.2	
96 N-Propylbenzene	120	8.921	8.919	0.002	99	70250	25.0	12.8	
97 2-Chlorotoluene	126	9.004	9.002	0.002	96	57065	25.0	12.5	
99 4-Chlorotoluene	126	9.110	9.108	0.002	98	58336	25.0	12.4	
100 tert-Butylbenzene	119	9.394	9.404	-0.010	94	180001	25.0	12.1	
102 1,2,4-Trimethylbenzene	105	9.442	9.440	0.002	95	209172	25.0	12.7	
103 sec-Butylbenzene	105	9.607	9.617	-0.010	94	257181	25.0	11.6	
104 1,3-Dichlorobenzene	146	9.726	9.724	0.002	98	100961	25.0	10.7	
105 4-Isopropyltoluene	119	9.749	9.747	0.002	97	203115	25.0	11.2	
106 1,4-Dichlorobenzene	146	9.809	9.807	0.002	96	103211	25.0	11.2	
107 1,2,3-Trimethylbenzene	105		9.856					ND	
109 n-Butylbenzene	91	10.152	10.150	0.002	98	162353	25.0	9.73	
110 1,2-Dichlorobenzene	146	10.175	10.173	0.002	97	90123	25.0	10.7	
111 1,2-Dibromo-3-Chloropropan	157	10.933	10.931	0.002	69	4018	25.0	10.9	
113 1,2,4-Trichlorobenzene	180	11.761	11.759	0.002	95	30573	25.0	6.00	
114 Hexachlorobutadiene	225	11.938	11.936	0.002	97	22769	25.0	8.82	
115 Naphthalene	128	12.009	12.007	0.002	97	53813	25.0	5.49	
116 1,2,3-Trichlorobenzene	180	12.258	12.256	0.002	94	27754	25.0	5.96	
S 128 Xylenes, Total	106				0		50.0	29.0	

QC Flag Legend

Review Flags

a - User Assigned ID

Reagents:

VMFASPW_00330	Amount Added:	2.50	Units: uL	
VMFASAW_00310	Amount Added:	2.50	Units: uL	
VMFASGW_00340	Amount Added:	2.50	Units: uL	
vm40ml_vials_00014	Amount Added:	0.00	Units:	Run Reagent
VMUX8SS_00032	Amount Added:	1.15	Units: uL	Run Reagent
vmDist_H2o_00161	Amount Added:	0.00	Units:	Run Reagent
VM568718_00017	Amount Added:	1.00	Units: uL	Run Reagent

Report Date: 31-Dec-2019 10:49:54 Chrom Revision: 2.3 15-Dec-2019 06:20:02

Eurofins TestAmerica, Canton

Data File: \\chromna\Canton\ChromData\A3UX8\20191229-94625.b\UX88102.D

Injection Date:	29-Dec-2019 08:18:30	Instrument ID:	A3UX8	Operator ID:	402279
Lims ID:	240-124062-B-3-D MSD			Worklist Smp#:	17
Client ID:					
Purge Vol:	5.000 mL	Dil. Factor:	1.0000	ALS Bottle#:	15
Method:	8260_8	Limit Group:	MSV 8260B ICAL		

Column: DB-624 (0.18 mm)

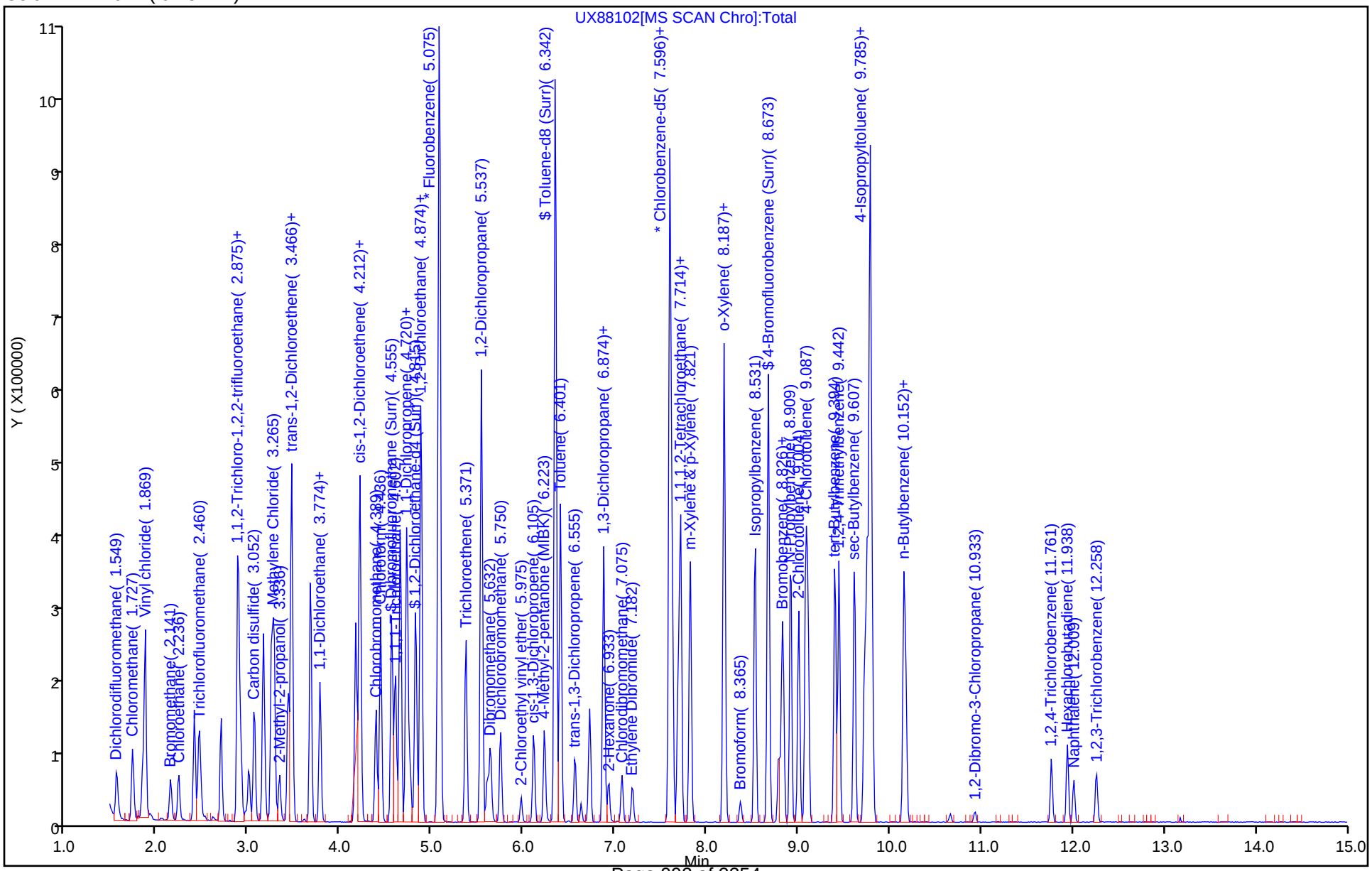

Eurofins TestAmerica, Canton
Recovery Report

Data File: \\chromna\Canton\ChromData\A3UX8\20191229-94625.b\UX88102.D
Lims ID: 240-124062-B-3-D MSD
Client ID:
Sample Type: MSD
Inject. Date: 29-Dec-2019 08:18:30 ALS Bottle#: 15 Worklist Smp#: 17
Purge Vol: 5.000 mL Dil. Factor: 1.0000
Sample Info: 240-0094625-017
Operator ID: 402279 Instrument ID: A3UX8

Method: \\chromna\Canton\ChromData\A3UX8\20191229-94625.b\8260_8.m
Limit Group: MSV 8260B ICAL
Last Update: 31-Dec-2019 10:49:30 Calib Date: 04-Nov-2019 05:00:30
Integrator: RTE ID Type: Deconvolution ID
Quant Method: Internal Standard Quant By: Initial Calibration
Last ICal File: \\chromna\Canton\ChromData\A3UX8\20191104-92755.b\UX87328.D

Column 1 : DB-624 (0.18 mm) Det: MS SCAN
Process Host: CTX0339

First Level Reviewer: latat Date: 30-Dec-2019 05:12:19

Compound	Amount Added	Amount Recovered	% Rec.
$ 4 Dibromofluoromethane (Surr)	50.0	41.4	82.87
$ 5 1,2-Dichloroethane-d4 (Surr)	50.0	44.5	89.02
$ 6 Toluene-d8 (Surr)	50.0	43.9	87.79
$ 7 4-Bromofluorobenzene (Surr)	50.0	49.6	99.14

Manual Integration/User Assign Peak Report

Eurofins TestAmerica, Canton

Data File: \\chromna\Canton\ChromData\A3UX8\20191229-94625.b\UX88102.D
Injection Date: 29-Dec-2019 08:18:30 Instrument ID: A3UX8
Lims ID: 240-124062-B-3-D MSD
Client ID:
Operator ID: 402279 ALS Bottle#: 15 Worklist Smp#: 17
Purge Vol: 5.000 mL Dil. Factor: 1.0000
Method: 8260_8 Limit Group: MSV 8260B ICAL
Column: DB-624 (0.18 mm) Detector MS SCAN

40 2-Butanone (MEK), CAS: 78-93-3

Signal: 1

Not Detected
Expected RT: 4.21

Processing Integration Results

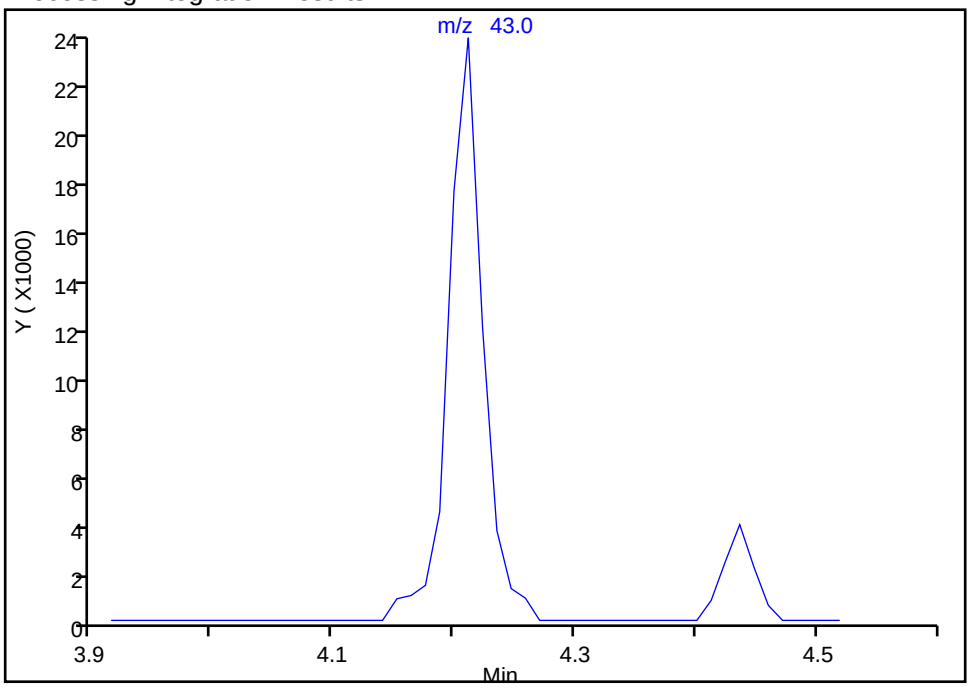

Manual Integration Results

RT: 4.21
Area: 46914
Amount: 30.135232
Amount Units: ug/l

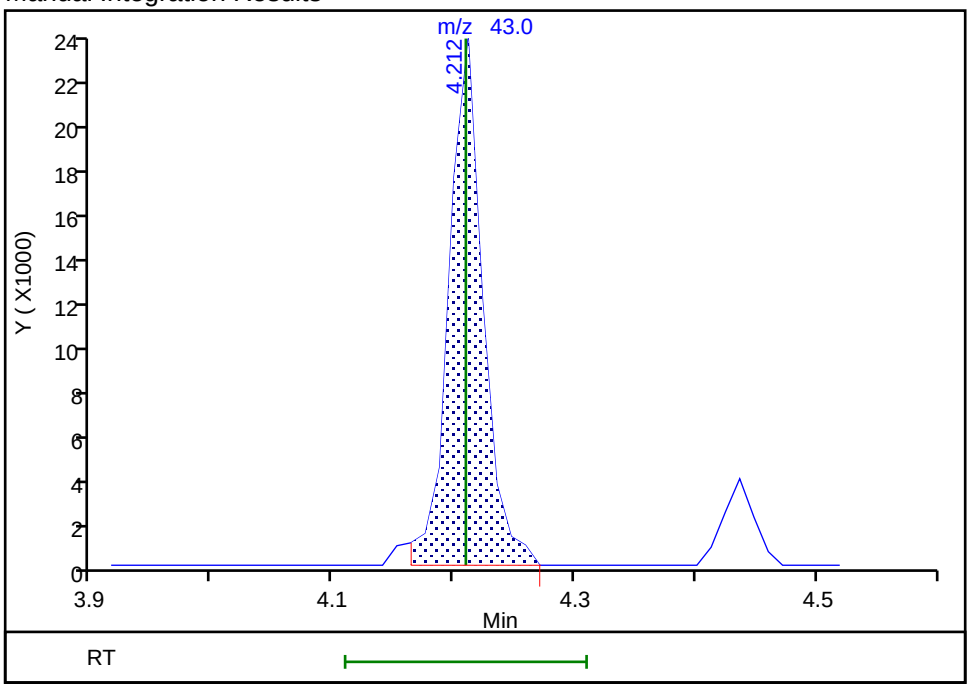

Reviewer: latat, 30-Dec-2019 05:11:40
Audit Action: Assigned Compound ID Audit Reason: Peak assignment corrected

FORM I
GC/MS VOA ORGANICS ANALYSIS DATA SHEET

Lab Name: Eurofins TestAmerica, Canton Job No.: 240-124062-1

SDG No.:

Client Sample ID: WC-W-PILES-121719 MSD Lab Sample ID: 240-124062-7 MSD

Matrix: Water Lab File ID: UXR3246.D

Analysis Method: 8260B Date Collected: 12/17/2019 11:45

Sample wt/vol: 5(mL) Date Analyzed: 12/31/2019 22:11

Soil Aliquot Vol: Dilution Factor: 1250

Soil Extract Vol.: GC Column: DB-624 ID: 0.18(mm)

% Moisture: Level: (low/med) Low

Analysis Batch No.: 417817 Units: ug/L

CAS NO.	COMPOUND NAME	RESULT	Q	RL	MDL
630-20-6	1,1,1,2-Tetrachloroethane	14300		1300	180
563-58-6	1,1-Dichloropropene	12800		1300	180
75-34-3	1,1-Dichloroethane	13600		1300	210
87-61-6	1,2,3-Trichlorobenzene	11700		1300	680
96-18-4	1,2,3-Trichloropropane	14900		1300	300
107-06-2	1,2-Dichloroethane	12700		1300	260
75-35-4	1,1-Dichloroethene	11900		1300	240
526-73-8	1,2,3-Trimethylbenzene	180	U	6300	180
78-87-5	1,2-Dichloropropane	14400		1300	190
95-63-6	1,2,4-Trimethylbenzene	12100		1300	88
591-78-6	2-Hexanone	33200		13000	680
79-34-5	1,1,2,2-Tetrachloroethane	15100		1300	160
67-64-1	Acetone	97500		13000	6800
71-43-2	Benzene	12900		1300	160
75-25-2	Bromoform	14100		1300	950
74-83-9	Bromomethane	10000		1300	530
75-15-0	Carbon disulfide	12300		1300	350
56-23-5	Carbon tetrachloride	14100		1300	330
71-55-6	1,1,1-Trichloroethane	12500		1300	300
108-90-7	Chlorobenzene	13600		1300	180
142-28-9	1,3-Dichloropropane	14700		1300	260
75-00-3	Chloroethane	10500		1300	1000
96-12-8	1,2-Dibromo-3-Chloropropane	13300		2500	1100
67-66-3	Chloroform	12200		1300	160
74-87-3	Chloromethane	12500		1300	250
156-59-2	cis-1,2-Dichloroethene	12600		1300	200
10061-01-5	cis-1,3-Dichloropropene	13400		1300	760
75-27-4	Bromodichloromethane	13300		1300	210
76-13-1	1,1,2-Trichlorotrifluoroethane	11300		1300	510
75-71-8	Dichlorodifluoromethane	10300		1300	440
120-82-1	1,2,4-Trichlorobenzene	10200		1300	330
100-41-4	Ethylbenzene	13600		1300	140
106-93-4	1,2-Dibromoethane	14600		1300	150
594-20-7	2,2-Dichloropropane	11700		1300	390
95-50-1	1,2-Dichlorobenzene	12500		1300	190
541-73-1	1,3-Dichlorobenzene	12400		1300	190

FORM I
GC/MS VOA ORGANICS ANALYSIS DATA SHEET

Lab Name: Eurofins TestAmerica, Canton Job No.: 240-124062-1

SDG No.:

Client Sample ID: WC-W-PILES-121719 MSD Lab Sample ID: 240-124062-7 MSD

Matrix: Water Lab File ID: UXR3246.D

Analysis Method: 8260B Date Collected: 12/17/2019 11:45

Sample wt/vol: 5(mL) Date Analyzed: 12/31/2019 22:11

Soil Aliquot Vol: Dilution Factor: 1250

Soil Extract Vol.: GC Column: DB-624 ID: 0.18(mm)

% Moisture: Level: (low/med) Low

Analysis Batch No.: 417817 Units: ug/L

CAS NO.	COMPOUND NAME	RESULT	Q	RL	MDL
106-46-7	1,4-Dichlorobenzene	12000		1300	200
110-75-8	2-Chloroethyl vinyl ether	11800	J	13000	330
98-82-8	Isopropylbenzene	13500		1300	110
95-49-8	2-Chlorotoluene	12700		1300	190
78-93-3	2-Butanone (MEK)	28400		13000	1500
108-10-1	4-Methyl-2-pentanone (MIBK)	28700		13000	530
108-86-1	Bromobenzene	12500		1300	150
1634-04-4	Methyl tert-butyl ether	13400		1300	88
74-97-5	Bromochloromethane	13300		1300	180
75-09-2	Methylene Chloride	13100		6300	3300
106-43-4	4-Chlorotoluene	13300		1300	110
99-87-6	4-Isopropyltoluene	12800		1300	160
100-42-5	Styrene	14900		1300	130
179601-23-1	m-Xylene & p-Xylene	14400		2500	100
95-47-6	o-Xylene	14700		1300	110
87-68-3	Hexachlorobutadiene	8720		1300	1000
127-18-4	Tetrachloroethene	12700		1300	190
74-95-3	Dibromomethane	13400		1300	110
108-88-3	Toluene	14100		1300	180
108-20-3	Diisopropyl ether	210	U	13000	210
91-20-3	Naphthalene	9940		1300	400
156-60-5	trans-1,2-Dichloroethene	13400		1300	240
104-51-8	n-Butylbenzene	11300		1300	180
10061-02-6	trans-1,3-Dichloropropene	13900		1300	840
103-65-1	N-Propylbenzene	12800		1300	190
79-01-6	Trichloroethene	12300		1300	130
135-98-8	sec-Butylbenzene	12200		1300	160
75-69-4	Trichlorofluoromethane	11600		1300	560
994-05-8	Tert-amyl methyl ether	140	U	6300	140
637-92-3	Ethyl tert-butyl ether	190	U	6300	190
98-06-6	tert-Butylbenzene	12300		1300	180
75-01-4	Vinyl chloride	12100		1300	250
108-05-4	Vinyl acetate	9690		2500	240
75-65-0	tert-Butyl alcohol	144000		50000	2100
1330-20-7	Xylenes, Total	29100		2500	190
124-48-1	Chlorodibromomethane	15600		1300	490

FORM I
GC/MS VOA ORGANICS ANALYSIS DATA SHEET

Lab Name: Eurofins TestAmerica, Canton Job No.: 240-124062-1

SDG No.:

Client Sample ID: WC-W-PILES-121719 MSD Lab Sample ID: 240-124062-7 MSD

Matrix: Water Lab File ID: UXR3246.D

Analysis Method: 8260B Date Collected: 12/17/2019 11:45

Sample wt/vol: 5(mL) Date Analyzed: 12/31/2019 22:11

Soil Aliquot Vol: Dilution Factor: 1250

Soil Extract Vol.: GC Column: DB-624 ID: 0.18(mm)

% Moisture: Level: (low/med) Low

Analysis Batch No.: 417817 Units: ug/L

CAS NO.	SURROGATE	%REC	Q	LIMITS
17060-07-0	1,2-Dichloroethane-d4 (Surr)	99		75-130
460-00-4	4-Bromofluorobenzene (Surr)	108		47-134
2037-26-5	Toluene-d8 (Surr)	111		69-122
1868-53-7	Dibromofluoromethane (Surr)	99		78-129

Eurofins TestAmerica, Canton
Target Compound Quantitation Report

Data File: \\chromna\Canton\ChromData\A3UX17\20191231-94687.b\UXR3246.D
Lims ID: 240-124062-B-7 MSD
Client ID:
Sample Type: MSD
Inject. Date: 31-Dec-2019 22:11:30 ALS Bottle#: 28 Worklist Smp#: 29
Purge Vol: 5.000 mL Dil. Factor: 1250.0000
Sample Info: 240-0094687-029
Operator ID: 001644 Instrument ID: A3UX17

Method: \\chromna\Canton\ChromData\A3UX17\20191231-94687.b\8260_17.m
Limit Group: MSV 8260B ICAL
Last Update: 01-Jan-2020 09:17:15 Calib Date: 11-Jun-2019 23:10:30
Integrator: RTE ID Type: Deconvolution ID
Quant Method: Internal Standard Quant By: Initial Calibration
Last ICal File: \\chromna\Canton\ChromData\A3UX17\20190611-88015.b\UXR8424.D

Column 1 : DB-624 (0.18 mm) Det: MS SCAN
Process Host: CTX0305

First Level Reviewer: bosworthh Date: 01-Jan-2020 09:14:02

Compound	Sig	RT (min.)	Exp RT (min.)	Dlt RT (min.)	Q	Response	Cal Amt ug/l	OnCol Amt ug/l	Flags
* 1 Fluorobenzene	96	5.775	5.775	0.000	98	1055108	10.0	10.0	
* 2 Chlorobenzene-d5	117	8.467	8.467	0.000	87	686231	10.0	10.0	
* 3 1,4-Dichlorobenzene-d4	152	10.708	10.708	0.000	95	412559	10.0	10.0	
$ 4 Dibromofluoromethane (Surr	113	5.194	5.194	0.000	92	245245	10.0	9.93	
$ 5 1,2-Dichloroethane-d4 (Sur	65	5.490	5.491	-0.001	98	351816	10.0	9.94	
$ 6 Toluene-d8 (Surr)	98	7.139	7.139	0.000	94	990869	10.0	11.1	
$ 7 4-Bromofluorobenzene (Surr	95	9.582	9.582	0.000	87	356028	10.0	10.8	
9 Dichlorodifluoromethane	85	1.696	1.696	0.000	99	303806	10.0	8.24	
10 Chloromethane	50	1.885	1.886	-0.001	99	426322	10.0	10.0	
11 Vinyl chloride	62	2.016	2.016	0.000	97	348622	10.0	9.66	
12 Bromomethane	94	2.360	2.348	0.012	92	163511	10.0	8.01	
13 Chloroethane	64	2.467	2.467	0.000	99	174773	10.0	8.42	
15 Trichlorofluoromethane	101	2.716	2.704	0.012	99	460079	10.0	9.29	
19 1,1-Dichloroethene	96	3.202	3.214	-0.012	93	246981	10.0	9.53	
20 1,1,2-Trichloro-1,2,2-trif	151	3.226	3.226	0.000	95	174752	10.0	9.08	
21 Acetone	43	3.261	3.273	-0.012	100	444446	20.0	78.0	
23 Carbon disulfide	76	3.427	3.427	0.000	100	713667	10.0	9.88	
27 Methylene Chloride	84	3.652	3.664	-0.012	98	287129	10.0	10.5	
28 2-Methyl-2-propanol	59	3.759	3.759	0.000	88	120505	100.0	115.3	
31 trans-1,2-Dichloroethene	96	3.901	3.902	-0.001	94	290808	10.0	10.7	
30 Methyl tert-butyl ether	73	3.901	3.902	-0.001	96	598009	10.0	10.7	
33 1,1-Dichloroethane	63	4.281	4.281	0.000	97	554437	10.0	10.9	
35 Isopropyl ether	87		4.316					ND	
34 Vinyl acetate	43	4.316	4.317	-0.001	98	299226	10.0	7.75	
37 Tert-butyl ethyl ether	59		4.637					ND	
38 2,2-Dichloropropane	97	4.791	4.779	0.012	53	49241	10.0	9.34	
39 cis-1,2-Dichloroethene	96	4.779	4.779	0.000	85	299694	10.0	10.0	
40 2-Butanone (MEK)	43	4.803	4.803	0.000	100	207947	20.0	22.7	
44 Chlorobromomethane	128	4.992	4.993	0.000	96	135690	10.0	10.6	
46 Chloroform	83	5.052	5.052	0.000	94	487865	10.0	9.76	
47 1,1,1-Trichloroethane	97	5.218	5.218	0.000	95	365703	10.0	10.0	
49 1,1-Dichloropropene	75	5.348	5.348	0.000	95	375323	10.0	10.3	

Compound	Sig	RT (min.)	Exp RT (min.)	Dlt RT (min.)	Q	Response	Cal Amt ug/l	OnCol Amt ug/l	Flags
50 Carbon tetrachloride	117	5.360	5.360	0.000	91	364098	10.0	11.3	
52 Benzene	78	5.538	5.538	0.000	96	1191792	10.0	10.4	
53 1,2-Dichloroethane	62	5.550	5.550	0.000	98	435706	10.0	10.2	
54 Tert-amyl methyl ether	73		5.609					ND	
57 Trichloroethene	130	6.083	6.083	0.000	98	277022	10.0	9.84	
60 1,2-Dichloropropane	63	6.285	6.285	0.000	96	329020	10.0	11.5	
62 Dibromomethane	93	6.392	6.392	0.000	95	160857	10.0	10.7	
64 Dichlorobromomethane	83	6.510	6.510	0.000	98	347730	10.0	10.6	
66 2-Chloroethyl vinyl ether	63	6.759	6.759	0.000	92	120749	10.0	9.46	
67 cis-1,3-Dichloropropene	75	6.902	6.902	0.000	94	358745	10.0	10.7	
68 4-Methyl-2-pentanone (MIBK	43	7.032	7.032	0.000	96	389697	20.0	23.0	
69 Toluene	91	7.198	7.198	0.000	98	1225744	10.0	11.3	
70 trans-1,3-Dichloropropene	75	7.388	7.388	0.000	94	296425	10.0	11.1	
73 Tetrachloroethene	164	7.696	7.696	0.000	95	220175	10.0	10.2	
75 1,3-Dichloropropane	76	7.720	7.720	0.000	92	428141	10.0	11.7	
76 2-Hexanone	43	7.779	7.779	0.000	98	263992	20.0	26.5	
78 Chlorodibromomethane	129	7.933	7.933	0.000	90	235102	10.0	12.5	
79 Ethylene Dibromide	107	8.052	8.052	0.000	99	213450	10.0	11.7	
81 Chlorobenzene	112	8.491	8.491	0.000	93	758157	10.0	10.9	
82 1,1,1,2-Tetrachloroethane	131	8.562	8.562	0.000	91	253739	10.0	11.5	
83 Ethylbenzene	106	8.586	8.586	0.000	99	381239	10.0	10.9	
84 m-Xylene & p-Xylene	106	8.692	8.692	0.000	100	503617	10.0	11.5	
85 o-Xylene	106	9.072	9.072	0.000	94	470407	10.0	11.7	
86 Styrene	104	9.084	9.084	0.000	94	829964	10.0	11.9	
87 Bromoform	173	9.285	9.285	0.000	95	117469	10.0	11.3	
89 Isopropylbenzene	105	9.416	9.416	0.000	96	1157099	10.0	10.8	
91 1,1,2,2-Tetrachloroethane	83	9.712	9.712	0.000	95	290639	10.0	12.1	
92 Bromobenzene	156	9.736	9.736	0.000	97	304400	10.0	9.97	
94 1,2,3-Trichloropropane	110	9.760	9.760	0.000	86	98094	10.0	11.9	
95 N-Propylbenzene	120	9.819	9.819	0.000	99	327439	10.0	10.3	
96 2-Chlorotoluene	126	9.914	9.914	0.000	96	288762	10.0	10.2	
98 4-Chlorotoluene	126	10.020	10.021	-0.001	98	323592	10.0	10.6	
99 tert-Butylbenzene	119	10.305	10.305	0.000	93	815082	10.0	9.84	
101 1,2,4-Trimethylbenzene	105	10.352	10.353	-0.001	95	1114638	10.0	9.65	
102 sec-Butylbenzene	105	10.518	10.519	-0.001	94	1169242	10.0	9.77	
103 1,3-Dichlorobenzene	146	10.649	10.649	0.000	97	610605	10.0	9.91	
104 4-Isopropyltoluene	119	10.661	10.661	0.000	97	1028324	10.0	10.2	
105 1,4-Dichlorobenzene	146	10.732	10.732	0.000	92	628199	10.0	9.58	
106 1,2,3-Trimethylbenzene	105		10.779					ND	
108 n-Butylbenzene	91	11.064	11.064	0.000	98	774690	10.0	9.06	
109 1,2-Dichlorobenzene	146	11.111	11.112	-0.001	97	586848	10.0	10.0	
111 1,2-Dibromo-3-Chloropropan	157	11.894	11.894	0.000	77	34247	10.0	10.6	
113 1,2,4-Trichlorobenzene	180	12.712	12.712	0.000	94	247408	10.0	8.17	
114 Hexachlorobutadiene	225	12.878	12.878	0.000	97	126745	10.0	6.98	
115 Naphthalene	128	12.985	12.985	0.000	99	520889	10.0	7.95	
116 1,2,3-Trichlorobenzene	180	13.246	13.246	0.000	97	278576	10.0	9.37	
S 130 Xylenes, Total	106				0		20.0	23.3	

Reagents:

VMFASGW_00341	Amount Added:	8.00	Units: uL	
VMFASAW_00310	Amount Added:	8.00	Units: uL	
VMFASPW_00330	Amount Added:	8.00	Units: uL	
vm50ss_stk_00082	Amount Added:	1.00	Units: uL	Run Reagent
VM50IS_00079	Amount Added:	1.00	Units: uL	Run Reagent
vm40ml_vials_00014	Amount Added:	0.00	Units:	Run Reagent
vmDist_H2o_00162	Amount Added:	0.00	Units:	Run Reagent

Report Date: 01-Jan-2020 09:17:34 Chrom Revision: 2.3 15-Dec-2019 06:20:02

Eurofins TestAmerica, Canton

Data File: \\chromna\Canton\ChromData\A3UX17\20191231-94687.b\UXR3246.D

Injection Date:	31-Dec-2019 22:11:30	Instrument ID:	A3UX17	Operator ID:	001644
Lims ID:	240-124062-B-7 MSD			Worklist Smp#:	29
Client ID:					
Purge Vol:	5.000 mL	Dil. Factor:	1250.0000	ALS Bottle#:	28
Method:	8260_17	Limit Group:	MSV 8260B ICAL		

Column: DB-624 (0.18 mm)

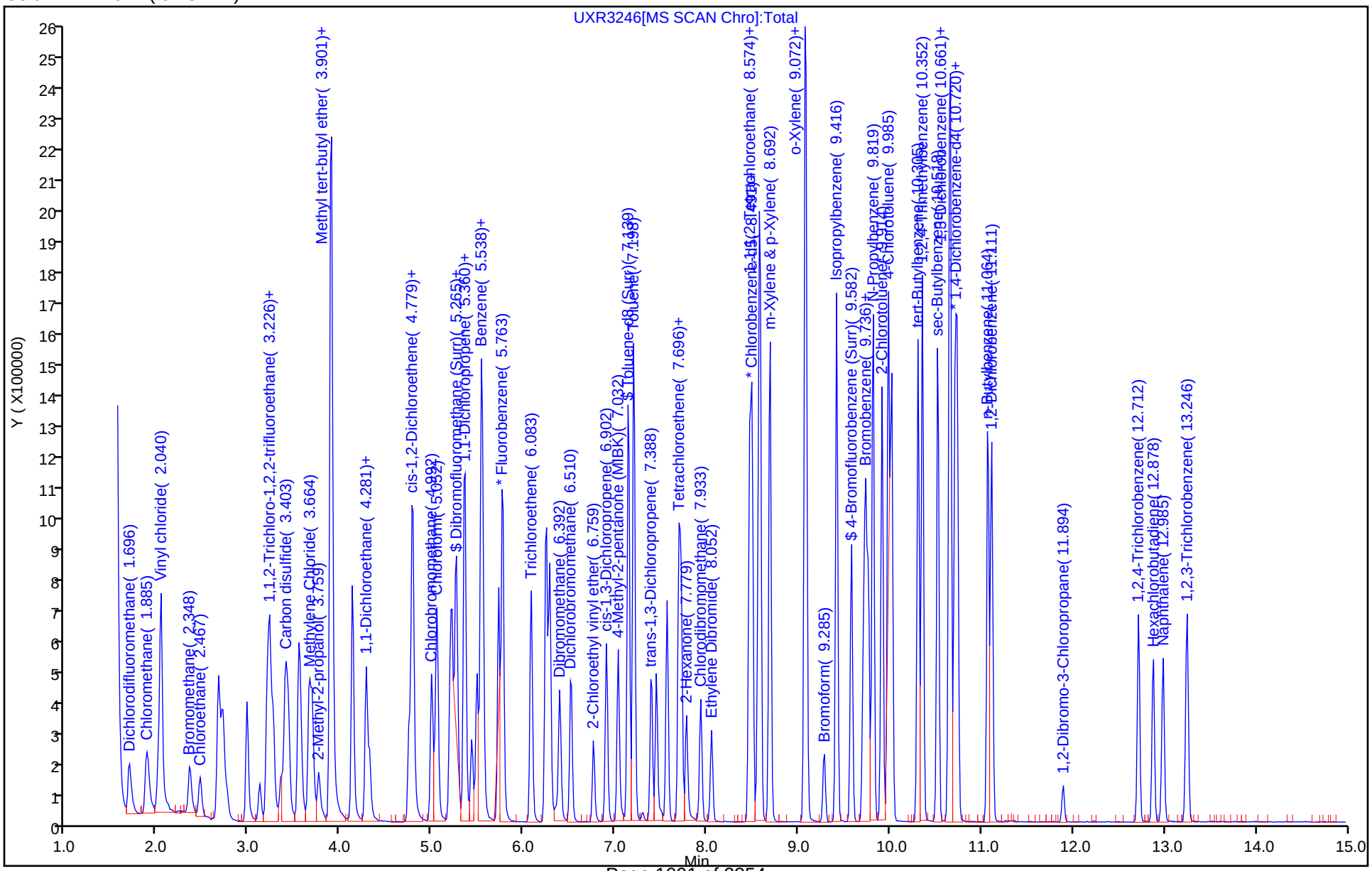

Eurofins TestAmerica, Canton
Recovery Report

Data File: \\chromna\Canton\ChromData\A3UX17\20191231-94687.b\UXR3246.D
Lims ID: 240-124062-B-7 MSD
Client ID:
Sample Type: MSD
Inject. Date: 31-Dec-2019 22:11:30 ALS Bottle#: 28 Worklist Smp#: 29
Purge Vol: 5.000 mL Dil. Factor: 1250.0000
Sample Info: 240-0094687-029
Operator ID: 001644 Instrument ID: A3UX17

Method: \\chromna\Canton\ChromData\A3UX17\20191231-94687.b\8260_17.m
Limit Group: MSV 8260B ICAL
Last Update: 01-Jan-2020 09:17:15 Calib Date: 11-Jun-2019 23:10:30
Integrator: RTE ID Type: Deconvolution ID
Quant Method: Internal Standard Quant By: Initial Calibration
Last ICal File: \\chromna\Canton\ChromData\A3UX17\20190611-88015.b\UXR8424.D

Column 1 : DB-624 (0.18 mm) Det: MS SCAN
Process Host: CTX0305

First Level Reviewer: bosworthh Date: 01-Jan-2020 09:14:02

Compound	Amount Added	Amount Recovered	% Rec.
$ 4 Dibromofluoromethane (Surr)	10.0	9.93	99.26
$ 5 1,2-Dichloroethane-d4 (Surr)	10.0	9.94	99.39
$ 6 Toluene-d8 (Surr)	10.0	11.1	111.42
$ 7 4-Bromofluorobenzene (Surr)	10.0	10.8	108.10

FORM I
GC/MS VOA ORGANICS ANALYSIS DATA SHEET

Lab Name: Eurofins TestAmerica, Canton Job No.: 240-124062-1

SDG No.:

Client Sample ID: Lab Sample ID: 240-124077-C-5-C MSD

Matrix: Solid Lab File ID: UX88073.D

Analysis Method: 8260B Date Collected:

Sample wt/vol: 5.01(g) Date Analyzed: 12/28/2019 13:05

Soil Aliquot Vol: Dilution Factor: 1

Soil Extract Vol.: GC Column: DB-624 ID: 0.18(mm)

% Moisture: 10.9 Level: (low/med) Low

Analysis Batch No.: 417546 Units: ug/Kg

CAS NO.	COMPOUND NAME	RESULT	Q	RL	MDL
75-34-3	1,1-Dichloroethane	20.4		5.6	0.78
107-06-2	1,2-Dichloroethane	17.7		5.6	0.86
95-63-6	1,2,4-Trimethylbenzene	18.8		5.6	1.1
71-43-2	Benzene	18.2		5.6	0.78
100-41-4	Ethylbenzene	17.0		5.6	1.2
106-93-4	1,2-Dibromoethane	15.8		5.6	0.86
1634-04-4	Methyl tert-butyl ether	25.6		5.6	0.92
179601-23-1	m-Xylene & p-Xylene	15.4		11	0.88
95-47-6	o-Xylene	16.5		5.6	0.96
108-88-3	Toluene	22.3		5.6	0.87
91-20-3	Naphthalene	4.01	J	5.6	3.0
1330-20-7	Xylenes, Total	31.9		11	1.8

CAS NO.	SURROGATE	%REC	Q	LIMITS
17060-07-0	1,2-Dichloroethane-d4 (Surr)	85		59-120
460-00-4	4-Bromofluorobenzene (Surr)	71		51-127
2037-26-5	Toluene-d8 (Surr)	109		64-124
1868-53-7	Dibromofluoromethane (Surr)	81		56-122

Eurofins TestAmerica, Canton
Target Compound Quantitation Report

Data File: \\chromna\Canton\ChromData\A3UX8\20191228-94619.b\UX88073.D
Lims ID: 240-124077-C-5-C MSD
Client ID:
Sample Type: MSD
Inject. Date: 28-Dec-2019 13:05:30 ALS Bottle#: 19 Worklist Smp#: 21
Purge Vol: 5.000 mL Dil. Factor: 1.0000
Sample Info: 240-0094619-021
Operator ID: 402279 Instrument ID: A3UX8

Method: \\chromna\Canton\ChromData\A3UX8\20191228-94619.b\8260_8.m
Limit Group: MSV 8260B ICAL
Last Update: 30-Dec-2019 06:52:47 Calib Date: 04-Nov-2019 05:00:30
Integrator: RTE ID Type: Deconvolution ID
Quant Method: Internal Standard Quant By: Initial Calibration
Last ICal File: \\chromna\Canton\ChromData\A3UX8\20191104-92755.b\UX87328.D

Column 1 : DB-624 (0.18 mm) Det: MS SCAN
Process Host: CTX0320

First Level Reviewer: latat Date: 29-Dec-2019 02:02:12

Compound	Sig	RT (min.)	Exp RT (min.)	Dlt RT (min.)	Q	Response	Cal Amt ug/l	OnCol Amt ug/l	Flags
* 1 Fluorobenzene	96	5.086	5.077	0.009	100	565365	50.0	50.0	
* 2 Chlorobenzene-d5	117	7.595	7.597	-0.002	98	246812	50.0	50.0	
* 3 1,4-Dichlorobenzene-d4	152	9.784	9.786	-0.002	99	73125	50.0	50.0	s
$ 4 Dibromofluoromethane (Surr	113	4.554	4.556	-0.002	93	110503	50.0	40.7	
$ 5 1,2-Dichloroethane-d4 (Sur	65	4.814	4.817	-0.003	95	118905	50.0	42.6	
$ 6 Toluene-d8 (Surr)	98	6.341	6.343	-0.002	94	405137	50.0	54.5	
$ 7 4-Bromofluorobenzene (Surr	95	8.672	8.674	-0.002	89	84921	50.0	35.7	
32 Methyl tert-butyl ether	73	3.465	3.468	-0.003	95	146665	25.0	22.8	
34 1,1-Dichloroethane	63	3.773	3.775	-0.002	97	115166	25.0	18.2	
53 1,2-Dichloroethane	62	4.873	4.876	-0.003	54	62120	25.0	15.8	
54 Benzene	78	4.873	4.876	-0.003	98	229778	25.0	16.2	
70 Toluene	91	6.400	6.402	-0.002	97	176563	25.0	19.9	
80 Ethylene Dibromide	107	7.193	7.183	0.010	97	16113	25.0	14.1	
84 Ethylbenzene	106	7.713	7.716	-0.003	98	45131	25.0	15.2	
85 m-Xylene & p-Xylene	106	7.820	7.822	-0.002	99	51883	25.0	13.8	
86 o-Xylene	106	8.187	8.189	-0.002	97	53191	25.0	14.8	
102 1,2,4-Trimethylbenzene	105	9.441	9.443	-0.002	96	79523	25.0	16.8	
115 Naphthalene	128	12.008	12.011	-0.003	91	10062	25.0	3.58	
S 128 Xylenes, Total	106				0		50.0	28.5	

QC Flag Legend

Processing Flags
s - Failed ISTD Recovery Test

Reagents:

VMFASPW_00330	Amount Added:	2.50	Units: uL	
VMFASAW_00310	Amount Added:	2.50	Units: uL	
VMFASGW_00340	Amount Added:	2.50	Units: uL	
vm40ml_vials_00014	Amount Added:	0.00	Units:	Run Reagent
VMUX8SS_00032	Amount Added:	1.15	Units: uL	Run Reagent
vmDist_H2o_00161	Amount Added:	0.00	Units:	Run Reagent
VM568718_00017	Amount Added:	1.00	Units: uL	Run Reagent

Report Date: 30-Dec-2019 06:54:18 Chrom Revision: 2.3 15-Dec-2019 06:20:02

Eurofins TestAmerica, Canton

Data File: \\chromna\Canton\ChromData\A3UX8\20191228-94619.b\UX88073.D

Injection Date:	28-Dec-2019 13:05:30	Instrument ID:	A3UX8	Operator ID:	402279
Lims ID:	240-124077-C-5-C MSD			Worklist Smp#:	21
Client ID:					
Purge Vol:	5.000 mL	Dil. Factor:	1.0000	ALS Bottle#:	19
Method:	8260_8	Limit Group:	MSV 8260B ICAL		

Column: DB-624 (0.18 mm)

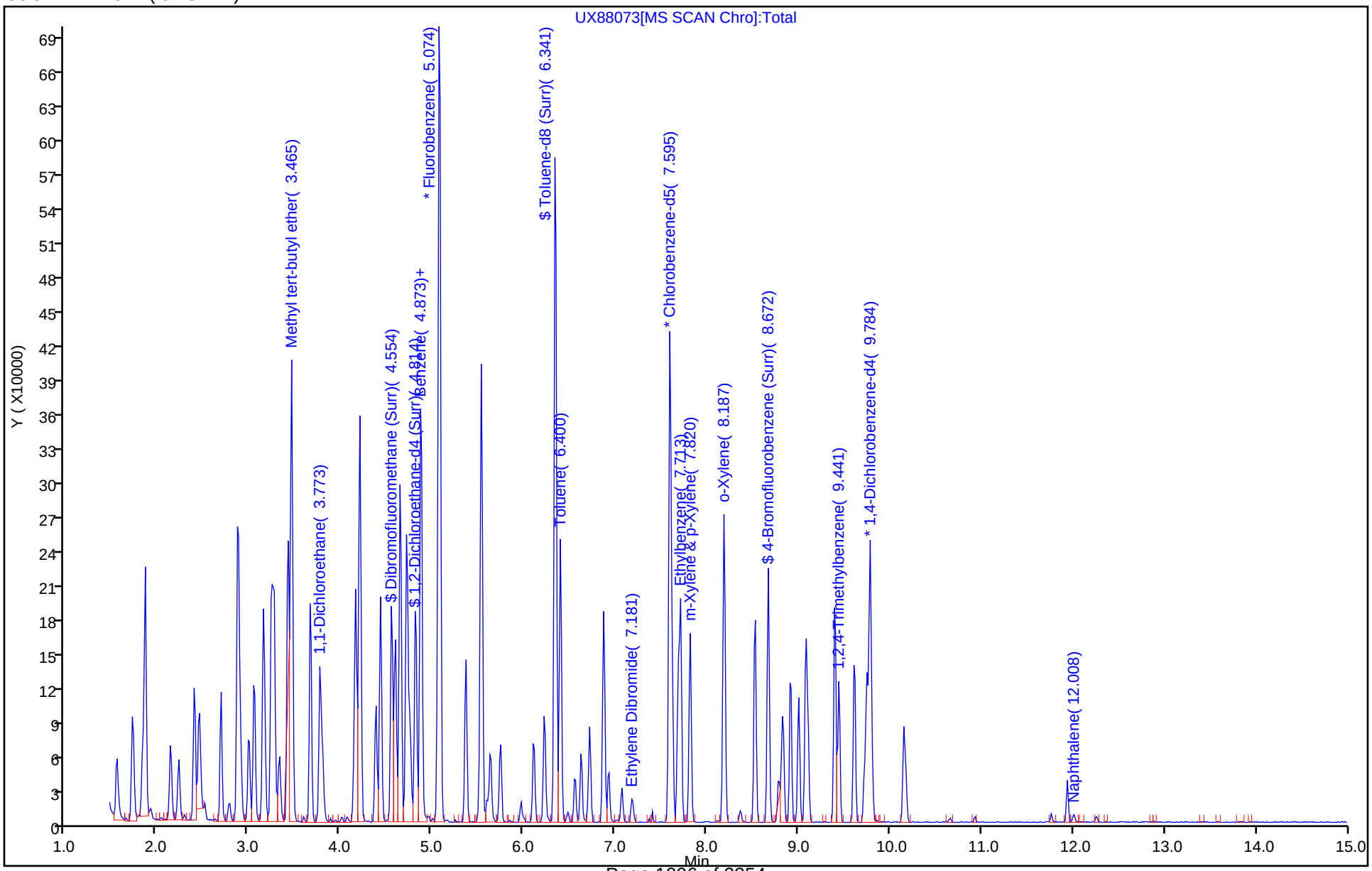

Eurofins TestAmerica, Canton
Recovery Report

Data File: \\chromna\Canton\ChromData\A3UX8\20191228-94619.b\UX88073.D
Lims ID: 240-124077-C-5-C MSD
Client ID:
Sample Type: MSD
Inject. Date: 28-Dec-2019 13:05:30 ALS Bottle#: 19 Worklist Smp#: 21
Purge Vol: 5.000 mL Dil. Factor: 1.0000
Sample Info: 240-0094619-021
Operator ID: 402279 Instrument ID: A3UX8

Method: \\chromna\Canton\ChromData\A3UX8\20191228-94619.b\8260_8.m
Limit Group: MSV 8260B ICAL
Last Update: 30-Dec-2019 06:52:47 Calib Date: 04-Nov-2019 05:00:30
Integrator: RTE ID Type: Deconvolution ID
Quant Method: Internal Standard Quant By: Initial Calibration
Last ICal File: \\chromna\Canton\ChromData\A3UX8\20191104-92755.b\UX87328.D

Column 1 : DB-624 (0.18 mm) Det: MS SCAN
Process Host: CTX0320

First Level Reviewer: latat Date: 29-Dec-2019 02:02:12

Compound	Amount Added	Amount Recovered	% Rec.
$ 4 Dibromofluoromethane (Surr)	50.0	40.7	81.41
$ 5 1,2-Dichloroethane-d4 (Surr)	50.0	42.6	85.12
$ 6 Toluene-d8 (Surr)	50.0	54.5	108.94
$ 7 4-Bromofluorobenzene (Surr)	50.0	35.7	71.47

FORM I
GC/MS VOA ORGANICS ANALYSIS DATA SHEET

Lab Name: Eurofins TestAmerica, Canton Job No.: 240-124062-1

SDG No.:

Client Sample ID: Lab Sample ID: 240-124181-F-19 MSD

Matrix: Water Lab File ID: UXR3216.D

Analysis Method: 8260B Date Collected:

Sample wt/vol: 5(mL) Date Analyzed: 12/30/2019 20:31

Soil Aliquot Vol: Dilution Factor: 1

Soil Extract Vol.: GC Column: DB-624 ID: 0.18(mm)

% Moisture: Level: (low/med) Low

Analysis Batch No.: 417660 Units: ug/L

CAS NO.	COMPOUND NAME	RESULT	Q	RL	MDL
630-20-6	1,1,1,2-Tetrachloroethane	10.6		1.0	0.14
563-58-6	1,1-Dichloropropene	9.95		1.0	0.14
75-34-3	1,1-Dichloroethane	10.3		1.0	0.17
87-61-6	1,2,3-Trichlorobenzene	8.74		1.0	0.54
96-18-4	1,2,3-Trichloropropane	10.9		1.0	0.24
107-06-2	1,2-Dichloroethane	9.03		1.0	0.21
75-35-4	1,1-Dichloroethene	9.39		1.0	0.19
78-87-5	1,2-Dichloropropane	11.2		1.0	0.15
95-63-6	1,2,4-Trimethylbenzene	9.17		1.0	0.070
79-34-5	1,1,2,2-Tetrachloroethane	10.8		1.0	0.13
71-43-2	Benzene	9.80		1.0	0.13
75-25-2	Bromoform	10.1		1.0	0.76
74-83-9	Bromomethane	7.56		1.0	0.42
56-23-5	Carbon tetrachloride	10.5		1.0	0.26
71-55-6	1,1,1-Trichloroethane	9.74		1.0	0.24
108-90-7	Chlorobenzene	10.1		1.0	0.14
142-28-9	1,3-Dichloropropane	11.0		1.0	0.21
75-00-3	Chloroethane	8.04		1.0	0.83
67-66-3	Chloroform	9.31		1.0	0.13
74-87-3	Chloromethane	9.16		1.0	0.20
156-59-2	cis-1,2-Dichloroethene	9.95		1.0	0.16
10061-01-5	cis-1,3-Dichloropropene	9.28		1.0	0.61
75-27-4	Bromodichloromethane	9.74		1.0	0.17
75-71-8	Dichlorodifluoromethane	8.02		1.0	0.35
120-82-1	1,2,4-Trichlorobenzene	7.40		1.0	0.26
100-41-4	Ethylbenzene	10.5		1.0	0.11
106-93-4	1,2-Dibromoethane	10.3		1.0	0.12
594-20-7	2,2-Dichloropropane	9.04		1.0	0.31
95-50-1	1,2-Dichlorobenzene	9.69		1.0	0.15
541-73-1	1,3-Dichlorobenzene	9.41		1.0	0.15
106-46-7	1,4-Dichlorobenzene	9.30		1.0	0.16
98-82-8	Isopropylbenzene	10.0		1.0	0.090
95-49-8	2-Chlorotoluene	9.94		1.0	0.15
108-86-1	Bromobenzene	9.43		1.0	0.12
74-97-5	Bromochloromethane	10.1		1.0	0.14
75-09-2	Methylene Chloride	9.81		5.0	2.6

FORM I
GC/MS VOA ORGANICS ANALYSIS DATA SHEET

Lab Name: Eurofins TestAmerica, Canton Job No.: 240-124062-1

SDG No.:

Client Sample ID: Lab Sample ID: 240-124181-F-19 MSD

Matrix: Water Lab File ID: UXR3216.D

Analysis Method: 8260B Date Collected:

Sample wt/vol: 5(mL) Date Analyzed: 12/30/2019 20:31

Soil Aliquot Vol: Dilution Factor: 1

Soil Extract Vol.: GC Column: DB-624 ID: 0.18(mm)

% Moisture: Level: (low/med) Low

Analysis Batch No.: 417660 Units: ug/L

CAS NO.	COMPOUND NAME	RESULT	Q	RL	MDL
106-43-4	4-Chlorotoluene	9.55		1.0	0.090
99-87-6	4-Isopropyltoluene	9.75		1.0	0.13
100-42-5	Styrene	11.0		1.0	0.10
179601-23-1	m-Xylene & p-Xylene	10.6		2.0	0.080
95-47-6	o-Xylene	10.6		1.0	0.090
87-68-3	Hexachlorobutadiene	6.44		1.0	0.83
127-18-4	Tetrachloroethene	9.33		1.0	0.15
74-95-3	Dibromomethane	10.0		1.0	0.090
108-88-3	Toluene	10.9		1.0	0.14
91-20-3	Naphthalene	6.99		1.0	0.32
156-60-5	trans-1,2-Dichloroethene	10.7		1.0	0.19
104-51-8	n-Butylbenzene	8.53		1.0	0.14
10061-02-6	trans-1,3-Dichloropropene	9.79		1.0	0.67
103-65-1	N-Propylbenzene	10.2		1.0	0.15
79-01-6	Trichloroethene	19.7		1.0	0.10
135-98-8	sec-Butylbenzene	9.44		1.0	0.13
75-69-4	Trichlorofluoromethane	8.61		1.0	0.45
98-06-6	tert-Butylbenzene	9.45		1.0	0.14
75-01-4	Vinyl chloride	9.00		1.0	0.20
1330-20-7	Xylenes, Total	21.2		2.0	0.15
124-48-1	Chlorodibromomethane	11.0		1.0	0.39

CAS NO.	SURROGATE	%REC	Q	LIMITS
17060-07-0	1,2-Dichloroethane-d4 (Surr)	89		75-130
460-00-4	4-Bromofluorobenzene (Surr)	104		47-134
2037-26-5	Toluene-d8 (Surr)	105		69-122
1868-53-7	Dibromofluoromethane (Surr)	99		78-129

Eurofins TestAmerica, Canton
Target Compound Quantitation Report

Data File: \\chromna\Canton\ChromData\A3UX17\20191230-94649.b\UXR3216.D
Lims ID: 240-124181-F-19 MSD
Client ID: OBG-21D (20191218)
Sample Type: MSD
Inject. Date: 30-Dec-2019 20:31:30 ALS Bottle#: 29 Worklist Smp#: 27
Purge Vol: 5.000 mL Dil. Factor: 1.0000
Sample Info: 240-0094649-027
Operator ID: 001644 Instrument ID: A3UX17

Method: \\chromna\Canton\ChromData\A3UX17\20191230-94649.b\8260_17.m
Limit Group: MSV 8260B ICAL
Last Update: 31-Dec-2019 10:45:43 Calib Date: 11-Jun-2019 23:10:30
Integrator: RTE ID Type: Deconvolution ID
Quant Method: Internal Standard Quant By: Initial Calibration
Last ICal File: \\chromna\Canton\ChromData\A3UX17\20190611-88015.b\UXR8424.D

Column 1 : DB-624 (0.18 mm) Det: MS SCAN
Process Host: CTX0317

	Compound	Sig	RT (min.)	Exp RT (min.)	Dlt RT (min.)	Q	Response	Cal Amt ug/l	OnCol Amt ug/l	Flags
*	1 Fluorobenzene	96	5.763	5.775	-0.012	99	1112223	10.0	10.0	
*	2 Chlorobenzene-d5	117	8.467	8.467	0.000	87	733056	10.0	10.0	
*	3 1,4-Dichlorobenzene-d4	152	10.708	10.708	0.000	95	421476	10.0	10.0	
$	4 Dibromofluoromethane (Surr	113	5.194	5.194	0.000	93	256910	10.0	9.86	
$	5 1,2-Dichloroethane-d4 (Sur	65	5.490	5.490	0.000	99	333166	10.0	8.93	
$	6 Toluene-d8 (Surr)	98	7.139	7.139	0.000	93	1002144	10.0	10.5	
$	7 4-Bromofluorobenzene (Surr	95	9.582	9.582	0.000	86	364992	10.0	10.4	
	9 Dichlorodifluoromethane	85	1.696	1.696	0.000	99	311917	10.0	8.02	
	10 Chloromethane	50	1.885	1.885	0.000	100	410863	10.0	9.16	
	11 Vinyl chloride	62	2.016	2.016	0.000	98	342160	10.0	9.00	
	12 Bromomethane	94	2.348	2.348	0.000	93	162687	10.0	7.56	
	13 Chloroethane	64	2.455	2.467	-0.012	99	175972	10.0	8.04	
	15 Trichlorofluoromethane	101	2.704	2.716	-0.012	98	449857	10.0	8.61	
	19 1,1-Dichloroethene	96	3.214	3.202	0.012	94	256528	10.0	9.39	
	27 Methylene Chloride	84	3.664	3.652	0.012	99	284609	10.0	9.81	
	31 trans-1,2-Dichloroethene	96	3.901	3.901	0.000	89	305017	10.0	10.7	
	33 1,1-Dichloroethane	63	4.281	4.281	0.000	96	554954	10.0	10.3	
	38 2,2-Dichloropropane	97	4.779	4.779	0.000	51	50274	10.0	9.04	
	39 cis-1,2-Dichloroethene	96	4.791	4.791	0.000	85	312792	10.0	9.95	
	44 Chlorobromomethane	128	4.992	4.992	0.000	94	136044	10.0	10.1	
	46 Chloroform	83	5.052	5.052	0.000	93	490800	10.0	9.31	
	47 1,1,1-Trichloroethane	97	5.218	5.218	0.000	96	375661	10.0	9.74	
	49 1,1-Dichloropropene	75	5.348	5.348	0.000	95	383776	10.0	9.95	
	50 Carbon tetrachloride	117	5.360	5.360	0.000	91	357945	10.0	10.5	
	52 Benzene	78	5.538	5.538	0.000	97	1189291	10.0	9.80	
	53 1,2-Dichloroethane	62	5.550	5.550	0.000	97	408516	10.0	9.03	
	57 Trichloroethene	130	6.083	6.083	0.000	98	586026	10.0	19.7	
	60 1,2-Dichloropropane	63	6.285	6.285	0.000	97	337450	10.0	11.2	
	62 Dibromomethane	93	6.392	6.392	0.000	95	158592	10.0	10.0	
	64 Dichlorobromomethane	83	6.522	6.510	0.012	98	336242	10.0	9.74	
	67 cis-1,3-Dichloropropene	75	6.902	6.902	0.000	94	328018	10.0	9.28	
	69 Toluene	91	7.198	7.198	0.000	97	1261381	10.0	10.9	
	70 trans-1,3-Dichloropropene	75	7.388	7.388	0.000	94	278871	10.0	9.79	

Compound	Sig	RT (min.)	Exp RT (min.)	Dlt RT (min.)	Q	Response	Cal Amt ug/l	OnCol Amt ug/l	Flags
72 1,1,2-Trichloroethane	97	7.566	7.566	0.000	92	237066	10.0	11.0	
73 Tetrachloroethene	164	7.696	7.696	0.000	95	215633	10.0	9.33	
75 1,3-Dichloropropane	76	7.720	7.720	0.000	92	426853	10.0	11.0	
78 Chlorodibromomethane	129	7.933	7.933	0.000	91	220611	10.0	11.0	
79 Ethylene Dibromide	107	8.052	8.052	0.000	99	200484	10.0	10.3	
81 Chlorobenzene	112	8.491	8.491	0.000	93	754270	10.0	10.1	
82 1,1,1,2-Tetrachloroethane	131	8.562	8.562	0.000	92	250920	10.0	10.6	
83 Ethylbenzene	106	8.585	8.586	-0.001	99	392187	10.0	10.5	
84 m-Xylene & p-Xylene	106	8.692	8.692	0.000	100	494871	10.0	10.6	
85 o-Xylene	106	9.072	9.072	0.000	95	455616	10.0	10.6	
86 Styrene	104	9.084	9.084	0.000	92	816513	10.0	11.0	
87 Bromoform	173	9.285	9.285	0.000	96	113013	10.0	10.1	
89 Isopropylbenzene	105	9.416	9.416	0.000	96	1146735	10.0	10.0	
91 1,1,2,2-Tetrachloroethane	83	9.712	9.712	0.000	95	263602	10.0	10.8	
92 Bromobenzene	156	9.736	9.736	0.000	97	294329	10.0	9.43	
94 1,2,3-Trichloropropane	110	9.759	9.760	-0.001	87	91656	10.0	10.9	
95 N-Propylbenzene	120	9.819	9.819	0.000	99	330741	10.0	10.2	
96 2-Chlorotoluene	126	9.914	9.914	0.000	96	287720	10.0	9.94	
97 1,3,5-Trimethylbenzene	105	9.985	9.985	0.000	93	1014266	10.0	8.99	
98 4-Chlorotoluene	126	10.020	10.020	0.000	98	296539	10.0	9.55	
99 tert-Butylbenzene	119	10.305	10.305	0.000	93	799109	10.0	9.45	
101 1,2,4-Trimethylbenzene	105	10.352	10.352	0.000	94	1080053	10.0	9.17	
102 sec-Butylbenzene	105	10.518	10.518	0.000	95	1154207	10.0	9.44	
103 1,3-Dichlorobenzene	146	10.649	10.649	0.000	97	592194	10.0	9.41	
104 4-Isopropyltoluene	119	10.661	10.661	0.000	97	1004104	10.0	9.75	
105 1,4-Dichlorobenzene	146	10.732	10.732	0.000	93	623069	10.0	9.30	
108 n-Butylbenzene	91	11.064	11.064	0.000	98	744763	10.0	8.53	
109 1,2-Dichlorobenzene	146	11.111	11.111	0.000	96	581212	10.0	9.69	
113 1,2,4-Trichlorobenzene	180	12.712	12.712	0.000	94	229030	10.0	7.40	
114 Hexachlorobutadiene	225	12.878	12.878	0.000	97	119583	10.0	6.44	
115 Naphthalene	128	12.985	12.985	0.000	100	459604	10.0	6.99	
116 1,2,3-Trichlorobenzene	180	13.246	13.246	0.000	97	265436	10.0	8.74	

Reagents:

VMFASGW_00341	Amount Added:	8.00	Units: uL	
VMFASAW_00310	Amount Added:	8.00	Units: uL	
VMFASPW_00330	Amount Added:	8.00	Units: uL	
vm50ss_stk_00082	Amount Added:	1.00	Units: uL	Run Reagent
VM50IS_00079	Amount Added:	1.00	Units: uL	Run Reagent
vm40ml_vials_00014	Amount Added:	0.00	Units:	Run Reagent
vmDist_H2o_00162	Amount Added:	0.00	Units:	Run Reagent

Report Date: 31-Dec-2019 10:48:32 Chrom Revision: 2.3 15-Dec-2019 06:20:02

Eurofins TestAmerica, Canton

Data File: \\chromna\Canton\ChromData\A3UX17\20191230-94649.b\UXR3216.D

Injection Date:	30-Dec-2019 20:31:30	Instrument ID:	A3UX17	Operator ID:	001644
Lims ID:	240-124181-F-19 MSD			Worklist Smp#:	27
Client ID:	OBG-21D (20191218)				
Purge Vol:	5.000 mL	Dil. Factor:	1.0000	ALS Bottle#:	29
Method:	8260_17	Limit Group:	MSV 8260B ICAL		

Column: DB-624 (0.18 mm)

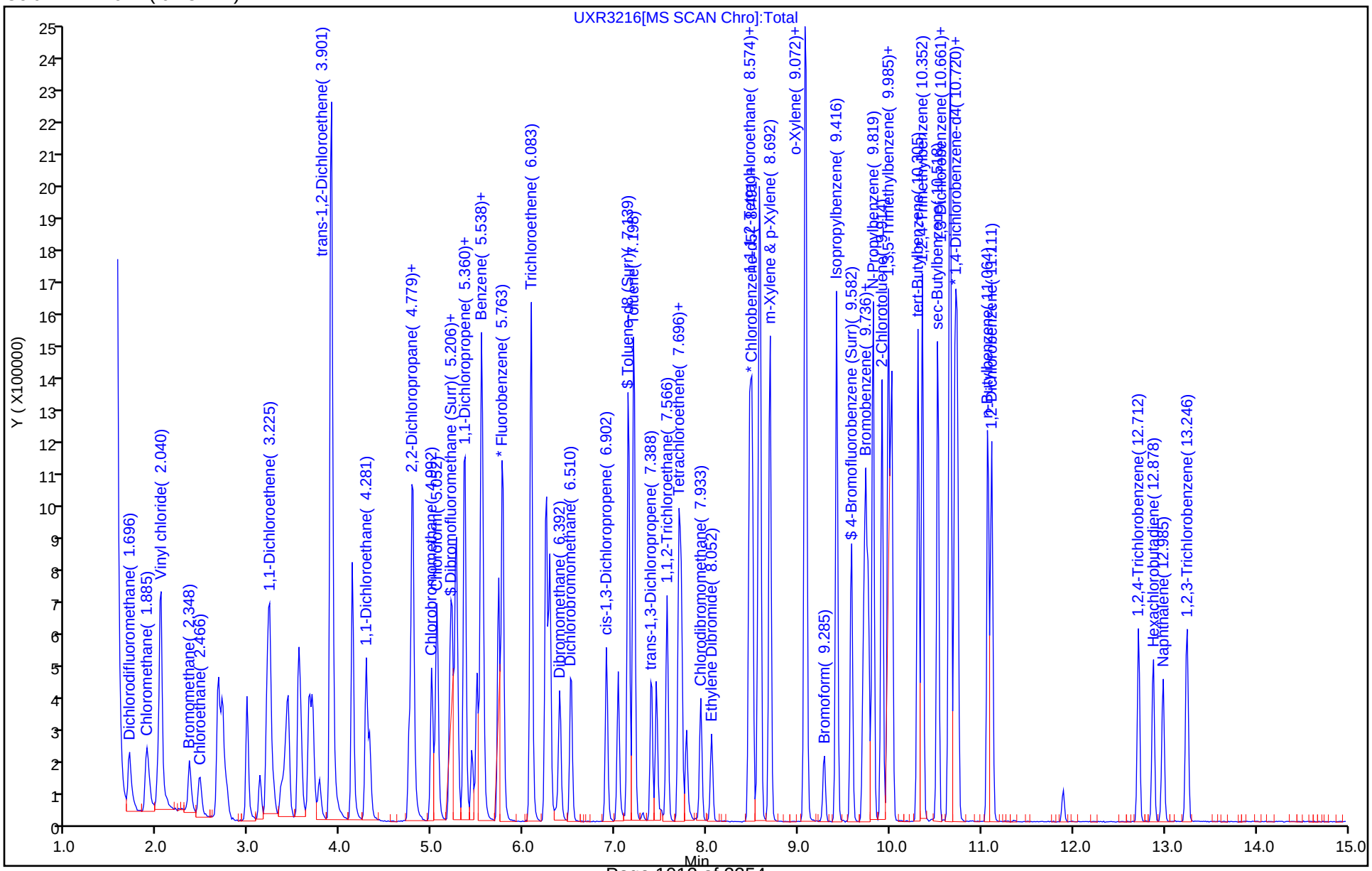

Eurofins TestAmerica, Canton
Recovery Report

Data File: \\chromna\Canton\ChromData\A3UX17\20191230-94649.b\UXR3216.D
Lims ID: 240-124181-F-19 MSD
Client ID: OBG-21D (20191218)
Sample Type: MSD
Inject. Date: 30-Dec-2019 20:31:30 ALS Bottle#: 29 Worklist Smp#: 27
Purge Vol: 5.000 mL Dil. Factor: 1.0000
Sample Info: 240-0094649-027
Operator ID: 001644 Instrument ID: A3UX17

Method: \\chromna\Canton\ChromData\A3UX17\20191230-94649.b\8260_17.m
Limit Group: MSV 8260B ICAL
Last Update: 31-Dec-2019 10:45:43 Calib Date: 11-Jun-2019 23:10:30
Integrator: RTE ID Type: Deconvolution ID
Quant Method: Internal Standard Quant By: Initial Calibration
Last ICal File: \\chromna\Canton\ChromData\A3UX17\20190611-88015.b\UXR8424.D

Column 1 : DB-624 (0.18 mm) Det: MS SCAN
Process Host: CTX0317

Compound	Amount Added	Amount Recovered	% Rec.
$ 4 Dibromofluoromethane (Surr)	10.0	9.86	98.64
$ 5 1,2-Dichloroethane-d4 (Surr)	10.0	8.93	89.29
$ 6 Toluene-d8 (Surr)	10.0	10.5	105.49
$ 7 4-Bromofluorobenzene (Surr)	10.0	10.4	103.74

GC/MS VOA ANALYSIS RUN LOG

Lab Name: Eurofins TestAmerica, Canton Job No.: 240-124062-1

SDG No.:

Instrument ID: A3UX17 Start Date: 06/11/2019 17:04

Analysis Batch Number: 385628 End Date: 06/11/2019 23:34

LAB SAMPLE ID	CLIENT SAMPLE ID	DATE ANALYZED	DILUTION FACTOR	LAB FILE ID	COLUMN ID
BFB 240-385628/1		06/11/2019 17:04	1	BFB2536.D	DB-624 0.18(mm)
STD8260 240-385628/2 IC		06/11/2019 17:37	1	UXR8410.D	DB-624 0.18(mm)
STD8260 240-385628/3 IC		06/11/2019 18:01	1	UXR8411.D	DB-624 0.18(mm)
STD8260 240-385628/4 ICIS		06/11/2019 18:25	1	UXR8412.D	DB-624 0.18(mm)
STD8260 240-385628/5 IC		06/11/2019 18:49	1	UXR8413.D	DB-624 0.18(mm)
STD8260 240-385628/6 IC		06/11/2019 19:12	1	UXR8414.D	DB-624 0.18(mm)
STD8260 240-385628/7 IC		06/11/2019 19:36	1	UXR8415.D	DB-624 0.18(mm)
STD8260 240-385628/8 IC		06/11/2019 20:00	1	UXR8416.D	DB-624 0.18(mm)
ICV 240-385628/9		06/11/2019 20:24	1	UXR8417.D	DB-624 0.18(mm)
STDA9 240-385628/10 IC		06/11/2019 20:48	1	UXR8418.D	DB-624 0.18(mm)
STDA9 240-385628/11 IC		06/11/2019 21:11	1	UXR8419.D	DB-624 0.18(mm)
STDA9 240-385628/12 IC		06/11/2019 21:35	1	UXR8420.D	DB-624 0.18(mm)
STDA9 240-385628/13 IC		06/11/2019 21:59	1	UXR8421.D	DB-624 0.18(mm)
STDA9 240-385628/14 IC		06/11/2019 22:23	1	UXR8422.D	DB-624 0.18(mm)
STDA9 240-385628/15 IC		06/11/2019 22:47	1	UXR8423.D	DB-624 0.18(mm)
STDA9 240-385628/16 IC		06/11/2019 23:10	1	UXR8424.D	DB-624 0.18(mm)
ICV 240-385628/17		06/11/2019 23:34	1	UXR8425.D	DB-624 0.18(mm)

GC/MS VOA ANALYSIS RUN LOG

Lab Name: Eurofins TestAmerica, Canton Job No.: 240-124062-1

SDG No.:

Instrument ID: A3UX8 Start Date: 08/16/2019 06:31

Analysis Batch Number: 396344 End Date: 08/16/2019 11:02

LAB SAMPLE ID	CLIENT SAMPLE ID	DATE ANALYZED	DILUTION FACTOR	LAB FILE ID	COLUMN ID
BFB 240-396344/1		08/16/2019 06:31	1	BFB8992.D	DB-624 0.18(mm)
STDA9 240-396344/3 IC		08/16/2019 07:03	1	UX85973.D	DB-624 0.18(mm)
STDA9 240-396344/4 IC		08/16/2019 07:25	1	UX85974.D	DB-624 0.18(mm)
STDA9 240-396344/5 IC		08/16/2019 07:47	1	UX85975.D	DB-624 0.18(mm)
STDA9 240-396344/6 IC		08/16/2019 08:08	1	UX85976.D	DB-624 0.18(mm)
STDA9 240-396344/7 IC		08/16/2019 08:30	1	UX85977.D	DB-624 0.18(mm)
STDA9 240-396344/8 IC		08/16/2019 08:52	1	UX85978.D	DB-624 0.18(mm)
STDA9 240-396344/9 IC		08/16/2019 09:14	1	UX85979.D	DB-624 0.18(mm)
STDA9 240-396344/10 IC		08/16/2019 09:35	1	UX85980.D	DB-624 0.18(mm)
STDA9 240-396344/11 IC		08/16/2019 09:57	1	UX85981.D	DB-624 0.18(mm)
ICV 240-396344/13		08/16/2019 10:41	1		DB-624 0.18(mm)
240-116160-A-2-B MDLV		08/16/2019 11:02	1		DB-624 0.18(mm)

GC/MS VOA ANALYSIS RUN LOG

Lab Name: Eurofins TestAmerica, Canton Job No.: 240-124062-1

SDG No.:

Instrument ID: A3UX8 Start Date: 11/04/2019 01:19

Analysis Batch Number: 408938 End Date: 11/04/2019 05:47

LAB SAMPLE ID	CLIENT SAMPLE ID	DATE ANALYZED	DILUTION FACTOR	LAB FILE ID	COLUMN ID
BFB 240-408938/1		11/04/2019 01:19	1	BFB8044.D	DB-624 0.18(mm)
STD8260 240-408938/3 IC		11/04/2019 01:56	1	UX87320.D	DB-624 0.18(mm)
STD8260 240-408938/4 IC		11/04/2019 02:19	1	UX87321.D	DB-624 0.18(mm)
STD8260 240-408938/5 IC		11/04/2019 02:43	1	UX87322.D	DB-624 0.18(mm)
STD8260 240-408938/6 IC		11/04/2019 03:07	1	UX87323.D	DB-624 0.18(mm)
ICIS 240-408938/7		11/04/2019 03:30	1	UX87324.D	DB-624 0.18(mm)
STD8260 240-408938/8 IC		11/04/2019 03:52	1	UX87325.D	DB-624 0.18(mm)
STD8260 240-408938/9 IC		11/04/2019 04:14	1	UX87326.D	DB-624 0.18(mm)
STD8260 240-408938/10 IC		11/04/2019 04:36	1	UX87327.D	DB-624 0.18(mm)
STD8260 240-408938/11 IC		11/04/2019 05:00	1	UX87328.D	DB-624 0.18(mm)
ICV 240-408938/13		11/04/2019 05:47	1	UX87330.D	DB-624 0.18(mm)

GC/MS VOA ANALYSIS RUN LOG

Lab Name: Eurofins TestAmerica, Canton Job No.: 240-124062-1

SDG No.:

Instrument ID: A3UX8 Start Date: 12/28/2019 06:12

Analysis Batch Number: 417546 End Date: 12/28/2019 17:54

LAB SAMPLE ID	CLIENT SAMPLE ID	DATE ANALYZED	DILUTION FACTOR	LAB FILE ID	COLUMN ID
BFB 240-417546/1		12/28/2019 06:12	1	BFB8078.D	DB-624 0.18(mm)
CCVIS 240-417546/4		12/28/2019 06:45	1	UX88056.D	DB-624 0.18(mm)
CCV 240-417546/5		12/28/2019 07:07	1	UX88057.D	DB-624 0.18(mm)
LCS 240-417546/6		12/28/2019 07:30	1	UX88058.D	DB-624 0.18(mm)
MB 240-417546/7		12/28/2019 07:52	1	UX88059.D	DB-624 0.18(mm)
ZZZZZ		12/28/2019 08:15	1		DB-624 0.18(mm)
ZZZZZ		12/28/2019 10:08	1		DB-624 0.18(mm)
ZZZZZ		12/28/2019 10:30	1		DB-624 0.18(mm)
ZZZZZ		12/28/2019 10:52	1		DB-624 0.18(mm)
ZZZZZ		12/28/2019 11:14	1		DB-624 0.18(mm)
ZZZZZ		12/28/2019 11:58	1		DB-624 0.18(mm)
ZZZZZ		12/28/2019 12:20	1		DB-624 0.18(mm)
240-124077-C-5-B MS		12/28/2019 12:43	1	UX88072.D	DB-624 0.18(mm)
240-124077-C-5-C MSD		12/28/2019 13:05	1	UX88073.D	DB-624 0.18(mm)
240-124062-2		12/28/2019 13:50	1	UX88075.D	DB-624 0.18(mm)
240-124062-4		12/28/2019 14:34	1	UX88077.D	DB-624 0.18(mm)
240-124062-5		12/28/2019 14:56	1	UX88078.D	DB-624 0.18(mm)
240-124062-6		12/28/2019 15:18	1	UX88079.D	DB-624 0.18(mm)
ZZZZZ		12/28/2019 15:41	1		DB-624 0.18(mm)
ZZZZZ		12/28/2019 16:02	1		DB-624 0.18(mm)
ZZZZZ		12/28/2019 16:24	1		DB-624 0.18(mm)
ZZZZZ		12/28/2019 16:46	1		DB-624 0.18(mm)
ZZZZZ		12/28/2019 17:09	1		DB-624 0.18(mm)
ZZZZZ		12/28/2019 17:32	16.667		DB-624 0.18(mm)
ZZZZZ		12/28/2019 17:54	1		DB-624 0.18(mm)

GC/MS VOA ANALYSIS RUN LOG

Lab Name: Eurofins TestAmerica, Canton Job No.: 240-124062-1

SDG No.:

Instrument ID: A3UX8 Start Date: 12/29/2019 02:54

Analysis Batch Number: 417563 End Date: 12/29/2019 14:39

LAB SAMPLE ID	CLIENT SAMPLE ID	DATE ANALYZED	DILUTION FACTOR	LAB FILE ID	COLUMN ID
BFB 240-417563/1		12/29/2019 02:54	1	BFB8079.D	DB-624 0.18(mm)
CCVIS 240-417563/4		12/29/2019 03:29	1	UX88089.D	DB-624 0.18(mm)
CCV 240-417563/5		12/29/2019 03:51	1	UX88090.D	DB-624 0.18(mm)
LCS 240-417563/6		12/29/2019 04:14	1	UX88091.D	DB-624 0.18(mm)
MB 240-417563/7		12/29/2019 04:36	1	UX88092.D	DB-624 0.18(mm)
ZZZZZ		12/29/2019 04:57	1		DB-624 0.18(mm)
ZZZZZ		12/29/2019 05:42	1		DB-624 0.18(mm)
240-124062-3		12/29/2019 07:33	1	UX88100.D	DB-624 0.18(mm)
240-124062-3 MS		12/29/2019 07:56	1	UX88101.D	DB-624 0.18(mm)
240-124062-3 MSD		12/29/2019 08:18	1	UX88102.D	DB-624 0.18(mm)
240-124062-4		12/29/2019 09:03	1	UX88104.D	DB-624 0.18(mm)
ZZZZZ		12/29/2019 09:25	1		DB-624 0.18(mm)
ZZZZZ		12/29/2019 09:47	10		DB-624 0.18(mm)
ZZZZZ		12/29/2019 10:10	1		DB-624 0.18(mm)
ZZZZZ		12/29/2019 10:32	1		DB-624 0.18(mm)
ZZZZZ		12/29/2019 10:54	1		DB-624 0.18(mm)
ZZZZZ		12/29/2019 11:17	1		DB-624 0.18(mm)
ZZZZZ		12/29/2019 11:39	1		DB-624 0.18(mm)
ZZZZZ		12/29/2019 12:24	1		DB-624 0.18(mm)
ZZZZZ		12/29/2019 12:46	1		DB-624 0.18(mm)
ZZZZZ		12/29/2019 13:09	1		DB-624 0.18(mm)
ZZZZZ		12/29/2019 13:31	1		DB-624 0.18(mm)
ZZZZZ		12/29/2019 13:54	1		DB-624 0.18(mm)
ZZZZZ		12/29/2019 14:39	10		DB-624 0.18(mm)

GC/MS VOA ANALYSIS RUN LOG

Lab Name: Eurofins TestAmerica, Canton Job No.: 240-124062-1

SDG No.:

Instrument ID: A3UX17 Start Date: 12/30/2019 10:08

Analysis Batch Number: 417660 End Date: 12/30/2019 21:18

LAB SAMPLE ID	CLIENT SAMPLE ID	DATE ANALYZED	DILUTION FACTOR	LAB FILE ID	COLUMN ID
BFB 240-417660/1		12/30/2019 10:08	1	BFB2834.D	DB-624 0.18(mm)
CCVIS 240-417660/2		12/30/2019 10:36	1	UXR3191.D	DB-624 0.18(mm)
CCV 240-417660/3		12/30/2019 10:59	1	UXR3192.D	DB-624 0.18(mm)
LCS 240-417660/4		12/30/2019 11:23	1	UXR3193.D	DB-624 0.18(mm)
MRL 240-417660/5 MDLV		12/30/2019 11:47	1		DB-624 0.18(mm)
MRL 240-417660/6 MDLV		12/30/2019 12:11	1		DB-624 0.18(mm)
MB 240-417660/7		12/30/2019 12:35	1	UXR3196.D	DB-624 0.18(mm)
ZZZZZ		12/30/2019 12:59	1		DB-624 0.18(mm)
ZZZZZ		12/30/2019 13:23	1		DB-624 0.18(mm)
ZZZZZ		12/30/2019 13:47	100		DB-624 0.18(mm)
ZZZZZ		12/30/2019 14:11	1		DB-624 0.18(mm)
ZZZZZ		12/30/2019 14:34	1		DB-624 0.18(mm)
ZZZZZ		12/30/2019 14:58	1		DB-624 0.18(mm)
ZZZZZ		12/30/2019 15:22	1		DB-624 0.18(mm)
ZZZZZ		12/30/2019 15:46	1		DB-624 0.18(mm)
ZZZZZ		12/30/2019 16:09	1		DB-624 0.18(mm)
ZZZZZ		12/30/2019 16:33	1		DB-624 0.18(mm)
ZZZZZ		12/30/2019 16:57	1		DB-624 0.18(mm)
ZZZZZ		12/30/2019 17:21	1		DB-624 0.18(mm)
ZZZZZ		12/30/2019 17:44	1		DB-624 0.18(mm)
240-124062-1		12/30/2019 18:08	1	UXR3210.D	DB-624 0.18(mm)
ZZZZZ		12/30/2019 18:56	1		DB-624 0.18(mm)
ZZZZZ		12/30/2019 19:20	20		DB-624 0.18(mm)
ZZZZZ		12/30/2019 19:43	1		DB-624 0.18(mm)
240-124181-E-19 MS		12/30/2019 20:07	1	UXR3215.D	DB-624 0.18(mm)
240-124181-F-19 MSD		12/30/2019 20:31	1	UXR3216.D	DB-624 0.18(mm)
ZZZZZ		12/30/2019 20:55	28.57		DB-624 0.18(mm)
ZZZZZ		12/30/2019 21:18	13.33		DB-624 0.18(mm)

GC/MS VOA ANALYSIS RUN LOG

Lab Name: Eurofins TestAmerica, Canton Job No.: 240-124062-1

SDG No.:

Instrument ID: A3UX17 Start Date: 12/31/2019 11:05

Analysis Batch Number: 417817 End Date: 12/31/2019 22:35

LAB SAMPLE ID	CLIENT SAMPLE ID	DATE ANALYZED	DILUTION FACTOR	LAB FILE ID	COLUMN ID
BFB 240-417817/1		12/31/2019 11:05	1	BFB2836.D	DB-624 0.18(mm)
CCVIS 240-417817/2		12/31/2019 11:28	1	UXR3219.D	DB-624 0.18(mm)
CCV 240-417817/3		12/31/2019 11:52	1	UXR3220.D	DB-624 0.18(mm)
LCS 240-417817/4		12/31/2019 12:16	1	UXR3221.D	DB-624 0.18(mm)
MRL 240-417817/5 MDLV		12/31/2019 12:40	1		DB-624 0.18(mm)
MRL 240-417817/6 MDLV		12/31/2019 13:04	1		DB-624 0.18(mm)
MB 240-417817/7		12/31/2019 13:28	1	UXR3224.D	DB-624 0.18(mm)
ZZZZZ		12/31/2019 13:51	10		DB-624 0.18(mm)
240-124062-7		12/31/2019 14:15	1250	UXR3226.D	DB-624 0.18(mm)
ZZZZZ		12/31/2019 14:39	10		DB-624 0.18(mm)
ZZZZZ		12/31/2019 15:03	6.67		DB-624 0.18(mm)
ZZZZZ		12/31/2019 15:27	1		DB-624 0.18(mm)
ZZZZZ		12/31/2019 15:50	250		DB-624 0.18(mm)
ZZZZZ		12/31/2019 16:14	1		DB-624 0.18(mm)
ZZZZZ		12/31/2019 16:38	1		DB-624 0.18(mm)
ZZZZZ		12/31/2019 17:02	125		DB-624 0.18(mm)
ZZZZZ		12/31/2019 17:25	250		DB-624 0.18(mm)
ZZZZZ		12/31/2019 17:49	100		DB-624 0.18(mm)
ZZZZZ		12/31/2019 18:13	200		DB-624 0.18(mm)
ZZZZZ		12/31/2019 18:37	1		DB-624 0.18(mm)
ZZZZZ		12/31/2019 19:01	1		DB-624 0.18(mm)
ZZZZZ		12/31/2019 19:25	200		DB-624 0.18(mm)
ZZZZZ		12/31/2019 19:49	1		DB-624 0.18(mm)
ZZZZZ		12/31/2019 20:12	10		DB-624 0.18(mm)
ZZZZZ		12/31/2019 20:36	1		DB-624 0.18(mm)
ZZZZZ		12/31/2019 21:00	1		DB-624 0.18(mm)
ZZZZZ		12/31/2019 21:24	10		DB-624 0.18(mm)
240-124062-7 MS		12/31/2019 21:47	1250	UXR3245.D	DB-624 0.18(mm)
240-124062-7 MSD		12/31/2019 22:11	1250	UXR3246.D	DB-624 0.18(mm)
ZZZZZ		12/31/2019 22:35	2		DB-624 0.18(mm)

GC/MS VOA BATCH WORKSHEET

Lab Name: Eurofins TestAmerica, Canton Job No.: 240-124062-1

SDG No.:

Batch Number: 385628 Batch Start Date: 06/11/19 17:04 Batch Analyst: Williams, Larry

Batch Method: 8260B Batch End Date:

Lab Sample ID	Client Sample ID	Method Chain	Basis	InitialAmount	FinalAmount	vm50is_stk_A 00004	vm50ss 00366	VMAROLISTDW 00300	vmbfb 00023
BFB 240-385628/1		8260B		5 mL	5 mL				1 uL
STD8260 240-385628/2 IC		8260B		5 mL	5 mL	1 uL	32 uL	32 uL	
STD8260 240-385628/3 IC		8260B		5 mL	5 mL	1 uL	16 uL	16 uL	
STD8260 240-385628/4 ICIS		8260B		5 mL	5 mL	1 uL	8 uL	8 uL	
STD8260 240-385628/5 IC		8260B		5 mL	5 mL	1 uL	4 uL	4 uL	
STD8260 240-385628/6 IC		8260B		5 mL	5 mL	1 uL	3.2 uL	3.2 uL	
STD8260 240-385628/7 IC		8260B		5 mL	5 mL	1 uL	1.6 uL	1.6 uL	
STD8260 240-385628/8 IC		8260B		5 mL	5 mL	1 uL	0.8 uL	0.8 uL	
ICV 240-385628/9		8260B		5 mL	5 mL	1 uL			
STDA9 240-385628/10 IC		8260B		5 mL	5 mL	1 uL			
STDA9 240-385628/11 IC		8260B		5 mL	5 mL	1 uL			
STDA9 240-385628/12 IC		8260B		5 mL	5 mL	1 uL			
STDA9 240-385628/13 IC		8260B		5 mL	5 mL	1 uL			
STDA9 240-385628/14 IC		8260B		5 mL	5 mL	1 uL			
STDA9 240-385628/15 IC		8260B		5 mL	5 mL	1 uL			
STDA9 240-385628/16 IC		8260B		5 mL	5 mL	1 uL			
ICV 240-385628/17		8260B		5 mL	5 mL	1 uL			

The pound sign (#) in the amount added field denotes that the reagent was used undiluted. All calculations are performed using the stated concentration for this reagent.

GC/MS VOA BATCH WORKSHEET

Lab Name: Eurofins TestAmerica, Canton Job No.: 240-124062-1

SDG No.:

Batch Number: 385628 Batch Start Date: 06/11/19 17:04 Batch Analyst: Williams, Larry

Batch Method: 8260B Batch End Date:

Lab Sample ID	Client Sample ID	Method Chain	Basis	VMFASA9W 00234	VMFASAW 00284	VMFASGW 00312	VMFASPW 00303	VMRA9W 00301	VMRGAS 00296
BFB 240-385628/1		8260B							
STD8260 240-385628/2 IC		8260B							32 uL
STD8260 240-385628/3 IC		8260B							16 uL
STD8260 240-385628/4 ICIS		8260B							8 uL
STD8260 240-385628/5 IC		8260B							4 uL
STD8260 240-385628/6 IC		8260B							3.2 uL
STD8260 240-385628/7 IC		8260B							1.6 uL
STD8260 240-385628/8 IC		8260B							0.8 uL
ICV 240-385628/9		8260B			8 uL	8 uL	8 uL		
STDA9 240-385628/10 IC		8260B						32 uL	
STDA9 240-385628/11 IC		8260B						16 uL	
STDA9 240-385628/12 IC		8260B						8 uL	
STDA9 240-385628/13 IC		8260B						4 uL	
STDA9 240-385628/14 IC		8260B						3.2 uL	
STDA9 240-385628/15 IC		8260B						1.6 uL	
STDA9 240-385628/16 IC		8260B						0.8 uL	
ICV 240-385628/17		8260B		8 uL					

The pound sign (#) in the amount added field denotes that the reagent was used undiluted. All calculations are performed using the stated concentration for this reagent.

GC/MS VOA BATCH WORKSHEET

Lab Name: Eurofins TestAmerica, Canton Job No.: 240-124062-1

SDG No.:

Batch Number: 385628 Batch Start Date: 06/11/19 17:04 Batch Analyst: Williams, Larry

Batch Method: 8260B Batch End Date:

Lab Sample ID	Client Sample ID	Method Chain	Basis	VMRPRIMW 00338					
BFB 240-385628/1		8260B							
STD8260 240-385628/2 IC		8260B		32 uL					
STD8260 240-385628/3 IC		8260B		16 uL					
STD8260 240-385628/4 ICIS		8260B		8 uL					
STD8260 240-385628/5 IC		8260B		4 uL					
STD8260 240-385628/6 IC		8260B		3.2 uL					
STD8260 240-385628/7 IC		8260B		1.6 uL					
STD8260 240-385628/8 IC		8260B		0.8 uL					
ICV 240-385628/9		8260B							
STDA9 240-385628/10 IC		8260B							
STDA9 240-385628/11 IC		8260B							
STDA9 240-385628/12 IC		8260B							
STDA9 240-385628/13 IC		8260B							
STDA9 240-385628/14 IC		8260B							
STDA9 240-385628/15 IC		8260B							
STDA9 240-385628/16 IC		8260B							
ICV 240-385628/17		8260B							

The pound sign (#) in the amount added field denotes that the reagent was used undiluted. All calculations are performed using the stated concentration for this reagent.

GC/MS VOA BATCH WORKSHEET

Lab Name: Eurofins TestAmerica, Canton Job No.: 240-124062-1

SDG No.:

Batch Number: 385628 Batch Start Date: 06/11/19 17:04 Batch Analyst: Williams, Larry

Batch Method: 8260B Batch End Date:

Batch Notes	
pH Indicator ID	HC861525

Basis	Basis Description

The pound sign (#) in the amount added field denotes that the reagent was used undiluted. All calculations are performed using the stated concentration for this reagent.

GC/MS VOA BATCH WORKSHEET

Lab Name: Eurofins TestAmerica, Canton Job No.: 240-124062-1

SDG No.:

Batch Number: 417546 Batch Start Date: 12/28/19 06:12 Batch Analyst: Lata, Todd

Batch Method: 8260B Batch End Date:

Lab Sample ID	Client Sample ID	Method Chain	Basis	InitialAmount	FinalAmount	VM568718 00017	VMAROLISTDW 00326	vmbfb 00024	VMFASAW 00310
BFB 240-417546/1		8260B		5 mL	5 mL			1 uL	
CCVIS 240-417546/4		8260B		5 mL	5 mL	1 uL	5 uL		
CCV 240-417546/5		8260B		5 mL	5 mL	1 uL			
LCS 240-417546/6		8260B		5 g	5 mL	1 uL			2.5 uL
MB 240-417546/7		8260B		5 g	5 mL	1 uL			
240-124077-C-5-B MS		8260B	T	5 g	5 mL	1 uL			2.5 uL
240-124077-C-5-C MSD		8260B	T	5 g	5 mL	1 uL			2.5 uL
240-124062-B-2-A	E-SB-1796-0-1	8260B	T	5 g	5 mL	1 uL			
240-124062-B-4-A	E-SB-1791-0-1	8260B	T	5 g	5 mL	1 uL			
240-124062-B-5-A	E-SB-1792-1-2	8260B	T	5 g	5 mL	1 uL			
240-124062-B-6-A	WC-S-PILES-121719	8260B	T	5 g	5 mL	1 uL			

Lab Sample ID	Client Sample ID	Method Chain	Basis	VMFASGW 00340	VMFASPW 00330	VMRA9W 00326	VMRGAS 00321	VMRPRIMW 00366	VMUX8SS 00032
BFB 240-417546/1		8260B							
CCVIS 240-417546/4		8260B					2 uL	5 uL	1.1547 uL
CCV 240-417546/5		8260B				5 uL			
LCS 240-417546/6		8260B		2.5 uL	2.5 uL				1.1547 uL
MB 240-417546/7		8260B							1.1547 uL
240-124077-C-5-B MS		8260B	T	2.5 uL	2.5 uL				1.1547 uL
240-124077-C-5-C MSD		8260B	T	2.5 uL	2.5 uL				1.1547 uL
240-124062-B-2-A	E-SB-1796-0-1	8260B	T						1.1547 uL
240-124062-B-4-A	E-SB-1791-0-1	8260B	T						1.1547 uL

The pound sign (#) in the amount added field denotes that the reagent was used undiluted. All calculations are performed using the stated concentration for this reagent.

GC/MS VOA BATCH WORKSHEET

Lab Name: Eurofins TestAmerica, Canton Job No.: 240-124062-1

SDG No.:

Batch Number: 417546 Batch Start Date: 12/28/19 06:12 Batch Analyst: Lata, Todd

Batch Method: 8260B Batch End Date:

Lab Sample ID	Client Sample ID	Method Chain	Basis	VMFASGW 00340	VMFASPW 00330	VMRA9W 00326	VMRGAS 00321	VMRPRIMW 00366	VMUX8SS 00032
240-124062-B-5-A	E-SB-1792-1-2	8260B	T						1.1547 uL
240-124062-B-6-A	WC-S-PILES-121719	8260B	T						1.1547 uL

Batch Notes	

Basis	Basis Description
T	Total/NA

The pound sign (#) in the amount added field denotes that the reagent was used undiluted. All calculations are performed using the stated concentration for this reagent.

GC/MS VOA BATCH WORKSHEET

Lab Name: Eurofins TestAmerica, Canton Job No.: 240-124062-1

SDG No.:

Batch Number: 417548 Batch Start Date: 12/28/19 07:26 Batch Analyst: Lata, Todd

Batch Method: 5030A Batch End Date:

Lab Sample ID	Client Sample ID	Method Chain	Basis	InitialAmount	FinalAmount				
240-124077-C-5 MS		5030A, 8260B	T	5.09 g	5 mL				
240-124077-C-5 MSD		5030A, 8260B	T	5.01 g	5 mL				
240-124062-B-2	E-SB-1796-0-1	5030A, 8260B	T	5.11 g	5 mL				
240-124062-B-4	E-SB-1791-0-1	5030A, 8260B	T	5.19 g	5 mL				
240-124062-B-5	E-SB-1792-1-2	5030A, 8260B	T	5.34 g	5 mL				
240-124062-B-6	WC-S-PILES-121719	5030A, 8260B	T	5.32 g	5 mL				

Batch Notes	
Balance ID	B035
Blank Matrix ID	185572

Basis	Basis Description
T	Total/NA

The pound sign (#) in the amount added field denotes that the reagent was used undiluted. All calculations are performed using the stated concentration for this reagent.

GC/MS VOA BATCH WORKSHEET

Lab Name: Eurofins TestAmerica, Canton Job No.: 240-124062-1

SDG No.:

Batch Number: 417563 Batch Start Date: 12/29/19 02:54 Batch Analyst: Macenczak, Steven

Batch Method: 8260B Batch End Date:

Lab Sample ID	Client Sample ID	Method Chain	Basis	InitialAmount	FinalAmount	VM568718 00017	VMAROLISTDW 00326	vmbfb 00024	VMFASAW 00310
BFB 240-417563/1		8260B		5 mL	5 mL			1 uL	
CCVIS 240-417563/4		8260B		5 mL	5 mL	1 uL	5 uL		
CCV 240-417563/5		8260B		5 mL	5 mL	1 uL			
LCS 240-417563/6		8260B		5 g	5 mL	1 uL			2.5 uL
MB 240-417563/7		8260B		5 g	5 mL	1 uL			
240-124062-B-3-B	E-SB-DUP-01	8260B	T	5 g	5 mL	1 uL			
240-124062-B-3-C MS	E-SB-DUP-01	8260B	T	5 g	5 mL	1 uL			2.5 uL
240-124062-B-3-D MSD	E-SB-DUP-01	8260B	T	5 g	5 mL	1 uL			2.5 uL
240-124062-B-4-C	E-SB-1791-0-1	8260B	T	5 g	5 mL	1 uL			

Lab Sample ID	Client Sample ID	Method Chain	Basis	VMFASGW 00340	VMFASPW 00330	VMRA9W 00326	VMRGAS 00321	VMRPRIMW 00366	VMUX8SS 00032
BFB 240-417563/1		8260B							
CCVIS 240-417563/4		8260B					2 uL	5 uL	1.1547 uL
CCV 240-417563/5		8260B				5 uL			
LCS 240-417563/6		8260B		2.5 uL	2.5 uL				1.1547 uL
MB 240-417563/7		8260B							1.1547 uL
240-124062-B-3-B	E-SB-DUP-01	8260B	T						1.1547 uL
240-124062-B-3-C MS	E-SB-DUP-01	8260B	T	2.5 uL	2.5 uL				1.1547 uL
240-124062-B-3-D MSD	E-SB-DUP-01	8260B	T	2.5 uL	2.5 uL				1.1547 uL
240-124062-B-4-C	E-SB-1791-0-1	8260B	T						1.1547 uL

Batch Notes	

The pound sign (#) in the amount added field denotes that the reagent was used undiluted. All calculations are performed using the stated concentration for this reagent.

GC/MS VOA BATCH WORKSHEET

Lab Name: Eurofins TestAmerica, Canton Job No.: 240-124062-1

SDG No.:

Batch Number: 417563 Batch Start Date: 12/29/19 02:54 Batch Analyst: Macenczak, Steven

Batch Method: 8260B Batch End Date:

Basis	Basis Description
T	Total/NA

The pound sign (#) in the amount added field denotes that the reagent was used undiluted. All calculations are performed using the stated concentration for this reagent.

GC/MS VOA BATCH WORKSHEET

Lab Name: Eurofins TestAmerica, Canton Job No.: 240-124062-1

SDG No.:

Batch Number: 417565 Batch Start Date: 12/29/19 05:13 Batch Analyst: Lata, Todd

Batch Method: 5030A Batch End Date:

Lab Sample ID	Client Sample ID	Method Chain	Basis	InitialAmount	FinalAmount				
240-124062-B-3	E-SB-DUP-01	5030A, 8260B	T	5.43 g	5 mL				
240-124062-B-3 MS	E-SB-DUP-01	5030A, 8260B	T	5.09 g	5 mL				
240-124062-B-3 MSD	E-SB-DUP-01	5030A, 8260B	T	5.09 g	5 mL				
240-124062-B-4	E-SB-1791-0-1	5030A, 8260B	T	0.56 g	5 mL				

Batch Notes	
Balance ID	B035
Blank Matrix ID	185572

Basis	Basis Description
T	Total/NA

The pound sign (#) in the amount added field denotes that the reagent was used undiluted. All calculations are performed using the stated concentration for this reagent.

GC/MS VOA BATCH WORKSHEET

Lab Name: Eurofins TestAmerica, Canton Job No.: 240-124062-1

SDG No.:

Batch Number: 417660 Batch Start Date: 12/30/19 10:08 Batch Analyst: Williams, Larry

Batch Method: 8260B Batch End Date:

Lab Sample ID	Client Sample ID	Method Chain	Basis	InitialAmount	FinalAmount	Initial pH	VM50IS 00077	VM50IS 00079	vm50ss_stk 00082
BFB 240-417660/1		8260B		5 mL	5 mL				
CCVIS 240-417660/2		8260B		5 mL	5 mL			1 uL	1 uL
CCV 240-417660/3		8260B		5 mL	5 mL		1 uL		
LCS 240-417660/4		8260B		5 mL	5 mL			1 uL	1 uL
MB 240-417660/7		8260B		5 mL	5 mL			1 uL	1 uL
240-124062-B-1	TB-121719	8260B	T	5 mL	5 mL	<2 SU		1 uL	1 uL
240-124181-E-19 MS	OBG-21D (20191218)	8260B	T	5 mL	5 mL	<2 SU		1 uL	1 uL
240-124181-F-19 MSD	OBG-21D (20191218)	8260B	T	5 mL	5 mL	<2 SU		1 uL	1 uL

Lab Sample ID	Client Sample ID	Method Chain	Basis	VMAROLISTDW 00326	VMBFB 00024	VMFASAW 00310	VMFASGW 00341	VMFASPW 00330	VMRA9W 00326
BFB 240-417660/1		8260B			1 uL				
CCVIS 240-417660/2		8260B		8 uL					
CCV 240-417660/3		8260B							8 uL
LCS 240-417660/4		8260B				8 uL	8 uL	8 uL	
MB 240-417660/7		8260B							
240-124062-B-1	TB-121719	8260B	T						
240-124181-E-19 MS	OBG-21D (20191218)	8260B	T			8 uL	8 uL	8 uL	
240-124181-F-19 MSD	OBG-21D (20191218)	8260B	T			8 uL	8 uL	8 uL	

Lab Sample ID	Client Sample ID	Method Chain	Basis	VMRGAS 00321	VMRPRIMW 00366				
BFB 240-417660/1		8260B							
CCVIS 240-417660/2		8260B		8 uL	8 uL				
CCV 240-417660/3		8260B							

The pound sign (#) in the amount added field denotes that the reagent was used undiluted. All calculations are performed using the stated concentration for this reagent.

GC/MS VOA BATCH WORKSHEET

Lab Name: Eurofins TestAmerica, Canton Job No.: 240-124062-1

SDG No.:

Batch Number: 417660 Batch Start Date: 12/30/19 10:08 Batch Analyst: Williams, Larry

Batch Method: 8260B Batch End Date:

Lab Sample ID	Client Sample ID	Method Chain	Basis	VMRGAS 00321	VMRPRIMW 00366				
LCS 240-417660/4		8260B							
MB 240-417660/7		8260B							
240-124062-B-1	TB-121719	8260B	T						
240-124181-E-19 MS	OBG-21D (20191218)	8260B	T						
240-124181-F-19 MSD	OBG-21D (20191218)	8260B	T						

Batch Notes	
pH Indicator ID	HC861525

Basis	Basis Description
T	Total/NA

The pound sign (#) in the amount added field denotes that the reagent was used undiluted. All calculations are performed using the stated concentration for this reagent.

GC/MS VOA BATCH WORKSHEET

Lab Name: Eurofins TestAmerica, Canton Job No.: 240-124062-1

SDG No.:

Batch Number: 417817 Batch Start Date: 12/31/19 11:05 Batch Analyst: Williams, Larry

Batch Method: 8260B Batch End Date:

Lab Sample ID	Client Sample ID	Method Chain	Basis	InitialAmount	FinalAmount	Initial pH	VM50IS 00077	VM50IS 00079	vm50ss_stk 00082
BFB 240-417817/1		8260B		5 mL	5 mL				
CCVIS 240-417817/2		8260B		5 mL	5 mL			1 uL	1 uL
CCV 240-417817/3		8260B		5 mL	5 mL		1 uL		
LCS 240-417817/4		8260B		5 mL	5 mL			1 uL	1 uL
MB 240-417817/7		8260B		5 mL	5 mL			1 uL	1 uL
240-124062-B-7	WC-W-PILES-121719	8260B	T	5 mL	5 mL	7 SU		1 uL	1 uL
240-124062-B-7 MS	WC-W-PILES-121719	8260B	T	5 mL	5 mL	<2 SU		1 uL	1 uL
240-124062-B-7 MSD	WC-W-PILES-121719	8260B	T	5 mL	5 mL	<2 SU		1 uL	1 uL

Lab Sample ID	Client Sample ID	Method Chain	Basis	VMAROLISTDW 00326	VMBFB 00024	VMFASAW 00310	VMFASGW 00341	VMFASPW 00330	VMRA9W 00326
BFB 240-417817/1		8260B			1 uL				
CCVIS 240-417817/2		8260B		8 uL					
CCV 240-417817/3		8260B							8 uL
LCS 240-417817/4		8260B				8 uL	8 uL	8 uL	
MB 240-417817/7		8260B							
240-124062-B-7	WC-W-PILES-121719	8260B	T						
240-124062-B-7 MS	WC-W-PILES-121719	8260B	T			8 uL	8 uL	8 uL	
240-124062-B-7 MSD	WC-W-PILES-121719	8260B	T			8 uL	8 uL	8 uL	

Lab Sample ID	Client Sample ID	Method Chain	Basis	VMRGAS 00321	VMRPRIMW 00366				
BFB 240-417817/1		8260B							
CCVIS 240-417817/2		8260B		8 uL	8 uL				

The pound sign (#) in the amount added field denotes that the reagent was used undiluted. All calculations are performed using the stated concentration for this reagent.

GC/MS VOA BATCH WORKSHEET

Lab Name: Eurofins TestAmerica, Canton Job No.: 240-124062-1

SDG No.:

Batch Number: 417817 Batch Start Date: 12/31/19 11:05 Batch Analyst: Williams, Larry

Batch Method: 8260B Batch End Date:

Lab Sample ID	Client Sample ID	Method Chain	Basis	VMRGAS 00321	VMRPRIMW 00366				
CCV 240-417817/3		8260B							
LCS 240-417817/4		8260B							
MB 240-417817/7		8260B							
240-124062-B-7	WC-W-PILES-121719	8260B	T						
240-124062-B-7 MS	WC-W-PILES-121719	8260B	T						
240-124062-B-7 MSD	WC-W-PILES-121719	8260B	T						

Batch Notes	
pH Indicator ID	HC861525

Basis	Basis Description
T	Total/NA

The pound sign (#) in the amount added field denotes that the reagent was used undiluted. All calculations are performed using the stated concentration for this reagent.

Method 8082A

Polychlorinated Biphenyls (PCBs) (GC) by Method 8082A

FORM II
PCBS SURROGATE RECOVERY

Lab Name: Eurofins TestAmerica, Canton Job No.: 240-124062-1

SDG No.:

Matrix: Solid Level: Low

GC Column (2): CLP-1 (0.53 ID: 0.53(mm)

Client Sample ID	Lab Sample ID	TCX2 #	DCBP2 #
WC-S-PILES-121719	240-124062-6	67	61
	MB 240-416577/15-A	73	81
	LCS 240-416577/16-A	82	83
	240-124017-C-32-C MS	79	120
	240-124017-C-32-D MSD	73	552 X

	QC LIMITS
TCX = Tetrachloro-m-xylene	14-128
DCBP = DCB Decachlorobiphenyl	10-132

Column to be used to flag recovery values

FORM II 8082A

FORM II
PCBS SURROGATE RECOVERY

Lab Name: Eurofins TestAmerica, Canton Job No.: 240-124062-1

SDG No.:

Matrix: Water Level: Low

GC Column (2): CLP-1 (0.53 ID: 0.53(mm)

Client Sample ID	Lab Sample ID	TCX2	#	DCBP2	#
WC-W-PILES-121719	240-124062-7	0	X	0	X
	MB 240-417140/18-A	80		81	
	LCS 240-417140/19-A	78		76	

	QC LIMITS
TCX = Tetrachloro-m-xylene	22-120
DCBP = DCB Decachlorobiphenyl	10-120

Column to be used to flag recovery values

FORM II 8082A

FORM III
PCBS LAB CONTROL SAMPLE RECOVERY

Lab Name: Eurofins TestAmerica, Canton Job No.: 240-124062-1

SDG No.:

Matrix: Solid Level: Low Lab File ID: P11122410.D

Lab ID: LCS 240-416577/16-A Client ID:

COMPOUND	SPIKE ADDED (ug/Kg)	LCS CONCENTRATION (ug/Kg)	LCS % REC	QC LIMITS REC	#
Aroclor-1016	1000	736	74	47-120	
Aroclor-1260	1000	797	80	46-120	

Column to be used to flag recovery and RPD values

FORM III 8082A

FORM III
PCBS LAB CONTROL SAMPLE RECOVERY

Lab Name: Eurofins TestAmerica, Canton Job No.: 240-124062-1

SDG No.:

Matrix: Water Level: Low Lab File ID: P12122710.D

Lab ID: LCS 240-417140/19-A Client ID:

COMPOUND	SPIKE ADDED (ug/L)	LCS CONCENTRATION (ug/L)	LCS % REC	QC LIMITS REC	#
Aroclor-1016	2.50	2.06	82	28-120	
Aroclor-1260	2.50	1.82	73	30-120	

Column to be used to flag recovery and RPD values

FORM III 8082A

FORM III
PCBS MATRIX SPIKE RECOVERY

Lab Name: Eurofins TestAmerica, Canton Job No.: 240-124062-1

SDG No.:

Matrix: Solid Level: Low Lab File ID: P11122419.D

Lab ID: 240-124017-C-32-C MS Client ID:

COMPOUND	SPIKE ADDED (ug/Kg)	SAMPLE CONCENTRATION (ug/Kg)	MS CONCENTRATION (ug/Kg)	MS % REC	QC LIMITS REC	#
Aroclor-1016	2460	55 U	1540	63	31-120	
Aroclor-1260	2460	150	1580	58	21-122	

Column to be used to flag recovery and RPD values

FORM III 8082A

FORM III
PCBS MATRIX SPIKE DUPLICATE RECOVERY

Lab Name: Eurofins TestAmerica, Canton Job No.: 240-124062-1

SDG No.:

Matrix: Solid Level: Low Lab File ID: P11122420.D

Lab ID: 240-124017-C-32-D MSD Client ID:

COMPOUND	SPIKE ADDED (ug/Kg)	MSD CONCENTRATION (ug/Kg)	MSD % REC	% RPD	QC LIMITS RPD	QC LIMITS REC	#
Aroclor-1016	2400	1380	57	12	30	31-120	
Aroclor-1260	2400	1440	53	10	30	21-122	

Column to be used to flag recovery and RPD values

FORM III 8082A

FORM IV
PCBS METHOD BLANK SUMMARY

Lab Name: Eurofins TestAmerica, Canton Job No.: 240-124062-1

SDG No.:

Lab Sample ID: MB 240-416577/15-A

Matrix: Solid Date Extracted: 12/20/2019 09:12

Lab File ID:(1) P11122409.D Lab File ID:(2) P11122409.D

Date Analyzed:(1) 12/24/2019 14:37 Date Analyzed:(2) 12/24/2019 14:37

Instrument ID:(1) A2HP11 Instrument ID:(2) A2HP11

GC Column:(1) CLP-2 (0.53m ID: 0.53(mm) GC Column:(2) CLP-1 (0.53m ID: 0.53(mm)

THIS METHOD BLANK APPLIES TO THE FOLLOWING SAMPLES:

CLIENT SAMPLE ID	LAB SAMPLE ID	DATE ANALYZED 1	DATE ANALYZED 2
	LCS 240-416577/16-A	12/24/2019 14:51	12/24/2019 14:51
WC-S-PILES-121719	240-124062-6	12/24/2019 16:04	12/24/2019 16:04
	240-124017-C-32-C MS	12/24/2019 17:03	12/24/2019 17:03
	240-124017-C-32-D MSD	12/24/2019 17:18	12/24/2019 17:18

FORM IV
PCBS METHOD BLANK SUMMARY

Lab Name: Eurofins TestAmerica, Canton Job No.: 240-124062-1

SDG No.:

Lab Sample ID: MB 240-417140/18-A

Matrix: Water Date Extracted: 12/24/2019 13:01

Lab File ID:(1) P12122709.D Lab File ID:(2) P12122709.D

Date Analyzed:(1) 12/27/2019 09:56 Date Analyzed:(2) 12/27/2019 09:56

Instrument ID:(1) A2HP12 Instrument ID:(2) A2HP12

GC Column:(1) CLP-2 (0.53m ID: 0.53(mm) GC Column:(2) CLP-1 (0.53m ID: 0.53(mm)

THIS METHOD BLANK APPLIES TO THE FOLLOWING SAMPLES:

CLIENT SAMPLE ID	LAB SAMPLE ID	DATE ANALYZED 1	DATE ANALYZED 2
	LCS 240-417140/19-A	12/27/2019 10:17	12/27/2019 10:17
WC-W-PILES-121719	240-124062-7	12/27/2019 11:42	12/27/2019 11:42

FORM VIII
PCBS INTERNAL STANDARD AREA AND RETENTION TIME SUMMARY

Lab Name: Eurofins TestAmerica, Canton Job No.: 240-124062-1

SDG No.:

Sample No.: STD05 240-402587/31 Date Analyzed: 09/26/2019 18:58

Instrument ID: A2HP11 GC Column: CLP-1 (0.53mm) ID: 0.53(mm)

Lab File ID (Standard): P11092631.D Heated Purge: (Y/N) N

Calibration ID: 53493

		BNB					
		AREA #	RT #	AREA #	RT #	AREA #	RT #
INITIAL CALIBRATION MID-POINT		127649095	1.39				
UPPER LIMIT		255298190	1.89				
LOWER LIMIT		63824548	0.89				
LAB SAMPLE ID	CLIENT SAMPLE ID						
ICV 240-402587/34		118144339	1.39				
ICV 240-402587/35		115362359	1.39				
ICV 240-402587/36		113308921	1.39				
ICV 240-402587/37		116579285	1.39				
ICV 240-402587/38		119300561	1.39				
ICV 240-402587/39		120500386	1.39				
ICV 240-402587/40		117804335	1.39				
ICV 240-402587/42		124880008	1.40				
CCV 240-417104/3 CCVIS		124771656	1.38				

BNB = 1-Bromo-2-nitrobenzene

Area Limit = 50%-200% of internal standard area
RT Limit = ± 0.5 minutes of internal standard RT

Column used to flag values outside QC limits

FORM VIII 8082A

FORM VIII
PCBS INTERNAL STANDARD AREA AND RETENTION TIME SUMMARY

Lab Name: Eurofins TestAmerica, Canton Job No.: 240-124062-1

SDG No.:

Sample No.: STD05 240-402587/31 Date Analyzed: 09/26/2019 18:58

Instrument ID: A2HP11 GC Column: CLP-2 (0.53mm) ID: 0.53(mm)

Lab File ID (Standard): P11092631.D Heated Purge: (Y/N) N

Calibration ID: 53494

		BNB					
		AREA #	RT #	AREA #	RT #	AREA #	RT #
INITIAL CALIBRATION MID-POINT		145252565	1.83				
UPPER LIMIT		290505130	2.33				
LOWER LIMIT		72626283	1.33				
LAB SAMPLE ID	CLIENT SAMPLE ID						
ICV 240-402587/34		133997176	1.83				
ICV 240-402587/35		130450514	1.83				
ICV 240-402587/36		127886133	1.83				
ICV 240-402587/37		130546994	1.83				
ICV 240-402587/38		135202715	1.83				
ICV 240-402587/39		135648903	1.84				
ICV 240-402587/40		134736079	1.83				
ICV 240-402587/42		137956274	1.83				

BNB = 1-Bromo-2-nitrobenzene

Area Limit = 50%-200% of internal standard area
RT Limit = ± 0.5 minutes of internal standard RT

Column used to flag values outside QC limits

FORM VIII 8082A

FORM VIII
PCBS INTERNAL STANDARD AREA AND RETENTION TIME SUMMARY

Lab Name: Eurofins TestAmerica, Canton Job No.: 240-124062-1

SDG No.:

Sample No.: CCV 240-417104/3 Date Analyzed: 12/24/2019 13:09

Instrument ID: A2HP11 GC Column: CLP-1 (0.53mm) ID: 0.53(mm)

Lab File ID (Standard): P11122403.D Heated Purge: (Y/N) N

Calibration ID: 53493

		BNB					
		AREA #	RT #	AREA #	RT #	AREA #	RT #
12/24 HOUR STD		124771656	1.38				
UPPER LIMIT		249543312	1.88				
LOWER LIMIT		62385828	0.88				
LAB SAMPLE ID	CLIENT SAMPLE ID						
CCV 240-417104/4		127160444	1.38				
CCV 240-417104/5		128134877	1.38				
CCV 240-417104/6		144667531	1.38				
CCV 240-417104/7		132016440	1.38				
MB 240-416577/15-A		130204662	1.38				
LCS 240-416577/16-A		133832916	1.38				
240-124062-6	WC-S-PILES-121719	133495610	1.38				
240-124017-C-32-C MS		111192773	1.38				
240-124017-C-32-D MSD		118044065	1.38				

BNB = 1-Bromo-2-nitrobenzene

Area Limit = 50%-200% of internal standard area
RT Limit = ± 0.5 minutes of internal standard RT

Column used to flag values outside QC limits

FORM VIII 8082A

FORM VIII
PCBS INTERNAL STANDARD AREA AND RETENTION TIME SUMMARY

Lab Name: Eurofins TestAmerica, Canton Job No.: 240-124062-1

SDG No.:

Sample No.: STD05 240-401912/31 Date Analyzed: 09/23/2019 22:32

Instrument ID: A2HP12 GC Column: CLP-1 (0.53mm) ID: 0.53(mm)

Lab File ID (Standard): P12092331.D Heated Purge: (Y/N) N

Calibration ID: 53389

		BNB					
		AREA #	RT #	AREA #	RT #	AREA #	RT #
INITIAL CALIBRATION MID-POINT		76893956	2.82				
UPPER LIMIT							
LOWER LIMIT							
LAB SAMPLE ID	CLIENT SAMPLE ID						
ICV 240-401912/34		73070513	2.82				
ICV 240-401912/35		71180976	2.82				
ICV 240-401912/36		71649284	2.82				
ICV 240-401912/37		72027341	2.82				
ICV 240-401912/38		71669140	2.82				
ICV 240-401912/39		72003588	2.82				
ICV 240-401912/40		70813124	2.82				
ICV 240-401912/41		70453208	2.82				
CCV 240-417350/3 CCVIS		76054442	2.75				

Column used to flag values outside QC limits

FORM VIII 8082A

FORM VIII
PCBS INTERNAL STANDARD AREA AND RETENTION TIME SUMMARY

Lab Name: Eurofins TestAmerica, Canton Job No.: 240-124062-1

SDG No.:

Sample No.: STD05 240-401912/31 Date Analyzed: 09/23/2019 22:32

Instrument ID: A2HP12 GC Column: CLP-2 (0.53mm) ID: 0.53(mm)

Lab File ID (Standard): P12092331.D Heated Purge: (Y/N) N

Calibration ID: 53390

		BNB					
		AREA #	RT #	AREA #	RT #	AREA #	RT #
INITIAL CALIBRATION MID-POINT		100965876	3.34				
UPPER LIMIT							
LOWER LIMIT							
LAB SAMPLE ID	CLIENT SAMPLE ID						
ICV 240-401912/34		95370865	3.34				
ICV 240-401912/35		95440545	3.34				
ICV 240-401912/36		95904867	3.35				
ICV 240-401912/37		94915932	3.34				
ICV 240-401912/38		95942324	3.34				
ICV 240-401912/39		96578207	3.34				
ICV 240-401912/40		93082616	3.34				
ICV 240-401912/41		91359947	3.35				

Column used to flag values outside QC limits

FORM VIII 8082A

FORM VIII
PCBS INTERNAL STANDARD AREA AND RETENTION TIME SUMMARY

Lab Name: Eurofins TestAmerica, Canton Job No.: 240-124062-1

SDG No.:

Sample No.: CCV 240-417350/3 Date Analyzed: 12/27/2019 07:49

Instrument ID: A2HP12 GC Column: CLP-1 (0.53mm) ID: 0.53(mm)

Lab File ID (Standard): P12122703.D Heated Purge: (Y/N) N

Calibration ID: 53389

		BNB					
		AREA #	RT #	AREA #	RT #	AREA #	RT #
12/24 HOUR STD		76054442	2.75				
UPPER LIMIT							
LOWER LIMIT							
LAB SAMPLE ID	CLIENT SAMPLE ID						
CCV 240-417350/4		77076899	2.75				
CCV 240-417350/5		75302133	2.75				
CCV 240-417350/6		75897956	2.75				
CCV 240-417350/7		76434182	2.75				
MB 240-417140/18-A		77134644	2.75				
LCS 240-417140/19-A		80043849	2.75				
240-124062-7	WC-W-PILES-121719	80432109	2.75				

Column used to flag values outside QC limits

FORM VIII 8082A

FORM X
IDENTIFICATION SUMMARY

Lab Name: Eurofins TestAmerica, Canton Job No.: 240-124062-1

SDG No.:

Client Sample ID: WC-S-PILES-121719 Lab Sample ID: 240-124062-6

Instrument ID (1): A2HP11 Instrument ID (2): A2HP11

Date Analyzed (1): 12/24/2019 16:04 Date Analyzed (2): 12/24/2019 16:04

GC Column (1): CLP-2 (0.53mm ID: 0.53(mm) GC Column (2): CLP-1 (0.53mm ID: 0.53(mm)

ANALYTE	COL	PEAK	RT	RT WINDOW		CONCENTRATION		RPD
				FROM	TO	PEAK	MEAN	
Aroclor-1260	1	1	7.19	7.17	7.21	59.3	65	17.8
		2	7.50	7.48	7.52	81.0		
		3	7.84	7.82	7.86	63.5		
		4	8.06	8.04	8.08	56.1		
		5	8.35	8.33	8.37	66.0		
	2	1	5.97	5.95	5.99	49.1	55	
		2	6.24	6.22	6.26	50.5		
		3	6.60	6.58	6.62	49.4		
		4	7.10	7.08	7.12	47.2		
		5	7.34	7.32	7.36	76.4		

FORM X
IDENTIFICATION SUMMARY

Lab Name: Eurofins TestAmerica, Canton Job No.: 240-124062-1

SDG No.:

Client Sample ID: Lab Sample ID: 240-124017-C-32-C MS

Instrument ID (1): A2HP11 Instrument ID (2): A2HP11

Date Analyzed (1): 12/24/2019 17:03 Date Analyzed (2): 12/24/2019 17:03

GC Column (1): CLP-2 (0.53mm ID: 0.53(mm) GC Column (2): CLP-1 (0.53mm ID: 0.53(mm)

ANALYTE	COL	PEAK	RT	RT WINDOW		CONCENTRATION		RPD
				FROM	TO	PEAK	MEAN	
Aroclor-1016	1	1	3.98	3.96	4.00	1450	1560	0.7
		2	4.55	4.53	4.57	1520		
		3	5.11	5.09	5.12	1700		
		4	5.26	5.24	5.28	1520		
		5	5.54	5.51	5.55	1580		
	2	1	2.77	2.75	2.78	1500	1540	
		2	3.32	3.30	3.34	1580		
		3	3.99	3.97	4.01	1550		
		4	4.17	4.15	4.19	1600		
		5	4.49	4.46	4.50	1480		
Aroclor-1260	1	1	7.19	7.17	7.21	1550	1580	0.2
		2	7.50	7.48	7.52	1640		
		3	7.84	7.82	7.86	1550		
		4	8.06	8.04	8.08	1630		
		5	8.35	8.33	8.37	1550		
	2	1	5.97	5.95	5.99	1600	1580	
		2	6.24	6.22	6.26	1660		
		3	6.60	6.58	6.62	1510		
		4	7.10	7.08	7.12	1510		
		5	7.34	7.32	7.36	1620		

FORM X
IDENTIFICATION SUMMARY

Lab Name: Eurofins TestAmerica, Canton Job No.: 240-124062-1

SDG No.:

Client Sample ID: Lab Sample ID: 240-124017-C-32-D MSD

Instrument ID (1): A2HP11 Instrument ID (2): A2HP11

Date Analyzed (1): 12/24/2019 17:18 Date Analyzed (2): 12/24/2019 17:18

GC Column (1): CLP-2 (0.53mm ID: 0.53(mm) GC Column (2): CLP-1 (0.53mm ID: 0.53(mm)

ANALYTE	COL	PEAK	RT	RT WINDOW		CONCENTRATION		RPD
				FROM	TO	PEAK	MEAN	
Aroclor-1016	1	1	3.98	3.96	4.00	1300	1350	2.4
		2	4.55	4.53	4.57	1300		
		3	5.11	5.09	5.12	1480		
		4	5.26	5.24	5.28	1290		
		5	5.54	5.51	5.55	1370		
	2	1	2.77	2.75	2.78	1340	1380	
		2	3.32	3.30	3.34	1400		
		3	3.99	3.97	4.01	1370		
		4	4.17	4.15	4.19	1460		
		5	4.48	4.46	4.50	1330		
Aroclor-1260	1	1	7.19	7.17	7.21	1340	1420	1.3
		2	7.50	7.48	7.52	1470		
		3	7.84	7.82	7.86	1430		
		4	8.06	8.04	8.08	1480		
		5	8.35	8.33	8.37	1370		
	2	1	5.97	5.95	5.99	1520	1440	
		2	6.24	6.22	6.26	1480		
		3	6.60	6.58	6.62	1380		
		4	7.10	7.08	7.12	1330		
		5	7.34	7.32	7.36	1460		

FORM X
IDENTIFICATION SUMMARY

Lab Name: Eurofins TestAmerica, Canton Job No.: 240-124062-1

SDG No.:

Client Sample ID: Lab Sample ID: LCS 240-416577/16-A

Instrument ID (1): A2HP11 Instrument ID (2): A2HP11

Date Analyzed (1): 12/24/2019 14:51 Date Analyzed (2): 12/24/2019 14:51

GC Column (1): CLP-2 (0.53mm ID: 0.53(mm) GC Column (2): CLP-1 (0.53mm ID: 0.53(mm)

ANALYTE	COL	PEAK	RT	RT WINDOW		CONCENTRATION		RPD
				FROM	TO	PEAK	MEAN	
Aroclor-1016	1	1	3.98	3.96	4.00	693	766	4.0
		2	4.55	4.53	4.57	721		
		3	5.11	5.09	5.12	857		
		4	5.26	5.24	5.28	786		
		5	5.53	5.51	5.55	774		
	2	1	2.77	2.75	2.78	677	736	
		2	3.32	3.30	3.34	735		
		3	3.99	3.97	4.01	732		
		4	4.17	4.15	4.19	777		
		5	4.48	4.46	4.50	760		
Aroclor-1260	1	1	7.19	7.17	7.21	805	803	0.7
		2	7.50	7.48	7.52	820		
		3	7.84	7.82	7.86	803		
		4	8.06	8.04	8.08	803		
		5	8.35	8.33	8.37	785		
	2	1	5.97	5.95	5.99	800	797	
		2	6.24	6.22	6.26	792		
		3	6.60	6.58	6.62	782		
		4	7.10	7.08	7.12	801		
		5	7.34	7.32	7.36	811		

FORM X
IDENTIFICATION SUMMARY

Lab Name: Eurofins TestAmerica, Canton Job No.: 240-124062-1

SDG No.:

Client Sample ID: Lab Sample ID: LCS 240-417140/19-A

Instrument ID (1): A2HP12 Instrument ID (2): A2HP12

Date Analyzed (1): 12/27/2019 10:17 Date Analyzed (2): 12/27/2019 10:17

GC Column (1): CLP-2 (0.53mm ID: 0.53(mm) GC Column (2): CLP-1 (0.53mm ID: 0.53(mm)

ANALYTE	COL	PEAK	RT	RT WINDOW		CONCENTRATION		RPD
				FROM	TO	PEAK	MEAN	
Aroclor-1016	1	1	5.81	5.79	5.83	2.72	2.09	1.7
		2	6.43	6.41	6.45	1.80		
		3	7.06	7.05	7.08	2.01		
		4	7.24	7.23	7.26	2.04		
		5	7.58	7.56	7.59	1.89		
	2	1	4.84	4.83	4.86	3.12	2.06	
		2	5.42	5.40	5.43	2.00		
		3	6.08	6.08	6.12	1.48		
		4	6.28	6.26	6.30	1.82		
		5	6.62	6.61	6.64	1.86		
Aroclor-1260	1	1	9.41	9.40	9.43	1.73	1.94	6.1
		2	9.67	9.65	9.69	1.95		
		3	10.08	10.06	10.10	2.02		
		4	10.82	10.81	10.84	2.01		
		5	11.20	11.19	11.22	1.96		
	2	1	8.38	8.37	8.40	1.74	1.82	
		2	8.72	8.70	8.74	2.05		
		3	9.05	9.03	9.07	1.90		
		4	9.84	9.82	9.86	1.72		
		5	10.16	10.14	10.18	1.70		

FORM I
PCBS ORGANICS ANALYSIS DATA SHEET

Lab Name: Eurofins TestAmerica, Canton Job No.: 240-124062-1

SDG No.:

Client Sample ID: WC-S-PILES-121719 Lab Sample ID: 240-124062-6

Matrix: Solid Lab File ID: P11122415.D

Analysis Method: 8082A Date Collected: 12/17/2019 11:30

Extraction Method: 3540C Date Extracted: 12/20/2019 09:12

Sample wt/vol: 10.23(g) Date Analyzed: 12/24/2019 16:04

Con. Extract Vol.: 10(mL) Dilution Factor: 1

Injection Volume: 1(uL) GC Column: CLP-1 (0.53mm) ID: 0.53(mm)

% Moisture: 17.4 GPC Cleanup:(Y/N) N

Analysis Batch No.: 417104 Units: ug/Kg

CAS NO.	COMPOUND NAME	RESULT	Q	RL	MDL
12674-11-2	Aroclor-1016	26	U	59	26
11104-28-2	Aroclor-1221	28	U	59	28
11141-16-5	Aroclor-1232	27	U	59	27
53469-21-9	Aroclor-1242	22	U	59	22
12672-29-6	Aroclor-1248	28	U	59	28
11097-69-1	Aroclor-1254	27	U	59	27
11096-82-5	Aroclor-1260	55	J	59	26
37324-23-5	Aroclor-1262	37	U	59	37
11100-14-4	Aroclor-1268	27	U	59	27

CAS NO.	SURROGATE	%REC	Q	LIMITS
877-09-8	Tetrachloro-m-xylene	67		14-128
2051-24-3	DCB Decachlorobiphenyl	61		10-132

Eurofins TestAmerica, Canton
Target Compound Quantitation Report

Data File:	\\chromna\Canton\ChromData\A2HP11\20191224-94529.b\P11122415.D				
Lims ID:	240-124062-C-6-B				
Client ID:	WC-S-PILES-121719				
Sample Type:	Client				
Inject. Date:	24-Dec-2019 16:04:59	ALS Bottle#:	15	Worklist Smp#:	15
Injection Vol:	1.0 uL	Dil. Factor:	1.0000		
Sample Info:	240-0094529-015				
Operator ID:		Instrument ID:	A2HP11		
Method:	\\chromna\Canton\ChromData\A2HP11\20191224-94529.b\PCB11 IS.m				
Limit Group:	GC 8082A IS				
Last Update:	26-Dec-2019 07:32:01	Calib Date:	26-Sep-2019 19:27:31		
Integrator:	Falcon				
Quant Method:	Internal Standard	Quant By:	Initial Calibration		
Last ICal File:	\\chromna\Canton\ChromData\A2HP11\20190926-91426.b\P11092633.D				
Column 1 :	CLP-1 0.53mm ID (0.53 mm)		Det: GC ECD1A		
Column 2 :	CLP-2 0.53mm ID (0.53 mm)		Det: GC ecd2b		
Process Host:	CTX0332				
First Level Reviewer: hassl		Date:	26-Dec-2019 07:27:47		

Col	RT (min.)	Exp RT (min.)	Dlt RT (min.)	Response	OnCol Amt ng/ul	Flags
S 1 Polychlorinated biphenyls, Total						
1		1.000			ND	
* 14 1-Bromo-2-nitrobenzene						
1	1.378	1.378	0.000	133495610	0.0500	
2	1.817	1.817	0.000	186369942	0.0500	
$ 2 Tetrachloro-m-xylene						
1	2.247	2.246	0.001	37132558	0.0135	
2	3.123	3.123	0.000	53609056	0.0128	
					RPD = 5.23	
3 PCB-1221						
1		2.514			ND	
1		2.713				
1		2.765				
2		3.674				
2		3.894				
2		3.982				

Col	RT (min.)	Exp RT (min.)	Dlt RT (min.)	Response	OnCol Amt ng/ul	Flags
6	PCB-1016					
1		2.765			ND	
1		3.320				
1		3.991				
1		4.167				
1		4.482				
2		3.980				
2		4.550				
2		5.104				
2		5.258				
2		5.533				
4	PCB-1232					
1		2.765			ND	
1		3.320				
1		3.990				
1		4.168				
1		4.483				
2		3.980				
2		4.551				
2		5.104				
2		5.258				
2		5.534				
5	PCB-1242					
1		2.766			ND	
1		3.321				
1		3.991				
1		4.168				
1		4.483				
2		3.981				
2		4.551				
2		5.104				
2		5.258				
2		5.534				
7	PCB-1248					U
1		3.319			ND	
1		4.679				
1		5.386				
1		5.786				
1		6.311				
2		4.549				
2		5.102				
2		5.891				
2		6.196				
2		6.811				

Col	RT (min.)	Exp RT (min.)	Dlt RT (min.)	Response	OnCol Amt ng/ul	Flags
8 PCB-1254						U
1		5.394			ND	
1		5.786				
1		6.058				
1		6.236				
1		6.493				
2		6.191				
2		6.384				
2		6.809				
2		7.022				
2		7.500				
10 PCB-1260						
1	5.968	5.969	-0.001	4587188	0.0415	
1	6.237	6.237	0.000	8828907	0.0427	
1	6.601	6.602	-0.001	5340818	0.0418	
1	7.100	7.101	-0.001	13858199	0.0399	
1	7.340	7.343	-0.003	9896178	0.0646	
		Average of Peak Amounts =			0.0461	
2	7.186	7.186	0.000	10385419	0.0501	
2	7.498	7.498	0.000	21212896	0.0685	
2	7.837	7.837	0.000	10139965	0.0537	
2	8.055	8.056	-0.001	20803744	0.0475	
2	8.350	8.351	-0.001	18003571	0.0558	
		Average of Peak Amounts =			0.0551	
					RPD = 17.80	
9 PCB-1262						U
1		5.970			ND	
1		6.602				
1		6.819				
1		7.100				
1		7.381				
2		7.187				
2		7.584				
2		7.838				
2		8.056				
2		8.350				
11 PCB-1268						U
1		7.381			ND	
1		7.412				
1		7.578				
1		7.886				
1		8.121				
2		8.348				
2		8.384				
2		8.582				
2		8.808				
2		9.056				
$ 12 DCB Decachlorobiphenyl						
1	8.269	8.270	-0.001	38392754	0.0123	
2	9.244	9.245	-0.001	50014895	0.0119	
					RPD = 3.67	

QC Flag Legend

Review Flags

U - Marked Undetected

Reagents:

SGPCBISTD_00021	Amount Added:	5.00	Units: uL	Run Reagent

Report Date: 26-Dec-2019 07:32:36 Chrom Revision: 2.3 15-Dec-2019 06:20:02

Eurofins TestAmerica, Canton

Data File:	\\chromna\Canton\ChromData\A2HP11\20191224-94529.b\P11122415.D				
Injection Date:	24-Dec-2019 16:04:59	Instrument ID:	A2HP11	Operator ID:	
Lims ID:	240-124062-C-6-B	Lab Sample ID:	240-124062-6	Worklist Smp#:	15
Client ID:	WC-S-PILES-121719				
Injection Vol:	1.0 uL	Dil. Factor:	1.0000	ALS Bottle#:	15
Method:	PCB11 IS	Limit Group:	GC 8082A IS		

Column: CLP-1 0.53mm ID (0.53 mm) Y Scaling: Method Defined: Set to Absolute Y Value

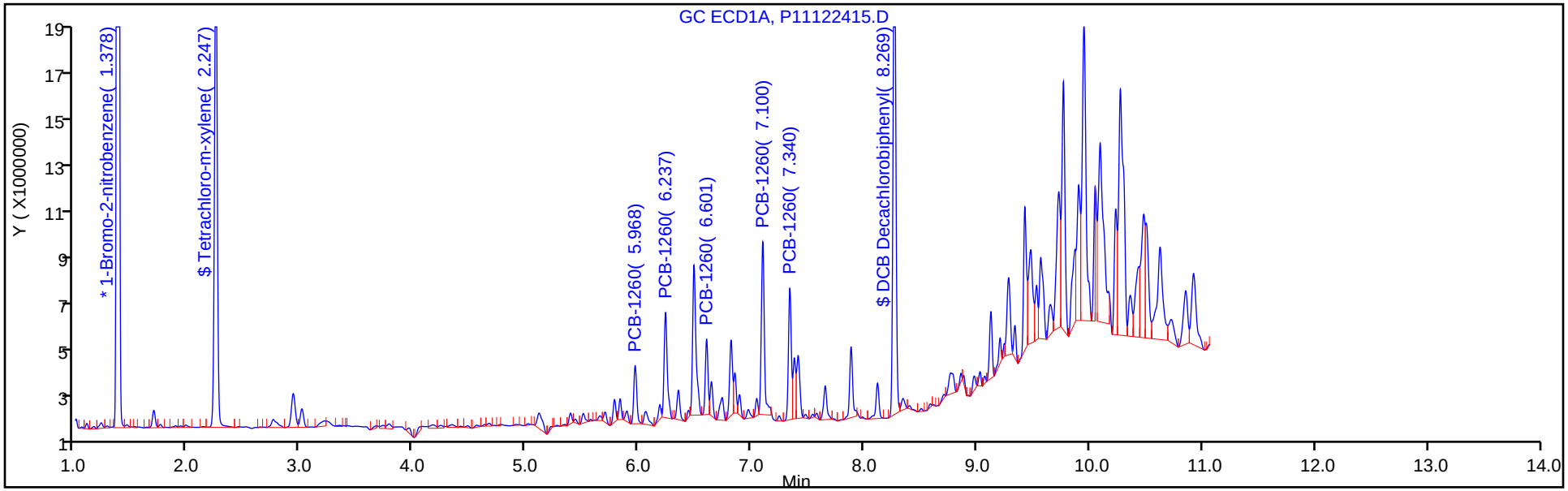

Column: CLP-2 0.53mm ID (0.53 mm) Y Scaling: Method Defined: Set to Absolute Y Value

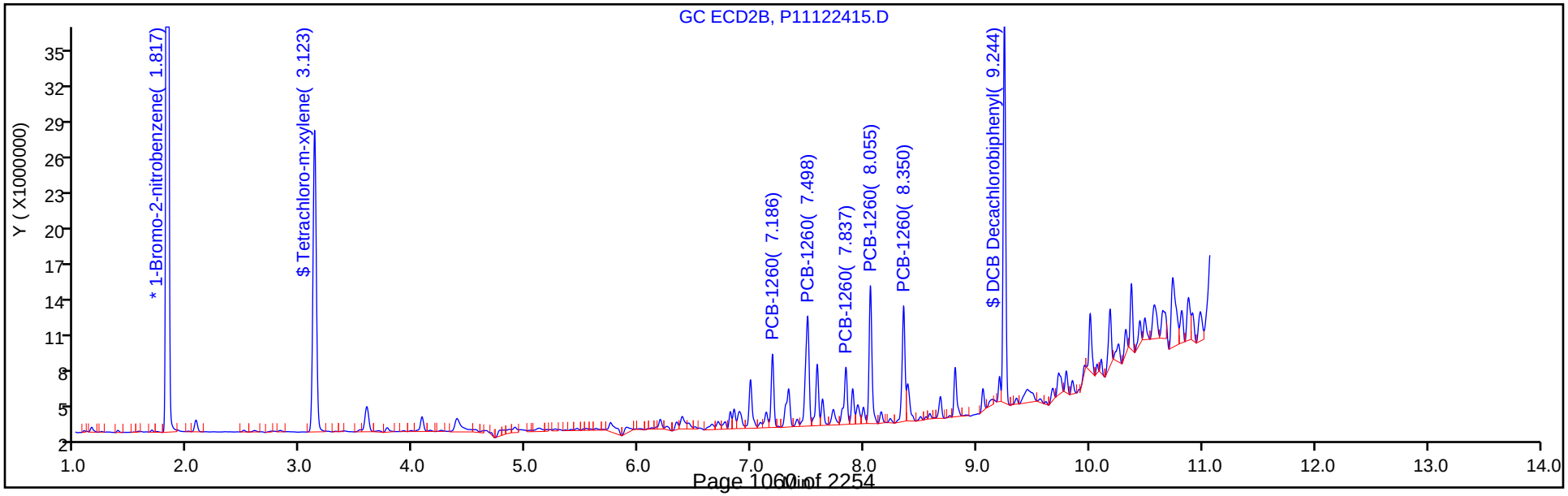

Eurofins TestAmerica, Canton
Recovery Report

Data File: \\chromna\Canton\ChromData\A2HP11\20191224-94529.b\P11122415.D
Lims ID: 240-124062-C-6-B
Client ID: WC-S-PILES-121719
Sample Type: Client
Inject. Date: 24-Dec-2019 16:04:59 ALS Bottle#: 15 Worklist Smp#: 15
Injection Vol: 1.0 uL Dil. Factor: 1.0000
Sample Info: 240-0094529-015
Operator ID: Instrument ID: A2HP11

Method: \\chromna\Canton\ChromData\A2HP11\20191224-94529.b\PCB11 IS.m
Limit Group: GC 8082A IS
Last Update: 26-Dec-2019 07:32:01 Calib Date: 26-Sep-2019 19:27:31
Integrator: Falcon
Quant Method: Internal Standard Quant By: Initial Calibration
Last ICal File: \\chromna\Canton\ChromData\A2HP11\20190926-91426.b\P11092633.D

Column 1 : CLP-1 0.53mm ID (0.53 mm) Det: GC ECD1A
Column 2 : CLP-2 0.53mm ID (0.53 mm) Det: GC ecd2b
Process Host: CTX0332

First Level Reviewer: hassl Date: 26-Dec-2019 07:27:47

Surrogate Recovery, Detector: GC ECD1A

Compound	Amount Added	Amount Recovered	% Rec.
$ 2 Tetrachloro-m-xylene	0.0200	0.0135	67.36
$ 12 DCB Decachlorobiphenyl	0.0200	0.0123	61.50

Surrogate Recovery, Detector: GC ecd2b

Compound	Amount Added	Amount Recovered	% Rec.
$ 2 Tetrachloro-m-xylene	0.0200	0.0128	63.93
$ 12 DCB Decachlorobiphenyl	0.0200	0.0119	59.28

Report Date: 26-Dec-2019 07:32:36 Chrom Revision: 2.3 15-Dec-2019 06:20:02

Eurofins TestAmerica, Canton

Data File: \\chromna\Canton\ChromData\A2HP11\20191224-94529.b\P11122415.D

Injection Date:	24-Dec-2019 16:04:59	Instrument ID:	A2HP11		
Lims ID:	240-124062-C-6-B	Lab Sample ID:	240-124062-6		
Client ID:	WC-S-PILES-121719				
Operator ID:		ALS Bottle#:	15	Worklist Smp#:	15
Injection Vol:	1.0 uL	Dil. Factor:	1.0000		
Method:	PCB11 IS	Limit Group:	GC 8082A IS		
Column:	CLP-1 0.53mm ID (0.53 mm)	Detector	GC ECD1A		

10 PCB-1260, CAS: 11096-82-5

Calibration Sample, Level: 6

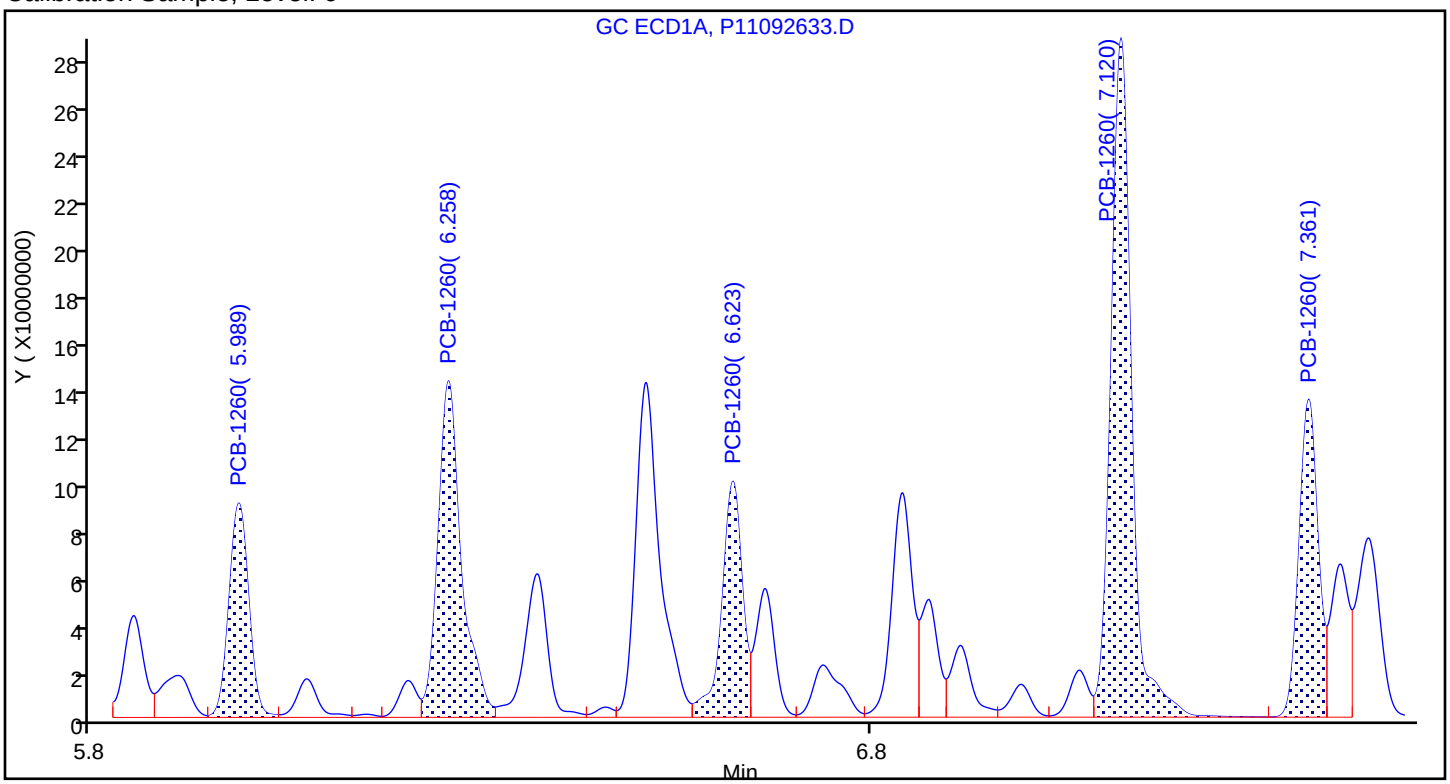

Sample

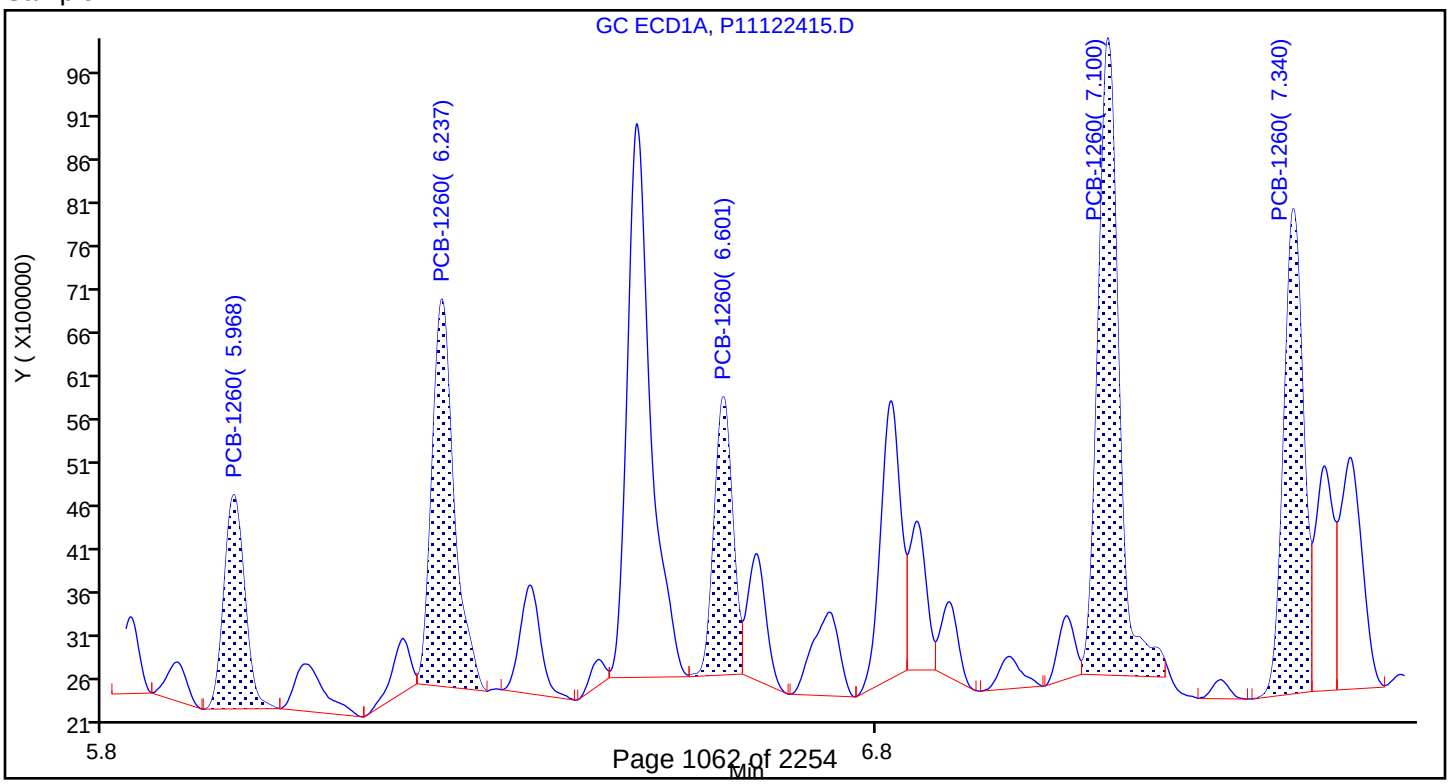

FORM I
PCBS ORGANICS ANALYSIS DATA SHEET

Lab Name: Eurofins TestAmerica, Canton Job No.: 240-124062-1

SDG No.:

Client Sample ID: WC-W-PILES-121719 Lab Sample ID: 240-124062-7

Matrix: Water Lab File ID: P12122714.D

Analysis Method: 8082A Date Collected: 12/17/2019 11:45

Extraction Method: 3510C Date Extracted: 12/24/2019 13:01

Sample wt/vol: 840(mL) Date Analyzed: 12/27/2019 11:42

Con. Extract Vol.: 2(mL) Dilution Factor: 100

Injection Volume: 1(uL) GC Column: CLP-1 (0.53mm) ID: 0.53(mm)

% Moisture: GPC Cleanup:(Y/N) N

Analysis Batch No.: 417350 Units: ug/L

CAS NO.	COMPOUND NAME	RESULT	Q	RL	MDL
12674-11-2	Aroclor-1016	6.7	U	12	6.7
11104-28-2	Aroclor-1221	6.8	U	12	6.8
11141-16-5	Aroclor-1232	8.8	U	12	8.8
53469-21-9	Aroclor-1242	9.0	U	12	9.0
12672-29-6	Aroclor-1248	6.0	U	12	6.0
11097-69-1	Aroclor-1254	4.8	U	12	4.8
11096-82-5	Aroclor-1260	5.5	U	12	5.5
37324-23-5	Aroclor-1262	6.9	U	12	6.9
11100-14-4	Aroclor-1268	7.4	U	12	7.4

CAS NO.	SURROGATE	%REC	Q	LIMITS
877-09-8	Tetrachloro-m-xylene	0	X	22-120
2051-24-3	DCB Decachlorobiphenyl	0	X	10-120

Eurofins TestAmerica, Canton
Target Compound Quantitation Report

Data File: \\chromna\Canton\ChromData\A2HP12\20191227-94573.b\P12122714.D
Lims ID: 240-124062-F-7-A
Client ID: WC-W-PILES-121719
Sample Type: Client
Inject. Date: 27-Dec-2019 11:42:28 ALS Bottle#: 14 Worklist Smp#: 14
Injection Vol: 1.0 uL Dil. Factor: 100.0000
Sample Info: 240-0094573-014
Operator ID: Instrument ID: A2HP12

Method: \\chromna\Canton\ChromData\A2HP12\20191227-94573.b\PCB12IS.m
Limit Group: GC 8082A IS
Last Update: 28-Dec-2019 07:48:22 Calib Date: 23-Sep-2019 23:14:55
Integrator: Falcon
Quant Method: Internal Standard Quant By: Initial Calibration
Last ICal File: \\chromna\Canton\ChromData\A2HP12\20190923-91295.b\P12092333.D

Column 1 : Det: GC ECD1A
Column 2 : Det: GC ecd2b
Process Host: CTX0321

Col	RT (min.)	Exp RT (min.)	Dlt RT (min.)	Response	OnCol Amt ng/ul	Flags
* 14 1-Bromo-2-nitrobenzene						
1	2.747	2.748	0.000	80432109	0.0500	
2	3.258	3.258	0.001	91026123	0.0500	
$ 2 Tetrachloro-m-xylene						
1		4.146			ND(<0)	
2		4.941				
3 PCB-1221						
1		4.530			ND	
1		4.779				
1		4.843				
2		5.498				
2		5.723				
2		5.814				
4 PCB-1232						
1		4.843			ND	
1		5.415				
1		6.097				
1		6.282				
1		6.844				
2		5.814				
2		6.430				
2		7.065				
2		7.245				
2		7.576				

Col	RT (min.)	Exp RT (min.)	Dlt RT (min.)	Response	OnCol Amt ng/ul	Flags
6 PCB-1016						
1		4.843			ND	
1		5.415				
1		6.095				
1		6.280				
1		6.624				
2		5.814				
2		6.430				
2		7.064				
2		7.245				
2		7.576				
5 PCB-1242						
1		4.843			ND	
1		5.415				
1		6.097				
1		6.280				
1		6.843				
2		5.814				
2		6.430				
2		7.064				
2		7.245				
2		7.576				
7 PCB-1248						
1		5.413			ND	
1		6.843				
1		7.397				
1		7.671				
1		8.159				
2		6.429				
2		7.062				
2		8.011				
2		8.395				
2		9.181				
8 PCB-1254						
1		7.341			ND	
1		8.157				
1		8.497				
1		8.722				
1		9.051				
2		8.388				
2		8.633				
2		9.179				
2		9.458				
2		10.086				

Col	RT (min.)	Exp RT (min.)	Dlt RT (min.)	Response	OnCol Amt ng/ul	Flags
10 PCB-1260						
1		8.385			ND	
1		8.722				
1		9.049				
1		9.840				
1		10.161				
2		9.415				
2		9.672				
2		10.082				
2		10.826				
2		11.204				
9 PCB-1262						
1		8.724			ND	
1		9.191				
1		9.473				
1		9.839				
1		10.210				
2		9.672				
2		10.194				
2		10.537				
2		10.824				
2		11.202				
11 PCB-1268						
1		10.208			ND	
1		10.251				
1		10.476				
1		10.875				
1		11.174				
2		11.200				
2		11.247				
2		11.496				
2		11.775				
2		12.075				
$ 12 DCB Decachlorobiphenyl						
1		11.365			ND(<0)	
2		12.304				

Reagents:

SGPCBISTD_00021 Amount Added: 5.00 Units: uL Run Reagent

Report Date: 28-Dec-2019 07:49:04 Chrom Revision: 2.3 15-Dec-2019 06:20:02

Eurofins TestAmerica, Canton

Data File: \\chromna\Canton\ChromData\A2HP12\20191227-94573.b\P12122714.D

Injection Date:	27-Dec-2019 11:42:28	Instrument ID:	A2HP12	Operator ID:	
Lims ID:	240-124062-F-7-A	Lab Sample ID:	240-124062-7	Worklist Smp#:	14
Client ID:	WC-W-PILES-121719				
Injection Vol:	1.0 uL	Dil. Factor:	100.0000	ALS Bottle#:	14
Method:	PCB12IS	Limit Group:	GC 8082A IS		

Y Scaling: Method Defined: Set to Absolute Y Value

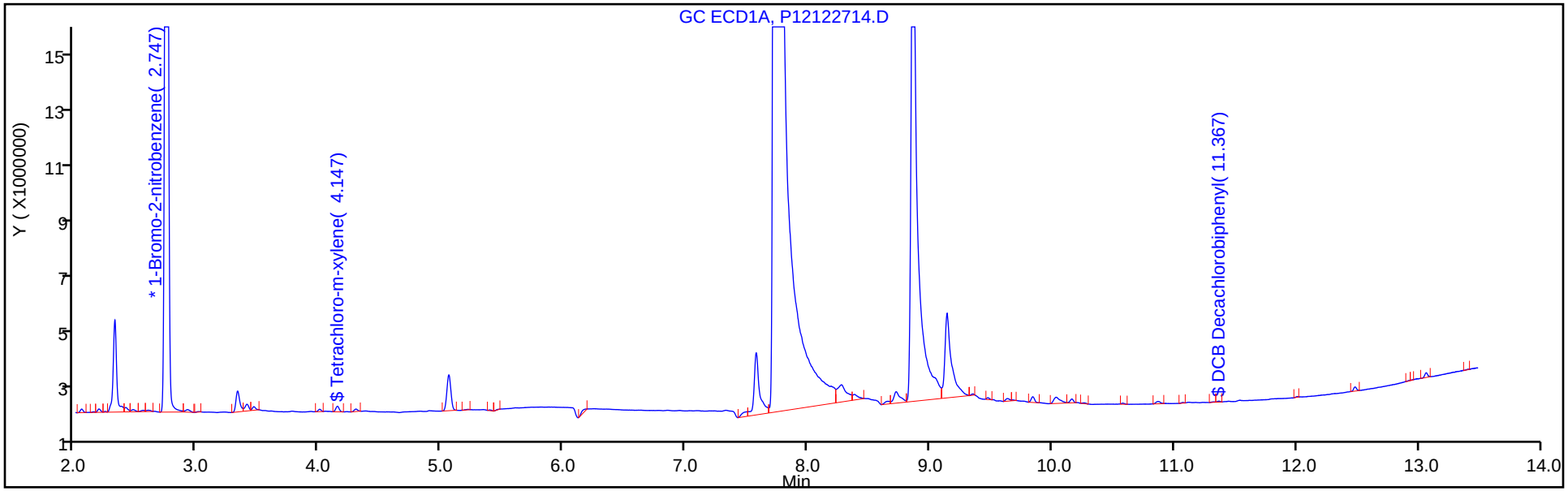

Y Scaling: Method Defined: Set to Absolute Y Value

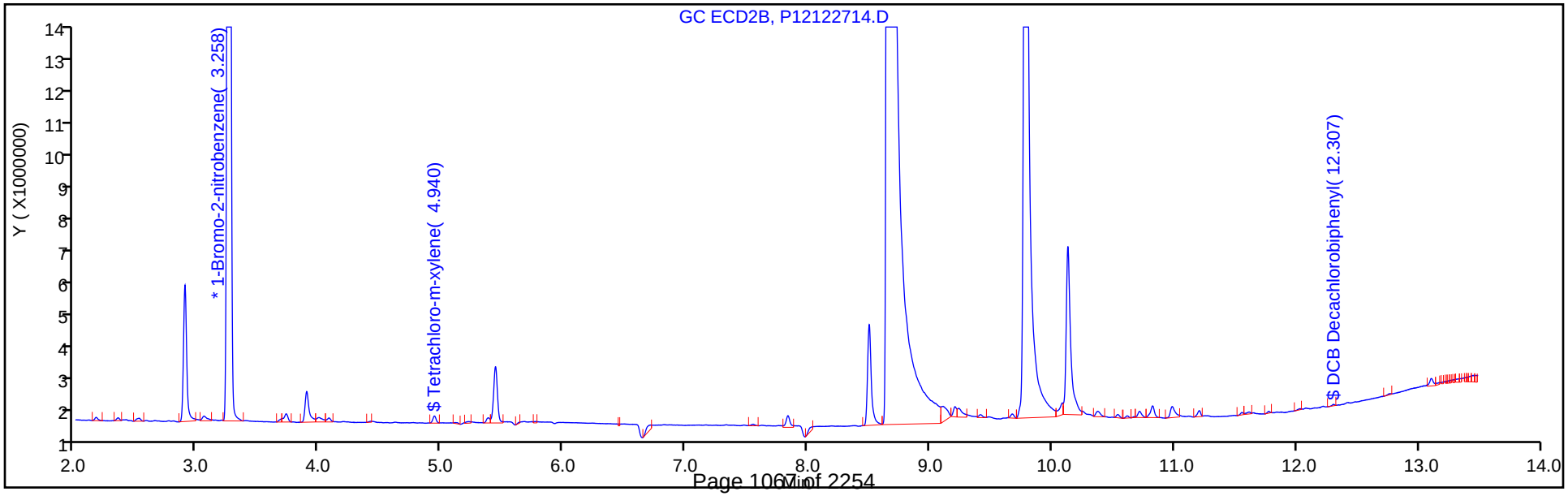

FORM VI
PCBS BY INTERNAL STANDARD - INITIAL CALIBRATION DATA
CURVE EVALUATION

Lab Name: Eurofins TestAmerica, Canton Job No.: 240-124062-1 Analy Batch No.: 402587

SDG No.:

Instrument ID: A2HP11 GC Column: CLP-1 (0.53 ID: 0.53(mm) Heated Purge: (Y/N) N

Calibration Start Date: 09/26/2019 12:22 Calibration End Date: 09/26/2019 13:36 Calibration ID: 53461

Calibration Files:

LEVEL:	LAB SAMPLE ID:	LAB FILE ID:
Level 1	STD005 240-402587/4	P11092604.D
Level 2	STD01 240-402587/5	P11092605.D
Level 3	STD02 240-402587/6	P11092606.D
Level 4	STD05 240-402587/7	P11092607.D
Level 5	STD1 240-402587/8	P11092608.D
Level 6	STD15 240-402587/9	P11092609.D

ANALYTE	RRF					CURVE TYPE	COEFFICIENT			#	MIN RRF	%RSD	#	MAX %RSD	R^2 OR COD	#	MIN R^2 OR COD
	LVL 1 LVL 6	LVL 2	LVL 3	LVL 4	LVL 5		B	M1	M2								
PCB-1232 Peak 1	0.0258 0.0187	0.0239	0.0209	0.0194	0.0189	Ave		0.0213				13.9		20.0			
PCB-1232 Peak 2	0.0195 0.0137	0.0180	0.0163	0.0154	0.0140	Ave		0.0162				14.1		20.0			
PCB-1232 Peak 3	0.0386 0.0320	0.0366	0.0332	0.0328	0.0324	Ave		0.0343				7.8		20.0			
PCB-1232 Peak 4	0.0176 0.0144	0.0183	0.0165	0.0156	0.0148	Ave		0.0162				9.5		20.0			
PCB-1232 Peak 5	0.0067 0.0049	0.0062	0.0057	0.0053	0.0049	Ave		0.0056				13.3		20.0			
PCB-1262 Peak 1	0.0412 0.0352	0.0389	0.0359	0.0359	0.0351	Ave		0.0370				6.7		20.0			
PCB-1262 Peak 2	0.0801 0.0709	0.0762	0.0710	0.0714	0.0713	Ave		0.0735				5.2		20.0			
PCB-1262 Peak 3	0.0697 0.0575	0.0638	0.0588	0.0588	0.0598	Ave		0.0614				7.5		20.0			
PCB-1262 Peak 4	0.1662 0.1614	0.1640	0.1554	0.1591	0.1606	Ave		0.1611				2.3		20.0			
PCB-1262 Peak 5	0.0669 0.0559	0.0624	0.0568	0.0576	0.0571	Ave		0.0594				7.2		20.0			

Note: The M1 coefficient is the same as Ave RRF for an Ave curve type.

FORM VI
PCBS BY INTERNAL STANDARD - INITIAL CALIBRATION DATA
RESPONSE AND CONCENTRATION

Lab Name: Eurofins TestAmerica, Canton Job No.: 240-124062-1 Analy Batch No.: 402587

SDG No.:

Instrument ID: A2HP11 GC Column: CLP-1 (0.53 ID: 0.53(mm) Heated Purge: (Y/N) N

Calibration Start Date: 09/26/2019 12:22 Calibration End Date: 09/26/2019 13:36 Calibration ID: 53461

Calibration Files:

LEVEL:	LAB SAMPLE ID:	LAB FILE ID:
Level 1	STD005 240-402587/4	P11092604.D
Level 2	STD01 240-402587/5	P11092605.D
Level 3	STD02 240-402587/6	P11092606.D
Level 4	STD05 240-402587/7	P11092607.D
Level 5	STD1 240-402587/8	P11092608.D
Level 6	STD15 240-402587/9	P11092609.D

ANALYTE	IS REF	CURVE TYPE	RESPONSE					CONCENTRATION (NG/UL)				
			LVL 1 LVL 6	LVL 2	LVL 3	LVL 4	LVL 5	LVL 1 LVL 6	LVL 2	LVL 3	LVL 4	LVL 5
PCB-1232 Peak 1	BNB	Ave	3136275 69518462	6298131	10124382	23226301	47986715	0.0500 1.50	0.100	0.200	0.500	1.00
PCB-1232 Peak 2	BNB	Ave	2371499 50996807	4749964	7901110	18398295	35550493	0.0500 1.50	0.100	0.200	0.500	1.00
PCB-1232 Peak 3	BNB	Ave	4688279 118960953	9649825	16054959	39320059	82306437	0.0500 1.50	0.100	0.200	0.500	1.00
PCB-1232 Peak 4	BNB	Ave	2134770 53574054	4811830	7961035	18662777	37503402	0.0500 1.50	0.100	0.200	0.500	1.00
PCB-1232 Peak 5	BNB	Ave	814046 18066075	1643666	2740150	6317183	12410387	0.0500 1.50	0.100	0.200	0.500	1.00
PCB-1262 Peak 1	BNB	Ave	5005938 130590889	10252722	17381498	42983028	89274995	0.0500 1.50	0.100	0.200	0.500	1.00
PCB-1262 Peak 2	BNB	Ave	9728472 263295659	20089389	34343018	85549395	181179108	0.0500 1.50	0.100	0.200	0.500	1.00
PCB-1262 Peak 3	BNB	Ave	8464402 213378569	16815340	28471011	70391605	152008354	0.0500 1.50	0.100	0.200	0.500	1.00
PCB-1262 Peak 4	BNB	Ave	20181391 599313686	43207607	75206085	190505534	408231479	0.0500 1.50	0.100	0.200	0.500	1.00
PCB-1262 Peak 5	BNB	Ave	8118604 207508816	16451955	27464011	68969523	145268721	0.0500 1.50	0.100	0.200	0.500	1.00

Curve Type Legend:
Ave = Average ISTD

Eurofins TestAmerica, Canton
Target Compound Quantitation Report

Data File: \\chromna\Canton\ChromData\A2HP11\20190926-91426.b\P11092604.D
Lims ID: std005 1232 1262
Client ID:
Sample Type: IC Calib Level: 1
Inject. Date: 26-Sep-2019 12:22:52 ALS Bottle#: 4 Worklist Smp#: 4
Injection Vol: 1.0 ul Dil. Factor: 1.0000
Sample Info: 240-0091426-004
Operator ID: Instrument ID: A2HP11
Sublist: chrom-PCB11 IS*sub3

Method: \\chromna\Canton\ChromData\A2HP11\20190926-91426.b\PCB11 IS.m
Limit Group: GC 8082A IS
Last Update: 01-Oct-2019 08:34:31 Calib Date: 26-Sep-2019 19:27:31
Integrator: Falcon
Quant Method: Internal Standard Quant By: Initial Calibration
Last ICal File: \\chromna\Canton\ChromData\A2HP11\20190926-91426.b\P11092633.D

Column 1 : CLP-1 0.53mm ID (0.53 mm) Det: GC ECD1A
Column 2 : CLP-2 0.53mm ID (0.53 mm) Det: GC ecd2b
Process Host: CTX0305

First Level Reviewer: hassl Date: 27-Sep-2019 07:23:01

Col	RT (min.)	Exp RT (min.)	Dlt RT (min.)	Response	Cal Amt ng/ul	OnCol Amt ng/ul	Flags
* 14 1-Bromo-2-nitrobenzene							
1	1.395	1.393	0.002	121420489	0.0500	0.0500	
2	1.836	1.834	0.002	137650291	0.0500	0.0500	
4 PCB-1232							
1	2.789	2.789	0.000	3136275	0.0500	0.0607	
1	3.348	3.348	0.000	2371499	0.0500	0.0604	
1	4.015	4.015	0.000	4688279	0.0500	0.0563	
1	4.191	4.191	0.000	2134770	0.0500	0.0543	
1	4.506	4.506	0.000	814046	0.0500	0.0598	
		Average of Peak Amounts =				0.0583	
2	4.004	4.004	0.000	3821751	0.0500	0.0597	
2	4.575	4.575	0.000	3214696	0.0500	0.0613	
2	5.126	5.126	0.000	5605972	0.0500	0.0571	
2	5.280	5.280	0.000	2759364	0.0500	0.0589	
2	5.556	5.556	0.000	1344727	0.0500	0.0609	
		Average of Peak Amounts =				0.0596	
						RPD = 2.12	

Col	RT (min.)	Exp RT (min.)	Dlt RT (min.)	Response	Cal Amt ng/ul	OnCol Amt ng/ul	Flags
9 PCB-1262							M
1	5.990	5.990	0.000	5005938	0.0500	0.0557	M
1	6.623	6.623	0.000	9728472	0.0500	0.0545	M
1	6.841	6.841	0.000	8464402	0.0500	0.0568	M
1	7.121	7.121	0.000	20181391	0.0500	0.0516	M
1	7.401	7.401	0.000	8118604	0.0500	0.0562	M
		Average of Peak Amounts =				0.0550	
2	7.206	7.206	0.000	7490973	0.0500	0.0567	
2	7.604	7.604	0.000	11180674	0.0500	0.0552	
2	7.858	7.858	0.000	10118503	0.0500	0.0574	
2	8.076	8.076	0.000	21187916	0.0500	0.0534	
2	8.369	8.369	0.000	15558197	0.0500	0.0538	
		Average of Peak Amounts =				0.0553	
						RPD = 0.62	

QC Flag Legend

Review Flags

M - Manually Integrated

Reagents:

SG3262@.05PPM_00016 Amount Added: 1.00 Units: mL

Report Date: 01-Oct-2019 08:34:32 Chrom Revision: 2.3 17-Sep-2019 16:19:08

Eurofins TestAmerica, Canton

Data File: \\chromna\Canton\ChromData\A2HP11\20190926-91426.b\P11092604.D

Injection Date: 26-Sep-2019 12:22:52 Instrument ID: A2HP11 Operator ID:

Lims ID: std005 1232 1262 Worklist Smp#: 4

Client ID:

Injection Vol: 1.0 ul Dil. Factor: 1.0000 ALS Bottle#: 4

Method: PCB11 IS Limit Group: GC 8082A IS

Column: CLP-1 0.53mm ID (0.53 mm) Y Scaling: Method Defined: Set to Absolute Y Value

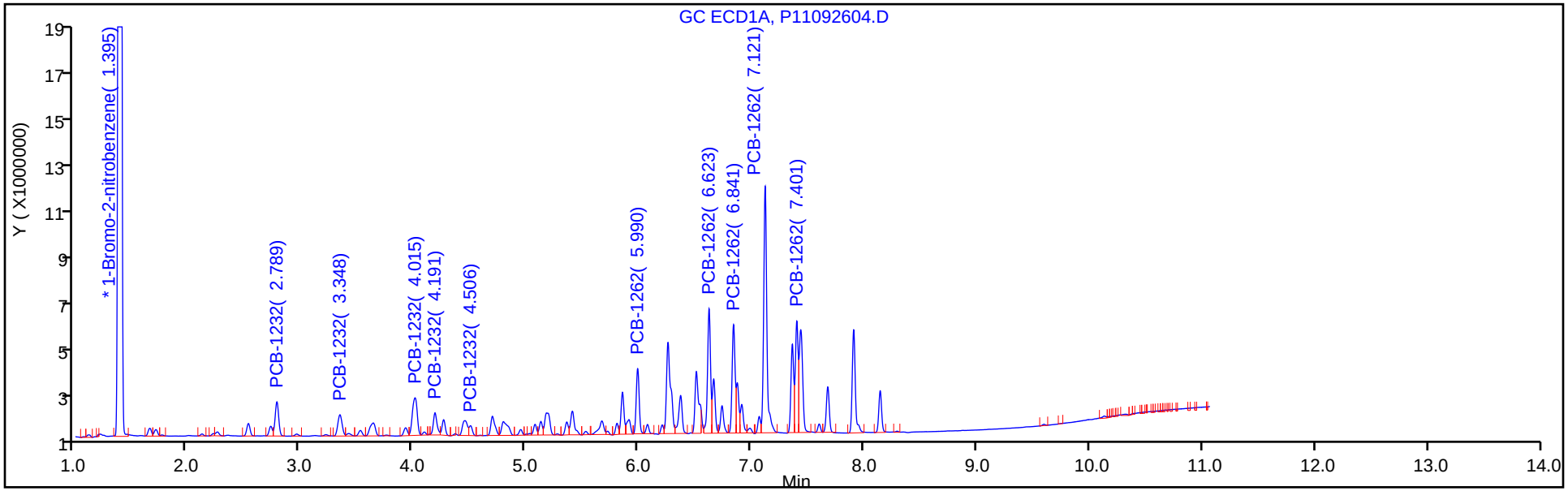

Column: CLP-2 0.53mm ID (0.53 mm) Y Scaling: Method Defined: Set to Absolute Y Value

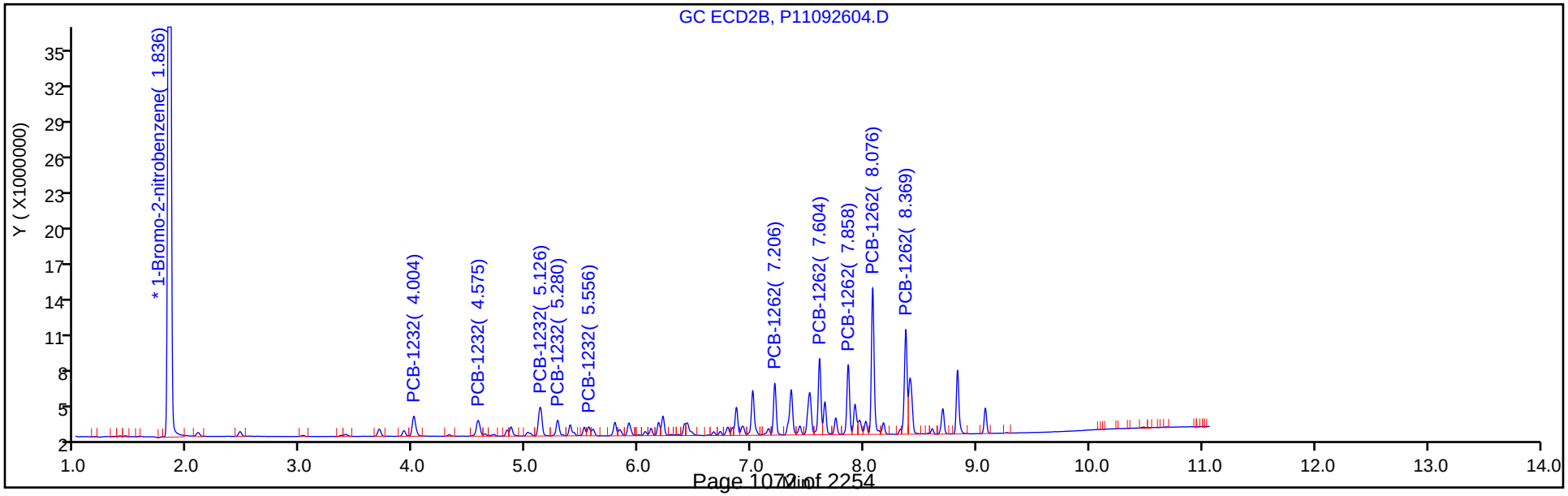

Report Date: 01-Oct-2019 08:34:32 Chrom Revision: 2.3 17-Sep-2019 16:19:08

Eurofins TestAmerica, Canton

Data File: \\chromna\Canton\ChromData\A2HP11\20190926-91426.b\P11092604.D

Injection Date: 26-Sep-2019 12:22:52 Instrument ID: A2HP11

Lims ID: std005 1232 1262

Client ID:

Operator ID: ALS Bottle#: 4 Worklist Smp#: 4

Injection Vol: 1.0 ul Dil. Factor: 1.0000

Method: PCB11 IS Limit Group: GC 8082A IS

Column: CLP-1 0.53mm ID (0.53 mm) Detector GC ECD1A

9 PCB-1262, CAS: 37324-23-5

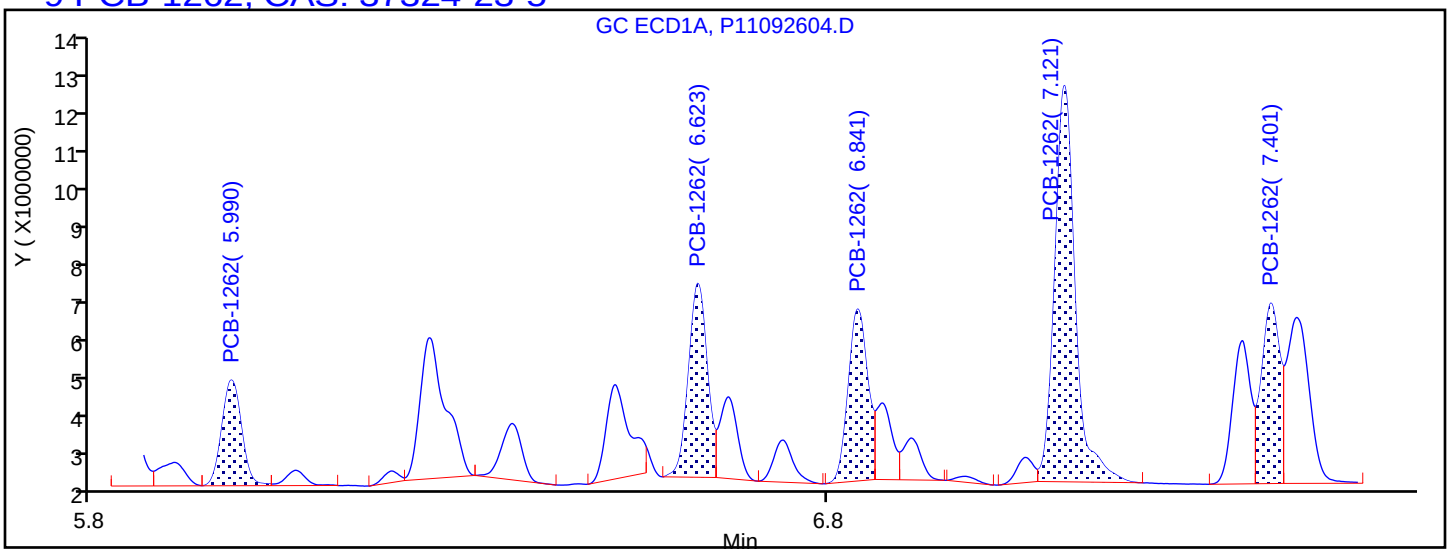

Processing Integration Results

5.990	Response = 5064919
6.623	Response = 8909358
6.841	Response = 8201916
7.121	Response = 19841734
7.401	Response = 8135291

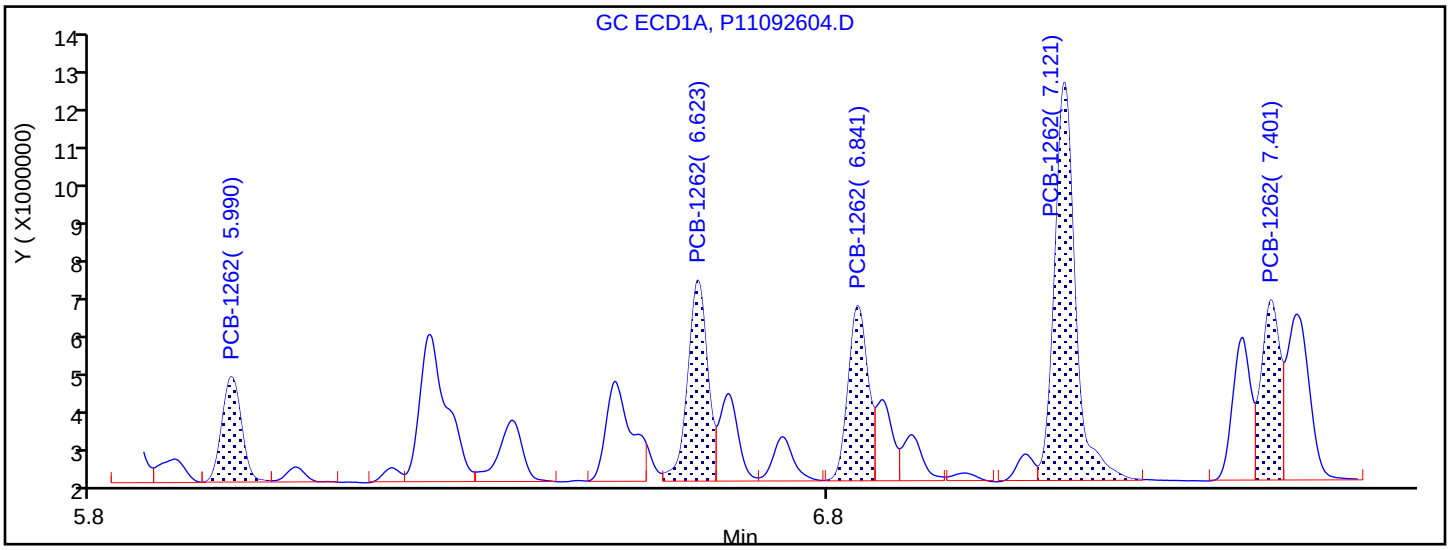

Manual Integration Results

5.990	Response = 5005938	M
6.623	Response = 9728472	M
6.841	Response = 8464402	M
7.121	Response = 20181391	M
7.401	Response = 8118604	M

Reviewer: hassl, 27-Sep-2019 07:25:09

Audit Action: Assigned New Baseline Audit Reason: Baseline Smoothing

Eurofins TestAmerica, Canton
Target Compound Quantitation Report

Data File: \\chromna\Canton\ChromData\A2HP11\20190926-91426.b\P11092605.D
Lims ID: std01 1232 1262
Client ID:
Sample Type: IC Calib Level: 2
Inject. Date: 26-Sep-2019 12:37:31 ALS Bottle#: 5 Worklist Smp#: 5
Injection Vol: 1.0 ul Dil. Factor: 1.0000
Sample Info: 240-0091426-005
Operator ID: Instrument ID: A2HP11
Sublist: chrom-PCB11 IS*sub3

Method: \\chromna\Canton\ChromData\A2HP11\20190926-91426.b\PCB11 IS.m
Limit Group: GC 8082A IS
Last Update: 01-Oct-2019 08:34:36 Calib Date: 26-Sep-2019 19:27:31
Integrator: Falcon
Quant Method: Internal Standard Quant By: Initial Calibration
Last ICal File: \\chromna\Canton\ChromData\A2HP11\20190926-91426.b\P11092633.D

Column 1 : CLP-1 0.53mm ID (0.53 mm) Det: GC ECD1A
Column 2 : CLP-2 0.53mm ID (0.53 mm) Det: GC ecd2b
Process Host: CTX0305

First Level Reviewer: hassl Date: 27-Sep-2019 07:25:38

Col	RT (min.)	Exp RT (min.)	Dlt RT (min.)	Response	Cal Amt ng/ul	OnCol Amt ng/ul	Flags
* 14 1-Bromo-2-nitrobenzene							
1	1.399	1.393	0.005	131767694	0.0500	0.0500	
2	1.838	1.834	0.004	148738287	0.0500	0.0500	
4 PCB-1232							
1	2.790	2.789	0.001	6298131	0.1000	0.1123	
1	3.349	3.348	0.001	4749964	0.1000	0.1115	
1	4.017	4.015	0.002	9649825	0.1000	0.1068	
1	4.192	4.191	0.001	4811830	0.1000	0.1129	
1	4.508	4.506	0.002	1643666	0.1000	0.1113	
		Average of Peak Amounts =				0.1110	
2	4.005	4.004	0.001	7620029	0.1000	0.1102	
2	4.575	4.575	0.000	6324029	0.1000	0.1116	
2	5.128	5.126	0.002	11120789	0.1000	0.1048	
2	5.282	5.280	0.002	5355397	0.1000	0.1058	
2	5.558	5.556	0.002	2720875	0.1000	0.1140	
		Average of Peak Amounts =				0.1093	
						RPD = 1.54	

Col	RT (min.)	Exp RT (min.)	Dlt RT (min.)	Response	Cal Amt ng/ul	OnCol Amt ng/ul	Flags
9 PCB-1262							M
1	5.990	5.990	0.000	10252722	0.1000	0.1050	M
1	6.624	6.623	0.001	20089389	0.1000	0.1037	M
1	6.841	6.841	0.000	16815340	0.1000	0.1039	M
1	7.121	7.121	0.000	43207607	0.1000	0.1018	M
1	7.403	7.401	0.002	16451955	0.1000	0.1050	M
		Average of Peak Amounts =				0.1039	
2	7.210	7.206	0.004	15216873	0.1000	0.1065	
2	7.607	7.604	0.003	23037346	0.1000	0.1053	
2	7.861	7.858	0.003	20161188	0.1000	0.1059	
2	8.078	8.076	0.002	44574840	0.1000	0.1040	
2	8.372	8.369	0.003	32453542	0.1000	0.1038	
		Average of Peak Amounts =				0.1051	
						RPD = 1.15	

QC Flag Legend

Review Flags

M - Manually Integrated

Reagents:

SG3262@0.1PPM_00016 Amount Added: 1.00 Units: mL

Report Date: 01-Oct-2019 08:34:37 Chrom Revision: 2.3 17-Sep-2019 16:19:08

Eurofins TestAmerica, Canton

Data File: \\chromna\Canton\ChromData\A2HP11\20190926-91426.b\P11092605.D

Injection Date: 26-Sep-2019 12:37:31 Instrument ID: A2HP11 Operator ID:

Lims ID: std01 1232 1262 Worklist Smp#: 5

Client ID:

Injection Vol: 1.0 ul Dil. Factor: 1.0000 ALS Bottle#: 5

Method: PCB11 IS Limit Group: GC 8082A IS

Column: CLP-1 0.53mm ID (0.53 mm) Y Scaling: Method Defined: Set to Absolute Y Value

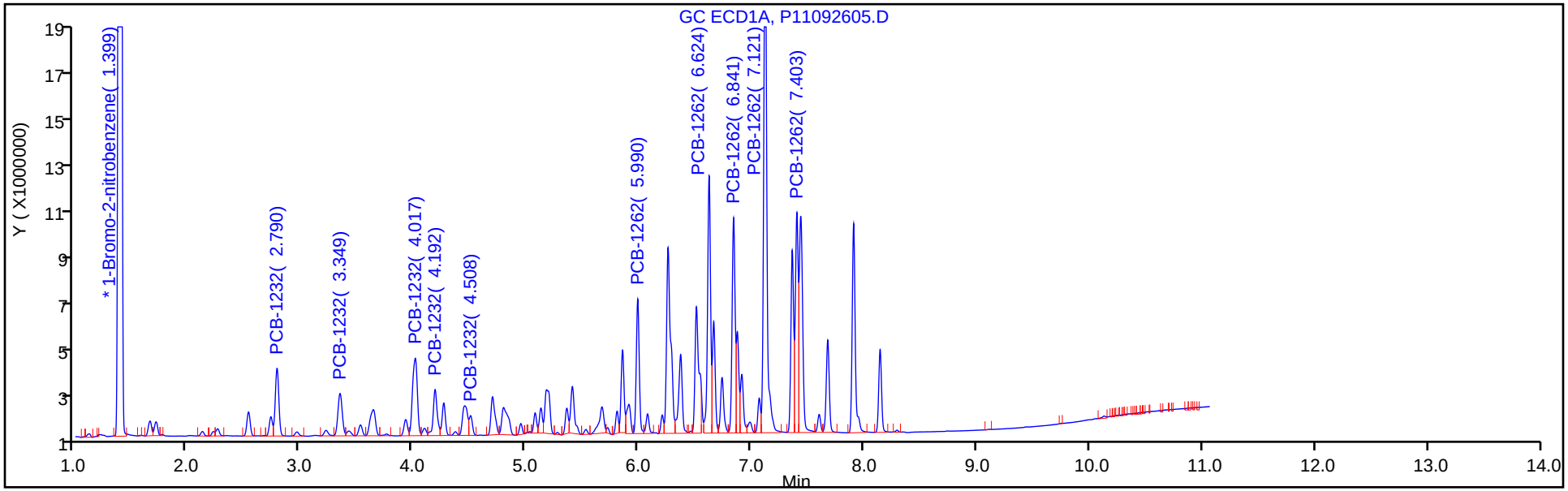

Column: CLP-2 0.53mm ID (0.53 mm) Y Scaling: Method Defined: Set to Absolute Y Value

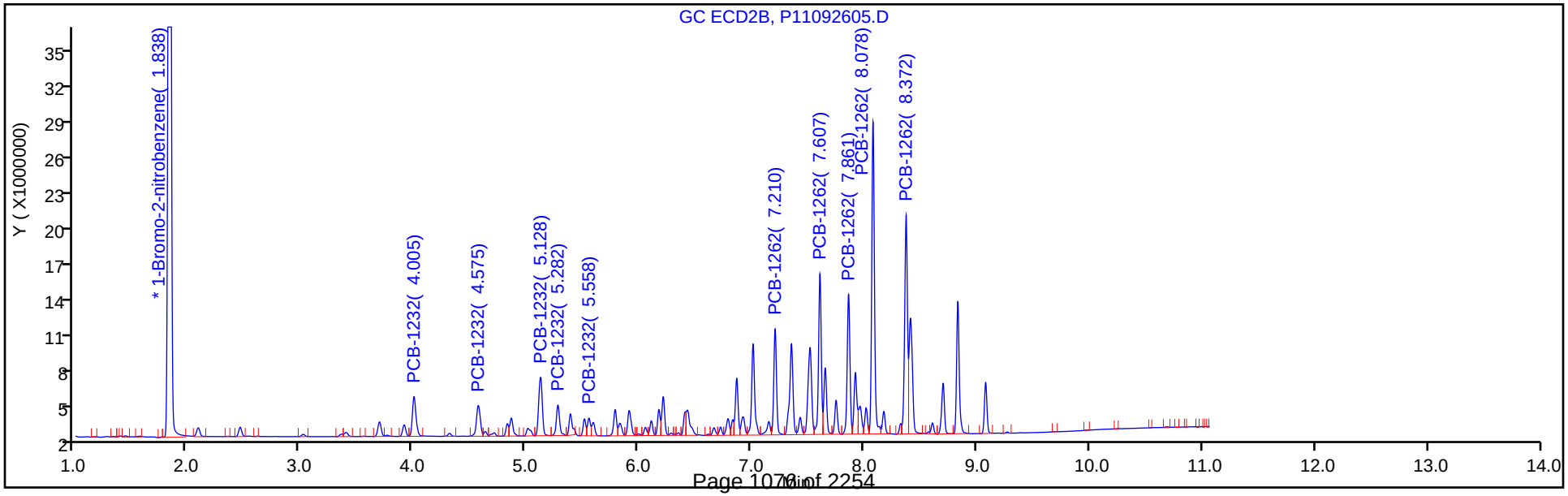

Report Date: 01-Oct-2019 08:34:37 Chrom Revision: 2.3 17-Sep-2019 16:19:08

Eurofins TestAmerica, Canton

Data File: \\chromna\Canton\ChromData\A2HP11\20190926-91426.b\P11092605.D

Injection Date: 26-Sep-2019 12:37:31 Instrument ID: A2HP11

Lims ID: std01 1232 1262

Client ID:

Operator ID: ALS Bottle#: 5 Worklist Smp#: 5

Injection Vol: 1.0 ul Dil. Factor: 1.0000

Method: PCB11 IS Limit Group: GC 8082A IS

Column: CLP-1 0.53mm ID (0.53 mm) Detector GC ECD1A

9 PCB-1262, CAS: 37324-23-5

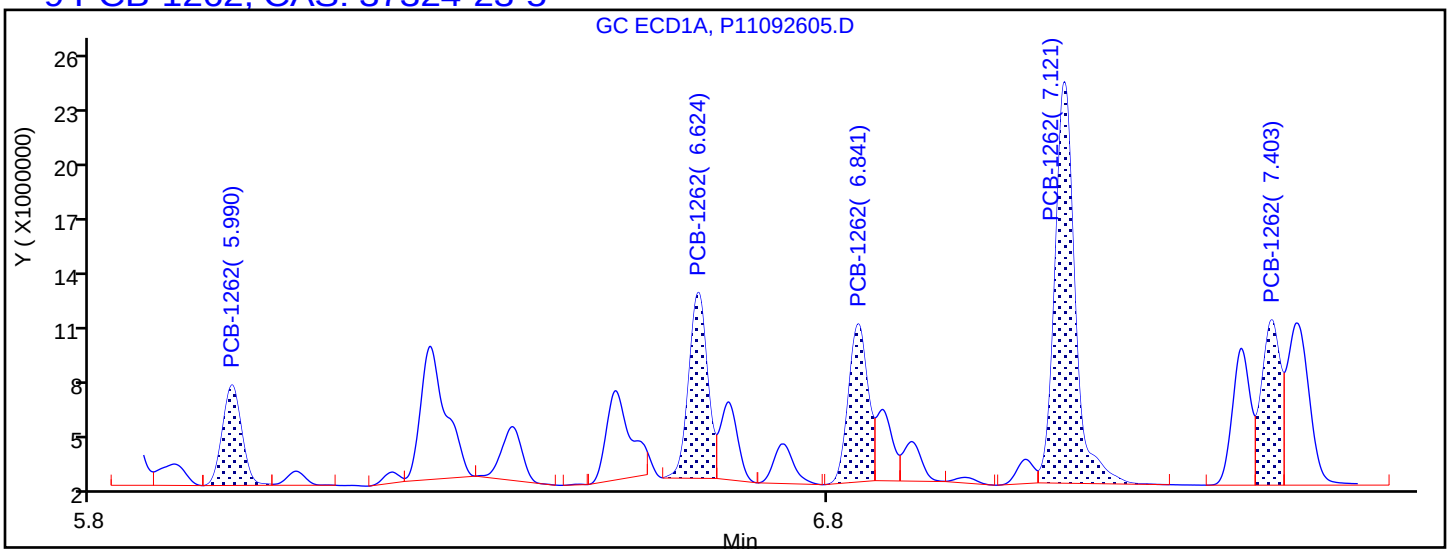

Processing Integration Results

5.990	Response = 10074818
6.624	Response = 18274853
6.841	Response = 16149348
7.121	Response = 42259844
7.403	Response = 16441396

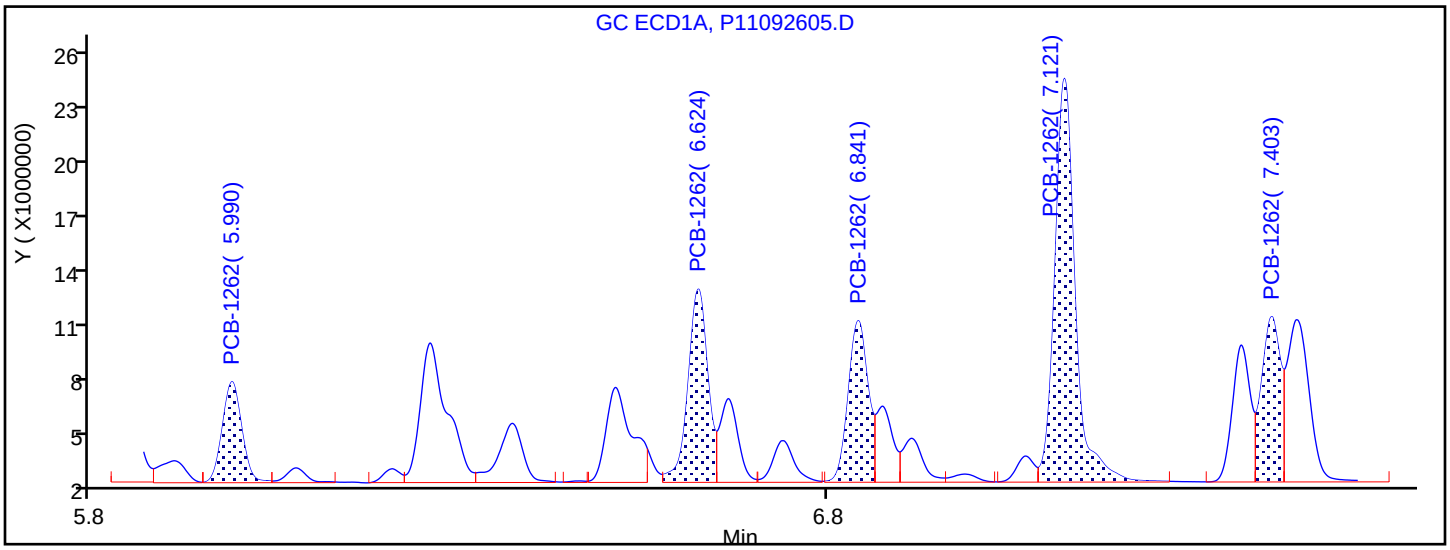

Manual Integration Results

5.990	Response = 10252722	M
6.624	Response = 20089389	M
6.841	Response = 16815340	M
7.121	Response = 43207607	M
7.403	Response = 16451955	M

Reviewer: hassl, 27-Sep-2019 07:25:35

Audit Action: Assigned New Baseline Audit Reason: Baseline Smoothing

Eurofins TestAmerica, Canton
Target Compound Quantitation Report

Data File: \\chromna\Canton\ChromData\A2HP11\20190926-91426.b\P11092606.D
Lims ID: std02 1232 1262
Client ID:
Sample Type: IC Calib Level: 3
Inject. Date: 26-Sep-2019 12:52:08 ALS Bottle#: 6 Worklist Smp#: 6
Injection Vol: 1.0 ul Dil. Factor: 1.0000
Sample Info: 240-0091426-006
Operator ID: Instrument ID: A2HP11
Sublist: chrom-PCB11 IS*sub3

Method: \\chromna\Canton\ChromData\A2HP11\20190926-91426.b\PCB11 IS.m
Limit Group: GC 8082A IS
Last Update: 01-Oct-2019 08:34:40 Calib Date: 26-Sep-2019 19:27:31
Integrator: Falcon
Quant Method: Internal Standard Quant By: Initial Calibration
Last ICal File: \\chromna\Canton\ChromData\A2HP11\20190926-91426.b\P11092633.D

Column 1 : CLP-1 0.53mm ID (0.53 mm) Det: GC ECD1A
Column 2 : CLP-2 0.53mm ID (0.53 mm) Det: GC ecd2b
Process Host: CTX0305

First Level Reviewer: hassl Date: 27-Sep-2019 06:58:41

Col	RT (min.)	Exp RT (min.)	Dlt RT (min.)	Response	Cal Amt ng/ul	OnCol Amt ng/ul	Flags
* 14 1-Bromo-2-nitrobenzene							
1	1.396	1.393	0.003	120960487	0.0500	0.0500	
2	1.836	1.834	0.001	138295197	0.0500	0.0500	
4 PCB-1232							
1	2.788	2.789	-0.001	10124382	0.2000	0.1967	
1	3.347	3.348	-0.001	7901110	0.2000	0.2021	
1	4.015	4.015	0.000	16054959	0.2000	0.1936	
1	4.191	4.191	0.000	7961035	0.2000	0.2034	
1	4.506	4.506	0.000	2740150	0.2000	0.2021	
		Average of Peak Amounts =				0.1996	
2	4.003	4.004	-0.001	12692153	0.2000	0.1974	
2	4.572	4.575	-0.003	10515803	0.2000	0.1996	
2	5.125	5.126	-0.001	19199060	0.2000	0.1945	
2	5.280	5.280	0.000	9432996	0.2000	0.2005	
2	5.555	5.556	-0.001	4511671	0.2000	0.2033	
		Average of Peak Amounts =				0.1990	
						RPD = 0.27	

Col	RT (min.)	Exp RT (min.)	Dlt RT (min.)	Response	Cal Amt ng/ul	OnCol Amt ng/ul	Flags
9 PCB-1262							
1	5.990	5.990	0.000	17381498	0.2000	0.1940	
1	6.622	6.623	-0.001	34343018	0.2000	0.1932	
1	6.841	6.841	0.000	28471011	0.2000	0.1917	
1	7.121	7.121	0.000	75206085	0.2000	0.1930	
1	7.401	7.401	0.000	27464011	0.2000	0.1910	
		Average of Peak Amounts =				0.1925	
2	7.206	7.206	0.000	25426625	0.2000	0.1914	
2	7.605	7.604	0.001	39101055	0.2000	0.1922	
2	7.858	7.858	0.000	33862152	0.2000	0.1913	
2	8.076	8.076	0.000	75851732	0.2000	0.1903	
2	8.369	8.369	0.000	55947790	0.2000	0.1924	
		Average of Peak Amounts =				0.1915	
						RPD = 0.53	

Reagents:

SG3262@.2PPM_00018 Amount Added: 1.00 Units: mL

Report Date: 01-Oct-2019 08:34:41 Chrom Revision: 2.3 17-Sep-2019 16:19:08

Eurofins TestAmerica, Canton

Data File: \\chromna\Canton\ChromData\A2HP11\20190926-91426.b\P11092606.D

Injection Date: 26-Sep-2019 12:52:08 Instrument ID: A2HP11 Operator ID:

Lims ID: std02 1232 1262 Worklist Smp#: 6

Client ID:

Injection Vol: 1.0 ul Dil. Factor: 1.0000 ALS Bottle#: 6

Method: PCB11 IS Limit Group: GC 8082A IS

Column: CLP-1 0.53mm ID (0.53 mm) Y Scaling: Method Defined: Set to Absolute Y Value

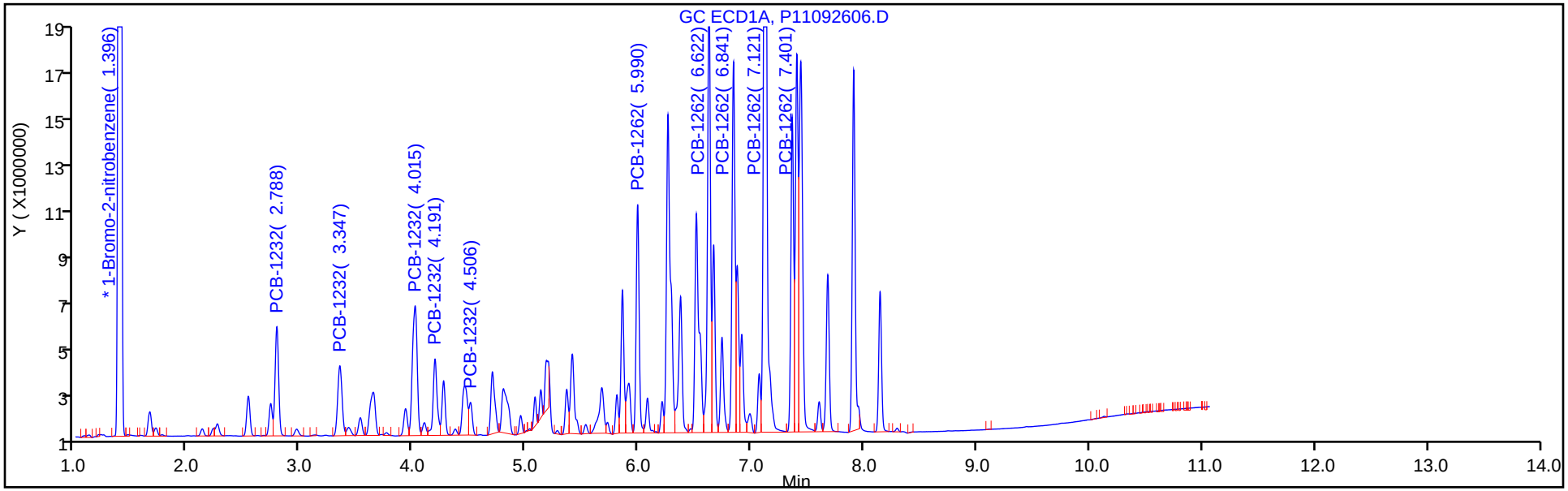

Column: CLP-2 0.53mm ID (0.53 mm) Y Scaling: Method Defined: Set to Absolute Y Value

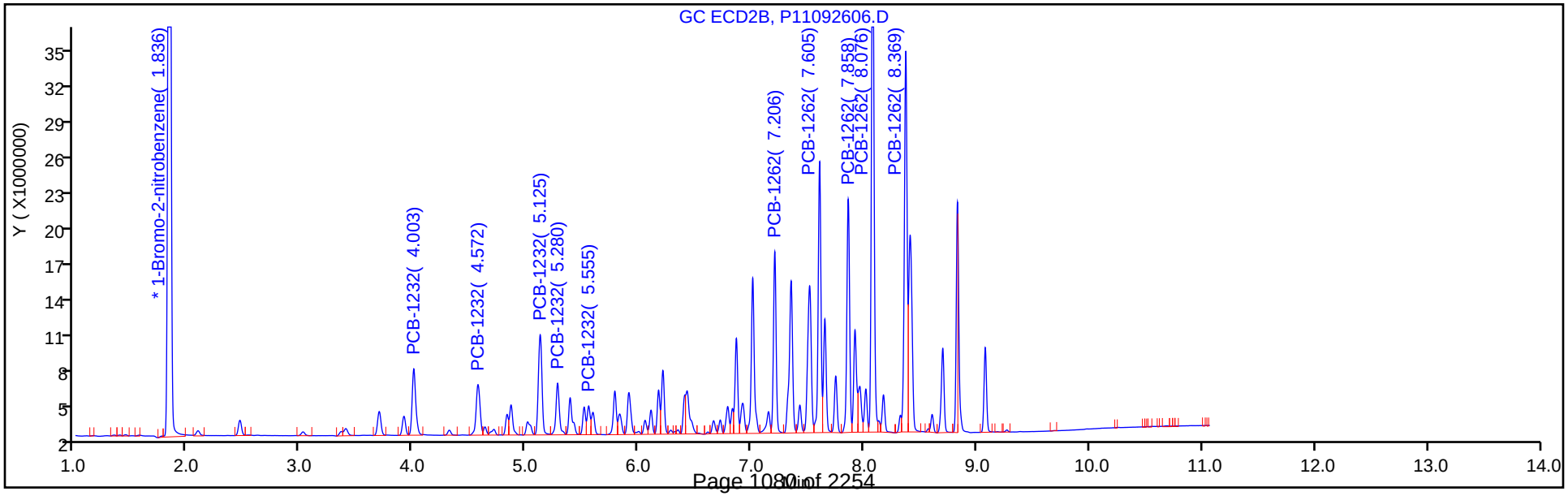

Eurofins TestAmerica, Canton
Target Compound Quantitation Report

Data File: \\chromna\Canton\ChromData\A2HP11\20190926-91426.b\P11092607.D
Lims ID: std05 1232 1262
Client ID:
Sample Type: IC Calib Level: 4
Inject. Date: 26-Sep-2019 13:06:46 ALS Bottle#: 7 Worklist Smp#: 7
Injection Vol: 1.0 ul Dil. Factor: 1.0000
Sample Info: 240-0091426-007
Operator ID: Instrument ID: A2HP11
Sublist: chrom-PCB11 IS*sub3

Method: \\chromna\Canton\ChromData\A2HP11\20190926-91426.b\PCB11 IS.m
Limit Group: GC 8082A IS
Last Update: 01-Oct-2019 08:34:44 Calib Date: 26-Sep-2019 19:27:31
Integrator: Falcon
Quant Method: Internal Standard Quant By: Initial Calibration
Last ICal File: \\chromna\Canton\ChromData\A2HP11\20190926-91426.b\P11092633.D

Column 1 : CLP-1 0.53mm ID (0.53 mm) Det: GC ECD1A
Column 2 : CLP-2 0.53mm ID (0.53 mm) Det: GC ecd2b
Process Host: CTX0305

First Level Reviewer: hassl Date: 27-Sep-2019 06:59:49

Col	RT (min.)	Exp RT (min.)	Dlt RT (min.)	Response	Cal Amt ng/ul	OnCol Amt ng/ul	Flags
* 14 1-Bromo-2-nitrobenzene							
1	1.395	1.393	0.001	119763385	0.0500	0.0500	
2	1.835	1.834	0.001	136809250	0.0500	0.0500	
4 PCB-1232							
1	2.787	2.789	-0.002	23226301	0.5000	0.4558	
1	3.346	3.348	-0.002	18398295	0.5000	0.4753	
1	4.014	4.015	-0.001	39320059	0.5000	0.4789	
1	4.191	4.191	0.000	18662777	0.5000	0.4817	
1	4.506	4.506	0.000	6317183	0.5000	0.4706	
		Average of Peak Amounts =				0.4724	
2	4.002	4.004	-0.002	30177797	0.5000	0.4744	
2	4.572	4.575	-0.003	24327193	0.5000	0.4667	
2	5.125	5.126	-0.001	46526970	0.5000	0.4766	
2	5.279	5.280	-0.001	22401908	0.5000	0.4812	
2	5.555	5.556	-0.001	10293979	0.5000	0.4689	
		Average of Peak Amounts =				0.4736	
						RPD = 0.23	

Col	RT (min.)	Exp RT (min.)	Dlt RT (min.)	Response	Cal Amt ng/ul	OnCol Amt ng/ul	Flags
9 PCB-1262							
1	5.989	5.990	-0.001	42983028	0.5000	0.4845	
1	6.622	6.623	-0.001	85549395	0.5000	0.4860	
1	6.840	6.841	-0.001	70391605	0.5000	0.4786	
1	7.121	7.121	0.000	190505534	0.5000	0.4937	
1	7.401	7.401	0.000	68969523	0.5000	0.4844	
		Average of Peak Amounts =				0.4854	
2	7.208	7.206	0.002	63732978	0.5000	0.4850	
2	7.606	7.604	0.002	97858868	0.5000	0.4862	
2	7.861	7.858	0.003	84413670	0.5000	0.4820	
2	8.078	8.076	0.002	192770719	0.5000	0.4890	
2	8.371	8.369	0.002	141112948	0.5000	0.4905	
		Average of Peak Amounts =				0.4865	
						RPD = 0.23	

Reagents:

SG3262@0.5PPM_00036 Amount Added: 1.00 Units: mL

Report Date: 01-Oct-2019 08:34:45 Chrom Revision: 2.3 17-Sep-2019 16:19:08

Eurofins TestAmerica, Canton

Data File: \\chromna\Canton\ChromData\A2HP11\20190926-91426.b\P11092607.D

Injection Date:	26-Sep-2019 13:06:46	Instrument ID:	A2HP11	Operator ID:	
Lims ID:	std05 1232 1262			Worklist Smp#:	7
Client ID:					
Injection Vol:	1.0 ul	Dil. Factor:	1.0000	ALS Bottle#:	7
Method:	PCB11 IS	Limit Group:	GC 8082A IS		

Column: CLP-1 0.53mm ID (0.53 mm) Y Scaling: Method Defined: Set to Absolute Y Value

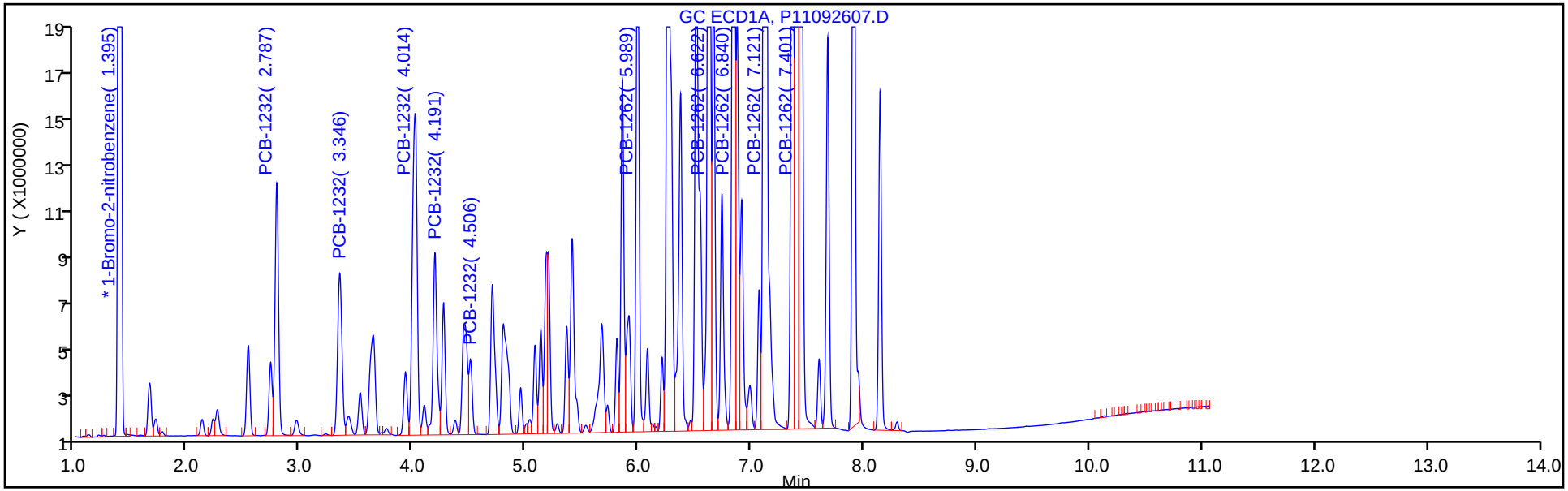

Column: CLP-2 0.53mm ID (0.53 mm) Y Scaling: Method Defined: Set to Absolute Y Value

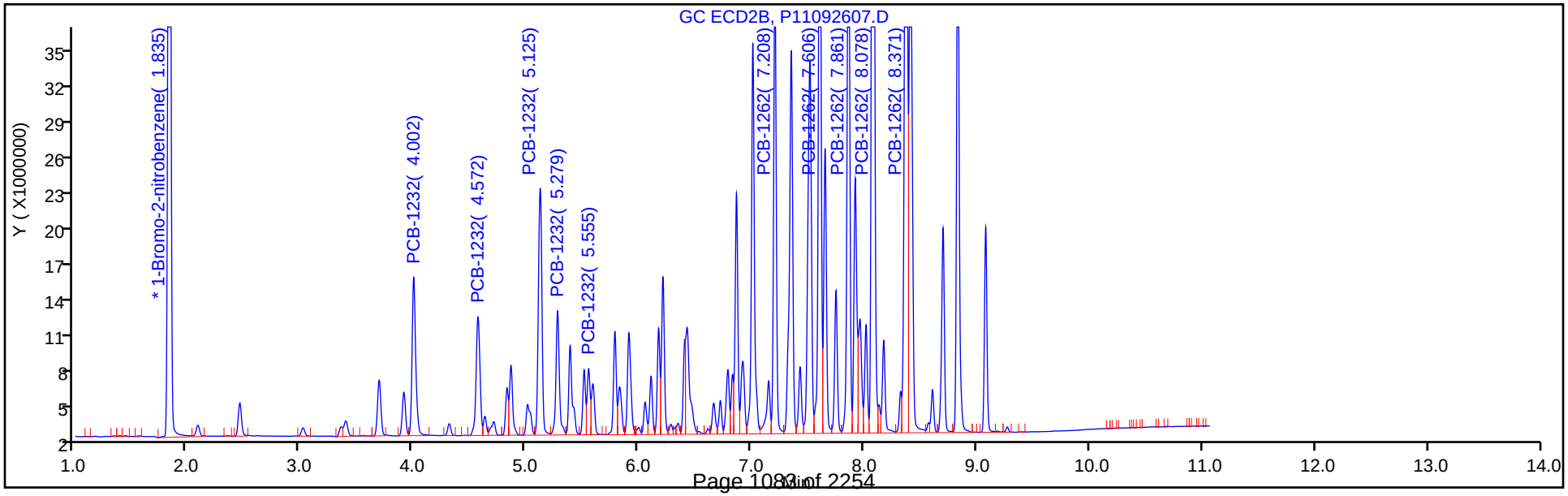

Eurofins TestAmerica, Canton
Target Compound Quantitation Report

Data File: \\chromna\Canton\ChromData\A2HP11\20190926-91426.b\P11092608.D
Lims ID: std1 1232 1262
Client ID:
Sample Type: IC Calib Level: 5
Inject. Date: 26-Sep-2019 13:21:24 ALS Bottle#: 8 Worklist Smp#: 8
Injection Vol: 1.0 ul Dil. Factor: 1.0000
Sample Info: 240-0091426-008
Operator ID: Instrument ID: A2HP11
Sublist: chrom-PCB11 IS*sub3

Method: \\chromna\Canton\ChromData\A2HP11\20190926-91426.b\PCB11 IS.m
Limit Group: GC 8082A IS
Last Update: 01-Oct-2019 08:34:48 Calib Date: 26-Sep-2019 19:27:31
Integrator: Falcon
Quant Method: Internal Standard Quant By: Initial Calibration
Last ICal File: \\chromna\Canton\ChromData\A2HP11\20190926-91426.b\P11092633.D

Column 1 : CLP-1 0.53mm ID (0.53 mm) Det: GC ECD1A
Column 2 : CLP-2 0.53mm ID (0.53 mm) Det: GC ecd2b
Process Host: CTX0305

First Level Reviewer: hassl Date: 27-Sep-2019 07:25:58

Col	RT (min.)	Exp RT (min.)	Dlt RT (min.)	Response	Cal Amt ng/ul	OnCol Amt ng/ul	Flags
* 14 1-Bromo-2-nitrobenzene							
1	1.400	1.393	0.006	127094537	0.0500	0.0500	
2	1.837	1.834	0.003	145285606	0.0500	0.0500	
4 PCB-1232							M
1	2.790	2.789	0.001	47986715	1.00	0.8874	
1	3.348	3.348	0.000	35550493	1.00	0.8654	
1	4.016	4.015	0.001	82306437	1.00	0.9447	
1	4.192	4.191	0.001	37503402	1.00	0.9121	M
1	4.506	4.506	0.000	12410387	1.00	0.8711	M
		Average of Peak Amounts =				0.8961	
2	4.003	4.004	-0.001	60342640	1.00	0.8932	
2	4.574	4.575	-0.001	48588744	1.00	0.8777	
2	5.126	5.126	0.000	98402587	1.00	0.9491	
2	5.280	5.280	0.000	45229378	1.00	0.9149	
2	5.554	5.556	-0.002	20235973	1.00	0.8680	
		Average of Peak Amounts =				0.9006	
						RPD = 0.50	

Col	RT (min.)	Exp RT (min.)	Dlt RT (min.)	Response	Cal Amt ng/ul	OnCol Amt ng/ul	Flags
9 PCB-1262							
1	5.990	5.990	0.000	89274995	1.00	0.9482	
1	6.623	6.623	0.000	181179108	1.00	0.9699	
1	6.841	6.841	0.000	152008354	1.00	0.9740	
1	7.121	7.121	0.000	408231479	1.00	1.00	
1	7.403	7.401	0.002	145268721	1.00	0.9614	
		Average of Peak Amounts =				0.9700	
2	7.206	7.206	0.000	131679586	1.00	0.9436	
2	7.604	7.604	0.000	204845138	1.00	0.9584	
2	7.858	7.858	0.000	177320073	1.00	0.9535	
2	8.076	8.076	0.000	410573235	1.00	0.9807	
2	8.370	8.369	0.001	297120668	1.00	0.9726	
		Average of Peak Amounts =				0.9617	
						RPD = 0.86	

QC Flag Legend

Review Flags

M - Manually Integrated

Reagents:

SG3262@1.0PPM_00023 Amount Added: 1.00 Units: mL

Report Date: 01-Oct-2019 08:34:49 Chrom Revision: 2.3 17-Sep-2019 16:19:08

Eurofins TestAmerica, Canton

Data File: \\chromna\Canton\ChromData\A2HP11\20190926-91426.b\P11092608.D

Injection Date:	26-Sep-2019 13:21:24	Instrument ID:	A2HP11	Operator ID:	
Lims ID:	std1 1232 1262			Worklist Smp#:	8
Client ID:					
Injection Vol:	1.0 ul	Dil. Factor:	1.0000	ALS Bottle#:	8
Method:	PCB11 IS	Limit Group:	GC 8082A IS		

Column: CLP-1 0.53mm ID (0.53 mm) Y Scaling: Method Defined: Set to Absolute Y Value

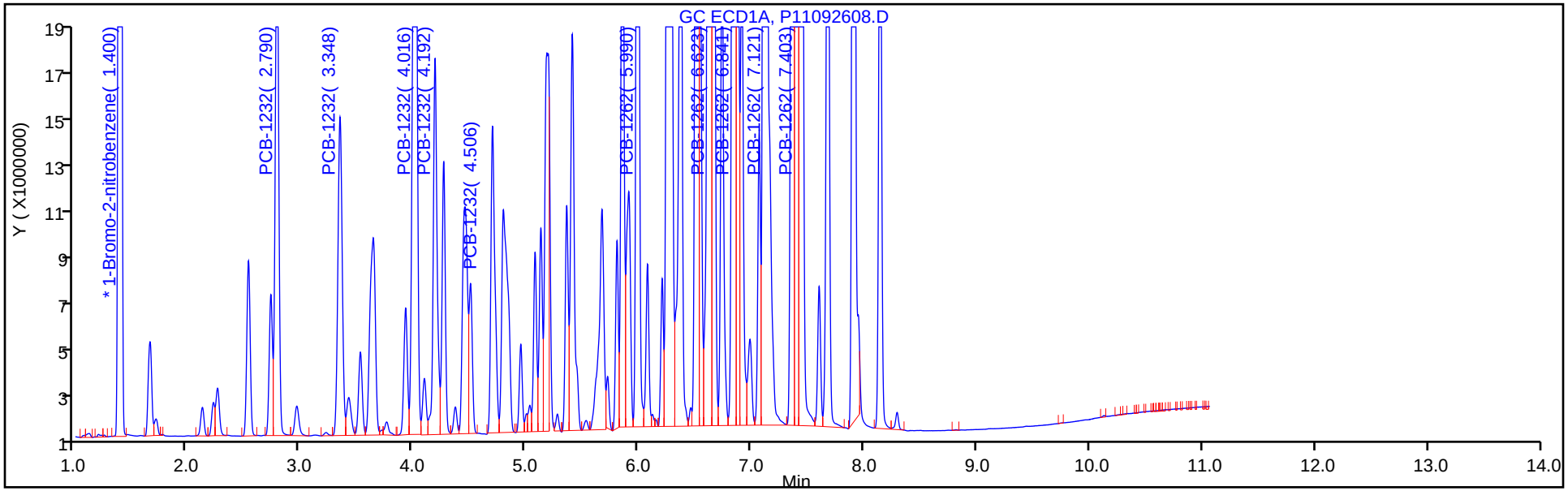

Column: CLP-2 0.53mm ID (0.53 mm) Y Scaling: Method Defined: Set to Absolute Y Value

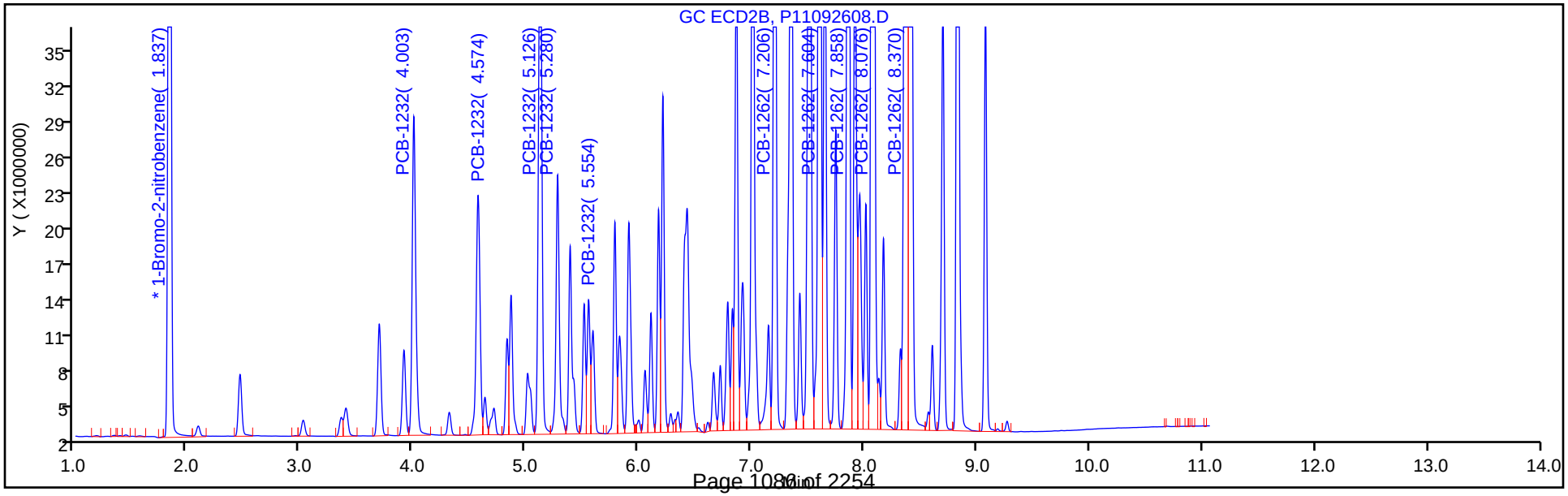

Report Date: 01-Oct-2019 08:34:49 Chrom Revision: 2.3 17-Sep-2019 16:19:08

Eurofins TestAmerica, Canton

Data File: \\chromna\Canton\ChromData\A2HP11\20190926-91426.b\P11092608.D

Injection Date: 26-Sep-2019 13:21:24 Instrument ID: A2HP11

Lims ID: std1 1232 1262

Client ID:

Operator ID: ALS Bottle#: 8 Worklist Smp#: 8

Injection Vol: 1.0 ul Dil. Factor: 1.0000

Method: PCB11 IS Limit Group: GC 8082A IS

Column: CLP-1 0.53mm ID (0.53 mm) Detector GC ECD1A

4 PCB-1232, CAS: 11141-16-5

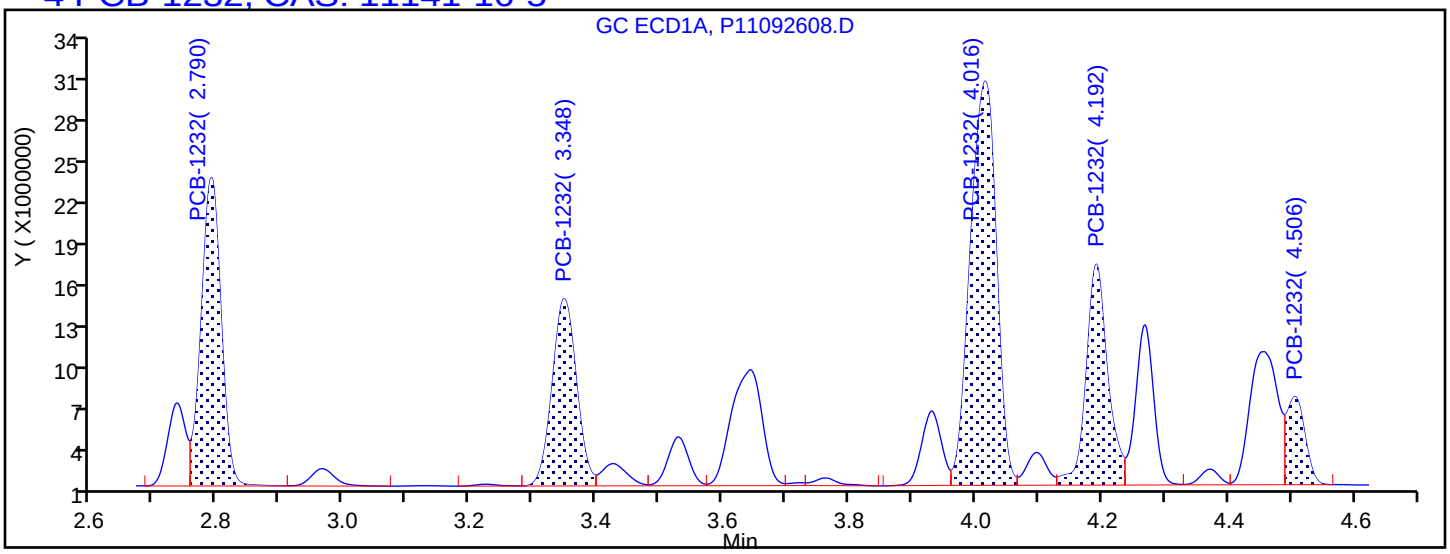

Processing Integration Results

2.790	Response = 47986715
3.348	Response = 35550493
4.016	Response = 82306437
4.192	Response = 37374569
4.506	Response = 12399383

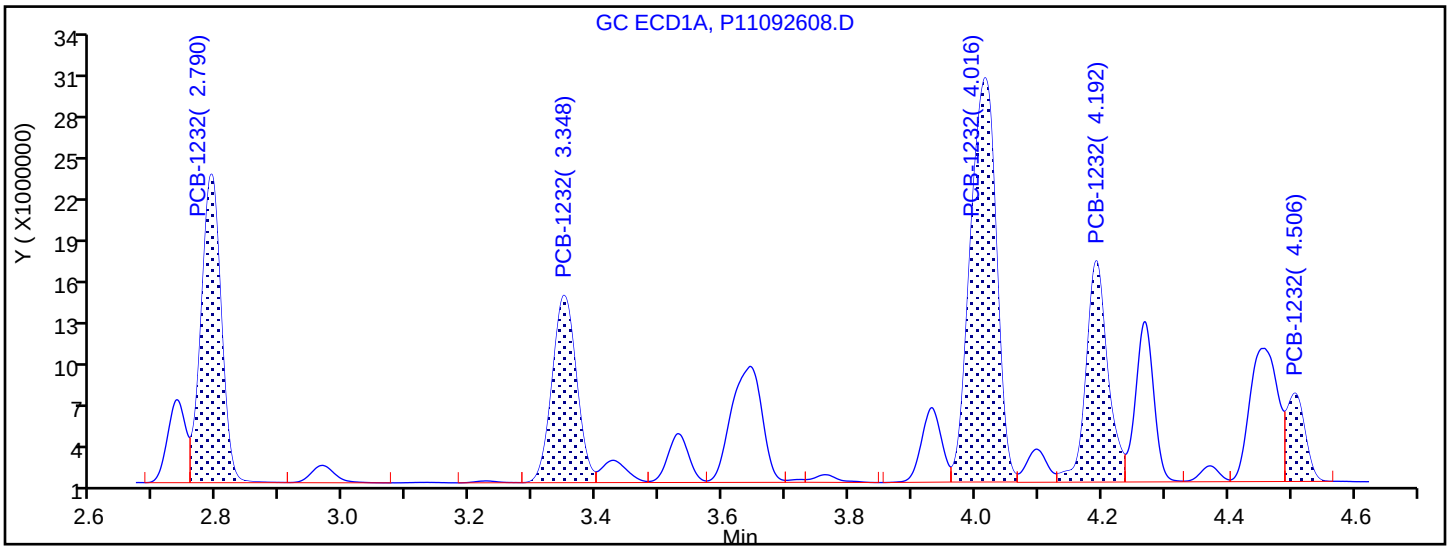

Manual Integration Results

2.790	Response = 47986715	
3.348	Response = 35550493	
4.016	Response = 82306437	
4.192	Response = 37503402	M
4.506	Response = 12410387	M

Reviewer: hassl, 27-Sep-2019 07:25:55

Audit Action: Assigned New Baseline Audit Reason: Baseline Smoothing

Eurofins TestAmerica, Canton
Target Compound Quantitation Report

Data File: \\chromna\Canton\ChromData\A2HP11\20190926-91426.b\P11092609.D
Lims ID: std15 1232 1262
Client ID:
Sample Type: IC Calib Level: 6
Inject. Date: 26-Sep-2019 13:36:03 ALS Bottle#: 9 Worklist Smp#: 9
Injection Vol: 1.0 ul Dil. Factor: 1.0000
Sample Info: 240-0091426-009
Operator ID: Instrument ID: A2HP11
Sublist: chrom-PCB11 IS*sub3

Method: \\chromna\Canton\ChromData\A2HP11\20190926-91426.b\PCB11 IS.m
Limit Group: GC 8082A IS
Last Update: 01-Oct-2019 08:34:51 Calib Date: 26-Sep-2019 19:27:31
Integrator: Falcon
Quant Method: Internal Standard Quant By: Initial Calibration
Last ICal File: \\chromna\Canton\ChromData\A2HP11\20190926-91426.b\P11092633.D

Column 1 : CLP-1 0.53mm ID (0.53 mm) Det: GC ECD1A
Column 2 : CLP-2 0.53mm ID (0.53 mm) Det: GC ecd2b
Process Host: CTX0305

First Level Reviewer: hassl Date: 27-Sep-2019 07:34:07

Col	RT (min.)	Exp RT (min.)	Dlt RT (min.)	Response	Cal Amt ng/ul	OnCol Amt ng/ul	Flags
* 14 1-Bromo-2-nitrobenzene							
1	1.400	1.393	0.006	123773744	0.0500	0.0500	
2	1.837	1.834	0.003	141234927	0.0500	0.0500	
4 PCB-1232							
1	2.790	2.789	0.001	69518462	1.50	1.32	
1	3.348	3.348	0.000	50996807	1.50	1.27	
1	4.016	4.015	0.001	118960953	1.50	1.40	
1	4.191	4.191	0.000	53574054	1.50	1.34	
1	4.507	4.506	0.001	18066075	1.50	1.30	
		Average of Peak Amounts =				1.33	
2	4.003	4.004	-0.001	86211847	1.50	1.31	
2	4.573	4.575	-0.002	68548888	1.50	1.27	
2	5.125	5.126	-0.001	141493325	1.50	1.40	
2	5.279	5.280	-0.001	63728702	1.50	1.33	
2	5.555	5.556	-0.001	27884964	1.50	1.23	
		Average of Peak Amounts =				1.31	
						RPD = 1.36	

Col	RT (min.)	Exp RT (min.)	Dlt RT (min.)	Response	Cal Amt ng/ul	OnCol Amt ng/ul	Flags
9 PCB-1262							
1	5.990	5.990	0.000	130590889	1.50	1.42	
1	6.623	6.623	0.000	263295659	1.50	1.45	
1	6.840	6.841	-0.001	213378569	1.50	1.40	
1	7.121	7.121	0.000	599313686	1.50	1.50	
1	7.403	7.401	0.002	207508816	1.50	1.41	
		Average of Peak Amounts =				1.44	
2	7.206	7.206	0.000	189481747	1.50	1.40	
2	7.604	7.604	0.000	296476750	1.50	1.43	
2	7.858	7.858	0.000	249094706	1.50	1.38	
2	8.075	8.076	-0.001	598961108	1.50	1.47	
2	8.368	8.369	-0.001	432931228	1.50	1.46	
		Average of Peak Amounts =				1.43	
						RPD = 0.80	

Reagents:

SG3262@1.5PPM_00006 Amount Added: 1.00 Units: mL

Report Date: 01-Oct-2019 08:34:52 Chrom Revision: 2.3 17-Sep-2019 16:19:08

Eurofins TestAmerica, Canton

Data File: \\chromna\Canton\ChromData\A2HP11\20190926-91426.b\P11092609.D

Injection Date:	26-Sep-2019 13:36:03	Instrument ID:	A2HP11	Operator ID:	
Lims ID:	std15 1232 1262			Worklist Smp#:	9
Client ID:					
Injection Vol:	1.0 ul	Dil. Factor:	1.0000	ALS Bottle#:	9
Method:	PCB11 IS	Limit Group:	GC 8082A IS		

Column: CLP-1 0.53mm ID (0.53 mm) Y Scaling: Method Defined: Set to Absolute Y Value

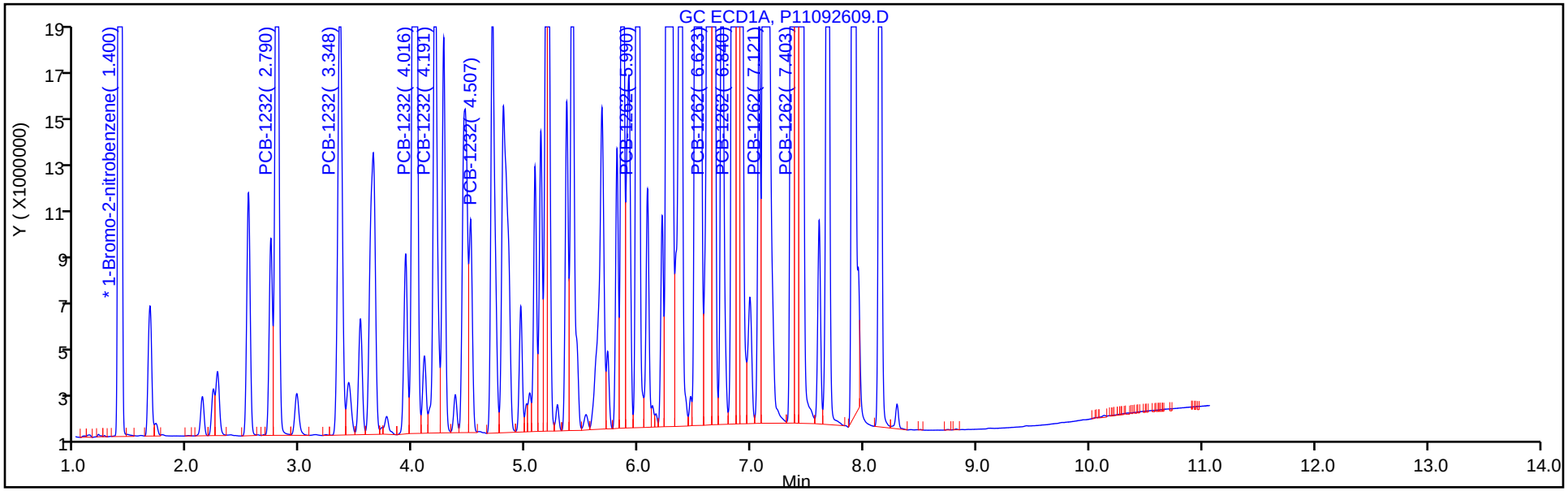

Column: CLP-2 0.53mm ID (0.53 mm) Y Scaling: Method Defined: Set to Absolute Y Value

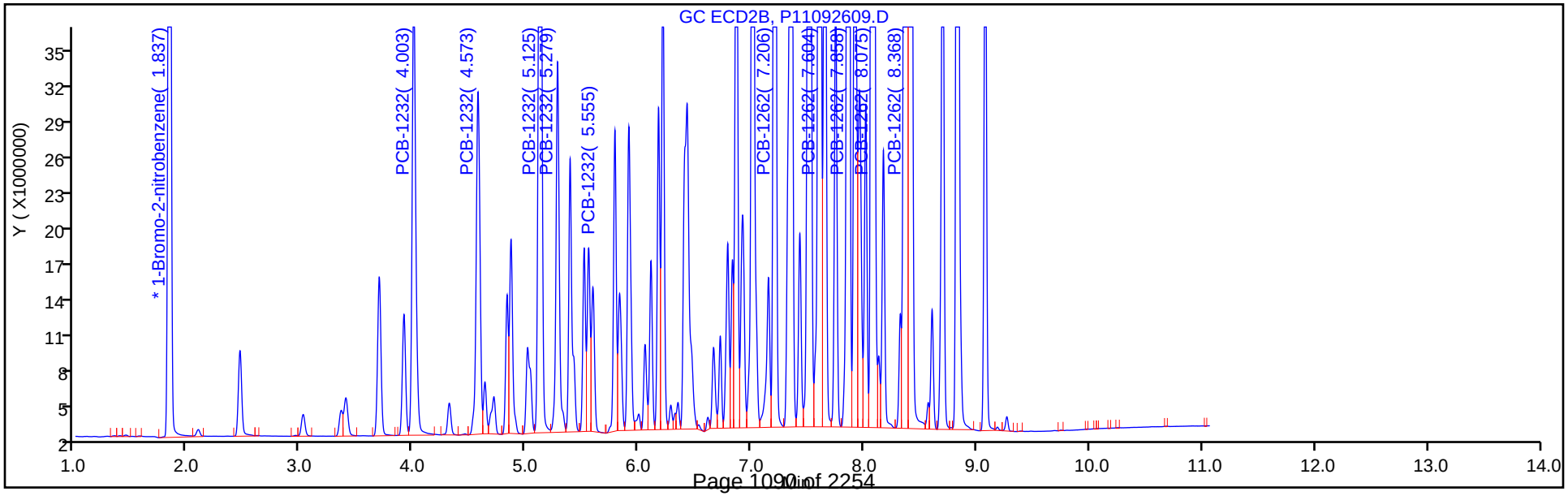

FORM VI
PCBS BY INTERNAL STANDARD - INITIAL CALIBRATION DATA
CURVE EVALUATION

Lab Name: Eurofins TestAmerica, Canton Job No.: 240-124062-1 Analy Batch No.: 402587

SDG No.:

Instrument ID: A2HP11 GC Column: CLP-2 (0.53 ID: 0.53(mm) Heated Purge: (Y/N) N

Calibration Start Date: 09/26/2019 12:22 Calibration End Date: 09/26/2019 13:36 Calibration ID: 53462

Calibration Files:

LEVEL:	LAB SAMPLE ID:	LAB FILE ID:
Level 1	STD005 240-402587/4	P11092604.D
Level 2	STD01 240-402587/5	P11092605.D
Level 3	STD02 240-402587/6	P11092606.D
Level 4	STD05 240-402587/7	P11092607.D
Level 5	STD1 240-402587/8	P11092608.D
Level 6	STD15 240-402587/9	P11092609.D

ANALYTE	RRF					CURVE TYPE	COEFFICIENT			#	MIN RRF	%RSD	#	MAX %RSD	R^2 OR COD	#	MIN R^2 OR COD
	LVL 1 LVL 6	LVL 2	LVL 3	LVL 4	LVL 5		B	M1	M2								
PCB-1232 Peak 1	0.0278 0.0203	0.0256	0.0229	0.0221	0.0208	Ave		0.0232				12.5		20.0			
PCB-1232 Peak 2	0.0234 0.0162	0.0213	0.0190	0.0178	0.0167	Ave		0.0191				14.6		20.0			
PCB-1232 Peak 3	0.0407 0.0334	0.0374	0.0347	0.0340	0.0339	Ave		0.0357				8.0		20.0			
PCB-1232 Peak 4	0.0200 0.0150	0.0180	0.0171	0.0164	0.0156	Ave		0.0170				10.7		20.0			
PCB-1232 Peak 5	0.0098 0.0066	0.0091	0.0082	0.0075	0.0070	Ave		0.0080				15.5		20.0			
PCB-1262 Peak 1	0.0544 0.0447	0.0512	0.0460	0.0466	0.0453	Ave		0.0480				8.1		20.0			
PCB-1262 Peak 2	0.0812 0.0700	0.0774	0.0707	0.0715	0.0705	Ave		0.0736				6.3		20.0			
PCB-1262 Peak 3	0.0735 0.0588	0.0678	0.0612	0.0617	0.0610	Ave		0.0640				8.7		20.0			
PCB-1262 Peak 4	0.1539 0.1414	0.1498	0.1371	0.1409	0.1413	Ave		0.1441				4.4		20.0			
PCB-1262 Peak 5	0.1130 0.1022	0.1091	0.1011	0.1031	0.1023	Ave		0.1051				4.6		20.0			

Note: The M1 coefficient is the same as Ave RRF for an Ave curve type.

FORM VI
PCBS BY INTERNAL STANDARD - INITIAL CALIBRATION DATA
RESPONSE AND CONCENTRATION

Lab Name: Eurofins TestAmerica, Canton Job No.: 240-124062-1 Analy Batch No.: 402587

SDG No.:

Instrument ID: A2HP11 GC Column: CLP-2 (0.53 ID: 0.53(mm) Heated Purge: (Y/N) N

Calibration Start Date: 09/26/2019 12:22 Calibration End Date: 09/26/2019 13:36 Calibration ID: 53462

Calibration Files:

LEVEL:	LAB SAMPLE ID:	LAB FILE ID:
Level 1	STD005 240-402587/4	P11092604.D
Level 2	STD01 240-402587/5	P11092605.D
Level 3	STD02 240-402587/6	P11092606.D
Level 4	STD05 240-402587/7	P11092607.D
Level 5	STD1 240-402587/8	P11092608.D
Level 6	STD15 240-402587/9	P11092609.D

ANALYTE	IS REF	CURVE TYPE	RESPONSE					CONCENTRATION (NG/UL)				
			LVL 1 LVL 6	LVL 2	LVL 3	LVL 4	LVL 5	LVL 1 LVL 6	LVL 2	LVL 3	LVL 4	LVL 5
PCB-1232 Peak 1	BNB	Ave	3821751 86211847	7620029	12692153	30177797	60342640	0.0500 1.50	0.100	0.200	0.500	1.00
PCB-1232 Peak 2	BNB	Ave	3214696 68548888	6324029	10515803	24327193	48588744	0.0500 1.50	0.100	0.200	0.500	1.00
PCB-1232 Peak 3	BNB	Ave	5605972 141493325	11120789	19199060	46526970	98402587	0.0500 1.50	0.100	0.200	0.500	1.00
PCB-1232 Peak 4	BNB	Ave	2759364 63728702	5355397	9432996	22401908	45229378	0.0500 1.50	0.100	0.200	0.500	1.00
PCB-1232 Peak 5	BNB	Ave	1344727 27884964	2720875	4511671	10293979	20235973	0.0500 1.50	0.100	0.200	0.500	1.00
PCB-1262 Peak 1	BNB	Ave	7490973 189481747	15216873	25426625	63732978	131679586	0.0500 1.50	0.100	0.200	0.500	1.00
PCB-1262 Peak 2	BNB	Ave	11180674 296476750	23037346	39101055	97858868	204845138	0.0500 1.50	0.100	0.200	0.500	1.00
PCB-1262 Peak 3	BNB	Ave	10118503 249094706	20161188	33862152	84413670	177320073	0.0500 1.50	0.100	0.200	0.500	1.00
PCB-1262 Peak 4	BNB	Ave	21187916 598961108	44574840	75851732	192770719	410573235	0.0500 1.50	0.100	0.200	0.500	1.00
PCB-1262 Peak 5	BNB	Ave	15558197 432931228	32453542	55947790	141112948	297120668	0.0500 1.50	0.100	0.200	0.500	1.00

Curve Type Legend:
Ave = Average ISTD

Eurofins TestAmerica, Canton
Target Compound Quantitation Report

Data File: \\chromna\Canton\ChromData\A2HP11\20190926-91426.b\P11092604.D
Lims ID: std005 1232 1262
Client ID:
Sample Type: IC Calib Level: 1
Inject. Date: 26-Sep-2019 12:22:52 ALS Bottle#: 4 Worklist Smp#: 4
Injection Vol: 1.0 ul Dil. Factor: 1.0000
Sample Info: 240-0091426-004
Operator ID: Instrument ID: A2HP11
Sublist: chrom-PCB11 IS*sub3

Method: \\chromna\Canton\ChromData\A2HP11\20190926-91426.b\PCB11 IS.m
Limit Group: GC 8082A IS
Last Update: 01-Oct-2019 08:34:31 Calib Date: 26-Sep-2019 19:27:31
Integrator: Falcon
Quant Method: Internal Standard Quant By: Initial Calibration
Last ICal File: \\chromna\Canton\ChromData\A2HP11\20190926-91426.b\P11092633.D

Column 1 : CLP-1 0.53mm ID (0.53 mm) Det: GC ECD1A
Column 2 : CLP-2 0.53mm ID (0.53 mm) Det: GC ecd2b
Process Host: CTX0305

First Level Reviewer: hassl Date: 27-Sep-2019 07:23:01

Col	RT (min.)	Exp RT (min.)	Dlt RT (min.)	Response	Cal Amt ng/ul	OnCol Amt ng/ul	Flags
* 14 1-Bromo-2-nitrobenzene							
1	1.395	1.393	0.002	121420489	0.0500	0.0500	
2	1.836	1.834	0.002	137650291	0.0500	0.0500	
4 PCB-1232							
1	2.789	2.789	0.000	3136275	0.0500	0.0607	
1	3.348	3.348	0.000	2371499	0.0500	0.0604	
1	4.015	4.015	0.000	4688279	0.0500	0.0563	
1	4.191	4.191	0.000	2134770	0.0500	0.0543	
1	4.506	4.506	0.000	814046	0.0500	0.0598	
		Average of Peak Amounts =				0.0583	
2	4.004	4.004	0.000	3821751	0.0500	0.0597	
2	4.575	4.575	0.000	3214696	0.0500	0.0613	
2	5.126	5.126	0.000	5605972	0.0500	0.0571	
2	5.280	5.280	0.000	2759364	0.0500	0.0589	
2	5.556	5.556	0.000	1344727	0.0500	0.0609	
		Average of Peak Amounts =				0.0596	
						RPD = 2.12	

Col	RT (min.)	Exp RT (min.)	Dlt RT (min.)	Response	Cal Amt ng/ul	OnCol Amt ng/ul	Flags
9 PCB-1262							M
1	5.990	5.990	0.000	5005938	0.0500	0.0557	M
1	6.623	6.623	0.000	9728472	0.0500	0.0545	M
1	6.841	6.841	0.000	8464402	0.0500	0.0568	M
1	7.121	7.121	0.000	20181391	0.0500	0.0516	M
1	7.401	7.401	0.000	8118604	0.0500	0.0562	M
		Average of Peak Amounts =				0.0550	
2	7.206	7.206	0.000	7490973	0.0500	0.0567	
2	7.604	7.604	0.000	11180674	0.0500	0.0552	
2	7.858	7.858	0.000	10118503	0.0500	0.0574	
2	8.076	8.076	0.000	21187916	0.0500	0.0534	
2	8.369	8.369	0.000	15558197	0.0500	0.0538	
		Average of Peak Amounts =				0.0553	
						RPD = 0.62	

QC Flag Legend

Review Flags

M - Manually Integrated

Reagents:

SG3262@.05PPM_00016 Amount Added: 1.00 Units: mL

Report Date: 01-Oct-2019 08:34:33 Chrom Revision: 2.3 17-Sep-2019 16:19:08

Eurofins TestAmerica, Canton

Data File: \\chromna\Canton\ChromData\A2HP11\20190926-91426.b\P11092604.D

Injection Date:	26-Sep-2019 12:22:52	Instrument ID:	A2HP11	Operator ID:	
Lims ID:	std005 1232 1262			Worklist Smp#:	4
Client ID:					
Injection Vol:	1.0 ul	Dil. Factor:	1.0000	ALS Bottle#:	4
Method:	PCB11 IS	Limit Group:	GC 8082A IS		

Column: CLP-1 0.53mm ID (0.53 mm) Y Scaling: Method Defined: Set to Absolute Y Value

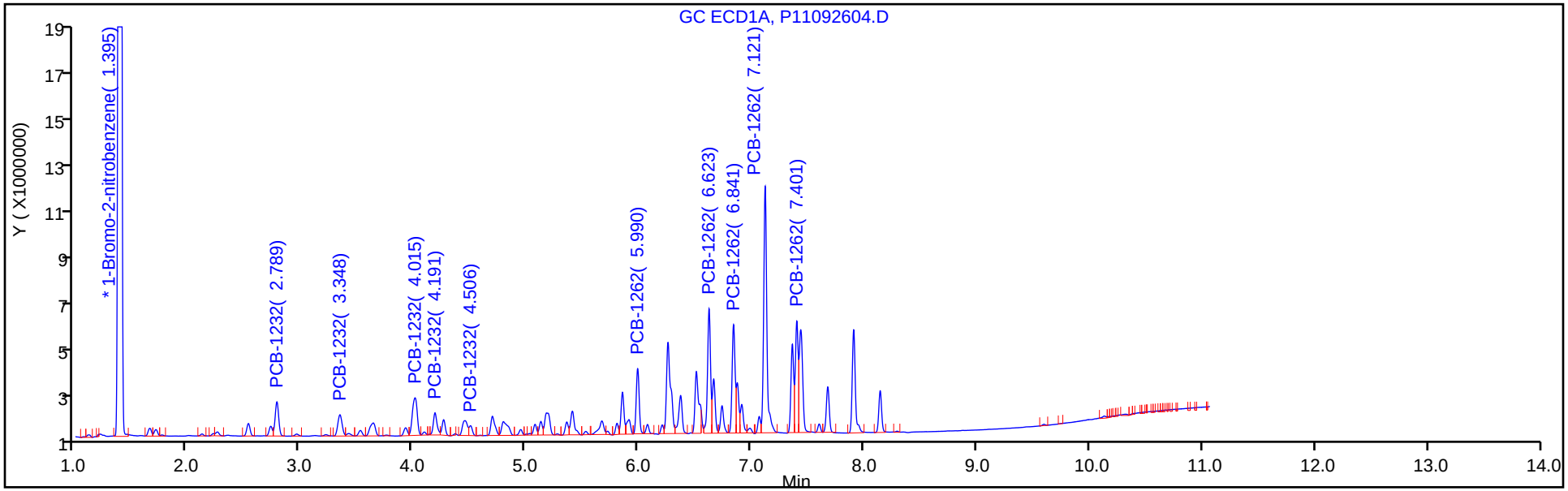

Column: CLP-2 0.53mm ID (0.53 mm) Y Scaling: Method Defined: Set to Absolute Y Value

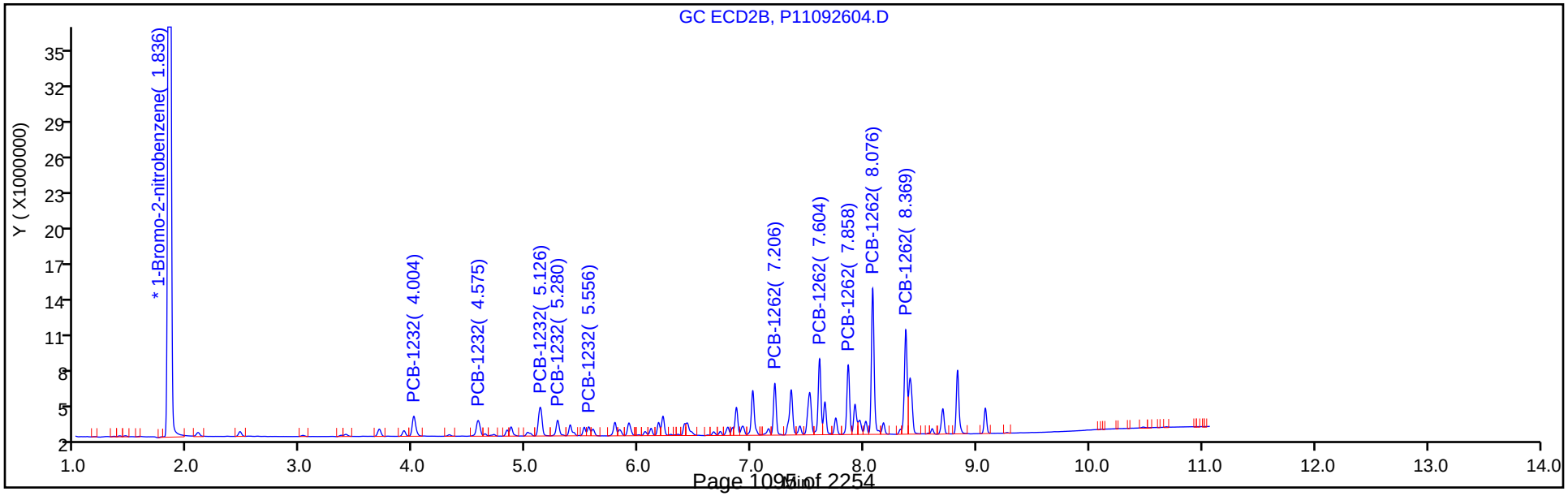

Eurofins TestAmerica, Canton
Target Compound Quantitation Report

Data File: \\chromna\Canton\ChromData\A2HP11\20190926-91426.b\P11092605.D
Lims ID: std01 1232 1262
Client ID:
Sample Type: IC Calib Level: 2
Inject. Date: 26-Sep-2019 12:37:31 ALS Bottle#: 5 Worklist Smp#: 5
Injection Vol: 1.0 ul Dil. Factor: 1.0000
Sample Info: 240-0091426-005
Operator ID: Instrument ID: A2HP11
Sublist: chrom-PCB11 IS*sub3

Method: \\chromna\Canton\ChromData\A2HP11\20190926-91426.b\PCB11 IS.m
Limit Group: GC 8082A IS
Last Update: 01-Oct-2019 08:34:36 Calib Date: 26-Sep-2019 19:27:31
Integrator: Falcon
Quant Method: Internal Standard Quant By: Initial Calibration
Last ICal File: \\chromna\Canton\ChromData\A2HP11\20190926-91426.b\P11092633.D

Column 1 : CLP-1 0.53mm ID (0.53 mm) Det: GC ECD1A
Column 2 : CLP-2 0.53mm ID (0.53 mm) Det: GC ecd2b
Process Host: CTX0305

First Level Reviewer: hassl Date: 27-Sep-2019 07:25:38

Col	RT (min.)	Exp RT (min.)	Dlt RT (min.)	Response	Cal Amt ng/ul	OnCol Amt ng/ul	Flags
* 14 1-Bromo-2-nitrobenzene							
1	1.399	1.393	0.005	131767694	0.0500	0.0500	
2	1.838	1.834	0.004	148738287	0.0500	0.0500	
4 PCB-1232							
1	2.790	2.789	0.001	6298131	0.1000	0.1123	
1	3.349	3.348	0.001	4749964	0.1000	0.1115	
1	4.017	4.015	0.002	9649825	0.1000	0.1068	
1	4.192	4.191	0.001	4811830	0.1000	0.1129	
1	4.508	4.506	0.002	1643666	0.1000	0.1113	
		Average of Peak Amounts =				0.1110	
2	4.005	4.004	0.001	7620029	0.1000	0.1102	
2	4.575	4.575	0.000	6324029	0.1000	0.1116	
2	5.128	5.126	0.002	11120789	0.1000	0.1048	
2	5.282	5.280	0.002	5355397	0.1000	0.1058	
2	5.558	5.556	0.002	2720875	0.1000	0.1140	
		Average of Peak Amounts =				0.1093	
						RPD = 1.54	

Col	RT (min.)	Exp RT (min.)	Dlt RT (min.)	Response	Cal Amt ng/ul	OnCol Amt ng/ul	Flags
9 PCB-1262							M
1	5.990	5.990	0.000	10252722	0.1000	0.1050	M
1	6.624	6.623	0.001	20089389	0.1000	0.1037	M
1	6.841	6.841	0.000	16815340	0.1000	0.1039	M
1	7.121	7.121	0.000	43207607	0.1000	0.1018	M
1	7.403	7.401	0.002	16451955	0.1000	0.1050	M
		Average of Peak Amounts =				0.1039	
2	7.210	7.206	0.004	15216873	0.1000	0.1065	
2	7.607	7.604	0.003	23037346	0.1000	0.1053	
2	7.861	7.858	0.003	20161188	0.1000	0.1059	
2	8.078	8.076	0.002	44574840	0.1000	0.1040	
2	8.372	8.369	0.003	32453542	0.1000	0.1038	
		Average of Peak Amounts =				0.1051	
						RPD = 1.15	

QC Flag Legend

Review Flags

M - Manually Integrated

Reagents:

SG3262@0.1PPM_00016 Amount Added: 1.00 Units: mL

Report Date: 01-Oct-2019 08:34:37 Chrom Revision: 2.3 17-Sep-2019 16:19:08

Eurofins TestAmerica, Canton

Data File: \\chromna\Canton\ChromData\A2HP11\20190926-91426.b\P11092605.D

Injection Date: 26-Sep-2019 12:37:31 Instrument ID: A2HP11 Operator ID:

Lims ID: std01 1232 1262 Worklist Smp#: 5

Client ID:

Injection Vol: 1.0 ul Dil. Factor: 1.0000 ALS Bottle#: 5

Method: PCB11 IS Limit Group: GC 8082A IS

Column: CLP-1 0.53mm ID (0.53 mm) Y Scaling: Method Defined: Set to Absolute Y Value

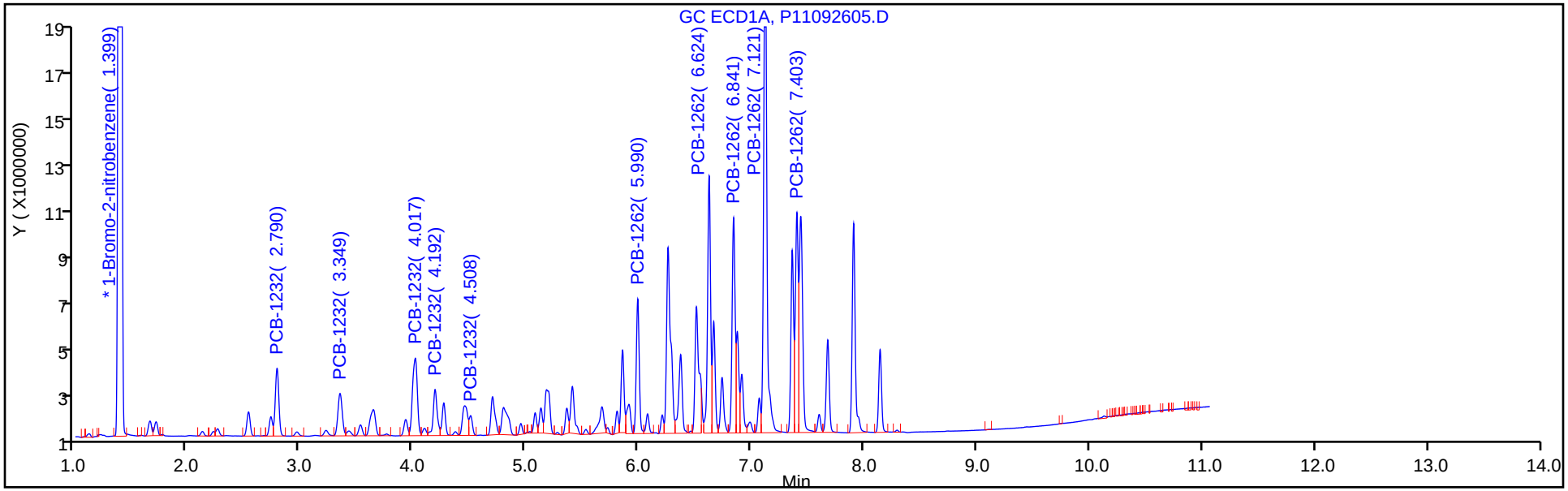

Column: CLP-2 0.53mm ID (0.53 mm) Y Scaling: Method Defined: Set to Absolute Y Value

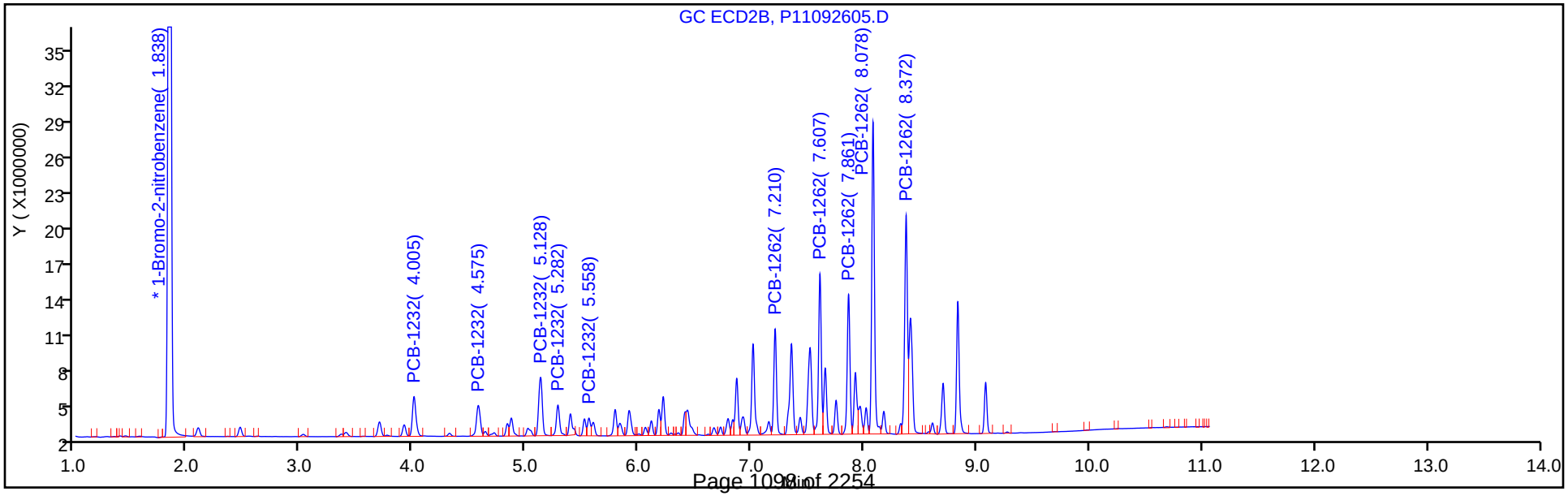

Eurofins TestAmerica, Canton
Target Compound Quantitation Report

Data File: \\chromna\Canton\ChromData\A2HP11\20190926-91426.b\P11092606.D
Lims ID: std02 1232 1262
Client ID:
Sample Type: IC Calib Level: 3
Inject. Date: 26-Sep-2019 12:52:08 ALS Bottle#: 6 Worklist Smp#: 6
Injection Vol: 1.0 ul Dil. Factor: 1.0000
Sample Info: 240-0091426-006
Operator ID: Instrument ID: A2HP11
Sublist: chrom-PCB11 IS*sub3

Method: \\chromna\Canton\ChromData\A2HP11\20190926-91426.b\PCB11 IS.m
Limit Group: GC 8082A IS
Last Update: 01-Oct-2019 08:34:40 Calib Date: 26-Sep-2019 19:27:31
Integrator: Falcon
Quant Method: Internal Standard Quant By: Initial Calibration
Last ICal File: \\chromna\Canton\ChromData\A2HP11\20190926-91426.b\P11092633.D

Column 1 : CLP-1 0.53mm ID (0.53 mm) Det: GC ECD1A
Column 2 : CLP-2 0.53mm ID (0.53 mm) Det: GC ecd2b
Process Host: CTX0305

First Level Reviewer: hassl Date: 27-Sep-2019 06:58:41

Col	RT (min.)	Exp RT (min.)	Dlt RT (min.)	Response	Cal Amt ng/ul	OnCol Amt ng/ul	Flags
* 14 1-Bromo-2-nitrobenzene							
1	1.396	1.393	0.003	120960487	0.0500	0.0500	
2	1.836	1.834	0.001	138295197	0.0500	0.0500	
4 PCB-1232							
1	2.788	2.789	-0.001	10124382	0.2000	0.1967	
1	3.347	3.348	-0.001	7901110	0.2000	0.2021	
1	4.015	4.015	0.000	16054959	0.2000	0.1936	
1	4.191	4.191	0.000	7961035	0.2000	0.2034	
1	4.506	4.506	0.000	2740150	0.2000	0.2021	
		Average of Peak Amounts =				0.1996	
2	4.003	4.004	-0.001	12692153	0.2000	0.1974	
2	4.572	4.575	-0.003	10515803	0.2000	0.1996	
2	5.125	5.126	-0.001	19199060	0.2000	0.1945	
2	5.280	5.280	0.000	9432996	0.2000	0.2005	
2	5.555	5.556	-0.001	4511671	0.2000	0.2033	
		Average of Peak Amounts =				0.1990	
						RPD = 0.27	

Col	RT (min.)	Exp RT (min.)	Dlt RT (min.)	Response	Cal Amt ng/ul	OnCol Amt ng/ul	Flags
9 PCB-1262							
1	5.990	5.990	0.000	17381498	0.2000	0.1940	
1	6.622	6.623	-0.001	34343018	0.2000	0.1932	
1	6.841	6.841	0.000	28471011	0.2000	0.1917	
1	7.121	7.121	0.000	75206085	0.2000	0.1930	
1	7.401	7.401	0.000	27464011	0.2000	0.1910	
		Average of Peak Amounts =				0.1925	
2	7.206	7.206	0.000	25426625	0.2000	0.1914	
2	7.605	7.604	0.001	39101055	0.2000	0.1922	
2	7.858	7.858	0.000	33862152	0.2000	0.1913	
2	8.076	8.076	0.000	75851732	0.2000	0.1903	
2	8.369	8.369	0.000	55947790	0.2000	0.1924	
		Average of Peak Amounts =				0.1915	
						RPD = 0.53	

Reagents:

SG3262@.2PPM_00018 Amount Added: 1.00 Units: mL

Report Date: 01-Oct-2019 08:34:42 Chrom Revision: 2.3 17-Sep-2019 16:19:08

Eurofins TestAmerica, Canton

Data File: \\chromna\Canton\ChromData\A2HP11\20190926-91426.b\P11092606.D

Injection Date:	26-Sep-2019 12:52:08	Instrument ID:	A2HP11	Operator ID:	
Lims ID:	std02 1232 1262			Worklist Smp#:	6
Client ID:					
Injection Vol:	1.0 ul	Dil. Factor:	1.0000	ALS Bottle#:	6
Method:	PCB11 IS	Limit Group:	GC 8082A IS		

Column: CLP-1 0.53mm ID (0.53 mm) Y Scaling: Method Defined: Set to Absolute Y Value

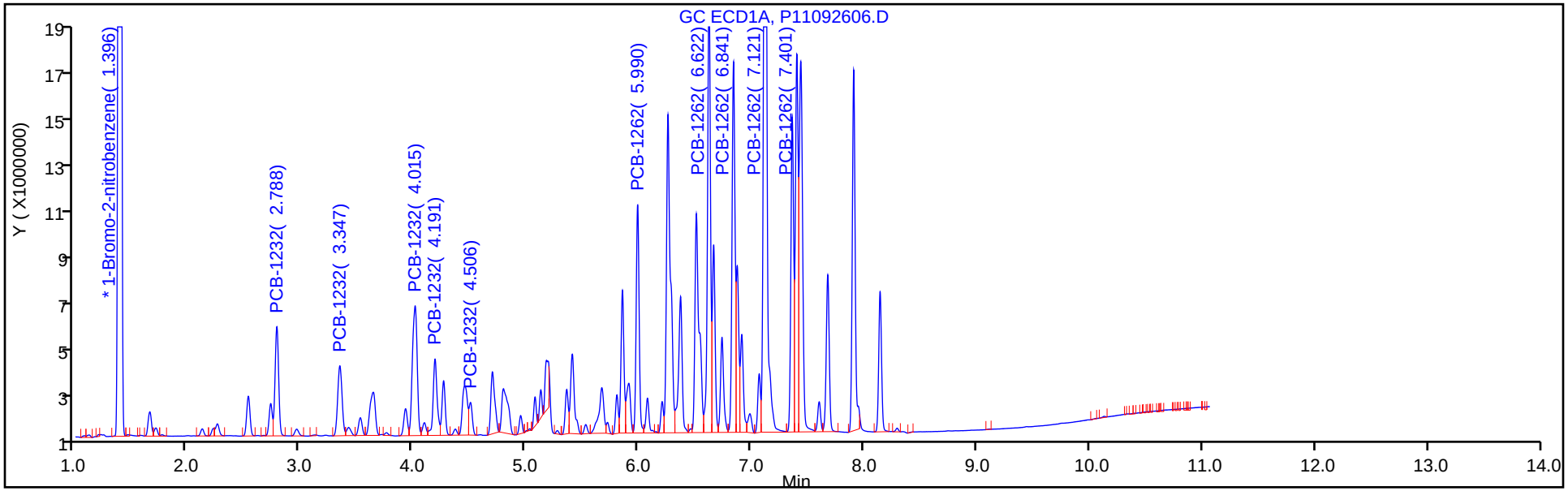

Column: CLP-2 0.53mm ID (0.53 mm) Y Scaling: Method Defined: Set to Absolute Y Value

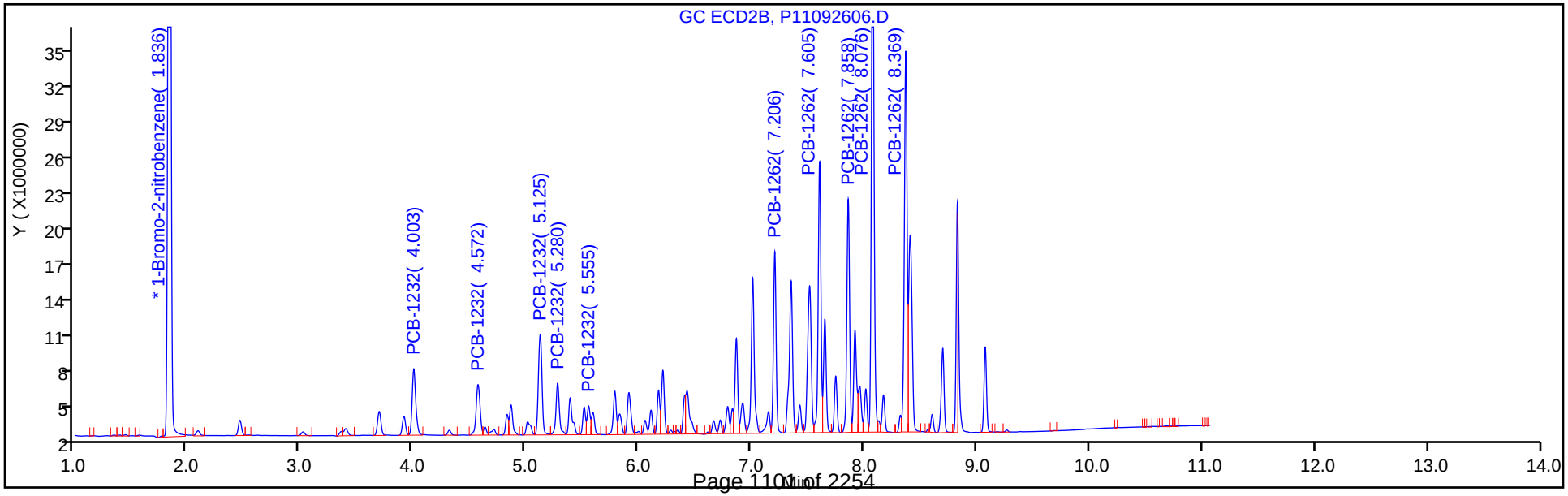

Eurofins TestAmerica, Canton
Target Compound Quantitation Report

Data File: \\chromna\Canton\ChromData\A2HP11\20190926-91426.b\P11092607.D
Lims ID: std05 1232 1262
Client ID:
Sample Type: IC Calib Level: 4
Inject. Date: 26-Sep-2019 13:06:46 ALS Bottle#: 7 Worklist Smp#: 7
Injection Vol: 1.0 ul Dil. Factor: 1.0000
Sample Info: 240-0091426-007
Operator ID: Instrument ID: A2HP11
Sublist: chrom-PCB11 IS*sub3

Method: \\chromna\Canton\ChromData\A2HP11\20190926-91426.b\PCB11 IS.m
Limit Group: GC 8082A IS
Last Update: 01-Oct-2019 08:34:44 Calib Date: 26-Sep-2019 19:27:31
Integrator: Falcon
Quant Method: Internal Standard Quant By: Initial Calibration
Last ICal File: \\chromna\Canton\ChromData\A2HP11\20190926-91426.b\P11092633.D

Column 1 : CLP-1 0.53mm ID (0.53 mm) Det: GC ECD1A
Column 2 : CLP-2 0.53mm ID (0.53 mm) Det: GC ecd2b
Process Host: CTX0305

First Level Reviewer: hassl Date: 27-Sep-2019 06:59:49

Col	RT (min.)	Exp RT (min.)	Dlt RT (min.)	Response	Cal Amt ng/ul	OnCol Amt ng/ul	Flags
* 14 1-Bromo-2-nitrobenzene							
1	1.395	1.393	0.001	119763385	0.0500	0.0500	
2	1.835	1.834	0.001	136809250	0.0500	0.0500	
4 PCB-1232							
1	2.787	2.789	-0.002	23226301	0.5000	0.4558	
1	3.346	3.348	-0.002	18398295	0.5000	0.4753	
1	4.014	4.015	-0.001	39320059	0.5000	0.4789	
1	4.191	4.191	0.000	18662777	0.5000	0.4817	
1	4.506	4.506	0.000	6317183	0.5000	0.4706	
		Average of Peak Amounts =				0.4724	
2	4.002	4.004	-0.002	30177797	0.5000	0.4744	
2	4.572	4.575	-0.003	24327193	0.5000	0.4667	
2	5.125	5.126	-0.001	46526970	0.5000	0.4766	
2	5.279	5.280	-0.001	22401908	0.5000	0.4812	
2	5.555	5.556	-0.001	10293979	0.5000	0.4689	
		Average of Peak Amounts =				0.4736	
						RPD = 0.23	

Col	RT (min.)	Exp RT (min.)	Dlt RT (min.)	Response	Cal Amt ng/ul	OnCol Amt ng/ul	Flags
9 PCB-1262							
1	5.989	5.990	-0.001	42983028	0.5000	0.4845	
1	6.622	6.623	-0.001	85549395	0.5000	0.4860	
1	6.840	6.841	-0.001	70391605	0.5000	0.4786	
1	7.121	7.121	0.000	190505534	0.5000	0.4937	
1	7.401	7.401	0.000	68969523	0.5000	0.4844	
		Average of Peak Amounts =				0.4854	
2	7.208	7.206	0.002	63732978	0.5000	0.4850	
2	7.606	7.604	0.002	97858868	0.5000	0.4862	
2	7.861	7.858	0.003	84413670	0.5000	0.4820	
2	8.078	8.076	0.002	192770719	0.5000	0.4890	
2	8.371	8.369	0.002	141112948	0.5000	0.4905	
		Average of Peak Amounts =				0.4865	
						RPD = 0.23	

Reagents:

SG3262@0.5PPM_00036 Amount Added: 1.00 Units: mL

Report Date: 01-Oct-2019 08:34:45 Chrom Revision: 2.3 17-Sep-2019 16:19:08

Eurofins TestAmerica, Canton

Data File: \\chromna\Canton\ChromData\A2HP11\20190926-91426.b\P11092607.D

Injection Date: 26-Sep-2019 13:06:46 Instrument ID: A2HP11 Operator ID:

Lims ID: std05 1232 1262 Worklist Smp#: 7

Client ID:

Injection Vol: 1.0 ul Dil. Factor: 1.0000 ALS Bottle#: 7

Method: PCB11 IS Limit Group: GC 8082A IS

Column: CLP-1 0.53mm ID (0.53 mm) Y Scaling: Method Defined: Set to Absolute Y Value

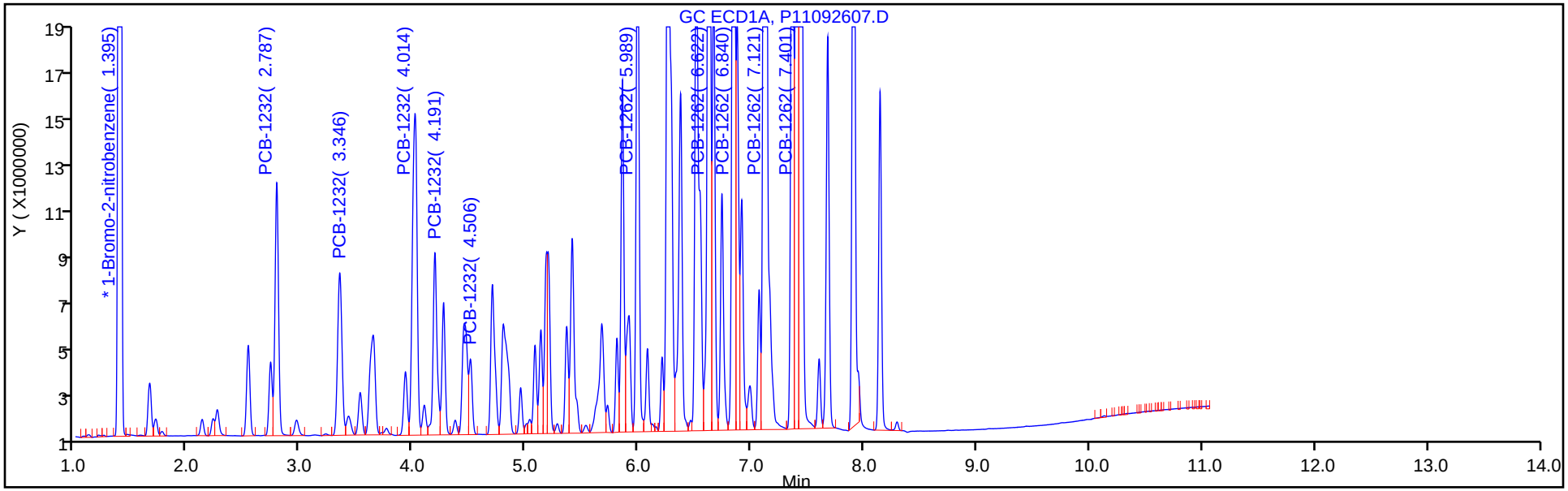

Column: CLP-2 0.53mm ID (0.53 mm) Y Scaling: Method Defined: Set to Absolute Y Value

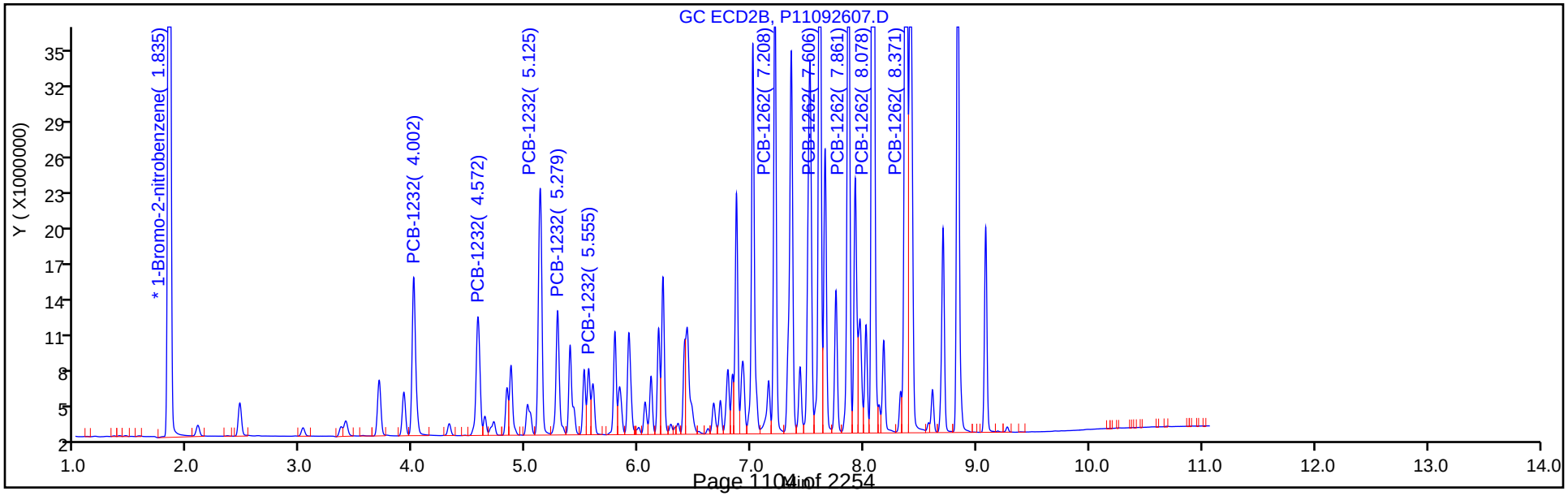

Eurofins TestAmerica, Canton
Target Compound Quantitation Report

Data File: \\chromna\Canton\ChromData\A2HP11\20190926-91426.b\P11092608.D
Lims ID: std1 1232 1262
Client ID:
Sample Type: IC Calib Level: 5
Inject. Date: 26-Sep-2019 13:21:24 ALS Bottle#: 8 Worklist Smp#: 8
Injection Vol: 1.0 ul Dil. Factor: 1.0000
Sample Info: 240-0091426-008
Operator ID: Instrument ID: A2HP11
Sublist: chrom-PCB11 IS*sub3

Method: \\chromna\Canton\ChromData\A2HP11\20190926-91426.b\PCB11 IS.m
Limit Group: GC 8082A IS
Last Update: 01-Oct-2019 08:34:48 Calib Date: 26-Sep-2019 19:27:31
Integrator: Falcon
Quant Method: Internal Standard Quant By: Initial Calibration
Last ICal File: \\chromna\Canton\ChromData\A2HP11\20190926-91426.b\P11092633.D

Column 1 : CLP-1 0.53mm ID (0.53 mm) Det: GC ECD1A
Column 2 : CLP-2 0.53mm ID (0.53 mm) Det: GC ecd2b
Process Host: CTX0305

First Level Reviewer: hassl Date: 27-Sep-2019 07:25:58

Col	RT (min.)	Exp RT (min.)	Dlt RT (min.)	Response	Cal Amt ng/ul	OnCol Amt ng/ul	Flags
* 14 1-Bromo-2-nitrobenzene							
1	1.400	1.393	0.006	127094537	0.0500	0.0500	
2	1.837	1.834	0.003	145285606	0.0500	0.0500	
4 PCB-1232							M
1	2.790	2.789	0.001	47986715	1.00	0.8874	
1	3.348	3.348	0.000	35550493	1.00	0.8654	
1	4.016	4.015	0.001	82306437	1.00	0.9447	
1	4.192	4.191	0.001	37503402	1.00	0.9121	M
1	4.506	4.506	0.000	12410387	1.00	0.8711	M
		Average of Peak Amounts =				0.8961	
2	4.003	4.004	-0.001	60342640	1.00	0.8932	
2	4.574	4.575	-0.001	48588744	1.00	0.8777	
2	5.126	5.126	0.000	98402587	1.00	0.9491	
2	5.280	5.280	0.000	45229378	1.00	0.9149	
2	5.554	5.556	-0.002	20235973	1.00	0.8680	
		Average of Peak Amounts =				0.9006	
						RPD = 0.50	

Col	RT (min.)	Exp RT (min.)	Dlt RT (min.)	Response	Cal Amt ng/ul	OnCol Amt ng/ul	Flags
9 PCB-1262							
1	5.990	5.990	0.000	89274995	1.00	0.9482	
1	6.623	6.623	0.000	181179108	1.00	0.9699	
1	6.841	6.841	0.000	152008354	1.00	0.9740	
1	7.121	7.121	0.000	408231479	1.00	1.00	
1	7.403	7.401	0.002	145268721	1.00	0.9614	
		Average of Peak Amounts =				0.9700	
2	7.206	7.206	0.000	131679586	1.00	0.9436	
2	7.604	7.604	0.000	204845138	1.00	0.9584	
2	7.858	7.858	0.000	177320073	1.00	0.9535	
2	8.076	8.076	0.000	410573235	1.00	0.9807	
2	8.370	8.369	0.001	297120668	1.00	0.9726	
		Average of Peak Amounts =				0.9617	
						RPD = 0.86	

QC Flag Legend

Review Flags

M - Manually Integrated

Reagents:

SG3262@1.0PPM_00023 Amount Added: 1.00 Units: mL

Report Date: 01-Oct-2019 08:34:49 Chrom Revision: 2.3 17-Sep-2019 16:19:08

Eurofins TestAmerica, Canton

Data File: \\chromna\Canton\ChromData\A2HP11\20190926-91426.b\P11092608.D

Injection Date: 26-Sep-2019 13:21:24 Instrument ID: A2HP11 Operator ID:

Lims ID: std1 1232 1262 Worklist Smp#: 8

Client ID:

Injection Vol: 1.0 ul Dil. Factor: 1.0000 ALS Bottle#: 8

Method: PCB11 IS Limit Group: GC 8082A IS

Column: CLP-1 0.53mm ID (0.53 mm) Y Scaling: Method Defined: Set to Absolute Y Value

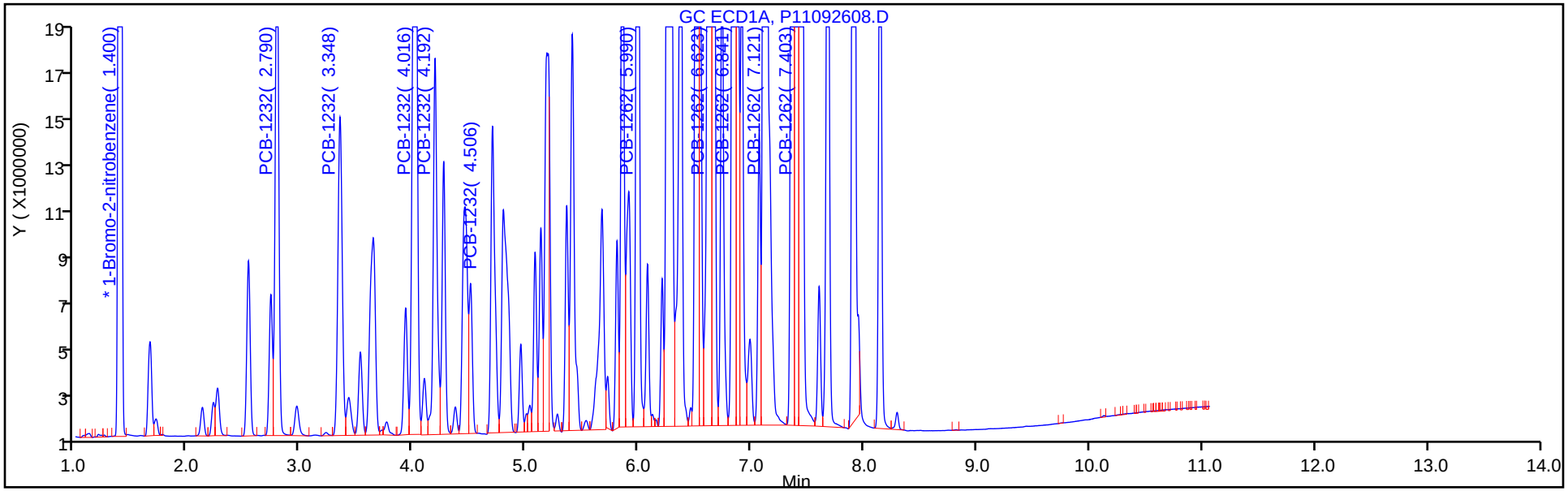

Column: CLP-2 0.53mm ID (0.53 mm) Y Scaling: Method Defined: Set to Absolute Y Value

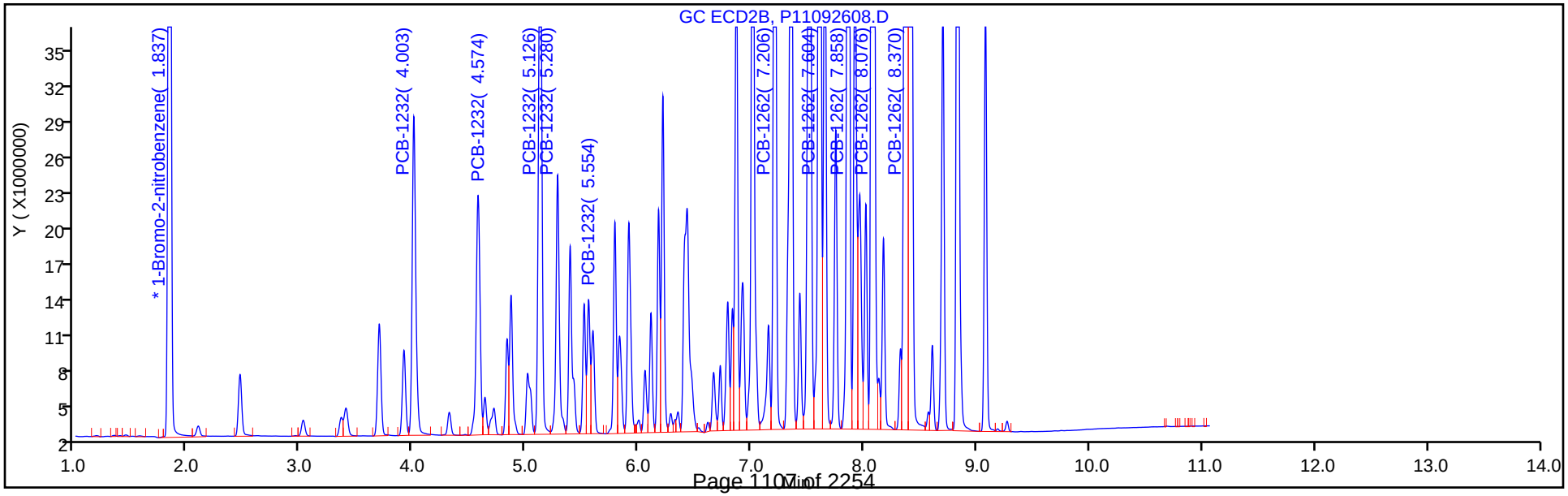

Eurofins TestAmerica, Canton
Target Compound Quantitation Report

Data File: \\chromna\Canton\ChromData\A2HP11\20190926-91426.b\P11092609.D
Lims ID: std15 1232 1262
Client ID:
Sample Type: IC Calib Level: 6
Inject. Date: 26-Sep-2019 13:36:03 ALS Bottle#: 9 Worklist Smp#: 9
Injection Vol: 1.0 ul Dil. Factor: 1.0000
Sample Info: 240-0091426-009
Operator ID: Instrument ID: A2HP11
Sublist: chrom-PCB11 IS*sub3

Method: \\chromna\Canton\ChromData\A2HP11\20190926-91426.b\PCB11 IS.m
Limit Group: GC 8082A IS
Last Update: 01-Oct-2019 08:34:51 Calib Date: 26-Sep-2019 19:27:31
Integrator: Falcon
Quant Method: Internal Standard Quant By: Initial Calibration
Last ICal File: \\chromna\Canton\ChromData\A2HP11\20190926-91426.b\P11092633.D

Column 1 : CLP-1 0.53mm ID (0.53 mm) Det: GC ECD1A
Column 2 : CLP-2 0.53mm ID (0.53 mm) Det: GC ecd2b
Process Host: CTX0305

First Level Reviewer: hassl Date: 27-Sep-2019 07:34:07

Col	RT (min.)	Exp RT (min.)	Dlt RT (min.)	Response	Cal Amt ng/ul	OnCol Amt ng/ul	Flags
* 14 1-Bromo-2-nitrobenzene							
1	1.400	1.393	0.006	123773744	0.0500	0.0500	
2	1.837	1.834	0.003	141234927	0.0500	0.0500	
4 PCB-1232							
1	2.790	2.789	0.001	69518462	1.50	1.32	
1	3.348	3.348	0.000	50996807	1.50	1.27	
1	4.016	4.015	0.001	118960953	1.50	1.40	
1	4.191	4.191	0.000	53574054	1.50	1.34	
1	4.507	4.506	0.001	18066075	1.50	1.30	
		Average of Peak Amounts =				1.33	
2	4.003	4.004	-0.001	86211847	1.50	1.31	
2	4.573	4.575	-0.002	68548888	1.50	1.27	
2	5.125	5.126	-0.001	141493325	1.50	1.40	
2	5.279	5.280	-0.001	63728702	1.50	1.33	
2	5.555	5.556	-0.001	27884964	1.50	1.23	
		Average of Peak Amounts =				1.31	
						RPD = 1.36	

Col	RT (min.)	Exp RT (min.)	Dlt RT (min.)	Response	Cal Amt ng/ul	OnCol Amt ng/ul	Flags
9 PCB-1262							
1	5.990	5.990	0.000	130590889	1.50	1.42	
1	6.623	6.623	0.000	263295659	1.50	1.45	
1	6.840	6.841	-0.001	213378569	1.50	1.40	
1	7.121	7.121	0.000	599313686	1.50	1.50	
1	7.403	7.401	0.002	207508816	1.50	1.41	
		Average of Peak Amounts =				1.44	
2	7.206	7.206	0.000	189481747	1.50	1.40	
2	7.604	7.604	0.000	296476750	1.50	1.43	
2	7.858	7.858	0.000	249094706	1.50	1.38	
2	8.075	8.076	-0.001	598961108	1.50	1.47	
2	8.368	8.369	-0.001	432931228	1.50	1.46	
		Average of Peak Amounts =				1.43	
						RPD = 0.80	

Reagents:

SG3262@1.5PPM_00006 Amount Added: 1.00 Units: mL

Report Date: 01-Oct-2019 08:34:52 Chrom Revision: 2.3 17-Sep-2019 16:19:08

Eurofins TestAmerica, Canton

Data File: \\chromna\Canton\ChromData\A2HP11\20190926-91426.b\P11092609.D

Injection Date:	26-Sep-2019 13:36:03	Instrument ID:	A2HP11	Operator ID:	
Lims ID:	std15 1232 1262			Worklist Smp#:	9
Client ID:					
Injection Vol:	1.0 ul	Dil. Factor:	1.0000	ALS Bottle#:	9
Method:	PCB11 IS	Limit Group:	GC 8082A IS		

Column: CLP-1 0.53mm ID (0.53 mm) Y Scaling: Method Defined: Set to Absolute Y Value

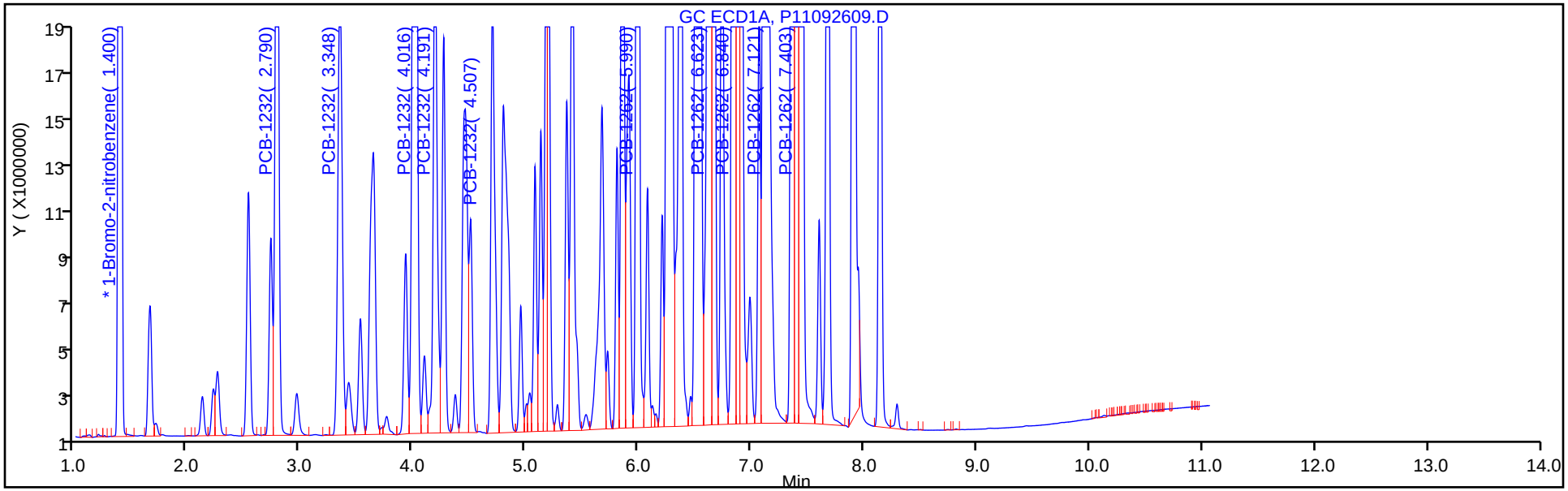

Column: CLP-2 0.53mm ID (0.53 mm) Y Scaling: Method Defined: Set to Absolute Y Value

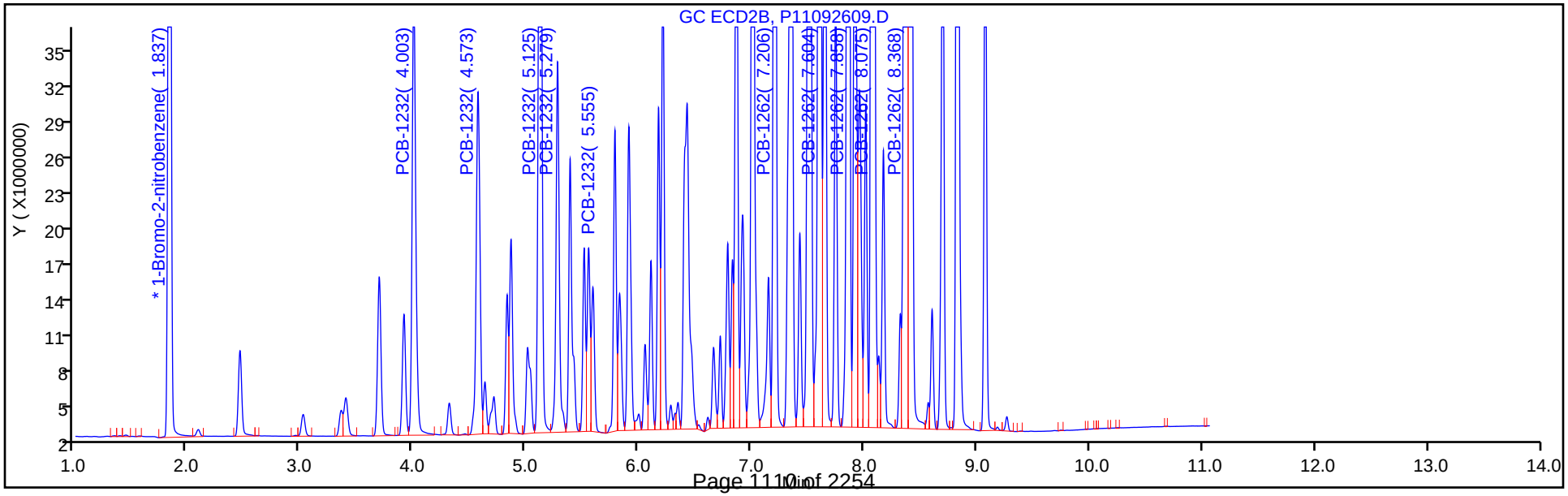

FORM VI
PCBS BY INTERNAL STANDARD - INITIAL CALIBRATION DATA
CURVE EVALUATION

Lab Name: Eurofins TestAmerica, Canton Job No.: 240-124062-1 Analy Batch No.: 402587

SDG No.:

Instrument ID: A2HP11 GC Column: CLP-1 (0.53 ID: 0.53(mm) Heated Purge: (Y/N) N

Calibration Start Date: 09/26/2019 13:50 Calibration End Date: 09/26/2019 15:03 Calibration ID: 53469

Calibration Files:

LEVEL:	LAB SAMPLE ID:	LAB FILE ID:
Level 1	STD005 240-402587/10	P11092610.D
Level 2	STD01 240-402587/11	P11092611.D
Level 3	STD02 240-402587/12	P11092612.D
Level 4	STD05 240-402587/13	P11092613.D
Level 5	STD1 240-402587/14	P11092614.D
Level 6	STD15 240-402587/15	P11092615.D

ANALYTE	RRF					CURVE TYPE	COEFFICIENT			#	MIN RRF	%RSD	#	MAX %RSD	R^2 OR COD	#	MIN R^2 OR COD
	LVL 1 LVL 6	LVL 2	LVL 3	LVL 4	LVL 5		B	M1	M2								
PCB-1242 Peak 1	0.0176 0.0134	0.0167	0.0154	0.0141	0.0138	Ave		0.0152				11.3		20.0			
PCB-1242 Peak 2	0.0297 0.0236	0.0297	0.0270	0.0249	0.0241	Ave		0.0265				10.4		20.0			
PCB-1242 Peak 3	0.0628 0.0566	0.0613	0.0577	0.0562	0.0574	Ave		0.0586				4.6		20.0			
PCB-1242 Peak 4	0.0309 0.0248	0.0295	0.0270	0.0253	0.0251	Ave		0.0271				9.5		20.0			
PCB-1242 Peak 5	0.0113 0.0089	0.0110	0.0100	0.0092	0.0089	Ave		0.0099				10.9		20.0			
PCB-1268 Peak 1	0.1682 0.1774	0.1760	0.1695	0.1672	0.1710	Ave		0.1715				2.5		20.0			
PCB-1268 Peak 2	0.1671 0.1689	0.1742	0.1649	0.1671	0.1756	Ave		0.1697				2.5		20.0			
PCB-1268 Peak 3	0.1484 0.1517	0.1524	0.1465	0.1480	0.1530	Ave		0.1500				1.8		20.0			
PCB-1268 Peak 4	0.0644 0.0599	0.0649	0.0603	0.0588	0.0599	Ave		0.0614				4.2		20.0			
PCB-1268 Peak 5	0.4742 0.5129	0.4931	0.4789	0.4879	0.5109	Ave		0.4930				3.3		20.0			

Note: The M1 coefficient is the same as Ave RRF for an Ave curve type.

FORM VI
PCBS BY INTERNAL STANDARD - INITIAL CALIBRATION DATA
RESPONSE AND CONCENTRATION

Lab Name: Eurofins TestAmerica, Canton Job No.: 240-124062-1 Analy Batch No.: 402587

SDG No.:

Instrument ID: A2HP11 GC Column: CLP-1 (0.53 ID: 0.53(mm) Heated Purge: (Y/N) N

Calibration Start Date: 09/26/2019 13:50 Calibration End Date: 09/26/2019 15:03 Calibration ID: 53469

Calibration Files:

LEVEL:	LAB SAMPLE ID:	LAB FILE ID:
Level 1	STD005 240-402587/10	P11092610.D
Level 2	STD01 240-402587/11	P11092611.D
Level 3	STD02 240-402587/12	P11092612.D
Level 4	STD05 240-402587/13	P11092613.D
Level 5	STD1 240-402587/14	P11092614.D
Level 6	STD15 240-402587/15	P11092615.D

ANALYTE	IS REF	CURVE TYPE	RESPONSE					CONCENTRATION (NG/UL)				
			LVL 1 LVL 6	LVL 2	LVL 3	LVL 4	LVL 5	LVL 1 LVL 6	LVL 2	LVL 3	LVL 4	LVL 5
PCB-1242 Peak 1	BNB	Ave	2162596 49441599	4022061	8245809	17394627	37298925	0.0500 1.50	0.100	0.200	0.500	1.00
PCB-1242 Peak 2	BNB	Ave	3663760 87162370	7123722	14486661	30752173	65242119	0.0500 1.50	0.100	0.200	0.500	1.00
PCB-1242 Peak 3	BNB	Ave	7732823 209193163	14711194	30936918	69359153	155261106	0.0500 1.50	0.100	0.200	0.500	1.00
PCB-1242 Peak 4	BNB	Ave	3803058 91541865	7094970	14457276	31255206	68017231	0.0500 1.50	0.100	0.200	0.500	1.00
PCB-1242 Peak 5	BNB	Ave	1398008 32984388	2647567	5362926	11328558	24123046	0.0500 1.50	0.100	0.200	0.500	1.00
PCB-1268 Peak 1	BNB	Ave	20719861 656006311	42262371	90925869	206286241	462740390	0.0500 1.50	0.100	0.200	0.500	1.00
PCB-1268 Peak 2	BNB	Ave	20579408 624773310	41840702	88436143	206231933	475385532	0.0500 1.50	0.100	0.200	0.500	1.00
PCB-1268 Peak 3	BNB	Ave	18277914 561184307	36597540	78552042	182704389	414155186	0.0500 1.50	0.100	0.200	0.500	1.00
PCB-1268 Peak 4	BNB	Ave	7936762 221508679	15583271	32315163	72618350	162016520	0.0500 1.50	0.100	0.200	0.500	1.00
PCB-1268 Peak 5	BNB	Ave	58413345 1896796931	118420755	256841139	602140327	1382895049	0.0500 1.50	0.100	0.200	0.500	1.00

Curve Type Legend:
Ave = Average ISTD

Eurofins TestAmerica, Canton
Target Compound Quantitation Report

Data File: \\chromna\Canton\ChromData\A2HP11\20190926-91426.b\P11092610.D
Lims ID: std005 1242 1268
Client ID:
Sample Type: IC Calib Level: 1
Inject. Date: 26-Sep-2019 13:50:44 ALS Bottle#: 10 Worklist Smp#: 10
Injection Vol: 1.0 ul Dil. Factor: 1.0000
Sample Info: 240-0091426-010
Operator ID: Instrument ID: A2HP11
Sublist: chrom-PCB11 IS*sub4

Method: \\chromna\Canton\ChromData\A2HP11\20190926-91426.b\PCB11 IS.m
Limit Group: GC 8082A IS
Last Update: 01-Oct-2019 08:34:55 Calib Date: 26-Sep-2019 19:27:31
Integrator: Falcon
Quant Method: Internal Standard Quant By: Initial Calibration
Last ICal File: \\chromna\Canton\ChromData\A2HP11\20190926-91426.b\P11092633.D

Column 1 : CLP-1 0.53mm ID (0.53 mm) Det: GC ECD1A
Column 2 : CLP-2 0.53mm ID (0.53 mm) Det: GC ecd2b
Process Host: CTX0305

First Level Reviewer: hassl Date: 27-Sep-2019 09:21:35

Col	RT (min.)	Exp RT (min.)	Dlt RT (min.)	Response	Cal Amt ng/ul	OnCol Amt ng/ul	Flags
* 14 1-Bromo-2-nitrobenzene							
1	1.395	1.393	0.002	123173606	0.0500	0.0500	
2	1.836	1.834	0.002	139776428	0.0500	0.0500	
5 PCB-1242							
1	2.788	2.788	0.000	2162596	0.0500	0.0579	
1	3.348	3.348	0.000	3663760	0.0500	0.0561	
1	4.017	4.017	0.000	7732823	0.0500	0.0535	
1	4.191	4.191	0.000	3803058	0.0500	0.0570	
1	4.506	4.506	0.000	1398008	0.0500	0.0573	
		Average of Peak Amounts =				0.0564	
2	4.003	4.003	0.000	2584236	0.0500	0.0562	
2	4.573	4.573	0.000	4807044	0.0500	0.0576	
2	5.125	5.125	0.000	9058982	0.0500	0.0528	
2	5.279	5.279	0.000	4281909	0.0500	0.0552	
2	5.555	5.555	0.000	2433064	0.0500	0.0584	
		Average of Peak Amounts =				0.0560	
						RPD = 0.60	

Col	RT (min.)	Exp RT (min.)	Dlt RT (min.)	Response	Cal Amt ng/ul	OnCol Amt ng/ul	Flags
11 PCB-1268							
1	7.403	7.403	0.000	20719861	0.0500	0.0490	
1	7.433	7.433	0.000	20579408	0.0500	0.0492	
1	7.600	7.600	0.000	18277914	0.0500	0.0495	
1	7.907	7.907	0.000	7936762	0.0500	0.0525	
1	8.141	8.141	0.000	58413345	0.0500	0.0481	
		Average of Peak Amounts =				0.0497	
2	8.368	8.368	0.000	22916527	0.0500	0.0498	
2	8.404	8.404	0.000	23135801	0.0500	0.0511	
2	8.603	8.603	0.000	19747064	0.0500	0.0505	
2	8.828	8.828	0.000	8693432	0.0500	0.0522	
2	9.075	9.075	0.000	62993398	0.0500	0.0486	
		Average of Peak Amounts =				0.0504	
						RPD = 1.52	

Reagents:

SG4268@.05PPM_00016 Amount Added: 1.00 Units: mL

Report Date: 01-Oct-2019 08:34:56 Chrom Revision: 2.3 17-Sep-2019 16:19:08

Eurofins TestAmerica, Canton

Data File: \\chromna\Canton\ChromData\A2HP11\20190926-91426.b\P11092610.D

Injection Date: 26-Sep-2019 13:50:44 Instrument ID: A2HP11 Operator ID:

Lims ID: std005 1242 1268 Worklist Smp#: 10

Client ID:

Injection Vol: 1.0 ul Dil. Factor: 1.0000 ALS Bottle#: 10

Method: PCB11 IS Limit Group: GC 8082A IS

Column: CLP-1 0.53mm ID (0.53 mm) Y Scaling: Method Defined: Set to Absolute Y Value

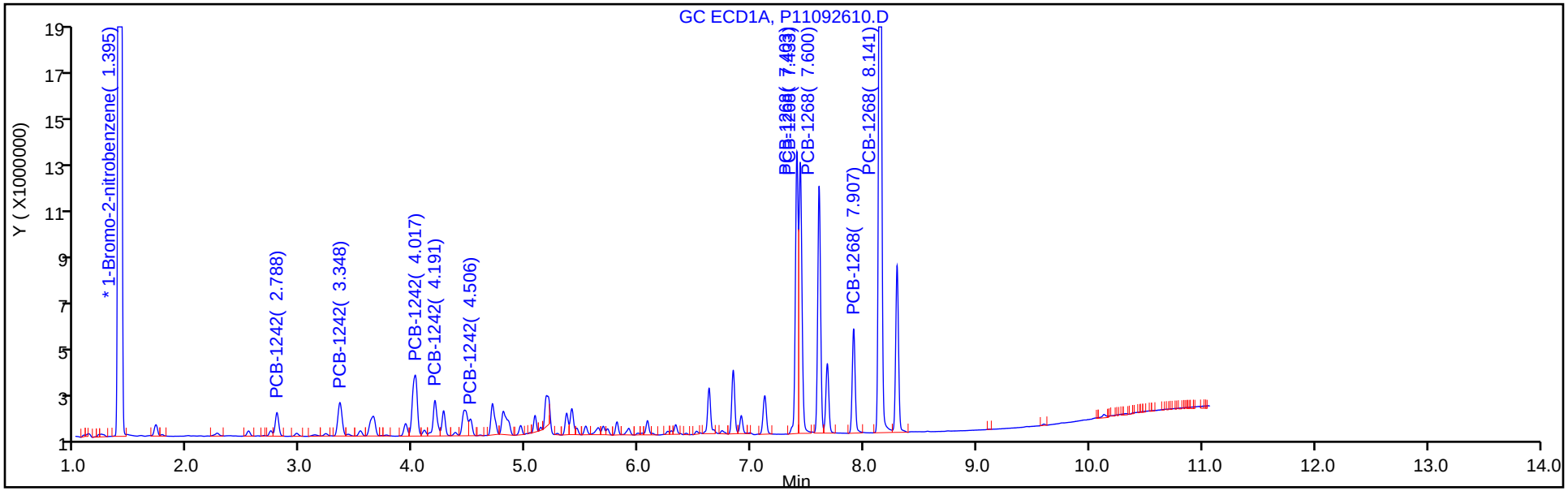

Column: CLP-2 0.53mm ID (0.53 mm) Y Scaling: Method Defined: Set to Absolute Y Value

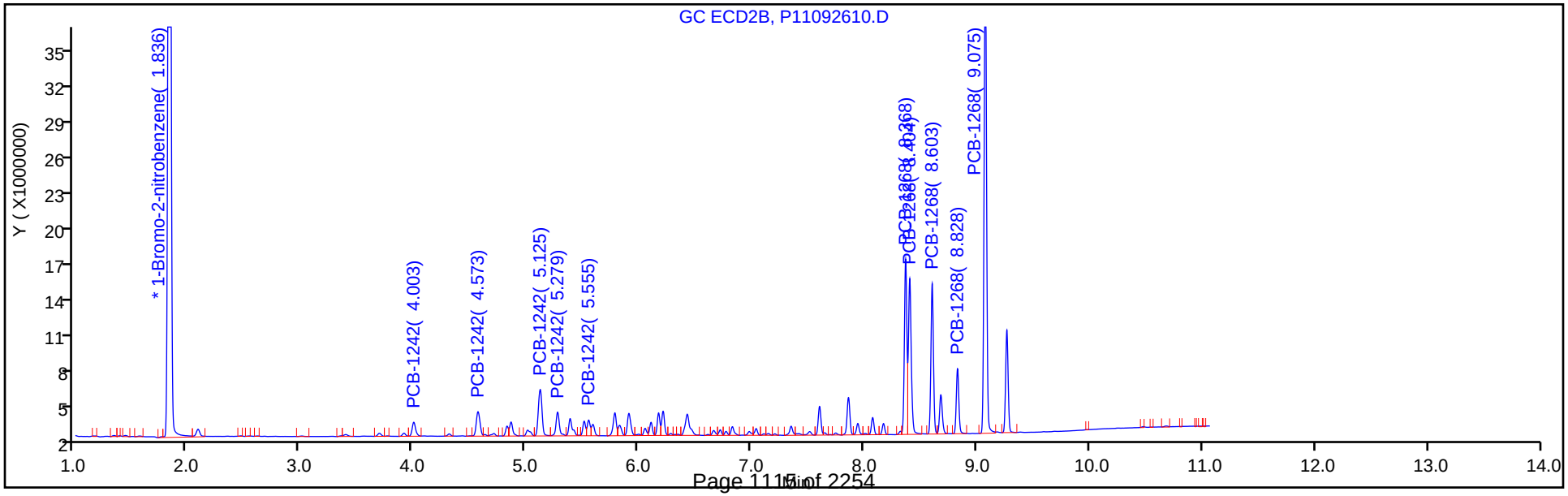

Eurofins TestAmerica, Canton
Target Compound Quantitation Report

Data File: \\chromna\Canton\ChromData\A2HP11\20190926-91426.b\P11092611.D
Lims ID: std01 1242 1268
Client ID:
Sample Type: IC Calib Level: 2
Inject. Date: 26-Sep-2019 14:05:28 ALS Bottle#: 11 Worklist Smp#: 11
Injection Vol: 1.0 ul Dil. Factor: 1.0000
Sample Info: 240-0091426-011
Operator ID: Instrument ID: A2HP11
Sublist: chrom-PCB11 IS*sub4

Method: \\chromna\Canton\ChromData\A2HP11\20190926-91426.b\PCB11 IS.m
Limit Group: GC 8082A IS
Last Update: 01-Oct-2019 08:34:58 Calib Date: 26-Sep-2019 19:27:31
Integrator: Falcon
Quant Method: Internal Standard Quant By: Initial Calibration
Last ICal File: \\chromna\Canton\ChromData\A2HP11\20190926-91426.b\P11092633.D

Column 1 : CLP-1 0.53mm ID (0.53 mm) Det: GC ECD1A
Column 2 : CLP-2 0.53mm ID (0.53 mm) Det: GC ecd2b
Process Host: CTX0305

First Level Reviewer: hassl Date: 27-Sep-2019 07:35:32

Col	RT (min.)	Exp RT (min.)	Dlt RT (min.)	Response	Cal Amt ng/ul	OnCol Amt ng/ul	Flags
* 14 1-Bromo-2-nitrobenzene							
1	1.392	1.393	-0.001	120067373	0.0500	0.0500	
2	1.835	1.834	0.001	136282755	0.0500	0.0500	
5 PCB-1242							
1	2.789	2.788	0.001	4022061	0.1000	0.1105	
1	3.347	3.348	-0.001	7123722	0.1000	0.1119	
1	4.014	4.017	-0.003	14711194	0.1000	0.1045	
1	4.192	4.191	0.001	7094970	0.1000	0.1090	
1	4.506	4.506	0.000	2647567	0.1000	0.1114	
		Average of Peak Amounts =				0.1095	
2	4.004	4.003	0.001	5029406	0.1000	0.1123	
2	4.574	4.573	0.001	9035512	0.1000	0.1110	
2	5.126	5.125	0.001	17503695	0.1000	0.1046	
2	5.281	5.279	0.002	8266254	0.1000	0.1092	
2	5.556	5.555	0.001	4562653	0.1000	0.1124	
		Average of Peak Amounts =				0.1099	
						RPD = 0.39	

Col	RT (min.)	Exp RT (min.)	Dlt RT (min.)	Response	Cal Amt ng/ul	OnCol Amt ng/ul	Flags
11 PCB-1268							
1	7.403	7.403	0.000	42262371	0.1000	0.1026	
1	7.435	7.433	0.002	41840702	0.1000	0.1027	
1	7.601	7.600	0.001	36597540	0.1000	0.1016	
1	7.907	7.907	0.000	15583271	0.1000	0.1058	
1	8.141	8.141	0.000	118420755	0.1000	0.1000	
		Average of Peak Amounts =				0.1025	
2	8.367	8.368	-0.001	45673326	0.1000	0.1018	
2	8.404	8.404	0.000	45278871	0.1000	0.1025	
2	8.602	8.603	-0.001	39125783	0.1000	0.1026	
2	8.828	8.828	0.000	17040555	0.1000	0.1050	
2	9.075	9.075	0.000	128569501	0.1000	0.1016	
		Average of Peak Amounts =				0.1027	
						RPD = 0.17	

Reagents:

SG4268@.1PPM_00016 Amount Added: 1.00 Units: mL

Report Date: 01-Oct-2019 08:34:59 Chrom Revision: 2.3 17-Sep-2019 16:19:08

Eurofins TestAmerica, Canton

Data File: \\chromna\Canton\ChromData\A2HP11\20190926-91426.b\P11092611.D

Injection Date: 26-Sep-2019 14:05:28 Instrument ID: A2HP11 Operator ID:

Lims ID: std01 1242 1268 Worklist Smp#: 11

Client ID:

Injection Vol: 1.0 ul Dil. Factor: 1.0000 ALS Bottle#: 11

Method: PCB11 IS Limit Group: GC 8082A IS

Column: CLP-1 0.53mm ID (0.53 mm) Y Scaling: Method Defined: Set to Absolute Y Value

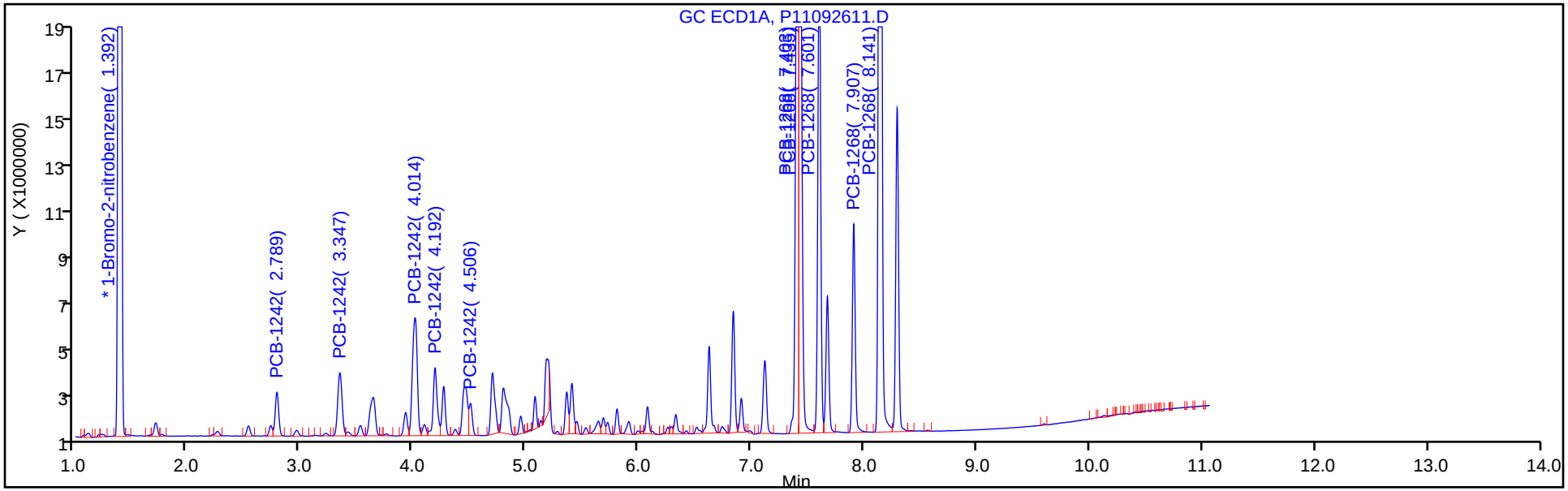

Column: CLP-2 0.53mm ID (0.53 mm) Y Scaling: Method Defined: Set to Absolute Y Value

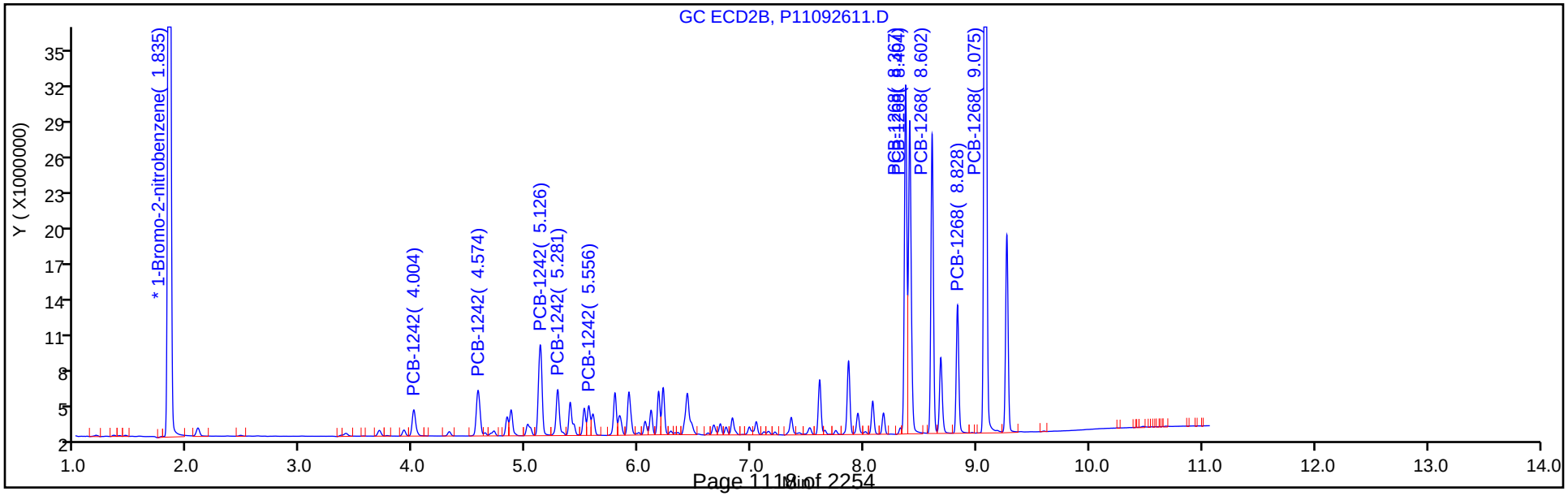

Eurofins TestAmerica, Canton
Target Compound Quantitation Report

Data File: \\chromna\Canton\ChromData\A2HP11\20190926-91426.b\P11092612.D
Lims ID: std02 1242 1268
Client ID:
Sample Type: IC Calib Level: 3
Inject. Date: 26-Sep-2019 14:20:04 ALS Bottle#: 12 Worklist Smp#: 12
Injection Vol: 1.0 ul Dil. Factor: 1.0000
Sample Info: 240-0091426-012
Operator ID: Instrument ID: A2HP11
Sublist: chrom-PCB11 IS*sub4

Method: \\chromna\Canton\ChromData\A2HP11\20190926-91426.b\PCB11 IS.m
Limit Group: GC 8082A IS
Last Update: 01-Oct-2019 08:35:04 Calib Date: 26-Sep-2019 19:27:31
Integrator: Falcon
Quant Method: Internal Standard Quant By: Initial Calibration
Last ICal File: \\chromna\Canton\ChromData\A2HP11\20190926-91426.b\P11092633.D

Column 1 : CLP-1 0.53mm ID (0.53 mm) Det: GC ECD1A
Column 2 : CLP-2 0.53mm ID (0.53 mm) Det: GC ecd2b
Process Host: CTX0305

First Level Reviewer: grantk Date: 01-Oct-2019 07:32:25

Col	RT (min.)	Exp RT (min.)	Dlt RT (min.)	Response	Cal Amt ng/ul	OnCol Amt ng/ul	Flags
* 14 1-Bromo-2-nitrobenzene							
1	1.399	1.393	0.005	134075403	0.0500	0.0500	
2	1.838	1.834	0.004	152603538	0.0500	0.0500	
5 PCB-1242							
1	2.789	2.788	0.001	8245809	0.2000	0.2029	
1	3.348	3.348	0.000	14486661	0.2000	0.2038	
1	4.016	4.017	-0.001	30936918	0.2000	0.1967	
1	4.192	4.191	0.001	14457276	0.2000	0.1990	
1	4.505	4.506	-0.001	5362926	0.2000	0.2021	
		Average of Peak Amounts =				0.2009	
2	4.004	4.003	0.001	10117137	0.2000	0.2017	
2	4.573	4.573	0.000	18382697	0.2000	0.2017	
2	5.125	5.125	0.000	36658736	0.2000	0.1956	
2	5.280	5.279	0.001	16281810	0.2000	0.1922	
2	5.555	5.555	0.000	9094310	0.2000	0.2001	
		Average of Peak Amounts =				0.1982	
						RPD = 1.34	

Col	RT (min.)	Exp RT (min.)	Dlt RT (min.)	Response	Cal Amt ng/ul	OnCol Amt ng/ul	Flags
11 PCB-1268							
1	7.402	7.403	-0.001	90925869	0.2000	0.1977	
1	7.434	7.433	0.001	88436143	0.2000	0.1944	
1	7.600	7.600	0.000	78552042	0.2000	0.1953	
1	7.906	7.907	-0.001	32315163	0.2000	0.1964	
1	8.141	8.141	0.000	256841139	0.2000	0.1943	
		Average of Peak Amounts =				0.1956	
2	8.368	8.368	0.000	99202282	0.2000	0.1975	
2	8.405	8.404	0.001	98111644	0.2000	0.1984	
2	8.603	8.603	0.000	84886877	0.2000	0.1988	
2	8.828	8.828	0.000	36107705	0.2000	0.1987	
2	9.075	9.075	0.000	278041867	0.2000	0.1963	
		Average of Peak Amounts =				0.1979	
						RPD = 1.18	

Reagents:

SG4268@.2PPM_00016 Amount Added: 1.00 Units: mL

Report Date: 01-Oct-2019 08:35:05 Chrom Revision: 2.3 17-Sep-2019 16:19:08

Eurofins TestAmerica, Canton

Data File: \\chromna\Canton\ChromData\A2HP11\20190926-91426.b\P11092612.D

Injection Date: 26-Sep-2019 14:20:04 Instrument ID: A2HP11 Operator ID:

Lims ID: std02 1242 1268 Worklist Smp#: 12

Client ID:

Injection Vol: 1.0 ul Dil. Factor: 1.0000 ALS Bottle#: 12

Method: PCB11 IS Limit Group: GC 8082A IS

Column: CLP-1 0.53mm ID (0.53 mm) Y Scaling: Method Defined: Set to Absolute Y Value

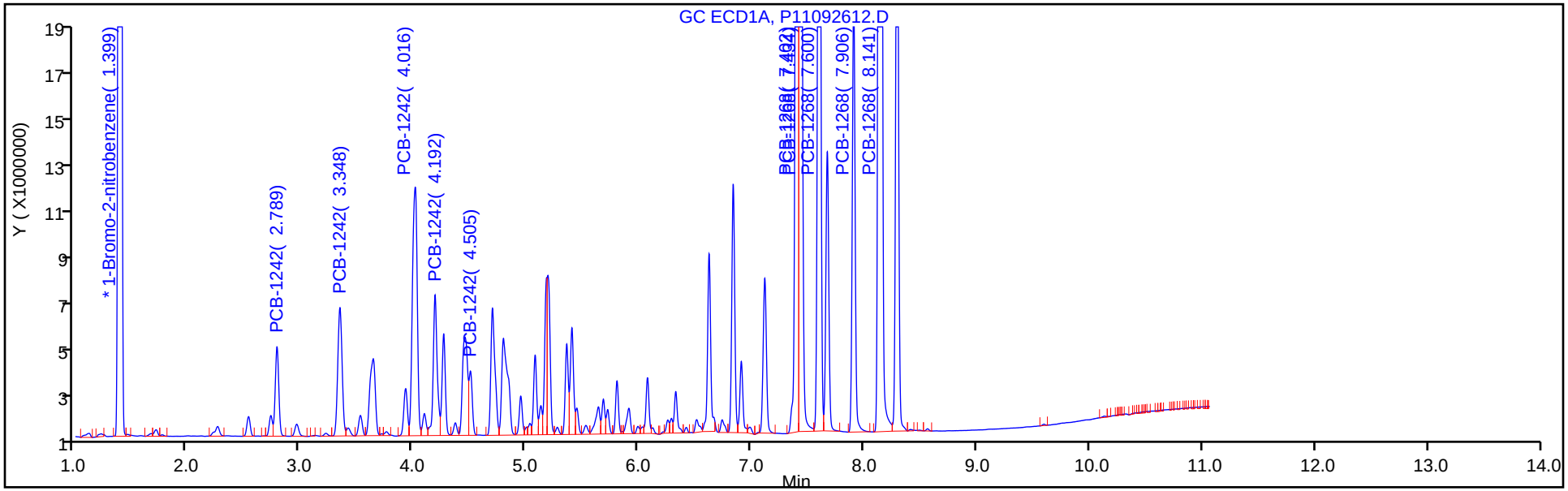

Column: CLP-2 0.53mm ID (0.53 mm) Y Scaling: Method Defined: Set to Absolute Y Value

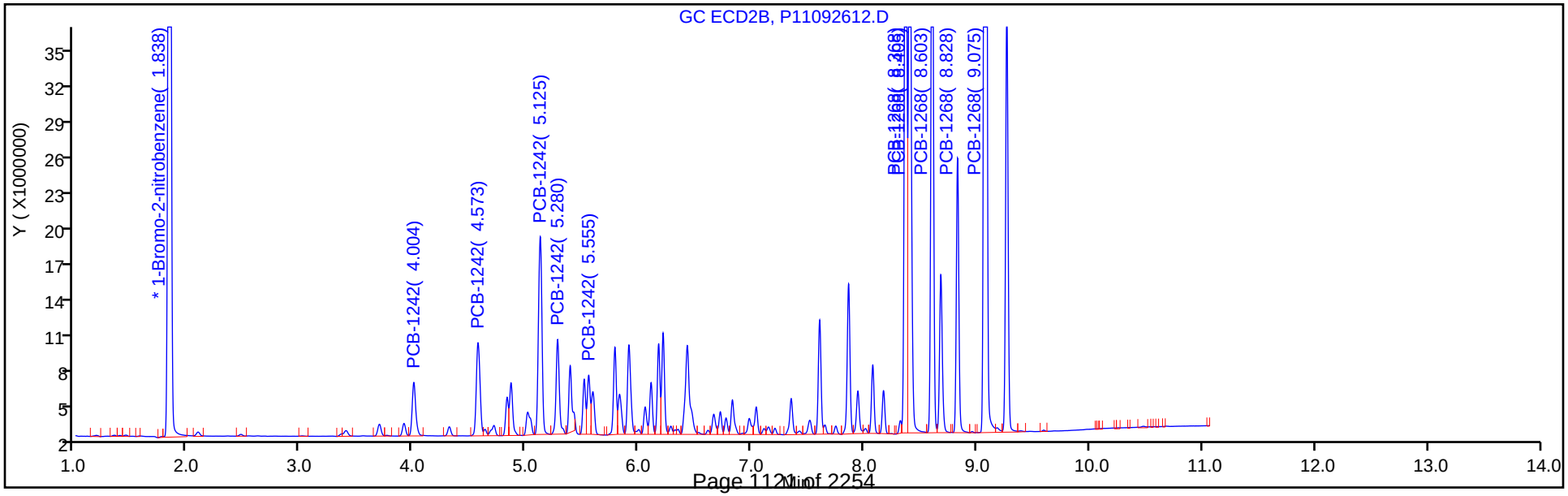

Eurofins TestAmerica, Canton
Target Compound Quantitation Report

Data File: \\chromna\Canton\ChromData\A2HP11\20190926-91426.b\P11092613.D
Lims ID: std05 1242 1268
Client ID:
Sample Type: IC Calib Level: 4
Inject. Date: 26-Sep-2019 14:34:43 ALS Bottle#: 13 Worklist Smp#: 13
Injection Vol: 1.0 ul Dil. Factor: 1.0000
Sample Info: 240-0091426-013
Operator ID: Instrument ID: A2HP11
Sublist: chrom-PCB11 IS*sub4

Method: \\chromna\Canton\ChromData\A2HP11\20190926-91426.b\PCB11 IS.m
Limit Group: GC 8082A IS
Last Update: 01-Oct-2019 08:35:10 Calib Date: 26-Sep-2019 19:27:31
Integrator: Falcon
Quant Method: Internal Standard Quant By: Initial Calibration
Last ICal File: \\chromna\Canton\ChromData\A2HP11\20190926-91426.b\P11092633.D

Column 1 : CLP-1 0.53mm ID (0.53 mm) Det: GC ECD1A
Column 2 : CLP-2 0.53mm ID (0.53 mm) Det: GC ecd2b
Process Host: CTX0305

First Level Reviewer: hassl Date: 27-Sep-2019 07:04:05

Col	RT (min.)	Exp RT (min.)	Dlt RT (min.)	Response	Cal Amt ng/ul	OnCol Amt ng/ul	Flags
* 14 1-Bromo-2-nitrobenzene							
1	1.397	1.393	0.004	123409425	0.0500	0.0500	
2	1.836	1.834	0.002	142187915	0.0500	0.0500	
5 PCB-1242							M
1	2.789	2.788	0.001	17394627	0.5000	0.4650	
1	3.348	3.348	0.000	30752173	0.5000	0.4701	
1	4.015	4.017	-0.002	69359153	0.5000	0.4792	
1	4.191	4.191	0.000	31255206	0.5000	0.4673	
1	4.505	4.506	-0.001	11328558	0.5000	0.4637	
		Average of Peak Amounts =				0.4691	
2	4.003	4.003	0.000	22037149	0.5000	0.4715	
2	4.573	4.573	0.000	39767720	0.5000	0.4683	M
2	5.125	5.125	0.000	84721626	0.5000	0.4851	M
2	5.280	5.279	0.001	37625794	0.5000	0.4766	M
2	5.555	5.555	0.000	19509348	0.5000	0.4606	M
		Average of Peak Amounts =				0.4724	
						RPD = 0.71	

Col	RT (min.)	Exp RT (min.)	Dlt RT (min.)	Response	Cal Amt ng/ul	OnCol Amt ng/ul	Flags
11 PCB-1268							
1	7.403	7.403	0.000	206286241	0.5000	0.4872	
1	7.434	7.433	0.001	206231933	0.5000	0.4925	
1	7.600	7.600	0.000	182704389	0.5000	0.4935	
1	7.907	7.907	0.000	72618350	0.5000	0.4795	
1	8.141	8.141	0.000	602140327	0.5000	0.4948	
		Average of Peak Amounts =				0.4895	
2	8.368	8.368	0.000	229761148	0.5000	0.4908	
2	8.404	8.404	0.000	225171829	0.5000	0.4887	
2	8.603	8.603	0.000	194917377	0.5000	0.4899	
2	8.828	8.828	0.000	82080406	0.5000	0.4847	
2	9.075	9.075	0.000	643259157	0.5000	0.4874	
		Average of Peak Amounts =				0.4883	
						RPD = 0.25	

QC Flag Legend

Review Flags

M - Manually Integrated

Reagents:

SG4268@0.5PPM_00035 Amount Added: 1.00 Units: mL

Report Date: 01-Oct-2019 08:35:11 Chrom Revision: 2.3 17-Sep-2019 16:19:08

Eurofins TestAmerica, Canton

Data File: \\chromna\Canton\ChromData\A2HP11\20190926-91426.b\P11092613.D

Injection Date: 26-Sep-2019 14:34:43 Instrument ID: A2HP11 Operator ID:

Lims ID: std05 1242 1268 Worklist Smp#: 13

Client ID:

Injection Vol: 1.0 ul Dil. Factor: 1.0000 ALS Bottle#: 13

Method: PCB11 IS Limit Group: GC 8082A IS

Column: CLP-1 0.53mm ID (0.53 mm) Y Scaling: Method Defined: Set to Absolute Y Value

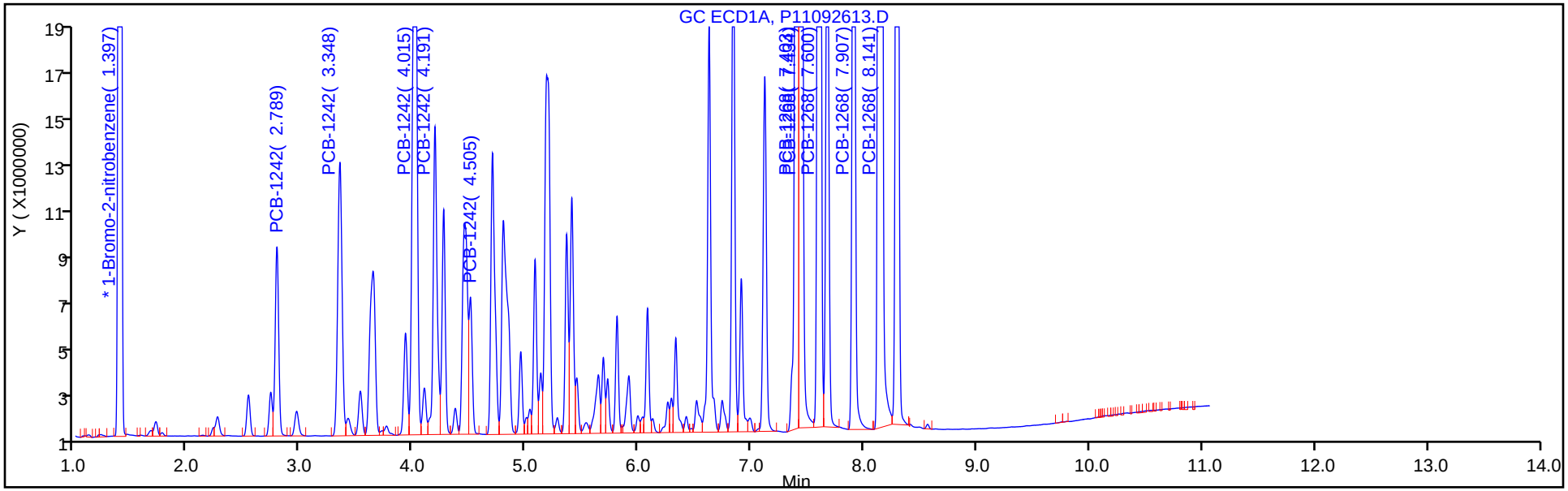

Column: CLP-2 0.53mm ID (0.53 mm) Y Scaling: Method Defined: Set to Absolute Y Value

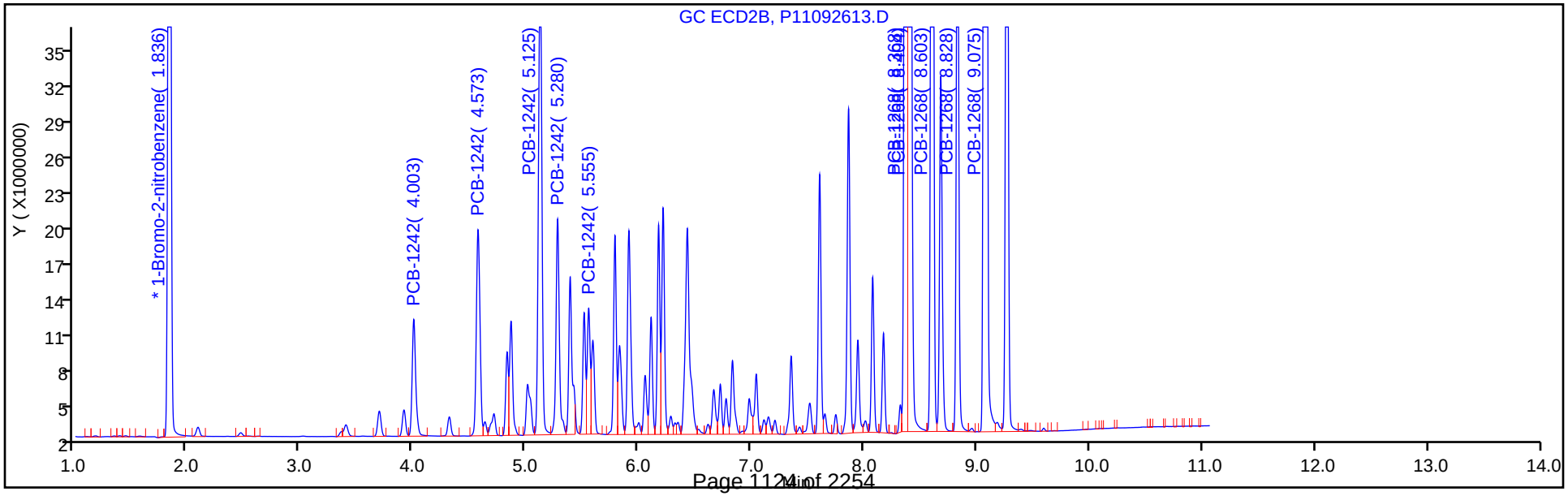

Eurofins TestAmerica, Canton
Target Compound Quantitation Report

Data File: \\chromna\Canton\ChromData\A2HP11\20190926-91426.b\P11092614.D
Lims ID: std1 1242 1268
Client ID:
Sample Type: IC Calib Level: 5
Inject. Date: 26-Sep-2019 14:49:19 ALS Bottle#: 14 Worklist Smp#: 14
Injection Vol: 1.0 ul Dil. Factor: 1.0000
Sample Info: 240-0091426-014
Operator ID: Instrument ID: A2HP11
Sublist: chrom-PCB11 IS*sub4

Method: \\chromna\Canton\ChromData\A2HP11\20190926-91426.b\PCB11 IS.m
Limit Group: GC 8082A IS
Last Update: 01-Oct-2019 08:35:15 Calib Date: 26-Sep-2019 19:27:31
Integrator: Falcon
Quant Method: Internal Standard Quant By: Initial Calibration
Last ICal File: \\chromna\Canton\ChromData\A2HP11\20190926-91426.b\P11092633.D

Column 1 : CLP-1 0.53mm ID (0.53 mm) Det: GC ECD1A
Column 2 : CLP-2 0.53mm ID (0.53 mm) Det: GC ecd2b
Process Host: CTX0305

First Level Reviewer: hassl Date: 27-Sep-2019 07:06:34

Col	RT (min.)	Exp RT (min.)	Dlt RT (min.)	Response	Cal Amt ng/ul	OnCol Amt ng/ul	Flags
* 14 1-Bromo-2-nitrobenzene							
1	1.402	1.393	0.009	135329308	0.0500	0.0500	
2	1.840	1.834	0.006	154122534	0.0500	0.0500	
5 PCB-1242							
1	2.791	2.788	0.003	37298925	1.00	0.9094	
1	3.349	3.348	0.001	65242119	1.00	0.9095	
1	4.017	4.017	0.000	155261106	1.00	0.9782	
1	4.193	4.191	0.002	68017231	1.00	0.9274	
1	4.507	4.506	0.001	24123046	1.00	0.9005	
		Average of Peak Amounts =				0.9250	
2	4.006	4.003	0.003	46140656	1.00	0.9107	
2	4.576	4.573	0.003	83782569	1.00	0.9102	
2	5.128	5.125	0.003	185977719	1.00	0.9824	
2	5.282	5.279	0.003	81522390	1.00	0.9527	
2	5.558	5.555	0.003	41191573	1.00	0.8973	
		Average of Peak Amounts =				0.9307	
						RPD = 0.61	

Col	RT (min.)	Exp RT (min.)	Dlt RT (min.)	Response	Cal Amt ng/ul	OnCol Amt ng/ul	Flags
11 PCB-1268							M
1	7.402	7.403	-0.001	462740390	1.00	1.00	M
1	7.433	7.433	0.000	475385532	1.00	1.04	
1	7.599	7.600	-0.001	414155186	1.00	1.02	
1	7.906	7.907	-0.001	162016520	1.00	0.9755	
1	8.141	8.141	0.000	1382895049	1.00	1.04	
		Average of Peak Amounts =				1.01	
2	8.371	8.368	0.003	515373395	1.00	1.02	
2	8.408	8.404	0.004	499170587	1.00	1.00	
2	8.606	8.603	0.003	432014137	1.00	1.00	
2	8.831	8.828	0.003	179858297	1.00	0.9798	
2	9.080	9.075	0.005	1465998650	1.00	1.02	
		Average of Peak Amounts =				1.00	
						RPD = 0.84	

QC Flag Legend

Review Flags

M - Manually Integrated

Reagents:

SG42/68@1.0PP_00028 Amount Added: 1.00 Units: mL

Report Date: 01-Oct-2019 08:35:16 Chrom Revision: 2.3 17-Sep-2019 16:19:08

Eurofins TestAmerica, Canton

Data File: \\chromna\Canton\ChromData\A2HP11\20190926-91426.b\P11092614.D

Injection Date: 26-Sep-2019 14:49:19 Instrument ID: A2HP11 Operator ID:

Lims ID: std1 1242 1268 Worklist Smp#: 14

Client ID:

Injection Vol: 1.0 ul Dil. Factor: 1.0000 ALS Bottle#: 14

Method: PCB11 IS Limit Group: GC 8082A IS

Column: CLP-1 0.53mm ID (0.53 mm) Y Scaling: Method Defined: Set to Absolute Y Value

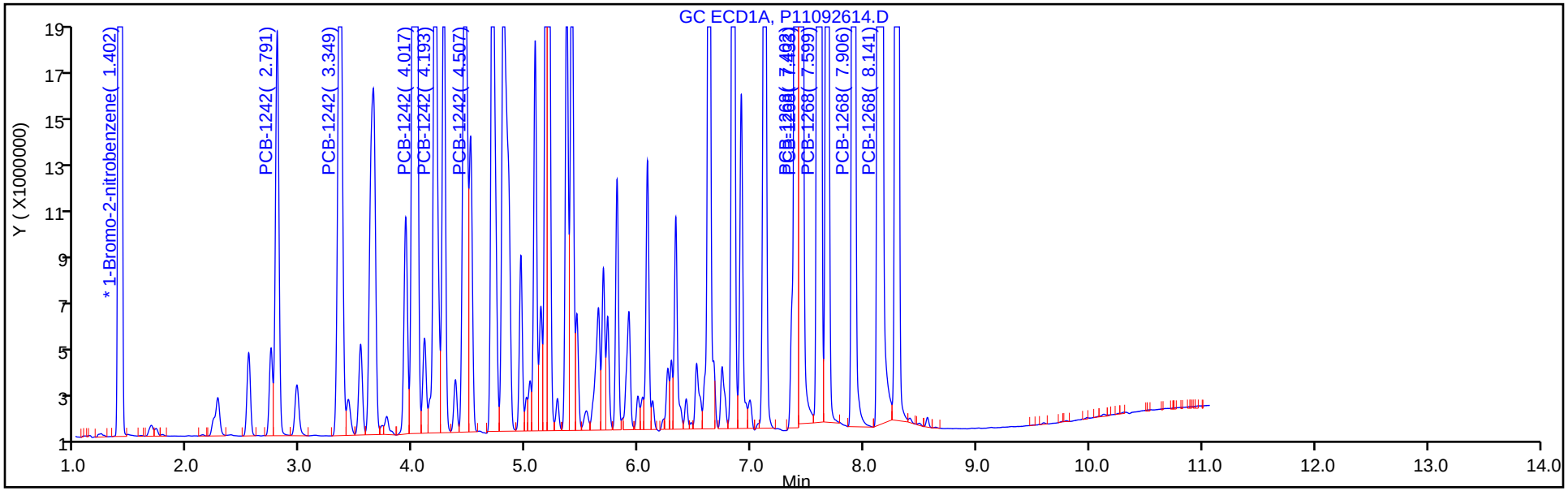

Column: CLP-2 0.53mm ID (0.53 mm) Y Scaling: Method Defined: Set to Absolute Y Value

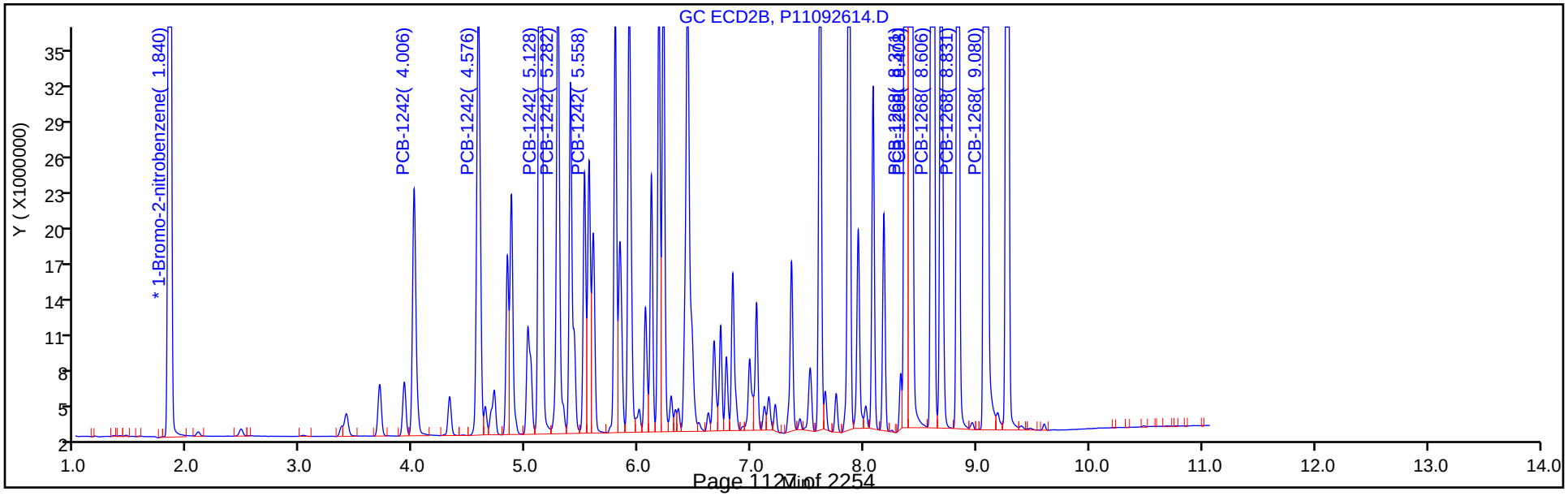

Report Date: 01-Oct-2019 08:35:16 Chrom Revision: 2.3 17-Sep-2019 16:19:08

Eurofins TestAmerica, Canton

Data File: \\chromna\Canton\ChromData\A2HP11\20190926-91426.b\P11092614.D

Injection Date: 26-Sep-2019 14:49:19 Instrument ID: A2HP11

Lims ID: std1 1242 1268

Client ID:

Operator ID: ALS Bottle#: 14 Worklist Smp#: 14

Injection Vol: 1.0 ul Dil. Factor: 1.0000

Method: PCB11 IS Limit Group: GC 8082A IS

Column: CLP-1 0.53mm ID (0.53 mm) Detector GC ECD1A

11 PCB-1268, CAS: 11100-14-4

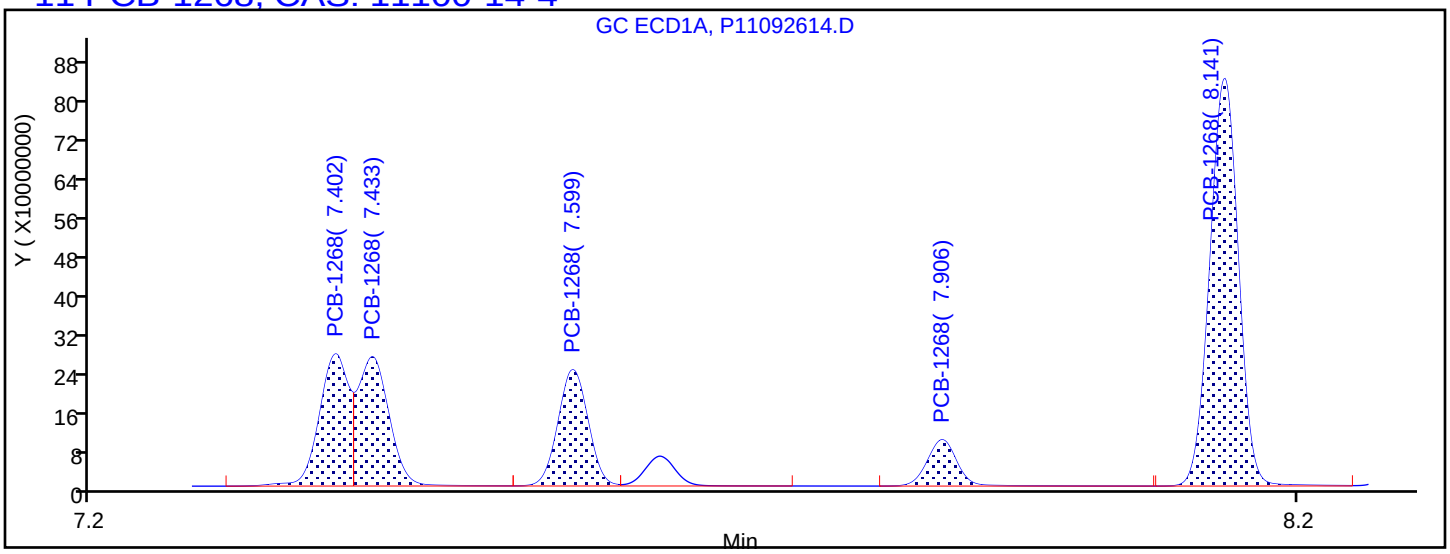

Processing Integration Results

7.402	Response = 462569502
7.433	Response = 475385532
7.599	Response = 414155186
7.906	Response = 162016520
8.141	Response = 1382895049

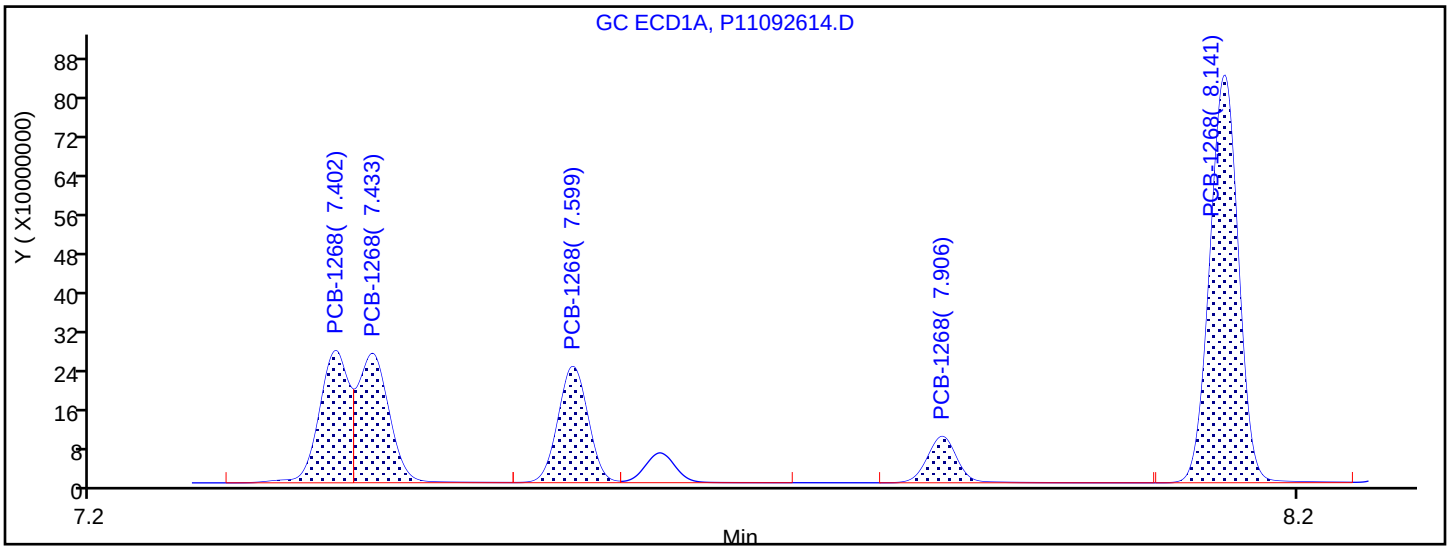

Manual Integration Results

7.402	Response = 462740390	M
7.433	Response = 475385532	
7.599	Response = 414155186	
7.906	Response = 162016520	
8.141	Response = 1382895049	

Reviewer: hassl, 27-Sep-2019 07:35:51

Audit Action: Assigned New Baseline Audit Reason: Baseline Smoothing

Eurofins TestAmerica, Canton
Target Compound Quantitation Report

Data File: \\chromna\Canton\ChromData\A2HP11\20190926-91426.b\P11092615.D
Lims ID: std15 1242 1268
Client ID:
Sample Type: IC Calib Level: 6
Inject. Date: 26-Sep-2019 15:03:57 ALS Bottle#: 15 Worklist Smp#: 15
Injection Vol: 1.0 ul Dil. Factor: 1.0000
Sample Info: 240-0091426-015
Operator ID: Instrument ID: A2HP11
Sublist: chrom-PCB11 IS*sub4

Method: \\chromna\Canton\ChromData\A2HP11\20190926-91426.b\PCB11 IS.m
Limit Group: GC 8082A IS
Last Update: 01-Oct-2019 08:35:19 Calib Date: 26-Sep-2019 19:27:31
Integrator: Falcon
Quant Method: Internal Standard Quant By: Initial Calibration
Last ICal File: \\chromna\Canton\ChromData\A2HP11\20190926-91426.b\P11092633.D

Column 1 : CLP-1 0.53mm ID (0.53 mm) Det: GC ECD1A
Column 2 : CLP-2 0.53mm ID (0.53 mm) Det: GC ecd2b
Process Host: CTX0305

First Level Reviewer: hassl Date: 27-Sep-2019 13:36:23

Col	RT (min.)	Exp RT (min.)	Dlt RT (min.)	Response	Cal Amt ng/ul	OnCol Amt ng/ul	Flags
* 14 1-Bromo-2-nitrobenzene							
1	1.399	1.393	0.006	123274787	0.0500	0.0500	
2	1.838	1.834	0.004	140261271	0.0500	0.0500	
5 PCB-1242							
1	2.790	2.788	0.002	49441599	1.50	1.32	
1	3.349	3.348	0.001	87162370	1.50	1.33	
1	4.016	4.017	-0.001	209193163	1.50	1.45	
1	4.193	4.191	0.002	91541865	1.50	1.37	
1	4.506	4.506	0.000	32984388	1.50	1.35	
		Average of Peak Amounts =				1.37	
2	4.005	4.003	0.002	61592105	1.50	1.34	
2	4.575	4.573	0.002	110946710	1.50	1.32	
2	5.128	5.125	0.003	250293282	1.50	1.45	
2	5.282	5.279	0.003	109487841	1.50	1.41	
2	5.558	5.555	0.003	55678648	1.50	1.33	
		Average of Peak Amounts =				1.37	
						RPD = 0.38	

Col	RT (min.)	Exp RT (min.)	Dlt RT (min.)	Response	Cal Amt ng/ul	OnCol Amt ng/ul	Flags
11 PCB-1268							M
1	7.403	7.403	0.000	656006311	1.50	1.55	M
1	7.433	7.433	0.000	624773310	1.50	1.49	M
1	7.600	7.600	0.000	561184307	1.50	1.52	M
1	7.907	7.907	0.000	221508679	1.50	1.46	M
1	8.141	8.141	0.000	1896796931	1.50	1.56	M
		Average of Peak Amounts =				1.52	
2	8.371	8.368	0.003	693422741	1.50	1.50	
2	8.408	8.404	0.004	671422463	1.50	1.48	
2	8.607	8.603	0.004	582458334	1.50	1.48	
2	8.831	8.828	0.003	241376212	1.50	1.44	
2	9.079	9.075	0.004	2013523912	1.50	1.55	
		Average of Peak Amounts =				1.49	
						RPD = 1.76	

QC Flag Legend

Review Flags

M - Manually Integrated

Reagents:

SG4268@1.5PPM_00007 Amount Added: 1.00 Units: mL

Report Date: 01-Oct-2019 08:35:20 Chrom Revision: 2.3 17-Sep-2019 16:19:08

Eurofins TestAmerica, Canton

Data File: \\chromna\Canton\ChromData\A2HP11\20190926-91426.b\P11092615.D

Injection Date:	26-Sep-2019 15:03:57	Instrument ID:	A2HP11	Operator ID:	
Lims ID:	std15 1242 1268			Worklist Smp#:	15
Client ID:					
Injection Vol:	1.0 ul	Dil. Factor:	1.0000	ALS Bottle#:	15
Method:	PCB11 IS	Limit Group:	GC 8082A IS		

Column: CLP-1 0.53mm ID (0.53 mm) Y Scaling: Method Defined: Set to Absolute Y Value

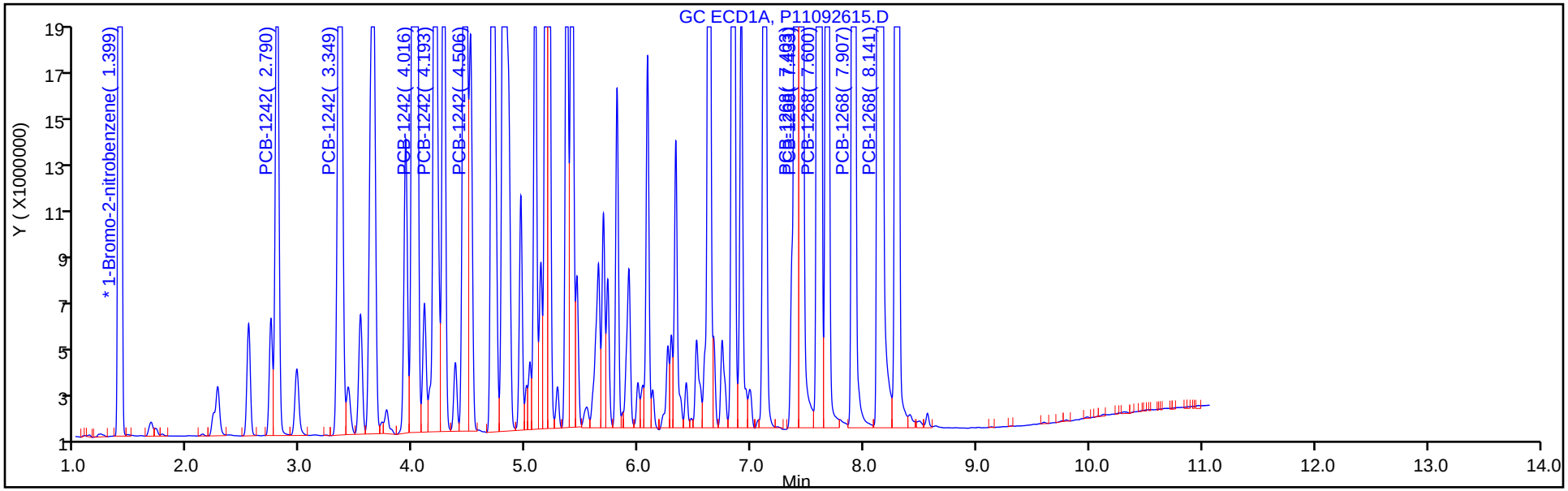

Column: CLP-2 0.53mm ID (0.53 mm) Y Scaling: Method Defined: Set to Absolute Y Value

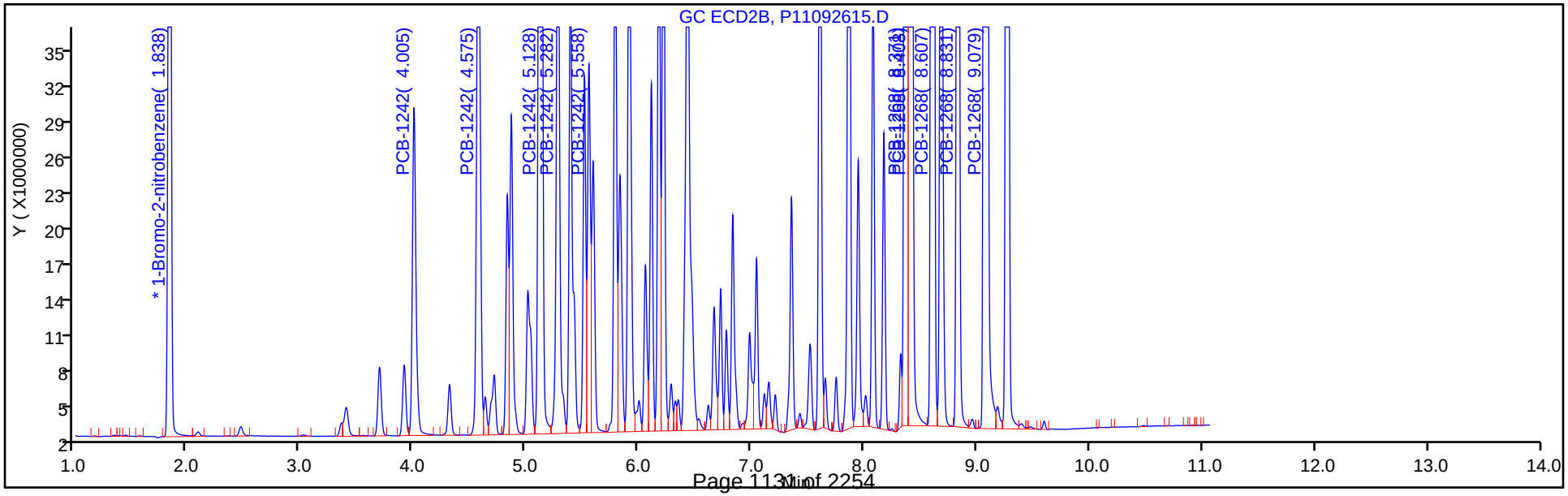

Report Date: 01-Oct-2019 08:35:20 Chrom Revision: 2.3 17-Sep-2019 16:19:08

Eurofins TestAmerica, Canton

Data File: \\chromna\Canton\ChromData\A2HP11\20190926-91426.b\P11092615.D

Injection Date: 26-Sep-2019 15:03:57 Instrument ID: A2HP11

Lims ID: std15 1242 1268

Client ID:

Operator ID: ALS Bottle#: 15 Worklist Smp#: 15

Injection Vol: 1.0 ul Dil. Factor: 1.0000

Method: PCB11 IS Limit Group: GC 8082A IS

Column: CLP-1 0.53mm ID (0.53 mm) Detector GC ECD1A

11 PCB-1268, CAS: 11100-14-4

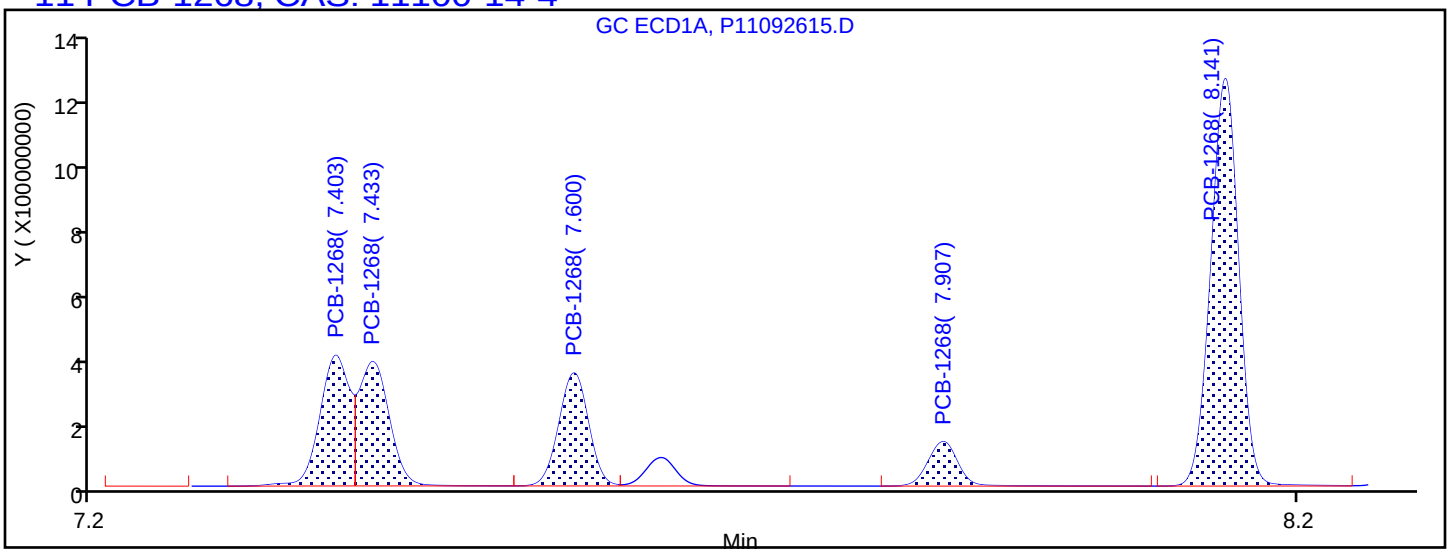

Processing Integration Results

7.403	Response = 654362963
7.433	Response = 620187637
7.600	Response = 558310571
7.907	Response = 219994384
8.141	Response = 1893969182

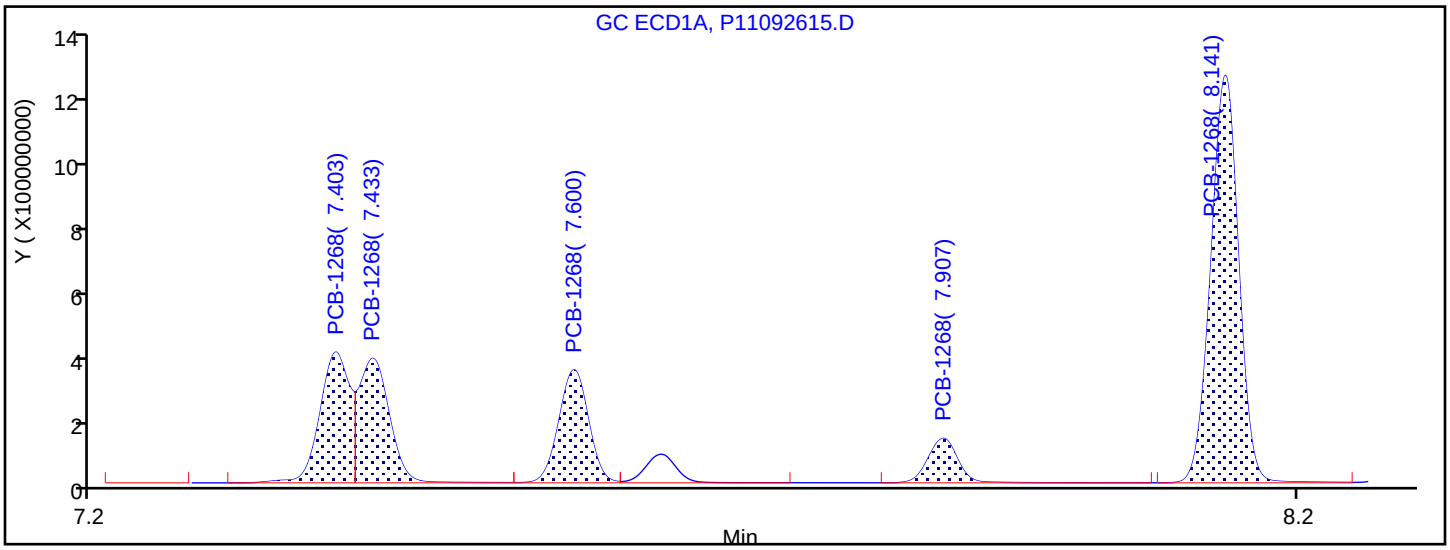

Manual Integration Results

7.403	Response = 656006311	M
7.433	Response = 624773310	M
7.600	Response = 561184307	M
7.907	Response = 221508679	M
8.141	Response = 1896796931	M

Reviewer: hassl, 27-Sep-2019 13:36:20

Audit Action: Assigned New Baseline Audit Reason: Baseline Smoothing

FORM VI
PCBS BY INTERNAL STANDARD - INITIAL CALIBRATION DATA
CURVE EVALUATION

Lab Name: Eurofins TestAmerica, Canton Job No.: 240-124062-1 Analy Batch No.: 402587

SDG No.:

Instrument ID: A2HP11 GC Column: CLP-2 (0.53 ID: 0.53(mm) Heated Purge: (Y/N) N

Calibration Start Date: 09/26/2019 13:50 Calibration End Date: 09/26/2019 15:03 Calibration ID: 53470

Calibration Files:

LEVEL:	LAB SAMPLE ID:	LAB FILE ID:
Level 1	STD005 240-402587/10	P11092610.D
Level 2	STD01 240-402587/11	P11092611.D
Level 3	STD02 240-402587/12	P11092612.D
Level 4	STD05 240-402587/13	P11092613.D
Level 5	STD1 240-402587/14	P11092614.D
Level 6	STD15 240-402587/15	P11092615.D

ANALYTE	RRF					CURVE TYPE	COEFFICIENT			#	MIN RRF	%RSD	#	MAX %RSD	R^2 OR COD	#	MIN R^2 OR COD
	LVL 1 LVL 6	LVL 2	LVL 3	LVL 4	LVL 5		B	M1	M2								
PCB-1242 Peak 1	0.0185 0.0146	0.0185	0.0166	0.0155	0.0150	Ave		0.0164				10.4		20.0			
PCB-1242 Peak 2	0.0344 0.0264	0.0331	0.0301	0.0280	0.0272	Ave		0.0299				11.0		20.0			
PCB-1242 Peak 3	0.0648 0.0595	0.0642	0.0601	0.0596	0.0603	Ave		0.0614				4.0		20.0			
PCB-1242 Peak 4	0.0306 0.0260	0.0303	0.0267	0.0265	0.0264	Ave		0.0278				7.6		20.0			
PCB-1242 Peak 5	0.0174 0.0132	0.0167	0.0149	0.0137	0.0134	Ave		0.0149				12.1		20.0			
PCB-1268 Peak 1	0.1640 0.1648	0.1676	0.1625	0.1616	0.1672	Ave		0.1646				1.5		20.0			
PCB-1268 Peak 2	0.1655 0.1596	0.1661	0.1607	0.1584	0.1619	Ave		0.1620				2.0		20.0			
PCB-1268 Peak 3	0.1413 0.1384	0.1435	0.1391	0.1371	0.1402	Ave		0.1399				1.6		20.0			
PCB-1268 Peak 4	0.0622 0.0574	0.0625	0.0592	0.0577	0.0583	Ave		0.0596				3.8		20.0			
PCB-1268 Peak 5	0.4507 0.4785	0.4717	0.4555	0.4524	0.4756	Ave		0.4641				2.7		20.0			

Note: The M1 coefficient is the same as Ave RRF for an Ave curve type.

FORM VI
PCBS BY INTERNAL STANDARD - INITIAL CALIBRATION DATA
RESPONSE AND CONCENTRATION

Lab Name: Eurofins TestAmerica, Canton Job No.: 240-124062-1 Analy Batch No.: 402587

SDG No.:

Instrument ID: A2HP11 GC Column: CLP-2 (0.53 ID: 0.53(mm) Heated Purge: (Y/N) N

Calibration Start Date: 09/26/2019 13:50 Calibration End Date: 09/26/2019 15:03 Calibration ID: 53470

Calibration Files:

LEVEL:	LAB SAMPLE ID:	LAB FILE ID:
Level 1	STD005 240-402587/10	P11092610.D
Level 2	STD01 240-402587/11	P11092611.D
Level 3	STD02 240-402587/12	P11092612.D
Level 4	STD05 240-402587/13	P11092613.D
Level 5	STD1 240-402587/14	P11092614.D
Level 6	STD15 240-402587/15	P11092615.D

ANALYTE	IS REF	CURVE TYPE	RESPONSE					CONCENTRATION (NG/UL)				
			LVL 1 LVL 6	LVL 2	LVL 3	LVL 4	LVL 5	LVL 1 LVL 6	LVL 2	LVL 3	LVL 4	LVL 5
PCB-1242 Peak 1	BNB	Ave	2584236 61592105	5029406	10117137	22037149	46140656	0.0500 1.50	0.100	0.200	0.500	1.00
PCB-1242 Peak 2	BNB	Ave	4807044 110946710	9035512	18382697	39767720	83782569	0.0500 1.50	0.100	0.200	0.500	1.00
PCB-1242 Peak 3	BNB	Ave	9058982 250293282	17503695	36658736	84721626	185977719	0.0500 1.50	0.100	0.200	0.500	1.00
PCB-1242 Peak 4	BNB	Ave	4281909 109487841	8266254	16281810	37625794	81522390	0.0500 1.50	0.100	0.200	0.500	1.00
PCB-1242 Peak 5	BNB	Ave	2433064 55678648	4562653	9094310	19509348	41191573	0.0500 1.50	0.100	0.200	0.500	1.00
PCB-1268 Peak 1	BNB	Ave	22916527 693422741	45673326	99202282	229761148	515373395	0.0500 1.50	0.100	0.200	0.500	1.00
PCB-1268 Peak 2	BNB	Ave	23135801 671422463	45278871	98111644	225171829	499170587	0.0500 1.50	0.100	0.200	0.500	1.00
PCB-1268 Peak 3	BNB	Ave	19747064 582458334	39125783	84886877	194917377	432014137	0.0500 1.50	0.100	0.200	0.500	1.00
PCB-1268 Peak 4	BNB	Ave	8693432 241376212	17040555	36107705	82080406	179858297	0.0500 1.50	0.100	0.200	0.500	1.00
PCB-1268 Peak 5	BNB	Ave	62993398 2013523912	128569501	278041867	643259157	1465998650	0.0500 1.50	0.100	0.200	0.500	1.00

Curve Type Legend:
Ave = Average ISTD

Eurofins TestAmerica, Canton
Target Compound Quantitation Report

Data File: \\chromna\Canton\ChromData\A2HP11\20190926-91426.b\P11092610.D
Lims ID: std005 1242 1268
Client ID:
Sample Type: IC Calib Level: 1
Inject. Date: 26-Sep-2019 13:50:44 ALS Bottle#: 10 Worklist Smp#: 10
Injection Vol: 1.0 ul Dil. Factor: 1.0000
Sample Info: 240-0091426-010
Operator ID: Instrument ID: A2HP11
Sublist: chrom-PCB11 IS*sub4

Method: \\chromna\Canton\ChromData\A2HP11\20190926-91426.b\PCB11 IS.m
Limit Group: GC 8082A IS
Last Update: 01-Oct-2019 08:34:55 Calib Date: 26-Sep-2019 19:27:31
Integrator: Falcon
Quant Method: Internal Standard Quant By: Initial Calibration
Last ICal File: \\chromna\Canton\ChromData\A2HP11\20190926-91426.b\P11092633.D

Column 1 : CLP-1 0.53mm ID (0.53 mm) Det: GC ECD1A
Column 2 : CLP-2 0.53mm ID (0.53 mm) Det: GC ecd2b
Process Host: CTX0305

First Level Reviewer: hassl Date: 27-Sep-2019 09:21:35

Col	RT (min.)	Exp RT (min.)	Dlt RT (min.)	Response	Cal Amt ng/ul	OnCol Amt ng/ul	Flags
* 14 1-Bromo-2-nitrobenzene							
1	1.395	1.393	0.002	123173606	0.0500	0.0500	
2	1.836	1.834	0.002	139776428	0.0500	0.0500	
5 PCB-1242							
1	2.788	2.788	0.000	2162596	0.0500	0.0579	
1	3.348	3.348	0.000	3663760	0.0500	0.0561	
1	4.017	4.017	0.000	7732823	0.0500	0.0535	
1	4.191	4.191	0.000	3803058	0.0500	0.0570	
1	4.506	4.506	0.000	1398008	0.0500	0.0573	
		Average of Peak Amounts =				0.0564	
2	4.003	4.003	0.000	2584236	0.0500	0.0562	
2	4.573	4.573	0.000	4807044	0.0500	0.0576	
2	5.125	5.125	0.000	9058982	0.0500	0.0528	
2	5.279	5.279	0.000	4281909	0.0500	0.0552	
2	5.555	5.555	0.000	2433064	0.0500	0.0584	
		Average of Peak Amounts =				0.0560	
						RPD = 0.60	

Col	RT (min.)	Exp RT (min.)	Dlt RT (min.)	Response	Cal Amt ng/ul	OnCol Amt ng/ul	Flags
11 PCB-1268							
1	7.403	7.403	0.000	20719861	0.0500	0.0490	
1	7.433	7.433	0.000	20579408	0.0500	0.0492	
1	7.600	7.600	0.000	18277914	0.0500	0.0495	
1	7.907	7.907	0.000	7936762	0.0500	0.0525	
1	8.141	8.141	0.000	58413345	0.0500	0.0481	
		Average of Peak Amounts =				0.0497	
2	8.368	8.368	0.000	22916527	0.0500	0.0498	
2	8.404	8.404	0.000	23135801	0.0500	0.0511	
2	8.603	8.603	0.000	19747064	0.0500	0.0505	
2	8.828	8.828	0.000	8693432	0.0500	0.0522	
2	9.075	9.075	0.000	62993398	0.0500	0.0486	
		Average of Peak Amounts =				0.0504	
						RPD = 1.52	

Reagents:

SG4268@.05PPM_00016 Amount Added: 1.00 Units: mL

Report Date: 01-Oct-2019 08:34:56 Chrom Revision: 2.3 17-Sep-2019 16:19:08

Eurofins TestAmerica, Canton

Data File: \\chromna\Canton\ChromData\A2HP11\20190926-91426.b\P11092610.D

Injection Date:	26-Sep-2019 13:50:44	Instrument ID:	A2HP11	Operator ID:	
Lims ID:	std005 1242 1268			Worklist Smp#:	10
Client ID:					
Injection Vol:	1.0 ul	Dil. Factor:	1.0000	ALS Bottle#:	10
Method:	PCB11 IS	Limit Group:	GC 8082A IS		

Column: CLP-1 0.53mm ID (0.53 mm) Y Scaling: Method Defined: Set to Absolute Y Value

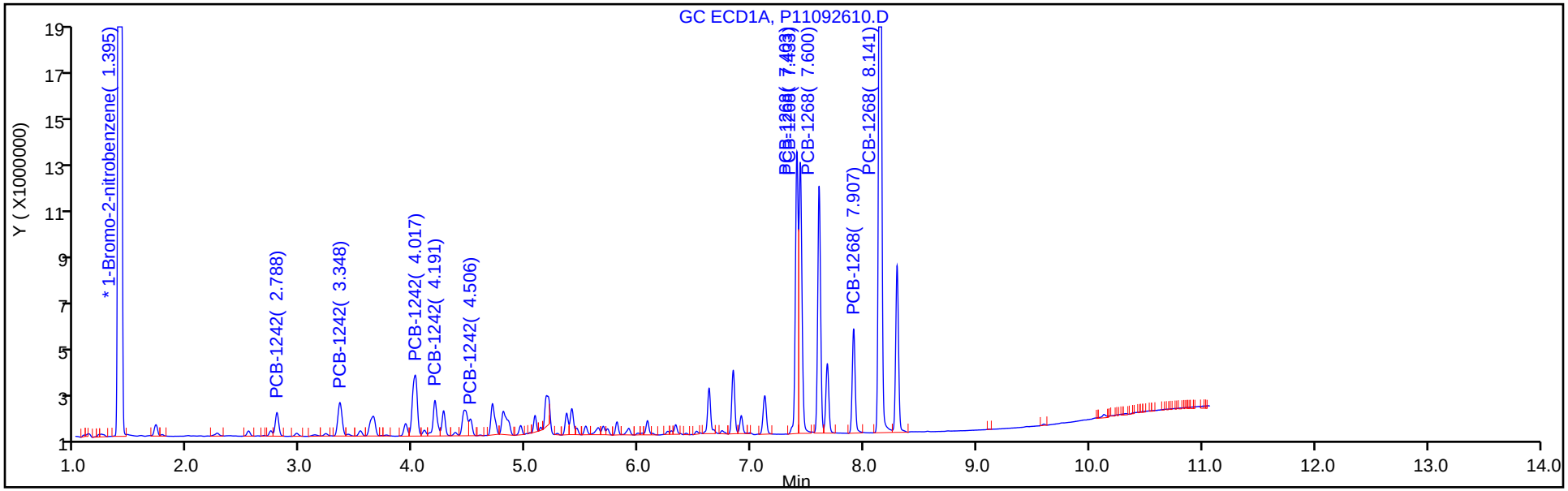

Column: CLP-2 0.53mm ID (0.53 mm) Y Scaling: Method Defined: Set to Absolute Y Value

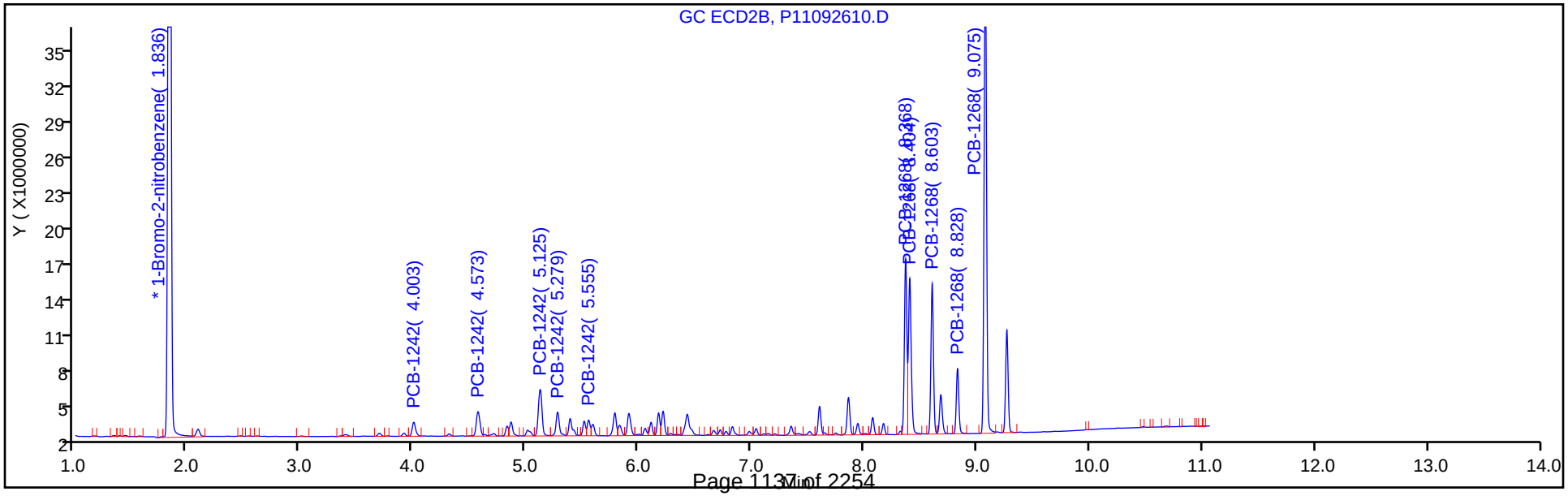

Eurofins TestAmerica, Canton
Target Compound Quantitation Report

Data File: \\chromna\Canton\ChromData\A2HP11\20190926-91426.b\P11092611.D
Lims ID: std01 1242 1268
Client ID:
Sample Type: IC Calib Level: 2
Inject. Date: 26-Sep-2019 14:05:28 ALS Bottle#: 11 Worklist Smp#: 11
Injection Vol: 1.0 ul Dil. Factor: 1.0000
Sample Info: 240-0091426-011
Operator ID: Instrument ID: A2HP11
Sublist: chrom-PCB11 IS*sub4

Method: \\chromna\Canton\ChromData\A2HP11\20190926-91426.b\PCB11 IS.m
Limit Group: GC 8082A IS
Last Update: 01-Oct-2019 08:34:58 Calib Date: 26-Sep-2019 19:27:31
Integrator: Falcon
Quant Method: Internal Standard Quant By: Initial Calibration
Last ICal File: \\chromna\Canton\ChromData\A2HP11\20190926-91426.b\P11092633.D

Column 1 : CLP-1 0.53mm ID (0.53 mm) Det: GC ECD1A
Column 2 : CLP-2 0.53mm ID (0.53 mm) Det: GC ecd2b
Process Host: CTX0305

First Level Reviewer: hassl Date: 27-Sep-2019 07:35:32

Col	RT (min.)	Exp RT (min.)	Dlt RT (min.)	Response	Cal Amt ng/ul	OnCol Amt ng/ul	Flags
* 14 1-Bromo-2-nitrobenzene							
1	1.392	1.393	-0.001	120067373	0.0500	0.0500	
2	1.835	1.834	0.001	136282755	0.0500	0.0500	
5 PCB-1242							
1	2.789	2.788	0.001	4022061	0.1000	0.1105	
1	3.347	3.348	-0.001	7123722	0.1000	0.1119	
1	4.014	4.017	-0.003	14711194	0.1000	0.1045	
1	4.192	4.191	0.001	7094970	0.1000	0.1090	
1	4.506	4.506	0.000	2647567	0.1000	0.1114	
		Average of Peak Amounts =				0.1095	
2	4.004	4.003	0.001	5029406	0.1000	0.1123	
2	4.574	4.573	0.001	9035512	0.1000	0.1110	
2	5.126	5.125	0.001	17503695	0.1000	0.1046	
2	5.281	5.279	0.002	8266254	0.1000	0.1092	
2	5.556	5.555	0.001	4562653	0.1000	0.1124	
		Average of Peak Amounts =				0.1099	
						RPD = 0.39	

Col	RT (min.)	Exp RT (min.)	Dlt RT (min.)	Response	Cal Amt ng/ul	OnCol Amt ng/ul	Flags
11 PCB-1268							
1	7.403	7.403	0.000	42262371	0.1000	0.1026	
1	7.435	7.433	0.002	41840702	0.1000	0.1027	
1	7.601	7.600	0.001	36597540	0.1000	0.1016	
1	7.907	7.907	0.000	15583271	0.1000	0.1058	
1	8.141	8.141	0.000	118420755	0.1000	0.1000	
		Average of Peak Amounts =				0.1025	
2	8.367	8.368	-0.001	45673326	0.1000	0.1018	
2	8.404	8.404	0.000	45278871	0.1000	0.1025	
2	8.602	8.603	-0.001	39125783	0.1000	0.1026	
2	8.828	8.828	0.000	17040555	0.1000	0.1050	
2	9.075	9.075	0.000	128569501	0.1000	0.1016	
		Average of Peak Amounts =				0.1027	
						RPD = 0.17	

Reagents:

SG4268@.1PPM_00016 Amount Added: 1.00 Units: mL

Report Date: 01-Oct-2019 08:34:59 Chrom Revision: 2.3 17-Sep-2019 16:19:08

Eurofins TestAmerica, Canton

Data File: \\chromna\Canton\ChromData\A2HP11\20190926-91426.b\P11092611.D

Injection Date:	26-Sep-2019 14:05:28	Instrument ID:	A2HP11	Operator ID:	
Lims ID:	std01 1242 1268			Worklist Smp#:	11
Client ID:					
Injection Vol:	1.0 ul	Dil. Factor:	1.0000	ALS Bottle#:	11
Method:	PCB11 IS	Limit Group:	GC 8082A IS		

Column: CLP-1 0.53mm ID (0.53 mm) Y Scaling: Method Defined: Set to Absolute Y Value

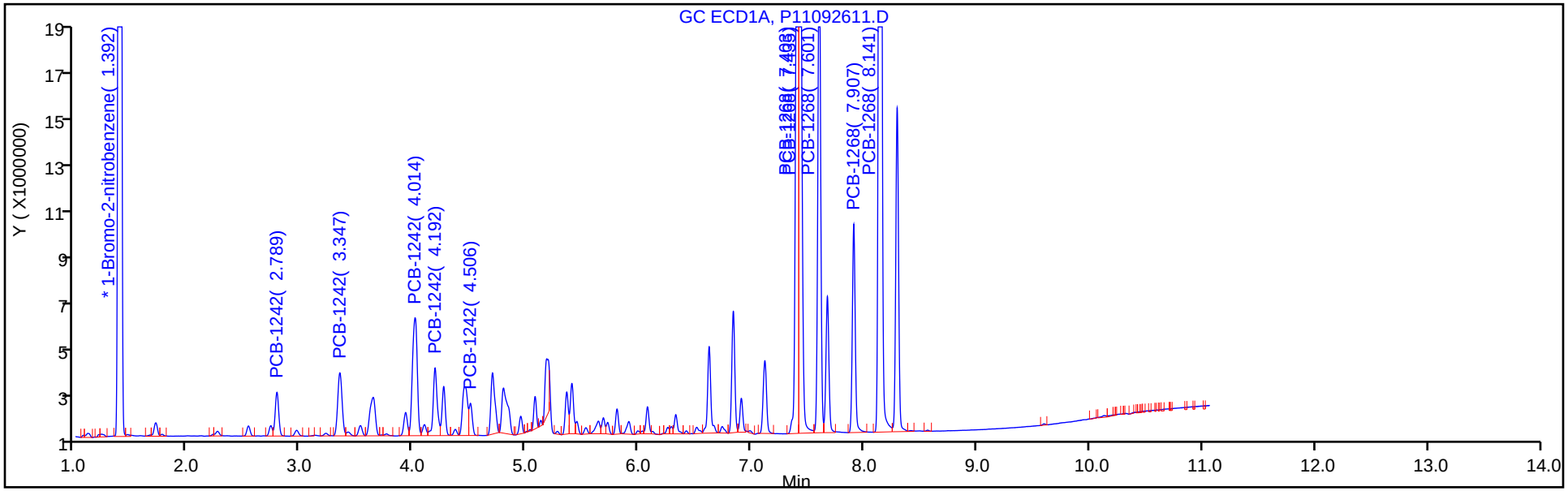

Column: CLP-2 0.53mm ID (0.53 mm) Y Scaling: Method Defined: Set to Absolute Y Value

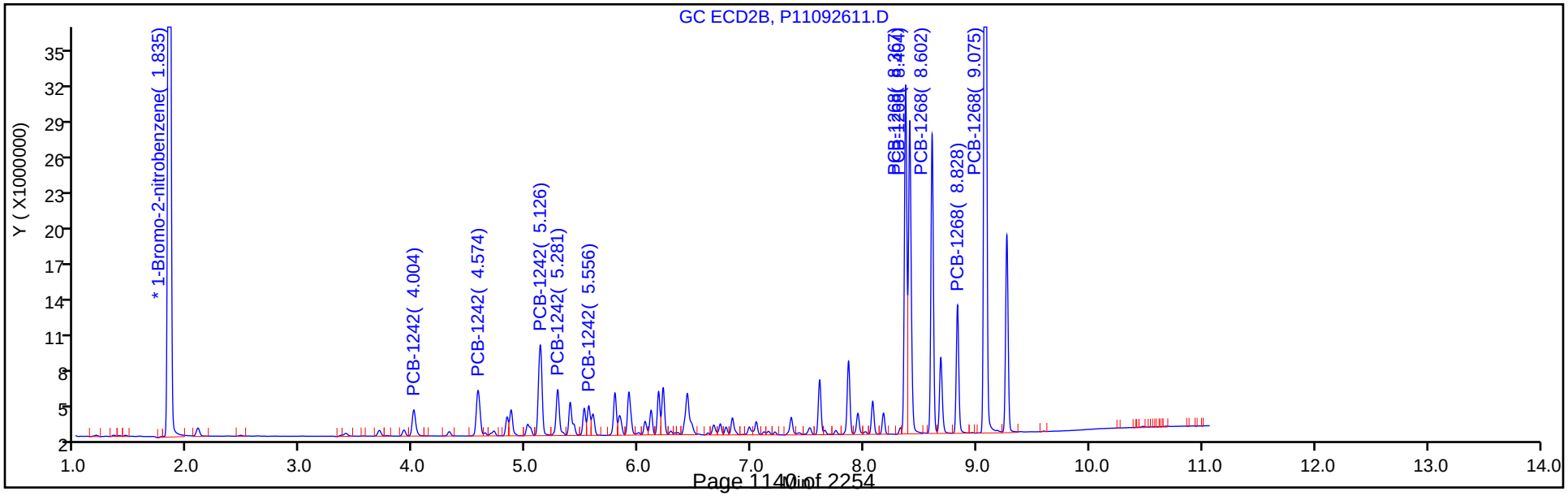

Eurofins TestAmerica, Canton
Target Compound Quantitation Report

Data File: \\chromna\Canton\ChromData\A2HP11\20190926-91426.b\P11092612.D
Lims ID: std02 1242 1268
Client ID:
Sample Type: IC Calib Level: 3
Inject. Date: 26-Sep-2019 14:20:04 ALS Bottle#: 12 Worklist Smp#: 12
Injection Vol: 1.0 ul Dil. Factor: 1.0000
Sample Info: 240-0091426-012
Operator ID: Instrument ID: A2HP11
Sublist: chrom-PCB11 IS*sub4

Method: \\chromna\Canton\ChromData\A2HP11\20190926-91426.b\PCB11 IS.m
Limit Group: GC 8082A IS
Last Update: 01-Oct-2019 08:35:04 Calib Date: 26-Sep-2019 19:27:31
Integrator: Falcon
Quant Method: Internal Standard Quant By: Initial Calibration
Last ICal File: \\chromna\Canton\ChromData\A2HP11\20190926-91426.b\P11092633.D

Column 1 : CLP-1 0.53mm ID (0.53 mm) Det: GC ECD1A
Column 2 : CLP-2 0.53mm ID (0.53 mm) Det: GC ecd2b
Process Host: CTX0305

First Level Reviewer: grantk Date: 01-Oct-2019 07:32:25

Col	RT (min.)	Exp RT (min.)	Dlt RT (min.)	Response	Cal Amt ng/ul	OnCol Amt ng/ul	Flags
* 14 1-Bromo-2-nitrobenzene							
1	1.399	1.393	0.005	134075403	0.0500	0.0500	
2	1.838	1.834	0.004	152603538	0.0500	0.0500	
5 PCB-1242							
1	2.789	2.788	0.001	8245809	0.2000	0.2029	
1	3.348	3.348	0.000	14486661	0.2000	0.2038	
1	4.016	4.017	-0.001	30936918	0.2000	0.1967	
1	4.192	4.191	0.001	14457276	0.2000	0.1990	
1	4.505	4.506	-0.001	5362926	0.2000	0.2021	
		Average of Peak Amounts =				0.2009	
2	4.004	4.003	0.001	10117137	0.2000	0.2017	
2	4.573	4.573	0.000	18382697	0.2000	0.2017	
2	5.125	5.125	0.000	36658736	0.2000	0.1956	
2	5.280	5.279	0.001	16281810	0.2000	0.1922	
2	5.555	5.555	0.000	9094310	0.2000	0.2001	
		Average of Peak Amounts =				0.1982	
						RPD = 1.34	

Col	RT (min.)	Exp RT (min.)	Dlt RT (min.)	Response	Cal Amt ng/ul	OnCol Amt ng/ul	Flags
11 PCB-1268							
1	7.402	7.403	-0.001	90925869	0.2000	0.1977	
1	7.434	7.433	0.001	88436143	0.2000	0.1944	
1	7.600	7.600	0.000	78552042	0.2000	0.1953	
1	7.906	7.907	-0.001	32315163	0.2000	0.1964	
1	8.141	8.141	0.000	256841139	0.2000	0.1943	
		Average of Peak Amounts =				0.1956	
2	8.368	8.368	0.000	99202282	0.2000	0.1975	
2	8.405	8.404	0.001	98111644	0.2000	0.1984	
2	8.603	8.603	0.000	84886877	0.2000	0.1988	
2	8.828	8.828	0.000	36107705	0.2000	0.1987	
2	9.075	9.075	0.000	278041867	0.2000	0.1963	
		Average of Peak Amounts =				0.1979	
						RPD = 1.18	

Reagents:

SG4268@.2PPM_00016 Amount Added: 1.00 Units: mL

Report Date: 01-Oct-2019 08:35:05 Chrom Revision: 2.3 17-Sep-2019 16:19:08

Eurofins TestAmerica, Canton

Data File: \\chromna\Canton\ChromData\A2HP11\20190926-91426.b\P11092612.D

Injection Date: 26-Sep-2019 14:20:04 Instrument ID: A2HP11 Operator ID:

Lims ID: std02 1242 1268 Worklist Smp#: 12

Client ID:

Injection Vol: 1.0 ul Dil. Factor: 1.0000 ALS Bottle#: 12

Method: PCB11 IS Limit Group: GC 8082A IS

Column: CLP-1 0.53mm ID (0.53 mm) Y Scaling: Method Defined: Set to Absolute Y Value

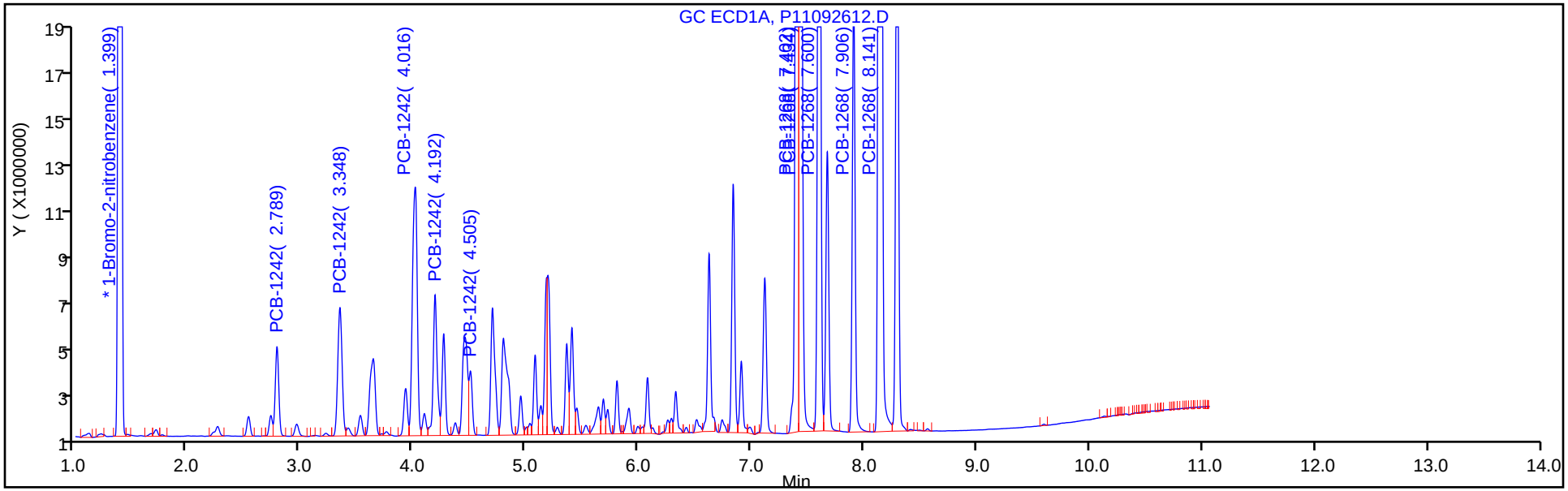

Column: CLP-2 0.53mm ID (0.53 mm) Y Scaling: Method Defined: Set to Absolute Y Value

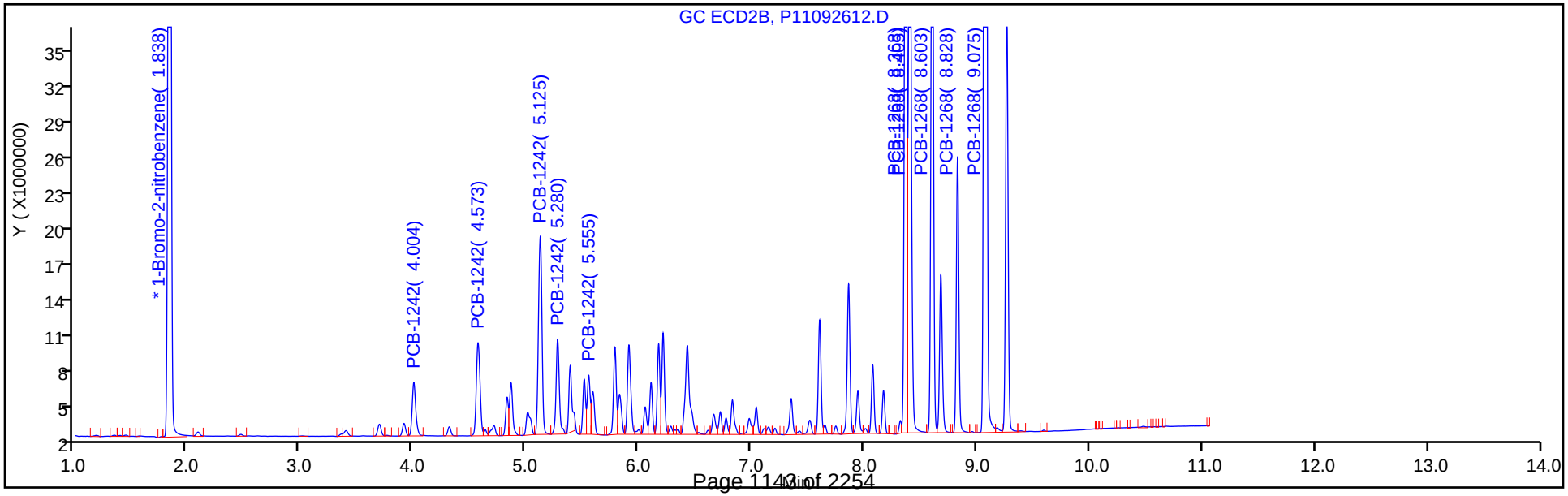

Eurofins TestAmerica, Canton
Target Compound Quantitation Report

Data File: \\chromna\Canton\ChromData\A2HP11\20190926-91426.b\P11092613.D
Lims ID: std05 1242 1268
Client ID:
Sample Type: IC Calib Level: 4
Inject. Date: 26-Sep-2019 14:34:43 ALS Bottle#: 13 Worklist Smp#: 13
Injection Vol: 1.0 ul Dil. Factor: 1.0000
Sample Info: 240-0091426-013
Operator ID: Instrument ID: A2HP11
Sublist: chrom-PCB11 IS*sub4

Method: \\chromna\Canton\ChromData\A2HP11\20190926-91426.b\PCB11 IS.m
Limit Group: GC 8082A IS
Last Update: 01-Oct-2019 08:35:10 Calib Date: 26-Sep-2019 19:27:31
Integrator: Falcon
Quant Method: Internal Standard Quant By: Initial Calibration
Last ICal File: \\chromna\Canton\ChromData\A2HP11\20190926-91426.b\P11092633.D

Column 1 : CLP-1 0.53mm ID (0.53 mm) Det: GC ECD1A
Column 2 : CLP-2 0.53mm ID (0.53 mm) Det: GC ecd2b
Process Host: CTX0305

First Level Reviewer: hassl Date: 27-Sep-2019 07:04:05

Col	RT (min.)	Exp RT (min.)	Dlt RT (min.)	Response	Cal Amt ng/ul	OnCol Amt ng/ul	Flags
* 14 1-Bromo-2-nitrobenzene							
1	1.397	1.393	0.004	123409425	0.0500	0.0500	
2	1.836	1.834	0.002	142187915	0.0500	0.0500	
5 PCB-1242							M
1	2.789	2.788	0.001	17394627	0.5000	0.4650	
1	3.348	3.348	0.000	30752173	0.5000	0.4701	
1	4.015	4.017	-0.002	69359153	0.5000	0.4792	
1	4.191	4.191	0.000	31255206	0.5000	0.4673	
1	4.505	4.506	-0.001	11328558	0.5000	0.4637	
		Average of Peak Amounts =				0.4691	
2	4.003	4.003	0.000	22037149	0.5000	0.4715	
2	4.573	4.573	0.000	39767720	0.5000	0.4683	M
2	5.125	5.125	0.000	84721626	0.5000	0.4851	M
2	5.280	5.279	0.001	37625794	0.5000	0.4766	M
2	5.555	5.555	0.000	19509348	0.5000	0.4606	M
		Average of Peak Amounts =				0.4724	
						RPD = 0.71	

Col	RT (min.)	Exp RT (min.)	Dlt RT (min.)	Response	Cal Amt ng/ul	OnCol Amt ng/ul	Flags
11 PCB-1268							
1	7.403	7.403	0.000	206286241	0.5000	0.4872	
1	7.434	7.433	0.001	206231933	0.5000	0.4925	
1	7.600	7.600	0.000	182704389	0.5000	0.4935	
1	7.907	7.907	0.000	72618350	0.5000	0.4795	
1	8.141	8.141	0.000	602140327	0.5000	0.4948	
		Average of Peak Amounts =				0.4895	
2	8.368	8.368	0.000	229761148	0.5000	0.4908	
2	8.404	8.404	0.000	225171829	0.5000	0.4887	
2	8.603	8.603	0.000	194917377	0.5000	0.4899	
2	8.828	8.828	0.000	82080406	0.5000	0.4847	
2	9.075	9.075	0.000	643259157	0.5000	0.4874	
		Average of Peak Amounts =				0.4883	
						RPD = 0.25	

QC Flag Legend

Review Flags

M - Manually Integrated

Reagents:

SG4268@0.5PPM_00035 Amount Added: 1.00 Units: mL

Report Date: 01-Oct-2019 08:35:11 Chrom Revision: 2.3 17-Sep-2019 16:19:08

Eurofins TestAmerica, Canton

Data File: \\chromna\Canton\ChromData\A2HP11\20190926-91426.b\P11092613.D

Injection Date:	26-Sep-2019 14:34:43	Instrument ID:	A2HP11	Operator ID:	
Lims ID:	std05 1242 1268			Worklist Smp#:	13
Client ID:					
Injection Vol:	1.0 ul	Dil. Factor:	1.0000	ALS Bottle#:	13
Method:	PCB11 IS	Limit Group:	GC 8082A IS		

Column: CLP-1 0.53mm ID (0.53 mm) Y Scaling: Method Defined: Set to Absolute Y Value

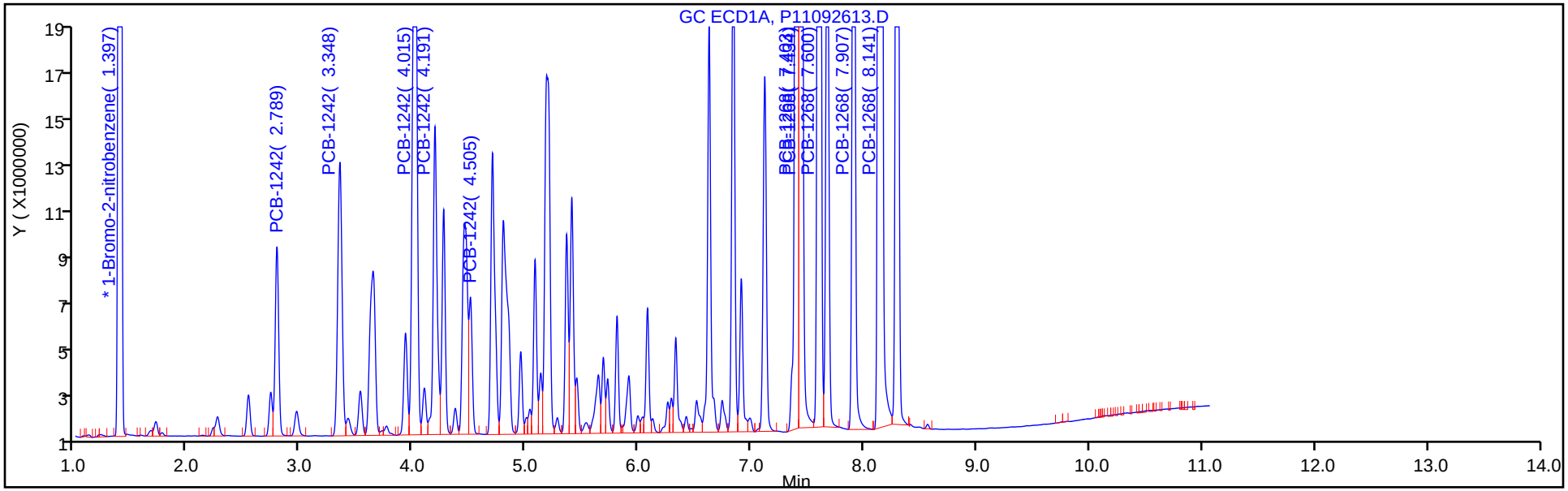

Column: CLP-2 0.53mm ID (0.53 mm) Y Scaling: Method Defined: Set to Absolute Y Value

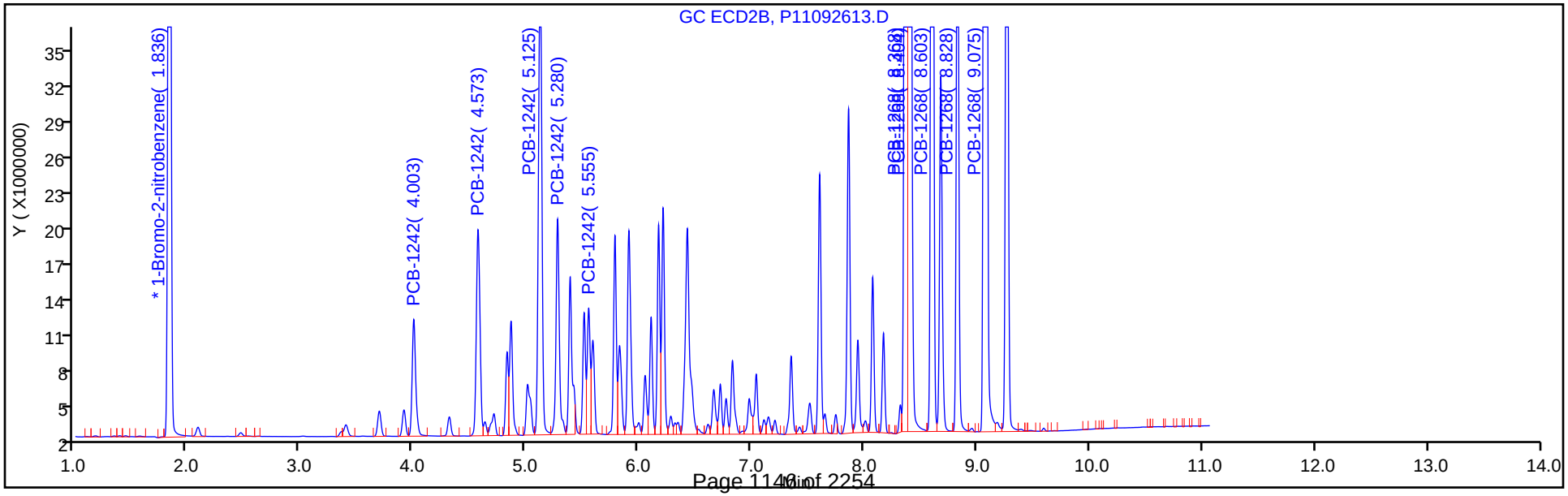

Report Date: 01-Oct-2019 08:35:11 Chrom Revision: 2.3 17-Sep-2019 16:19:08

Eurofins TestAmerica, Canton

Data File: \\chromna\Canton\ChromData\A2HP11\20190926-91426.b\P11092613.D

Injection Date: 26-Sep-2019 14:34:43 Instrument ID: A2HP11

Lims ID: std05 1242 1268

Client ID:

Operator ID: ALS Bottle#: 13 Worklist Smp#: 13

Injection Vol: 1.0 ul Dil. Factor: 1.0000

Method: PCB11 IS Limit Group: GC 8082A IS

Column: CLP-2 0.53mm ID (0.53 mm) Detector GC ecd2b

5 PCB-1242, CAS: 53469-21-9

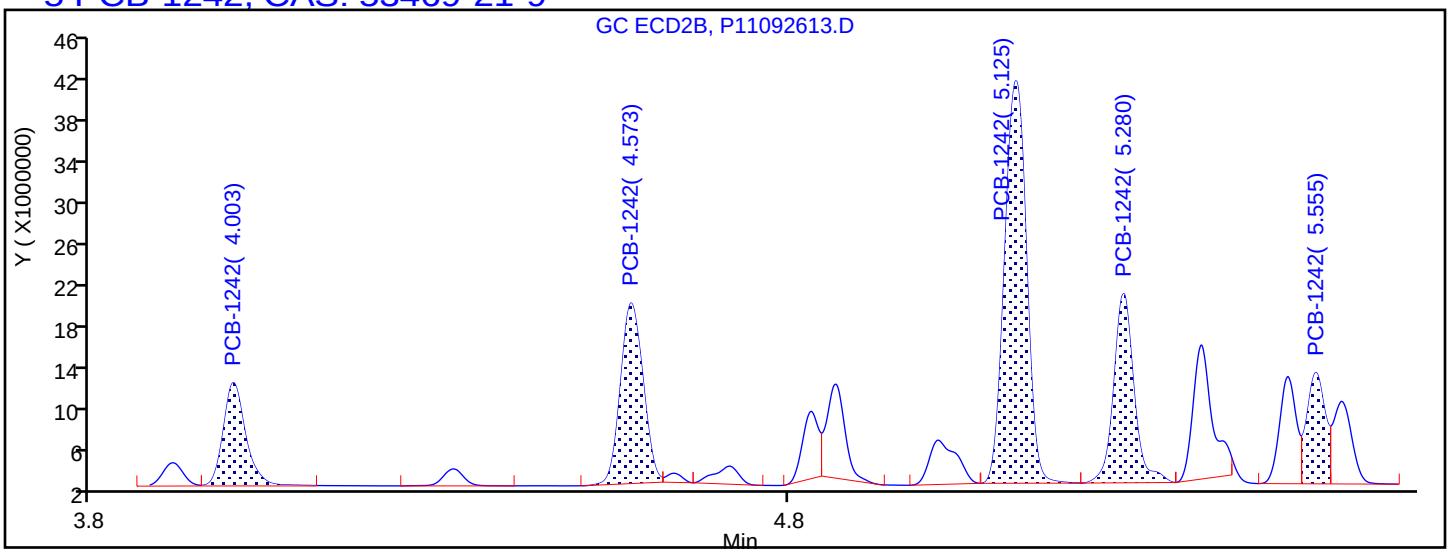

Processing Integration Results

4.003	Response = 22037149	
4.573	Response = 38662964	
5.125	Response = 83455512	
5.280	Response = 36251248	
5.555	Response = 19430857	

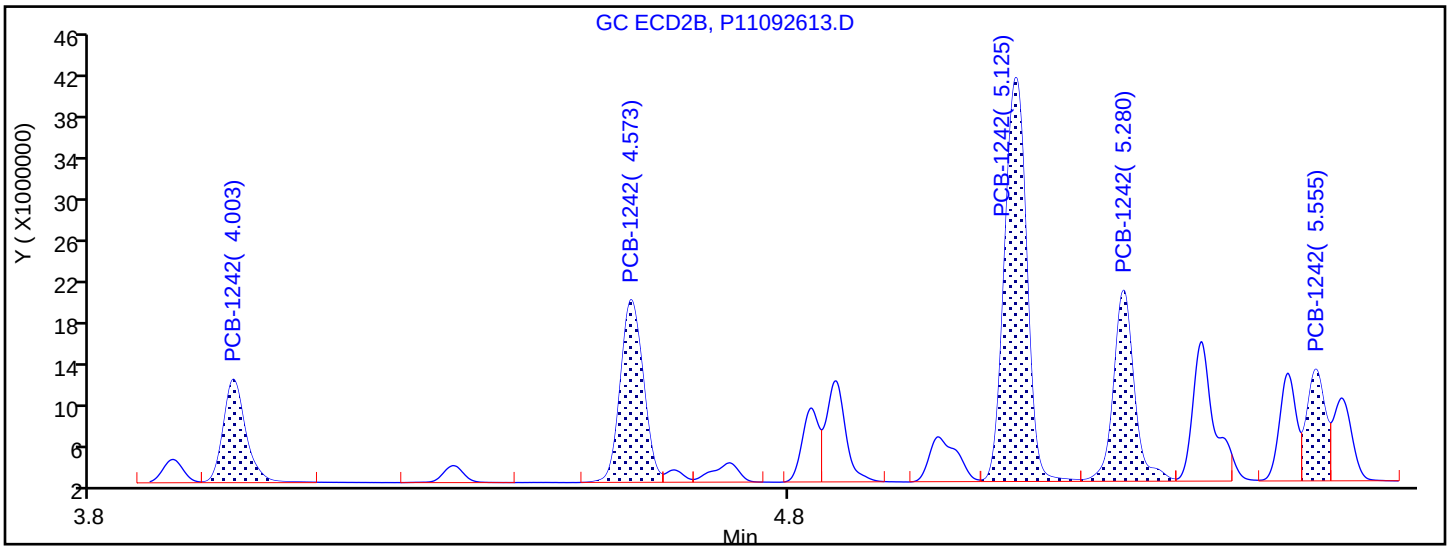

Manual Integration Results

4.003	Response = 22037149	
4.573	Response = 39767720	M
5.125	Response = 84721626	M
5.280	Response = 37625794	M
5.555	Response = 19509348	M

Reviewer: hassl, 27-Sep-2019 13:36:00

Audit Action: Assigned New Baseline Audit Reason: Baseline Smoothing

Eurofins TestAmerica, Canton
Target Compound Quantitation Report

Data File: \\chromna\Canton\ChromData\A2HP11\20190926-91426.b\P11092614.D
Lims ID: std1 1242 1268
Client ID:
Sample Type: IC Calib Level: 5
Inject. Date: 26-Sep-2019 14:49:19 ALS Bottle#: 14 Worklist Smp#: 14
Injection Vol: 1.0 ul Dil. Factor: 1.0000
Sample Info: 240-0091426-014
Operator ID: Instrument ID: A2HP11
Sublist: chrom-PCB11 IS*sub4

Method: \\chromna\Canton\ChromData\A2HP11\20190926-91426.b\PCB11 IS.m
Limit Group: GC 8082A IS
Last Update: 01-Oct-2019 08:35:15 Calib Date: 26-Sep-2019 19:27:31
Integrator: Falcon
Quant Method: Internal Standard Quant By: Initial Calibration
Last ICal File: \\chromna\Canton\ChromData\A2HP11\20190926-91426.b\P11092633.D

Column 1 : CLP-1 0.53mm ID (0.53 mm) Det: GC ECD1A
Column 2 : CLP-2 0.53mm ID (0.53 mm) Det: GC ecd2b
Process Host: CTX0305

First Level Reviewer: hassl Date: 27-Sep-2019 07:06:34

Col	RT (min.)	Exp RT (min.)	Dlt RT (min.)	Response	Cal Amt ng/ul	OnCol Amt ng/ul	Flags
* 14 1-Bromo-2-nitrobenzene							
1	1.402	1.393	0.009	135329308	0.0500	0.0500	
2	1.840	1.834	0.006	154122534	0.0500	0.0500	
5 PCB-1242							
1	2.791	2.788	0.003	37298925	1.00	0.9094	
1	3.349	3.348	0.001	65242119	1.00	0.9095	
1	4.017	4.017	0.000	155261106	1.00	0.9782	
1	4.193	4.191	0.002	68017231	1.00	0.9274	
1	4.507	4.506	0.001	24123046	1.00	0.9005	
		Average of Peak Amounts =				0.9250	
2	4.006	4.003	0.003	46140656	1.00	0.9107	
2	4.576	4.573	0.003	83782569	1.00	0.9102	
2	5.128	5.125	0.003	185977719	1.00	0.9824	
2	5.282	5.279	0.003	81522390	1.00	0.9527	
2	5.558	5.555	0.003	41191573	1.00	0.8973	
		Average of Peak Amounts =				0.9307	
						RPD = 0.61	

Col	RT (min.)	Exp RT (min.)	Dlt RT (min.)	Response	Cal Amt ng/ul	OnCol Amt ng/ul	Flags
11 PCB-1268							M
1	7.402	7.403	-0.001	462740390	1.00	1.00	M
1	7.433	7.433	0.000	475385532	1.00	1.04	
1	7.599	7.600	-0.001	414155186	1.00	1.02	
1	7.906	7.907	-0.001	162016520	1.00	0.9755	
1	8.141	8.141	0.000	1382895049	1.00	1.04	
		Average of Peak Amounts =				1.01	
2	8.371	8.368	0.003	515373395	1.00	1.02	
2	8.408	8.404	0.004	499170587	1.00	1.00	
2	8.606	8.603	0.003	432014137	1.00	1.00	
2	8.831	8.828	0.003	179858297	1.00	0.9798	
2	9.080	9.075	0.005	1465998650	1.00	1.02	
		Average of Peak Amounts =				1.00	
						RPD = 0.84	

QC Flag Legend

Review Flags

M - Manually Integrated

Reagents:

SG42/68@1.0PP_00028 Amount Added: 1.00 Units: mL

Report Date: 01-Oct-2019 08:35:16 Chrom Revision: 2.3 17-Sep-2019 16:19:08

Eurofins TestAmerica, Canton

Data File: \\chromna\Canton\ChromData\A2HP11\20190926-91426.b\P11092614.D

Injection Date:	26-Sep-2019 14:49:19	Instrument ID:	A2HP11	Operator ID:	
Lims ID:	std1 1242 1268			Worklist Smp#:	14
Client ID:					
Injection Vol:	1.0 ul	Dil. Factor:	1.0000	ALS Bottle#:	14
Method:	PCB11 IS	Limit Group:	GC 8082A IS		

Column: CLP-1 0.53mm ID (0.53 mm) Y Scaling: Method Defined: Set to Absolute Y Value

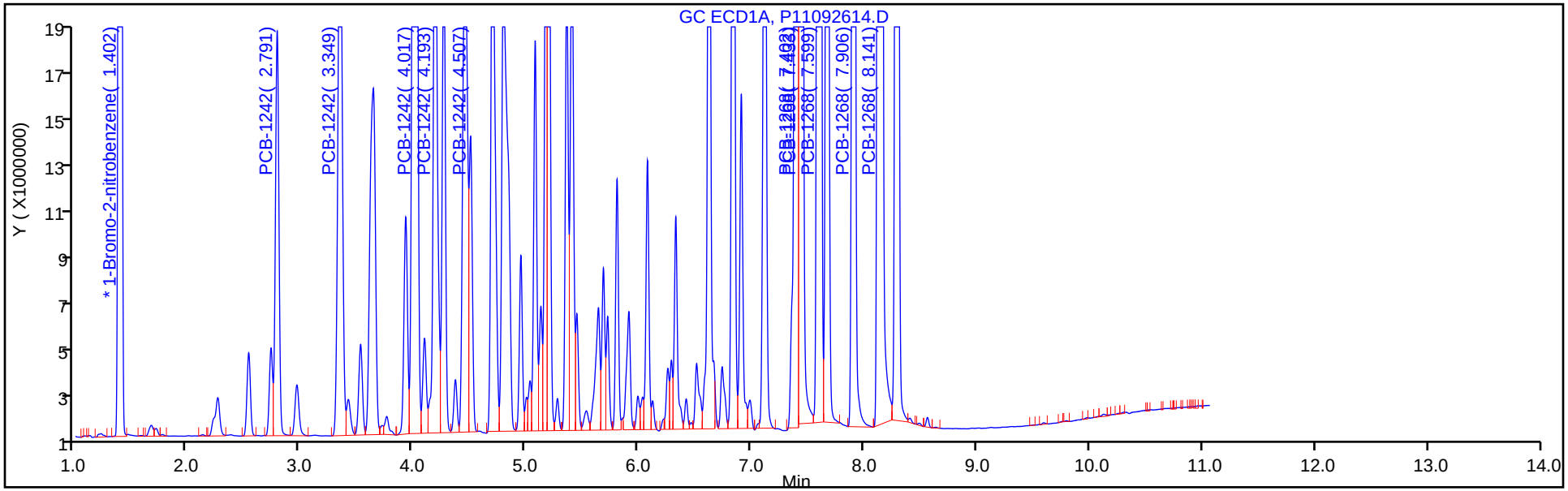

Column: CLP-2 0.53mm ID (0.53 mm) Y Scaling: Method Defined: Set to Absolute Y Value

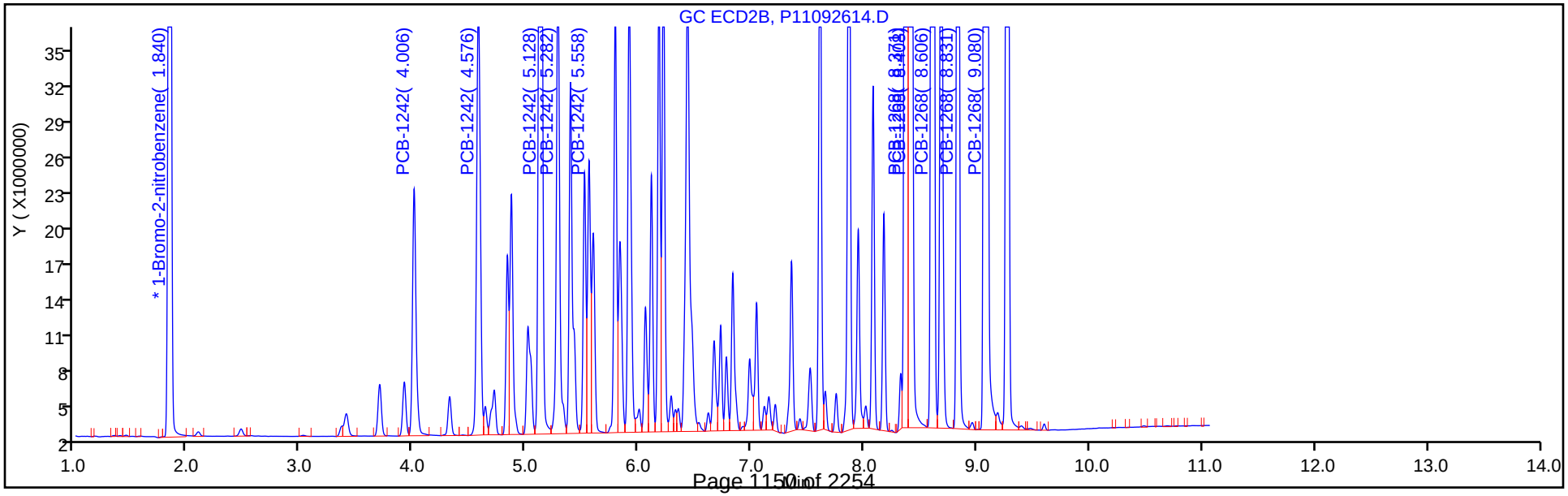

Eurofins TestAmerica, Canton
Target Compound Quantitation Report

Data File: \\chromna\Canton\ChromData\A2HP11\20190926-91426.b\P11092615.D
Lims ID: std15 1242 1268
Client ID:
Sample Type: IC Calib Level: 6
Inject. Date: 26-Sep-2019 15:03:57 ALS Bottle#: 15 Worklist Smp#: 15
Injection Vol: 1.0 ul Dil. Factor: 1.0000
Sample Info: 240-0091426-015
Operator ID: Instrument ID: A2HP11
Sublist: chrom-PCB11 IS*sub4

Method: \\chromna\Canton\ChromData\A2HP11\20190926-91426.b\PCB11 IS.m
Limit Group: GC 8082A IS
Last Update: 01-Oct-2019 08:35:19 Calib Date: 26-Sep-2019 19:27:31
Integrator: Falcon
Quant Method: Internal Standard Quant By: Initial Calibration
Last ICal File: \\chromna\Canton\ChromData\A2HP11\20190926-91426.b\P11092633.D

Column 1 : CLP-1 0.53mm ID (0.53 mm) Det: GC ECD1A
Column 2 : CLP-2 0.53mm ID (0.53 mm) Det: GC ecd2b
Process Host: CTX0305

First Level Reviewer: hassl Date: 27-Sep-2019 13:36:23

Col	RT (min.)	Exp RT (min.)	Dlt RT (min.)	Response	Cal Amt ng/ul	OnCol Amt ng/ul	Flags
* 14 1-Bromo-2-nitrobenzene							
1	1.399	1.393	0.006	123274787	0.0500	0.0500	
2	1.838	1.834	0.004	140261271	0.0500	0.0500	
5 PCB-1242							
1	2.790	2.788	0.002	49441599	1.50	1.32	
1	3.349	3.348	0.001	87162370	1.50	1.33	
1	4.016	4.017	-0.001	209193163	1.50	1.45	
1	4.193	4.191	0.002	91541865	1.50	1.37	
1	4.506	4.506	0.000	32984388	1.50	1.35	
		Average of Peak Amounts =				1.37	
2	4.005	4.003	0.002	61592105	1.50	1.34	
2	4.575	4.573	0.002	110946710	1.50	1.32	
2	5.128	5.125	0.003	250293282	1.50	1.45	
2	5.282	5.279	0.003	109487841	1.50	1.41	
2	5.558	5.555	0.003	55678648	1.50	1.33	
		Average of Peak Amounts =				1.37	
						RPD = 0.38	

Col	RT (min.)	Exp RT (min.)	Dlt RT (min.)	Response	Cal Amt ng/ul	OnCol Amt ng/ul	Flags
11 PCB-1268							M
1	7.403	7.403	0.000	656006311	1.50	1.55	M
1	7.433	7.433	0.000	624773310	1.50	1.49	M
1	7.600	7.600	0.000	561184307	1.50	1.52	M
1	7.907	7.907	0.000	221508679	1.50	1.46	M
1	8.141	8.141	0.000	1896796931	1.50	1.56	M
		Average of Peak Amounts =				1.52	
2	8.371	8.368	0.003	693422741	1.50	1.50	
2	8.408	8.404	0.004	671422463	1.50	1.48	
2	8.607	8.603	0.004	582458334	1.50	1.48	
2	8.831	8.828	0.003	241376212	1.50	1.44	
2	9.079	9.075	0.004	2013523912	1.50	1.55	
		Average of Peak Amounts =				1.49	
						RPD = 1.76	

QC Flag Legend

Review Flags

M - Manually Integrated

Reagents:

SG4268@1.5PPM_00007 Amount Added: 1.00 Units: mL

Report Date: 01-Oct-2019 08:35:20 Chrom Revision: 2.3 17-Sep-2019 16:19:08

Eurofins TestAmerica, Canton

Data File: \\chromna\Canton\ChromData\A2HP11\20190926-91426.b\P11092615.D

Injection Date: 26-Sep-2019 15:03:57 Instrument ID: A2HP11 Operator ID:

Lims ID: std15 1242 1268 Worklist Smp#: 15

Client ID:

Injection Vol: 1.0 ul Dil. Factor: 1.0000 ALS Bottle#: 15

Method: PCB11 IS Limit Group: GC 8082A IS

Column: CLP-1 0.53mm ID (0.53 mm) Y Scaling: Method Defined: Set to Absolute Y Value

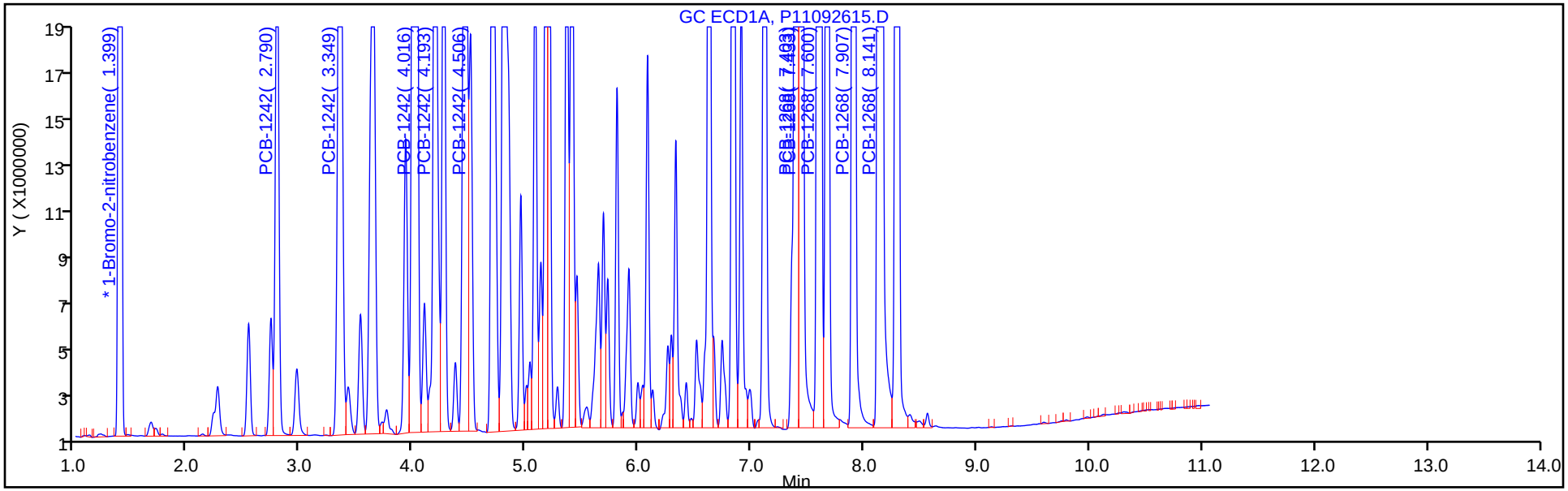

Column: CLP-2 0.53mm ID (0.53 mm) Y Scaling: Method Defined: Set to Absolute Y Value

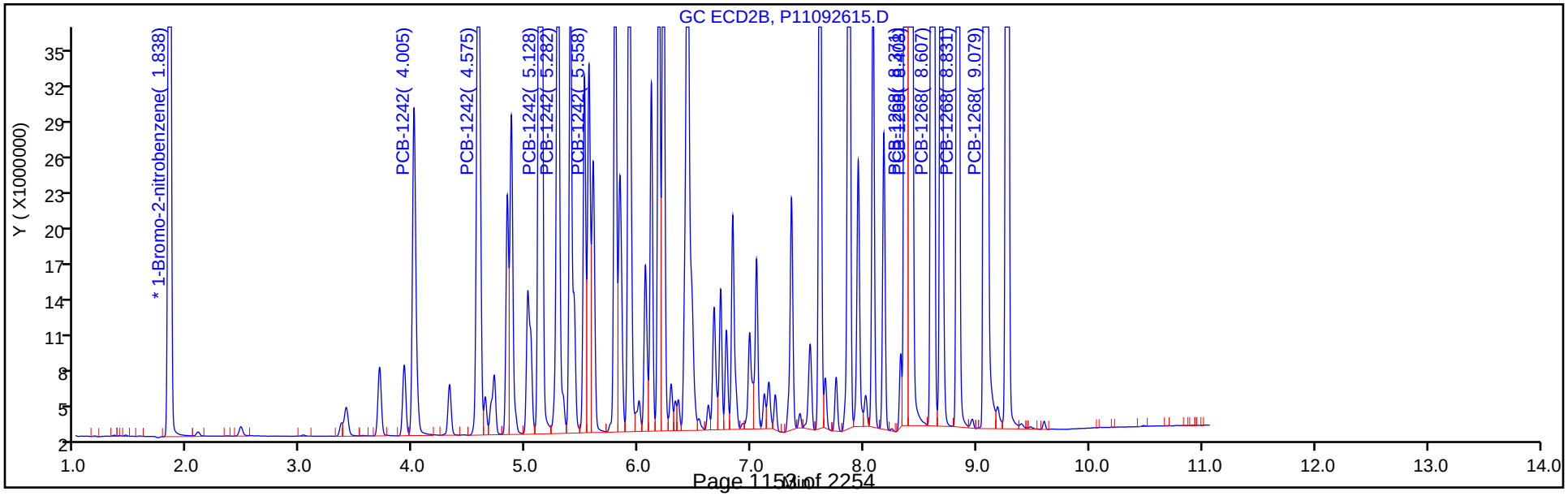

FORM VI
PCBS BY INTERNAL STANDARD - INITIAL CALIBRATION DATA
CURVE EVALUATION

Lab Name: Eurofins TestAmerica, Canton Job No.: 240-124062-1 Analy Batch No.: 402587

SDG No.:

Instrument ID: A2HP11 GC Column: CLP-1 (0.53 ID: 0.53(mm) Heated Purge: (Y/N) N

Calibration Start Date: 09/26/2019 15:18 Calibration End Date: 09/26/2019 16:31 Calibration ID: 53477

Calibration Files:

LEVEL:	LAB SAMPLE ID:	LAB FILE ID:
Level 1	STD005 240-402587/16	P11092616.D
Level 2	STD01 240-402587/17	P11092617.D
Level 3	STD02 240-402587/18	P11092618.D
Level 4	STD05 240-402587/19	P11092619.D
Level 5	STD1 240-402587/20	P11092620.D
Level 6	STD15 240-402587/21	P11092621.D

ANALYTE	RRF					CURVE TYPE	COEFFICIENT			#	MIN RRF	%RSD	#	MAX %RSD	R^2 OR COD	#	MIN R^2 OR COD
	LVL 1 LVL 6	LVL 2	LVL 3	LVL 4	LVL 5		B	M1	M2								
PCB-1248 Peak 1	0.0174 0.0135	0.0168	0.0154	0.0135	0.0137	Ave		0.0151				11.8		20.0			
PCB-1248 Peak 2	0.0449 0.0373	0.0418	0.0405	0.0356	0.0373	Ave		0.0396				8.7		20.0			
PCB-1248 Peak 3	0.0336 0.0306	0.0310	0.0312	0.0280	0.0301	Ave		0.0307				5.8		20.0			
PCB-1248 Peak 4	0.0215 0.0195	0.0195	0.0205	0.0182	0.0194	Ave		0.0198				5.6		20.0			
PCB-1248 Peak 5	0.0135 0.0139	0.0128	0.0133	0.0124	0.0135	Ave		0.0132				4.0		20.0			

Note: The M1 coefficient is the same as Ave RRF for an Ave curve type.

FORM VI
PCBS BY INTERNAL STANDARD - INITIAL CALIBRATION DATA
RESPONSE AND CONCENTRATION

Lab Name: Eurofins TestAmerica, Canton Job No.: 240-124062-1 Analy Batch No.: 402587

SDG No.:

Instrument ID: A2HP11 GC Column: CLP-1 (0.53 ID: 0.53(mm) Heated Purge: (Y/N) N

Calibration Start Date: 09/26/2019 15:18 Calibration End Date: 09/26/2019 16:31 Calibration ID: 53477

Calibration Files:

LEVEL:	LAB SAMPLE ID:	LAB FILE ID:
Level 1	STD005 240-402587/16	P11092616.D
Level 2	STD01 240-402587/17	P11092617.D
Level 3	STD02 240-402587/18	P11092618.D
Level 4	STD05 240-402587/19	P11092619.D
Level 5	STD1 240-402587/20	P11092620.D
Level 6	STD15 240-402587/21	P11092621.D

ANALYTE	IS REF	CURVE TYPE	RESPONSE					CONCENTRATION (NG/UL)				
			LVL 1 LVL 6	LVL 2	LVL 3	LVL 4	LVL 5	LVL 1 LVL 6	LVL 2	LVL 3	LVL 4	LVL 5
PCB-1248 Peak 1	BNB	Ave	2142634 50180011	4081750	8021775	16964838	33067423	0.0500 1.50	0.100	0.200	0.500	1.00
PCB-1248 Peak 2	BNB	Ave	5511320 139186283	10151938	21087805	44918154	89754535	0.0500 1.50	0.100	0.200	0.500	1.00
PCB-1248 Peak 3	BNB	Ave	4121361 114057483	7527757	16230234	35334321	72346467	0.0500 1.50	0.100	0.200	0.500	1.00
PCB-1248 Peak 4	BNB	Ave	2636492 72867896	4744549	10697046	22959369	46643628	0.0500 1.50	0.100	0.200	0.500	1.00
PCB-1248 Peak 5	BNB	Ave	1654466 51895646	3118195	6917409	15692191	32552661	0.0500 1.50	0.100	0.200	0.500	1.00

Curve Type Legend:
Ave = Average ISTD

Eurofins TestAmerica, Canton
Target Compound Quantitation Report

Data File: \\chromna\Canton\ChromData\A2HP11\20190926-91426.b\P11092616.D
Lims ID: std005 1248
Client ID:
Sample Type: IC Calib Level: 1
Inject. Date: 26-Sep-2019 15:18:36 ALS Bottle#: 16 Worklist Smp#: 16
Injection Vol: 1.0 ul Dil. Factor: 1.0000
Sample Info: 240-0091426-016
Operator ID: Instrument ID: A2HP11
Sublist: chrom-PCB11 IS*sub5

Method: \\chromna\Canton\ChromData\A2HP11\20190926-91426.b\PCB11 IS.m
Limit Group: GC 8082A IS
Last Update: 01-Oct-2019 08:35:23 Calib Date: 26-Sep-2019 19:27:31
Integrator: Falcon
Quant Method: Internal Standard Quant By: Initial Calibration
Last ICal File: \\chromna\Canton\ChromData\A2HP11\20190926-91426.b\P11092633.D

Column 1 : CLP-1 0.53mm ID (0.53 mm) Det: GC ECD1A
Column 2 : CLP-2 0.53mm ID (0.53 mm) Det: GC ecd2b
Process Host: CTX0305

First Level Reviewer: hassl Date: 27-Sep-2019 07:36:17

Col	RT (min.)	Exp RT (min.)	Dlt RT (min.)	Response	Cal Amt ng/ul	OnCol Amt ng/ul	Flags
* 14 1-Bromo-2-nitrobenzene							
1	1.395	1.393	0.001	122839212	0.0500	0.0500	
2	1.834	1.834	0.000	139229020	0.0500	0.0500	
7 PCB-1248							
1	3.345	3.345	0.000	2142634	0.0500	0.0579	
1	4.700	4.700	0.000	5511320	0.0500	0.0567	
1	5.407	5.407	0.000	4121361	0.0500	0.0546	
1	5.806	5.806	0.000	2636492	0.0500	0.0543	
1	6.327	6.327	0.000	1654466	0.0500	0.0508	
		Average of Peak Amounts =				0.0549	
2	4.571	4.571	0.000	2927513	0.0500	0.0605	
2	5.123	5.123	0.000	6245510	0.0500	0.0548	
2	5.912	5.912	0.000	5756527	0.0500	0.0542	
2	6.216	6.216	0.000	6256381	0.0500	0.0540	
2	6.831	6.831	0.000	3579202	0.0500	0.0557	
		Average of Peak Amounts =				0.0559	
						RPD = 1.80	

Reagents:

SG1248@.05ppm_00027 Amount Added: 1.00 Units: mL

Report Date: 01-Oct-2019 08:35:24 Chrom Revision: 2.3 17-Sep-2019 16:19:08

Eurofins TestAmerica, Canton

Data File: \\chromna\Canton\ChromData\A2HP11\20190926-91426.b\P11092616.D

Injection Date:	26-Sep-2019 15:18:36	Instrument ID:	A2HP11	Operator ID:	
Lims ID:	std005 1248			Worklist Smp#:	16
Client ID:					
Injection Vol:	1.0 ul	Dil. Factor:	1.0000	ALS Bottle#:	16
Method:	PCB11 IS	Limit Group:	GC 8082A IS		

Column: CLP-1 0.53mm ID (0.53 mm) Y Scaling: Method Defined: Set to Absolute Y Value

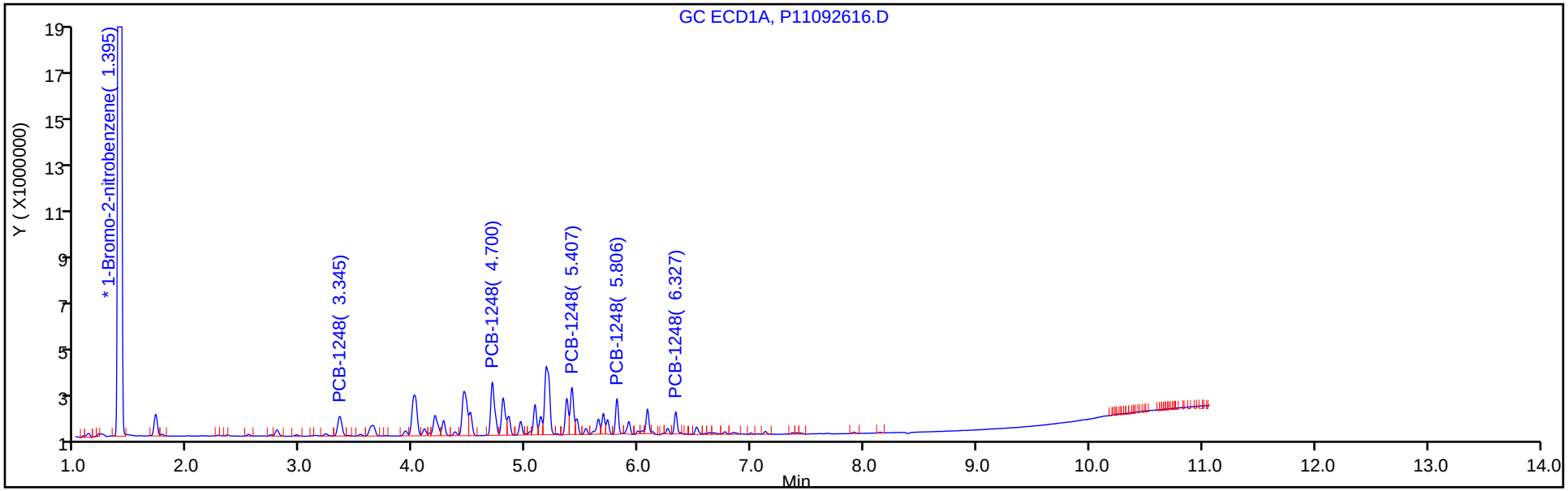

Column: CLP-2 0.53mm ID (0.53 mm) Y Scaling: Method Defined: Set to Absolute Y Value

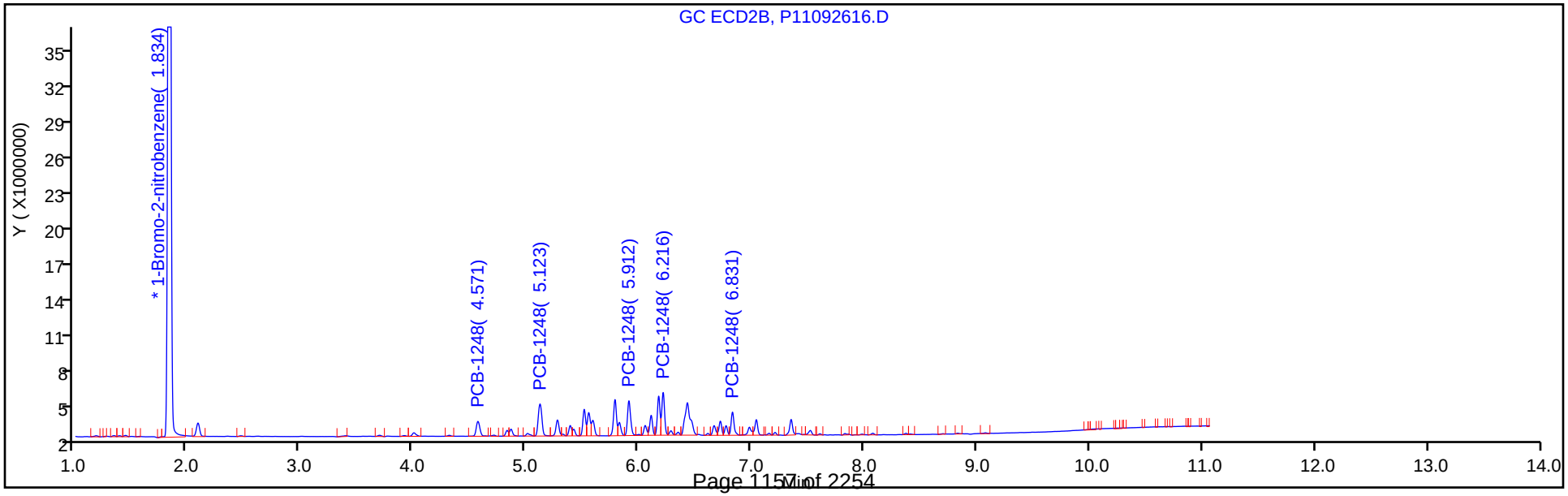

Eurofins TestAmerica, Canton
Target Compound Quantitation Report

Data File: \\chromna\Canton\ChromData\A2HP11\20190926-91426.b\P11092617.D
Lims ID: std01 1248
Client ID:
Sample Type: IC Calib Level: 2
Inject. Date: 26-Sep-2019 15:33:13 ALS Bottle#: 17 Worklist Smp#: 17
Injection Vol: 1.0 ul Dil. Factor: 1.0000
Sample Info: 240-0091426-017
Operator ID: Instrument ID: A2HP11
Sublist: chrom-PCB11 IS*sub5

Method: \\chromna\Canton\ChromData\A2HP11\20190926-91426.b\PCB11 IS.m
Limit Group: GC 8082A IS
Last Update: 01-Oct-2019 08:35:26 Calib Date: 26-Sep-2019 19:27:31
Integrator: Falcon
Quant Method: Internal Standard Quant By: Initial Calibration
Last ICal File: \\chromna\Canton\ChromData\A2HP11\20190926-91426.b\P11092633.D

Column 1 : CLP-1 0.53mm ID (0.53 mm) Det: GC ECD1A
Column 2 : CLP-2 0.53mm ID (0.53 mm) Det: GC ecd2b
Process Host: CTX0305

First Level Reviewer: hassl Date: 27-Sep-2019 09:19:49

Col	RT (min.)	Exp RT (min.)	Dlt RT (min.)	Response	Cal Amt ng/ul	OnCol Amt ng/ul	Flags
* 14 1-Bromo-2-nitrobenzene							
1	1.392	1.393	-0.001	121408781	0.0500	0.0500	
2	1.834	1.834	0.000	137473560	0.0500	0.0500	
7 PCB-1248							
1	3.346	3.345	0.001	4081750	0.1000	0.1117	
1	4.701	4.700	0.001	10151938	0.1000	0.1057	
1	5.407	5.407	0.000	7527757	0.1000	0.1009	
1	5.806	5.806	0.000	4744549	0.1000	0.0988	
1	6.327	6.327	0.000	3118195	0.1000	0.0969	
		Average of Peak Amounts =				0.1028	
2	4.575	4.571	0.004	5276697	0.1000	0.1104	
2	5.126	5.123	0.003	11573536	0.1000	0.1028	
2	5.914	5.912	0.002	10851110	0.1000	0.1035	
2	6.218	6.216	0.002	11847310	0.1000	0.1036	
2	6.834	6.831	0.003	6764279	0.1000	0.1067	
		Average of Peak Amounts =				0.1054	
						RPD = 2.53	

Reagents:

SG1248@0.1PPM_00030 Amount Added: 1.00 Units: mL

Report Date: 01-Oct-2019 08:35:27 Chrom Revision: 2.3 17-Sep-2019 16:19:08

Eurofins TestAmerica, Canton

Data File: \\chromna\Canton\ChromData\A2HP11\20190926-91426.b\P11092617.D

Injection Date: 26-Sep-2019 15:33:13 Instrument ID: A2HP11 Operator ID:

Lims ID: std01 1248 Worklist Smp#: 17

Client ID:

Injection Vol: 1.0 ul Dil. Factor: 1.0000 ALS Bottle#: 17

Method: PCB11 IS Limit Group: GC 8082A IS

Column: CLP-1 0.53mm ID (0.53 mm) Y Scaling: Method Defined: Set to Absolute Y Value

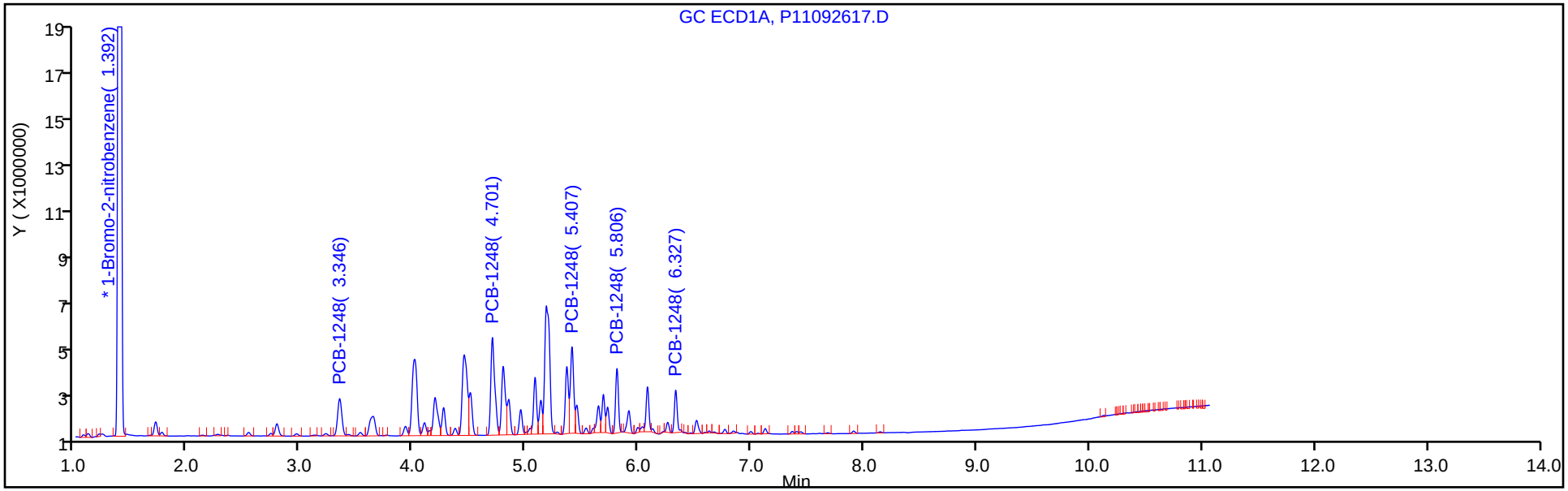

Column: CLP-2 0.53mm ID (0.53 mm) Y Scaling: Method Defined: Set to Absolute Y Value

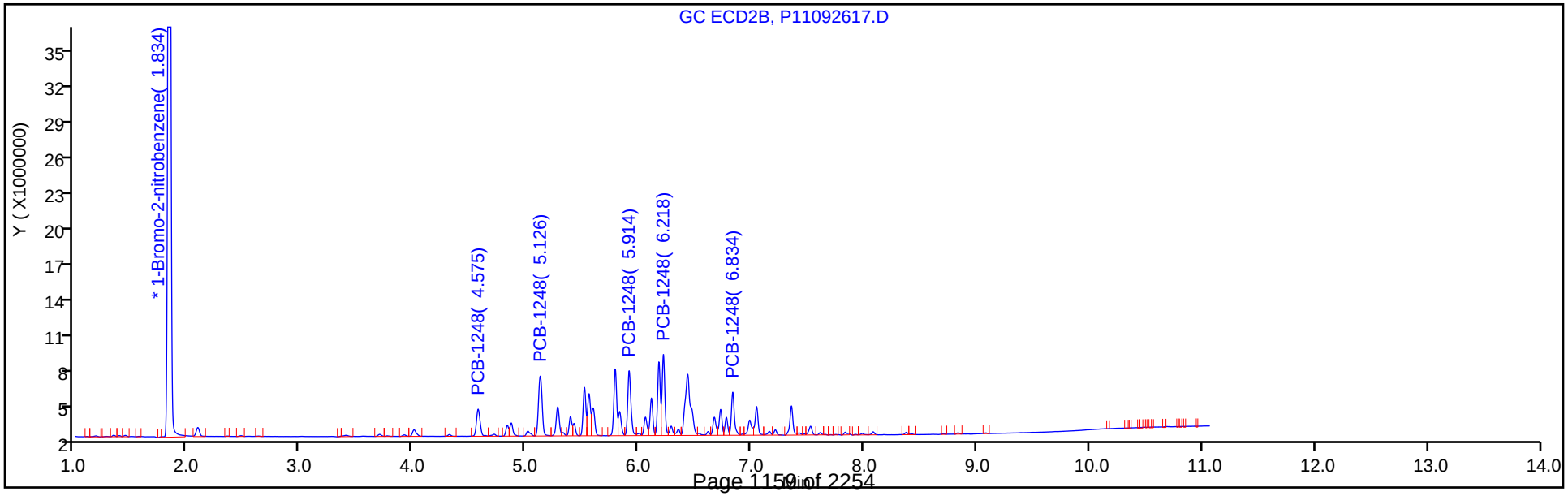

Eurofins TestAmerica, Canton
Target Compound Quantitation Report

Data File: \\chromna\Canton\ChromData\A2HP11\20190926-91426.b\P11092618.D
Lims ID: std02 1248
Client ID:
Sample Type: IC Calib Level: 3
Inject. Date: 26-Sep-2019 15:47:51 ALS Bottle#: 18 Worklist Smp#: 18
Injection Vol: 1.0 ul Dil. Factor: 1.0000
Sample Info: 240-0091426-018
Operator ID: Instrument ID: A2HP11
Sublist: chrom-PCB11 IS*sub5

Method: \\chromna\Canton\ChromData\A2HP11\20190926-91426.b\PCB11 IS.m
Limit Group: GC 8082A IS
Last Update: 01-Oct-2019 08:35:29 Calib Date: 26-Sep-2019 19:27:31
Integrator: Falcon
Quant Method: Internal Standard Quant By: Initial Calibration
Last ICal File: \\chromna\Canton\ChromData\A2HP11\20190926-91426.b\P11092633.D

Column 1 : CLP-1 0.53mm ID (0.53 mm) Det: GC ECD1A
Column 2 : CLP-2 0.53mm ID (0.53 mm) Det: GC ecd2b
Process Host: CTX0305

First Level Reviewer: hassl Date: 27-Sep-2019 07:09:04

Col	RT (min.)	Exp RT (min.)	Dlt RT (min.)	Response	Cal Amt ng/ul	OnCol Amt ng/ul	Flags
* 14 1-Bromo-2-nitrobenzene							
1	1.393	1.393	0.000	130137789	0.0500	0.0500	
2	1.834	1.834	0.000	147098639	0.0500	0.0500	
7 PCB-1248							
1	3.347	3.345	0.002	8021775	0.2000	0.2048	
1	4.701	4.700	0.001	21087805	0.2000	0.2047	
1	5.406	5.407	-0.001	16230234	0.2000	0.2029	
1	5.806	5.806	0.000	10697046	0.2000	0.2078	
1	6.328	6.327	0.001	6917409	0.2000	0.2006	
		Average of Peak Amounts =				0.2042	
2	4.573	4.571	0.002	10648602	0.2000	0.2083	
2	5.125	5.123	0.002	24589234	0.2000	0.2042	
2	5.913	5.912	0.001	23085263	0.2000	0.2058	
2	6.217	6.216	0.001	25122474	0.2000	0.2054	
2	6.832	6.831	0.001	14051994	0.2000	0.2071	
		Average of Peak Amounts =				0.2061	
						RPD = 0.97	

Reagents:

SG1248@0.2ppm_00026 Amount Added: 1.00 Units: mL

Report Date: 01-Oct-2019 08:35:30 Chrom Revision: 2.3 17-Sep-2019 16:19:08

Eurofins TestAmerica, Canton

Data File: \\chromna\Canton\ChromData\A2HP11\20190926-91426.b\P11092618.D

Injection Date:	26-Sep-2019 15:47:51	Instrument ID:	A2HP11	Operator ID:	
Lims ID:	std02 1248			Worklist Smp#:	18
Client ID:					
Injection Vol:	1.0 ul	Dil. Factor:	1.0000	ALS Bottle#:	18
Method:	PCB11 IS	Limit Group:	GC 8082A IS		

Column: CLP-1 0.53mm ID (0.53 mm) Y Scaling: Method Defined: Set to Absolute Y Value

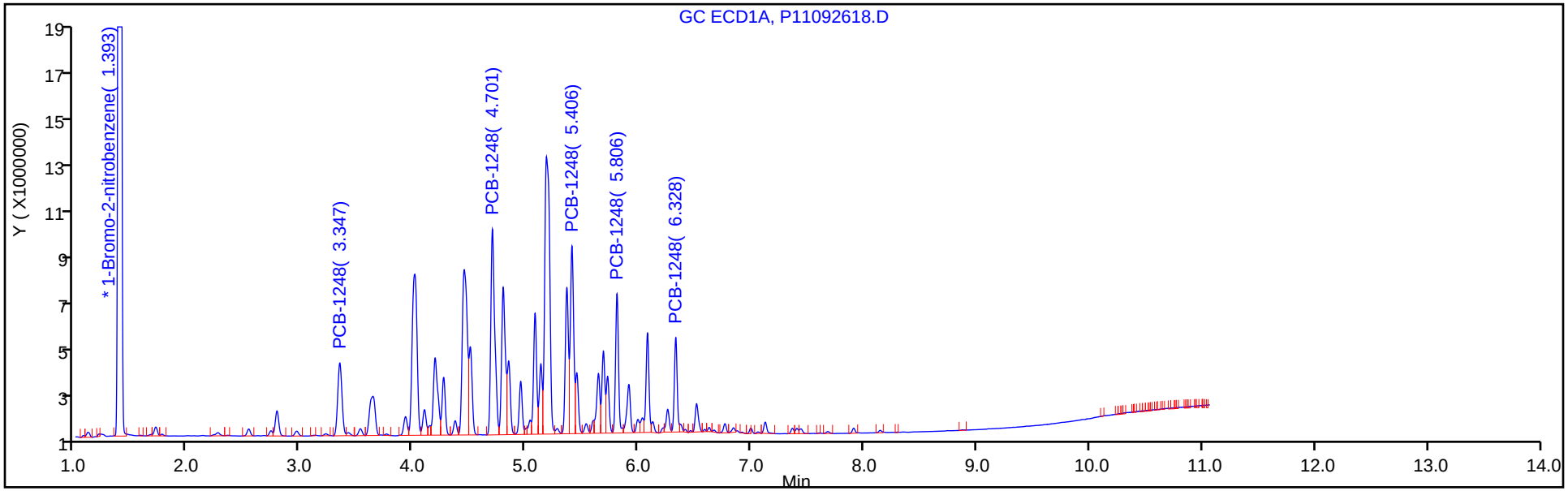

Column: CLP-2 0.53mm ID (0.53 mm) Y Scaling: Method Defined: Set to Absolute Y Value

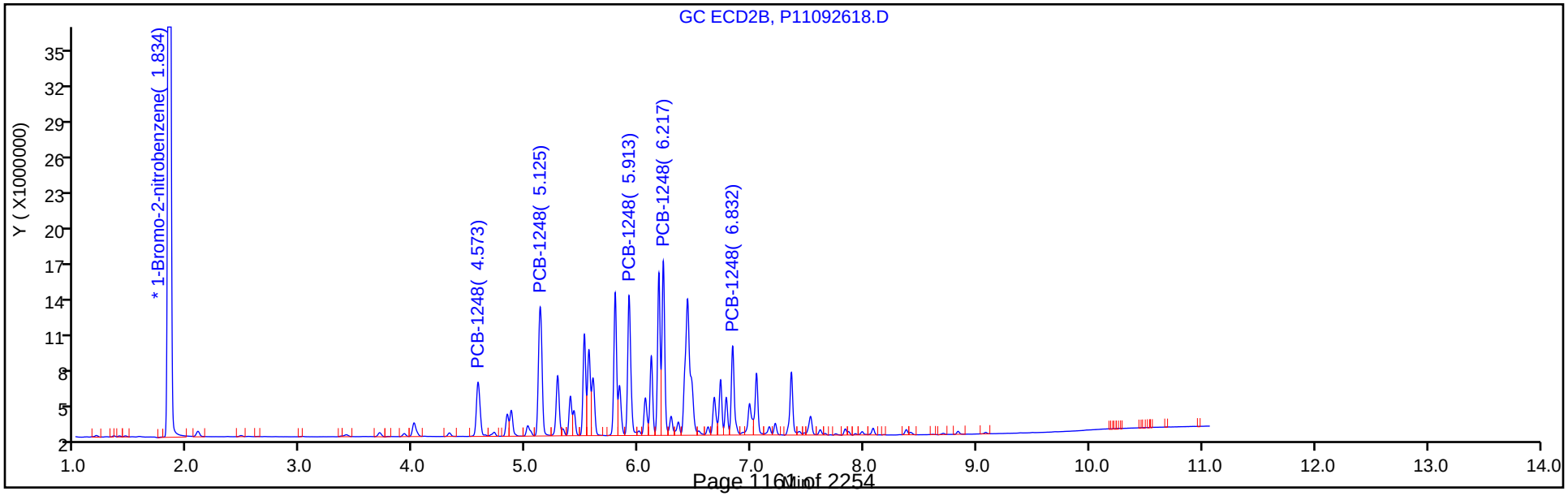

Eurofins TestAmerica, Canton
Target Compound Quantitation Report

Data File: \\chromna\Canton\ChromData\A2HP11\20190926-91426.b\P11092619.D
Lims ID: std05 1248
Client ID:
Sample Type: IC Calib Level: 4
Inject. Date: 26-Sep-2019 16:02:29 ALS Bottle#: 19 Worklist Smp#: 19
Injection Vol: 1.0 ul Dil. Factor: 1.0000
Sample Info: 240-0091426-019
Operator ID: Instrument ID: A2HP11
Sublist: chrom-PCB11 IS*sub5

Method: \\chromna\Canton\ChromData\A2HP11\20190926-91426.b\PCB11 IS.m
Limit Group: GC 8082A IS
Last Update: 01-Oct-2019 08:35:32 Calib Date: 26-Sep-2019 19:27:31
Integrator: Falcon
Quant Method: Internal Standard Quant By: Initial Calibration
Last ICal File: \\chromna\Canton\ChromData\A2HP11\20190926-91426.b\P11092633.D

Column 1 : CLP-1 0.53mm ID (0.53 mm) Det: GC ECD1A
Column 2 : CLP-2 0.53mm ID (0.53 mm) Det: GC ecd2b
Process Host: CTX0305

First Level Reviewer: hassl Date: 27-Sep-2019 09:20:17

Col	RT (min.)	Exp RT (min.)	Dlt RT (min.)	Response	Cal Amt ng/ul	OnCol Amt ng/ul	Flags
* 14 1-Bromo-2-nitrobenzene							
1	1.392	1.393	-0.001	126121740	0.0500	0.0500	
2	1.834	1.834	0.000	141414768	0.0500	0.0500	
7 PCB-1248							
1	3.345	3.345	0.000	16964838	0.5000	0.4468	
1	4.701	4.700	0.001	44918154	0.5000	0.4500	
1	5.407	5.407	0.000	35334321	0.5000	0.4558	
1	5.806	5.806	0.000	22959369	0.5000	0.4601	
1	6.328	6.327	0.001	15692191	0.5000	0.4696	
		Average of Peak Amounts =				0.4565	
2	4.573	4.571	0.002	21914822	0.5000	0.4458	
2	5.125	5.123	0.002	52861936	0.5000	0.4565	
2	5.913	5.912	0.001	49287528	0.5000	0.4571	
2	6.217	6.216	0.001	54244076	0.5000	0.4613	
2	6.832	6.831	0.001	29560464	0.5000	0.4532	
		Average of Peak Amounts =				0.4548	
						RPD = 0.37	

Reagents:

SG1248@0.5ppm_00040 Amount Added: 1.00 Units: mL

Report Date: 01-Oct-2019 08:35:33 Chrom Revision: 2.3 17-Sep-2019 16:19:08

Eurofins TestAmerica, Canton

Data File: \\chromna\Canton\ChromData\A2HP11\20190926-91426.b\P11092619.D

Injection Date:	26-Sep-2019 16:02:29	Instrument ID:	A2HP11	Operator ID:	
Lims ID:	std05 1248			Worklist Smp#:	19
Client ID:					
Injection Vol:	1.0 ul	Dil. Factor:	1.0000	ALS Bottle#:	19
Method:	PCB11 IS	Limit Group:	GC 8082A IS		

Column: CLP-1 0.53mm ID (0.53 mm) Y Scaling: Method Defined: Set to Absolute Y Value

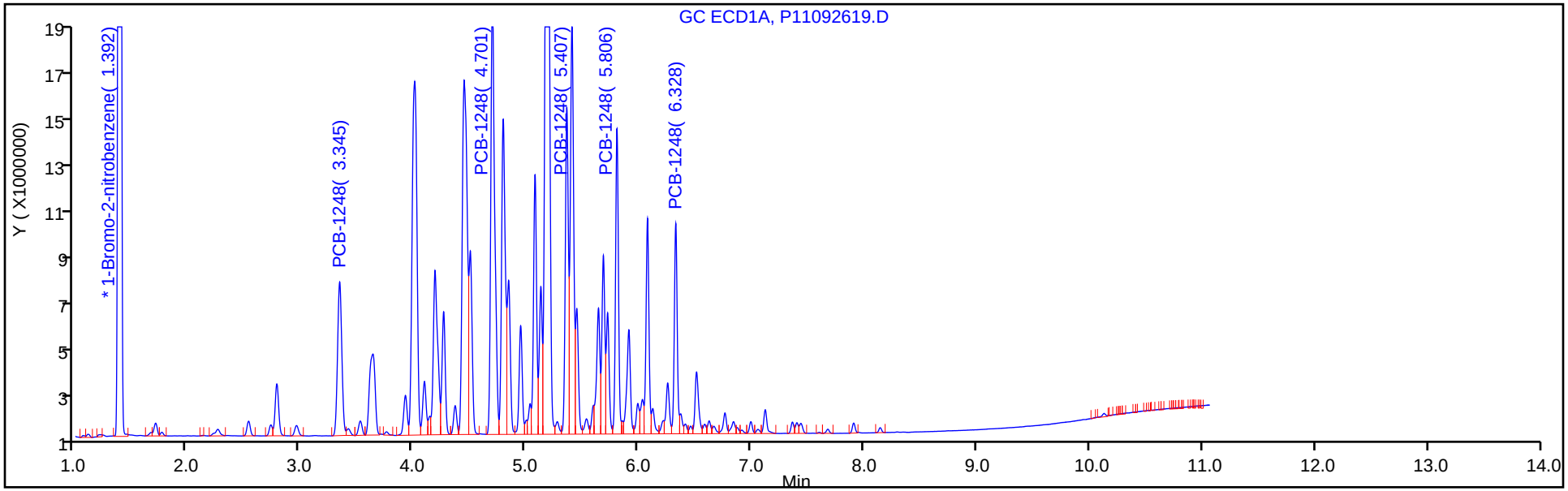

Column: CLP-2 0.53mm ID (0.53 mm) Y Scaling: Method Defined: Set to Absolute Y Value

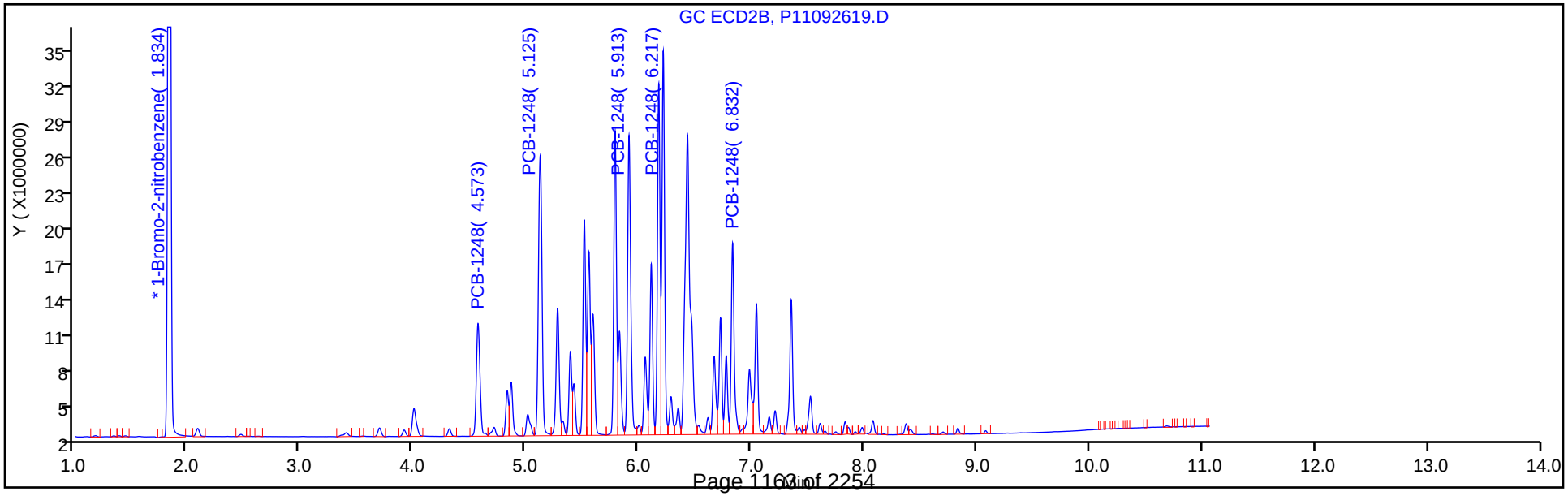

Eurofins TestAmerica, Canton
Target Compound Quantitation Report

Data File: \\chromna\Canton\ChromData\A2HP11\20190926-91426.b\P11092620.D
Lims ID: std1 1248
Client ID:
Sample Type: IC Calib Level: 5
Inject. Date: 26-Sep-2019 16:17:13 ALS Bottle#: 20 Worklist Smp#: 20
Injection Vol: 1.0 ul Dil. Factor: 1.0000
Sample Info: 240-0091426-020
Operator ID: Instrument ID: A2HP11
Sublist: chrom-PCB11 IS*sub5

Method: \\chromna\Canton\ChromData\A2HP11\20190926-91426.b\PCB11 IS.m
Limit Group: GC 8082A IS
Last Update: 01-Oct-2019 08:35:36 Calib Date: 26-Sep-2019 19:27:31
Integrator: Falcon
Quant Method: Internal Standard Quant By: Initial Calibration
Last ICal File: \\chromna\Canton\ChromData\A2HP11\20190926-91426.b\P11092633.D

Column 1 : CLP-1 0.53mm ID (0.53 mm) Det: GC ECD1A
Column 2 : CLP-2 0.53mm ID (0.53 mm) Det: GC ecd2b
Process Host: CTX0305

First Level Reviewer: hassl Date: 27-Sep-2019 09:20:32

Col	RT (min.)	Exp RT (min.)	Dlt RT (min.)	Response	Cal Amt ng/ul	OnCol Amt ng/ul	Flags
* 14 1-Bromo-2-nitrobenzene							
1	1.395	1.393	0.001	120255364	0.0500	0.0500	
2	1.835	1.834	0.000	135946004	0.0500	0.0500	
7 PCB-1248							
1	3.345	3.345	0.000	33067423	1.00	0.9134	
1	4.701	4.700	0.001	89754535	1.00	0.9430	
1	5.406	5.407	-0.001	72346467	1.00	0.9787	
1	5.806	5.806	0.000	46643628	1.00	0.9804	
1	6.328	6.327	0.001	32552661	1.00	1.02	
		Average of Peak Amounts =				0.9674	
2	4.571	4.571	0.000	41896818	1.00	0.8867	
2	5.125	5.123	0.002	107980046	1.00	0.9700	
2	5.911	5.912	-0.001	100291562	1.00	0.9675	
2	6.215	6.216	-0.001	108992070	1.00	0.9641	
2	6.830	6.831	-0.001	58458630	1.00	0.9322	
		Average of Peak Amounts =				0.9441	
						RPD = 2.44	

Reagents:

SG1248@1.0ppm_00030 Amount Added: 1.00 Units: mL

Report Date: 01-Oct-2019 08:35:37 Chrom Revision: 2.3 17-Sep-2019 16:19:08

Eurofins TestAmerica, Canton

Data File: \\chromna\Canton\ChromData\A2HP11\20190926-91426.b\P11092620.D

Injection Date:	26-Sep-2019 16:17:13	Instrument ID:	A2HP11	Operator ID:	
Lims ID:	std1 1248			Worklist Smp#:	20
Client ID:					
Injection Vol:	1.0 ul	Dil. Factor:	1.0000	ALS Bottle#:	20
Method:	PCB11 IS	Limit Group:	GC 8082A IS		

Column: CLP-1 0.53mm ID (0.53 mm) Y Scaling: Method Defined: Set to Absolute Y Value

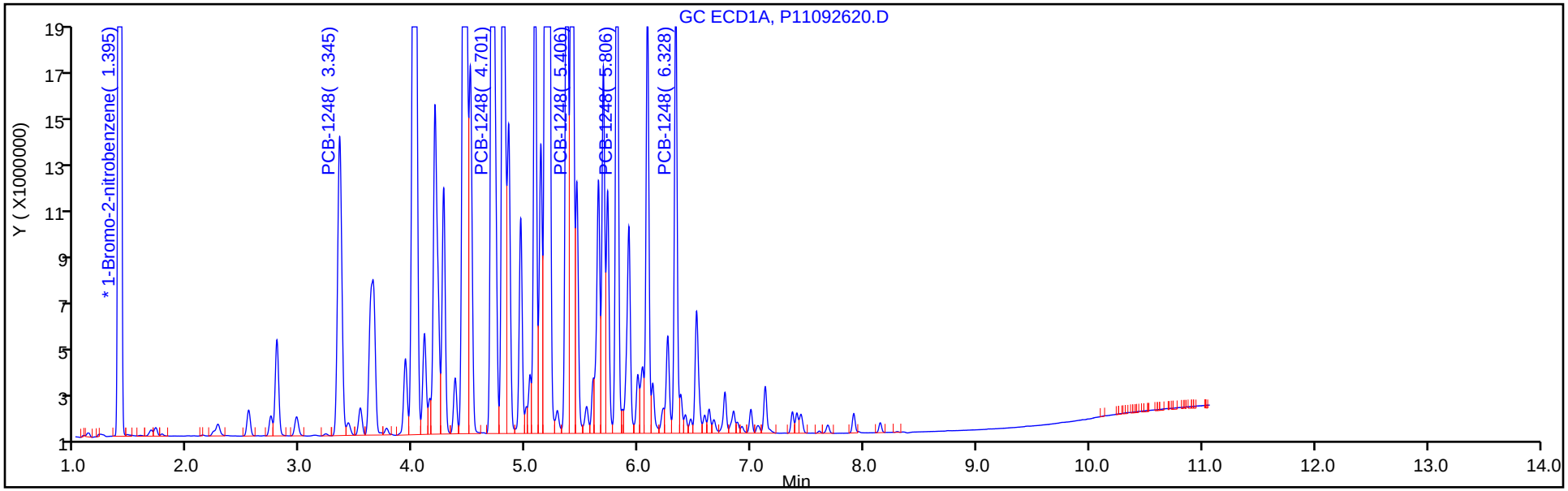

Column: CLP-2 0.53mm ID (0.53 mm) Y Scaling: Method Defined: Set to Absolute Y Value

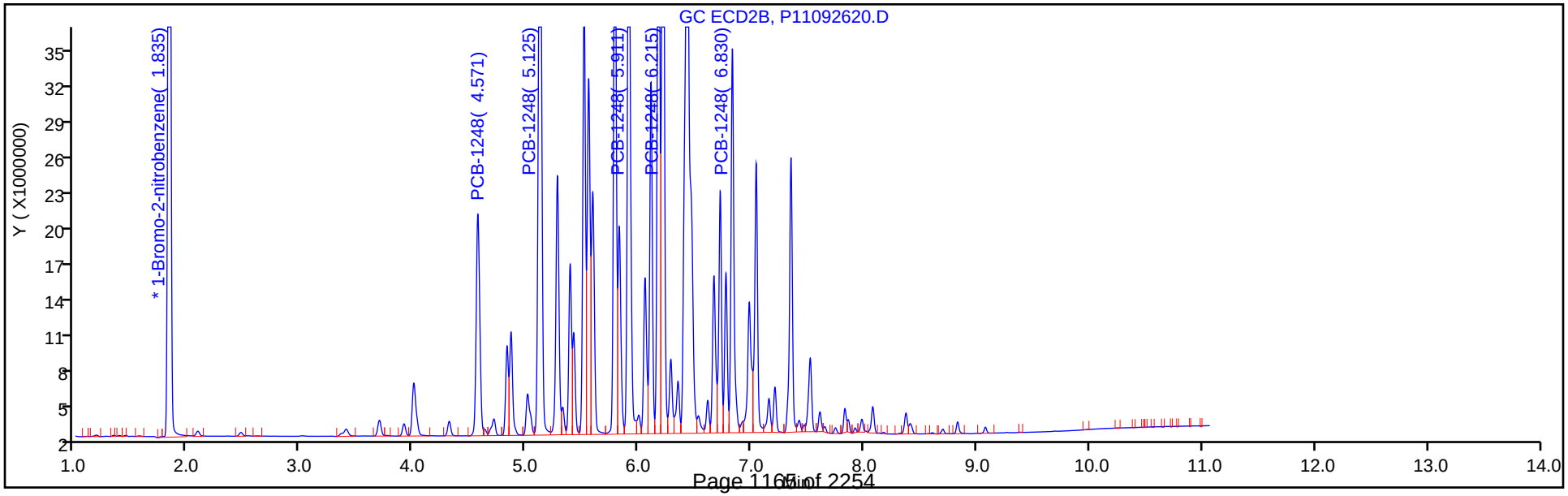

Eurofins TestAmerica, Canton
Target Compound Quantitation Report

Data File: \\chromna\Canton\ChromData\A2HP11\20190926-91426.b\P11092621.D
Lims ID: std15 1248
Client ID:
Sample Type: IC Calib Level: 6
Inject. Date: 26-Sep-2019 16:31:53 ALS Bottle#: 21 Worklist Smp#: 21
Injection Vol: 1.0 ul Dil. Factor: 1.0000
Sample Info: 240-0091426-021
Operator ID: Instrument ID: A2HP11
Sublist: chrom-PCB11 IS*sub5

Method: \\chromna\Canton\ChromData\A2HP11\20190926-91426.b\PCB11 IS.m
Limit Group: GC 8082A IS
Last Update: 01-Oct-2019 08:35:39 Calib Date: 26-Sep-2019 19:27:31
Integrator: Falcon
Quant Method: Internal Standard Quant By: Initial Calibration
Last ICal File: \\chromna\Canton\ChromData\A2HP11\20190926-91426.b\P11092633.D

Column 1 : CLP-1 0.53mm ID (0.53 mm) Det: GC ECD1A
Column 2 : CLP-2 0.53mm ID (0.53 mm) Det: GC ecd2b
Process Host: CTX0305

First Level Reviewer: grantk Date: 01-Oct-2019 07:46:31

Col	RT (min.)	Exp RT (min.)	Dlt RT (min.)	Response	Cal Amt ng/ul	OnCol Amt ng/ul	Flags
* 14 1-Bromo-2-nitrobenzene							
1	1.398	1.393	0.005	124333328	0.0500	0.0500	
2	1.837	1.834	0.002	141389734	0.0500	0.0500	
7 PCB-1248							
1	3.347	3.345	0.002	50180011	1.50	1.34	
1	4.701	4.700	0.001	139186283	1.50	1.41	
1	5.407	5.407	0.000	114057483	1.50	1.49	
1	5.807	5.806	0.001	72867896	1.50	1.48	
1	6.328	6.327	0.001	51895646	1.50	1.58	
		Average of Peak Amounts =				1.46	
2	4.572	4.571	0.001	63851857	1.50	1.30	
2	5.124	5.123	0.001	168847557	1.50	1.46	
2	5.912	5.912	0.000	156809711	1.50	1.45	
2	6.216	6.216	0.000	170978496	1.50	1.45	
2	6.832	6.831	0.001	92422844	1.50	1.42	
		Average of Peak Amounts =				1.42	
						RPD = 3.07	

Reagents:

SG1248@1.5ppm_00006 Amount Added: 1.00 Units: mL

Report Date: 01-Oct-2019 08:35:40 Chrom Revision: 2.3 17-Sep-2019 16:19:08

Eurofins TestAmerica, Canton

Data File: \\chromna\Canton\ChromData\A2HP11\20190926-91426.b\P11092621.D

Injection Date:	26-Sep-2019 16:31:53	Instrument ID:	A2HP11	Operator ID:	
Lims ID:	std15 1248			Worklist Smp#:	21
Client ID:					
Injection Vol:	1.0 ul	Dil. Factor:	1.0000	ALS Bottle#:	21
Method:	PCB11 IS	Limit Group:	GC 8082A IS		

Column: CLP-1 0.53mm ID (0.53 mm) Y Scaling: Method Defined: Set to Absolute Y Value

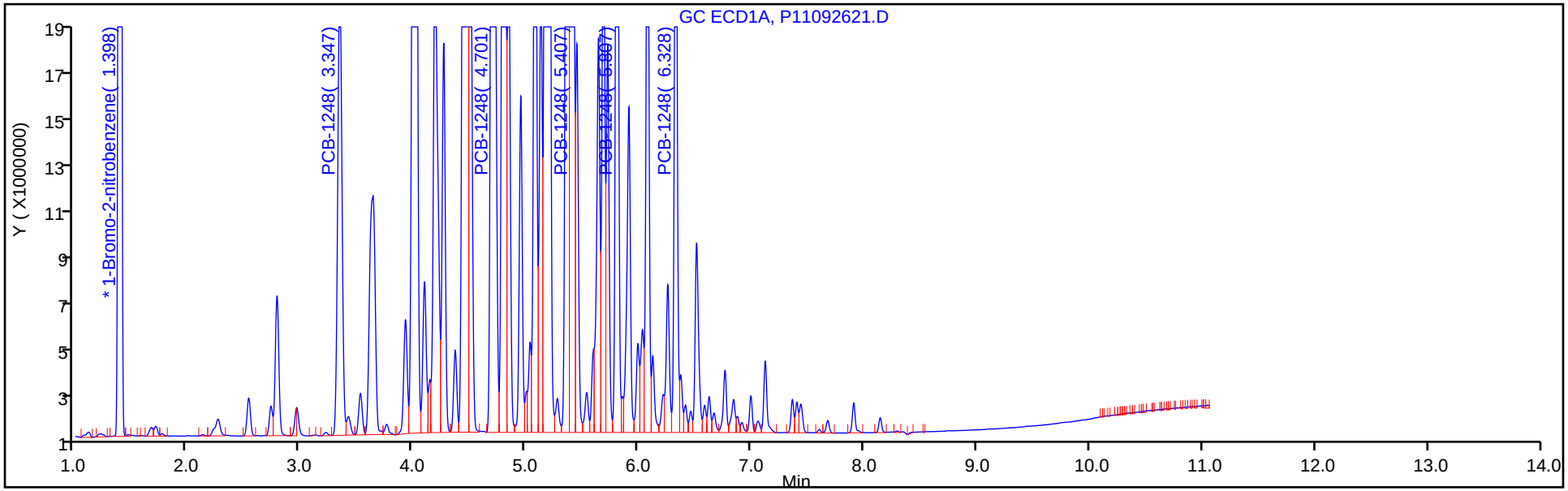

Column: CLP-2 0.53mm ID (0.53 mm) Y Scaling: Method Defined: Set to Absolute Y Value

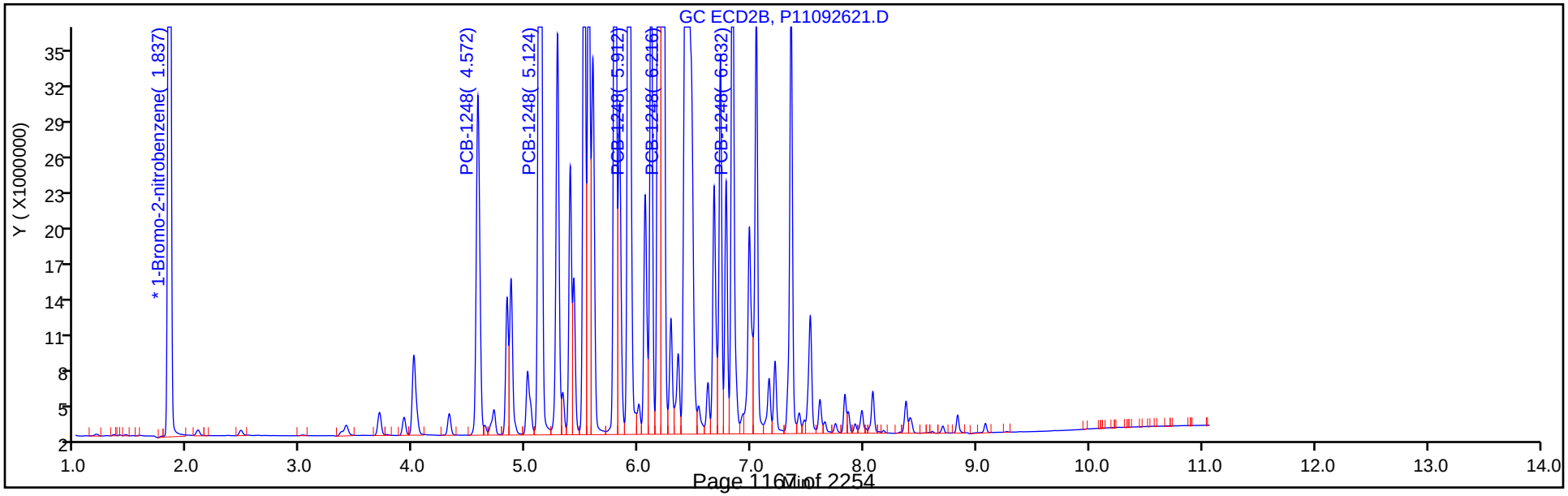

FORM VI
PCBS BY INTERNAL STANDARD - INITIAL CALIBRATION DATA
CURVE EVALUATION

Lab Name: Eurofins TestAmerica, Canton Job No.: 240-124062-1 Analy Batch No.: 402587

SDG No.:

Instrument ID: A2HP11 GC Column: CLP-2 (0.53 ID: 0.53(mm) Heated Purge: (Y/N) N

Calibration Start Date: 09/26/2019 15:18 Calibration End Date: 09/26/2019 16:31 Calibration ID: 53478

Calibration Files:

LEVEL:	LAB SAMPLE ID:	LAB FILE ID:
Level 1	STD005 240-402587/16	P11092616.D
Level 2	STD01 240-402587/17	P11092617.D
Level 3	STD02 240-402587/18	P11092618.D
Level 4	STD05 240-402587/19	P11092619.D
Level 5	STD1 240-402587/20	P11092620.D
Level 6	STD15 240-402587/21	P11092621.D

ANALYTE	RRF					CURVE TYPE	COEFFICIENT			#	MIN RRF	%RSD	#	MAX %RSD	R^2 OR COD	#	MIN R^2 OR COD
	LVL 1 LVL 6	LVL 2	LVL 3	LVL 4	LVL 5		B	M1	M2								
PCB-1248 Peak 1	0.0210 0.0151	0.0192	0.0181	0.0155	0.0154	Ave		0.0174				14.1		20.0			
PCB-1248 Peak 2	0.0449 0.0398	0.0421	0.0418	0.0374	0.0397	Ave		0.0409				6.3		20.0			
PCB-1248 Peak 3	0.0413 0.0370	0.0395	0.0392	0.0349	0.0369	Ave		0.0381				6.1		20.0			
PCB-1248 Peak 4	0.0449 0.0403	0.0431	0.0427	0.0384	0.0401	Ave		0.0416				5.8		20.0			
PCB-1248 Peak 5	0.0257 0.0218	0.0246	0.0239	0.0209	0.0215	Ave		0.0231				8.4		20.0			

Note: The M1 coefficient is the same as Ave RRF for an Ave curve type.

FORM VI
PCBS BY INTERNAL STANDARD - INITIAL CALIBRATION DATA
RESPONSE AND CONCENTRATION

Lab Name: Eurofins TestAmerica, Canton Job No.: 240-124062-1 Analy Batch No.: 402587

SDG No.:

Instrument ID: A2HP11 GC Column: CLP-2 (0.53 ID: 0.53(mm) Heated Purge: (Y/N) N

Calibration Start Date: 09/26/2019 15:18 Calibration End Date: 09/26/2019 16:31 Calibration ID: 53478

Calibration Files:

LEVEL:	LAB SAMPLE ID:	LAB FILE ID:
Level 1	STD005 240-402587/16	P11092616.D
Level 2	STD01 240-402587/17	P11092617.D
Level 3	STD02 240-402587/18	P11092618.D
Level 4	STD05 240-402587/19	P11092619.D
Level 5	STD1 240-402587/20	P11092620.D
Level 6	STD15 240-402587/21	P11092621.D

ANALYTE	IS REF	CURVE TYPE	RESPONSE					CONCENTRATION (NG/UL)				
			LVL 1 LVL 6	LVL 2	LVL 3	LVL 4	LVL 5	LVL 1 LVL 6	LVL 2	LVL 3	LVL 4	LVL 5
PCB-1248 Peak 1	BNB	Ave	2927513 63851857	5276697	10648602	21914822	41896818	0.0500 1.50	0.100	0.200	0.500	1.00
PCB-1248 Peak 2	BNB	Ave	6245510 168847557	11573536	24589234	52861936	107980046	0.0500 1.50	0.100	0.200	0.500	1.00
PCB-1248 Peak 3	BNB	Ave	5756527 156809711	10851110	23085263	49287528	100291562	0.0500 1.50	0.100	0.200	0.500	1.00
PCB-1248 Peak 4	BNB	Ave	6256381 170978496	11847310	25122474	54244076	108992070	0.0500 1.50	0.100	0.200	0.500	1.00
PCB-1248 Peak 5	BNB	Ave	3579202 92422844	6764279	14051994	29560464	58458630	0.0500 1.50	0.100	0.200	0.500	1.00

Curve Type Legend:
Ave = Average ISTD

Eurofins TestAmerica, Canton
Target Compound Quantitation Report

Data File: \\chromna\Canton\ChromData\A2HP11\20190926-91426.b\P11092616.D
Lims ID: std005 1248
Client ID:
Sample Type: IC Calib Level: 1
Inject. Date: 26-Sep-2019 15:18:36 ALS Bottle#: 16 Worklist Smp#: 16
Injection Vol: 1.0 ul Dil. Factor: 1.0000
Sample Info: 240-0091426-016
Operator ID: Instrument ID: A2HP11
Sublist: chrom-PCB11 IS*sub5

Method: \\chromna\Canton\ChromData\A2HP11\20190926-91426.b\PCB11 IS.m
Limit Group: GC 8082A IS
Last Update: 01-Oct-2019 08:35:23 Calib Date: 26-Sep-2019 19:27:31
Integrator: Falcon
Quant Method: Internal Standard Quant By: Initial Calibration
Last ICal File: \\chromna\Canton\ChromData\A2HP11\20190926-91426.b\P11092633.D

Column 1 : CLP-1 0.53mm ID (0.53 mm) Det: GC ECD1A
Column 2 : CLP-2 0.53mm ID (0.53 mm) Det: GC ecd2b
Process Host: CTX0305

First Level Reviewer: hassl Date: 27-Sep-2019 07:36:17

Col	RT (min.)	Exp RT (min.)	Dlt RT (min.)	Response	Cal Amt ng/ul	OnCol Amt ng/ul	Flags
* 14 1-Bromo-2-nitrobenzene							
1	1.395	1.393	0.001	122839212	0.0500	0.0500	
2	1.834	1.834	0.000	139229020	0.0500	0.0500	
7 PCB-1248							
1	3.345	3.345	0.000	2142634	0.0500	0.0579	
1	4.700	4.700	0.000	5511320	0.0500	0.0567	
1	5.407	5.407	0.000	4121361	0.0500	0.0546	
1	5.806	5.806	0.000	2636492	0.0500	0.0543	
1	6.327	6.327	0.000	1654466	0.0500	0.0508	
		Average of Peak Amounts =				0.0549	
2	4.571	4.571	0.000	2927513	0.0500	0.0605	
2	5.123	5.123	0.000	6245510	0.0500	0.0548	
2	5.912	5.912	0.000	5756527	0.0500	0.0542	
2	6.216	6.216	0.000	6256381	0.0500	0.0540	
2	6.831	6.831	0.000	3579202	0.0500	0.0557	
		Average of Peak Amounts =				0.0559	
						RPD = 1.80	

Reagents:

SG1248@.05ppm_00027 Amount Added: 1.00 Units: mL

Report Date: 01-Oct-2019 08:35:24 Chrom Revision: 2.3 17-Sep-2019 16:19:08

Eurofins TestAmerica, Canton

Data File: \\chromna\Canton\ChromData\A2HP11\20190926-91426.b\P11092616.D

Injection Date:	26-Sep-2019 15:18:36	Instrument ID:	A2HP11	Operator ID:	
Lims ID:	std005 1248			Worklist Smp#:	16
Client ID:					
Injection Vol:	1.0 ul	Dil. Factor:	1.0000	ALS Bottle#:	16
Method:	PCB11 IS	Limit Group:	GC 8082A IS		

Column: CLP-1 0.53mm ID (0.53 mm) Y Scaling: Method Defined: Set to Absolute Y Value

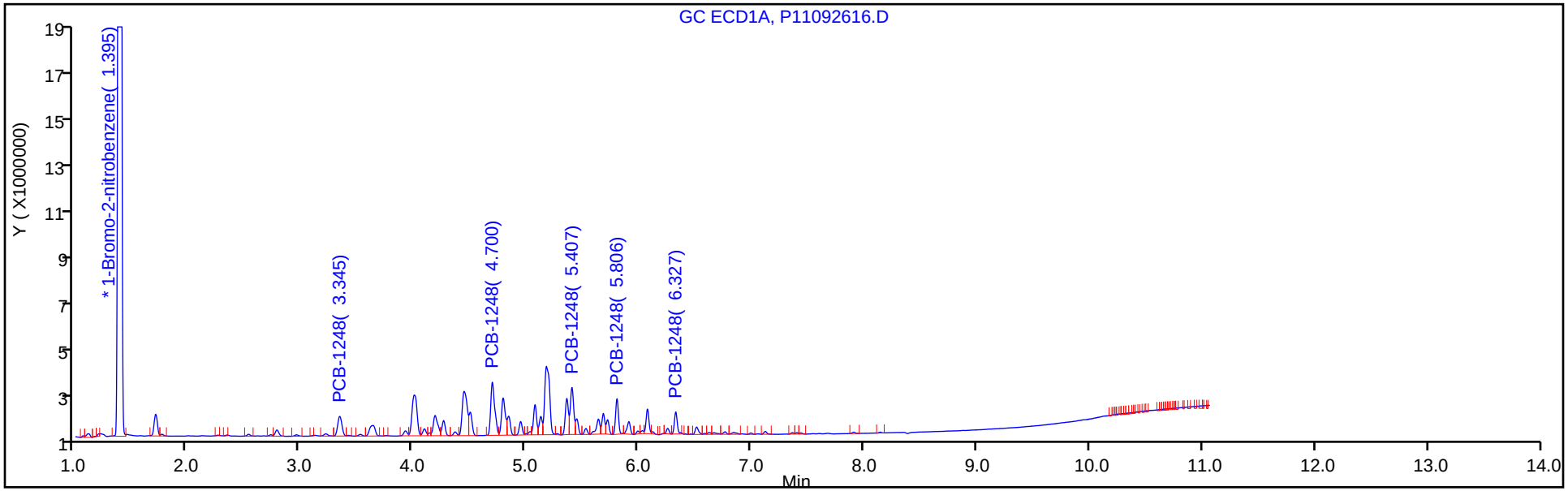

Column: CLP-2 0.53mm ID (0.53 mm) Y Scaling: Method Defined: Set to Absolute Y Value

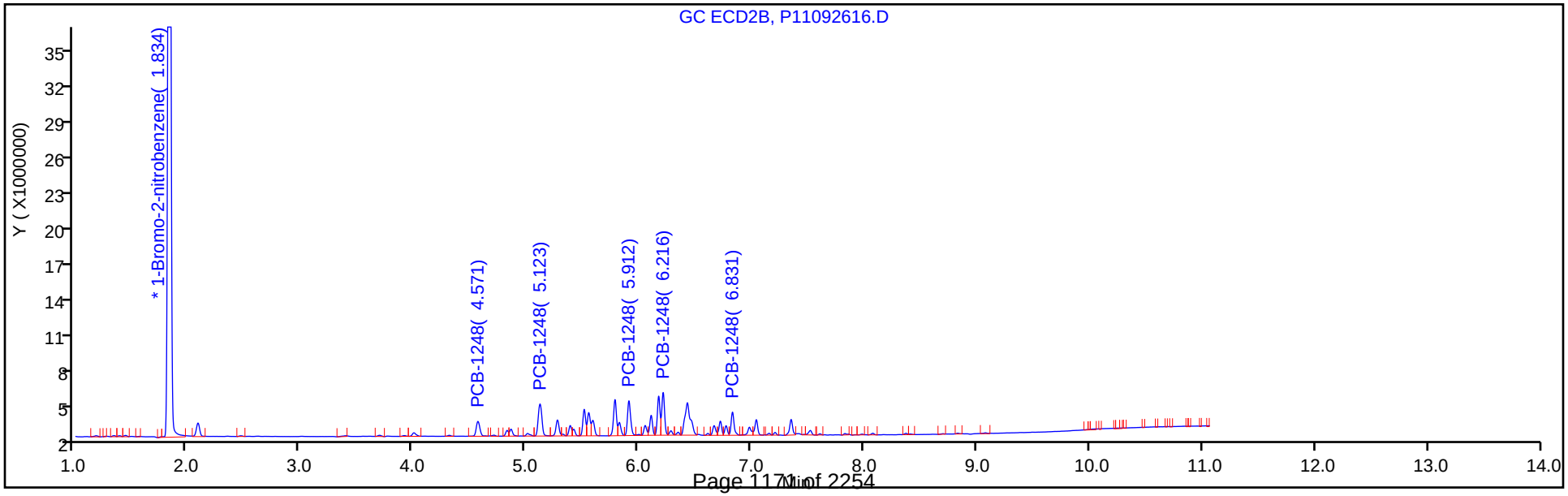

Eurofins TestAmerica, Canton
Target Compound Quantitation Report

Data File: \\chromna\Canton\ChromData\A2HP11\20190926-91426.b\P11092617.D
Lims ID: std01 1248
Client ID:
Sample Type: IC Calib Level: 2
Inject. Date: 26-Sep-2019 15:33:13 ALS Bottle#: 17 Worklist Smp#: 17
Injection Vol: 1.0 ul Dil. Factor: 1.0000
Sample Info: 240-0091426-017
Operator ID: Instrument ID: A2HP11
Sublist: chrom-PCB11 IS*sub5

Method: \\chromna\Canton\ChromData\A2HP11\20190926-91426.b\PCB11 IS.m
Limit Group: GC 8082A IS
Last Update: 01-Oct-2019 08:35:26 Calib Date: 26-Sep-2019 19:27:31
Integrator: Falcon
Quant Method: Internal Standard Quant By: Initial Calibration
Last ICal File: \\chromna\Canton\ChromData\A2HP11\20190926-91426.b\P11092633.D

Column 1 : CLP-1 0.53mm ID (0.53 mm) Det: GC ECD1A
Column 2 : CLP-2 0.53mm ID (0.53 mm) Det: GC ecd2b
Process Host: CTX0305

First Level Reviewer: hassl Date: 27-Sep-2019 09:19:49

Col	RT (min.)	Exp RT (min.)	Dlt RT (min.)	Response	Cal Amt ng/ul	OnCol Amt ng/ul	Flags
* 14 1-Bromo-2-nitrobenzene							
1	1.392	1.393	-0.001	121408781	0.0500	0.0500	
2	1.834	1.834	0.000	137473560	0.0500	0.0500	
7 PCB-1248							
1	3.346	3.345	0.001	4081750	0.1000	0.1117	
1	4.701	4.700	0.001	10151938	0.1000	0.1057	
1	5.407	5.407	0.000	7527757	0.1000	0.1009	
1	5.806	5.806	0.000	4744549	0.1000	0.0988	
1	6.327	6.327	0.000	3118195	0.1000	0.0969	
		Average of Peak Amounts =				0.1028	
2	4.575	4.571	0.004	5276697	0.1000	0.1104	
2	5.126	5.123	0.003	11573536	0.1000	0.1028	
2	5.914	5.912	0.002	10851110	0.1000	0.1035	
2	6.218	6.216	0.002	11847310	0.1000	0.1036	
2	6.834	6.831	0.003	6764279	0.1000	0.1067	
		Average of Peak Amounts =				0.1054	
						RPD = 2.53	

Reagents:

SG1248@0.1PPM_00030 Amount Added: 1.00 Units: mL

Report Date: 01-Oct-2019 08:35:27 Chrom Revision: 2.3 17-Sep-2019 16:19:08

Eurofins TestAmerica, Canton

Data File: \\chromna\Canton\ChromData\A2HP11\20190926-91426.b\P11092617.D

Injection Date:	26-Sep-2019 15:33:13	Instrument ID:	A2HP11	Operator ID:	
Lims ID:	std01 1248			Worklist Smp#:	17
Client ID:					
Injection Vol:	1.0 ul	Dil. Factor:	1.0000	ALS Bottle#:	17
Method:	PCB11 IS	Limit Group:	GC 8082A IS		

Column: CLP-1 0.53mm ID (0.53 mm) Y Scaling: Method Defined: Set to Absolute Y Value

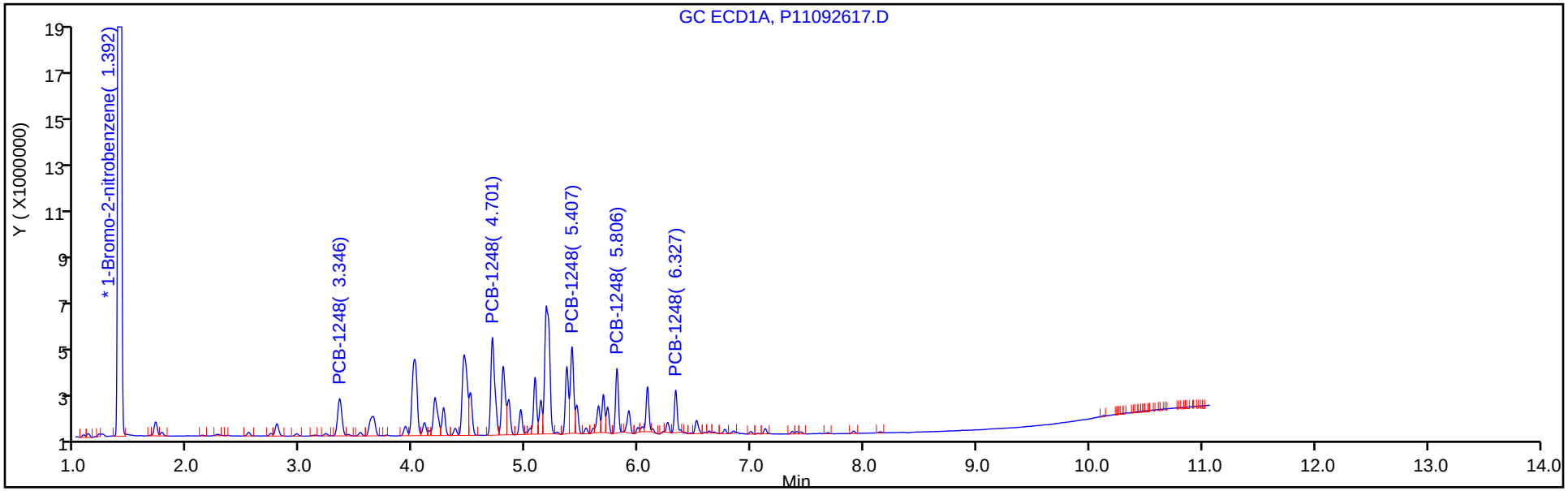

Column: CLP-2 0.53mm ID (0.53 mm) Y Scaling: Method Defined: Set to Absolute Y Value

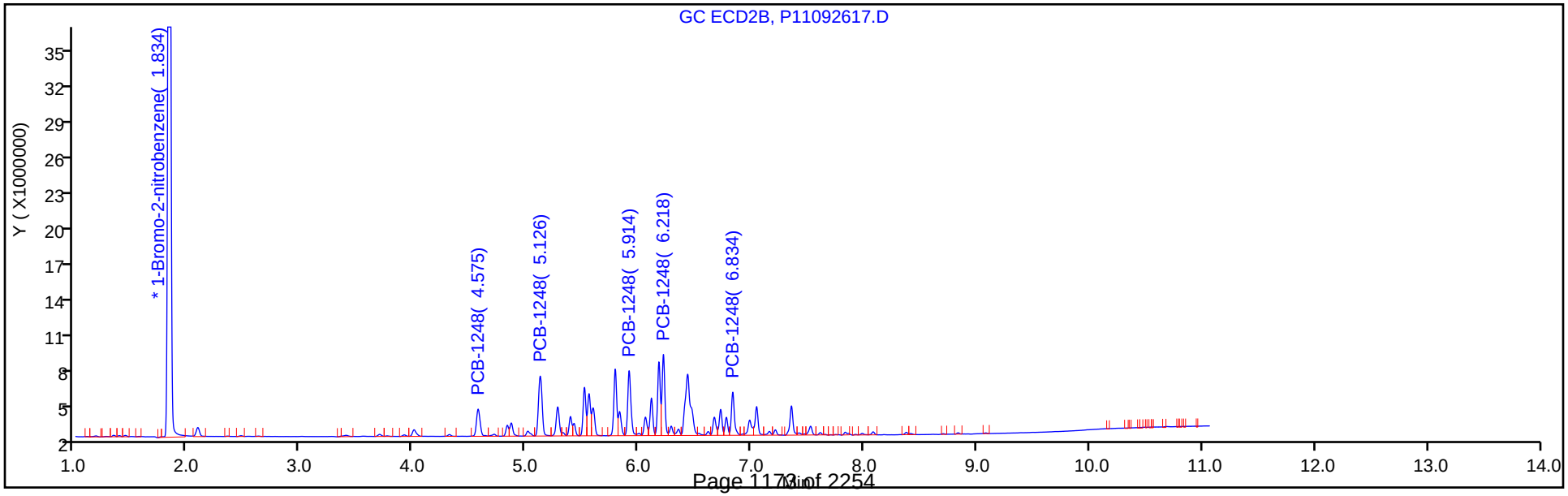

Eurofins TestAmerica, Canton
Target Compound Quantitation Report

Data File: \\chromna\Canton\ChromData\A2HP11\20190926-91426.b\P11092618.D
Lims ID: std02 1248
Client ID:
Sample Type: IC Calib Level: 3
Inject. Date: 26-Sep-2019 15:47:51 ALS Bottle#: 18 Worklist Smp#: 18
Injection Vol: 1.0 ul Dil. Factor: 1.0000
Sample Info: 240-0091426-018
Operator ID: Instrument ID: A2HP11
Sublist: chrom-PCB11 IS*sub5

Method: \\chromna\Canton\ChromData\A2HP11\20190926-91426.b\PCB11 IS.m
Limit Group: GC 8082A IS
Last Update: 01-Oct-2019 08:35:29 Calib Date: 26-Sep-2019 19:27:31
Integrator: Falcon
Quant Method: Internal Standard Quant By: Initial Calibration
Last ICal File: \\chromna\Canton\ChromData\A2HP11\20190926-91426.b\P11092633.D

Column 1 : CLP-1 0.53mm ID (0.53 mm) Det: GC ECD1A
Column 2 : CLP-2 0.53mm ID (0.53 mm) Det: GC ecd2b
Process Host: CTX0305

First Level Reviewer: hassl Date: 27-Sep-2019 07:09:04

Col	RT (min.)	Exp RT (min.)	Dlt RT (min.)	Response	Cal Amt ng/ul	OnCol Amt ng/ul	Flags
* 14 1-Bromo-2-nitrobenzene							
1	1.393	1.393	0.000	130137789	0.0500	0.0500	
2	1.834	1.834	0.000	147098639	0.0500	0.0500	
7 PCB-1248							
1	3.347	3.345	0.002	8021775	0.2000	0.2048	
1	4.701	4.700	0.001	21087805	0.2000	0.2047	
1	5.406	5.407	-0.001	16230234	0.2000	0.2029	
1	5.806	5.806	0.000	10697046	0.2000	0.2078	
1	6.328	6.327	0.001	6917409	0.2000	0.2006	
		Average of Peak Amounts =				0.2042	
2	4.573	4.571	0.002	10648602	0.2000	0.2083	
2	5.125	5.123	0.002	24589234	0.2000	0.2042	
2	5.913	5.912	0.001	23085263	0.2000	0.2058	
2	6.217	6.216	0.001	25122474	0.2000	0.2054	
2	6.832	6.831	0.001	14051994	0.2000	0.2071	
		Average of Peak Amounts =				0.2061	
						RPD = 0.97	

Reagents:

SG1248@0.2ppm_00026 Amount Added: 1.00 Units: mL

Report Date: 01-Oct-2019 08:35:30 Chrom Revision: 2.3 17-Sep-2019 16:19:08

Eurofins TestAmerica, Canton

Data File: \\chromna\Canton\ChromData\A2HP11\20190926-91426.b\P11092618.D

Injection Date:	26-Sep-2019 15:47:51	Instrument ID:	A2HP11	Operator ID:	
Lims ID:	std02 1248			Worklist Smp#:	18
Client ID:					
Injection Vol:	1.0 ul	Dil. Factor:	1.0000	ALS Bottle#:	18
Method:	PCB11 IS	Limit Group:	GC 8082A IS		

Column: CLP-1 0.53mm ID (0.53 mm) Y Scaling: Method Defined: Set to Absolute Y Value

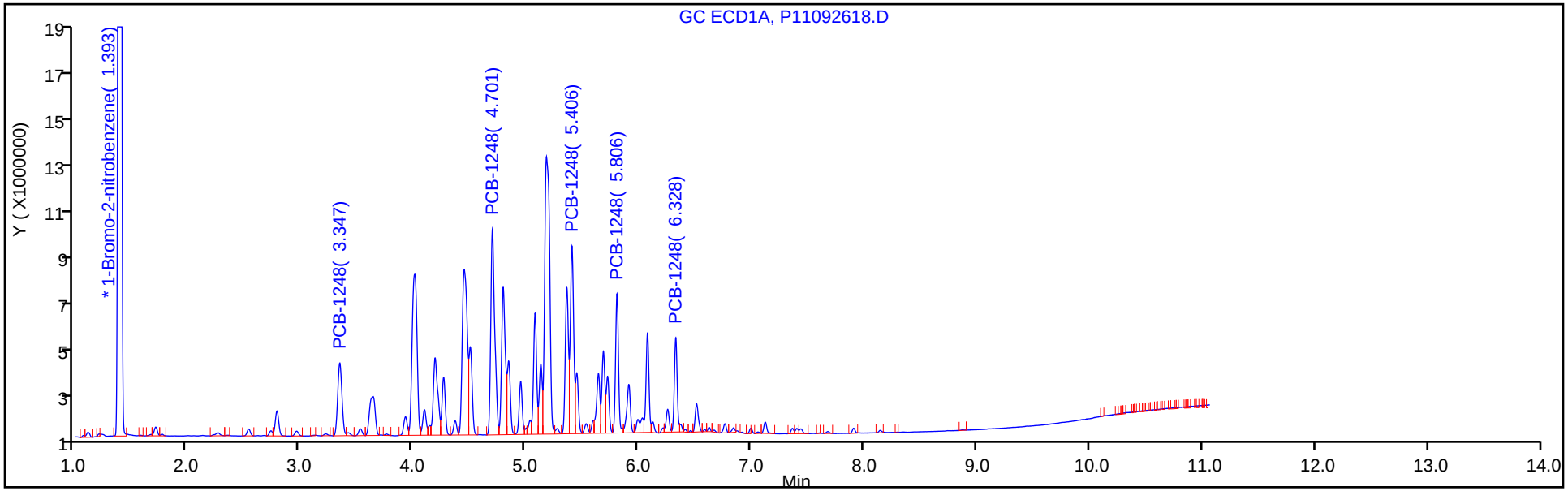

Column: CLP-2 0.53mm ID (0.53 mm) Y Scaling: Method Defined: Set to Absolute Y Value

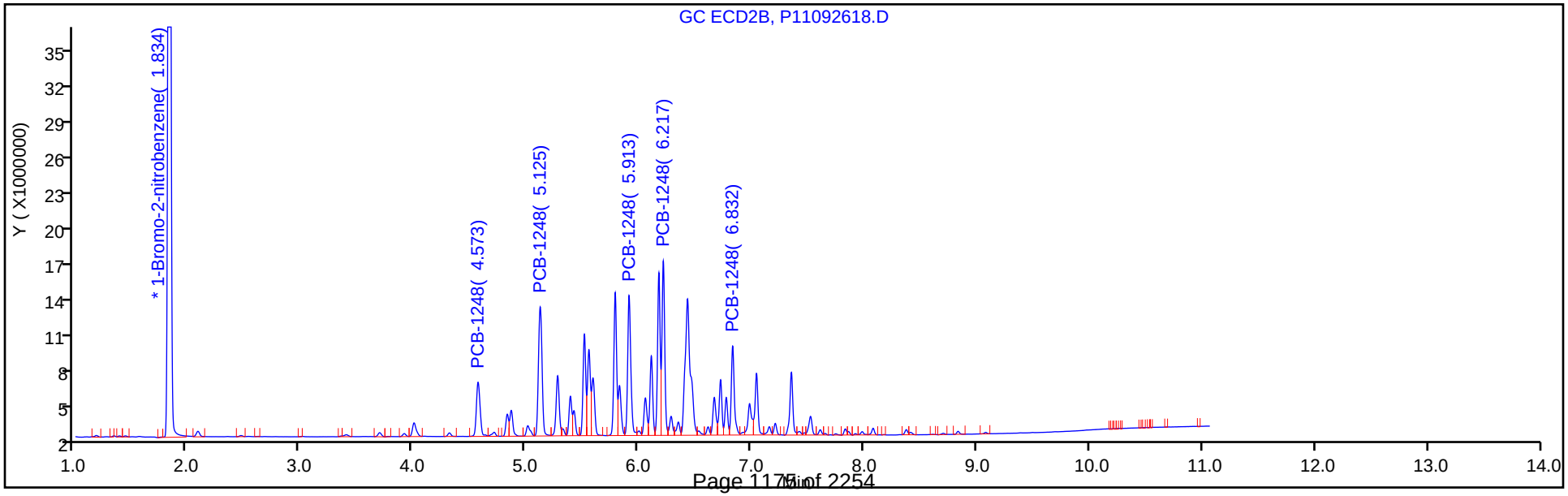

Eurofins TestAmerica, Canton
Target Compound Quantitation Report

Data File: \\chromna\Canton\ChromData\A2HP11\20190926-91426.b\P11092619.D
Lims ID: std05 1248
Client ID:
Sample Type: IC Calib Level: 4
Inject. Date: 26-Sep-2019 16:02:29 ALS Bottle#: 19 Worklist Smp#: 19
Injection Vol: 1.0 ul Dil. Factor: 1.0000
Sample Info: 240-0091426-019
Operator ID: Instrument ID: A2HP11
Sublist: chrom-PCB11 IS*sub5

Method: \\chromna\Canton\ChromData\A2HP11\20190926-91426.b\PCB11 IS.m
Limit Group: GC 8082A IS
Last Update: 01-Oct-2019 08:35:32 Calib Date: 26-Sep-2019 19:27:31
Integrator: Falcon
Quant Method: Internal Standard Quant By: Initial Calibration
Last ICal File: \\chromna\Canton\ChromData\A2HP11\20190926-91426.b\P11092633.D

Column 1 : CLP-1 0.53mm ID (0.53 mm) Det: GC ECD1A
Column 2 : CLP-2 0.53mm ID (0.53 mm) Det: GC ecd2b
Process Host: CTX0305

First Level Reviewer: hassl Date: 27-Sep-2019 09:20:17

Col	RT (min.)	Exp RT (min.)	Dlt RT (min.)	Response	Cal Amt ng/ul	OnCol Amt ng/ul	Flags
* 14 1-Bromo-2-nitrobenzene							
1	1.392	1.393	-0.001	126121740	0.0500	0.0500	
2	1.834	1.834	0.000	141414768	0.0500	0.0500	
7 PCB-1248							
1	3.345	3.345	0.000	16964838	0.5000	0.4468	
1	4.701	4.700	0.001	44918154	0.5000	0.4500	
1	5.407	5.407	0.000	35334321	0.5000	0.4558	
1	5.806	5.806	0.000	22959369	0.5000	0.4601	
1	6.328	6.327	0.001	15692191	0.5000	0.4696	
		Average of Peak Amounts =				0.4565	
2	4.573	4.571	0.002	21914822	0.5000	0.4458	
2	5.125	5.123	0.002	52861936	0.5000	0.4565	
2	5.913	5.912	0.001	49287528	0.5000	0.4571	
2	6.217	6.216	0.001	54244076	0.5000	0.4613	
2	6.832	6.831	0.001	29560464	0.5000	0.4532	
		Average of Peak Amounts =				0.4548	
						RPD = 0.37	

Reagents:

SG1248@0.5ppm_00040 Amount Added: 1.00 Units: mL

Report Date: 01-Oct-2019 08:35:34 Chrom Revision: 2.3 17-Sep-2019 16:19:08

Eurofins TestAmerica, Canton

Data File: \\chromna\Canton\ChromData\A2HP11\20190926-91426.b\P11092619.D

Injection Date:	26-Sep-2019 16:02:29	Instrument ID:	A2HP11	Operator ID:	
Lims ID:	std05 1248			Worklist Smp#:	19
Client ID:					
Injection Vol:	1.0 ul	Dil. Factor:	1.0000	ALS Bottle#:	19
Method:	PCB11 IS	Limit Group:	GC 8082A IS		

Column: CLP-1 0.53mm ID (0.53 mm) Y Scaling: Method Defined: Set to Absolute Y Value

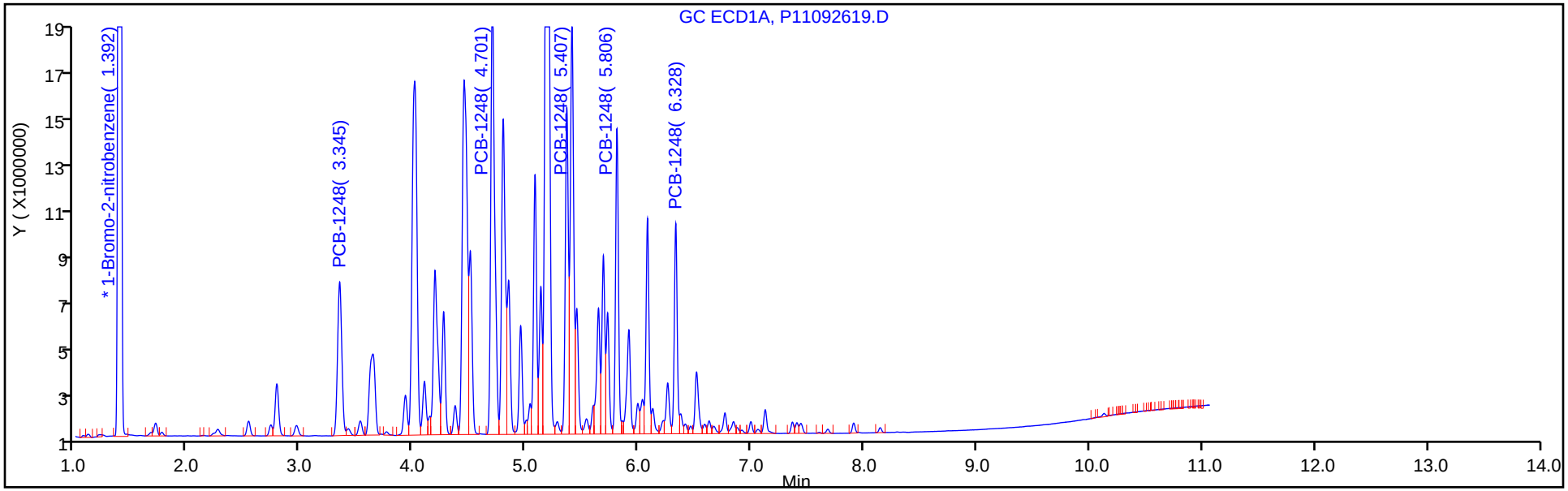

Column: CLP-2 0.53mm ID (0.53 mm) Y Scaling: Method Defined: Set to Absolute Y Value

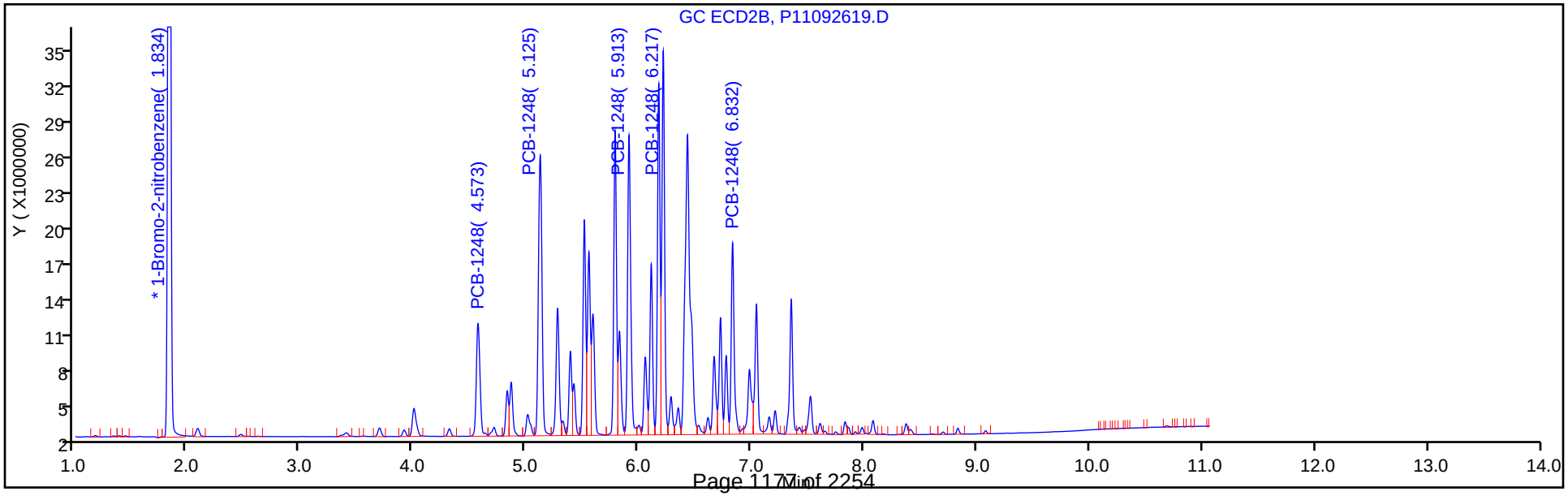

Eurofins TestAmerica, Canton
Target Compound Quantitation Report

Data File: \\chromna\Canton\ChromData\A2HP11\20190926-91426.b\P11092620.D
Lims ID: std1 1248
Client ID:
Sample Type: IC Calib Level: 5
Inject. Date: 26-Sep-2019 16:17:13 ALS Bottle#: 20 Worklist Smp#: 20
Injection Vol: 1.0 ul Dil. Factor: 1.0000
Sample Info: 240-0091426-020
Operator ID: Instrument ID: A2HP11
Sublist: chrom-PCB11 IS*sub5

Method: \\chromna\Canton\ChromData\A2HP11\20190926-91426.b\PCB11 IS.m
Limit Group: GC 8082A IS
Last Update: 01-Oct-2019 08:35:36 Calib Date: 26-Sep-2019 19:27:31
Integrator: Falcon
Quant Method: Internal Standard Quant By: Initial Calibration
Last ICal File: \\chromna\Canton\ChromData\A2HP11\20190926-91426.b\P11092633.D

Column 1 : CLP-1 0.53mm ID (0.53 mm) Det: GC ECD1A
Column 2 : CLP-2 0.53mm ID (0.53 mm) Det: GC ecd2b
Process Host: CTX0305

First Level Reviewer: hassl Date: 27-Sep-2019 09:20:32

Col	RT (min.)	Exp RT (min.)	Dlt RT (min.)	Response	Cal Amt ng/ul	OnCol Amt ng/ul	Flags
* 14 1-Bromo-2-nitrobenzene							
1	1.395	1.393	0.001	120255364	0.0500	0.0500	
2	1.835	1.834	0.000	135946004	0.0500	0.0500	
7 PCB-1248							
1	3.345	3.345	0.000	33067423	1.00	0.9134	
1	4.701	4.700	0.001	89754535	1.00	0.9430	
1	5.406	5.407	-0.001	72346467	1.00	0.9787	
1	5.806	5.806	0.000	46643628	1.00	0.9804	
1	6.328	6.327	0.001	32552661	1.00	1.02	
		Average of Peak Amounts =				0.9674	
2	4.571	4.571	0.000	41896818	1.00	0.8867	
2	5.125	5.123	0.002	107980046	1.00	0.9700	
2	5.911	5.912	-0.001	100291562	1.00	0.9675	
2	6.215	6.216	-0.001	108992070	1.00	0.9641	
2	6.830	6.831	-0.001	58458630	1.00	0.9322	
		Average of Peak Amounts =				0.9441	
						RPD = 2.44	

Reagents:

SG1248@1.0ppm_00030 Amount Added: 1.00 Units: mL

Report Date: 01-Oct-2019 08:35:37 Chrom Revision: 2.3 17-Sep-2019 16:19:08

Eurofins TestAmerica, Canton

Data File: \\chromna\Canton\ChromData\A2HP11\20190926-91426.b\P11092620.D

Injection Date: 26-Sep-2019 16:17:13 Instrument ID: A2HP11 Operator ID:

Lims ID: std1 1248 Worklist Smp#: 20

Client ID:

Injection Vol: 1.0 ul Dil. Factor: 1.0000 ALS Bottle#: 20

Method: PCB11 IS Limit Group: GC 8082A IS

Column: CLP-1 0.53mm ID (0.53 mm) Y Scaling: Method Defined: Set to Absolute Y Value

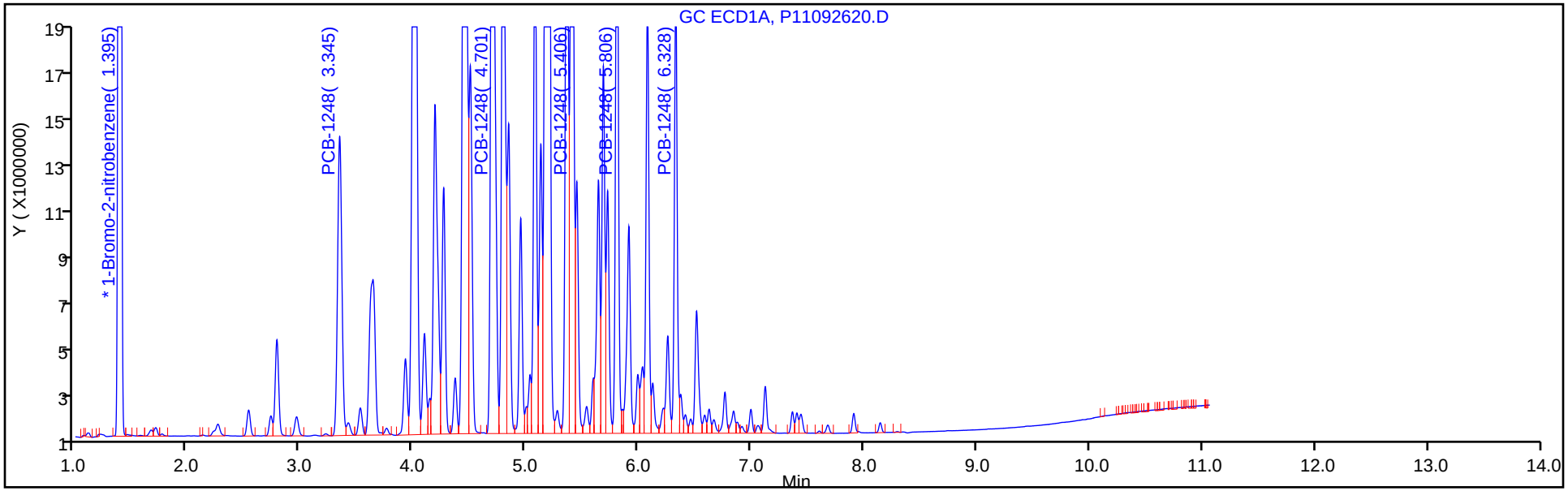

Column: CLP-2 0.53mm ID (0.53 mm) Y Scaling: Method Defined: Set to Absolute Y Value

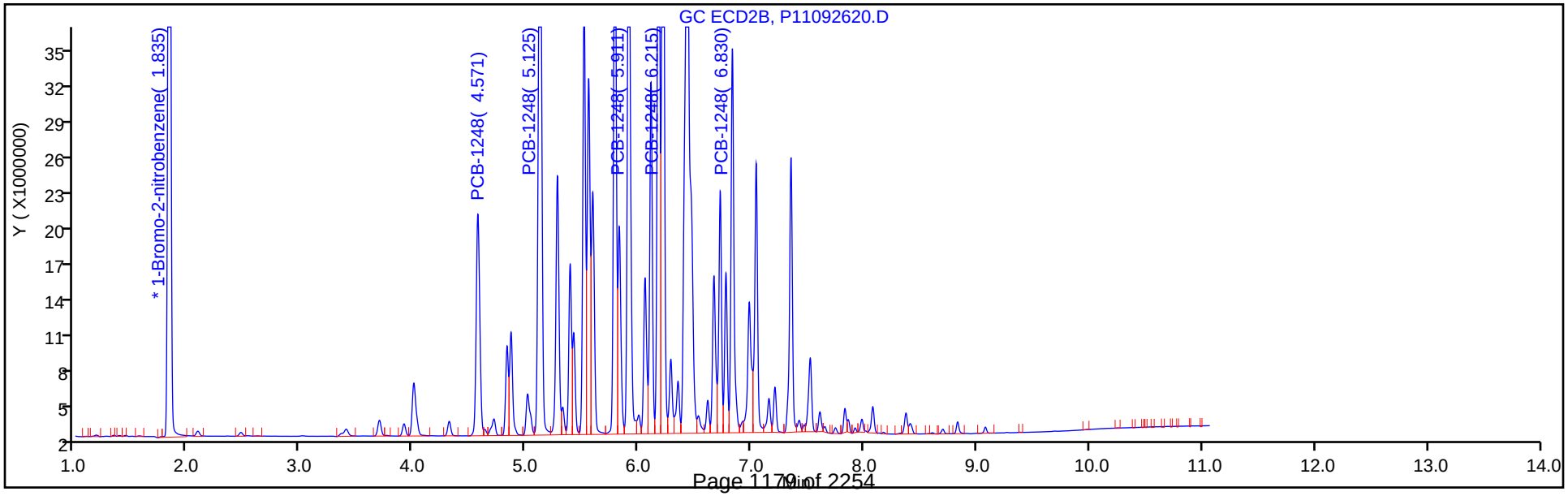

Eurofins TestAmerica, Canton
Target Compound Quantitation Report

Data File: \\chromna\Canton\ChromData\A2HP11\20190926-91426.b\P11092621.D
Lims ID: std15 1248
Client ID:
Sample Type: IC Calib Level: 6
Inject. Date: 26-Sep-2019 16:31:53 ALS Bottle#: 21 Worklist Smp#: 21
Injection Vol: 1.0 ul Dil. Factor: 1.0000
Sample Info: 240-0091426-021
Operator ID: Instrument ID: A2HP11
Sublist: chrom-PCB11 IS*sub5

Method: \\chromna\Canton\ChromData\A2HP11\20190926-91426.b\PCB11 IS.m
Limit Group: GC 8082A IS
Last Update: 01-Oct-2019 08:35:39 Calib Date: 26-Sep-2019 19:27:31
Integrator: Falcon
Quant Method: Internal Standard Quant By: Initial Calibration
Last ICal File: \\chromna\Canton\ChromData\A2HP11\20190926-91426.b\P11092633.D

Column 1 : CLP-1 0.53mm ID (0.53 mm) Det: GC ECD1A
Column 2 : CLP-2 0.53mm ID (0.53 mm) Det: GC ecd2b
Process Host: CTX0305

First Level Reviewer: grantk Date: 01-Oct-2019 07:46:31

Col	RT (min.)	Exp RT (min.)	Dlt RT (min.)	Response	Cal Amt ng/ul	OnCol Amt ng/ul	Flags
* 14 1-Bromo-2-nitrobenzene							
1	1.398	1.393	0.005	124333328	0.0500	0.0500	
2	1.837	1.834	0.002	141389734	0.0500	0.0500	
7 PCB-1248							
1	3.347	3.345	0.002	50180011	1.50	1.34	
1	4.701	4.700	0.001	139186283	1.50	1.41	
1	5.407	5.407	0.000	114057483	1.50	1.49	
1	5.807	5.806	0.001	72867896	1.50	1.48	
1	6.328	6.327	0.001	51895646	1.50	1.58	
		Average of Peak Amounts =				1.46	
2	4.572	4.571	0.001	63851857	1.50	1.30	
2	5.124	5.123	0.001	168847557	1.50	1.46	
2	5.912	5.912	0.000	156809711	1.50	1.45	
2	6.216	6.216	0.000	170978496	1.50	1.45	
2	6.832	6.831	0.001	92422844	1.50	1.42	
		Average of Peak Amounts =				1.42	
						RPD = 3.07	

Reagents:

SG1248@1.5ppm_00006 Amount Added: 1.00 Units: mL

Report Date: 01-Oct-2019 08:35:41 Chrom Revision: 2.3 17-Sep-2019 16:19:08

Eurofins TestAmerica, Canton

Data File: \\chromna\Canton\ChromData\A2HP11\20190926-91426.b\P11092621.D

Injection Date:	26-Sep-2019 16:31:53	Instrument ID:	A2HP11	Operator ID:	
Lims ID:	std15 1248			Worklist Smp#:	21
Client ID:					
Injection Vol:	1.0 ul	Dil. Factor:	1.0000	ALS Bottle#:	21
Method:	PCB11 IS	Limit Group:	GC 8082A IS		

Column: CLP-1 0.53mm ID (0.53 mm) Y Scaling: Method Defined: Set to Absolute Y Value

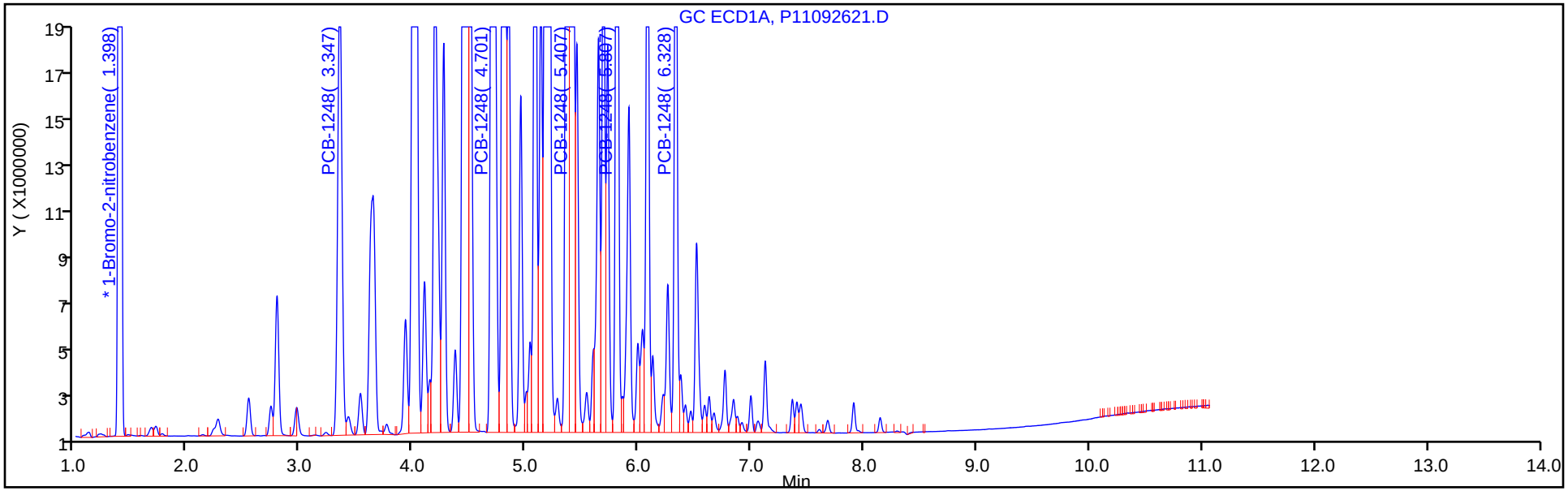

Column: CLP-2 0.53mm ID (0.53 mm) Y Scaling: Method Defined: Set to Absolute Y Value

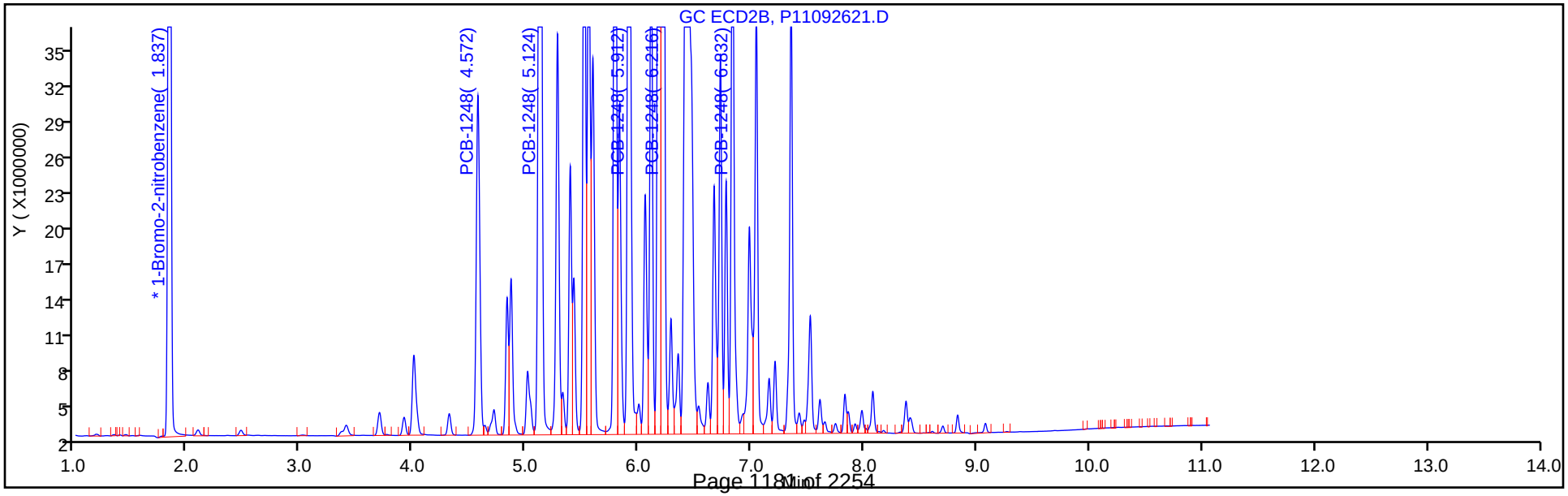

FORM VI
PCBS BY INTERNAL STANDARD - INITIAL CALIBRATION DATA
CURVE EVALUATION

Lab Name: Eurofins TestAmerica, Canton Job No.: 240-124062-1 Analy Batch No.: 402587

SDG No.:

Instrument ID: A2HP11 GC Column: CLP-1 (0.53 ID: 0.53(mm) Heated Purge: (Y/N) N

Calibration Start Date: 09/26/2019 16:46 Calibration End Date: 09/26/2019 17:59 Calibration ID: 53485

Calibration Files:

LEVEL:	LAB SAMPLE ID:	LAB FILE ID:
Level 1	STD005 240-402587/22	P11092622.D
Level 2	STD01 240-402587/23	P11092623.D
Level 3	STD02 240-402587/24	P11092624.D
Level 4	STD05 240-402587/25	P11092625.D
Level 5	STD1 240-402587/26	P11092626.D
Level 6	STD15 240-402587/27	P11092627.D

ANALYTE	RRF					CURVE TYPE	COEFFICIENT			#	MIN RRF	%RSD	#	MAX %RSD	R^2 OR COD	#	MIN R^2 OR COD
	LVL 1 LVL 6	LVL 2	LVL 3	LVL 4	LVL 5		B	M1	M2								
PCB-1221 Peak 1	0.0116 0.0082	0.0106	0.0099	0.0090	0.0083	Ave		0.0096				13.8		20.0			
PCB-1221 Peak 2	0.0076 0.0056	0.0074	0.0070	0.0064	0.0058	Ave		0.0066				12.7		20.0			
PCB-1221 Peak 3	0.0281 0.0215	0.0260	0.0242	0.0236	0.0212	Ave		0.0241				11.1		20.0			
PCB-1254 Peak 1	0.0482 0.0434	0.0468	0.0449	0.0447	0.0447	Ave		0.0454				3.8		20.0			
PCB-1254 Peak 2	0.0653 0.0629	0.0639	0.0639	0.0644	0.0634	Ave		0.0640				1.3		20.0			
PCB-1254 Peak 3	0.0531 0.0488	0.0516	0.0492	0.0493	0.0495	Ave		0.0502				3.4		20.0			
PCB-1254 Peak 4	0.0455 0.0401	0.0428	0.0422	0.0410	0.0406	Ave		0.0420				4.7		20.0			
PCB-1254 Peak 5	0.0685 0.0666	0.0664	0.0671	0.0674	0.0676	Ave		0.0673				1.1		20.0			

Note: The M1 coefficient is the same as Ave RRF for an Ave curve type.

FORM VI
PCBS BY INTERNAL STANDARD - INITIAL CALIBRATION DATA
RESPONSE AND CONCENTRATION

Lab Name: Eurofins TestAmerica, Canton Job No.: 240-124062-1 Analy Batch No.: 402587

SDG No.:

Instrument ID: A2HP11 GC Column: CLP-1 (0.53 ID: 0.53(mm) Heated Purge: (Y/N) N

Calibration Start Date: 09/26/2019 16:46 Calibration End Date: 09/26/2019 17:59 Calibration ID: 53485

Calibration Files:

LEVEL:	LAB SAMPLE ID:	LAB FILE ID:
Level 1	STD005 240-402587/22	P11092622.D
Level 2	STD01 240-402587/23	P11092623.D
Level 3	STD02 240-402587/24	P11092624.D
Level 4	STD05 240-402587/25	P11092625.D
Level 5	STD1 240-402587/26	P11092626.D
Level 6	STD15 240-402587/27	P11092627.D

ANALYTE	IS REF	CURVE TYPE	RESPONSE					CONCENTRATION (NG/UL)				
			LVL 1 LVL 6	LVL 2	LVL 3	LVL 4	LVL 5	LVL 1 LVL 6	LVL 2	LVL 3	LVL 4	LVL 5
PCB-1221 Peak 1	BNB	Ave	1406432 29672677	2573562	4938129	10562467	20647362	0.0500 1.50	0.100	0.200	0.500	1.00
PCB-1221 Peak 2	BNB	Ave	926677 20214102	1810170	3499829	7486917	14481885	0.0500 1.50	0.100	0.200	0.500	1.00
PCB-1221 Peak 3	BNB	Ave	3424404 77496590	6341045	12047121	27596851	52931586	0.0500 1.50	0.100	0.200	0.500	1.00
PCB-1254 Peak 1	BNB	Ave	5863580 156737625	11400869	22365803	52211638	111363573	0.0500 1.50	0.100	0.200	0.500	1.00
PCB-1254 Peak 2	BNB	Ave	7940950 227083784	15563664	31856939	75238394	158140295	0.0500 1.50	0.100	0.200	0.500	1.00
PCB-1254 Peak 3	BNB	Ave	6458846 176049483	12562322	24548406	57586134	123370727	0.0500 1.50	0.100	0.200	0.500	1.00
PCB-1254 Peak 4	BNB	Ave	5535932 144963414	10421355	21020259	47878232	101241826	0.0500 1.50	0.100	0.200	0.500	1.00
PCB-1254 Peak 5	BNB	Ave	8334272 240553655	16175463	33435756	78675875	168494919	0.0500 1.50	0.100	0.200	0.500	1.00

Curve Type Legend:
Ave = Average ISTD

Eurofins TestAmerica, Canton
Target Compound Quantitation Report

Data File: \\chromna\Canton\ChromData\A2HP11\20190926-91426.b\P11092622.D
Lims ID: std005 ar2154
Client ID:
Sample Type: IC Calib Level: 1
Inject. Date: 26-Sep-2019 16:46:32 ALS Bottle#: 22 Worklist Smp#: 22
Injection Vol: 1.0 ul Dil. Factor: 1.0000
Sample Info: 240-0091426-022
Operator ID: Instrument ID: A2HP11
Sublist: chrom-PCB11 IS*sub6

Method: \\chromna\Canton\ChromData\A2HP11\20190926-91426.b\PCB11 IS.m
Limit Group: GC 8082A IS
Last Update: 01-Oct-2019 08:35:43 Calib Date: 26-Sep-2019 19:27:31
Integrator: Falcon
Quant Method: Internal Standard Quant By: Initial Calibration
Last ICal File: \\chromna\Canton\ChromData\A2HP11\20190926-91426.b\P11092633.D

Column 1 : CLP-1 0.53mm ID (0.53 mm) Det: GC ECD1A
Column 2 : CLP-2 0.53mm ID (0.53 mm) Det: GC ecd2b
Process Host: CTX0305

First Level Reviewer: hassl Date: 27-Sep-2019 07:37:17

Col	RT (min.)	Exp RT (min.)	Dlt RT (min.)	Response	Cal Amt ng/ul	OnCol Amt ng/ul	Flags
* 14 1-Bromo-2-nitrobenzene							
1	1.394	1.393	0.001	121654299	0.0500	0.0500	
2	1.834	1.834	0.000	136589374	0.0500	0.0500	
3 PCB-1221							
1	2.534	2.534	0.000	1406432	0.0500	0.0602	
1	2.734	2.734	0.000	926677	0.0500	0.0573	
1	2.787	2.787	0.000	3424404	0.0500	0.0584	
		Average of Peak Amounts =				0.0586	
2	3.695	3.695	0.000	1634243	0.0500	0.0558	
2	3.915	3.915	0.000	1114326	0.0500	0.0565	
2	4.003	4.003	0.000	4056303	0.0500	0.0564	
		Average of Peak Amounts =				0.0563	
						RPD = 4.11	
8 PCB-1254							M
1	5.414	5.414	0.000	5863580	0.0500	0.0530	M
1	5.806	5.806	0.000	7940950	0.0500	0.0510	M
1	6.077	6.077	0.000	6458846	0.0500	0.0528	M
1	6.257	6.257	0.000	5535932	0.0500	0.0541	M
1	6.512	6.512	0.000	8334272	0.0500	0.0509	
		Average of Peak Amounts =				0.0524	
2	6.211	6.211	0.000	5981477	0.0500	0.0552	
2	6.404	6.404	0.000	6978264	0.0500	0.0543	
2	6.830	6.830	0.000	10684849	0.0500	0.0544	
2	7.042	7.042	0.000	7297624	0.0500	0.0523	
2	7.520	7.520	0.000	10279935	0.0500	0.0523	
		Average of Peak Amounts =				0.0537	
						RPD = 2.43	

QC Flag Legend

Review Flags

M - Manually Integrated

Reagents:

SG2154@0.05PP_00022 Amount Added: 1.00 Units: mL

Report Date: 01-Oct-2019 08:35:44 Chrom Revision: 2.3 17-Sep-2019 16:19:08

Eurofins TestAmerica, Canton

Data File: \\chromna\Canton\ChromData\A2HP11\20190926-91426.b\P11092622.D

Injection Date: 26-Sep-2019 16:46:32 Instrument ID: A2HP11 Operator ID:

Lims ID: std005 ar2154 Worklist Smp#: 22

Client ID:

Injection Vol: 1.0 ul Dil. Factor: 1.0000 ALS Bottle#: 22

Method: PCB11 IS Limit Group: GC 8082A IS

Column: CLP-1 0.53mm ID (0.53 mm) Y Scaling: Method Defined: Set to Absolute Y Value

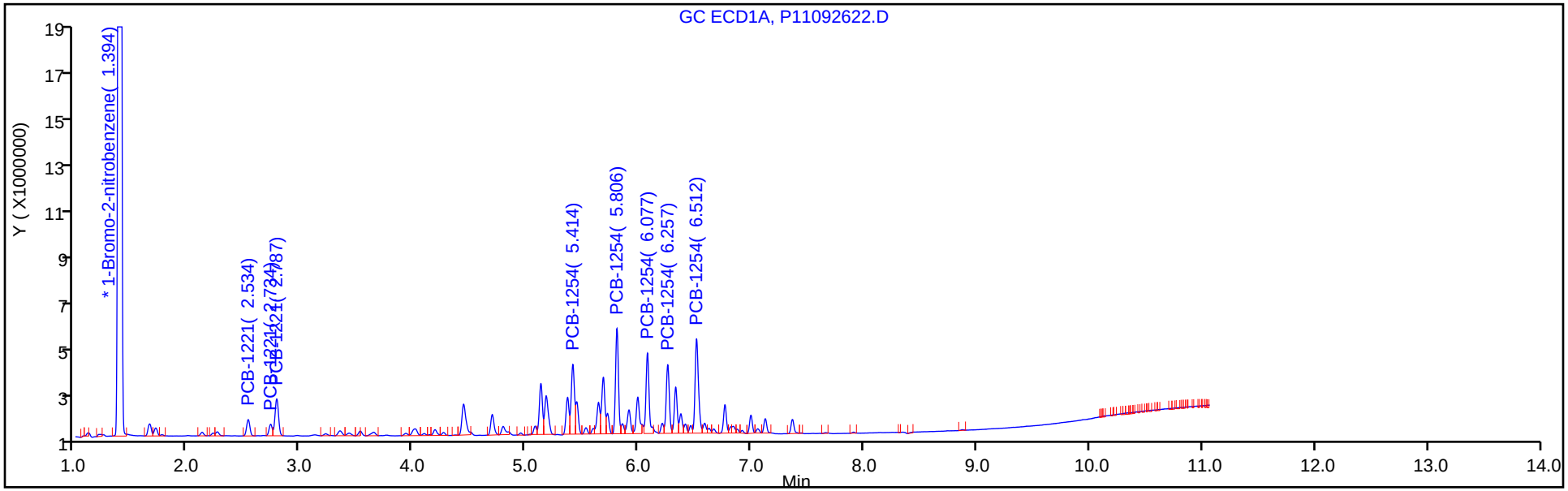

Column: CLP-2 0.53mm ID (0.53 mm) Y Scaling: Method Defined: Set to Absolute Y Value

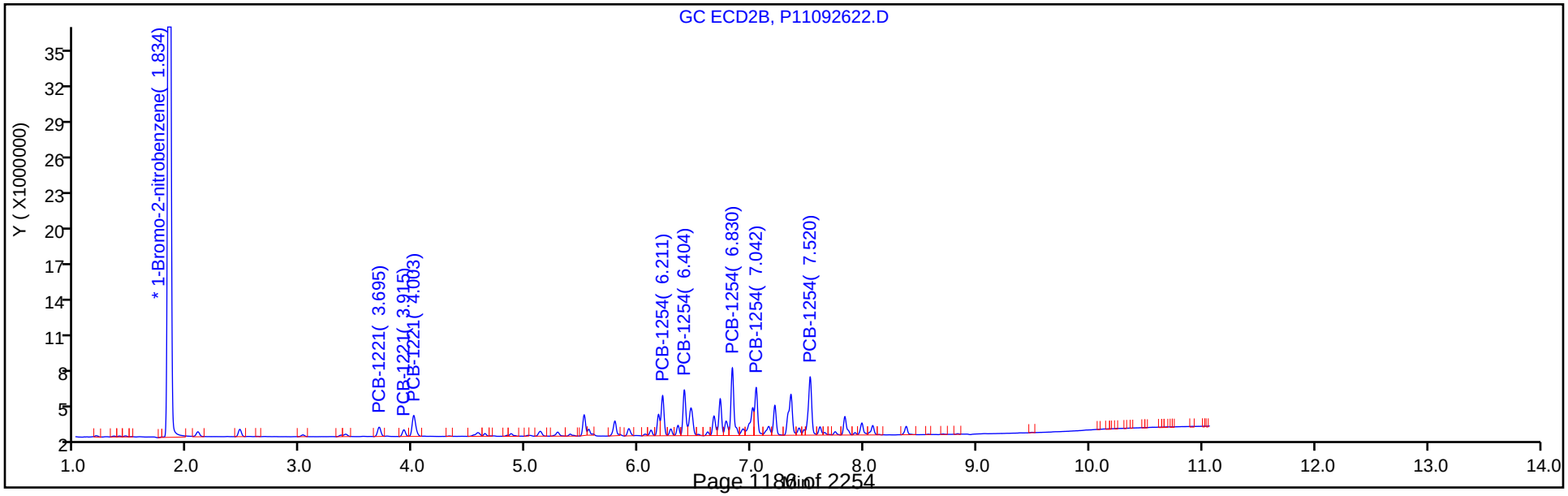

Report Date: 01-Oct-2019 08:35:44 Chrom Revision: 2.3 17-Sep-2019 16:19:08

Eurofins TestAmerica, Canton

Data File: \\chromna\Canton\ChromData\A2HP11\20190926-91426.b\P11092622.D

Injection Date: 26-Sep-2019 16:46:32 Instrument ID: A2HP11

Lims ID: std005 ar2154

Client ID:

Operator ID: ALS Bottle#: 22 Worklist Smp#: 22

Injection Vol: 1.0 ul Dil. Factor: 1.0000

Method: PCB11 IS Limit Group: GC 8082A IS

Column: CLP-1 0.53mm ID (0.53 mm) Detector GC ECD1A

8 PCB-1254, CAS: 11097-69-1

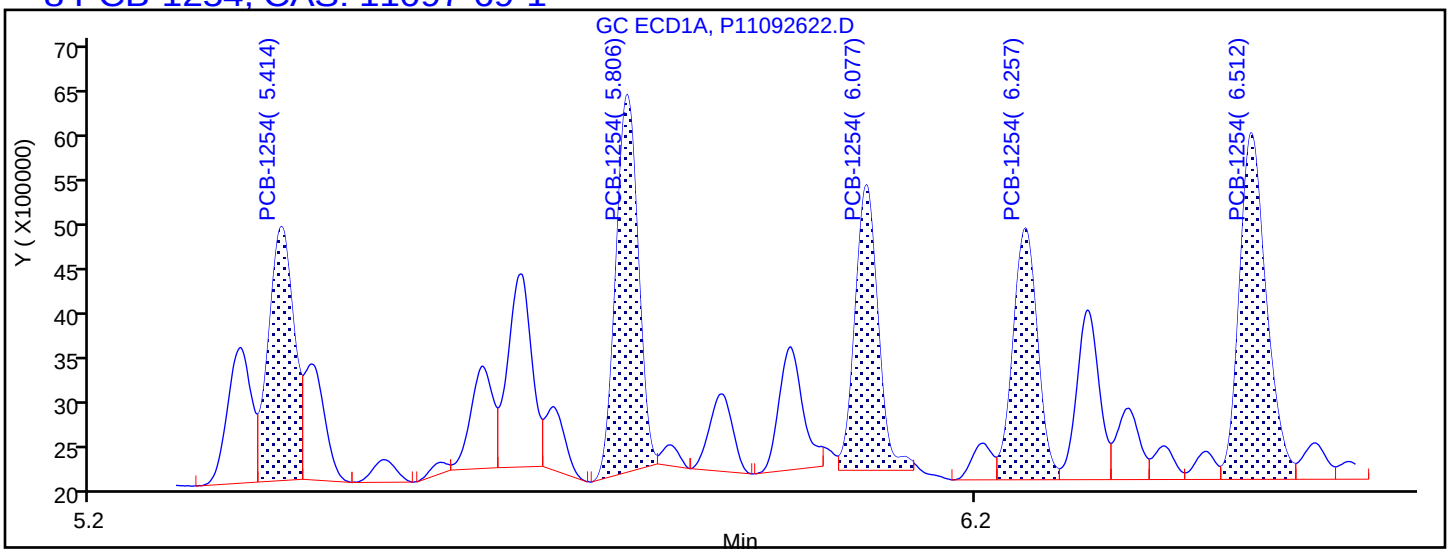

Processing Integration Results

5.414	Response = 5783324
5.806	Response = 7498930
6.077	Response = 5860437
6.257	Response = 5522408
6.512	Response = 8334272

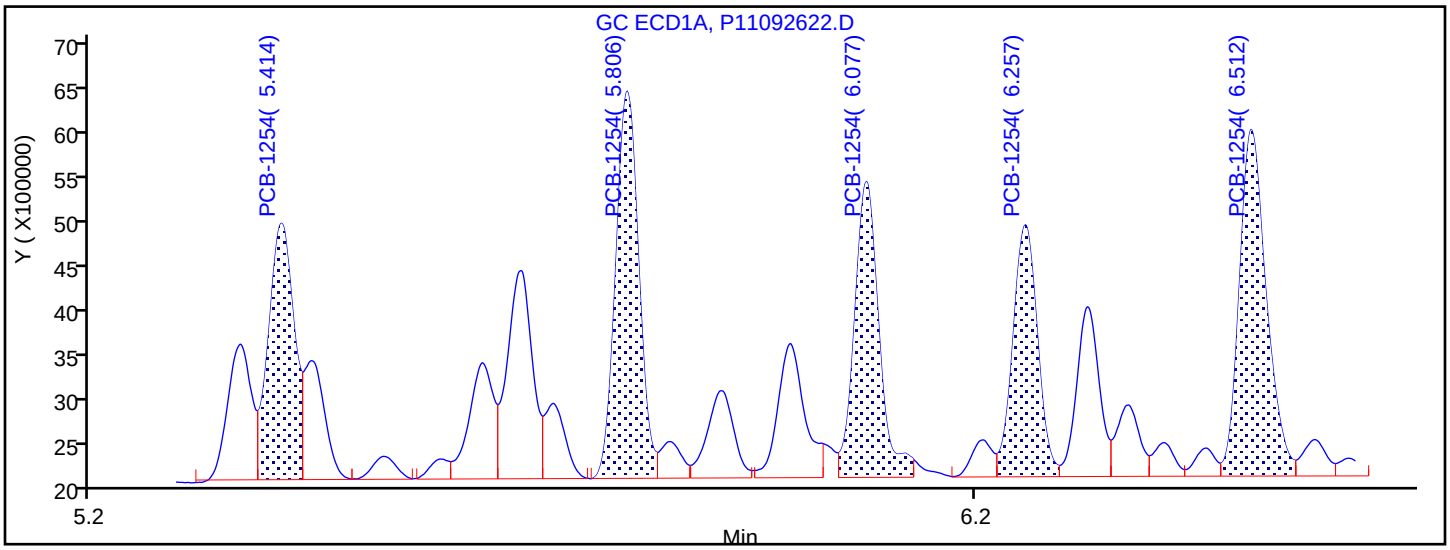

Manual Integration Results

5.414	Response = 5863580	M
5.806	Response = 7940950	M
6.077	Response = 6458846	M
6.257	Response = 5535932	M
6.512	Response = 8334272	

Reviewer: hassl, 27-Sep-2019 07:44:01

Audit Action: Assigned New Baseline Audit Reason: Baseline Smoothing

Eurofins TestAmerica, Canton
Target Compound Quantitation Report

Data File: \\chromna\Canton\ChromData\A2HP11\20190926-91426.b\P11092623.D
Lims ID: std01 ar2154
Client ID:
Sample Type: IC Calib Level: 2
Inject. Date: 26-Sep-2019 17:01:10 ALS Bottle#: 23 Worklist Smp#: 23
Injection Vol: 1.0 ul Dil. Factor: 1.0000
Sample Info: 240-0091426-023
Operator ID: Instrument ID: A2HP11
Sublist: chrom-PCB11 IS*sub6

Method: \\chromna\Canton\ChromData\A2HP11\20190926-91426.b\PCB11 IS.m
Limit Group: GC 8082A IS
Last Update: 01-Oct-2019 08:35:47 Calib Date: 26-Sep-2019 19:27:31
Integrator: Falcon
Quant Method: Internal Standard Quant By: Initial Calibration
Last ICal File: \\chromna\Canton\ChromData\A2HP11\20190926-91426.b\P11092633.D

Column 1 : CLP-1 0.53mm ID (0.53 mm) Det: GC ECD1A
Column 2 : CLP-2 0.53mm ID (0.53 mm) Det: GC ecd2b
Process Host: CTX0305

First Level Reviewer: hassl Date: 27-Sep-2019 07:37:35

Col	RT (min.)	Exp RT (min.)	Dlt RT (min.)	Response	Cal Amt ng/ul	OnCol Amt ng/ul	Flags
* 14 1-Bromo-2-nitrobenzene							
1	1.392	1.393	-0.002	121826915	0.0500	0.0500	
2	1.833	1.834	-0.001	137933261	0.0500	0.0500	
3 PCB-1221							
1	2.534	2.534	0.000	2573562	0.1000	0.1101	
1	2.733	2.734	-0.001	1810170	0.1000	0.1118	
1	2.787	2.787	0.000	6341045	0.1000	0.1079	
		Average of Peak Amounts =				0.1099	
2	3.697	3.695	0.002	3217238	0.1000	0.1089	
2	3.916	3.915	0.001	2228392	0.1000	0.1120	
2	4.004	4.003	0.001	7802067	0.1000	0.1075	
		Average of Peak Amounts =				0.1095	
					RPD =	0.43	
8 PCB-1254							M
1	5.414	5.414	0.000	11400869	0.1000	0.1030	M
1	5.806	5.806	0.000	15563664	0.1000	0.0999	M
1	6.076	6.077	-0.001	12562322	0.1000	0.1026	M
1	6.257	6.257	0.000	10421355	0.1000	0.1018	M
1	6.513	6.512	0.001	16175463	0.1000	0.0987	M
		Average of Peak Amounts =				0.1012	
2	6.213	6.211	0.002	11373610	0.1000	0.1039	
2	6.407	6.404	0.003	13281705	0.1000	0.1024	
2	6.833	6.830	0.003	20167965	0.1000	0.1016	
2	7.043	7.042	0.001	14188124	0.1000	0.1007	
2	7.523	7.520	0.003	20112273	0.1000	0.1013	
		Average of Peak Amounts =				0.1020	
					RPD =	0.77	

QC Flag Legend

Review Flags

M - Manually Integrated

Reagents:

SG2154@O.1PPM_00023 Amount Added: 1.00 Units: mL

Report Date: 01-Oct-2019 08:35:48 Chrom Revision: 2.3 17-Sep-2019 16:19:08

Eurofins TestAmerica, Canton

Data File: \\chromna\Canton\ChromData\A2HP11\20190926-91426.b\P11092623.D

Injection Date:	26-Sep-2019 17:01:10	Instrument ID:	A2HP11	Operator ID:	
Lims ID:	std01 ar2154			Worklist Smp#:	23
Client ID:					
Injection Vol:	1.0 ul	Dil. Factor:	1.0000	ALS Bottle#:	23
Method:	PCB11 IS	Limit Group:	GC 8082A IS		

Column: CLP-1 0.53mm ID (0.53 mm) Y Scaling: Method Defined: Set to Absolute Y Value

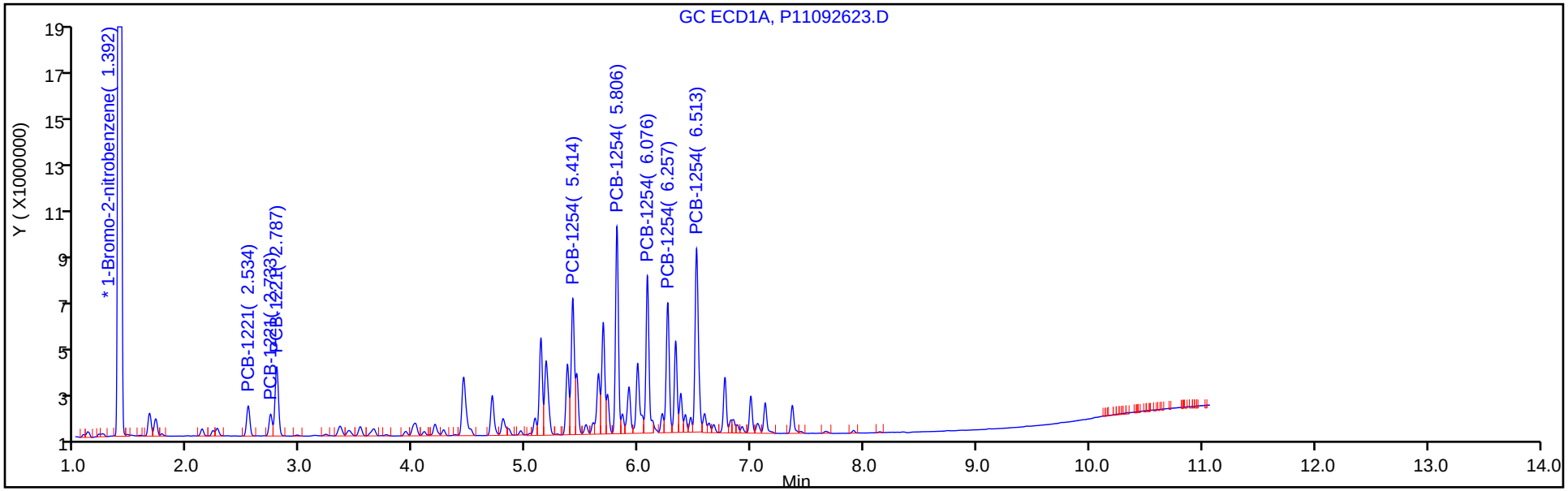

Column: CLP-2 0.53mm ID (0.53 mm) Y Scaling: Method Defined: Set to Absolute Y Value

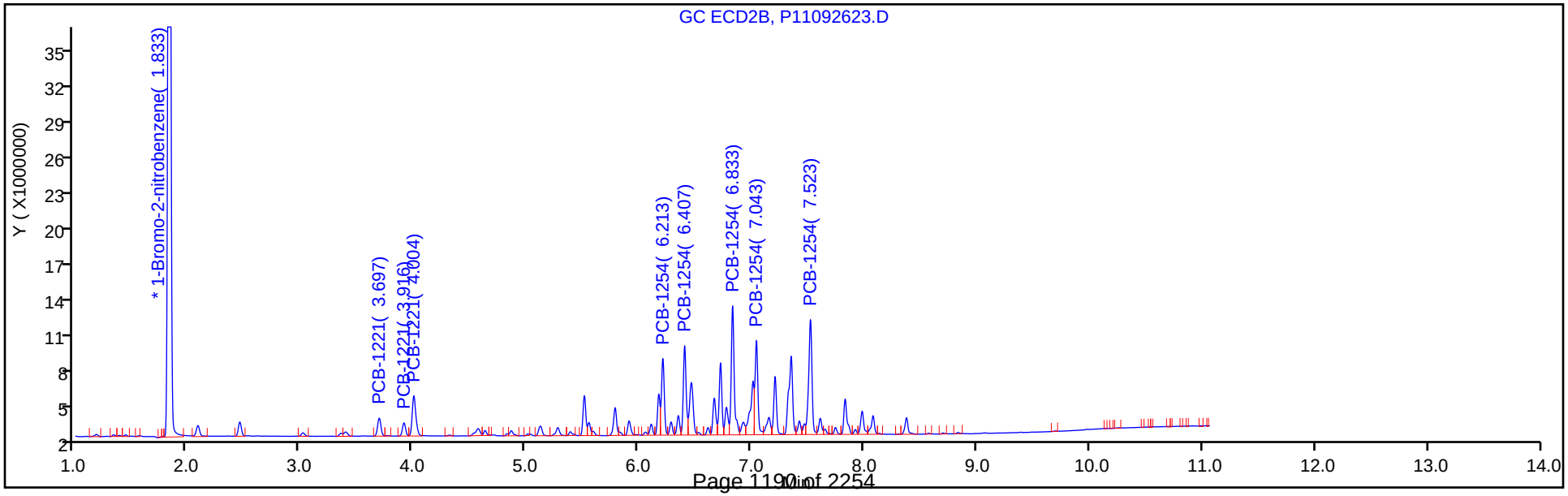

Report Date: 01-Oct-2019 08:35:48 Chrom Revision: 2.3 17-Sep-2019 16:19:08

Eurofins TestAmerica, Canton

Data File: \\chromna\Canton\ChromData\A2HP11\20190926-91426.b\P11092623.D

Injection Date: 26-Sep-2019 17:01:10 Instrument ID: A2HP11

Lims ID: std01 ar2154

Client ID:

Operator ID: ALS Bottle#: 23 Worklist Smp#: 23

Injection Vol: 1.0 ul Dil. Factor: 1.0000

Method: PCB11 IS Limit Group: GC 8082A IS

Column: CLP-1 0.53mm ID (0.53 mm) Detector GC ECD1A

8 PCB-1254, CAS: 11097-69-1

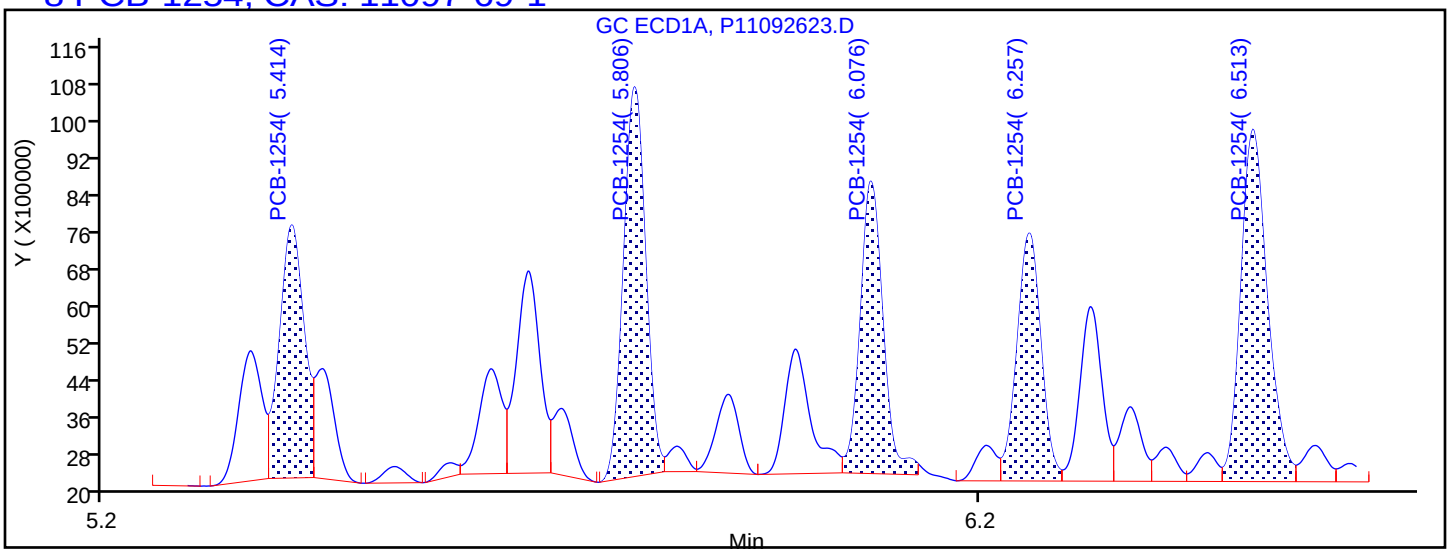

Processing Integration Results

5.414	Response = 10885731
5.806	Response = 14896100
6.076	Response = 11572388
6.257	Response = 10348241
6.513	Response = 16286240

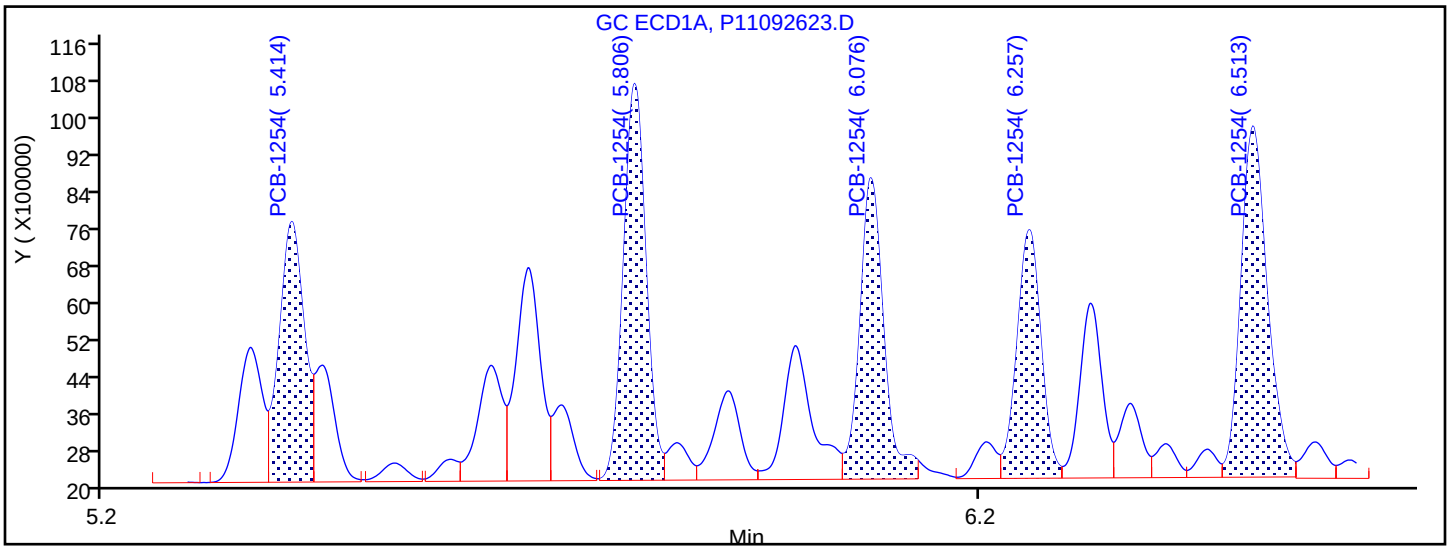

Manual Integration Results

5.414	Response = 11400869	M
5.806	Response = 15563664	M
6.076	Response = 12562322	M
6.257	Response = 10421355	M
6.513	Response = 16175463	M

Reviewer: hassl, 27-Sep-2019 07:39:58

Audit Action: Assigned New Baseline Audit Reason: Baseline Smoothing

Eurofins TestAmerica, Canton
Target Compound Quantitation Report

Data File: \\chromna\Canton\ChromData\A2HP11\20190926-91426.b\P11092624.D
Lims ID: std02 ar2154
Client ID:
Sample Type: IC Calib Level: 3
Inject. Date: 26-Sep-2019 17:15:47 ALS Bottle#: 24 Worklist Smp#: 24
Injection Vol: 1.0 ul Dil. Factor: 1.0000
Sample Info: 240-0091426-024
Operator ID: Instrument ID: A2HP11
Sublist: chrom-PCB11 IS*sub6

Method: \\chromna\Canton\ChromData\A2HP11\20190926-91426.b\PCB11 IS.m
Limit Group: GC 8082A IS
Last Update: 01-Oct-2019 08:35:50 Calib Date: 26-Sep-2019 19:27:31
Integrator: Falcon
Quant Method: Internal Standard Quant By: Initial Calibration
Last ICal File: \\chromna\Canton\ChromData\A2HP11\20190926-91426.b\P11092633.D

Column 1 : CLP-1 0.53mm ID (0.53 mm) Det: GC ECD1A
Column 2 : CLP-2 0.53mm ID (0.53 mm) Det: GC ecd2b
Process Host: CTX0305

First Level Reviewer: hassl Date: 27-Sep-2019 07:12:01

Col	RT (min.)	Exp RT (min.)	Dlt RT (min.)	Response	Cal Amt ng/ul	OnCol Amt ng/ul	Flags
* 14 1-Bromo-2-nitrobenzene							
1	1.393	1.393	-0.001	124611363	0.0500	0.0500	
2	1.834	1.834	0.000	141610136	0.0500	0.0500	
3 PCB-1221							
1	2.534	2.534	0.000	4938129	0.2000	0.2065	
1	2.733	2.734	-0.001	3499829	0.2000	0.2113	
1	2.787	2.787	0.000	12047121	0.2000	0.2005	
		Average of Peak Amounts =				0.2061	
2	3.696	3.695	0.001	6201168	0.2000	0.2044	
2	3.915	3.915	0.000	4237752	0.2000	0.2074	
2	4.003	4.003	0.000	15095638	0.2000	0.2026	
		Average of Peak Amounts =				0.2048	
						RPD = 0.62	
8 PCB-1254							
1	5.414	5.414	0.000	22365803	0.2000	0.1975	
1	5.806	5.806	0.000	31856939	0.2000	0.1998	
1	6.077	6.077	0.000	24548406	0.2000	0.1961	
1	6.256	6.257	-0.001	21020259	0.2000	0.2007	
1	6.512	6.512	0.000	33435756	0.2000	0.1995	
		Average of Peak Amounts =				0.1987	
2	6.211	6.211	0.000	22259219	0.2000	0.1980	
2	6.404	6.404	0.000	26326700	0.2000	0.1977	
2	6.829	6.830	-0.001	40193523	0.2000	0.1972	
2	7.041	7.042	-0.001	28452853	0.2000	0.1967	
2	7.520	7.520	0.000	39971873	0.2000	0.1961	
		Average of Peak Amounts =				0.1971	
						RPD = 0.80	

Reagents:

SG2154@0.2PPM_00023 Amount Added: 1.00 Units: mL

Report Date: 01-Oct-2019 08:35:51 Chrom Revision: 2.3 17-Sep-2019 16:19:08

Eurofins TestAmerica, Canton

Data File: \\chromna\Canton\ChromData\A2HP11\20190926-91426.b\P11092624.D

Injection Date: 26-Sep-2019 17:15:47 Instrument ID: A2HP11 Operator ID:

Lims ID: std02 ar2154 Worklist Smp#: 24

Client ID:

Injection Vol: 1.0 ul Dil. Factor: 1.0000 ALS Bottle#: 24

Method: PCB11 IS Limit Group: GC 8082A IS

Column: CLP-1 0.53mm ID (0.53 mm) Y Scaling: Method Defined: Set to Absolute Y Value

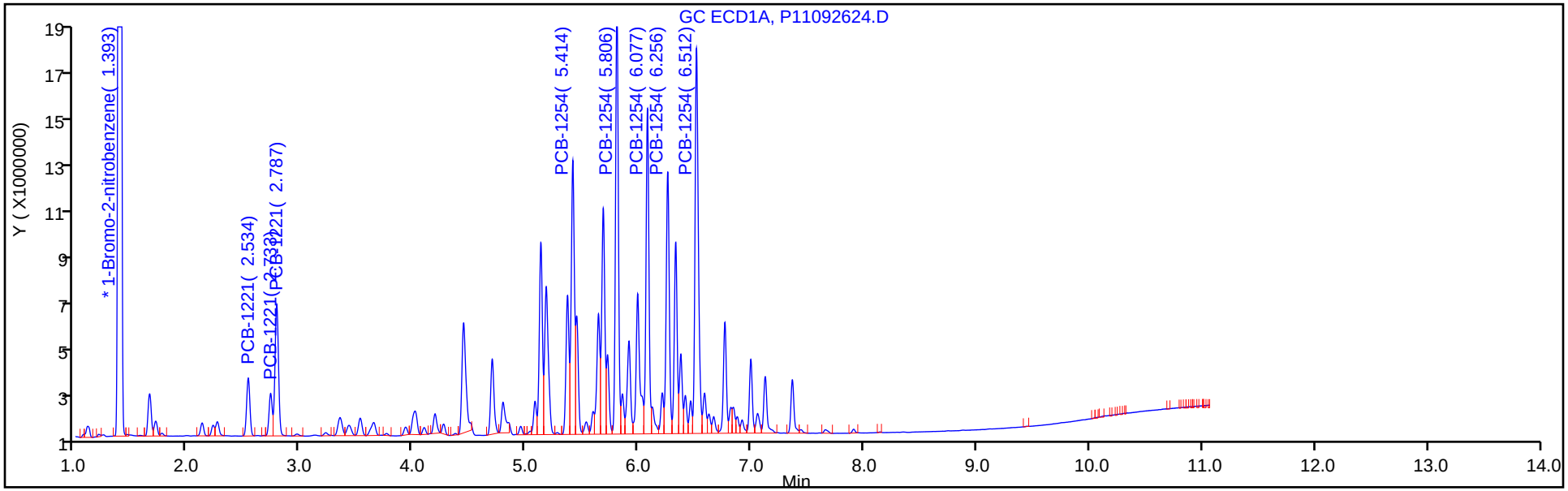

Column: CLP-2 0.53mm ID (0.53 mm) Y Scaling: Method Defined: Set to Absolute Y Value

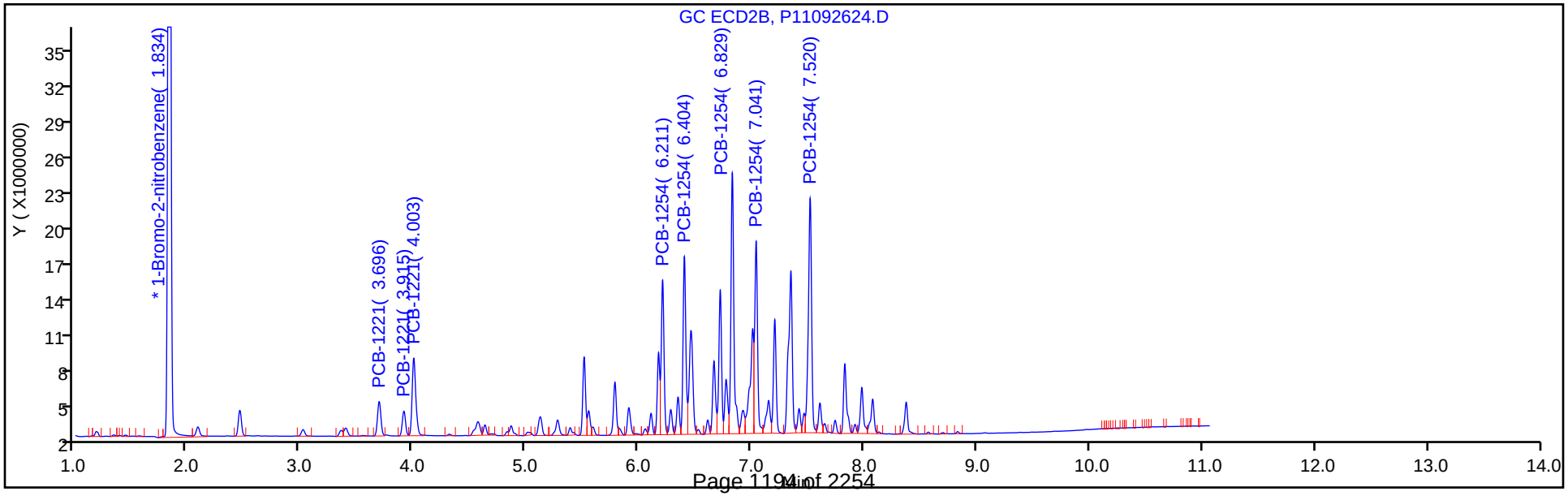

Eurofins TestAmerica, Canton
Target Compound Quantitation Report

Data File: \\chromna\Canton\ChromData\A2HP11\20190926-91426.b\P11092625.D
Lims ID: std05 ar2154
Client ID:
Sample Type: IC Calib Level: 4
Inject. Date: 26-Sep-2019 17:30:25 ALS Bottle#: 25 Worklist Smp#: 25
Injection Vol: 1.0 ul Dil. Factor: 1.0000
Sample Info: 240-0091426-025
Operator ID: Instrument ID: A2HP11
Sublist: chrom-PCB11 IS*sub6

Method: \\chromna\Canton\ChromData\A2HP11\20190926-91426.b\PCB11 IS.m
Limit Group: GC 8082A IS
Last Update: 01-Oct-2019 08:35:54 Calib Date: 26-Sep-2019 19:27:31
Integrator: Falcon
Quant Method: Internal Standard Quant By: Initial Calibration
Last ICal File: \\chromna\Canton\ChromData\A2HP11\20190926-91426.b\P11092633.D

Column 1 : CLP-1 0.53mm ID (0.53 mm) Det: GC ECD1A
Column 2 : CLP-2 0.53mm ID (0.53 mm) Det: GC ecd2b
Process Host: CTX0305

First Level Reviewer: grantk Date: 01-Oct-2019 07:53:45

Col	RT (min.)	Exp RT (min.)	Dlt RT (min.)	Response	Cal Amt ng/ul	OnCol Amt ng/ul	Flags
* 14 1-Bromo-2-nitrobenzene							
1	1.392	1.393	-0.001	116796898	0.0500	0.0500	
2	1.833	1.834	-0.001	131702967	0.0500	0.0500	
3 PCB-1221							
1	2.534	2.534	0.000	10562467	0.5000	0.4712	
1	2.733	2.734	-0.001	7486917	0.5000	0.4822	
1	2.787	2.787	0.000	27596851	0.5000	0.4900	
		Average of Peak Amounts =				0.4811	
2	3.695	3.695	0.000	13845724	0.5000	0.4906	
2	3.915	3.915	0.000	9227408	0.5000	0.4856	
2	4.003	4.003	0.000	33926999	0.5000	0.4897	
		Average of Peak Amounts =				0.4886	
						RPD = 1.55	
8 PCB-1254							
1	5.414	5.414	0.000	52211638	0.5000	0.4919	
1	5.805	5.806	-0.001	75238394	0.5000	0.5035	
1	6.077	6.077	0.000	57586134	0.5000	0.4907	
1	6.257	6.257	0.000	47878232	0.5000	0.4876	
1	6.512	6.512	0.000	78675875	0.5000	0.5008	
		Average of Peak Amounts =				0.4949	
2	6.211	6.211	0.000	51312731	0.5000	0.4907	
2	6.405	6.404	0.001	61333569	0.5000	0.4952	
2	6.830	6.830	0.000	93579375	0.5000	0.4937	
2	7.041	7.042	-0.001	67318914	0.5000	0.5004	
2	7.521	7.520	0.001	95338569	0.5000	0.5028	
		Average of Peak Amounts =				0.4966	
						RPD = 0.33	

Reagents:

SG2154@0.5PPM_00045 Amount Added: 1.00 Units: mL

Report Date: 01-Oct-2019 08:35:54 Chrom Revision: 2.3 17-Sep-2019 16:19:08

Eurofins TestAmerica, Canton

Data File: \\chromna\Canton\ChromData\A2HP11\20190926-91426.b\P11092625.D

Injection Date:	26-Sep-2019 17:30:25	Instrument ID:	A2HP11	Operator ID:	
Lims ID:	std05 ar2154			Worklist Smp#:	25
Client ID:					
Injection Vol:	1.0 ul	Dil. Factor:	1.0000	ALS Bottle#:	25
Method:	PCB11 IS	Limit Group:	GC 8082A IS		

Column: CLP-1 0.53mm ID (0.53 mm) Y Scaling: Method Defined: Set to Absolute Y Value

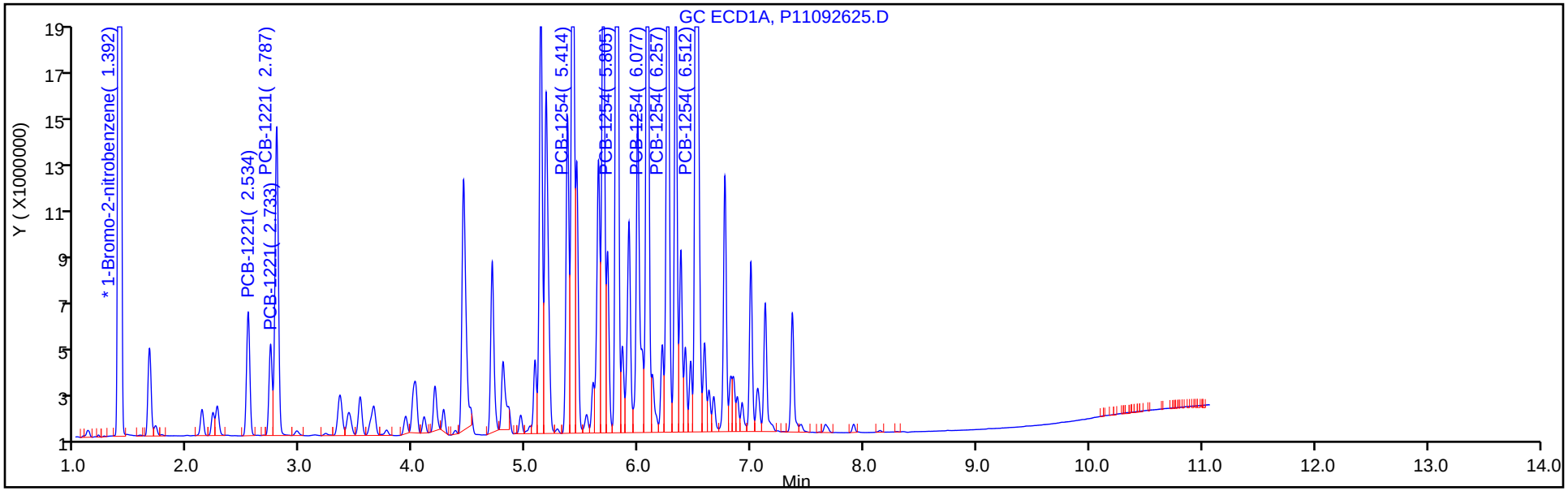

Column: CLP-2 0.53mm ID (0.53 mm) Y Scaling: Method Defined: Set to Absolute Y Value

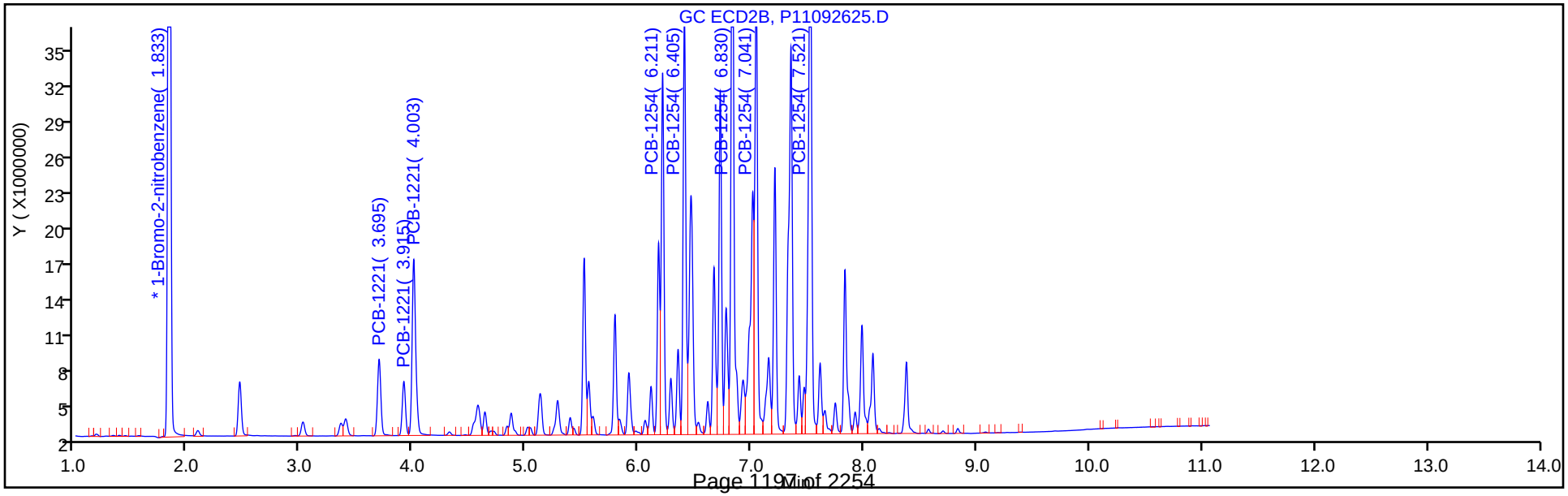

Eurofins TestAmerica, Canton
Target Compound Quantitation Report

Data File: \\chromna\Canton\ChromData\A2HP11\20190926-91426.b\P11092626.D
Lims ID: std1 ar2154
Client ID:
Sample Type: IC Calib Level: 5
Inject. Date: 26-Sep-2019 17:45:04 ALS Bottle#: 26 Worklist Smp#: 26
Injection Vol: 1.0 ul Dil. Factor: 1.0000
Sample Info: 240-0091426-026
Operator ID: Instrument ID: A2HP11
Sublist: chrom-PCB11 IS*sub6

Method: \\chromna\Canton\ChromData\A2HP11\20190926-91426.b\PCB11 IS.m
Limit Group: GC 8082A IS
Last Update: 01-Oct-2019 08:35:57 Calib Date: 26-Sep-2019 19:27:31
Integrator: Falcon
Quant Method: Internal Standard Quant By: Initial Calibration
Last ICal File: \\chromna\Canton\ChromData\A2HP11\20190926-91426.b\P11092633.D

Column 1 : CLP-1 0.53mm ID (0.53 mm) Det: GC ECD1A
Column 2 : CLP-2 0.53mm ID (0.53 mm) Det: GC ecd2b
Process Host: CTX0305

First Level Reviewer: grantk Date: 01-Oct-2019 07:54:05

Col	RT (min.)	Exp RT (min.)	Dlt RT (min.)	Response	Cal Amt ng/ul	OnCol Amt ng/ul	Flags
* 14 1-Bromo-2-nitrobenzene							
1	1.393	1.393	0.000	124666885	0.0500	0.0500	
2	1.834	1.834	0.000	141910192	0.0500	0.0500	
3 PCB-1221							
1	2.534	2.534	0.000	20647362	1.00	0.8630	
1	2.733	2.734	-0.001	14481885	1.00	0.8738	
1	2.787	2.787	0.000	52931586	1.00	0.8805	
		Average of Peak Amounts =				0.8724	
2	3.697	3.695	0.002	27421612	1.00	0.9018	
2	3.917	3.915	0.002	18030556	1.00	0.8806	
2	4.005	4.003	0.002	67693538	1.00	0.9067	
		Average of Peak Amounts =				0.8964	
						RPD = 2.71	
8 PCB-1254							
1	5.413	5.414	-0.001	111363573	1.00	0.9829	
1	5.806	5.806	0.000	158140295	1.00	0.99	
1	6.076	6.077	-0.001	123370727	1.00	0.9849	
1	6.257	6.257	0.000	101241826	1.00	0.9660	
1	6.512	6.512	0.000	168494919	1.00	1.00	
		Average of Peak Amounts =				0.9860	
2	6.213	6.211	0.002	106063448	1.00	0.9413	
2	6.407	6.404	0.003	127672440	1.00	0.9566	
2	6.833	6.830	0.003	195768233	1.00	0.9585	
2	7.044	7.042	0.002	141742602	1.00	0.9779	
2	7.523	7.520	0.003	200842021	1.00	0.9830	
		Average of Peak Amounts =				0.9635	
						RPD = 2.32	

Reagents:

SG2154@1.0PPM_00031 Amount Added: 1.00 Units: mL

Report Date: 01-Oct-2019 08:35:58 Chrom Revision: 2.3 17-Sep-2019 16:19:08

Eurofins TestAmerica, Canton

Data File: \\chromna\Canton\ChromData\A2HP11\20190926-91426.b\P11092626.D

Injection Date:	26-Sep-2019 17:45:04	Instrument ID:	A2HP11	Operator ID:	
Lims ID:	std1 ar2154			Worklist Smp#:	26
Client ID:					
Injection Vol:	1.0 ul	Dil. Factor:	1.0000	ALS Bottle#:	26
Method:	PCB11 IS	Limit Group:	GC 8082A IS		

Column: CLP-1 0.53mm ID (0.53 mm) Y Scaling: Method Defined: Set to Absolute Y Value

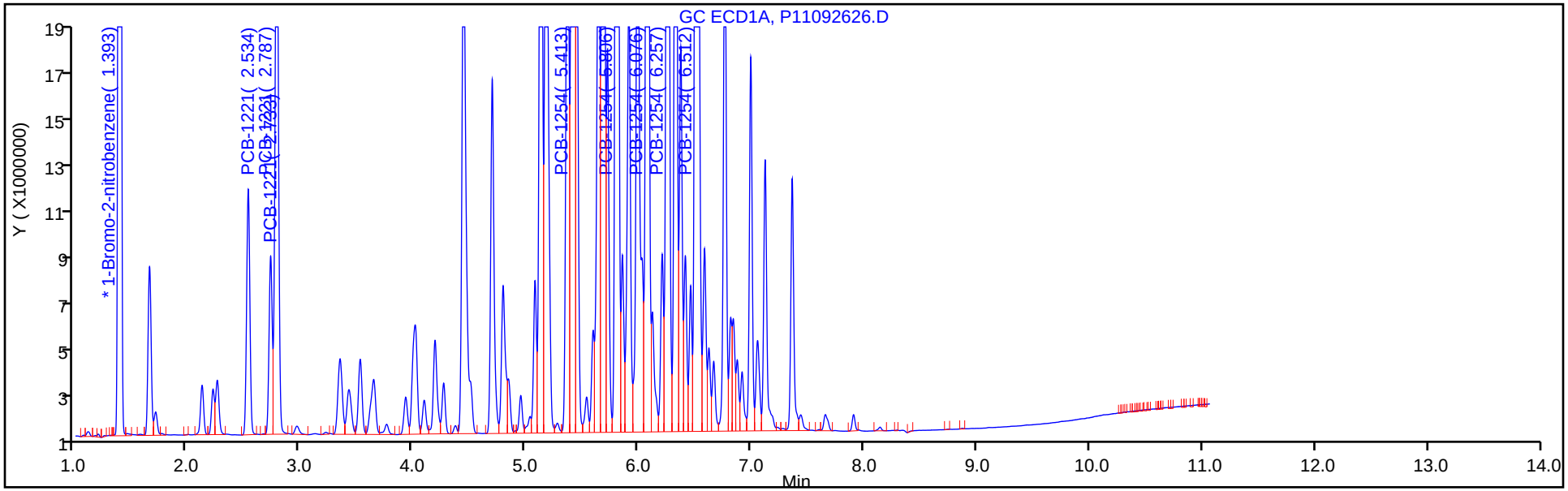

Column: CLP-2 0.53mm ID (0.53 mm) Y Scaling: Method Defined: Set to Absolute Y Value

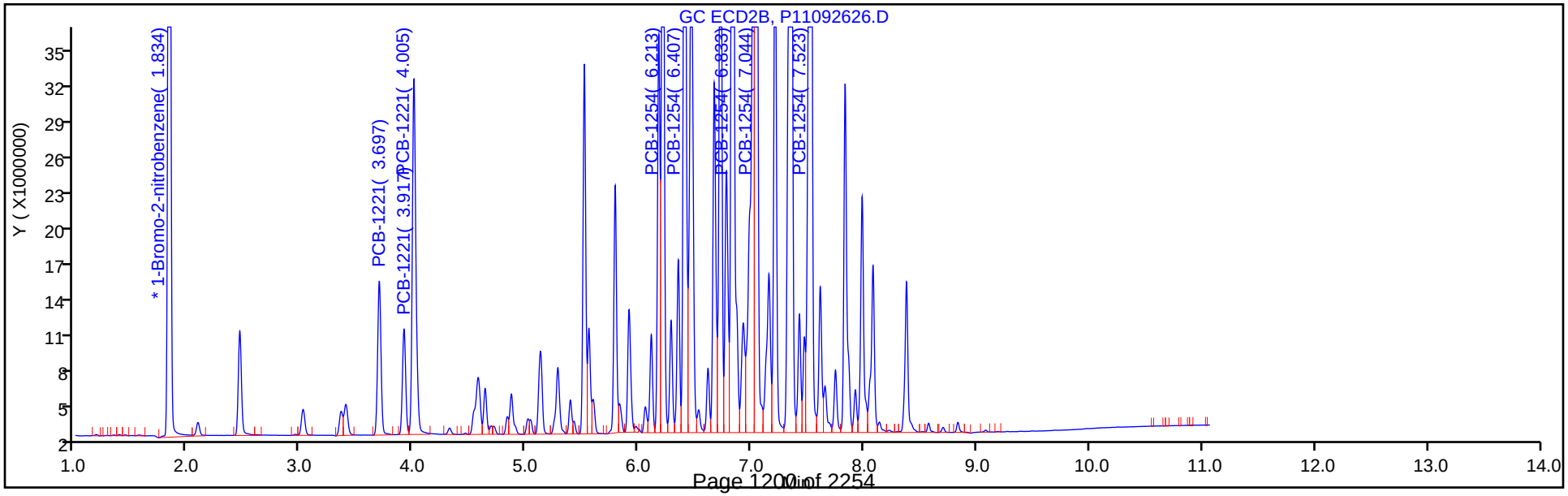

Eurofins TestAmerica, Canton
Target Compound Quantitation Report

Data File: \\chromna\Canton\ChromData\A2HP11\20190926-91426.b\P11092627.D
Lims ID: std15 ar2154
Client ID:
Sample Type: IC Calib Level: 6
Inject. Date: 26-Sep-2019 17:59:40 ALS Bottle#: 27 Worklist Smp#: 27
Injection Vol: 1.0 ul Dil. Factor: 1.0000
Sample Info: 240-0091426-027
Operator ID: Instrument ID: A2HP11
Sublist: chrom-PCB11 IS*sub6

Method: \\chromna\Canton\ChromData\A2HP11\20190926-91426.b\PCB11 IS.m
Limit Group: GC 8082A IS
Last Update: 01-Oct-2019 08:36:01 Calib Date: 26-Sep-2019 19:27:31
Integrator: Falcon
Quant Method: Internal Standard Quant By: Initial Calibration
Last ICal File: \\chromna\Canton\ChromData\A2HP11\20190926-91426.b\P11092633.D

Column 1 : CLP-1 0.53mm ID (0.53 mm) Det: GC ECD1A
Column 2 : CLP-2 0.53mm ID (0.53 mm) Det: GC ecd2b
Process Host: CTX0305

First Level Reviewer: grantk Date: 01-Oct-2019 07:54:25

Col	RT (min.)	Exp RT (min.)	Dlt RT (min.)	Response	Cal Amt ng/ul	OnCol Amt ng/ul	Flags
* 14 1-Bromo-2-nitrobenzene							
1	1.391	1.393	-0.002	120357827	0.0500	0.0500	
2	1.832	1.834	-0.002	135599627	0.0500	0.0500	
3 PCB-1221							
1	2.533	2.534	-0.001	29672677	1.50	1.28	
1	2.732	2.734	-0.002	20214102	1.50	1.26	
1	2.786	2.787	-0.001	77496590	1.50	1.34	
		Average of Peak Amounts =				1.29	
2	3.695	3.695	0.000	38772607	1.50	1.33	
2	3.914	3.915	-0.001	25246827	1.50	1.29	
2	4.003	4.003	0.000	95953345	1.50	1.35	
		Average of Peak Amounts =				1.32	
						RPD = 2.21	
8 PCB-1254							
1	5.414	5.414	0.000	156737625	1.50	1.43	
1	5.805	5.806	-0.001	227083784	1.50	1.47	
1	6.076	6.077	-0.001	176049483	1.50	1.46	
1	6.256	6.257	-0.001	144963414	1.50	1.43	
1	6.512	6.512	0.000	240553655	1.50	1.49	
		Average of Peak Amounts =				1.46	
2	6.211	6.211	0.000	152765084	1.50	1.42	
2	6.404	6.404	0.000	182519250	1.50	1.43	
2	6.830	6.830	0.000	282495975	1.50	1.45	
2	7.040	7.042	-0.002	204568322	1.50	1.48	
2	7.520	7.520	0.000	284869541	1.50	1.46	
		Average of Peak Amounts =				1.45	
						RPD = 0.67	

Reagents:

SG2154@1.5PPM_00006 Amount Added: 1.00 Units: mL

Report Date: 01-Oct-2019 08:36:02 Chrom Revision: 2.3 17-Sep-2019 16:19:08

Eurofins TestAmerica, Canton

Data File: \\chromna\Canton\ChromData\A2HP11\20190926-91426.b\P11092627.D

Injection Date:	26-Sep-2019 17:59:40	Instrument ID:	A2HP11	Operator ID:	
Lims ID:	std15 ar2154			Worklist Smp#:	27
Client ID:					
Injection Vol:	1.0 ul	Dil. Factor:	1.0000	ALS Bottle#:	27
Method:	PCB11 IS	Limit Group:	GC 8082A IS		

Column: CLP-1 0.53mm ID (0.53 mm) Y Scaling: Method Defined: Set to Absolute Y Value

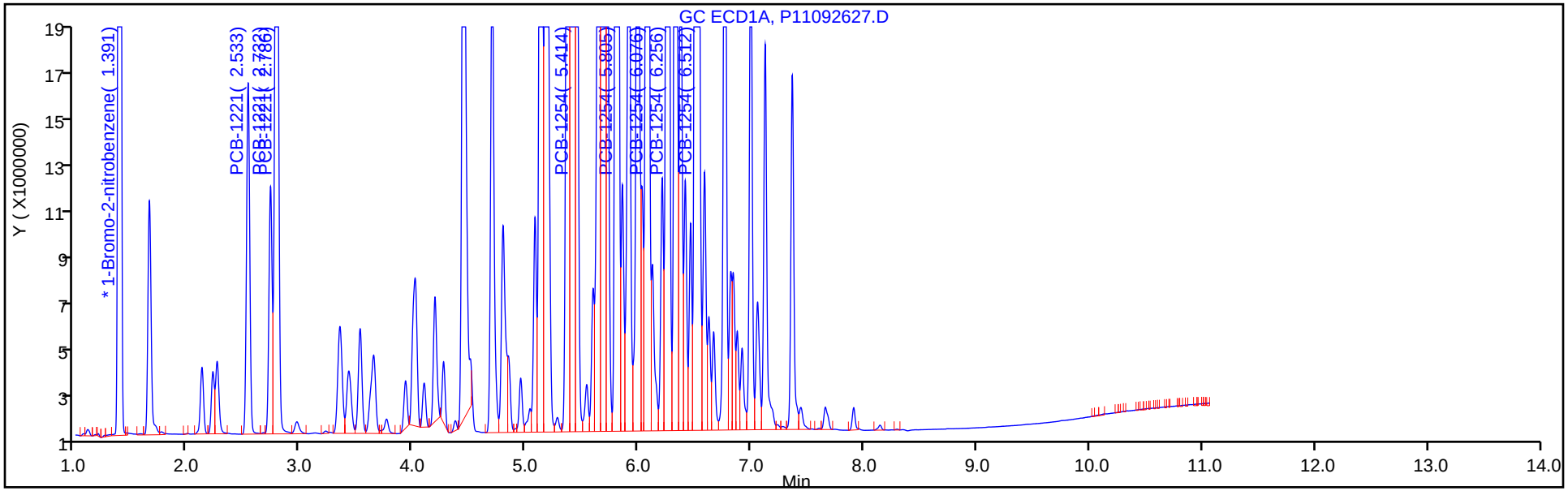

Column: CLP-2 0.53mm ID (0.53 mm) Y Scaling: Method Defined: Set to Absolute Y Value

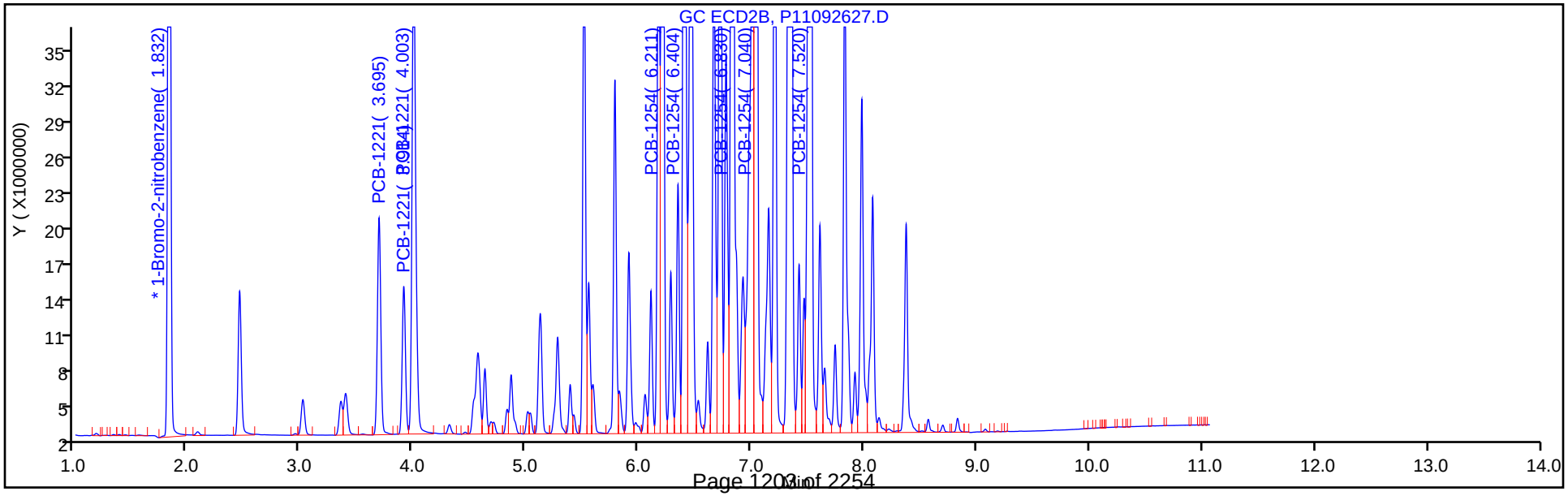

FORM VI
PCBS BY INTERNAL STANDARD - INITIAL CALIBRATION DATA
CURVE EVALUATION

Lab Name: Eurofins TestAmerica, Canton Job No.: 240-124062-1 Analy Batch No.: 402587

SDG No.:

Instrument ID: A2HP11 GC Column: CLP-2 (0.53 ID: 0.53(mm) Heated Purge: (Y/N) N

Calibration Start Date: 09/26/2019 16:46 Calibration End Date: 09/26/2019 17:59 Calibration ID: 53486

Calibration Files:

LEVEL:	LAB SAMPLE ID:	LAB FILE ID:
Level 1	STD005 240-402587/22	P11092622.D
Level 2	STD01 240-402587/23	P11092623.D
Level 3	STD02 240-402587/24	P11092624.D
Level 4	STD05 240-402587/25	P11092625.D
Level 5	STD1 240-402587/26	P11092626.D
Level 6	STD15 240-402587/27	P11092627.D

ANALYTE	RRF					CURVE TYPE	COEFFICIENT			#	MIN RRF	%RSD	#	MAX %RSD	R^2 OR COD	#	MIN R^2 OR COD
	LVL 1 LVL 6	LVL 2	LVL 3	LVL 4	LVL 5		B	M1	M2								
PCB-1221 Peak 1	0.0120 0.0095	0.0117	0.0109	0.0105	0.0097	Ave		0.0107				9.4		20.0			
PCB-1221 Peak 2	0.0082 0.0062	0.0081	0.0075	0.0070	0.0064	Ave		0.0072				11.6		20.0			
PCB-1221 Peak 3	0.0297 0.0236	0.0283	0.0266	0.0258	0.0239	Ave		0.0263				9.2		20.0			
PCB-1254 Peak 1	0.0438 0.0376	0.0412	0.0393	0.0390	0.0374	Ave		0.0397				6.2		20.0			
PCB-1254 Peak 2	0.0511 0.0449	0.0481	0.0465	0.0466	0.0450	Ave		0.0470				5.0		20.0			
PCB-1254 Peak 3	0.0782 0.0694	0.0731	0.0710	0.0711	0.0690	Ave		0.0720				4.7		20.0			
PCB-1254 Peak 4	0.0534 0.0503	0.0514	0.0502	0.0511	0.0499	Ave		0.0511				2.5		20.0			
PCB-1254 Peak 5	0.0753 0.0700	0.0729	0.0706	0.0724	0.0708	Ave		0.0720				2.7		20.0			

Note: The M1 coefficient is the same as Ave RRF for an Ave curve type.

FORM VI
PCBS BY INTERNAL STANDARD - INITIAL CALIBRATION DATA
RESPONSE AND CONCENTRATION

Lab Name: Eurofins TestAmerica, Canton Job No.: 240-124062-1 Analy Batch No.: 402587

SDG No.:

Instrument ID: A2HP11 GC Column: CLP-2 (0.53 ID: 0.53(mm) Heated Purge: (Y/N) N

Calibration Start Date: 09/26/2019 16:46 Calibration End Date: 09/26/2019 17:59 Calibration ID: 53486

Calibration Files:

LEVEL:	LAB SAMPLE ID:	LAB FILE ID:
Level 1	STD005 240-402587/22	P11092622.D
Level 2	STD01 240-402587/23	P11092623.D
Level 3	STD02 240-402587/24	P11092624.D
Level 4	STD05 240-402587/25	P11092625.D
Level 5	STD1 240-402587/26	P11092626.D
Level 6	STD15 240-402587/27	P11092627.D

ANALYTE	IS REF	CURVE TYPE	RESPONSE					CONCENTRATION (NG/UL)				
			LVL 1 LVL 6	LVL 2	LVL 3	LVL 4	LVL 5	LVL 1 LVL 6	LVL 2	LVL 3	LVL 4	LVL 5
PCB-1221 Peak 1	BNB	Ave	1634243 38772607	3217238	6201168	13845724	27421612	0.0500 1.50	0.100	0.200	0.500	1.00
PCB-1221 Peak 2	BNB	Ave	1114326 25246827	2228392	4237752	9227408	18030556	0.0500 1.50	0.100	0.200	0.500	1.00
PCB-1221 Peak 3	BNB	Ave	4056303 95953345	7802067	15095638	33926999	67693538	0.0500 1.50	0.100	0.200	0.500	1.00
PCB-1254 Peak 1	BNB	Ave	5981477 152765084	11373610	22259219	51312731	106063448	0.0500 1.50	0.100	0.200	0.500	1.00
PCB-1254 Peak 2	BNB	Ave	6978264 182519250	13281705	26326700	61333569	127672440	0.0500 1.50	0.100	0.200	0.500	1.00
PCB-1254 Peak 3	BNB	Ave	10684849 282495975	20167965	40193523	93579375	195768233	0.0500 1.50	0.100	0.200	0.500	1.00
PCB-1254 Peak 4	BNB	Ave	7297624 204568322	14188124	28452853	67318914	141742602	0.0500 1.50	0.100	0.200	0.500	1.00
PCB-1254 Peak 5	BNB	Ave	10279935 284869541	20112273	39971873	95338569	200842021	0.0500 1.50	0.100	0.200	0.500	1.00

Curve Type Legend:
Ave = Average ISTD

Eurofins TestAmerica, Canton
Target Compound Quantitation Report

Data File: \\chromna\Canton\ChromData\A2HP11\20190926-91426.b\P11092622.D
Lims ID: std005 ar2154
Client ID:
Sample Type: IC Calib Level: 1
Inject. Date: 26-Sep-2019 16:46:32 ALS Bottle#: 22 Worklist Smp#: 22
Injection Vol: 1.0 ul Dil. Factor: 1.0000
Sample Info: 240-0091426-022
Operator ID: Instrument ID: A2HP11
Sublist: chrom-PCB11 IS*sub6

Method: \\chromna\Canton\ChromData\A2HP11\20190926-91426.b\PCB11 IS.m
Limit Group: GC 8082A IS
Last Update: 01-Oct-2019 08:35:43 Calib Date: 26-Sep-2019 19:27:31
Integrator: Falcon
Quant Method: Internal Standard Quant By: Initial Calibration
Last ICal File: \\chromna\Canton\ChromData\A2HP11\20190926-91426.b\P11092633.D

Column 1 : CLP-1 0.53mm ID (0.53 mm) Det: GC ECD1A
Column 2 : CLP-2 0.53mm ID (0.53 mm) Det: GC ecd2b
Process Host: CTX0305

First Level Reviewer: hassl Date: 27-Sep-2019 07:37:17

Col	RT (min.)	Exp RT (min.)	Dlt RT (min.)	Response	Cal Amt ng/ul	OnCol Amt ng/ul	Flags
* 14 1-Bromo-2-nitrobenzene							
1	1.394	1.393	0.001	121654299	0.0500	0.0500	
2	1.834	1.834	0.000	136589374	0.0500	0.0500	
3 PCB-1221							
1	2.534	2.534	0.000	1406432	0.0500	0.0602	
1	2.734	2.734	0.000	926677	0.0500	0.0573	
1	2.787	2.787	0.000	3424404	0.0500	0.0584	
		Average of Peak Amounts =				0.0586	
2	3.695	3.695	0.000	1634243	0.0500	0.0558	
2	3.915	3.915	0.000	1114326	0.0500	0.0565	
2	4.003	4.003	0.000	4056303	0.0500	0.0564	
		Average of Peak Amounts =				0.0563	
						RPD = 4.11	
8 PCB-1254							M
1	5.414	5.414	0.000	5863580	0.0500	0.0530	M
1	5.806	5.806	0.000	7940950	0.0500	0.0510	M
1	6.077	6.077	0.000	6458846	0.0500	0.0528	M
1	6.257	6.257	0.000	5535932	0.0500	0.0541	M
1	6.512	6.512	0.000	8334272	0.0500	0.0509	
		Average of Peak Amounts =				0.0524	
2	6.211	6.211	0.000	5981477	0.0500	0.0552	
2	6.404	6.404	0.000	6978264	0.0500	0.0543	
2	6.830	6.830	0.000	10684849	0.0500	0.0544	
2	7.042	7.042	0.000	7297624	0.0500	0.0523	
2	7.520	7.520	0.000	10279935	0.0500	0.0523	
		Average of Peak Amounts =				0.0537	
						RPD = 2.43	

QC Flag Legend

Review Flags

M - Manually Integrated

Reagents:

SG2154@0.05PP_00022 Amount Added: 1.00 Units: mL

Report Date: 01-Oct-2019 08:35:44 Chrom Revision: 2.3 17-Sep-2019 16:19:08

Eurofins TestAmerica, Canton

Data File: \\chromna\Canton\ChromData\A2HP11\20190926-91426.b\P11092622.D

Injection Date: 26-Sep-2019 16:46:32 Instrument ID: A2HP11 Operator ID:

Lims ID: std005 ar2154 Worklist Smp#: 22

Client ID:

Injection Vol: 1.0 ul Dil. Factor: 1.0000 ALS Bottle#: 22

Method: PCB11 IS Limit Group: GC 8082A IS

Column: CLP-1 0.53mm ID (0.53 mm) Y Scaling: Method Defined: Set to Absolute Y Value

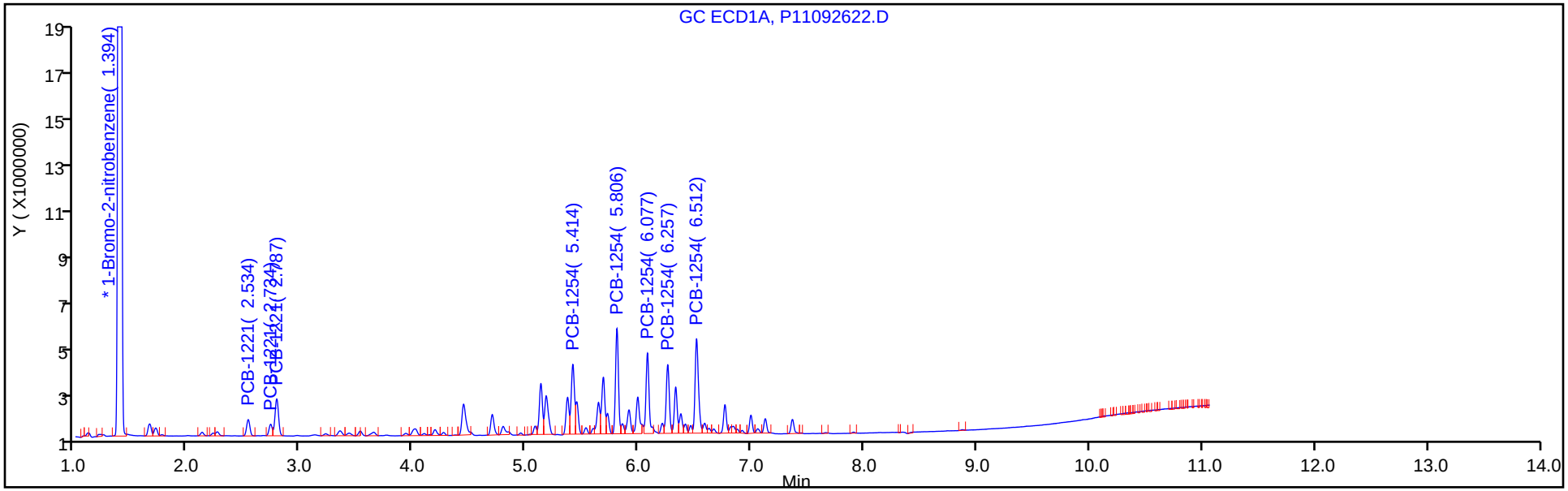

Column: CLP-2 0.53mm ID (0.53 mm) Y Scaling: Method Defined: Set to Absolute Y Value

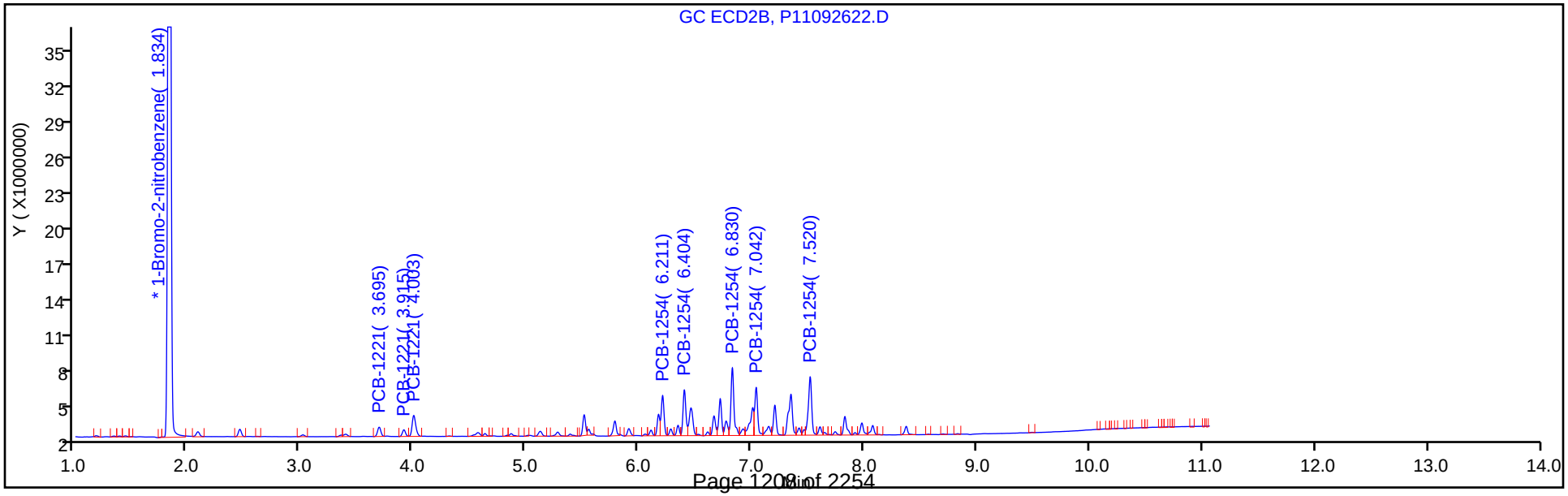

Eurofins TestAmerica, Canton
Target Compound Quantitation Report

Data File: \\chromna\Canton\ChromData\A2HP11\20190926-91426.b\P11092623.D
Lims ID: std01 ar2154
Client ID:
Sample Type: IC Calib Level: 2
Inject. Date: 26-Sep-2019 17:01:10 ALS Bottle#: 23 Worklist Smp#: 23
Injection Vol: 1.0 ul Dil. Factor: 1.0000
Sample Info: 240-0091426-023
Operator ID: Instrument ID: A2HP11
Sublist: chrom-PCB11 IS*sub6

Method: \\chromna\Canton\ChromData\A2HP11\20190926-91426.b\PCB11 IS.m
Limit Group: GC 8082A IS
Last Update: 01-Oct-2019 08:35:47 Calib Date: 26-Sep-2019 19:27:31
Integrator: Falcon
Quant Method: Internal Standard Quant By: Initial Calibration
Last ICal File: \\chromna\Canton\ChromData\A2HP11\20190926-91426.b\P11092633.D

Column 1 : CLP-1 0.53mm ID (0.53 mm) Det: GC ECD1A
Column 2 : CLP-2 0.53mm ID (0.53 mm) Det: GC ecd2b
Process Host: CTX0305

First Level Reviewer: hassl Date: 27-Sep-2019 07:37:35

Col	RT (min.)	Exp RT (min.)	Dlt RT (min.)	Response	Cal Amt ng/ul	OnCol Amt ng/ul	Flags
* 14 1-Bromo-2-nitrobenzene							
1	1.392	1.393	-0.002	121826915	0.0500	0.0500	
2	1.833	1.834	-0.001	137933261	0.0500	0.0500	
3 PCB-1221							
1	2.534	2.534	0.000	2573562	0.1000	0.1101	
1	2.733	2.734	-0.001	1810170	0.1000	0.1118	
1	2.787	2.787	0.000	6341045	0.1000	0.1079	
		Average of Peak Amounts =				0.1099	
2	3.697	3.695	0.002	3217238	0.1000	0.1089	
2	3.916	3.915	0.001	2228392	0.1000	0.1120	
2	4.004	4.003	0.001	7802067	0.1000	0.1075	
		Average of Peak Amounts =				0.1095	
					RPD =	0.43	
8 PCB-1254							M
1	5.414	5.414	0.000	11400869	0.1000	0.1030	M
1	5.806	5.806	0.000	15563664	0.1000	0.0999	M
1	6.076	6.077	-0.001	12562322	0.1000	0.1026	M
1	6.257	6.257	0.000	10421355	0.1000	0.1018	M
1	6.513	6.512	0.001	16175463	0.1000	0.0987	M
		Average of Peak Amounts =				0.1012	
2	6.213	6.211	0.002	11373610	0.1000	0.1039	
2	6.407	6.404	0.003	13281705	0.1000	0.1024	
2	6.833	6.830	0.003	20167965	0.1000	0.1016	
2	7.043	7.042	0.001	14188124	0.1000	0.1007	
2	7.523	7.520	0.003	20112273	0.1000	0.1013	
		Average of Peak Amounts =				0.1020	
					RPD =	0.77	

QC Flag Legend

Review Flags

M - Manually Integrated

Reagents:

SG2154@O.1PPM_00023 Amount Added: 1.00 Units: mL

Report Date: 01-Oct-2019 08:35:48 Chrom Revision: 2.3 17-Sep-2019 16:19:08

Eurofins TestAmerica, Canton

Data File: \\chromna\Canton\ChromData\A2HP11\20190926-91426.b\P11092623.D

Injection Date:	26-Sep-2019 17:01:10	Instrument ID:	A2HP11	Operator ID:	
Lims ID:	std01 ar2154			Worklist Smp#:	23
Client ID:					
Injection Vol:	1.0 ul	Dil. Factor:	1.0000	ALS Bottle#:	23
Method:	PCB11 IS	Limit Group:	GC 8082A IS		

Column: CLP-1 0.53mm ID (0.53 mm) Y Scaling: Method Defined: Set to Absolute Y Value

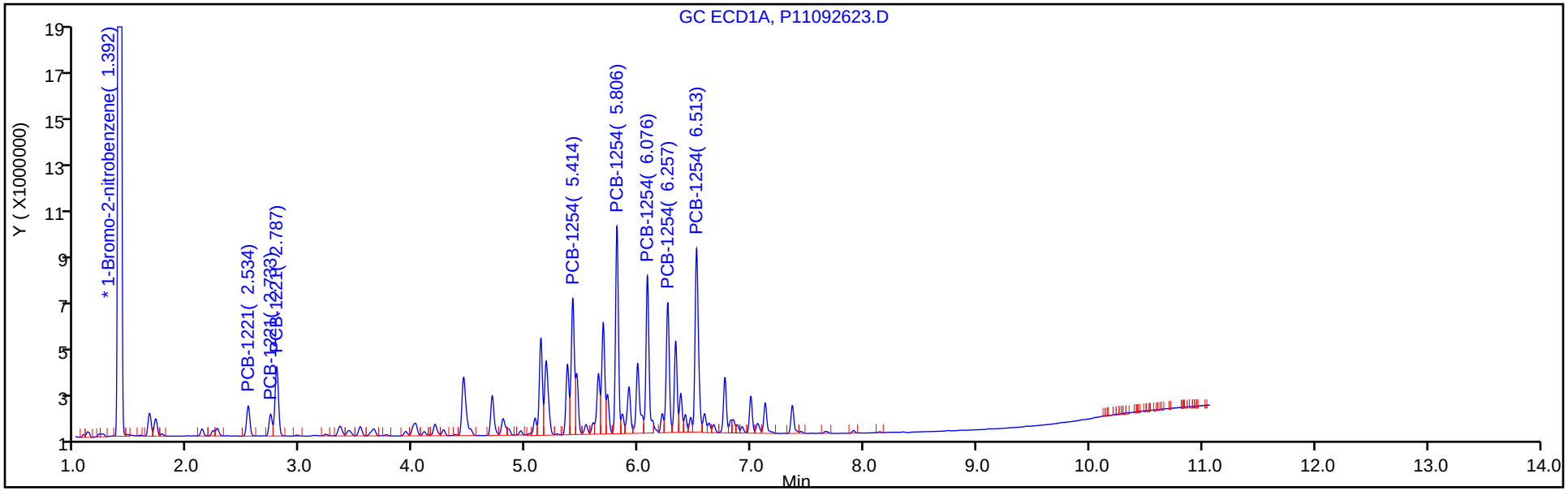

Column: CLP-2 0.53mm ID (0.53 mm) Y Scaling: Method Defined: Set to Absolute Y Value

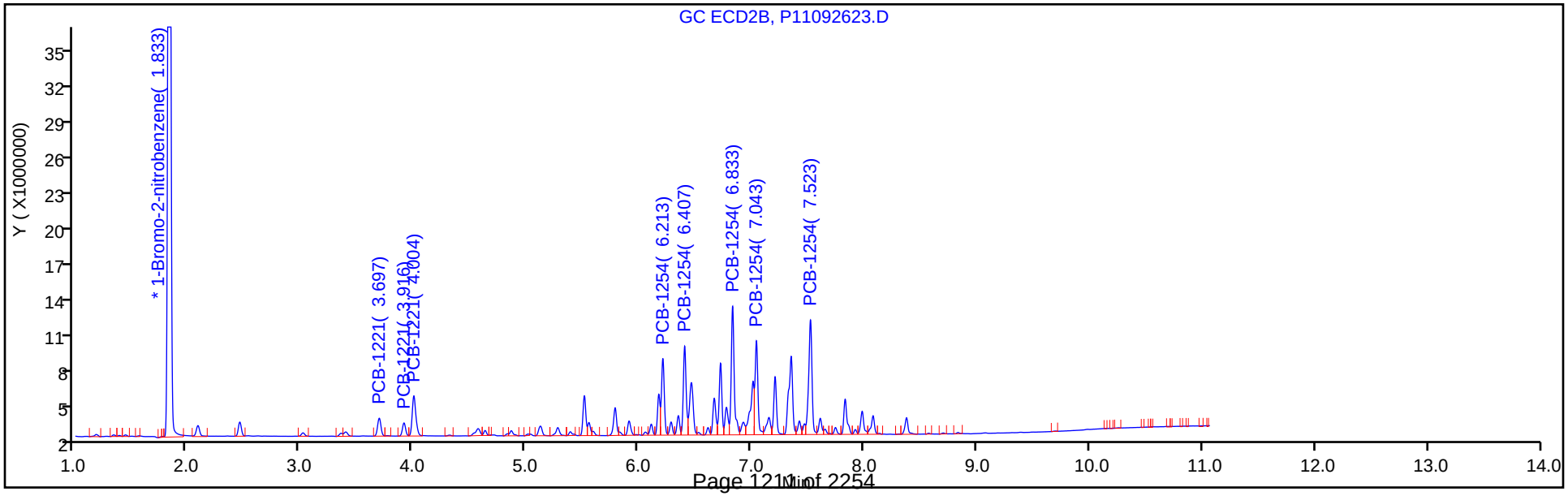

Eurofins TestAmerica, Canton
Target Compound Quantitation Report

Data File: \\chromna\Canton\ChromData\A2HP11\20190926-91426.b\P11092624.D
Lims ID: std02 ar2154
Client ID:
Sample Type: IC Calib Level: 3
Inject. Date: 26-Sep-2019 17:15:47 ALS Bottle#: 24 Worklist Smp#: 24
Injection Vol: 1.0 ul Dil. Factor: 1.0000
Sample Info: 240-0091426-024
Operator ID: Instrument ID: A2HP11
Sublist: chrom-PCB11 IS*sub6

Method: \\chromna\Canton\ChromData\A2HP11\20190926-91426.b\PCB11 IS.m
Limit Group: GC 8082A IS
Last Update: 01-Oct-2019 08:35:50 Calib Date: 26-Sep-2019 19:27:31
Integrator: Falcon
Quant Method: Internal Standard Quant By: Initial Calibration
Last ICal File: \\chromna\Canton\ChromData\A2HP11\20190926-91426.b\P11092633.D

Column 1 : CLP-1 0.53mm ID (0.53 mm) Det: GC ECD1A
Column 2 : CLP-2 0.53mm ID (0.53 mm) Det: GC ecd2b
Process Host: CTX0305

First Level Reviewer: hassl Date: 27-Sep-2019 07:12:01

Col	RT (min.)	Exp RT (min.)	Dlt RT (min.)	Response	Cal Amt ng/ul	OnCol Amt ng/ul	Flags
* 14 1-Bromo-2-nitrobenzene							
1	1.393	1.393	-0.001	124611363	0.0500	0.0500	
2	1.834	1.834	0.000	141610136	0.0500	0.0500	
3 PCB-1221							
1	2.534	2.534	0.000	4938129	0.2000	0.2065	
1	2.733	2.734	-0.001	3499829	0.2000	0.2113	
1	2.787	2.787	0.000	12047121	0.2000	0.2005	
		Average of Peak Amounts =				0.2061	
2	3.696	3.695	0.001	6201168	0.2000	0.2044	
2	3.915	3.915	0.000	4237752	0.2000	0.2074	
2	4.003	4.003	0.000	15095638	0.2000	0.2026	
		Average of Peak Amounts =				0.2048	
						RPD = 0.62	
8 PCB-1254							
1	5.414	5.414	0.000	22365803	0.2000	0.1975	
1	5.806	5.806	0.000	31856939	0.2000	0.1998	
1	6.077	6.077	0.000	24548406	0.2000	0.1961	
1	6.256	6.257	-0.001	21020259	0.2000	0.2007	
1	6.512	6.512	0.000	33435756	0.2000	0.1995	
		Average of Peak Amounts =				0.1987	
2	6.211	6.211	0.000	22259219	0.2000	0.1980	
2	6.404	6.404	0.000	26326700	0.2000	0.1977	
2	6.829	6.830	-0.001	40193523	0.2000	0.1972	
2	7.041	7.042	-0.001	28452853	0.2000	0.1967	
2	7.520	7.520	0.000	39971873	0.2000	0.1961	
		Average of Peak Amounts =				0.1971	
						RPD = 0.80	

Reagents:

SG2154@0.2PPM_00023 Amount Added: 1.00 Units: mL

Report Date: 01-Oct-2019 08:35:51 Chrom Revision: 2.3 17-Sep-2019 16:19:08

Eurofins TestAmerica, Canton

Data File: \\chromna\Canton\ChromData\A2HP11\20190926-91426.b\P11092624.D

Injection Date: 26-Sep-2019 17:15:47 Instrument ID: A2HP11 Operator ID:

Lims ID: std02 ar2154 Worklist Smp#: 24

Client ID:

Injection Vol: 1.0 ul Dil. Factor: 1.0000 ALS Bottle#: 24

Method: PCB11 IS Limit Group: GC 8082A IS

Column: CLP-1 0.53mm ID (0.53 mm) Y Scaling: Method Defined: Set to Absolute Y Value

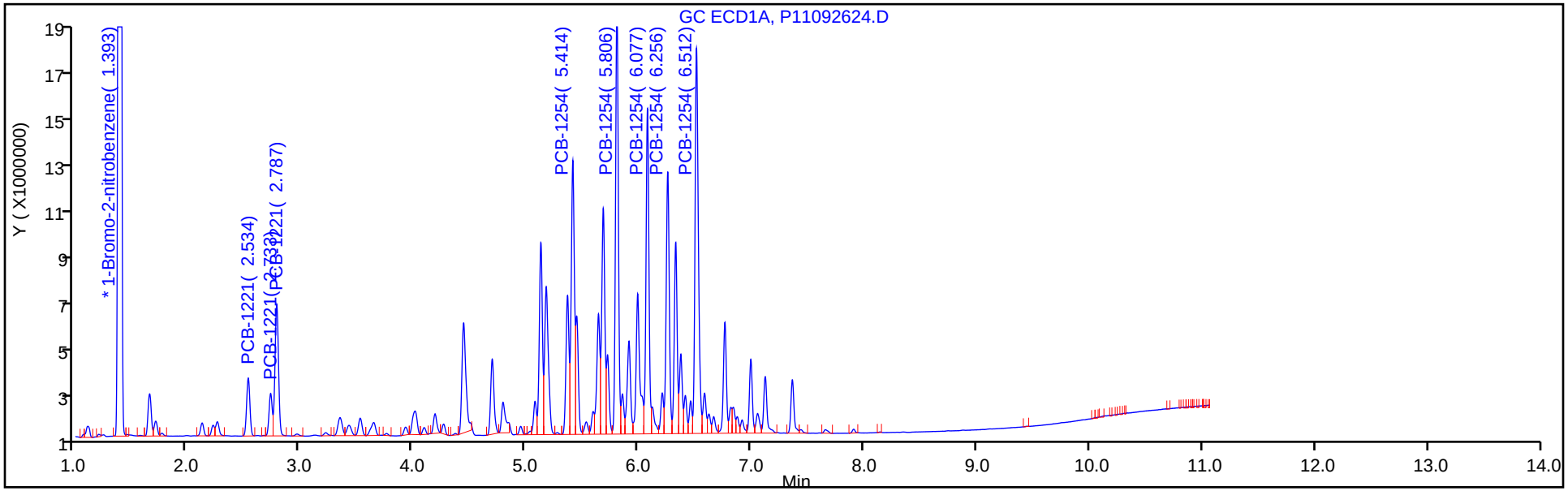

Column: CLP-2 0.53mm ID (0.53 mm) Y Scaling: Method Defined: Set to Absolute Y Value

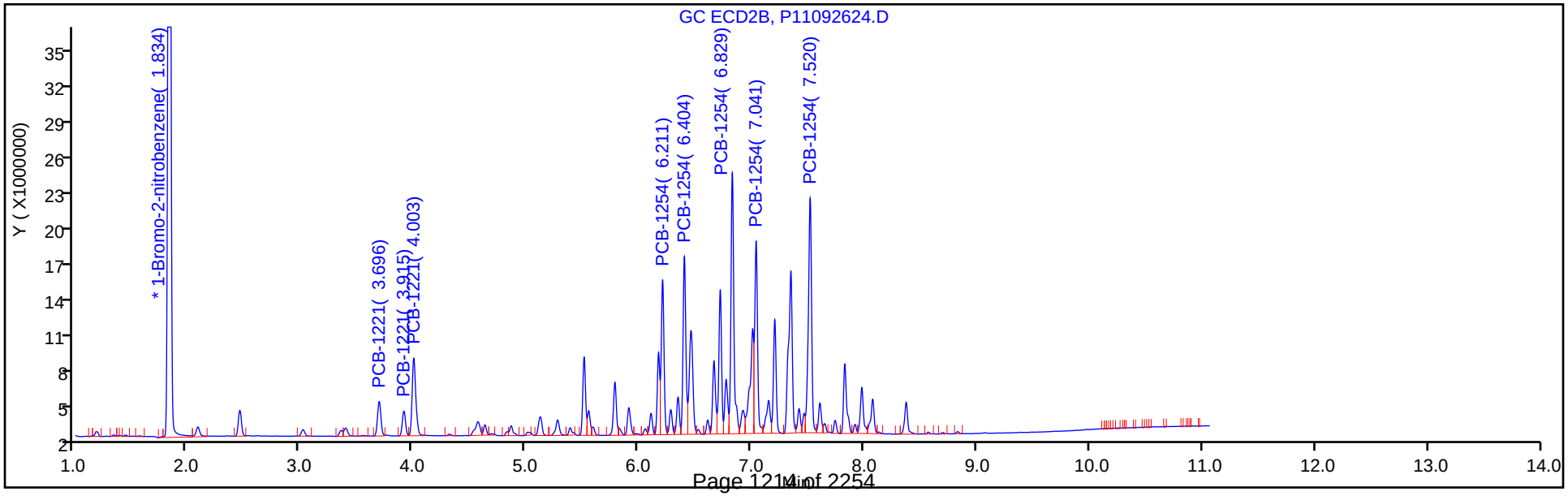

Eurofins TestAmerica, Canton
Target Compound Quantitation Report

Data File: \\chromna\Canton\ChromData\A2HP11\20190926-91426.b\P11092625.D
Lims ID: std05 ar2154
Client ID:
Sample Type: IC Calib Level: 4
Inject. Date: 26-Sep-2019 17:30:25 ALS Bottle#: 25 Worklist Smp#: 25
Injection Vol: 1.0 ul Dil. Factor: 1.0000
Sample Info: 240-0091426-025
Operator ID: Instrument ID: A2HP11
Sublist: chrom-PCB11 IS*sub6

Method: \\chromna\Canton\ChromData\A2HP11\20190926-91426.b\PCB11 IS.m
Limit Group: GC 8082A IS
Last Update: 01-Oct-2019 08:35:54 Calib Date: 26-Sep-2019 19:27:31
Integrator: Falcon
Quant Method: Internal Standard Quant By: Initial Calibration
Last ICal File: \\chromna\Canton\ChromData\A2HP11\20190926-91426.b\P11092633.D

Column 1 : CLP-1 0.53mm ID (0.53 mm) Det: GC ECD1A
Column 2 : CLP-2 0.53mm ID (0.53 mm) Det: GC ecd2b
Process Host: CTX0305

First Level Reviewer: grantk Date: 01-Oct-2019 07:53:45

Col	RT (min.)	Exp RT (min.)	Dlt RT (min.)	Response	Cal Amt ng/ul	OnCol Amt ng/ul	Flags
* 14 1-Bromo-2-nitrobenzene							
1	1.392	1.393	-0.001	116796898	0.0500	0.0500	
2	1.833	1.834	-0.001	131702967	0.0500	0.0500	
3 PCB-1221							
1	2.534	2.534	0.000	10562467	0.5000	0.4712	
1	2.733	2.734	-0.001	7486917	0.5000	0.4822	
1	2.787	2.787	0.000	27596851	0.5000	0.4900	
		Average of Peak Amounts =				0.4811	
2	3.695	3.695	0.000	13845724	0.5000	0.4906	
2	3.915	3.915	0.000	9227408	0.5000	0.4856	
2	4.003	4.003	0.000	33926999	0.5000	0.4897	
		Average of Peak Amounts =				0.4886	
						RPD = 1.55	
8 PCB-1254							
1	5.414	5.414	0.000	52211638	0.5000	0.4919	
1	5.805	5.806	-0.001	75238394	0.5000	0.5035	
1	6.077	6.077	0.000	57586134	0.5000	0.4907	
1	6.257	6.257	0.000	47878232	0.5000	0.4876	
1	6.512	6.512	0.000	78675875	0.5000	0.5008	
		Average of Peak Amounts =				0.4949	
2	6.211	6.211	0.000	51312731	0.5000	0.4907	
2	6.405	6.404	0.001	61333569	0.5000	0.4952	
2	6.830	6.830	0.000	93579375	0.5000	0.4937	
2	7.041	7.042	-0.001	67318914	0.5000	0.5004	
2	7.521	7.520	0.001	95338569	0.5000	0.5028	
		Average of Peak Amounts =				0.4966	
						RPD = 0.33	

Reagents:

SG2154@0.5PPM_00045 Amount Added: 1.00 Units: mL

Report Date: 01-Oct-2019 08:35:55 Chrom Revision: 2.3 17-Sep-2019 16:19:08

Eurofins TestAmerica, Canton

Data File: \\chromna\Canton\ChromData\A2HP11\20190926-91426.b\P11092625.D

Injection Date: 26-Sep-2019 17:30:25 Instrument ID: A2HP11 Operator ID:

Lims ID: std05 ar2154 Worklist Smp#: 25

Client ID:

Injection Vol: 1.0 ul Dil. Factor: 1.0000 ALS Bottle#: 25

Method: PCB11 IS Limit Group: GC 8082A IS

Column: CLP-1 0.53mm ID (0.53 mm) Y Scaling: Method Defined: Set to Absolute Y Value

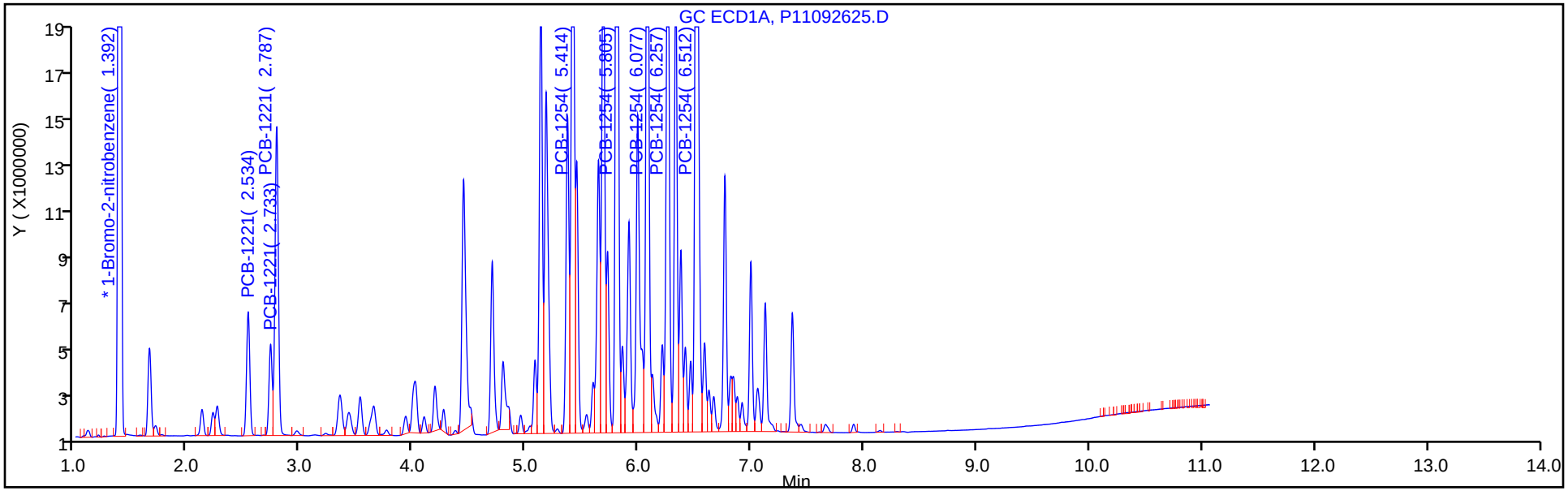

Column: CLP-2 0.53mm ID (0.53 mm) Y Scaling: Method Defined: Set to Absolute Y Value

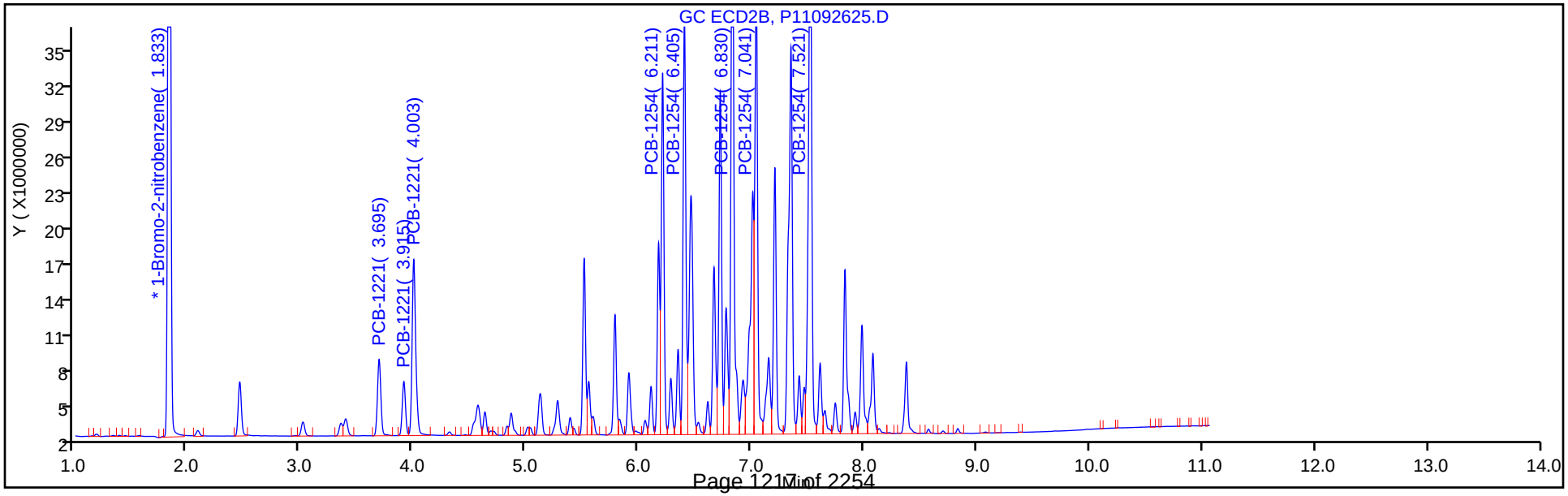

Eurofins TestAmerica, Canton
Target Compound Quantitation Report

Data File: \\chromna\Canton\ChromData\A2HP11\20190926-91426.b\P11092626.D
Lims ID: std1 ar2154
Client ID:
Sample Type: IC Calib Level: 5
Inject. Date: 26-Sep-2019 17:45:04 ALS Bottle#: 26 Worklist Smp#: 26
Injection Vol: 1.0 ul Dil. Factor: 1.0000
Sample Info: 240-0091426-026
Operator ID: Instrument ID: A2HP11
Sublist: chrom-PCB11 IS*sub6

Method: \\chromna\Canton\ChromData\A2HP11\20190926-91426.b\PCB11 IS.m
Limit Group: GC 8082A IS
Last Update: 01-Oct-2019 08:35:57 Calib Date: 26-Sep-2019 19:27:31
Integrator: Falcon
Quant Method: Internal Standard Quant By: Initial Calibration
Last ICal File: \\chromna\Canton\ChromData\A2HP11\20190926-91426.b\P11092633.D

Column 1 : CLP-1 0.53mm ID (0.53 mm) Det: GC ECD1A
Column 2 : CLP-2 0.53mm ID (0.53 mm) Det: GC ecd2b
Process Host: CTX0305

First Level Reviewer: grantk Date: 01-Oct-2019 07:54:05

Col	RT (min.)	Exp RT (min.)	Dlt RT (min.)	Response	Cal Amt ng/ul	OnCol Amt ng/ul	Flags
* 14 1-Bromo-2-nitrobenzene							
1	1.393	1.393	0.000	124666885	0.0500	0.0500	
2	1.834	1.834	0.000	141910192	0.0500	0.0500	
3 PCB-1221							
1	2.534	2.534	0.000	20647362	1.00	0.8630	
1	2.733	2.734	-0.001	14481885	1.00	0.8738	
1	2.787	2.787	0.000	52931586	1.00	0.8805	
		Average of Peak Amounts =				0.8724	
2	3.697	3.695	0.002	27421612	1.00	0.9018	
2	3.917	3.915	0.002	18030556	1.00	0.8806	
2	4.005	4.003	0.002	67693538	1.00	0.9067	
		Average of Peak Amounts =				0.8964	
						RPD = 2.71	
8 PCB-1254							
1	5.413	5.414	-0.001	111363573	1.00	0.9829	
1	5.806	5.806	0.000	158140295	1.00	0.99	
1	6.076	6.077	-0.001	123370727	1.00	0.9849	
1	6.257	6.257	0.000	101241826	1.00	0.9660	
1	6.512	6.512	0.000	168494919	1.00	1.00	
		Average of Peak Amounts =				0.9860	
2	6.213	6.211	0.002	106063448	1.00	0.9413	
2	6.407	6.404	0.003	127672440	1.00	0.9566	
2	6.833	6.830	0.003	195768233	1.00	0.9585	
2	7.044	7.042	0.002	141742602	1.00	0.9779	
2	7.523	7.520	0.003	200842021	1.00	0.9830	
		Average of Peak Amounts =				0.9635	
						RPD = 2.32	

Reagents:

SG2154@1.0PPM_00031 Amount Added: 1.00 Units: mL

Report Date: 01-Oct-2019 08:35:58 Chrom Revision: 2.3 17-Sep-2019 16:19:08

Eurofins TestAmerica, Canton

Data File: \\chromna\Canton\ChromData\A2HP11\20190926-91426.b\P11092626.D

Injection Date: 26-Sep-2019 17:45:04 Instrument ID: A2HP11 Operator ID:

Lims ID: std1 ar2154 Worklist Smp#: 26

Client ID:

Injection Vol: 1.0 ul Dil. Factor: 1.0000 ALS Bottle#: 26

Method: PCB11 IS Limit Group: GC 8082A IS

Column: CLP-1 0.53mm ID (0.53 mm) Y Scaling: Method Defined: Set to Absolute Y Value

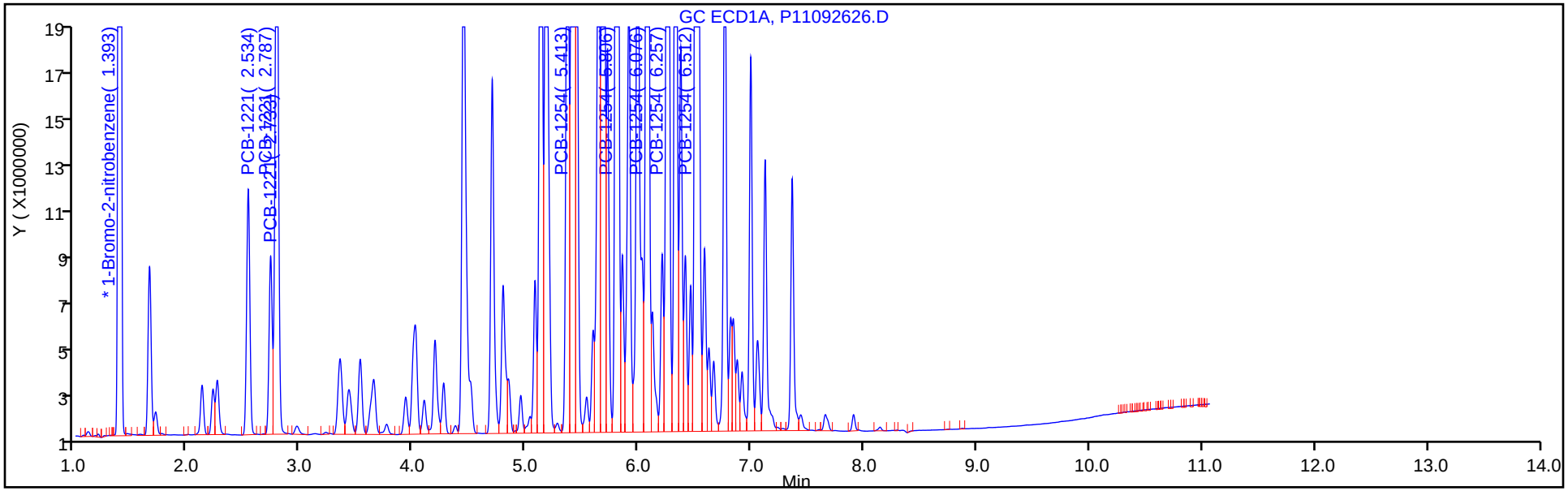

Column: CLP-2 0.53mm ID (0.53 mm) Y Scaling: Method Defined: Set to Absolute Y Value

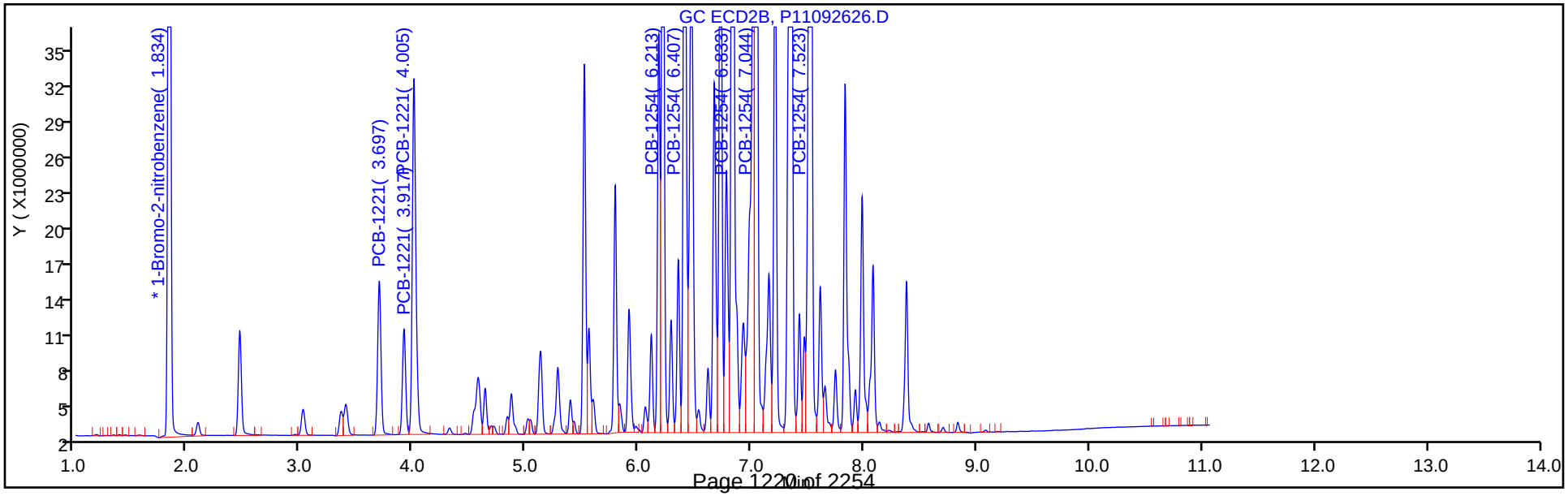

Eurofins TestAmerica, Canton
Target Compound Quantitation Report

Data File: \\chromna\Canton\ChromData\A2HP11\20190926-91426.b\P11092627.D
Lims ID: std15 ar2154
Client ID:
Sample Type: IC Calib Level: 6
Inject. Date: 26-Sep-2019 17:59:40 ALS Bottle#: 27 Worklist Smp#: 27
Injection Vol: 1.0 ul Dil. Factor: 1.0000
Sample Info: 240-0091426-027
Operator ID: Instrument ID: A2HP11
Sublist: chrom-PCB11 IS*sub6

Method: \\chromna\Canton\ChromData\A2HP11\20190926-91426.b\PCB11 IS.m
Limit Group: GC 8082A IS
Last Update: 01-Oct-2019 08:36:01 Calib Date: 26-Sep-2019 19:27:31
Integrator: Falcon
Quant Method: Internal Standard Quant By: Initial Calibration
Last ICal File: \\chromna\Canton\ChromData\A2HP11\20190926-91426.b\P11092633.D

Column 1 : CLP-1 0.53mm ID (0.53 mm) Det: GC ECD1A
Column 2 : CLP-2 0.53mm ID (0.53 mm) Det: GC ecd2b
Process Host: CTX0305

First Level Reviewer: grantk Date: 01-Oct-2019 07:54:25

Col	RT (min.)	Exp RT (min.)	Dlt RT (min.)	Response	Cal Amt ng/ul	OnCol Amt ng/ul	Flags
* 14 1-Bromo-2-nitrobenzene							
1	1.391	1.393	-0.002	120357827	0.0500	0.0500	
2	1.832	1.834	-0.002	135599627	0.0500	0.0500	
3 PCB-1221							
1	2.533	2.534	-0.001	29672677	1.50	1.28	
1	2.732	2.734	-0.002	20214102	1.50	1.26	
1	2.786	2.787	-0.001	77496590	1.50	1.34	
		Average of Peak Amounts =				1.29	
2	3.695	3.695	0.000	38772607	1.50	1.33	
2	3.914	3.915	-0.001	25246827	1.50	1.29	
2	4.003	4.003	0.000	95953345	1.50	1.35	
		Average of Peak Amounts =				1.32	
						RPD = 2.21	
8 PCB-1254							
1	5.414	5.414	0.000	156737625	1.50	1.43	
1	5.805	5.806	-0.001	227083784	1.50	1.47	
1	6.076	6.077	-0.001	176049483	1.50	1.46	
1	6.256	6.257	-0.001	144963414	1.50	1.43	
1	6.512	6.512	0.000	240553655	1.50	1.49	
		Average of Peak Amounts =				1.46	
2	6.211	6.211	0.000	152765084	1.50	1.42	
2	6.404	6.404	0.000	182519250	1.50	1.43	
2	6.830	6.830	0.000	282495975	1.50	1.45	
2	7.040	7.042	-0.002	204568322	1.50	1.48	
2	7.520	7.520	0.000	284869541	1.50	1.46	
		Average of Peak Amounts =				1.45	
						RPD = 0.67	

Reagents:

SG2154@1.5PPM_00006 Amount Added: 1.00 Units: mL

Report Date: 01-Oct-2019 08:36:02 Chrom Revision: 2.3 17-Sep-2019 16:19:08

Eurofins TestAmerica, Canton

Data File: \\chromna\Canton\ChromData\A2HP11\20190926-91426.b\P11092627.D

Injection Date: 26-Sep-2019 17:59:40 Instrument ID: A2HP11 Operator ID:

Lims ID: std15 ar2154 Worklist Smp#: 27

Client ID:

Injection Vol: 1.0 ul Dil. Factor: 1.0000 ALS Bottle#: 27

Method: PCB11 IS Limit Group: GC 8082A IS

Column: CLP-1 0.53mm ID (0.53 mm) Y Scaling: Method Defined: Set to Absolute Y Value

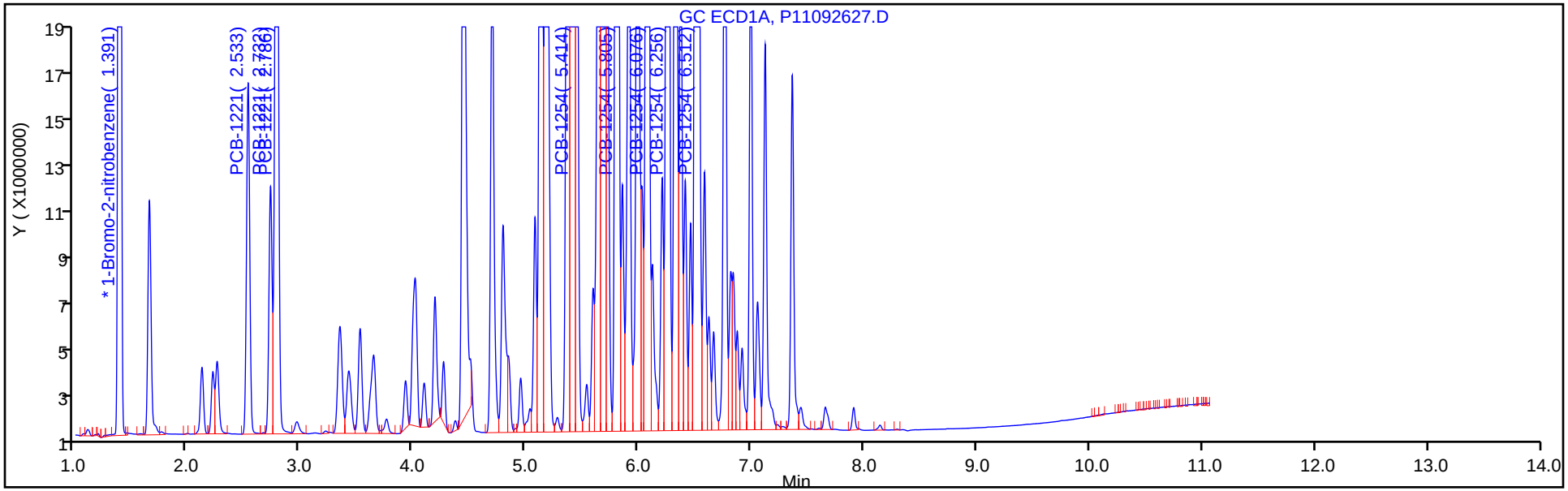

Column: CLP-2 0.53mm ID (0.53 mm) Y Scaling: Method Defined: Set to Absolute Y Value

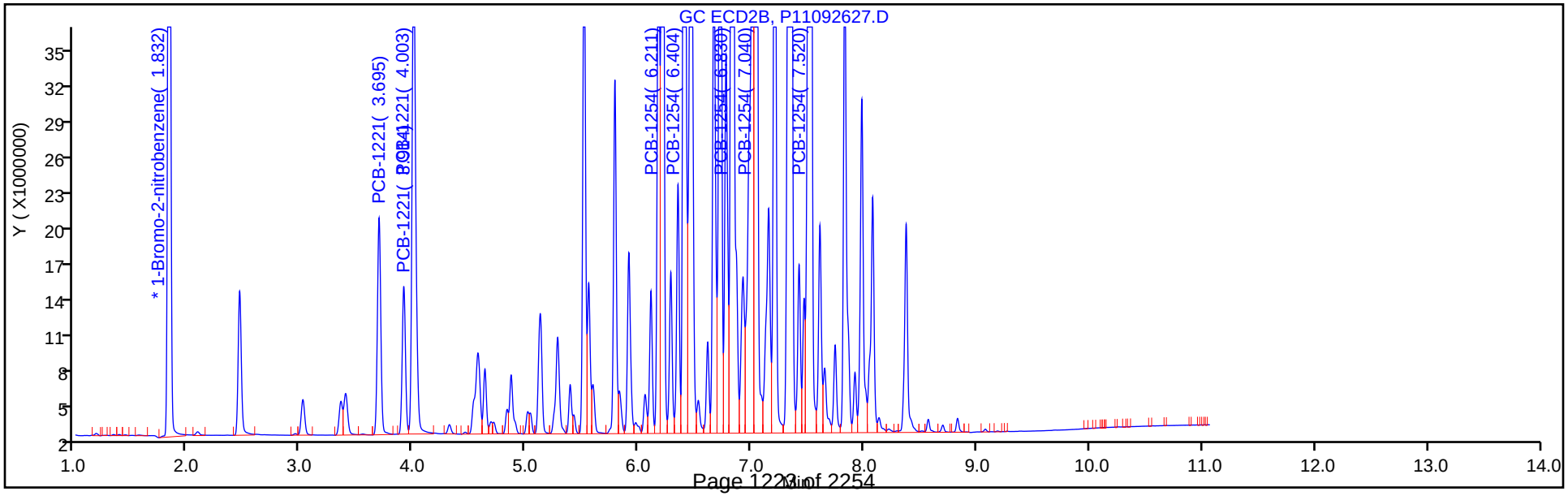

FORM VI
PCBS BY INTERNAL STANDARD - INITIAL CALIBRATION DATA
CURVE EVALUATION

Lab Name: Eurofins TestAmerica, Canton Job No.: 240-124062-1 Analy Batch No.: 402587

SDG No.:

Instrument ID: A2HP11 GC Column: CLP-1 (0.53 ID: 0.53(mm) Heated Purge: (Y/N) N

Calibration Start Date: 09/26/2019 18:14 Calibration End Date: 09/26/2019 19:27 Calibration ID: 53493

Calibration Files:

LEVEL:	LAB SAMPLE ID:	LAB FILE ID:
Level 1	STD005 240-402587/28	P11092628.D
Level 2	STD01 240-402587/29	P11092629.D
Level 3	STD02 240-402587/30	P11092630.D
Level 4	STD05 240-402587/31	P11092631.D
Level 5	STD1 240-402587/32	P11092632.D
Level 6	STD15 240-402587/33	P11092633.D

ANALYTE	RRF					CURVE TYPE	COEFFICIENT			#	MIN RRF	%RSD	#	MAX %RSD	R^2 OR COD	#	MIN R^2 OR COD
	LVL 1 LVL 6	LVL 2	LVL 3	LVL 4	LVL 5		B	M1	M2								
PCB-1016 Peak 1	0.0212 0.0165	0.0200	0.0182	0.0167	0.0164	Ave		0.0182				11.1		20.0			
PCB-1016 Peak 2	0.0380 0.0298	0.0361	0.0328	0.0306	0.0294	Ave		0.0328				10.9		20.0			
PCB-1016 Peak 3	0.0777 0.0725	0.0745	0.0712	0.0700	0.0709	Ave		0.0728				3.9		20.0			
PCB-1016 Peak 4	0.0370 0.0313	0.0349	0.0327	0.0309	0.0310	Ave		0.0330				7.6		20.0			
PCB-1016 Peak 5	0.0143 0.0117	0.0135	0.0126	0.0117	0.0116	Ave		0.0126				9.2		20.0			
PCB-1260 Peak 1	0.0457 0.0411	0.0422	0.0407	0.0384	0.0401	Ave		0.0414				6.0		20.0			
PCB-1260 Peak 2	0.0846 0.0766	0.0796	0.0764	0.0726	0.0751	Ave		0.0775				5.4		20.0			
PCB-1260 Peak 3	0.0526 0.0472	0.0493	0.0468	0.0452	0.0462	Ave		0.0479				5.6		20.0			
PCB-1260 Peak 4	0.1317 0.1351	0.1302	0.1271	0.1268	0.1303	Ave		0.1302				2.4		20.0			
PCB-1260 Peak 5	0.0595 0.0587	0.0577	0.0560	0.0549	0.0574	Ave		0.0574				3.0		20.0			
Tetrachloro-m-xylene	1.1556 1.0065	1.0924	1.0396	1.0195	1.0105	Lin1	0.0004	1.0026							1.0000		0.9900
DCB Decachlorobiphenyl	1.4075 1.1276	1.2658	1.1894	1.1203	1.1101	Lin1	0.0007	1.1098							1.0000		0.9900

Note: The M1 coefficient is the same as Ave RRF for an Ave curve type.

FORM VI
PCBS BY INTERNAL STANDARD - INITIAL CALIBRATION DATA
RESPONSE AND CONCENTRATION

Lab Name: Eurofins TestAmerica, Canton Job No.: 240-124062-1 Analy Batch No.: 402587

SDG No.:

Instrument ID: A2HP11 GC Column: CLP-1 (0.53 ID: 0.53(mm) Heated Purge: (Y/N) N

Calibration Start Date: 09/26/2019 18:14 Calibration End Date: 09/26/2019 19:27 Calibration ID: 53493

Calibration Files:

LEVEL:	LAB SAMPLE ID:	LAB FILE ID:
Level 1	STD005 240-402587/28	P11092628.D
Level 2	STD01 240-402587/29	P11092629.D
Level 3	STD02 240-402587/30	P11092630.D
Level 4	STD05 240-402587/31	P11092631.D
Level 5	STD1 240-402587/32	P11092632.D
Level 6	STD15 240-402587/33	P11092633.D

ANALYTE	IS REF	CURVE TYPE	RESPONSE					CONCENTRATION (NG/UL)				
			LVL 1 LVL 6	LVL 2	LVL 3	LVL 4	LVL 5	LVL 1 LVL 6	LVL 2	LVL 3	LVL 4	LVL 5
PCB-1016 Peak 1	BNB	Ave	2606129 62282253	4980128	9525098	21349509	41382227	0.0500 1.50	0.100	0.200	0.500	1.00
PCB-1016 Peak 2	BNB	Ave	4686534 112489390	9001346	17153176	39035295	74263831	0.0500 1.50	0.100	0.200	0.500	1.00
PCB-1016 Peak 3	BNB	Ave	9567744 273949305	18594670	37223467	89313308	179147225	0.0500 1.50	0.100	0.200	0.500	1.00
PCB-1016 Peak 4	BNB	Ave	4562621 118233036	8696357	17078654	39390956	78331236	0.0500 1.50	0.100	0.200	0.500	1.00
PCB-1016 Peak 5	BNB	Ave	1766983 44093945	3379597	6585709	14883643	29213996	0.0500 1.50	0.100	0.200	0.500	1.00
PCB-1260 Peak 1	BNB	Ave	5633347 155339700	10526014	21272771	49015710	101257285	0.0500 1.50	0.100	0.200	0.500	1.00
PCB-1260 Peak 2	BNB	Ave	10426487 289398646	19856377	39946535	92653397	189869924	0.0500 1.50	0.100	0.200	0.500	1.00
PCB-1260 Peak 3	BNB	Ave	6485143 178529123	12292303	24478321	57675476	116618326	0.0500 1.50	0.100	0.200	0.500	1.00
PCB-1260 Peak 4	BNB	Ave	16221596 510612983	32476028	66408342	161874324	329299132	0.0500 1.50	0.100	0.200	0.500	1.00
PCB-1260 Peak 5	BNB	Ave	7334611 221694282	14405408	29243151	70018742	144995059	0.0500 1.50	0.100	0.200	0.500	1.00
Tetrachloro-m-xylene	BNB	Lin1	7118959 253559591	13625727	27166081	65066814	127654213	0.00250 0.100	0.00500	0.0100	0.0250	0.0500
DCB Decachlorobiphenyl	BNB	Lin1	8670754 284054657	15789732	31082125	71500124	140235071	0.00250 0.100	0.00500	0.0100	0.0250	0.0500

Curve Type Legend:

Ave = Average ISTD
Lin1 = Linear 1/conc ISTD

Eurofins TestAmerica, Canton
Target Compound Quantitation Report

Data File: \\chromna\Canton\ChromData\A2HP11\20190926-91426.b\P11092628.D
Lims ID: std005 1660
Client ID:
Sample Type: IC Calib Level: 1
Inject. Date: 26-Sep-2019 18:14:17 ALS Bottle#: 28 Worklist Smp#: 28
Injection Vol: 1.0 ul Dil. Factor: 1.0000
Sample Info: 240-0091426-028
Operator ID: Instrument ID: A2HP11
Sublist: chrom-PCB11 IS*sub1

Method: \\chromna\Canton\ChromData\A2HP11\20190926-91426.b\PCB11 IS.m
Limit Group: GC 8082A IS
Last Update: 01-Oct-2019 08:36:07 Calib Date: 26-Sep-2019 19:27:31
Integrator: Falcon
Quant Method: Internal Standard Quant By: Initial Calibration
Last ICal File: \\chromna\Canton\ChromData\A2HP11\20190926-91426.b\P11092633.D

Column 1 : CLP-1 0.53mm ID (0.53 mm) Det: GC ECD1A
Column 2 : CLP-2 0.53mm ID (0.53 mm) Det: GC ecd2b
Process Host: CTX0305

First Level Reviewer: hassl Date: 27-Sep-2019 07:38:08

Col	RT (min.)	Exp RT (min.)	Dlt RT (min.)	Response	Cal Amt ng/ul	OnCol Amt ng/ul	Flags
* 14 1-Bromo-2-nitrobenzene							
1	1.392	1.393	-0.001	123203809	0.0500	0.0500	
2	1.834	1.834	-0.001	137938729	0.0500	0.0500	
$ 2 Tetrachloro-m-xylene							
1	2.266	2.267	-0.001	7118959	0.002500	0.002482	
2	3.149	3.148	0.001	8428071	0.002500	0.002586	
						RPD = 4.08	
6 PCB-1016							
1	2.788	2.788	0.000	2606129	0.0500	0.0583	
1	3.347	3.347	0.000	4686534	0.0500	0.0580	
1	4.016	4.015	0.001	9567744	0.0500	0.0533	
1	4.191	4.192	-0.001	4562621	0.0500	0.0562	
1	4.506	4.506	0.000	1766983	0.0500	0.0571	
		Average of Peak Amounts =				0.0566	
2	4.003	4.003	0.000	3015747	0.0500	0.0579	
2	4.573	4.573	0.000	5870707	0.0500	0.0581	
2	5.125	5.125	0.000	10979901	0.0500	0.0526	
2	5.279	5.279	0.000	5038792	0.0500	0.0545	
2	5.555	5.555	0.000	2957949	0.0500	0.0591	
		Average of Peak Amounts =				0.0564	
						RPD = 0.25	

Col	RT (min.)	Exp RT (min.)	Dlt RT (min.)	Response	Cal Amt ng/ul	OnCol Amt ng/ul	Flags
10 PCB-1260							
1	5.989	5.990	-0.001	5633347	0.0500	0.0553	
1	6.259	6.258	0.001	10426487	0.0500	0.0546	
1	6.623	6.623	0.000	6485143	0.0500	0.0550	
1	7.122	7.121	0.001	16221596	0.0500	0.0506	
1	7.362	7.362	0.000	7334611	0.0500	0.0519	
		Average of Peak Amounts =				0.0535	
2	7.207	7.207	0.000	8390603	0.0500	0.0547	
2	7.519	7.518	0.001	12197021	0.0500	0.0532	
2	7.859	7.858	0.001	7662230	0.0500	0.0548	
2	8.076	8.076	0.000	16639225	0.0500	0.0513	
2	8.371	8.371	0.000	12560339	0.0500	0.0526	
		Average of Peak Amounts =				0.0533	
						RPD = 0.27	
$ 12 DCB Decachlorobiphenyl							
1	8.291	8.292	-0.001	8670754	0.002500	0.002513	
2	9.266	9.266	0.000	9382673	0.002500	0.002477	
						RPD = 1.45	

Reagents:

SG1660@.05PPM_00029 Amount Added: 1.00 Units: mL

Report Date: 01-Oct-2019 08:36:08 Chrom Revision: 2.3 17-Sep-2019 16:19:08

Eurofins TestAmerica, Canton

Data File: \\chromna\Canton\ChromData\A2HP11\20190926-91426.b\P11092628.D

Injection Date: 26-Sep-2019 18:14:17 Instrument ID: A2HP11 Operator ID:

Lims ID: std005 1660 Worklist Smp#: 28

Client ID:

Injection Vol: 1.0 ul Dil. Factor: 1.0000 ALS Bottle#: 28

Method: PCB11 IS Limit Group: GC 8082A IS

Column: CLP-1 0.53mm ID (0.53 mm) Y Scaling: Method Defined: Set to Absolute Y Value

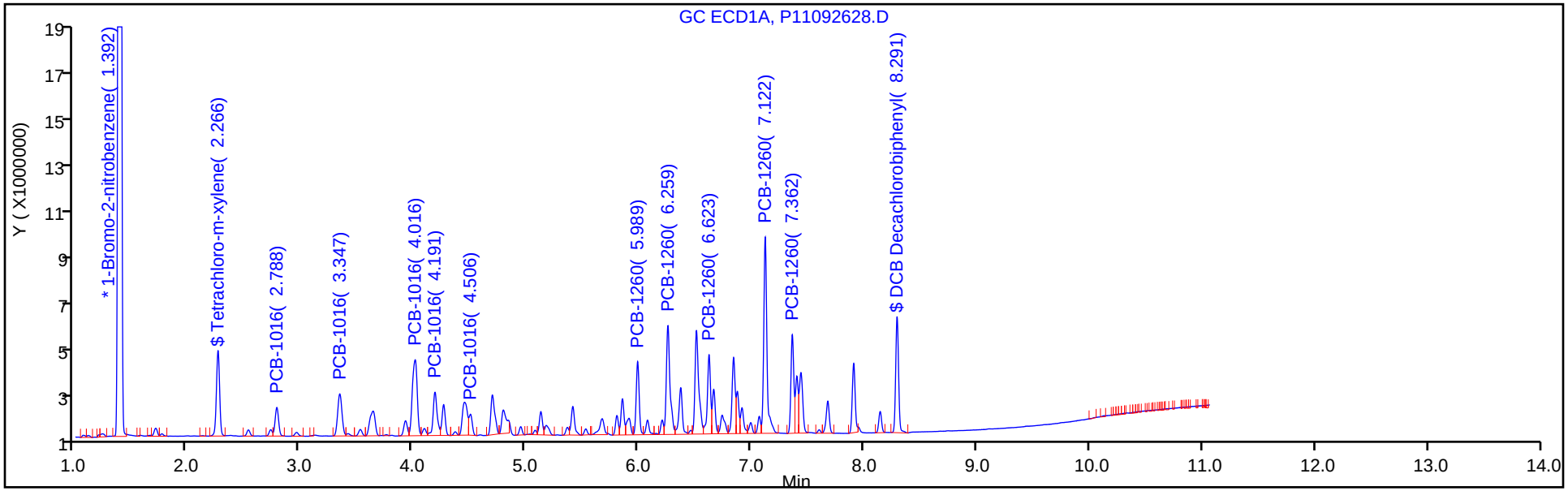

Column: CLP-2 0.53mm ID (0.53 mm) Y Scaling: Method Defined: Set to Absolute Y Value

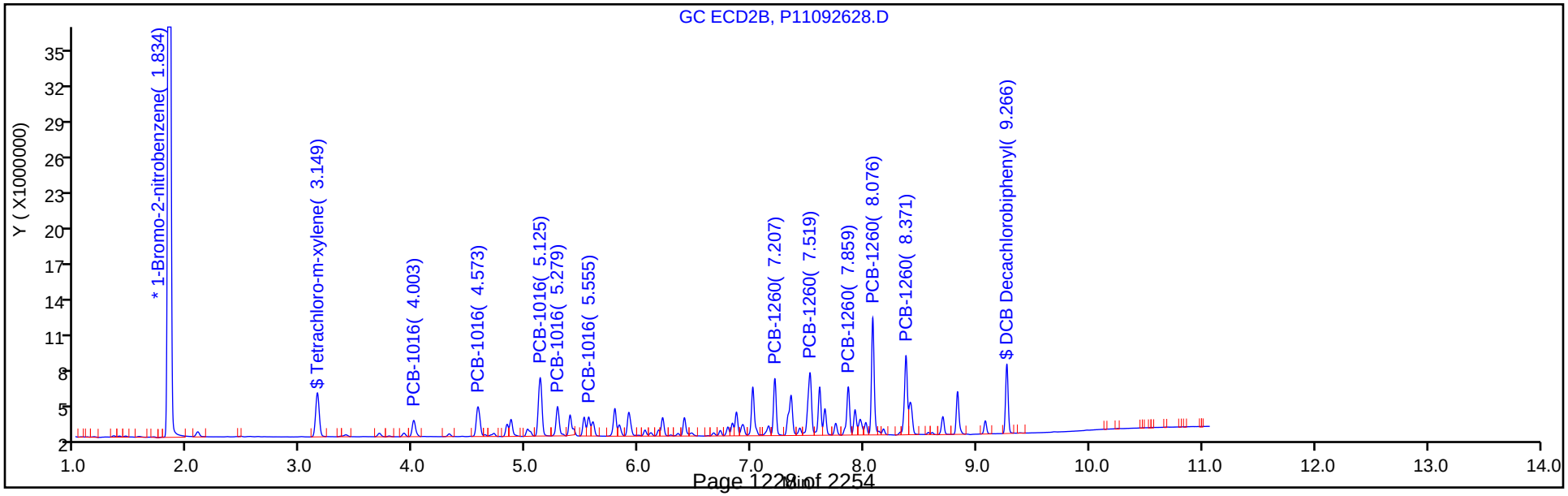

Eurofins TestAmerica, Canton
Target Compound Quantitation Report

Data File: \\chromna\Canton\ChromData\A2HP11\20190926-91426.b\P11092629.D
Lims ID: std01 1660
Client ID:
Sample Type: IC Calib Level: 2
Inject. Date: 26-Sep-2019 18:29:02 ALS Bottle#: 29 Worklist Smp#: 29
Injection Vol: 1.0 ul Dil. Factor: 1.0000
Sample Info: 240-0091426-029
Operator ID: Instrument ID: A2HP11
Sublist: chrom-PCB11 IS*sub1

Method: \\chromna\Canton\ChromData\A2HP11\20190926-91426.b\PCB11 IS.m
Limit Group: GC 8082A IS
Last Update: 01-Oct-2019 08:36:11 Calib Date: 26-Sep-2019 19:27:31
Integrator: Falcon
Quant Method: Internal Standard Quant By: Initial Calibration
Last ICal File: \\chromna\Canton\ChromData\A2HP11\20190926-91426.b\P11092633.D

Column 1 : CLP-1 0.53mm ID (0.53 mm) Det: GC ECD1A
Column 2 : CLP-2 0.53mm ID (0.53 mm) Det: GC ecd2b
Process Host: CTX0305

First Level Reviewer: grantk Date: 01-Oct-2019 08:15:34

Col	RT (min.)	Exp RT (min.)	Dlt RT (min.)	Response	Cal Amt ng/ul	OnCol Amt ng/ul	Flags
* 14 1-Bromo-2-nitrobenzene							
1	1.392	1.393	-0.001	124736274	0.0500	0.0500	
2	1.833	1.834	-0.001	141301315	0.0500	0.0500	
$ 2 Tetrachloro-m-xylene							
1	2.266	2.267	-0.001	13625727	0.005000	0.005048	
2	3.148	3.148	0.000	16193297	0.005000	0.004994	
						RPD = 1.07	
6 PCB-1016							
1	2.787	2.788	-0.001	4980128	0.1000	0.1100	
1	3.346	3.347	-0.001	9001346	0.1000	0.1101	
1	4.015	4.015	0.000	18594670	0.1000	0.1024	
1	4.191	4.192	-0.001	8696357	0.1000	0.1058	
1	4.505	4.506	-0.001	3379597	0.1000	0.1078	
		Average of Peak Amounts =				0.1072	
2	4.004	4.003	0.001	5855774	0.1000	0.1097	
2	4.575	4.573	0.002	11286645	0.1000	0.1090	
2	5.127	5.125	0.002	21735142	0.1000	0.1016	
2	5.281	5.279	0.002	9802619	0.1000	0.1036	
2	5.557	5.555	0.002	5628529	0.1000	0.1098	
		Average of Peak Amounts =				0.1067	
						RPD = 0.44	

Col	RT (min.)	Exp RT (min.)	Dlt RT (min.)	Response	Cal Amt ng/ul	OnCol Amt ng/ul	Flags
10 PCB-1260							
1	5.990	5.990	0.000	10526014	0.1000	0.1020	
1	6.258	6.258	0.000	19856377	0.1000	0.1027	
1	6.624	6.623	0.001	12292303	0.1000	0.1029	
1	7.121	7.121	0.000	32476028	0.1000	0.1000	
1	7.362	7.362	0.000	14405408	0.1000	0.1007	
		Average of Peak Amounts =				0.1017	
2	7.209	7.207	0.002	16390963	0.1000	0.1043	
2	7.521	7.518	0.003	24152589	0.1000	0.1028	
2	7.861	7.858	0.003	14983281	0.1000	0.1046	
2	8.078	8.076	0.002	33547370	0.1000	0.1009	
2	8.374	8.371	0.003	24880077	0.1000	0.1017	
		Average of Peak Amounts =				0.1029	
						RPD = 1.19	
$ 12 DCB Decachlorobiphenyl							
1	8.290	8.292	-0.002	15789732	0.005000	0.005045	
2	9.270	9.266	0.004	17464569	0.005000	0.005079	
						RPD = 0.66	

Reagents:

SG1660STD@0.1_00026 Amount Added: 1.00 Units: mL

Report Date: 01-Oct-2019 08:36:12 Chrom Revision: 2.3 17-Sep-2019 16:19:08

Eurofins TestAmerica, Canton

Data File: \\chromna\Canton\ChromData\A2HP11\20190926-91426.b\P11092629.D

Injection Date:	26-Sep-2019 18:29:02	Instrument ID:	A2HP11	Operator ID:	
Lims ID:	std01 1660			Worklist Smp#:	29
Client ID:					
Injection Vol:	1.0 ul	Dil. Factor:	1.0000	ALS Bottle#:	29
Method:	PCB11 IS	Limit Group:	GC 8082A IS		

Column: CLP-1 0.53mm ID (0.53 mm) Y Scaling: Method Defined: Set to Absolute Y Value

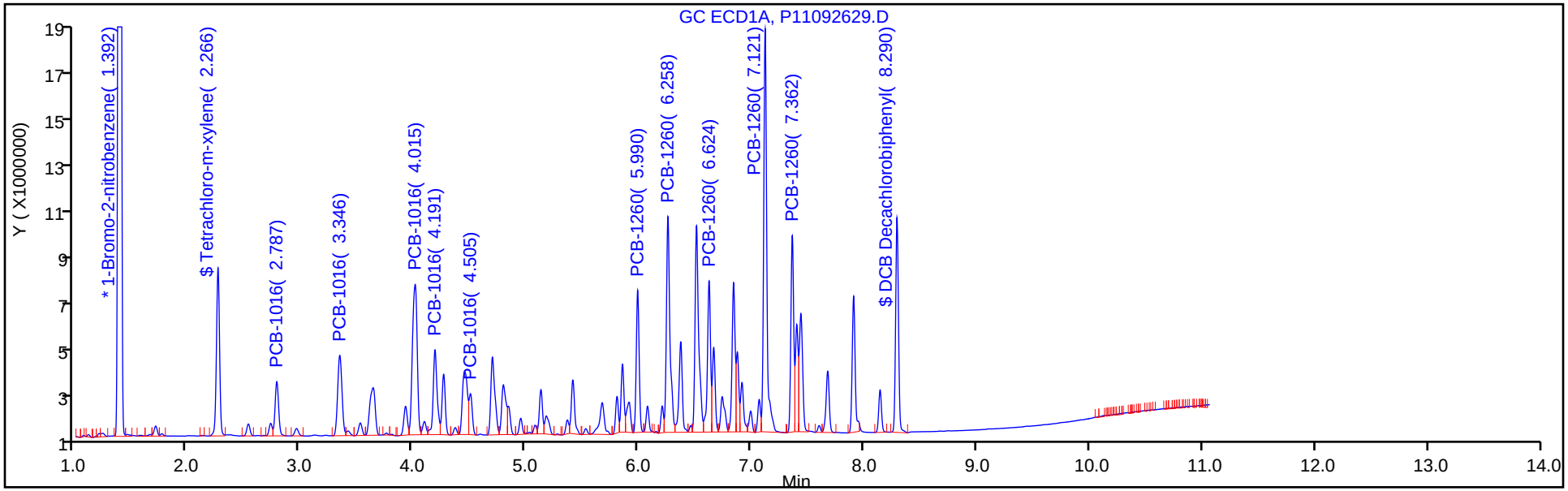

Column: CLP-2 0.53mm ID (0.53 mm) Y Scaling: Method Defined: Set to Absolute Y Value

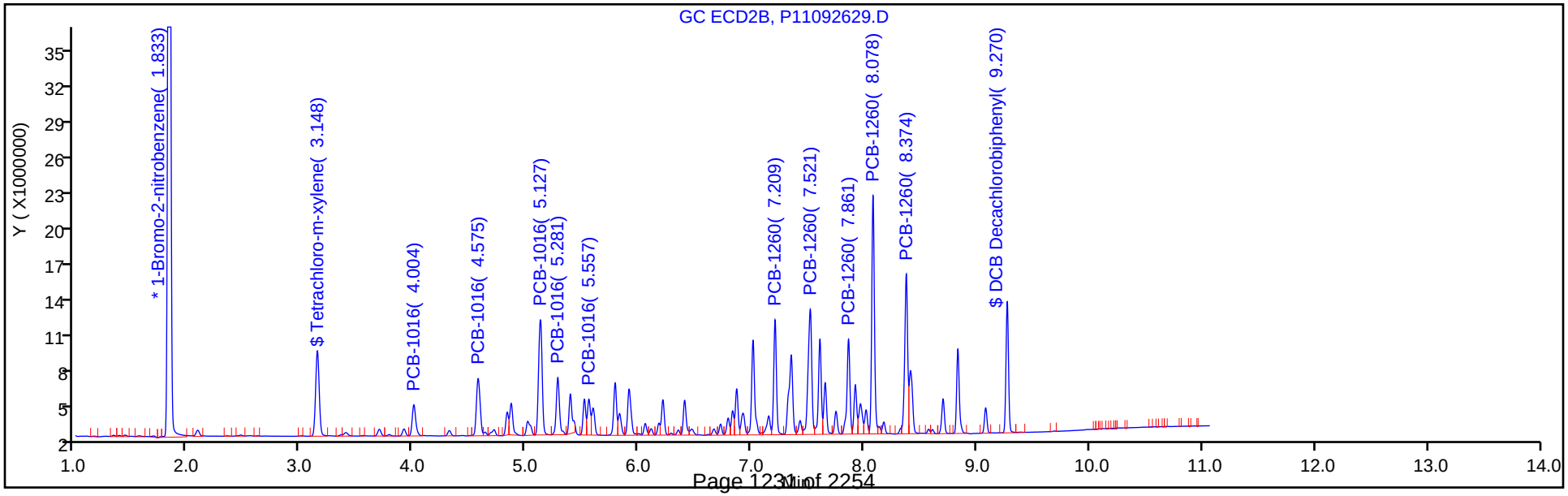

Eurofins TestAmerica, Canton
Target Compound Quantitation Report

Data File: \\chromna\Canton\ChromData\A2HP11\20190926-91426.b\P11092630.D
Lims ID: std02 1660
Client ID:
Sample Type: IC Calib Level: 3
Inject. Date: 26-Sep-2019 18:43:39 ALS Bottle#: 30 Worklist Smp#: 30
Injection Vol: 1.0 ul Dil. Factor: 1.0000
Sample Info: 240-0091426-030
Operator ID: Instrument ID: A2HP11
Sublist: chrom-PCB11 IS*sub1

Method: \\chromna\Canton\ChromData\A2HP11\20190926-91426.b\PCB11 IS.m
Limit Group: GC 8082A IS
Last Update: 01-Oct-2019 08:36:16 Calib Date: 26-Sep-2019 19:27:31
Integrator: Falcon
Quant Method: Internal Standard Quant By: Initial Calibration
Last ICal File: \\chromna\Canton\ChromData\A2HP11\20190926-91426.b\P11092633.D

Column 1 : CLP-1 0.53mm ID (0.53 mm) Det: GC ECD1A
Column 2 : CLP-2 0.53mm ID (0.53 mm) Det: GC ecd2b
Process Host: CTX0305

First Level Reviewer: grantk Date: 01-Oct-2019 08:18:52

Col	RT (min.)	Exp RT (min.)	Dlt RT (min.)	Response	Cal Amt ng/ul	OnCol Amt ng/ul	Flags
* 14 1-Bromo-2-nitrobenzene							
1	1.393	1.393	-0.001	130661481	0.0500	0.0500	
2	1.834	1.834	0.000	148096728	0.0500	0.0500	
$ 2 Tetrachloro-m-xylene							
1	2.267	2.267	0.000	27166081	0.0100	0.0100	
2	3.149	3.148	0.001	32827786	0.0100	0.009815	
						RPD = 1.56	
6 PCB-1016							
1	2.788	2.788	0.000	9525098	0.2000	0.2008	
1	3.347	3.347	0.000	17153176	0.2000	0.2002	
1	4.014	4.015	-0.001	37223467	0.2000	0.1957	
1	4.192	4.192	0.000	17078654	0.2000	0.1983	
1	4.506	4.506	0.000	6585709	0.2000	0.2006	
		Average of Peak Amounts =				0.1991	
2	4.004	4.003	0.001	11188865	0.2000	0.2000	
2	4.575	4.573	0.002	21711771	0.2000	0.2000	
2	5.128	5.125	0.003	44572147	0.2000	0.1988	
2	5.281	5.279	0.002	20070029	0.2000	0.2023	
2	5.558	5.555	0.003	10925615	0.2000	0.2034	
		Average of Peak Amounts =				0.2009	
						RPD = 0.89	

Col	RT (min.)	Exp RT (min.)	Dlt RT (min.)	Response	Cal Amt ng/ul	OnCol Amt ng/ul	Flags
10 PCB-1260							
1	5.990	5.990	0.000	21272771	0.2000	0.1968	
1	6.258	6.258	0.000	39946535	0.2000	0.1973	
1	6.623	6.623	0.000	24478321	0.2000	0.1956	
1	7.121	7.121	0.000	66408342	0.2000	0.1952	
1	7.362	7.362	0.000	29243151	0.2000	0.1951	
		Average of Peak Amounts =				0.1960	
2	7.209	7.207	0.002	32701912	0.2000	0.1985	
2	7.520	7.518	0.002	48153539	0.2000	0.1956	
2	7.861	7.858	0.003	30127021	0.2000	0.2007	
2	8.078	8.076	0.002	68687707	0.2000	0.1972	
2	8.373	8.371	0.002	50471733	0.2000	0.1968	
		Average of Peak Amounts =				0.1978	
						RPD = 0.90	
$ 12 DCB Decachlorobiphenyl							
1	8.291	8.292	-0.001	31082125	0.0100	0.0101	
2	9.268	9.266	0.002	34031982	0.0100	0.0101	
						RPD = 0.09	

Reagents:

SG1660@0.2ppm_00029 Amount Added: 1.00 Units: mL

Report Date: 01-Oct-2019 08:36:17 Chrom Revision: 2.3 17-Sep-2019 16:19:08

Eurofins TestAmerica, Canton

Data File: \\chromna\Canton\ChromData\A2HP11\20190926-91426.b\P11092630.D

Injection Date: 26-Sep-2019 18:43:39 Instrument ID: A2HP11 Operator ID:

Lims ID: std02 1660 Worklist Smp#: 30

Client ID:

Injection Vol: 1.0 ul Dil. Factor: 1.0000 ALS Bottle#: 30

Method: PCB11 IS Limit Group: GC 8082A IS

Column: CLP-1 0.53mm ID (0.53 mm) Y Scaling: Method Defined: Set to Absolute Y Value

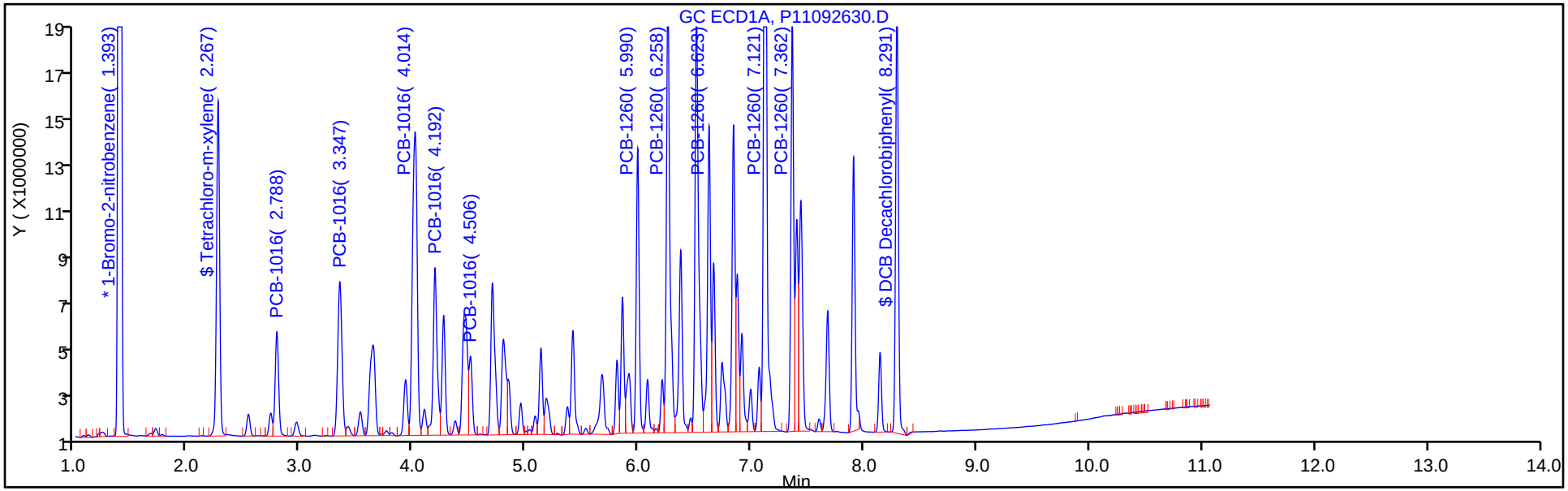

Column: CLP-2 0.53mm ID (0.53 mm) Y Scaling: Method Defined: Set to Absolute Y Value

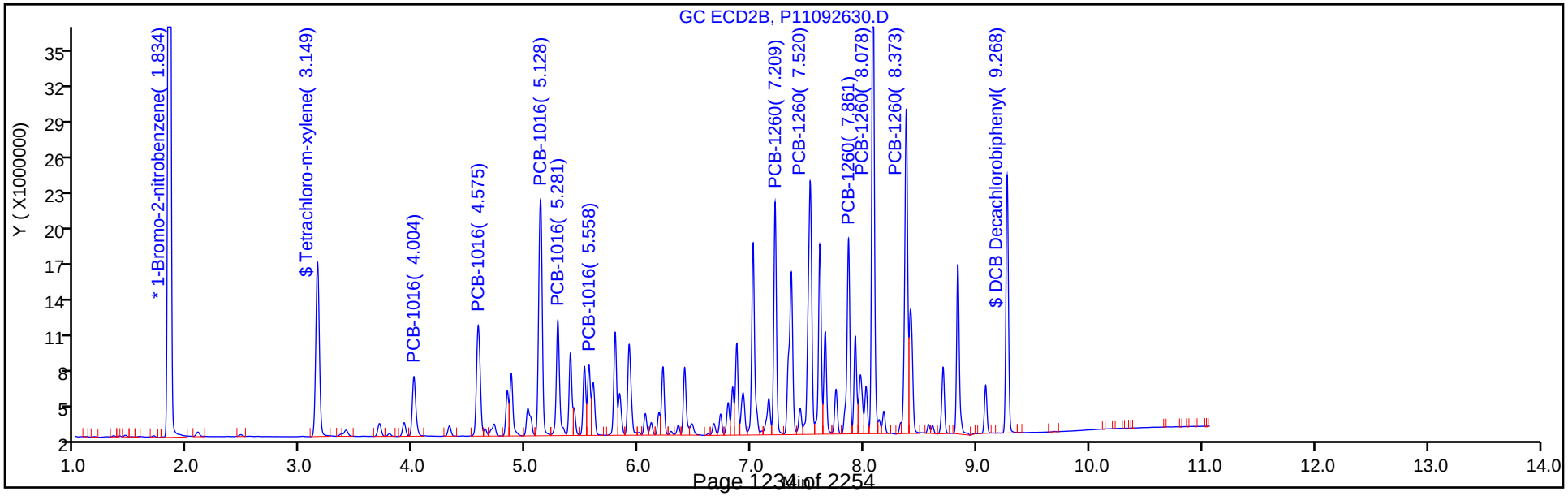

Eurofins TestAmerica, Canton
Target Compound Quantitation Report

Data File: \\chromna\Canton\ChromData\A2HP11\20190926-91426.b\P11092631.D
Lims ID: std05 1660
Client ID:
Sample Type: ICIS Calib Level: 4
Inject. Date: 26-Sep-2019 18:58:18 ALS Bottle#: 31 Worklist Smp#: 31
Injection Vol: 1.0 ul Dil. Factor: 1.0000
Sample Info: 240-0091426-031
Operator ID: Instrument ID: A2HP11
Sublist: chrom-PCB11 IS*sub1

Method: \\chromna\Canton\ChromData\A2HP11\20190926-91426.b\PCB11 IS.m
Limit Group: GC 8082A IS
Last Update: 01-Oct-2019 08:36:20 Calib Date: 26-Sep-2019 19:27:31
Integrator: Falcon
Quant Method: Internal Standard Quant By: Initial Calibration
Last ICal File: \\chromna\Canton\ChromData\A2HP11\20190926-91426.b\P11092633.D

Column 1 : CLP-1 0.53mm ID (0.53 mm) Det: GC ECD1A
Column 2 : CLP-2 0.53mm ID (0.53 mm) Det: GC ecd2b
Process Host: CTX0305

First Level Reviewer: hassl Date: 27-Sep-2019 07:21:02

Col	RT (min.)	Exp RT (min.)	Dlt RT (min.)	Response	Cal Amt ng/ul	OnCol Amt ng/ul	Flags
* 14 1-Bromo-2-nitrobenzene							
1	1.393	1.393	0.000	127649095	0.0500	0.0500	
2	1.834	1.834	0.000	145252565	0.0500	0.0500	
$ 2 Tetrachloro-m-xylene							
1	2.267	2.267	0.000	65066814	0.0250	0.0250	
2	3.148	3.148	0.000	79762327	0.0250	0.0246	
						RPD = 1.87	
6 PCB-1016							M
1	2.788	2.788	0.000	21349509	0.5000	0.4606	
1	3.347	3.347	0.000	39035295	0.5000	0.4664	
1	4.015	4.015	0.000	89313308	0.5000	0.4806	
1	4.192	4.192	0.000	39390956	0.5000	0.4682	
1	4.506	4.506	0.000	14883643	0.5000	0.4640	
		Average of Peak Amounts =				0.4680	
2	4.003	4.003	0.000	25479978	0.5000	0.4644	
2	4.573	4.573	0.000	49307653	0.5000	0.4631	M
2	5.125	5.125	0.000	106318618	0.5000	0.4834	M
2	5.279	5.279	0.000	45920989	0.5000	0.4720	M
2	5.555	5.555	0.000	23774162	0.5000	0.4514	M
		Average of Peak Amounts =				0.4668	
						RPD = 0.24	

Col	RT (min.)	Exp RT (min.)	Dlt RT (min.)	Response	Cal Amt ng/ul	OnCol Amt ng/ul	Flags
10 PCB-1260							
1	5.990	5.990	0.000	49015710	0.5000	0.4641	
1	6.258	6.258	0.000	92653397	0.5000	0.4683	
1	6.623	6.623	0.000	57675476	0.5000	0.4718	
1	7.121	7.121	0.000	161874324	0.5000	0.4870	
1	7.362	7.362	0.000	70018742	0.5000	0.4782	
		Average of Peak Amounts =				0.4739	
2	7.207	7.207	0.000	77034303	0.5000	0.4768	
2	7.518	7.518	0.000	116781963	0.5000	0.4837	
2	7.858	7.858	0.000	69099314	0.5000	0.4693	
2	8.076	8.076	0.000	166309851	0.5000	0.4867	
2	8.371	8.371	0.000	121865933	0.5000	0.4846	
		Average of Peak Amounts =				0.4802	
						RPD = 1.33	
$ 12 DCB Decachlorobiphenyl							
1	8.292	8.292	0.000	71500124	0.0250	0.0246	
2	9.266	9.266	0.000	79177719	0.0250	0.0248	
						RPD = 0.95	

QC Flag Legend

Review Flags

M - Manually Integrated

Reagents:

SG1660@0.5PPM_00091 Amount Added: 1.00 Units: mL

Report Date: 01-Oct-2019 08:36:21 Chrom Revision: 2.3 17-Sep-2019 16:19:08

Eurofins TestAmerica, Canton

Data File: \\chromna\Canton\ChromData\A2HP11\20190926-91426.b\P11092631.D

Injection Date: 26-Sep-2019 18:58:18 Instrument ID: A2HP11 Operator ID:

Lims ID: std05 1660 Worklist Smp#: 31

Client ID:

Injection Vol: 1.0 ul Dil. Factor: 1.0000 ALS Bottle#: 31

Method: PCB11 IS Limit Group: GC 8082A IS

Column: CLP-1 0.53mm ID (0.53 mm) Y Scaling: Method Defined: Set to Absolute Y Value

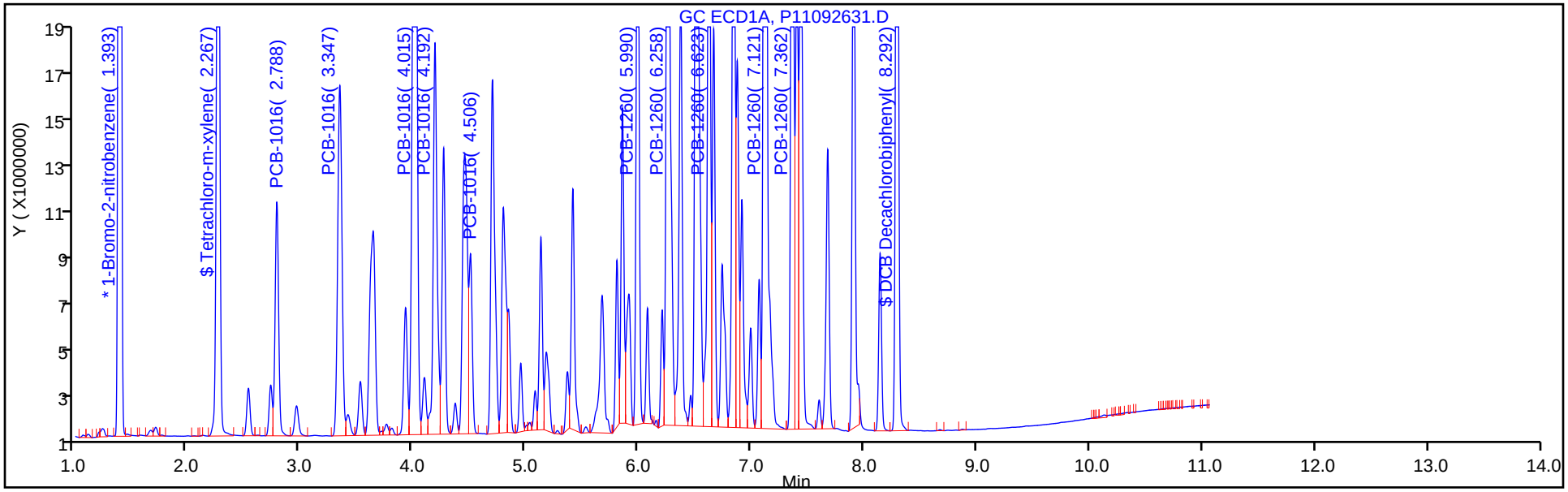

Column: CLP-2 0.53mm ID (0.53 mm) Y Scaling: Method Defined: Set to Absolute Y Value

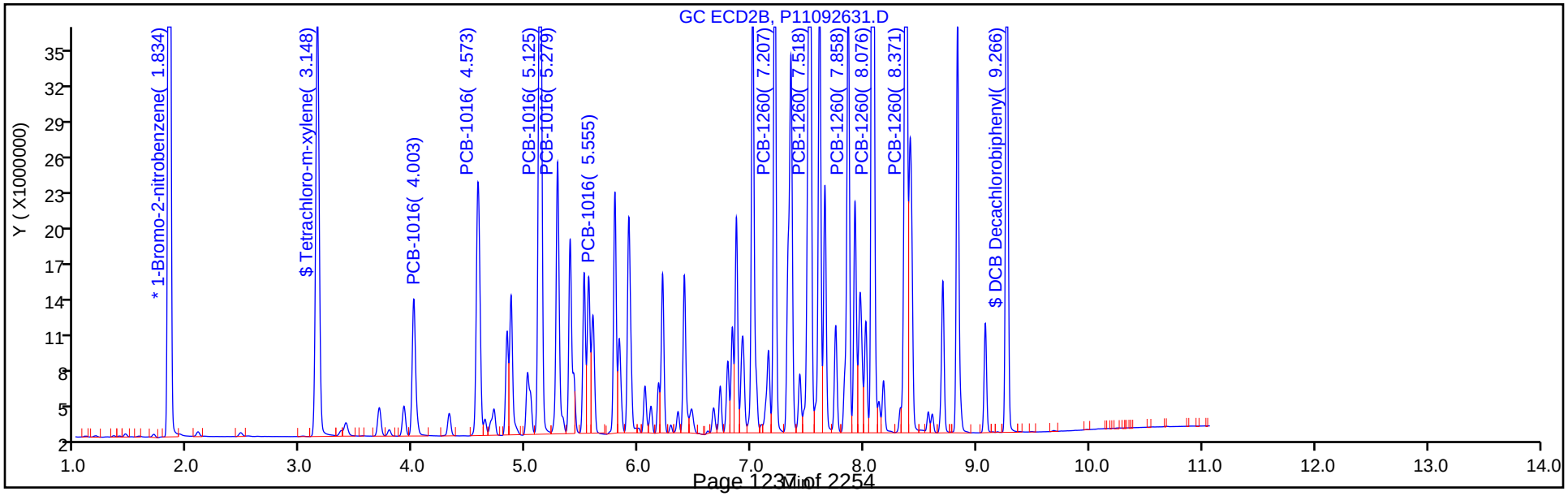

Eurofins TestAmerica, Canton
Target Compound Quantitation Report

Data File: \\chromna\Canton\ChromData\A2HP11\20190926-91426.b\P11092632.D
Lims ID: std1 1660
Client ID:
Sample Type: IC Calib Level: 5
Inject. Date: 26-Sep-2019 19:12:55 ALS Bottle#: 32 Worklist Smp#: 32
Injection Vol: 1.0 ul Dil. Factor: 1.0000
Sample Info: 240-0091426-032
Operator ID: Instrument ID: A2HP11
Sublist: chrom-PCB11 IS*sub1

Method: \\chromna\Canton\ChromData\A2HP11\20190926-91426.b\PCB11 IS.m
Limit Group: GC 8082A IS
Last Update: 01-Oct-2019 08:36:25 Calib Date: 26-Sep-2019 19:27:31
Integrator: Falcon
Quant Method: Internal Standard Quant By: Initial Calibration
Last ICal File: \\chromna\Canton\ChromData\A2HP11\20190926-91426.b\P11092633.D

Column 1 : CLP-1 0.53mm ID (0.53 mm) Det: GC ECD1A
Column 2 : CLP-2 0.53mm ID (0.53 mm) Det: GC ecd2b
Process Host: CTX0305

First Level Reviewer: hassl Date: 27-Sep-2019 07:38:54

Col	RT (min.)	Exp RT (min.)	Dlt RT (min.)	Response	Cal Amt ng/ul	OnCol Amt ng/ul	Flags
* 14 1-Bromo-2-nitrobenzene							
1	1.392	1.393	-0.001	126331083	0.0500	0.0500	
2	1.833	1.834	-0.001	143525137	0.0500	0.0500	
$ 2 Tetrachloro-m-xylene							
1	2.267	2.267	0.000	127654213	0.0500	0.0500	
2	3.147	3.148	-0.001	159136151	0.0500	0.0498	
						RPD = 0.48	
6 PCB-1016							M
1	2.787	2.788	-0.001	41382227	1.00	0.9022	
1	3.347	3.347	0.000	74263831	1.00	0.8967	
1	4.016	4.015	0.001	179147225	1.00	0.9740	
1	4.190	4.192	-0.002	78331236	1.00	0.9408	
1	4.504	4.506	-0.002	29213996	1.00	0.9203	
		Average of Peak Amounts =				0.9268	
2	4.002	4.003	-0.001	49399739	1.00	0.9112	
2	4.573	4.573	0.000	96355488	1.00	0.9158	M
2	5.125	5.125	0.000	212435833	1.00	0.9775	M
2	5.279	5.279	0.000	91858643	1.00	0.9556	M
2	5.555	5.555	0.000	46906459	1.00	0.9013	M
		Average of Peak Amounts =				0.9323	
						RPD = 0.59	

Col	RT (min.)	Exp RT (min.)	Dlt RT (min.)	Response	Cal Amt ng/ul	OnCol Amt ng/ul	Flags
10 PCB-1260							
1	5.989	5.990	-0.001	101257285	1.00	0.9688	
1	6.258	6.258	0.000	189869924	1.00	0.9697	
1	6.623	6.623	0.000	116618326	1.00	0.9638	
1	7.121	7.121	0.000	329299132	1.00	1.00	
1	7.362	7.362	0.000	144995059	1.00	1.00	
		Average of Peak Amounts =				0.9808	
2	7.206	7.207	-0.001	151565217	1.00	0.9493	
2	7.517	7.518	-0.001	231285001	1.00	0.9696	
2	7.857	7.858	-0.001	139219806	1.00	0.9569	
2	8.075	8.076	-0.001	333776075	1.00	0.9886	
2	8.370	8.371	-0.001	242691577	1.00	0.9767	
		Average of Peak Amounts =				0.9682	
						RPD = 1.29	
$ 12 DCB Decachlorobiphenyl							
1	8.292	8.292	0.000	140235071	0.0500	0.0494	
2	9.266	9.266	0.000	153973984	0.0500	0.0495	
						RPD = 0.33	

QC Flag Legend

Review Flags

M - Manually Integrated

Reagents:

SG1660@1.0PPM_00033 Amount Added: 1.00 Units: mL

Report Date: 01-Oct-2019 08:36:26 Chrom Revision: 2.3 17-Sep-2019 16:19:08

Eurofins TestAmerica, Canton

Data File: \\chromna\Canton\ChromData\A2HP11\20190926-91426.b\P11092632.D

Injection Date:	26-Sep-2019 19:12:55	Instrument ID:	A2HP11	Operator ID:	
Lims ID:	std1 1660			Worklist Smp#:	32
Client ID:					
Injection Vol:	1.0 ul	Dil. Factor:	1.0000	ALS Bottle#:	32
Method:	PCB11 IS	Limit Group:	GC 8082A IS		

Column: CLP-1 0.53mm ID (0.53 mm) Y Scaling: Method Defined: Set to Absolute Y Value

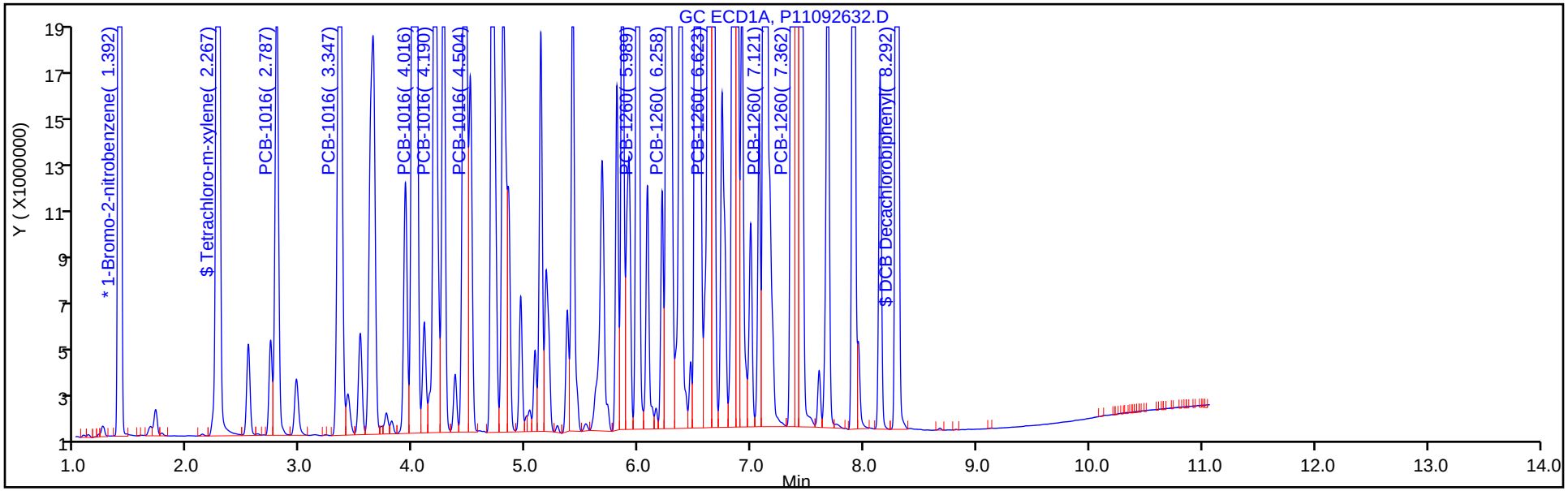

Column: CLP-2 0.53mm ID (0.53 mm) Y Scaling: Method Defined: Set to Absolute Y Value

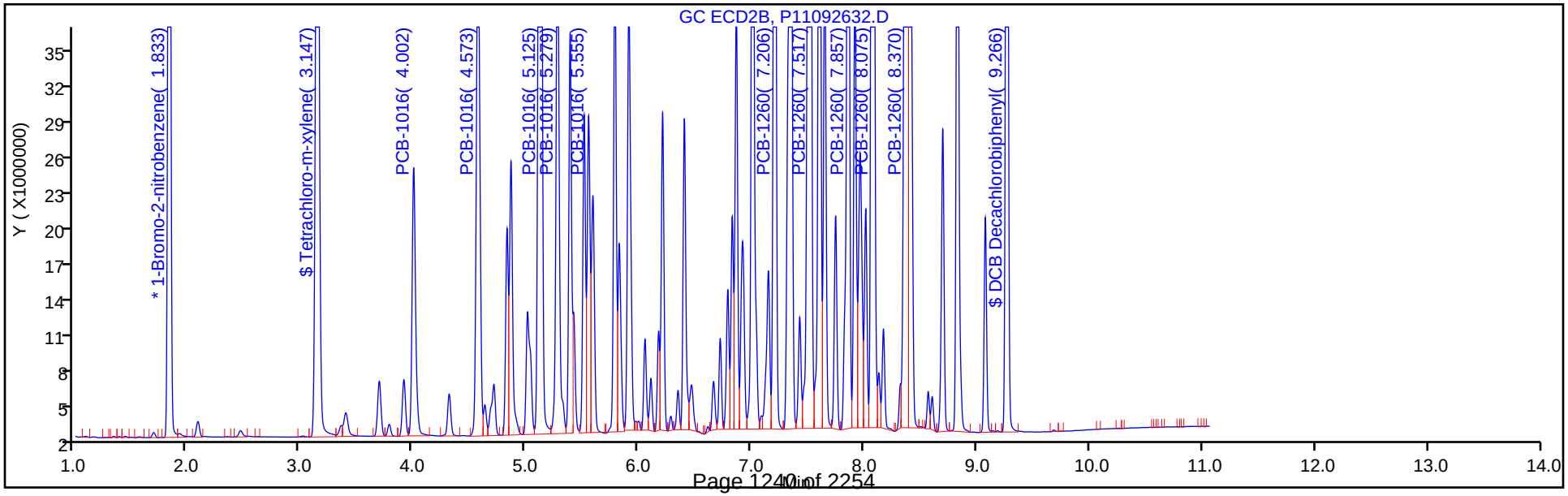

Eurofins TestAmerica, Canton
Target Compound Quantitation Report

Data File: \\chromna\Canton\ChromData\A2HP11\20190926-91426.b\P11092633.D
Lims ID: std15 1660
Client ID:
Sample Type: IC Calib Level: 6
Inject. Date: 26-Sep-2019 19:27:31 ALS Bottle#: 33 Worklist Smp#: 33
Injection Vol: 1.0 ul Dil. Factor: 1.0000
Sample Info: 240-0091426-033
Operator ID: Instrument ID: A2HP11
Sublist: chrom-PCB11 IS*sub1

Method: \\chromna\Canton\ChromData\A2HP11\20190926-91426.b\PCB11 IS.m
Limit Group: GC 8082A IS
Last Update: 01-Oct-2019 08:36:30 Calib Date: 26-Sep-2019 19:27:31
Integrator: Falcon
Quant Method: Internal Standard Quant By: Initial Calibration
Last ICal File: \\chromna\Canton\ChromData\A2HP11\20190926-91426.b\P11092633.D

Column 1 : CLP-1 0.53mm ID (0.53 mm) Det: GC ECD1A
Column 2 : CLP-2 0.53mm ID (0.53 mm) Det: GC ecd2b
Process Host: CTX0305

First Level Reviewer: hassl Date: 27-Sep-2019 07:40:43

Col	RT (min.)	Exp RT (min.)	Dlt RT (min.)	Response	Cal Amt ng/ul	OnCol Amt ng/ul	Flags
* 14 1-Bromo-2-nitrobenzene							
1	1.392	1.393	-0.001	125957986	0.0500	0.0500	
2	1.832	1.834	-0.002	144109762	0.0500	0.0500	
$ 2 Tetrachloro-m-xylene							
1	2.266	2.267	-0.001	253559591	0.1000	0.1000	
2	3.147	3.148	-0.001	323153440	0.1000	0.1008	
						RPD = 0.80	
6 PCB-1016							
1	2.786	2.788	-0.002	62282253	1.50	1.36	
1	3.346	3.347	-0.001	112489390	1.50	1.36	
1	4.014	4.015	-0.001	273949305	1.50	1.49	
1	4.190	4.192	-0.002	118233036	1.50	1.42	
1	4.505	4.506	-0.001	44093945	1.50	1.39	
		Average of Peak Amounts =				1.41	
2	4.002	4.003	-0.001	73886539	1.50	1.36	
2	4.572	4.573	-0.001	143804501	1.50	1.36	
2	5.124	5.125	-0.001	325641805	1.50	1.49	
2	5.279	5.279	0.000	139291672	1.50	1.44	
2	5.554	5.555	-0.001	70359543	1.50	1.35	
		Average of Peak Amounts =				1.40	
						RPD = 0.50	

Col	RT (min.)	Exp RT (min.)	Dlt RT (min.)	Response	Cal Amt ng/ul	OnCol Amt ng/ul	Flags
10 PCB-1260							
1	5.989	5.990	-0.001	155339700	1.50	1.49	
1	6.258	6.258	0.000	289398646	1.50	1.48	
1	6.623	6.623	0.000	178529123	1.50	1.48	
1	7.120	7.121	-0.001	510612983	1.50	1.56	
1	7.361	7.362	-0.001	221694282	1.50	1.53	
		Average of Peak Amounts =				1.51	
2	7.206	7.207	-0.001	232829662	1.50	1.45	
2	7.518	7.518	0.000	356533762	1.50	1.49	
2	7.858	7.858	0.000	210151306	1.50	1.44	
2	8.075	8.076	-0.001	517163707	1.50	1.53	
2	8.370	8.371	-0.001	374613173	1.50	1.50	
		Average of Peak Amounts =				1.48	
						RPD = 1.84	
$ 12 DCB Decachlorobiphenyl							
1	8.290	8.292	-0.002	284054657	0.1000	0.1009	
2	9.265	9.266	-0.001	311726449	0.1000	0.1006	
						RPD = 0.38	

Reagents:

SG1660@1.5PPM_00007 Amount Added: 1.00 Units: mL

Report Date: 01-Oct-2019 08:36:31 Chrom Revision: 2.3 17-Sep-2019 16:19:08

Eurofins TestAmerica, Canton

Data File: \\chromna\Canton\ChromData\A2HP11\20190926-91426.b\P11092633.D

Injection Date: 26-Sep-2019 19:27:31 Instrument ID: A2HP11 Operator ID:

Lims ID: std15 1660 Worklist Smp#: 33

Client ID:

Injection Vol: 1.0 ul Dil. Factor: 1.0000 ALS Bottle#: 33

Method: PCB11 IS Limit Group: GC 8082A IS

Column: CLP-1 0.53mm ID (0.53 mm) Y Scaling: Method Defined: Set to Absolute Y Value

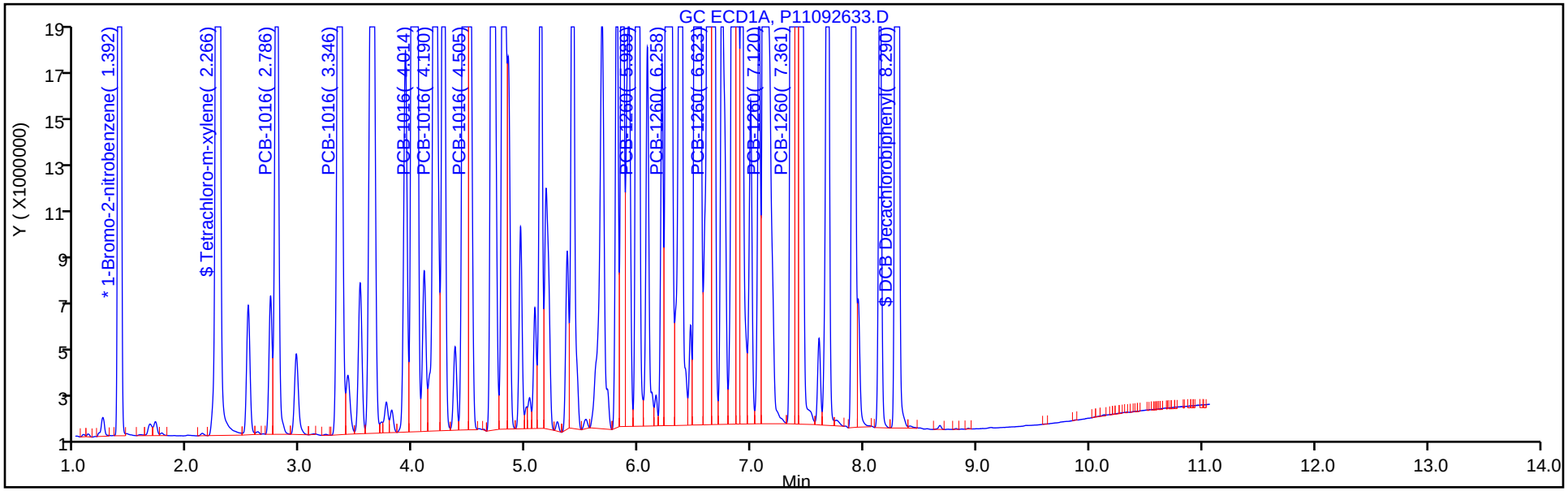

Column: CLP-2 0.53mm ID (0.53 mm) Y Scaling: Method Defined: Set to Absolute Y Value

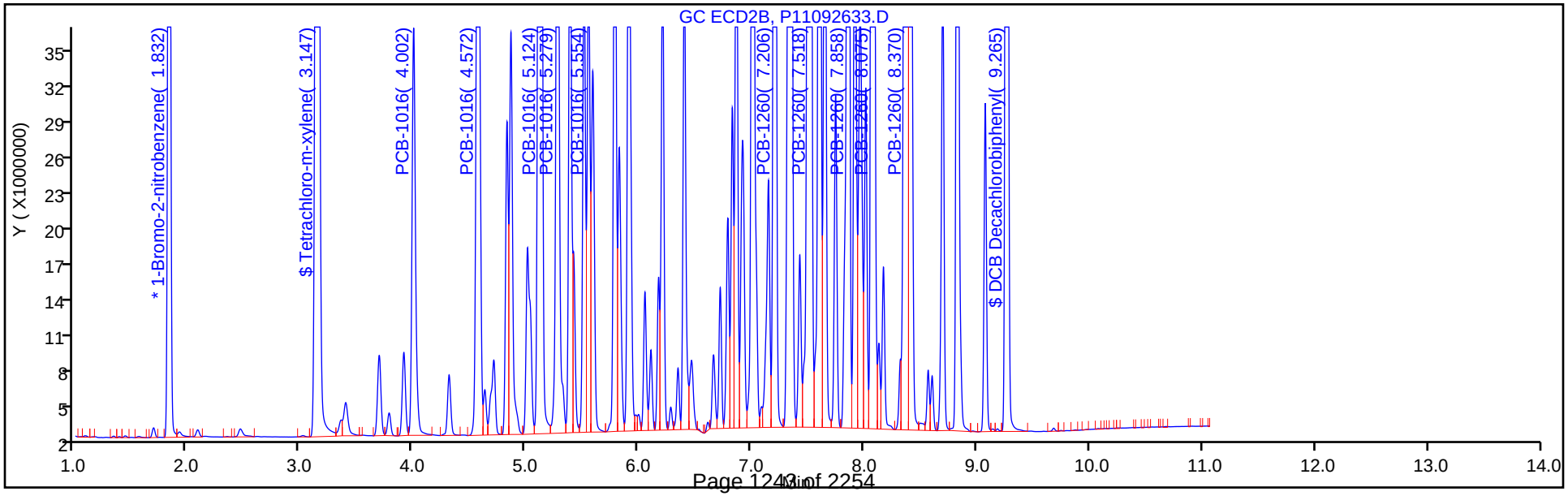

FORM VI
PCBS BY INTERNAL STANDARD - INITIAL CALIBRATION DATA
CURVE EVALUATION

Lab Name: Eurofins TestAmerica, Canton Job No.: 240-124062-1 Analy Batch No.: 402587

SDG No.:

Instrument ID: A2HP11 GC Column: CLP-2 (0.53 ID: 0.53(mm) Heated Purge: (Y/N) N

Calibration Start Date: 09/26/2019 18:14 Calibration End Date: 09/26/2019 19:27 Calibration ID: 53494

Calibration Files:

LEVEL:	LAB SAMPLE ID:	LAB FILE ID:
Level 1	STD005 240-402587/28	P11092628.D
Level 2	STD01 240-402587/29	P11092629.D
Level 3	STD02 240-402587/30	P11092630.D
Level 4	STD05 240-402587/31	P11092631.D
Level 5	STD1 240-402587/32	P11092632.D
Level 6	STD15 240-402587/33	P11092633.D

ANALYTE	RRF					CURVE TYPE	COEFFICIENT			#	MIN RRF	%RSD	#	MAX %RSD	R^2 OR COD	#	MIN R^2 OR COD
	LVL 1 LVL 6	LVL 2	LVL 3	LVL 4	LVL 5		B	M1	M2								
PCB-1016 Peak 1	0.0219 0.0171	0.0207	0.0189	0.0175	0.0172	Ave		0.0189				10.6		20.0			
PCB-1016 Peak 2	0.0426 0.0333	0.0399	0.0367	0.0339	0.0336	Ave		0.0367				10.5		20.0			
PCB-1016 Peak 3	0.0796 0.0753	0.0769	0.0752	0.0732	0.0740	Ave		0.0757				3.0		20.0			
PCB-1016 Peak 4	0.0365 0.0322	0.0347	0.0339	0.0316	0.0320	Ave		0.0335				5.7		20.0			
PCB-1016 Peak 5	0.0214 0.0163	0.0199	0.0184	0.0164	0.0163	Ave		0.0181				12.1		20.0			
PCB-1260 Peak 1	0.0608 0.0539	0.0580	0.0552	0.0530	0.0528	Ave		0.0556				5.7		20.0			
PCB-1260 Peak 2	0.0884 0.0825	0.0855	0.0813	0.0804	0.0806	Ave		0.0831				3.9		20.0			
PCB-1260 Peak 3	0.0555 0.0486	0.0530	0.0509	0.0476	0.0485	Ave		0.0507				6.1		20.0			
PCB-1260 Peak 4	0.1206 0.1196	0.1187	0.1160	0.1145	0.1163	Ave		0.1176				2.0		20.0			
PCB-1260 Peak 5	0.0911 0.0866	0.0880	0.0852	0.0839	0.0845	Ave		0.0866				3.1		20.0			
Tetrachloro-m-xylene	1.2220 1.1212	1.1460	1.1083	1.0983	1.1088	Lin1	0.0002	1.1106							1.0000		0.9900
DCB Decachlorobiphenyl	1.3604 1.0816	1.2360	1.1490	1.0902	1.0728	Lin1	0.0008	1.0680							1.0000		0.9900

Note: The M1 coefficient is the same as Ave RRF for an Ave curve type.

FORM VI
PCBS BY INTERNAL STANDARD - INITIAL CALIBRATION DATA
RESPONSE AND CONCENTRATION

Lab Name: Eurofins TestAmerica, Canton Job No.: 240-124062-1 Analy Batch No.: 402587

SDG No.:

Instrument ID: A2HP11 GC Column: CLP-2 (0.53 ID: 0.53(mm) Heated Purge: (Y/N) N

Calibration Start Date: 09/26/2019 18:14 Calibration End Date: 09/26/2019 19:27 Calibration ID: 53494

Calibration Files:

LEVEL:	LAB SAMPLE ID:	LAB FILE ID:
Level 1	STD005 240-402587/28	P11092628.D
Level 2	STD01 240-402587/29	P11092629.D
Level 3	STD02 240-402587/30	P11092630.D
Level 4	STD05 240-402587/31	P11092631.D
Level 5	STD1 240-402587/32	P11092632.D
Level 6	STD15 240-402587/33	P11092633.D

ANALYTE	IS REF	CURVE TYPE	RESPONSE					CONCENTRATION (NG/UL)				
			LVL 1 LVL 6	LVL 2	LVL 3	LVL 4	LVL 5	LVL 1 LVL 6	LVL 2	LVL 3	LVL 4	LVL 5
PCB-1016 Peak 1	BNB	Ave	3015747 73886539	5855774	11188865	25479978	49399739	0.0500 1.50	0.100	0.200	0.500	1.00
PCB-1016 Peak 2	BNB	Ave	5870707 143804501	11286645	21711771	49307653	96355488	0.0500 1.50	0.100	0.200	0.500	1.00
PCB-1016 Peak 3	BNB	Ave	10979901 325641805	21735142	44572147	106318618	212435833	0.0500 1.50	0.100	0.200	0.500	1.00
PCB-1016 Peak 4	BNB	Ave	5038792 139291672	9802619	20070029	45920989	91858643	0.0500 1.50	0.100	0.200	0.500	1.00
PCB-1016 Peak 5	BNB	Ave	2957949 70359543	5628529	10925615	23774162	46906459	0.0500 1.50	0.100	0.200	0.500	1.00
PCB-1260 Peak 1	BNB	Ave	8390603 232829662	16390963	32701912	77034303	151565217	0.0500 1.50	0.100	0.200	0.500	1.00
PCB-1260 Peak 2	BNB	Ave	12197021 356533762	24152589	48153539	116781963	231285001	0.0500 1.50	0.100	0.200	0.500	1.00
PCB-1260 Peak 3	BNB	Ave	7662230 210151306	14983281	30127021	69099314	139219806	0.0500 1.50	0.100	0.200	0.500	1.00
PCB-1260 Peak 4	BNB	Ave	16639225 517163707	33547370	68687707	166309851	333776075	0.0500 1.50	0.100	0.200	0.500	1.00
PCB-1260 Peak 5	BNB	Ave	12560339 374613173	24880077	50471733	121865933	242691577	0.0500 1.50	0.100	0.200	0.500	1.00
Tetrachloro-m-xylene	BNB	Lin1	8428071 323153440	16193297	32827786	79762327	159136151	0.00250 0.100	0.00500	0.0100	0.0250	0.0500
DCB Decachlorobiphenyl	BNB	Lin1	9382673 311726449	17464569	34031982	79177719	153973984	0.00250 0.100	0.00500	0.0100	0.0250	0.0500

Curve Type Legend:

Ave = Average ISTD
Lin1 = Linear 1/conc ISTD

Eurofins TestAmerica, Canton
Target Compound Quantitation Report

Data File: \\chromna\Canton\ChromData\A2HP11\20190926-91426.b\P11092628.D
Lims ID: std005 1660
Client ID:
Sample Type: IC Calib Level: 1
Inject. Date: 26-Sep-2019 18:14:17 ALS Bottle#: 28 Worklist Smp#: 28
Injection Vol: 1.0 ul Dil. Factor: 1.0000
Sample Info: 240-0091426-028
Operator ID: Instrument ID: A2HP11
Sublist: chrom-PCB11 IS*sub1

Method: \\chromna\Canton\ChromData\A2HP11\20190926-91426.b\PCB11 IS.m
Limit Group: GC 8082A IS
Last Update: 01-Oct-2019 08:36:07 Calib Date: 26-Sep-2019 19:27:31
Integrator: Falcon
Quant Method: Internal Standard Quant By: Initial Calibration
Last ICal File: \\chromna\Canton\ChromData\A2HP11\20190926-91426.b\P11092633.D

Column 1 : CLP-1 0.53mm ID (0.53 mm) Det: GC ECD1A
Column 2 : CLP-2 0.53mm ID (0.53 mm) Det: GC ecd2b
Process Host: CTX0305

First Level Reviewer: hassl Date: 27-Sep-2019 07:38:08

Col	RT (min.)	Exp RT (min.)	Dlt RT (min.)	Response	Cal Amt ng/ul	OnCol Amt ng/ul	Flags
* 14 1-Bromo-2-nitrobenzene							
1	1.392	1.393	-0.001	123203809	0.0500	0.0500	
2	1.834	1.834	-0.001	137938729	0.0500	0.0500	
$ 2 Tetrachloro-m-xylene							
1	2.266	2.267	-0.001	7118959	0.002500	0.002482	
2	3.149	3.148	0.001	8428071	0.002500	0.002586	
						RPD = 4.08	
6 PCB-1016							
1	2.788	2.788	0.000	2606129	0.0500	0.0583	
1	3.347	3.347	0.000	4686534	0.0500	0.0580	
1	4.016	4.015	0.001	9567744	0.0500	0.0533	
1	4.191	4.192	-0.001	4562621	0.0500	0.0562	
1	4.506	4.506	0.000	1766983	0.0500	0.0571	
		Average of Peak Amounts =				0.0566	
2	4.003	4.003	0.000	3015747	0.0500	0.0579	
2	4.573	4.573	0.000	5870707	0.0500	0.0581	
2	5.125	5.125	0.000	10979901	0.0500	0.0526	
2	5.279	5.279	0.000	5038792	0.0500	0.0545	
2	5.555	5.555	0.000	2957949	0.0500	0.0591	
		Average of Peak Amounts =				0.0564	
						RPD = 0.25	

Col	RT (min.)	Exp RT (min.)	Dlt RT (min.)	Response	Cal Amt ng/ul	OnCol Amt ng/ul	Flags
10 PCB-1260							
1	5.989	5.990	-0.001	5633347	0.0500	0.0553	
1	6.259	6.258	0.001	10426487	0.0500	0.0546	
1	6.623	6.623	0.000	6485143	0.0500	0.0550	
1	7.122	7.121	0.001	16221596	0.0500	0.0506	
1	7.362	7.362	0.000	7334611	0.0500	0.0519	
		Average of Peak Amounts =				0.0535	
2	7.207	7.207	0.000	8390603	0.0500	0.0547	
2	7.519	7.518	0.001	12197021	0.0500	0.0532	
2	7.859	7.858	0.001	7662230	0.0500	0.0548	
2	8.076	8.076	0.000	16639225	0.0500	0.0513	
2	8.371	8.371	0.000	12560339	0.0500	0.0526	
		Average of Peak Amounts =				0.0533	
						RPD = 0.27	
$ 12 DCB Decachlorobiphenyl							
1	8.291	8.292	-0.001	8670754	0.002500	0.002513	
2	9.266	9.266	0.000	9382673	0.002500	0.002477	
						RPD = 1.45	

Reagents:

SG1660@.05PPM_00029 Amount Added: 1.00 Units: mL

Report Date: 01-Oct-2019 08:36:08 Chrom Revision: 2.3 17-Sep-2019 16:19:08

Eurofins TestAmerica, Canton

Data File: \\chromna\Canton\ChromData\A2HP11\20190926-91426.b\P11092628.D

Injection Date: 26-Sep-2019 18:14:17 Instrument ID: A2HP11 Operator ID:

Lims ID: std005 1660 Worklist Smp#: 28

Client ID:

Injection Vol: 1.0 ul Dil. Factor: 1.0000 ALS Bottle#: 28

Method: PCB11 IS Limit Group: GC 8082A IS

Column: CLP-1 0.53mm ID (0.53 mm) Y Scaling: Method Defined: Set to Absolute Y Value

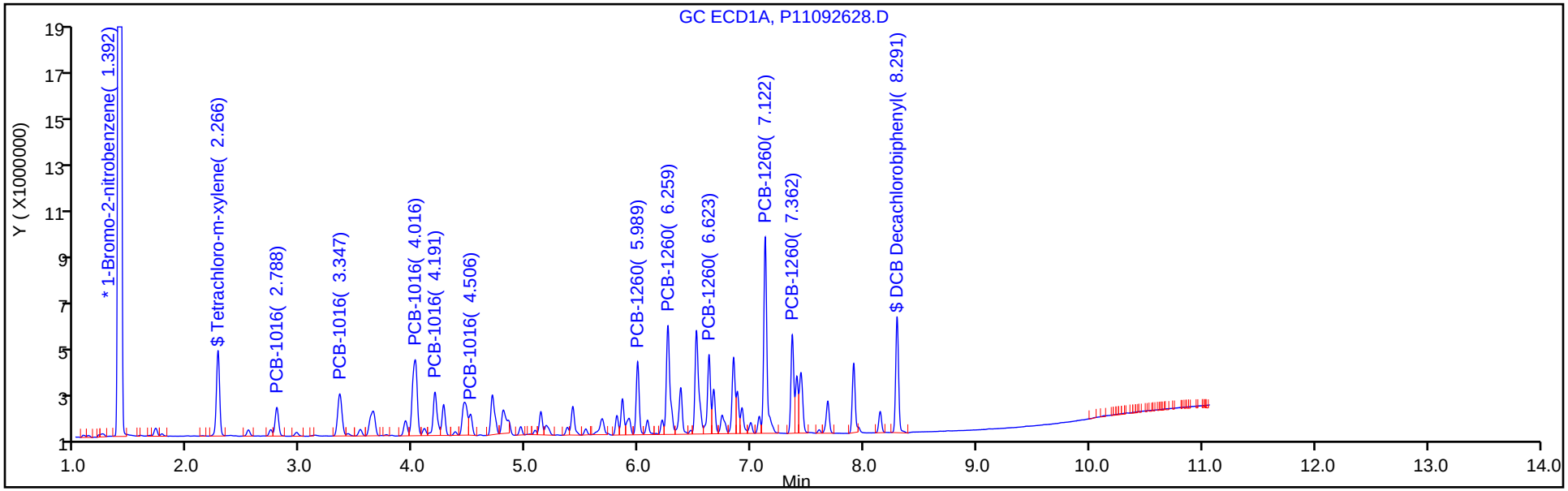

Column: CLP-2 0.53mm ID (0.53 mm) Y Scaling: Method Defined: Set to Absolute Y Value

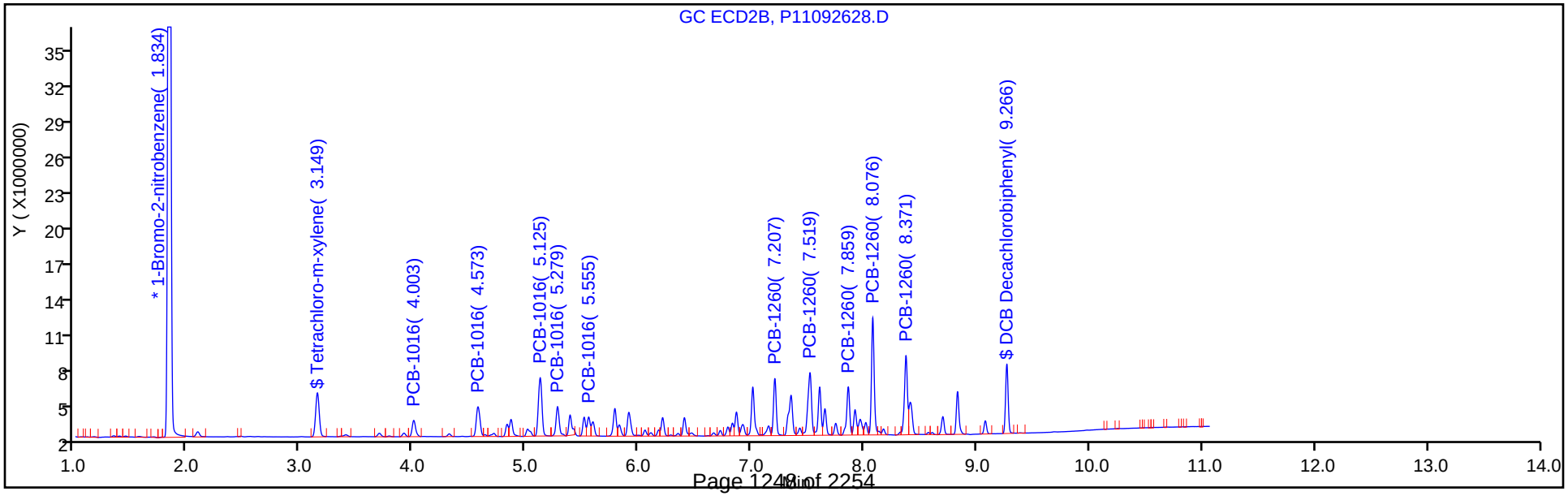

Eurofins TestAmerica, Canton
Target Compound Quantitation Report

Data File: \\chromna\Canton\ChromData\A2HP11\20190926-91426.b\P11092629.D
Lims ID: std01 1660
Client ID:
Sample Type: IC Calib Level: 2
Inject. Date: 26-Sep-2019 18:29:02 ALS Bottle#: 29 Worklist Smp#: 29
Injection Vol: 1.0 ul Dil. Factor: 1.0000
Sample Info: 240-0091426-029
Operator ID: Instrument ID: A2HP11
Sublist: chrom-PCB11 IS*sub1

Method: \\chromna\Canton\ChromData\A2HP11\20190926-91426.b\PCB11 IS.m
Limit Group: GC 8082A IS
Last Update: 01-Oct-2019 08:36:11 Calib Date: 26-Sep-2019 19:27:31
Integrator: Falcon
Quant Method: Internal Standard Quant By: Initial Calibration
Last ICal File: \\chromna\Canton\ChromData\A2HP11\20190926-91426.b\P11092633.D

Column 1 : CLP-1 0.53mm ID (0.53 mm) Det: GC ECD1A
Column 2 : CLP-2 0.53mm ID (0.53 mm) Det: GC ecd2b
Process Host: CTX0305

First Level Reviewer: grantk Date: 01-Oct-2019 08:15:34

Col	RT (min.)	Exp RT (min.)	Dlt RT (min.)	Response	Cal Amt ng/ul	OnCol Amt ng/ul	Flags
* 14 1-Bromo-2-nitrobenzene							
1	1.392	1.393	-0.001	124736274	0.0500	0.0500	
2	1.833	1.834	-0.001	141301315	0.0500	0.0500	
$ 2 Tetrachloro-m-xylene							
1	2.266	2.267	-0.001	13625727	0.005000	0.005048	
2	3.148	3.148	0.000	16193297	0.005000	0.004994	
						RPD = 1.07	
6 PCB-1016							
1	2.787	2.788	-0.001	4980128	0.1000	0.1100	
1	3.346	3.347	-0.001	9001346	0.1000	0.1101	
1	4.015	4.015	0.000	18594670	0.1000	0.1024	
1	4.191	4.192	-0.001	8696357	0.1000	0.1058	
1	4.505	4.506	-0.001	3379597	0.1000	0.1078	
		Average of Peak Amounts =				0.1072	
2	4.004	4.003	0.001	5855774	0.1000	0.1097	
2	4.575	4.573	0.002	11286645	0.1000	0.1090	
2	5.127	5.125	0.002	21735142	0.1000	0.1016	
2	5.281	5.279	0.002	9802619	0.1000	0.1036	
2	5.557	5.555	0.002	5628529	0.1000	0.1098	
		Average of Peak Amounts =				0.1067	
						RPD = 0.44	

Col	RT (min.)	Exp RT (min.)	Dlt RT (min.)	Response	Cal Amt ng/ul	OnCol Amt ng/ul	Flags
10 PCB-1260							
1	5.990	5.990	0.000	10526014	0.1000	0.1020	
1	6.258	6.258	0.000	19856377	0.1000	0.1027	
1	6.624	6.623	0.001	12292303	0.1000	0.1029	
1	7.121	7.121	0.000	32476028	0.1000	0.1000	
1	7.362	7.362	0.000	14405408	0.1000	0.1007	
		Average of Peak Amounts =				0.1017	
2	7.209	7.207	0.002	16390963	0.1000	0.1043	
2	7.521	7.518	0.003	24152589	0.1000	0.1028	
2	7.861	7.858	0.003	14983281	0.1000	0.1046	
2	8.078	8.076	0.002	33547370	0.1000	0.1009	
2	8.374	8.371	0.003	24880077	0.1000	0.1017	
		Average of Peak Amounts =				0.1029	
						RPD = 1.19	
$ 12 DCB Decachlorobiphenyl							
1	8.290	8.292	-0.002	15789732	0.005000	0.005045	
2	9.270	9.266	0.004	17464569	0.005000	0.005079	
						RPD = 0.66	

Reagents:

SG1660STD@0.1_00026 Amount Added: 1.00 Units: mL

Report Date: 01-Oct-2019 08:36:12 Chrom Revision: 2.3 17-Sep-2019 16:19:08

Eurofins TestAmerica, Canton

Data File: \\chromna\Canton\ChromData\A2HP11\20190926-91426.b\P11092629.D

Injection Date: 26-Sep-2019 18:29:02 Instrument ID: A2HP11 Operator ID:

Lims ID: std01 1660 Worklist Smp#: 29

Client ID:

Injection Vol: 1.0 ul Dil. Factor: 1.0000 ALS Bottle#: 29

Method: PCB11 IS Limit Group: GC 8082A IS

Column: CLP-1 0.53mm ID (0.53 mm) Y Scaling: Method Defined: Set to Absolute Y Value

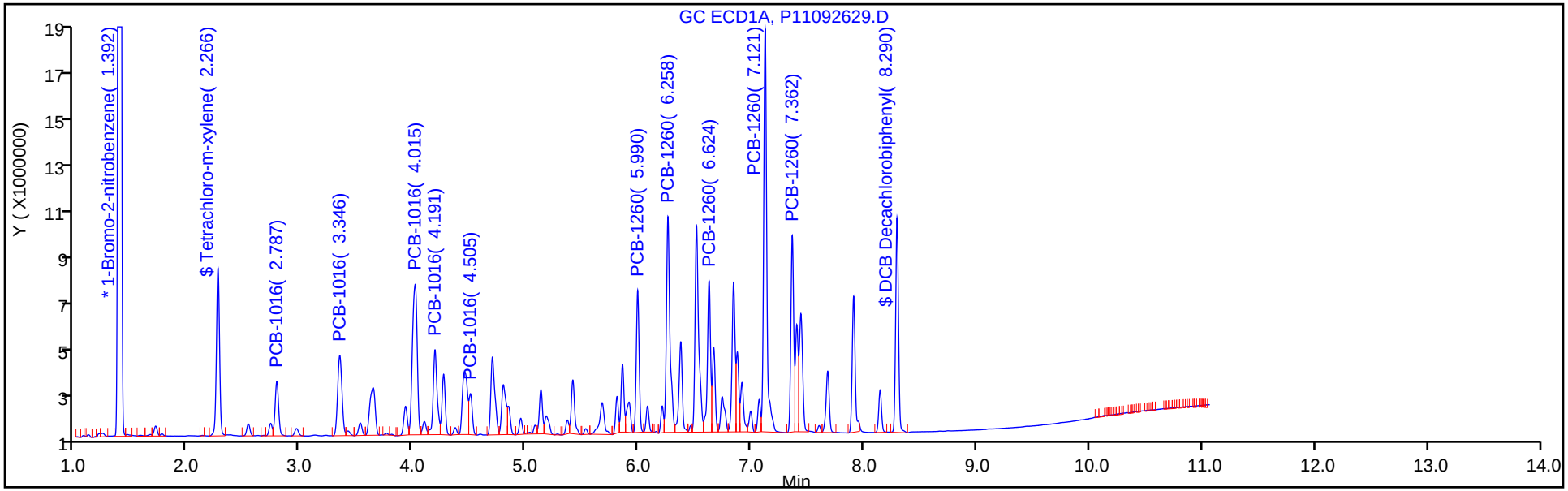

Column: CLP-2 0.53mm ID (0.53 mm) Y Scaling: Method Defined: Set to Absolute Y Value

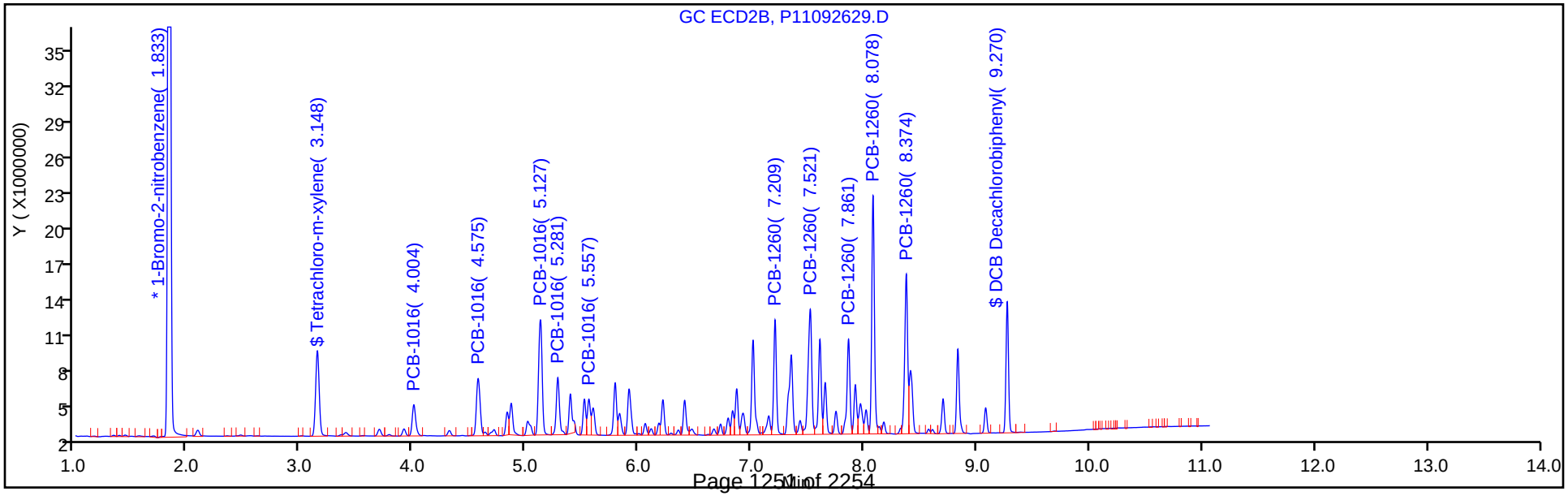

Eurofins TestAmerica, Canton
Target Compound Quantitation Report

Data File: \\chromna\Canton\ChromData\A2HP11\20190926-91426.b\P11092630.D
Lims ID: std02 1660
Client ID:
Sample Type: IC Calib Level: 3
Inject. Date: 26-Sep-2019 18:43:39 ALS Bottle#: 30 Worklist Smp#: 30
Injection Vol: 1.0 ul Dil. Factor: 1.0000
Sample Info: 240-0091426-030
Operator ID: Instrument ID: A2HP11
Sublist: chrom-PCB11 IS*sub1

Method: \\chromna\Canton\ChromData\A2HP11\20190926-91426.b\PCB11 IS.m
Limit Group: GC 8082A IS
Last Update: 01-Oct-2019 08:36:16 Calib Date: 26-Sep-2019 19:27:31
Integrator: Falcon
Quant Method: Internal Standard Quant By: Initial Calibration
Last ICal File: \\chromna\Canton\ChromData\A2HP11\20190926-91426.b\P11092633.D

Column 1 : CLP-1 0.53mm ID (0.53 mm) Det: GC ECD1A
Column 2 : CLP-2 0.53mm ID (0.53 mm) Det: GC ecd2b
Process Host: CTX0305

First Level Reviewer: grantk Date: 01-Oct-2019 08:18:52

Col	RT (min.)	Exp RT (min.)	Dlt RT (min.)	Response	Cal Amt ng/ul	OnCol Amt ng/ul	Flags
* 14 1-Bromo-2-nitrobenzene							
1	1.393	1.393	-0.001	130661481	0.0500	0.0500	
2	1.834	1.834	0.000	148096728	0.0500	0.0500	
$ 2 Tetrachloro-m-xylene							
1	2.267	2.267	0.000	27166081	0.0100	0.0100	
2	3.149	3.148	0.001	32827786	0.0100	0.009815	
						RPD = 1.56	
6 PCB-1016							
1	2.788	2.788	0.000	9525098	0.2000	0.2008	
1	3.347	3.347	0.000	17153176	0.2000	0.2002	
1	4.014	4.015	-0.001	37223467	0.2000	0.1957	
1	4.192	4.192	0.000	17078654	0.2000	0.1983	
1	4.506	4.506	0.000	6585709	0.2000	0.2006	
		Average of Peak Amounts =				0.1991	
2	4.004	4.003	0.001	11188865	0.2000	0.2000	
2	4.575	4.573	0.002	21711771	0.2000	0.2000	
2	5.128	5.125	0.003	44572147	0.2000	0.1988	
2	5.281	5.279	0.002	20070029	0.2000	0.2023	
2	5.558	5.555	0.003	10925615	0.2000	0.2034	
		Average of Peak Amounts =				0.2009	
						RPD = 0.89	

Col	RT (min.)	Exp RT (min.)	Dlt RT (min.)	Response	Cal Amt ng/ul	OnCol Amt ng/ul	Flags
10 PCB-1260							
1	5.990	5.990	0.000	21272771	0.2000	0.1968	
1	6.258	6.258	0.000	39946535	0.2000	0.1973	
1	6.623	6.623	0.000	24478321	0.2000	0.1956	
1	7.121	7.121	0.000	66408342	0.2000	0.1952	
1	7.362	7.362	0.000	29243151	0.2000	0.1951	
		Average of Peak Amounts =				0.1960	
2	7.209	7.207	0.002	32701912	0.2000	0.1985	
2	7.520	7.518	0.002	48153539	0.2000	0.1956	
2	7.861	7.858	0.003	30127021	0.2000	0.2007	
2	8.078	8.076	0.002	68687707	0.2000	0.1972	
2	8.373	8.371	0.002	50471733	0.2000	0.1968	
		Average of Peak Amounts =				0.1978	
						RPD = 0.90	
$ 12 DCB Decachlorobiphenyl							
1	8.291	8.292	-0.001	31082125	0.0100	0.0101	
2	9.268	9.266	0.002	34031982	0.0100	0.0101	
						RPD = 0.09	

Reagents:

SG1660@0.2ppm_00029 Amount Added: 1.00 Units: mL

Report Date: 01-Oct-2019 08:36:17 Chrom Revision: 2.3 17-Sep-2019 16:19:08

Eurofins TestAmerica, Canton

Data File: \\chromna\Canton\ChromData\A2HP11\20190926-91426.b\P11092630.D

Injection Date:	26-Sep-2019 18:43:39	Instrument ID:	A2HP11	Operator ID:	
Lims ID:	std02 1660			Worklist Smp#:	30
Client ID:					
Injection Vol:	1.0 ul	Dil. Factor:	1.0000	ALS Bottle#:	30
Method:	PCB11 IS	Limit Group:	GC 8082A IS		

Column: CLP-1 0.53mm ID (0.53 mm) Y Scaling: Method Defined: Set to Absolute Y Value

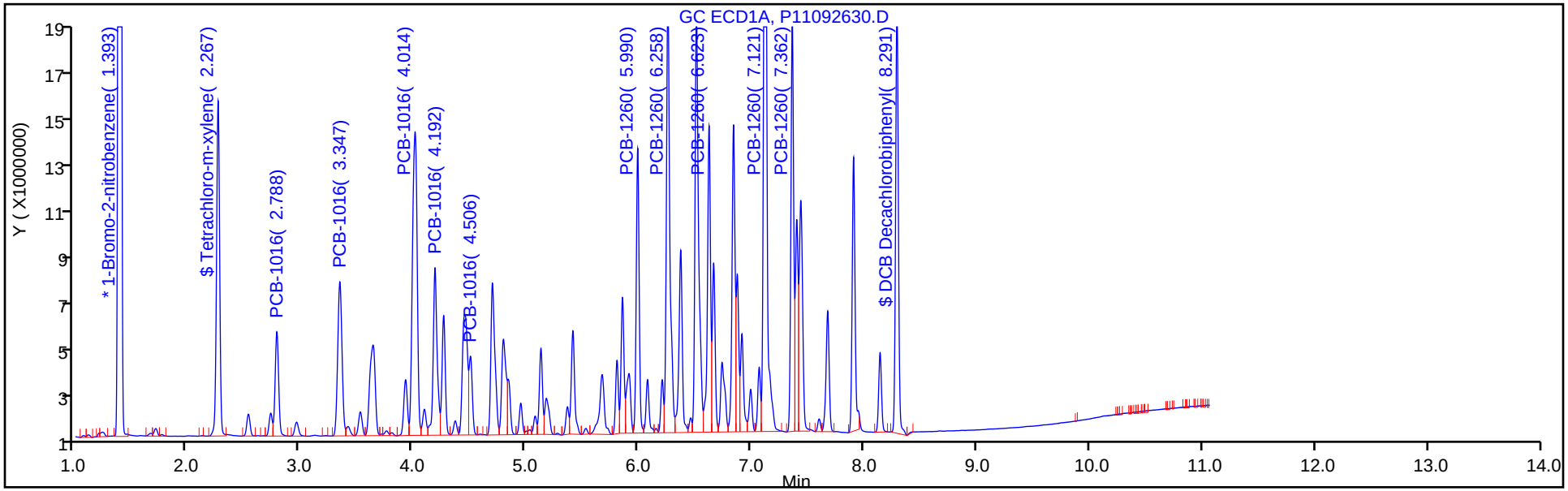

Column: CLP-2 0.53mm ID (0.53 mm) Y Scaling: Method Defined: Set to Absolute Y Value

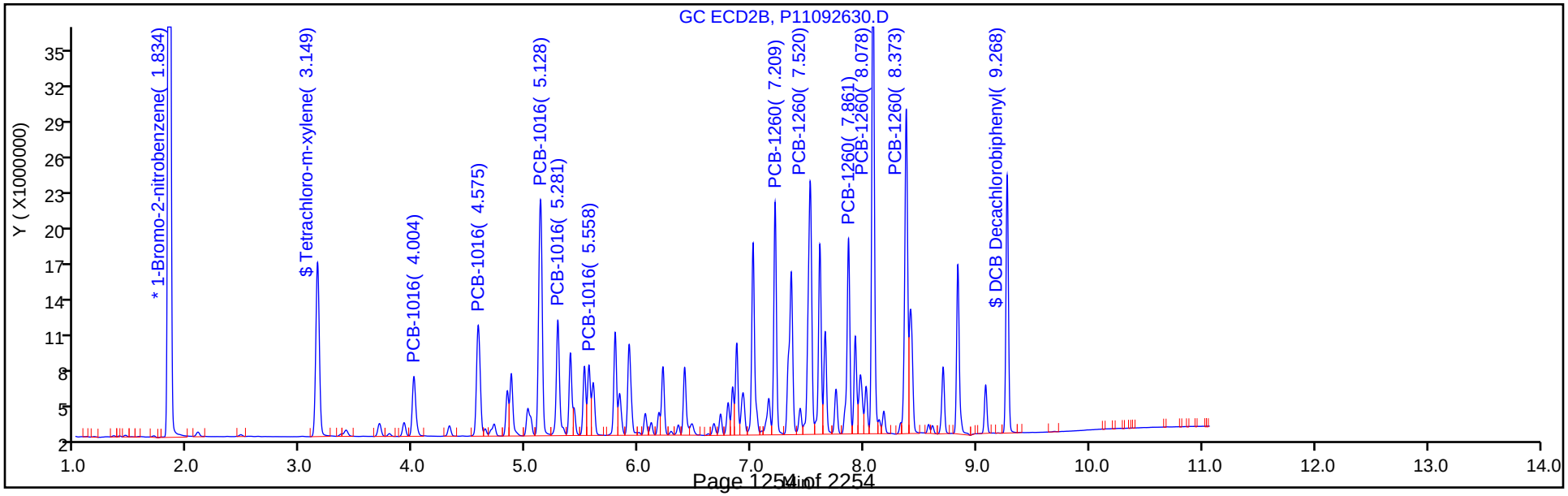

Eurofins TestAmerica, Canton
Target Compound Quantitation Report

Data File: \\chromna\Canton\ChromData\A2HP11\20190926-91426.b\P11092631.D
Lims ID: std05 1660
Client ID:
Sample Type: ICIS Calib Level: 4
Inject. Date: 26-Sep-2019 18:58:18 ALS Bottle#: 31 Worklist Smp#: 31
Injection Vol: 1.0 ul Dil. Factor: 1.0000
Sample Info: 240-0091426-031
Operator ID: Instrument ID: A2HP11
Sublist: chrom-PCB11 IS*sub1

Method: \\chromna\Canton\ChromData\A2HP11\20190926-91426.b\PCB11 IS.m
Limit Group: GC 8082A IS
Last Update: 01-Oct-2019 08:36:20 Calib Date: 26-Sep-2019 19:27:31
Integrator: Falcon
Quant Method: Internal Standard Quant By: Initial Calibration
Last ICal File: \\chromna\Canton\ChromData\A2HP11\20190926-91426.b\P11092633.D

Column 1 : CLP-1 0.53mm ID (0.53 mm) Det: GC ECD1A
Column 2 : CLP-2 0.53mm ID (0.53 mm) Det: GC ecd2b
Process Host: CTX0305

First Level Reviewer: hassl Date: 27-Sep-2019 07:21:02

Col	RT (min.)	Exp RT (min.)	Dlt RT (min.)	Response	Cal Amt ng/ul	OnCol Amt ng/ul	Flags
* 14 1-Bromo-2-nitrobenzene							
1	1.393	1.393	0.000	127649095	0.0500	0.0500	
2	1.834	1.834	0.000	145252565	0.0500	0.0500	
$ 2 Tetrachloro-m-xylene							
1	2.267	2.267	0.000	65066814	0.0250	0.0250	
2	3.148	3.148	0.000	79762327	0.0250	0.0246	
						RPD = 1.87	
6 PCB-1016							M
1	2.788	2.788	0.000	21349509	0.5000	0.4606	
1	3.347	3.347	0.000	39035295	0.5000	0.4664	
1	4.015	4.015	0.000	89313308	0.5000	0.4806	
1	4.192	4.192	0.000	39390956	0.5000	0.4682	
1	4.506	4.506	0.000	14883643	0.5000	0.4640	
		Average of Peak Amounts =				0.4680	
2	4.003	4.003	0.000	25479978	0.5000	0.4644	
2	4.573	4.573	0.000	49307653	0.5000	0.4631	M
2	5.125	5.125	0.000	106318618	0.5000	0.4834	M
2	5.279	5.279	0.000	45920989	0.5000	0.4720	M
2	5.555	5.555	0.000	23774162	0.5000	0.4514	M
		Average of Peak Amounts =				0.4668	
						RPD = 0.24	

Col	RT (min.)	Exp RT (min.)	Dlt RT (min.)	Response	Cal Amt ng/ul	OnCol Amt ng/ul	Flags
10 PCB-1260							
1	5.990	5.990	0.000	49015710	0.5000	0.4641	
1	6.258	6.258	0.000	92653397	0.5000	0.4683	
1	6.623	6.623	0.000	57675476	0.5000	0.4718	
1	7.121	7.121	0.000	161874324	0.5000	0.4870	
1	7.362	7.362	0.000	70018742	0.5000	0.4782	
		Average of Peak Amounts =				0.4739	
2	7.207	7.207	0.000	77034303	0.5000	0.4768	
2	7.518	7.518	0.000	116781963	0.5000	0.4837	
2	7.858	7.858	0.000	69099314	0.5000	0.4693	
2	8.076	8.076	0.000	166309851	0.5000	0.4867	
2	8.371	8.371	0.000	121865933	0.5000	0.4846	
		Average of Peak Amounts =				0.4802	
						RPD = 1.33	
$ 12 DCB Decachlorobiphenyl							
1	8.292	8.292	0.000	71500124	0.0250	0.0246	
2	9.266	9.266	0.000	79177719	0.0250	0.0248	
						RPD = 0.95	

QC Flag Legend

Review Flags

M - Manually Integrated

Reagents:

SG1660@0.5PPM_00091 Amount Added: 1.00 Units: mL

Report Date: 01-Oct-2019 08:36:21 Chrom Revision: 2.3 17-Sep-2019 16:19:08

Eurofins TestAmerica, Canton

Data File: \\chromna\Canton\ChromData\A2HP11\20190926-91426.b\P11092631.D

Injection Date: 26-Sep-2019 18:58:18 Instrument ID: A2HP11 Operator ID:

Lims ID: std05 1660 Worklist Smp#: 31

Client ID:

Injection Vol: 1.0 ul Dil. Factor: 1.0000 ALS Bottle#: 31

Method: PCB11 IS Limit Group: GC 8082A IS

Column: CLP-1 0.53mm ID (0.53 mm) Y Scaling: Method Defined: Set to Absolute Y Value

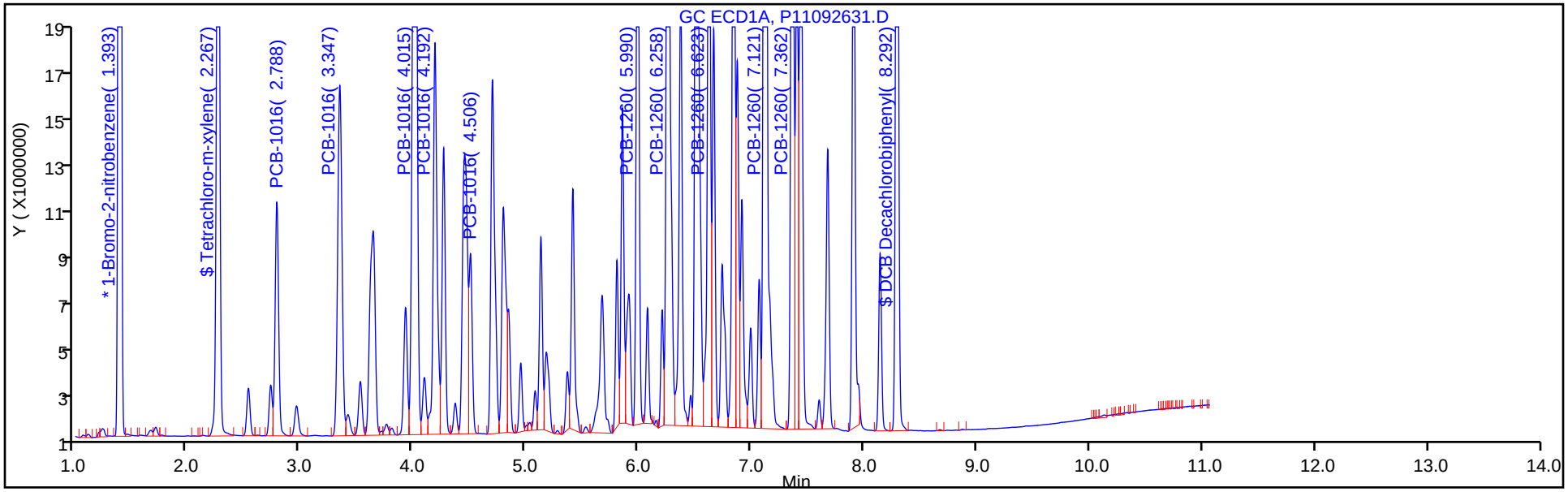

Column: CLP-2 0.53mm ID (0.53 mm) Y Scaling: Method Defined: Set to Absolute Y Value

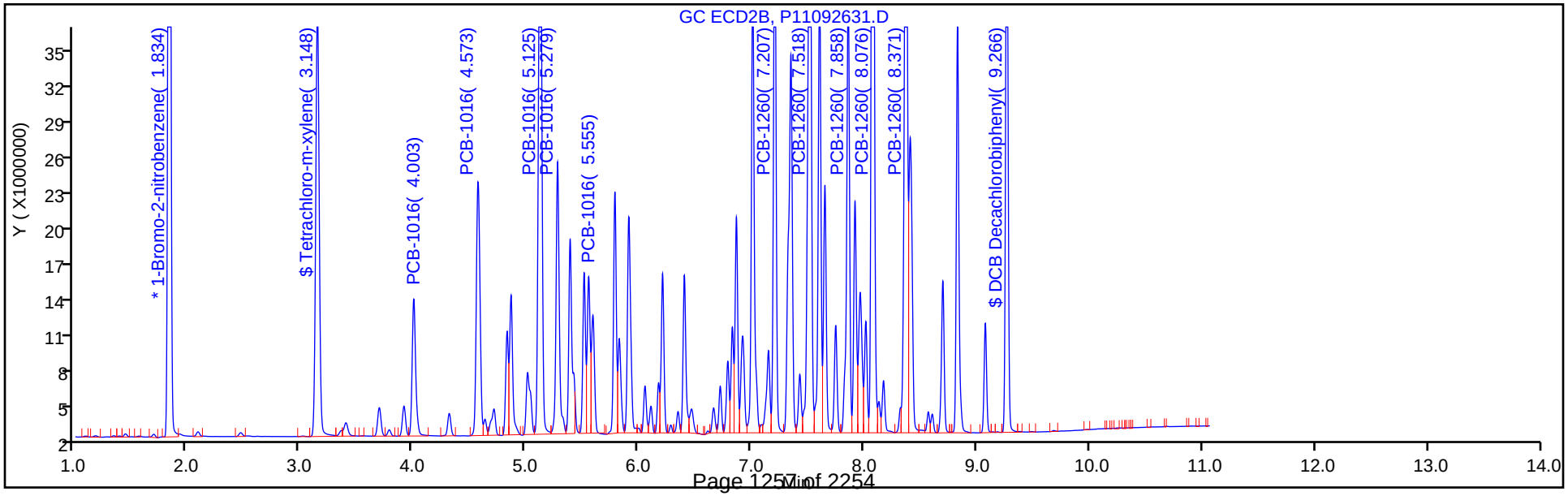

Report Date: 01-Oct-2019 08:36:21 Chrom Revision: 2.3 17-Sep-2019 16:19:08

Eurofins TestAmerica, Canton

Data File: \\chromna\Canton\ChromData\A2HP11\20190926-91426.b\P11092631.D

Injection Date: 26-Sep-2019 18:58:18 Instrument ID: A2HP11

Lims ID: std05 1660

Client ID:

Operator ID: ALS Bottle#: 31 Worklist Smp#: 31

Injection Vol: 1.0 ul Dil. Factor: 1.0000

Method: PCB11 IS Limit Group: GC 8082A IS

Column: CLP-2 0.53mm ID (0.53 mm) Detector GC ecd2b

6 PCB-1016, CAS: 12674-11-2

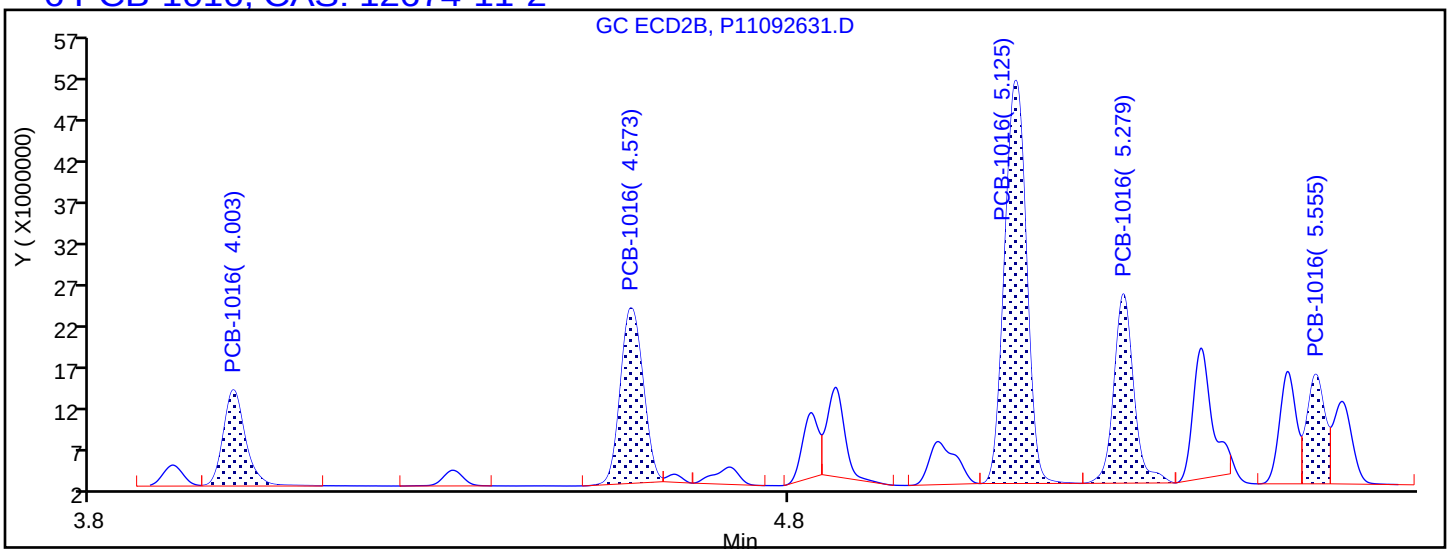

Processing Integration Results

4.003	Response = 25479978	
4.573	Response = 47709341	
5.125	Response = 104933155	
5.279	Response = 44600478	
5.555	Response = 23699842	

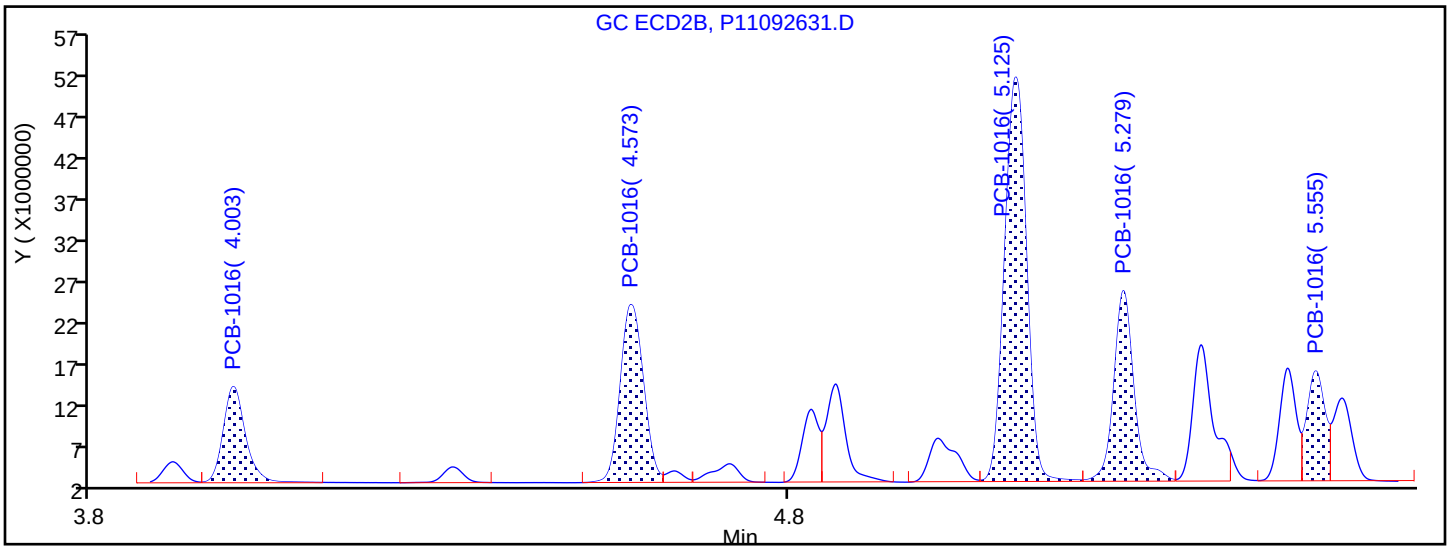

Manual Integration Results

4.003	Response = 25479978	
4.573	Response = 49307653	M
5.125	Response = 106318618	M
5.279	Response = 45920989	M
5.555	Response = 23774162	M

Reviewer: hassl, 27-Sep-2019 07:38:31

Audit Action: Assigned New Baseline Audit Reason: Baseline Smoothing

Eurofins TestAmerica, Canton
Target Compound Quantitation Report

Data File: \\chromna\Canton\ChromData\A2HP11\20190926-91426.b\P11092632.D
Lims ID: std1 1660
Client ID:
Sample Type: IC Calib Level: 5
Inject. Date: 26-Sep-2019 19:12:55 ALS Bottle#: 32 Worklist Smp#: 32
Injection Vol: 1.0 ul Dil. Factor: 1.0000
Sample Info: 240-0091426-032
Operator ID: Instrument ID: A2HP11
Sublist: chrom-PCB11 IS*sub1

Method: \\chromna\Canton\ChromData\A2HP11\20190926-91426.b\PCB11 IS.m
Limit Group: GC 8082A IS
Last Update: 01-Oct-2019 08:36:25 Calib Date: 26-Sep-2019 19:27:31
Integrator: Falcon
Quant Method: Internal Standard Quant By: Initial Calibration
Last ICal File: \\chromna\Canton\ChromData\A2HP11\20190926-91426.b\P11092633.D

Column 1 : CLP-1 0.53mm ID (0.53 mm) Det: GC ECD1A
Column 2 : CLP-2 0.53mm ID (0.53 mm) Det: GC ecd2b
Process Host: CTX0305

First Level Reviewer: hassl Date: 27-Sep-2019 07:38:54

Col	RT (min.)	Exp RT (min.)	Dlt RT (min.)	Response	Cal Amt ng/ul	OnCol Amt ng/ul	Flags
* 14 1-Bromo-2-nitrobenzene							
1	1.392	1.393	-0.001	126331083	0.0500	0.0500	
2	1.833	1.834	-0.001	143525137	0.0500	0.0500	
$ 2 Tetrachloro-m-xylene							
1	2.267	2.267	0.000	127654213	0.0500	0.0500	
2	3.147	3.148	-0.001	159136151	0.0500	0.0498	
						RPD = 0.48	
6 PCB-1016							M
1	2.787	2.788	-0.001	41382227	1.00	0.9022	
1	3.347	3.347	0.000	74263831	1.00	0.8967	
1	4.016	4.015	0.001	179147225	1.00	0.9740	
1	4.190	4.192	-0.002	78331236	1.00	0.9408	
1	4.504	4.506	-0.002	29213996	1.00	0.9203	
		Average of Peak Amounts =				0.9268	
2	4.002	4.003	-0.001	49399739	1.00	0.9112	
2	4.573	4.573	0.000	96355488	1.00	0.9158	M
2	5.125	5.125	0.000	212435833	1.00	0.9775	M
2	5.279	5.279	0.000	91858643	1.00	0.9556	M
2	5.555	5.555	0.000	46906459	1.00	0.9013	M
		Average of Peak Amounts =				0.9323	
						RPD = 0.59	

Col	RT (min.)	Exp RT (min.)	Dlt RT (min.)	Response	Cal Amt ng/ul	OnCol Amt ng/ul	Flags
10 PCB-1260							
1	5.989	5.990	-0.001	101257285	1.00	0.9688	
1	6.258	6.258	0.000	189869924	1.00	0.9697	
1	6.623	6.623	0.000	116618326	1.00	0.9638	
1	7.121	7.121	0.000	329299132	1.00	1.00	
1	7.362	7.362	0.000	144995059	1.00	1.00	
		Average of Peak Amounts =				0.9808	
2	7.206	7.207	-0.001	151565217	1.00	0.9493	
2	7.517	7.518	-0.001	231285001	1.00	0.9696	
2	7.857	7.858	-0.001	139219806	1.00	0.9569	
2	8.075	8.076	-0.001	333776075	1.00	0.9886	
2	8.370	8.371	-0.001	242691577	1.00	0.9767	
		Average of Peak Amounts =				0.9682	
						RPD = 1.29	
$ 12 DCB Decachlorobiphenyl							
1	8.292	8.292	0.000	140235071	0.0500	0.0494	
2	9.266	9.266	0.000	153973984	0.0500	0.0495	
						RPD = 0.33	

QC Flag Legend

Review Flags

M - Manually Integrated

Reagents:

SG1660@1.0PPM_00033 Amount Added: 1.00 Units: mL

Report Date: 01-Oct-2019 08:36:26 Chrom Revision: 2.3 17-Sep-2019 16:19:08

Eurofins TestAmerica, Canton

Data File: \\chromna\Canton\ChromData\A2HP11\20190926-91426.b\P11092632.D

Injection Date: 26-Sep-2019 19:12:55 Instrument ID: A2HP11 Operator ID:

Lims ID: std1 1660 Worklist Smp#: 32

Client ID:

Injection Vol: 1.0 ul Dil. Factor: 1.0000 ALS Bottle#: 32

Method: PCB11 IS Limit Group: GC 8082A IS

Column: CLP-1 0.53mm ID (0.53 mm) Y Scaling: Method Defined: Set to Absolute Y Value

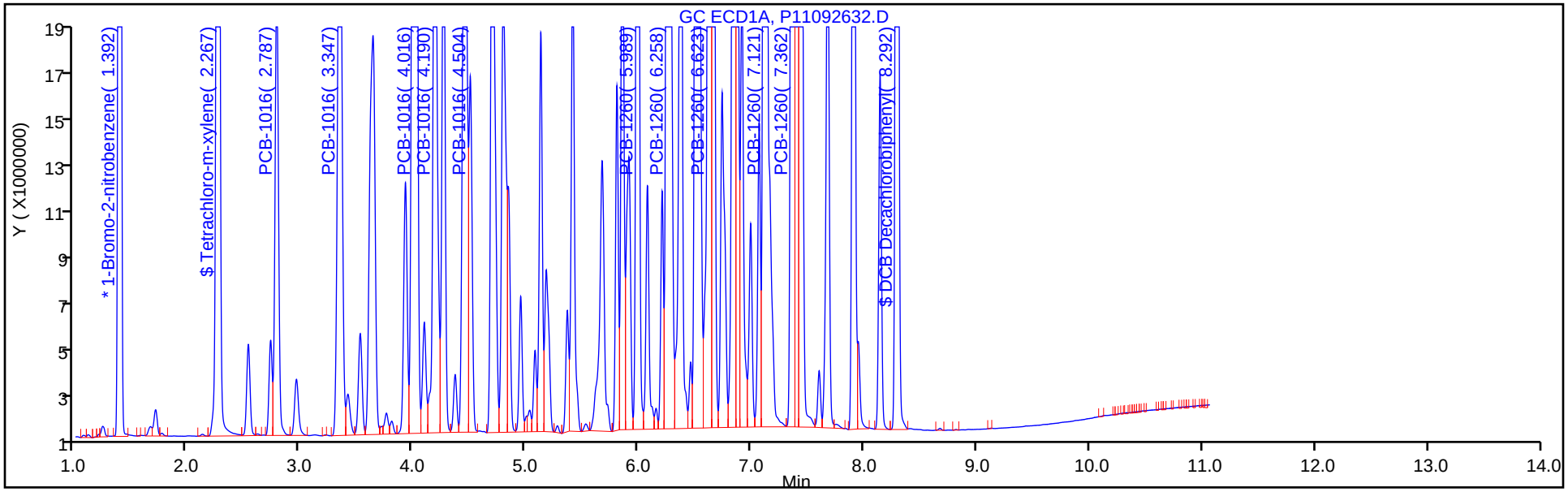

Column: CLP-2 0.53mm ID (0.53 mm) Y Scaling: Method Defined: Set to Absolute Y Value

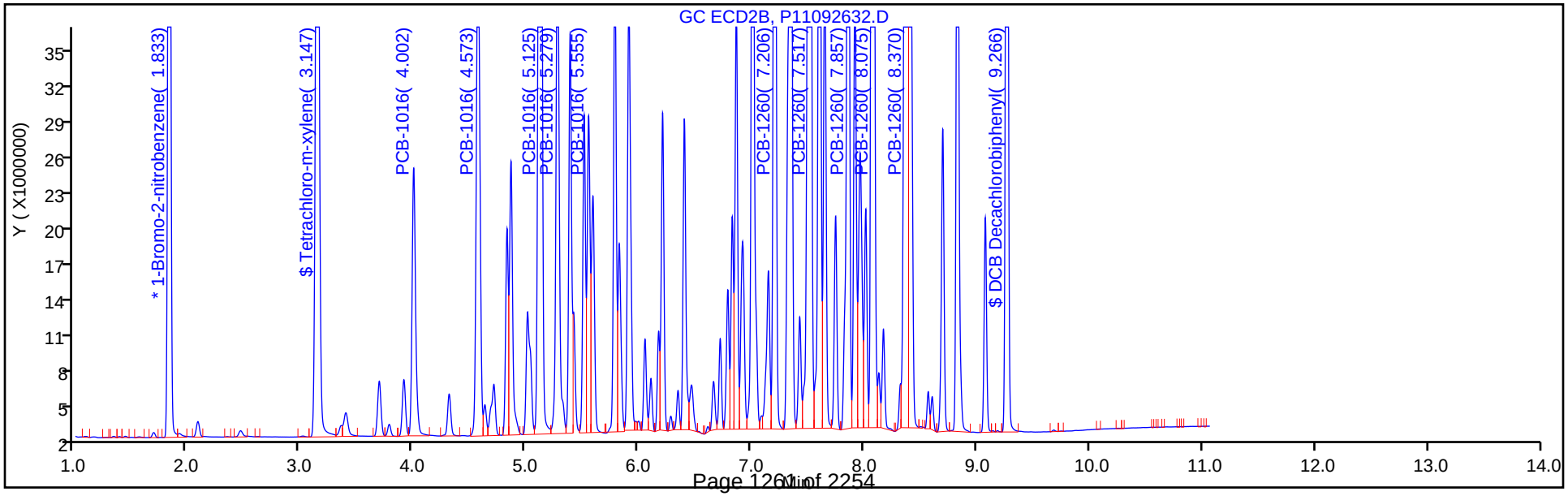

Report Date: 01-Oct-2019 08:36:26 Chrom Revision: 2.3 17-Sep-2019 16:19:08

Eurofins TestAmerica, Canton

Data File: \\chromna\Canton\ChromData\A2HP11\20190926-91426.b\P11092632.D

Injection Date: 26-Sep-2019 19:12:55 Instrument ID: A2HP11

Lims ID: std1 1660

Client ID:

Operator ID: ALS Bottle#: 32 Worklist Smp#: 32

Injection Vol: 1.0 ul Dil. Factor: 1.0000

Method: PCB11 IS Limit Group: GC 8082A IS

Column: CLP-2 0.53mm ID (0.53 mm) Detector GC ecd2b

6 PCB-1016, CAS: 12674-11-2

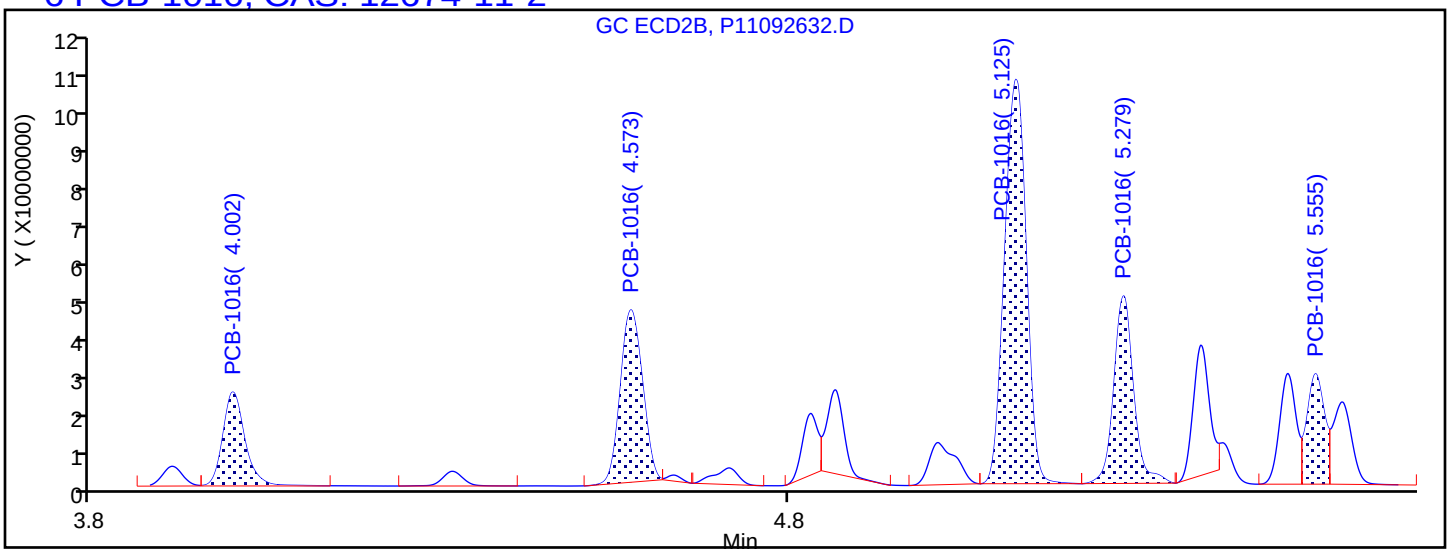

Processing Integration Results

4.002	Response = 49399739
4.573	Response = 91196449
5.125	Response = 208952467
5.279	Response = 88415420
5.555	Response = 46502995

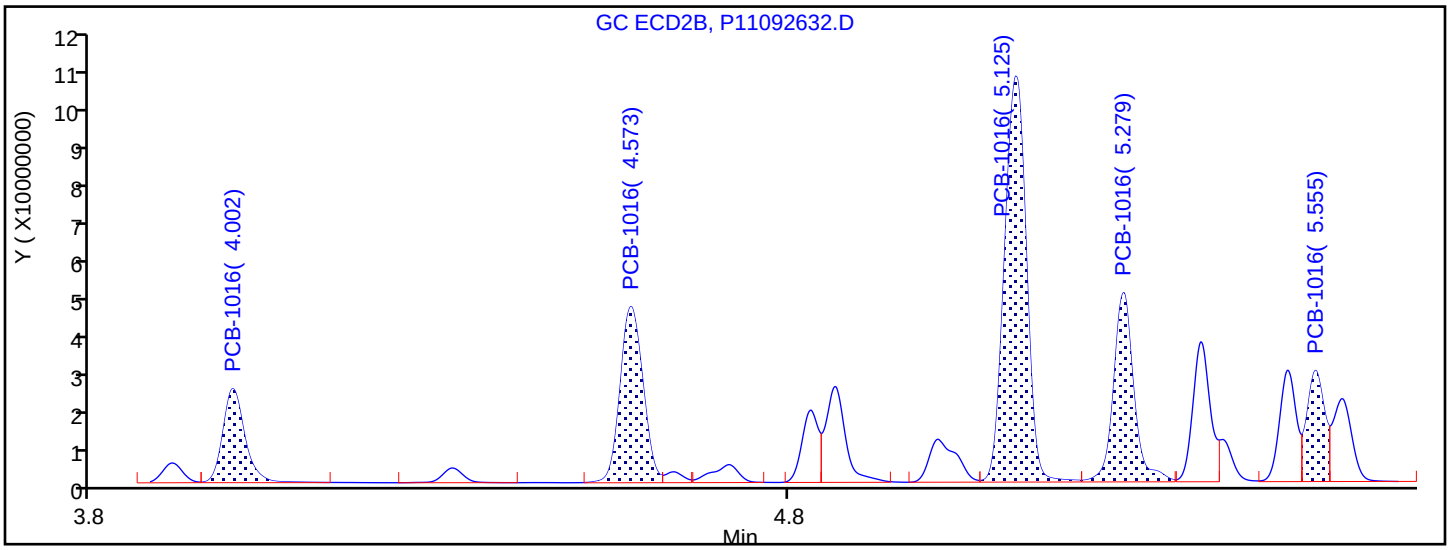

Manual Integration Results

4.002	Response = 49399739	
4.573	Response = 96355488	M
5.125	Response = 212435833	M
5.279	Response = 91858643	M
5.555	Response = 46906459	M

Reviewer: hassl, 27-Sep-2019 07:38:51

Audit Action: Assigned New Baseline Audit Reason: Baseline Smoothing

Eurofins TestAmerica, Canton
Target Compound Quantitation Report

Data File: \\chromna\Canton\ChromData\A2HP11\20190926-91426.b\P11092633.D
Lims ID: std15 1660
Client ID:
Sample Type: IC Calib Level: 6
Inject. Date: 26-Sep-2019 19:27:31 ALS Bottle#: 33 Worklist Smp#: 33
Injection Vol: 1.0 ul Dil. Factor: 1.0000
Sample Info: 240-0091426-033
Operator ID: Instrument ID: A2HP11
Sublist: chrom-PCB11 IS*sub1

Method: \\chromna\Canton\ChromData\A2HP11\20190926-91426.b\PCB11 IS.m
Limit Group: GC 8082A IS
Last Update: 01-Oct-2019 08:36:30 Calib Date: 26-Sep-2019 19:27:31
Integrator: Falcon
Quant Method: Internal Standard Quant By: Initial Calibration
Last ICal File: \\chromna\Canton\ChromData\A2HP11\20190926-91426.b\P11092633.D

Column 1 : CLP-1 0.53mm ID (0.53 mm) Det: GC ECD1A
Column 2 : CLP-2 0.53mm ID (0.53 mm) Det: GC ecd2b
Process Host: CTX0305

First Level Reviewer: hassl Date: 27-Sep-2019 07:40:43

Col	RT (min.)	Exp RT (min.)	Dlt RT (min.)	Response	Cal Amt ng/ul	OnCol Amt ng/ul	Flags
* 14 1-Bromo-2-nitrobenzene							
1	1.392	1.393	-0.001	125957986	0.0500	0.0500	
2	1.832	1.834	-0.002	144109762	0.0500	0.0500	
$ 2 Tetrachloro-m-xylene							
1	2.266	2.267	-0.001	253559591	0.1000	0.1000	
2	3.147	3.148	-0.001	323153440	0.1000	0.1008	
						RPD = 0.80	
6 PCB-1016							
1	2.786	2.788	-0.002	62282253	1.50	1.36	
1	3.346	3.347	-0.001	112489390	1.50	1.36	
1	4.014	4.015	-0.001	273949305	1.50	1.49	
1	4.190	4.192	-0.002	118233036	1.50	1.42	
1	4.505	4.506	-0.001	44093945	1.50	1.39	
		Average of Peak Amounts =				1.41	
2	4.002	4.003	-0.001	73886539	1.50	1.36	
2	4.572	4.573	-0.001	143804501	1.50	1.36	
2	5.124	5.125	-0.001	325641805	1.50	1.49	
2	5.279	5.279	0.000	139291672	1.50	1.44	
2	5.554	5.555	-0.001	70359543	1.50	1.35	
		Average of Peak Amounts =				1.40	
						RPD = 0.50	

Col	RT (min.)	Exp RT (min.)	Dlt RT (min.)	Response	Cal Amt ng/ul	OnCol Amt ng/ul	Flags
10 PCB-1260							
1	5.989	5.990	-0.001	155339700	1.50	1.49	
1	6.258	6.258	0.000	289398646	1.50	1.48	
1	6.623	6.623	0.000	178529123	1.50	1.48	
1	7.120	7.121	-0.001	510612983	1.50	1.56	
1	7.361	7.362	-0.001	221694282	1.50	1.53	
		Average of Peak Amounts =				1.51	
2	7.206	7.207	-0.001	232829662	1.50	1.45	
2	7.518	7.518	0.000	356533762	1.50	1.49	
2	7.858	7.858	0.000	210151306	1.50	1.44	
2	8.075	8.076	-0.001	517163707	1.50	1.53	
2	8.370	8.371	-0.001	374613173	1.50	1.50	
		Average of Peak Amounts =				1.48	
						RPD = 1.84	
$ 12 DCB Decachlorobiphenyl							
1	8.290	8.292	-0.002	284054657	0.1000	0.1009	
2	9.265	9.266	-0.001	311726449	0.1000	0.1006	
						RPD = 0.38	

Reagents:

SG1660@1.5PPM_00007 Amount Added: 1.00 Units: mL

Report Date: 01-Oct-2019 08:36:31 Chrom Revision: 2.3 17-Sep-2019 16:19:08

Eurofins TestAmerica, Canton

Data File: \\chromna\Canton\ChromData\A2HP11\20190926-91426.b\P11092633.D

Injection Date: 26-Sep-2019 19:27:31 Instrument ID: A2HP11 Operator ID:

Lims ID: std15 1660 Worklist Smp#: 33

Client ID:

Injection Vol: 1.0 ul Dil. Factor: 1.0000 ALS Bottle#: 33

Method: PCB11 IS Limit Group: GC 8082A IS

Column: CLP-1 0.53mm ID (0.53 mm) Y Scaling: Method Defined: Set to Absolute Y Value

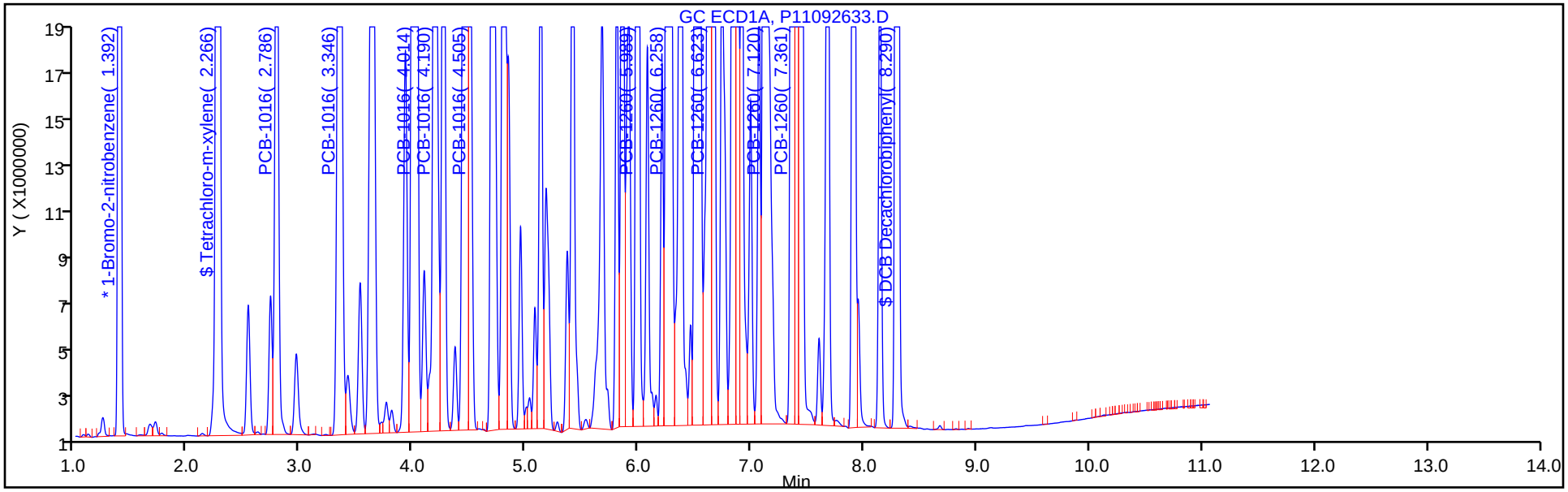

Column: CLP-2 0.53mm ID (0.53 mm) Y Scaling: Method Defined: Set to Absolute Y Value

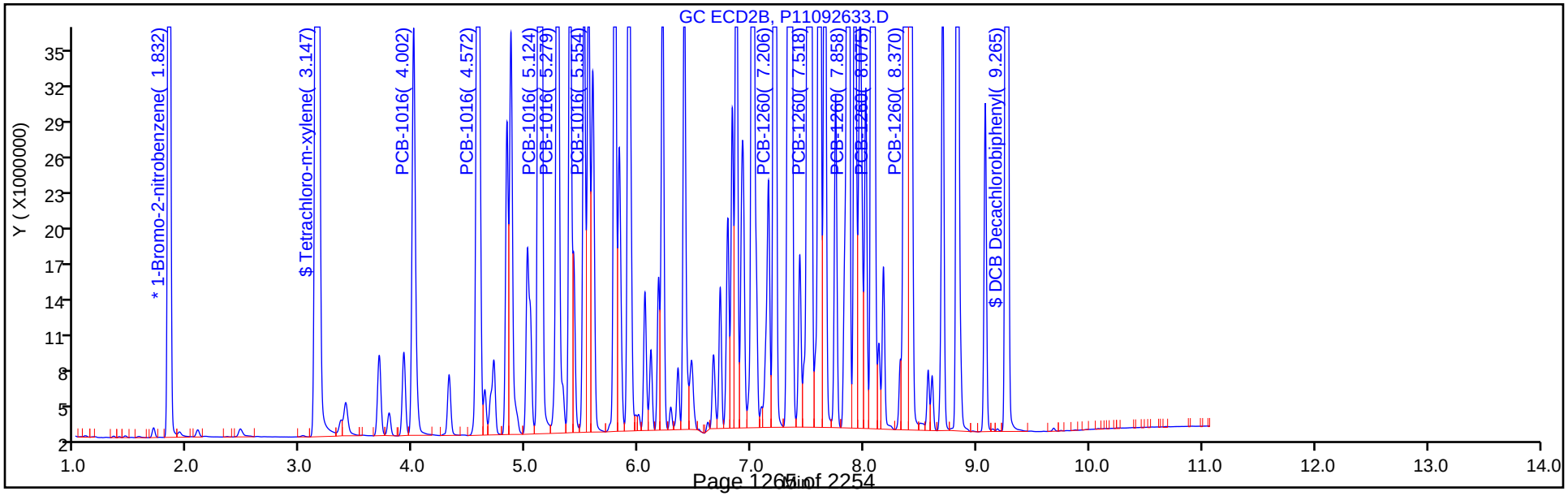

FORM VI
PCBS BY INTERNAL STANDARD - INITIAL CALIBRATION DATA
CURVE EVALUATION

Lab Name: Eurofins TestAmerica, Canton Job No.: 240-124062-1 Analy Batch No.: 401912

SDG No.:

Instrument ID: A2HP12 GC Column: CLP-1 (0.53 ID: 0.53(mm) Heated Purge: (Y/N) N

Calibration Start Date: 09/23/2019 12:57 Calibration End Date: 09/23/2019 14:44 Calibration ID: 53357

Calibration Files:

LEVEL:	LAB SAMPLE ID:	LAB FILE ID:
Level 1	STD005 240-401912/4	P12092304.D
Level 2	STD01 240-401912/5	P12092305.D
Level 3	STD02 240-401912/6	P12092306.D
Level 4	STD05 240-401912/7	P12092307.D
Level 5	STD1 240-401912/8	P12092308.D
Level 6	STD15 240-401912/9	P12092309.D

ANALYTE	RRF					CURVE TYPE	COEFFICIENT			#	MIN RRF	%RSD	#	MAX %RSD	R^2 OR COD	#	MIN R^2 OR COD
	LVL 1 LVL 6	LVL 2	LVL 3	LVL 4	LVL 5		B	M1	M2								
PCB-1232 Peak 1	0.0224 0.0172	0.0209	0.0191	0.0184	0.0178	Ave		0.0193				10.1		20.0			
PCB-1232 Peak 2	0.0136 0.0114	0.0097	0.0107	0.0119	0.0130	Ave		0.0117				12.3		20.0			
PCB-1232 Peak 3	0.0347 0.0306	0.0339	0.0308	0.0311	0.0312	Ave		0.0320				5.5		20.0			
PCB-1232 Peak 4	0.0145 0.0127	0.0145	0.0124	0.0132	0.0131	Ave		0.0134				6.6		20.0			
PCB-1232 Peak 5	0.0136 0.0117	0.0135	0.0129	0.0123	0.0121	Ave		0.0127				6.0		20.0			
PCB-1262 Peak 1	0.0555 0.0466	0.0534	0.0487	0.0479	0.0478	Ave		0.0500				7.2		20.0			
PCB-1262 Peak 2	0.0695 0.0597	0.0676	0.0622	0.0617	0.0609	Ave		0.0636				6.2		20.0			
PCB-1262 Peak 3	0.0658 0.0559	0.0633	0.0580	0.0574	0.0571	Ave		0.0596				6.7		20.0			
PCB-1262 Peak 4	0.1382 0.1246	0.1350	0.1259	0.1262	0.1265	Ave		0.1294				4.4		20.0			
PCB-1262 Peak 5	0.0578 0.0488	0.0555	0.0509	0.0505	0.0495	Ave		0.0522				6.9		20.0			

Note: The M1 coefficient is the same as Ave RRF for an Ave curve type.

FORM VI
PCBS BY INTERNAL STANDARD - INITIAL CALIBRATION DATA
RESPONSE AND CONCENTRATION

Lab Name: Eurofins TestAmerica, Canton Job No.: 240-124062-1 Analy Batch No.: 401912

SDG No.:

Instrument ID: A2HP12 GC Column: CLP-1 (0.53 ID: 0.53(mm) Heated Purge: (Y/N) N

Calibration Start Date: 09/23/2019 12:57 Calibration End Date: 09/23/2019 14:44 Calibration ID: 53357

Calibration Files:

LEVEL:	LAB SAMPLE ID:	LAB FILE ID:
Level 1	STD005 240-401912/4	P12092304.D
Level 2	STD01 240-401912/5	P12092305.D
Level 3	STD02 240-401912/6	P12092306.D
Level 4	STD05 240-401912/7	P12092307.D
Level 5	STD1 240-401912/8	P12092308.D
Level 6	STD15 240-401912/9	P12092309.D

ANALYTE	IS REF	CURVE TYPE	RESPONSE					CONCENTRATION (NG/UL)				
			LVL 1 LVL 6	LVL 2	LVL 3	LVL 4	LVL 5	LVL 1 LVL 6	LVL 2	LVL 3	LVL 4	LVL 5
PCB-1232 Peak 1	BNB	Ave	1627460 39195063	3312334	5641936	13791093	27784020	0.0500 1.50	0.100	0.200	0.500	1.00
PCB-1232 Peak 2	BNB	Ave	991804 26002868	1537674	3163022	8895988	20278756	0.0500 1.50	0.100	0.200	0.500	1.00
PCB-1232 Peak 3	BNB	Ave	2523833 69526174	5382319	9082230	23338970	48635943	0.0500 1.50	0.100	0.200	0.500	1.00
PCB-1232 Peak 4	BNB	Ave	1056230 28989418	2298556	3660840	9907959	20454821	0.0500 1.50	0.100	0.200	0.500	1.00
PCB-1232 Peak 5	BNB	Ave	989035 26722227	2141518	3812243	9211147	18912547	0.0500 1.50	0.100	0.200	0.500	1.00
PCB-1262 Peak 1	BNB	Ave	4040171 105900746	8468620	14362365	35914086	74598393	0.0500 1.50	0.100	0.200	0.500	1.00
PCB-1262 Peak 2	BNB	Ave	5056622 135865799	10729796	18341416	46210669	95122568	0.0500 1.50	0.100	0.200	0.500	1.00
PCB-1262 Peak 3	BNB	Ave	4793708 127214913	10040243	17113649	43015745	89095384	0.0500 1.50	0.100	0.200	0.500	1.00
PCB-1262 Peak 4	BNB	Ave	10059478 283485329	21430130	37141942	94561967	197488348	0.0500 1.50	0.100	0.200	0.500	1.00
PCB-1262 Peak 5	BNB	Ave	4205043 111079072	8800086	15012155	37815705	77284941	0.0500 1.50	0.100	0.200	0.500	1.00

Curve Type Legend:
Ave = Average ISTD

Eurofins TestAmerica, Canton
Target Compound Quantitation Report

Data File: \\chromna\Canton\ChromData\A2HP12\20190923-91295.b\P12092304.D
Lims ID: std005 1232 1262
Client ID:
Sample Type: IC Calib Level: 1
Inject. Date: 23-Sep-2019 12:57:41 ALS Bottle#: 4 Worklist Smp#: 4
Injection Vol: 1.0 ul Dil. Factor: 1.0000
Sample Info: 240-0091295-004
Operator ID: Instrument ID: A2HP12
Sublist: chrom-PCB12IS*sub1

Method: \\chromna\Canton\ChromData\A2HP12\20190923-91295.b\PCB12IS.m
Limit Group: GC 8082A IS
Last Update: 25-Sep-2019 07:32:13 Calib Date: 23-Sep-2019 23:14:55
Integrator: Falcon
Quant Method: Internal Standard Quant By: Initial Calibration
Last ICal File: \\chromna\Canton\ChromData\A2HP12\20190923-91295.b\P12092333.D

Column 1 : Det: GC ECD1A
Column 2 : Det: GC ecd2b
Process Host: CTX0326

First Level Reviewer: hassl Date: 24-Sep-2019 05:41:34

Col	RT (min.)	Exp RT (min.)	Dlt RT (min.)	Response	Cal Amt ng/ul	OnCol Amt ng/ul	Flags
* 14 1-Bromo-2-nitrobenzene							
1	2.822	2.823	-0.002	72803934	0.0500	0.0500	
2	3.344	3.344	0.000	95421408	0.0500	0.0500	
4 PCB-1232							a
1	4.928	4.928	0.000	1627460	0.0500	0.0579	
1	5.499	5.499	0.000	991804	0.0500	0.0581	
1	6.181	6.181	0.000	2523833	0.0500	0.0541	
1	6.366	6.366	0.000	1056230	0.0500	0.0541	
1	6.928	6.928	0.000	989035	0.0500	0.0535	a
		Average of Peak Amounts =				0.0555	
2	5.913	5.913	0.000	2397957	0.0500	0.0583	
2	6.531	6.531	0.000	1907519	0.0500	0.0575	
2	7.168	7.168	0.000	3734952	0.0500	0.0555	
2	7.348	7.348	0.000	1564897	0.0500	0.0559	
2	7.680	7.680	0.000	786400	0.0500	0.0562	
		Average of Peak Amounts =				0.0567	
						RPD = 2.03	

Col	RT (min.)	Exp RT (min.)	Dlt RT (min.)	Response	Cal Amt ng/ul	OnCol Amt ng/ul	Flags
9 PCB-1262							
1	8.813	8.813	0.000	4040171	0.0500	0.0555	
1	9.283	9.283	0.000	5056622	0.0500	0.0546	
1	9.565	9.565	0.000	4793708	0.0500	0.0552	
1	9.933	9.933	0.000	10059478	0.0500	0.0534	
1	10.304	10.304	0.000	4205043	0.0500	0.0554	
		Average of Peak Amounts =				0.0548	
2	9.784	9.784	0.000	4708032	0.0500	0.0574	
2	10.312	10.312	0.000	6753090	0.0500	0.0568	
2	10.654	10.654	0.000	6174126	0.0500	0.0575	
2	10.938	10.938	0.000	12944326	0.0500	0.0554	
2	11.313	11.313	0.000	9402560	0.0500	0.0560	
		Average of Peak Amounts =				0.0566	
						RPD = 3.22	

QC Flag Legend

Review Flags

a - User Assigned ID

Reagents:

SG3262@.05PPM_00016 Amount Added: 1.00 Units: mL

Report Date: 25-Sep-2019 07:32:14 Chrom Revision: 2.3 17-Sep-2019 16:19:08

Eurofins TestAmerica, Canton

Data File: \\chromna\Canton\ChromData\A2HP12\20190923-91295.b\P12092304.D

Injection Date:	23-Sep-2019 12:57:41	Instrument ID:	A2HP12	Operator ID:	
Lims ID:	std005 1232 1262			Worklist Smp#:	4
Client ID:					
Injection Vol:	1.0 ul	Dil. Factor:	1.0000	ALS Bottle#:	4
Method:	PCB12IS	Limit Group:	GC 8082A IS		

Y Scaling: Method Defined: Set to Absolute Y Value

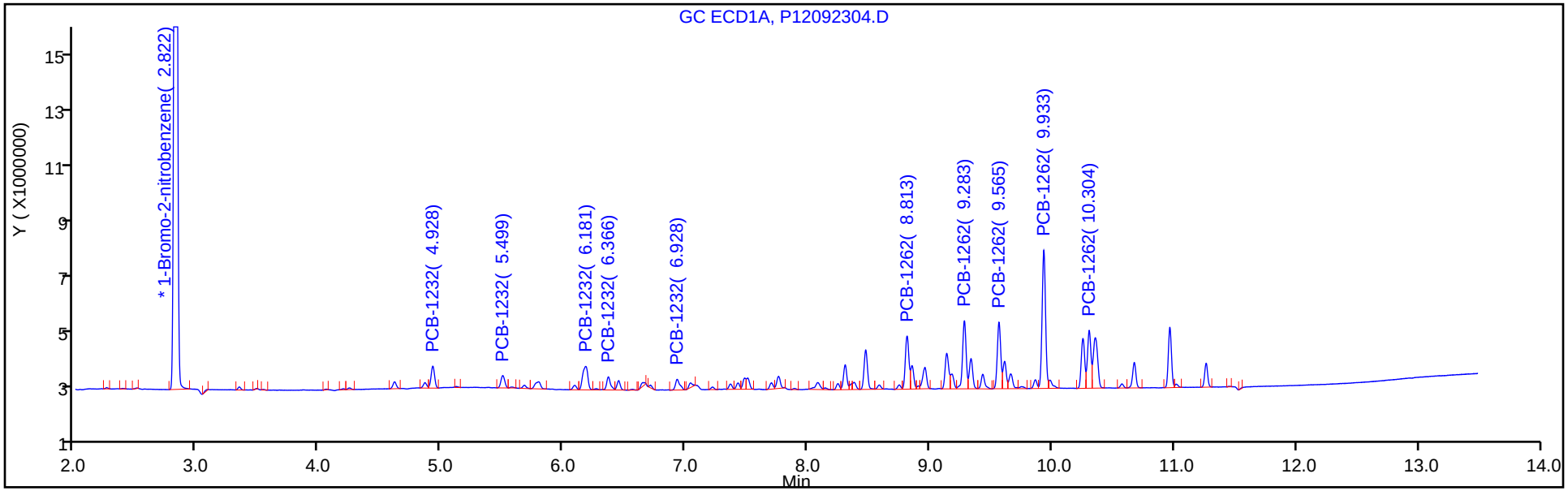

Y Scaling: Method Defined: Set to Absolute Y Value

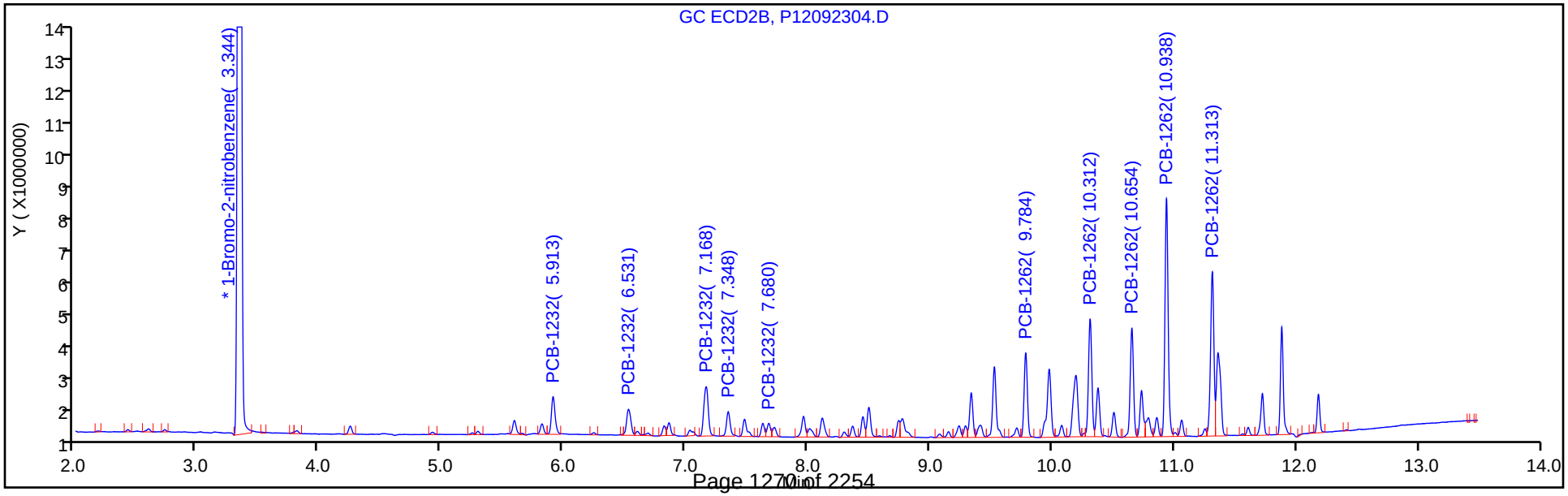

Report Date: 25-Sep-2019 07:32:14 Chrom Revision: 2.3 17-Sep-2019 16:19:08

Eurofins TestAmerica, Canton

Data File: \\chromna\Canton\ChromData\A2HP12\20190923-91295.b\P12092304.D

Injection Date: 23-Sep-2019 12:57:41 Instrument ID: A2HP12

Lims ID: std005 1232 1262

Client ID:

Operator ID: ALS Bottle#: 4 Worklist Smp#: 4

Injection Vol: 1.0 ul Dil. Factor: 1.0000

Method: PCB12IS Limit Group: GC 8082A IS

Column: Detector GC ECD1A

4 PCB-1232, CAS: 11141-16-5

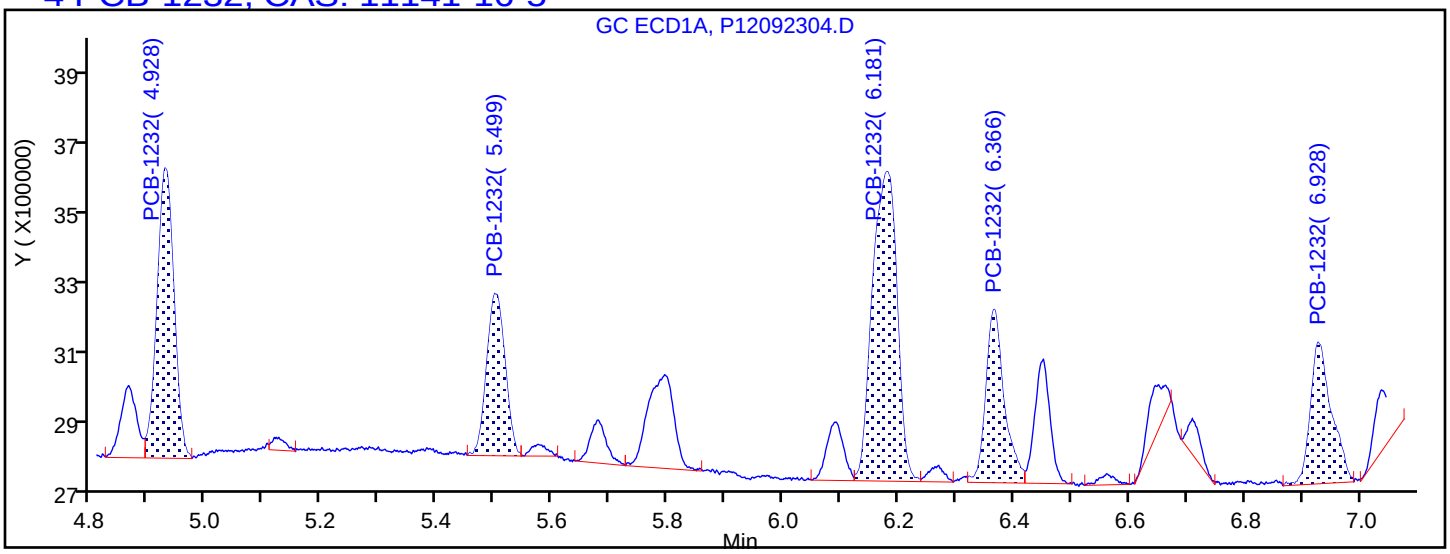

Processing Integration Results

4.928	Response = 1627460
5.499	Response = 991804
6.181	Response = 2523833
6.366	Response = 1056230
6.928	Response = 989035

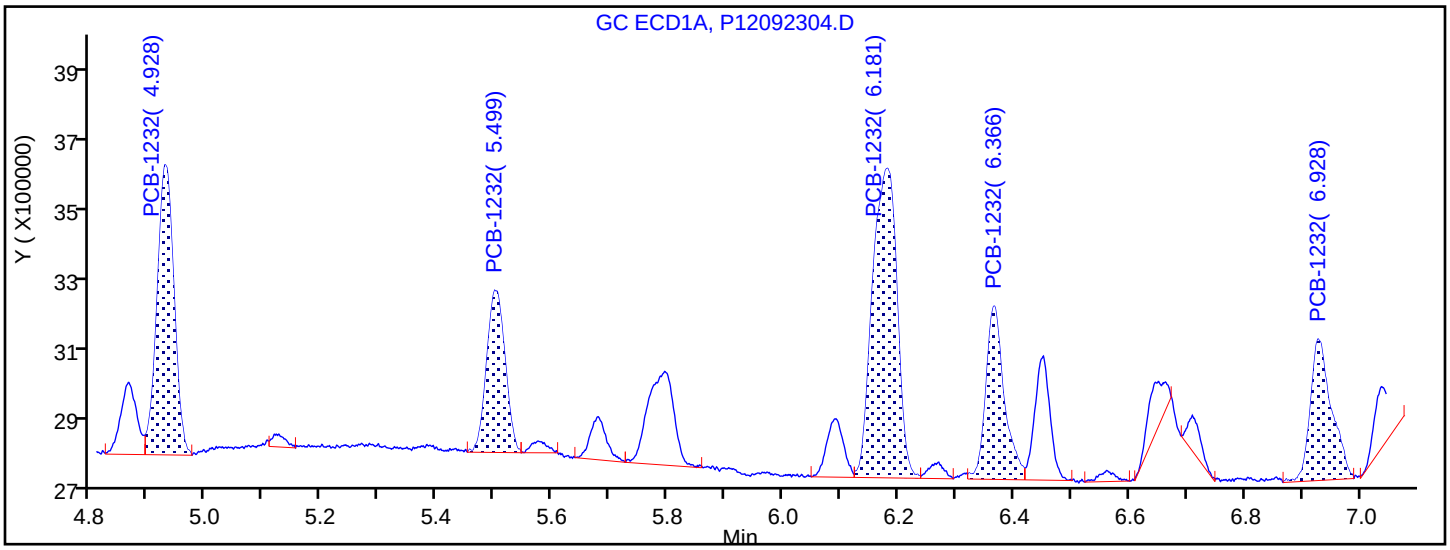

Manual Integration Results

4.928	Response = 1627460	
5.499	Response = 991804	
6.181	Response = 2523833	
6.366	Response = 1056230	
6.928	Response = 989035	M

Reviewer: hassl, 24-Sep-2019 05:41:31

Audit Action: Assigned Compound ID Audit Reason:

Eurofins TestAmerica, Canton
Target Compound Quantitation Report

Data File: \\chromna\Canton\ChromData\A2HP12\20190923-91295.b\P12092305.D
Lims ID: std01 1232 1262
Client ID:
Sample Type: IC Calib Level: 2
Inject. Date: 23-Sep-2019 13:18:57 ALS Bottle#: 5 Worklist Smp#: 5
Injection Vol: 1.0 ul Dil. Factor: 1.0000
Sample Info: 240-0091295-005
Operator ID: Instrument ID: A2HP12
Sublist: chrom-PCB12IS*sub1

Method: \\chromna\Canton\ChromData\A2HP12\20190923-91295.b\PCB12IS.m
Limit Group: GC 8082A IS
Last Update: 25-Sep-2019 07:32:18 Calib Date: 23-Sep-2019 23:14:55
Integrator: Falcon
Quant Method: Internal Standard Quant By: Initial Calibration
Last ICal File: \\chromna\Canton\ChromData\A2HP12\20190923-91295.b\P12092333.D

Column 1 : Det: GC ECD1A
Column 2 : Det: GC ecd2b
Process Host: CTX0326

First Level Reviewer: grantk Date: 25-Sep-2019 06:34:21

Col	RT (min.)	Exp RT (min.)	Dlt RT (min.)	Response	Cal Amt ng/ul	OnCol Amt ng/ul	Flags
* 14 1-Bromo-2-nitrobenzene							
1	2.822	2.823	-0.002	79344636	0.0500	0.0500	
2	3.344	3.344	0.000	107100122	0.0500	0.0500	
4 PCB-1232							
1	4.928	4.928	0.000	3312334	0.1000	0.1082	
1	5.502	5.499	0.003	1537674	0.1000	0.0827	
1	6.181	6.181	0.000	5382319	0.1000	0.1059	
1	6.365	6.366	-0.001	2298556	0.1000	0.1080	
1	6.929	6.928	0.001	2141518	0.1000	0.1063	
		Average of Peak Amounts =				0.1022	
2	5.912	5.913	-0.001	5008188	0.1000	0.1085	
2	6.531	6.531	0.000	4082018	0.1000	0.1097	
2	7.167	7.168	-0.001	7993049	0.1000	0.1058	
2	7.347	7.348	-0.001	3219810	0.1000	0.1024	
2	7.679	7.680	-0.001	1739508	0.1000	0.1108	
		Average of Peak Amounts =				0.1074	
						RPD = 5.00	

Col	RT (min.)	Exp RT (min.)	Dlt RT (min.)	Response	Cal Amt ng/ul	OnCol Amt ng/ul	Flags
9 PCB-1262							
1	8.812	8.813	-0.001	8468620	0.1000	0.1068	
1	9.282	9.283	-0.001	10729796	0.1000	0.1063	
1	9.565	9.565	0.000	10040243	0.1000	0.1062	
1	9.932	9.933	-0.001	21430130	0.1000	0.1044	
1	10.304	10.304	0.000	8800086	0.1000	0.1063	
		Average of Peak Amounts =				0.1060	
2	9.784	9.784	0.000	9848133	0.1000	0.1070	
2	10.312	10.312	0.000	14221882	0.1000	0.1066	
2	10.653	10.654	-0.001	12758248	0.1000	0.1058	
2	10.937	10.938	-0.001	27565124	0.1000	0.1051	
2	11.313	11.313	0.000	19814991	0.1000	0.1052	
		Average of Peak Amounts =				0.1059	
						RPD = 0.05	

Reagents:

SG3262@0.1PPM_00016 Amount Added: 1.00 Units: mL

Report Date: 25-Sep-2019 07:32:19 Chrom Revision: 2.3 17-Sep-2019 16:19:08

Eurofins TestAmerica, Canton

Data File: \\chromna\Canton\ChromData\A2HP12\20190923-91295.b\P12092305.D

Injection Date:	23-Sep-2019 13:18:57	Instrument ID:	A2HP12	Operator ID:	
Lims ID:	std01 1232 1262			Worklist Smp#:	5
Client ID:					
Injection Vol:	1.0 ul	Dil. Factor:	1.0000	ALS Bottle#:	5
Method:	PCB12IS	Limit Group:	GC 8082A IS		

Y Scaling: Method Defined: Set to Absolute Y Value

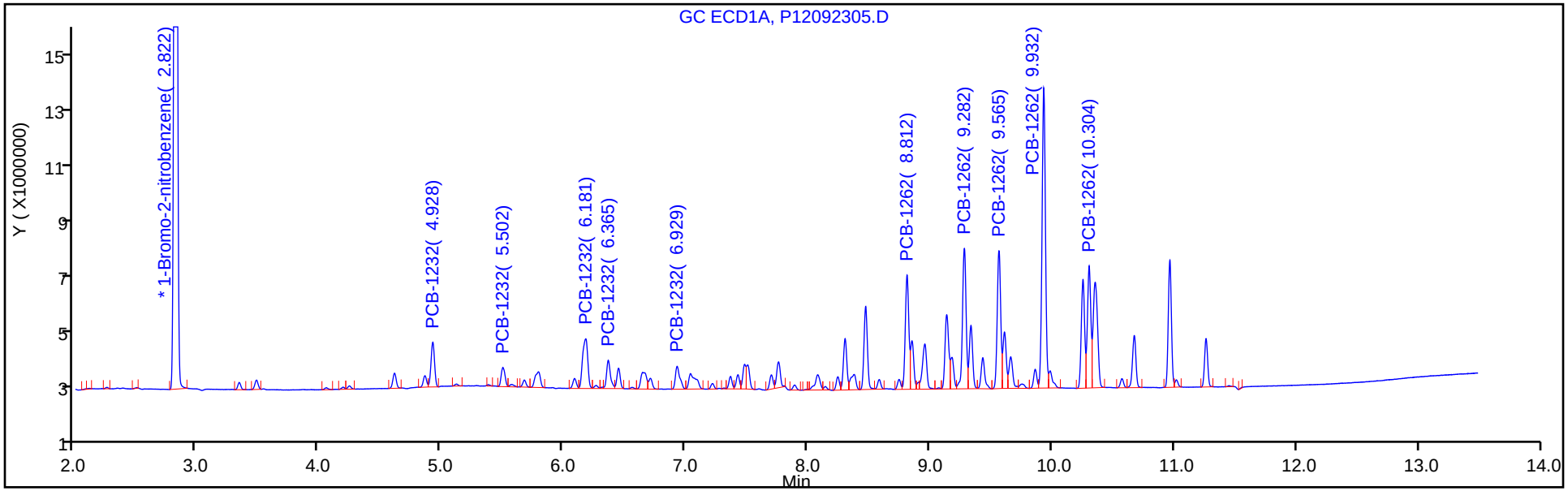

Y Scaling: Method Defined: Set to Absolute Y Value

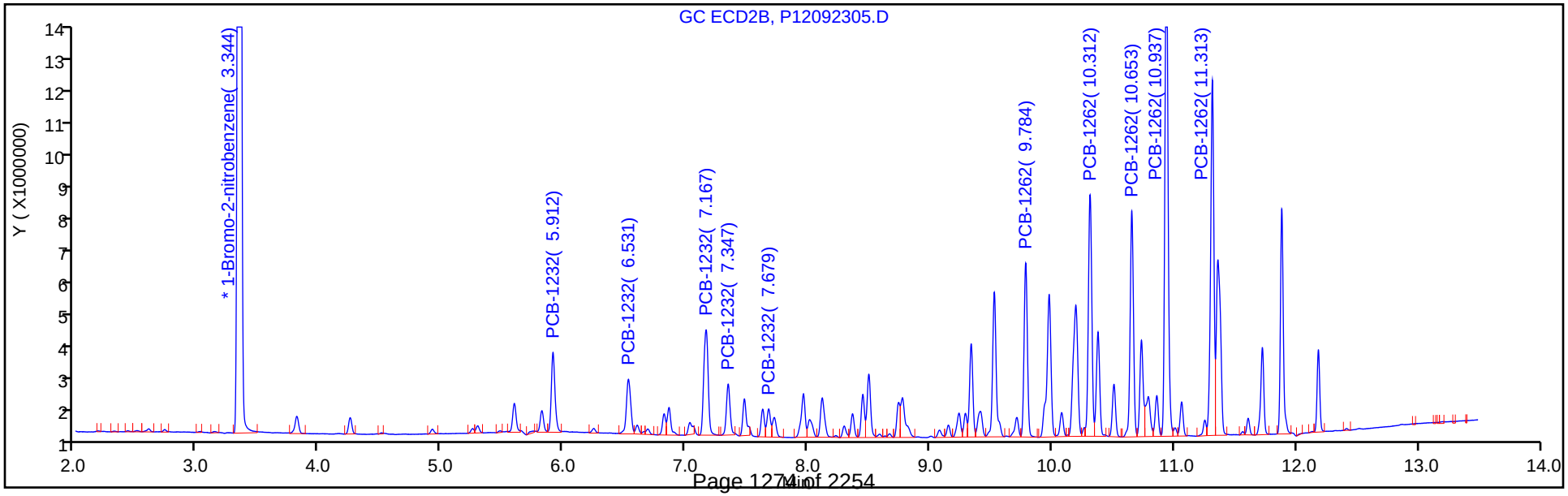

Eurofins TestAmerica, Canton
Target Compound Quantitation Report

Data File: \\chromna\Canton\ChromData\A2HP12\20190923-91295.b\P12092306.D
Lims ID: std02 1232 1262
Client ID:
Sample Type: IC Calib Level: 3
Inject. Date: 23-Sep-2019 13:40:13 ALS Bottle#: 6 Worklist Smp#: 6
Injection Vol: 1.0 ul Dil. Factor: 1.0000
Sample Info: 240-0091295-006
Operator ID: Instrument ID: A2HP12
Sublist: chrom-PCB12IS*sub1

Method: \\chromna\Canton\ChromData\A2HP12\20190923-91295.b\PCB12IS.m
Limit Group: GC 8082A IS
Last Update: 25-Sep-2019 07:32:23 Calib Date: 23-Sep-2019 23:14:55
Integrator: Falcon
Quant Method: Internal Standard Quant By: Initial Calibration
Last ICal File: \\chromna\Canton\ChromData\A2HP12\20190923-91295.b\P12092333.D

Column 1 : Det: GC ECD1A
Column 2 : Det: GC ecd2b
Process Host: CTX0326

First Level Reviewer: hassl Date: 24-Sep-2019 05:43:52

Col	RT (min.)	Exp RT (min.)	Dlt RT (min.)	Response	Cal Amt ng/ul	OnCol Amt ng/ul	Flags
* 14 1-Bromo-2-nitrobenzene							
1	2.821	2.823	-0.002	73747428	0.0500	0.0500	
2	3.344	3.344	0.000	99814843	0.0500	0.0500	
4 PCB-1232							M
1	4.928	4.928	0.000	5641936	0.2000	0.1982	
1	5.501	5.499	0.002	3163022	0.2000	0.1830	
1	6.181	6.181	0.000	9082230	0.2000	0.1922	
1	6.365	6.366	-0.001	3660840	0.2000	0.1851	
1	6.930	6.928	0.002	3812243	0.2000	0.2036	M
		Average of Peak Amounts =				0.1924	
2	5.912	5.913	-0.001	8907109	0.2000	0.2070	
2	6.530	6.531	-0.001	6967632	0.2000	0.2009	
2	7.167	7.168	-0.001	13621379	0.2000	0.1935	
2	7.348	7.348	0.000	5761278	0.2000	0.1967	
2	7.679	7.680	-0.001	2878326	0.2000	0.1967	
		Average of Peak Amounts =				0.1990	
						RPD = 3.34	

Col	RT (min.)	Exp RT (min.)	Dlt RT (min.)	Response	Cal Amt ng/ul	OnCol Amt ng/ul	Flags
9 PCB-1262							
1	8.812	8.813	-0.001	14362365	0.2000	0.1949	
1	9.280	9.283	-0.003	18341416	0.2000	0.1955	
1	9.565	9.565	0.000	17113649	0.2000	0.1947	
1	9.932	9.933	-0.001	37141942	0.2000	0.1946	
1	10.304	10.304	0.000	15012155	0.2000	0.1952	
		Average of Peak Amounts =				0.1950	
2	9.784	9.784	0.000	16719997	0.2000	0.1949	
2	10.311	10.312	-0.001	24062787	0.2000	0.1935	
2	10.654	10.654	0.000	21716568	0.2000	0.1933	
2	10.937	10.938	-0.001	47364100	0.2000	0.1937	
2	11.313	11.313	0.000	33956882	0.2000	0.1935	
		Average of Peak Amounts =				0.1938	
						RPD = 0.61	

QC Flag Legend

Review Flags

M - Manually Integrated

Reagents:

SG3262@.2PPM_00018 Amount Added: 1.00 Units: mL

Report Date: 25-Sep-2019 07:32:25 Chrom Revision: 2.3 17-Sep-2019 16:19:08

Eurofins TestAmerica, Canton

Data File: \\chromna\Canton\ChromData\A2HP12\20190923-91295.b\P12092306.D

Injection Date:	23-Sep-2019 13:40:13	Instrument ID:	A2HP12	Operator ID:	
Lims ID:	std02 1232 1262			Worklist Smp#:	6
Client ID:					
Injection Vol:	1.0 ul	Dil. Factor:	1.0000	ALS Bottle#:	6
Method:	PCB12IS	Limit Group:	GC 8082A IS		

Y Scaling: Method Defined: Set to Absolute Y Value

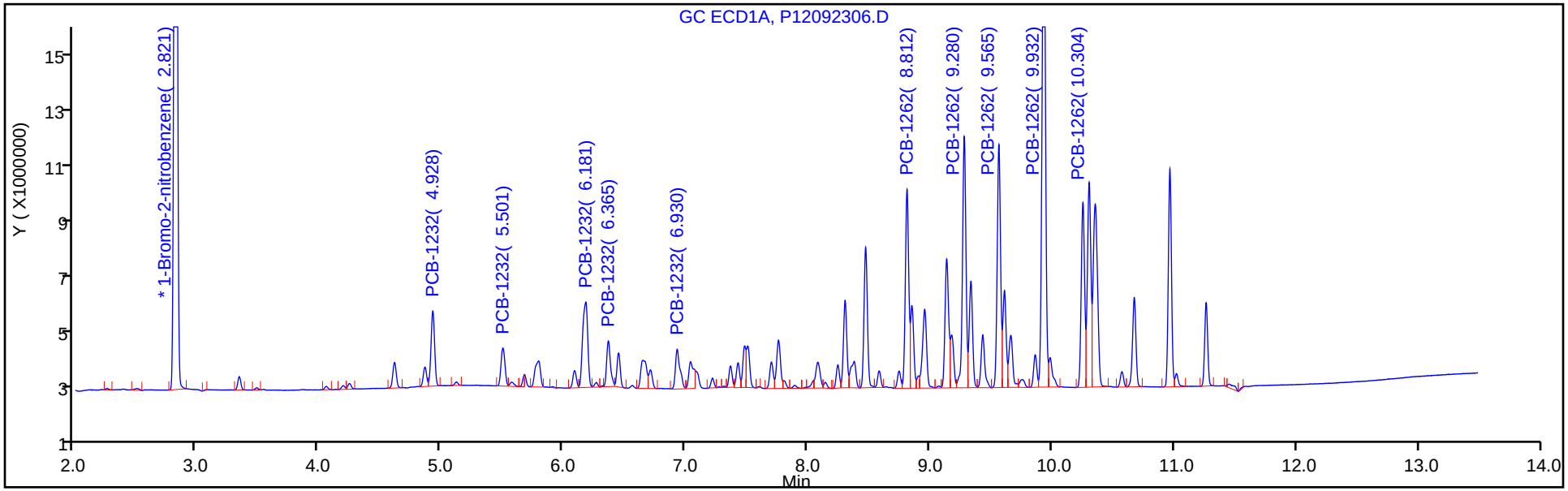

Y Scaling: Method Defined: Set to Absolute Y Value

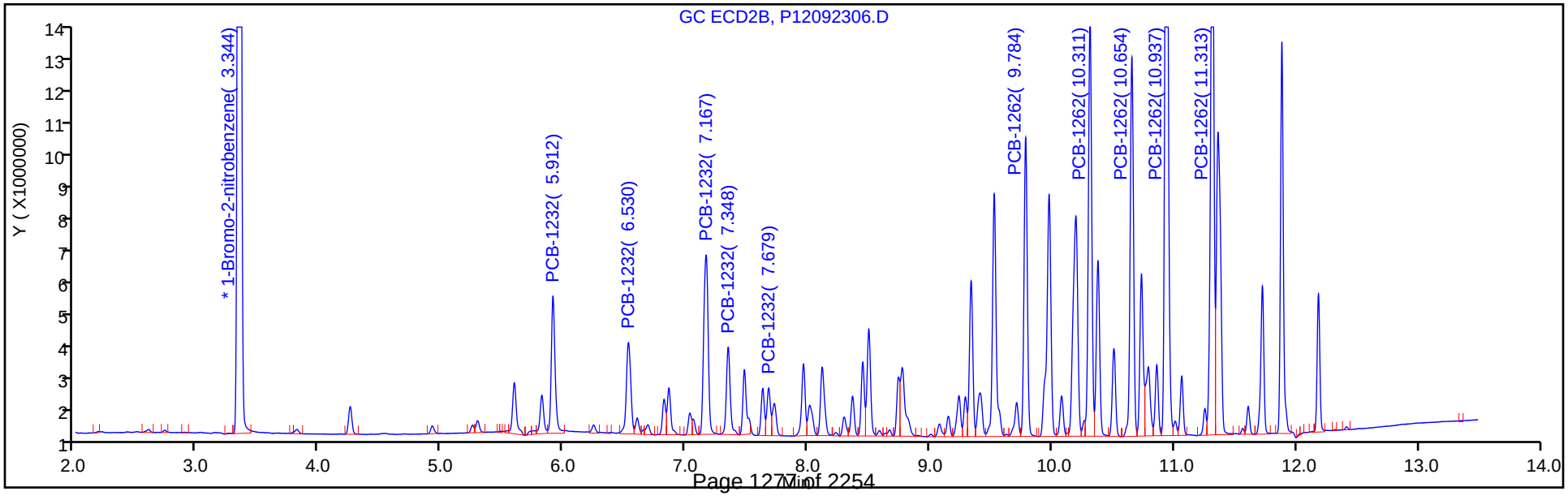

Report Date: 25-Sep-2019 07:32:25 Chrom Revision: 2.3 17-Sep-2019 16:19:08

Eurofins TestAmerica, Canton

Data File: \\chromna\Canton\ChromData\A2HP12\20190923-91295.b\P12092306.D

Injection Date: 23-Sep-2019 13:40:13 Instrument ID: A2HP12

Lims ID: std02 1232 1262

Client ID:

Operator ID: ALS Bottle#: 6 Worklist Smp#: 6

Injection Vol: 1.0 ul Dil. Factor: 1.0000

Method: PCB12IS Limit Group: GC 8082A IS

Column: Detector GC ECD1A

4 PCB-1232, CAS: 11141-16-5

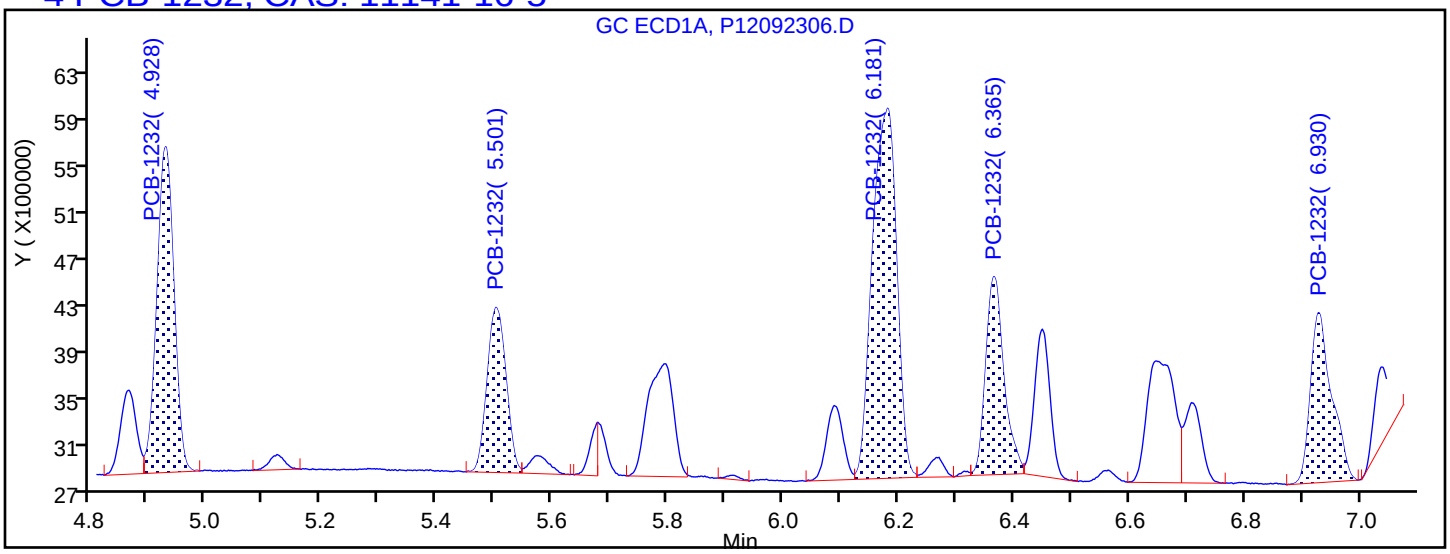

Processing Integration Results

4.928	Response = 5641936
5.501	Response = 3163022
6.181	Response = 9082230
6.365	Response = 3660840
6.930	Response = 3646540

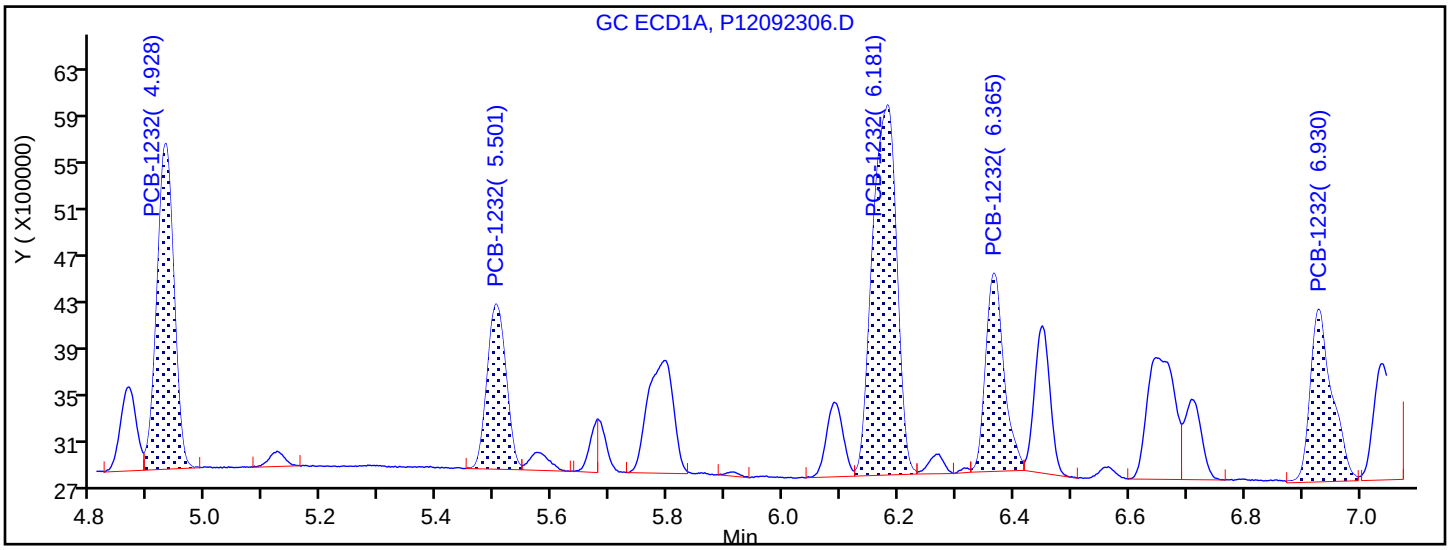

Manual Integration Results

4.928	Response = 5641936	
5.501	Response = 3163022	
6.181	Response = 9082230	
6.365	Response = 3660840	
6.930	Response = 3812243	M

Reviewer: hassl, 24-Sep-2019 05:43:47

Audit Action: Assigned New Baseline Audit Reason: Baseline Smoothing

Eurofins TestAmerica, Canton
Target Compound Quantitation Report

Data File: \\chromna\Canton\ChromData\A2HP12\20190923-91295.b\P12092307.D
Lims ID: std05 1232 1262
Client ID:
Sample Type: IC Calib Level: 4
Inject. Date: 23-Sep-2019 14:01:36 ALS Bottle#: 7 Worklist Smp#: 7
Injection Vol: 1.0 ul Dil. Factor: 1.0000
Sample Info: 240-0091295-007
Operator ID: Instrument ID: A2HP12
Sublist: chrom-PCB12IS*sub1

Method: \\chromna\Canton\ChromData\A2HP12\20190923-91295.b\PCB12IS.m
Limit Group: GC 8082A IS
Last Update: 25-Sep-2019 07:32:32 Calib Date: 23-Sep-2019 23:14:55
Integrator: Falcon
Quant Method: Internal Standard Quant By: Initial Calibration
Last ICal File: \\chromna\Canton\ChromData\A2HP12\20190923-91295.b\P12092333.D

Column 1 : Det: GC ECD1A
Column 2 : Det: GC ecd2b
Process Host: CTX0326

First Level Reviewer: hassl Date: 24-Sep-2019 05:42:02

Col	RT (min.)	Exp RT (min.)	Dlt RT (min.)	Response	Cal Amt ng/ul	OnCol Amt ng/ul	Flags
* 14 1-Bromo-2-nitrobenzene							
1	2.823	2.823	-0.001	74934673	0.0500	0.0500	
2	3.344	3.344	-0.001	100703085	0.0500	0.0500	
4 PCB-1232							M
1	4.928	4.928	0.000	13791093	0.5000	0.4768	
1	5.502	5.499	0.003	8895988	0.5000	0.5064	
1	6.182	6.181	0.001	23338970	0.5000	0.4860	M
1	6.365	6.366	-0.001	9907959	0.5000	0.4929	M
1	6.929	6.928	0.001	9211147	0.5000	0.4842	M
		Average of Peak Amounts =				0.4893	
2	5.912	5.913	-0.001	20535206	0.5000	0.4731	
2	6.530	6.531	-0.001	16683702	0.5000	0.4768	
2	7.167	7.168	-0.001	34366827	0.5000	0.4839	
2	7.346	7.348	-0.002	14274212	0.5000	0.4830	
2	7.678	7.680	-0.002	7094136	0.5000	0.4805	
		Average of Peak Amounts =				0.4794	
						RPD = 2.03	

Col	RT (min.)	Exp RT (min.)	Dlt RT (min.)	Response	Cal Amt ng/ul	OnCol Amt ng/ul	Flags
9 PCB-1262							
1	8.812	8.813	-0.001	35914086	0.5000	0.4796	
1	9.282	9.283	-0.001	46210669	0.5000	0.4848	
1	9.564	9.565	-0.001	43015745	0.5000	0.4817	
1	9.933	9.933	0.000	94561967	0.5000	0.4876	
1	10.304	10.304	0.000	37815705	0.5000	0.4838	
		Average of Peak Amounts =				0.4835	
2	9.784	9.784	0.000	41262964	0.5000	0.4768	
2	10.311	10.312	-0.001	60215509	0.5000	0.4800	
2	10.653	10.654	-0.001	54229972	0.5000	0.4783	
2	10.936	10.938	-0.002	118932303	0.5000	0.4822	
2	11.313	11.313	0.000	85018414	0.5000	0.4801	
		Average of Peak Amounts =				0.4795	
						RPD = 0.83	

QC Flag Legend

Review Flags

M - Manually Integrated

Reagents:

SG3262@0.5PPM_00036 Amount Added: 1.00 Units: mL

Report Date: 25-Sep-2019 07:32:33 Chrom Revision: 2.3 17-Sep-2019 16:19:08

Eurofins TestAmerica, Canton

Data File: \\chromna\Canton\ChromData\A2HP12\20190923-91295.b\P12092307.D

Injection Date:	23-Sep-2019 14:01:36	Instrument ID:	A2HP12	Operator ID:	
Lims ID:	std05 1232 1262			Worklist Smp#:	7
Client ID:					
Injection Vol:	1.0 ul	Dil. Factor:	1.0000	ALS Bottle#:	7
Method:	PCB12IS	Limit Group:	GC 8082A IS		

Y Scaling: Method Defined: Set to Absolute Y Value

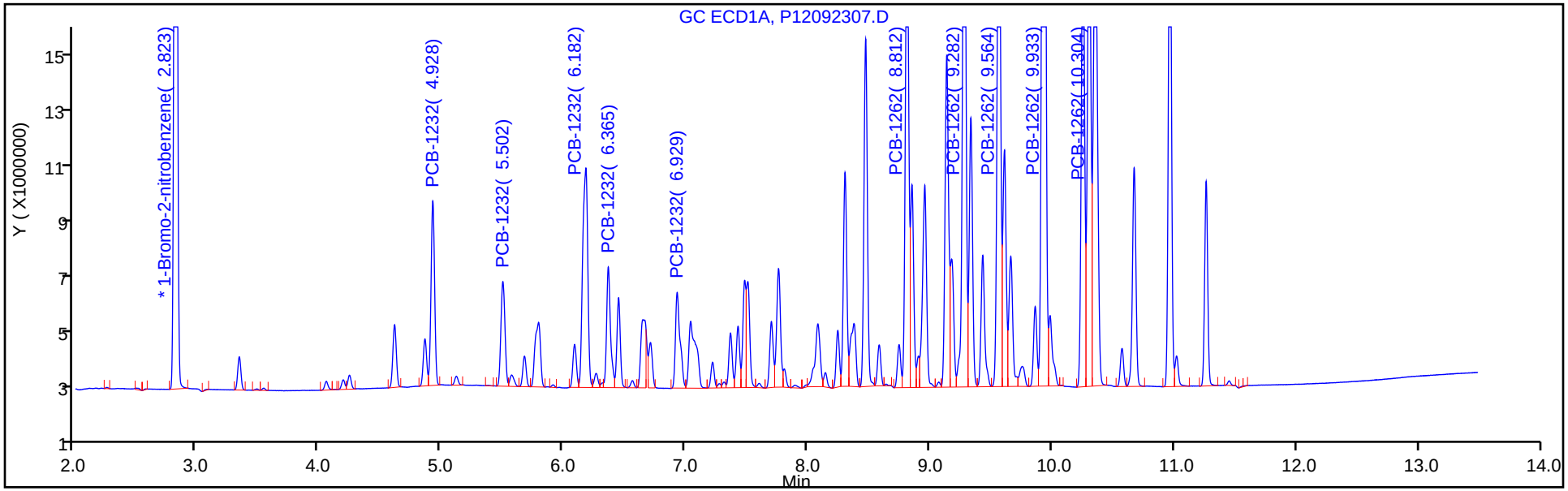

Y Scaling: Method Defined: Set to Absolute Y Value

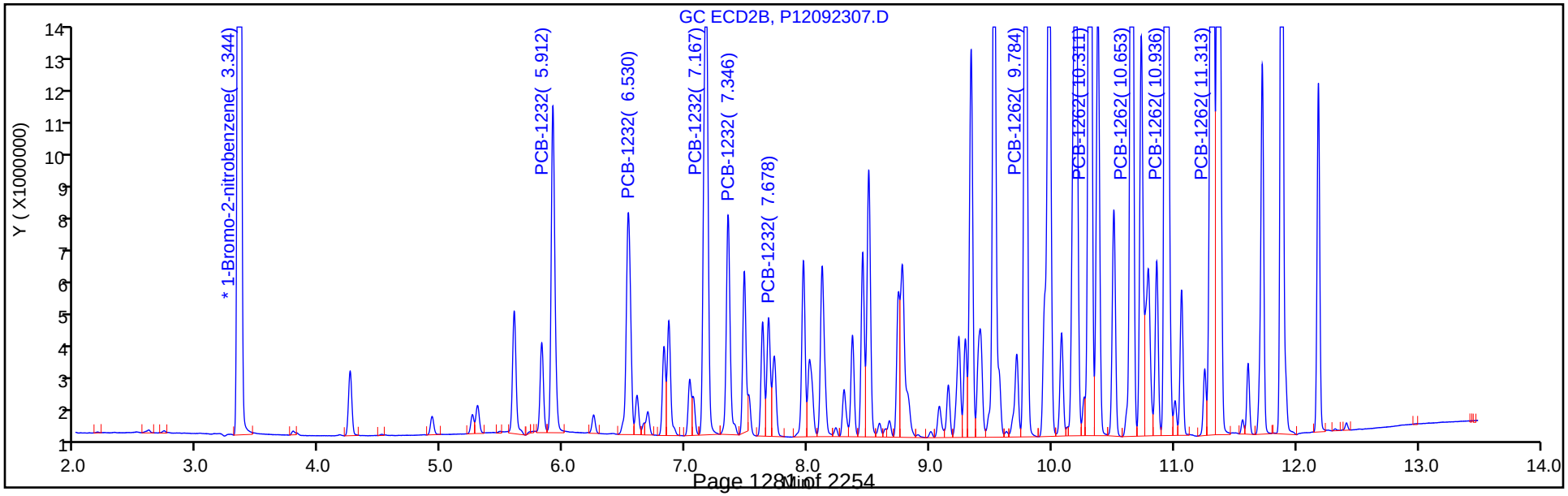

Report Date: 25-Sep-2019 07:32:33 Chrom Revision: 2.3 17-Sep-2019 16:19:08

Eurofins TestAmerica, Canton

Data File: \\chromna\Canton\ChromData\A2HP12\20190923-91295.b\P12092307.D

Injection Date: 23-Sep-2019 14:01:36 Instrument ID: A2HP12

Lims ID: std05 1232 1262

Client ID:

Operator ID: ALS Bottle#: 7 Worklist Smp#: 7

Injection Vol: 1.0 ul Dil. Factor: 1.0000

Method: PCB12IS Limit Group: GC 8082A IS

Column: Detector GC ECD1A

4 PCB-1232, CAS: 11141-16-5

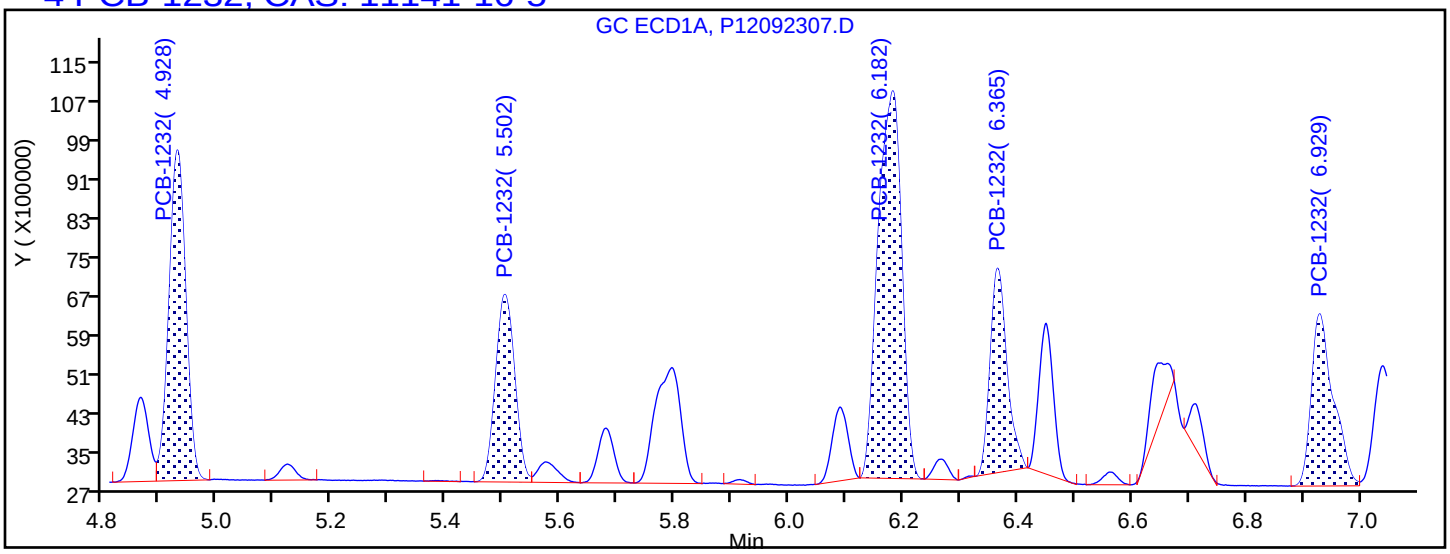

Processing Integration Results

4.928	Response = 13791093	
5.502	Response = 8895988	
6.182	Response = 22537910	
6.365	Response = 8493231	
6.929	Response = 9301784	

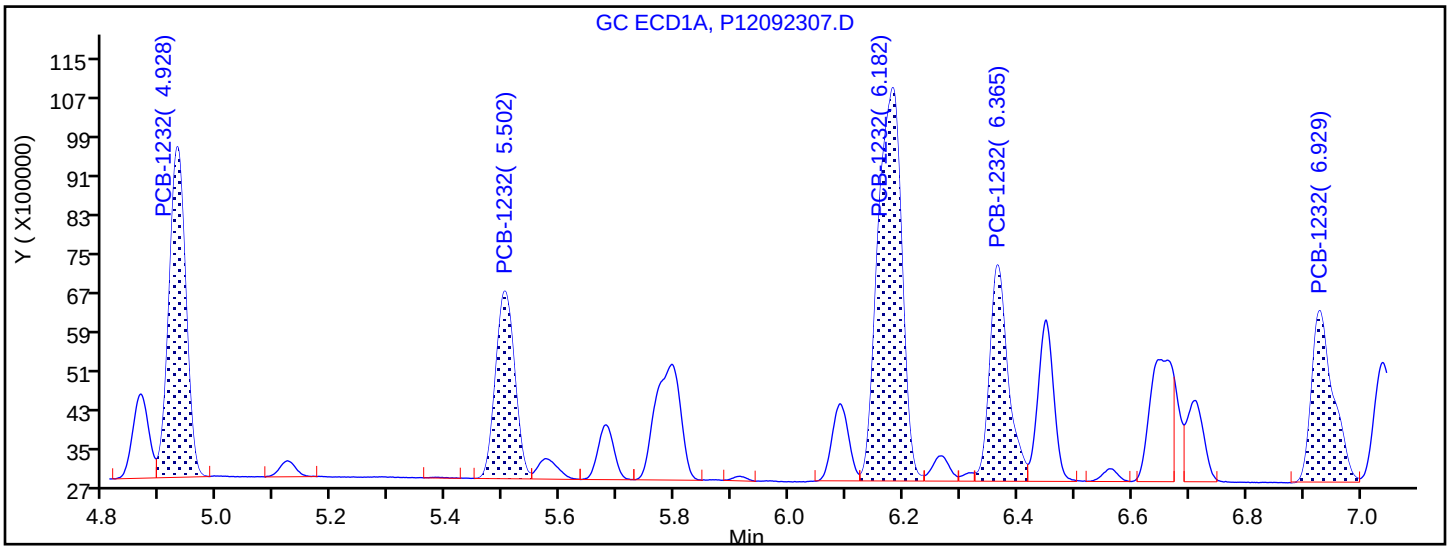

Manual Integration Results

4.928	Response = 13791093	
5.502	Response = 8895988	
6.182	Response = 23338970	M
6.365	Response = 9907959	M
6.929	Response = 9211147	M

Reviewer: hassl, 24-Sep-2019 05:41:59

Audit Action: Assigned New Baseline Audit Reason: Baseline Smoothing

Eurofins TestAmerica, Canton
Target Compound Quantitation Report

Data File: \\chromna\Canton\ChromData\A2HP12\20190923-91295.b\P12092308.D
Lims ID: std1 1232 1262
Client ID:
Sample Type: IC Calib Level: 5
Inject. Date: 23-Sep-2019 14:22:53 ALS Bottle#: 8 Worklist Smp#: 8
Injection Vol: 1.0 ul Dil. Factor: 1.0000
Sample Info: 240-0091295-008
Operator ID: Instrument ID: A2HP12
Sublist: chrom-PCB12IS*sub1

Method: \\chromna\Canton\ChromData\A2HP12\20190923-91295.b\PCB12IS.m
Limit Group: GC 8082A IS
Last Update: 25-Sep-2019 07:32:36 Calib Date: 23-Sep-2019 23:14:55
Integrator: Falcon
Quant Method: Internal Standard Quant By: Initial Calibration
Last ICal File: \\chromna\Canton\ChromData\A2HP12\20190923-91295.b\P12092333.D

Column 1 : Det: GC ECD1A
Column 2 : Det: GC ecd2b
Process Host: CTX0326

First Level Reviewer: hassl Date: 24-Sep-2019 05:42:21

Col	RT (min.)	Exp RT (min.)	Dlt RT (min.)	Response	Cal Amt ng/ul	OnCol Amt ng/ul	Flags
* 14 1-Bromo-2-nitrobenzene							
1	2.822	2.823	-0.002	78059444	0.0500	0.0500	
2	3.344	3.344	0.000	105520632	0.0500	0.0500	
4 PCB-1232							M
1	4.928	4.928	0.000	27784020	1.00	0.9222	
1	5.501	5.499	0.002	20278756	1.00	1.11	
1	6.182	6.181	0.001	48635943	1.00	0.9723	M
1	6.366	6.366	0.000	20454821	1.00	0.9769	M
1	6.929	6.928	0.001	18912547	1.00	0.9544	M
		Average of Peak Amounts =				0.9868	
2	5.912	5.913	-0.001	40161811	1.00	0.8829	
2	6.531	6.531	0.000	32866475	1.00	0.8964	
2	7.166	7.168	-0.002	69976664	1.00	0.9403	
2	7.347	7.348	-0.001	29159229	1.00	0.9416	
2	7.679	7.680	-0.001	13951914	1.00	0.9019	
		Average of Peak Amounts =				0.9126	
						RPD = 7.81	

Col	RT (min.)	Exp RT (min.)	Dlt RT (min.)	Response	Cal Amt ng/ul	OnCol Amt ng/ul	Flags
9 PCB-1262							
1	8.812	8.813	-0.001	74598393	1.00	0.9562	
1	9.281	9.283	-0.002	95122568	1.00	0.9581	
1	9.564	9.565	-0.001	89095384	1.00	0.9577	
1	9.932	9.933	-0.001	197488348	1.00	0.9775	
1	10.304	10.304	0.000	77284941	1.00	0.9492	
		Average of Peak Amounts =				0.9598	
2	9.783	9.784	-0.001	83639878	1.00	0.9224	
2	10.312	10.312	0.000	122226594	1.00	0.9299	
2	10.653	10.654	-0.001	110382278	1.00	0.9291	
2	10.937	10.938	-0.001	244334225	1.00	0.9454	
2	11.312	11.313	-0.001	174567579	1.00	0.9408	
		Average of Peak Amounts =				0.9335	
						RPD = 2.77	

QC Flag Legend

Review Flags

M - Manually Integrated

Reagents:

SG3262@1.0PPM_00023 Amount Added: 1.00 Units: mL

Report Date: 25-Sep-2019 07:32:37 Chrom Revision: 2.3 17-Sep-2019 16:19:08

Eurofins TestAmerica, Canton

Data File: \\chromna\Canton\ChromData\A2HP12\20190923-91295.b\P12092308.D

Injection Date:	23-Sep-2019 14:22:53	Instrument ID:	A2HP12	Operator ID:	
Lims ID:	std1 1232 1262			Worklist Smp#:	8
Client ID:					
Injection Vol:	1.0 ul	Dil. Factor:	1.0000	ALS Bottle#:	8
Method:	PCB12IS	Limit Group:	GC 8082A IS		

Y Scaling: Method Defined: Set to Absolute Y Value

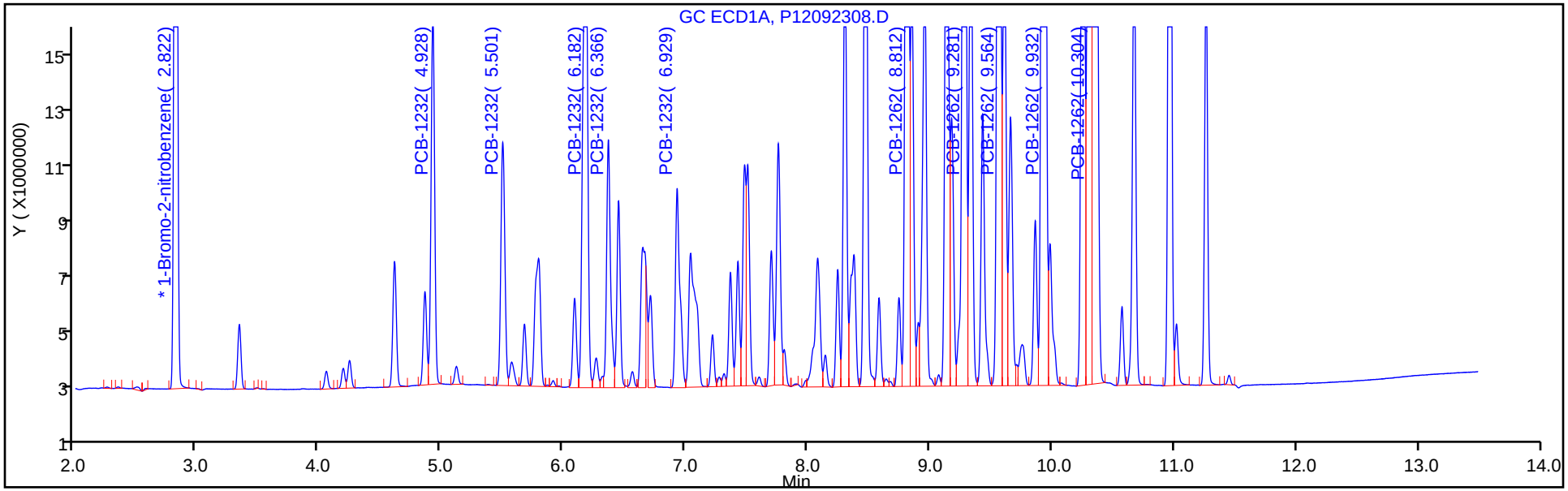

Y Scaling: Method Defined: Set to Absolute Y Value

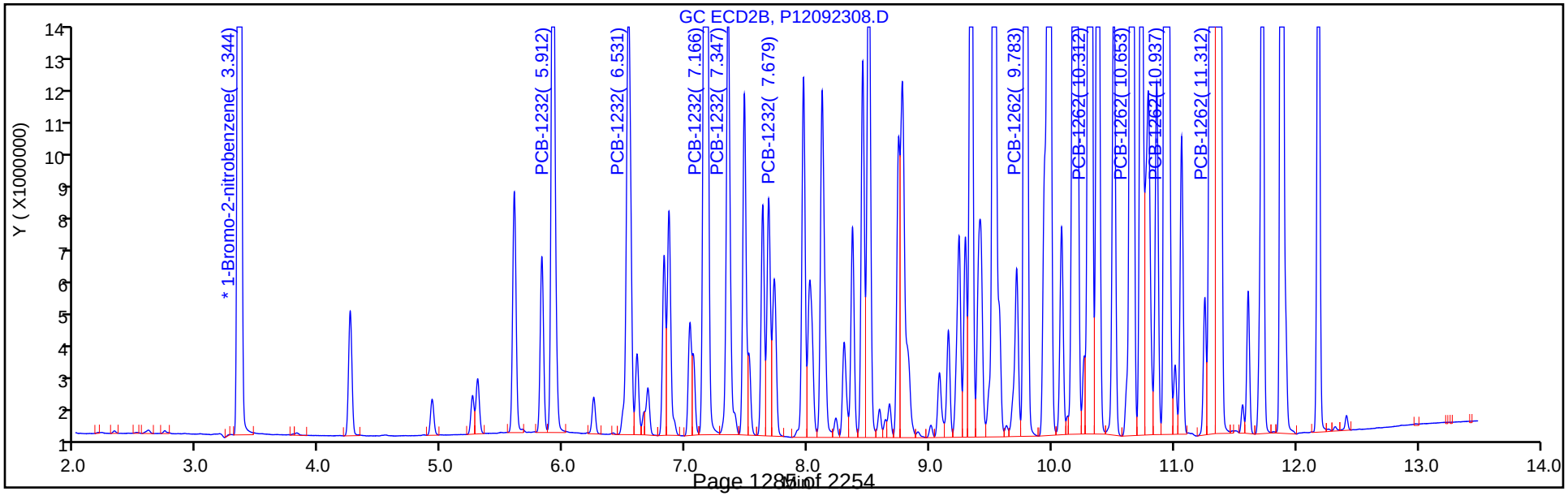

Report Date: 25-Sep-2019 07:32:37 Chrom Revision: 2.3 17-Sep-2019 16:19:08

Eurofins TestAmerica, Canton

Data File: \\chromna\Canton\ChromData\A2HP12\20190923-91295.b\P12092308.D

Injection Date: 23-Sep-2019 14:22:53 Instrument ID: A2HP12

Lims ID: std1 1232 1262

Client ID:

Operator ID: ALS Bottle#: 8 Worklist Smp#: 8

Injection Vol: 1.0 ul Dil. Factor: 1.0000

Method: PCB12IS Limit Group: GC 8082A IS

Column: Detector GC ECD1A

4 PCB-1232, CAS: 11141-16-5

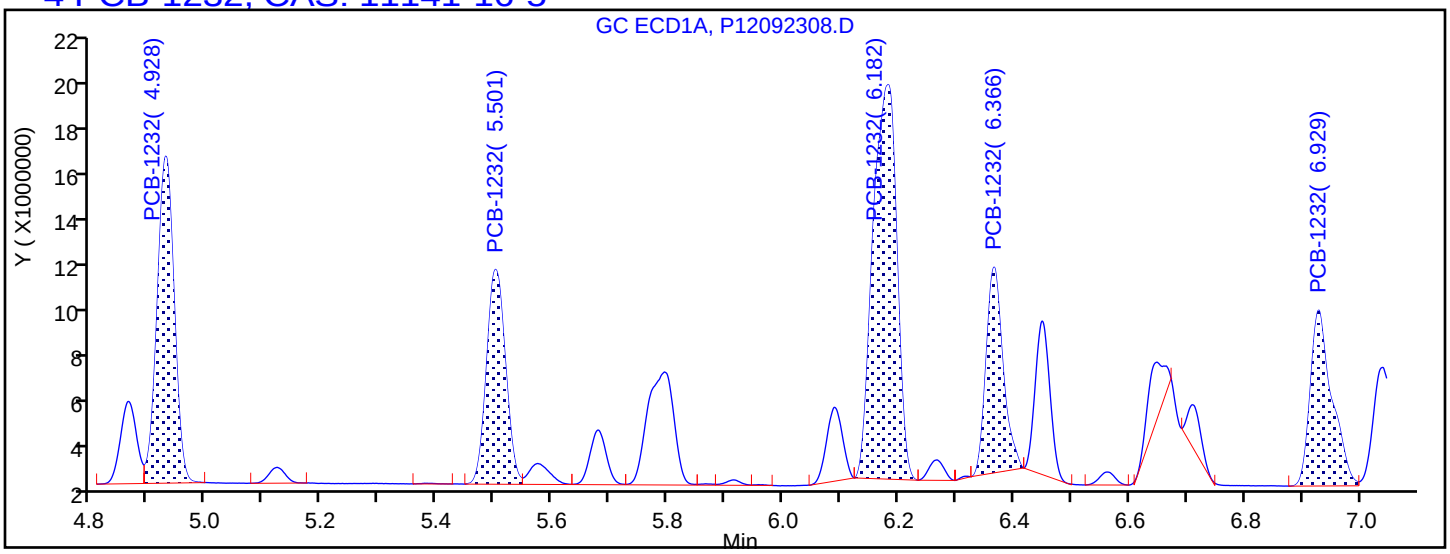

Processing Integration Results

4.928	Response = 27784020	
5.501	Response = 20278756	
6.182	Response = 46691889	
6.366	Response = 17315404	
6.929	Response = 18859414	

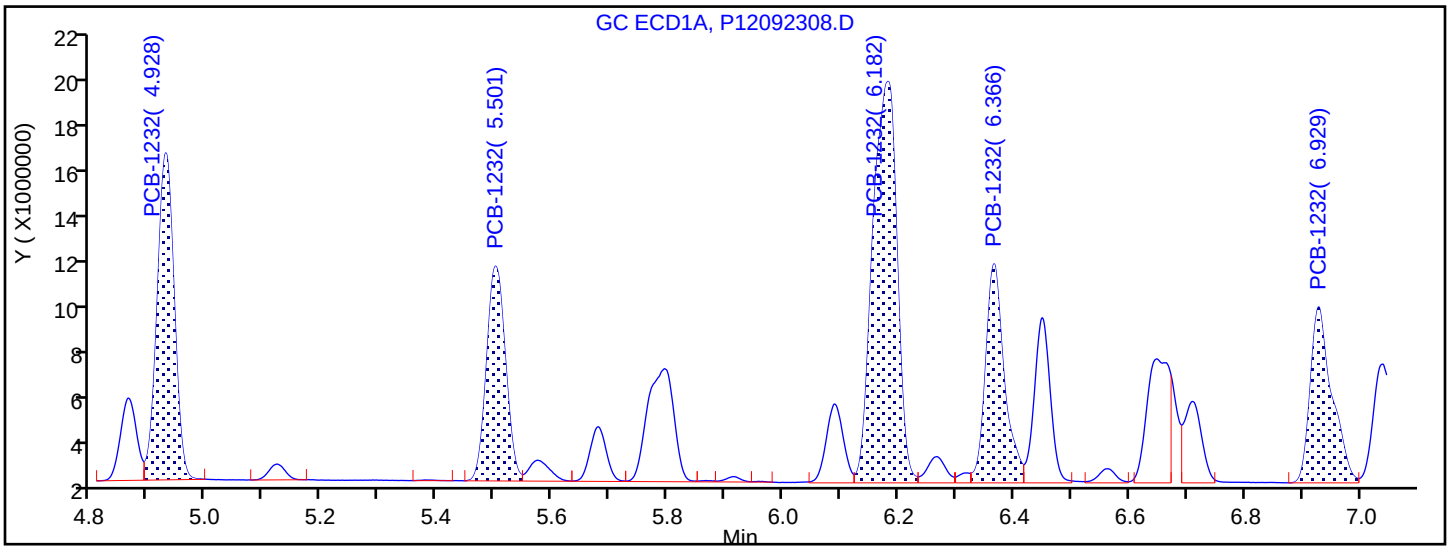

Manual Integration Results

4.928	Response = 27784020	
5.501	Response = 20278756	
6.182	Response = 48635943	M
6.366	Response = 20454821	M
6.929	Response = 18912547	M

Reviewer: hassl, 24-Sep-2019 05:42:18

Audit Action: Assigned New Baseline Audit Reason: Baseline Smoothing

Eurofins TestAmerica, Canton
Target Compound Quantitation Report

Data File: \\chromna\Canton\ChromData\A2HP12\20190923-91295.b\P12092309.D
Lims ID: std15 1232 1262
Client ID:
Sample Type: IC Calib Level: 6
Inject. Date: 23-Sep-2019 14:44:09 ALS Bottle#: 9 Worklist Smp#: 9
Injection Vol: 1.0 ul Dil. Factor: 1.0000
Sample Info: 240-0091295-009
Operator ID: Instrument ID: A2HP12
Sublist: chrom-PCB12IS*sub1

Method: \\chromna\Canton\ChromData\A2HP12\20190923-91295.b\PCB12IS.m
Limit Group: GC 8082A IS
Last Update: 25-Sep-2019 07:32:39 Calib Date: 23-Sep-2019 23:14:55
Integrator: Falcon
Quant Method: Internal Standard Quant By: Initial Calibration
Last ICal File: \\chromna\Canton\ChromData\A2HP12\20190923-91295.b\P12092333.D

Column 1 : Det: GC ECD1A
Column 2 : Det: GC ecd2b
Process Host: CTX0326

First Level Reviewer: grantk Date: 25-Sep-2019 06:41:13

Col	RT (min.)	Exp RT (min.)	Dlt RT (min.)	Response	Cal Amt ng/ul	OnCol Amt ng/ul	Flags
* 14 1-Bromo-2-nitrobenzene							
1	2.822	2.823	-0.001	75816424	0.0500	0.0500	
2	3.345	3.344	0.000	98442273	0.0500	0.0500	
4 PCB-1232							
1	4.929	4.928	0.001	39195063	1.50	1.34	
1	5.500	5.499	0.001	26002868	1.50	1.46	
1	6.180	6.181	-0.001	69526174	1.50	1.43	
1	6.365	6.366	-0.001	28989418	1.50	1.43	
1	6.929	6.928	0.001	26722227	1.50	1.39	
		Average of Peak Amounts =				1.41	
2	5.912	5.913	-0.001	56342276	1.50	1.33	
2	6.529	6.531	-0.002	46083860	1.50	1.35	
2	7.165	7.168	-0.003	99581998	1.50	1.43	
2	7.346	7.348	-0.002	41909996	1.50	1.45	
2	7.679	7.680	-0.001	19945974	1.50	1.38	
		Average of Peak Amounts =				1.39	
						RPD = 1.51	

Col	RT (min.)	Exp RT (min.)	Dlt RT (min.)	Response	Cal Amt ng/ul	OnCol Amt ng/ul	Flags
9 PCB-1262							
1	8.811	8.813	-0.002	105900746	1.50	1.40	
1	9.280	9.283	-0.003	135865799	1.50	1.41	
1	9.564	9.565	-0.001	127214913	1.50	1.41	
1	9.931	9.933	-0.002	283485329	1.50	1.44	
1	10.302	10.304	-0.002	111079072	1.50	1.40	
		Average of Peak Amounts =				1.41	
2	9.783	9.784	-0.001	118140838	1.50	1.40	
2	10.310	10.312	-0.002	172932752	1.50	1.41	
2	10.653	10.654	-0.001	156342032	1.50	1.41	
2	10.936	10.938	-0.002	348215685	1.50	1.44	
2	11.313	11.313	0.000	248917256	1.50	1.44	
		Average of Peak Amounts =				1.42	
						RPD = 0.51	

Reagents:

SG3262@1.5PPM_00006 Amount Added: 1.00 Units: mL

Report Date: 25-Sep-2019 07:32:40 Chrom Revision: 2.3 17-Sep-2019 16:19:08

Eurofins TestAmerica, Canton

Data File: \\chromna\Canton\ChromData\A2HP12\20190923-91295.b\P12092309.D

Injection Date:	23-Sep-2019 14:44:09	Instrument ID:	A2HP12	Operator ID:	
Lims ID:	std15 1232 1262			Worklist Smp#:	9
Client ID:					
Injection Vol:	1.0 ul	Dil. Factor:	1.0000	ALS Bottle#:	9
Method:	PCB12IS	Limit Group:	GC 8082A IS		

Y Scaling: Method Defined: Set to Absolute Y Value

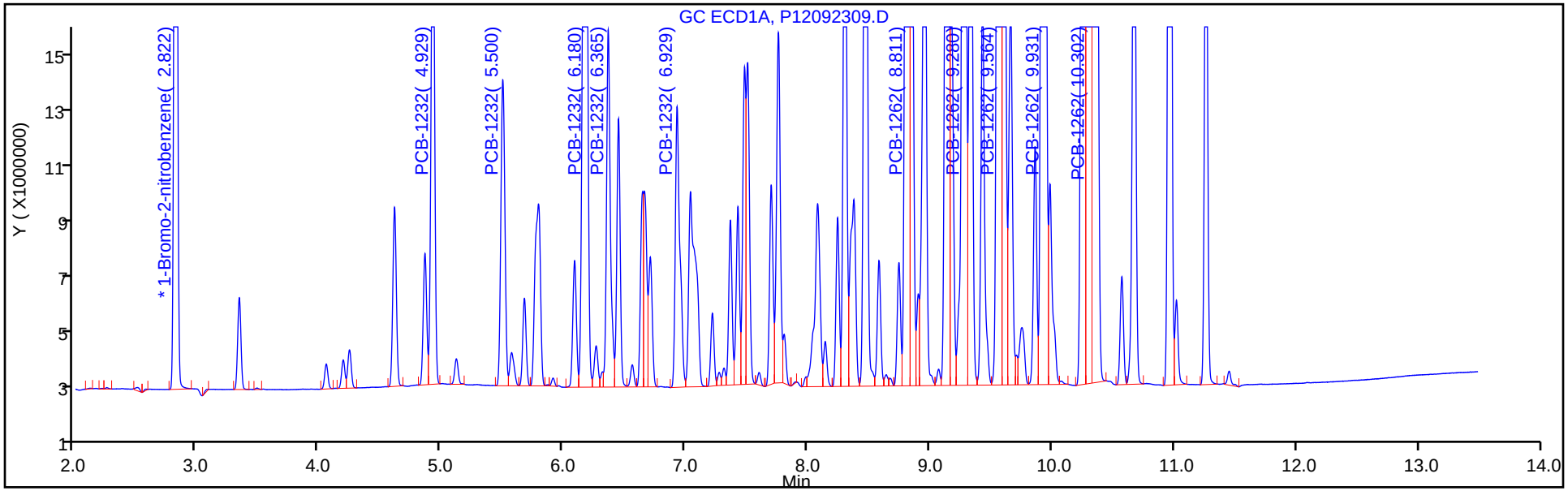

Y Scaling: Method Defined: Set to Absolute Y Value

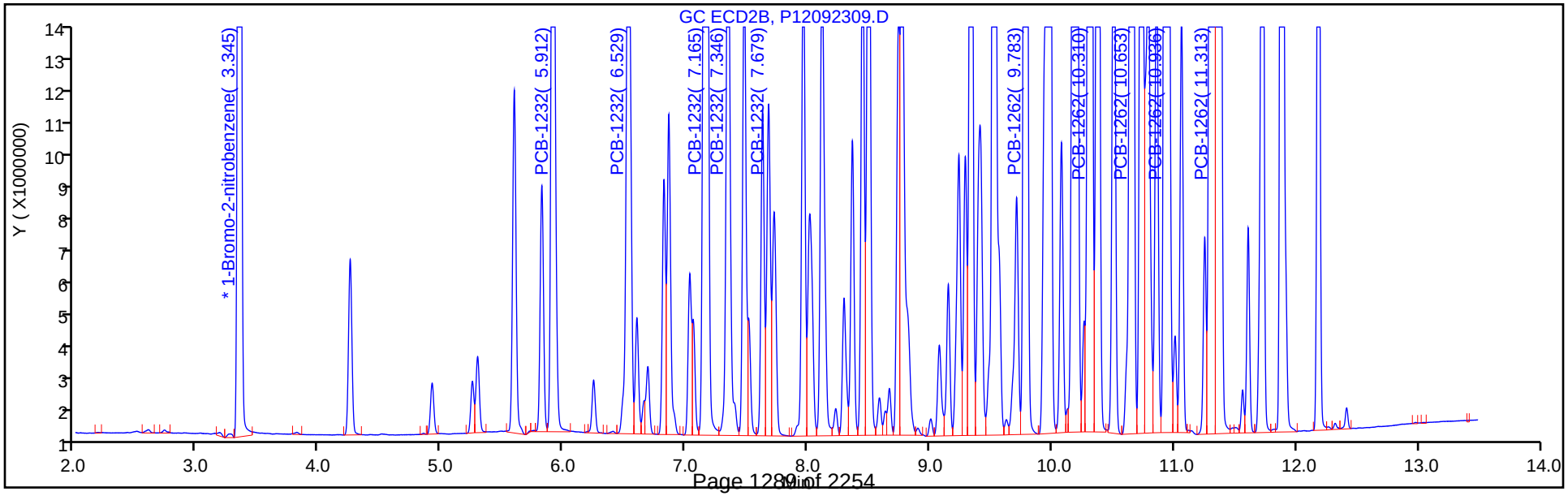

FORM VI
PCBS BY INTERNAL STANDARD - INITIAL CALIBRATION DATA
CURVE EVALUATION

Lab Name: Eurofins TestAmerica, Canton Job No.: 240-124062-1 Analy Batch No.: 401912

SDG No.:

Instrument ID: A2HP12 GC Column: CLP-2 (0.53 ID: 0.53(mm) Heated Purge: (Y/N) N

Calibration Start Date: 09/23/2019 12:57 Calibration End Date: 09/23/2019 14:44 Calibration ID: 53358

Calibration Files:

LEVEL:	LAB SAMPLE ID:	LAB FILE ID:
Level 1	STD005 240-401912/4	P12092304.D
Level 2	STD01 240-401912/5	P12092305.D
Level 3	STD02 240-401912/6	P12092306.D
Level 4	STD05 240-401912/7	P12092307.D
Level 5	STD1 240-401912/8	P12092308.D
Level 6	STD15 240-401912/9	P12092309.D

ANALYTE	RRF					CURVE TYPE	COEFFICIENT			#	MIN RRF	%RSD	#	MAX %RSD	R^2 OR COD	#	MIN R^2 OR COD
	LVL 1 LVL 6	LVL 2	LVL 3	LVL 4	LVL 5		B	M1	M2								
PCB-1232 Peak 1	0.0251 0.0191	0.0234	0.0223	0.0204	0.0190	Ave		0.0216				11.5		20.0			
PCB-1232 Peak 2	0.0200 0.0156	0.0191	0.0175	0.0166	0.0156	Ave		0.0174				10.5		20.0			
PCB-1232 Peak 3	0.0391 0.0337	0.0373	0.0341	0.0341	0.0332	Ave		0.0353				6.8		20.0			
PCB-1232 Peak 4	0.0164 0.0142	0.0150	0.0144	0.0142	0.0138	Ave		0.0147				6.4		20.0			
PCB-1232 Peak 5	0.0082 0.0068	0.0081	0.0072	0.0070	0.0066	Ave		0.0073				9.5		20.0			
PCB-1262 Peak 1	0.0493 0.0400	0.0460	0.0419	0.0410	0.0396	Ave		0.0430				9.0		20.0			
PCB-1262 Peak 2	0.0708 0.0586	0.0664	0.0603	0.0598	0.0579	Ave		0.0623				8.3		20.0			
PCB-1262 Peak 3	0.0647 0.0529	0.0596	0.0544	0.0539	0.0523	Ave		0.0563				8.6		20.0			
PCB-1262 Peak 4	0.1357 0.1179	0.1287	0.1186	0.1181	0.1158	Ave		0.1225				6.5		20.0			
PCB-1262 Peak 5	0.0985 0.0843	0.0925	0.0850	0.0844	0.0827	Ave		0.0879				7.1		20.0			

Note: The M1 coefficient is the same as Ave RRF for an Ave curve type.

FORM VI
PCBS BY INTERNAL STANDARD - INITIAL CALIBRATION DATA
RESPONSE AND CONCENTRATION

Lab Name: Eurofins TestAmerica, Canton Job No.: 240-124062-1 Analy Batch No.: 401912

SDG No.:

Instrument ID: A2HP12 GC Column: CLP-2 (0.53 ID: 0.53(mm) Heated Purge: (Y/N) N

Calibration Start Date: 09/23/2019 12:57 Calibration End Date: 09/23/2019 14:44 Calibration ID: 53358

Calibration Files:

LEVEL:	LAB SAMPLE ID:	LAB FILE ID:
Level 1	STD005 240-401912/4	P12092304.D
Level 2	STD01 240-401912/5	P12092305.D
Level 3	STD02 240-401912/6	P12092306.D
Level 4	STD05 240-401912/7	P12092307.D
Level 5	STD1 240-401912/8	P12092308.D
Level 6	STD15 240-401912/9	P12092309.D

ANALYTE	IS REF	CURVE TYPE	RESPONSE					CONCENTRATION (NG/UL)				
			LVL 1 LVL 6	LVL 2	LVL 3	LVL 4	LVL 5	LVL 1 LVL 6	LVL 2	LVL 3	LVL 4	LVL 5
PCB-1232 Peak 1	BNB	Ave	2397957 56342276	5008188	8907109	20535206	40161811	0.0500 1.50	0.100	0.200	0.500	1.00
PCB-1232 Peak 2	BNB	Ave	1907519 46083860	4082018	6967632	16683702	32866475	0.0500 1.50	0.100	0.200	0.500	1.00
PCB-1232 Peak 3	BNB	Ave	3734952 99581998	7993049	13621379	34366827	69976664	0.0500 1.50	0.100	0.200	0.500	1.00
PCB-1232 Peak 4	BNB	Ave	1564897 41909996	3219810	5761278	14274212	29159229	0.0500 1.50	0.100	0.200	0.500	1.00
PCB-1232 Peak 5	BNB	Ave	786400 19945974	1739508	2878326	7094136	13951914	0.0500 1.50	0.100	0.200	0.500	1.00
PCB-1262 Peak 1	BNB	Ave	4708032 118140838	9848133	16719997	41262964	83639878	0.0500 1.50	0.100	0.200	0.500	1.00
PCB-1262 Peak 2	BNB	Ave	6753090 172932752	14221882	24062787	60215509	122226594	0.0500 1.50	0.100	0.200	0.500	1.00
PCB-1262 Peak 3	BNB	Ave	6174126 156342032	12758248	21716568	54229972	110382278	0.0500 1.50	0.100	0.200	0.500	1.00
PCB-1262 Peak 4	BNB	Ave	12944326 348215685	27565124	47364100	118932303	244334225	0.0500 1.50	0.100	0.200	0.500	1.00
PCB-1262 Peak 5	BNB	Ave	9402560 248917256	19814991	33956882	85018414	174567579	0.0500 1.50	0.100	0.200	0.500	1.00

Curve Type Legend:
Ave = Average ISTD

Eurofins TestAmerica, Canton
Target Compound Quantitation Report

Data File: \\chromna\Canton\ChromData\A2HP12\20190923-91295.b\P12092304.D
Lims ID: std005 1232 1262
Client ID:
Sample Type: IC Calib Level: 1
Inject. Date: 23-Sep-2019 12:57:41 ALS Bottle#: 4 Worklist Smp#: 4
Injection Vol: 1.0 ul Dil. Factor: 1.0000
Sample Info: 240-0091295-004
Operator ID: Instrument ID: A2HP12
Sublist: chrom-PCB12IS*sub1

Method: \\chromna\Canton\ChromData\A2HP12\20190923-91295.b\PCB12IS.m
Limit Group: GC 8082A IS
Last Update: 25-Sep-2019 07:32:13 Calib Date: 23-Sep-2019 23:14:55
Integrator: Falcon
Quant Method: Internal Standard Quant By: Initial Calibration
Last ICal File: \\chromna\Canton\ChromData\A2HP12\20190923-91295.b\P12092333.D

Column 1 : Det: GC ECD1A
Column 2 : Det: GC ecd2b
Process Host: CTX0326

First Level Reviewer: hassl Date: 24-Sep-2019 05:41:34

Col	RT (min.)	Exp RT (min.)	Dlt RT (min.)	Response	Cal Amt ng/ul	OnCol Amt ng/ul	Flags
* 14 1-Bromo-2-nitrobenzene							
1	2.822	2.823	-0.002	72803934	0.0500	0.0500	
2	3.344	3.344	0.000	95421408	0.0500	0.0500	
4 PCB-1232							a
1	4.928	4.928	0.000	1627460	0.0500	0.0579	
1	5.499	5.499	0.000	991804	0.0500	0.0581	
1	6.181	6.181	0.000	2523833	0.0500	0.0541	
1	6.366	6.366	0.000	1056230	0.0500	0.0541	
1	6.928	6.928	0.000	989035	0.0500	0.0535	a
		Average of Peak Amounts =				0.0555	
2	5.913	5.913	0.000	2397957	0.0500	0.0583	
2	6.531	6.531	0.000	1907519	0.0500	0.0575	
2	7.168	7.168	0.000	3734952	0.0500	0.0555	
2	7.348	7.348	0.000	1564897	0.0500	0.0559	
2	7.680	7.680	0.000	786400	0.0500	0.0562	
		Average of Peak Amounts =				0.0567	
						RPD = 2.03	

Col	RT (min.)	Exp RT (min.)	Dlt RT (min.)	Response	Cal Amt ng/ul	OnCol Amt ng/ul	Flags
9 PCB-1262							
1	8.813	8.813	0.000	4040171	0.0500	0.0555	
1	9.283	9.283	0.000	5056622	0.0500	0.0546	
1	9.565	9.565	0.000	4793708	0.0500	0.0552	
1	9.933	9.933	0.000	10059478	0.0500	0.0534	
1	10.304	10.304	0.000	4205043	0.0500	0.0554	
		Average of Peak Amounts =				0.0548	
2	9.784	9.784	0.000	4708032	0.0500	0.0574	
2	10.312	10.312	0.000	6753090	0.0500	0.0568	
2	10.654	10.654	0.000	6174126	0.0500	0.0575	
2	10.938	10.938	0.000	12944326	0.0500	0.0554	
2	11.313	11.313	0.000	9402560	0.0500	0.0560	
		Average of Peak Amounts =				0.0566	
						RPD = 3.22	

QC Flag Legend

Review Flags

a - User Assigned ID

Reagents:

SG3262@.05PPM_00016 Amount Added: 1.00 Units: mL

Report Date: 25-Sep-2019 07:32:14 Chrom Revision: 2.3 17-Sep-2019 16:19:08

Eurofins TestAmerica, Canton

Data File: \\chromna\Canton\ChromData\A2HP12\20190923-91295.b\P12092304.D

Injection Date:	23-Sep-2019 12:57:41	Instrument ID:	A2HP12	Operator ID:	
Lims ID:	std005 1232 1262			Worklist Smp#:	4
Client ID:					
Injection Vol:	1.0 ul	Dil. Factor:	1.0000	ALS Bottle#:	4
Method:	PCB12IS	Limit Group:	GC 8082A IS		

Y Scaling: Method Defined: Set to Absolute Y Value

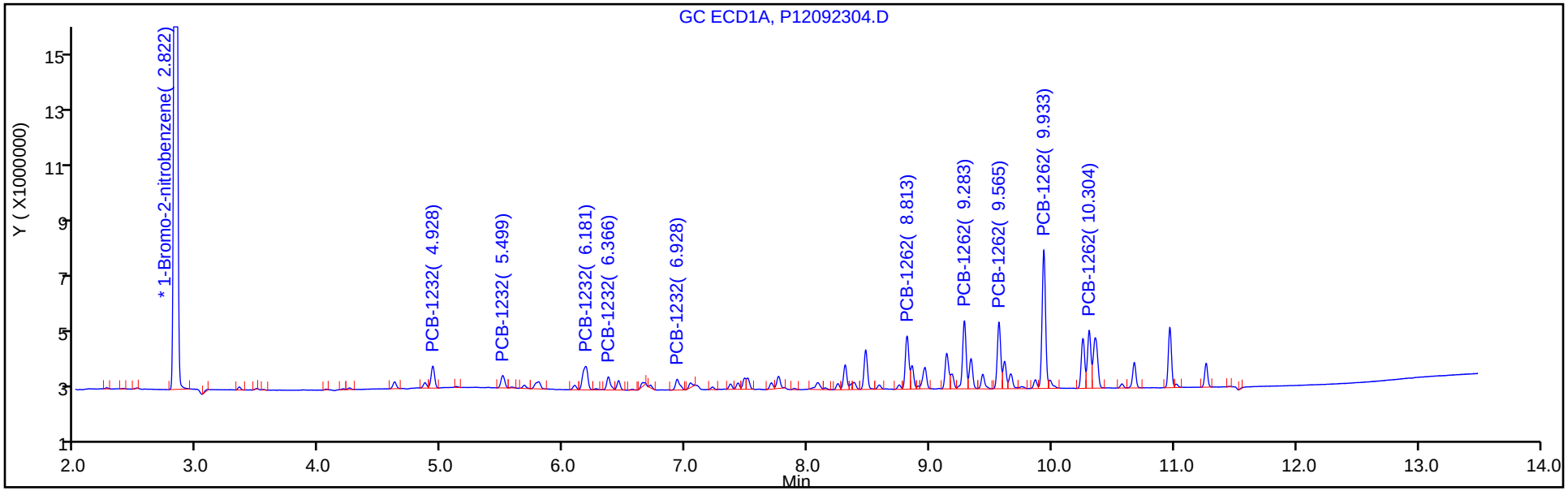

Y Scaling: Method Defined: Set to Absolute Y Value

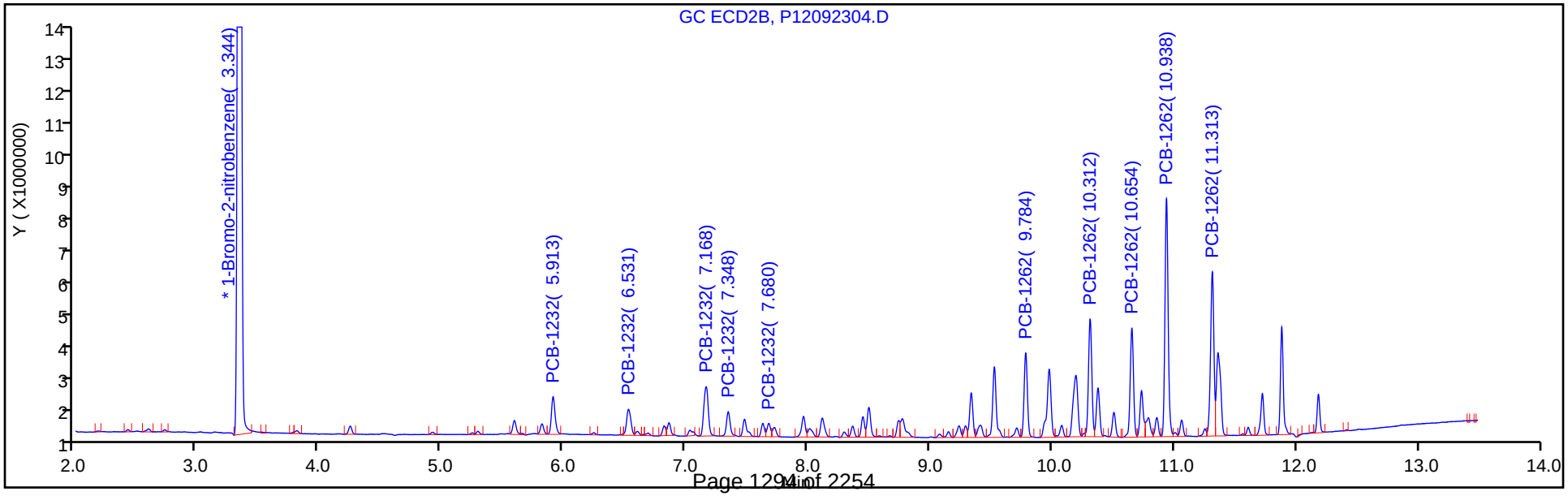

Eurofins TestAmerica, Canton
Target Compound Quantitation Report

Data File: \\chromna\Canton\ChromData\A2HP12\20190923-91295.b\P12092305.D
Lims ID: std01 1232 1262
Client ID:
Sample Type: IC Calib Level: 2
Inject. Date: 23-Sep-2019 13:18:57 ALS Bottle#: 5 Worklist Smp#: 5
Injection Vol: 1.0 ul Dil. Factor: 1.0000
Sample Info: 240-0091295-005
Operator ID: Instrument ID: A2HP12
Sublist: chrom-PCB12IS*sub1

Method: \\chromna\Canton\ChromData\A2HP12\20190923-91295.b\PCB12IS.m
Limit Group: GC 8082A IS
Last Update: 25-Sep-2019 07:32:18 Calib Date: 23-Sep-2019 23:14:55
Integrator: Falcon
Quant Method: Internal Standard Quant By: Initial Calibration
Last ICal File: \\chromna\Canton\ChromData\A2HP12\20190923-91295.b\P12092333.D

Column 1 : Det: GC ECD1A
Column 2 : Det: GC ecd2b
Process Host: CTX0326

First Level Reviewer: grantk Date: 25-Sep-2019 06:34:21

Col	RT (min.)	Exp RT (min.)	Dlt RT (min.)	Response	Cal Amt ng/ul	OnCol Amt ng/ul	Flags
* 14 1-Bromo-2-nitrobenzene							
1	2.822	2.823	-0.002	79344636	0.0500	0.0500	
2	3.344	3.344	0.000	107100122	0.0500	0.0500	
4 PCB-1232							
1	4.928	4.928	0.000	3312334	0.1000	0.1082	
1	5.502	5.499	0.003	1537674	0.1000	0.0827	
1	6.181	6.181	0.000	5382319	0.1000	0.1059	
1	6.365	6.366	-0.001	2298556	0.1000	0.1080	
1	6.929	6.928	0.001	2141518	0.1000	0.1063	
		Average of Peak Amounts =				0.1022	
2	5.912	5.913	-0.001	5008188	0.1000	0.1085	
2	6.531	6.531	0.000	4082018	0.1000	0.1097	
2	7.167	7.168	-0.001	7993049	0.1000	0.1058	
2	7.347	7.348	-0.001	3219810	0.1000	0.1024	
2	7.679	7.680	-0.001	1739508	0.1000	0.1108	
		Average of Peak Amounts =				0.1074	
						RPD = 5.00	

Col	RT (min.)	Exp RT (min.)	Dlt RT (min.)	Response	Cal Amt ng/ul	OnCol Amt ng/ul	Flags
9 PCB-1262							
1	8.812	8.813	-0.001	8468620	0.1000	0.1068	
1	9.282	9.283	-0.001	10729796	0.1000	0.1063	
1	9.565	9.565	0.000	10040243	0.1000	0.1062	
1	9.932	9.933	-0.001	21430130	0.1000	0.1044	
1	10.304	10.304	0.000	8800086	0.1000	0.1063	
		Average of Peak Amounts =				0.1060	
2	9.784	9.784	0.000	9848133	0.1000	0.1070	
2	10.312	10.312	0.000	14221882	0.1000	0.1066	
2	10.653	10.654	-0.001	12758248	0.1000	0.1058	
2	10.937	10.938	-0.001	27565124	0.1000	0.1051	
2	11.313	11.313	0.000	19814991	0.1000	0.1052	
		Average of Peak Amounts =				0.1059	
						RPD = 0.05	

Reagents:

SG3262@0.1PPM_00016 Amount Added: 1.00 Units: mL

Report Date: 25-Sep-2019 07:32:19 Chrom Revision: 2.3 17-Sep-2019 16:19:08

Eurofins TestAmerica, Canton

Data File: \\chromna\Canton\ChromData\A2HP12\20190923-91295.b\P12092305.D

Injection Date:	23-Sep-2019 13:18:57	Instrument ID:	A2HP12	Operator ID:	
Lims ID:	std01 1232 1262			Worklist Smp#:	5
Client ID:					
Injection Vol:	1.0 ul	Dil. Factor:	1.0000	ALS Bottle#:	5
Method:	PCB12IS	Limit Group:	GC 8082A IS		

Y Scaling: Method Defined: Set to Absolute Y Value

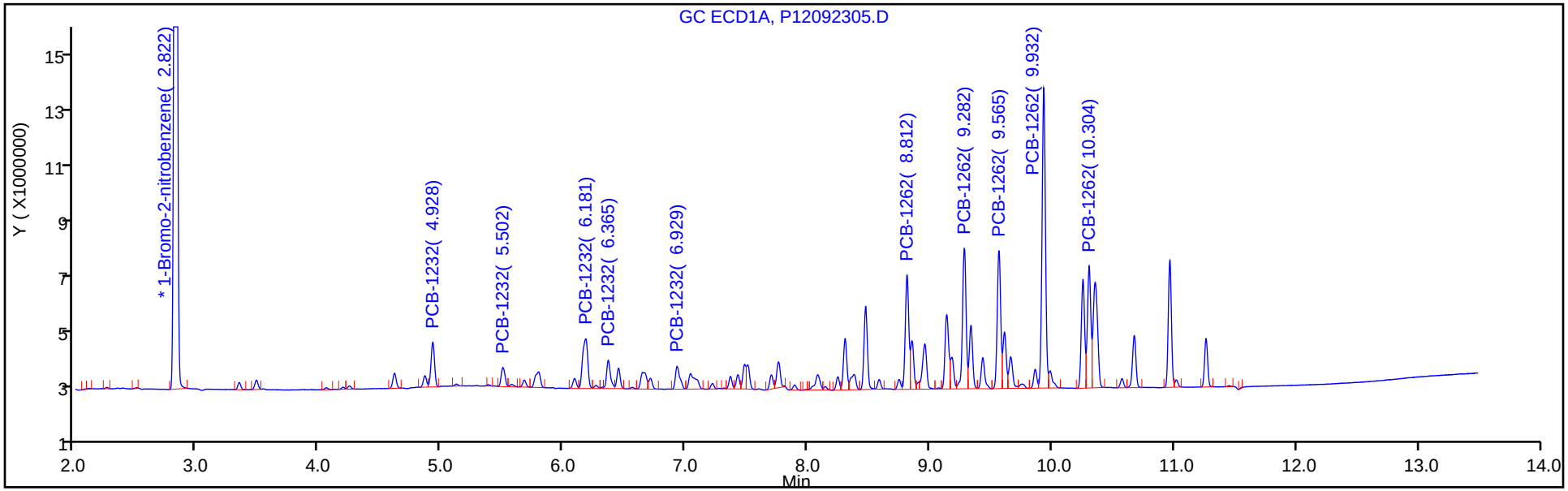

Y Scaling: Method Defined: Set to Absolute Y Value

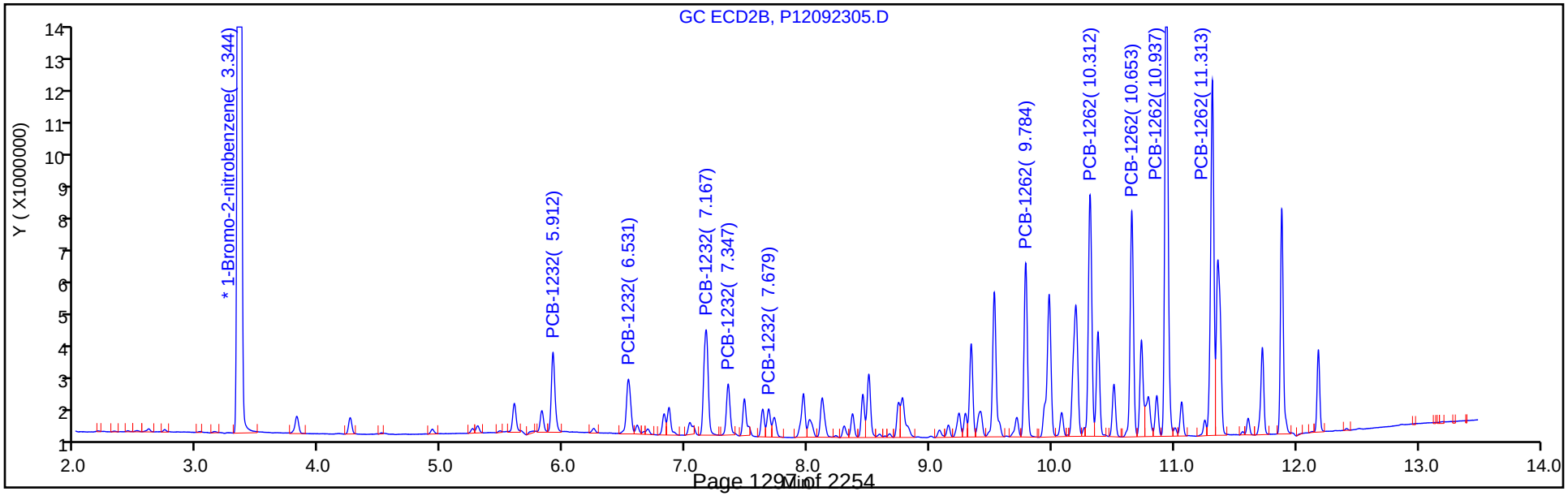

Eurofins TestAmerica, Canton
Target Compound Quantitation Report

Data File: \\chromna\Canton\ChromData\A2HP12\20190923-91295.b\P12092306.D
Lims ID: std02 1232 1262
Client ID:
Sample Type: IC Calib Level: 3
Inject. Date: 23-Sep-2019 13:40:13 ALS Bottle#: 6 Worklist Smp#: 6
Injection Vol: 1.0 ul Dil. Factor: 1.0000
Sample Info: 240-0091295-006
Operator ID: Instrument ID: A2HP12
Sublist: chrom-PCB12IS*sub1

Method: \\chromna\Canton\ChromData\A2HP12\20190923-91295.b\PCB12IS.m
Limit Group: GC 8082A IS
Last Update: 25-Sep-2019 07:32:23 Calib Date: 23-Sep-2019 23:14:55
Integrator: Falcon
Quant Method: Internal Standard Quant By: Initial Calibration
Last ICal File: \\chromna\Canton\ChromData\A2HP12\20190923-91295.b\P12092333.D

Column 1 : Det: GC ECD1A
Column 2 : Det: GC ecd2b
Process Host: CTX0326

First Level Reviewer: hassl Date: 24-Sep-2019 05:43:52

Col	RT (min.)	Exp RT (min.)	Dlt RT (min.)	Response	Cal Amt ng/ul	OnCol Amt ng/ul	Flags
* 14 1-Bromo-2-nitrobenzene							
1	2.821	2.823	-0.002	73747428	0.0500	0.0500	
2	3.344	3.344	0.000	99814843	0.0500	0.0500	
4 PCB-1232							M
1	4.928	4.928	0.000	5641936	0.2000	0.1982	
1	5.501	5.499	0.002	3163022	0.2000	0.1830	
1	6.181	6.181	0.000	9082230	0.2000	0.1922	
1	6.365	6.366	-0.001	3660840	0.2000	0.1851	
1	6.930	6.928	0.002	3812243	0.2000	0.2036	M
		Average of Peak Amounts =				0.1924	
2	5.912	5.913	-0.001	8907109	0.2000	0.2070	
2	6.530	6.531	-0.001	6967632	0.2000	0.2009	
2	7.167	7.168	-0.001	13621379	0.2000	0.1935	
2	7.348	7.348	0.000	5761278	0.2000	0.1967	
2	7.679	7.680	-0.001	2878326	0.2000	0.1967	
		Average of Peak Amounts =				0.1990	
						RPD = 3.34	

Col	RT (min.)	Exp RT (min.)	Dlt RT (min.)	Response	Cal Amt ng/ul	OnCol Amt ng/ul	Flags
9 PCB-1262							
1	8.812	8.813	-0.001	14362365	0.2000	0.1949	
1	9.280	9.283	-0.003	18341416	0.2000	0.1955	
1	9.565	9.565	0.000	17113649	0.2000	0.1947	
1	9.932	9.933	-0.001	37141942	0.2000	0.1946	
1	10.304	10.304	0.000	15012155	0.2000	0.1952	
		Average of Peak Amounts =				0.1950	
2	9.784	9.784	0.000	16719997	0.2000	0.1949	
2	10.311	10.312	-0.001	24062787	0.2000	0.1935	
2	10.654	10.654	0.000	21716568	0.2000	0.1933	
2	10.937	10.938	-0.001	47364100	0.2000	0.1937	
2	11.313	11.313	0.000	33956882	0.2000	0.1935	
		Average of Peak Amounts =				0.1938	
						RPD = 0.61	

QC Flag Legend

Review Flags

M - Manually Integrated

Reagents:

SG3262@.2PPM_00018 Amount Added: 1.00 Units: mL

Report Date: 25-Sep-2019 07:32:26 Chrom Revision: 2.3 17-Sep-2019 16:19:08

Eurofins TestAmerica, Canton

Data File: \\chromna\Canton\ChromData\A2HP12\20190923-91295.b\P12092306.D

Injection Date:	23-Sep-2019 13:40:13	Instrument ID:	A2HP12	Operator ID:	
Lims ID:	std02 1232 1262			Worklist Smp#:	6
Client ID:					
Injection Vol:	1.0 ul	Dil. Factor:	1.0000	ALS Bottle#:	6
Method:	PCB12IS	Limit Group:	GC 8082A IS		

Y Scaling: Method Defined: Set to Absolute Y Value

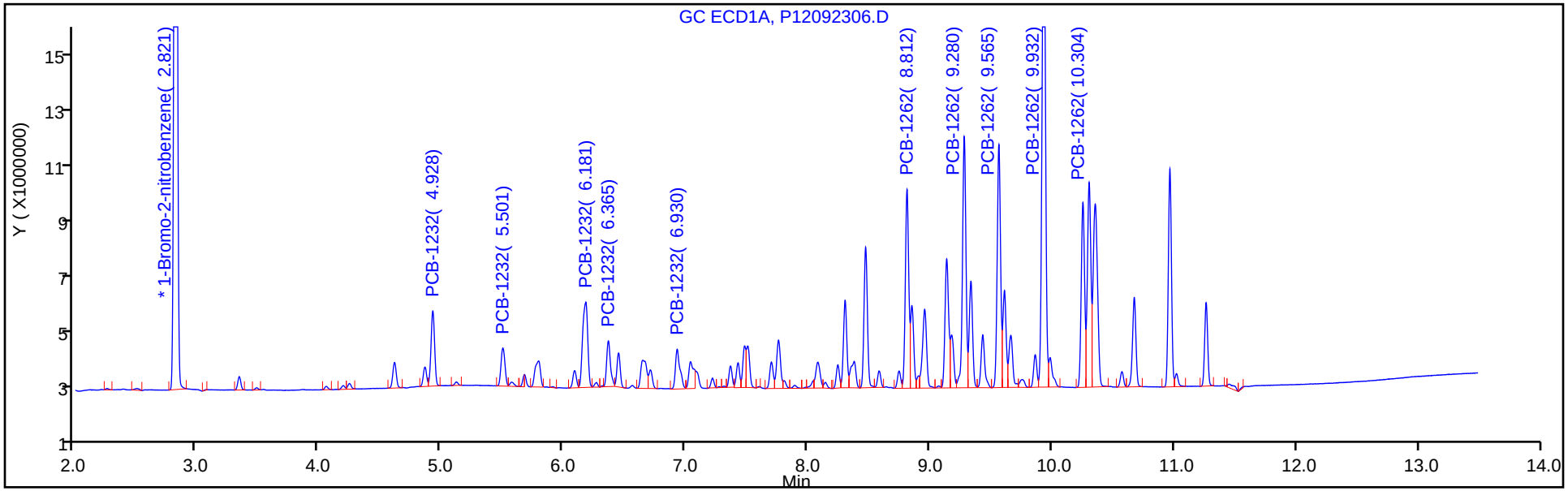

Y Scaling: Method Defined: Set to Absolute Y Value

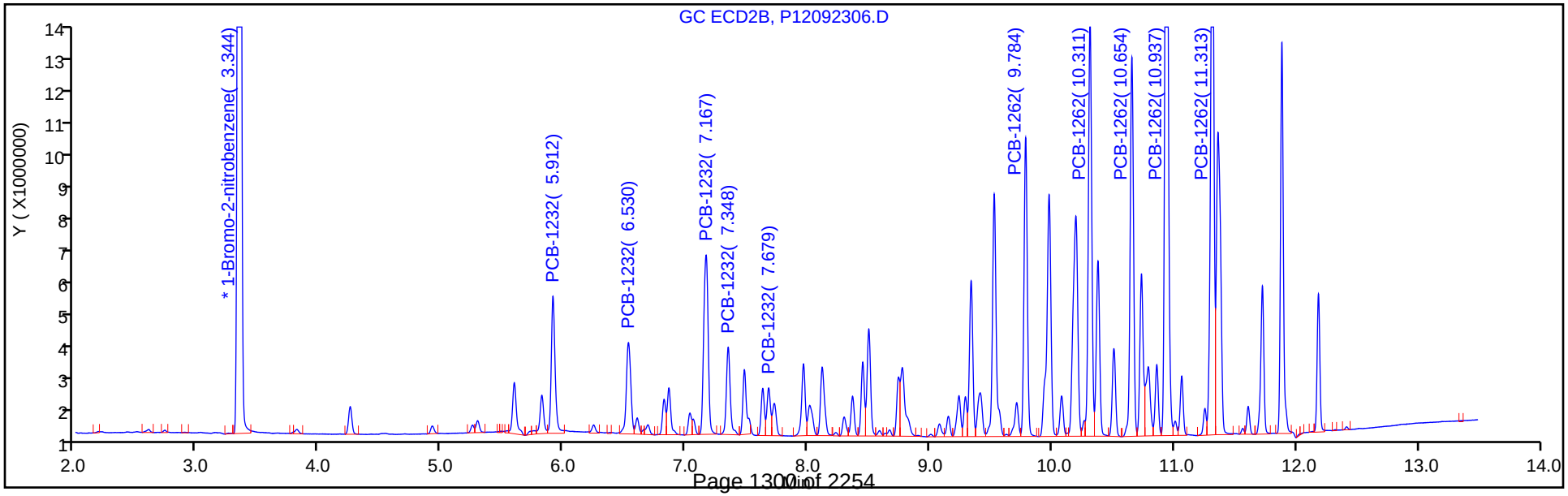

Eurofins TestAmerica, Canton
Target Compound Quantitation Report

Data File: \\chromna\Canton\ChromData\A2HP12\20190923-91295.b\P12092307.D
Lims ID: std05 1232 1262
Client ID:
Sample Type: IC Calib Level: 4
Inject. Date: 23-Sep-2019 14:01:36 ALS Bottle#: 7 Worklist Smp#: 7
Injection Vol: 1.0 ul Dil. Factor: 1.0000
Sample Info: 240-0091295-007
Operator ID: Instrument ID: A2HP12
Sublist: chrom-PCB12IS*sub1

Method: \\chromna\Canton\ChromData\A2HP12\20190923-91295.b\PCB12IS.m
Limit Group: GC 8082A IS
Last Update: 25-Sep-2019 07:32:32 Calib Date: 23-Sep-2019 23:14:55
Integrator: Falcon
Quant Method: Internal Standard Quant By: Initial Calibration
Last ICal File: \\chromna\Canton\ChromData\A2HP12\20190923-91295.b\P12092333.D

Column 1 : Det: GC ECD1A
Column 2 : Det: GC ecd2b
Process Host: CTX0326

First Level Reviewer: hassl Date: 24-Sep-2019 05:42:02

Col	RT (min.)	Exp RT (min.)	Dlt RT (min.)	Response	Cal Amt ng/ul	OnCol Amt ng/ul	Flags
* 14 1-Bromo-2-nitrobenzene							
1	2.823	2.823	-0.001	74934673	0.0500	0.0500	
2	3.344	3.344	-0.001	100703085	0.0500	0.0500	
4 PCB-1232							M
1	4.928	4.928	0.000	13791093	0.5000	0.4768	
1	5.502	5.499	0.003	8895988	0.5000	0.5064	
1	6.182	6.181	0.001	23338970	0.5000	0.4860	M
1	6.365	6.366	-0.001	9907959	0.5000	0.4929	M
1	6.929	6.928	0.001	9211147	0.5000	0.4842	M
		Average of Peak Amounts =				0.4893	
2	5.912	5.913	-0.001	20535206	0.5000	0.4731	
2	6.530	6.531	-0.001	16683702	0.5000	0.4768	
2	7.167	7.168	-0.001	34366827	0.5000	0.4839	
2	7.346	7.348	-0.002	14274212	0.5000	0.4830	
2	7.678	7.680	-0.002	7094136	0.5000	0.4805	
		Average of Peak Amounts =				0.4794	
						RPD = 2.03	

Col	RT (min.)	Exp RT (min.)	Dlt RT (min.)	Response	Cal Amt ng/ul	OnCol Amt ng/ul	Flags
9 PCB-1262							
1	8.812	8.813	-0.001	35914086	0.5000	0.4796	
1	9.282	9.283	-0.001	46210669	0.5000	0.4848	
1	9.564	9.565	-0.001	43015745	0.5000	0.4817	
1	9.933	9.933	0.000	94561967	0.5000	0.4876	
1	10.304	10.304	0.000	37815705	0.5000	0.4838	
		Average of Peak Amounts =				0.4835	
2	9.784	9.784	0.000	41262964	0.5000	0.4768	
2	10.311	10.312	-0.001	60215509	0.5000	0.4800	
2	10.653	10.654	-0.001	54229972	0.5000	0.4783	
2	10.936	10.938	-0.002	118932303	0.5000	0.4822	
2	11.313	11.313	0.000	85018414	0.5000	0.4801	
		Average of Peak Amounts =				0.4795	
						RPD = 0.83	

QC Flag Legend

Review Flags

M - Manually Integrated

Reagents:

SG3262@0.5PPM_00036 Amount Added: 1.00 Units: mL

Report Date: 25-Sep-2019 07:32:33 Chrom Revision: 2.3 17-Sep-2019 16:19:08

Eurofins TestAmerica, Canton

Data File: \\chromna\Canton\ChromData\A2HP12\20190923-91295.b\P12092307.D

Injection Date:	23-Sep-2019 14:01:36	Instrument ID:	A2HP12	Operator ID:	
Lims ID:	std05 1232 1262			Worklist Smp#:	7
Client ID:					
Injection Vol:	1.0 ul	Dil. Factor:	1.0000	ALS Bottle#:	7
Method:	PCB12IS	Limit Group:	GC 8082A IS		

Y Scaling: Method Defined: Set to Absolute Y Value

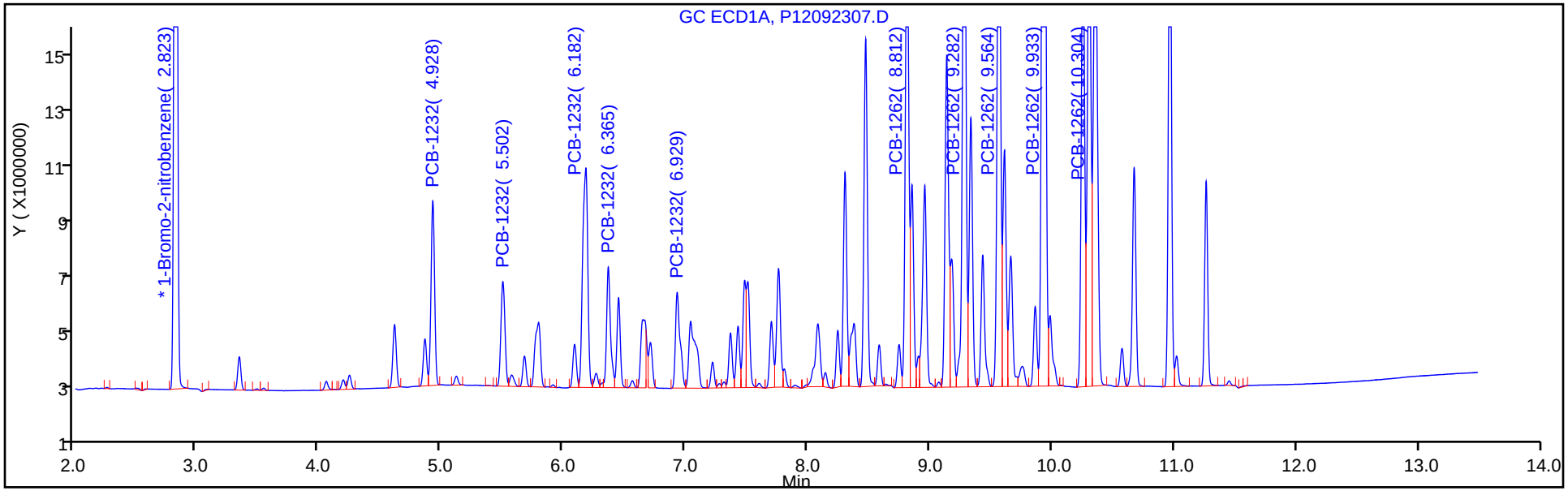

Y Scaling: Method Defined: Set to Absolute Y Value

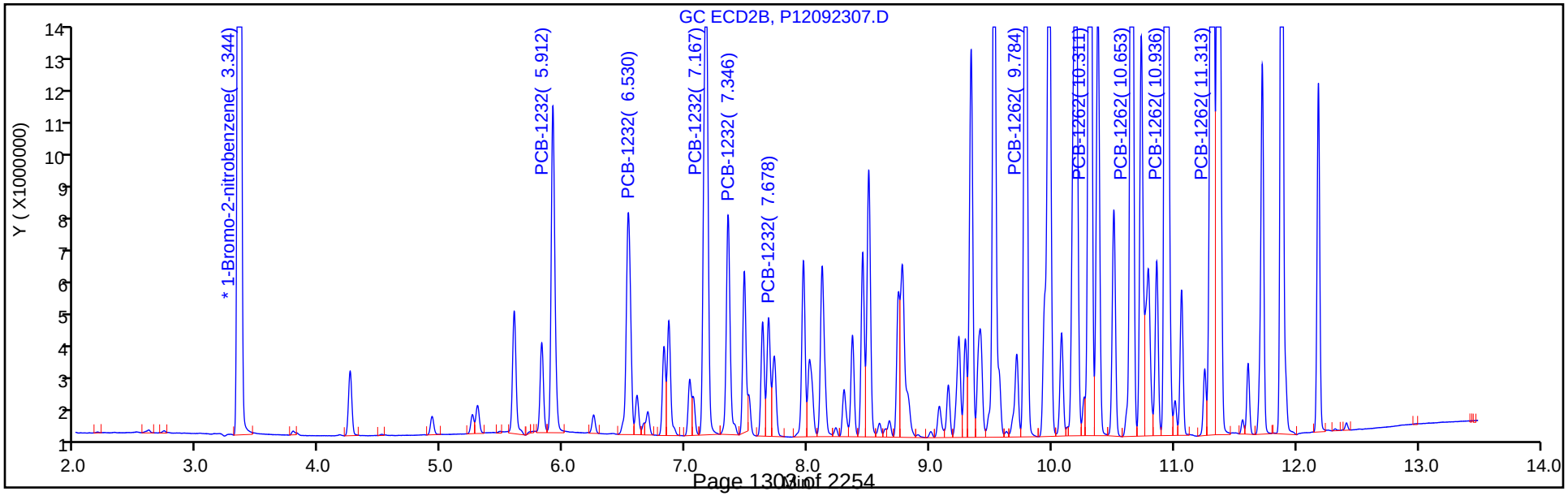

Eurofins TestAmerica, Canton
Target Compound Quantitation Report

Data File: \\chromna\Canton\ChromData\A2HP12\20190923-91295.b\P12092308.D
Lims ID: std1 1232 1262
Client ID:
Sample Type: IC Calib Level: 5
Inject. Date: 23-Sep-2019 14:22:53 ALS Bottle#: 8 Worklist Smp#: 8
Injection Vol: 1.0 ul Dil. Factor: 1.0000
Sample Info: 240-0091295-008
Operator ID: Instrument ID: A2HP12
Sublist: chrom-PCB12IS*sub1

Method: \\chromna\Canton\ChromData\A2HP12\20190923-91295.b\PCB12IS.m
Limit Group: GC 8082A IS
Last Update: 25-Sep-2019 07:32:36 Calib Date: 23-Sep-2019 23:14:55
Integrator: Falcon
Quant Method: Internal Standard Quant By: Initial Calibration
Last ICal File: \\chromna\Canton\ChromData\A2HP12\20190923-91295.b\P12092333.D

Column 1 : Det: GC ECD1A
Column 2 : Det: GC ecd2b
Process Host: CTX0326

First Level Reviewer: hassl Date: 24-Sep-2019 05:42:21

Col	RT (min.)	Exp RT (min.)	Dlt RT (min.)	Response	Cal Amt ng/ul	OnCol Amt ng/ul	Flags
* 14 1-Bromo-2-nitrobenzene							
1	2.822	2.823	-0.002	78059444	0.0500	0.0500	
2	3.344	3.344	0.000	105520632	0.0500	0.0500	
4 PCB-1232							M
1	4.928	4.928	0.000	27784020	1.00	0.9222	
1	5.501	5.499	0.002	20278756	1.00	1.11	
1	6.182	6.181	0.001	48635943	1.00	0.9723	M
1	6.366	6.366	0.000	20454821	1.00	0.9769	M
1	6.929	6.928	0.001	18912547	1.00	0.9544	M
		Average of Peak Amounts =				0.9868	
2	5.912	5.913	-0.001	40161811	1.00	0.8829	
2	6.531	6.531	0.000	32866475	1.00	0.8964	
2	7.166	7.168	-0.002	69976664	1.00	0.9403	
2	7.347	7.348	-0.001	29159229	1.00	0.9416	
2	7.679	7.680	-0.001	13951914	1.00	0.9019	
		Average of Peak Amounts =				0.9126	
						RPD = 7.81	

Col	RT (min.)	Exp RT (min.)	Dlt RT (min.)	Response	Cal Amt ng/ul	OnCol Amt ng/ul	Flags
9 PCB-1262							
1	8.812	8.813	-0.001	74598393	1.00	0.9562	
1	9.281	9.283	-0.002	95122568	1.00	0.9581	
1	9.564	9.565	-0.001	89095384	1.00	0.9577	
1	9.932	9.933	-0.001	197488348	1.00	0.9775	
1	10.304	10.304	0.000	77284941	1.00	0.9492	
		Average of Peak Amounts =				0.9598	
2	9.783	9.784	-0.001	83639878	1.00	0.9224	
2	10.312	10.312	0.000	122226594	1.00	0.9299	
2	10.653	10.654	-0.001	110382278	1.00	0.9291	
2	10.937	10.938	-0.001	244334225	1.00	0.9454	
2	11.312	11.313	-0.001	174567579	1.00	0.9408	
		Average of Peak Amounts =				0.9335	
						RPD = 2.77	

QC Flag Legend

Review Flags

M - Manually Integrated

Reagents:

SG3262@1.0PPM_00023 Amount Added: 1.00 Units: mL

Report Date: 25-Sep-2019 07:32:37 Chrom Revision: 2.3 17-Sep-2019 16:19:08

Eurofins TestAmerica, Canton

Data File: \\chromna\Canton\ChromData\A2HP12\20190923-91295.b\P12092308.D

Injection Date:	23-Sep-2019 14:22:53	Instrument ID:	A2HP12	Operator ID:	
Lims ID:	std1 1232 1262			Worklist Smp#:	8
Client ID:					
Injection Vol:	1.0 ul	Dil. Factor:	1.0000	ALS Bottle#:	8
Method:	PCB12IS	Limit Group:	GC 8082A IS		

Y Scaling: Method Defined: Set to Absolute Y Value

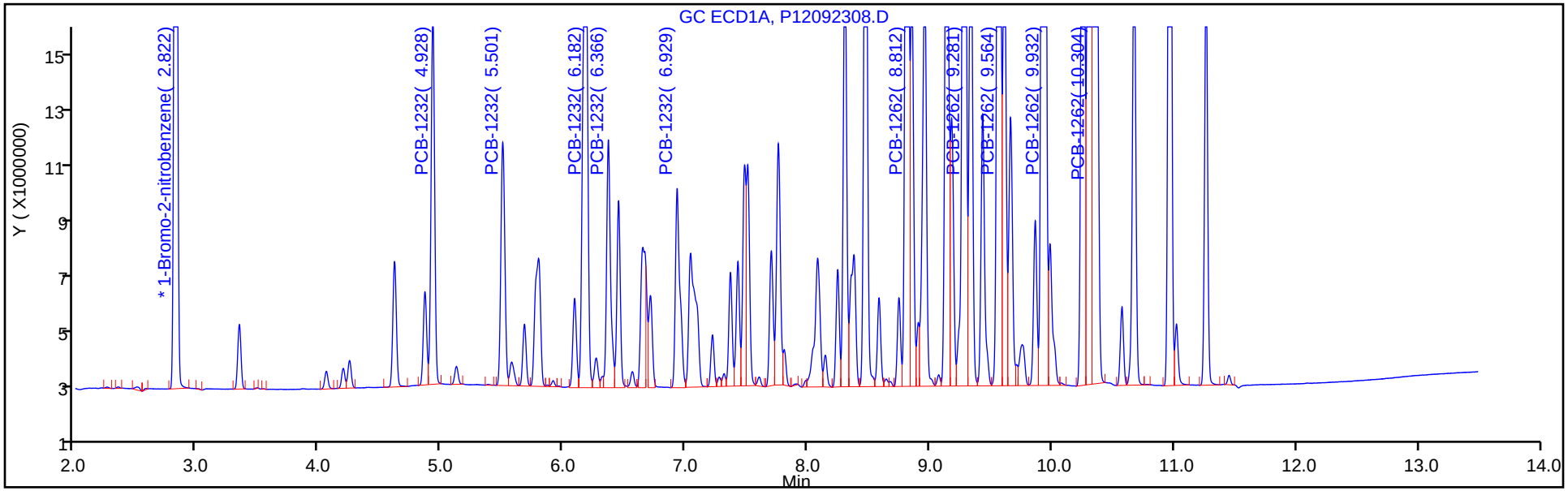

Y Scaling: Method Defined: Set to Absolute Y Value

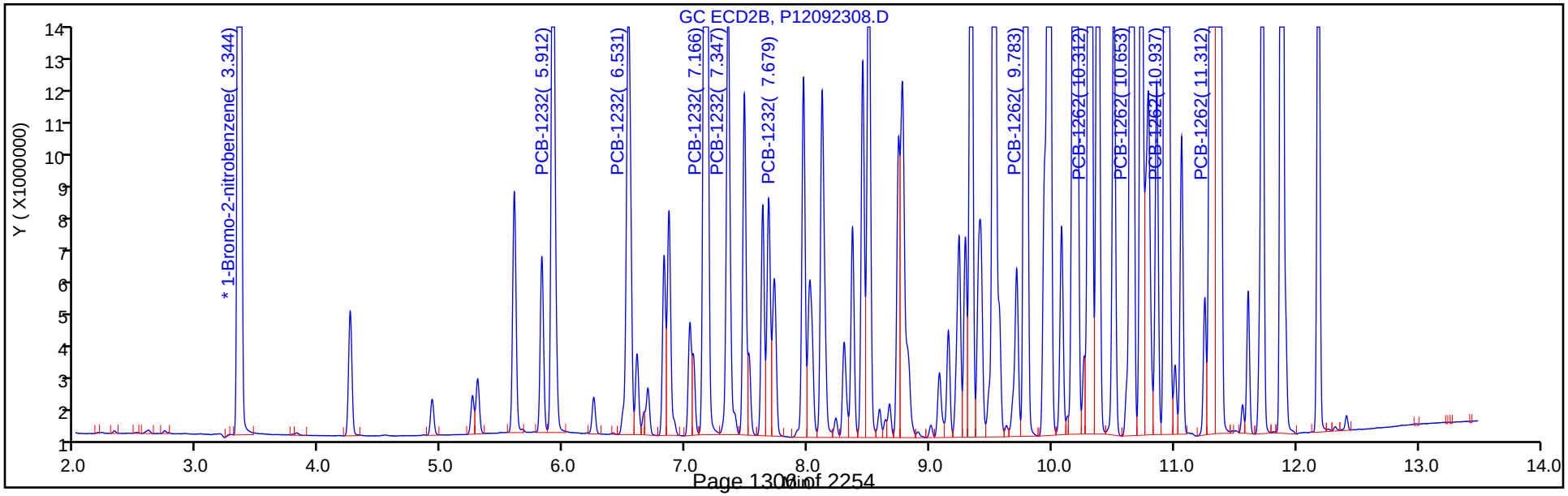

Eurofins TestAmerica, Canton
Target Compound Quantitation Report

Data File: \\chromna\Canton\ChromData\A2HP12\20190923-91295.b\P12092309.D
Lims ID: std15 1232 1262
Client ID:
Sample Type: IC Calib Level: 6
Inject. Date: 23-Sep-2019 14:44:09 ALS Bottle#: 9 Worklist Smp#: 9
Injection Vol: 1.0 ul Dil. Factor: 1.0000
Sample Info: 240-0091295-009
Operator ID: Instrument ID: A2HP12
Sublist: chrom-PCB12IS*sub1

Method: \\chromna\Canton\ChromData\A2HP12\20190923-91295.b\PCB12IS.m
Limit Group: GC 8082A IS
Last Update: 25-Sep-2019 07:32:39 Calib Date: 23-Sep-2019 23:14:55
Integrator: Falcon
Quant Method: Internal Standard Quant By: Initial Calibration
Last ICal File: \\chromna\Canton\ChromData\A2HP12\20190923-91295.b\P12092333.D

Column 1 : Det: GC ECD1A
Column 2 : Det: GC ecd2b
Process Host: CTX0326

First Level Reviewer: grantk Date: 25-Sep-2019 06:41:13

Col	RT (min.)	Exp RT (min.)	Dlt RT (min.)	Response	Cal Amt ng/ul	OnCol Amt ng/ul	Flags
* 14 1-Bromo-2-nitrobenzene							
1	2.822	2.823	-0.001	75816424	0.0500	0.0500	
2	3.345	3.344	0.000	98442273	0.0500	0.0500	
4 PCB-1232							
1	4.929	4.928	0.001	39195063	1.50	1.34	
1	5.500	5.499	0.001	26002868	1.50	1.46	
1	6.180	6.181	-0.001	69526174	1.50	1.43	
1	6.365	6.366	-0.001	28989418	1.50	1.43	
1	6.929	6.928	0.001	26722227	1.50	1.39	
		Average of Peak Amounts =				1.41	
2	5.912	5.913	-0.001	56342276	1.50	1.33	
2	6.529	6.531	-0.002	46083860	1.50	1.35	
2	7.165	7.168	-0.003	99581998	1.50	1.43	
2	7.346	7.348	-0.002	41909996	1.50	1.45	
2	7.679	7.680	-0.001	19945974	1.50	1.38	
		Average of Peak Amounts =				1.39	
						RPD = 1.51	

Col	RT (min.)	Exp RT (min.)	Dlt RT (min.)	Response	Cal Amt ng/ul	OnCol Amt ng/ul	Flags
9 PCB-1262							
1	8.811	8.813	-0.002	105900746	1.50	1.40	
1	9.280	9.283	-0.003	135865799	1.50	1.41	
1	9.564	9.565	-0.001	127214913	1.50	1.41	
1	9.931	9.933	-0.002	283485329	1.50	1.44	
1	10.302	10.304	-0.002	111079072	1.50	1.40	
		Average of Peak Amounts =				1.41	
2	9.783	9.784	-0.001	118140838	1.50	1.40	
2	10.310	10.312	-0.002	172932752	1.50	1.41	
2	10.653	10.654	-0.001	156342032	1.50	1.41	
2	10.936	10.938	-0.002	348215685	1.50	1.44	
2	11.313	11.313	0.000	248917256	1.50	1.44	
		Average of Peak Amounts =				1.42	
						RPD = 0.51	

Reagents:

SG3262@1.5PPM_00006 Amount Added: 1.00 Units: mL

Report Date: 25-Sep-2019 07:32:40 Chrom Revision: 2.3 17-Sep-2019 16:19:08

Eurofins TestAmerica, Canton

Data File: \\chromna\Canton\ChromData\A2HP12\20190923-91295.b\P12092309.D

Injection Date:	23-Sep-2019 14:44:09	Instrument ID:	A2HP12	Operator ID:	
Lims ID:	std15 1232 1262			Worklist Smp#:	9
Client ID:					
Injection Vol:	1.0 ul	Dil. Factor:	1.0000	ALS Bottle#:	9
Method:	PCB12IS	Limit Group:	GC 8082A IS		

Y Scaling: Method Defined: Set to Absolute Y Value

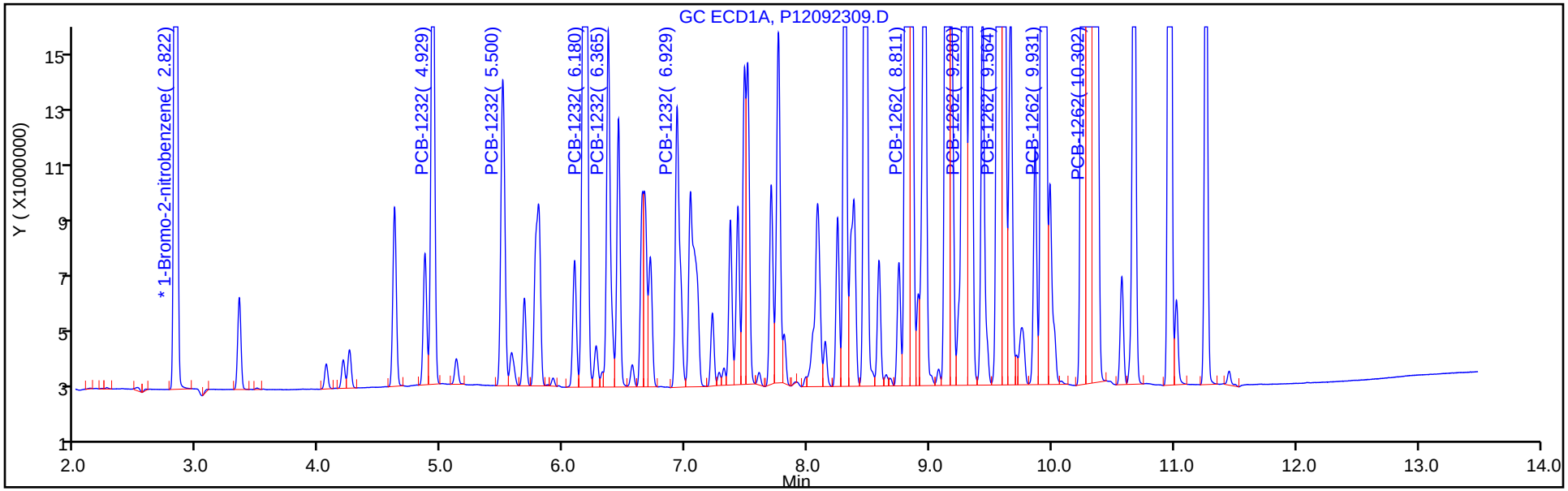

Y Scaling: Method Defined: Set to Absolute Y Value

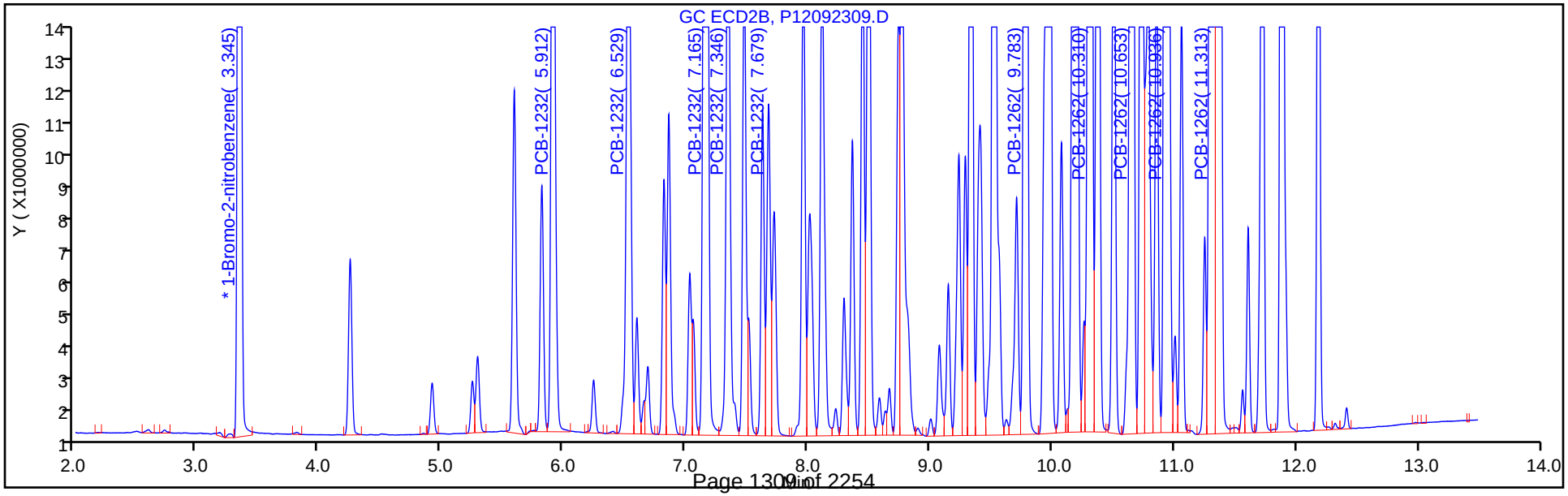

FORM VI
PCBS BY INTERNAL STANDARD - INITIAL CALIBRATION DATA
CURVE EVALUATION

Lab Name: Eurofins TestAmerica, Canton Job No.: 240-124062-1 Analy Batch No.: 401912

SDG No.:

Instrument ID: A2HP12 GC Column: CLP-1 (0.53 ID: 0.53(mm) Heated Purge: (Y/N) N

Calibration Start Date: 09/23/2019 15:05 Calibration End Date: 09/23/2019 16:52 Calibration ID: 53365

Calibration Files:

LEVEL:	LAB SAMPLE ID:	LAB FILE ID:
Level 1	STD005 240-401912/10	P12092310.D
Level 2	STD01 240-401912/11	P12092311.D
Level 3	STD02 240-401912/12	P12092312.D
Level 4	STD05 240-401912/13	P12092313.D
Level 5	STD1 240-401912/14	P12092314.D
Level 6	STD15 240-401912/15	P12092315.D

ANALYTE	RRF					CURVE TYPE	COEFFICIENT			#	MIN RRF	%RSD	#	MAX %RSD	R^2 OR COD	#	MIN R^2 OR COD
	LVL 1 LVL 6	LVL 2	LVL 3	LVL 4	LVL 5		B	M1	M2								
PCB-1242 Peak 1	0.0141 0.0119	0.0141	0.0134	0.0124	0.0122	Ave		0.0130				7.6		20.0			
PCB-1242 Peak 2	0.0173 0.0196	0.0192	0.0195	0.0219	0.0213	Ave		0.0198				8.4		20.0			
PCB-1242 Peak 3	0.0571 0.0543	0.0581	0.0563	0.0545	0.0550	Ave		0.0559				2.7		20.0			
PCB-1242 Peak 4	0.0241 0.0225	0.0252	0.0244	0.0231	0.0228	Ave		0.0237				4.4		20.0			
PCB-1242 Peak 5	0.0249 0.0229	0.0259	0.0247	0.0235	0.0234	Ave		0.0242				4.7		20.0			
PCB-1268 Peak 1	0.1476 0.1438	0.1503	0.1470	0.1417	0.1425	Ave		0.1455				2.3		20.0			
PCB-1268 Peak 2	0.1436 0.1389	0.1472	0.1437	0.1400	0.1422	Ave		0.1426				2.1		20.0			
PCB-1268 Peak 3	0.1247 0.1201	0.1271	0.1241	0.1200	0.1208	Ave		0.1228				2.4		20.0			
PCB-1268 Peak 4	0.0544 0.0517	0.0561	0.0538	0.0519	0.0519	Ave		0.0533				3.4		20.0			
PCB-1268 Peak 5	0.3998 0.4061	0.4163	0.4107	0.3994	0.4064	Ave		0.4064				1.6		20.0			

Note: The M1 coefficient is the same as Ave RRF for an Ave curve type.

FORM VI
PCBS BY INTERNAL STANDARD - INITIAL CALIBRATION DATA
RESPONSE AND CONCENTRATION

Lab Name: Eurofins TestAmerica, Canton Job No.: 240-124062-1 Analy Batch No.: 401912

SDG No.:

Instrument ID: A2HP12 GC Column: CLP-1 (0.53 ID: 0.53(mm) Heated Purge: (Y/N) N

Calibration Start Date: 09/23/2019 15:05 Calibration End Date: 09/23/2019 16:52 Calibration ID: 53365

Calibration Files:

LEVEL:	LAB SAMPLE ID:	LAB FILE ID:
Level 1	STD005 240-401912/10	P12092310.D
Level 2	STD01 240-401912/11	P12092311.D
Level 3	STD02 240-401912/12	P12092312.D
Level 4	STD05 240-401912/13	P12092313.D
Level 5	STD1 240-401912/14	P12092314.D
Level 6	STD15 240-401912/15	P12092315.D

ANALYTE	IS REF	CURVE TYPE	RESPONSE					CONCENTRATION (NG/UL)				
			LVL 1 LVL 6	LVL 2	LVL 3	LVL 4	LVL 5	LVL 1 LVL 6	LVL 2	LVL 3	LVL 4	LVL 5
PCB-1242 Peak 1	BNB	Ave	1046070 26700421	2074220	4403845	9382285	20165106	0.0500 1.50	0.100	0.200	0.500	1.00
PCB-1242 Peak 2	BNB	Ave	1280747 43946911	2814482	6410343	16547236	35296226	0.0500 1.50	0.100	0.200	0.500	1.00
PCB-1242 Peak 3	BNB	Ave	4227259 121852826	8518928	18450394	41077841	90988163	0.0500 1.50	0.100	0.200	0.500	1.00
PCB-1242 Peak 4	BNB	Ave	1786700 50421364	3693783	7994600	17399890	37763421	0.0500 1.50	0.100	0.200	0.500	1.00
PCB-1242 Peak 5	BNB	Ave	1841461 51390594	3806547	8110640	17743860	38718047	0.0500 1.50	0.100	0.200	0.500	1.00
PCB-1268 Peak 1	BNB	Ave	10932084 322681462	22047332	48211186	106867381	235691748	0.0500 1.50	0.100	0.200	0.500	1.00
PCB-1268 Peak 2	BNB	Ave	10637230 311712925	21589813	47124567	105585560	235250535	0.0500 1.50	0.100	0.200	0.500	1.00
PCB-1268 Peak 3	BNB	Ave	9232518 269499770	18641207	40689174	90505378	199925248	0.0500 1.50	0.100	0.200	0.500	1.00
PCB-1268 Peak 4	BNB	Ave	4025795 115929055	8233184	17633457	39139123	85792525	0.0500 1.50	0.100	0.200	0.500	1.00
PCB-1268 Peak 5	BNB	Ave	29611348 911132940	61074591	134689687	301182971	672373973	0.0500 1.50	0.100	0.200	0.500	1.00

Curve Type Legend:
Ave = Average ISTD

Eurofins TestAmerica, Canton
Target Compound Quantitation Report

Data File: \\chromna\Canton\ChromData\A2HP12\20190923-91295.b\P12092310.D
Lims ID: std005 1242 1268
Client ID:
Sample Type: IC Calib Level: 1
Inject. Date: 23-Sep-2019 15:05:32 ALS Bottle#: 10 Worklist Smp#: 10
Injection Vol: 1.0 ul Dil. Factor: 1.0000
Sample Info: 240-0091295-010
Operator ID: Instrument ID: A2HP12
Sublist: chrom-PCB12IS*sub2

Method: \\chromna\Canton\ChromData\A2HP12\20190923-91295.b\PCB12IS.m
Limit Group: GC 8082A IS
Last Update: 25-Sep-2019 07:32:44 Calib Date: 23-Sep-2019 23:14:55
Integrator: Falcon
Quant Method: Internal Standard Quant By: Initial Calibration
Last ICal File: \\chromna\Canton\ChromData\A2HP12\20190923-91295.b\P12092333.D

Column 1 : Det: GC ECD1A
Column 2 : Det: GC ecd2b
Process Host: CTX0326

First Level Reviewer: hassl Date: 24-Sep-2019 05:42:49

Col	RT (min.)	Exp RT (min.)	Dlt RT (min.)	Response	Cal Amt ng/ul	OnCol Amt ng/ul	Flags
* 14 1-Bromo-2-nitrobenzene							
1	2.823	2.823	-0.001	74058446	0.0500	0.0500	
2	3.344	3.344	0.000	99341463	0.0500	0.0500	
5 PCB-1242							
1	4.929	4.929	0.000	1046070	0.0500	0.0542	
1	5.503	5.503	0.000	1280747	0.0500	0.0436	
1	6.180	6.180	0.000	4227259	0.0500	0.0511	
1	6.366	6.366	0.000	1786700	0.0500	0.0510	
1	6.929	6.929	0.000	1841461	0.0500	0.0513	
		Average of Peak Amounts =				0.0502	
2	5.913	5.913	0.000	1604191	0.0500	0.0555	
2	6.530	6.530	0.000	3070017	0.0500	0.0557	
2	7.166	7.166	0.000	6206465	0.0500	0.0520	
2	7.347	7.347	0.000	2510172	0.0500	0.0520	
2	7.678	7.678	0.000	1467067	0.0500	0.0534	
		Average of Peak Amounts =				0.0537	
						RPD = 6.70	

Col	RT (min.)	Exp RT (min.)	Dlt RT (min.)	Response	Cal Amt ng/ul	OnCol Amt ng/ul	Flags
11 PCB-1268							
1	10.304	10.304	0.000	10932084	0.0500	0.0507	
1	10.349	10.349	0.000	10637230	0.0500	0.0504	
1	10.573	10.573	0.000	9232518	0.0500	0.0508	
1	10.966	10.966	0.000	4025795	0.0500	0.0510	
1	11.263	11.263	0.000	29611348	0.0500	0.0492	
		Average of Peak Amounts =				0.0504	
2	11.309	11.309	0.000	14147510	0.0500	0.0516	
2	11.355	11.355	0.000	13878028	0.0500	0.0509	
2	11.606	11.606	0.000	11860738	0.0500	0.0509	
2	11.882	11.882	0.000	5079840	0.0500	0.0515	
2	12.182	12.182	0.000	36618774	0.0500	0.0496	
		Average of Peak Amounts =				0.0509	
						RPD = 1.00	

Reagents:

SG4268@.05PPM_00016 Amount Added: 1.00 Units: mL

Report Date: 25-Sep-2019 07:32:45 Chrom Revision: 2.3 17-Sep-2019 16:19:08

Eurofins TestAmerica, Canton

Data File: \\chromna\Canton\ChromData\A2HP12\20190923-91295.b\P12092310.D

Injection Date: 23-Sep-2019 15:05:32 Instrument ID: A2HP12 Operator ID:

Lims ID: std005 1242 1268 Worklist Smp#: 10

Client ID:

Injection Vol: 1.0 ul Dil. Factor: 1.0000 ALS Bottle#: 10

Method: PCB12IS Limit Group: GC 8082A IS

Y Scaling: Method Defined: Set to Absolute Y Value

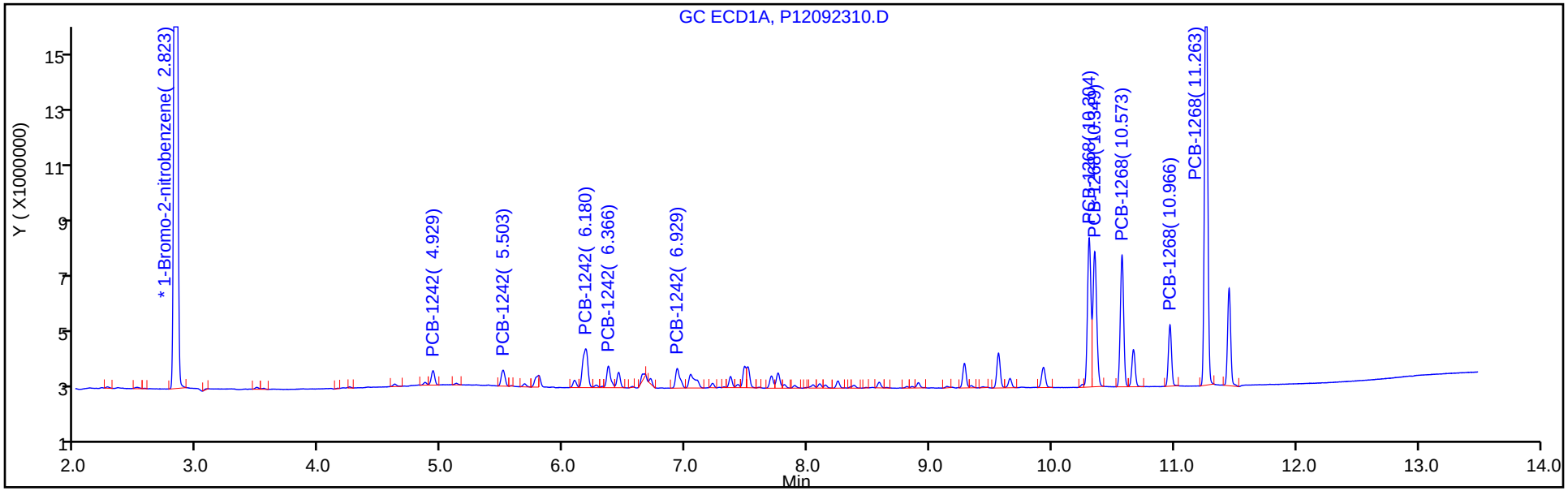

Y Scaling: Method Defined: Set to Absolute Y Value

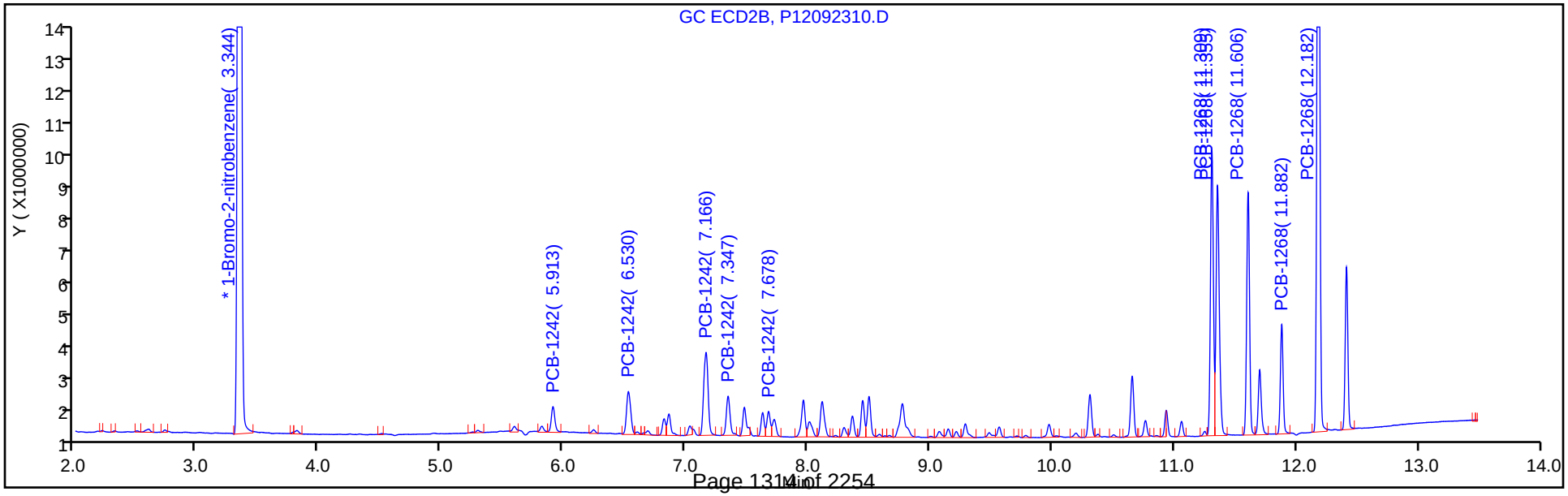

Eurofins TestAmerica, Canton
Target Compound Quantitation Report

Data File: \\chromna\Canton\ChromData\A2HP12\20190923-91295.b\P12092311.D
Lims ID: std01 1242 1268
Client ID:
Sample Type: IC Calib Level: 2
Inject. Date: 23-Sep-2019 15:26:50 ALS Bottle#: 11 Worklist Smp#: 11
Injection Vol: 1.0 ul Dil. Factor: 1.0000
Sample Info: 240-0091295-011
Operator ID: Instrument ID: A2HP12
Sublist: chrom-PCB12IS*sub2

Method: \\chromna\Canton\ChromData\A2HP12\20190923-91295.b\PCB12IS.m
Limit Group: GC 8082A IS
Last Update: 25-Sep-2019 07:32:49 Calib Date: 23-Sep-2019 23:14:55
Integrator: Falcon
Quant Method: Internal Standard Quant By: Initial Calibration
Last ICal File: \\chromna\Canton\ChromData\A2HP12\20190923-91295.b\P12092333.D

Column 1 : Det: GC ECD1A
Column 2 : Det: GC ecd2b
Process Host: CTX0326

First Level Reviewer: hassl Date: 24-Sep-2019 05:43:21

Col	RT (min.)	Exp RT (min.)	Dlt RT (min.)	Response	Cal Amt ng/ul	OnCol Amt ng/ul	Flags
* 14 1-Bromo-2-nitrobenzene							
1	2.822	2.823	-0.001	73358803	0.0500	0.0500	
2	3.344	3.344	0.000	99007121	0.0500	0.0500	
5 PCB-1242							M
1	4.929	4.929	0.000	2074220	0.1000	0.1084	
1	5.503	5.503	0.000	2814482	0.1000	0.0968	
1	6.182	6.180	0.002	8518928	0.1000	0.1039	M
1	6.366	6.366	0.000	3693783	0.1000	0.1063	M
1	6.929	6.929	0.000	3806547	0.1000	0.1071	M
		Average of Peak Amounts =				0.1045	
2	5.912	5.913	-0.001	3217409	0.1000	0.1117	
2	6.530	6.530	0.000	6068008	0.1000	0.1105	
2	7.165	7.166	-0.001	12587691	0.1000	0.1058	
2	7.347	7.347	0.000	4944001	0.1000	0.1028	
2	7.680	7.678	0.002	2985130	0.1000	0.1090	
		Average of Peak Amounts =				0.1079	
						RPD = 3.22	

Col	RT (min.)	Exp RT (min.)	Dlt RT (min.)	Response	Cal Amt ng/ul	OnCol Amt ng/ul	Flags
11 PCB-1268							
1	10.306	10.304	0.002	22047332	0.1000	0.1033	
1	10.352	10.349	0.003	21589813	0.1000	0.1032	
1	10.573	10.573	0.000	18641207	0.1000	0.1035	
1	10.966	10.966	0.000	8233184	0.1000	0.1053	
1	11.262	11.263	-0.001	61074591	0.1000	0.1024	
		Average of Peak Amounts =				0.1035	
2	11.310	11.309	0.001	28658841	0.1000	0.1049	
2	11.357	11.355	0.002	28276462	0.1000	0.1042	
2	11.607	11.606	0.001	24106993	0.1000	0.1038	
2	11.882	11.882	0.000	10260892	0.1000	0.1044	
2	12.182	12.182	0.000	75480944	0.1000	0.1027	
		Average of Peak Amounts =				0.1040	
						RPD = 0.42	

QC Flag Legend

Review Flags

M - Manually Integrated

Reagents:

SG4268@.1PPM_00016 Amount Added: 1.00 Units: mL

Report Date: 25-Sep-2019 07:32:50 Chrom Revision: 2.3 17-Sep-2019 16:19:08

Eurofins TestAmerica, Canton

Data File: \\chromna\Canton\ChromData\A2HP12\20190923-91295.b\P12092311.D

Injection Date:	23-Sep-2019 15:26:50	Instrument ID:	A2HP12	Operator ID:	
Lims ID:	std01 1242 1268			Worklist Smp#:	11
Client ID:					
Injection Vol:	1.0 ul	Dil. Factor:	1.0000	ALS Bottle#:	11
Method:	PCB12IS	Limit Group:	GC 8082A IS		

Y Scaling: Method Defined: Set to Absolute Y Value

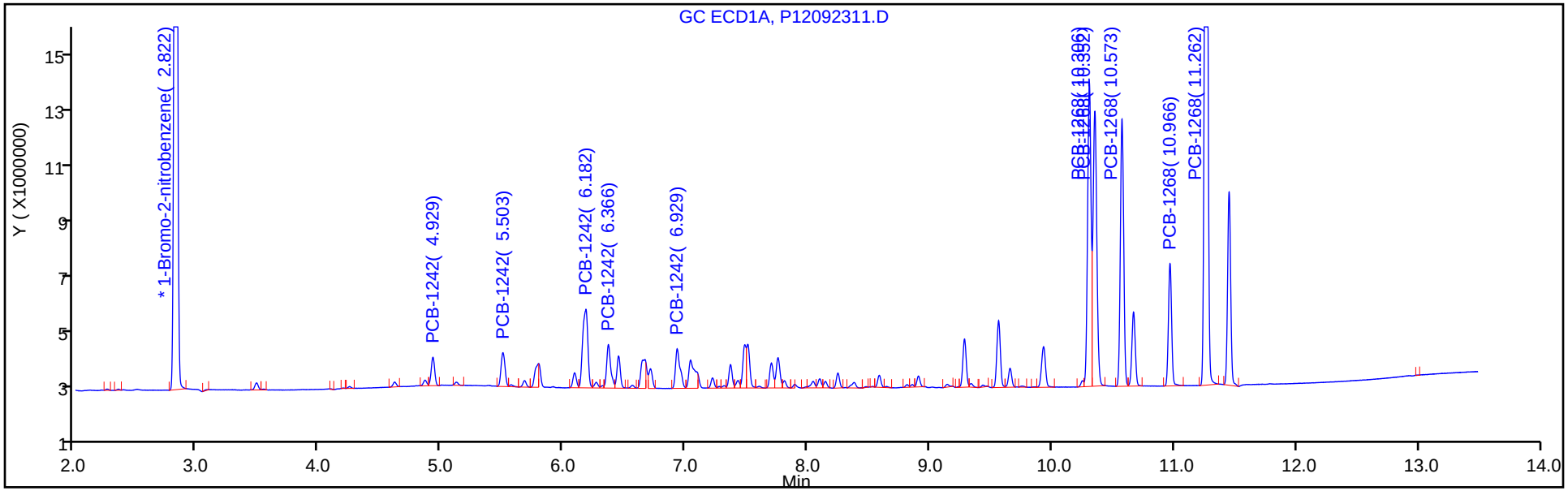

Y Scaling: Method Defined: Set to Absolute Y Value

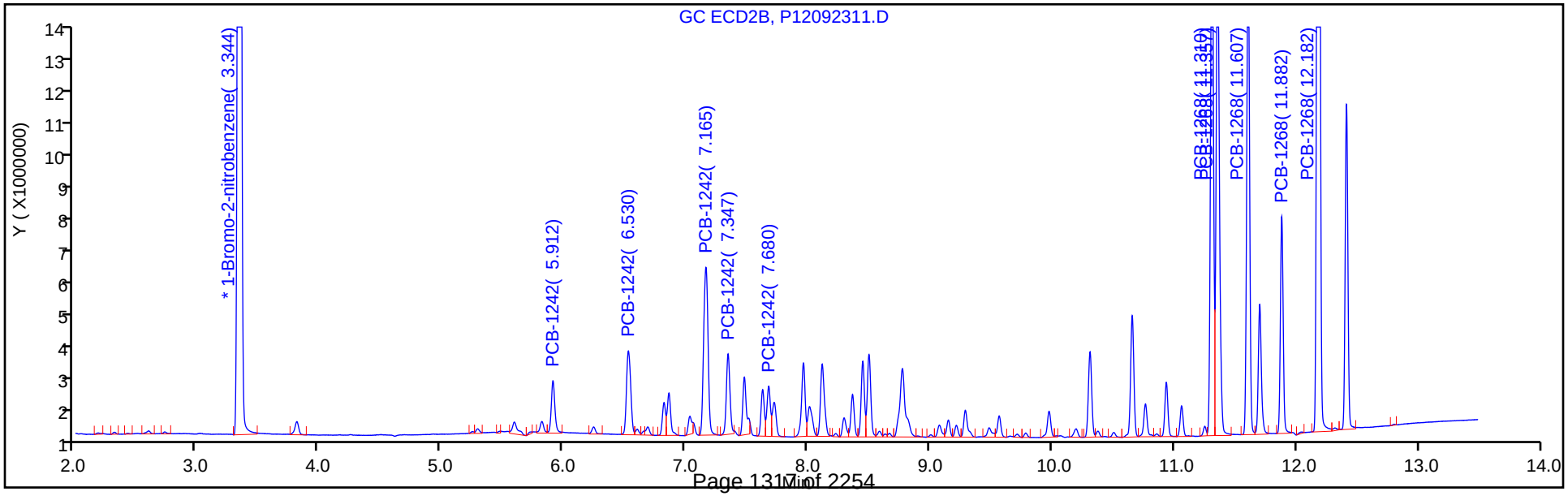

Report Date: 25-Sep-2019 07:32:50 Chrom Revision: 2.3 17-Sep-2019 16:19:08

Eurofins TestAmerica, Canton

Data File: \\chromna\Canton\ChromData\A2HP12\20190923-91295.b\P12092311.D

Injection Date: 23-Sep-2019 15:26:50 Instrument ID: A2HP12

Lims ID: std01 1242 1268

Client ID:

Operator ID: ALS Bottle#: 11 Worklist Smp#: 11

Injection Vol: 1.0 ul Dil. Factor: 1.0000

Method: PCB12IS Limit Group: GC 8082A IS

Column: Detector GC ECD1A

5 PCB-1242, CAS: 53469-21-9

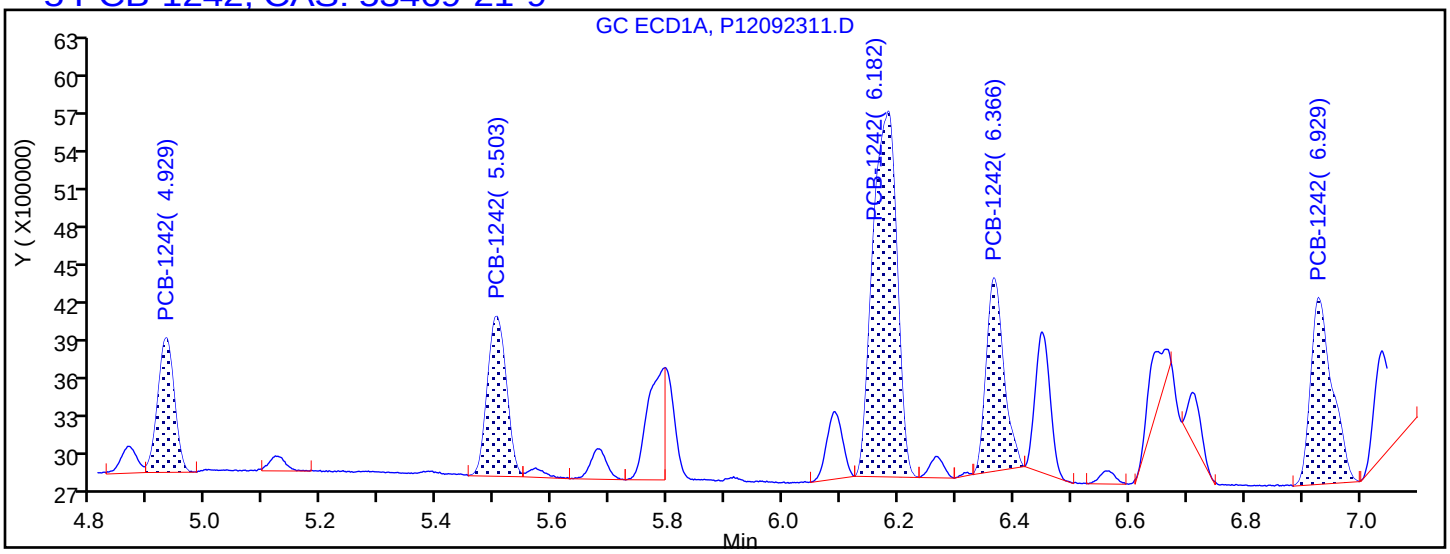

Processing Integration Results

4.929	Response = 2074220
5.503	Response = 2814482
6.182	Response = 8216936
6.366	Response = 3148869
6.929	Response = 3741784

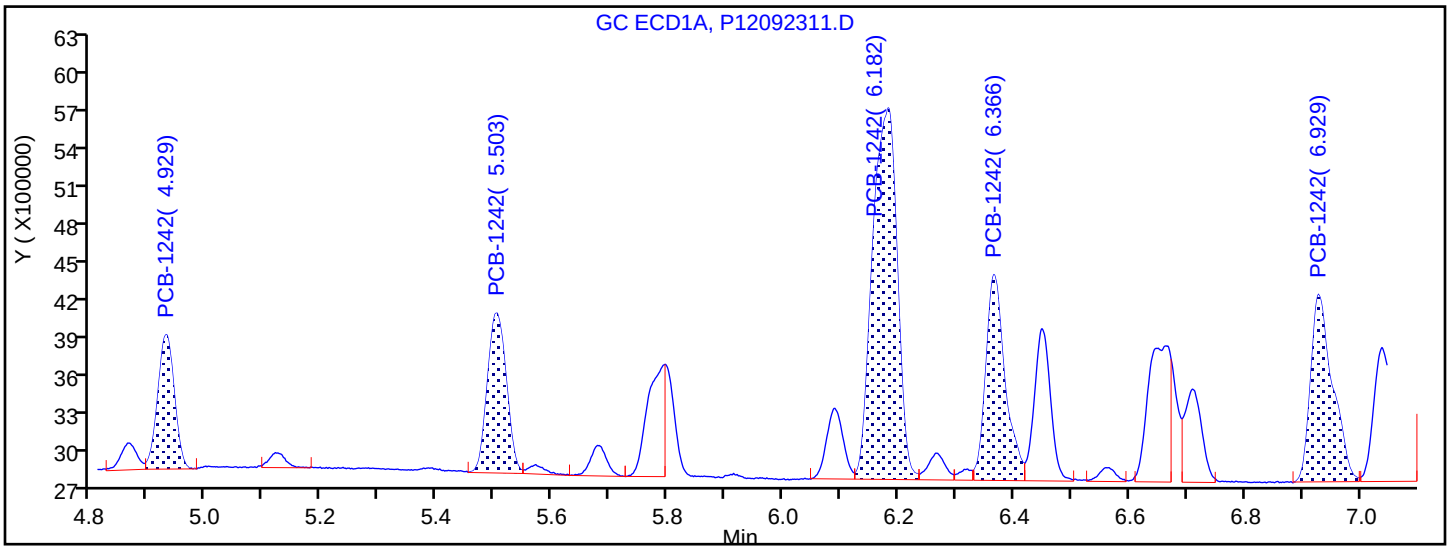

Manual Integration Results

4.929	Response = 2074220	
5.503	Response = 2814482	
6.182	Response = 8518928	M
6.366	Response = 3693783	M
6.929	Response = 3806547	M

Reviewer: hassl, 24-Sep-2019 05:43:10

Audit Action: Assigned New Baseline Audit Reason: Baseline Smoothing

Eurofins TestAmerica, Canton
Target Compound Quantitation Report

Data File: \\chromna\Canton\ChromData\A2HP12\20190923-91295.b\P12092312.D
Lims ID: std02 1242 1268
Client ID:
Sample Type: IC Calib Level: 3
Inject. Date: 23-Sep-2019 15:48:07 ALS Bottle#: 12 Worklist Smp#: 12
Injection Vol: 1.0 ul Dil. Factor: 1.0000
Sample Info: 240-0091295-012
Operator ID: Instrument ID: A2HP12
Sublist: chrom-PCB12IS*sub2

Method: \\chromna\Canton\ChromData\A2HP12\20190923-91295.b\PCB12IS.m
Limit Group: GC 8082A IS
Last Update: 25-Sep-2019 07:32:54 Calib Date: 23-Sep-2019 23:14:55
Integrator: Falcon
Quant Method: Internal Standard Quant By: Initial Calibration
Last ICal File: \\chromna\Canton\ChromData\A2HP12\20190923-91295.b\P12092333.D

Column 1 : Det: GC ECD1A
Column 2 : Det: GC ecd2b
Process Host: CTX0326

First Level Reviewer: grantk Date: 25-Sep-2019 06:45:51

Col	RT (min.)	Exp RT (min.)	Dlt RT (min.)	Response	Cal Amt ng/ul	OnCol Amt ng/ul	Flags
* 14 1-Bromo-2-nitrobenzene							
1	2.821	2.823	-0.002	81991651	0.0500	0.0500	
2	3.344	3.344	-0.001	109436108	0.0500	0.0500	
5 PCB-1242							
1	4.929	4.929	0.000	4403845	0.2000	0.2060	
1	5.502	5.503	-0.001	6410343	0.2000	0.1973	
1	6.181	6.180	0.001	18450394	0.2000	0.2014	
1	6.365	6.366	-0.001	7994600	0.2000	0.2059	
1	6.930	6.929	0.001	8110640	0.2000	0.2041	
		Average of Peak Amounts =				0.2030	
2	5.912	5.913	-0.001	6613722	0.2000	0.2077	
2	6.530	6.530	0.000	12719420	0.2000	0.2095	
2	7.165	7.166	-0.001	27104049	0.2000	0.2061	
2	7.346	7.347	-0.001	11278822	0.2000	0.2121	
2	7.679	7.678	0.001	6181473	0.2000	0.2042	
		Average of Peak Amounts =				0.2079	
						RPD = 2.42	

Col	RT (min.)	Exp RT (min.)	Dlt RT (min.)	Response	Cal Amt ng/ul	OnCol Amt ng/ul	Flags
11 PCB-1268							
1	10.304	10.304	0.000	48211186	0.2000	0.2021	
1	10.350	10.349	0.001	47124567	0.2000	0.2015	
1	10.573	10.573	0.000	40689174	0.2000	0.2021	
1	10.965	10.966	-0.001	17633457	0.2000	0.2018	
1	11.262	11.263	-0.001	134689687	0.2000	0.2021	
		Average of Peak Amounts =				0.2019	
2	11.310	11.309	0.001	61837733	0.2000	0.2047	
2	11.356	11.355	0.001	61506561	0.2000	0.2050	
2	11.607	11.606	0.001	52414335	0.2000	0.2041	
2	11.881	11.882	-0.001	22191649	0.2000	0.2043	
2	12.182	12.182	0.000	165123892	0.2000	0.2032	
		Average of Peak Amounts =				0.2043	
						RPD = 1.15	

Reagents:

SG4268@.2PPM_00016 Amount Added: 1.00 Units: mL

Report Date: 25-Sep-2019 07:32:55 Chrom Revision: 2.3 17-Sep-2019 16:19:08

Eurofins TestAmerica, Canton

Data File: \\chromna\Canton\ChromData\A2HP12\20190923-91295.b\P12092312.D

Injection Date:	23-Sep-2019 15:48:07	Instrument ID:	A2HP12	Operator ID:	
Lims ID:	std02 1242 1268			Worklist Smp#:	12
Client ID:					
Injection Vol:	1.0 ul	Dil. Factor:	1.0000	ALS Bottle#:	12
Method:	PCB12IS	Limit Group:	GC 8082A IS		

Y Scaling: Method Defined: Set to Absolute Y Value

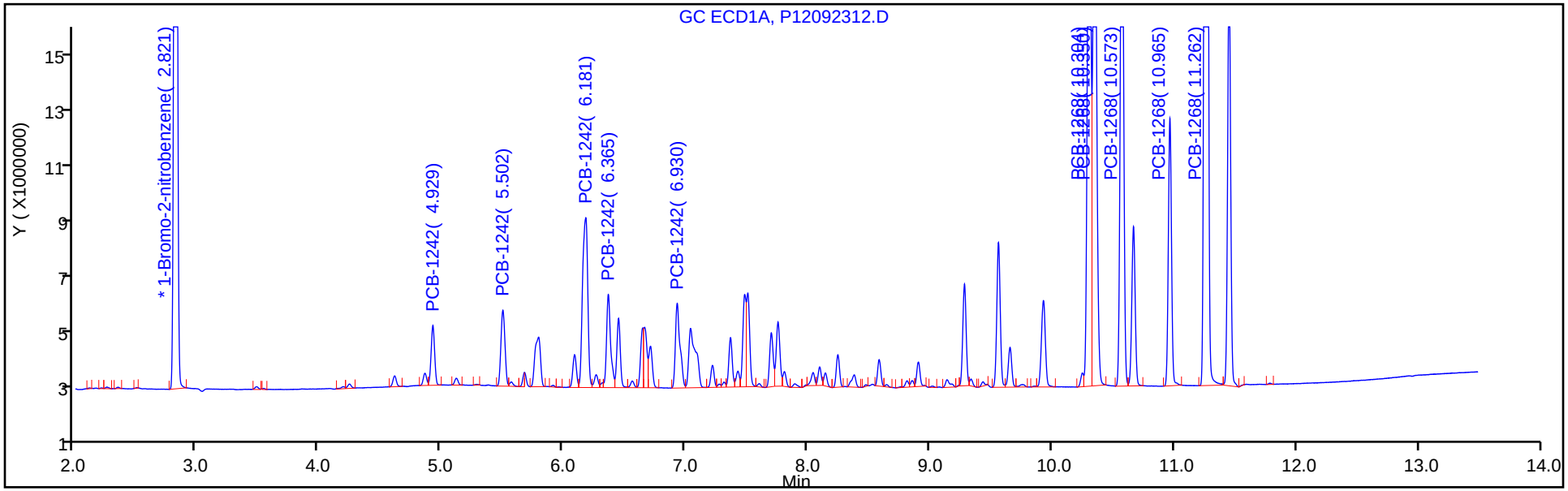

Y Scaling: Method Defined: Set to Absolute Y Value

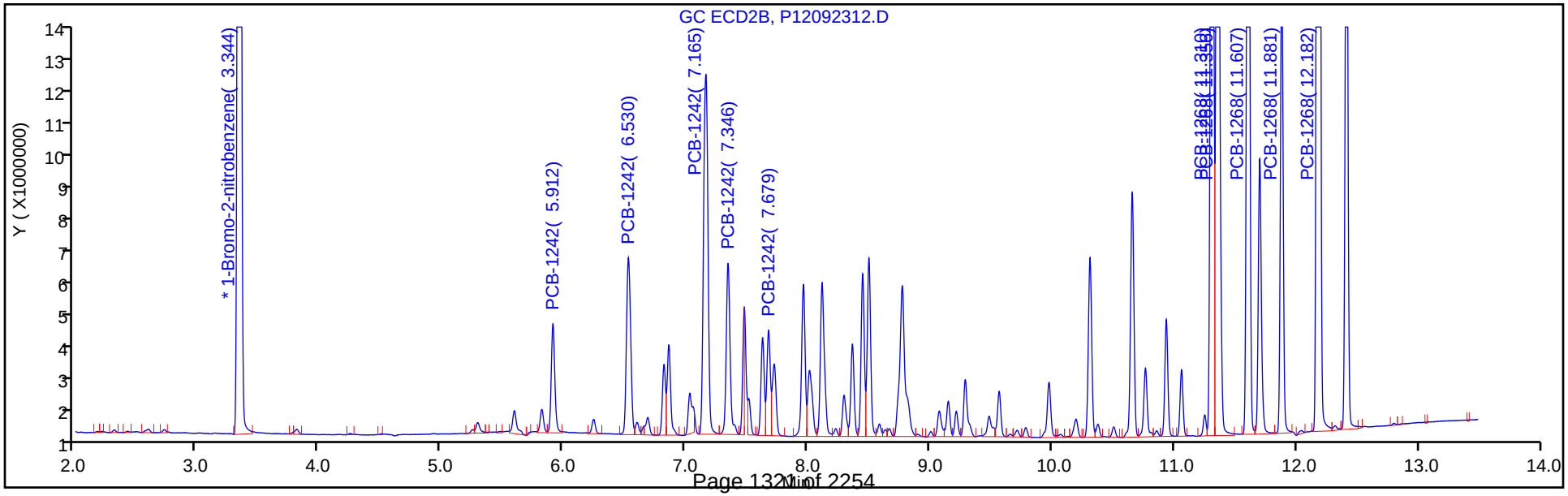

Eurofins TestAmerica, Canton
Target Compound Quantitation Report

Data File: \\chromna\Canton\ChromData\A2HP12\20190923-91295.b\P12092313.D
Lims ID: std05 1242 1268
Client ID:
Sample Type: IC Calib Level: 4
Inject. Date: 23-Sep-2019 16:09:30 ALS Bottle#: 13 Worklist Smp#: 13
Injection Vol: 1.0 ul Dil. Factor: 1.0000
Sample Info: 240-0091295-013
Operator ID: Instrument ID: A2HP12
Sublist: chrom-PCB12IS*sub2

Method: \\chromna\Canton\ChromData\A2HP12\20190923-91295.b\PCB12IS.m
Limit Group: GC 8082A IS
Last Update: 25-Sep-2019 07:32:59 Calib Date: 23-Sep-2019 23:14:55
Integrator: Falcon
Quant Method: Internal Standard Quant By: Initial Calibration
Last ICal File: \\chromna\Canton\ChromData\A2HP12\20190923-91295.b\P12092333.D

Column 1 : Det: GC ECD1A
Column 2 : Det: GC ecd2b
Process Host: CTX0326

First Level Reviewer: grantk Date: 25-Sep-2019 06:47:10

Col	RT (min.)	Exp RT (min.)	Dlt RT (min.)	Response	Cal Amt ng/ul	OnCol Amt ng/ul	Flags
* 14 1-Bromo-2-nitrobenzene							
1	2.823	2.823	-0.001	75415963	0.0500	0.0500	
2	3.344	3.344	0.000	101122627	0.0500	0.0500	
5 PCB-1242							
1	4.928	4.929	-0.001	9382285	0.5000	0.4771	
1	5.501	5.503	-0.002	16547236	0.5000	0.5537	
1	6.181	6.180	0.001	41077841	0.5000	0.4875	
1	6.366	6.366	0.000	17399890	0.5000	0.4873	
1	6.929	6.929	0.000	17743860	0.5000	0.4855	
		Average of Peak Amounts =				0.4982	
2	5.912	5.913	-0.001	13846080	0.5000	0.4706	
2	6.531	6.530	0.001	26819635	0.5000	0.4780	
2	7.165	7.166	-0.001	59720583	0.5000	0.4916	
2	7.347	7.347	0.000	24790956	0.5000	0.5045	
2	7.678	7.678	0.000	13635258	0.5000	0.4874	
		Average of Peak Amounts =				0.4864	
						RPD = 2.40	

Col	RT (min.)	Exp RT (min.)	Dlt RT (min.)	Response	Cal Amt ng/ul	OnCol Amt ng/ul	Flags
11 PCB-1268							
1	10.303	10.304	-0.001	106867381	0.5000	0.4870	
1	10.348	10.349	-0.001	105585560	0.5000	0.4909	
1	10.572	10.573	-0.001	90505378	0.5000	0.4887	
1	10.964	10.966	-0.002	39139123	0.5000	0.4871	
1	11.261	11.263	-0.002	301182971	0.5000	0.4913	
		Average of Peak Amounts =				0.4890	
2	11.310	11.309	0.001	135781125	0.5000	0.4864	
2	11.356	11.355	0.001	136404269	0.5000	0.4919	
2	11.606	11.606	0.000	116509851	0.5000	0.4910	
2	11.881	11.882	-0.001	48973029	0.5000	0.4880	
2	12.181	12.182	-0.001	368172491	0.5000	0.4904	
		Average of Peak Amounts =				0.4895	
						RPD = 0.11	

Reagents:

SG4268@0.5PPM_00035 Amount Added: 1.00 Units: mL

Report Date: 25-Sep-2019 07:33:00 Chrom Revision: 2.3 17-Sep-2019 16:19:08

Eurofins TestAmerica, Canton

Data File: \\chromna\Canton\ChromData\A2HP12\20190923-91295.b\P12092313.D

Injection Date:	23-Sep-2019 16:09:30	Instrument ID:	A2HP12	Operator ID:	
Lims ID:	std05 1242 1268			Worklist Smp#:	13
Client ID:					
Injection Vol:	1.0 ul	Dil. Factor:	1.0000	ALS Bottle#:	13
Method:	PCB12IS	Limit Group:	GC 8082A IS		

Y Scaling: Method Defined: Set to Absolute Y Value

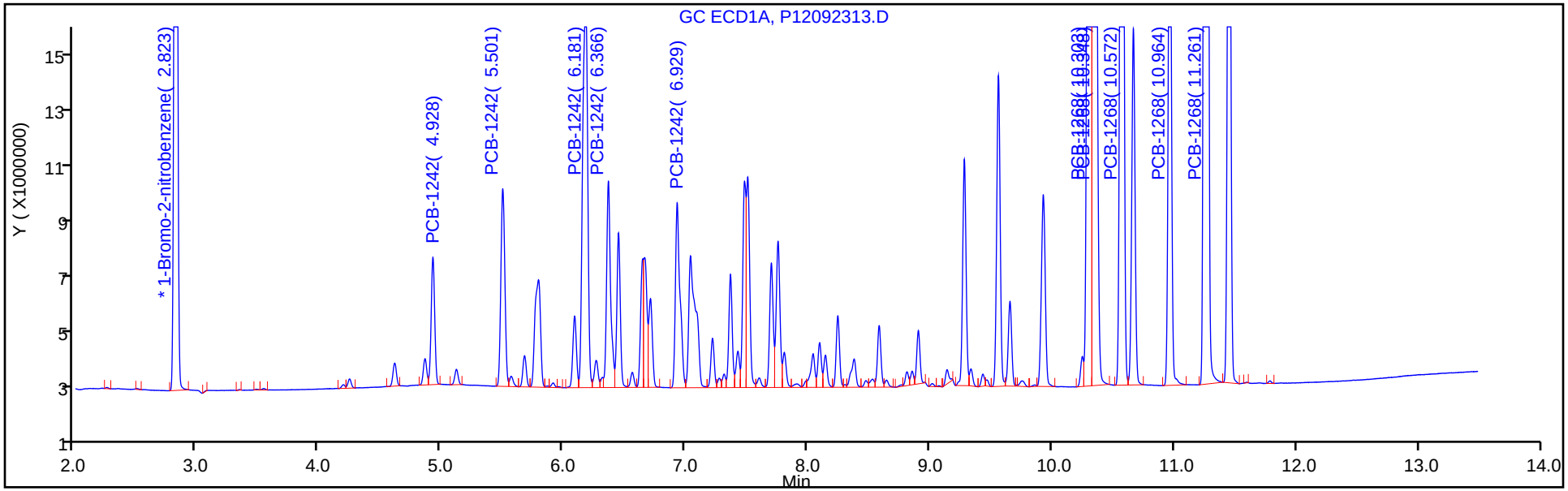

Y Scaling: Method Defined: Set to Absolute Y Value

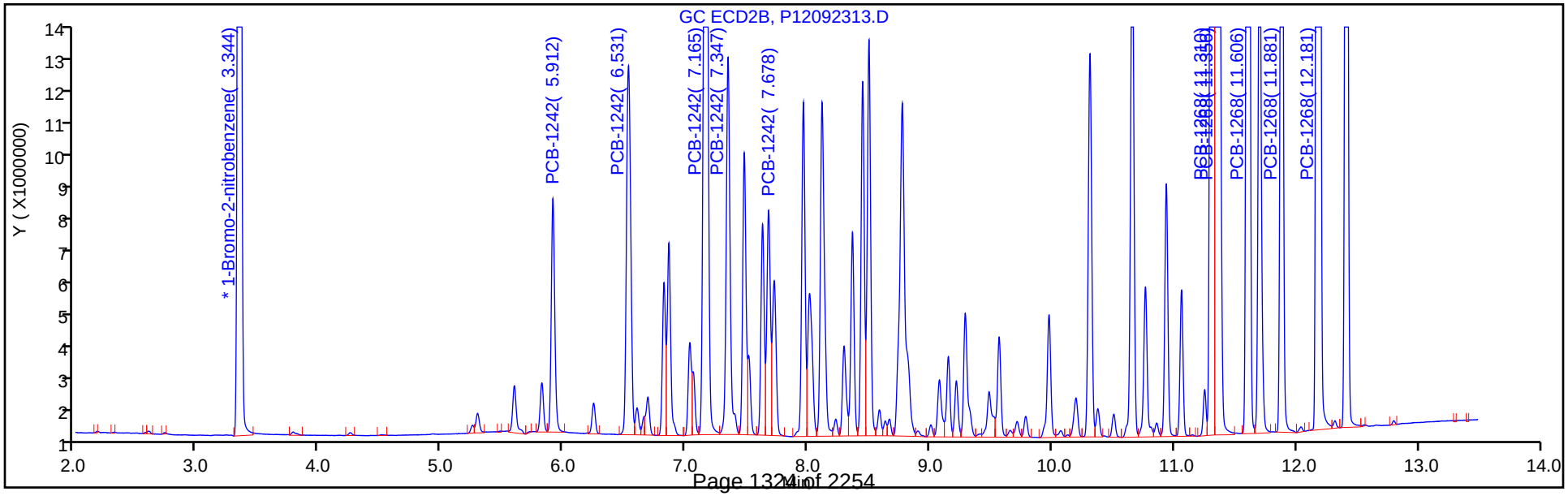

Eurofins TestAmerica, Canton
Target Compound Quantitation Report

Data File: \\chromna\Canton\ChromData\A2HP12\20190923-91295.b\P12092314.D
Lims ID: std1 1242 1268
Client ID:
Sample Type: IC Calib Level: 5
Inject. Date: 23-Sep-2019 16:30:47 ALS Bottle#: 14 Worklist Smp#: 14
Injection Vol: 1.0 ul Dil. Factor: 1.0000
Sample Info: 240-0091295-014
Operator ID: Instrument ID: A2HP12
Sublist: chrom-PCB12IS*sub2

Method: \\chromna\Canton\ChromData\A2HP12\20190923-91295.b\PCB12IS.m
Limit Group: GC 8082A IS
Last Update: 25-Sep-2019 07:33:06 Calib Date: 23-Sep-2019 23:14:55
Integrator: Falcon
Quant Method: Internal Standard Quant By: Initial Calibration
Last ICal File: \\chromna\Canton\ChromData\A2HP12\20190923-91295.b\P12092333.D

Column 1 : Det: GC ECD1A
Column 2 : Det: GC ecd2b
Process Host: CTX0326

First Level Reviewer: grantk Date: 25-Sep-2019 06:47:27

Col	RT (min.)	Exp RT (min.)	Dlt RT (min.)	Response	Cal Amt ng/ul	OnCol Amt ng/ul	Flags
* 14 1-Bromo-2-nitrobenzene							
1	2.822	2.823	-0.001	82723315	0.0500	0.0500	
2	3.344	3.344	0.000	111407761	0.0500	0.0500	
5 PCB-1242							
1	4.929	4.929	0.000	20165106	1.00	0.9349	
1	5.501	5.503	-0.002	35296226	1.00	1.08	
1	6.181	6.180	0.001	90988163	1.00	0.9845	
1	6.365	6.366	-0.001	37763421	1.00	0.9641	
1	6.929	6.929	0.000	38718047	1.00	0.9659	
		Average of Peak Amounts =				0.9852	
2	5.911	5.913	-0.002	29708836	1.00	0.9166	
2	6.530	6.530	0.000	56110362	1.00	0.9077	
2	7.164	7.166	-0.002	128428368	1.00	0.9595	
2	7.346	7.347	-0.001	51171264	1.00	0.9452	
2	7.679	7.678	0.001	29053126	1.00	0.9427	
		Average of Peak Amounts =				0.9343	
						RPD = 5.30	

Col	RT (min.)	Exp RT (min.)	Dlt RT (min.)	Response	Cal Amt ng/ul	OnCol Amt ng/ul	Flags
11 PCB-1268							
1	10.303	10.304	-0.001	235691748	1.00	0.9792	
1	10.348	10.349	-0.001	235250535	1.00	1.00	
1	10.572	10.573	-0.001	199925248	1.00	0.9841	
1	10.965	10.966	-0.001	85792525	1.00	0.9733	
1	11.262	11.263	-0.001	672373973	1.00	1.00	
		Average of Peak Amounts =				0.9867	
2	11.310	11.309	0.001	297615351	1.00	0.9677	
2	11.356	11.355	0.001	296599539	1.00	0.9709	
2	11.606	11.606	0.000	255397343	1.00	0.9769	
2	11.881	11.882	-0.001	107179972	1.00	0.9695	
2	12.181	12.182	-0.001	822710334	1.00	0.99	
		Average of Peak Amounts =				0.9759	
						RPD = 1.10	

Reagents:

SG42/68@1.0PP_00028 Amount Added: 1.00 Units: mL

Report Date: 25-Sep-2019 07:33:07 Chrom Revision: 2.3 17-Sep-2019 16:19:08

Eurofins TestAmerica, Canton

Data File: \\chromna\Canton\ChromData\A2HP12\20190923-91295.b\P12092314.D

Injection Date:	23-Sep-2019 16:30:47	Instrument ID:	A2HP12	Operator ID:	
Lims ID:	std1 1242 1268			Worklist Smp#:	14
Client ID:					
Injection Vol:	1.0 ul	Dil. Factor:	1.0000	ALS Bottle#:	14
Method:	PCB12IS	Limit Group:	GC 8082A IS		

Y Scaling: Method Defined: Set to Absolute Y Value

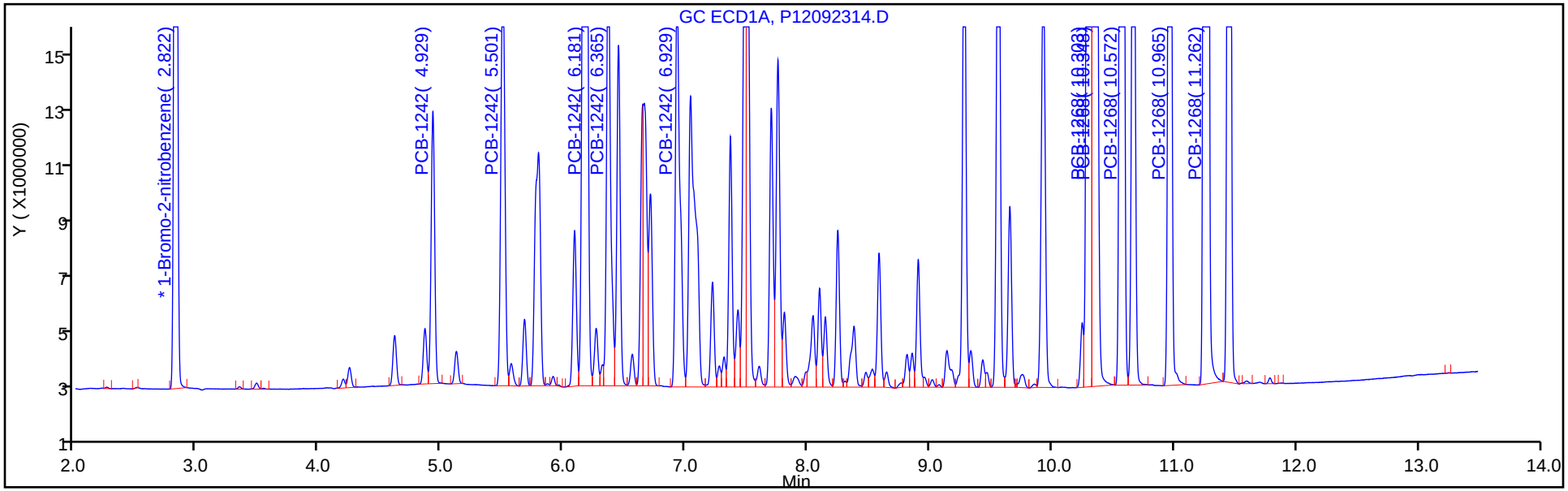

Y Scaling: Method Defined: Set to Absolute Y Value

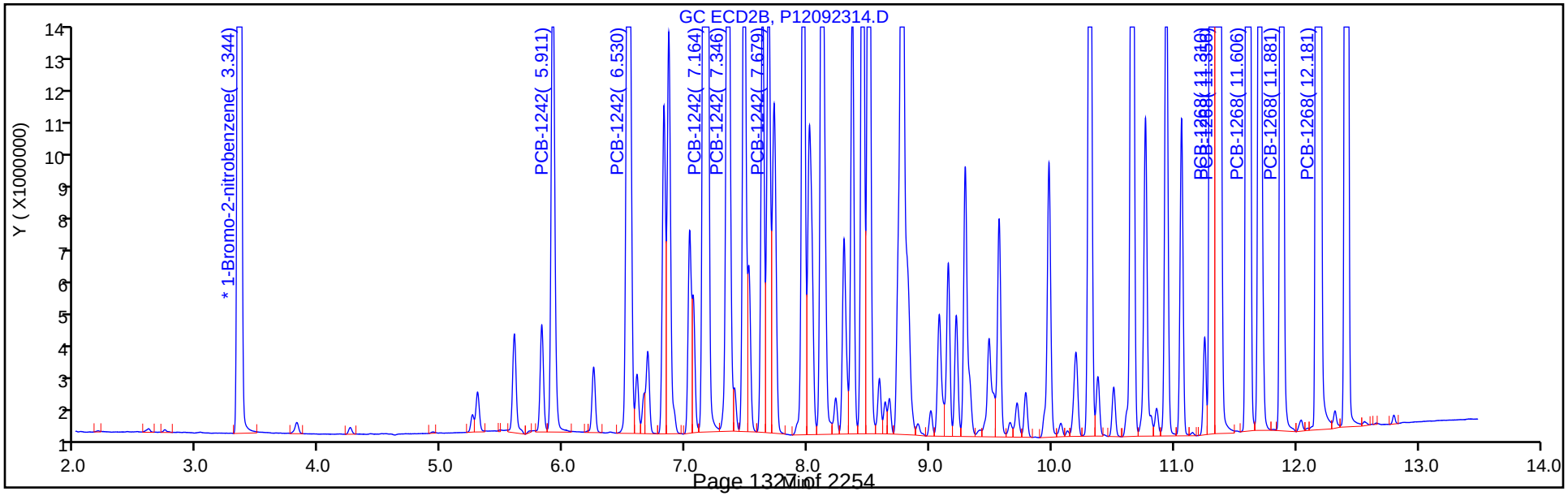

Eurofins TestAmerica, Canton
Target Compound Quantitation Report

Data File: \\chromna\Canton\ChromData\A2HP12\20190923-91295.b\P12092315.D
Lims ID: std15 1242 1268
Client ID:
Sample Type: IC Calib Level: 6
Inject. Date: 23-Sep-2019 16:52:06 ALS Bottle#: 15 Worklist Smp#: 15
Injection Vol: 1.0 ul Dil. Factor: 1.0000
Sample Info: 240-0091295-015
Operator ID: Instrument ID: A2HP12
Sublist: chrom-PCB12IS*sub2

Method: \\chromna\Canton\ChromData\A2HP12\20190923-91295.b\PCB12IS.m
Limit Group: GC 8082A IS
Last Update: 25-Sep-2019 07:33:14 Calib Date: 23-Sep-2019 23:14:55
Integrator: Falcon
Quant Method: Internal Standard Quant By: Initial Calibration
Last ICal File: \\chromna\Canton\ChromData\A2HP12\20190923-91295.b\P12092333.D

Column 1 : Det: GC ECD1A
Column 2 : Det: GC ecd2b
Process Host: CTX0326

First Level Reviewer: grantk Date: 25-Sep-2019 06:47:47

Col	RT (min.)	Exp RT (min.)	Dlt RT (min.)	Response	Cal Amt ng/ul	OnCol Amt ng/ul	Flags
* 14 1-Bromo-2-nitrobenzene							
1	2.823	2.823	-0.001	74786957	0.0500	0.0500	
2	3.344	3.344	0.000	101468512	0.0500	0.0500	
5 PCB-1242							
1	4.929	4.929	0.000	26700421	1.50	1.37	
1	5.501	5.503	-0.002	43946911	1.50	1.48	
1	6.181	6.180	0.001	121852826	1.50	1.46	
1	6.365	6.366	-0.001	50421364	1.50	1.42	
1	6.929	6.929	0.000	51390594	1.50	1.42	
		Average of Peak Amounts =				1.43	
2	5.912	5.913	-0.001	38816830	1.50	1.31	
2	6.530	6.530	0.000	73497778	1.50	1.31	
2	7.164	7.166	-0.002	169769184	1.50	1.39	
2	7.346	7.347	-0.001	67897169	1.50	1.38	
2	7.678	7.678	0.000	38054417	1.50	1.36	
		Average of Peak Amounts =				1.35	
						RPD = 5.85	

Col	RT (min.)	Exp RT (min.)	Dlt RT (min.)	Response	Cal Amt ng/ul	OnCol Amt ng/ul	Flags
11 PCB-1268							
1	10.303	10.304	-0.001	322681462	1.50	1.48	
1	10.348	10.349	-0.001	311712925	1.50	1.46	
1	10.571	10.573	-0.002	269499770	1.50	1.47	
1	10.965	10.966	-0.001	115929055	1.50	1.45	
1	11.261	11.263	-0.002	911132940	1.50	1.50	
		Average of Peak Amounts =				1.47	
2	11.310	11.309	0.001	401582999	1.50	1.43	
2	11.356	11.355	0.001	400621211	1.50	1.44	
2	11.606	11.606	0.000	344871774	1.50	1.45	
2	11.880	11.882	-0.002	144670526	1.50	1.44	
2	12.182	12.182	0.000	1117353145	1.50	1.48	
		Average of Peak Amounts =				1.45	
						RPD = 1.69	

Reagents:

SG4268@1.5PPM_00007 Amount Added: 1.00 Units: mL

Report Date: 25-Sep-2019 07:33:15 Chrom Revision: 2.3 17-Sep-2019 16:19:08

Eurofins TestAmerica, Canton

Data File: \\chromna\Canton\ChromData\A2HP12\20190923-91295.b\P12092315.D

Injection Date:	23-Sep-2019 16:52:06	Instrument ID:	A2HP12	Operator ID:	
Lims ID:	std15 1242 1268			Worklist Smp#:	15
Client ID:					
Injection Vol:	1.0 ul	Dil. Factor:	1.0000	ALS Bottle#:	15
Method:	PCB12IS	Limit Group:	GC 8082A IS		

Y Scaling: Method Defined: Set to Absolute Y Value

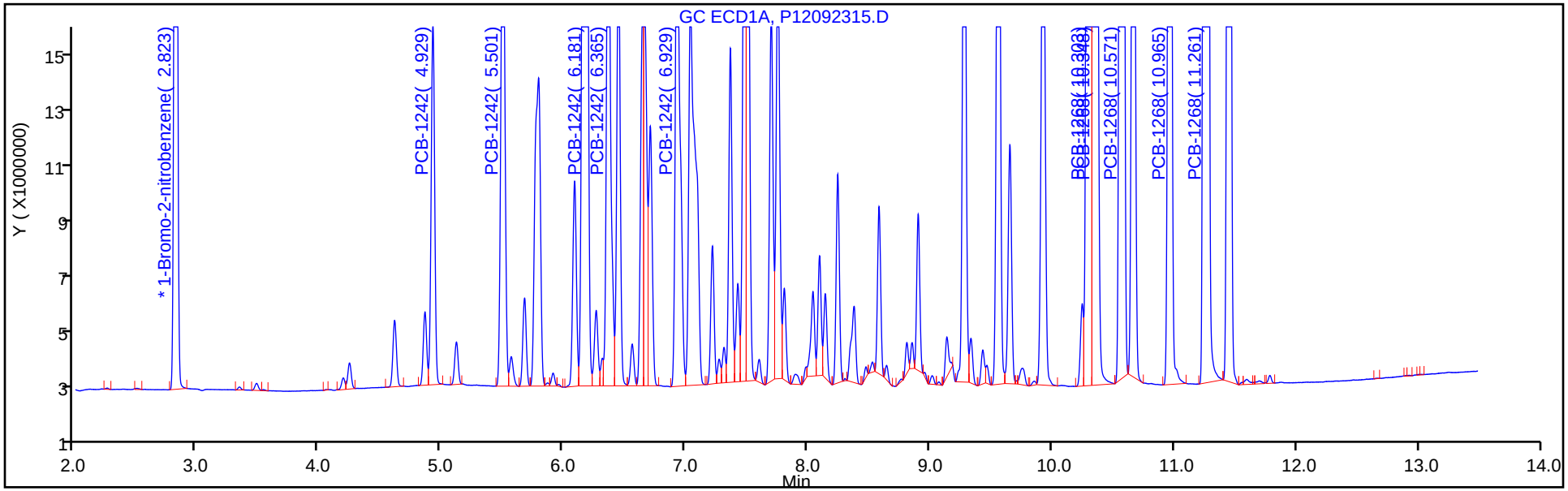

Y Scaling: Method Defined: Set to Absolute Y Value

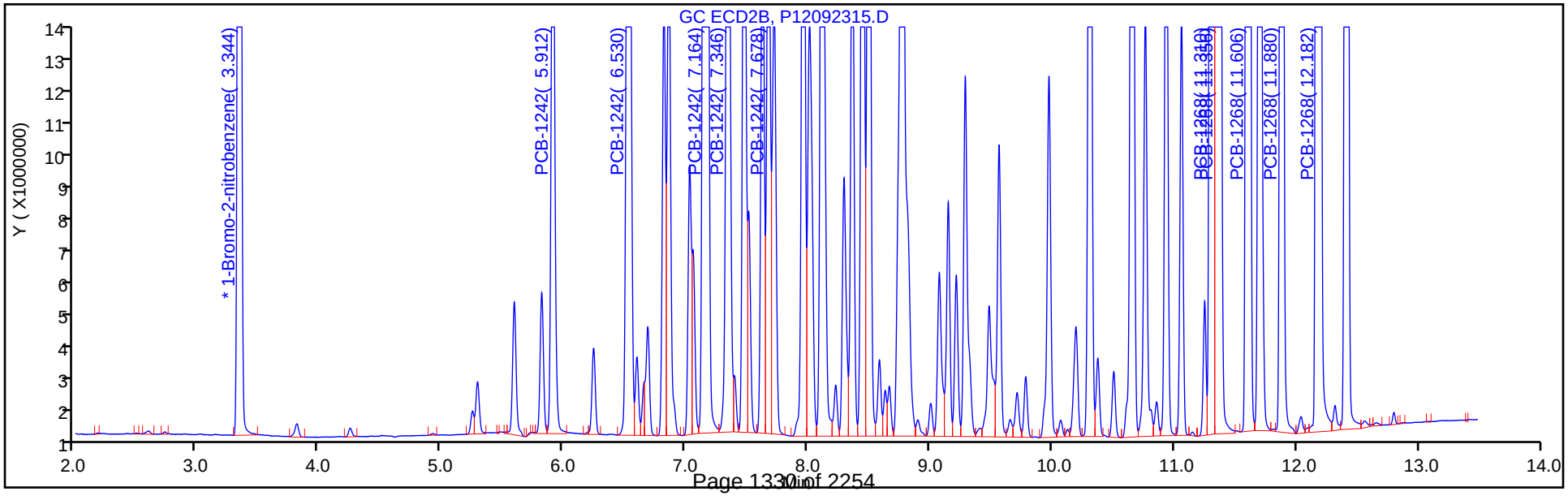

FORM VI
PCBS BY INTERNAL STANDARD - INITIAL CALIBRATION DATA
CURVE EVALUATION

Lab Name: Eurofins TestAmerica, Canton Job No.: 240-124062-1 Analy Batch No.: 401912

SDG No.:

Instrument ID: A2HP12 GC Column: CLP-2 (0.53 ID: 0.53(mm) Heated Purge: (Y/N) N

Calibration Start Date: 09/23/2019 15:05 Calibration End Date: 09/23/2019 16:52 Calibration ID: 53366

Calibration Files:

LEVEL:	LAB SAMPLE ID:	LAB FILE ID:
Level 1	STD005 240-401912/10	P12092310.D
Level 2	STD01 240-401912/11	P12092311.D
Level 3	STD02 240-401912/12	P12092312.D
Level 4	STD05 240-401912/13	P12092313.D
Level 5	STD1 240-401912/14	P12092314.D
Level 6	STD15 240-401912/15	P12092315.D

ANALYTE	RRF					CURVE TYPE	COEFFICIENT			#	MIN RRF	%RSD	#	MAX %RSD	R^2 OR COD	#	MIN R^2 OR COD
	LVL 1 LVL 6	LVL 2	LVL 3	LVL 4	LVL 5		B	M1	M2								
PCB-1242 Peak 1	0.0161 0.0128	0.0162	0.0151	0.0137	0.0133	Ave		0.0145				10.3		20.0			
PCB-1242 Peak 2	0.0309 0.0241	0.0306	0.0291	0.0265	0.0252	Ave		0.0277				10.3		20.0			
PCB-1242 Peak 3	0.0625 0.0558	0.0636	0.0619	0.0591	0.0576	Ave		0.0601				5.1		20.0			
PCB-1242 Peak 4	0.0253 0.0223	0.0250	0.0258	0.0245	0.0230	Ave		0.0243				5.6		20.0			
PCB-1242 Peak 5	0.0148 0.0125	0.0151	0.0141	0.0135	0.0130	Ave		0.0138				7.2		20.0			
PCB-1268 Peak 1	0.1424 0.1319	0.1447	0.1413	0.1343	0.1336	Ave		0.1380				3.9		20.0			
PCB-1268 Peak 2	0.1397 0.1316	0.1428	0.1405	0.1349	0.1331	Ave		0.1371				3.3		20.0			
PCB-1268 Peak 3	0.1194 0.1133	0.1217	0.1197	0.1152	0.1146	Ave		0.1173				2.9		20.0			
PCB-1268 Peak 4	0.0511 0.0475	0.0518	0.0507	0.0484	0.0481	Ave		0.0496				3.6		20.0			
PCB-1268 Peak 5	0.3686 0.3671	0.3812	0.3772	0.3641	0.3692	Ave		0.3712				1.8		20.0			

Note: The M1 coefficient is the same as Ave RRF for an Ave curve type.

FORM VI
PCBS BY INTERNAL STANDARD - INITIAL CALIBRATION DATA
RESPONSE AND CONCENTRATION

Lab Name: Eurofins TestAmerica, Canton Job No.: 240-124062-1 Analy Batch No.: 401912

SDG No.:

Instrument ID: A2HP12 GC Column: CLP-2 (0.53 ID: 0.53(mm) Heated Purge: (Y/N) N

Calibration Start Date: 09/23/2019 15:05 Calibration End Date: 09/23/2019 16:52 Calibration ID: 53366

Calibration Files:

LEVEL:	LAB SAMPLE ID:	LAB FILE ID:
Level 1	STD005 240-401912/10	P12092310.D
Level 2	STD01 240-401912/11	P12092311.D
Level 3	STD02 240-401912/12	P12092312.D
Level 4	STD05 240-401912/13	P12092313.D
Level 5	STD1 240-401912/14	P12092314.D
Level 6	STD15 240-401912/15	P12092315.D

ANALYTE	IS REF	CURVE TYPE	RESPONSE					CONCENTRATION (NG/UL)				
			LVL 1 LVL 6	LVL 2	LVL 3	LVL 4	LVL 5	LVL 1 LVL 6	LVL 2	LVL 3	LVL 4	LVL 5
PCB-1242 Peak 1	BNB	Ave	1604191 38816830	3217409	6613722	13846080	29708836	0.0500 1.50	0.100	0.200	0.500	1.00
PCB-1242 Peak 2	BNB	Ave	3070017 73497778	6068008	12719420	26819635	56110362	0.0500 1.50	0.100	0.200	0.500	1.00
PCB-1242 Peak 3	BNB	Ave	6206465 169769184	12587691	27104049	59720583	128428368	0.0500 1.50	0.100	0.200	0.500	1.00
PCB-1242 Peak 4	BNB	Ave	2510172 67897169	4944001	11278822	24790956	51171264	0.0500 1.50	0.100	0.200	0.500	1.00
PCB-1242 Peak 5	BNB	Ave	1467067 38054417	2985130	6181473	13635258	29053126	0.0500 1.50	0.100	0.200	0.500	1.00
PCB-1268 Peak 1	BNB	Ave	14147510 401582999	28658841	61837733	135781125	297615351	0.0500 1.50	0.100	0.200	0.500	1.00
PCB-1268 Peak 2	BNB	Ave	13878028 400621211	28276462	61506561	136404269	296599539	0.0500 1.50	0.100	0.200	0.500	1.00
PCB-1268 Peak 3	BNB	Ave	11860738 344871774	24106993	52414335	116509851	255397343	0.0500 1.50	0.100	0.200	0.500	1.00
PCB-1268 Peak 4	BNB	Ave	5079840 144670526	10260892	22191649	48973029	107179972	0.0500 1.50	0.100	0.200	0.500	1.00
PCB-1268 Peak 5	BNB	Ave	36618774 1117353145	75480944	165123892	368172491	822710334	0.0500 1.50	0.100	0.200	0.500	1.00

Curve Type Legend:
Ave = Average ISTD

Eurofins TestAmerica, Canton
Target Compound Quantitation Report

Data File: \\chromna\Canton\ChromData\A2HP12\20190923-91295.b\P12092310.D
Lims ID: std005 1242 1268
Client ID:
Sample Type: IC Calib Level: 1
Inject. Date: 23-Sep-2019 15:05:32 ALS Bottle#: 10 Worklist Smp#: 10
Injection Vol: 1.0 ul Dil. Factor: 1.0000
Sample Info: 240-0091295-010
Operator ID: Instrument ID: A2HP12
Sublist: chrom-PCB12IS*sub2

Method: \\chromna\Canton\ChromData\A2HP12\20190923-91295.b\PCB12IS.m
Limit Group: GC 8082A IS
Last Update: 25-Sep-2019 07:32:44 Calib Date: 23-Sep-2019 23:14:55
Integrator: Falcon
Quant Method: Internal Standard Quant By: Initial Calibration
Last ICal File: \\chromna\Canton\ChromData\A2HP12\20190923-91295.b\P12092333.D

Column 1 : Det: GC ECD1A
Column 2 : Det: GC ecd2b
Process Host: CTX0326

First Level Reviewer: hassl Date: 24-Sep-2019 05:42:49

Col	RT (min.)	Exp RT (min.)	Dlt RT (min.)	Response	Cal Amt ng/ul	OnCol Amt ng/ul	Flags
* 14 1-Bromo-2-nitrobenzene							
1	2.823	2.823	-0.001	74058446	0.0500	0.0500	
2	3.344	3.344	0.000	99341463	0.0500	0.0500	
5 PCB-1242							
1	4.929	4.929	0.000	1046070	0.0500	0.0542	
1	5.503	5.503	0.000	1280747	0.0500	0.0436	
1	6.180	6.180	0.000	4227259	0.0500	0.0511	
1	6.366	6.366	0.000	1786700	0.0500	0.0510	
1	6.929	6.929	0.000	1841461	0.0500	0.0513	
		Average of Peak Amounts =				0.0502	
2	5.913	5.913	0.000	1604191	0.0500	0.0555	
2	6.530	6.530	0.000	3070017	0.0500	0.0557	
2	7.166	7.166	0.000	6206465	0.0500	0.0520	
2	7.347	7.347	0.000	2510172	0.0500	0.0520	
2	7.678	7.678	0.000	1467067	0.0500	0.0534	
		Average of Peak Amounts =				0.0537	
						RPD = 6.70	

Col	RT (min.)	Exp RT (min.)	Dlt RT (min.)	Response	Cal Amt ng/ul	OnCol Amt ng/ul	Flags
11 PCB-1268							
1	10.304	10.304	0.000	10932084	0.0500	0.0507	
1	10.349	10.349	0.000	10637230	0.0500	0.0504	
1	10.573	10.573	0.000	9232518	0.0500	0.0508	
1	10.966	10.966	0.000	4025795	0.0500	0.0510	
1	11.263	11.263	0.000	29611348	0.0500	0.0492	
		Average of Peak Amounts =				0.0504	
2	11.309	11.309	0.000	14147510	0.0500	0.0516	
2	11.355	11.355	0.000	13878028	0.0500	0.0509	
2	11.606	11.606	0.000	11860738	0.0500	0.0509	
2	11.882	11.882	0.000	5079840	0.0500	0.0515	
2	12.182	12.182	0.000	36618774	0.0500	0.0496	
		Average of Peak Amounts =				0.0509	
						RPD = 1.00	

Reagents:

SG4268@.05PPM_00016 Amount Added: 1.00 Units: mL

Report Date: 25-Sep-2019 07:32:45 Chrom Revision: 2.3 17-Sep-2019 16:19:08

Eurofins TestAmerica, Canton

Data File: \\chromna\Canton\ChromData\A2HP12\20190923-91295.b\P12092310.D

Injection Date:	23-Sep-2019 15:05:32	Instrument ID:	A2HP12	Operator ID:	
Lims ID:	std005 1242 1268			Worklist Smp#:	10
Client ID:					
Injection Vol:	1.0 ul	Dil. Factor:	1.0000	ALS Bottle#:	10
Method:	PCB12IS	Limit Group:	GC 8082A IS		

Y Scaling: Method Defined: Set to Absolute Y Value

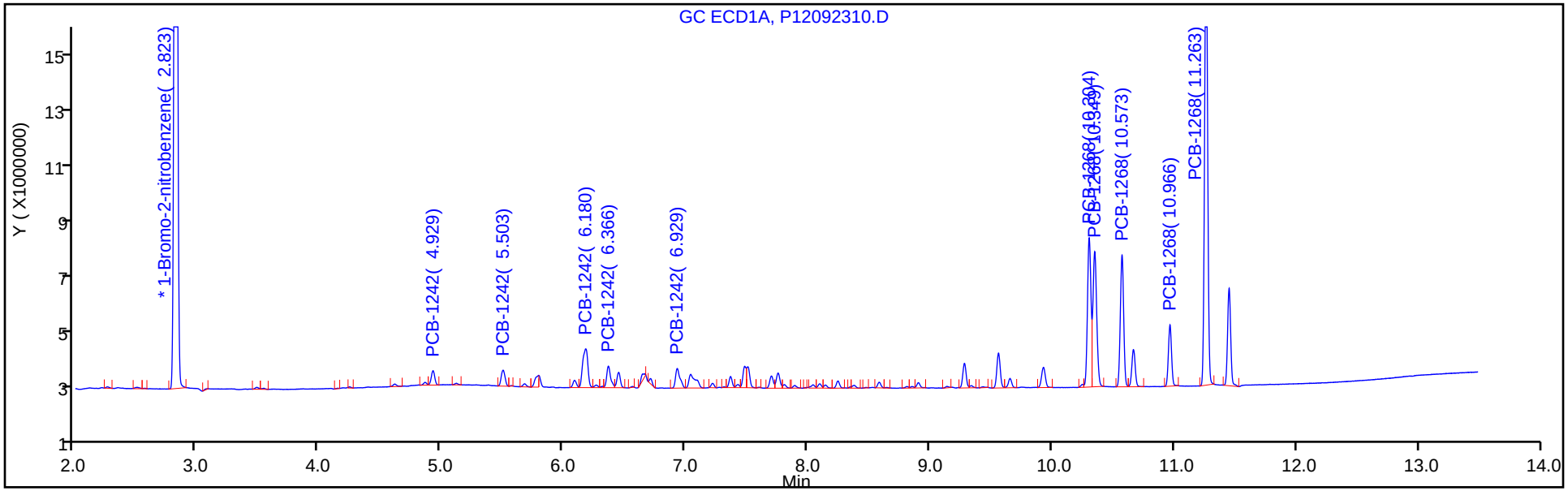

Y Scaling: Method Defined: Set to Absolute Y Value

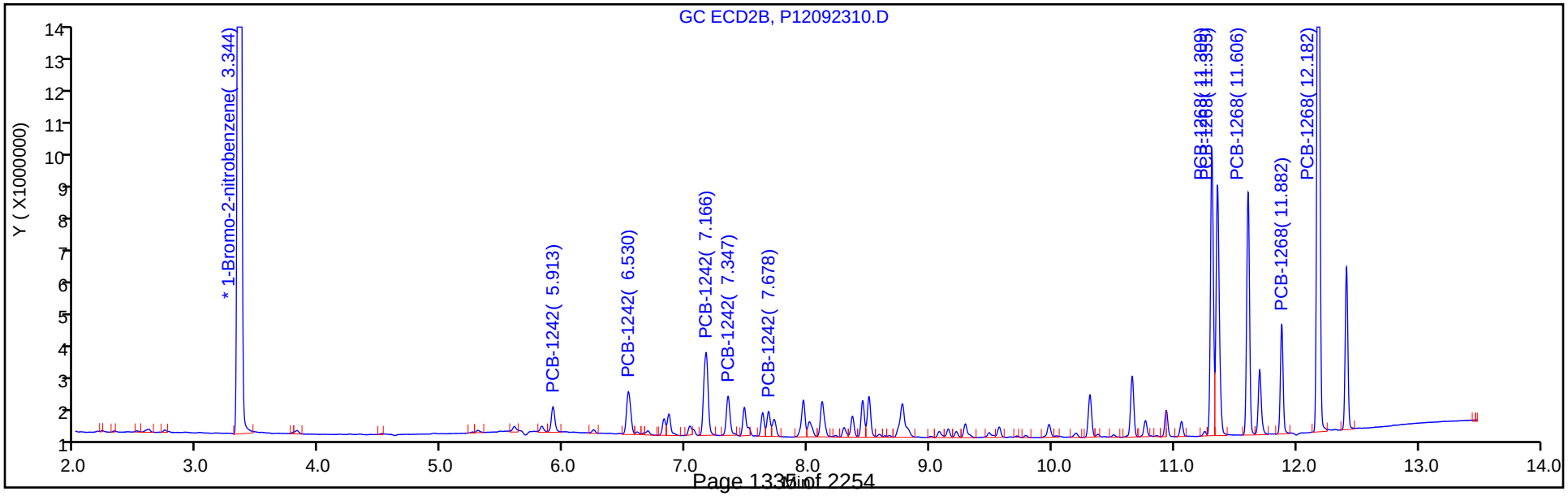

Eurofins TestAmerica, Canton
Target Compound Quantitation Report

Data File: \\chromna\Canton\ChromData\A2HP12\20190923-91295.b\P12092311.D
Lims ID: std01 1242 1268
Client ID:
Sample Type: IC Calib Level: 2
Inject. Date: 23-Sep-2019 15:26:50 ALS Bottle#: 11 Worklist Smp#: 11
Injection Vol: 1.0 ul Dil. Factor: 1.0000
Sample Info: 240-0091295-011
Operator ID: Instrument ID: A2HP12
Sublist: chrom-PCB12IS*sub2

Method: \\chromna\Canton\ChromData\A2HP12\20190923-91295.b\PCB12IS.m
Limit Group: GC 8082A IS
Last Update: 25-Sep-2019 07:32:49 Calib Date: 23-Sep-2019 23:14:55
Integrator: Falcon
Quant Method: Internal Standard Quant By: Initial Calibration
Last ICal File: \\chromna\Canton\ChromData\A2HP12\20190923-91295.b\P12092333.D

Column 1 : Det: GC ECD1A
Column 2 : Det: GC ecd2b
Process Host: CTX0326

First Level Reviewer: hassl Date: 24-Sep-2019 05:43:21

Col	RT (min.)	Exp RT (min.)	Dlt RT (min.)	Response	Cal Amt ng/ul	OnCol Amt ng/ul	Flags
* 14 1-Bromo-2-nitrobenzene							
1	2.822	2.823	-0.001	73358803	0.0500	0.0500	
2	3.344	3.344	0.000	99007121	0.0500	0.0500	
5 PCB-1242							M
1	4.929	4.929	0.000	2074220	0.1000	0.1084	
1	5.503	5.503	0.000	2814482	0.1000	0.0968	
1	6.182	6.180	0.002	8518928	0.1000	0.1039	M
1	6.366	6.366	0.000	3693783	0.1000	0.1063	M
1	6.929	6.929	0.000	3806547	0.1000	0.1071	M
		Average of Peak Amounts =				0.1045	
2	5.912	5.913	-0.001	3217409	0.1000	0.1117	
2	6.530	6.530	0.000	6068008	0.1000	0.1105	
2	7.165	7.166	-0.001	12587691	0.1000	0.1058	
2	7.347	7.347	0.000	4944001	0.1000	0.1028	
2	7.680	7.678	0.002	2985130	0.1000	0.1090	
		Average of Peak Amounts =				0.1079	
						RPD = 3.22	

Col	RT (min.)	Exp RT (min.)	Dlt RT (min.)	Response	Cal Amt ng/ul	OnCol Amt ng/ul	Flags
11 PCB-1268							
1	10.306	10.304	0.002	22047332	0.1000	0.1033	
1	10.352	10.349	0.003	21589813	0.1000	0.1032	
1	10.573	10.573	0.000	18641207	0.1000	0.1035	
1	10.966	10.966	0.000	8233184	0.1000	0.1053	
1	11.262	11.263	-0.001	61074591	0.1000	0.1024	
		Average of Peak Amounts =				0.1035	
2	11.310	11.309	0.001	28658841	0.1000	0.1049	
2	11.357	11.355	0.002	28276462	0.1000	0.1042	
2	11.607	11.606	0.001	24106993	0.1000	0.1038	
2	11.882	11.882	0.000	10260892	0.1000	0.1044	
2	12.182	12.182	0.000	75480944	0.1000	0.1027	
		Average of Peak Amounts =				0.1040	
						RPD = 0.42	

QC Flag Legend

Review Flags

M - Manually Integrated

Reagents:

SG4268@.1PPM_00016 Amount Added: 1.00 Units: mL

Report Date: 25-Sep-2019 07:32:50 Chrom Revision: 2.3 17-Sep-2019 16:19:08

Eurofins TestAmerica, Canton

Data File: \\chromna\Canton\ChromData\A2HP12\20190923-91295.b\P12092311.D

Injection Date:	23-Sep-2019 15:26:50	Instrument ID:	A2HP12	Operator ID:	
Lims ID:	std01 1242 1268			Worklist Smp#:	11
Client ID:					
Injection Vol:	1.0 ul	Dil. Factor:	1.0000	ALS Bottle#:	11
Method:	PCB12IS	Limit Group:	GC 8082A IS		

Y Scaling: Method Defined: Set to Absolute Y Value

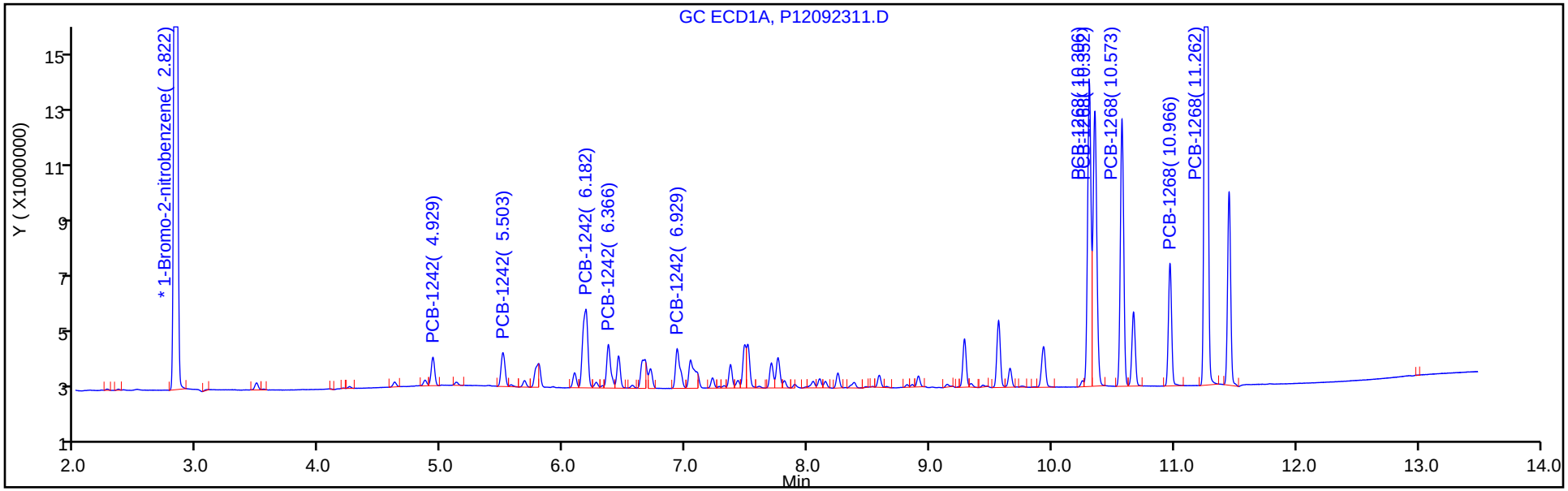

Y Scaling: Method Defined: Set to Absolute Y Value

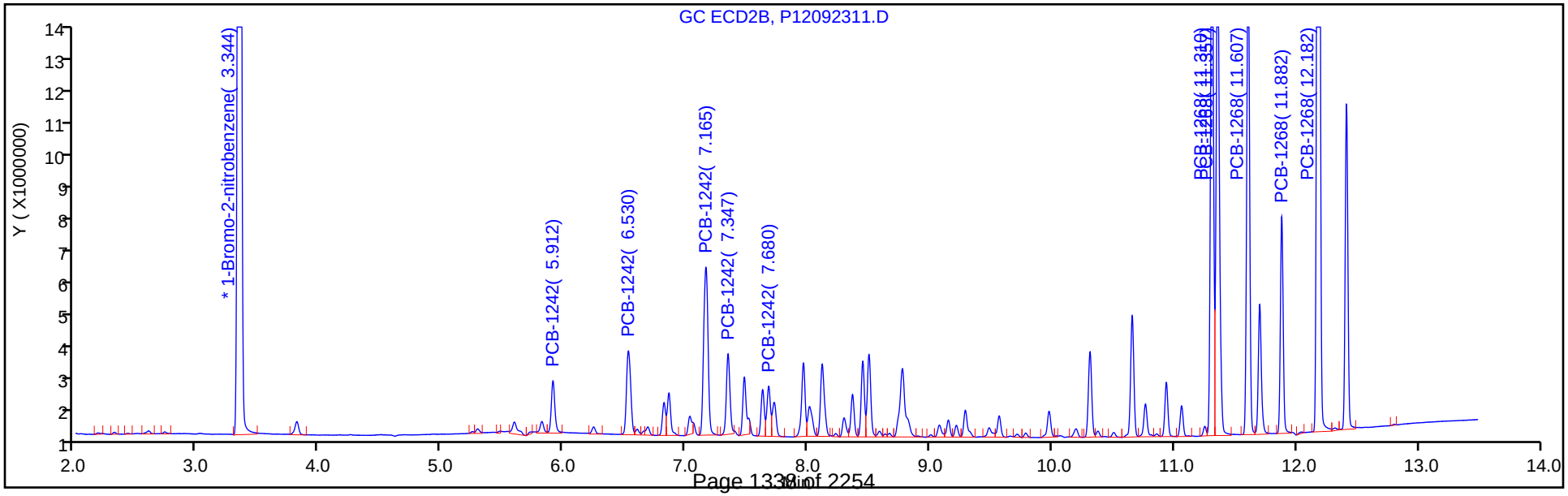

Eurofins TestAmerica, Canton
Target Compound Quantitation Report

Data File: \\chromna\Canton\ChromData\A2HP12\20190923-91295.b\P12092312.D
Lims ID: std02 1242 1268
Client ID:
Sample Type: IC Calib Level: 3
Inject. Date: 23-Sep-2019 15:48:07 ALS Bottle#: 12 Worklist Smp#: 12
Injection Vol: 1.0 ul Dil. Factor: 1.0000
Sample Info: 240-0091295-012
Operator ID: Instrument ID: A2HP12
Sublist: chrom-PCB12IS*sub2

Method: \\chromna\Canton\ChromData\A2HP12\20190923-91295.b\PCB12IS.m
Limit Group: GC 8082A IS
Last Update: 25-Sep-2019 07:32:54 Calib Date: 23-Sep-2019 23:14:55
Integrator: Falcon
Quant Method: Internal Standard Quant By: Initial Calibration
Last ICal File: \\chromna\Canton\ChromData\A2HP12\20190923-91295.b\P12092333.D

Column 1 : Det: GC ECD1A
Column 2 : Det: GC ecd2b
Process Host: CTX0326

First Level Reviewer: grantk Date: 25-Sep-2019 06:45:51

Col	RT (min.)	Exp RT (min.)	Dlt RT (min.)	Response	Cal Amt ng/ul	OnCol Amt ng/ul	Flags
* 14 1-Bromo-2-nitrobenzene							
1	2.821	2.823	-0.002	81991651	0.0500	0.0500	
2	3.344	3.344	-0.001	109436108	0.0500	0.0500	
5 PCB-1242							
1	4.929	4.929	0.000	4403845	0.2000	0.2060	
1	5.502	5.503	-0.001	6410343	0.2000	0.1973	
1	6.181	6.180	0.001	18450394	0.2000	0.2014	
1	6.365	6.366	-0.001	7994600	0.2000	0.2059	
1	6.930	6.929	0.001	8110640	0.2000	0.2041	
		Average of Peak Amounts =				0.2030	
2	5.912	5.913	-0.001	6613722	0.2000	0.2077	
2	6.530	6.530	0.000	12719420	0.2000	0.2095	
2	7.165	7.166	-0.001	27104049	0.2000	0.2061	
2	7.346	7.347	-0.001	11278822	0.2000	0.2121	
2	7.679	7.678	0.001	6181473	0.2000	0.2042	
		Average of Peak Amounts =				0.2079	
						RPD = 2.42	

Col	RT (min.)	Exp RT (min.)	Dlt RT (min.)	Response	Cal Amt ng/ul	OnCol Amt ng/ul	Flags
11 PCB-1268							
1	10.304	10.304	0.000	48211186	0.2000	0.2021	
1	10.350	10.349	0.001	47124567	0.2000	0.2015	
1	10.573	10.573	0.000	40689174	0.2000	0.2021	
1	10.965	10.966	-0.001	17633457	0.2000	0.2018	
1	11.262	11.263	-0.001	134689687	0.2000	0.2021	
		Average of Peak Amounts =				0.2019	
2	11.310	11.309	0.001	61837733	0.2000	0.2047	
2	11.356	11.355	0.001	61506561	0.2000	0.2050	
2	11.607	11.606	0.001	52414335	0.2000	0.2041	
2	11.881	11.882	-0.001	22191649	0.2000	0.2043	
2	12.182	12.182	0.000	165123892	0.2000	0.2032	
		Average of Peak Amounts =				0.2043	
						RPD = 1.15	

Reagents:

SG4268@.2PPM_00016 Amount Added: 1.00 Units: mL

Report Date: 25-Sep-2019 07:32:55 Chrom Revision: 2.3 17-Sep-2019 16:19:08

Eurofins TestAmerica, Canton

Data File: \\chromna\Canton\ChromData\A2HP12\20190923-91295.b\P12092312.D

Injection Date:	23-Sep-2019 15:48:07	Instrument ID:	A2HP12	Operator ID:	
Lims ID:	std02 1242 1268			Worklist Smp#:	12
Client ID:					
Injection Vol:	1.0 ul	Dil. Factor:	1.0000	ALS Bottle#:	12
Method:	PCB12IS	Limit Group:	GC 8082A IS		

Y Scaling: Method Defined: Set to Absolute Y Value

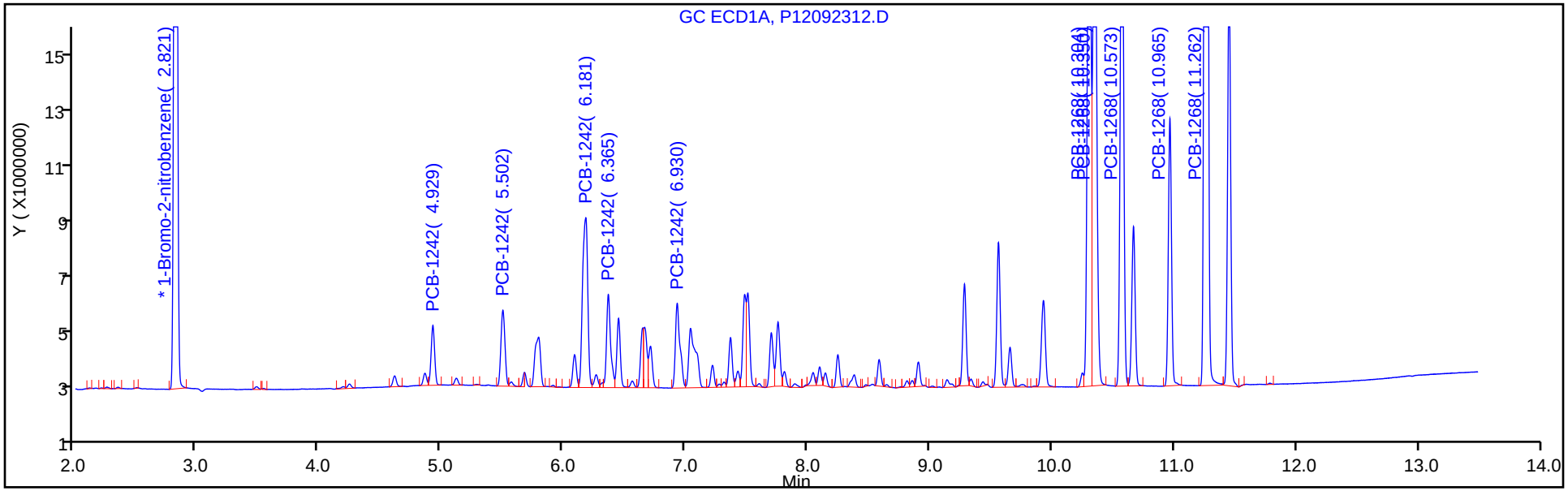

Y Scaling: Method Defined: Set to Absolute Y Value

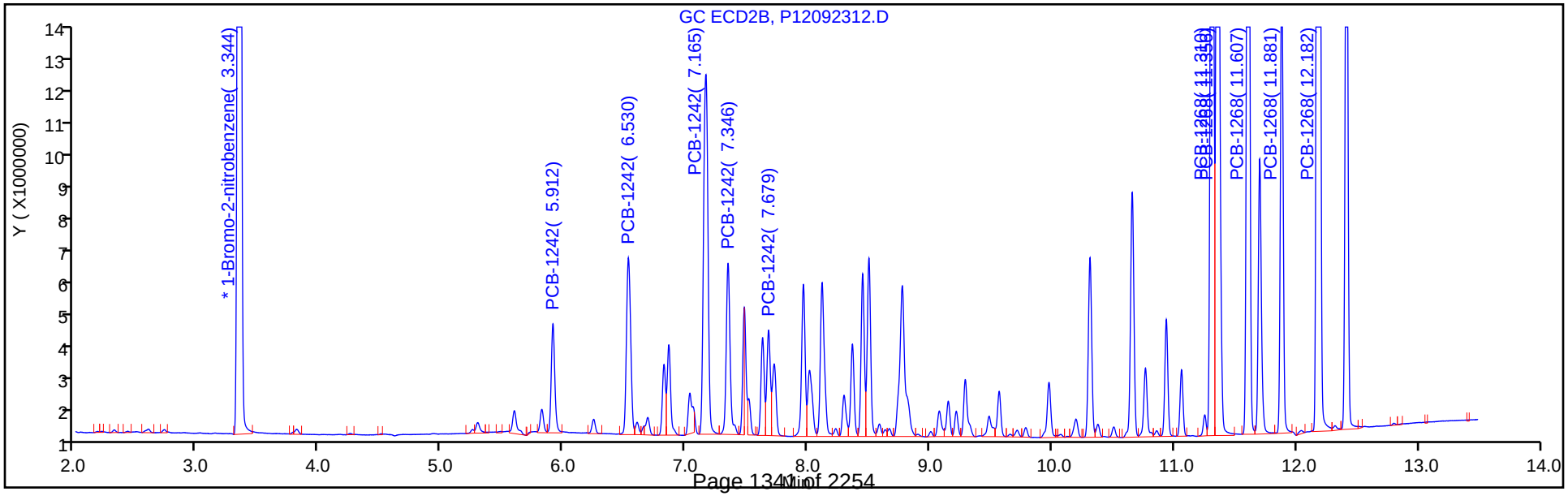

Eurofins TestAmerica, Canton
Target Compound Quantitation Report

Data File: \\chromna\Canton\ChromData\A2HP12\20190923-91295.b\P12092313.D
Lims ID: std05 1242 1268
Client ID:
Sample Type: IC Calib Level: 4
Inject. Date: 23-Sep-2019 16:09:30 ALS Bottle#: 13 Worklist Smp#: 13
Injection Vol: 1.0 ul Dil. Factor: 1.0000
Sample Info: 240-0091295-013
Operator ID: Instrument ID: A2HP12
Sublist: chrom-PCB12IS*sub2

Method: \\chromna\Canton\ChromData\A2HP12\20190923-91295.b\PCB12IS.m
Limit Group: GC 8082A IS
Last Update: 25-Sep-2019 07:32:59 Calib Date: 23-Sep-2019 23:14:55
Integrator: Falcon
Quant Method: Internal Standard Quant By: Initial Calibration
Last ICal File: \\chromna\Canton\ChromData\A2HP12\20190923-91295.b\P12092333.D

Column 1 : Det: GC ECD1A
Column 2 : Det: GC ecd2b
Process Host: CTX0326

First Level Reviewer: grantk Date: 25-Sep-2019 06:47:10

Col	RT (min.)	Exp RT (min.)	Dlt RT (min.)	Response	Cal Amt ng/ul	OnCol Amt ng/ul	Flags
* 14 1-Bromo-2-nitrobenzene							
1	2.823	2.823	-0.001	75415963	0.0500	0.0500	
2	3.344	3.344	0.000	101122627	0.0500	0.0500	
5 PCB-1242							
1	4.928	4.929	-0.001	9382285	0.5000	0.4771	
1	5.501	5.503	-0.002	16547236	0.5000	0.5537	
1	6.181	6.180	0.001	41077841	0.5000	0.4875	
1	6.366	6.366	0.000	17399890	0.5000	0.4873	
1	6.929	6.929	0.000	17743860	0.5000	0.4855	
		Average of Peak Amounts =				0.4982	
2	5.912	5.913	-0.001	13846080	0.5000	0.4706	
2	6.531	6.530	0.001	26819635	0.5000	0.4780	
2	7.165	7.166	-0.001	59720583	0.5000	0.4916	
2	7.347	7.347	0.000	24790956	0.5000	0.5045	
2	7.678	7.678	0.000	13635258	0.5000	0.4874	
		Average of Peak Amounts =				0.4864	
						RPD = 2.40	

Col	RT (min.)	Exp RT (min.)	Dlt RT (min.)	Response	Cal Amt ng/ul	OnCol Amt ng/ul	Flags
11 PCB-1268							
1	10.303	10.304	-0.001	106867381	0.5000	0.4870	
1	10.348	10.349	-0.001	105585560	0.5000	0.4909	
1	10.572	10.573	-0.001	90505378	0.5000	0.4887	
1	10.964	10.966	-0.002	39139123	0.5000	0.4871	
1	11.261	11.263	-0.002	301182971	0.5000	0.4913	
		Average of Peak Amounts =				0.4890	
2	11.310	11.309	0.001	135781125	0.5000	0.4864	
2	11.356	11.355	0.001	136404269	0.5000	0.4919	
2	11.606	11.606	0.000	116509851	0.5000	0.4910	
2	11.881	11.882	-0.001	48973029	0.5000	0.4880	
2	12.181	12.182	-0.001	368172491	0.5000	0.4904	
		Average of Peak Amounts =				0.4895	
						RPD = 0.11	

Reagents:

SG4268@0.5PPM_00035 Amount Added: 1.00 Units: mL

Report Date: 25-Sep-2019 07:33:00 Chrom Revision: 2.3 17-Sep-2019 16:19:08

Eurofins TestAmerica, Canton

Data File: \\chromna\Canton\ChromData\A2HP12\20190923-91295.b\P12092313.D

Injection Date:	23-Sep-2019 16:09:30	Instrument ID:	A2HP12	Operator ID:	
Lims ID:	std05 1242 1268			Worklist Smp#:	13
Client ID:					
Injection Vol:	1.0 ul	Dil. Factor:	1.0000	ALS Bottle#:	13
Method:	PCB12IS	Limit Group:	GC 8082A IS		

Y Scaling: Method Defined: Set to Absolute Y Value

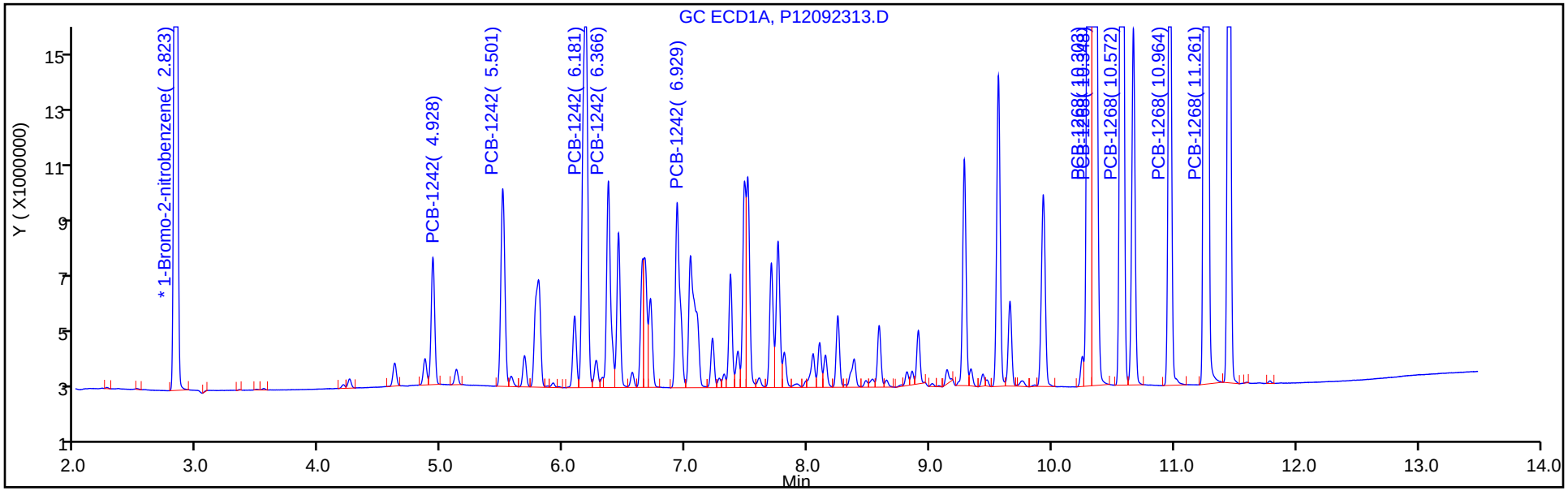

Y Scaling: Method Defined: Set to Absolute Y Value

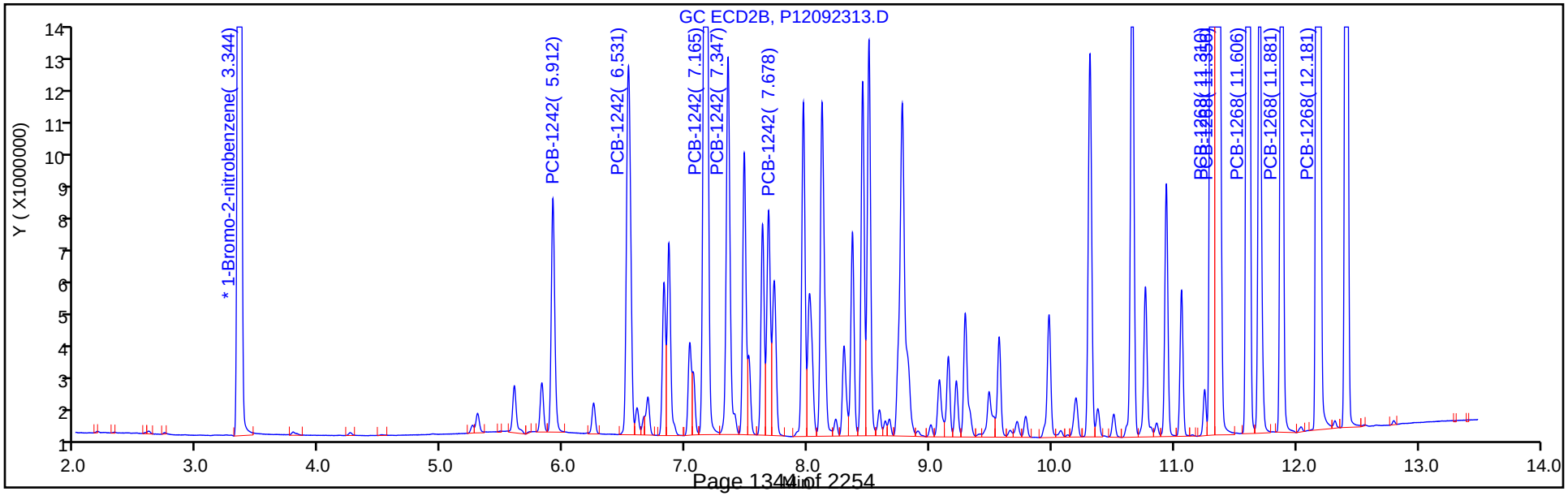

Eurofins TestAmerica, Canton
Target Compound Quantitation Report

Data File: \\chromna\Canton\ChromData\A2HP12\20190923-91295.b\P12092314.D
Lims ID: std1 1242 1268
Client ID:
Sample Type: IC Calib Level: 5
Inject. Date: 23-Sep-2019 16:30:47 ALS Bottle#: 14 Worklist Smp#: 14
Injection Vol: 1.0 ul Dil. Factor: 1.0000
Sample Info: 240-0091295-014
Operator ID: Instrument ID: A2HP12
Sublist: chrom-PCB12IS*sub2

Method: \\chromna\Canton\ChromData\A2HP12\20190923-91295.b\PCB12IS.m
Limit Group: GC 8082A IS
Last Update: 25-Sep-2019 07:33:06 Calib Date: 23-Sep-2019 23:14:55
Integrator: Falcon
Quant Method: Internal Standard Quant By: Initial Calibration
Last ICal File: \\chromna\Canton\ChromData\A2HP12\20190923-91295.b\P12092333.D

Column 1 : Det: GC ECD1A
Column 2 : Det: GC ecd2b
Process Host: CTX0326

First Level Reviewer: grantk Date: 25-Sep-2019 06:47:27

Col	RT (min.)	Exp RT (min.)	Dlt RT (min.)	Response	Cal Amt ng/ul	OnCol Amt ng/ul	Flags
* 14 1-Bromo-2-nitrobenzene							
1	2.822	2.823	-0.001	82723315	0.0500	0.0500	
2	3.344	3.344	0.000	111407761	0.0500	0.0500	
5 PCB-1242							
1	4.929	4.929	0.000	20165106	1.00	0.9349	
1	5.501	5.503	-0.002	35296226	1.00	1.08	
1	6.181	6.180	0.001	90988163	1.00	0.9845	
1	6.365	6.366	-0.001	37763421	1.00	0.9641	
1	6.929	6.929	0.000	38718047	1.00	0.9659	
		Average of Peak Amounts =				0.9852	
2	5.911	5.913	-0.002	29708836	1.00	0.9166	
2	6.530	6.530	0.000	56110362	1.00	0.9077	
2	7.164	7.166	-0.002	128428368	1.00	0.9595	
2	7.346	7.347	-0.001	51171264	1.00	0.9452	
2	7.679	7.678	0.001	29053126	1.00	0.9427	
		Average of Peak Amounts =				0.9343	
						RPD = 5.30	

Col	RT (min.)	Exp RT (min.)	Dlt RT (min.)	Response	Cal Amt ng/ul	OnCol Amt ng/ul	Flags
11 PCB-1268							
1	10.303	10.304	-0.001	235691748	1.00	0.9792	
1	10.348	10.349	-0.001	235250535	1.00	1.00	
1	10.572	10.573	-0.001	199925248	1.00	0.9841	
1	10.965	10.966	-0.001	85792525	1.00	0.9733	
1	11.262	11.263	-0.001	672373973	1.00	1.00	
		Average of Peak Amounts =				0.9867	
2	11.310	11.309	0.001	297615351	1.00	0.9677	
2	11.356	11.355	0.001	296599539	1.00	0.9709	
2	11.606	11.606	0.000	255397343	1.00	0.9769	
2	11.881	11.882	-0.001	107179972	1.00	0.9695	
2	12.181	12.182	-0.001	822710334	1.00	0.99	
		Average of Peak Amounts =				0.9759	
						RPD = 1.10	

Reagents:

SG42/68@1.0PP_00028 Amount Added: 1.00 Units: mL

Report Date: 25-Sep-2019 07:33:07 Chrom Revision: 2.3 17-Sep-2019 16:19:08

Eurofins TestAmerica, Canton

Data File: \\chromna\Canton\ChromData\A2HP12\20190923-91295.b\P12092314.D

Injection Date:	23-Sep-2019 16:30:47	Instrument ID:	A2HP12	Operator ID:	
Lims ID:	std1 1242 1268			Worklist Smp#:	14
Client ID:					
Injection Vol:	1.0 ul	Dil. Factor:	1.0000	ALS Bottle#:	14
Method:	PCB12IS	Limit Group:	GC 8082A IS		

Y Scaling: Method Defined: Set to Absolute Y Value

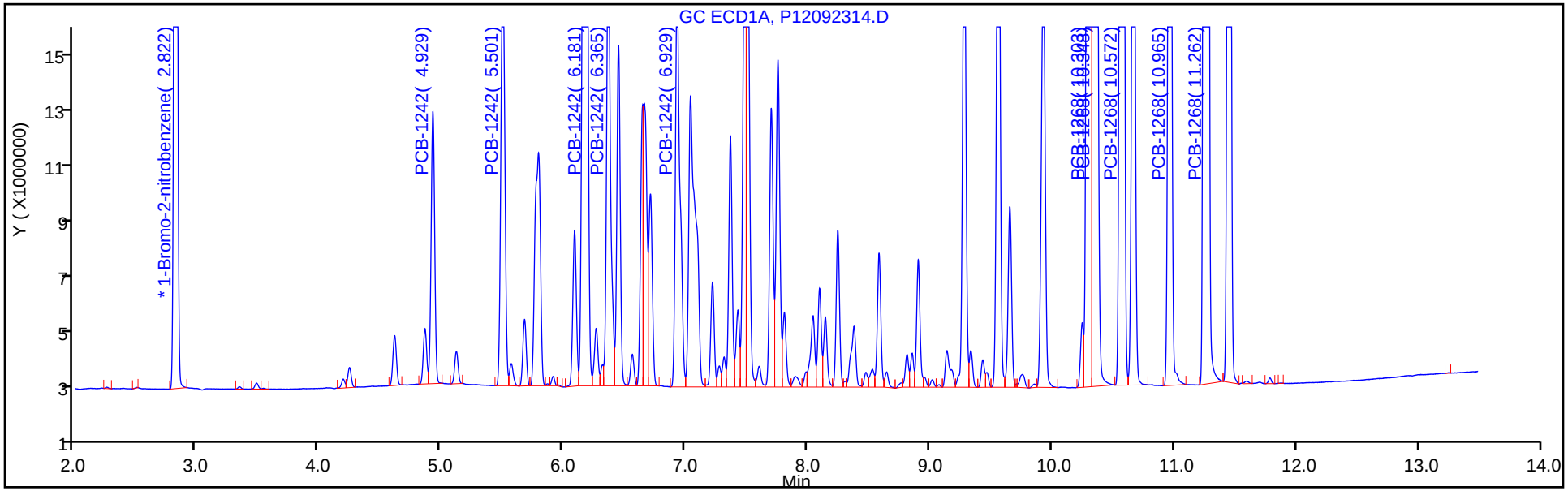

Y Scaling: Method Defined: Set to Absolute Y Value

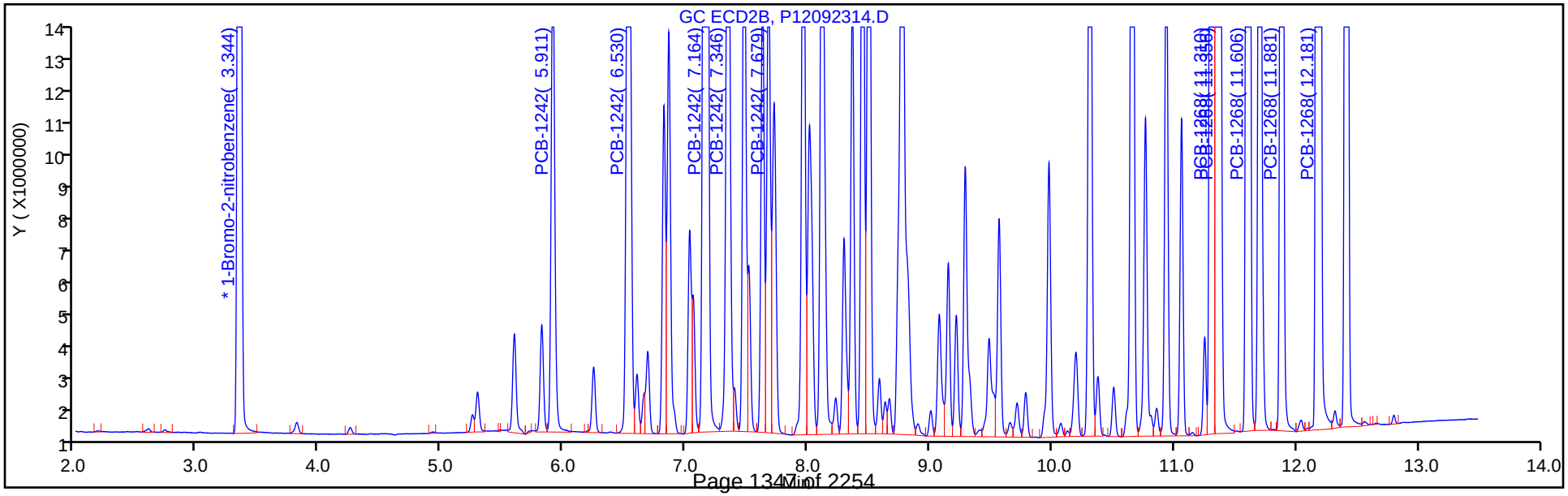

Eurofins TestAmerica, Canton
Target Compound Quantitation Report

Data File: \\chromna\Canton\ChromData\A2HP12\20190923-91295.b\P12092315.D
Lims ID: std15 1242 1268
Client ID:
Sample Type: IC Calib Level: 6
Inject. Date: 23-Sep-2019 16:52:06 ALS Bottle#: 15 Worklist Smp#: 15
Injection Vol: 1.0 ul Dil. Factor: 1.0000
Sample Info: 240-0091295-015
Operator ID: Instrument ID: A2HP12
Sublist: chrom-PCB12IS*sub2

Method: \\chromna\Canton\ChromData\A2HP12\20190923-91295.b\PCB12IS.m
Limit Group: GC 8082A IS
Last Update: 25-Sep-2019 07:33:14 Calib Date: 23-Sep-2019 23:14:55
Integrator: Falcon
Quant Method: Internal Standard Quant By: Initial Calibration
Last ICal File: \\chromna\Canton\ChromData\A2HP12\20190923-91295.b\P12092333.D

Column 1 : Det: GC ECD1A
Column 2 : Det: GC ecd2b
Process Host: CTX0326

First Level Reviewer: grantk Date: 25-Sep-2019 06:47:47

Col	RT (min.)	Exp RT (min.)	Dlt RT (min.)	Response	Cal Amt ng/ul	OnCol Amt ng/ul	Flags
* 14 1-Bromo-2-nitrobenzene							
1	2.823	2.823	-0.001	74786957	0.0500	0.0500	
2	3.344	3.344	0.000	101468512	0.0500	0.0500	
5 PCB-1242							
1	4.929	4.929	0.000	26700421	1.50	1.37	
1	5.501	5.503	-0.002	43946911	1.50	1.48	
1	6.181	6.180	0.001	121852826	1.50	1.46	
1	6.365	6.366	-0.001	50421364	1.50	1.42	
1	6.929	6.929	0.000	51390594	1.50	1.42	
		Average of Peak Amounts =				1.43	
2	5.912	5.913	-0.001	38816830	1.50	1.31	
2	6.530	6.530	0.000	73497778	1.50	1.31	
2	7.164	7.166	-0.002	169769184	1.50	1.39	
2	7.346	7.347	-0.001	67897169	1.50	1.38	
2	7.678	7.678	0.000	38054417	1.50	1.36	
		Average of Peak Amounts =				1.35	
						RPD = 5.85	

Col	RT (min.)	Exp RT (min.)	Dlt RT (min.)	Response	Cal Amt ng/ul	OnCol Amt ng/ul	Flags
11 PCB-1268							
1	10.303	10.304	-0.001	322681462	1.50	1.48	
1	10.348	10.349	-0.001	311712925	1.50	1.46	
1	10.571	10.573	-0.002	269499770	1.50	1.47	
1	10.965	10.966	-0.001	115929055	1.50	1.45	
1	11.261	11.263	-0.002	911132940	1.50	1.50	
		Average of Peak Amounts =				1.47	
2	11.310	11.309	0.001	401582999	1.50	1.43	
2	11.356	11.355	0.001	400621211	1.50	1.44	
2	11.606	11.606	0.000	344871774	1.50	1.45	
2	11.880	11.882	-0.002	144670526	1.50	1.44	
2	12.182	12.182	0.000	1117353145	1.50	1.48	
		Average of Peak Amounts =				1.45	
						RPD = 1.69	

Reagents:

SG4268@1.5PPM_00007 Amount Added: 1.00 Units: mL

Report Date: 25-Sep-2019 07:33:15 Chrom Revision: 2.3 17-Sep-2019 16:19:08

Eurofins TestAmerica, Canton

Data File: \\chromna\Canton\ChromData\A2HP12\20190923-91295.b\P12092315.D

Injection Date:	23-Sep-2019 16:52:06	Instrument ID:	A2HP12	Operator ID:	
Lims ID:	std15 1242 1268			Worklist Smp#:	15
Client ID:					
Injection Vol:	1.0 ul	Dil. Factor:	1.0000	ALS Bottle#:	15
Method:	PCB12IS	Limit Group:	GC 8082A IS		

Y Scaling: Method Defined: Set to Absolute Y Value

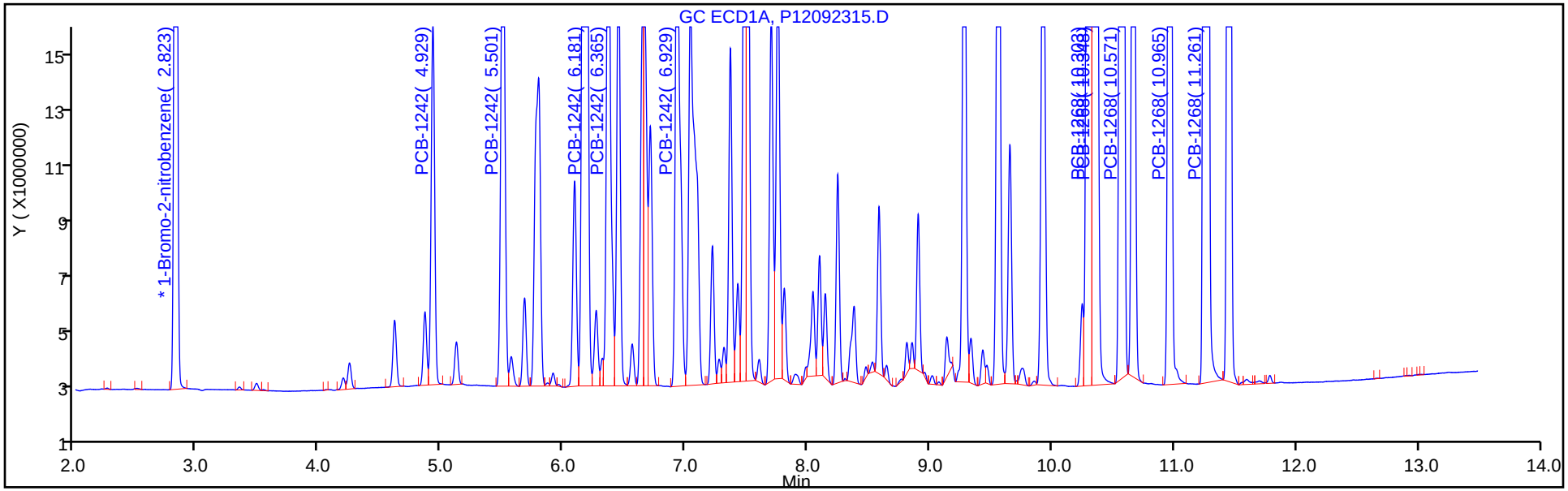

Y Scaling: Method Defined: Set to Absolute Y Value

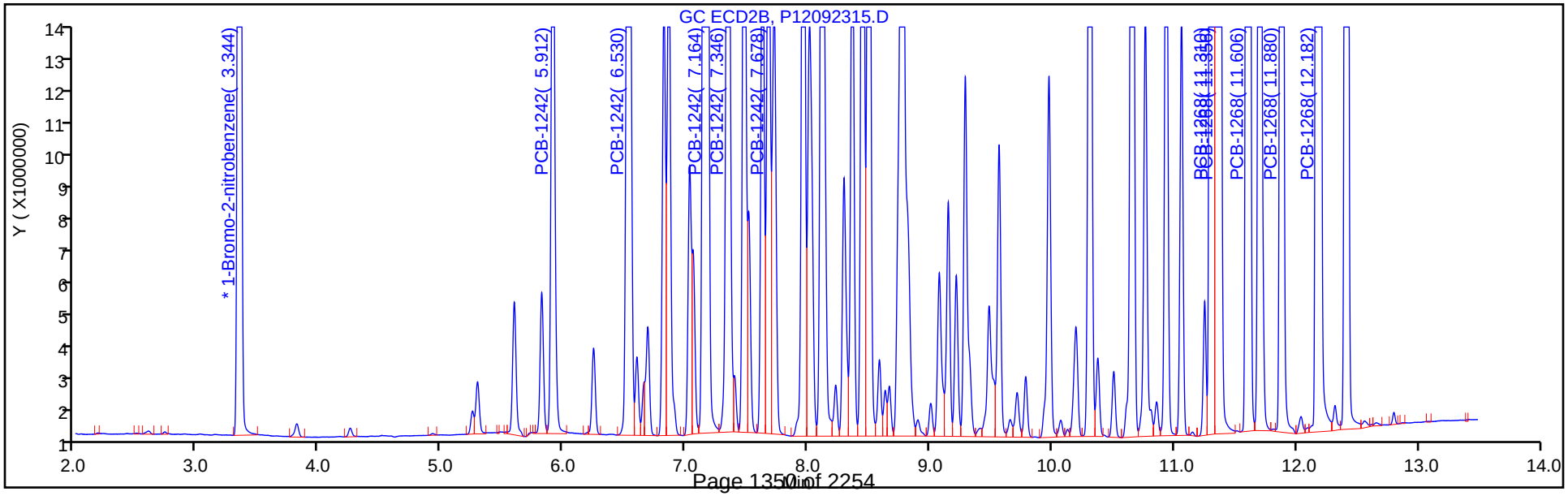

FORM VI
PCBS BY INTERNAL STANDARD - INITIAL CALIBRATION DATA
CURVE EVALUATION

Lab Name: Eurofins TestAmerica, Canton Job No.: 240-124062-1 Analy Batch No.: 401912

SDG No.:

Instrument ID: A2HP12 GC Column: CLP-1 (0.53 ID: 0.53(mm) Heated Purge: (Y/N) N

Calibration Start Date: 09/23/2019 17:13 Calibration End Date: 09/23/2019 18:59 Calibration ID: 53373

Calibration Files:

LEVEL:	LAB SAMPLE ID:	LAB FILE ID:
Level 1	STD005 240-401912/16	P12092316.D
Level 2	STD01 240-401912/17	P12092317.D
Level 3	STD02 240-401912/18	P12092318.D
Level 4	STD05 240-401912/19	P12092319.D
Level 5	STD1 240-401912/20	P12092320.D
Level 6	STD15 240-401912/21	P12092321.D

ANALYTE	RRF					CURVE TYPE	COEFFICIENT			#	MIN RRF	%RSD	#	MAX %RSD	R^2 OR COD	#	MIN R^2 OR COD
	LVL 1 LVL 6	LVL 2	LVL 3	LVL 4	LVL 5		B	M1	M2								
PCB-1248 Peak 1	0.0085 0.0108	0.0099	0.0128	0.0101	0.0112	Ave		0.0106				13.7		20.0			
PCB-1248 Peak 2	0.0407 0.0361	0.0388	0.0393	0.0344	0.0364	Ave		0.0376				6.3		20.0			
PCB-1248 Peak 3	0.0376 0.0356	0.0344	0.0367	0.0314	0.0338	Ave		0.0349				6.4		20.0			
PCB-1248 Peak 4	0.0310 0.0283	0.0291	0.0290	0.0264	0.0282	Ave		0.0287				5.2		20.0			
PCB-1248 Peak 5	0.0194 0.0183	0.0185	0.0189	0.0171	0.0185	Ave		0.0185				4.1		20.0			

Note: The M1 coefficient is the same as Ave RRF for an Ave curve type.

FORM VI
PCBS BY INTERNAL STANDARD - INITIAL CALIBRATION DATA
RESPONSE AND CONCENTRATION

Lab Name: Eurofins TestAmerica, Canton Job No.: 240-124062-1 Analy Batch No.: 401912

SDG No.:

Instrument ID: A2HP12 GC Column: CLP-1 (0.53 ID: 0.53(mm) Heated Purge: (Y/N) N

Calibration Start Date: 09/23/2019 17:13 Calibration End Date: 09/23/2019 18:59 Calibration ID: 53373

Calibration Files:

LEVEL:	LAB SAMPLE ID:	LAB FILE ID:
Level 1	STD005 240-401912/16	P12092316.D
Level 2	STD01 240-401912/17	P12092317.D
Level 3	STD02 240-401912/18	P12092318.D
Level 4	STD05 240-401912/19	P12092319.D
Level 5	STD1 240-401912/20	P12092320.D
Level 6	STD15 240-401912/21	P12092321.D

ANALYTE	IS REF	CURVE TYPE	RESPONSE					CONCENTRATION (NG/UL)				
			LVL 1 LVL 6	LVL 2	LVL 3	LVL 4	LVL 5	LVL 1 LVL 6	LVL 2	LVL 3	LVL 4	LVL 5
PCB-1248 Peak 1	BNB	Ave	647523 24316760	1518307	4113792	7787958	16361628	0.0500 1.50	0.100	0.200	0.500	1.00
PCB-1248 Peak 2	BNB	Ave	3098150 81573233	5940611	12586846	26463381	53324925	0.0500 1.50	0.100	0.200	0.500	1.00
PCB-1248 Peak 3	BNB	Ave	2858324 80415273	5260562	11765908	24163946	49488186	0.0500 1.50	0.100	0.200	0.500	1.00
PCB-1248 Peak 4	BNB	Ave	2357687 63938673	4458067	9295679	20302255	41318182	0.0500 1.50	0.100	0.200	0.500	1.00
PCB-1248 Peak 5	BNB	Ave	1472637 41409183	2833643	6057680	13167619	27093384	0.0500 1.50	0.100	0.200	0.500	1.00

Curve Type Legend:
Ave = Average ISTD

Eurofins TestAmerica, Canton
Target Compound Quantitation Report

Data File: \\chromna\Canton\ChromData\A2HP12\20190923-91295.b\P12092316.D
Lims ID: std005 1248
Client ID:
Sample Type: IC Calib Level: 1
Inject. Date: 23-Sep-2019 17:13:31 ALS Bottle#: 16 Worklist Smp#: 16
Injection Vol: 1.0 ul Dil. Factor: 1.0000
Sample Info: 240-0091295-016
Operator ID: Instrument ID: A2HP12
Sublist: chrom-PCB12IS*sub4

Method: \\chromna\Canton\ChromData\A2HP12\20190923-91295.b\PCB12IS.m
Limit Group: GC 8082A IS
Last Update: 25-Sep-2019 07:33:18 Calib Date: 23-Sep-2019 23:14:55
Integrator: Falcon
Quant Method: Internal Standard Quant By: Initial Calibration
Last ICal File: \\chromna\Canton\ChromData\A2HP12\20190923-91295.b\P12092333.D

Column 1 : Det: GC ECD1A
Column 2 : Det: GC ecd2b
Process Host: CTX0326

First Level Reviewer: hassl Date: 24-Sep-2019 05:45:12

Col	RT (min.)	Exp RT (min.)	Dlt RT (min.)	Response	Cal Amt ng/ul	OnCol Amt ng/ul	Flags
* 14 1-Bromo-2-nitrobenzene							
1	2.822	2.823	-0.002	76077254	0.0500	0.0500	
2	3.344	3.344	0.000	103081746	0.0500	0.0500	
7 PCB-1248							
1	5.501	5.501	0.000	647523	0.0500	0.0403	
1	6.929	6.929	0.000	3098150	0.0500	0.0541	
1	7.482	7.482	0.000	2858324	0.0500	0.0538	
1	7.759	7.759	0.000	2357687	0.0500	0.0540	
1	8.246	8.246	0.000	1472637	0.0500	0.0524	
		Average of Peak Amounts =				0.0509	
2	6.528	6.528	0.000	1767357	0.0500	0.0567	
2	7.163	7.163	0.000	4444465	0.0500	0.0538	
2	8.117	8.117	0.000	3828020	0.0500	0.0533	
2	8.500	8.500	0.000	4371300	0.0500	0.0532	
2	9.289	9.289	0.000	2334132	0.0500	0.0472	
		Average of Peak Amounts =				0.0528	
						RPD = 3.67	

Reagents:

SG1248@.05ppm_00027 Amount Added: 1.00 Units: mL

Report Date: 25-Sep-2019 07:33:20 Chrom Revision: 2.3 17-Sep-2019 16:19:08

Eurofins TestAmerica, Canton

Data File: \\chromna\Canton\ChromData\A2HP12\20190923-91295.b\P12092316.D

Injection Date:	23-Sep-2019 17:13:31	Instrument ID:	A2HP12	Operator ID:	
Lims ID:	std005 1248			Worklist Smp#:	16
Client ID:					
Injection Vol:	1.0 ul	Dil. Factor:	1.0000	ALS Bottle#:	16
Method:	PCB12IS	Limit Group:	GC 8082A IS		

Y Scaling: Method Defined: Set to Absolute Y Value

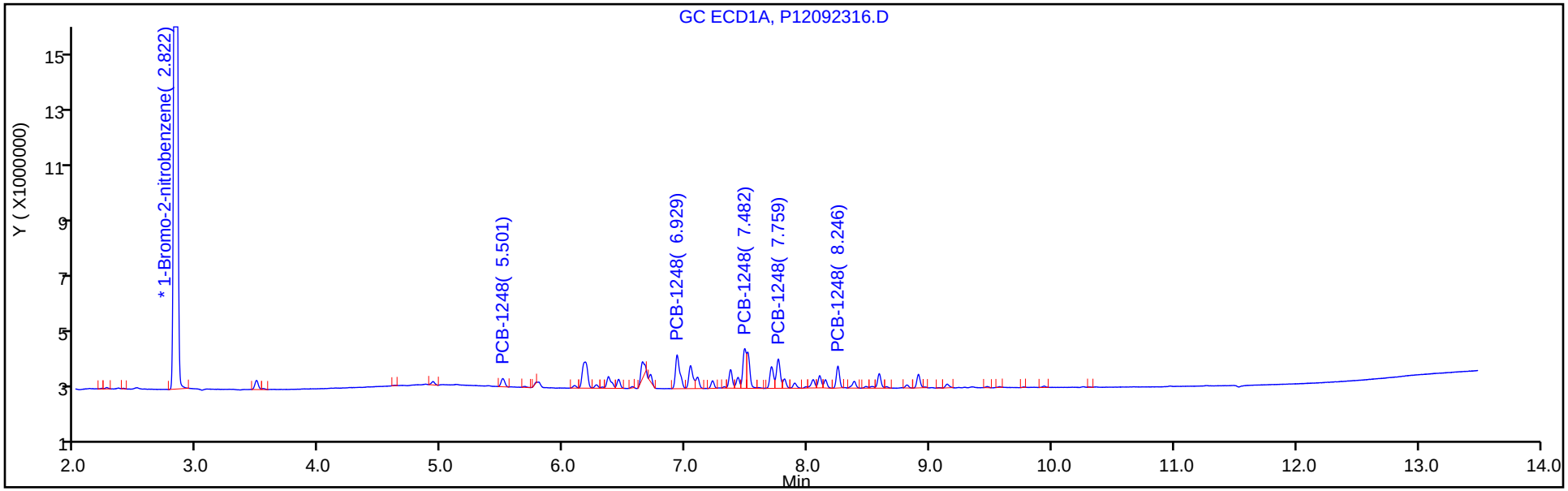

Y Scaling: Method Defined: Set to Absolute Y Value

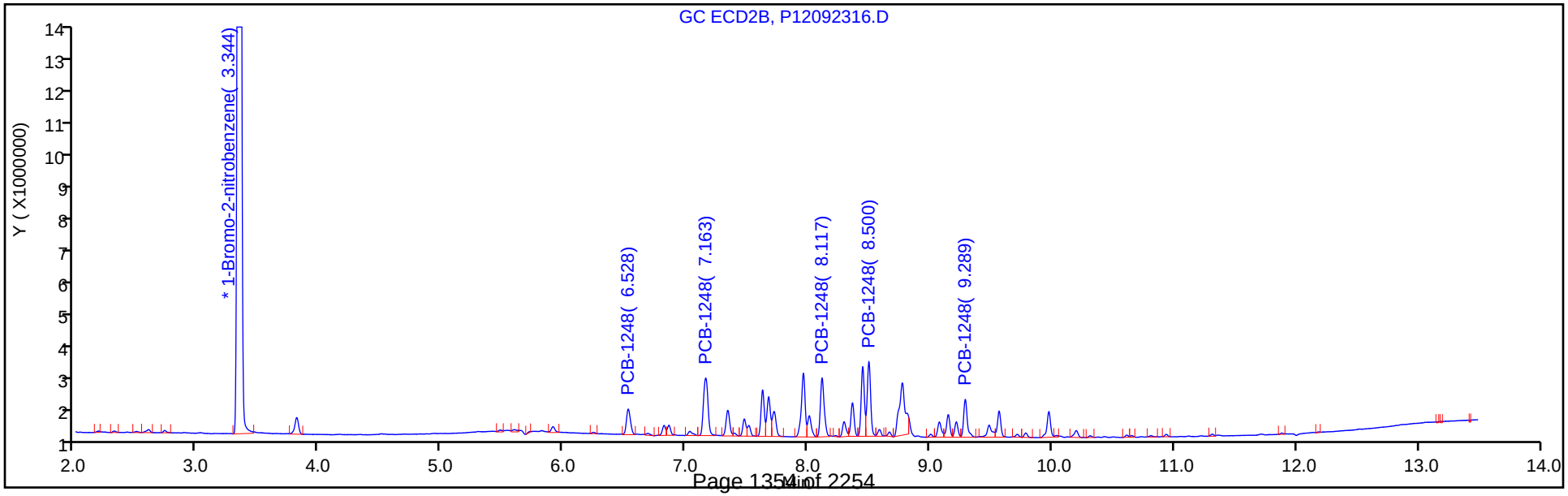

Eurofins TestAmerica, Canton
Target Compound Quantitation Report

Data File: \\chromna\Canton\ChromData\A2HP12\20190923-91295.b\P12092317.D
Lims ID: std01 1248
Client ID:
Sample Type: IC Calib Level: 2
Inject. Date: 23-Sep-2019 17:34:45 ALS Bottle#: 17 Worklist Smp#: 17
Injection Vol: 1.0 ul Dil. Factor: 1.0000
Sample Info: 240-0091295-017
Operator ID: Instrument ID: A2HP12
Sublist: chrom-PCB12IS*sub4

Method: \\chromna\Canton\ChromData\A2HP12\20190923-91295.b\PCB12IS.m
Limit Group: GC 8082A IS
Last Update: 25-Sep-2019 07:33:24 Calib Date: 23-Sep-2019 23:14:55
Integrator: Falcon
Quant Method: Internal Standard Quant By: Initial Calibration
Last ICal File: \\chromna\Canton\ChromData\A2HP12\20190923-91295.b\P12092333.D

Column 1 : Det: GC ECD1A
Column 2 : Det: GC ecd2b
Process Host: CTX0326

First Level Reviewer: hassl Date: 24-Sep-2019 05:45:35

Col	RT (min.)	Exp RT (min.)	Dlt RT (min.)	Response	Cal Amt ng/ul	OnCol Amt ng/ul	Flags
* 14 1-Bromo-2-nitrobenzene							
1	2.823	2.823	0.000	76543567	0.0500	0.0500	
2	3.345	3.344	0.001	102580264	0.0500	0.0500	
7 PCB-1248							M
1	5.501	5.501	0.000	1518307	0.1000	0.0940	
1	6.930	6.929	0.001	5940611	0.1000	0.1031	
1	7.481	7.482	-0.001	5260562	0.1000	0.0984	
1	7.757	7.759	-0.002	4458067	0.1000	0.1016	
1	8.246	8.246	0.000	2833643	0.1000	0.1003	
		Average of Peak Amounts =				0.0995	
2	6.529	6.528	0.001	3265764	0.1000	0.1053	
2	7.161	7.163	-0.002	8168903	0.1000	0.0993	M
2	8.117	8.117	0.000	7444200	0.1000	0.1042	M
2	8.500	8.500	0.000	8522845	0.1000	0.1043	M
2	9.290	9.289	0.001	4461517	0.1000	0.1000	
		Average of Peak Amounts =				0.1026	
						RPD = 3.12	

QC Flag Legend

Review Flags
M - Manually Integrated

Reagents:

SG1248@0.1PPM_00030 Amount Added: 1.00 Units: mL

Report Date: 25-Sep-2019 07:33:26 Chrom Revision: 2.3 17-Sep-2019 16:19:08

Eurofins TestAmerica, Canton

Data File: \\chromna\Canton\ChromData\A2HP12\20190923-91295.b\P12092317.D

Injection Date:	23-Sep-2019 17:34:45	Instrument ID:	A2HP12	Operator ID:	
Lims ID:	std01 1248			Worklist Smp#:	17
Client ID:					
Injection Vol:	1.0 ul	Dil. Factor:	1.0000	ALS Bottle#:	17
Method:	PCB12IS	Limit Group:	GC 8082A IS		

Y Scaling: Method Defined: Set to Absolute Y Value

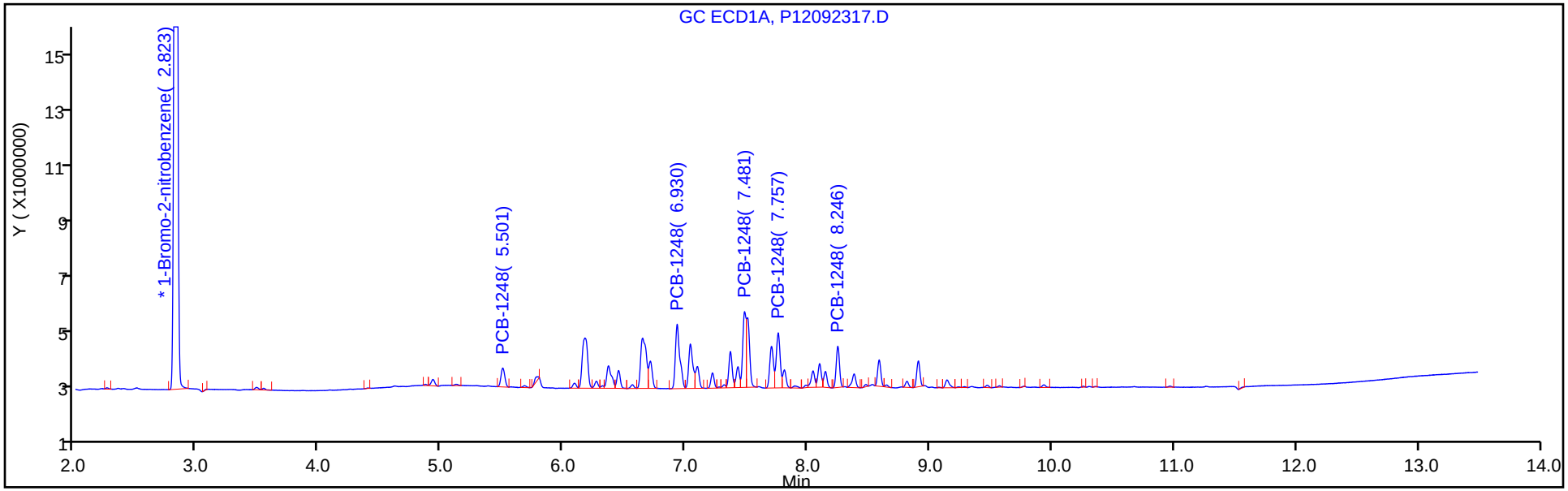

Y Scaling: Method Defined: Set to Absolute Y Value

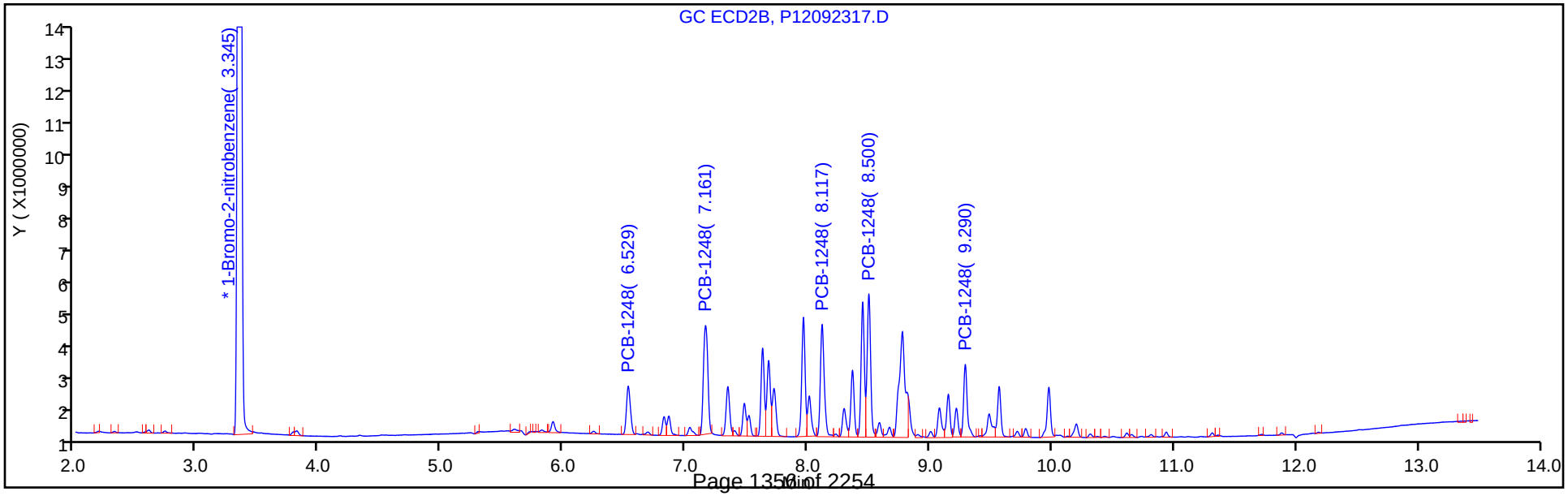

Eurofins TestAmerica, Canton
Target Compound Quantitation Report

Data File: \\chromna\Canton\ChromData\A2HP12\20190923-91295.b\P12092318.D
Lims ID: std02 1248
Client ID:
Sample Type: IC Calib Level: 3
Inject. Date: 23-Sep-2019 17:55:58 ALS Bottle#: 18 Worklist Smp#: 18
Injection Vol: 1.0 ul Dil. Factor: 1.0000
Sample Info: 240-0091295-018
Operator ID: Instrument ID: A2HP12
Sublist: chrom-PCB12IS*sub4

Method: \\chromna\Canton\ChromData\A2HP12\20190923-91295.b\PCB12IS.m
Limit Group: GC 8082A IS
Last Update: 25-Sep-2019 07:33:31 Calib Date: 23-Sep-2019 23:14:55
Integrator: Falcon
Quant Method: Internal Standard Quant By: Initial Calibration
Last ICal File: \\chromna\Canton\ChromData\A2HP12\20190923-91295.b\P12092333.D

Column 1 : Det: GC ECD1A
Column 2 : Det: GC ecd2b
Process Host: CTX0326

First Level Reviewer: hassl Date: 24-Sep-2019 06:26:39

Col	RT (min.)	Exp RT (min.)	Dlt RT (min.)	Response	Cal Amt ng/ul	OnCol Amt ng/ul	Flags
* 14 1-Bromo-2-nitrobenzene							
1	2.823	2.823	-0.001	80053958	0.0500	0.0500	
2	3.344	3.344	0.000	105222418	0.0500	0.0500	
7 PCB-1248							M
1	5.499	5.501	-0.002	4113792	0.2000	0.2434	
1	6.929	6.929	0.000	12586846	0.2000	0.2089	
1	7.482	7.482	0.000	11765908	0.2000	0.2105	
1	7.756	7.759	-0.003	9295679	0.2000	0.2025	
1	8.246	8.246	0.000	6057680	0.2000	0.2050	
		Average of Peak Amounts =				0.2141	
2	6.529	6.528	0.001	6861246	0.2000	0.2156	
2	7.163	7.163	0.000	18196740	0.2000	0.2156	
2	8.116	8.117	-0.001	15773285	0.2000	0.2153	M
2	8.500	8.500	0.000	17980743	0.2000	0.2145	M
2	9.290	9.289	0.001	9517070	0.2000	0.2190	
		Average of Peak Amounts =				0.2160	
						RPD = 0.90	

QC Flag Legend

Review Flags
M - Manually Integrated

Reagents:

SG1248@0.2ppm_00026 Amount Added: 1.00 Units: mL

Report Date: 25-Sep-2019 07:33:32 Chrom Revision: 2.3 17-Sep-2019 16:19:08

Eurofins TestAmerica, Canton

Data File: \\chromna\Canton\ChromData\A2HP12\20190923-91295.b\P12092318.D

Injection Date:	23-Sep-2019 17:55:58	Instrument ID:	A2HP12	Operator ID:	
Lims ID:	std02 1248			Worklist Smp#:	18
Client ID:					
Injection Vol:	1.0 ul	Dil. Factor:	1.0000	ALS Bottle#:	18
Method:	PCB12IS	Limit Group:	GC 8082A IS		

Y Scaling: Method Defined: Set to Absolute Y Value

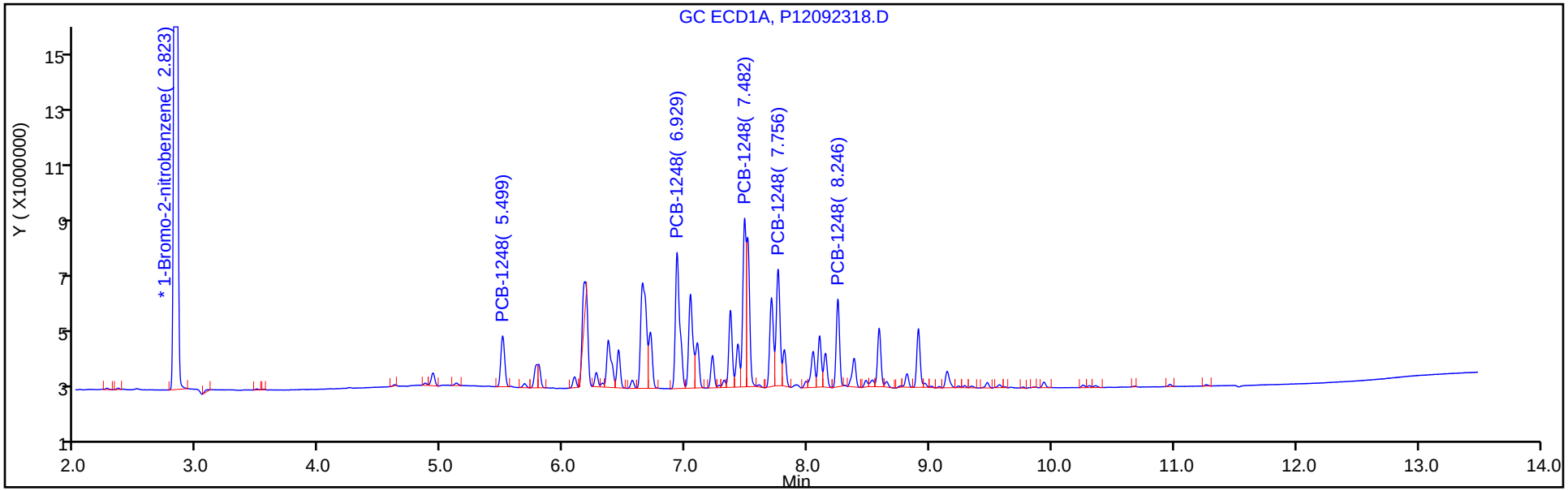

Y Scaling: Method Defined: Set to Absolute Y Value

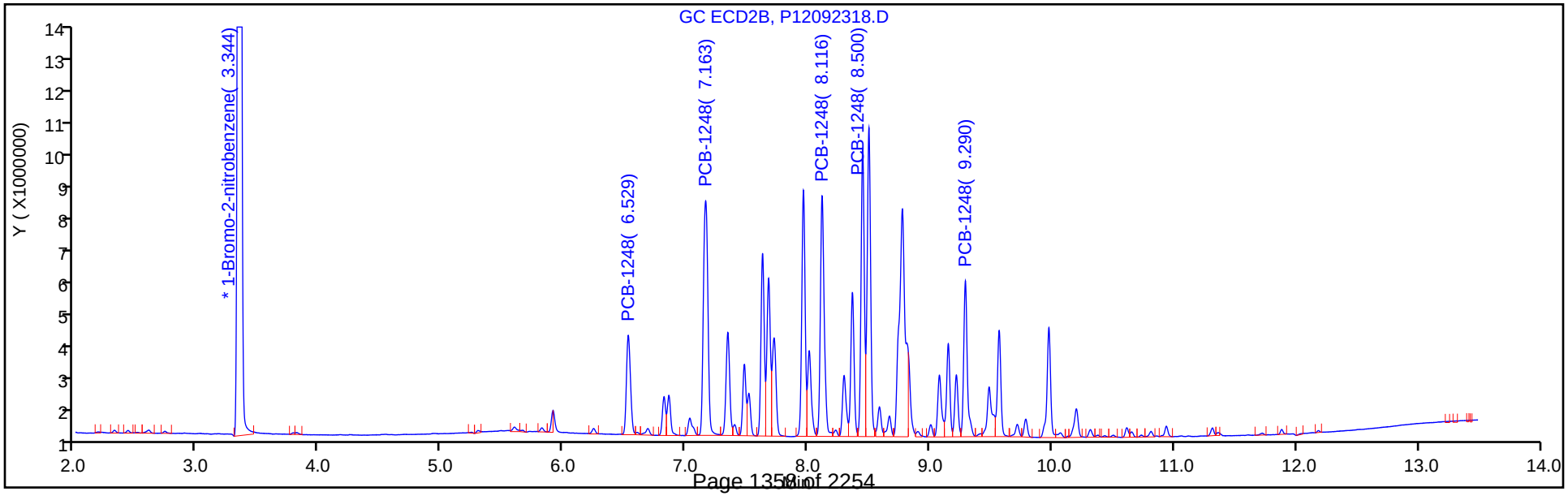

Eurofins TestAmerica, Canton
Target Compound Quantitation Report

Data File: \\chromna\Canton\ChromData\A2HP12\20190923-91295.b\P12092319.D
Lims ID: std05 1248
Client ID:
Sample Type: IC Calib Level: 4
Inject. Date: 23-Sep-2019 18:17:20 ALS Bottle#: 19 Worklist Smp#: 19
Injection Vol: 1.0 ul Dil. Factor: 1.0000
Sample Info: 240-0091295-019
Operator ID: Instrument ID: A2HP12
Sublist: chrom-PCB12IS*sub4

Method: \\chromna\Canton\ChromData\A2HP12\20190923-91295.b\PCB12IS.m
Limit Group: GC 8082A IS
Last Update: 25-Sep-2019 07:33:37 Calib Date: 23-Sep-2019 23:14:55
Integrator: Falcon
Quant Method: Internal Standard Quant By: Initial Calibration
Last ICal File: \\chromna\Canton\ChromData\A2HP12\20190923-91295.b\P12092333.D

Column 1 : Det: GC ECD1A
Column 2 : Det: GC ecd2b
Process Host: CTX0326

First Level Reviewer: hassl Date: 24-Sep-2019 06:27:03

Col	RT (min.)	Exp RT (min.)	Dlt RT (min.)	Response	Cal Amt ng/ul	OnCol Amt ng/ul	Flags
* 14 1-Bromo-2-nitrobenzene							
1	2.822	2.823	-0.001	76982454	0.0500	0.0500	
2	3.344	3.344	0.000	103872844	0.0500	0.0500	
7 PCB-1248							M
1	5.500	5.501	-0.001	7787958	0.5000	0.4792	
1	6.928	6.929	-0.001	26463381	0.5000	0.4568	M
1	7.482	7.482	0.000	24163946	0.5000	0.4495	M
1	7.757	7.759	-0.002	20302255	0.5000	0.4599	M
1	8.245	8.246	-0.001	13167619	0.5000	0.4634	
		Average of Peak Amounts =				0.4618	
2	6.528	6.528	0.000	14196621	0.5000	0.4519	
2	7.163	7.163	0.000	38422922	0.5000	0.4612	
2	8.116	8.117	-0.001	33150484	0.5000	0.4584	
2	8.499	8.500	-0.001	37711632	0.5000	0.4557	
2	9.289	9.289	0.000	19958030	0.5000	0.4765	
		Average of Peak Amounts =				0.4608	
						RPD = 0.22	

QC Flag Legend

Review Flags
M - Manually Integrated

Reagents:

SG1248@0.5ppm_00040 Amount Added: 1.00 Units: mL

Report Date: 25-Sep-2019 07:33:38 Chrom Revision: 2.3 17-Sep-2019 16:19:08

Eurofins TestAmerica, Canton

Data File: \\chromna\Canton\ChromData\A2HP12\20190923-91295.b\P12092319.D

Injection Date:	23-Sep-2019 18:17:20	Instrument ID:	A2HP12	Operator ID:	
Lims ID:	std05 1248			Worklist Smp#:	19
Client ID:					
Injection Vol:	1.0 ul	Dil. Factor:	1.0000	ALS Bottle#:	19
Method:	PCB12IS	Limit Group:	GC 8082A IS		

Y Scaling: Method Defined: Set to Absolute Y Value

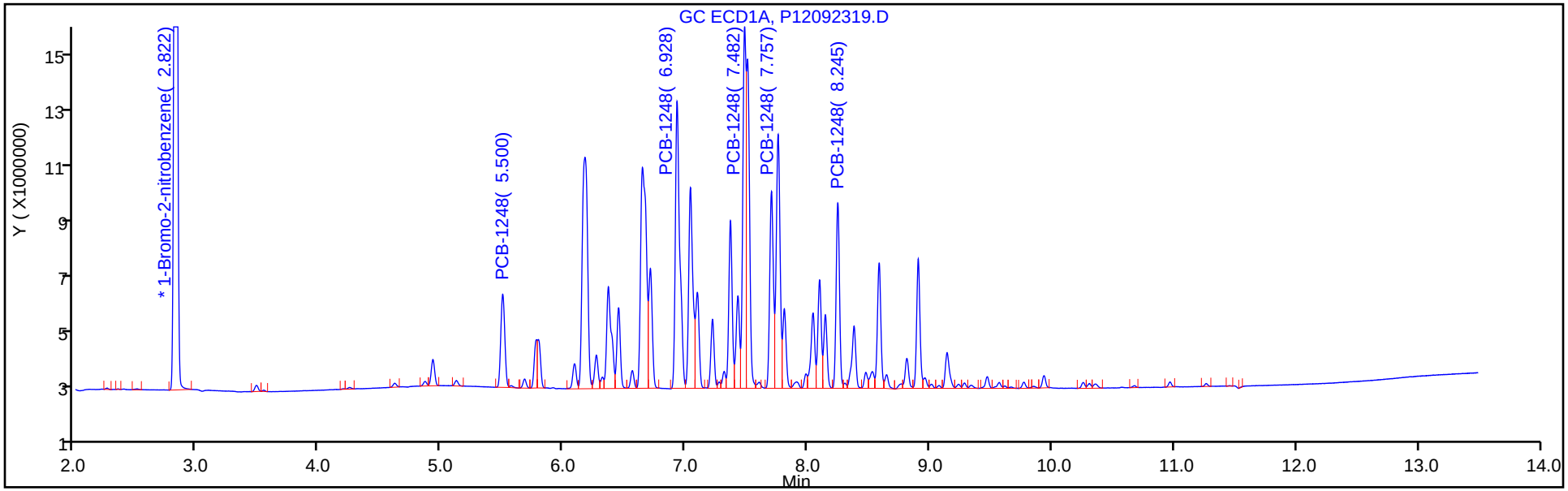

Y Scaling: Method Defined: Set to Absolute Y Value

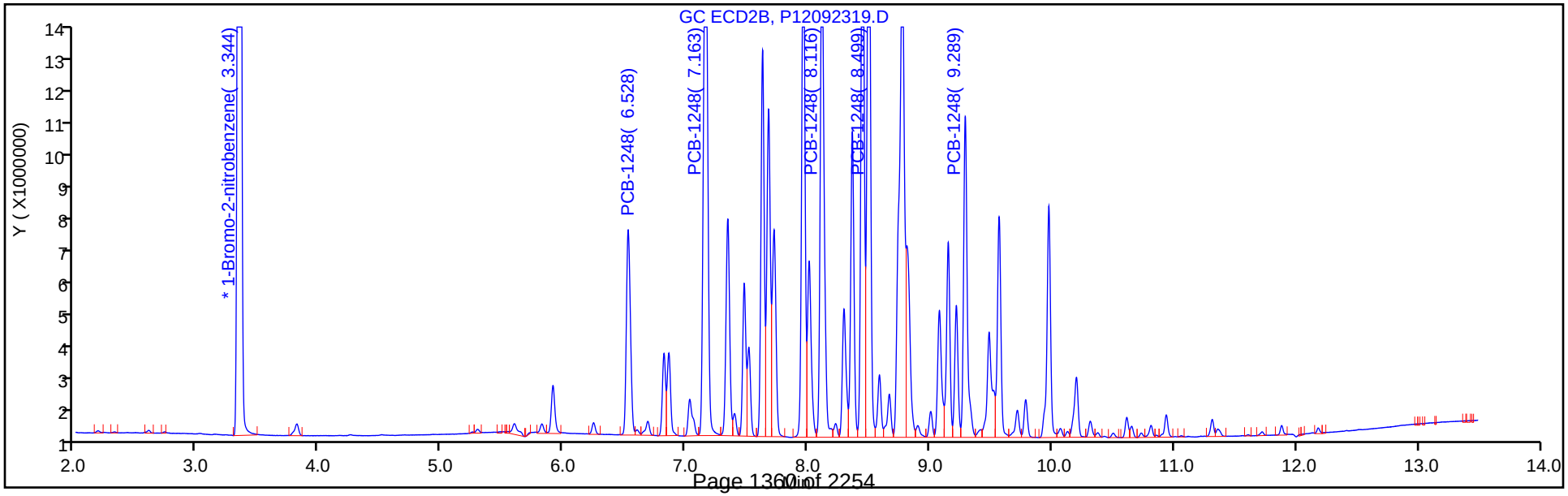

Report Date: 25-Sep-2019 07:33:38 Chrom Revision: 2.3 17-Sep-2019 16:19:08

Eurofins TestAmerica, Canton

Data File: \\chromna\Canton\ChromData\A2HP12\20190923-91295.b\P12092319.D

Injection Date: 23-Sep-2019 18:17:20 Instrument ID: A2HP12

Lims ID: std05 1248

Client ID:

Operator ID: ALS Bottle#: 19 Worklist Smp#: 19

Injection Vol: 1.0 ul Dil. Factor: 1.0000

Method: PCB12IS Limit Group: GC 8082A IS

Column: Detector GC ECD1A

7 PCB-1248, CAS: 12672-29-6

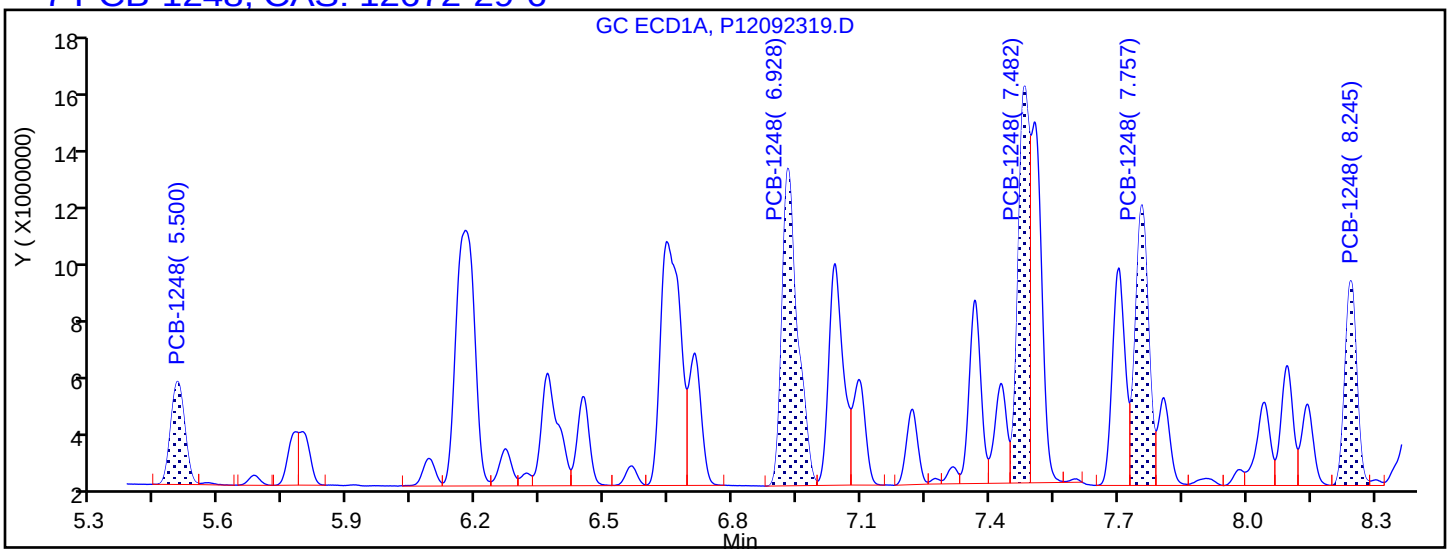

Processing Integration Results

5.500	Response = 7787958
6.928	Response = 26539732
7.482	Response = 23925826
7.757	Response = 20298369
8.245	Response = 13167619

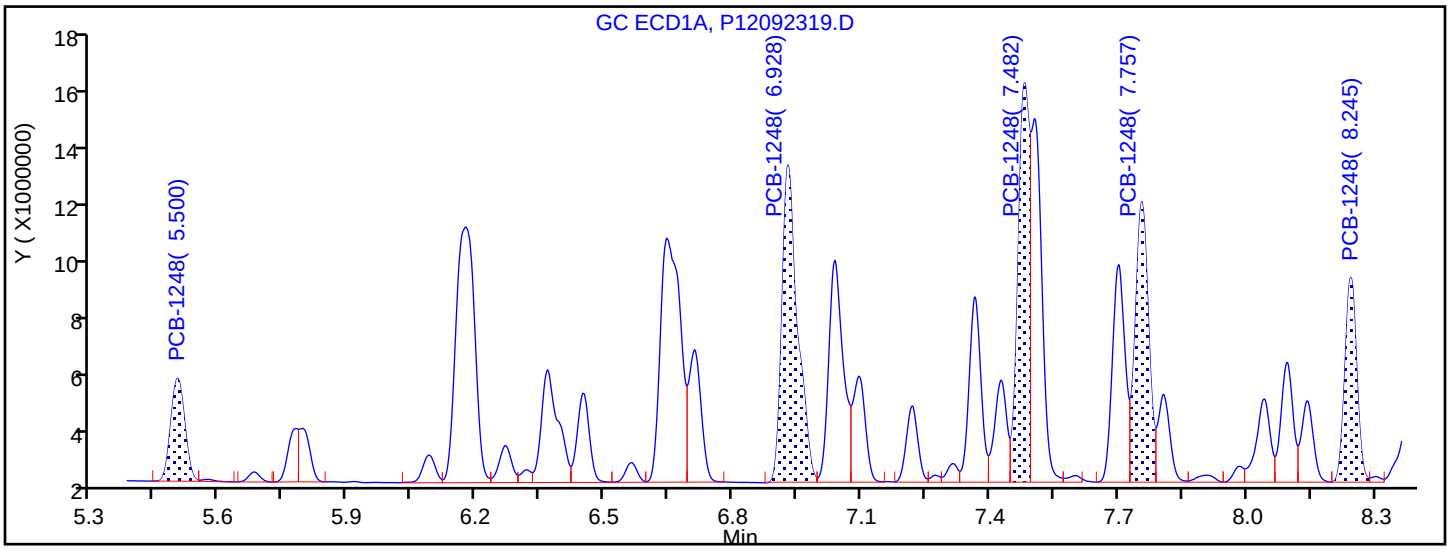

Manual Integration Results

5.500	Response = 7787958	
6.928	Response = 26463381	M
7.482	Response = 24163946	M
7.757	Response = 20302255	M
8.245	Response = 13167619	

Reviewer: hassl, 24-Sep-2019 06:26:59

Audit Action: Assigned New Baseline Audit Reason: Baseline Smoothing

Eurofins TestAmerica, Canton
Target Compound Quantitation Report

Data File: \\chromna\Canton\ChromData\A2HP12\20190923-91295.b\P12092320.D
Lims ID: std1 1248
Client ID:
Sample Type: IC Calib Level: 5
Inject. Date: 23-Sep-2019 18:38:35 ALS Bottle#: 20 Worklist Smp#: 20
Injection Vol: 1.0 ul Dil. Factor: 1.0000
Sample Info: 240-0091295-020
Operator ID: Instrument ID: A2HP12
Sublist: chrom-PCB12IS*sub4

Method: \\chromna\Canton\ChromData\A2HP12\20190923-91295.b\PCB12IS.m
Limit Group: GC 8082A IS
Last Update: 25-Sep-2019 07:33:42 Calib Date: 23-Sep-2019 23:14:55
Integrator: Falcon
Quant Method: Internal Standard Quant By: Initial Calibration
Last ICal File: \\chromna\Canton\ChromData\A2HP12\20190923-91295.b\P12092333.D

Column 1 : Det: GC ECD1A
Column 2 : Det: GC ecd2b
Process Host: CTX0326

First Level Reviewer: grantk Date: 25-Sep-2019 06:52:12

Col	RT (min.)	Exp RT (min.)	Dlt RT (min.)	Response	Cal Amt ng/ul	OnCol Amt ng/ul	Flags
* 14 1-Bromo-2-nitrobenzene							
1	2.822	2.823	-0.001	73235004	0.0500	0.0500	
2	3.344	3.344	0.000	97985008	0.0500	0.0500	
7 PCB-1248							
1	5.500	5.501	-0.001	16361628	1.00	1.06	
1	6.929	6.929	0.000	53324925	1.00	0.9676	
1	7.481	7.482	-0.001	49488186	1.00	0.9677	
1	7.755	7.759	-0.004	41318182	1.00	0.9838	
1	8.245	8.246	-0.001	27093384	1.00	1.00	
		Average of Peak Amounts =				1.00	
2	6.528	6.528	0.000	27428680	1.00	0.9256	
2	7.162	7.163	-0.001	76129099	1.00	0.9687	
2	8.115	8.117	-0.002	64918917	1.00	0.9516	
2	8.499	8.500	-0.001	74668859	1.00	0.9566	
2	9.289	9.289	0.000	39385808	1.00	1.01	
		Average of Peak Amounts =				0.9621	
						RPD = 3.45	

Reagents:

SG1248@1.0ppm_00030 Amount Added: 1.00 Units: mL

Report Date: 25-Sep-2019 07:33:43 Chrom Revision: 2.3 17-Sep-2019 16:19:08

Eurofins TestAmerica, Canton

Data File: \\chromna\Canton\ChromData\A2HP12\20190923-91295.b\P12092320.D

Injection Date:	23-Sep-2019 18:38:35	Instrument ID:	A2HP12	Operator ID:	
Lims ID:	std1 1248			Worklist Smp#:	20
Client ID:					
Injection Vol:	1.0 ul	Dil. Factor:	1.0000	ALS Bottle#:	20
Method:	PCB12IS	Limit Group:	GC 8082A IS		

Y Scaling: Method Defined: Set to Absolute Y Value

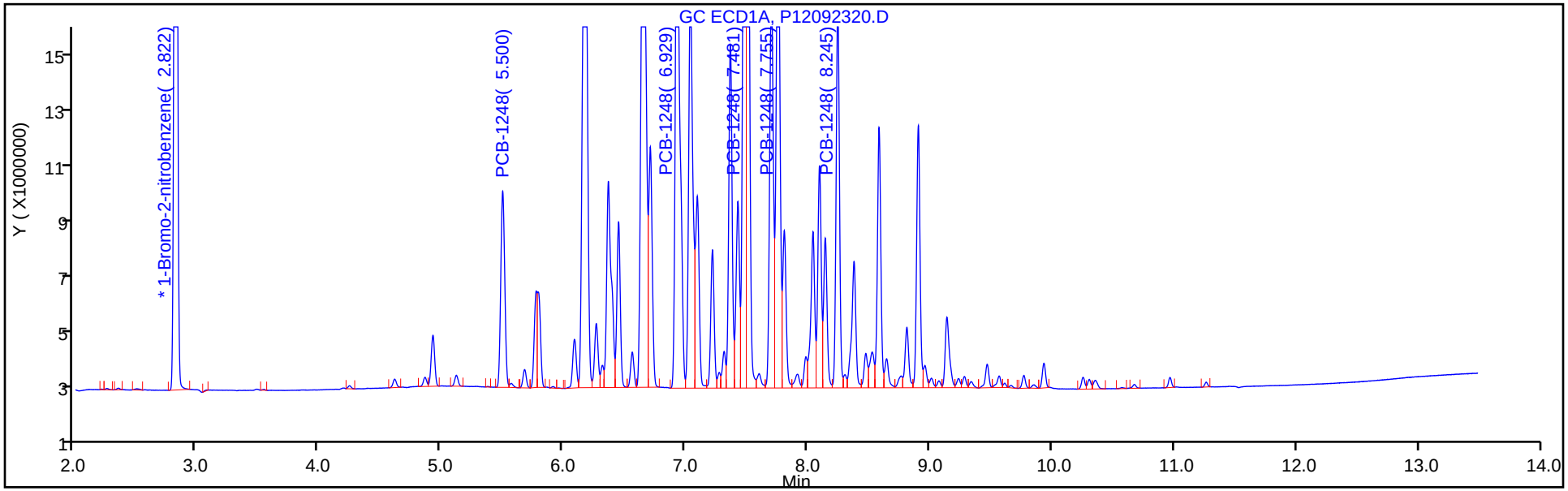

Y Scaling: Method Defined: Set to Absolute Y Value

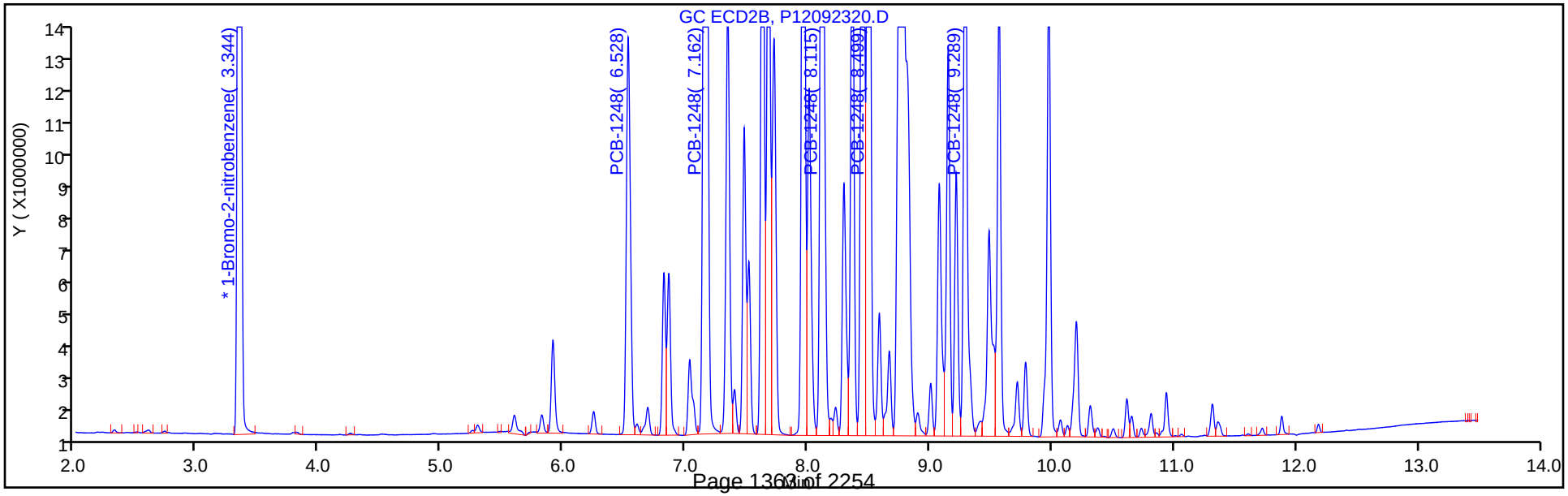

Eurofins TestAmerica, Canton
Target Compound Quantitation Report

Data File: \\chromna\Canton\ChromData\A2HP12\20190923-91295.b\P12092321.D
Lims ID: std15 1248
Client ID:
Sample Type: IC Calib Level: 6
Inject. Date: 23-Sep-2019 18:59:50 ALS Bottle#: 21 Worklist Smp#: 21
Injection Vol: 1.0 ul Dil. Factor: 1.0000
Sample Info: 240-0091295-021
Operator ID: Instrument ID: A2HP12
Sublist: chrom-PCB12IS*sub4

Method: \\chromna\Canton\ChromData\A2HP12\20190923-91295.b\PCB12IS.m
Limit Group: GC 8082A IS
Last Update: 25-Sep-2019 07:33:46 Calib Date: 23-Sep-2019 23:14:55
Integrator: Falcon
Quant Method: Internal Standard Quant By: Initial Calibration
Last ICal File: \\chromna\Canton\ChromData\A2HP12\20190923-91295.b\P12092333.D

Column 1 : Det: GC ECD1A
Column 2 : Det: GC ecd2b
Process Host: CTX0326

First Level Reviewer: hassl Date: 24-Sep-2019 06:27:41

Col	RT (min.)	Exp RT (min.)	Dlt RT (min.)	Response	Cal Amt ng/ul	OnCol Amt ng/ul	Flags
* 14 1-Bromo-2-nitrobenzene							
1	2.823	2.823	-0.001	75237179	0.0500	0.0500	
2	3.344	3.344	0.000	99994193	0.0500	0.0500	
7 PCB-1248							M
1	5.500	5.501	-0.001	24316760	1.50	1.53	M
1	6.928	6.929	-0.001	81573233	1.50	1.44	
1	7.482	7.482	0.000	80415273	1.50	1.53	
1	7.755	7.759	-0.004	63938673	1.50	1.48	
1	8.245	8.246	-0.001	41409183	1.50	1.49	
		Average of Peak Amounts =				1.50	
2	6.529	6.528	0.001	41102768	1.50	1.36	
2	7.161	7.163	-0.002	115844674	1.50	1.44	
2	8.116	8.117	-0.001	98792628	1.50	1.42	
2	8.499	8.500	-0.001	113732867	1.50	1.43	
2	9.288	9.289	-0.001	59584314	1.50	1.50	
		Average of Peak Amounts =				1.43	
						RPD = 4.45	

QC Flag Legend

Review Flags
M - Manually Integrated

Reagents:

SG1248@1.5ppm_00006 Amount Added: 1.00 Units: mL

Report Date: 25-Sep-2019 07:33:47 Chrom Revision: 2.3 17-Sep-2019 16:19:08

Eurofins TestAmerica, Canton

Data File: \\chromna\Canton\ChromData\A2HP12\20190923-91295.b\P12092321.D

Injection Date:	23-Sep-2019 18:59:50	Instrument ID:	A2HP12	Operator ID:	
Lims ID:	std15 1248			Worklist Smp#:	21
Client ID:					
Injection Vol:	1.0 ul	Dil. Factor:	1.0000	ALS Bottle#:	21
Method:	PCB12IS	Limit Group:	GC 8082A IS		

Y Scaling: Method Defined: Set to Absolute Y Value

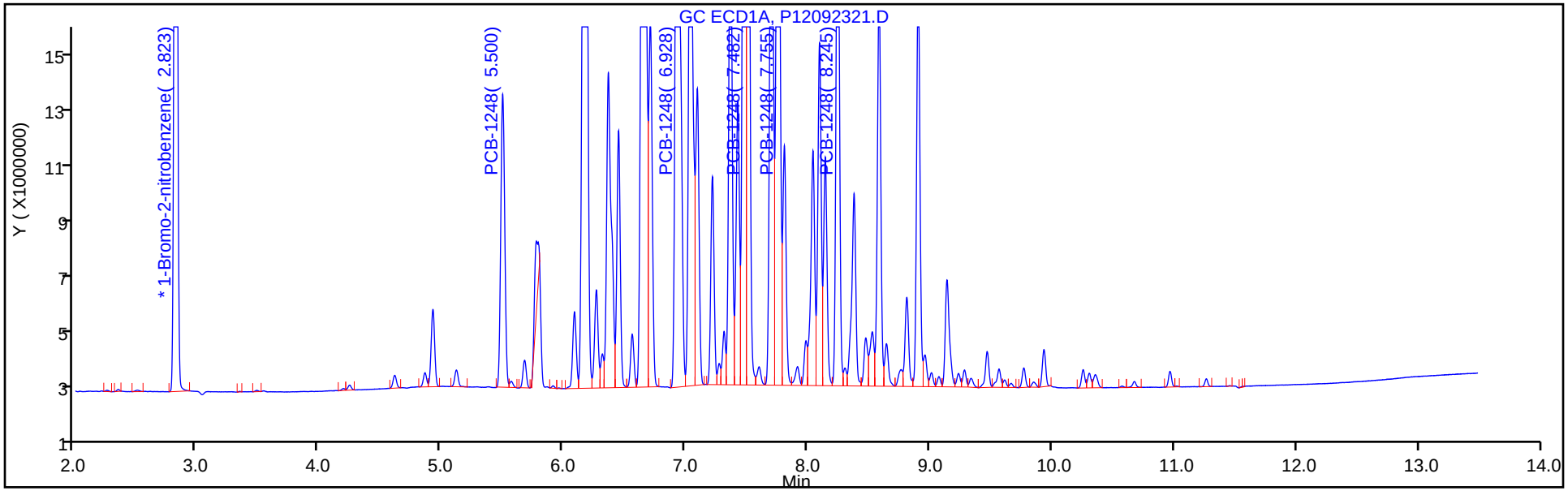

Y Scaling: Method Defined: Set to Absolute Y Value

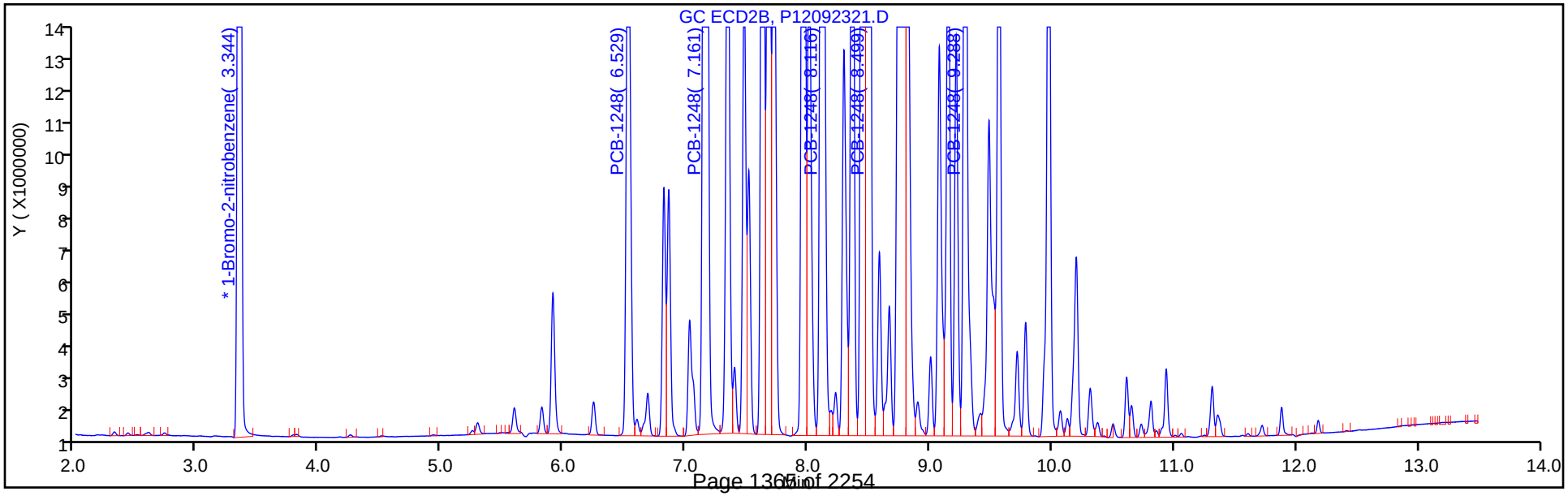

Report Date: 25-Sep-2019 07:33:47 Chrom Revision: 2.3 17-Sep-2019 16:19:08

Eurofins TestAmerica, Canton

Data File: \\chromna\Canton\ChromData\A2HP12\20190923-91295.b\P12092321.D

Injection Date: 23-Sep-2019 18:59:50 Instrument ID: A2HP12

Lims ID: std15 1248

Client ID:

Operator ID: ALS Bottle#: 21 Worklist Smp#: 21

Injection Vol: 1.0 ul Dil. Factor: 1.0000

Method: PCB12IS Limit Group: GC 8082A IS

Column: Detector GC ECD1A

7 PCB-1248, CAS: 12672-29-6

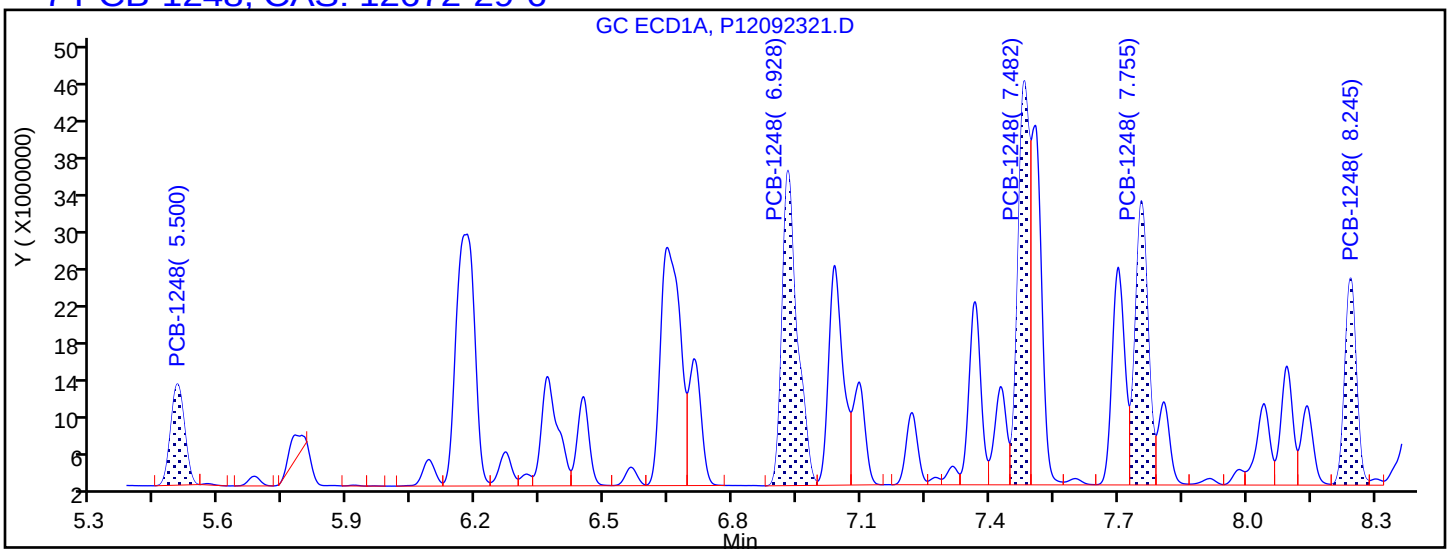

Processing Integration Results

5.500	Response = 24005702
6.928	Response = 81573233
7.482	Response = 80415273
7.755	Response = 63938673
8.245	Response = 41409183

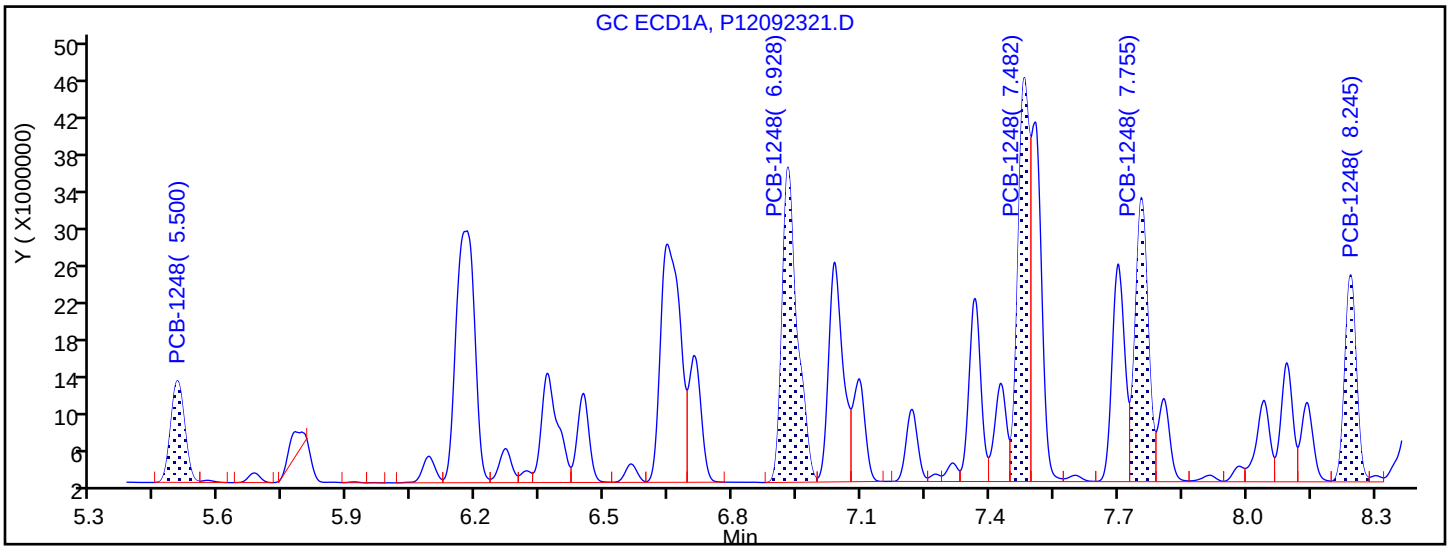

Manual Integration Results

5.500	Response = 24316760	M
6.928	Response = 81573233	
7.482	Response = 80415273	
7.755	Response = 63938673	
8.245	Response = 41409183	

Reviewer: hassl, 24-Sep-2019 06:27:36

Audit Action: Assigned New Baseline Audit Reason: Baseline Smoothing

FORM VI
PCBS BY INTERNAL STANDARD - INITIAL CALIBRATION DATA
CURVE EVALUATION

Lab Name: Eurofins TestAmerica, Canton Job No.: 240-124062-1 Analy Batch No.: 401912

SDG No.:

Instrument ID: A2HP12 GC Column: CLP-2 (0.53 ID: 0.53(mm) Heated Purge: (Y/N) N

Calibration Start Date: 09/23/2019 17:13 Calibration End Date: 09/23/2019 18:59 Calibration ID: 53374

Calibration Files:

LEVEL:	LAB SAMPLE ID:	LAB FILE ID:
Level 1	STD005 240-401912/16	P12092316.D
Level 2	STD01 240-401912/17	P12092317.D
Level 3	STD02 240-401912/18	P12092318.D
Level 4	STD05 240-401912/19	P12092319.D
Level 5	STD1 240-401912/20	P12092320.D
Level 6	STD15 240-401912/21	P12092321.D

ANALYTE	RRF					CURVE TYPE	COEFFICIENT			#	MIN RRF	%RSD	#	MAX %RSD	R^2 OR COD	#	MIN R^2 OR COD
	LVL 1 LVL 6	LVL 2	LVL 3	LVL 4	LVL 5		B	M1	M2								
PCB-1248 Peak 1	0.0171 0.0137	0.0159	0.0163	0.0137	0.0140	Ave		0.0151				10.0		20.0			
PCB-1248 Peak 2	0.0431 0.0386	0.0398	0.0432	0.0370	0.0388	Ave		0.0401				6.4		20.0			
PCB-1248 Peak 3	0.0371 0.0329	0.0363	0.0375	0.0319	0.0331	Ave		0.0348				7.0		20.0			
PCB-1248 Peak 4	0.0424 0.0379	0.0415	0.0427	0.0363	0.0381	Ave		0.0398				6.8		20.0			
PCB-1248 Peak 5	0.0226 0.0199	0.0217	0.0226	0.0192	0.0201	Lin1	0.0002	0.0197							0.9990		0.9900

Note: The M1 coefficient is the same as Ave RRF for an Ave curve type.

FORM VI
PCBS BY INTERNAL STANDARD - INITIAL CALIBRATION DATA
RESPONSE AND CONCENTRATION

Lab Name: Eurofins TestAmerica, Canton Job No.: 240-124062-1 Analy Batch No.: 401912

SDG No.:

Instrument ID: A2HP12 GC Column: CLP-2 (0.53 ID: 0.53(mm) Heated Purge: (Y/N) N

Calibration Start Date: 09/23/2019 17:13 Calibration End Date: 09/23/2019 18:59 Calibration ID: 53374

Calibration Files:

LEVEL:	LAB SAMPLE ID:	LAB FILE ID:
Level 1	STD005 240-401912/16	P12092316.D
Level 2	STD01 240-401912/17	P12092317.D
Level 3	STD02 240-401912/18	P12092318.D
Level 4	STD05 240-401912/19	P12092319.D
Level 5	STD1 240-401912/20	P12092320.D
Level 6	STD15 240-401912/21	P12092321.D

ANALYTE	IS REF	CURVE TYPE	RESPONSE					CONCENTRATION (NG/UL)				
			LVL 1 LVL 6	LVL 2	LVL 3	LVL 4	LVL 5	LVL 1 LVL 6	LVL 2	LVL 3	LVL 4	LVL 5
PCB-1248 Peak 1	BNB	Ave	1767357 41102768	3265764	6861246	14196621	27428680	0.0500 1.50	0.100	0.200	0.500	1.00
PCB-1248 Peak 2	BNB	Ave	4444465 115844674	8168903	18196740	38422922	76129099	0.0500 1.50	0.100	0.200	0.500	1.00
PCB-1248 Peak 3	BNB	Ave	3828020 98792628	7444200	15773285	33150484	64918917	0.0500 1.50	0.100	0.200	0.500	1.00
PCB-1248 Peak 4	BNB	Ave	4371300 113732867	8522845	17980743	37711632	74668859	0.0500 1.50	0.100	0.200	0.500	1.00
PCB-1248 Peak 5	BNB	Lin1	2334132 59584314	4461517	9517070	19958030	39385808	0.0500 1.50	0.100	0.200	0.500	1.00

Curve Type Legend:

Ave = Average ISTD
Lin1 = Linear 1/conc ISTD

Eurofins TestAmerica, Canton
Target Compound Quantitation Report

Data File: \\chromna\Canton\ChromData\A2HP12\20190923-91295.b\P12092316.D
Lims ID: std005 1248
Client ID:
Sample Type: IC Calib Level: 1
Inject. Date: 23-Sep-2019 17:13:31 ALS Bottle#: 16 Worklist Smp#: 16
Injection Vol: 1.0 ul Dil. Factor: 1.0000
Sample Info: 240-0091295-016
Operator ID: Instrument ID: A2HP12
Sublist: chrom-PCB12IS*sub4

Method: \\chromna\Canton\ChromData\A2HP12\20190923-91295.b\PCB12IS.m
Limit Group: GC 8082A IS
Last Update: 25-Sep-2019 07:33:18 Calib Date: 23-Sep-2019 23:14:55
Integrator: Falcon
Quant Method: Internal Standard Quant By: Initial Calibration
Last ICal File: \\chromna\Canton\ChromData\A2HP12\20190923-91295.b\P12092333.D

Column 1 : Det: GC ECD1A
Column 2 : Det: GC ecd2b
Process Host: CTX0326

First Level Reviewer: hassl Date: 24-Sep-2019 05:45:12

Col	RT (min.)	Exp RT (min.)	Dlt RT (min.)	Response	Cal Amt ng/ul	OnCol Amt ng/ul	Flags
* 14 1-Bromo-2-nitrobenzene							
1	2.822	2.823	-0.002	76077254	0.0500	0.0500	
2	3.344	3.344	0.000	103081746	0.0500	0.0500	
7 PCB-1248							
1	5.501	5.501	0.000	647523	0.0500	0.0403	
1	6.929	6.929	0.000	3098150	0.0500	0.0541	
1	7.482	7.482	0.000	2858324	0.0500	0.0538	
1	7.759	7.759	0.000	2357687	0.0500	0.0540	
1	8.246	8.246	0.000	1472637	0.0500	0.0524	
		Average of Peak Amounts =				0.0509	
2	6.528	6.528	0.000	1767357	0.0500	0.0567	
2	7.163	7.163	0.000	4444465	0.0500	0.0538	
2	8.117	8.117	0.000	3828020	0.0500	0.0533	
2	8.500	8.500	0.000	4371300	0.0500	0.0532	
2	9.289	9.289	0.000	2334132	0.0500	0.0472	
		Average of Peak Amounts =				0.0528	
						RPD = 3.67	

Reagents:

SG1248@.05ppm_00027 Amount Added: 1.00 Units: mL

Report Date: 25-Sep-2019 07:33:20 Chrom Revision: 2.3 17-Sep-2019 16:19:08

Eurofins TestAmerica, Canton

Data File: \\chromna\Canton\ChromData\A2HP12\20190923-91295.b\P12092316.D

Injection Date:	23-Sep-2019 17:13:31	Instrument ID:	A2HP12	Operator ID:	
Lims ID:	std005 1248			Worklist Smp#:	16
Client ID:					
Injection Vol:	1.0 ul	Dil. Factor:	1.0000	ALS Bottle#:	16
Method:	PCB12IS	Limit Group:	GC 8082A IS		

Y Scaling: Method Defined: Set to Absolute Y Value

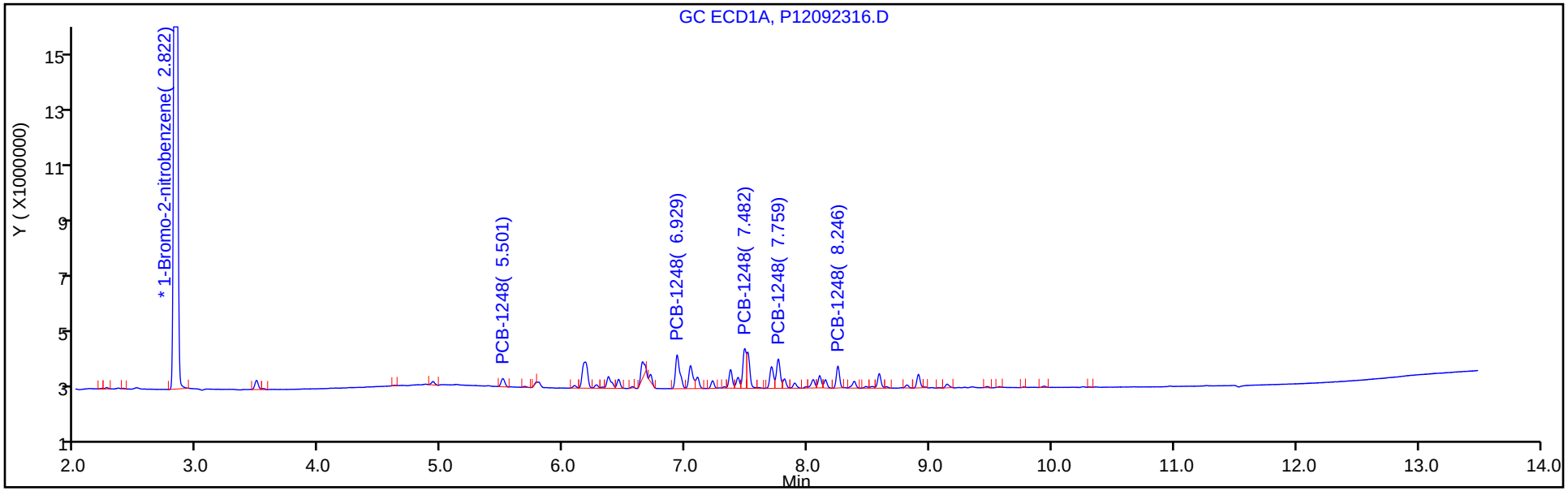

Y Scaling: Method Defined: Set to Absolute Y Value

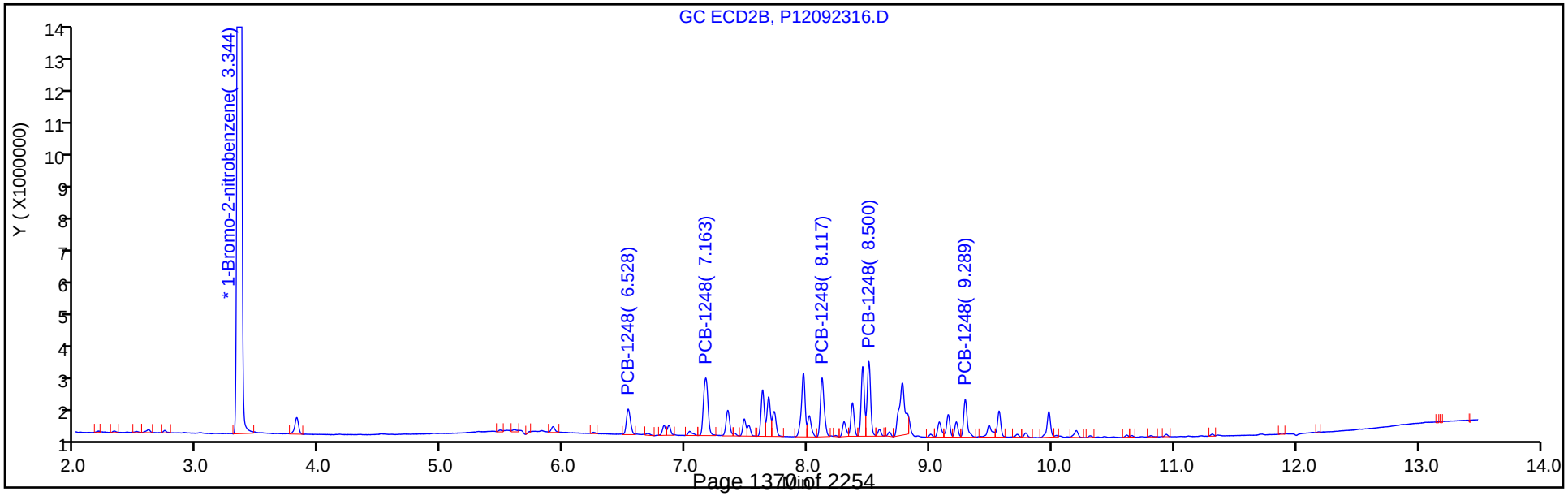

Eurofins TestAmerica, Canton
Target Compound Quantitation Report

Data File: \\chromna\Canton\ChromData\A2HP12\20190923-91295.b\P12092317.D
Lims ID: std01 1248
Client ID:
Sample Type: IC Calib Level: 2
Inject. Date: 23-Sep-2019 17:34:45 ALS Bottle#: 17 Worklist Smp#: 17
Injection Vol: 1.0 ul Dil. Factor: 1.0000
Sample Info: 240-0091295-017
Operator ID: Instrument ID: A2HP12
Sublist: chrom-PCB12IS*sub4

Method: \\chromna\Canton\ChromData\A2HP12\20190923-91295.b\PCB12IS.m
Limit Group: GC 8082A IS
Last Update: 25-Sep-2019 07:33:24 Calib Date: 23-Sep-2019 23:14:55
Integrator: Falcon
Quant Method: Internal Standard Quant By: Initial Calibration
Last ICal File: \\chromna\Canton\ChromData\A2HP12\20190923-91295.b\P12092333.D

Column 1 : Det: GC ECD1A
Column 2 : Det: GC ecd2b
Process Host: CTX0326

First Level Reviewer: hassl Date: 24-Sep-2019 05:45:35

Col	RT (min.)	Exp RT (min.)	Dlt RT (min.)	Response	Cal Amt ng/ul	OnCol Amt ng/ul	Flags
* 14 1-Bromo-2-nitrobenzene							
1	2.823	2.823	0.000	76543567	0.0500	0.0500	
2	3.345	3.344	0.001	102580264	0.0500	0.0500	
7 PCB-1248							M
1	5.501	5.501	0.000	1518307	0.1000	0.0940	
1	6.930	6.929	0.001	5940611	0.1000	0.1031	
1	7.481	7.482	-0.001	5260562	0.1000	0.0984	
1	7.757	7.759	-0.002	4458067	0.1000	0.1016	
1	8.246	8.246	0.000	2833643	0.1000	0.1003	
		Average of Peak Amounts =				0.0995	
2	6.529	6.528	0.001	3265764	0.1000	0.1053	
2	7.161	7.163	-0.002	8168903	0.1000	0.0993	M
2	8.117	8.117	0.000	7444200	0.1000	0.1042	M
2	8.500	8.500	0.000	8522845	0.1000	0.1043	M
2	9.290	9.289	0.001	4461517	0.1000	0.1000	
		Average of Peak Amounts =				0.1026	
						RPD = 3.12	

QC Flag Legend

Review Flags
M - Manually Integrated

Reagents:

SG1248@0.1PPM_00030 Amount Added: 1.00 Units: mL

Report Date: 25-Sep-2019 07:33:26 Chrom Revision: 2.3 17-Sep-2019 16:19:08

Eurofins TestAmerica, Canton

Data File: \\chromna\Canton\ChromData\A2HP12\20190923-91295.b\P12092317.D

Injection Date:	23-Sep-2019 17:34:45	Instrument ID:	A2HP12	Operator ID:	
Lims ID:	std01 1248			Worklist Smp#:	17
Client ID:					
Injection Vol:	1.0 ul	Dil. Factor:	1.0000	ALS Bottle#:	17
Method:	PCB12IS	Limit Group:	GC 8082A IS		

Y Scaling: Method Defined: Set to Absolute Y Value

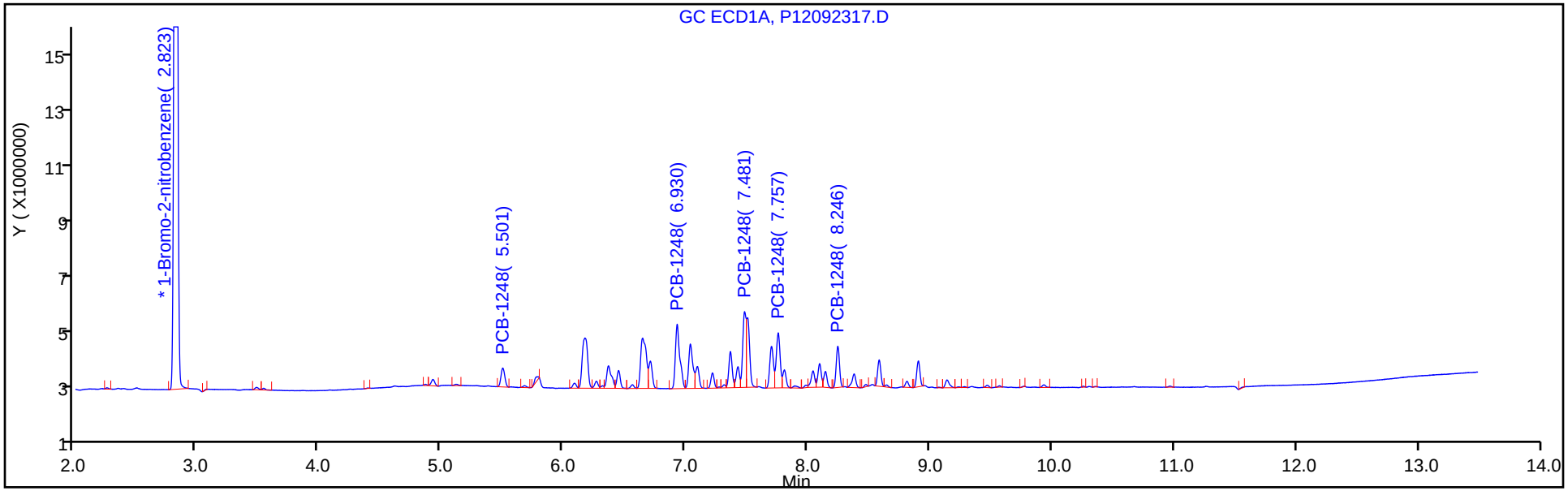

Y Scaling: Method Defined: Set to Absolute Y Value

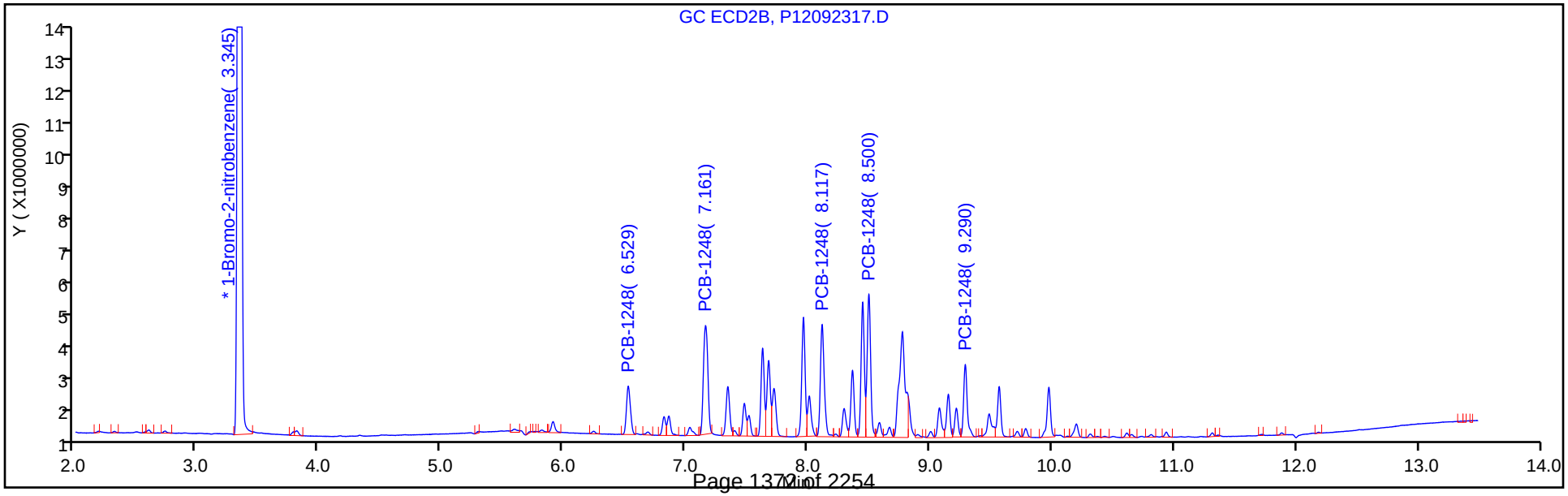

Report Date: 25-Sep-2019 07:33:26 Chrom Revision: 2.3 17-Sep-2019 16:19:08

Eurofins TestAmerica, Canton

Data File: \\chromna\Canton\ChromData\A2HP12\20190923-91295.b\P12092317.D

Injection Date: 23-Sep-2019 17:34:45 Instrument ID: A2HP12

Lims ID: std01 1248

Client ID:

Operator ID: ALS Bottle#: 17 Worklist Smp#: 17

Injection Vol: 1.0 ul Dil. Factor: 1.0000

Method: PCB12IS Limit Group: GC 8082A IS

Column: Detector GC ecd2b

7 PCB-1248, CAS: 12672-29-6

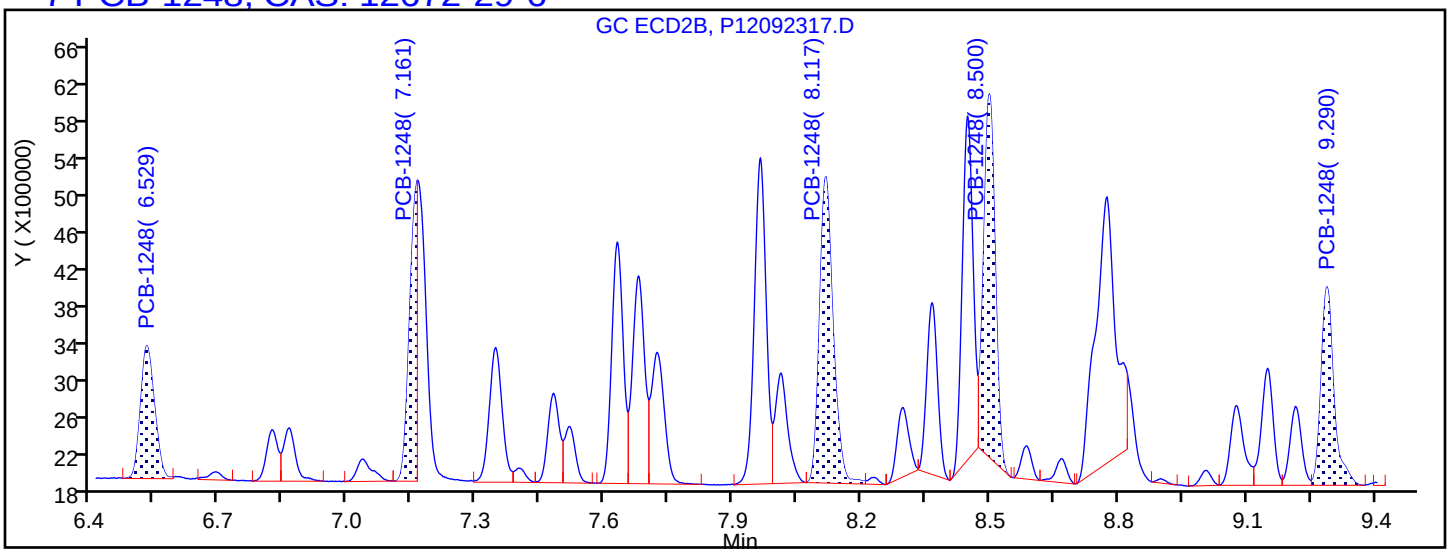

Processing Integration Results

6.529	Response = 3265764
7.161	Response = 3884363
8.117	Response = 7325340
8.500	Response = 7360842
9.290	Response = 4461517

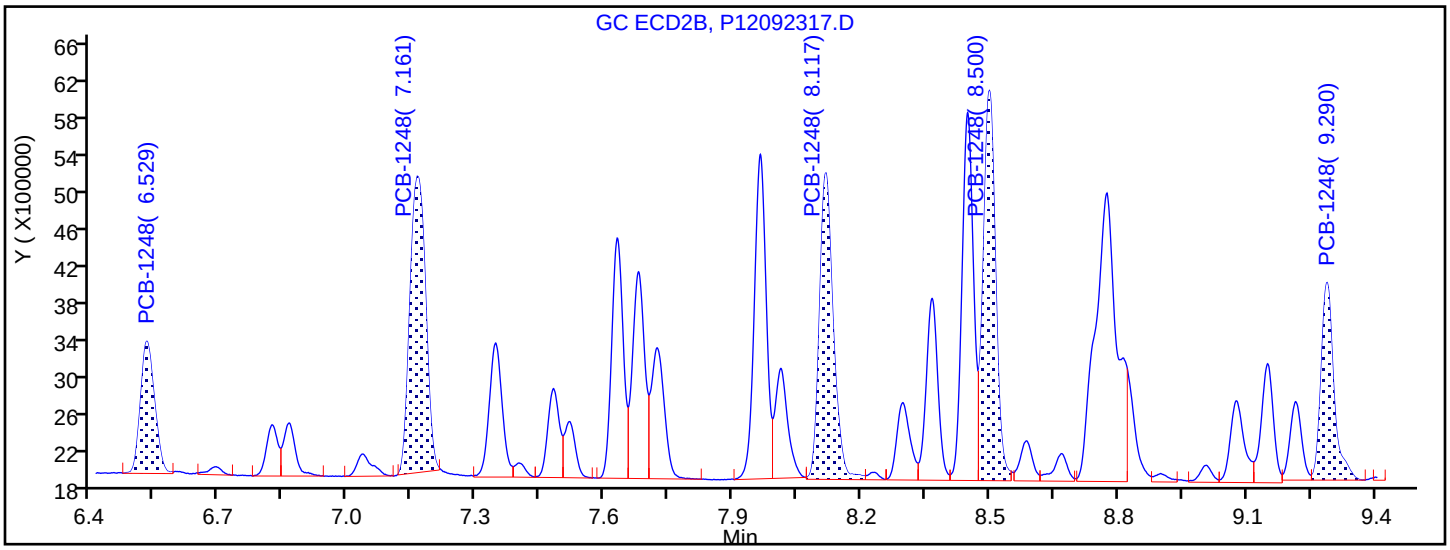

Manual Integration Results

6.529	Response = 3265764	
7.161	Response = 8168903	M
8.117	Response = 7444200	M
8.500	Response = 8522845	M
9.290	Response = 4461517	

Reviewer: hassl, 24-Sep-2019 05:45:31

Audit Action: Assigned New Baseline Audit Reason: Baseline Smoothing

Eurofins TestAmerica, Canton
Target Compound Quantitation Report

Data File: \\chromna\Canton\ChromData\A2HP12\20190923-91295.b\P12092318.D
Lims ID: std02 1248
Client ID:
Sample Type: IC Calib Level: 3
Inject. Date: 23-Sep-2019 17:55:58 ALS Bottle#: 18 Worklist Smp#: 18
Injection Vol: 1.0 ul Dil. Factor: 1.0000
Sample Info: 240-0091295-018
Operator ID: Instrument ID: A2HP12
Sublist: chrom-PCB12IS*sub4

Method: \\chromna\Canton\ChromData\A2HP12\20190923-91295.b\PCB12IS.m
Limit Group: GC 8082A IS
Last Update: 25-Sep-2019 07:33:31 Calib Date: 23-Sep-2019 23:14:55
Integrator: Falcon
Quant Method: Internal Standard Quant By: Initial Calibration
Last ICal File: \\chromna\Canton\ChromData\A2HP12\20190923-91295.b\P12092333.D

Column 1 : Det: GC ECD1A
Column 2 : Det: GC ecd2b
Process Host: CTX0326

First Level Reviewer: hassl Date: 24-Sep-2019 06:26:39

Col	RT (min.)	Exp RT (min.)	Dlt RT (min.)	Response	Cal Amt ng/ul	OnCol Amt ng/ul	Flags
* 14 1-Bromo-2-nitrobenzene							
1	2.823	2.823	-0.001	80053958	0.0500	0.0500	
2	3.344	3.344	0.000	105222418	0.0500	0.0500	
7 PCB-1248							M
1	5.499	5.501	-0.002	4113792	0.2000	0.2434	
1	6.929	6.929	0.000	12586846	0.2000	0.2089	
1	7.482	7.482	0.000	11765908	0.2000	0.2105	
1	7.756	7.759	-0.003	9295679	0.2000	0.2025	
1	8.246	8.246	0.000	6057680	0.2000	0.2050	
		Average of Peak Amounts =				0.2141	
2	6.529	6.528	0.001	6861246	0.2000	0.2156	
2	7.163	7.163	0.000	18196740	0.2000	0.2156	
2	8.116	8.117	-0.001	15773285	0.2000	0.2153	M
2	8.500	8.500	0.000	17980743	0.2000	0.2145	M
2	9.290	9.289	0.001	9517070	0.2000	0.2190	
		Average of Peak Amounts =				0.2160	
						RPD = 0.90	

QC Flag Legend

Review Flags
M - Manually Integrated

Reagents:

SG1248@0.2ppm_00026 Amount Added: 1.00 Units: mL

Report Date: 25-Sep-2019 07:33:32 Chrom Revision: 2.3 17-Sep-2019 16:19:08

Eurofins TestAmerica, Canton

Data File: \\chromna\Canton\ChromData\A2HP12\20190923-91295.b\P12092318.D

Injection Date:	23-Sep-2019 17:55:58	Instrument ID:	A2HP12	Operator ID:	
Lims ID:	std02 1248			Worklist Smp#:	18
Client ID:					
Injection Vol:	1.0 ul	Dil. Factor:	1.0000	ALS Bottle#:	18
Method:	PCB12IS	Limit Group:	GC 8082A IS		

Y Scaling: Method Defined: Set to Absolute Y Value

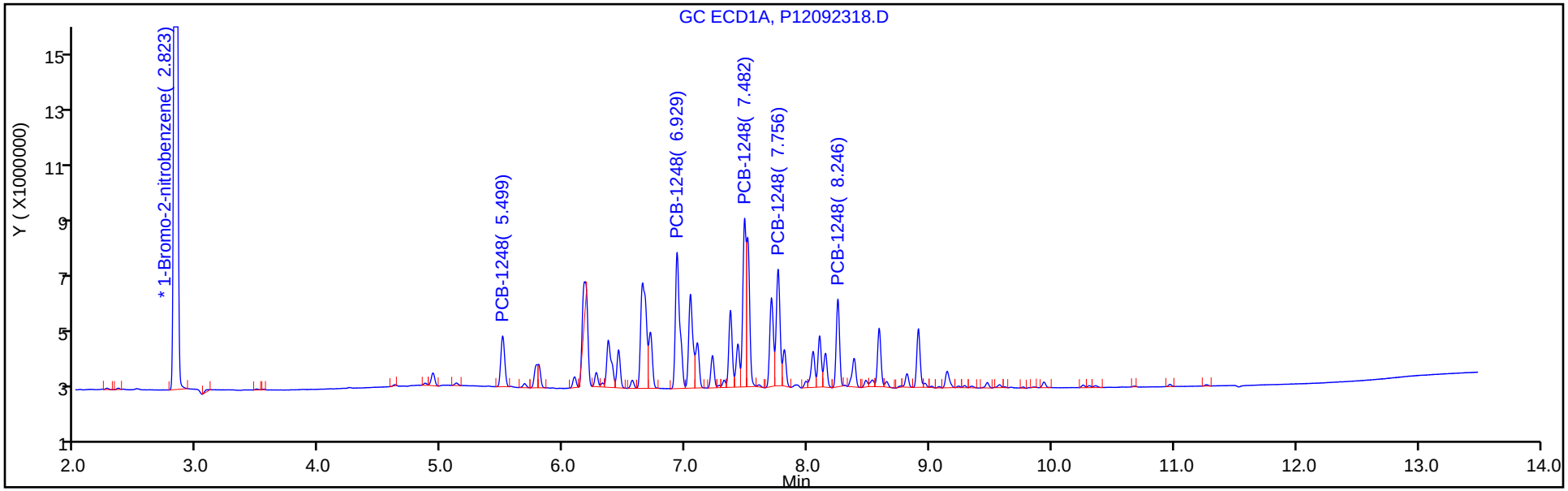

Y Scaling: Method Defined: Set to Absolute Y Value

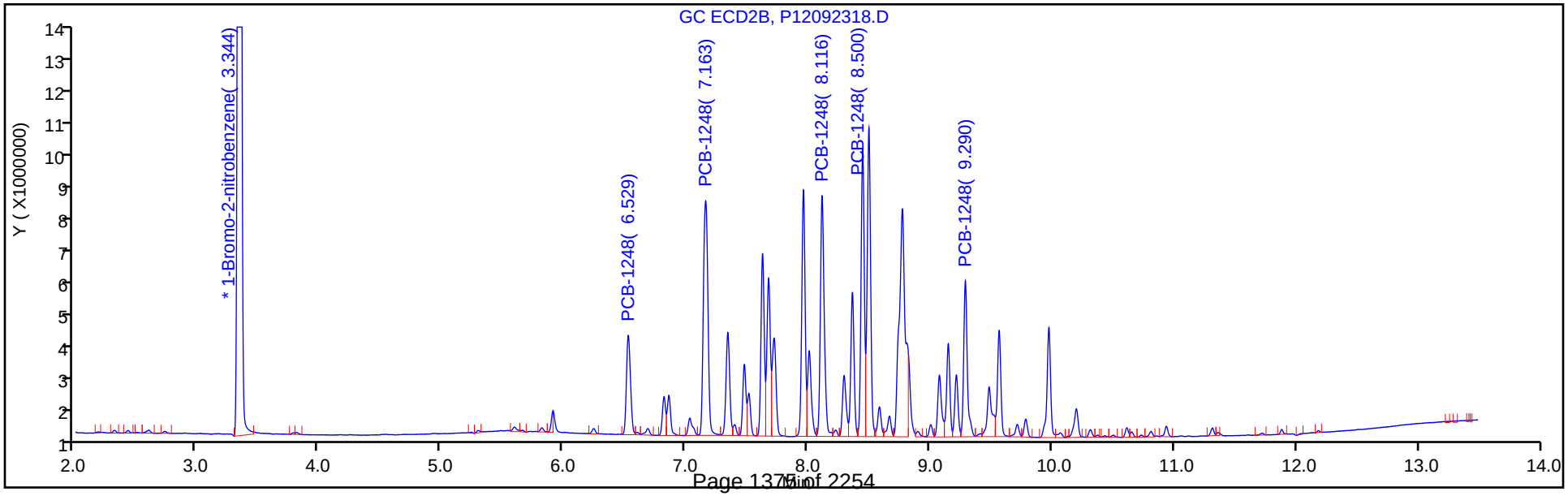

Report Date: 25-Sep-2019 07:33:32 Chrom Revision: 2.3 17-Sep-2019 16:19:08

Eurofins TestAmerica, Canton

Data File: \\chromna\Canton\ChromData\A2HP12\20190923-91295.b\P12092318.D

Injection Date: 23-Sep-2019 17:55:58 Instrument ID: A2HP12

Lims ID: std02 1248

Client ID:

Operator ID: ALS Bottle#: 18 Worklist Smp#: 18

Injection Vol: 1.0 ul Dil. Factor: 1.0000

Method: PCB12IS Limit Group: GC 8082A IS

Column: Detector GC ecd2b

7 PCB-1248, CAS: 12672-29-6

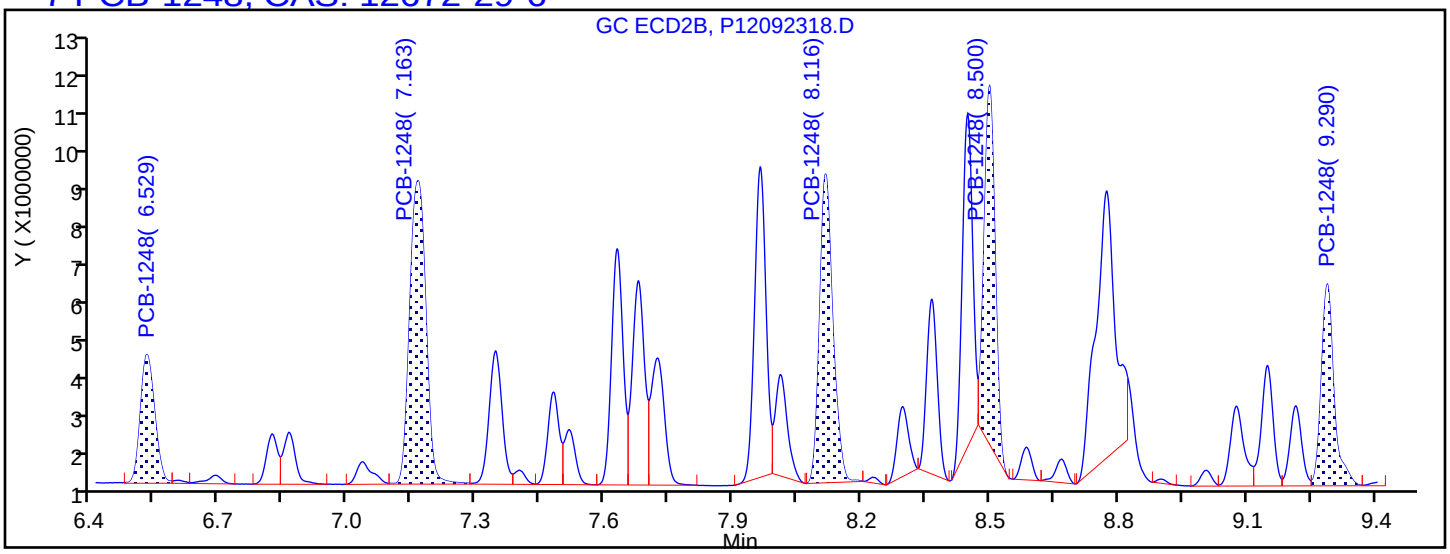

Processing Integration Results

6.529	Response = 6861246
7.163	Response = 18196740
8.116	Response = 15234615
8.500	Response = 14602842
9.290	Response = 9517070

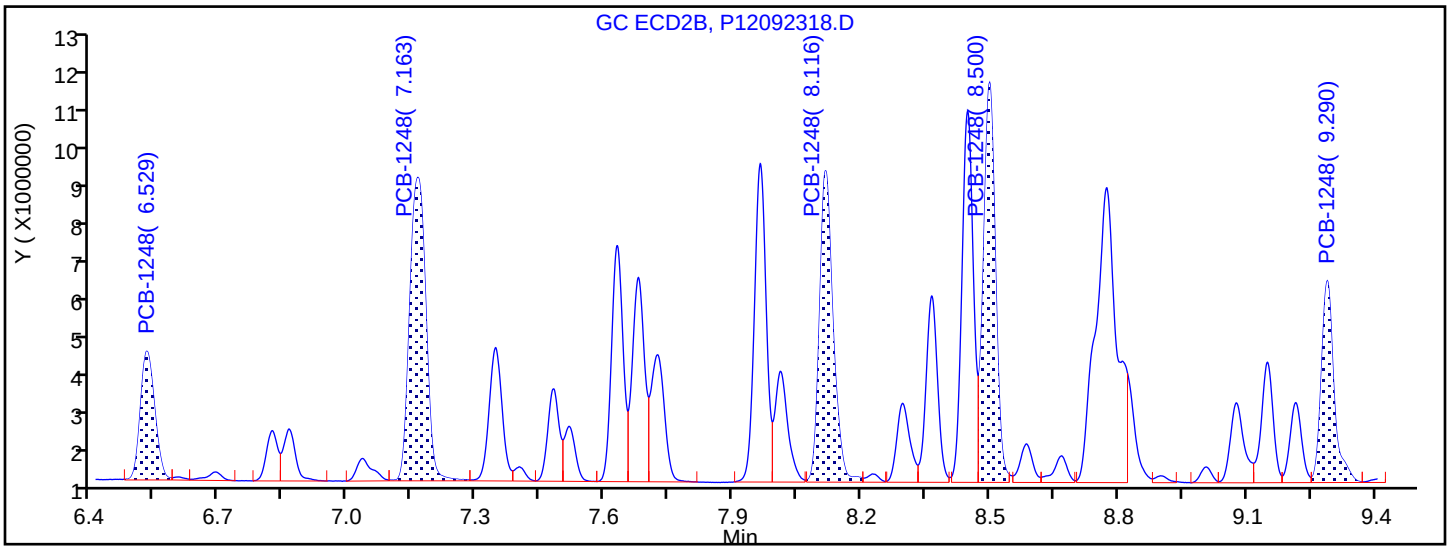

Manual Integration Results

6.529	Response = 6861246	
7.163	Response = 18196740	
8.116	Response = 15773285	M
8.500	Response = 17980743	M
9.290	Response = 9517070	

Reviewer: hassl, 24-Sep-2019 05:46:16

Audit Action: Assigned New Baseline Audit Reason: Baseline Smoothing

Eurofins TestAmerica, Canton
Target Compound Quantitation Report

Data File: \\chromna\Canton\ChromData\A2HP12\20190923-91295.b\P12092319.D
Lims ID: std05 1248
Client ID:
Sample Type: IC Calib Level: 4
Inject. Date: 23-Sep-2019 18:17:20 ALS Bottle#: 19 Worklist Smp#: 19
Injection Vol: 1.0 ul Dil. Factor: 1.0000
Sample Info: 240-0091295-019
Operator ID: Instrument ID: A2HP12
Sublist: chrom-PCB12IS*sub4

Method: \\chromna\Canton\ChromData\A2HP12\20190923-91295.b\PCB12IS.m
Limit Group: GC 8082A IS
Last Update: 25-Sep-2019 07:33:37 Calib Date: 23-Sep-2019 23:14:55
Integrator: Falcon
Quant Method: Internal Standard Quant By: Initial Calibration
Last ICal File: \\chromna\Canton\ChromData\A2HP12\20190923-91295.b\P12092333.D

Column 1 : Det: GC ECD1A
Column 2 : Det: GC ecd2b
Process Host: CTX0326

First Level Reviewer: hassl Date: 24-Sep-2019 06:27:03

Col	RT (min.)	Exp RT (min.)	Dlt RT (min.)	Response	Cal Amt ng/ul	OnCol Amt ng/ul	Flags
* 14 1-Bromo-2-nitrobenzene							
1	2.822	2.823	-0.001	76982454	0.0500	0.0500	
2	3.344	3.344	0.000	103872844	0.0500	0.0500	
7 PCB-1248							M
1	5.500	5.501	-0.001	7787958	0.5000	0.4792	
1	6.928	6.929	-0.001	26463381	0.5000	0.4568	M
1	7.482	7.482	0.000	24163946	0.5000	0.4495	M
1	7.757	7.759	-0.002	20302255	0.5000	0.4599	M
1	8.245	8.246	-0.001	13167619	0.5000	0.4634	
		Average of Peak Amounts =				0.4618	
2	6.528	6.528	0.000	14196621	0.5000	0.4519	
2	7.163	7.163	0.000	38422922	0.5000	0.4612	
2	8.116	8.117	-0.001	33150484	0.5000	0.4584	
2	8.499	8.500	-0.001	37711632	0.5000	0.4557	
2	9.289	9.289	0.000	19958030	0.5000	0.4765	
		Average of Peak Amounts =				0.4608	
						RPD = 0.22	

QC Flag Legend

Review Flags
M - Manually Integrated

Reagents:

SG1248@0.5ppm_00040 Amount Added: 1.00 Units: mL

Report Date: 25-Sep-2019 07:33:39 Chrom Revision: 2.3 17-Sep-2019 16:19:08

Eurofins TestAmerica, Canton

Data File: \\chromna\Canton\ChromData\A2HP12\20190923-91295.b\P12092319.D

Injection Date:	23-Sep-2019 18:17:20	Instrument ID:	A2HP12	Operator ID:	
Lims ID:	std05 1248			Worklist Smp#:	19
Client ID:					
Injection Vol:	1.0 ul	Dil. Factor:	1.0000	ALS Bottle#:	19
Method:	PCB12IS	Limit Group:	GC 8082A IS		

Y Scaling: Method Defined: Set to Absolute Y Value

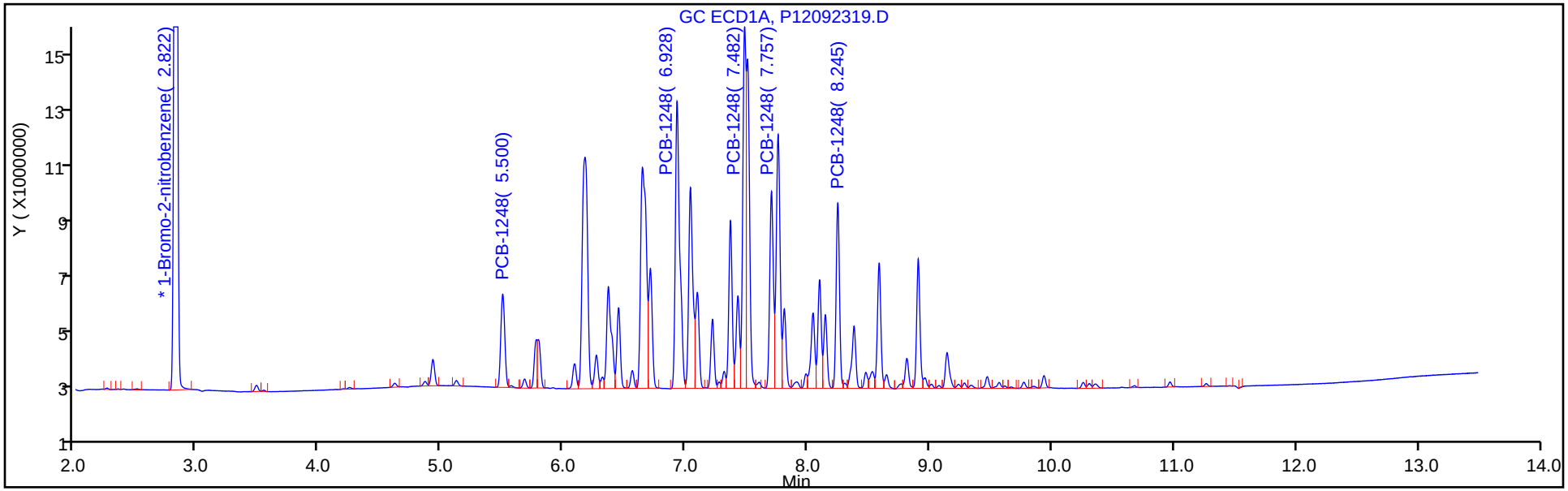

Y Scaling: Method Defined: Set to Absolute Y Value

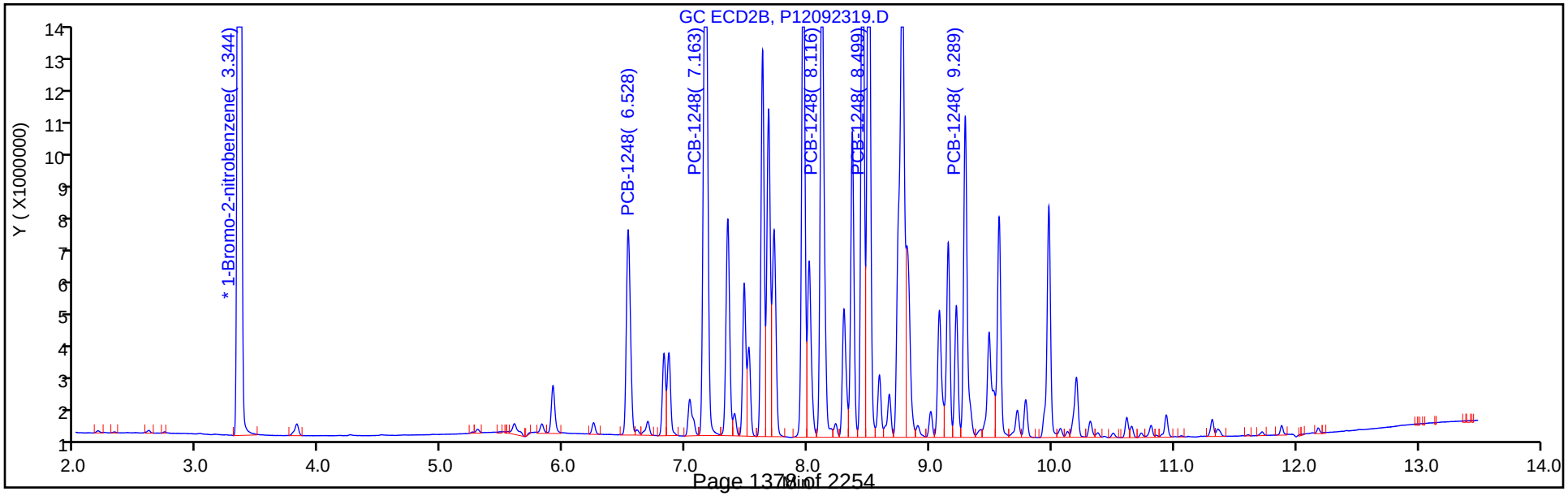

Eurofins TestAmerica, Canton
Target Compound Quantitation Report

Data File: \\chromna\Canton\ChromData\A2HP12\20190923-91295.b\P12092320.D
Lims ID: std1 1248
Client ID:
Sample Type: IC Calib Level: 5
Inject. Date: 23-Sep-2019 18:38:35 ALS Bottle#: 20 Worklist Smp#: 20
Injection Vol: 1.0 ul Dil. Factor: 1.0000
Sample Info: 240-0091295-020
Operator ID: Instrument ID: A2HP12
Sublist: chrom-PCB12IS*sub4

Method: \\chromna\Canton\ChromData\A2HP12\20190923-91295.b\PCB12IS.m
Limit Group: GC 8082A IS
Last Update: 25-Sep-2019 07:33:42 Calib Date: 23-Sep-2019 23:14:55
Integrator: Falcon
Quant Method: Internal Standard Quant By: Initial Calibration
Last ICal File: \\chromna\Canton\ChromData\A2HP12\20190923-91295.b\P12092333.D

Column 1 : Det: GC ECD1A
Column 2 : Det: GC ecd2b
Process Host: CTX0326

First Level Reviewer: grantk Date: 25-Sep-2019 06:52:12

Col	RT (min.)	Exp RT (min.)	Dlt RT (min.)	Response	Cal Amt ng/ul	OnCol Amt ng/ul	Flags
* 14 1-Bromo-2-nitrobenzene							
1	2.822	2.823	-0.001	73235004	0.0500	0.0500	
2	3.344	3.344	0.000	97985008	0.0500	0.0500	
7 PCB-1248							
1	5.500	5.501	-0.001	16361628	1.00	1.06	
1	6.929	6.929	0.000	53324925	1.00	0.9676	
1	7.481	7.482	-0.001	49488186	1.00	0.9677	
1	7.755	7.759	-0.004	41318182	1.00	0.9838	
1	8.245	8.246	-0.001	27093384	1.00	1.00	
		Average of Peak Amounts =				1.00	
2	6.528	6.528	0.000	27428680	1.00	0.9256	
2	7.162	7.163	-0.001	76129099	1.00	0.9687	
2	8.115	8.117	-0.002	64918917	1.00	0.9516	
2	8.499	8.500	-0.001	74668859	1.00	0.9566	
2	9.289	9.289	0.000	39385808	1.00	1.01	
		Average of Peak Amounts =				0.9621	
						RPD = 3.45	

Reagents:

SG1248@1.0ppm_00030 Amount Added: 1.00 Units: mL

Report Date: 25-Sep-2019 07:33:43 Chrom Revision: 2.3 17-Sep-2019 16:19:08

Eurofins TestAmerica, Canton

Data File: \\chromna\Canton\ChromData\A2HP12\20190923-91295.b\P12092320.D

Injection Date:	23-Sep-2019 18:38:35	Instrument ID:	A2HP12	Operator ID:	
Lims ID:	std1 1248			Worklist Smp#:	20
Client ID:					
Injection Vol:	1.0 ul	Dil. Factor:	1.0000	ALS Bottle#:	20
Method:	PCB12IS	Limit Group:	GC 8082A IS		

Y Scaling: Method Defined: Set to Absolute Y Value

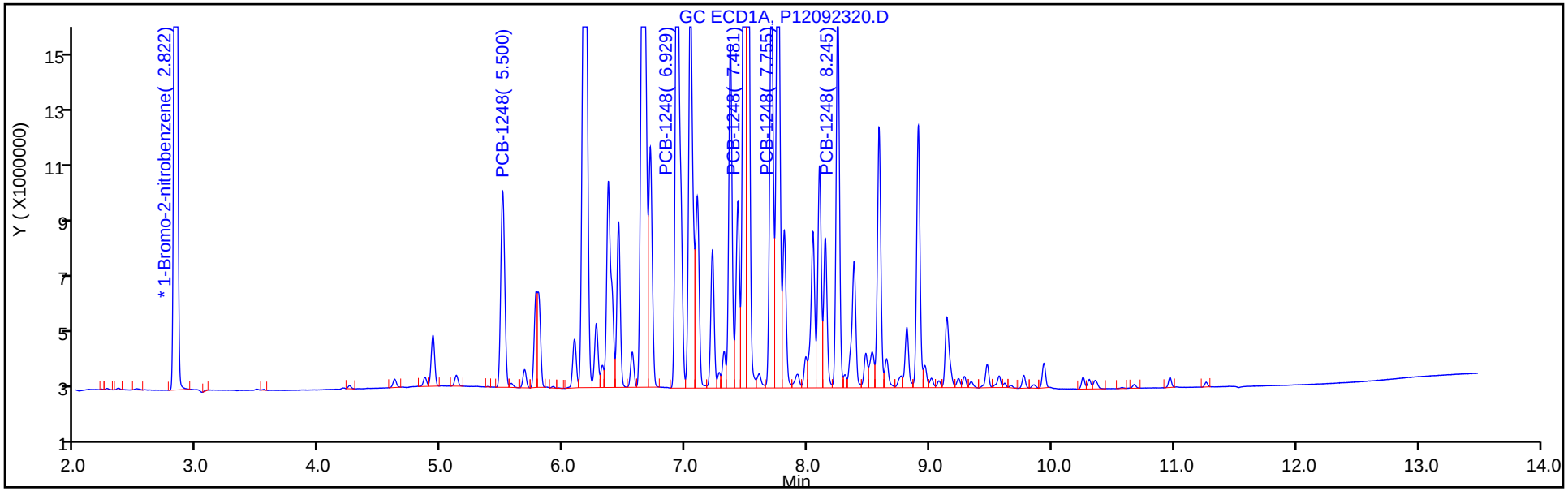

Y Scaling: Method Defined: Set to Absolute Y Value

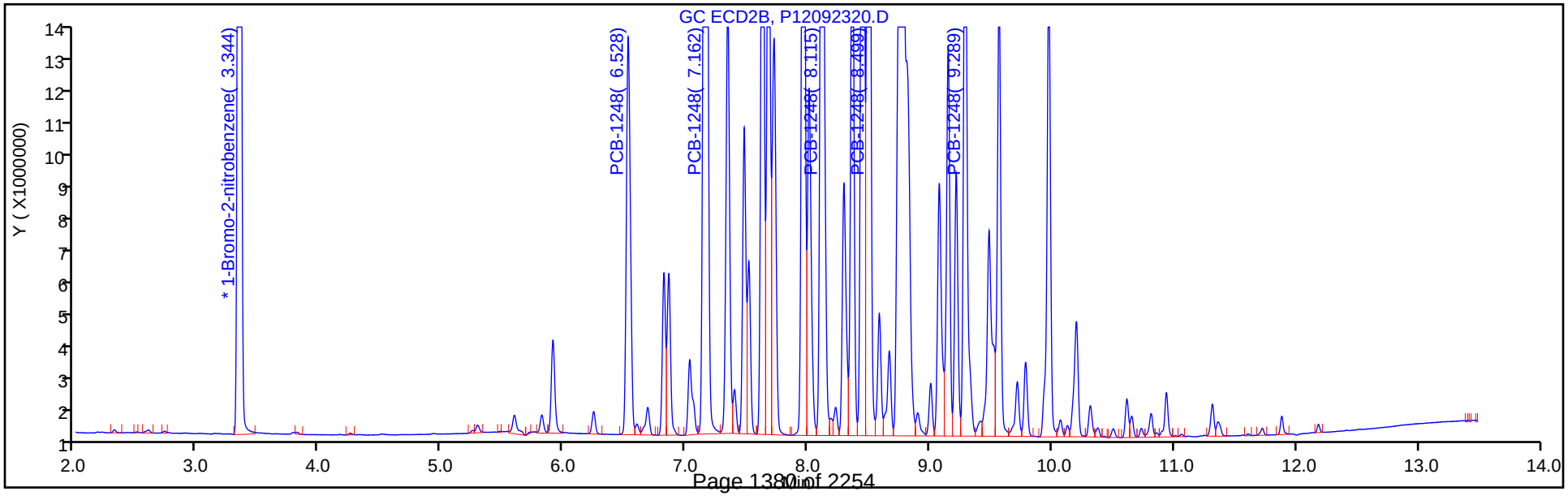

Eurofins TestAmerica, Canton
Target Compound Quantitation Report

Data File: \\chromna\Canton\ChromData\A2HP12\20190923-91295.b\P12092321.D
Lims ID: std15 1248
Client ID:
Sample Type: IC Calib Level: 6
Inject. Date: 23-Sep-2019 18:59:50 ALS Bottle#: 21 Worklist Smp#: 21
Injection Vol: 1.0 ul Dil. Factor: 1.0000
Sample Info: 240-0091295-021
Operator ID: Instrument ID: A2HP12
Sublist: chrom-PCB12IS*sub4

Method: \\chromna\Canton\ChromData\A2HP12\20190923-91295.b\PCB12IS.m
Limit Group: GC 8082A IS
Last Update: 25-Sep-2019 07:33:46 Calib Date: 23-Sep-2019 23:14:55
Integrator: Falcon
Quant Method: Internal Standard Quant By: Initial Calibration
Last ICal File: \\chromna\Canton\ChromData\A2HP12\20190923-91295.b\P12092333.D

Column 1 : Det: GC ECD1A
Column 2 : Det: GC ecd2b
Process Host: CTX0326

First Level Reviewer: hassl Date: 24-Sep-2019 06:27:41

Col	RT (min.)	Exp RT (min.)	Dlt RT (min.)	Response	Cal Amt ng/ul	OnCol Amt ng/ul	Flags
* 14 1-Bromo-2-nitrobenzene							
1	2.823	2.823	-0.001	75237179	0.0500	0.0500	
2	3.344	3.344	0.000	99994193	0.0500	0.0500	
7 PCB-1248							M
1	5.500	5.501	-0.001	24316760	1.50	1.53	M
1	6.928	6.929	-0.001	81573233	1.50	1.44	
1	7.482	7.482	0.000	80415273	1.50	1.53	
1	7.755	7.759	-0.004	63938673	1.50	1.48	
1	8.245	8.246	-0.001	41409183	1.50	1.49	
		Average of Peak Amounts =				1.50	
2	6.529	6.528	0.001	41102768	1.50	1.36	
2	7.161	7.163	-0.002	115844674	1.50	1.44	
2	8.116	8.117	-0.001	98792628	1.50	1.42	
2	8.499	8.500	-0.001	113732867	1.50	1.43	
2	9.288	9.289	-0.001	59584314	1.50	1.50	
		Average of Peak Amounts =				1.43	
						RPD = 4.45	

QC Flag Legend

Review Flags
M - Manually Integrated

Reagents:

SG1248@1.5ppm_00006 Amount Added: 1.00 Units: mL

Report Date: 25-Sep-2019 07:33:47 Chrom Revision: 2.3 17-Sep-2019 16:19:08

Eurofins TestAmerica, Canton

Data File: \\chromna\Canton\ChromData\A2HP12\20190923-91295.b\P12092321.D

Injection Date:	23-Sep-2019 18:59:50	Instrument ID:	A2HP12	Operator ID:	
Lims ID:	std15 1248			Worklist Smp#:	21
Client ID:					
Injection Vol:	1.0 ul	Dil. Factor:	1.0000	ALS Bottle#:	21
Method:	PCB12IS	Limit Group:	GC 8082A IS		

Y Scaling: Method Defined: Set to Absolute Y Value

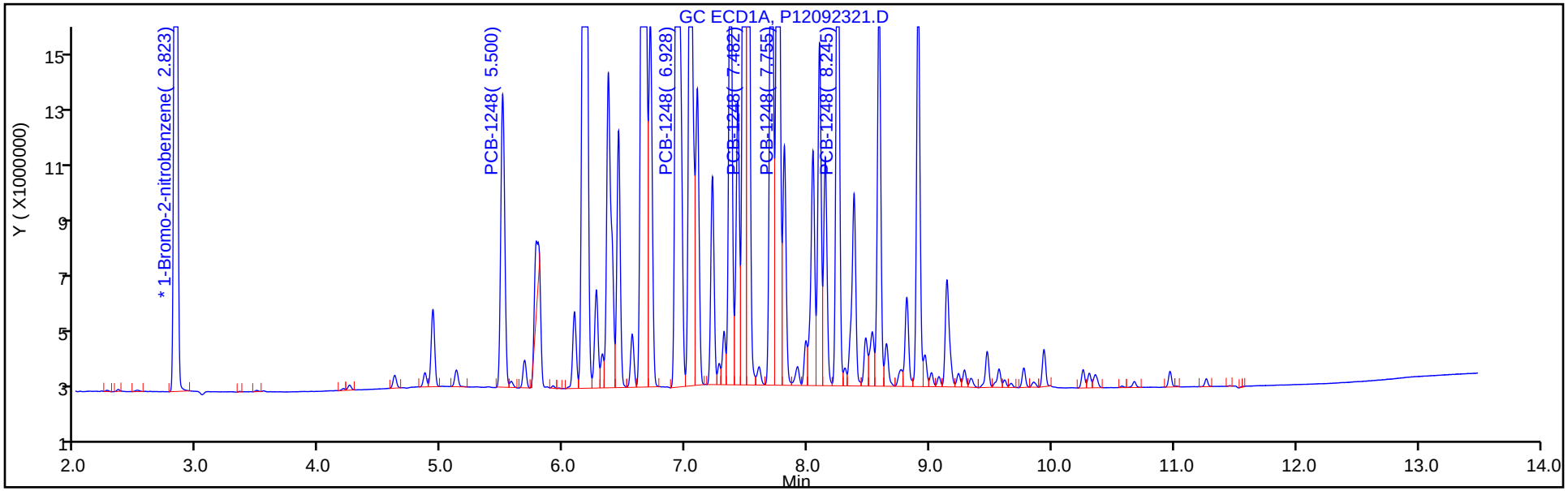

Y Scaling: Method Defined: Set to Absolute Y Value

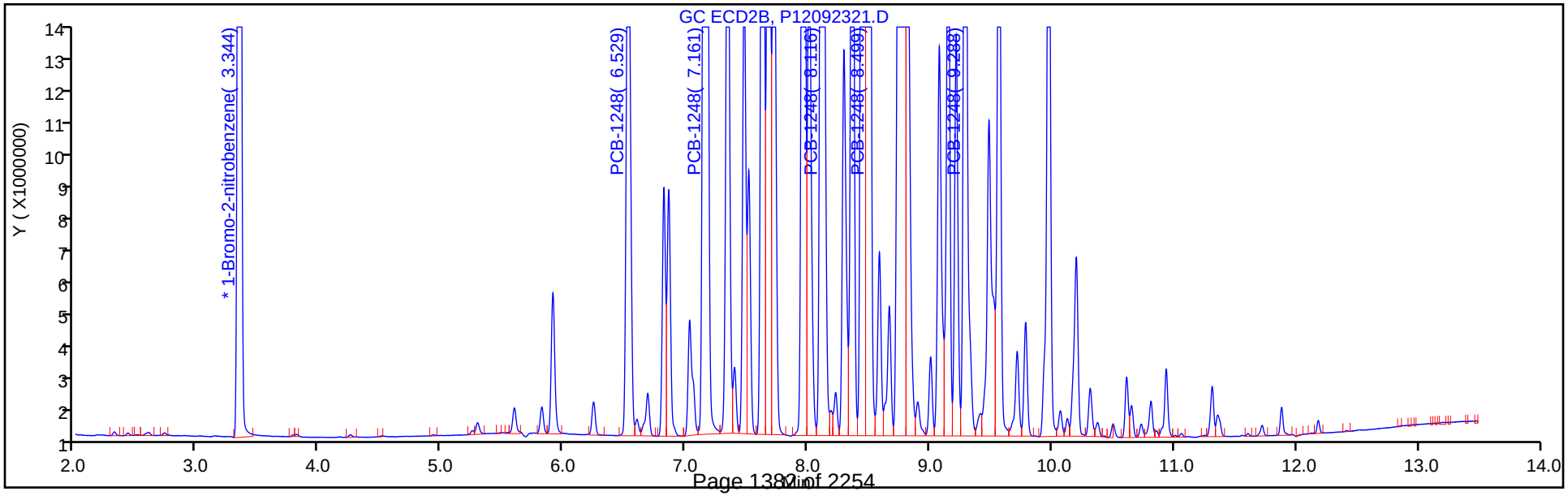

FORM VI
PCBS BY INTERNAL STANDARD - INITIAL CALIBRATION DATA
CURVE EVALUATION

Lab Name: Eurofins TestAmerica, Canton Job No.: 240-124062-1 Analy Batch No.: 401912

SDG No.:

Instrument ID: A2HP12 GC Column: CLP-1 (0.53 ID: 0.53(mm) Heated Purge: (Y/N) N

Calibration Start Date: 09/23/2019 19:21 Calibration End Date: 09/23/2019 21:07 Calibration ID: 53381

Calibration Files:

LEVEL:	LAB SAMPLE ID:	LAB FILE ID:
Level 1	STD005 240-401912/22	P12092322.D
Level 2	STD01 240-401912/23	P12092323.D
Level 3	STD02 240-401912/24	P12092324.D
Level 4	STD05 240-401912/25	P12092325.D
Level 5	STD1 240-401912/26	P12092326.D
Level 6	STD15 240-401912/27	P12092327.D

ANALYTE	RRF					CURVE TYPE	COEFFICIENT			#	MIN RRF	%RSD	#	MAX %RSD	R^2 OR COD	#	MIN R^2 OR COD
	LVL 1 LVL 6	LVL 2	LVL 3	LVL 4	LVL 5		B	M1	M2								
PCB-1221 Peak 1	0.0097 0.0083	0.0093	0.0092	0.0089	0.0086	Ave		0.0090				5.5		20.0			
PCB-1221 Peak 2	0.0063 0.0053	0.0062	0.0060	0.0058	0.0055	Ave		0.0058				6.8		20.0			
PCB-1221 Peak 3	0.0246 0.0202	0.0231	0.0227	0.0217	0.0208	Ave		0.0222				7.3		20.0			
PCB-1254 Peak 1	0.0307 0.0275	0.0298	0.0291	0.0285	0.0277	Ave		0.0289				4.3		20.0			
PCB-1254 Peak 2	0.0585 0.0588	0.0601	0.0600	0.0601	0.0590	Ave		0.0594				1.3		20.0			
PCB-1254 Peak 3	0.0427 0.0442	0.0452	0.0449	0.0448	0.0442	Ave		0.0443				2.1		20.0			
PCB-1254 Peak 4	0.0429 0.0386	0.0411	0.0402	0.0395	0.0386	Ave		0.0402				4.1		20.0			
PCB-1254 Peak 5	0.0648 0.0609	0.0627	0.0621	0.0616	0.0608	Ave		0.0622				2.4		20.0			

Note: The M1 coefficient is the same as Ave RRF for an Ave curve type.

FORM VI
PCBS BY INTERNAL STANDARD - INITIAL CALIBRATION DATA
RESPONSE AND CONCENTRATION

Lab Name: Eurofins TestAmerica, Canton Job No.: 240-124062-1 Analy Batch No.: 401912

SDG No.:

Instrument ID: A2HP12 GC Column: CLP-1 (0.53 ID: 0.53(mm) Heated Purge: (Y/N) N

Calibration Start Date: 09/23/2019 19:21 Calibration End Date: 09/23/2019 21:07 Calibration ID: 53381

Calibration Files:

LEVEL:	LAB SAMPLE ID:	LAB FILE ID:
Level 1	STD005 240-401912/22	P12092322.D
Level 2	STD01 240-401912/23	P12092323.D
Level 3	STD02 240-401912/24	P12092324.D
Level 4	STD05 240-401912/25	P12092325.D
Level 5	STD1 240-401912/26	P12092326.D
Level 6	STD15 240-401912/27	P12092327.D

ANALYTE	IS REF	CURVE TYPE	RESPONSE					CONCENTRATION (NG/UL)				
			LVL 1 LVL 6	LVL 2	LVL 3	LVL 4	LVL 5	LVL 1 LVL 6	LVL 2	LVL 3	LVL 4	LVL 5
PCB-1221 Peak 1	BNB	Ave	715056 18338625	1390053	2804564	6423696	13229476	0.0500 1.50	0.100	0.200	0.500	1.00
PCB-1221 Peak 2	BNB	Ave	467383 11714570	927541	1825809	4192143	8432985	0.0500 1.50	0.100	0.200	0.500	1.00
PCB-1221 Peak 3	BNB	Ave	1822291 44608610	3475243	6914317	15737572	32045004	0.0500 1.50	0.100	0.200	0.500	1.00
PCB-1254 Peak 1	BNB	Ave	2274204 60778996	4474815	8869014	20636367	42680083	0.0500 1.50	0.100	0.200	0.500	1.00
PCB-1254 Peak 2	BNB	Ave	4324839 129818911	9031244	18274827	43575142	91095531	0.0500 1.50	0.100	0.200	0.500	1.00
PCB-1254 Peak 3	BNB	Ave	3156644 97577916	6791126	13686448	32436563	68206121	0.0500 1.50	0.100	0.200	0.500	1.00
PCB-1254 Peak 4	BNB	Ave	3175542 85168936	6170592	12235150	28645996	59578670	0.0500 1.50	0.100	0.200	0.500	1.00
PCB-1254 Peak 5	BNB	Ave	4795223 134342938	9420847	18903752	44673188	93785275	0.0500 1.50	0.100	0.200	0.500	1.00

Curve Type Legend:
Ave = Average ISTD

Eurofins TestAmerica, Canton
Target Compound Quantitation Report

Data File: \\chromna\Canton\ChromData\A2HP12\20190923-91295.b\P12092322.D
Lims ID: std005 ar2154
Client ID:
Sample Type: IC Calib Level: 1
Inject. Date: 23-Sep-2019 19:21:09 ALS Bottle#: 22 Worklist Smp#: 22
Injection Vol: 1.0 ul Dil. Factor: 1.0000
Sample Info: 240-0091295-022
Operator ID: Instrument ID: A2HP12
Sublist: chrom-PCB12IS*sub5

Method: \\chromna\Canton\ChromData\A2HP12\20190923-91295.b\PCB12IS.m
Limit Group: GC 8082A IS
Last Update: 25-Sep-2019 07:33:50 Calib Date: 23-Sep-2019 23:14:55
Integrator: Falcon
Quant Method: Internal Standard Quant By: Initial Calibration
Last ICal File: \\chromna\Canton\ChromData\A2HP12\20190923-91295.b\P12092333.D

Column 1 : Det: GC ECD1A
Column 2 : Det: GC ecd2b
Process Host: CTX0326

First Level Reviewer: hassl Date: 24-Sep-2019 06:28:05

Col	RT (min.)	Exp RT (min.)	Dlt RT (min.)	Response	Cal Amt ng/ul	OnCol Amt ng/ul	Flags
* 14 1-Bromo-2-nitrobenzene							
1	2.823	2.823	0.000	73981940	0.0500	0.0500	
2	3.345	3.344	0.000	98077137	0.0500	0.0500	
3 PCB-1221							
1	4.615	4.615	0.000	715056	0.0500	0.0538	
1	4.865	4.865	0.000	467383	0.0500	0.0541	
1	4.930	4.930	0.000	1822291	0.0500	0.0555	
		Average of Peak Amounts =				0.0545	
2	5.595	5.595	0.000	1239654	0.0500	0.0567	
2	5.821	5.821	0.000	751496	0.0500	0.0567	
2	5.913	5.913	0.000	2633070	0.0500	0.0551	
		Average of Peak Amounts =				0.0562	
						RPD = 3.10	
8 PCB-1254							
1	7.428	7.428	0.000	2274204	0.0500	0.0532	
1	8.246	8.246	0.000	4324839	0.0500	0.0492	
1	8.583	8.583	0.000	3156644	0.0500	0.0481	
1	8.811	8.811	0.000	3175542	0.0500	0.0534	
1	9.141	9.141	0.000	4795223	0.0500	0.0521	
		Average of Peak Amounts =				0.0512	
2	8.494	8.494	0.000	3940119	0.0500	0.0555	
2	8.740	8.740	0.000	4577004	0.0500	0.0555	
2	9.289	9.289	0.000	6364831	0.0500	0.0547	
2	9.566	9.566	0.000	4574293	0.0500	0.0529	
2	10.199	10.199	0.000	6545640	0.0500	0.0545	
		Average of Peak Amounts =				0.0546	
						RPD = 6.39	

Reagents:

SG2154@0.05PP_00022 Amount Added: 1.00 Units: mL

Report Date: 25-Sep-2019 07:33:51 Chrom Revision: 2.3 17-Sep-2019 16:19:08

Eurofins TestAmerica, Canton

Data File: \\chromna\Canton\ChromData\A2HP12\20190923-91295.b\P12092322.D

Injection Date:	23-Sep-2019 19:21:09	Instrument ID:	A2HP12	Operator ID:	
Lims ID:	std005 ar2154			Worklist Smp#:	22
Client ID:					
Injection Vol:	1.0 ul	Dil. Factor:	1.0000	ALS Bottle#:	22
Method:	PCB12IS	Limit Group:	GC 8082A IS		

Y Scaling: Method Defined: Set to Absolute Y Value

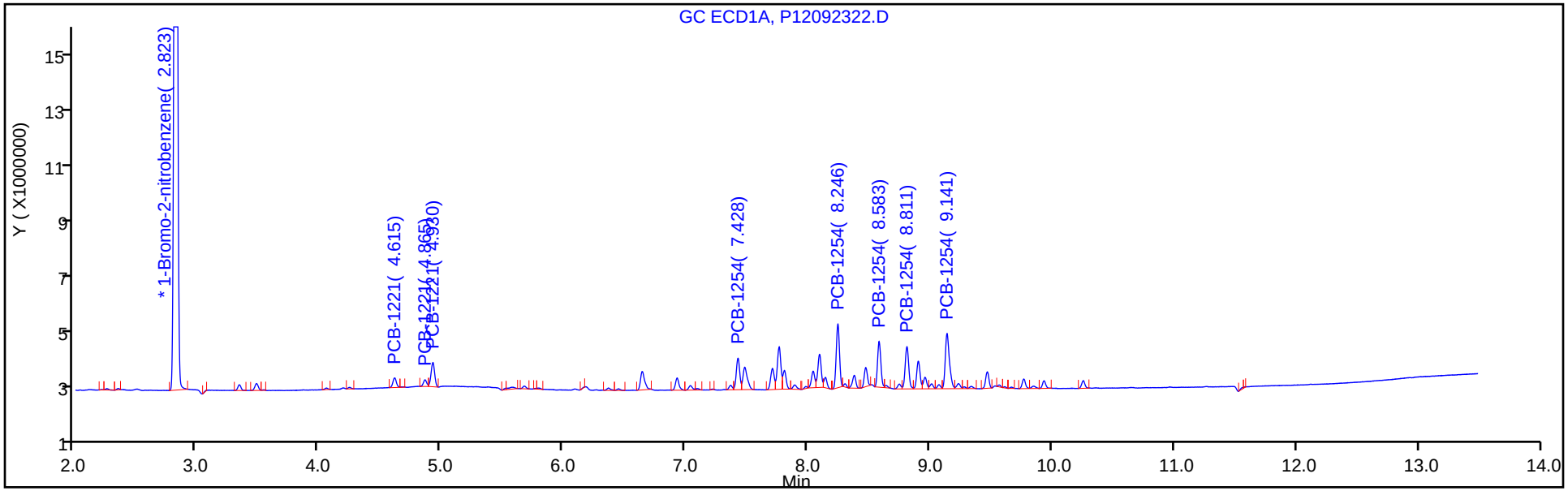

Y Scaling: Method Defined: Set to Absolute Y Value

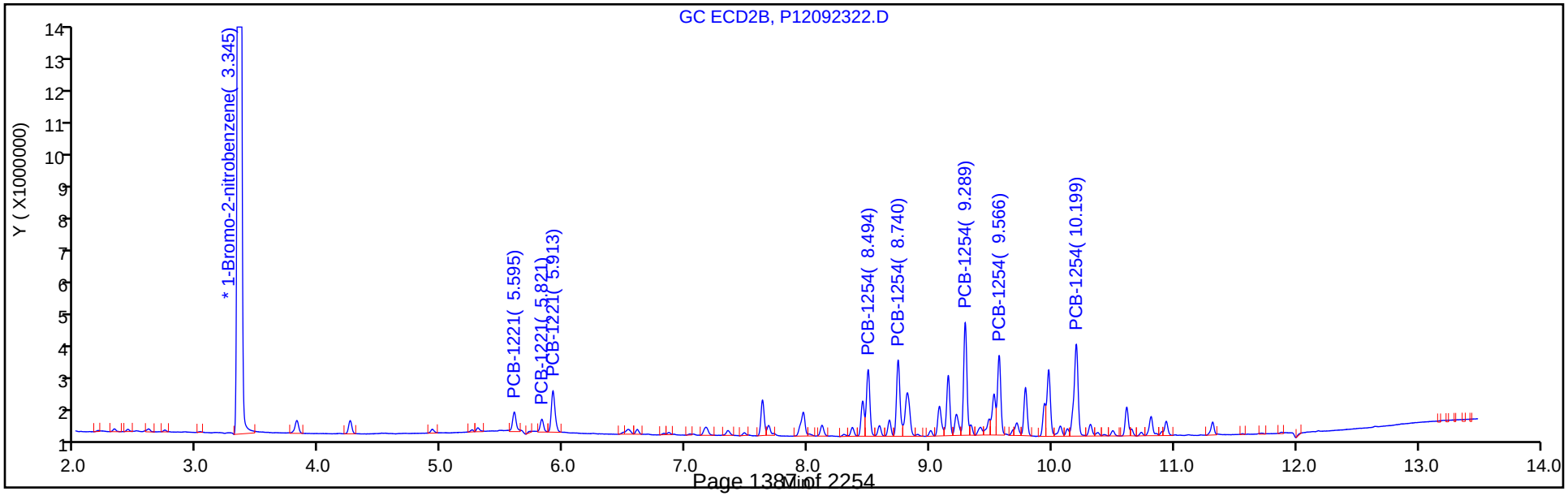

Eurofins TestAmerica, Canton
Target Compound Quantitation Report

Data File: \\chromna\Canton\ChromData\A2HP12\20190923-91295.b\P12092323.D
Lims ID: std01 ar2154
Client ID:
Sample Type: IC Calib Level: 2
Inject. Date: 23-Sep-2019 19:42:25 ALS Bottle#: 23 Worklist Smp#: 23
Injection Vol: 1.0 ul Dil. Factor: 1.0000
Sample Info: 240-0091295-023
Operator ID: Instrument ID: A2HP12
Sublist: chrom-PCB12IS*sub5

Method: \\chromna\Canton\ChromData\A2HP12\20190923-91295.b\PCB12IS.m
Limit Group: GC 8082A IS
Last Update: 25-Sep-2019 07:33:54 Calib Date: 23-Sep-2019 23:14:55
Integrator: Falcon
Quant Method: Internal Standard Quant By: Initial Calibration
Last ICal File: \\chromna\Canton\ChromData\A2HP12\20190923-91295.b\P12092333.D

Column 1 : Det: GC ECD1A
Column 2 : Det: GC ecd2b
Process Host: CTX0326

First Level Reviewer: hassl Date: 24-Sep-2019 06:41:01

Col	RT (min.)	Exp RT (min.)	Dlt RT (min.)	Response	Cal Amt ng/ul	OnCol Amt ng/ul	Flags
* 14 1-Bromo-2-nitrobenzene							
1	2.821	2.823	-0.002	75076400	0.0500	0.0500	
2	3.343	3.344	-0.001	101236736	0.0500	0.0500	
3 PCB-1221							
1	4.614	4.615	-0.001	1390053	0.1000	0.1031	
1	4.863	4.865	-0.002	927541	0.1000	0.1058	
1	4.928	4.930	-0.002	3475243	0.1000	0.1043	
		Average of Peak Amounts =				0.1044	
2	5.595	5.595	0.000	2662886	0.1000	0.1179	
2	5.820	5.821	-0.001	1503266	0.1000	0.1099	
2	5.911	5.913	-0.002	5307452	0.1000	0.1077	
		Average of Peak Amounts =				0.1118	
						RPD = 6.90	
8 PCB-1254							
1	7.428	7.428	0.000	4474815	0.1000	0.1032	
1	8.245	8.246	-0.001	9031244	0.1000	0.1012	
1	8.583	8.583	0.000	6791126	0.1000	0.1020	
1	8.811	8.811	0.000	6170592	0.1000	0.1023	
1	9.140	9.141	-0.001	9420847	0.1000	0.1009	
		Average of Peak Amounts =				0.1019	
2	8.494	8.494	0.000	7641648	0.1000	0.1043	
2	8.740	8.740	0.000	8854106	0.1000	0.1039	
2	9.289	9.289	0.000	12233084	0.1000	0.1018	
2	9.566	9.566	0.000	8924394	0.1000	0.0999	
2	10.199	10.199	0.000	12553551	0.1000	0.1013	
		Average of Peak Amounts =				0.1022	
						RPD = 0.30	

Reagents:

SG2154@O.1PPM_00023 Amount Added: 1.00 Units: mL

Report Date: 25-Sep-2019 07:33:55 Chrom Revision: 2.3 17-Sep-2019 16:19:08

Eurofins TestAmerica, Canton

Data File: \\chromna\Canton\ChromData\A2HP12\20190923-91295.b\P12092323.D

Injection Date:	23-Sep-2019 19:42:25	Instrument ID:	A2HP12	Operator ID:	
Lims ID:	std01 ar2154			Worklist Smp#:	23
Client ID:					
Injection Vol:	1.0 ul	Dil. Factor:	1.0000	ALS Bottle#:	23
Method:	PCB12IS	Limit Group:	GC 8082A IS		

Y Scaling: Method Defined: Set to Absolute Y Value

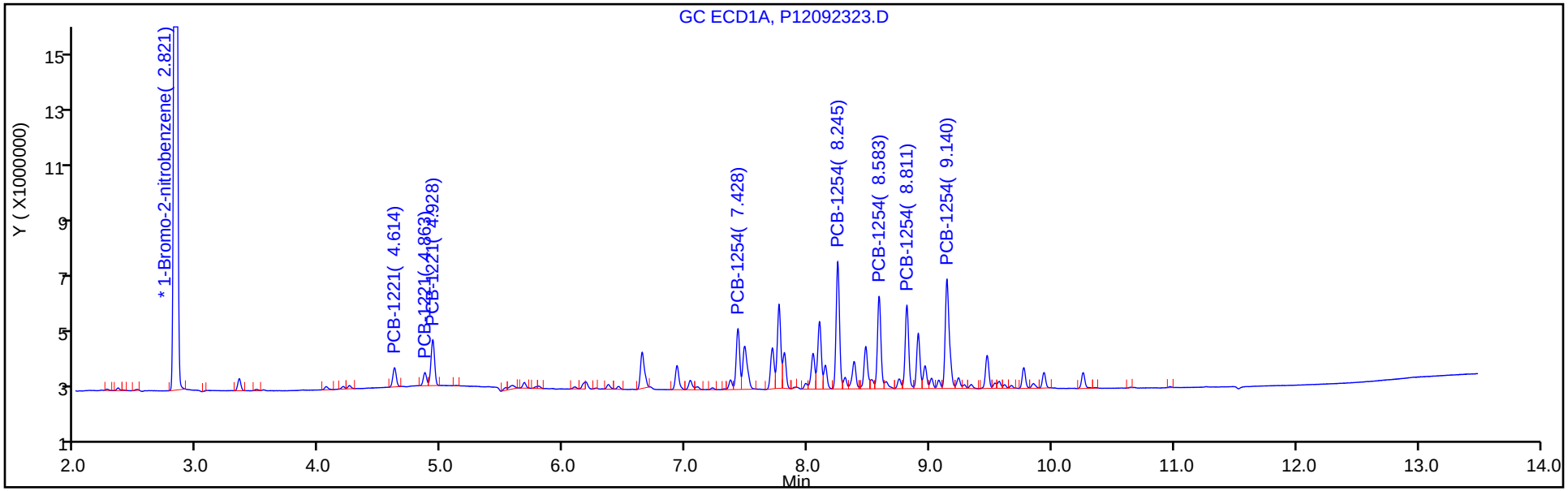

Y Scaling: Method Defined: Set to Absolute Y Value

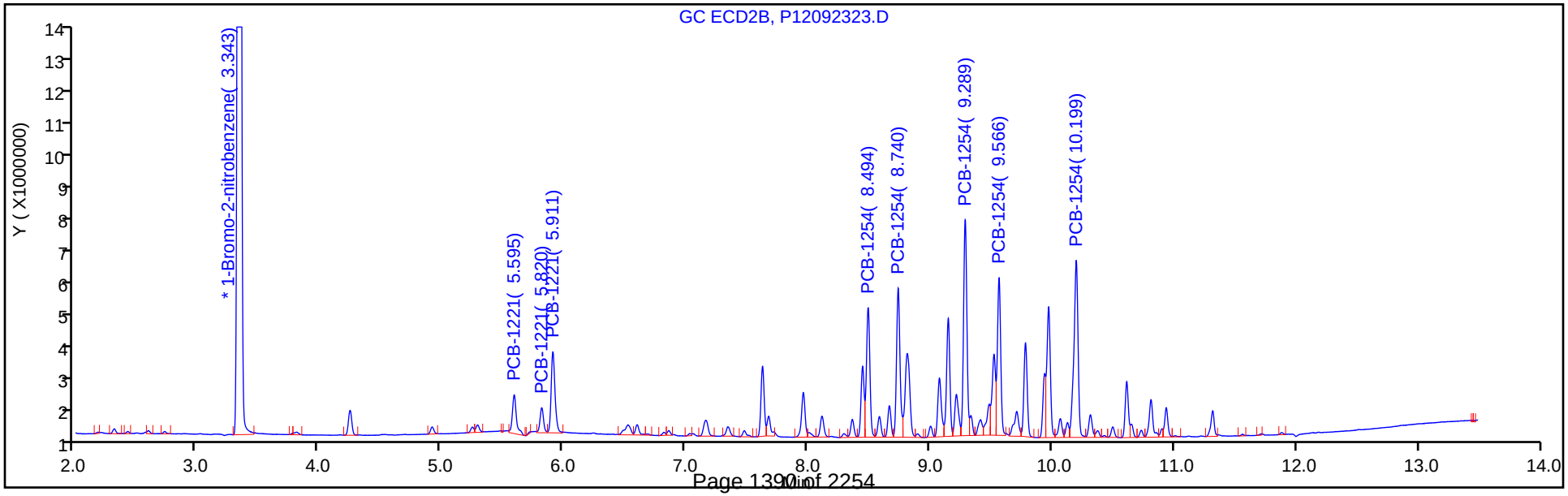

Eurofins TestAmerica, Canton
Target Compound Quantitation Report

Data File: \\chromna\Canton\ChromData\A2HP12\20190923-91295.b\P12092324.D
Lims ID: std02 ar2154
Client ID:
Sample Type: IC Calib Level: 3
Inject. Date: 23-Sep-2019 20:03:40 ALS Bottle#: 24 Worklist Smp#: 24
Injection Vol: 1.0 ul Dil. Factor: 1.0000
Sample Info: 240-0091295-024
Operator ID: Instrument ID: A2HP12
Sublist: chrom-PCB12IS*sub5

Method: \\chromna\Canton\ChromData\A2HP12\20190923-91295.b\PCB12IS.m
Limit Group: GC 8082A IS
Last Update: 25-Sep-2019 07:33:58 Calib Date: 23-Sep-2019 23:14:55
Integrator: Falcon
Quant Method: Internal Standard Quant By: Initial Calibration
Last ICal File: \\chromna\Canton\ChromData\A2HP12\20190923-91295.b\P12092333.D

Column 1 : Det: GC ECD1A
Column 2 : Det: GC ecd2b
Process Host: CTX0326

First Level Reviewer: hassl Date: 24-Sep-2019 06:41:34

Col	RT (min.)	Exp RT (min.)	Dlt RT (min.)	Response	Cal Amt ng/ul	OnCol Amt ng/ul	Flags
* 14 1-Bromo-2-nitrobenzene							
1	2.823	2.823	-0.001	76151696	0.0500	0.0500	
2	3.343	3.344	-0.001	102964721	0.0500	0.0500	
3 PCB-1221							
1	4.615	4.615	0.000	2804564	0.2000	0.2051	
1	4.864	4.865	-0.001	1825809	0.2000	0.2052	
1	4.928	4.930	-0.002	6914317	0.2000	0.2045	
		Average of Peak Amounts =				0.2049	
2	5.594	5.595	-0.001	4842952	0.2000	0.2109	
2	5.820	5.821	-0.001	2886709	0.2000	0.2075	
2	5.912	5.913	-0.001	10454494	0.2000	0.2085	
		Average of Peak Amounts =				0.2090	
						RPD = 1.95	
8 PCB-1254							
1	7.428	7.428	0.000	8869014	0.2000	0.2016	
1	8.246	8.246	0.000	18274827	0.2000	0.2019	
1	8.583	8.583	0.000	13686448	0.2000	0.2027	
1	8.812	8.811	0.001	12235150	0.2000	0.2001	
1	9.139	9.141	-0.002	18903752	0.2000	0.1997	
		Average of Peak Amounts =				0.2012	
2	8.494	8.494	0.000	15130566	0.2000	0.2030	
2	8.739	8.740	-0.001	17465096	0.2000	0.2015	
2	9.289	9.289	0.000	24270821	0.2000	0.1986	
2	9.565	9.566	-0.001	18730654	0.2000	0.2062	
2	10.199	10.199	0.000	25405879	0.2000	0.2015	
		Average of Peak Amounts =				0.2022	
						RPD = 0.49	

Reagents:

SG2154@0.2PPM_00023 Amount Added: 1.00 Units: mL

Report Date: 25-Sep-2019 07:33:59 Chrom Revision: 2.3 17-Sep-2019 16:19:08

Eurofins TestAmerica, Canton

Data File: \\chromna\Canton\ChromData\A2HP12\20190923-91295.b\P12092324.D

Injection Date:	23-Sep-2019 20:03:40	Instrument ID:	A2HP12	Operator ID:	
Lims ID:	std02 ar2154			Worklist Smp#:	24
Client ID:					
Injection Vol:	1.0 ul	Dil. Factor:	1.0000	ALS Bottle#:	24
Method:	PCB12IS	Limit Group:	GC 8082A IS		

Y Scaling: Method Defined: Set to Absolute Y Value

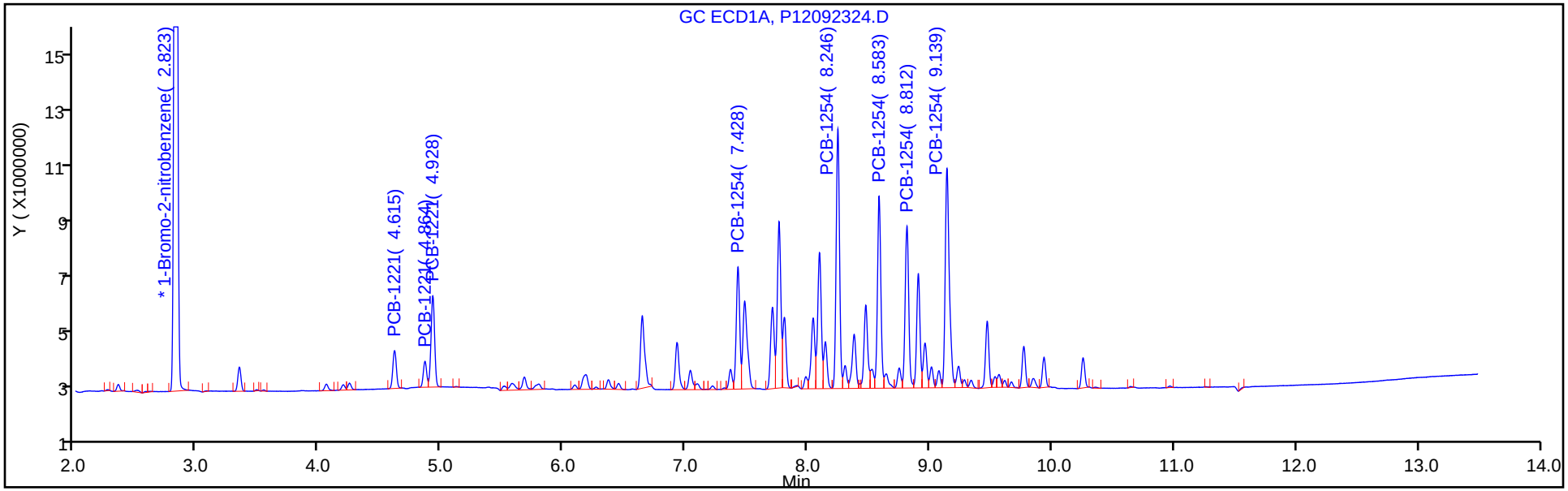

Y Scaling: Method Defined: Set to Absolute Y Value

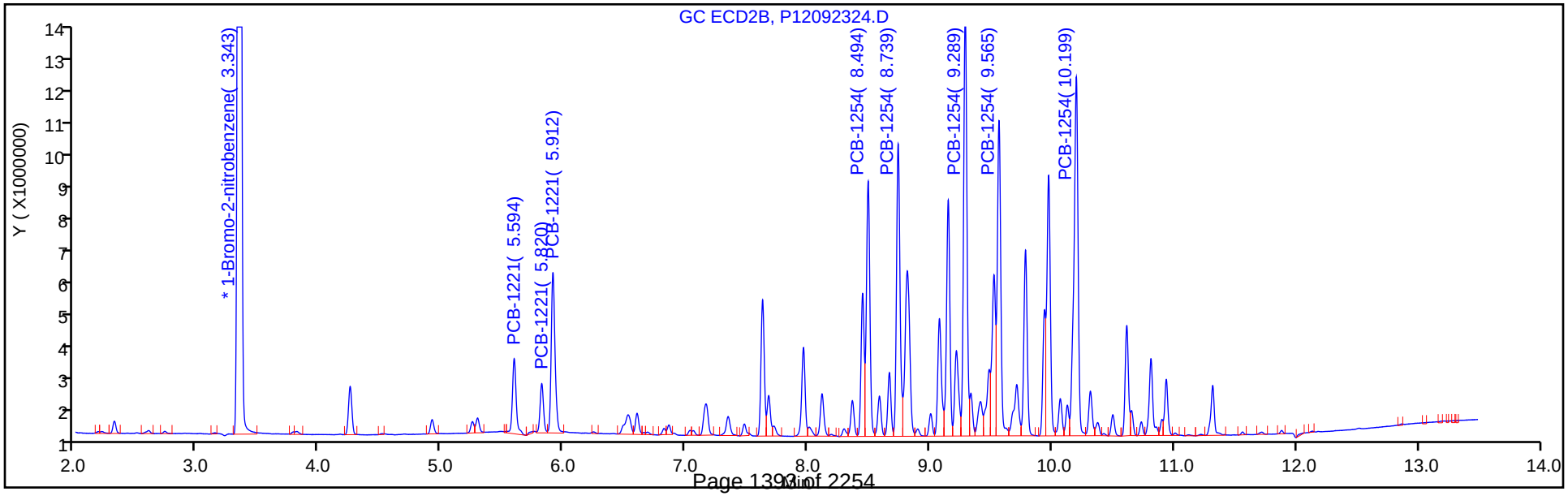

Eurofins TestAmerica, Canton
Target Compound Quantitation Report

Data File: \\chromna\Canton\ChromData\A2HP12\20190923-91295.b\P12092325.D
Lims ID: std05 ar2154
Client ID:
Sample Type: IC Calib Level: 4
Inject. Date: 23-Sep-2019 20:24:59 ALS Bottle#: 25 Worklist Smp#: 25
Injection Vol: 1.0 ul Dil. Factor: 1.0000
Sample Info: 240-0091295-025
Operator ID: Instrument ID: A2HP12
Sublist: chrom-PCB12IS*sub5

Method: \\chromna\Canton\ChromData\A2HP12\20190923-91295.b\PCB12IS.m
Limit Group: GC 8082A IS
Last Update: 25-Sep-2019 07:34:05 Calib Date: 23-Sep-2019 23:14:55
Integrator: Falcon
Quant Method: Internal Standard Quant By: Initial Calibration
Last ICal File: \\chromna\Canton\ChromData\A2HP12\20190923-91295.b\P12092333.D

Column 1 : Det: GC ECD1A
Column 2 : Det: GC ecd2b
Process Host: CTX0326

First Level Reviewer: grantk Date: 25-Sep-2019 06:59:22

Col	RT (min.)	Exp RT (min.)	Dlt RT (min.)	Response	Cal Amt ng/ul	OnCol Amt ng/ul	Flags
* 14 1-Bromo-2-nitrobenzene							
1	2.823	2.823	-0.001	72474669	0.0500	0.0500	
2	3.343	3.344	-0.001	97553524	0.0500	0.0500	
3 PCB-1221							
1	4.616	4.615	0.001	6423696	0.5000	0.4935	
1	4.865	4.865	0.000	4192143	0.5000	0.4951	
1	4.929	4.930	-0.001	15737572	0.5000	0.4892	
		Average of Peak Amounts =				0.4926	
2	5.594	5.595	-0.001	10238410	0.5000	0.4705	
2	5.820	5.821	-0.001	6403044	0.5000	0.4859	
2	5.912	5.913	-0.001	23423918	0.5000	0.4932	
		Average of Peak Amounts =				0.4832	
						RPD = 1.93	
8 PCB-1254							
1	7.427	7.428	-0.001	20636367	0.5000	0.4928	
1	8.245	8.246	-0.001	43575142	0.5000	0.5058	
1	8.583	8.583	0.000	32436563	0.5000	0.5047	
1	8.812	8.811	0.001	28645996	0.5000	0.4922	
1	9.139	9.141	-0.002	44673188	0.5000	0.4959	
		Average of Peak Amounts =				0.4983	
2	8.494	8.494	0.000	34599868	0.5000	0.4900	
2	8.740	8.740	0.000	40316391	0.5000	0.4911	
2	9.289	9.289	0.000	57591196	0.5000	0.4974	
2	9.566	9.566	0.000	43503741	0.5000	0.5055	
2	10.198	10.199	-0.001	59193231	0.5000	0.4956	
		Average of Peak Amounts =				0.4959	
						RPD = 0.48	

Reagents:

SG2154@0.5PPM_00045 Amount Added: 1.00 Units: mL

Report Date: 25-Sep-2019 07:34:05 Chrom Revision: 2.3 17-Sep-2019 16:19:08

Eurofins TestAmerica, Canton

Data File: \\chromna\Canton\ChromData\A2HP12\20190923-91295.b\P12092325.D

Injection Date:	23-Sep-2019 20:24:59	Instrument ID:	A2HP12	Operator ID:	
Lims ID:	std05 ar2154			Worklist Smp#:	25
Client ID:					
Injection Vol:	1.0 ul	Dil. Factor:	1.0000	ALS Bottle#:	25
Method:	PCB12IS	Limit Group:	GC 8082A IS		

Y Scaling: Method Defined: Set to Absolute Y Value

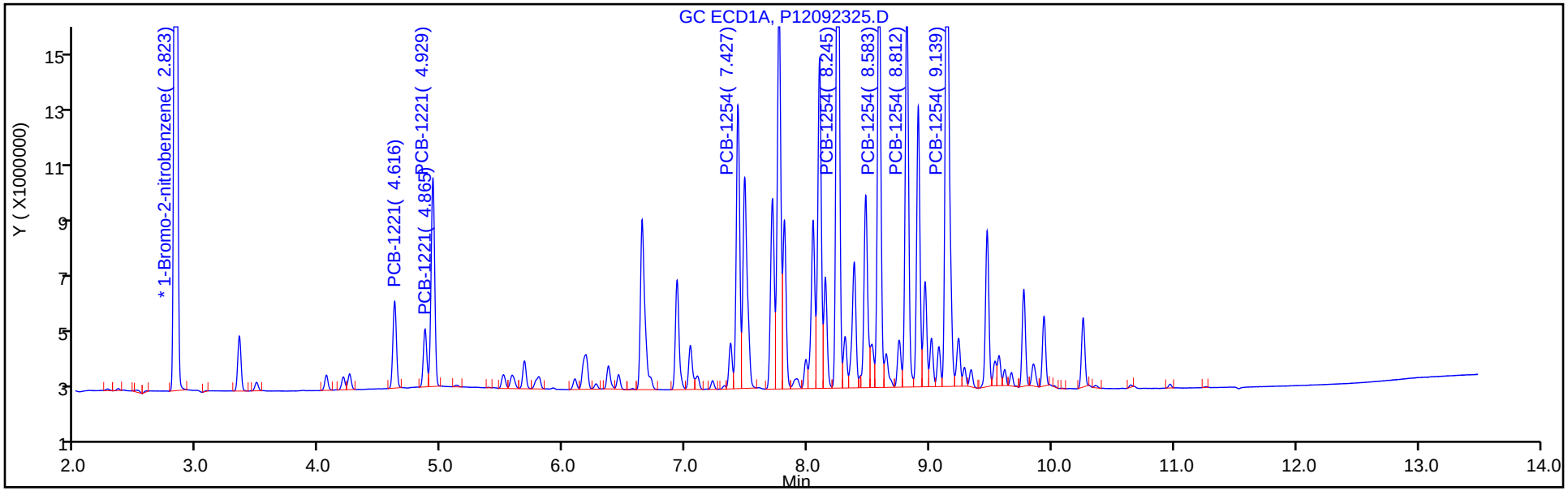

Y Scaling: Method Defined: Set to Absolute Y Value

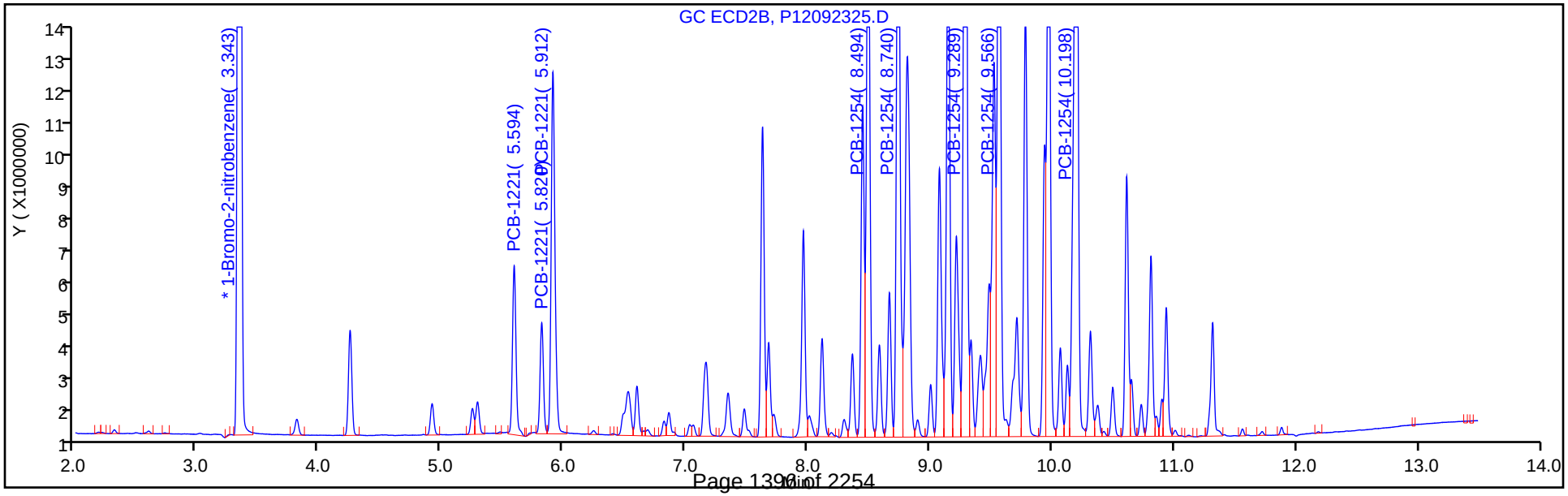

Eurofins TestAmerica, Canton
Target Compound Quantitation Report

Data File: \\chromna\Canton\ChromData\A2HP12\20190923-91295.b\P12092326.D
Lims ID: std1 ar2154
Client ID:
Sample Type: IC Calib Level: 5
Inject. Date: 23-Sep-2019 20:46:11 ALS Bottle#: 26 Worklist Smp#: 26
Injection Vol: 1.0 ul Dil. Factor: 1.0000
Sample Info: 240-0091295-026
Operator ID: Instrument ID: A2HP12
Sublist: chrom-PCB12IS*sub5

Method: \\chromna\Canton\ChromData\A2HP12\20190923-91295.b\PCB12IS.m
Limit Group: GC 8082A IS
Last Update: 25-Sep-2019 07:34:08 Calib Date: 23-Sep-2019 23:14:55
Integrator: Falcon
Quant Method: Internal Standard Quant By: Initial Calibration
Last ICal File: \\chromna\Canton\ChromData\A2HP12\20190923-91295.b\P12092333.D

Column 1 : Det: GC ECD1A
Column 2 : Det: GC ecd2b
Process Host: CTX0326

First Level Reviewer: grantk Date: 25-Sep-2019 06:59:38

Col	RT (min.)	Exp RT (min.)	Dlt RT (min.)	Response	Cal Amt ng/ul	OnCol Amt ng/ul	Flags
* 14 1-Bromo-2-nitrobenzene							
1	2.822	2.823	-0.002	77159398	0.0500	0.0500	
2	3.343	3.344	-0.001	104153015	0.0500	0.0500	
3 PCB-1221							
1	4.614	4.615	-0.001	13229476	1.00	0.9547	
1	4.864	4.865	-0.001	8432985	1.00	0.9355	
1	4.928	4.930	-0.002	32045004	1.00	0.9356	
		Average of Peak Amounts =				0.9419	
2	5.594	5.595	-0.001	19941344	1.00	0.8583	
2	5.820	5.821	-0.001	12593024	1.00	0.8951	
2	5.912	5.913	-0.001	46144966	1.00	0.9099	
		Average of Peak Amounts =				0.8878	
						RPD = 5.92	
8 PCB-1254							
1	7.427	7.428	-0.001	42680083	1.00	0.9573	
1	8.242	8.246	-0.004	91095531	1.00	0.99	
1	8.582	8.583	-0.001	68206121	1.00	1.00	
1	8.810	8.811	-0.001	59578670	1.00	0.9615	
1	9.137	9.141	-0.004	93785275	1.00	0.9778	
		Average of Peak Amounts =				0.9774	
2	8.493	8.494	-0.001	70340158	1.00	0.9330	
2	8.739	8.740	-0.001	82193106	1.00	0.9377	
2	9.288	9.289	-0.001	117791387	1.00	0.9528	
2	9.565	9.566	-0.001	87729953	1.00	0.9548	
2	10.197	10.199	-0.002	121711066	1.00	0.9544	
		Average of Peak Amounts =				0.9465	
						RPD = 3.20	

Reagents:

SG2154@1.0PPM_00031 Amount Added: 1.00 Units: mL

Report Date: 25-Sep-2019 07:34:09 Chrom Revision: 2.3 17-Sep-2019 16:19:08

Eurofins TestAmerica, Canton

Data File: \\chromna\Canton\ChromData\A2HP12\20190923-91295.b\P12092326.D

Injection Date:	23-Sep-2019 20:46:11	Instrument ID:	A2HP12	Operator ID:	
Lims ID:	std1 ar2154			Worklist Smp#:	26
Client ID:					
Injection Vol:	1.0 ul	Dil. Factor:	1.0000	ALS Bottle#:	26
Method:	PCB12IS	Limit Group:	GC 8082A IS		

Y Scaling: Method Defined: Set to Absolute Y Value

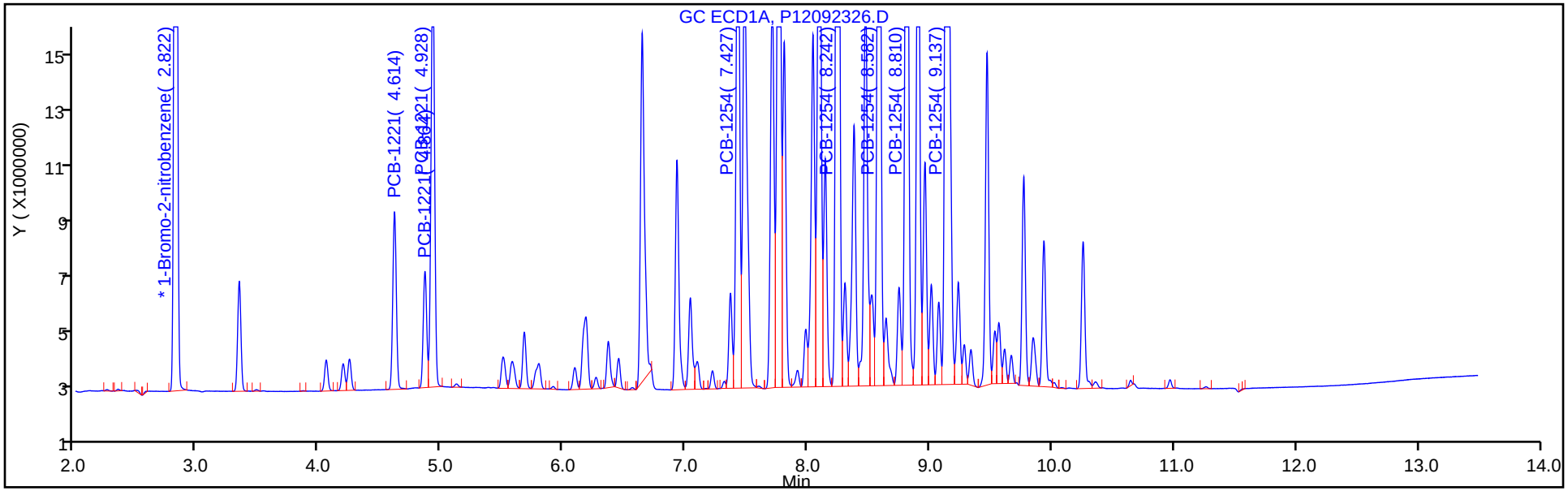

Y Scaling: Method Defined: Set to Absolute Y Value

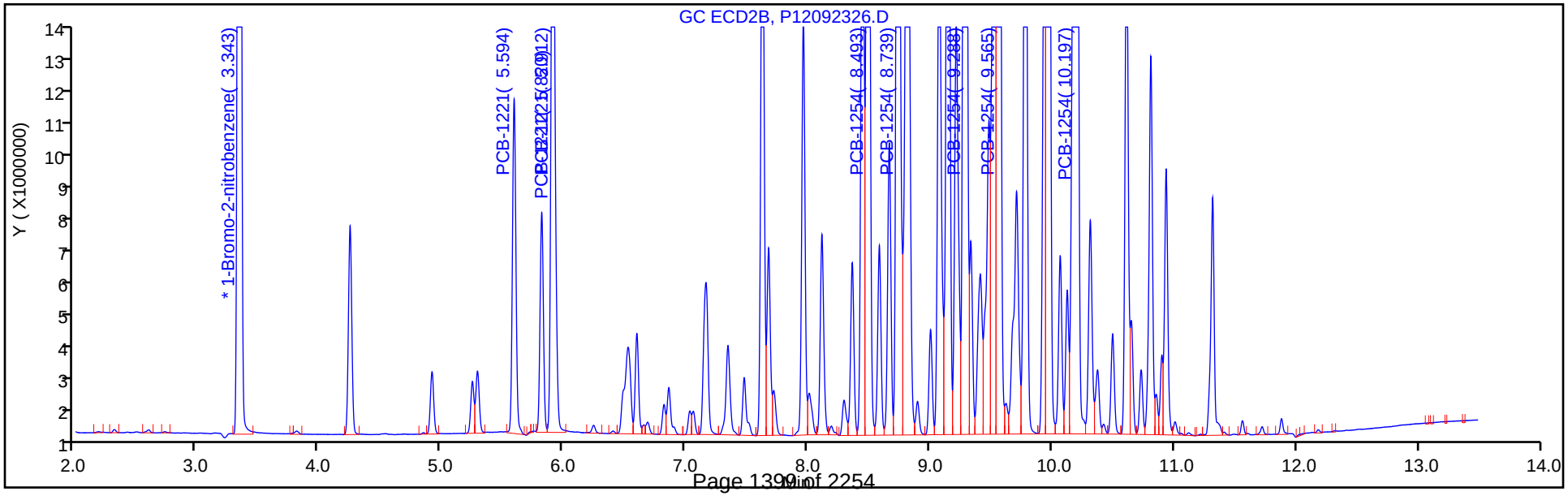

Eurofins TestAmerica, Canton
Target Compound Quantitation Report

Data File: \\chromna\Canton\ChromData\A2HP12\20190923-91295.b\P12092327.D
Lims ID: std15 ar2154
Client ID:
Sample Type: IC Calib Level: 6
Inject. Date: 23-Sep-2019 21:07:24 ALS Bottle#: 27 Worklist Smp#: 27
Injection Vol: 1.0 ul Dil. Factor: 1.0000
Sample Info: 240-0091295-027
Operator ID: Instrument ID: A2HP12
Sublist: chrom-PCB12IS*sub5

Method: \\chromna\Canton\ChromData\A2HP12\20190923-91295.b\PCB12IS.m
Limit Group: GC 8082A IS
Last Update: 25-Sep-2019 07:34:12 Calib Date: 23-Sep-2019 23:14:55
Integrator: Falcon
Quant Method: Internal Standard Quant By: Initial Calibration
Last ICal File: \\chromna\Canton\ChromData\A2HP12\20190923-91295.b\P12092333.D

Column 1 : Det: GC ECD1A
Column 2 : Det: GC ecd2b
Process Host: CTX0326

First Level Reviewer: hassl Date: 24-Sep-2019 06:46:44

Col	RT (min.)	Exp RT (min.)	Dlt RT (min.)	Response	Cal Amt ng/ul	OnCol Amt ng/ul	Flags
* 14 1-Bromo-2-nitrobenzene							
1	2.824	2.823	0.000	73539168	0.0500	0.0500	
2	3.344	3.344	0.000	98578919	0.0500	0.0500	
3 PCB-1221							
1	4.616	4.615	0.001	18338625	1.50	1.39	
1	4.864	4.865	-0.001	11714570	1.50	1.36	
1	4.928	4.930	-0.002	44608610	1.50	1.37	
		Average of Peak Amounts =				1.37	
2	5.594	5.595	-0.001	27508508	1.50	1.25	
2	5.820	5.821	-0.001	17214034	1.50	1.29	
2	5.911	5.913	-0.002	63470049	1.50	1.32	
		Average of Peak Amounts =				1.29	
						RPD = 6.33	
8 PCB-1254							
1	7.427	7.428	-0.001	60778996	1.50	1.43	
1	8.244	8.246	-0.002	129818911	1.50	1.49	
1	8.583	8.583	0.000	97577916	1.50	1.50	
1	8.810	8.811	-0.001	85168936	1.50	1.44	
1	9.139	9.141	-0.002	134342938	1.50	1.47	
		Average of Peak Amounts =				1.46	
2	8.494	8.494	0.000	98389827	1.50	1.38	
2	8.739	8.740	-0.001	115018585	1.50	1.39	
2	9.288	9.289	-0.001	166382811	1.50	1.42	
2	9.564	9.566	-0.002	123438353	1.50	1.42	
2	10.197	10.199	-0.002	170930204	1.50	1.42	
		Average of Peak Amounts =				1.40	
						RPD = 4.20	

Reagents:

SG2154@1.5PPM_00006 Amount Added: 1.00 Units: mL

Report Date: 25-Sep-2019 07:34:13 Chrom Revision: 2.3 17-Sep-2019 16:19:08

Eurofins TestAmerica, Canton

Data File: \\chromna\Canton\ChromData\A2HP12\20190923-91295.b\P12092327.D

Injection Date:	23-Sep-2019 21:07:24	Instrument ID:	A2HP12	Operator ID:	
Lims ID:	std15 ar2154			Worklist Smp#:	27
Client ID:					
Injection Vol:	1.0 ul	Dil. Factor:	1.0000	ALS Bottle#:	27
Method:	PCB12IS	Limit Group:	GC 8082A IS		

Y Scaling: Method Defined: Set to Absolute Y Value

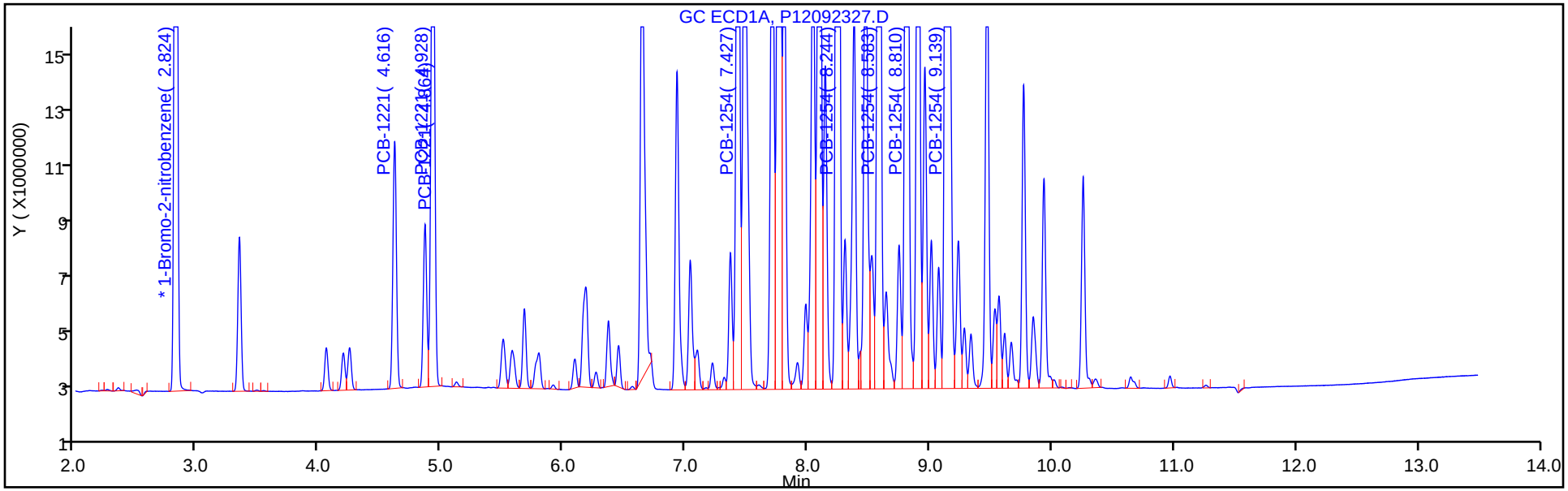

Y Scaling: Method Defined: Set to Absolute Y Value

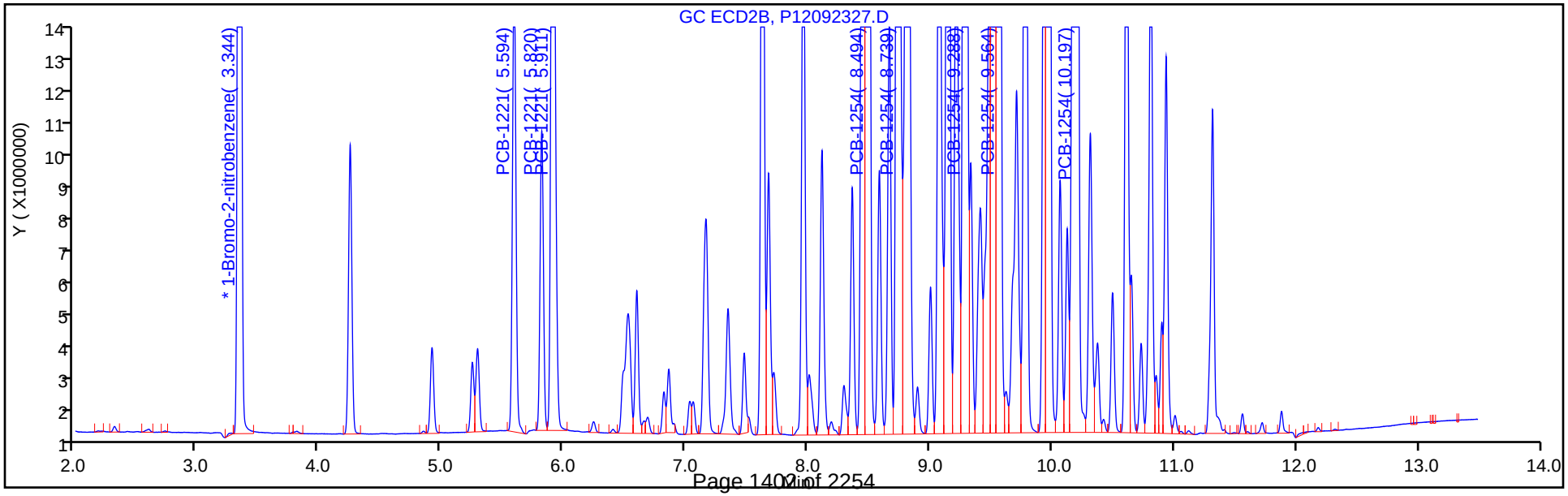

FORM VI
PCBS BY INTERNAL STANDARD - INITIAL CALIBRATION DATA
CURVE EVALUATION

Lab Name: Eurofins TestAmerica, Canton Job No.: 240-124062-1 Analy Batch No.: 401912

SDG No.:

Instrument ID: A2HP12 GC Column: CLP-2 (0.53 ID: 0.53(mm) Heated Purge: (Y/N) N

Calibration Start Date: 09/23/2019 19:21 Calibration End Date: 09/23/2019 21:07 Calibration ID: 53382

Calibration Files:

LEVEL:	LAB SAMPLE ID:	LAB FILE ID:
Level 1	STD005 240-401912/22	P12092322.D
Level 2	STD01 240-401912/23	P12092323.D
Level 3	STD02 240-401912/24	P12092324.D
Level 4	STD05 240-401912/25	P12092325.D
Level 5	STD1 240-401912/26	P12092326.D
Level 6	STD15 240-401912/27	P12092327.D

ANALYTE	RRF					CURVE TYPE	COEFFICIENT			#	MIN RRF	%RSD	#	MAX %RSD	R^2 OR COD	#	MIN R^2 OR COD
	LVL 1 LVL 6	LVL 2	LVL 3	LVL 4	LVL 5		B	M1	M2								
PCB-1221 Peak 1	0.0126 0.0093	0.0132	0.0118	0.0105	0.0096	Ave		0.0112				14.4		20.0			
PCB-1221 Peak 2	0.0077 0.0058	0.0074	0.0070	0.0066	0.0060	Ave		0.0068				11.0		20.0			
PCB-1221 Peak 3	0.0268 0.0215	0.0262	0.0254	0.0240	0.0222	Ave		0.0243				9.0		20.0			
PCB-1254 Peak 1	0.0402 0.0333	0.0377	0.0367	0.0355	0.0338	Ave		0.0362				7.2		20.0			
PCB-1254 Peak 2	0.0467 0.0389	0.0437	0.0424	0.0413	0.0395	Ave		0.0421				6.8		20.0			
PCB-1254 Peak 3	0.0649 0.0563	0.0604	0.0589	0.0590	0.0565	Ave		0.0593				5.3		20.0			
PCB-1254 Peak 4	0.0466 0.0417	0.0441	0.0455	0.0446	0.0421	Ave		0.0441				4.3		20.0			
PCB-1254 Peak 5	0.0667 0.0578	0.0620	0.0617	0.0607	0.0584	Ave		0.0612				5.2		20.0			

Note: The M1 coefficient is the same as Ave RRF for an Ave curve type.

FORM VI
PCBS BY INTERNAL STANDARD - INITIAL CALIBRATION DATA
RESPONSE AND CONCENTRATION

Lab Name: Eurofins TestAmerica, Canton Job No.: 240-124062-1 Analy Batch No.: 401912

SDG No.:

Instrument ID: A2HP12 GC Column: CLP-2 (0.53 ID: 0.53(mm) Heated Purge: (Y/N) N

Calibration Start Date: 09/23/2019 19:21 Calibration End Date: 09/23/2019 21:07 Calibration ID: 53382

Calibration Files:

LEVEL:	LAB SAMPLE ID:	LAB FILE ID:
Level 1	STD005 240-401912/22	P12092322.D
Level 2	STD01 240-401912/23	P12092323.D
Level 3	STD02 240-401912/24	P12092324.D
Level 4	STD05 240-401912/25	P12092325.D
Level 5	STD1 240-401912/26	P12092326.D
Level 6	STD15 240-401912/27	P12092327.D

ANALYTE	IS REF	CURVE TYPE	RESPONSE					CONCENTRATION (NG/UL)				
			LVL 1 LVL 6	LVL 2	LVL 3	LVL 4	LVL 5	LVL 1 LVL 6	LVL 2	LVL 3	LVL 4	LVL 5
PCB-1221 Peak 1	BNB	Ave	1239654 27508508	2662886	4842952	10238410	19941344	0.0500 1.50	0.100	0.200	0.500	1.00
PCB-1221 Peak 2	BNB	Ave	751496 17214034	1503266	2886709	6403044	12593024	0.0500 1.50	0.100	0.200	0.500	1.00
PCB-1221 Peak 3	BNB	Ave	2633070 63470049	5307452	10454494	23423918	46144966	0.0500 1.50	0.100	0.200	0.500	1.00
PCB-1254 Peak 1	BNB	Ave	3940119 98389827	7641648	15130566	34599868	70340158	0.0500 1.50	0.100	0.200	0.500	1.00
PCB-1254 Peak 2	BNB	Ave	4577004 115018585	8854106	17465096	40316391	82193106	0.0500 1.50	0.100	0.200	0.500	1.00
PCB-1254 Peak 3	BNB	Ave	6364831 166382811	12233084	24270821	57591196	117791387	0.0500 1.50	0.100	0.200	0.500	1.00
PCB-1254 Peak 4	BNB	Ave	4574293 123438353	8924394	18730654	43503741	87729953	0.0500 1.50	0.100	0.200	0.500	1.00
PCB-1254 Peak 5	BNB	Ave	6545640 170930204	12553551	25405879	59193231	121711066	0.0500 1.50	0.100	0.200	0.500	1.00

Curve Type Legend:
Ave = Average ISTD

Eurofins TestAmerica, Canton
Target Compound Quantitation Report

Data File: \\chromna\Canton\ChromData\A2HP12\20190923-91295.b\P12092322.D
Lims ID: std005 ar2154
Client ID:
Sample Type: IC Calib Level: 1
Inject. Date: 23-Sep-2019 19:21:09 ALS Bottle#: 22 Worklist Smp#: 22
Injection Vol: 1.0 ul Dil. Factor: 1.0000
Sample Info: 240-0091295-022
Operator ID: Instrument ID: A2HP12
Sublist: chrom-PCB12IS*sub5

Method: \\chromna\Canton\ChromData\A2HP12\20190923-91295.b\PCB12IS.m
Limit Group: GC 8082A IS
Last Update: 25-Sep-2019 07:33:50 Calib Date: 23-Sep-2019 23:14:55
Integrator: Falcon
Quant Method: Internal Standard Quant By: Initial Calibration
Last ICal File: \\chromna\Canton\ChromData\A2HP12\20190923-91295.b\P12092333.D

Column 1 : Det: GC ECD1A
Column 2 : Det: GC ecd2b
Process Host: CTX0326

First Level Reviewer: hassl Date: 24-Sep-2019 06:28:05

Col	RT (min.)	Exp RT (min.)	Dlt RT (min.)	Response	Cal Amt ng/ul	OnCol Amt ng/ul	Flags
* 14 1-Bromo-2-nitrobenzene							
1	2.823	2.823	0.000	73981940	0.0500	0.0500	
2	3.345	3.344	0.000	98077137	0.0500	0.0500	
3 PCB-1221							
1	4.615	4.615	0.000	715056	0.0500	0.0538	
1	4.865	4.865	0.000	467383	0.0500	0.0541	
1	4.930	4.930	0.000	1822291	0.0500	0.0555	
		Average of Peak Amounts =				0.0545	
2	5.595	5.595	0.000	1239654	0.0500	0.0567	
2	5.821	5.821	0.000	751496	0.0500	0.0567	
2	5.913	5.913	0.000	2633070	0.0500	0.0551	
		Average of Peak Amounts =				0.0562	
						RPD = 3.10	
8 PCB-1254							
1	7.428	7.428	0.000	2274204	0.0500	0.0532	
1	8.246	8.246	0.000	4324839	0.0500	0.0492	
1	8.583	8.583	0.000	3156644	0.0500	0.0481	
1	8.811	8.811	0.000	3175542	0.0500	0.0534	
1	9.141	9.141	0.000	4795223	0.0500	0.0521	
		Average of Peak Amounts =				0.0512	
2	8.494	8.494	0.000	3940119	0.0500	0.0555	
2	8.740	8.740	0.000	4577004	0.0500	0.0555	
2	9.289	9.289	0.000	6364831	0.0500	0.0547	
2	9.566	9.566	0.000	4574293	0.0500	0.0529	
2	10.199	10.199	0.000	6545640	0.0500	0.0545	
		Average of Peak Amounts =				0.0546	
						RPD = 6.39	

Reagents:

SG2154@0.05PP_00022 Amount Added: 1.00 Units: mL

Report Date: 25-Sep-2019 07:33:52 Chrom Revision: 2.3 17-Sep-2019 16:19:08

Eurofins TestAmerica, Canton

Data File: \\chromna\Canton\ChromData\A2HP12\20190923-91295.b\P12092322.D

Injection Date:	23-Sep-2019 19:21:09	Instrument ID:	A2HP12	Operator ID:	
Lims ID:	std005 ar2154			Worklist Smp#:	22
Client ID:					
Injection Vol:	1.0 ul	Dil. Factor:	1.0000	ALS Bottle#:	22
Method:	PCB12IS	Limit Group:	GC 8082A IS		

Y Scaling: Method Defined: Set to Absolute Y Value

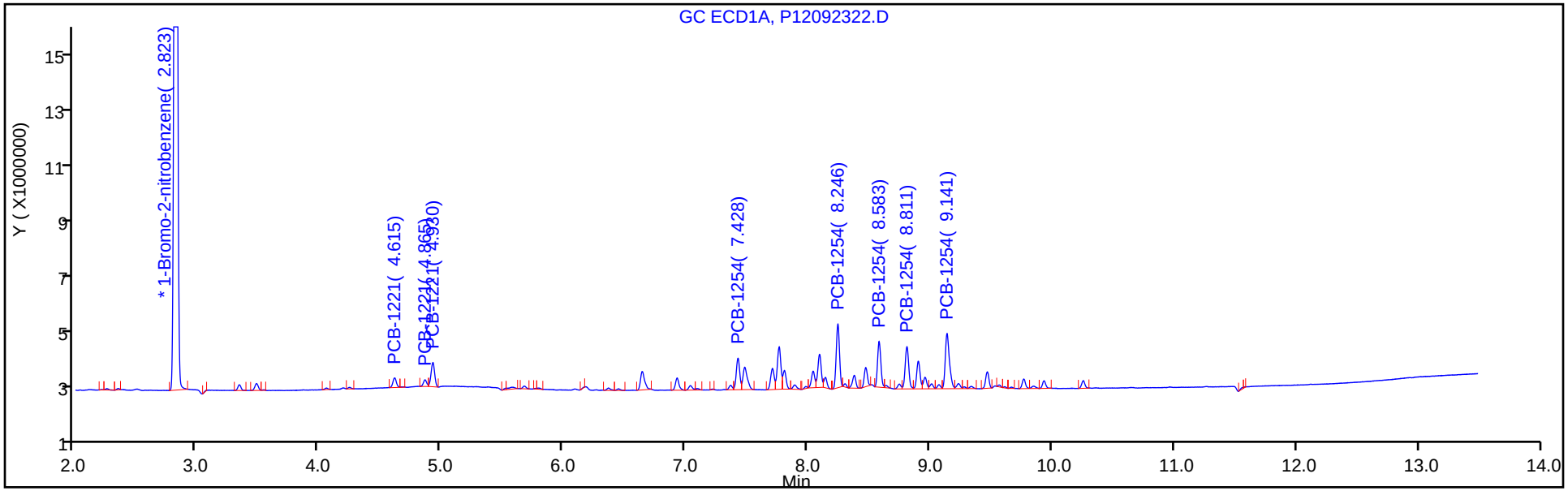

Y Scaling: Method Defined: Set to Absolute Y Value

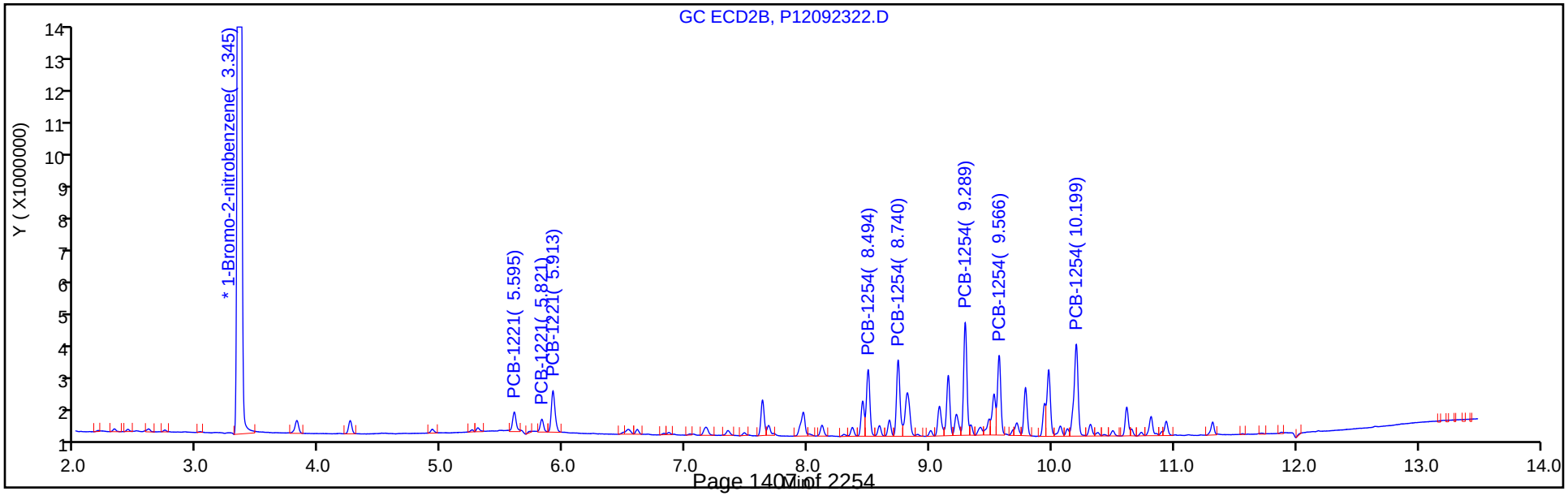

Eurofins TestAmerica, Canton
Target Compound Quantitation Report

Data File: \\chromna\Canton\ChromData\A2HP12\20190923-91295.b\P12092323.D
Lims ID: std01 ar2154
Client ID:
Sample Type: IC Calib Level: 2
Inject. Date: 23-Sep-2019 19:42:25 ALS Bottle#: 23 Worklist Smp#: 23
Injection Vol: 1.0 ul Dil. Factor: 1.0000
Sample Info: 240-0091295-023
Operator ID: Instrument ID: A2HP12
Sublist: chrom-PCB12IS*sub5

Method: \\chromna\Canton\ChromData\A2HP12\20190923-91295.b\PCB12IS.m
Limit Group: GC 8082A IS
Last Update: 25-Sep-2019 07:33:54 Calib Date: 23-Sep-2019 23:14:55
Integrator: Falcon
Quant Method: Internal Standard Quant By: Initial Calibration
Last ICal File: \\chromna\Canton\ChromData\A2HP12\20190923-91295.b\P12092333.D

Column 1 : Det: GC ECD1A
Column 2 : Det: GC ecd2b
Process Host: CTX0326

First Level Reviewer: hassl Date: 24-Sep-2019 06:41:01

Col	RT (min.)	Exp RT (min.)	Dlt RT (min.)	Response	Cal Amt ng/ul	OnCol Amt ng/ul	Flags
* 14 1-Bromo-2-nitrobenzene							
1	2.821	2.823	-0.002	75076400	0.0500	0.0500	
2	3.343	3.344	-0.001	101236736	0.0500	0.0500	
3 PCB-1221							
1	4.614	4.615	-0.001	1390053	0.1000	0.1031	
1	4.863	4.865	-0.002	927541	0.1000	0.1058	
1	4.928	4.930	-0.002	3475243	0.1000	0.1043	
		Average of Peak Amounts =				0.1044	
2	5.595	5.595	0.000	2662886	0.1000	0.1179	
2	5.820	5.821	-0.001	1503266	0.1000	0.1099	
2	5.911	5.913	-0.002	5307452	0.1000	0.1077	
		Average of Peak Amounts =				0.1118	
						RPD = 6.90	
8 PCB-1254							
1	7.428	7.428	0.000	4474815	0.1000	0.1032	
1	8.245	8.246	-0.001	9031244	0.1000	0.1012	
1	8.583	8.583	0.000	6791126	0.1000	0.1020	
1	8.811	8.811	0.000	6170592	0.1000	0.1023	
1	9.140	9.141	-0.001	9420847	0.1000	0.1009	
		Average of Peak Amounts =				0.1019	
2	8.494	8.494	0.000	7641648	0.1000	0.1043	
2	8.740	8.740	0.000	8854106	0.1000	0.1039	
2	9.289	9.289	0.000	12233084	0.1000	0.1018	
2	9.566	9.566	0.000	8924394	0.1000	0.0999	
2	10.199	10.199	0.000	12553551	0.1000	0.1013	
		Average of Peak Amounts =				0.1022	
						RPD = 0.30	

Reagents:

SG2154@O.1PPM_00023 Amount Added: 1.00 Units: mL

Report Date: 25-Sep-2019 07:33:56 Chrom Revision: 2.3 17-Sep-2019 16:19:08

Eurofins TestAmerica, Canton

Data File: \\chromna\Canton\ChromData\A2HP12\20190923-91295.b\P12092323.D

Injection Date:	23-Sep-2019 19:42:25	Instrument ID:	A2HP12	Operator ID:	
Lims ID:	std01 ar2154			Worklist Smp#:	23
Client ID:					
Injection Vol:	1.0 ul	Dil. Factor:	1.0000	ALS Bottle#:	23
Method:	PCB12IS	Limit Group:	GC 8082A IS		

Y Scaling: Method Defined: Set to Absolute Y Value

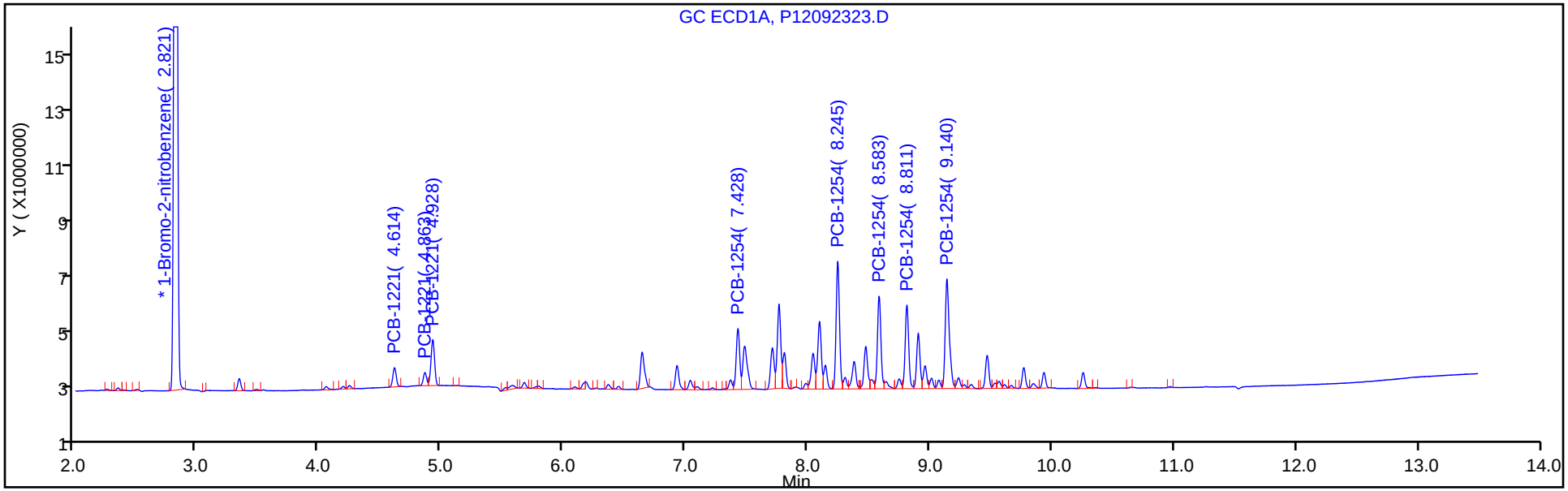

Y Scaling: Method Defined: Set to Absolute Y Value

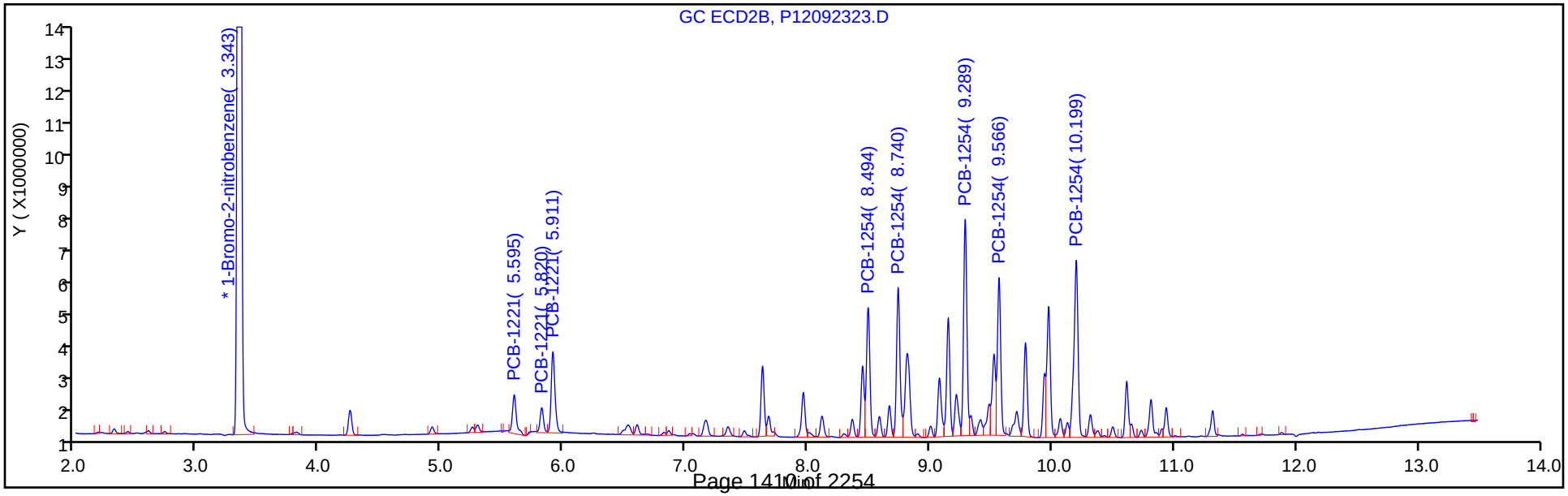

Eurofins TestAmerica, Canton
Target Compound Quantitation Report

Data File: \\chromna\Canton\ChromData\A2HP12\20190923-91295.b\P12092324.D
Lims ID: std02 ar2154
Client ID:
Sample Type: IC Calib Level: 3
Inject. Date: 23-Sep-2019 20:03:40 ALS Bottle#: 24 Worklist Smp#: 24
Injection Vol: 1.0 ul Dil. Factor: 1.0000
Sample Info: 240-0091295-024
Operator ID: Instrument ID: A2HP12
Sublist: chrom-PCB12IS*sub5

Method: \\chromna\Canton\ChromData\A2HP12\20190923-91295.b\PCB12IS.m
Limit Group: GC 8082A IS
Last Update: 25-Sep-2019 07:33:58 Calib Date: 23-Sep-2019 23:14:55
Integrator: Falcon
Quant Method: Internal Standard Quant By: Initial Calibration
Last ICal File: \\chromna\Canton\ChromData\A2HP12\20190923-91295.b\P12092333.D

Column 1 : Det: GC ECD1A
Column 2 : Det: GC ecd2b
Process Host: CTX0326

First Level Reviewer: hassl Date: 24-Sep-2019 06:41:34

Col	RT (min.)	Exp RT (min.)	Dlt RT (min.)	Response	Cal Amt ng/ul	OnCol Amt ng/ul	Flags
* 14 1-Bromo-2-nitrobenzene							
1	2.823	2.823	-0.001	76151696	0.0500	0.0500	
2	3.343	3.344	-0.001	102964721	0.0500	0.0500	
3 PCB-1221							
1	4.615	4.615	0.000	2804564	0.2000	0.2051	
1	4.864	4.865	-0.001	1825809	0.2000	0.2052	
1	4.928	4.930	-0.002	6914317	0.2000	0.2045	
		Average of Peak Amounts =				0.2049	
2	5.594	5.595	-0.001	4842952	0.2000	0.2109	
2	5.820	5.821	-0.001	2886709	0.2000	0.2075	
2	5.912	5.913	-0.001	10454494	0.2000	0.2085	
		Average of Peak Amounts =				0.2090	
						RPD = 1.95	
8 PCB-1254							
1	7.428	7.428	0.000	8869014	0.2000	0.2016	
1	8.246	8.246	0.000	18274827	0.2000	0.2019	
1	8.583	8.583	0.000	13686448	0.2000	0.2027	
1	8.812	8.811	0.001	12235150	0.2000	0.2001	
1	9.139	9.141	-0.002	18903752	0.2000	0.1997	
		Average of Peak Amounts =				0.2012	
2	8.494	8.494	0.000	15130566	0.2000	0.2030	
2	8.739	8.740	-0.001	17465096	0.2000	0.2015	
2	9.289	9.289	0.000	24270821	0.2000	0.1986	
2	9.565	9.566	-0.001	18730654	0.2000	0.2062	
2	10.199	10.199	0.000	25405879	0.2000	0.2015	
		Average of Peak Amounts =				0.2022	
						RPD = 0.49	

Reagents:

SG2154@0.2PPM_00023 Amount Added: 1.00 Units: mL

Report Date: 25-Sep-2019 07:33:59 Chrom Revision: 2.3 17-Sep-2019 16:19:08

Eurofins TestAmerica, Canton

Data File: \\chromna\Canton\ChromData\A2HP12\20190923-91295.b\P12092324.D

Injection Date:	23-Sep-2019 20:03:40	Instrument ID:	A2HP12	Operator ID:	
Lims ID:	std02 ar2154			Worklist Smp#:	24
Client ID:					
Injection Vol:	1.0 ul	Dil. Factor:	1.0000	ALS Bottle#:	24
Method:	PCB12IS	Limit Group:	GC 8082A IS		

Y Scaling: Method Defined: Set to Absolute Y Value

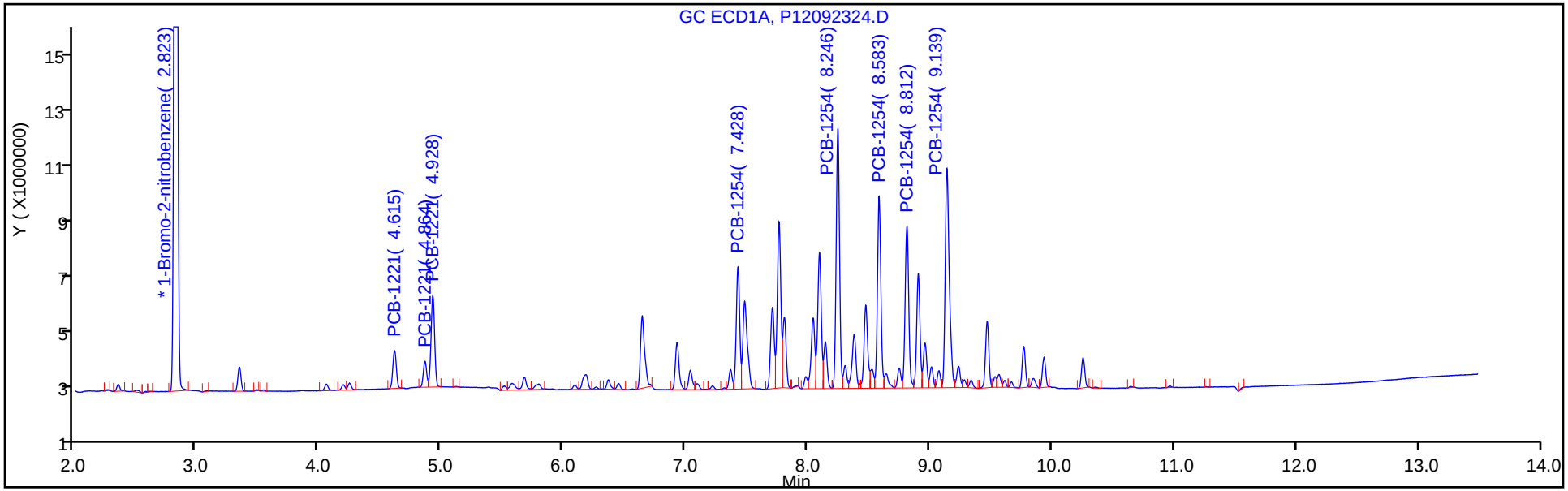

Y Scaling: Method Defined: Set to Absolute Y Value

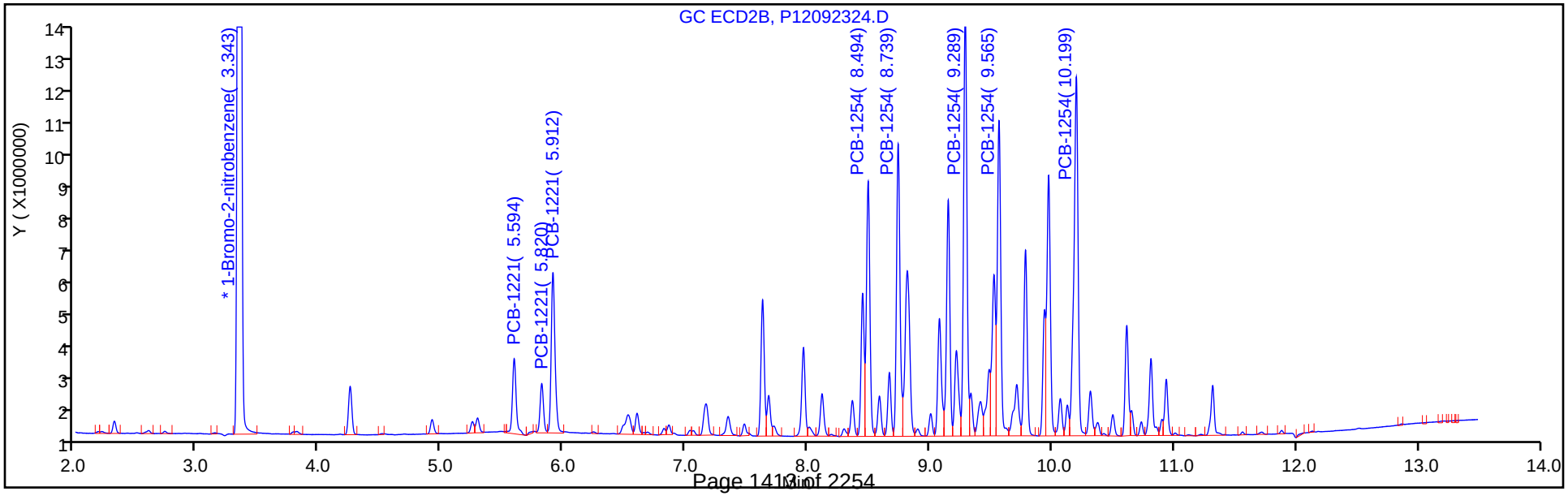

Eurofins TestAmerica, Canton
Target Compound Quantitation Report

Data File: \\chromna\Canton\ChromData\A2HP12\20190923-91295.b\P12092325.D
Lims ID: std05 ar2154
Client ID:
Sample Type: IC Calib Level: 4
Inject. Date: 23-Sep-2019 20:24:59 ALS Bottle#: 25 Worklist Smp#: 25
Injection Vol: 1.0 ul Dil. Factor: 1.0000
Sample Info: 240-0091295-025
Operator ID: Instrument ID: A2HP12
Sublist: chrom-PCB12IS*sub5

Method: \\chromna\Canton\ChromData\A2HP12\20190923-91295.b\PCB12IS.m
Limit Group: GC 8082A IS
Last Update: 25-Sep-2019 07:34:05 Calib Date: 23-Sep-2019 23:14:55
Integrator: Falcon
Quant Method: Internal Standard Quant By: Initial Calibration
Last ICal File: \\chromna\Canton\ChromData\A2HP12\20190923-91295.b\P12092333.D

Column 1 : Det: GC ECD1A
Column 2 : Det: GC ecd2b
Process Host: CTX0326

First Level Reviewer: grantk Date: 25-Sep-2019 06:59:22

Col	RT (min.)	Exp RT (min.)	Dlt RT (min.)	Response	Cal Amt ng/ul	OnCol Amt ng/ul	Flags
* 14 1-Bromo-2-nitrobenzene							
1	2.823	2.823	-0.001	72474669	0.0500	0.0500	
2	3.343	3.344	-0.001	97553524	0.0500	0.0500	
3 PCB-1221							
1	4.616	4.615	0.001	6423696	0.5000	0.4935	
1	4.865	4.865	0.000	4192143	0.5000	0.4951	
1	4.929	4.930	-0.001	15737572	0.5000	0.4892	
		Average of Peak Amounts =				0.4926	
2	5.594	5.595	-0.001	10238410	0.5000	0.4705	
2	5.820	5.821	-0.001	6403044	0.5000	0.4859	
2	5.912	5.913	-0.001	23423918	0.5000	0.4932	
		Average of Peak Amounts =				0.4832	
						RPD = 1.93	
8 PCB-1254							
1	7.427	7.428	-0.001	20636367	0.5000	0.4928	
1	8.245	8.246	-0.001	43575142	0.5000	0.5058	
1	8.583	8.583	0.000	32436563	0.5000	0.5047	
1	8.812	8.811	0.001	28645996	0.5000	0.4922	
1	9.139	9.141	-0.002	44673188	0.5000	0.4959	
		Average of Peak Amounts =				0.4983	
2	8.494	8.494	0.000	34599868	0.5000	0.4900	
2	8.740	8.740	0.000	40316391	0.5000	0.4911	
2	9.289	9.289	0.000	57591196	0.5000	0.4974	
2	9.566	9.566	0.000	43503741	0.5000	0.5055	
2	10.198	10.199	-0.001	59193231	0.5000	0.4956	
		Average of Peak Amounts =				0.4959	
						RPD = 0.48	

Reagents:

SG2154@0.5PPM_00045 Amount Added: 1.00 Units: mL

Report Date: 25-Sep-2019 07:34:06 Chrom Revision: 2.3 17-Sep-2019 16:19:08

Eurofins TestAmerica, Canton

Data File: \\chromna\Canton\ChromData\A2HP12\20190923-91295.b\P12092325.D

Injection Date:	23-Sep-2019 20:24:59	Instrument ID:	A2HP12	Operator ID:	
Lims ID:	std05 ar2154			Worklist Smp#:	25
Client ID:					
Injection Vol:	1.0 ul	Dil. Factor:	1.0000	ALS Bottle#:	25
Method:	PCB12IS	Limit Group:	GC 8082A IS		

Y Scaling: Method Defined: Set to Absolute Y Value

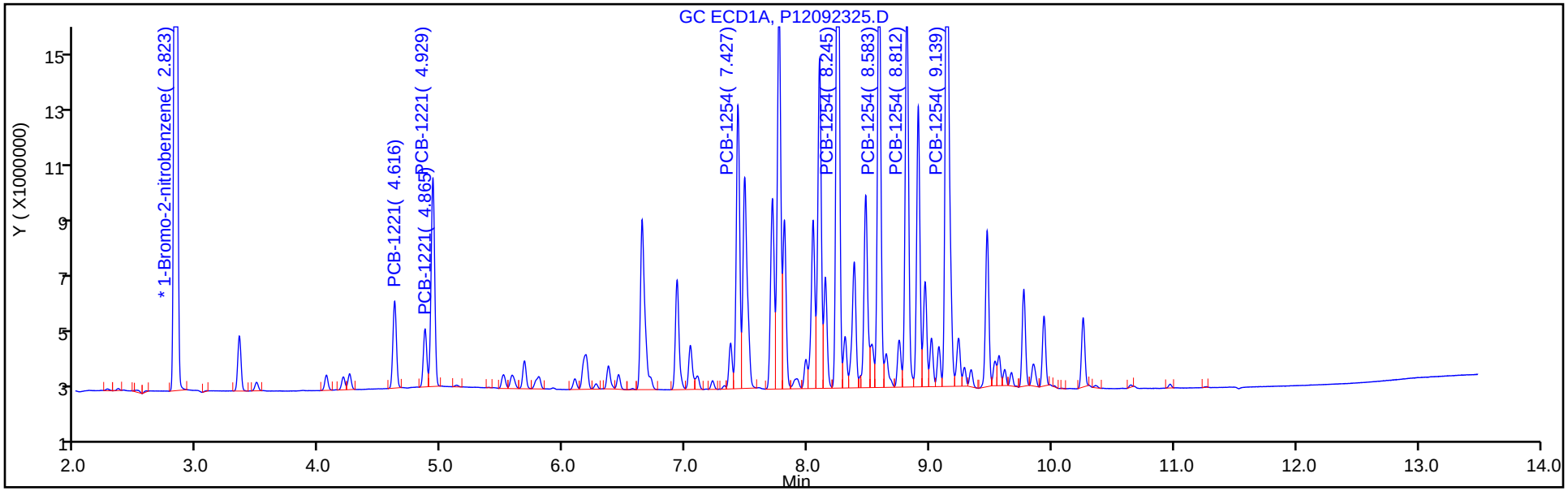

Y Scaling: Method Defined: Set to Absolute Y Value

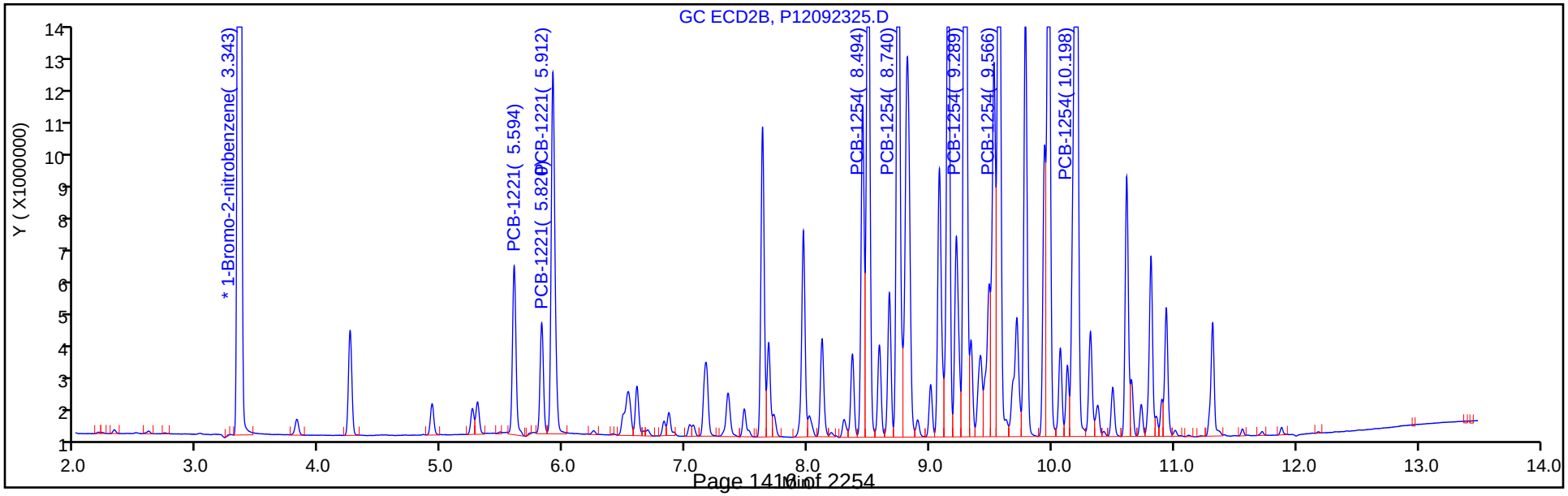

Eurofins TestAmerica, Canton
Target Compound Quantitation Report

Data File: \\chromna\Canton\ChromData\A2HP12\20190923-91295.b\P12092326.D
Lims ID: std1 ar2154
Client ID:
Sample Type: IC Calib Level: 5
Inject. Date: 23-Sep-2019 20:46:11 ALS Bottle#: 26 Worklist Smp#: 26
Injection Vol: 1.0 ul Dil. Factor: 1.0000
Sample Info: 240-0091295-026
Operator ID: Instrument ID: A2HP12
Sublist: chrom-PCB12IS*sub5

Method: \\chromna\Canton\ChromData\A2HP12\20190923-91295.b\PCB12IS.m
Limit Group: GC 8082A IS
Last Update: 25-Sep-2019 07:34:08 Calib Date: 23-Sep-2019 23:14:55
Integrator: Falcon
Quant Method: Internal Standard Quant By: Initial Calibration
Last ICal File: \\chromna\Canton\ChromData\A2HP12\20190923-91295.b\P12092333.D

Column 1 : Det: GC ECD1A
Column 2 : Det: GC ecd2b
Process Host: CTX0326

First Level Reviewer: grantk Date: 25-Sep-2019 06:59:38

Col	RT (min.)	Exp RT (min.)	Dlt RT (min.)	Response	Cal Amt ng/ul	OnCol Amt ng/ul	Flags
* 14 1-Bromo-2-nitrobenzene							
1	2.822	2.823	-0.002	77159398	0.0500	0.0500	
2	3.343	3.344	-0.001	104153015	0.0500	0.0500	
3 PCB-1221							
1	4.614	4.615	-0.001	13229476	1.00	0.9547	
1	4.864	4.865	-0.001	8432985	1.00	0.9355	
1	4.928	4.930	-0.002	32045004	1.00	0.9356	
		Average of Peak Amounts =				0.9419	
2	5.594	5.595	-0.001	19941344	1.00	0.8583	
2	5.820	5.821	-0.001	12593024	1.00	0.8951	
2	5.912	5.913	-0.001	46144966	1.00	0.9099	
		Average of Peak Amounts =				0.8878	
						RPD = 5.92	
8 PCB-1254							
1	7.427	7.428	-0.001	42680083	1.00	0.9573	
1	8.242	8.246	-0.004	91095531	1.00	0.99	
1	8.582	8.583	-0.001	68206121	1.00	1.00	
1	8.810	8.811	-0.001	59578670	1.00	0.9615	
1	9.137	9.141	-0.004	93785275	1.00	0.9778	
		Average of Peak Amounts =				0.9774	
2	8.493	8.494	-0.001	70340158	1.00	0.9330	
2	8.739	8.740	-0.001	82193106	1.00	0.9377	
2	9.288	9.289	-0.001	117791387	1.00	0.9528	
2	9.565	9.566	-0.001	87729953	1.00	0.9548	
2	10.197	10.199	-0.002	121711066	1.00	0.9544	
		Average of Peak Amounts =				0.9465	
						RPD = 3.20	

Reagents:

SG2154@1.0PPM_00031 Amount Added: 1.00 Units: mL

Report Date: 25-Sep-2019 07:34:09 Chrom Revision: 2.3 17-Sep-2019 16:19:08

Eurofins TestAmerica, Canton

Data File: \\chromna\Canton\ChromData\A2HP12\20190923-91295.b\P12092326.D

Injection Date:	23-Sep-2019 20:46:11	Instrument ID:	A2HP12	Operator ID:	
Lims ID:	std1 ar2154			Worklist Smp#:	26
Client ID:					
Injection Vol:	1.0 ul	Dil. Factor:	1.0000	ALS Bottle#:	26
Method:	PCB12IS	Limit Group:	GC 8082A IS		

Y Scaling: Method Defined: Set to Absolute Y Value

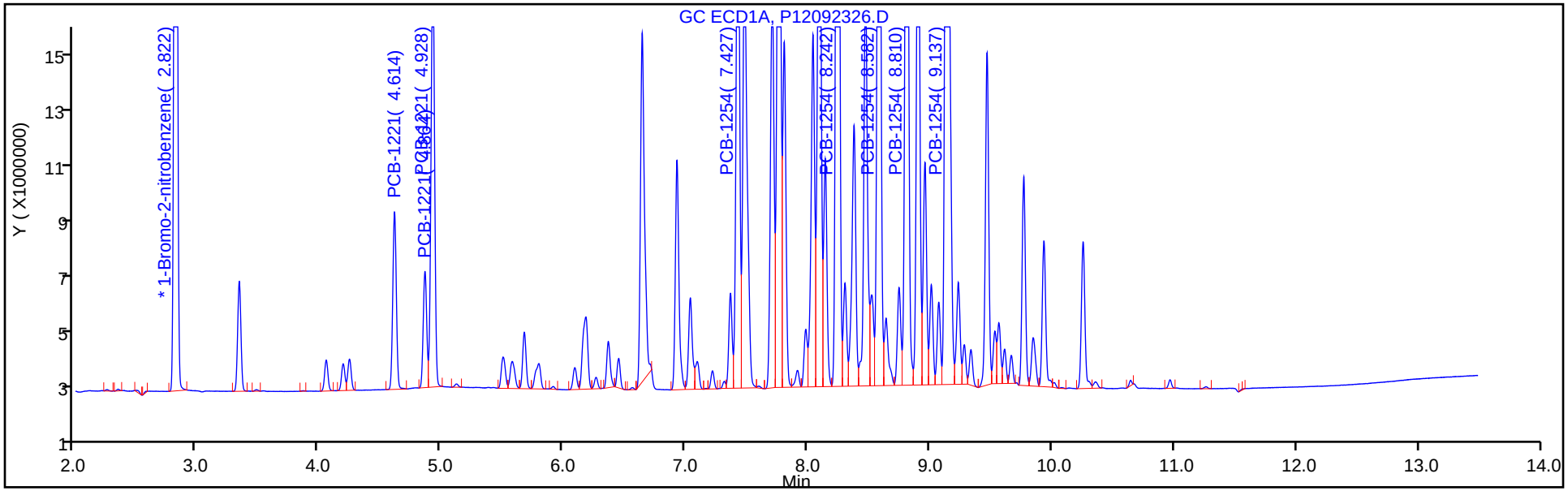

Y Scaling: Method Defined: Set to Absolute Y Value

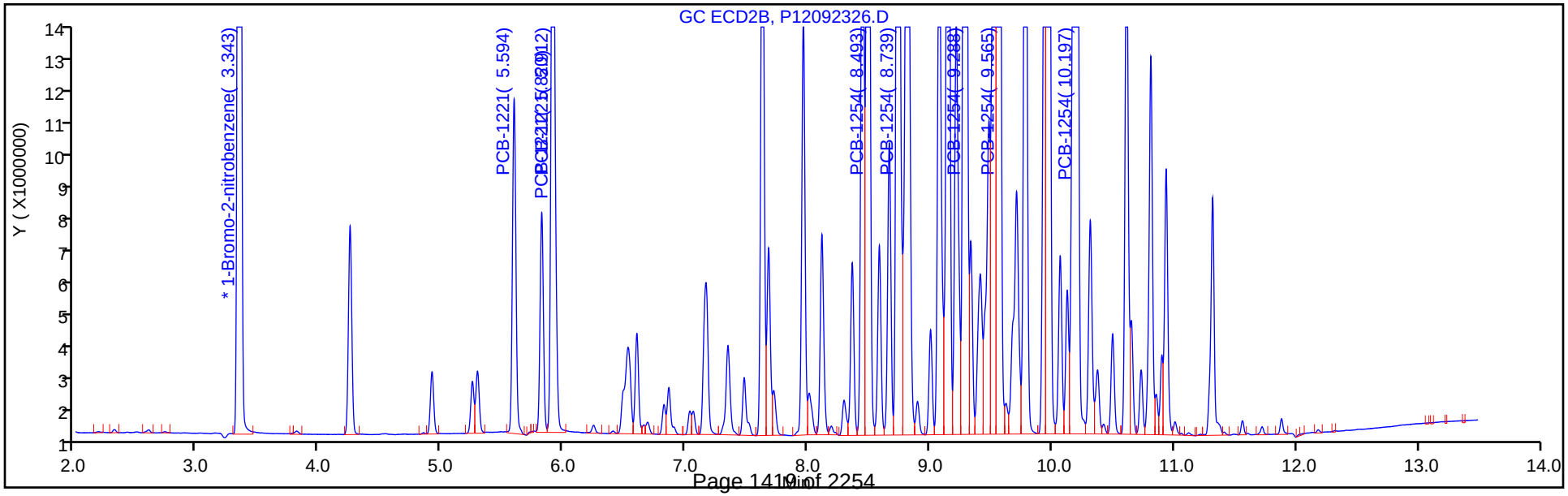

Eurofins TestAmerica, Canton
Target Compound Quantitation Report

Data File: \\chromna\Canton\ChromData\A2HP12\20190923-91295.b\P12092327.D
Lims ID: std15 ar2154
Client ID:
Sample Type: IC Calib Level: 6
Inject. Date: 23-Sep-2019 21:07:24 ALS Bottle#: 27 Worklist Smp#: 27
Injection Vol: 1.0 ul Dil. Factor: 1.0000
Sample Info: 240-0091295-027
Operator ID: Instrument ID: A2HP12
Sublist: chrom-PCB12IS*sub5

Method: \\chromna\Canton\ChromData\A2HP12\20190923-91295.b\PCB12IS.m
Limit Group: GC 8082A IS
Last Update: 25-Sep-2019 07:34:12 Calib Date: 23-Sep-2019 23:14:55
Integrator: Falcon
Quant Method: Internal Standard Quant By: Initial Calibration
Last ICal File: \\chromna\Canton\ChromData\A2HP12\20190923-91295.b\P12092333.D

Column 1 : Det: GC ECD1A
Column 2 : Det: GC ecd2b
Process Host: CTX0326

First Level Reviewer: hassl Date: 24-Sep-2019 06:46:44

Col	RT (min.)	Exp RT (min.)	Dlt RT (min.)	Response	Cal Amt ng/ul	OnCol Amt ng/ul	Flags
* 14 1-Bromo-2-nitrobenzene							
1	2.824	2.823	0.000	73539168	0.0500	0.0500	
2	3.344	3.344	0.000	98578919	0.0500	0.0500	
3 PCB-1221							
1	4.616	4.615	0.001	18338625	1.50	1.39	
1	4.864	4.865	-0.001	11714570	1.50	1.36	
1	4.928	4.930	-0.002	44608610	1.50	1.37	
		Average of Peak Amounts =				1.37	
2	5.594	5.595	-0.001	27508508	1.50	1.25	
2	5.820	5.821	-0.001	17214034	1.50	1.29	
2	5.911	5.913	-0.002	63470049	1.50	1.32	
		Average of Peak Amounts =				1.29	
						RPD = 6.33	
8 PCB-1254							
1	7.427	7.428	-0.001	60778996	1.50	1.43	
1	8.244	8.246	-0.002	129818911	1.50	1.49	
1	8.583	8.583	0.000	97577916	1.50	1.50	
1	8.810	8.811	-0.001	85168936	1.50	1.44	
1	9.139	9.141	-0.002	134342938	1.50	1.47	
		Average of Peak Amounts =				1.46	
2	8.494	8.494	0.000	98389827	1.50	1.38	
2	8.739	8.740	-0.001	115018585	1.50	1.39	
2	9.288	9.289	-0.001	166382811	1.50	1.42	
2	9.564	9.566	-0.002	123438353	1.50	1.42	
2	10.197	10.199	-0.002	170930204	1.50	1.42	
		Average of Peak Amounts =				1.40	
						RPD = 4.20	

Reagents:

SG2154@1.5PPM_00006 Amount Added: 1.00 Units: mL

Report Date: 25-Sep-2019 07:34:13 Chrom Revision: 2.3 17-Sep-2019 16:19:08

Eurofins TestAmerica, Canton

Data File: \\chromna\Canton\ChromData\A2HP12\20190923-91295.b\P12092327.D

Injection Date:	23-Sep-2019 21:07:24	Instrument ID:	A2HP12	Operator ID:	
Lims ID:	std15 ar2154			Worklist Smp#:	27
Client ID:					
Injection Vol:	1.0 ul	Dil. Factor:	1.0000	ALS Bottle#:	27
Method:	PCB12IS	Limit Group:	GC 8082A IS		

Y Scaling: Method Defined: Set to Absolute Y Value

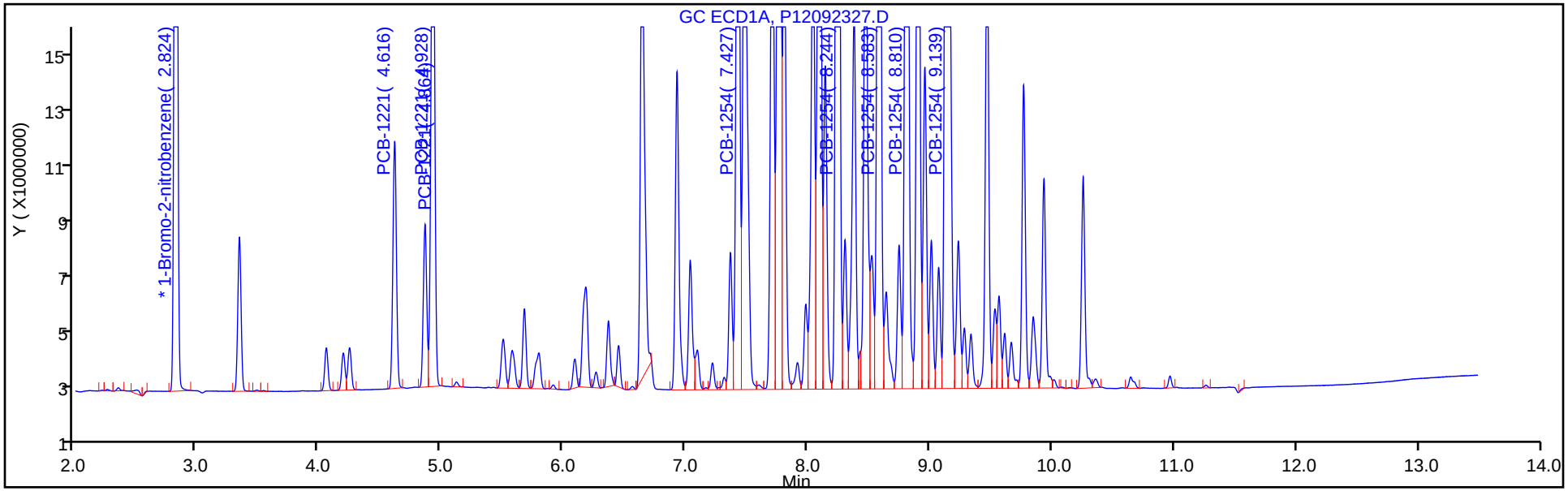

Y Scaling: Method Defined: Set to Absolute Y Value

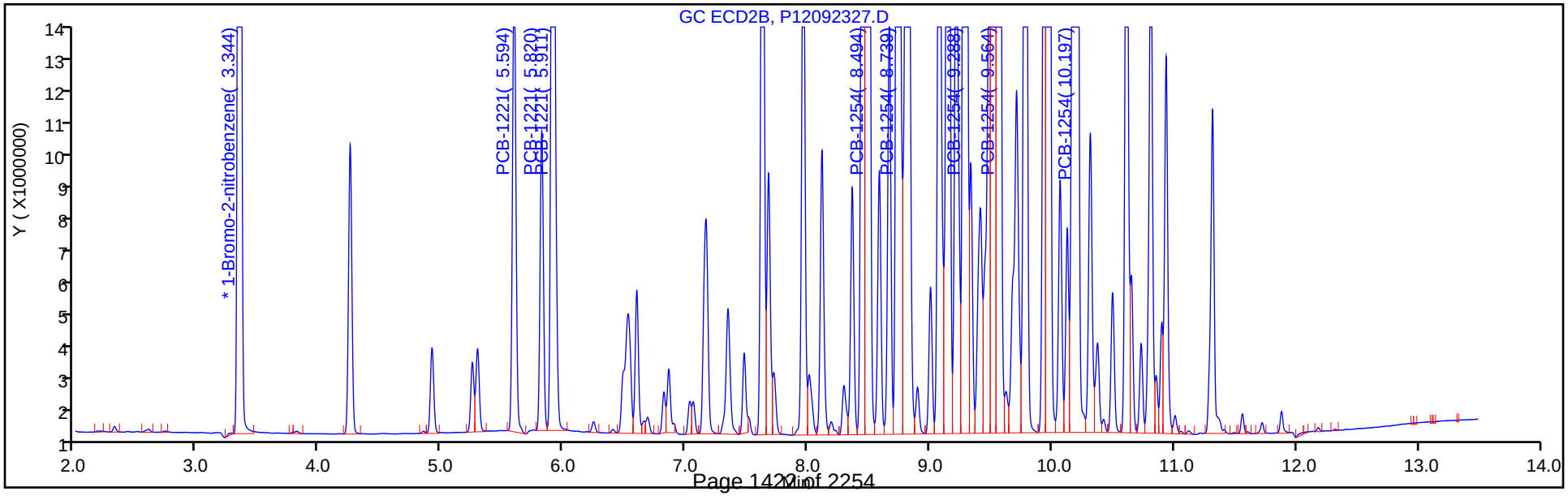

FORM VI
PCBS BY INTERNAL STANDARD - INITIAL CALIBRATION DATA
CURVE EVALUATION

Lab Name: Eurofins TestAmerica, Canton Job No.: 240-124062-1 Analy Batch No.: 401912

SDG No.:

Instrument ID: A2HP12 GC Column: CLP-1 (0.53 ID: 0.53(mm) Heated Purge: (Y/N) N

Calibration Start Date: 09/23/2019 21:28 Calibration End Date: 09/23/2019 23:14 Calibration ID: 53389

Calibration Files:

LEVEL:	LAB SAMPLE ID:	LAB FILE ID:
Level 1	STD005 240-401912/28	P12092328.D
Level 2	STD01 240-401912/29	P12092329.D
Level 3	STD02 240-401912/30	P12092330.D
Level 4	STD05 240-401912/31	P12092331.D
Level 5	STD1 240-401912/32	P12092332.D
Level 6	STD15 240-401912/33	P12092333.D

ANALYTE	RRF					CURVE TYPE	COEFFICIENT			#	MIN RRF	%RSD	#	MAX %RSD	R^2 OR COD	#	MIN R^2 OR COD
	LVL 1 LVL 6	LVL 2	LVL 3	LVL 4	LVL 5		B	M1	M2								
PCB-1016 Peak 1	0.0169 0.0144	0.0165	0.0156	0.0147	0.0144	Ave		0.0154				7.0		20.0			
PCB-1016 Peak 2	0.0219 0.0260	0.0261	0.0288	0.0260	0.0239	Ave		0.0255				9.1		20.0			
PCB-1016 Peak 3	0.0726 0.0677	0.0710	0.0687	0.0667	0.0672	Ave		0.0690				3.4		20.0			
PCB-1016 Peak 4	0.0311 0.0279	0.0313	0.0295	0.0281	0.0279	Ave		0.0293				5.5		20.0			
PCB-1016 Peak 5	0.0125 0.0110	0.0123	0.0121	0.0111	0.0109	Ave		0.0116				6.3		20.0			
PCB-1260 Peak 1	0.0428 0.0377	0.0405	0.0386	0.0374	0.0374	Ave		0.0391				5.5		20.0			
PCB-1260 Peak 2	0.0689 0.0617	0.0645	0.0627	0.0608	0.0611	Ave		0.0633				4.8		20.0			
PCB-1260 Peak 3	0.0767 0.0707	0.0739	0.0712	0.0693	0.0699	Ave		0.0720				3.9		20.0			
PCB-1260 Peak 4	0.1098 0.1020	0.1035	0.1010	0.0987	0.0997	Ave		0.1024				3.9		20.0			
PCB-1260 Peak 5	0.0550 0.0518	0.0541	0.0517	0.0506	0.0508	Ave		0.0523				3.5		20.0			
Tetrachloro-m-xylene	1.0416 0.9135	0.9762	0.9576	0.9304	0.9155	Lin1	0.0003	0.9109							1.0000		0.9900
DCB Decachlorobiphenyl	1.2197 0.9092	1.0652	0.9938	0.9371	0.9003	Lin1	0.0008	0.8969							1.0000		0.9900

Note: The M1 coefficient is the same as Ave RRF for an Ave curve type.

FORM VI
PCBS BY INTERNAL STANDARD - INITIAL CALIBRATION DATA
RESPONSE AND CONCENTRATION

Lab Name: Eurofins TestAmerica, Canton Job No.: 240-124062-1 Analy Batch No.: 401912

SDG No.:

Instrument ID: A2HP12 GC Column: CLP-1 (0.53 ID: 0.53(mm) Heated Purge: (Y/N) N

Calibration Start Date: 09/23/2019 21:28 Calibration End Date: 09/23/2019 23:14 Calibration ID: 53389

Calibration Files:

LEVEL:	LAB SAMPLE ID:	LAB FILE ID:
Level 1	STD005 240-401912/28	P12092328.D
Level 2	STD01 240-401912/29	P12092329.D
Level 3	STD02 240-401912/30	P12092330.D
Level 4	STD05 240-401912/31	P12092331.D
Level 5	STD1 240-401912/32	P12092332.D
Level 6	STD15 240-401912/33	P12092333.D

ANALYTE	IS REF	CURVE TYPE	RESPONSE					CONCENTRATION (NG/UL)				
			LVL 1 LVL 6	LVL 2	LVL 3	LVL 4	LVL 5	LVL 1 LVL 6	LVL 2	LVL 3	LVL 4	LVL 5
PCB-1016 Peak 1	BNB	Ave	1249042 33442061	2544217	4831205	11303222	22566936	0.0500 1.50	0.100	0.200	0.500	1.00
PCB-1016 Peak 2	BNB	Ave	1624284 60128477	4028070	8928845	19993945	37421590	0.0500 1.50	0.100	0.200	0.500	1.00
PCB-1016 Peak 3	BNB	Ave	5378420 156789957	10952106	21303896	51263401	105207321	0.0500 1.50	0.100	0.200	0.500	1.00
PCB-1016 Peak 4	BNB	Ave	2304121 64528515	4823265	9136593	21568977	43671497	0.0500 1.50	0.100	0.200	0.500	1.00
PCB-1016 Peak 5	BNB	Ave	923558 25361773	1897207	3746558	8540456	17007524	0.0500 1.50	0.100	0.200	0.500	1.00
PCB-1260 Peak 1	BNB	Ave	3167183 87191138	6237668	11978132	28789874	58642083	0.0500 1.50	0.100	0.200	0.500	1.00
PCB-1260 Peak 2	BNB	Ave	5105964 142841263	9945365	19440489	46775836	95675945	0.0500 1.50	0.100	0.200	0.500	1.00
PCB-1260 Peak 3	BNB	Ave	5684823 163699751	11400782	22066982	53302655	109471361	0.0500 1.50	0.100	0.200	0.500	1.00
PCB-1260 Peak 4	BNB	Ave	8133999 236090265	15956275	31314898	75877458	156117564	0.0500 1.50	0.100	0.200	0.500	1.00
PCB-1260 Peak 5	BNB	Ave	4073597 119931363	8343664	16039291	38914455	79496602	0.0500 1.50	0.100	0.200	0.500	1.00
Tetrachloro-m-xylene	BNB	Lin1	3857901 141007055	7525064	14844504	35772204	71695272	0.00250 0.100	0.00500	0.0100	0.0250	0.0500
DCB Decachlorobiphenyl	BNB	Lin1	4517559 140341182	8211251	15406950	36029013	70503203	0.00250 0.100	0.00500	0.0100	0.0250	0.0500

Curve Type Legend:

Ave = Average ISTD
Lin1 = Linear 1/conc ISTD

Eurofins TestAmerica, Canton
Target Compound Quantitation Report

Data File: \\chromna\Canton\ChromData\A2HP12\20190923-91295.b\P12092328.D
Lims ID: std005 1660
Client ID:
Sample Type: IC Calib Level: 1
Inject. Date: 23-Sep-2019 21:28:45 ALS Bottle#: 28 Worklist Smp#: 28
Injection Vol: 1.0 ul Dil. Factor: 1.0000
Sample Info: 240-0091295-028
Operator ID: Instrument ID: A2HP12
Sublist: chrom-PCB12IS*sub6

Method: \\chromna\Canton\ChromData\A2HP12\20190923-91295.b\PCB12IS.m
Limit Group: GC 8082A IS
Last Update: 25-Sep-2019 07:34:16 Calib Date: 23-Sep-2019 23:14:55
Integrator: Falcon
Quant Method: Internal Standard Quant By: Initial Calibration
Last ICal File: \\chromna\Canton\ChromData\A2HP12\20190923-91295.b\P12092333.D

Column 1 : Det: GC ECD1A
Column 2 : Det: GC ecd2b
Process Host: CTX0326

First Level Reviewer: hassl Date: 24-Sep-2019 06:28:48

Col	RT (min.)	Exp RT (min.)	Dlt RT (min.)	Response	Cal Amt ng/ul	OnCol Amt ng/ul	Flags
* 14 1-Bromo-2-nitrobenzene							
1	2.823	2.823	0.000	74079284	0.0500	0.0500	
2	3.344	3.344	0.000	99808565	0.0500	0.0500	
$ 2 Tetrachloro-m-xylene							
1	4.231	4.231	0.000	3857901	0.002500	0.002475	
2	5.037	5.037	0.000	5562790	0.002500	0.002345	
						RPD = 5.39	
6 PCB-1016							
1	4.929	4.929	0.000	1249042	0.0500	0.0547	
1	5.504	5.502	0.002	1624284	0.0500	0.0431	
1	6.181	6.181	0.000	5378420	0.0500	0.0526	
1	6.366	6.366	0.000	2304121	0.0500	0.0531	
1	6.712	6.711	0.001	923558	0.0500	0.0536	
		Average of Peak Amounts =				0.0514	
2	5.912	5.911	0.001	1987451	0.0500	0.0592	
2	6.528	6.529	-0.001	3818535	0.0500	0.0567	
2	7.167	7.164	0.003	7953724	0.0500	0.0535	
2	7.345	7.345	0.000	3061110	0.0500	0.0511	
2	7.678	7.678	0.000	1885399	0.0500	0.0550	
		Average of Peak Amounts =				0.0551	
						RPD = 6.89	

Col	RT (min.)	Exp RT (min.)	Dlt RT (min.)	Response	Cal Amt ng/ul	OnCol Amt ng/ul	Flags
10 PCB-1260							M
1	8.476	8.474	0.002	3167183	0.0500	0.0547	M
1	8.813	8.812	0.001	5105964	0.0500	0.0545	M
1	9.141	9.138	0.003	5684823	0.0500	0.0533	M
1	9.934	9.933	0.001	8133999	0.0500	0.0536	M
1	10.255	10.254	0.001	4073597	0.0500	0.0525	M
		Average of Peak Amounts =				0.0537	
2	9.525	9.525	0.000	4870537	0.0500	0.0545	
2	9.782	9.782	0.000	5338903	0.0500	0.0542	
2	10.196	10.196	0.000	7396995	0.0500	0.0527	
2	10.935	10.934	0.001	10348381	0.0500	0.0523	
2	11.313	11.312	0.001	7455689	0.0500	0.0532	
		Average of Peak Amounts =				0.0534	
						RPD = 0.64	
$ 12 DCB Decachlorobiphenyl							
1	11.452	11.451	0.001	4517559	0.002500	0.002468	
2	12.411	12.410	0.001	5075795	0.002500	0.002388	
						RPD = 3.29	

QC Flag Legend

Review Flags

M - Manually Integrated

Reagents:

SG1660@.05PPM_00029 Amount Added: 1.00 Units: mL

Report Date: 25-Sep-2019 07:34:17 Chrom Revision: 2.3 17-Sep-2019 16:19:08

Eurofins TestAmerica, Canton

Data File: \\chromna\Canton\ChromData\A2HP12\20190923-91295.b\P12092328.D

Injection Date:	23-Sep-2019 21:28:45	Instrument ID:	A2HP12	Operator ID:	
Lims ID:	std005 1660			Worklist Smp#:	28
Client ID:					
Injection Vol:	1.0 ul	Dil. Factor:	1.0000	ALS Bottle#:	28
Method:	PCB12IS	Limit Group:	GC 8082A IS		

Y Scaling: Method Defined: Set to Absolute Y Value

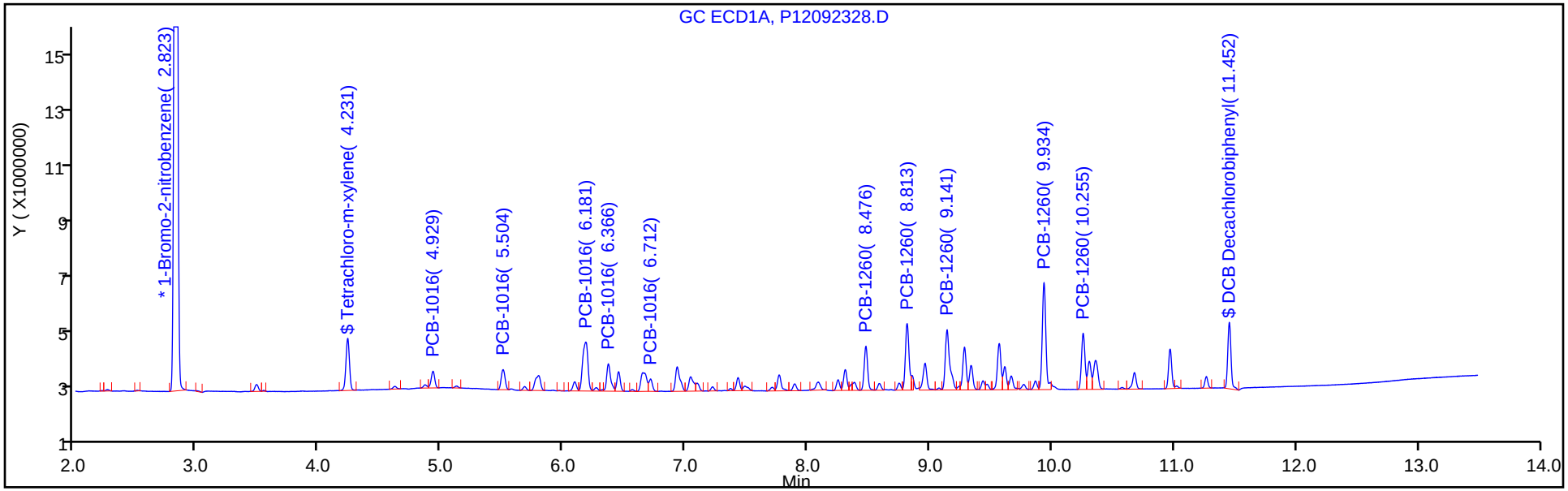

Y Scaling: Method Defined: Set to Absolute Y Value

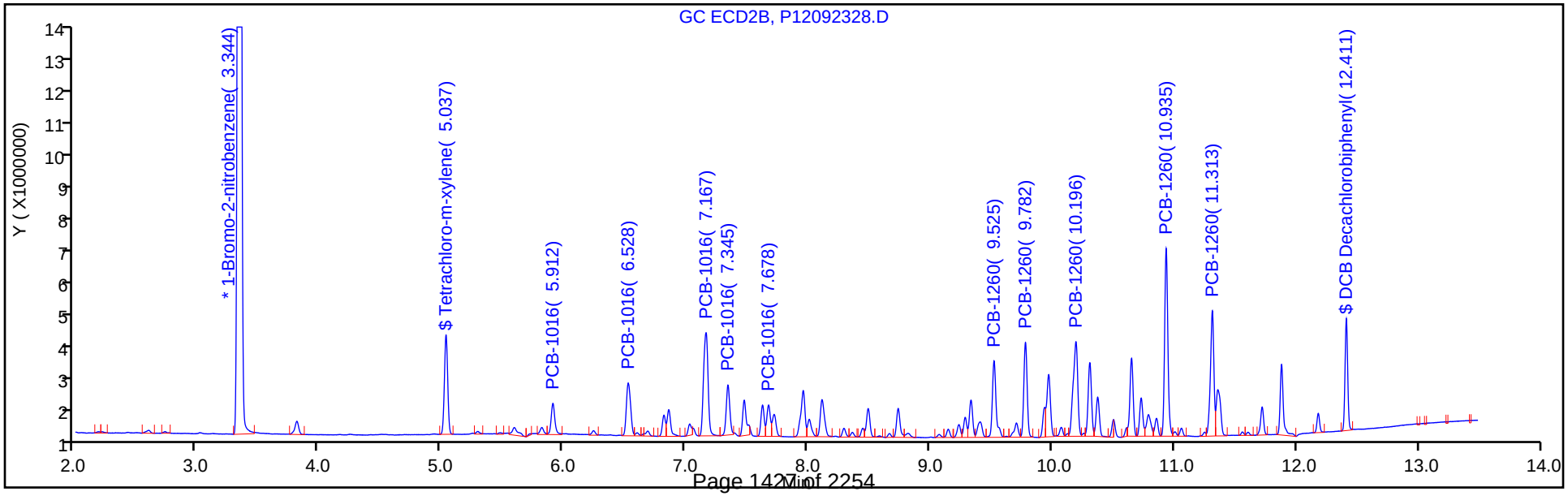

Report Date: 25-Sep-2019 07:34:17 Chrom Revision: 2.3 17-Sep-2019 16:19:08

Eurofins TestAmerica, Canton

Data File: \\chromna\Canton\ChromData\A2HP12\20190923-91295.b\P12092328.D

Injection Date: 23-Sep-2019 21:28:45 Instrument ID: A2HP12

Lims ID: std005 1660

Client ID:

Operator ID: ALS Bottle#: 28 Worklist Smp#: 28

Injection Vol: 1.0 ul Dil. Factor: 1.0000

Method: PCB12IS Limit Group: GC 8082A IS

Column: Detector GC ECD1A

10 PCB-1260, CAS: 11096-82-5

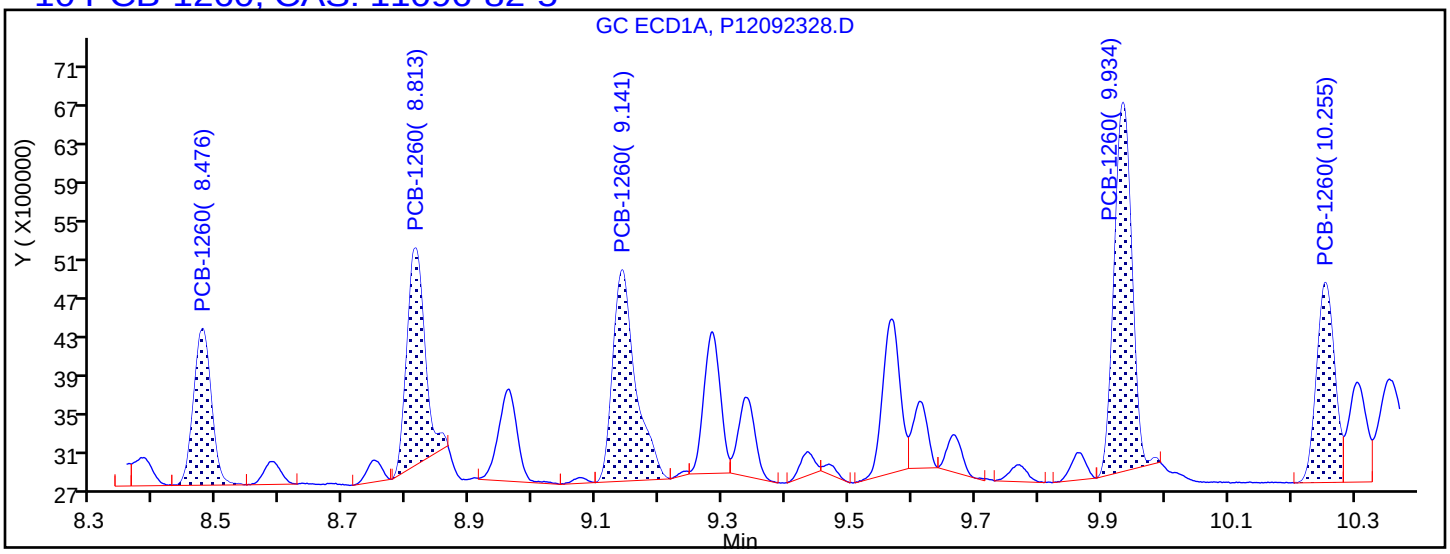

Processing Integration Results

8.476	Response = 3126426
8.813	Response = 4384575
9.141	Response = 5406499
9.934	Response = 7327827
10.255	Response = 4076337

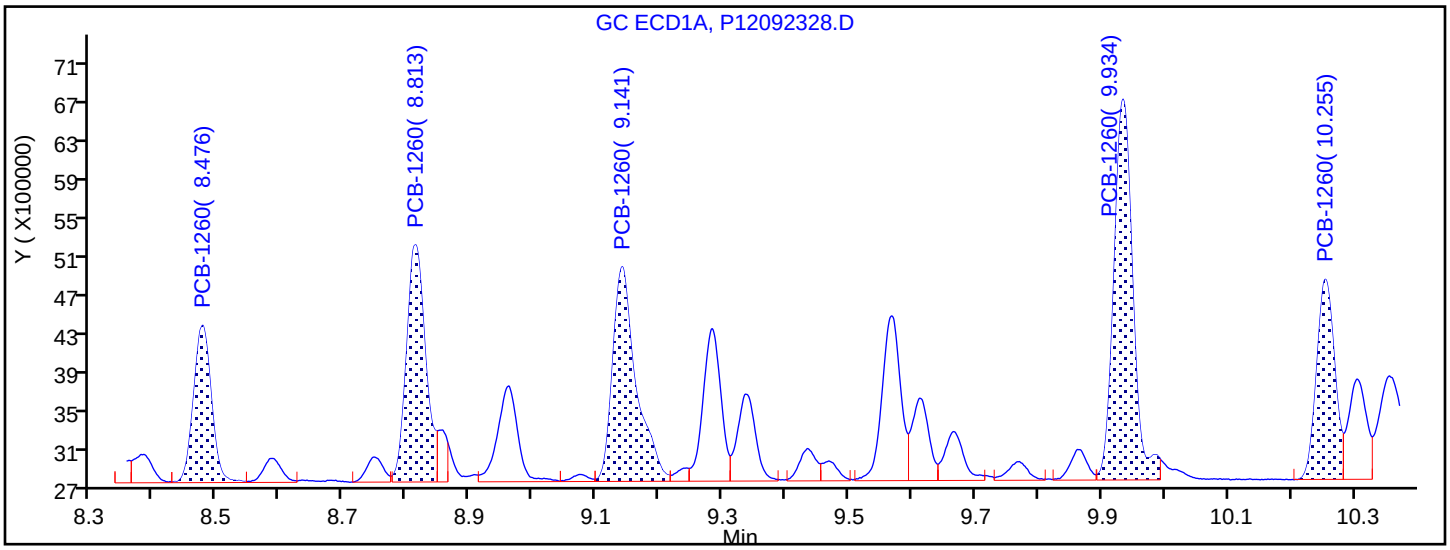

Manual Integration Results

8.476	Response = 3167183	M
8.813	Response = 5105964	M
9.141	Response = 5684823	M
9.934	Response = 8133999	M
10.255	Response = 4073597	M

Reviewer: hassl, 24-Sep-2019 06:28:44

Audit Action: Assigned New Baseline Audit Reason: Baseline Smoothing

Eurofins TestAmerica, Canton
Target Compound Quantitation Report

Data File: \\chromna\Canton\ChromData\A2HP12\20190923-91295.b\P12092329.D
Lims ID: std01 1660
Client ID:
Sample Type: IC Calib Level: 2
Inject. Date: 23-Sep-2019 21:49:58 ALS Bottle#: 29 Worklist Smp#: 29
Injection Vol: 1.0 ul Dil. Factor: 1.0000
Sample Info: 240-0091295-029
Operator ID: Instrument ID: A2HP12
Sublist: chrom-PCB12IS*sub6

Method: \\chromna\Canton\ChromData\A2HP12\20190923-91295.b\PCB12IS.m
Limit Group: GC 8082A IS
Last Update: 25-Sep-2019 07:34:19 Calib Date: 23-Sep-2019 23:14:55
Integrator: Falcon
Quant Method: Internal Standard Quant By: Initial Calibration
Last ICal File: \\chromna\Canton\ChromData\A2HP12\20190923-91295.b\P12092333.D

Column 1 : Det: GC ECD1A
Column 2 : Det: GC ecd2b
Process Host: CTX0326

First Level Reviewer: grantk Date: 25-Sep-2019 07:11:42

Col	RT (min.)	Exp RT (min.)	Dlt RT (min.)	Response	Cal Amt ng/ul	OnCol Amt ng/ul	Flags
* 14 1-Bromo-2-nitrobenzene							
1	2.824	2.823	0.000	77087934	0.0500	0.0500	
2	3.345	3.344	0.001	103073824	0.0500	0.0500	
$ 2 Tetrachloro-m-xylene							
1	4.231	4.231	0.000	7525064	0.005000	0.004974	
2	5.037	5.037	0.000	11084176	0.005000	0.005006	
						RPD = 0.64	
6 PCB-1016							
1	4.929	4.929	0.000	2544217	0.1000	0.1070	
1	5.501	5.502	-0.001	4028070	0.1000	0.1026	
1	6.182	6.181	0.001	10952106	0.1000	0.1030	
1	6.366	6.366	0.000	4823265	0.1000	0.1069	
1	6.711	6.711	0.000	1897207	0.1000	0.1058	
		Average of Peak Amounts =				0.1051	
2	5.912	5.911	0.001	3707524	0.1000	0.1070	
2	6.530	6.529	0.001	7648437	0.1000	0.1099	
2	7.165	7.164	0.001	16295283	0.1000	0.1062	
2	7.345	7.345	0.000	6853011	0.1000	0.1107	
2	7.678	7.678	0.000	3805779	0.1000	0.1074	
		Average of Peak Amounts =				0.1082	
						RPD = 2.98	

Col	RT (min.)	Exp RT (min.)	Dlt RT (min.)	Response	Cal Amt ng/ul	OnCol Amt ng/ul	Flags
10 PCB-1260							
1	8.475	8.474	0.001	6237668	0.1000	0.1036	
1	8.813	8.812	0.001	9945365	0.1000	0.1019	
1	9.139	9.138	0.001	11400782	0.1000	0.1028	
1	9.934	9.933	0.001	15956275	0.1000	0.1010	
1	10.255	10.254	0.001	8343664	0.1000	0.1034	
		Average of Peak Amounts =				0.1025	
2	9.526	9.525	0.001	9832886	0.1000	0.1065	
2	9.782	9.782	0.000	10777418	0.1000	0.1060	
2	10.195	10.196	-0.001	15167958	0.1000	0.1046	
2	10.935	10.934	0.001	21161600	0.1000	0.1035	
2	11.312	11.312	0.000	14995870	0.1000	0.1036	
		Average of Peak Amounts =				0.1049	
						RPD = 2.25	
$ 12 DCB Decachlorobiphenyl							
1	11.450	11.451	-0.001	8211251	0.005000	0.005006	
2	12.410	12.410	0.000	9801523	0.005000	0.005031	
						RPD = 0.51	

Reagents:

SG1660STD@0.1_00026 Amount Added: 1.00 Units: mL

Report Date: 25-Sep-2019 07:34:20 Chrom Revision: 2.3 17-Sep-2019 16:19:08

Eurofins TestAmerica, Canton

Data File: \\chromna\Canton\ChromData\A2HP12\20190923-91295.b\P12092329.D

Injection Date:	23-Sep-2019 21:49:58	Instrument ID:	A2HP12	Operator ID:	
Lims ID:	std01 1660			Worklist Smp#:	29
Client ID:					
Injection Vol:	1.0 ul	Dil. Factor:	1.0000	ALS Bottle#:	29
Method:	PCB12IS	Limit Group:	GC 8082A IS		

Y Scaling: Method Defined: Set to Absolute Y Value

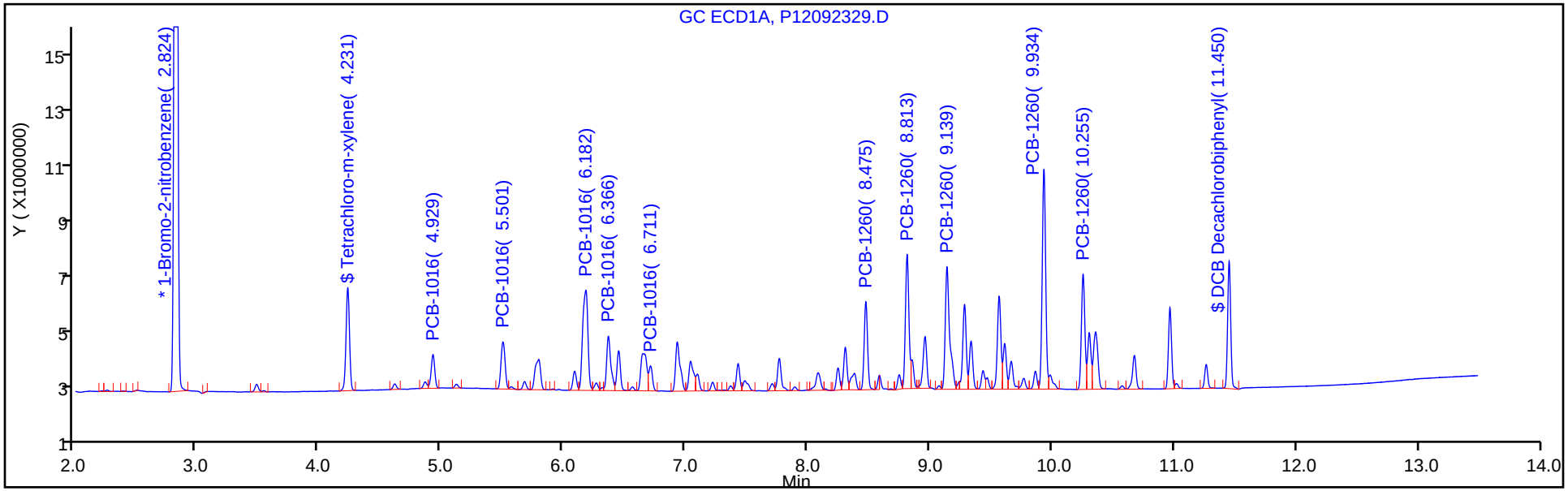

Y Scaling: Method Defined: Set to Absolute Y Value

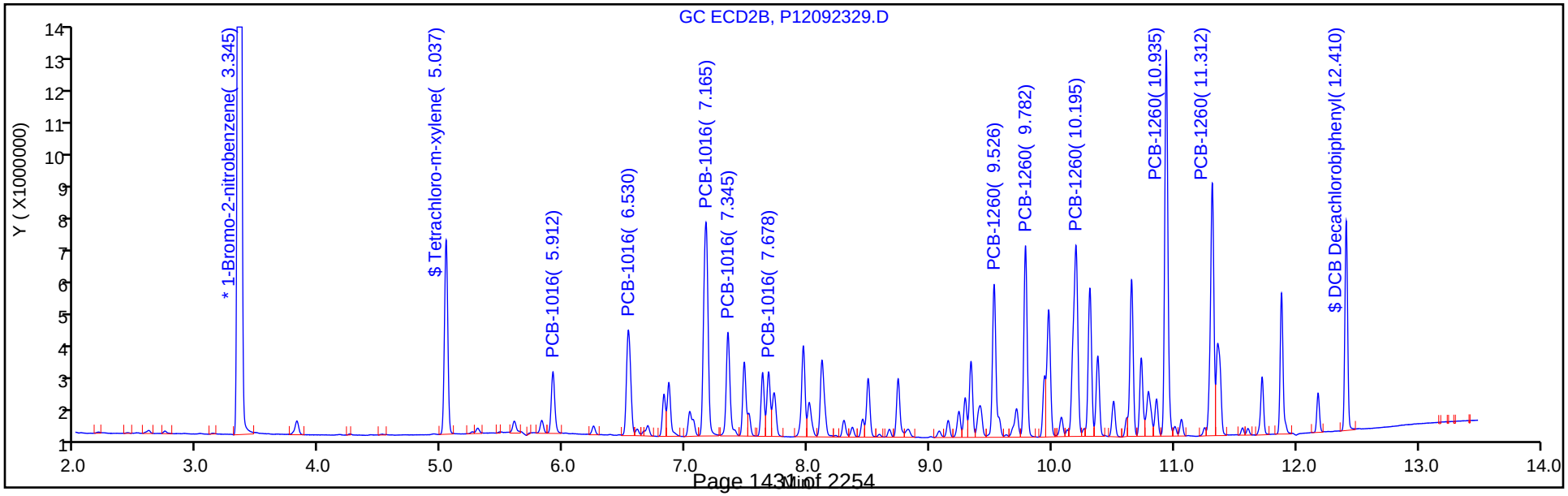

Eurofins TestAmerica, Canton
Target Compound Quantitation Report

Data File: \\chromna\Canton\ChromData\A2HP12\20190923-91295.b\P12092330.D
Lims ID: std02 1660
Client ID:
Sample Type: IC Calib Level: 3
Inject. Date: 23-Sep-2019 22:11:10 ALS Bottle#: 30 Worklist Smp#: 30
Injection Vol: 1.0 ul Dil. Factor: 1.0000
Sample Info: 240-0091295-030
Operator ID: Instrument ID: A2HP12
Sublist: chrom-PCB12IS*sub6

Method: \\chromna\Canton\ChromData\A2HP12\20190923-91295.b\PCB12IS.m
Limit Group: GC 8082A IS
Last Update: 25-Sep-2019 07:34:23 Calib Date: 23-Sep-2019 23:14:55
Integrator: Falcon
Quant Method: Internal Standard Quant By: Initial Calibration
Last ICal File: \\chromna\Canton\ChromData\A2HP12\20190923-91295.b\P12092333.D

Column 1 : Det: GC ECD1A
Column 2 : Det: GC ecd2b
Process Host: CTX0326

First Level Reviewer: grantk Date: 25-Sep-2019 07:20:34

Col	RT (min.)	Exp RT (min.)	Dlt RT (min.)	Response	Cal Amt ng/ul	OnCol Amt ng/ul	Flags
* 14 1-Bromo-2-nitrobenzene							
1	2.824	2.823	0.001	77511464	0.0500	0.0500	
2	3.345	3.344	0.001	103331612	0.0500	0.0500	
$ 2 Tetrachloro-m-xylene							
1	4.231	4.231	0.000	14844504	0.0100	0.0101	
2	5.038	5.037	0.001	21810513	0.0100	0.0103	
						RPD = 1.93	
6 PCB-1016							
1	4.930	4.929	0.001	4831205	0.2000	0.2022	
1	5.501	5.502	-0.001	8928845	0.2000	0.2263	
1	6.181	6.181	0.000	21303896	0.2000	0.1992	
1	6.366	6.366	0.000	9136593	0.2000	0.2013	
1	6.709	6.711	-0.002	3746558	0.2000	0.2078	
		Average of Peak Amounts =				0.2074	
2	5.911	5.911	0.000	7030057	0.2000	0.2023	
2	6.529	6.529	0.000	14380126	0.2000	0.2061	
2	7.166	7.164	0.002	31257155	0.2000	0.2032	
2	7.345	7.345	0.000	13007391	0.2000	0.2097	
2	7.678	7.678	0.000	7268357	0.2000	0.2047	
		Average of Peak Amounts =				0.2052	
						RPD = 1.05	

Col	RT (min.)	Exp RT (min.)	Dlt RT (min.)	Response	Cal Amt ng/ul	OnCol Amt ng/ul	Flags
10 PCB-1260							
1	8.474	8.474	0.000	11978132	0.2000	0.1978	
1	8.813	8.812	0.001	19440489	0.2000	0.1981	
1	9.139	9.138	0.001	22066982	0.2000	0.1978	
1	9.933	9.933	0.000	31314898	0.2000	0.1972	
1	10.254	10.254	0.000	16039291	0.2000	0.1977	
		Average of Peak Amounts =				0.1977	
2	9.525	9.525	0.000	18639204	0.2000	0.2014	
2	9.782	9.782	0.000	20554079	0.2000	0.2017	
2	10.196	10.196	0.000	29198165	0.2000	0.2009	
2	10.935	10.934	0.001	41237640	0.2000	0.2012	
2	11.313	11.312	0.001	29015657	0.2000	0.2000	
		Average of Peak Amounts =				0.2011	
						RPD = 1.67	
$ 12 DCB Decachlorobiphenyl							
1	11.452	11.451	0.001	15406950	0.0100	0.0101	
2	12.410	12.410	0.000	18874235	0.0100	0.0103	
						RPD = 1.14	

Reagents:

SG1660@0.2ppm_00029 Amount Added: 1.00 Units: mL

Report Date: 25-Sep-2019 07:34:24 Chrom Revision: 2.3 17-Sep-2019 16:19:08

Eurofins TestAmerica, Canton

Data File: \\chromna\Canton\ChromData\A2HP12\20190923-91295.b\P12092330.D

Injection Date:	23-Sep-2019 22:11:10	Instrument ID:	A2HP12	Operator ID:	
Lims ID:	std02 1660			Worklist Smp#:	30
Client ID:					
Injection Vol:	1.0 ul	Dil. Factor:	1.0000	ALS Bottle#:	30
Method:	PCB12IS	Limit Group:	GC 8082A IS		

Y Scaling: Method Defined: Set to Absolute Y Value

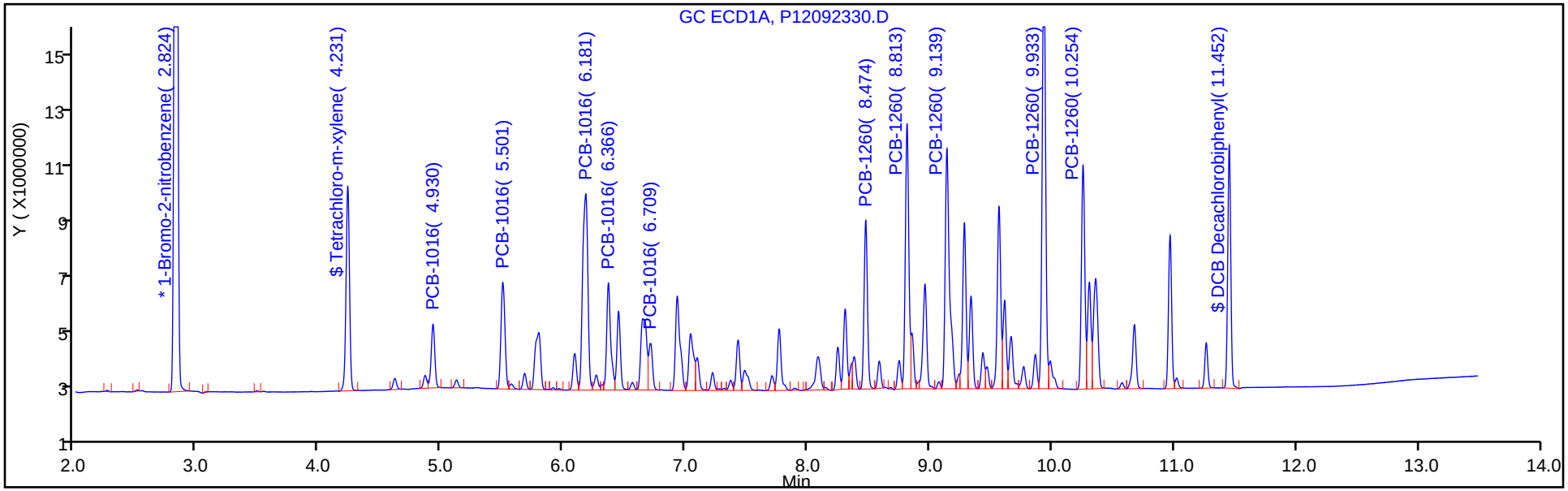

Y Scaling: Method Defined: Set to Absolute Y Value

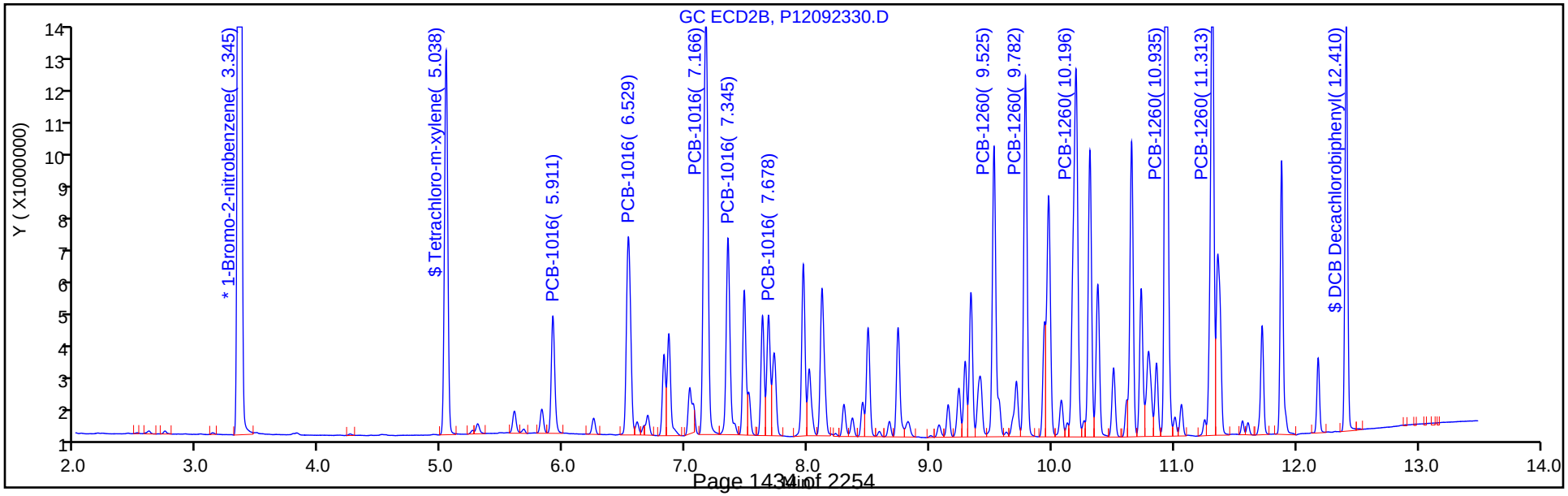

Eurofins TestAmerica, Canton
Target Compound Quantitation Report

Data File: \\chromna\Canton\ChromData\A2HP12\20190923-91295.b\P12092331.D
Lims ID: std05 1660
Client ID:
Sample Type: ICIS Calib Level: 4
Inject. Date: 23-Sep-2019 22:32:30 ALS Bottle#: 31 Worklist Smp#: 31
Injection Vol: 1.0 ul Dil. Factor: 1.0000
Sample Info: 240-0091295-031
Operator ID: Instrument ID: A2HP12
Sublist: chrom-PCB12IS*sub6

Method: \\chromna\Canton\ChromData\A2HP12\20190923-91295.b\PCB12IS.m
Limit Group: GC 8082A IS
Last Update: 25-Sep-2019 07:34:30 Calib Date: 23-Sep-2019 23:14:55
Integrator: Falcon
Quant Method: Internal Standard Quant By: Initial Calibration
Last ICal File: \\chromna\Canton\ChromData\A2HP12\20190923-91295.b\P12092333.D

Column 1 : Det: GC ECD1A
Column 2 : Det: GC ecd2b
Process Host: CTX0326

First Level Reviewer: grantk Date: 25-Sep-2019 07:22:29

Col	RT (min.)	Exp RT (min.)	Dlt RT (min.)	Response	Cal Amt ng/ul	OnCol Amt ng/ul	Flags
* 14 1-Bromo-2-nitrobenzene							
1	2.823	2.823	0.000	76893956	0.0500	0.0500	
2	3.344	3.344	0.000	100965876	0.0500	0.0500	
$ 2 Tetrachloro-m-xylene							
1	4.231	4.231	0.000	35772204	0.0250	0.0252	
2	5.037	5.037	0.000	51917301	0.0250	0.0259	
						RPD = 2.93	
6 PCB-1016							
1	4.929	4.929	0.000	11303222	0.5000	0.4768	
1	5.502	5.502	0.000	19993945	0.5000	0.5108	
1	6.181	6.181	0.000	51263401	0.5000	0.4832	
1	6.366	6.366	0.000	21568977	0.5000	0.4791	
1	6.711	6.711	0.000	8540456	0.5000	0.4775	
		Average of Peak Amounts =				0.4855	
2	5.911	5.911	0.000	16076706	0.5000	0.4735	
2	6.529	6.529	0.000	32605515	0.5000	0.4782	
2	7.164	7.164	0.000	72793366	0.5000	0.4843	
2	7.345	7.345	0.000	29395619	0.5000	0.4849	
2	7.678	7.678	0.000	16581621	0.5000	0.4779	
		Average of Peak Amounts =				0.4798	
						RPD = 1.18	

Col	RT (min.)	Exp RT (min.)	Dlt RT (min.)	Response	Cal Amt ng/ul	OnCol Amt ng/ul	Flags
10 PCB-1260							
1	8.474	8.474	0.000	28789874	0.5000	0.4792	
1	8.812	8.812	0.000	46775836	0.5000	0.4806	
1	9.138	9.138	0.000	53302655	0.5000	0.4816	
1	9.933	9.933	0.000	75877458	0.5000	0.4817	
1	10.254	10.254	0.000	38914455	0.5000	0.4835	
		Average of Peak Amounts =				0.4813	
2	9.525	9.525	0.000	43537528	0.5000	0.4814	
2	9.782	9.782	0.000	48155092	0.5000	0.4837	
2	10.196	10.196	0.000	69443970	0.5000	0.4891	
2	10.934	10.934	0.000	98048189	0.5000	0.4897	
2	11.312	11.312	0.000	68934519	0.5000	0.4863	
		Average of Peak Amounts =				0.4860	
						RPD = 0.97	
$ 12 DCB Decachlorobiphenyl							
1	11.451	11.451	0.000	36029013	0.0250	0.0252	
2	12.410	12.410	0.000	44360853	0.0250	0.0256	
						RPD = 1.65	

Reagents:

SG1660@0.5PPM_00091 Amount Added: 1.00 Units: mL

Report Date: 25-Sep-2019 07:34:31 Chrom Revision: 2.3 17-Sep-2019 16:19:08

Eurofins TestAmerica, Canton

Data File: \\chromna\Canton\ChromData\A2HP12\20190923-91295.b\P12092331.D

Injection Date:	23-Sep-2019 22:32:30	Instrument ID:	A2HP12	Operator ID:	
Lims ID:	std05 1660			Worklist Smp#:	31
Client ID:					
Injection Vol:	1.0 ul	Dil. Factor:	1.0000	ALS Bottle#:	31
Method:	PCB12IS	Limit Group:	GC 8082A IS		

Y Scaling: Method Defined: Set to Absolute Y Value

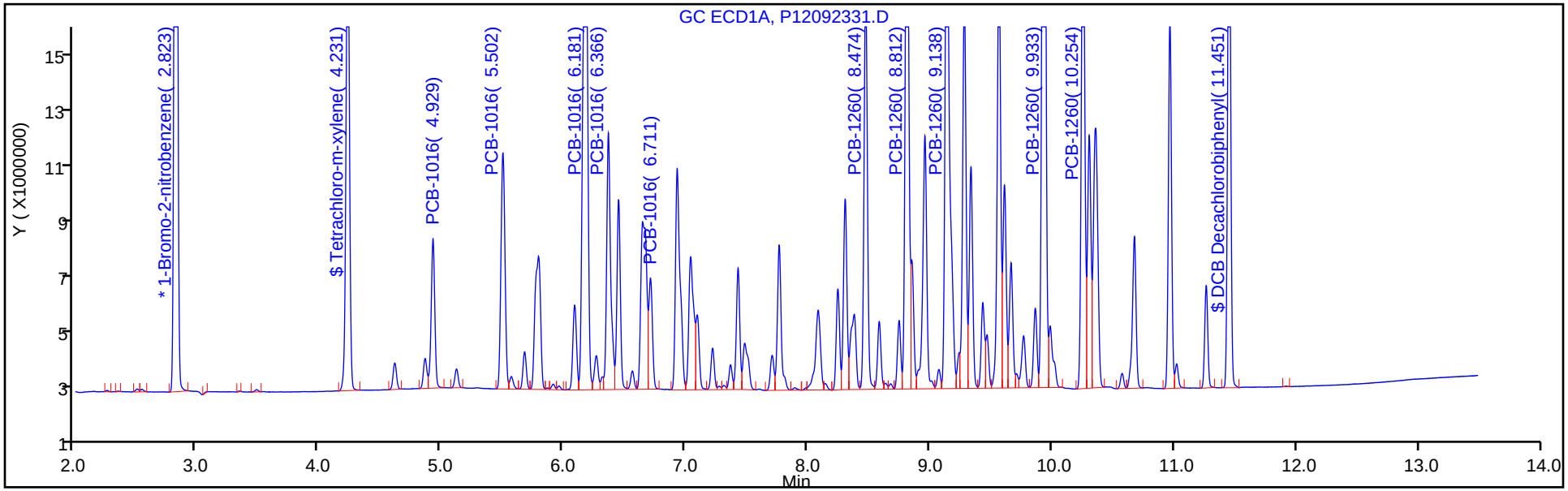

Y Scaling: Method Defined: Set to Absolute Y Value

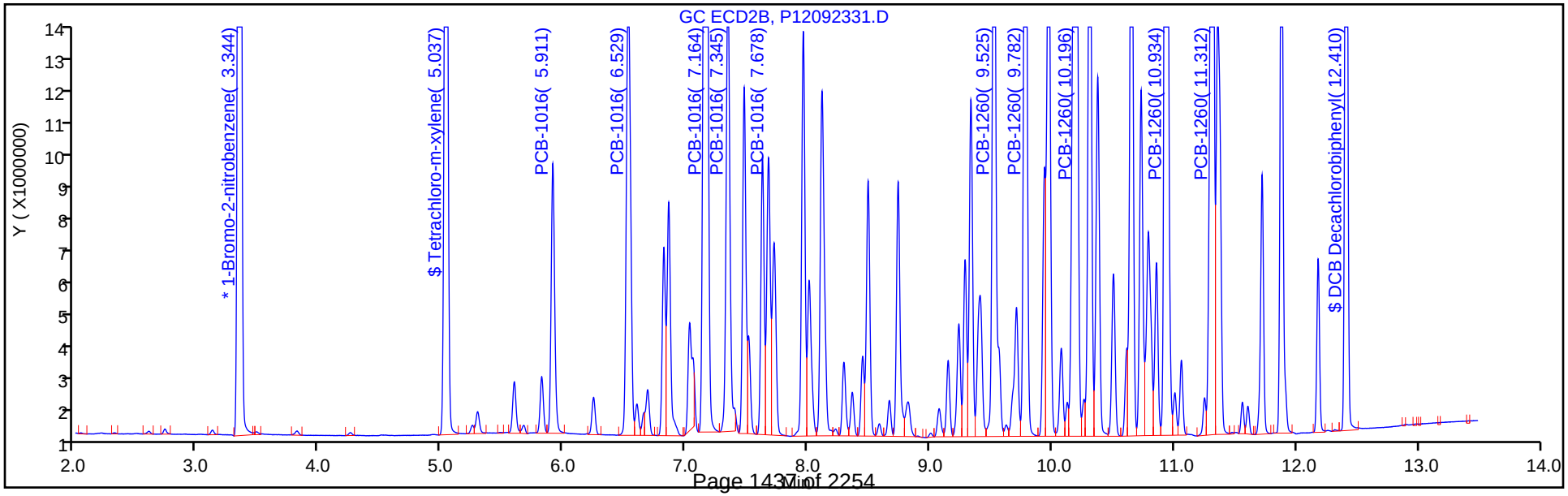

Eurofins TestAmerica, Canton
Target Compound Quantitation Report

Data File: \\chromna\Canton\ChromData\A2HP12\20190923-91295.b\P12092332.D
Lims ID: std1 1660
Client ID:
Sample Type: IC Calib Level: 5
Inject. Date: 23-Sep-2019 22:53:42 ALS Bottle#: 32 Worklist Smp#: 32
Injection Vol: 1.0 ul Dil. Factor: 1.0000
Sample Info: 240-0091295-032
Operator ID: Instrument ID: A2HP12
Sublist: chrom-PCB12IS*sub6

Method: \\chromna\Canton\ChromData\A2HP12\20190923-91295.b\PCB12IS.m
Limit Group: GC 8082A IS
Last Update: 25-Sep-2019 07:34:34 Calib Date: 23-Sep-2019 23:14:55
Integrator: Falcon
Quant Method: Internal Standard Quant By: Initial Calibration
Last ICal File: \\chromna\Canton\ChromData\A2HP12\20190923-91295.b\P12092333.D

Column 1 : Det: GC ECD1A
Column 2 : Det: GC ecd2b
Process Host: CTX0326

First Level Reviewer: hassl Date: 24-Sep-2019 06:29:12

Col	RT (min.)	Exp RT (min.)	Dlt RT (min.)	Response	Cal Amt ng/ul	OnCol Amt ng/ul	Flags
* 14 1-Bromo-2-nitrobenzene							
1	2.824	2.823	0.001	78313534	0.0500	0.0500	
2	3.345	3.344	0.001	103490825	0.0500	0.0500	
$ 2 Tetrachloro-m-xylene							
1	4.230	4.231	-0.001	71695272	0.0500	0.0499	
2	5.038	5.037	0.001	102370799	0.0500	0.0503	
						RPD = 0.87	
6 PCB-1016							M
1	4.929	4.929	0.000	22566936	1.00	0.9346	
1	5.502	5.502	0.000	37421590	1.00	0.9387	M
1	6.181	6.181	0.000	105207321	1.00	0.9737	M
1	6.366	6.366	0.000	43671497	1.00	0.9524	M
1	6.710	6.711	-0.001	17007524	1.00	0.9337	M
		Average of Peak Amounts =				0.9466	
2	5.911	5.911	0.000	31460875	1.00	0.9040	
2	6.529	6.529	0.000	63128128	1.00	0.9033	
2	7.164	7.164	0.000	146141162	1.00	0.9486	
2	7.345	7.345	0.000	58023428	1.00	0.9339	
2	7.678	7.678	0.000	33125954	1.00	0.9313	
		Average of Peak Amounts =				0.9242	
						RPD = 2.39	

Col	RT (min.)	Exp RT (min.)	Dlt RT (min.)	Response	Cal Amt ng/ul	OnCol Amt ng/ul	Flags
10 PCB-1260							
1	8.473	8.474	-0.001	58642083	1.00	0.9584	
1	8.812	8.812	0.000	95675945	1.00	0.9651	
1	9.138	9.138	0.000	109471361	1.00	0.9712	
1	9.932	9.933	-0.001	156117564	1.00	0.9730	
1	10.253	10.254	-0.001	79496602	1.00	0.9698	
		Average of Peak Amounts =				0.9675	
2	9.525	9.525	0.000	87245851	1.00	0.9412	
2	9.782	9.782	0.000	96278524	1.00	0.9435	
2	10.196	10.196	0.000	139594930	1.00	0.9591	
2	10.935	10.934	0.001	198089981	1.00	0.9652	
2	11.313	11.312	0.001	139650207	1.00	0.9611	
		Average of Peak Amounts =				0.9540	
						RPD = 1.41	
$ 12 DCB Decachlorobiphenyl							
1	11.451	11.451	0.000	70503203	0.0500	0.0493	
2	12.410	12.410	0.000	86993909	0.0500	0.0496	
						RPD = 0.67	

QC Flag Legend

Review Flags

M - Manually Integrated

Reagents:

SG1660@1.0PPM_00033 Amount Added: 1.00 Units: mL

Report Date: 25-Sep-2019 07:34:35 Chrom Revision: 2.3 17-Sep-2019 16:19:08

Eurofins TestAmerica, Canton

Data File: \\chromna\Canton\ChromData\A2HP12\20190923-91295.b\P12092332.D

Injection Date:	23-Sep-2019 22:53:42	Instrument ID:	A2HP12	Operator ID:	
Lims ID:	std1 1660			Worklist Smp#:	32
Client ID:					
Injection Vol:	1.0 ul	Dil. Factor:	1.0000	ALS Bottle#:	32
Method:	PCB12IS	Limit Group:	GC 8082A IS		

Y Scaling: Method Defined: Set to Absolute Y Value

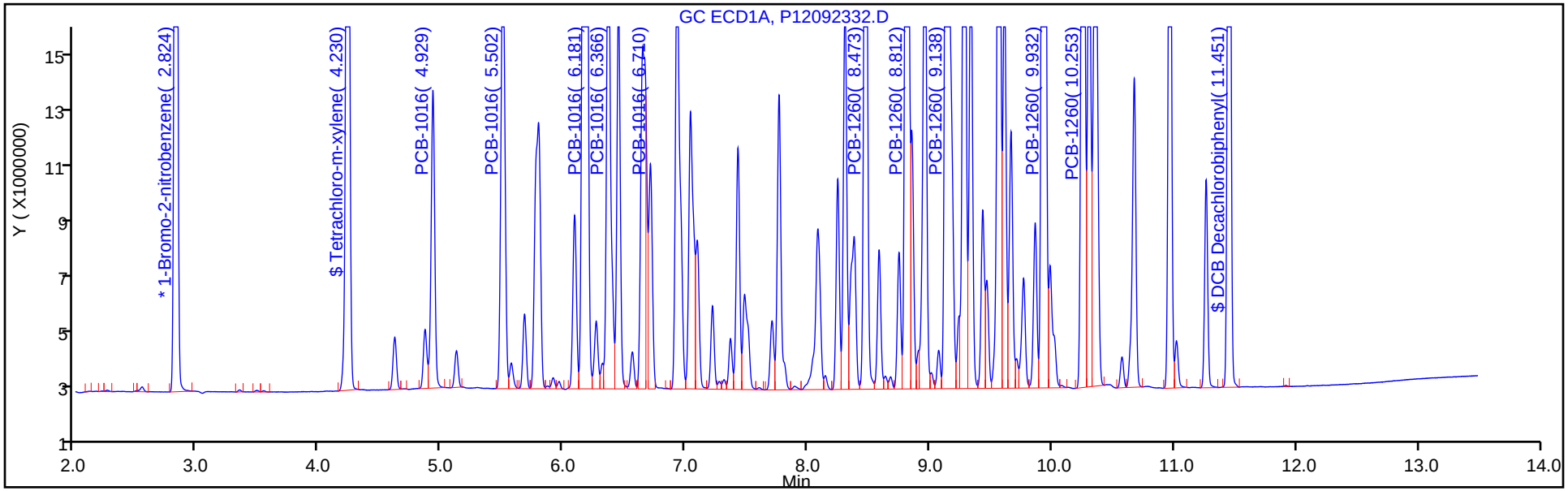

Y Scaling: Method Defined: Set to Absolute Y Value

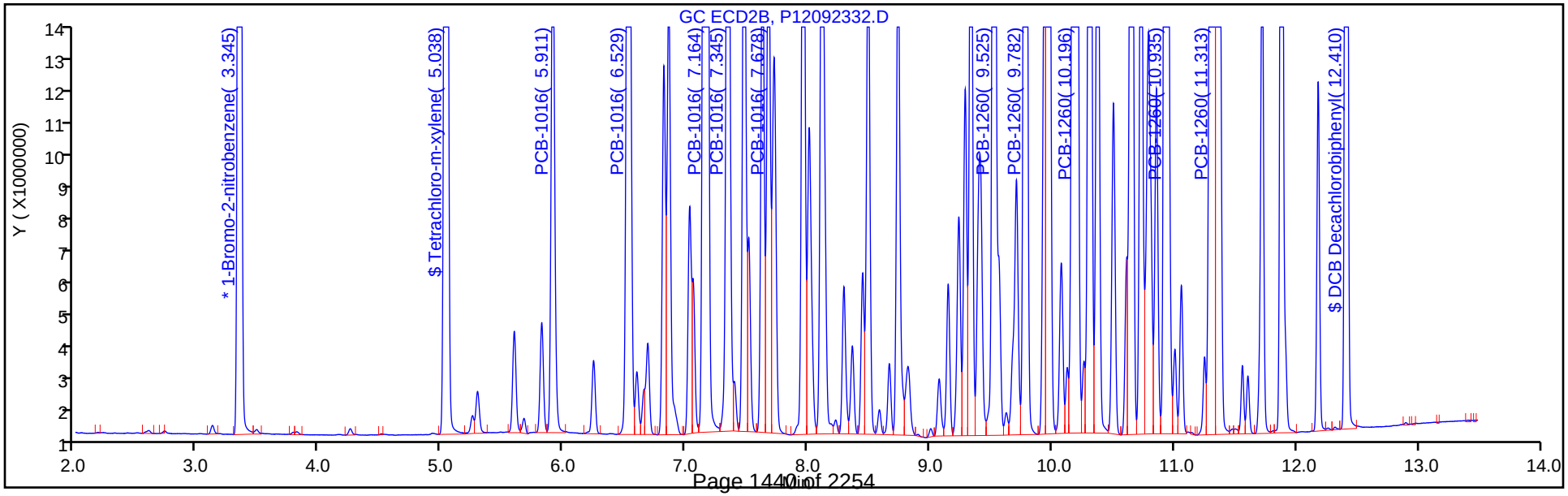

Report Date: 25-Sep-2019 07:34:35 Chrom Revision: 2.3 17-Sep-2019 16:19:08

Eurofins TestAmerica, Canton

Data File: \\chromna\Canton\ChromData\A2HP12\20190923-91295.b\P12092332.D

Injection Date: 23-Sep-2019 22:53:42 Instrument ID: A2HP12

Lims ID: std1 1660

Client ID:

Operator ID: ALS Bottle#: 32 Worklist Smp#: 32

Injection Vol: 1.0 ul Dil. Factor: 1.0000

Method: PCB12IS Limit Group: GC 8082A IS

Column: Detector GC ECD1A

6 PCB-1016, CAS: 12674-11-2

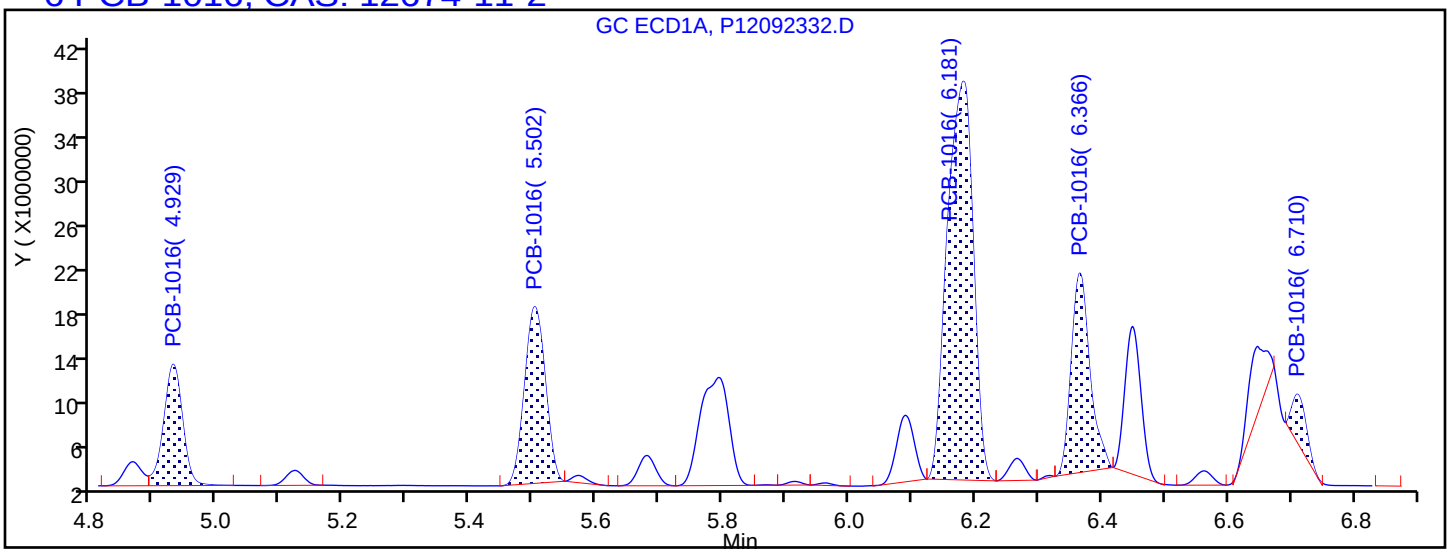

Processing Integration Results

4.929	Response = 22566936	
5.502	Response = 36141698	
6.181	Response = 101682920	
6.366	Response = 36720190	
6.710	Response = 6953202	

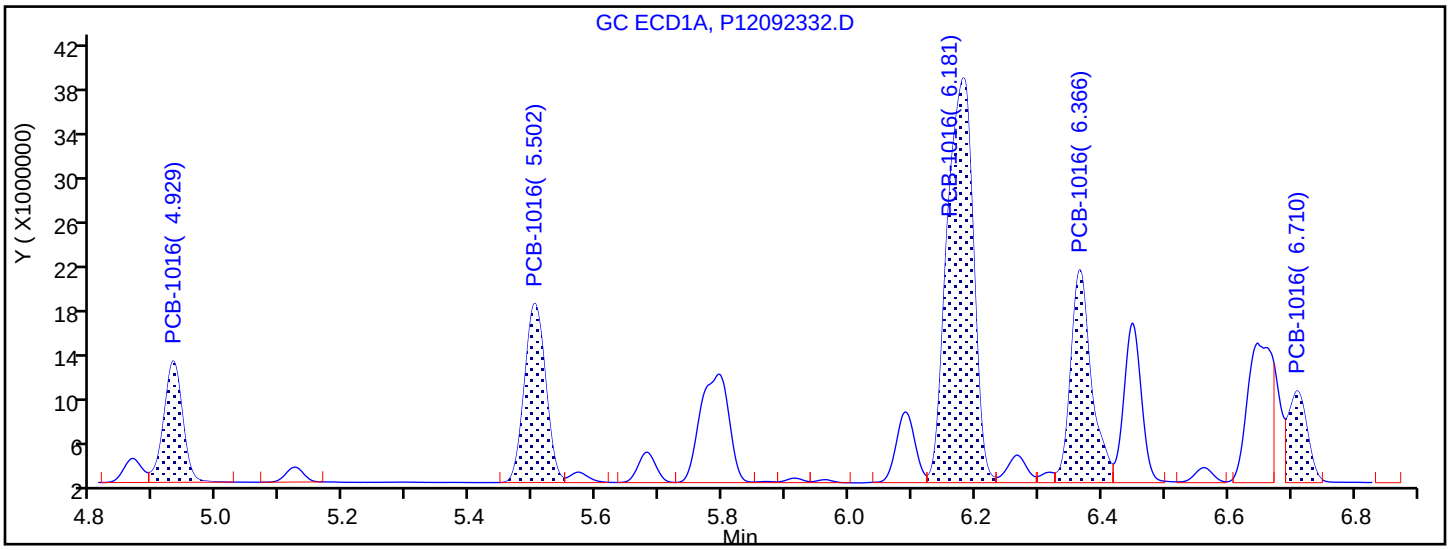

Manual Integration Results

4.929	Response = 22566936	
5.502	Response = 37421590	M
6.181	Response = 105207321	M
6.366	Response = 43671497	M
6.710	Response = 17007524	M

Reviewer: hassl, 24-Sep-2019 06:29:08

Audit Action: Assigned New Baseline Audit Reason: Baseline Smoothing

Eurofins TestAmerica, Canton
Target Compound Quantitation Report

Data File: \\chromna\Canton\ChromData\A2HP12\20190923-91295.b\P12092333.D
Lims ID: std15 1660
Client ID:
Sample Type: IC Calib Level: 6
Inject. Date: 23-Sep-2019 23:14:55 ALS Bottle#: 33 Worklist Smp#: 33
Injection Vol: 1.0 ul Dil. Factor: 1.0000
Sample Info: 240-0091295-033
Operator ID: Instrument ID: A2HP12
Sublist: chrom-PCB12IS*sub6

Method: \\chromna\Canton\ChromData\A2HP12\20190923-91295.b\PCB12IS.m
Limit Group: GC 8082A IS
Last Update: 25-Sep-2019 07:34:38 Calib Date: 23-Sep-2019 23:14:55
Integrator: Falcon
Quant Method: Internal Standard Quant By: Initial Calibration
Last ICal File: \\chromna\Canton\ChromData\A2HP12\20190923-91295.b\P12092333.D

Column 1 : Det: GC ECD1A
Column 2 : Det: GC ecd2b
Process Host: CTX0326

First Level Reviewer: hassl Date: 24-Sep-2019 06:29:40

Col	RT (min.)	Exp RT (min.)	Dlt RT (min.)	Response	Cal Amt ng/ul	OnCol Amt ng/ul	Flags
* 14 1-Bromo-2-nitrobenzene							
1	2.822	2.823	-0.001	77175732	0.0500	0.0500	
2	3.344	3.344	0.000	102458367	0.0500	0.0500	
$ 2 Tetrachloro-m-xylene							
1	4.230	4.231	-0.001	141007055	0.1000	0.0999	
2	5.036	5.037	-0.001	197695153	0.1000	0.0986	
						RPD = 1.30	
6 PCB-1016							
1	4.929	4.929	0.000	33442061	1.50	1.41	
1	5.501	5.502	-0.001	60128477	1.50	1.53	
1	6.180	6.181	-0.001	156789957	1.50	1.47	
1	6.366	6.366	0.000	64528515	1.50	1.43	
1	6.711	6.711	0.000	25361773	1.50	1.41	
		Average of Peak Amounts =				1.45	
2	5.911	5.911	0.000	45676233	1.50	1.33	
2	6.529	6.529	0.000	91083988	1.50	1.32	
2	7.164	7.164	0.000	213638860	1.50	1.40	
2	7.344	7.345	-0.001	84776382	1.50	1.38	
2	7.677	7.678	-0.001	48382384	1.50	1.37	
		Average of Peak Amounts =				1.36	
						RPD = 6.47	

Col	RT (min.)	Exp RT (min.)	Dlt RT (min.)	Response	Cal Amt ng/ul	OnCol Amt ng/ul	Flags
10 PCB-1260							
1	8.472	8.474	-0.002	87191138	1.50	1.45	
1	8.811	8.812	-0.001	142841263	1.50	1.46	
1	9.137	9.138	-0.001	163699751	1.50	1.47	
1	9.931	9.933	-0.002	236090265	1.50	1.49	
1	10.252	10.254	-0.002	119931363	1.50	1.48	
		Average of Peak Amounts =				1.47	
2	9.523	9.525	-0.002	128595218	1.50	1.40	
2	9.781	9.782	-0.001	141725879	1.50	1.40	
2	10.195	10.196	-0.001	207025623	1.50	1.44	
2	10.934	10.934	0.000	295173783	1.50	1.45	
2	11.311	11.312	-0.001	208464714	1.50	1.45	
		Average of Peak Amounts =				1.43	
						RPD = 3.00	
$ 12 DCB Decachlorobiphenyl							
1	11.451	11.451	0.000	140341182	0.1000	0.1004	
2	12.410	12.410	0.000	171924645	0.1000	0.0996	
						RPD = 0.81	

Reagents:

SG1660@1.5PPM_00007 Amount Added: 1.00 Units: mL

Report Date: 25-Sep-2019 07:34:39 Chrom Revision: 2.3 17-Sep-2019 16:19:08

Eurofins TestAmerica, Canton

Data File: \\chromna\Canton\ChromData\A2HP12\20190923-91295.b\P12092333.D

Injection Date:	23-Sep-2019 23:14:55	Instrument ID:	A2HP12	Operator ID:	
Lims ID:	std15 1660			Worklist Smp#:	33
Client ID:					
Injection Vol:	1.0 ul	Dil. Factor:	1.0000	ALS Bottle#:	33
Method:	PCB12IS	Limit Group:	GC 8082A IS		

Y Scaling: Method Defined: Set to Absolute Y Value

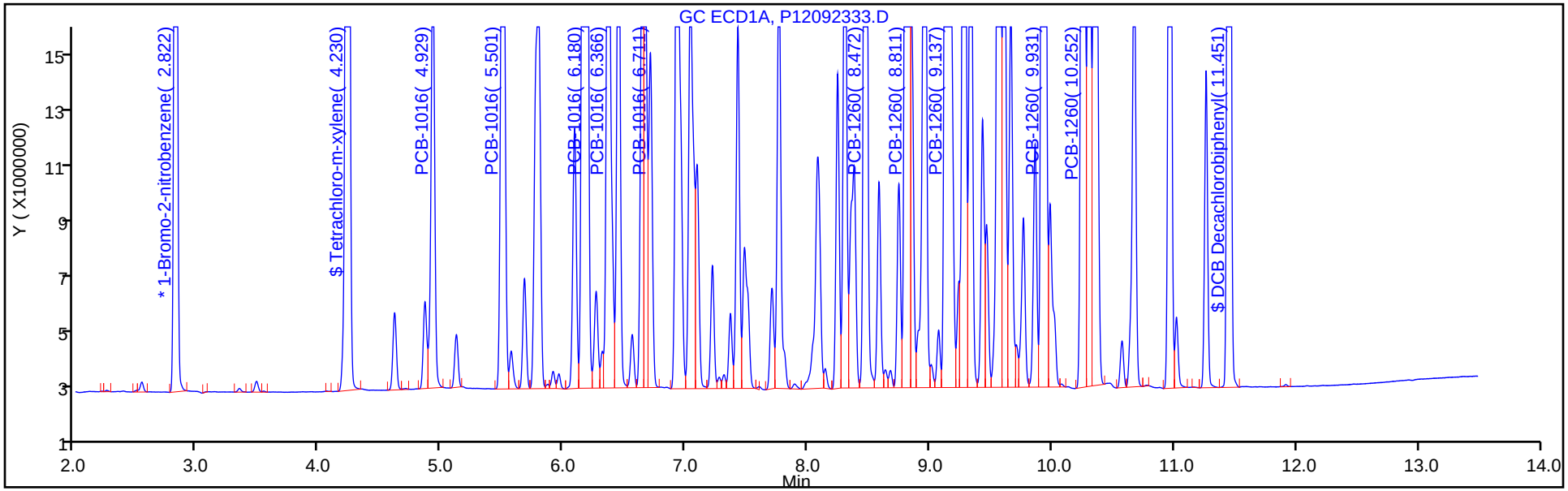

Y Scaling: Method Defined: Set to Absolute Y Value

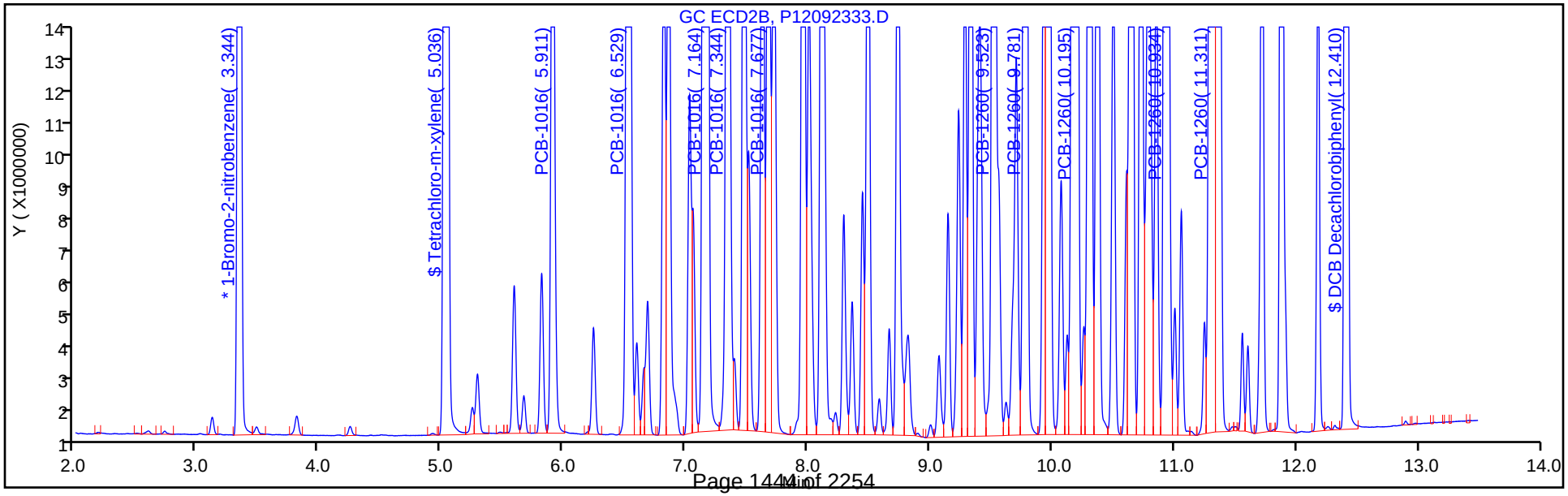

FORM VI
PCBS BY INTERNAL STANDARD - INITIAL CALIBRATION DATA
CURVE EVALUATION

Lab Name: Eurofins TestAmerica, Canton Job No.: 240-124062-1 Analy Batch No.: 401912

SDG No.:

Instrument ID: A2HP12 GC Column: CLP-2 (0.53 ID: 0.53(mm) Heated Purge: (Y/N) N

Calibration Start Date: 09/23/2019 21:28 Calibration End Date: 09/23/2019 23:14 Calibration ID: 53390

Calibration Files:

LEVEL:	LAB SAMPLE ID:	LAB FILE ID:
Level 1	STD005 240-401912/28	P12092328.D
Level 2	STD01 240-401912/29	P12092329.D
Level 3	STD02 240-401912/30	P12092330.D
Level 4	STD05 240-401912/31	P12092331.D
Level 5	STD1 240-401912/32	P12092332.D
Level 6	STD15 240-401912/33	P12092333.D

ANALYTE	RRF					CURVE TYPE	COEFFICIENT			#	MIN RRF	%RSD	#	MAX %RSD	R^2 OR COD	#	MIN R^2 OR COD
	LVL 1 LVL 6	LVL 2	LVL 3	LVL 4	LVL 5		B	M1	M2								
PCB-1016 Peak 1	0.0199 0.0149	0.0180	0.0170	0.0159	0.0152	Ave		0.0168				11.4		20.0			
PCB-1016 Peak 2	0.0383 0.0296	0.0371	0.0348	0.0323	0.0305	Ave		0.0338				10.5		20.0			
PCB-1016 Peak 3	0.0797 0.0695	0.0790	0.0756	0.0721	0.0706	Ave		0.0744				5.8		20.0			
PCB-1016 Peak 4	0.0307 0.0276	0.0332	0.0315	0.0291	0.0280	Ave		0.0300				7.2		20.0			
PCB-1016 Peak 5	0.0189 0.0157	0.0185	0.0176	0.0164	0.0160	Ave		0.0172				7.7		20.0			
PCB-1260 Peak 1	0.0488 0.0418	0.0477	0.0451	0.0431	0.0422	Ave		0.0448				6.6		20.0			
PCB-1260 Peak 2	0.0535 0.0461	0.0523	0.0497	0.0477	0.0465	Ave		0.0493				6.2		20.0			
PCB-1260 Peak 3	0.0741 0.0674	0.0736	0.0706	0.0688	0.0674	Ave		0.0703				4.2		20.0			
PCB-1260 Peak 4	0.1037 0.0960	0.1027	0.0998	0.0971	0.0957	Ave		0.0992				3.5		20.0			
PCB-1260 Peak 5	0.0747 0.0678	0.0727	0.0702	0.0683	0.0675	Ave		0.0702				4.2		20.0			
Tetrachloro-m-xylene	1.1147 0.9648	1.0754	1.0554	1.0284	0.9892	Lin1	0.0005	0.9732							0.9990		0.9900
DCB Decachlorobiphenyl	1.0171 0.8390	0.9509	0.9133	0.8787	0.8406	Lin1	0.0005	0.8367							1.0000		0.9900

Note: The M1 coefficient is the same as Ave RRF for an Ave curve type.

FORM VI
PCBS BY INTERNAL STANDARD - INITIAL CALIBRATION DATA
RESPONSE AND CONCENTRATION

Lab Name: Eurofins TestAmerica, Canton Job No.: 240-124062-1 Analy Batch No.: 401912

SDG No.:

Instrument ID: A2HP12 GC Column: CLP-2 (0.53 ID: 0.53(mm) Heated Purge: (Y/N) N

Calibration Start Date: 09/23/2019 21:28 Calibration End Date: 09/23/2019 23:14 Calibration ID: 53390

Calibration Files:

LEVEL:	LAB SAMPLE ID:	LAB FILE ID:
Level 1	STD005 240-401912/28	P12092328.D
Level 2	STD01 240-401912/29	P12092329.D
Level 3	STD02 240-401912/30	P12092330.D
Level 4	STD05 240-401912/31	P12092331.D
Level 5	STD1 240-401912/32	P12092332.D
Level 6	STD15 240-401912/33	P12092333.D

ANALYTE	IS REF	CURVE TYPE	RESPONSE					CONCENTRATION (NG/UL)				
			LVL 1 LVL 6	LVL 2	LVL 3	LVL 4	LVL 5	LVL 1 LVL 6	LVL 2	LVL 3	LVL 4	LVL 5
PCB-1016 Peak 1	BNB	Ave	1987451 45676233	3707524	7030057	16076706	31460875	0.0500 1.50	0.100	0.200	0.500	1.00
PCB-1016 Peak 2	BNB	Ave	3818535 91083988	7648437	14380126	32605515	63128128	0.0500 1.50	0.100	0.200	0.500	1.00
PCB-1016 Peak 3	BNB	Ave	7953724 213638860	16295283	31257155	72793366	146141162	0.0500 1.50	0.100	0.200	0.500	1.00
PCB-1016 Peak 4	BNB	Ave	3061110 84776382	6853011	13007391	29395619	58023428	0.0500 1.50	0.100	0.200	0.500	1.00
PCB-1016 Peak 5	BNB	Ave	1885399 48382384	3805779	7268357	16581621	33125954	0.0500 1.50	0.100	0.200	0.500	1.00
PCB-1260 Peak 1	BNB	Ave	4870537 128595218	9832886	18639204	43537528	87245851	0.0500 1.50	0.100	0.200	0.500	1.00
PCB-1260 Peak 2	BNB	Ave	5338903 141725879	10777418	20554079	48155092	96278524	0.0500 1.50	0.100	0.200	0.500	1.00
PCB-1260 Peak 3	BNB	Ave	7396995 207025623	15167958	29198165	69443970	139594930	0.0500 1.50	0.100	0.200	0.500	1.00
PCB-1260 Peak 4	BNB	Ave	10348381 295173783	21161600	41237640	98048189	198089981	0.0500 1.50	0.100	0.200	0.500	1.00
PCB-1260 Peak 5	BNB	Ave	7455689 208464714	14995870	29015657	68934519	139650207	0.0500 1.50	0.100	0.200	0.500	1.00
Tetrachloro-m-xylene	BNB	Lin1	5562790 197695153	11084176	21810513	51917301	102370799	0.00250 0.100	0.00500	0.0100	0.0250	0.0500
DCB Decachlorobiphenyl	BNB	Lin1	5075795 171924645	9801523	18874235	44360853	86993909	0.00250 0.100	0.00500	0.0100	0.0250	0.0500

Curve Type Legend:

Ave = Average ISTD
Lin1 = Linear 1/conc ISTD

Eurofins TestAmerica, Canton
Target Compound Quantitation Report

Data File: \\chromna\Canton\ChromData\A2HP12\20190923-91295.b\P12092328.D
Lims ID: std005 1660
Client ID:
Sample Type: IC Calib Level: 1
Inject. Date: 23-Sep-2019 21:28:45 ALS Bottle#: 28 Worklist Smp#: 28
Injection Vol: 1.0 ul Dil. Factor: 1.0000
Sample Info: 240-0091295-028
Operator ID: Instrument ID: A2HP12
Sublist: chrom-PCB12IS*sub6

Method: \\chromna\Canton\ChromData\A2HP12\20190923-91295.b\PCB12IS.m
Limit Group: GC 8082A IS
Last Update: 25-Sep-2019 07:34:16 Calib Date: 23-Sep-2019 23:14:55
Integrator: Falcon
Quant Method: Internal Standard Quant By: Initial Calibration
Last ICal File: \\chromna\Canton\ChromData\A2HP12\20190923-91295.b\P12092333.D

Column 1 : Det: GC ECD1A
Column 2 : Det: GC ecd2b
Process Host: CTX0326

First Level Reviewer: hassl Date: 24-Sep-2019 06:28:48

Col	RT (min.)	Exp RT (min.)	Dlt RT (min.)	Response	Cal Amt ng/ul	OnCol Amt ng/ul	Flags
* 14 1-Bromo-2-nitrobenzene							
1	2.823	2.823	0.000	74079284	0.0500	0.0500	
2	3.344	3.344	0.000	99808565	0.0500	0.0500	
$ 2 Tetrachloro-m-xylene							
1	4.231	4.231	0.000	3857901	0.002500	0.002475	
2	5.037	5.037	0.000	5562790	0.002500	0.002345	
						RPD = 5.39	
6 PCB-1016							
1	4.929	4.929	0.000	1249042	0.0500	0.0547	
1	5.504	5.502	0.002	1624284	0.0500	0.0431	
1	6.181	6.181	0.000	5378420	0.0500	0.0526	
1	6.366	6.366	0.000	2304121	0.0500	0.0531	
1	6.712	6.711	0.001	923558	0.0500	0.0536	
		Average of Peak Amounts =				0.0514	
2	5.912	5.911	0.001	1987451	0.0500	0.0592	
2	6.528	6.529	-0.001	3818535	0.0500	0.0567	
2	7.167	7.164	0.003	7953724	0.0500	0.0535	
2	7.345	7.345	0.000	3061110	0.0500	0.0511	
2	7.678	7.678	0.000	1885399	0.0500	0.0550	
		Average of Peak Amounts =				0.0551	
						RPD = 6.89	

Col	RT (min.)	Exp RT (min.)	Dlt RT (min.)	Response	Cal Amt ng/ul	OnCol Amt ng/ul	Flags
10 PCB-1260							M
1	8.476	8.474	0.002	3167183	0.0500	0.0547	M
1	8.813	8.812	0.001	5105964	0.0500	0.0545	M
1	9.141	9.138	0.003	5684823	0.0500	0.0533	M
1	9.934	9.933	0.001	8133999	0.0500	0.0536	M
1	10.255	10.254	0.001	4073597	0.0500	0.0525	M
		Average of Peak Amounts =				0.0537	
2	9.525	9.525	0.000	4870537	0.0500	0.0545	
2	9.782	9.782	0.000	5338903	0.0500	0.0542	
2	10.196	10.196	0.000	7396995	0.0500	0.0527	
2	10.935	10.934	0.001	10348381	0.0500	0.0523	
2	11.313	11.312	0.001	7455689	0.0500	0.0532	
		Average of Peak Amounts =				0.0534	
						RPD = 0.64	
$ 12 DCB Decachlorobiphenyl							
1	11.452	11.451	0.001	4517559	0.002500	0.002468	
2	12.411	12.410	0.001	5075795	0.002500	0.002388	
						RPD = 3.29	

QC Flag Legend

Review Flags

M - Manually Integrated

Reagents:

SG1660@.05PPM_00029 Amount Added: 1.00 Units: mL

Report Date: 25-Sep-2019 07:34:17 Chrom Revision: 2.3 17-Sep-2019 16:19:08

Eurofins TestAmerica, Canton

Data File: \\chromna\Canton\ChromData\A2HP12\20190923-91295.b\P12092328.D

Injection Date:	23-Sep-2019 21:28:45	Instrument ID:	A2HP12	Operator ID:	
Lims ID:	std005 1660			Worklist Smp#:	28
Client ID:					
Injection Vol:	1.0 ul	Dil. Factor:	1.0000	ALS Bottle#:	28
Method:	PCB12IS	Limit Group:	GC 8082A IS		

Y Scaling: Method Defined: Set to Absolute Y Value

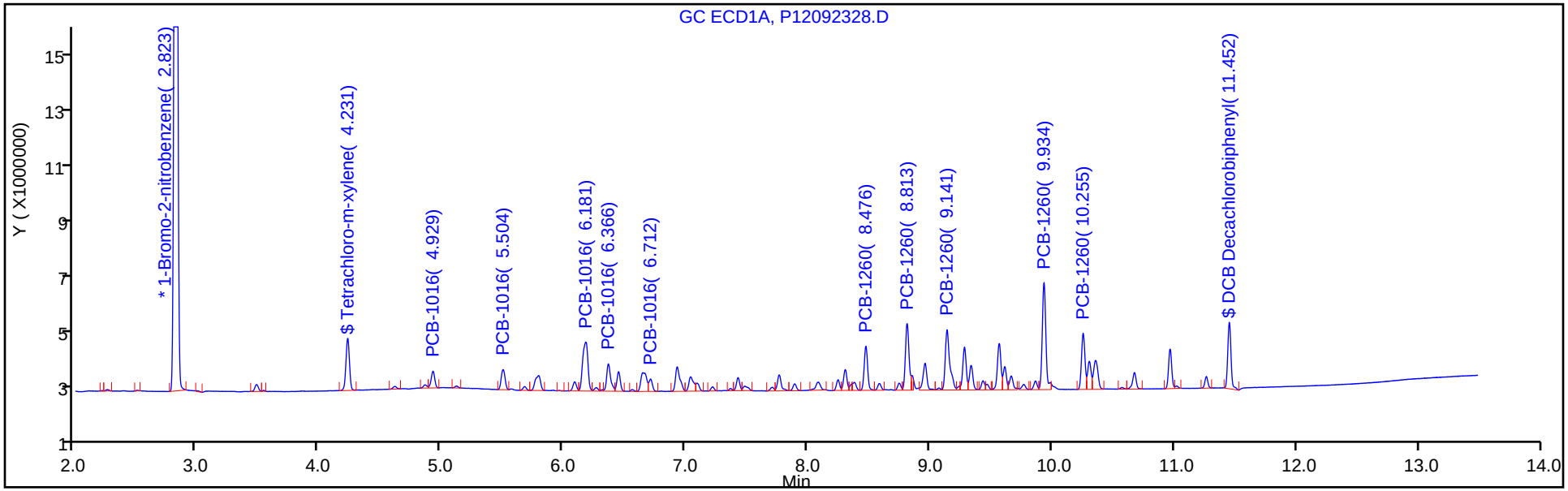

Y Scaling: Method Defined: Set to Absolute Y Value

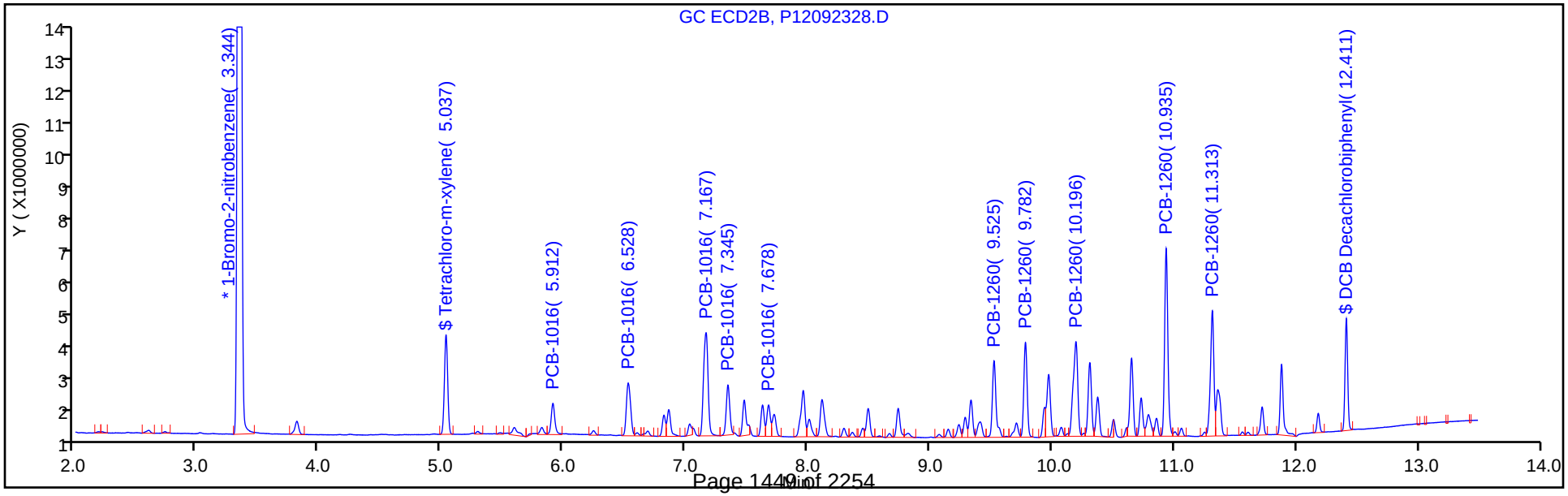

Eurofins TestAmerica, Canton
Target Compound Quantitation Report

Data File: \\chromna\Canton\ChromData\A2HP12\20190923-91295.b\P12092329.D
Lims ID: std01 1660
Client ID:
Sample Type: IC Calib Level: 2
Inject. Date: 23-Sep-2019 21:49:58 ALS Bottle#: 29 Worklist Smp#: 29
Injection Vol: 1.0 ul Dil. Factor: 1.0000
Sample Info: 240-0091295-029
Operator ID: Instrument ID: A2HP12
Sublist: chrom-PCB12IS*sub6

Method: \\chromna\Canton\ChromData\A2HP12\20190923-91295.b\PCB12IS.m
Limit Group: GC 8082A IS
Last Update: 25-Sep-2019 07:34:19 Calib Date: 23-Sep-2019 23:14:55
Integrator: Falcon
Quant Method: Internal Standard Quant By: Initial Calibration
Last ICal File: \\chromna\Canton\ChromData\A2HP12\20190923-91295.b\P12092333.D

Column 1 : Det: GC ECD1A
Column 2 : Det: GC ecd2b
Process Host: CTX0326

First Level Reviewer: grantk Date: 25-Sep-2019 07:11:42

Col	RT (min.)	Exp RT (min.)	Dlt RT (min.)	Response	Cal Amt ng/ul	OnCol Amt ng/ul	Flags
* 14 1-Bromo-2-nitrobenzene							
1	2.824	2.823	0.000	77087934	0.0500	0.0500	
2	3.345	3.344	0.001	103073824	0.0500	0.0500	
$ 2 Tetrachloro-m-xylene							
1	4.231	4.231	0.000	7525064	0.005000	0.004974	
2	5.037	5.037	0.000	11084176	0.005000	0.005006	
						RPD = 0.64	
6 PCB-1016							
1	4.929	4.929	0.000	2544217	0.1000	0.1070	
1	5.501	5.502	-0.001	4028070	0.1000	0.1026	
1	6.182	6.181	0.001	10952106	0.1000	0.1030	
1	6.366	6.366	0.000	4823265	0.1000	0.1069	
1	6.711	6.711	0.000	1897207	0.1000	0.1058	
		Average of Peak Amounts =				0.1051	
2	5.912	5.911	0.001	3707524	0.1000	0.1070	
2	6.530	6.529	0.001	7648437	0.1000	0.1099	
2	7.165	7.164	0.001	16295283	0.1000	0.1062	
2	7.345	7.345	0.000	6853011	0.1000	0.1107	
2	7.678	7.678	0.000	3805779	0.1000	0.1074	
		Average of Peak Amounts =				0.1082	
						RPD = 2.98	

Col	RT (min.)	Exp RT (min.)	Dlt RT (min.)	Response	Cal Amt ng/ul	OnCol Amt ng/ul	Flags
10 PCB-1260							
1	8.475	8.474	0.001	6237668	0.1000	0.1036	
1	8.813	8.812	0.001	9945365	0.1000	0.1019	
1	9.139	9.138	0.001	11400782	0.1000	0.1028	
1	9.934	9.933	0.001	15956275	0.1000	0.1010	
1	10.255	10.254	0.001	8343664	0.1000	0.1034	
		Average of Peak Amounts =				0.1025	
2	9.526	9.525	0.001	9832886	0.1000	0.1065	
2	9.782	9.782	0.000	10777418	0.1000	0.1060	
2	10.195	10.196	-0.001	15167958	0.1000	0.1046	
2	10.935	10.934	0.001	21161600	0.1000	0.1035	
2	11.312	11.312	0.000	14995870	0.1000	0.1036	
		Average of Peak Amounts =				0.1049	
						RPD = 2.25	
$ 12 DCB Decachlorobiphenyl							
1	11.450	11.451	-0.001	8211251	0.005000	0.005006	
2	12.410	12.410	0.000	9801523	0.005000	0.005031	
						RPD = 0.51	

Reagents:

SG1660STD@0.1_00026 Amount Added: 1.00 Units: mL

Report Date: 25-Sep-2019 07:34:20 Chrom Revision: 2.3 17-Sep-2019 16:19:08

Eurofins TestAmerica, Canton

Data File: \\chromna\Canton\ChromData\A2HP12\20190923-91295.b\P12092329.D

Injection Date:	23-Sep-2019 21:49:58	Instrument ID:	A2HP12	Operator ID:	
Lims ID:	std01 1660			Worklist Smp#:	29
Client ID:					
Injection Vol:	1.0 ul	Dil. Factor:	1.0000	ALS Bottle#:	29
Method:	PCB12IS	Limit Group:	GC 8082A IS		

Y Scaling: Method Defined: Set to Absolute Y Value

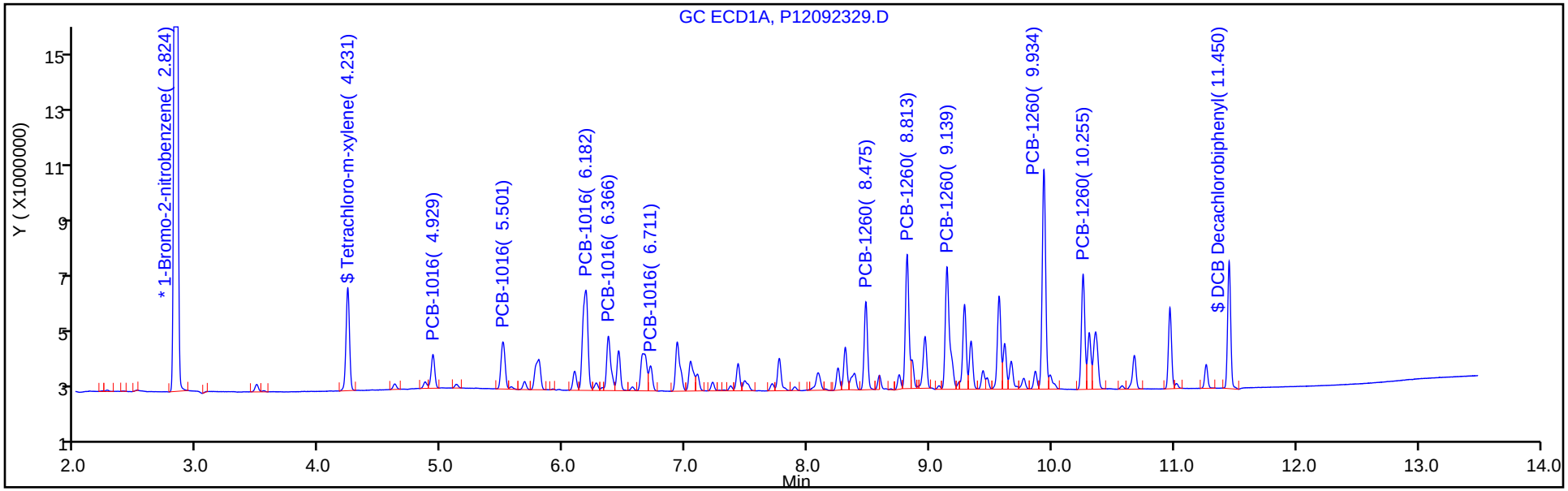

Y Scaling: Method Defined: Set to Absolute Y Value

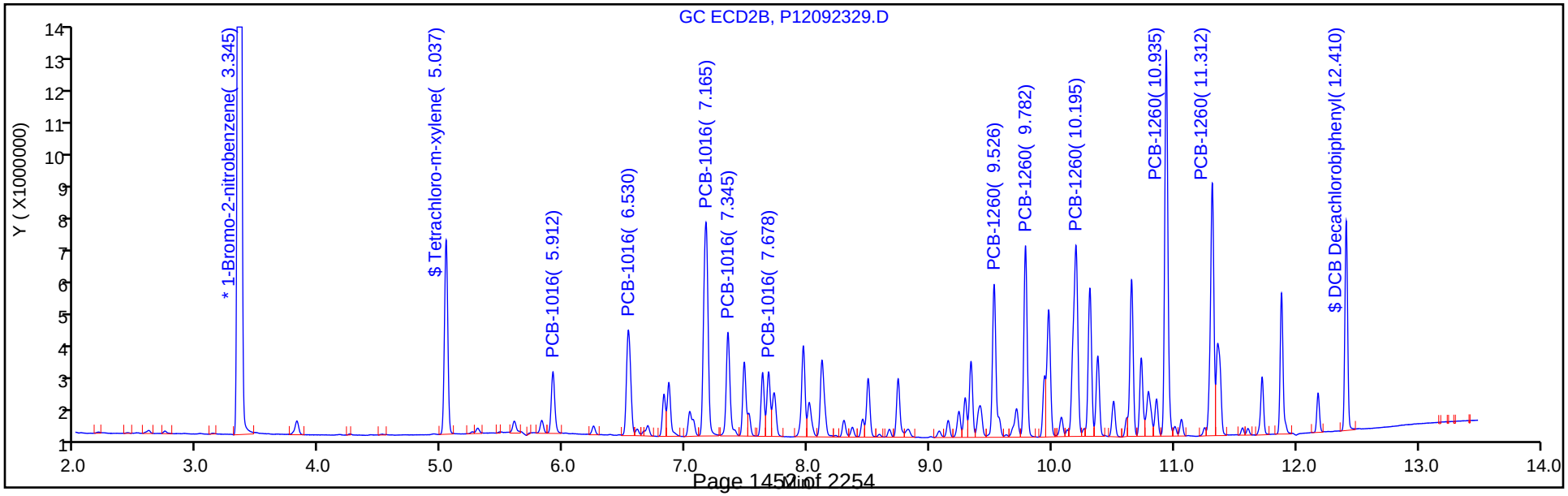

Eurofins TestAmerica, Canton
Target Compound Quantitation Report

Data File: \\chromna\Canton\ChromData\A2HP12\20190923-91295.b\P12092330.D
Lims ID: std02 1660
Client ID:
Sample Type: IC Calib Level: 3
Inject. Date: 23-Sep-2019 22:11:10 ALS Bottle#: 30 Worklist Smp#: 30
Injection Vol: 1.0 ul Dil. Factor: 1.0000
Sample Info: 240-0091295-030
Operator ID: Instrument ID: A2HP12
Sublist: chrom-PCB12IS*sub6

Method: \\chromna\Canton\ChromData\A2HP12\20190923-91295.b\PCB12IS.m
Limit Group: GC 8082A IS
Last Update: 25-Sep-2019 07:34:23 Calib Date: 23-Sep-2019 23:14:55
Integrator: Falcon
Quant Method: Internal Standard Quant By: Initial Calibration
Last ICal File: \\chromna\Canton\ChromData\A2HP12\20190923-91295.b\P12092333.D

Column 1 : Det: GC ECD1A
Column 2 : Det: GC ecd2b
Process Host: CTX0326

First Level Reviewer: grantk Date: 25-Sep-2019 07:20:34

Col	RT (min.)	Exp RT (min.)	Dlt RT (min.)	Response	Cal Amt ng/ul	OnCol Amt ng/ul	Flags
* 14 1-Bromo-2-nitrobenzene							
1	2.824	2.823	0.001	77511464	0.0500	0.0500	
2	3.345	3.344	0.001	103331612	0.0500	0.0500	
$ 2 Tetrachloro-m-xylene							
1	4.231	4.231	0.000	14844504	0.0100	0.0101	
2	5.038	5.037	0.001	21810513	0.0100	0.0103	
						RPD = 1.93	
6 PCB-1016							
1	4.930	4.929	0.001	4831205	0.2000	0.2022	
1	5.501	5.502	-0.001	8928845	0.2000	0.2263	
1	6.181	6.181	0.000	21303896	0.2000	0.1992	
1	6.366	6.366	0.000	9136593	0.2000	0.2013	
1	6.709	6.711	-0.002	3746558	0.2000	0.2078	
		Average of Peak Amounts =				0.2074	
2	5.911	5.911	0.000	7030057	0.2000	0.2023	
2	6.529	6.529	0.000	14380126	0.2000	0.2061	
2	7.166	7.164	0.002	31257155	0.2000	0.2032	
2	7.345	7.345	0.000	13007391	0.2000	0.2097	
2	7.678	7.678	0.000	7268357	0.2000	0.2047	
		Average of Peak Amounts =				0.2052	
						RPD = 1.05	

Col	RT (min.)	Exp RT (min.)	Dlt RT (min.)	Response	Cal Amt ng/ul	OnCol Amt ng/ul	Flags
10 PCB-1260							
1	8.474	8.474	0.000	11978132	0.2000	0.1978	
1	8.813	8.812	0.001	19440489	0.2000	0.1981	
1	9.139	9.138	0.001	22066982	0.2000	0.1978	
1	9.933	9.933	0.000	31314898	0.2000	0.1972	
1	10.254	10.254	0.000	16039291	0.2000	0.1977	
		Average of Peak Amounts =				0.1977	
2	9.525	9.525	0.000	18639204	0.2000	0.2014	
2	9.782	9.782	0.000	20554079	0.2000	0.2017	
2	10.196	10.196	0.000	29198165	0.2000	0.2009	
2	10.935	10.934	0.001	41237640	0.2000	0.2012	
2	11.313	11.312	0.001	29015657	0.2000	0.2000	
		Average of Peak Amounts =				0.2011	
						RPD = 1.67	
$ 12 DCB Decachlorobiphenyl							
1	11.452	11.451	0.001	15406950	0.0100	0.0101	
2	12.410	12.410	0.000	18874235	0.0100	0.0103	
						RPD = 1.14	

Reagents:

SG1660@0.2ppm_00029 Amount Added: 1.00 Units: mL

Report Date: 25-Sep-2019 07:34:24 Chrom Revision: 2.3 17-Sep-2019 16:19:08

Eurofins TestAmerica, Canton

Data File: \\chromna\Canton\ChromData\A2HP12\20190923-91295.b\P12092330.D

Injection Date:	23-Sep-2019 22:11:10	Instrument ID:	A2HP12	Operator ID:	
Lims ID:	std02 1660			Worklist Smp#:	30
Client ID:					
Injection Vol:	1.0 ul	Dil. Factor:	1.0000	ALS Bottle#:	30
Method:	PCB12IS	Limit Group:	GC 8082A IS		

Y Scaling: Method Defined: Set to Absolute Y Value

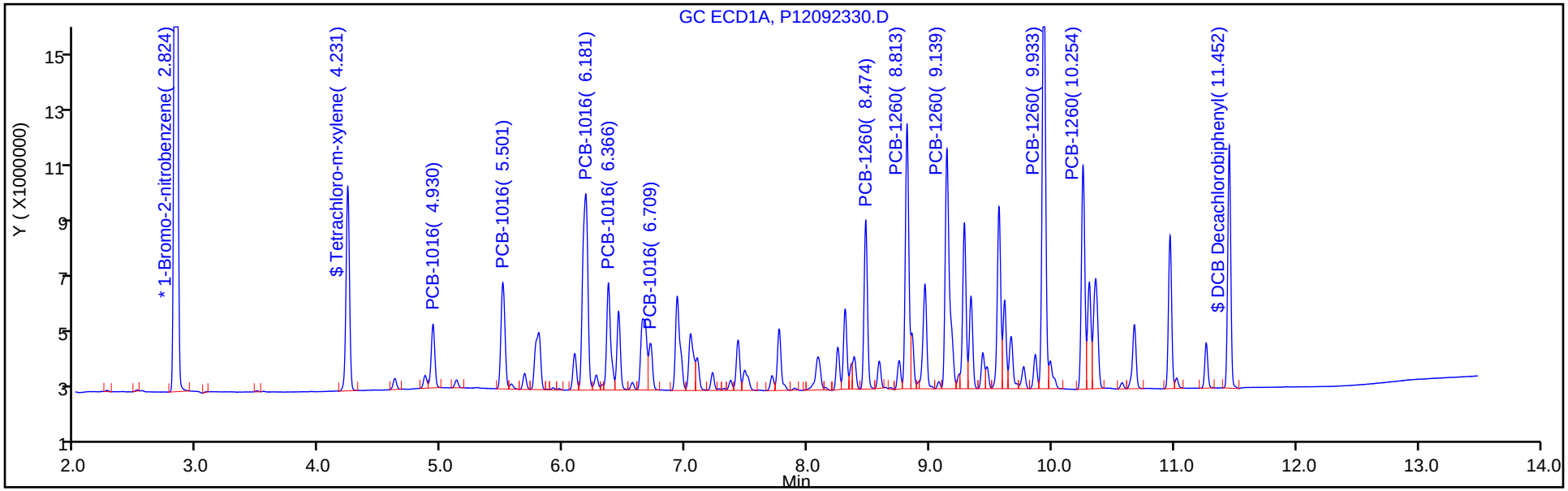

Y Scaling: Method Defined: Set to Absolute Y Value

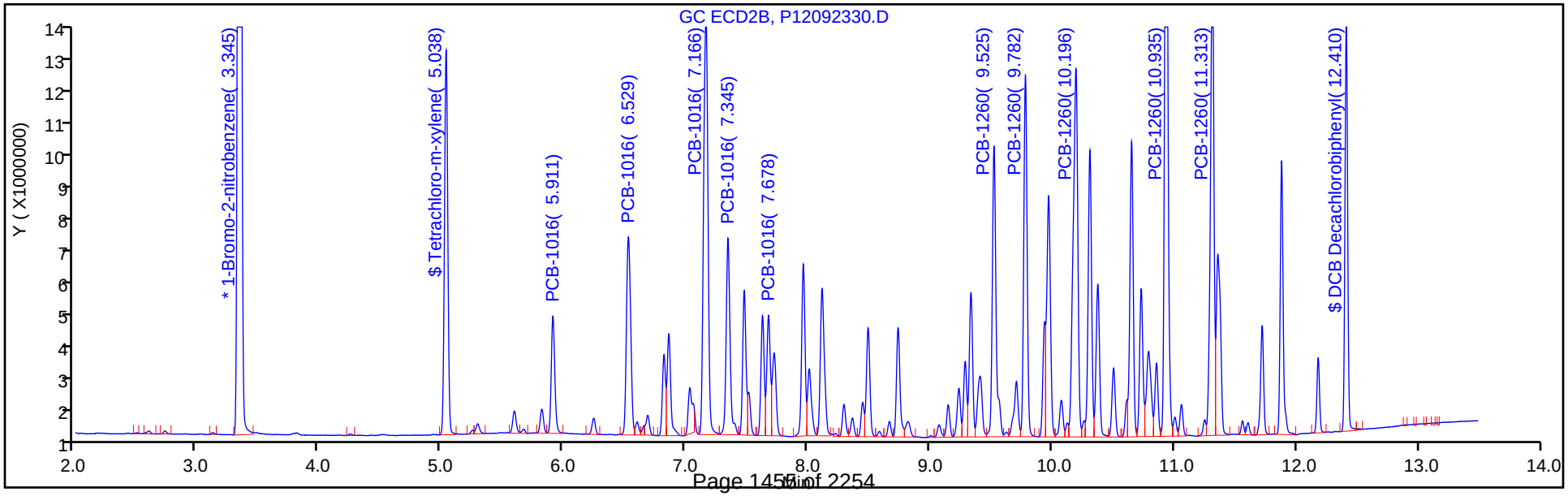

Eurofins TestAmerica, Canton
Target Compound Quantitation Report

Data File: \\chromna\Canton\ChromData\A2HP12\20190923-91295.b\P12092331.D
Lims ID: std05 1660
Client ID:
Sample Type: ICIS Calib Level: 4
Inject. Date: 23-Sep-2019 22:32:30 ALS Bottle#: 31 Worklist Smp#: 31
Injection Vol: 1.0 ul Dil. Factor: 1.0000
Sample Info: 240-0091295-031
Operator ID: Instrument ID: A2HP12
Sublist: chrom-PCB12IS*sub6

Method: \\chromna\Canton\ChromData\A2HP12\20190923-91295.b\PCB12IS.m
Limit Group: GC 8082A IS
Last Update: 25-Sep-2019 07:34:30 Calib Date: 23-Sep-2019 23:14:55
Integrator: Falcon
Quant Method: Internal Standard Quant By: Initial Calibration
Last ICal File: \\chromna\Canton\ChromData\A2HP12\20190923-91295.b\P12092333.D

Column 1 : Det: GC ECD1A
Column 2 : Det: GC ecd2b
Process Host: CTX0326

First Level Reviewer: grantk Date: 25-Sep-2019 07:22:29

Col	RT (min.)	Exp RT (min.)	Dlt RT (min.)	Response	Cal Amt ng/ul	OnCol Amt ng/ul	Flags
* 14 1-Bromo-2-nitrobenzene							
1	2.823	2.823	0.000	76893956	0.0500	0.0500	
2	3.344	3.344	0.000	100965876	0.0500	0.0500	
$ 2 Tetrachloro-m-xylene							
1	4.231	4.231	0.000	35772204	0.0250	0.0252	
2	5.037	5.037	0.000	51917301	0.0250	0.0259	
						RPD = 2.93	
6 PCB-1016							
1	4.929	4.929	0.000	11303222	0.5000	0.4768	
1	5.502	5.502	0.000	19993945	0.5000	0.5108	
1	6.181	6.181	0.000	51263401	0.5000	0.4832	
1	6.366	6.366	0.000	21568977	0.5000	0.4791	
1	6.711	6.711	0.000	8540456	0.5000	0.4775	
		Average of Peak Amounts =				0.4855	
2	5.911	5.911	0.000	16076706	0.5000	0.4735	
2	6.529	6.529	0.000	32605515	0.5000	0.4782	
2	7.164	7.164	0.000	72793366	0.5000	0.4843	
2	7.345	7.345	0.000	29395619	0.5000	0.4849	
2	7.678	7.678	0.000	16581621	0.5000	0.4779	
		Average of Peak Amounts =				0.4798	
						RPD = 1.18	

Col	RT (min.)	Exp RT (min.)	Dlt RT (min.)	Response	Cal Amt ng/ul	OnCol Amt ng/ul	Flags
10 PCB-1260							
1	8.474	8.474	0.000	28789874	0.5000	0.4792	
1	8.812	8.812	0.000	46775836	0.5000	0.4806	
1	9.138	9.138	0.000	53302655	0.5000	0.4816	
1	9.933	9.933	0.000	75877458	0.5000	0.4817	
1	10.254	10.254	0.000	38914455	0.5000	0.4835	
		Average of Peak Amounts =				0.4813	
2	9.525	9.525	0.000	43537528	0.5000	0.4814	
2	9.782	9.782	0.000	48155092	0.5000	0.4837	
2	10.196	10.196	0.000	69443970	0.5000	0.4891	
2	10.934	10.934	0.000	98048189	0.5000	0.4897	
2	11.312	11.312	0.000	68934519	0.5000	0.4863	
		Average of Peak Amounts =				0.4860	
						RPD = 0.97	
$ 12 DCB Decachlorobiphenyl							
1	11.451	11.451	0.000	36029013	0.0250	0.0252	
2	12.410	12.410	0.000	44360853	0.0250	0.0256	
						RPD = 1.65	

Reagents:

SG1660@0.5PPM_00091 Amount Added: 1.00 Units: mL

Report Date: 25-Sep-2019 07:34:31 Chrom Revision: 2.3 17-Sep-2019 16:19:08

Eurofins TestAmerica, Canton

Data File: \\chromna\Canton\ChromData\A2HP12\20190923-91295.b\P12092331.D

Injection Date:	23-Sep-2019 22:32:30	Instrument ID:	A2HP12	Operator ID:	
Lims ID:	std05 1660			Worklist Smp#:	31
Client ID:					
Injection Vol:	1.0 ul	Dil. Factor:	1.0000	ALS Bottle#:	31
Method:	PCB12IS	Limit Group:	GC 8082A IS		

Y Scaling: Method Defined: Set to Absolute Y Value

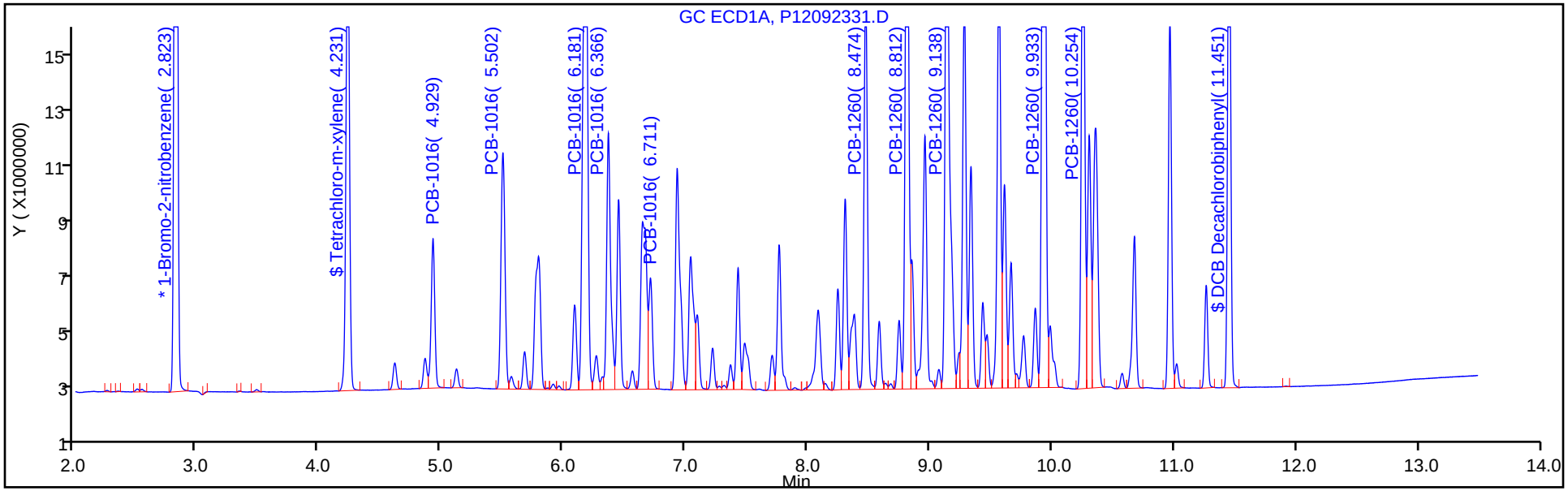

Y Scaling: Method Defined: Set to Absolute Y Value

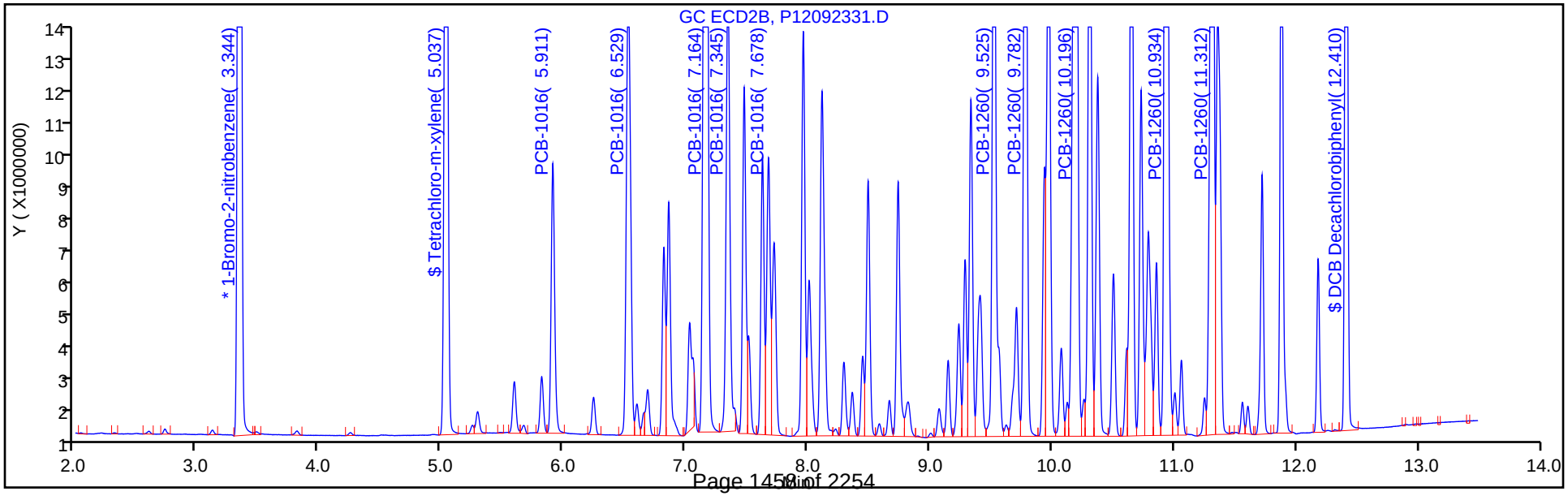

Eurofins TestAmerica, Canton
Target Compound Quantitation Report

Data File: \\chromna\Canton\ChromData\A2HP12\20190923-91295.b\P12092332.D
Lims ID: std1 1660
Client ID:
Sample Type: IC Calib Level: 5
Inject. Date: 23-Sep-2019 22:53:42 ALS Bottle#: 32 Worklist Smp#: 32
Injection Vol: 1.0 ul Dil. Factor: 1.0000
Sample Info: 240-0091295-032
Operator ID: Instrument ID: A2HP12
Sublist: chrom-PCB12IS*sub6

Method: \\chromna\Canton\ChromData\A2HP12\20190923-91295.b\PCB12IS.m
Limit Group: GC 8082A IS
Last Update: 25-Sep-2019 07:34:34 Calib Date: 23-Sep-2019 23:14:55
Integrator: Falcon
Quant Method: Internal Standard Quant By: Initial Calibration
Last ICal File: \\chromna\Canton\ChromData\A2HP12\20190923-91295.b\P12092333.D

Column 1 : Det: GC ECD1A
Column 2 : Det: GC ecd2b
Process Host: CTX0326

First Level Reviewer: hassl Date: 24-Sep-2019 06:29:12

Col	RT (min.)	Exp RT (min.)	Dlt RT (min.)	Response	Cal Amt ng/ul	OnCol Amt ng/ul	Flags
* 14 1-Bromo-2-nitrobenzene							
1	2.824	2.823	0.001	78313534	0.0500	0.0500	
2	3.345	3.344	0.001	103490825	0.0500	0.0500	
$ 2 Tetrachloro-m-xylene							
1	4.230	4.231	-0.001	71695272	0.0500	0.0499	
2	5.038	5.037	0.001	102370799	0.0500	0.0503	
						RPD = 0.87	
6 PCB-1016							M
1	4.929	4.929	0.000	22566936	1.00	0.9346	
1	5.502	5.502	0.000	37421590	1.00	0.9387	M
1	6.181	6.181	0.000	105207321	1.00	0.9737	M
1	6.366	6.366	0.000	43671497	1.00	0.9524	M
1	6.710	6.711	-0.001	17007524	1.00	0.9337	M
		Average of Peak Amounts =				0.9466	
2	5.911	5.911	0.000	31460875	1.00	0.9040	
2	6.529	6.529	0.000	63128128	1.00	0.9033	
2	7.164	7.164	0.000	146141162	1.00	0.9486	
2	7.345	7.345	0.000	58023428	1.00	0.9339	
2	7.678	7.678	0.000	33125954	1.00	0.9313	
		Average of Peak Amounts =				0.9242	
						RPD = 2.39	

Col	RT (min.)	Exp RT (min.)	Dlt RT (min.)	Response	Cal Amt ng/ul	OnCol Amt ng/ul	Flags
10 PCB-1260							
1	8.473	8.474	-0.001	58642083	1.00	0.9584	
1	8.812	8.812	0.000	95675945	1.00	0.9651	
1	9.138	9.138	0.000	109471361	1.00	0.9712	
1	9.932	9.933	-0.001	156117564	1.00	0.9730	
1	10.253	10.254	-0.001	79496602	1.00	0.9698	
		Average of Peak Amounts =				0.9675	
2	9.525	9.525	0.000	87245851	1.00	0.9412	
2	9.782	9.782	0.000	96278524	1.00	0.9435	
2	10.196	10.196	0.000	139594930	1.00	0.9591	
2	10.935	10.934	0.001	198089981	1.00	0.9652	
2	11.313	11.312	0.001	139650207	1.00	0.9611	
		Average of Peak Amounts =				0.9540	
						RPD = 1.41	
$ 12 DCB Decachlorobiphenyl							
1	11.451	11.451	0.000	70503203	0.0500	0.0493	
2	12.410	12.410	0.000	86993909	0.0500	0.0496	
						RPD = 0.67	

QC Flag Legend

Review Flags

M - Manually Integrated

Reagents:

SG1660@1.0PPM_00033 Amount Added: 1.00 Units: mL

Report Date: 25-Sep-2019 07:34:35 Chrom Revision: 2.3 17-Sep-2019 16:19:08

Eurofins TestAmerica, Canton

Data File: \\chromna\Canton\ChromData\A2HP12\20190923-91295.b\P12092332.D

Injection Date:	23-Sep-2019 22:53:42	Instrument ID:	A2HP12	Operator ID:	
Lims ID:	std1 1660			Worklist Smp#:	32
Client ID:					
Injection Vol:	1.0 ul	Dil. Factor:	1.0000	ALS Bottle#:	32
Method:	PCB12IS	Limit Group:	GC 8082A IS		

Y Scaling: Method Defined: Set to Absolute Y Value

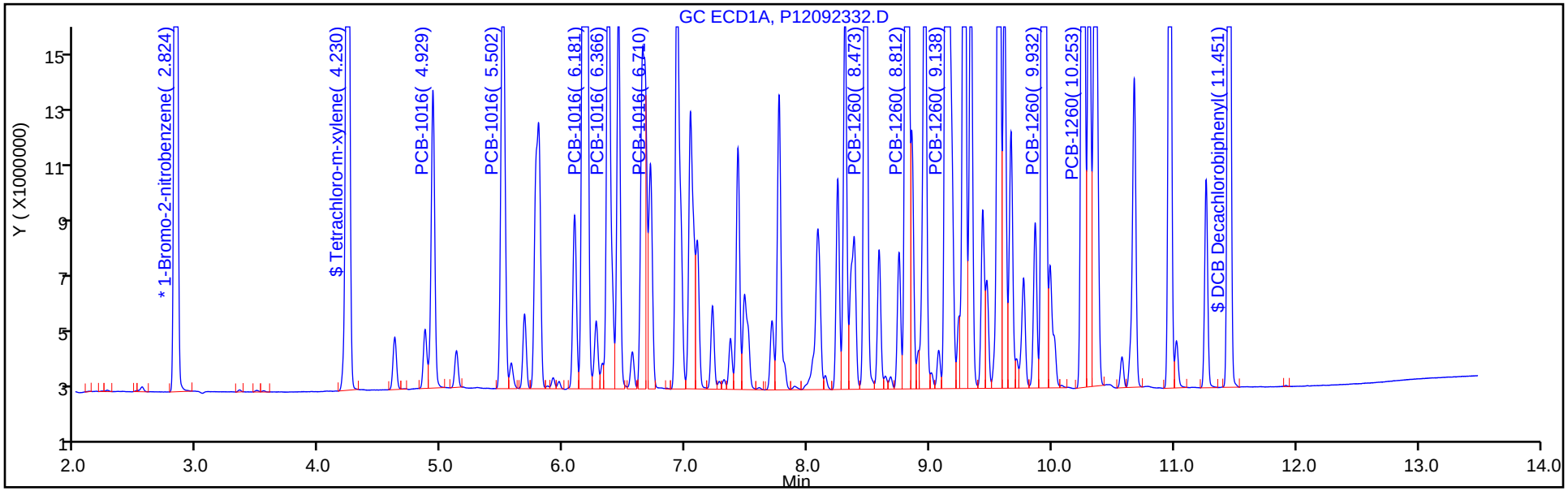

Y Scaling: Method Defined: Set to Absolute Y Value

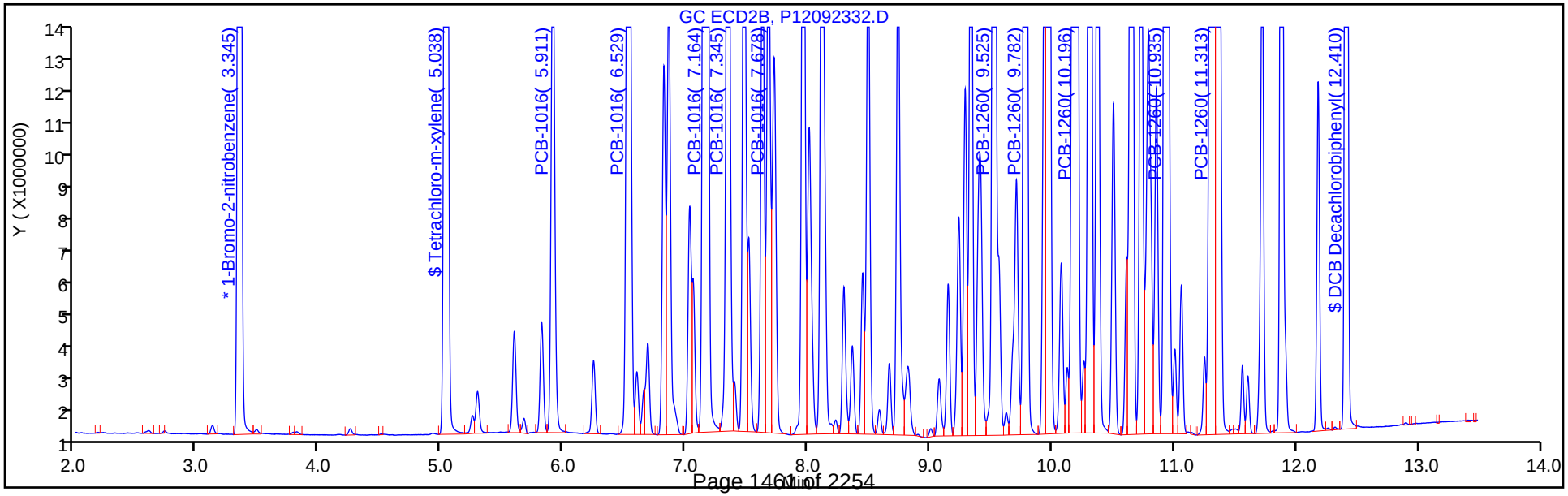

Eurofins TestAmerica, Canton
Target Compound Quantitation Report

Data File: \\chromna\Canton\ChromData\A2HP12\20190923-91295.b\P12092333.D
Lims ID: std15 1660
Client ID:
Sample Type: IC Calib Level: 6
Inject. Date: 23-Sep-2019 23:14:55 ALS Bottle#: 33 Worklist Smp#: 33
Injection Vol: 1.0 ul Dil. Factor: 1.0000
Sample Info: 240-0091295-033
Operator ID: Instrument ID: A2HP12
Sublist: chrom-PCB12IS*sub6

Method: \\chromna\Canton\ChromData\A2HP12\20190923-91295.b\PCB12IS.m
Limit Group: GC 8082A IS
Last Update: 25-Sep-2019 07:34:38 Calib Date: 23-Sep-2019 23:14:55
Integrator: Falcon
Quant Method: Internal Standard Quant By: Initial Calibration
Last ICal File: \\chromna\Canton\ChromData\A2HP12\20190923-91295.b\P12092333.D

Column 1 : Det: GC ECD1A
Column 2 : Det: GC ecd2b
Process Host: CTX0326

First Level Reviewer: hassl Date: 24-Sep-2019 06:29:40

Col	RT (min.)	Exp RT (min.)	Dlt RT (min.)	Response	Cal Amt ng/ul	OnCol Amt ng/ul	Flags
* 14 1-Bromo-2-nitrobenzene							
1	2.822	2.823	-0.001	77175732	0.0500	0.0500	
2	3.344	3.344	0.000	102458367	0.0500	0.0500	
$ 2 Tetrachloro-m-xylene							
1	4.230	4.231	-0.001	141007055	0.1000	0.0999	
2	5.036	5.037	-0.001	197695153	0.1000	0.0986	
						RPD = 1.30	
6 PCB-1016							
1	4.929	4.929	0.000	33442061	1.50	1.41	
1	5.501	5.502	-0.001	60128477	1.50	1.53	
1	6.180	6.181	-0.001	156789957	1.50	1.47	
1	6.366	6.366	0.000	64528515	1.50	1.43	
1	6.711	6.711	0.000	25361773	1.50	1.41	
		Average of Peak Amounts =				1.45	
2	5.911	5.911	0.000	45676233	1.50	1.33	
2	6.529	6.529	0.000	91083988	1.50	1.32	
2	7.164	7.164	0.000	213638860	1.50	1.40	
2	7.344	7.345	-0.001	84776382	1.50	1.38	
2	7.677	7.678	-0.001	48382384	1.50	1.37	
		Average of Peak Amounts =				1.36	
						RPD = 6.47	

Col	RT (min.)	Exp RT (min.)	Dlt RT (min.)	Response	Cal Amt ng/ul	OnCol Amt ng/ul	Flags
10 PCB-1260							
1	8.472	8.474	-0.002	87191138	1.50	1.45	
1	8.811	8.812	-0.001	142841263	1.50	1.46	
1	9.137	9.138	-0.001	163699751	1.50	1.47	
1	9.931	9.933	-0.002	236090265	1.50	1.49	
1	10.252	10.254	-0.002	119931363	1.50	1.48	
		Average of Peak Amounts =				1.47	
2	9.523	9.525	-0.002	128595218	1.50	1.40	
2	9.781	9.782	-0.001	141725879	1.50	1.40	
2	10.195	10.196	-0.001	207025623	1.50	1.44	
2	10.934	10.934	0.000	295173783	1.50	1.45	
2	11.311	11.312	-0.001	208464714	1.50	1.45	
		Average of Peak Amounts =				1.43	
						RPD = 3.00	
$ 12 DCB Decachlorobiphenyl							
1	11.451	11.451	0.000	140341182	0.1000	0.1004	
2	12.410	12.410	0.000	171924645	0.1000	0.0996	
						RPD = 0.81	

Reagents:

SG1660@1.5PPM_00007 Amount Added: 1.00 Units: mL

Report Date: 25-Sep-2019 07:34:39 Chrom Revision: 2.3 17-Sep-2019 16:19:08

Eurofins TestAmerica, Canton

Data File: \\chromna\Canton\ChromData\A2HP12\20190923-91295.b\P12092333.D

Injection Date:	23-Sep-2019 23:14:55	Instrument ID:	A2HP12	Operator ID:	
Lims ID:	std15 1660			Worklist Smp#:	33
Client ID:					
Injection Vol:	1.0 ul	Dil. Factor:	1.0000	ALS Bottle#:	33
Method:	PCB12IS	Limit Group:	GC 8082A IS		

Y Scaling: Method Defined: Set to Absolute Y Value

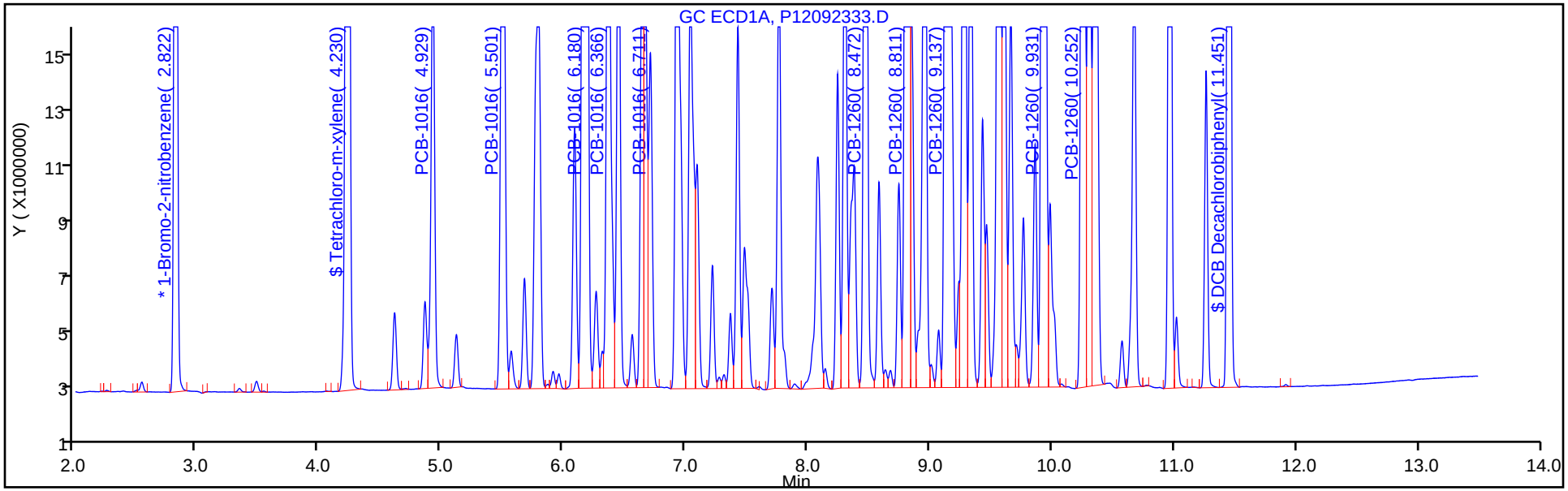

Y Scaling: Method Defined: Set to Absolute Y Value

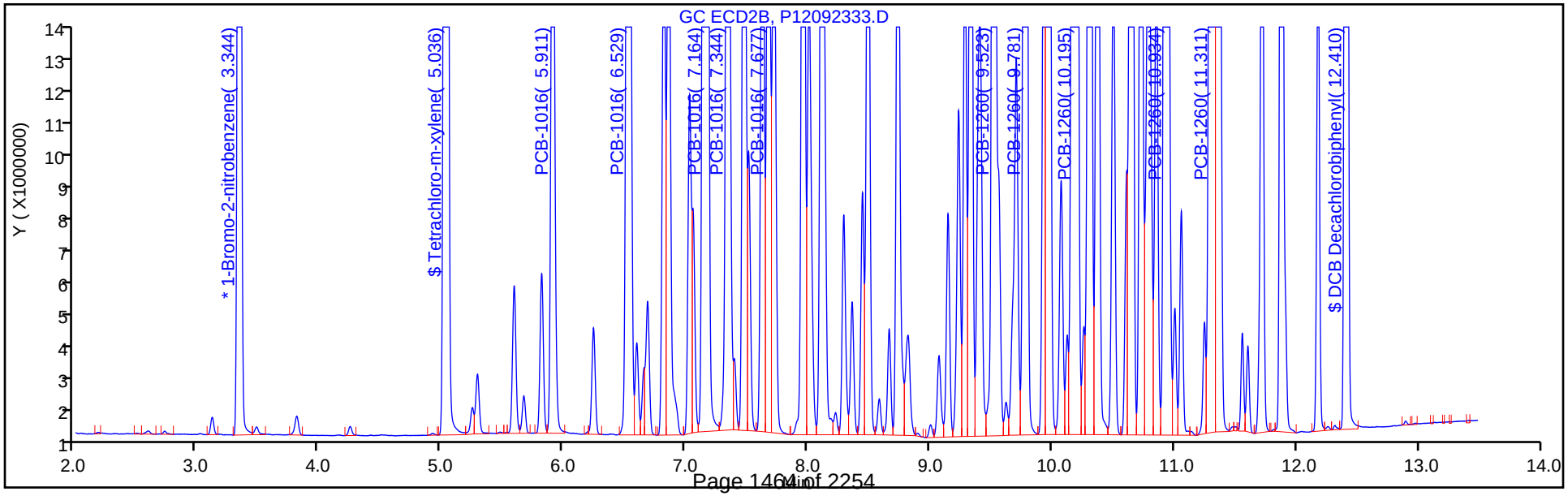

FORM VII
PCBS CONTINUING CALIBRATION DATA

Lab Name: Eurofins TestAmerica, Canton Job No.: 240-124062-1

SDG No.:

Lab Sample ID: ICV 240-402587/34 Calibration Date: 09/26/2019 19:42

Instrument ID: A2HP11 Calib Start Date: 09/26/2019 16:46

GC Column: CLP-1 (0.53mm) ID: 0.53(mm) Calib End Date: 09/26/2019 17:59

Lab File ID: P11092634.D Conc. Units: ng/uL

ANALYTE	CURVE TYPE	AVE RRF	RRF	MIN RRF	CALC AMOUNT	SPIKE AMOUNT	%D	MAX %D
PCB-1221 Peak 1	Ave	0.0096	0.0106		0.552	0.500	10.3	20.0
PCB-1221 Peak 2	Ave	0.0066	0.0070		0.530	0.500	5.9	20.0
PCB-1221 Peak 3	Ave	0.0241	0.0257		0.534	0.500	6.7	20.0

FORM VII
PCBS CONTINUING CALIBRATION RETENTION TIME SUMMARY

Lab Name: Eurofins TestAmerica, Canton Job No.: 240-124062-1

SDG No.:

Lab Sample ID: ICV 240-402587/34 Calibration Date: 09/26/2019 19:42

Instrument ID: A2HP11 Calib Start Date: 09/26/2019 16:46

GC Column: CLP-1 (0.53mm) ID: 0.53(mm) Calib End Date: 09/26/2019 17:59

Lab File ID: P11092634.D

Analyte	RT	RT WINDOW	
		FROM	TO
PCB-1221 Peak 1	2.53	2.52	2.55
PCB-1221 Peak 2	2.73	2.72	2.75
PCB-1221 Peak 3	2.79	2.77	2.81

Eurofins TestAmerica, Canton
Target Compound Quantitation Report

Data File: \\chromna\Canton\ChromData\A2HP11\20190926-91426.b\P11092634.D
Lims ID: icv 1221
Client ID:
Sample Type: ICV
Inject. Date: 26-Sep-2019 19:42:09 ALS Bottle#: 34 Worklist Smp#: 34
Injection Vol: 1.0 ul Dil. Factor: 1.0000
Sample Info: 240-0091426-034
Operator ID: Instrument ID: A2HP11
Sublist:

Method: \\chromna\Canton\ChromData\A2HP11\20190926-91426.b\PCB11 IS.m
Limit Group: GC 8082A IS
Last Update: 01-Oct-2019 08:36:30 Calib Date: 26-Sep-2019 19:27:31
Integrator: Falcon
Quant Method: Internal Standard Quant By: Initial Calibration
Last ICal File: \\chromna\Canton\ChromData\A2HP11\20190926-91426.b\P11092633.D

Column 1 : CLP-1 0.53mm ID (0.53 mm) Det: GC ECD1A
Column 2 : CLP-2 0.53mm ID (0.53 mm) Det: GC ecd2b
Process Host: CTX0305

First Level Reviewer: grantk Date: 01-Oct-2019 08:25:52

Col	RT (min.)	Exp RT (min.)	Dlt RT (min.)	Response	Cal Amt ng/ul	OnCol Amt ng/ul	Flags
* 14 1-Bromo-2-nitrobenzene							
1	1.392	1.393	-0.001	118144339	0.0500	0.0500	
2	1.833	1.834	-0.001	133997176	0.0500	0.0500	
3 PCB-1221							
1	2.533	2.534	-0.001	12507542	0.5000	0.5517	
1	2.732	2.734	-0.002	8320613	0.5000	0.5297	
1	2.787	2.787	0.000	30394308	0.5000	0.5335	
		Average of Peak Amounts =				0.5383	
2	3.696	3.695	0.001	15325988	0.5000	0.5338	
2	3.915	3.915	0.000	10517270	0.5000	0.5440	
2	4.003	4.003	0.000	38562721	0.5000	0.5470	
		Average of Peak Amounts =				0.5416	
						RPD = 0.61	

Reagents:

SG1221ICV@.5_00002 Amount Added: 1.00 Units: mL

Report Date: 01-Oct-2019 08:36:43 Chrom Revision: 2.3 17-Sep-2019 16:19:08

Eurofins TestAmerica, Canton

Data File: \\chromna\Canton\ChromData\A2HP11\20190926-91426.b\P11092634.D

Injection Date:	26-Sep-2019 19:42:09	Instrument ID:	A2HP11	Operator ID:	
Lims ID:	icv 1221			Worklist Smp#:	34
Client ID:					
Injection Vol:	1.0 ul	Dil. Factor:	1.0000	ALS Bottle#:	34
Method:	PCB11 IS	Limit Group:	GC 8082A IS		

Column: CLP-1 0.53mm ID (0.53 mm) Y Scaling: Method Defined: Set to Absolute Y Value

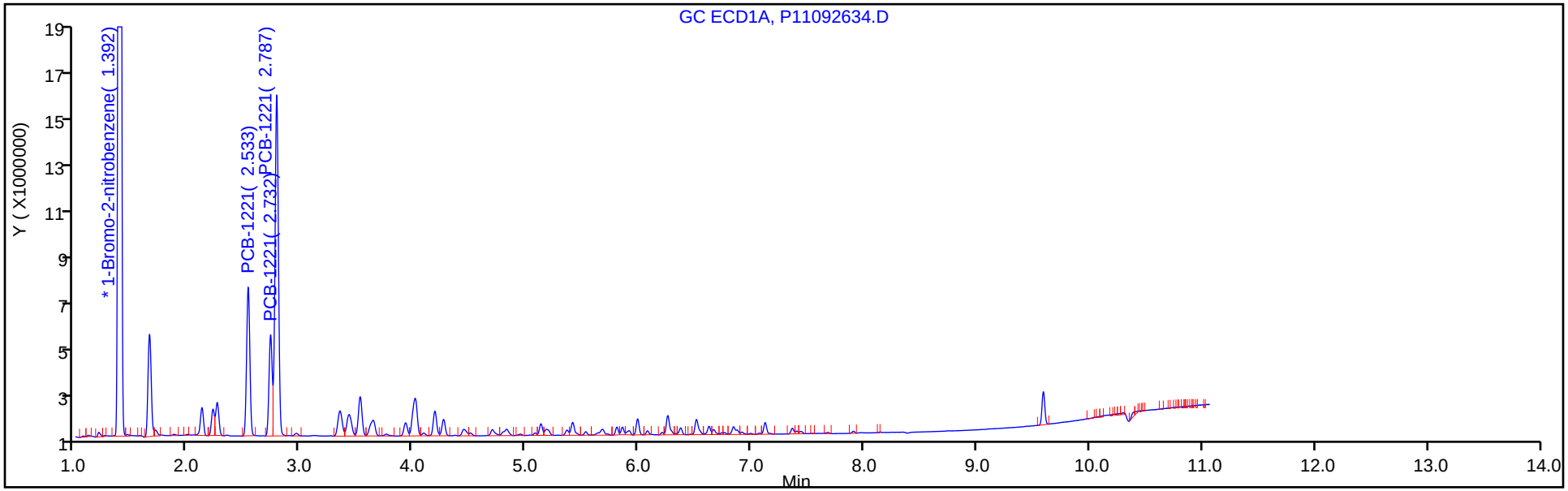

Column: CLP-2 0.53mm ID (0.53 mm) Y Scaling: Method Defined: Set to Absolute Y Value

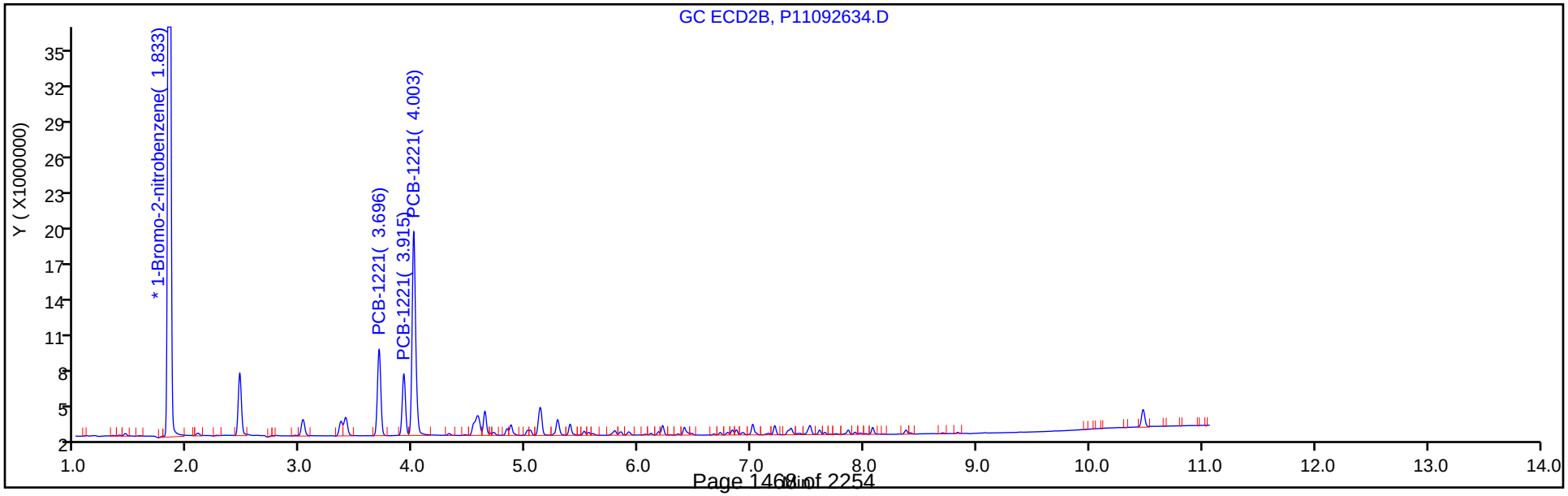

FORM VII
PCBS CONTINUING CALIBRATION DATA

Lab Name: Eurofins TestAmerica, Canton Job No.: 240-124062-1

SDG No.:

Lab Sample ID: ICV 240-402587/34 Calibration Date: 09/26/2019 19:42

Instrument ID: A2HP11 Calib Start Date: 09/26/2019 16:46

GC Column: CLP-2 (0.53mm) ID: 0.53(mm) Calib End Date: 09/26/2019 17:59

Lab File ID: P11092634.D Conc. Units: ng/uL

ANALYTE	CURVE TYPE	AVE RRF	RRF	MIN RRF	CALC AMOUNT	SPIKE AMOUNT	%D	MAX %D
PCB-1221 Peak 1	Ave	0.0107	0.0114		0.534	0.500	6.8	20.0
PCB-1221 Peak 2	Ave	0.0072	0.0079		0.544	0.500	8.8	20.0
PCB-1221 Peak 3	Ave	0.0263	0.0288		0.547	0.500	9.4	20.0

FORM VII
PCBS CONTINUING CALIBRATION RETENTION TIME SUMMARY

Lab Name: Eurofins TestAmerica, Canton Job No.: 240-124062-1

SDG No.:

Lab Sample ID: ICV 240-402587/34 Calibration Date: 09/26/2019 19:42

Instrument ID: A2HP11 Calib Start Date: 09/26/2019 16:46

GC Column: CLP-2 (0.53mm) ID: 0.53(mm) Calib End Date: 09/26/2019 17:59

Lab File ID: P11092634.D

Analyte	RT	RT WINDOW	
		FROM	TO
PCB-1221 Peak 1	3.70	3.68	3.71
PCB-1221 Peak 2	3.92	3.90	3.93
PCB-1221 Peak 3	4.00	3.98	4.02

Eurofins TestAmerica, Canton
Target Compound Quantitation Report

Data File: \\chromna\Canton\ChromData\A2HP11\20190926-91426.b\P11092634.D
Lims ID: icv 1221
Client ID:
Sample Type: ICV
Inject. Date: 26-Sep-2019 19:42:09 ALS Bottle#: 34 Worklist Smp#: 34
Injection Vol: 1.0 ul Dil. Factor: 1.0000
Sample Info: 240-0091426-034
Operator ID: Instrument ID: A2HP11
Sublist:

Method: \\chromna\Canton\ChromData\A2HP11\20190926-91426.b\PCB11 IS.m
Limit Group: GC 8082A IS
Last Update: 01-Oct-2019 08:36:30 Calib Date: 26-Sep-2019 19:27:31
Integrator: Falcon
Quant Method: Internal Standard Quant By: Initial Calibration
Last ICal File: \\chromna\Canton\ChromData\A2HP11\20190926-91426.b\P11092633.D

Column 1 : CLP-1 0.53mm ID (0.53 mm) Det: GC ECD1A
Column 2 : CLP-2 0.53mm ID (0.53 mm) Det: GC ecd2b
Process Host: CTX0305

First Level Reviewer: grantk Date: 01-Oct-2019 08:25:52

Col	RT (min.)	Exp RT (min.)	Dlt RT (min.)	Response	Cal Amt ng/ul	OnCol Amt ng/ul	Flags
* 14 1-Bromo-2-nitrobenzene							
1	1.392	1.393	-0.001	118144339	0.0500	0.0500	
2	1.833	1.834	-0.001	133997176	0.0500	0.0500	
3 PCB-1221							
1	2.533	2.534	-0.001	12507542	0.5000	0.5517	
1	2.732	2.734	-0.002	8320613	0.5000	0.5297	
1	2.787	2.787	0.000	30394308	0.5000	0.5335	
		Average of Peak Amounts =				0.5383	
2	3.696	3.695	0.001	15325988	0.5000	0.5338	
2	3.915	3.915	0.000	10517270	0.5000	0.5440	
2	4.003	4.003	0.000	38562721	0.5000	0.5470	
		Average of Peak Amounts =				0.5416	
						RPD = 0.61	

Reagents:

SG1221ICV@.5_00002 Amount Added: 1.00 Units: mL

Report Date: 01-Oct-2019 08:36:43 Chrom Revision: 2.3 17-Sep-2019 16:19:08

Eurofins TestAmerica, Canton

Data File: \\chromna\Canton\ChromData\A2HP11\20190926-91426.b\P11092634.D

Injection Date:	26-Sep-2019 19:42:09	Instrument ID:	A2HP11	Operator ID:	
Lims ID:	icv 1221			Worklist Smp#:	34
Client ID:					
Injection Vol:	1.0 ul	Dil. Factor:	1.0000	ALS Bottle#:	34
Method:	PCB11 IS	Limit Group:	GC 8082A IS		

Column: CLP-1 0.53mm ID (0.53 mm) Y Scaling: Method Defined: Set to Absolute Y Value

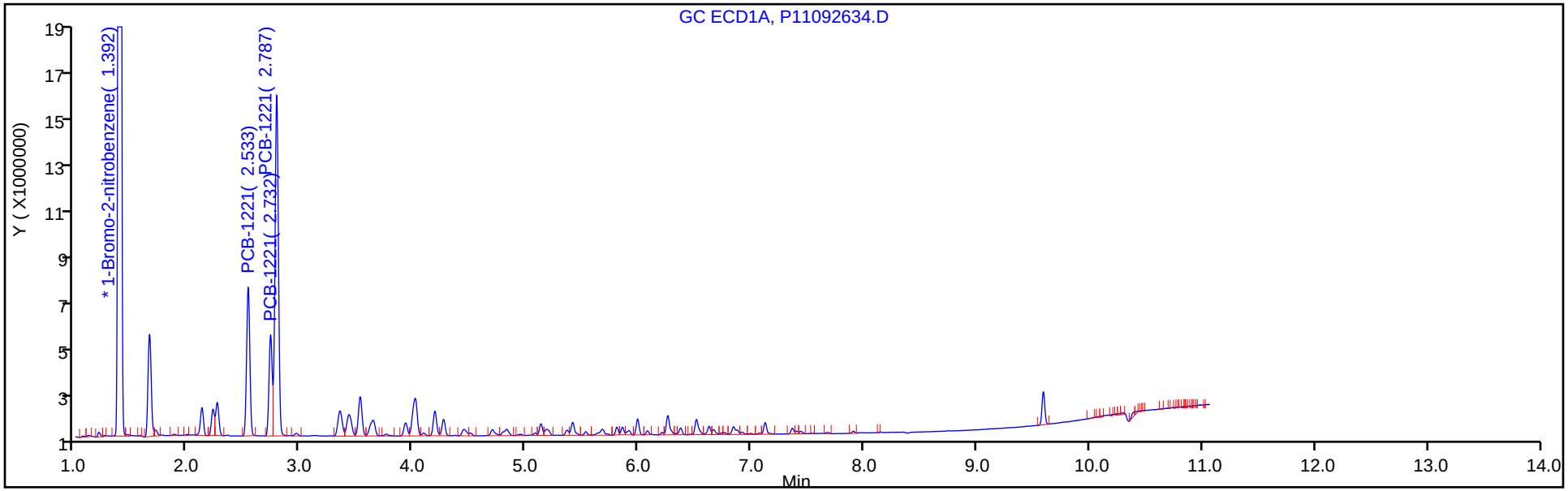

Column: CLP-2 0.53mm ID (0.53 mm) Y Scaling: Method Defined: Set to Absolute Y Value

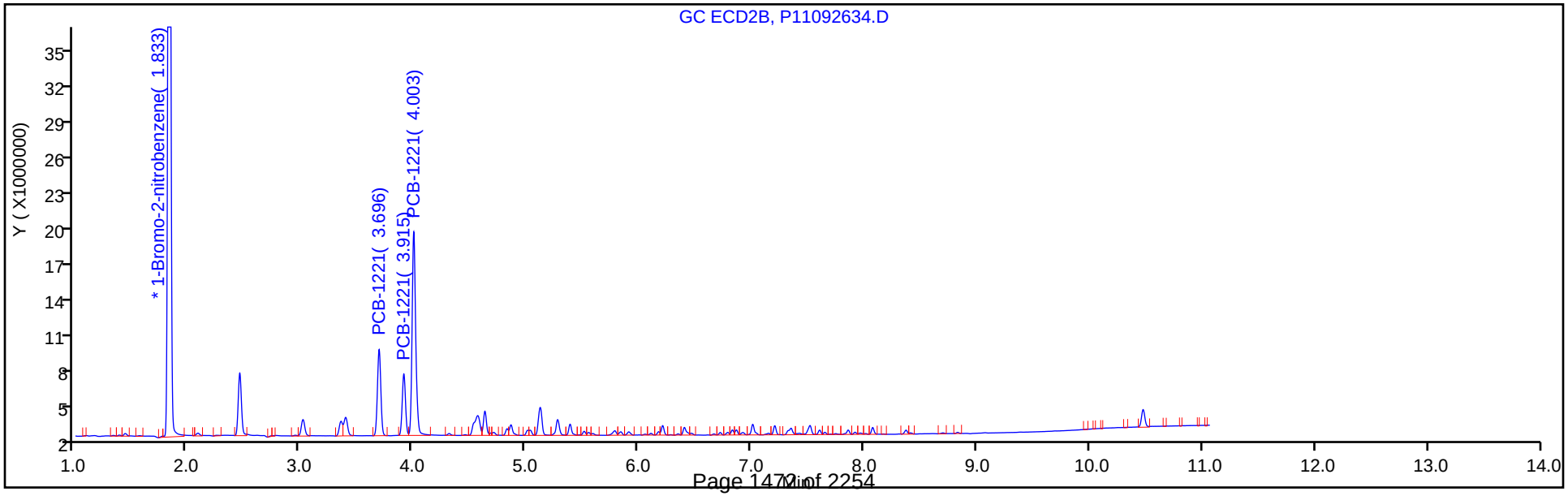

FORM VII
PCBS CONTINUING CALIBRATION DATA

Lab Name: Eurofins TestAmerica, Canton Job No.: 240-124062-1

SDG No.:

Lab Sample ID: ICV 240-402587/35 Calibration Date: 09/26/2019 19:56

Instrument ID: A2HP11 Calib Start Date: 09/26/2019 12:22

GC Column: CLP-1 (0.53mm) ID: 0.53(mm) Calib End Date: 09/26/2019 13:36

Lab File ID: P11092635.D Conc. Units: ng/uL

ANALYTE	CURVE TYPE	AVE RRF	RRF	MIN RRF	CALC AMOUNT	SPIKE AMOUNT	%D	MAX %D
PCB-1232 Peak 1	Ave	0.0213	0.0193		0.454	0.500	-9.2	20.0
PCB-1232 Peak 2	Ave	0.0162	0.0155		0.479	0.500	-4.2	20.0
PCB-1232 Peak 3	Ave	0.0343	0.0353		0.515	0.500	2.9	20.0
PCB-1232 Peak 4	Ave	0.0162	0.0158		0.490	0.500	-2.1	20.0
PCB-1232 Peak 5	Ave	0.0056	0.0052		0.466	0.500	-6.8	20.0

FORM VII
PCBS CONTINUING CALIBRATION RETENTION TIME SUMMARY

Lab Name: Eurofins TestAmerica, Canton Job No.: 240-124062-1

SDG No.:

Lab Sample ID: ICV 240-402587/35 Calibration Date: 09/26/2019 19:56

Instrument ID: A2HP11 Calib Start Date: 09/26/2019 12:22

GC Column: CLP-1 (0.53mm) ID: 0.53(mm) Calib End Date: 09/26/2019 13:36

Lab File ID: P11092635.D

Analyte	RT	RT WINDOW	
		FROM	TO
PCB-1232 Peak 1	2.79	2.77	2.81
PCB-1232 Peak 2	3.35	3.33	3.37
PCB-1232 Peak 3	4.02	4.00	4.03
PCB-1232 Peak 4	4.19	4.17	4.21
PCB-1232 Peak 5	4.50	4.49	4.53

Eurofins TestAmerica, Canton
Target Compound Quantitation Report

Data File: \\chromna\Canton\ChromData\A2HP11\20190926-91426.b\P11092635.D
Lims ID: icv 1232
Client ID:
Sample Type: ICV
Inject. Date: 26-Sep-2019 19:56:44 ALS Bottle#: 35 Worklist Smp#: 35
Injection Vol: 1.0 ul Dil. Factor: 1.0000
Sample Info: 240-0091426-035
Operator ID: Instrument ID: A2HP11
Sublist:

Method: \\chromna\Canton\ChromData\A2HP11\20190926-91426.b\PCB11 IS.m
Limit Group: GC 8082A IS
Last Update: 01-Oct-2019 08:36:30 Calib Date: 26-Sep-2019 19:27:31
Integrator: Falcon
Quant Method: Internal Standard Quant By: Initial Calibration
Last ICal File: \\chromna\Canton\ChromData\A2HP11\20190926-91426.b\P11092633.D

Column 1 : CLP-1 0.53mm ID (0.53 mm) Det: GC ECD1A
Column 2 : CLP-2 0.53mm ID (0.53 mm) Det: GC ecd2b
Process Host: CTX0305

First Level Reviewer: grantk Date: 01-Oct-2019 08:26:34

Col	RT (min.)	Exp RT (min.)	Dlt RT (min.)	Response	Cal Amt ng/ul	OnCol Amt ng/ul	Flags
* 14 1-Bromo-2-nitrobenzene							
1	1.392	1.393	-0.002	115362359	0.0500	0.0500	
2	1.833	1.834	-0.001	130450514	0.0500	0.0500	
4 PCB-1232							
1	2.788	2.789	-0.001	22295832	0.5000	0.4542	
1	3.346	3.348	-0.002	17862562	0.5000	0.4790	
1	4.015	4.015	0.000	40696094	0.5000	0.5146	
1	4.191	4.191	0.000	18275119	0.5000	0.4896	
1	4.504	4.506	-0.002	6024287	0.5000	0.4659	
		Average of Peak Amounts =				0.4807	
2	4.004	4.004	0.000	28901321	0.5000	0.4765	
2	4.574	4.575	-0.001	24427607	0.5000	0.4915	
2	5.128	5.126	0.002	48677120	0.5000	0.5229	
2	5.282	5.280	0.002	21634360	0.5000	0.4874	
2	5.558	5.556	0.002	10467217	0.5000	0.5000	
		Average of Peak Amounts =				0.4956	
						RPD = 3.07	

Reagents:

SG1232ICV@.5_00001 Amount Added: 1.00 Units: mL

Report Date: 01-Oct-2019 08:36:54 Chrom Revision: 2.3 17-Sep-2019 16:19:08

Eurofins TestAmerica, Canton

Data File: \\chromna\Canton\ChromData\A2HP11\20190926-91426.b\P11092635.D

Injection Date:	26-Sep-2019 19:56:44	Instrument ID:	A2HP11	Operator ID:	
Lims ID:	icv 1232			Worklist Smp#:	35
Client ID:					
Injection Vol:	1.0 ul	Dil. Factor:	1.0000	ALS Bottle#:	35
Method:	PCB11 IS	Limit Group:	GC 8082A IS		

Column: CLP-1 0.53mm ID (0.53 mm) Y Scaling: Method Defined: Set to Absolute Y Value

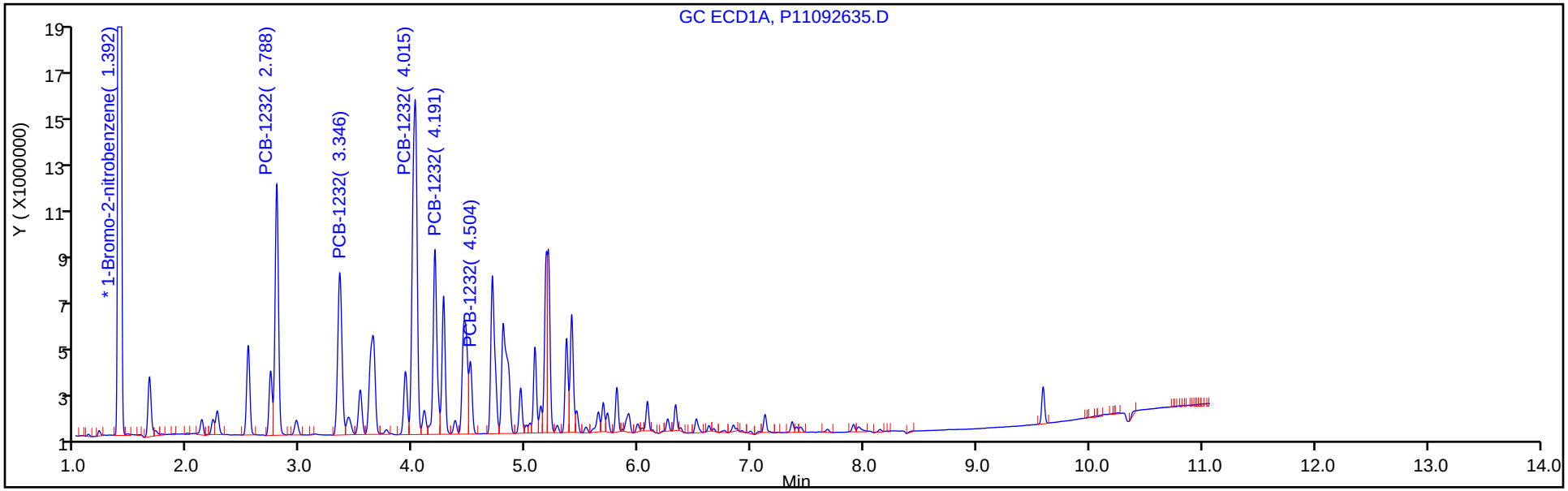

Column: CLP-2 0.53mm ID (0.53 mm) Y Scaling: Method Defined: Set to Absolute Y Value

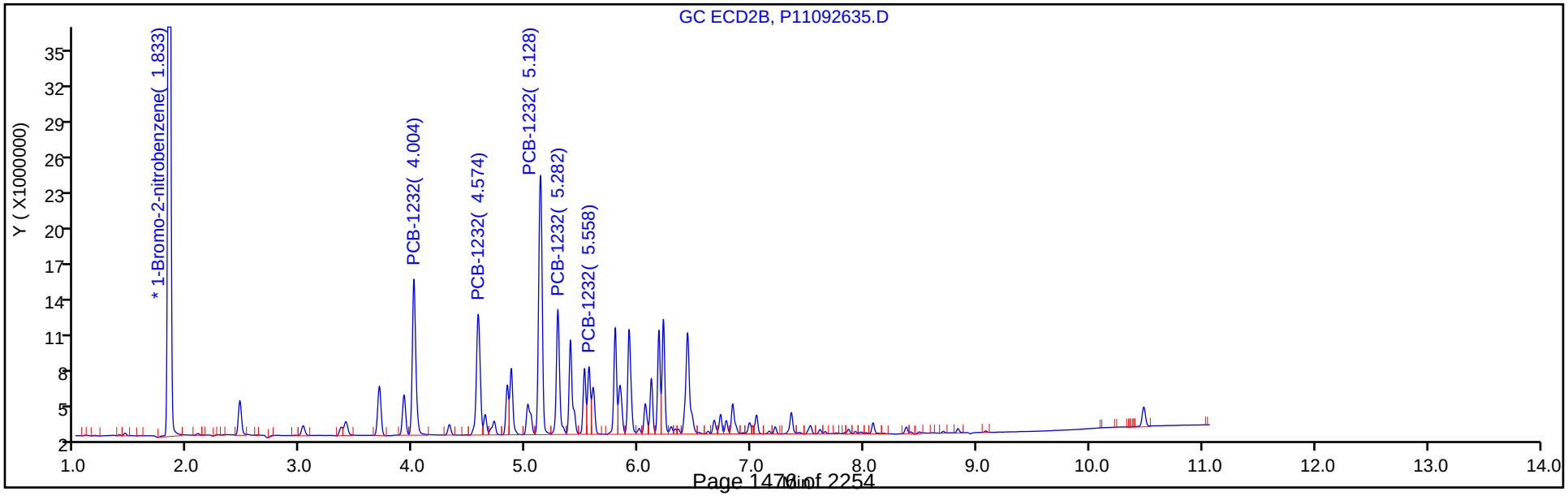

FORM VII
PCBS CONTINUING CALIBRATION DATA

Lab Name: Eurofins TestAmerica, Canton Job No.: 240-124062-1

SDG No.:

Lab Sample ID: ICV 240-402587/35 Calibration Date: 09/26/2019 19:56

Instrument ID: A2HP11 Calib Start Date: 09/26/2019 12:22

GC Column: CLP-2 (0.53mm) ID: 0.53(mm) Calib End Date: 09/26/2019 13:36

Lab File ID: P11092635.D Conc. Units: ng/uL

ANALYTE	CURVE TYPE	AVE RRF	RRF	MIN RRF	CALC AMOUNT	SPIKE AMOUNT	%D	MAX %D
PCB-1232 Peak 1	Ave	0.0232	0.0222		0.476	0.500	-4.7	20.0
PCB-1232 Peak 2	Ave	0.0191	0.0187		0.491	0.500	-1.7	20.0
PCB-1232 Peak 3	Ave	0.0357	0.0373		0.523	0.500	4.6	20.0
PCB-1232 Peak 4	Ave	0.0170	0.0166		0.487	0.500	-2.5	20.0
PCB-1232 Peak 5	Ave	0.0080	0.0080		0.500	0.500	0.0	20.0

FORM VII
PCBS CONTINUING CALIBRATION RETENTION TIME SUMMARY

Lab Name: Eurofins TestAmerica, Canton Job No.: 240-124062-1

SDG No.:

Lab Sample ID: ICV 240-402587/35 Calibration Date: 09/26/2019 19:56

Instrument ID: A2HP11 Calib Start Date: 09/26/2019 12:22

GC Column: CLP-2 (0.53mm) ID: 0.53(mm) Calib End Date: 09/26/2019 13:36

Lab File ID: P11092635.D

Analyte	RT	RT WINDOW	
		FROM	TO
PCB-1232 Peak 1	4.00	3.99	4.02
PCB-1232 Peak 2	4.57	4.56	4.59
PCB-1232 Peak 3	5.13	5.11	5.15
PCB-1232 Peak 4	5.28	5.26	5.30
PCB-1232 Peak 5	5.56	5.54	5.58

Eurofins TestAmerica, Canton
Target Compound Quantitation Report

Data File: \\chromna\Canton\ChromData\A2HP11\20190926-91426.b\P11092635.D
Lims ID: icv 1232
Client ID:
Sample Type: ICV
Inject. Date: 26-Sep-2019 19:56:44 ALS Bottle#: 35 Worklist Smp#: 35
Injection Vol: 1.0 ul Dil. Factor: 1.0000
Sample Info: 240-0091426-035
Operator ID: Instrument ID: A2HP11
Sublist:

Method: \\chromna\Canton\ChromData\A2HP11\20190926-91426.b\PCB11 IS.m
Limit Group: GC 8082A IS
Last Update: 01-Oct-2019 08:36:30 Calib Date: 26-Sep-2019 19:27:31
Integrator: Falcon
Quant Method: Internal Standard Quant By: Initial Calibration
Last ICal File: \\chromna\Canton\ChromData\A2HP11\20190926-91426.b\P11092633.D

Column 1 : CLP-1 0.53mm ID (0.53 mm) Det: GC ECD1A
Column 2 : CLP-2 0.53mm ID (0.53 mm) Det: GC ecd2b
Process Host: CTX0305

First Level Reviewer: grantk Date: 01-Oct-2019 08:26:34

Col	RT (min.)	Exp RT (min.)	Dlt RT (min.)	Response	Cal Amt ng/ul	OnCol Amt ng/ul	Flags
* 14 1-Bromo-2-nitrobenzene							
1	1.392	1.393	-0.002	115362359	0.0500	0.0500	
2	1.833	1.834	-0.001	130450514	0.0500	0.0500	
4 PCB-1232							
1	2.788	2.789	-0.001	22295832	0.5000	0.4542	
1	3.346	3.348	-0.002	17862562	0.5000	0.4790	
1	4.015	4.015	0.000	40696094	0.5000	0.5146	
1	4.191	4.191	0.000	18275119	0.5000	0.4896	
1	4.504	4.506	-0.002	6024287	0.5000	0.4659	
		Average of Peak Amounts =				0.4807	
2	4.004	4.004	0.000	28901321	0.5000	0.4765	
2	4.574	4.575	-0.001	24427607	0.5000	0.4915	
2	5.128	5.126	0.002	48677120	0.5000	0.5229	
2	5.282	5.280	0.002	21634360	0.5000	0.4874	
2	5.558	5.556	0.002	10467217	0.5000	0.5000	
		Average of Peak Amounts =				0.4956	
						RPD = 3.07	

Reagents:

SG1232ICV@.5_00001 Amount Added: 1.00 Units: mL

Report Date: 01-Oct-2019 08:36:55 Chrom Revision: 2.3 17-Sep-2019 16:19:08

Eurofins TestAmerica, Canton

Data File: \\chromna\Canton\ChromData\A2HP11\20190926-91426.b\P11092635.D

Injection Date:	26-Sep-2019 19:56:44	Instrument ID:	A2HP11	Operator ID:	
Lims ID:	icv 1232			Worklist Smp#:	35
Client ID:					
Injection Vol:	1.0 ul	Dil. Factor:	1.0000	ALS Bottle#:	35
Method:	PCB11 IS	Limit Group:	GC 8082A IS		

Column: CLP-1 0.53mm ID (0.53 mm) Y Scaling: Method Defined: Set to Absolute Y Value

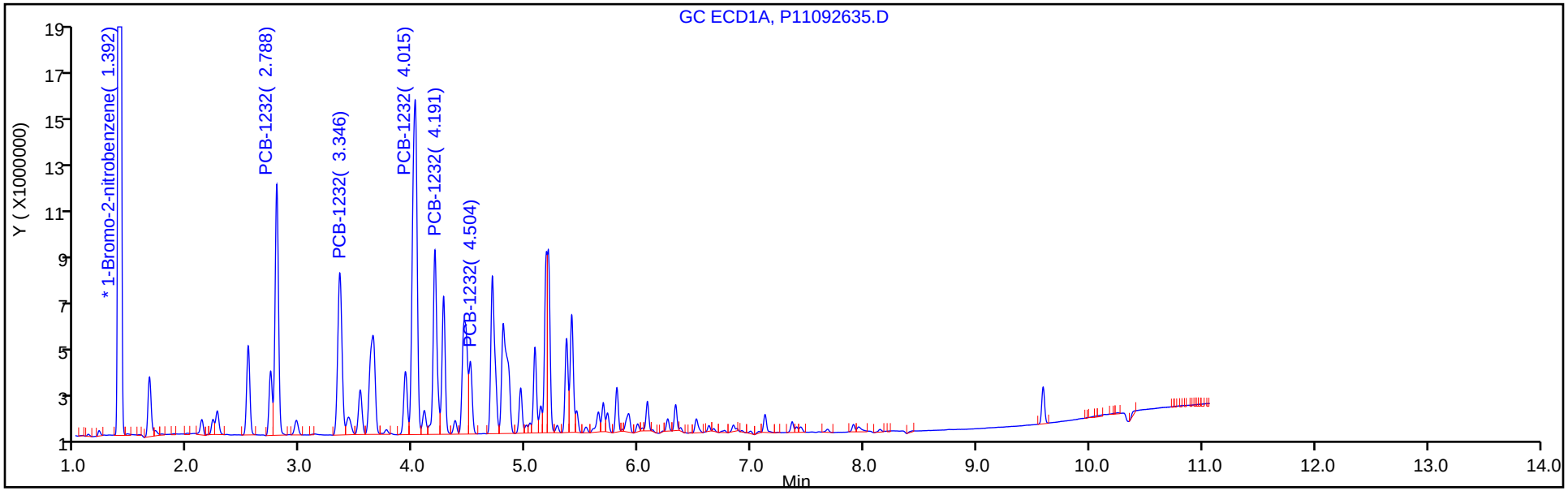

Column: CLP-2 0.53mm ID (0.53 mm) Y Scaling: Method Defined: Set to Absolute Y Value

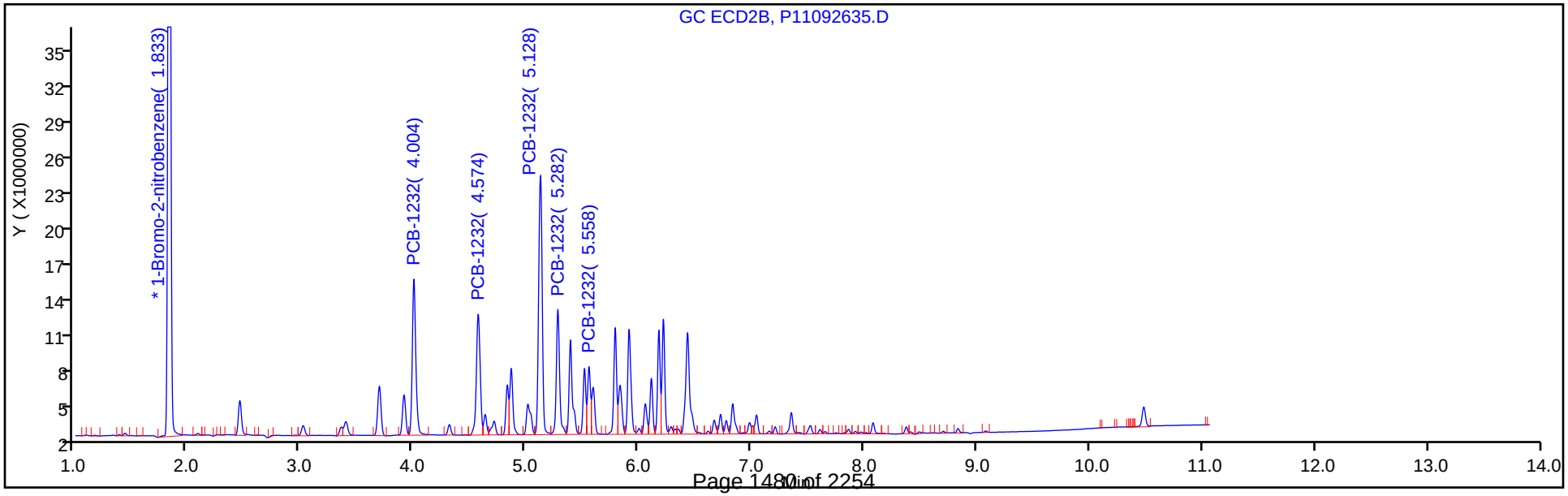

FORM VII
PCBS CONTINUING CALIBRATION DATA

Lab Name: Eurofins TestAmerica, Canton Job No.: 240-124062-1

SDG No.:

Lab Sample ID: ICV 240-402587/36 Calibration Date: 09/26/2019 20:11

Instrument ID: A2HP11 Calib Start Date: 09/26/2019 13:50

GC Column: CLP-1 (0.53mm) ID: 0.53(mm) Calib End Date: 09/26/2019 15:03

Lab File ID: P11092636.D Conc. Units: ng/uL

ANALYTE	CURVE TYPE	AVE RRF	RRF	MIN RRF	CALC AMOUNT	SPIKE AMOUNT	%D	MAX %D
PCB-1242 Peak 1	Ave	0.0152	0.0146		0.483	0.500	-3.5	20.0
PCB-1242 Peak 2	Ave	0.0265	0.0256		0.483	0.500	-3.5	20.0
PCB-1242 Peak 3	Ave	0.0586	0.0583		0.497	0.500	-0.6	20.0
PCB-1242 Peak 4	Ave	0.0271	0.0263		0.485	0.500	-3.0	20.0
PCB-1242 Peak 5	Ave	0.0099	0.0096		0.483	0.500	-3.5	20.0

FORM VII
PCBS CONTINUING CALIBRATION RETENTION TIME SUMMARY

Lab Name: Eurofins TestAmerica, Canton Job No.: 240-124062-1

SDG No.:

Lab Sample ID: ICV 240-402587/36 Calibration Date: 09/26/2019 20:11

Instrument ID: A2HP11 Calib Start Date: 09/26/2019 13:50

GC Column: CLP-1 (0.53mm) ID: 0.53(mm) Calib End Date: 09/26/2019 15:03

Lab File ID: P11092636.D

Analyte	RT	RT WINDOW	
		FROM	TO
PCB-1242 Peak 1	2.79	2.77	2.81
PCB-1242 Peak 2	3.35	3.33	3.37
PCB-1242 Peak 3	4.02	4.00	4.04
PCB-1242 Peak 4	4.19	4.17	4.21
PCB-1242 Peak 5	4.51	4.49	4.53

Eurofins TestAmerica, Canton
Target Compound Quantitation Report

Data File: \\chromna\Canton\ChromData\A2HP11\20190926-91426.b\P11092636.D
Lims ID: icv 1242
Client ID:
Sample Type: ICV
Inject. Date: 26-Sep-2019 20:11:20 ALS Bottle#: 36 Worklist Smp#: 36
Injection Vol: 1.0 ul Dil. Factor: 1.0000
Sample Info: 240-0091426-036
Operator ID: Instrument ID: A2HP11
Sublist:

Method: \\chromna\Canton\ChromData\A2HP11\20190926-91426.b\PCB11 IS.m
Limit Group: GC 8082A IS
Last Update: 01-Oct-2019 08:36:30 Calib Date: 26-Sep-2019 19:27:31
Integrator: Falcon
Quant Method: Internal Standard Quant By: Initial Calibration
Last ICal File: \\chromna\Canton\ChromData\A2HP11\20190926-91426.b\P11092633.D

Column 1 : CLP-1 0.53mm ID (0.53 mm) Det: GC ECD1A
Column 2 : CLP-2 0.53mm ID (0.53 mm) Det: GC ecd2b
Process Host: CTX0305

First Level Reviewer: grantk Date: 01-Oct-2019 08:27:37

Col	RT (min.)	Exp RT (min.)	Dlt RT (min.)	Response	Cal Amt ng/ul	OnCol Amt ng/ul	Flags
* 14 1-Bromo-2-nitrobenzene							
1	1.391	1.393	-0.002	113308921	0.0500	0.0500	
2	1.833	1.834	-0.001	127886133	0.0500	0.0500	
5 PCB-1242							
1	2.787	2.788	-0.001	16570946	0.5000	0.4825	
1	3.346	3.348	-0.002	28979790	0.5000	0.4825	
1	4.015	4.017	-0.002	66026309	0.5000	0.4968	
1	4.190	4.191	-0.001	29781045	0.5000	0.4850	
1	4.506	4.506	0.000	10824249	0.5000	0.4826	
		Average of Peak Amounts =				0.4859	
2	4.005	4.003	0.002	20978008	0.5000	0.4990	
2	4.575	4.573	0.002	37877489	0.5000	0.4959	
2	5.127	5.125	0.002	79623969	0.5000	0.5069	
2	5.281	5.279	0.002	35424717	0.5000	0.4989	
2	5.558	5.555	0.003	18935404	0.5000	0.4971	
		Average of Peak Amounts =				0.4996	
						RPD = 2.78	

Reagents:

SG1242ICV@.5_00002 Amount Added: 1.00 Units: mL

Report Date: 01-Oct-2019 08:37:10 Chrom Revision: 2.3 17-Sep-2019 16:19:08

Eurofins TestAmerica, Canton

Data File: \\chromna\Canton\ChromData\A2HP11\20190926-91426.b\P11092636.D

Injection Date:	26-Sep-2019 20:11:20	Instrument ID:	A2HP11	Operator ID:	
Lims ID:	icv 1242			Worklist Smp#:	36
Client ID:					
Injection Vol:	1.0 ul	Dil. Factor:	1.0000	ALS Bottle#:	36
Method:	PCB11 IS	Limit Group:	GC 8082A IS		

Column: CLP-1 0.53mm ID (0.53 mm) Y Scaling: Method Defined: Set to Absolute Y Value

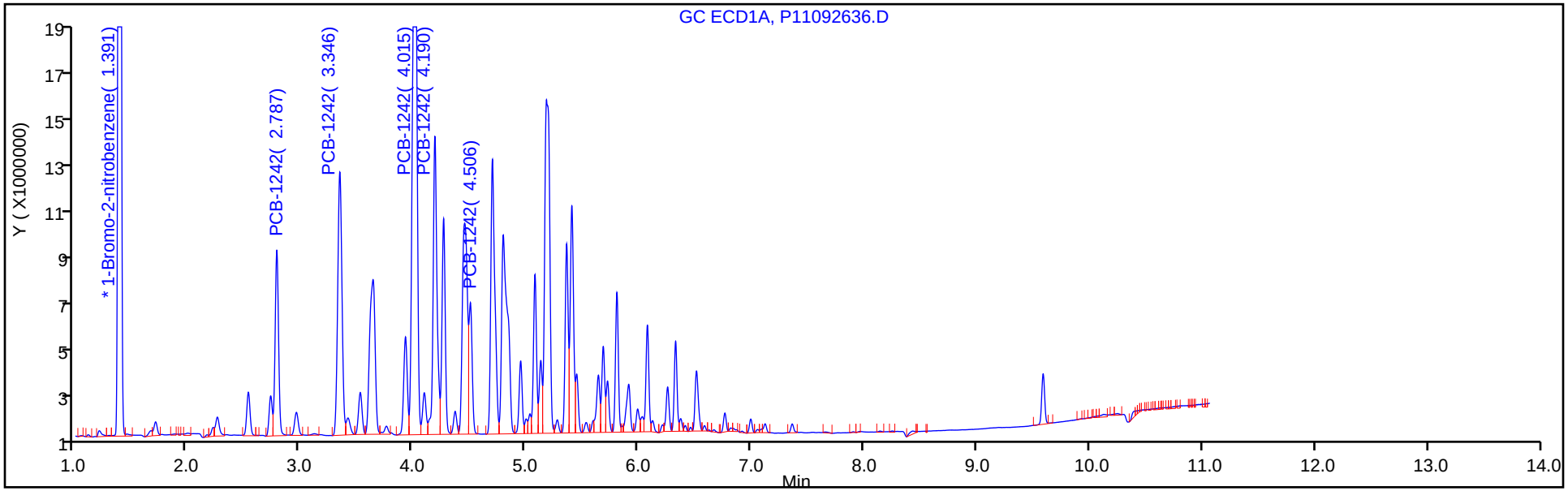

Column: CLP-2 0.53mm ID (0.53 mm) Y Scaling: Method Defined: Set to Absolute Y Value

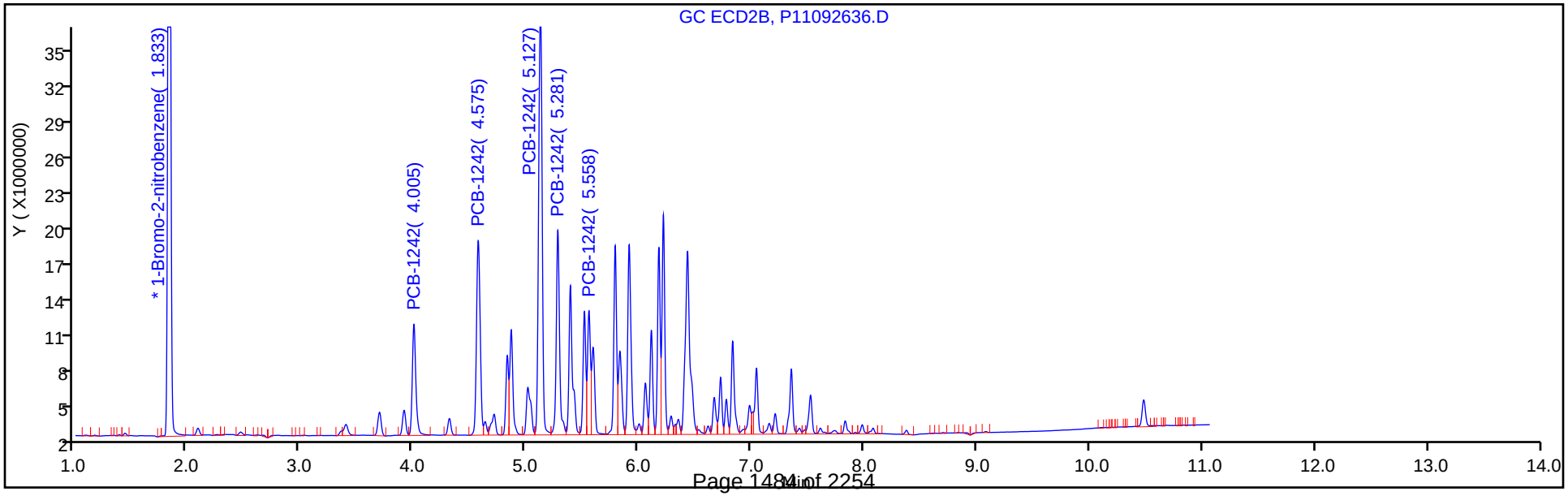

FORM VII
PCBS CONTINUING CALIBRATION DATA

Lab Name: Eurofins TestAmerica, Canton Job No.: 240-124062-1

SDG No.:

Lab Sample ID: ICV 240-402587/36 Calibration Date: 09/26/2019 20:11

Instrument ID: A2HP11 Calib Start Date: 09/26/2019 13:50

GC Column: CLP-2 (0.53mm) ID: 0.53(mm) Calib End Date: 09/26/2019 15:03

Lab File ID: P11092636.D Conc. Units: ng/uL

ANALYTE	CURVE TYPE	AVE RRF	RRF	MIN RRF	CALC AMOUNT	SPIKE AMOUNT	%D	MAX %D
PCB-1242 Peak 1	Ave	0.0164	0.0164		0.499	0.500	-0.2	20.0
PCB-1242 Peak 2	Ave	0.0299	0.0296		0.496	0.500	-0.8	20.0
PCB-1242 Peak 3	Ave	0.0614	0.0623		0.507	0.500	1.4	20.0
PCB-1242 Peak 4	Ave	0.0278	0.0277		0.499	0.500	-0.2	20.0
PCB-1242 Peak 5	Ave	0.0149	0.0148		0.497	0.500	-0.6	20.0

FORM VII
PCBS CONTINUING CALIBRATION RETENTION TIME SUMMARY

Lab Name: Eurofins TestAmerica, Canton Job No.: 240-124062-1

SDG No.:

Lab Sample ID: ICV 240-402587/36 Calibration Date: 09/26/2019 20:11

Instrument ID: A2HP11 Calib Start Date: 09/26/2019 13:50

GC Column: CLP-2 (0.53mm) ID: 0.53(mm) Calib End Date: 09/26/2019 15:03

Lab File ID: P11092636.D

Analyte	RT	RT WINDOW	
		FROM	TO
PCB-1242 Peak 1	4.01	3.98	4.02
PCB-1242 Peak 2	4.58	4.55	4.59
PCB-1242 Peak 3	5.13	5.11	5.14
PCB-1242 Peak 4	5.28	5.26	5.30
PCB-1242 Peak 5	5.56	5.54	5.57

Eurofins TestAmerica, Canton
Target Compound Quantitation Report

Data File: \\chromna\Canton\ChromData\A2HP11\20190926-91426.b\P11092636.D
Lims ID: icv 1242
Client ID:
Sample Type: ICV
Inject. Date: 26-Sep-2019 20:11:20 ALS Bottle#: 36 Worklist Smp#: 36
Injection Vol: 1.0 ul Dil. Factor: 1.0000
Sample Info: 240-0091426-036
Operator ID: Instrument ID: A2HP11
Sublist:

Method: \\chromna\Canton\ChromData\A2HP11\20190926-91426.b\PCB11 IS.m
Limit Group: GC 8082A IS
Last Update: 01-Oct-2019 08:36:30 Calib Date: 26-Sep-2019 19:27:31
Integrator: Falcon
Quant Method: Internal Standard Quant By: Initial Calibration
Last ICal File: \\chromna\Canton\ChromData\A2HP11\20190926-91426.b\P11092633.D

Column 1 : CLP-1 0.53mm ID (0.53 mm) Det: GC ECD1A
Column 2 : CLP-2 0.53mm ID (0.53 mm) Det: GC ecd2b
Process Host: CTX0305

First Level Reviewer: grantk Date: 01-Oct-2019 08:27:37

Col	RT (min.)	Exp RT (min.)	Dlt RT (min.)	Response	Cal Amt ng/ul	OnCol Amt ng/ul	Flags
* 14 1-Bromo-2-nitrobenzene							
1	1.391	1.393	-0.002	113308921	0.0500	0.0500	
2	1.833	1.834	-0.001	127886133	0.0500	0.0500	
5 PCB-1242							
1	2.787	2.788	-0.001	16570946	0.5000	0.4825	
1	3.346	3.348	-0.002	28979790	0.5000	0.4825	
1	4.015	4.017	-0.002	66026309	0.5000	0.4968	
1	4.190	4.191	-0.001	29781045	0.5000	0.4850	
1	4.506	4.506	0.000	10824249	0.5000	0.4826	
		Average of Peak Amounts =				0.4859	
2	4.005	4.003	0.002	20978008	0.5000	0.4990	
2	4.575	4.573	0.002	37877489	0.5000	0.4959	
2	5.127	5.125	0.002	79623969	0.5000	0.5069	
2	5.281	5.279	0.002	35424717	0.5000	0.4989	
2	5.558	5.555	0.003	18935404	0.5000	0.4971	
		Average of Peak Amounts =				0.4996	
						RPD = 2.78	

Reagents:

SG1242ICV@.5_00002 Amount Added: 1.00 Units: mL

Report Date: 01-Oct-2019 08:37:10 Chrom Revision: 2.3 17-Sep-2019 16:19:08

Eurofins TestAmerica, Canton

Data File: \\chromna\Canton\ChromData\A2HP11\20190926-91426.b\P11092636.D

Injection Date:	26-Sep-2019 20:11:20	Instrument ID:	A2HP11	Operator ID:	
Lims ID:	icv 1242			Worklist Smp#:	36
Client ID:					
Injection Vol:	1.0 ul	Dil. Factor:	1.0000	ALS Bottle#:	36
Method:	PCB11 IS	Limit Group:	GC 8082A IS		

Column: CLP-1 0.53mm ID (0.53 mm) Y Scaling: Method Defined: Set to Absolute Y Value

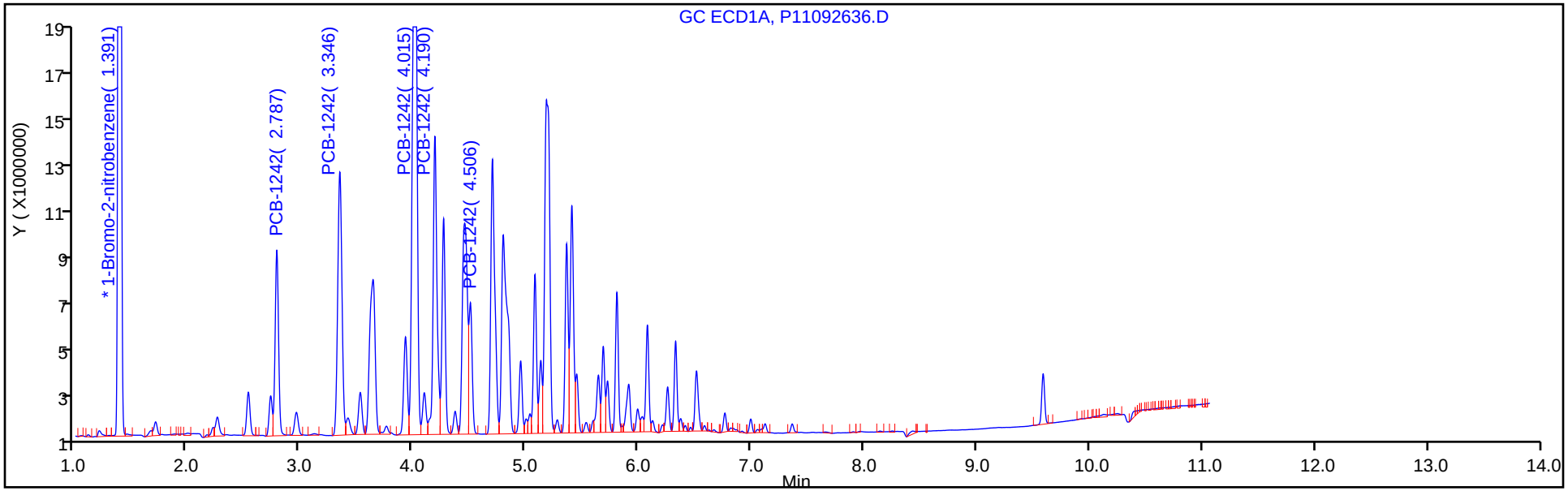

Column: CLP-2 0.53mm ID (0.53 mm) Y Scaling: Method Defined: Set to Absolute Y Value

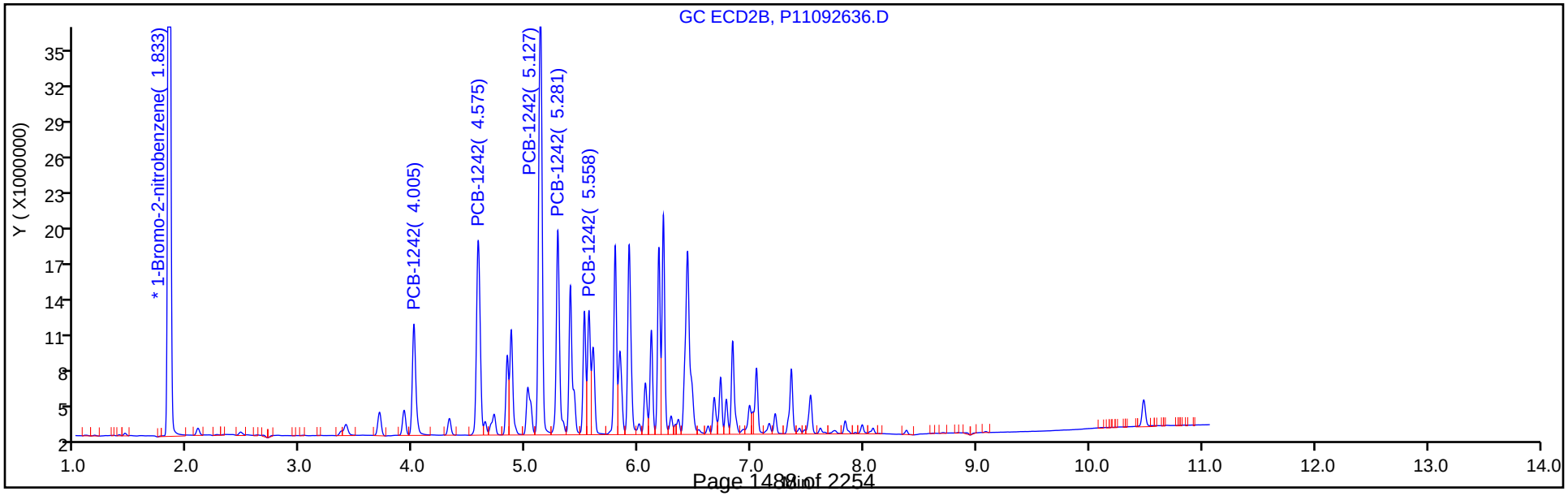

FORM VII
PCBS CONTINUING CALIBRATION DATA

Lab Name: Eurofins TestAmerica, Canton Job No.: 240-124062-1

SDG No.:

Lab Sample ID: ICV 240-402587/37 Calibration Date: 09/26/2019 20:25

Instrument ID: A2HP11 Calib Start Date: 09/26/2019 15:18

GC Column: CLP-1 (0.53mm) ID: 0.53(mm) Calib End Date: 09/26/2019 16:31

Lab File ID: P11092637.D Conc. Units: ng/uL

ANALYTE	CURVE TYPE	AVE RRF	RRF	MIN RRF	CALC AMOUNT	SPIKE AMOUNT	%D	MAX %D
PCB-1248 Peak 1	Ave	0.0151	0.0148		0.492	0.500	-1.5	20.0
PCB-1248 Peak 2	Ave	0.0396	0.0441		0.557	0.500	11.4	20.0
PCB-1248 Peak 3	Ave	0.0307	0.0349		0.568	0.500	13.6	20.0
PCB-1248 Peak 4	Ave	0.0198	0.0204		0.515	0.500	3.0	20.0
PCB-1248 Peak 5	Ave	0.0132	0.0154		0.582	0.500	16.4	20.0

FORM VII
PCBS CONTINUING CALIBRATION RETENTION TIME SUMMARY

Lab Name: Eurofins TestAmerica, Canton Job No.: 240-124062-1

SDG No.:

Lab Sample ID: ICV 240-402587/37 Calibration Date: 09/26/2019 20:25

Instrument ID: A2HP11 Calib Start Date: 09/26/2019 15:18

GC Column: CLP-1 (0.53mm) ID: 0.53(mm) Calib End Date: 09/26/2019 16:31

Lab File ID: P11092637.D

Analyte	RT	RT WINDOW	
		FROM	TO
PCB-1248 Peak 1	3.35	3.33	3.36
PCB-1248 Peak 2	4.70	4.68	4.72
PCB-1248 Peak 3	5.41	5.39	5.43
PCB-1248 Peak 4	5.81	5.79	5.83
PCB-1248 Peak 5	6.33	6.31	6.35

Eurofins TestAmerica, Canton
Target Compound Quantitation Report

Data File: \\chromna\Canton\ChromData\A2HP11\20190926-91426.b\P11092637.D
Lims ID: icv 1248
Client ID:
Sample Type: ICV
Inject. Date: 26-Sep-2019 20:25:58 ALS Bottle#: 37 Worklist Smp#: 37
Injection Vol: 1.0 ul Dil. Factor: 1.0000
Sample Info: 240-0091426-037
Operator ID: Instrument ID: A2HP11
Sublist:

Method: \\chromna\Canton\ChromData\A2HP11\20190926-91426.b\PCB11 IS.m
Limit Group: GC 8082A IS
Last Update: 01-Oct-2019 08:36:30 Calib Date: 26-Sep-2019 19:27:31
Integrator: Falcon
Quant Method: Internal Standard Quant By: Initial Calibration
Last ICal File: \\chromna\Canton\ChromData\A2HP11\20190926-91426.b\P11092633.D

Column 1 : CLP-1 0.53mm ID (0.53 mm) Det: GC ECD1A
Column 2 : CLP-2 0.53mm ID (0.53 mm) Det: GC ecd2b
Process Host: CTX0305

First Level Reviewer: hassl Date: 27-Sep-2019 07:41:20

Col	RT (min.)	Exp RT (min.)	Dlt RT (min.)	Response	Cal Amt ng/ul	OnCol Amt ng/ul	Flags
* 14 1-Bromo-2-nitrobenzene							
1	1.391	1.393	-0.003	116579285	0.0500	0.0500	
2	1.832	1.834	-0.002	130546994	0.0500	0.0500	
7 PCB-1248							M
1	3.346	3.345	0.001	17276292	0.5000	0.4923	
1	4.701	4.700	0.001	51394806	0.5000	0.5570	M
1	5.405	5.407	-0.002	40685540	0.5000	0.5678	M
1	5.805	5.806	-0.001	23753610	0.5000	0.5150	M
1	6.327	6.327	0.000	17979501	0.5000	0.5821	M
		Average of Peak Amounts =				0.5428	
2	4.572	4.571	0.001	23514558	0.5000	0.5182	
2	5.124	5.123	0.001	66671191	0.5000	0.6237	
2	5.910	5.912	-0.002	59744539	0.5000	0.6002	
2	6.214	6.216	-0.002	67939966	0.5000	0.6258	
2	6.830	6.831	-0.001	33355739	0.5000	0.5539	
		Average of Peak Amounts =				0.5844	
					RPD =	7.37	

QC Flag Legend

Review Flags
M - Manually Integrated

Reagents:

SG1248ICV@.5_00002 Amount Added: 1.00 Units: mL

Report Date: 01-Oct-2019 08:37:22 Chrom Revision: 2.3 17-Sep-2019 16:19:08

Eurofins TestAmerica, Canton

Data File: \\chromna\Canton\ChromData\A2HP11\20190926-91426.b\P11092637.D

Injection Date:	26-Sep-2019 20:25:58	Instrument ID:	A2HP11	Operator ID:	
Lims ID:	icv 1248			Worklist Smp#:	37
Client ID:					
Injection Vol:	1.0 ul	Dil. Factor:	1.0000	ALS Bottle#:	37
Method:	PCB11 IS	Limit Group:	GC 8082A IS		

Column: CLP-1 0.53mm ID (0.53 mm) Y Scaling: Method Defined: Set to Absolute Y Value

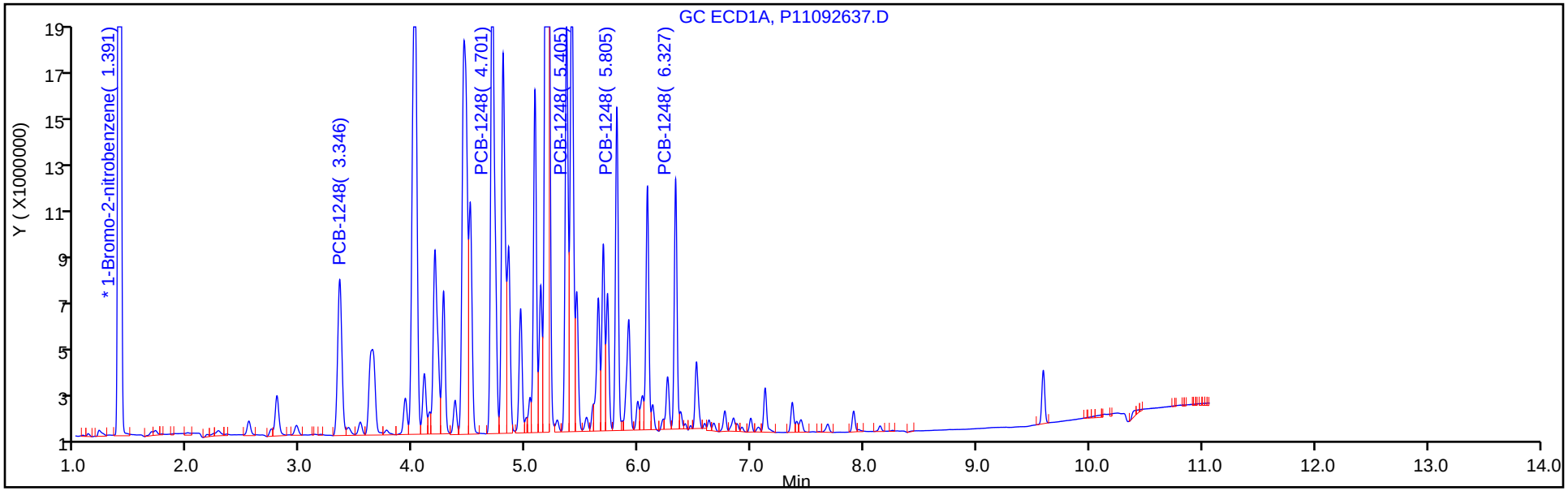

Column: CLP-2 0.53mm ID (0.53 mm) Y Scaling: Method Defined: Set to Absolute Y Value

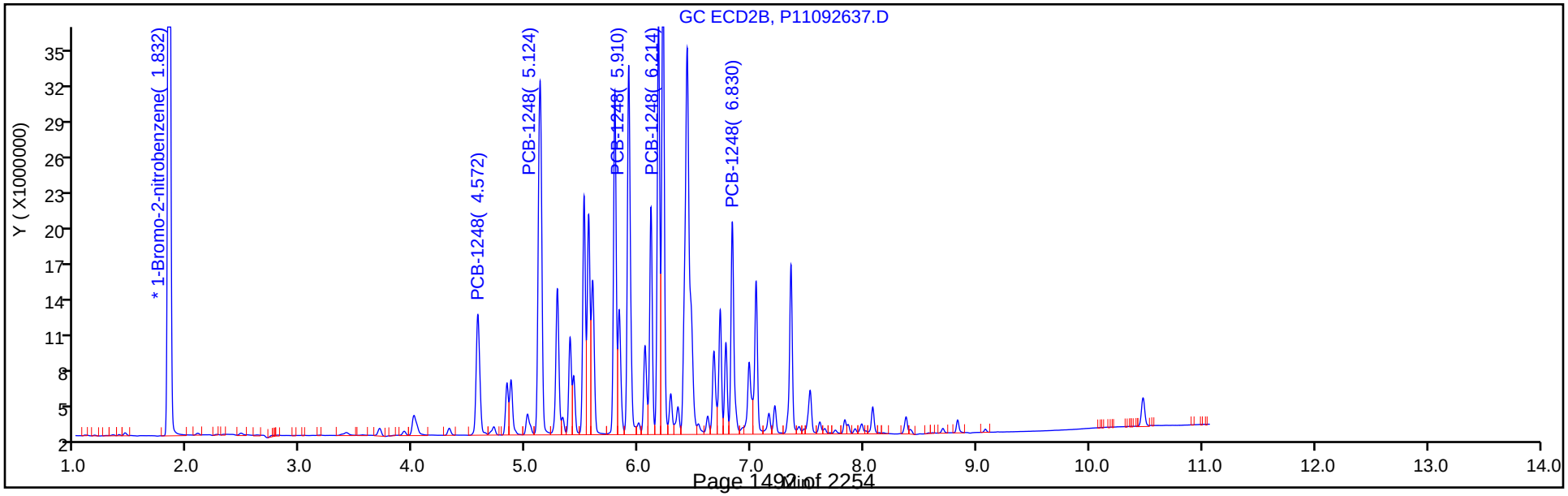

Report Date: 01-Oct-2019 08:37:22 Chrom Revision: 2.3 17-Sep-2019 16:19:08

Eurofins TestAmerica, Canton

Data File: \\chromna\Canton\ChromData\A2HP11\20190926-91426.b\P11092637.D

Injection Date: 26-Sep-2019 20:25:58 Instrument ID: A2HP11

Lims ID: icv 1248

Client ID:

Operator ID: ALS Bottle#: 37 Worklist Smp#: 37

Injection Vol: 1.0 ul Dil. Factor: 1.0000

Method: PCB11 IS Limit Group: GC 8082A IS

Column: CLP-1 0.53mm ID (0.53 mm) Detector GC ECD1A

7 PCB-1248, CAS: 12672-29-6

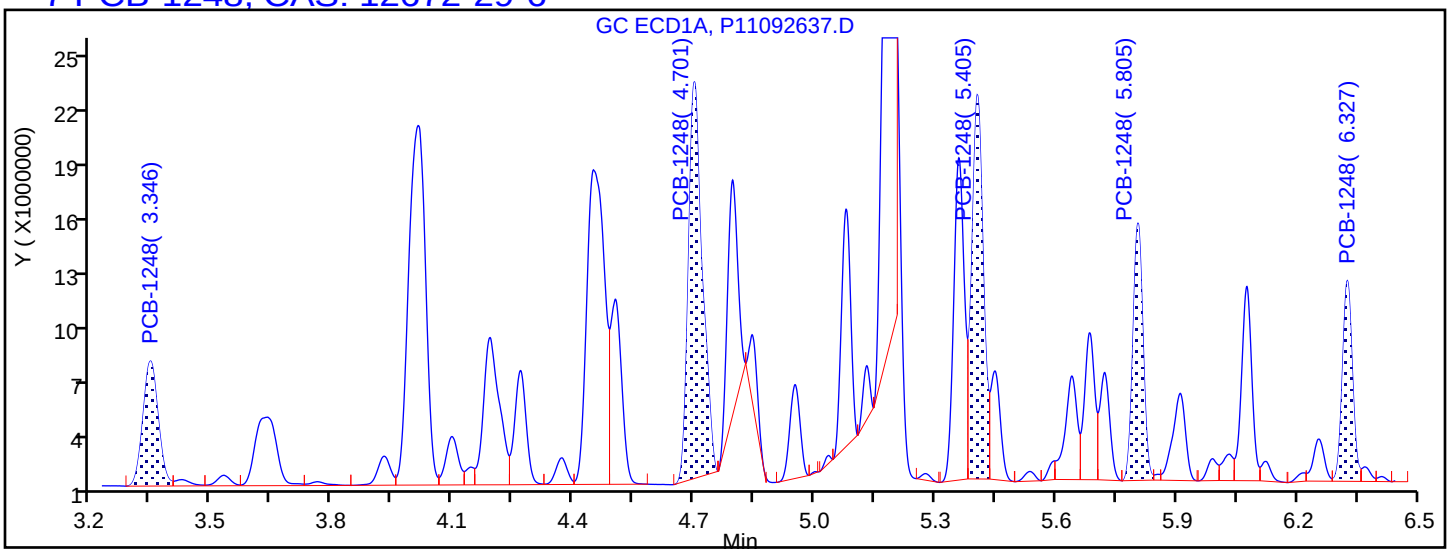

Processing Integration Results

3.346	Response = 17276292	
4.701	Response = 49184525	
5.405	Response = 40014140	
5.805	Response = 23351261	
6.327	Response = 18079912	

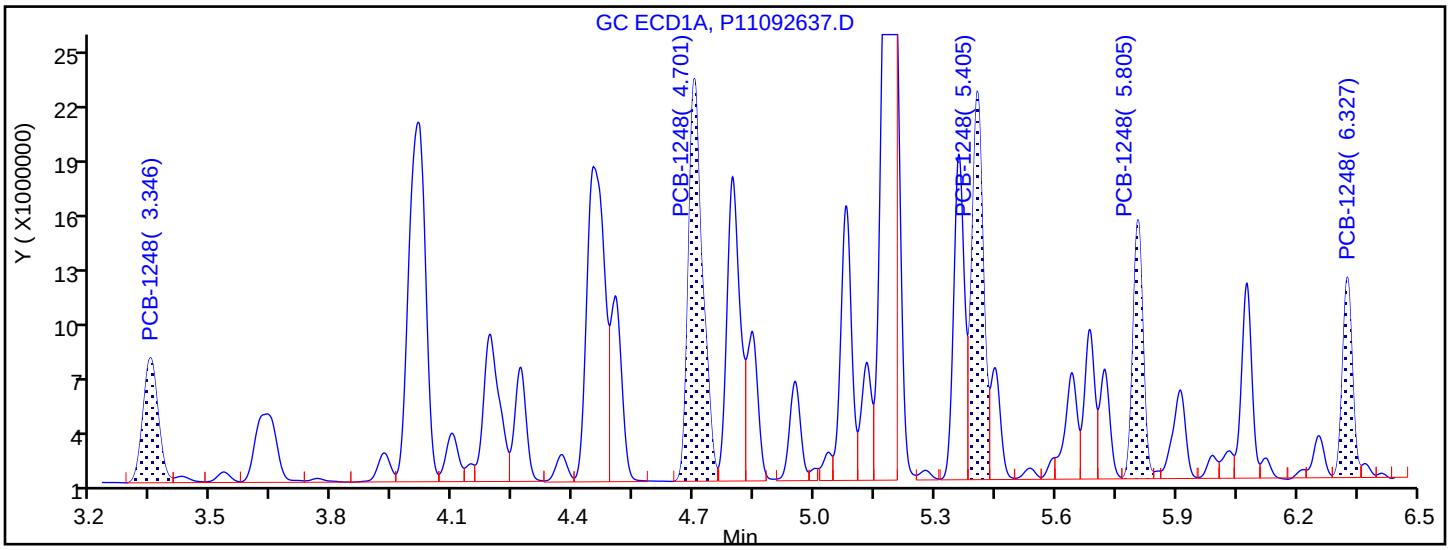

Manual Integration Results

3.346	Response = 17276292	
4.701	Response = 51394806	M
5.405	Response = 40685540	M
5.805	Response = 23753610	M
6.327	Response = 17979501	M

Reviewer: hassl, 27-Sep-2019 07:41:12

Audit Action: Assigned New Baseline Audit Reason: Baseline Smoothing

FORM VII
PCBS CONTINUING CALIBRATION DATA

Lab Name: Eurofins TestAmerica, Canton Job No.: 240-124062-1

SDG No.:

Lab Sample ID: ICV 240-402587/37 Calibration Date: 09/26/2019 20:25

Instrument ID: A2HP11 Calib Start Date: 09/26/2019 15:18

GC Column: CLP-2 (0.53mm) ID: 0.53(mm) Calib End Date: 09/26/2019 16:31

Lab File ID: P11092637.D Conc. Units: ng/uL

ANALYTE	CURVE TYPE	AVE RRF	RRF	MIN RRF	CALC AMOUNT	SPIKE AMOUNT	%D	MAX %D
PCB-1248 Peak 1	Ave	0.0174	0.0180		0.518	0.500	3.6	20.0
PCB-1248 Peak 2	Ave	0.0409	0.0511		0.624	0.500	24.7*	20.0
PCB-1248 Peak 3	Ave	0.0381	0.0458		0.600	0.500	20.0	20.0
PCB-1248 Peak 4	Ave	0.0416	0.0520		0.626	0.500	25.2*	20.0
PCB-1248 Peak 5	Ave	0.0231	0.0256		0.554	0.500	10.8	20.0

FORM VII
PCBS CONTINUING CALIBRATION RETENTION TIME SUMMARY

Lab Name: Eurofins TestAmerica, Canton Job No.: 240-124062-1

SDG No.:

Lab Sample ID: ICV 240-402587/37 Calibration Date: 09/26/2019 20:25

Instrument ID: A2HP11 Calib Start Date: 09/26/2019 15:18

GC Column: CLP-2 (0.53mm) ID: 0.53(mm) Calib End Date: 09/26/2019 16:31

Lab File ID: P11092637.D

Analyte	RT	RT WINDOW	
		FROM	TO
PCB-1248 Peak 1	4.57	4.55	4.59
PCB-1248 Peak 2	5.12	5.10	5.14
PCB-1248 Peak 3	5.91	5.89	5.93
PCB-1248 Peak 4	6.21	6.20	6.24
PCB-1248 Peak 5	6.83	6.81	6.85

Eurofins TestAmerica, Canton
Target Compound Quantitation Report

Data File: \\chromna\Canton\ChromData\A2HP11\20190926-91426.b\P11092637.D
Lims ID: icv 1248
Client ID:
Sample Type: ICV
Inject. Date: 26-Sep-2019 20:25:58 ALS Bottle#: 37 Worklist Smp#: 37
Injection Vol: 1.0 ul Dil. Factor: 1.0000
Sample Info: 240-0091426-037
Operator ID: Instrument ID: A2HP11
Sublist:

Method: \\chromna\Canton\ChromData\A2HP11\20190926-91426.b\PCB11 IS.m
Limit Group: GC 8082A IS
Last Update: 01-Oct-2019 08:36:30 Calib Date: 26-Sep-2019 19:27:31
Integrator: Falcon
Quant Method: Internal Standard Quant By: Initial Calibration
Last ICal File: \\chromna\Canton\ChromData\A2HP11\20190926-91426.b\P11092633.D

Column 1 : CLP-1 0.53mm ID (0.53 mm) Det: GC ECD1A
Column 2 : CLP-2 0.53mm ID (0.53 mm) Det: GC ecd2b
Process Host: CTX0305

First Level Reviewer: hassl Date: 27-Sep-2019 07:41:20

Col	RT (min.)	Exp RT (min.)	Dlt RT (min.)	Response	Cal Amt ng/ul	OnCol Amt ng/ul	Flags
* 14 1-Bromo-2-nitrobenzene							
1	1.391	1.393	-0.003	116579285	0.0500	0.0500	
2	1.832	1.834	-0.002	130546994	0.0500	0.0500	
7 PCB-1248							M
1	3.346	3.345	0.001	17276292	0.5000	0.4923	
1	4.701	4.700	0.001	51394806	0.5000	0.5570	M
1	5.405	5.407	-0.002	40685540	0.5000	0.5678	M
1	5.805	5.806	-0.001	23753610	0.5000	0.5150	M
1	6.327	6.327	0.000	17979501	0.5000	0.5821	M
		Average of Peak Amounts =				0.5428	
2	4.572	4.571	0.001	23514558	0.5000	0.5182	
2	5.124	5.123	0.001	66671191	0.5000	0.6237	
2	5.910	5.912	-0.002	59744539	0.5000	0.6002	
2	6.214	6.216	-0.002	67939966	0.5000	0.6258	
2	6.830	6.831	-0.001	33355739	0.5000	0.5539	
		Average of Peak Amounts =				0.5844	
					RPD =	7.37	

QC Flag Legend

Review Flags
M - Manually Integrated

Reagents:

SG1248ICV@.5_00002 Amount Added: 1.00 Units: mL

Report Date: 01-Oct-2019 08:37:22 Chrom Revision: 2.3 17-Sep-2019 16:19:08

Eurofins TestAmerica, Canton

Data File: \\chromna\Canton\ChromData\A2HP11\20190926-91426.b\P11092637.D

Injection Date: 26-Sep-2019 20:25:58 Instrument ID: A2HP11 Operator ID:

Lims ID: icv 1248 Worklist Smp#: 37

Client ID:

Injection Vol: 1.0 ul Dil. Factor: 1.0000 ALS Bottle#: 37

Method: PCB11 IS Limit Group: GC 8082A IS

Column: CLP-1 0.53mm ID (0.53 mm) Y Scaling: Method Defined: Set to Absolute Y Value

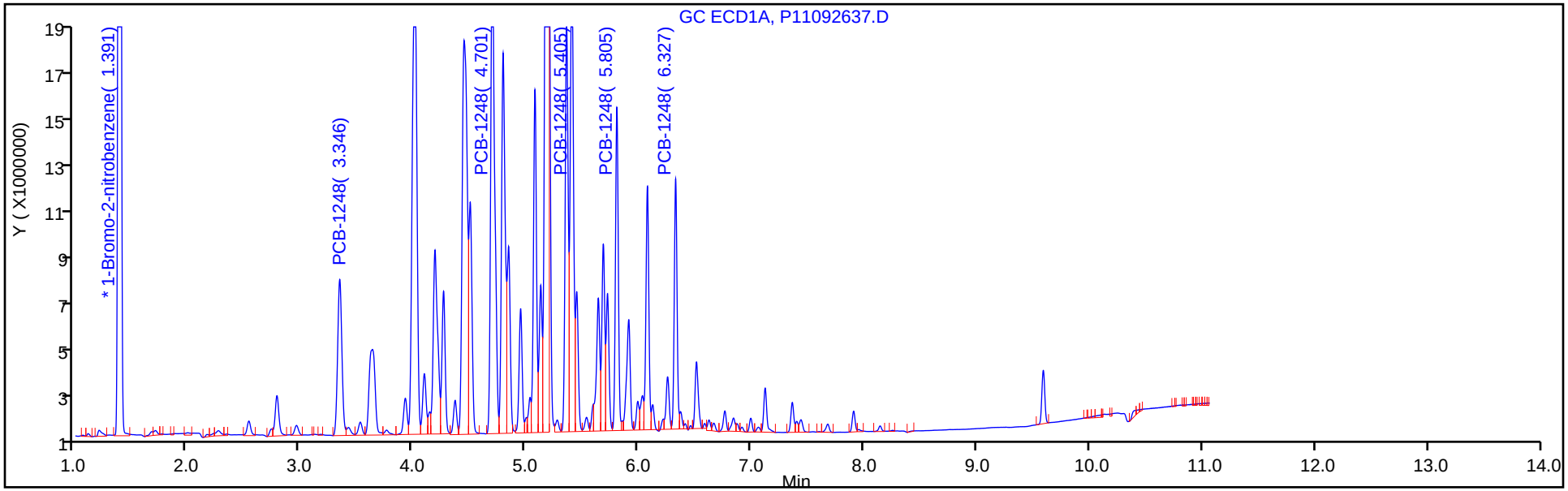

Column: CLP-2 0.53mm ID (0.53 mm) Y Scaling: Method Defined: Set to Absolute Y Value

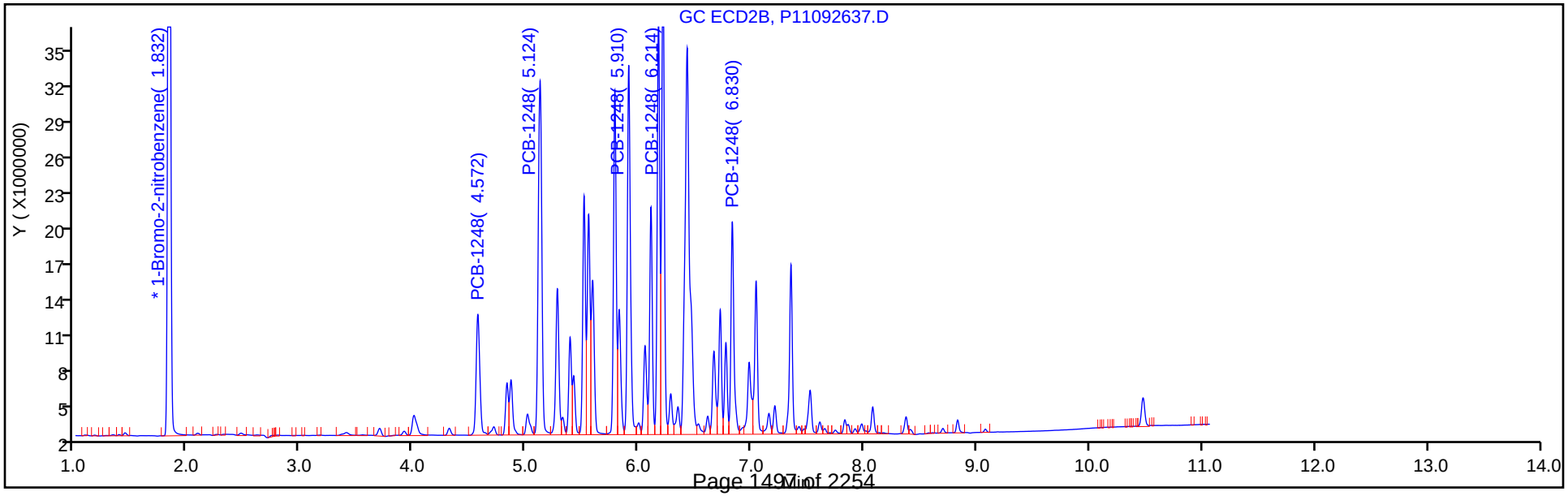

FORM VII
PCBS CONTINUING CALIBRATION DATA

Lab Name: Eurofins TestAmerica, Canton Job No.: 240-124062-1

SDG No.:

Lab Sample ID: ICV 240-402587/38 Calibration Date: 09/26/2019 20:40

Instrument ID: A2HP11 Calib Start Date: 09/26/2019 16:46

GC Column: CLP-1 (0.53mm) ID: 0.53(mm) Calib End Date: 09/26/2019 17:59

Lab File ID: P11092638.D Conc. Units: ng/uL

ANALYTE	CURVE TYPE	AVE RRF	RRF	MIN RRF	CALC AMOUNT	SPIKE AMOUNT	%D	MAX %D
PCB-1254 Peak 1	Ave	0.0454	0.0417		0.459	0.500	-8.2	20.0
PCB-1254 Peak 2	Ave	0.0640	0.0586		0.458	0.500	-8.3	20.0
PCB-1254 Peak 3	Ave	0.0502	0.0464		0.462	0.500	-7.6	20.0
PCB-1254 Peak 4	Ave	0.0420	0.0404		0.481	0.500	-3.9	20.0
PCB-1254 Peak 5	Ave	0.0673	0.0669		0.497	0.500	-0.6	20.0

FORM VII
PCBS CONTINUING CALIBRATION RETENTION TIME SUMMARY

Lab Name: Eurofins TestAmerica, Canton Job No.: 240-124062-1

SDG No.:

Lab Sample ID: ICV 240-402587/38 Calibration Date: 09/26/2019 20:40

Instrument ID: A2HP11 Calib Start Date: 09/26/2019 16:46

GC Column: CLP-1 (0.53mm) ID: 0.53(mm) Calib End Date: 09/26/2019 17:59

Lab File ID: P11092638.D

Analyte	RT	RT WINDOW	
		FROM	TO
PCB-1254 Peak 1	5.41	5.40	5.43
PCB-1254 Peak 2	5.81	5.79	5.83
PCB-1254 Peak 3	6.08	6.06	6.10
PCB-1254 Peak 4	6.26	6.24	6.28
PCB-1254 Peak 5	6.51	6.49	6.53

Eurofins TestAmerica, Canton
Target Compound Quantitation Report

Data File: \\chromna\Canton\ChromData\A2HP11\20190926-91426.b\P11092638.D
Lims ID: icv 1254
Client ID:
Sample Type: ICV
Inject. Date: 26-Sep-2019 20:40:41 ALS Bottle#: 38 Worklist Smp#: 38
Injection Vol: 1.0 ul Dil. Factor: 1.0000
Sample Info: 240-0091426-038
Operator ID: Instrument ID: A2HP11
Sublist:

Method: \\chromna\Canton\ChromData\A2HP11\20190926-91426.b\PCB11 IS.m
Limit Group: GC 8082A IS
Last Update: 01-Oct-2019 08:36:30 Calib Date: 26-Sep-2019 19:27:31
Integrator: Falcon
Quant Method: Internal Standard Quant By: Initial Calibration
Last ICal File: \\chromna\Canton\ChromData\A2HP11\20190926-91426.b\P11092633.D

Column 1 : CLP-1 0.53mm ID (0.53 mm) Det: GC ECD1A
Column 2 : CLP-2 0.53mm ID (0.53 mm) Det: GC ecd2b
Process Host: CTX0305

First Level Reviewer: grantk Date: 01-Oct-2019 08:29:05

Col	RT (min.)	Exp RT (min.)	Dlt RT (min.)	Response	Cal Amt ng/ul	OnCol Amt ng/ul	Flags
* 14 1-Bromo-2-nitrobenzene							
1	1.392	1.393	-0.002	119300561	0.0500	0.0500	
2	1.832	1.834	-0.002	135202715	0.0500	0.0500	
8 PCB-1254							
1	5.413	5.414	-0.001	49758876	0.5000	0.4589	
1	5.805	5.806	-0.001	69959450	0.5000	0.4584	
1	6.075	6.077	-0.002	55380239	0.5000	0.4620	
1	6.256	6.257	-0.001	48203935	0.5000	0.4806	
1	6.512	6.512	0.000	79775321	0.5000	0.4971	
		Average of Peak Amounts =				0.4714	
2	6.210	6.211	-0.001	47302461	0.5000	0.4406	
2	6.403	6.404	-0.001	58001160	0.5000	0.4562	
2	6.829	6.830	-0.001	88721257	0.5000	0.4559	
2	7.041	7.042	-0.001	64339980	0.5000	0.4659	
2	7.520	7.520	0.000	96098865	0.5000	0.4937	
		Average of Peak Amounts =				0.4625	
						RPD = 1.92	

Reagents:

SG2154ICV@.5_00001 Amount Added: 1.00 Units: mL

Report Date: 01-Oct-2019 08:37:30 Chrom Revision: 2.3 17-Sep-2019 16:19:08

Eurofins TestAmerica, Canton

Data File: \\chromna\Canton\ChromData\A2HP11\20190926-91426.b\P11092638.D

Injection Date:	26-Sep-2019 20:40:41	Instrument ID:	A2HP11	Operator ID:	
Lims ID:	icv 1254			Worklist Smp#:	38
Client ID:					
Injection Vol:	1.0 ul	Dil. Factor:	1.0000	ALS Bottle#:	38
Method:	PCB11 IS	Limit Group:	GC 8082A IS		

Column: CLP-1 0.53mm ID (0.53 mm) Y Scaling: Method Defined: Set to Absolute Y Value

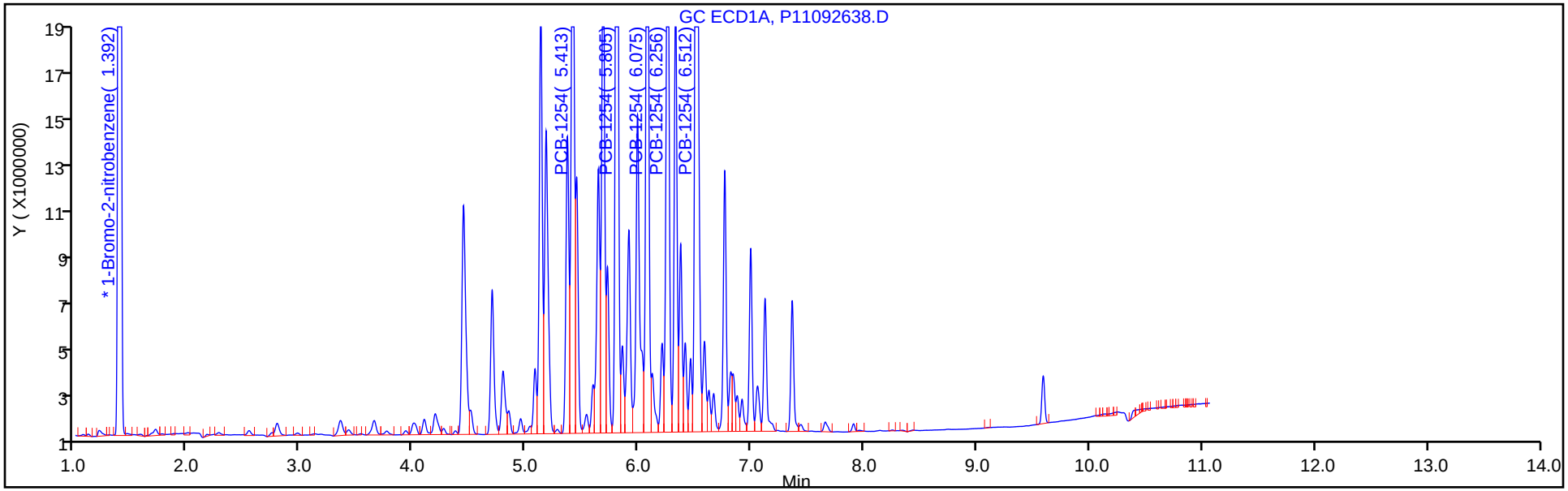

Column: CLP-2 0.53mm ID (0.53 mm) Y Scaling: Method Defined: Set to Absolute Y Value

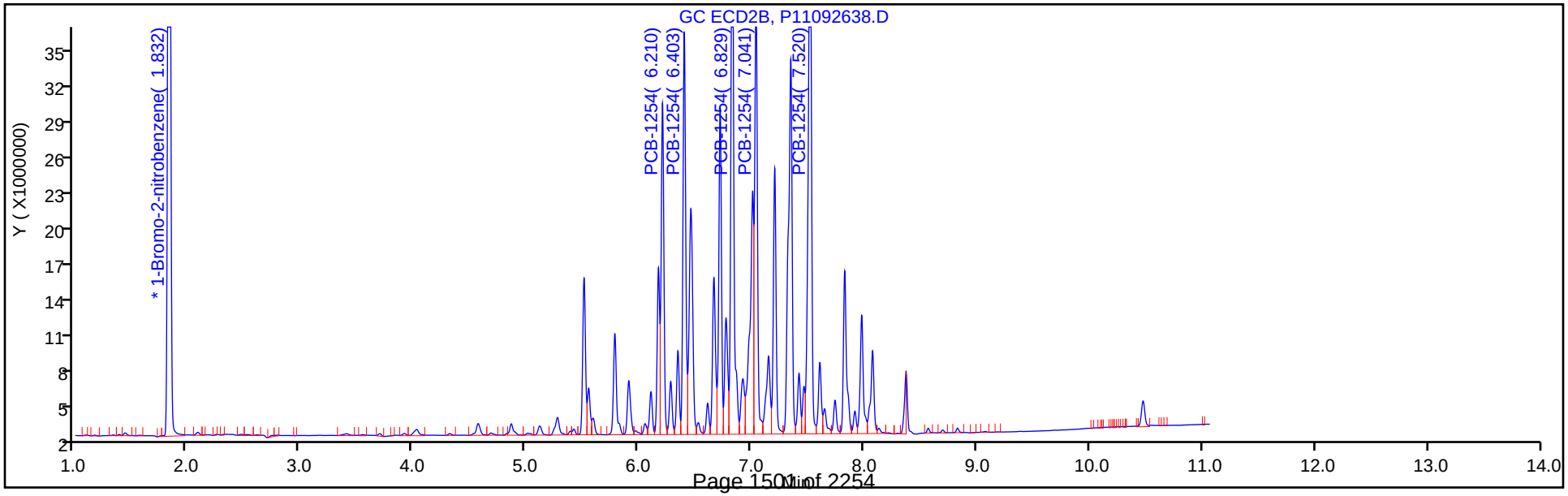

FORM VII
PCBS CONTINUING CALIBRATION DATA

Lab Name: Eurofins TestAmerica, Canton Job No.: 240-124062-1

SDG No.:

Lab Sample ID: ICV 240-402587/38 Calibration Date: 09/26/2019 20:40

Instrument ID: A2HP11 Calib Start Date: 09/26/2019 16:46

GC Column: CLP-2 (0.53mm) ID: 0.53(mm) Calib End Date: 09/26/2019 17:59

Lab File ID: P11092638.D Conc. Units: ng/uL

ANALYTE	CURVE TYPE	AVE RRF	RRF	MIN RRF	CALC AMOUNT	SPIKE AMOUNT	%D	MAX %D
PCB-1254 Peak 1	Ave	0.0397	0.0350		0.441	0.500	-11.9	20.0
PCB-1254 Peak 2	Ave	0.0470	0.0429		0.456	0.500	-8.8	20.0
PCB-1254 Peak 3	Ave	0.0720	0.0656		0.456	0.500	-8.8	20.0
PCB-1254 Peak 4	Ave	0.0511	0.0476		0.466	0.500	-6.8	20.0
PCB-1254 Peak 5	Ave	0.0720	0.0711		0.494	0.500	-1.3	20.0

FORM VII
PCBS CONTINUING CALIBRATION RETENTION TIME SUMMARY

Lab Name: Eurofins TestAmerica, Canton Job No.: 240-124062-1

SDG No.:

Lab Sample ID: ICV 240-402587/38 Calibration Date: 09/26/2019 20:40

Instrument ID: A2HP11 Calib Start Date: 09/26/2019 16:46

GC Column: CLP-2 (0.53mm) ID: 0.53(mm) Calib End Date: 09/26/2019 17:59

Lab File ID: P11092638.D

Analyte	RT	RT WINDOW	
		FROM	TO
PCB-1254 Peak 1	6.21	6.19	6.23
PCB-1254 Peak 2	6.40	6.39	6.42
PCB-1254 Peak 3	6.83	6.81	6.85
PCB-1254 Peak 4	7.04	7.02	7.06
PCB-1254 Peak 5	7.52	7.50	7.54

Eurofins TestAmerica, Canton
Target Compound Quantitation Report

Data File: \\chromna\Canton\ChromData\A2HP11\20190926-91426.b\P11092638.D
Lims ID: icv 1254
Client ID:
Sample Type: ICV
Inject. Date: 26-Sep-2019 20:40:41 ALS Bottle#: 38 Worklist Smp#: 38
Injection Vol: 1.0 ul Dil. Factor: 1.0000
Sample Info: 240-0091426-038
Operator ID: Instrument ID: A2HP11
Sublist:

Method: \\chromna\Canton\ChromData\A2HP11\20190926-91426.b\PCB11 IS.m
Limit Group: GC 8082A IS
Last Update: 01-Oct-2019 08:36:30 Calib Date: 26-Sep-2019 19:27:31
Integrator: Falcon
Quant Method: Internal Standard Quant By: Initial Calibration
Last ICal File: \\chromna\Canton\ChromData\A2HP11\20190926-91426.b\P11092633.D

Column 1 : CLP-1 0.53mm ID (0.53 mm) Det: GC ECD1A
Column 2 : CLP-2 0.53mm ID (0.53 mm) Det: GC ecd2b
Process Host: CTX0305

First Level Reviewer: grantk Date: 01-Oct-2019 08:29:05

Col	RT (min.)	Exp RT (min.)	Dlt RT (min.)	Response	Cal Amt ng/ul	OnCol Amt ng/ul	Flags
* 14 1-Bromo-2-nitrobenzene							
1	1.392	1.393	-0.002	119300561	0.0500	0.0500	
2	1.832	1.834	-0.002	135202715	0.0500	0.0500	
8 PCB-1254							
1	5.413	5.414	-0.001	49758876	0.5000	0.4589	
1	5.805	5.806	-0.001	69959450	0.5000	0.4584	
1	6.075	6.077	-0.002	55380239	0.5000	0.4620	
1	6.256	6.257	-0.001	48203935	0.5000	0.4806	
1	6.512	6.512	0.000	79775321	0.5000	0.4971	
		Average of Peak Amounts =				0.4714	
2	6.210	6.211	-0.001	47302461	0.5000	0.4406	
2	6.403	6.404	-0.001	58001160	0.5000	0.4562	
2	6.829	6.830	-0.001	88721257	0.5000	0.4559	
2	7.041	7.042	-0.001	64339980	0.5000	0.4659	
2	7.520	7.520	0.000	96098865	0.5000	0.4937	
		Average of Peak Amounts =				0.4625	
						RPD = 1.92	

Reagents:

SG2154ICV@.5_00001 Amount Added: 1.00 Units: mL

Report Date: 01-Oct-2019 08:37:31 Chrom Revision: 2.3 17-Sep-2019 16:19:08

Eurofins TestAmerica, Canton

Data File: \\chromna\Canton\ChromData\A2HP11\20190926-91426.b\P11092638.D

Injection Date: 26-Sep-2019 20:40:41 Instrument ID: A2HP11 Operator ID:

Lims ID: icv 1254 Worklist Smp#: 38

Client ID:

Injection Vol: 1.0 ul Dil. Factor: 1.0000 ALS Bottle#: 38

Method: PCB11 IS Limit Group: GC 8082A IS

Column: CLP-1 0.53mm ID (0.53 mm) Y Scaling: Method Defined: Set to Absolute Y Value

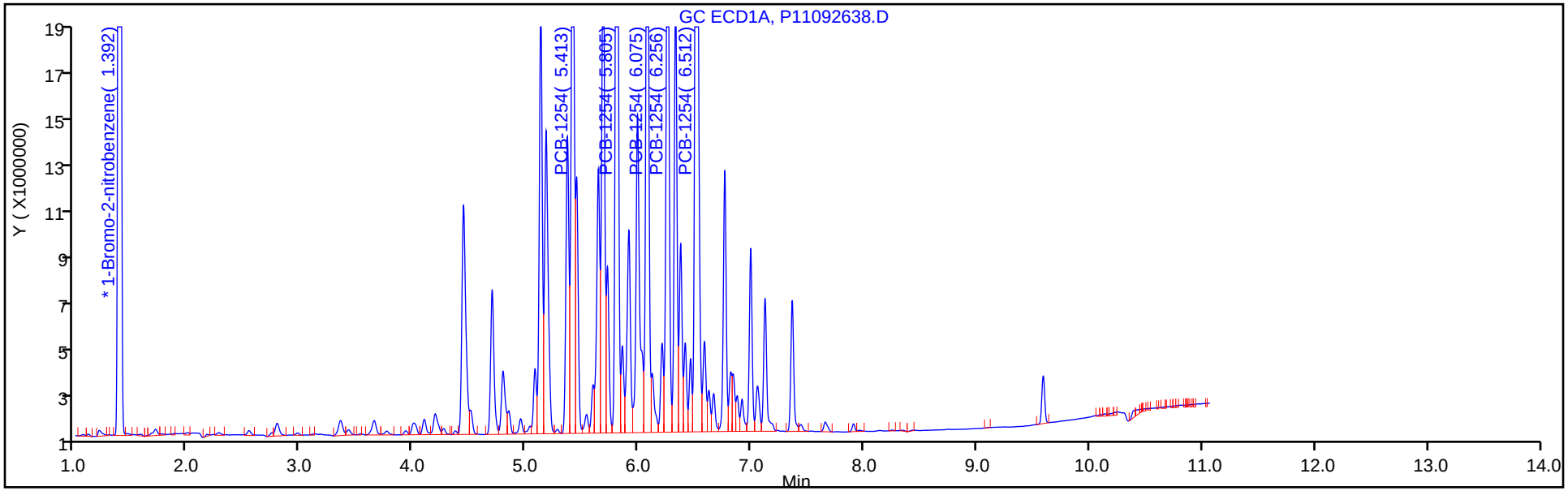

Column: CLP-2 0.53mm ID (0.53 mm) Y Scaling: Method Defined: Set to Absolute Y Value

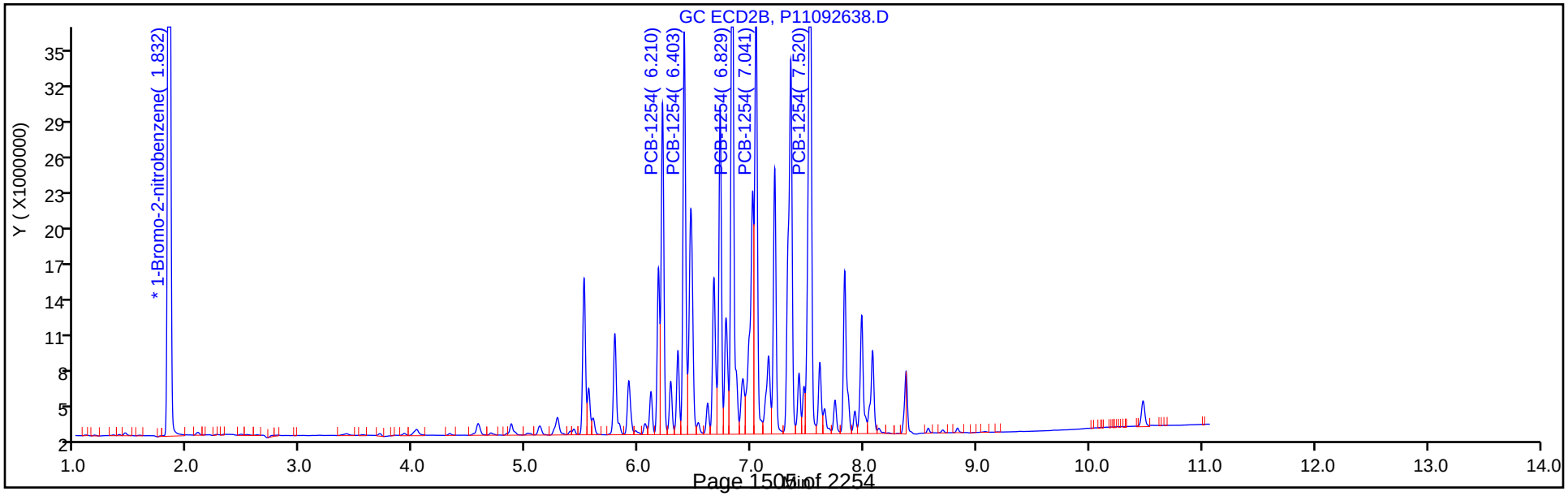

FORM VII
PCBS CONTINUING CALIBRATION DATA

Lab Name: Eurofins TestAmerica, Canton Job No.: 240-124062-1

SDG No.:

Lab Sample ID: ICV 240-402587/39 Calibration Date: 09/26/2019 20:55

Instrument ID: A2HP11 Calib Start Date: 09/26/2019 18:14

GC Column: CLP-1 (0.53mm) ID: 0.53(mm) Calib End Date: 09/26/2019 19:27

Lab File ID: P11092639.D Conc. Units: ng/uL

ANALYTE	CURVE TYPE	AVE RRF	RRF	MIN RRF	CALC AMOUNT	SPIKE AMOUNT	%D	MAX %D
PCB-1016 Peak 1	Ave	0.0182	0.0170		0.467	0.500	-6.5	20.0
PCB-1016 Peak 2	Ave	0.0328	0.0311		0.475	0.500	-5.0	20.0
PCB-1016 Peak 3	Ave	0.0728	0.0744		0.511	0.500	2.2	20.0
PCB-1016 Peak 4	Ave	0.0330	0.0331		0.502	0.500	0.5	20.0
PCB-1016 Peak 5	Ave	0.0126	0.0128		0.508	0.500	1.7	20.0
PCB-1260 Peak 1	Ave	0.0414	0.0454		0.549	0.500	9.8	20.0
PCB-1260 Peak 2	Ave	0.0775	0.0848		0.547	0.500	9.4	20.0
PCB-1260 Peak 3	Ave	0.0479	0.0432		0.451	0.500	-9.9	20.0
PCB-1260 Peak 4	Ave	0.1302	0.1204		0.462	0.500	-7.5	20.0
PCB-1260 Peak 5	Ave	0.0574	0.0584		0.509	0.500	1.7	20.0

FORM VII
PCBS CONTINUING CALIBRATION RETENTION TIME SUMMARY

Lab Name: Eurofins TestAmerica, Canton Job No.: 240-124062-1

SDG No.:

Lab Sample ID: ICV 240-402587/39 Calibration Date: 09/26/2019 20:55

Instrument ID: A2HP11 Calib Start Date: 09/26/2019 18:14

GC Column: CLP-1 (0.53mm) ID: 0.53(mm) Calib End Date: 09/26/2019 19:27

Lab File ID: P11092639.D

Analyte	RT	RT WINDOW	
		FROM	TO
PCB-1016 Peak 1	2.79	2.77	2.81
PCB-1016 Peak 2	3.35	3.33	3.37
PCB-1016 Peak 3	4.02	4.00	4.03
PCB-1016 Peak 4	4.19	4.17	4.21
PCB-1016 Peak 5	4.51	4.49	4.53
PCB-1260 Peak 1	5.99	5.97	6.01
PCB-1260 Peak 2	6.26	6.24	6.28
PCB-1260 Peak 3	6.62	6.60	6.64
PCB-1260 Peak 4	7.12	7.10	7.14
PCB-1260 Peak 5	7.36	7.34	7.38

Eurofins TestAmerica, Canton
Target Compound Quantitation Report

Data File: \\chromna\Canton\ChromData\A2HP11\20190926-91426.b\P11092639.D
Lims ID: icv 1660
Client ID:
Sample Type: ICV
Inject. Date: 26-Sep-2019 20:55:18 ALS Bottle#: 39 Worklist Smp#: 39
Injection Vol: 1.0 ul Dil. Factor: 1.0000
Sample Info: 240-0091426-039
Operator ID: Instrument ID: A2HP11
Sublist:

Method: \\chromna\Canton\ChromData\A2HP11\20190926-91426.b\PCB11 IS.m
Limit Group: GC 8082A IS
Last Update: 01-Oct-2019 08:36:30 Calib Date: 26-Sep-2019 19:27:31
Integrator: Falcon
Quant Method: Internal Standard Quant By: Initial Calibration
Last ICal File: \\chromna\Canton\ChromData\A2HP11\20190926-91426.b\P11092633.D

Column 1 : CLP-1 0.53mm ID (0.53 mm) Det: GC ECD1A
Column 2 : CLP-2 0.53mm ID (0.53 mm) Det: GC ecd2b
Process Host: CTX0305

First Level Reviewer: grantk Date: 01-Oct-2019 08:30:35

Col	RT (min.)	Exp RT (min.)	Dlt RT (min.)	Response	Cal Amt ng/ul	OnCol Amt ng/ul	Flags
* 14 1-Bromo-2-nitrobenzene							
1	1.394	1.393	0.001	120500386	0.0500	0.0500	
2	1.835	1.834	0.001	135648903	0.0500	0.0500	
6 PCB-1016							
1	2.789	2.788	0.001	20448915	0.5000	0.4674	
1	3.349	3.347	0.002	37518193	0.5000	0.4749	
1	4.017	4.015	0.002	89673955	0.5000	0.5111	
1	4.191	4.192	-0.001	39890756	0.5000	0.5023	
1	4.506	4.506	0.000	15393201	0.5000	0.5084	
		Average of Peak Amounts =				0.4928	
2	4.004	4.003	0.001	25878936	0.5000	0.5051	
2	4.574	4.573	0.001	50176690	0.5000	0.5046	
2	5.127	5.125	0.002	108396554	0.5000	0.5277	
2	5.281	5.279	0.002	47543084	0.5000	0.5233	
2	5.556	5.555	0.001	24930641	0.5000	0.5068	
		Average of Peak Amounts =				0.5135	
						RPD = 4.11	

Col	RT (min.)	Exp RT (min.)	Dlt RT (min.)	Response	Cal Amt ng/ul	OnCol Amt ng/ul	Flags
10 PCB-1260							
1	5.989	5.990	-0.001	54730076	0.5000	0.5490	
1	6.257	6.258	-0.001	102124691	0.5000	0.5468	
1	6.623	6.623	0.000	52019900	0.5000	0.4507	
1	7.120	7.121	-0.001	145063033	0.5000	0.4623	
1	7.361	7.362	-0.001	70317270	0.5000	0.5087	
		Average of Peak Amounts =				0.5035	
2	7.209	7.207	0.002	83479385	0.5000	0.5532	
2	7.521	7.518	0.003	131652011	0.5000	0.5839	
2	7.861	7.858	0.003	66284573	0.5000	0.4821	
2	8.078	8.076	0.002	151956587	0.5000	0.4762	
2	8.374	8.371	0.003	96378625	0.5000	0.4104	
		Average of Peak Amounts =				0.5012	
						RPD = 0.47	

Reagents:

SG1660ICV@.5_00006 Amount Added: 1.00 Units: mL

Report Date: 01-Oct-2019 08:37:48 Chrom Revision: 2.3 17-Sep-2019 16:19:08

Eurofins TestAmerica, Canton

Data File: \\chromna\Canton\ChromData\A2HP11\20190926-91426.b\P11092639.D

Injection Date: 26-Sep-2019 20:55:18 Instrument ID: A2HP11 Operator ID:

Lims ID: icv 1660 Worklist Smp#: 39

Client ID:

Injection Vol: 1.0 ul Dil. Factor: 1.0000 ALS Bottle#: 39

Method: PCB11 IS Limit Group: GC 8082A IS

Column: CLP-1 0.53mm ID (0.53 mm) Y Scaling: Method Defined: Set to Absolute Y Value

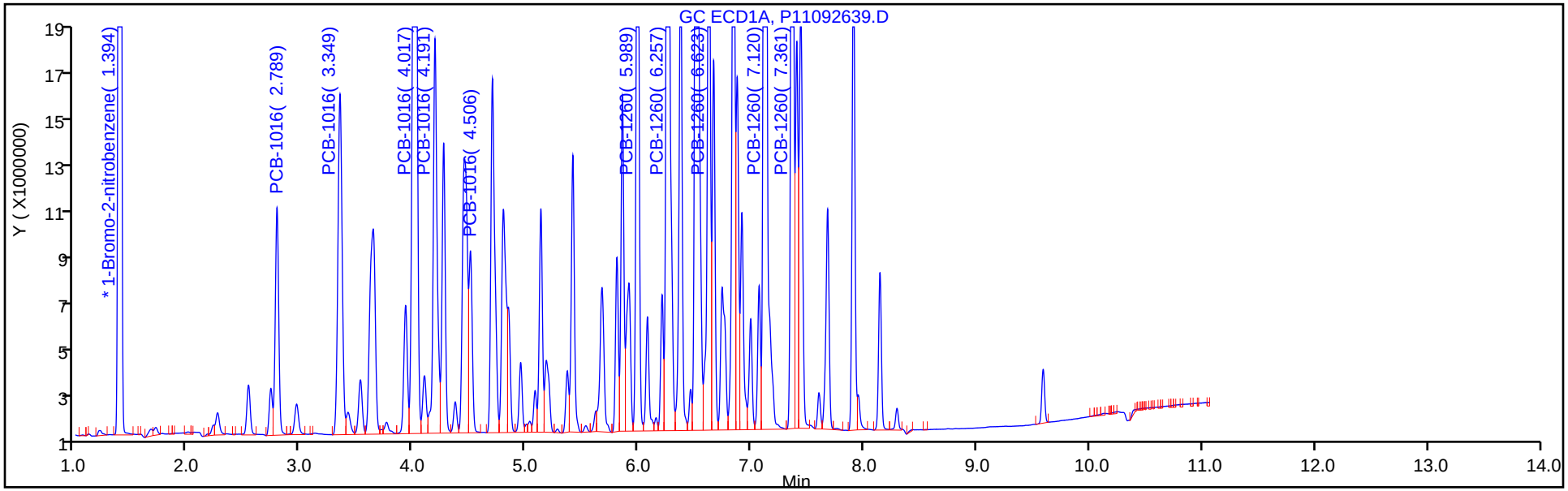

Column: CLP-2 0.53mm ID (0.53 mm) Y Scaling: Method Defined: Set to Absolute Y Value

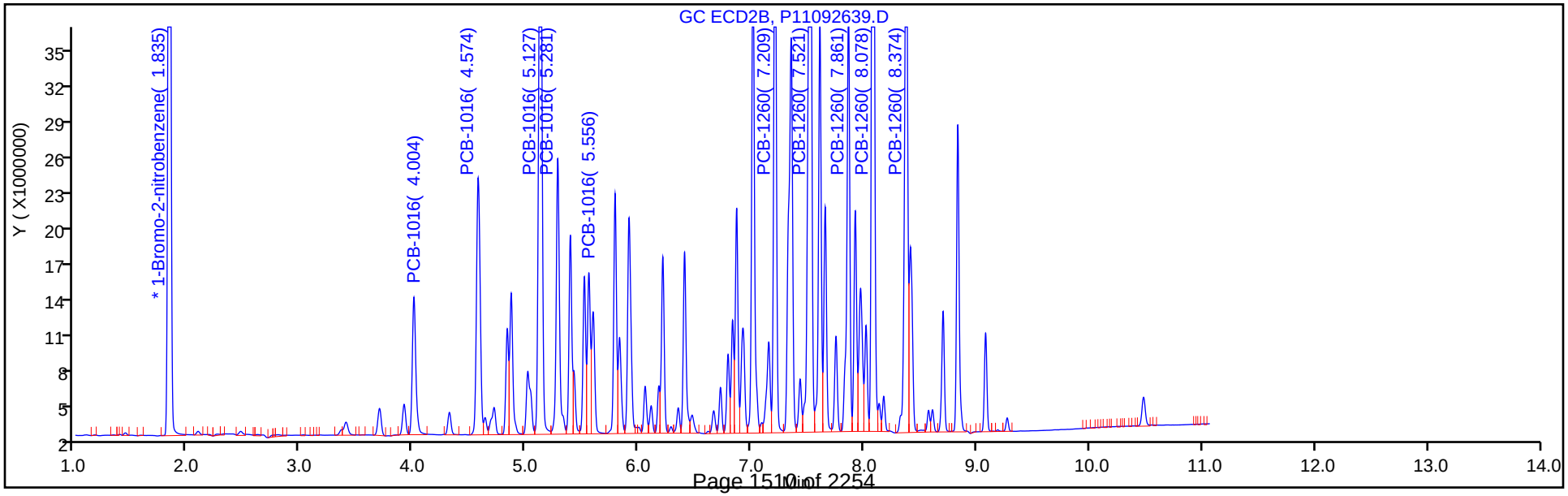

FORM VII
PCBS CONTINUING CALIBRATION DATA

Lab Name: Eurofins TestAmerica, Canton Job No.: 240-124062-1

SDG No.:

Lab Sample ID: ICV 240-402587/39 Calibration Date: 09/26/2019 20:55

Instrument ID: A2HP11 Calib Start Date: 09/26/2019 18:14

GC Column: CLP-2 (0.53mm) ID: 0.53(mm) Calib End Date: 09/26/2019 19:27

Lab File ID: P11092639.D Conc. Units: ng/uL

ANALYTE	CURVE TYPE	AVE RRF	RRF	MIN RRF	CALC AMOUNT	SPIKE AMOUNT	%D	MAX %D
PCB-1016 Peak 1	Ave	0.0189	0.0191		0.505	0.500	1.0	20.0
PCB-1016 Peak 2	Ave	0.0367	0.0370		0.505	0.500	0.9	20.0
PCB-1016 Peak 3	Ave	0.0757	0.0799		0.528	0.500	5.5	20.0
PCB-1016 Peak 4	Ave	0.0335	0.0351		0.523	0.500	4.7	20.0
PCB-1016 Peak 5	Ave	0.0181	0.0184		0.507	0.500	1.4	20.0
PCB-1260 Peak 1	Ave	0.0556	0.0615		0.553	0.500	10.6	20.0
PCB-1260 Peak 2	Ave	0.0831	0.0971		0.584	0.500	16.8	20.0
PCB-1260 Peak 3	Ave	0.0507	0.0489		0.482	0.500	-3.6	20.0
PCB-1260 Peak 4	Ave	0.1176	0.1120		0.476	0.500	-4.8	20.0
PCB-1260 Peak 5	Ave	0.0866	0.0711		0.410	0.500	-17.9	20.0

FORM VII
PCBS CONTINUING CALIBRATION RETENTION TIME SUMMARY

Lab Name: Eurofins TestAmerica, Canton Job No.: 240-124062-1

SDG No.:

Lab Sample ID: ICV 240-402587/39 Calibration Date: 09/26/2019 20:55

Instrument ID: A2HP11 Calib Start Date: 09/26/2019 18:14

GC Column: CLP-2 (0.53mm) ID: 0.53(mm) Calib End Date: 09/26/2019 19:27

Lab File ID: P11092639.D

Analyte	RT	RT WINDOW	
		FROM	TO
PCB-1016 Peak 1	4.00	3.98	4.02
PCB-1016 Peak 2	4.57	4.55	4.59
PCB-1016 Peak 3	5.13	5.11	5.14
PCB-1016 Peak 4	5.28	5.26	5.30
PCB-1016 Peak 5	5.56	5.54	5.57
PCB-1260 Peak 1	7.21	7.19	7.23
PCB-1260 Peak 2	7.52	7.50	7.54
PCB-1260 Peak 3	7.86	7.84	7.88
PCB-1260 Peak 4	8.08	8.06	8.10
PCB-1260 Peak 5	8.37	8.35	8.39

Eurofins TestAmerica, Canton
Target Compound Quantitation Report

Data File: \\chromna\Canton\ChromData\A2HP11\20190926-91426.b\P11092639.D
Lims ID: icv 1660
Client ID:
Sample Type: ICV
Inject. Date: 26-Sep-2019 20:55:18 ALS Bottle#: 39 Worklist Smp#: 39
Injection Vol: 1.0 ul Dil. Factor: 1.0000
Sample Info: 240-0091426-039
Operator ID: Instrument ID: A2HP11
Sublist:

Method: \\chromna\Canton\ChromData\A2HP11\20190926-91426.b\PCB11 IS.m
Limit Group: GC 8082A IS
Last Update: 01-Oct-2019 08:36:30 Calib Date: 26-Sep-2019 19:27:31
Integrator: Falcon
Quant Method: Internal Standard Quant By: Initial Calibration
Last ICal File: \\chromna\Canton\ChromData\A2HP11\20190926-91426.b\P11092633.D

Column 1 : CLP-1 0.53mm ID (0.53 mm) Det: GC ECD1A
Column 2 : CLP-2 0.53mm ID (0.53 mm) Det: GC ecd2b
Process Host: CTX0305

First Level Reviewer: grantk Date: 01-Oct-2019 08:30:35

Col	RT (min.)	Exp RT (min.)	Dlt RT (min.)	Response	Cal Amt ng/ul	OnCol Amt ng/ul	Flags
* 14 1-Bromo-2-nitrobenzene							
1	1.394	1.393	0.001	120500386	0.0500	0.0500	
2	1.835	1.834	0.001	135648903	0.0500	0.0500	
6 PCB-1016							
1	2.789	2.788	0.001	20448915	0.5000	0.4674	
1	3.349	3.347	0.002	37518193	0.5000	0.4749	
1	4.017	4.015	0.002	89673955	0.5000	0.5111	
1	4.191	4.192	-0.001	39890756	0.5000	0.5023	
1	4.506	4.506	0.000	15393201	0.5000	0.5084	
		Average of Peak Amounts =				0.4928	
2	4.004	4.003	0.001	25878936	0.5000	0.5051	
2	4.574	4.573	0.001	50176690	0.5000	0.5046	
2	5.127	5.125	0.002	108396554	0.5000	0.5277	
2	5.281	5.279	0.002	47543084	0.5000	0.5233	
2	5.556	5.555	0.001	24930641	0.5000	0.5068	
		Average of Peak Amounts =				0.5135	
						RPD = 4.11	

Col	RT (min.)	Exp RT (min.)	Dlt RT (min.)	Response	Cal Amt ng/ul	OnCol Amt ng/ul	Flags
10 PCB-1260							
1	5.989	5.990	-0.001	54730076	0.5000	0.5490	
1	6.257	6.258	-0.001	102124691	0.5000	0.5468	
1	6.623	6.623	0.000	52019900	0.5000	0.4507	
1	7.120	7.121	-0.001	145063033	0.5000	0.4623	
1	7.361	7.362	-0.001	70317270	0.5000	0.5087	
		Average of Peak Amounts =				0.5035	
2	7.209	7.207	0.002	83479385	0.5000	0.5532	
2	7.521	7.518	0.003	131652011	0.5000	0.5839	
2	7.861	7.858	0.003	66284573	0.5000	0.4821	
2	8.078	8.076	0.002	151956587	0.5000	0.4762	
2	8.374	8.371	0.003	96378625	0.5000	0.4104	
		Average of Peak Amounts =				0.5012	
						RPD = 0.47	

Reagents:

SG1660ICV@.5_00006 Amount Added: 1.00 Units: mL

Report Date: 01-Oct-2019 08:37:49 Chrom Revision: 2.3 17-Sep-2019 16:19:08

Eurofins TestAmerica, Canton

Data File: \\chromna\Canton\ChromData\A2HP11\20190926-91426.b\P11092639.D

Injection Date: 26-Sep-2019 20:55:18 Instrument ID: A2HP11 Operator ID:

Lims ID: icv 1660 Worklist Smp#: 39

Client ID:

Injection Vol: 1.0 ul Dil. Factor: 1.0000 ALS Bottle#: 39

Method: PCB11 IS Limit Group: GC 8082A IS

Column: CLP-1 0.53mm ID (0.53 mm) Y Scaling: Method Defined: Set to Absolute Y Value

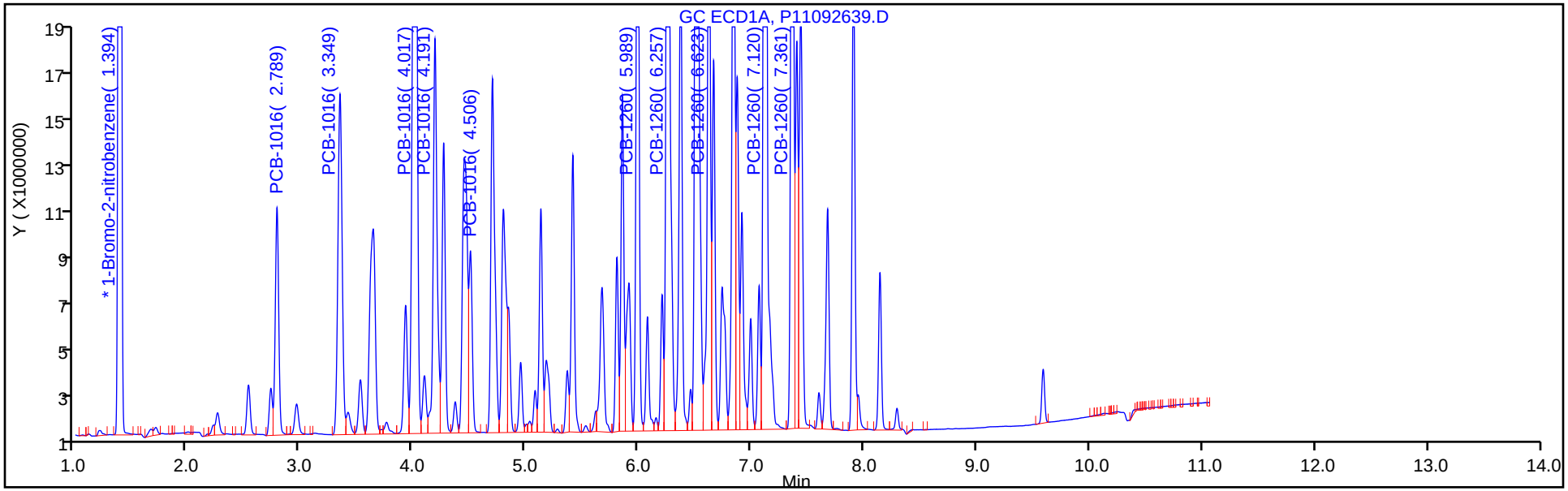

Column: CLP-2 0.53mm ID (0.53 mm) Y Scaling: Method Defined: Set to Absolute Y Value

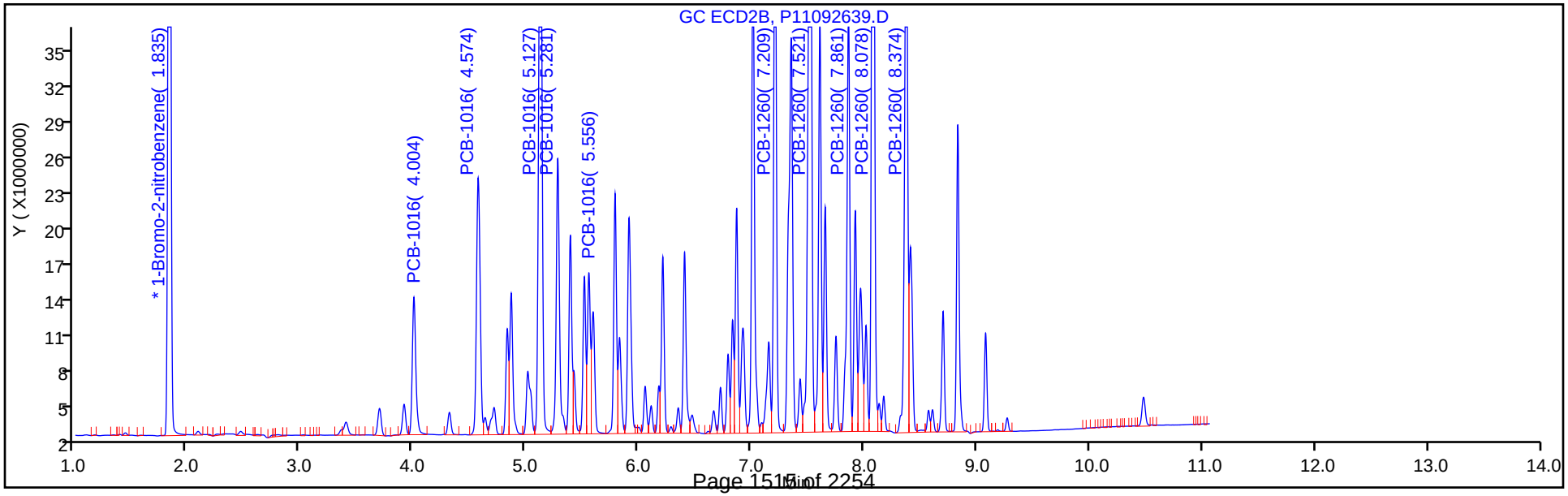

FORM VII
PCBS CONTINUING CALIBRATION DATA

Lab Name: Eurofins TestAmerica, Canton Job No.: 240-124062-1

SDG No.:

Lab Sample ID: ICV 240-402587/40 Calibration Date: 09/26/2019 21:09

Instrument ID: A2HP11 Calib Start Date: 09/26/2019 12:22

GC Column: CLP-1 (0.53mm) ID: 0.53(mm) Calib End Date: 09/26/2019 13:36

Lab File ID: P11092640.D Conc. Units: ng/uL

ANALYTE	CURVE TYPE	AVE RRF	RRF	MIN RRF	CALC AMOUNT	SPIKE AMOUNT	%D	MAX %D
PCB-1262 Peak 1	Ave	0.0370	0.0395		0.533	0.500	6.7	20.0
PCB-1262 Peak 2	Ave	0.0735	0.0796		0.542	0.500	8.3	20.0
PCB-1262 Peak 3	Ave	0.0614	0.0665		0.542	0.500	8.4	20.0
PCB-1262 Peak 4	Ave	0.1611	0.1734		0.538	0.500	7.6	20.0
PCB-1262 Peak 5	Ave	0.0594	0.0638		0.537	0.500	7.3	20.0

FORM VII
PCBS CONTINUING CALIBRATION RETENTION TIME SUMMARY

Lab Name: Eurofins TestAmerica, Canton Job No.: 240-124062-1

SDG No.:

Lab Sample ID: ICV 240-402587/40 Calibration Date: 09/26/2019 21:09

Instrument ID: A2HP11 Calib Start Date: 09/26/2019 12:22

GC Column: CLP-1 (0.53mm) ID: 0.53(mm) Calib End Date: 09/26/2019 13:36

Lab File ID: P11092640.D

Analyte	RT	RT WINDOW	
		FROM	TO
PCB-1262 Peak 1	5.99	5.97	6.01
PCB-1262 Peak 2	6.62	6.60	6.64
PCB-1262 Peak 3	6.84	6.82	6.86
PCB-1262 Peak 4	7.12	7.10	7.14
PCB-1262 Peak 5	7.40	7.38	7.42

Eurofins TestAmerica, Canton
Target Compound Quantitation Report

Data File: \\chromna\Canton\ChromData\A2HP11\20190926-91426.b\P11092640.D
Lims ID: icv 1262
Client ID:
Sample Type: ICV
Inject. Date: 26-Sep-2019 21:09:51 ALS Bottle#: 40 Worklist Smp#: 40
Injection Vol: 1.0 ul Dil. Factor: 1.0000
Sample Info: 240-0091426-040
Operator ID: Instrument ID: A2HP11
Sublist:

Method: \\chromna\Canton\ChromData\A2HP11\20190926-91426.b\PCB11 IS.m
Limit Group: GC 8082A IS
Last Update: 01-Oct-2019 08:36:30 Calib Date: 26-Sep-2019 19:27:31
Integrator: Falcon
Quant Method: Internal Standard Quant By: Initial Calibration
Last ICal File: \\chromna\Canton\ChromData\A2HP11\20190926-91426.b\P11092633.D

Column 1 : CLP-1 0.53mm ID (0.53 mm) Det: GC ECD1A
Column 2 : CLP-2 0.53mm ID (0.53 mm) Det: GC ecd2b
Process Host: CTX0305

First Level Reviewer: grantk Date: 01-Oct-2019 08:31:26

Col	RT (min.)	Exp RT (min.)	Dlt RT (min.)	Response	Cal Amt ng/ul	OnCol Amt ng/ul	Flags
* 14 1-Bromo-2-nitrobenzene							
1	1.393	1.393	-0.001	117804335	0.0500	0.0500	
2	1.834	1.834	-0.001	134736079	0.0500	0.0500	
9 PCB-1262							
1	5.989	5.990	-0.001	46548764	0.5000	0.5334	
1	6.623	6.623	0.000	93786219	0.5000	0.5416	
1	6.839	6.841	-0.002	78372328	0.5000	0.5418	
1	7.121	7.121	0.000	204228306	0.5000	0.5380	
1	7.402	7.401	0.001	75164429	0.5000	0.5367	
		Average of Peak Amounts =				0.5383	
2	7.206	7.206	0.000	69207978	0.5000	0.5348	
2	7.604	7.604	0.000	106762695	0.5000	0.5386	
2	7.858	7.858	0.000	92025517	0.5000	0.5336	
2	8.075	8.076	-0.001	211255310	0.5000	0.5441	
2	8.369	8.369	0.000	126523795	0.5000	0.4466	
		Average of Peak Amounts =				0.5195	
						RPD = 3.55	

Reagents:

SG1262ICV@.5_00003 Amount Added: 1.00 Units: mL

Report Date: 01-Oct-2019 08:37:57 Chrom Revision: 2.3 17-Sep-2019 16:19:08

Eurofins TestAmerica, Canton

Data File: \\chromna\Canton\ChromData\A2HP11\20190926-91426.b\P11092640.D

Injection Date: 26-Sep-2019 21:09:51 Instrument ID: A2HP11 Operator ID:

Lims ID: icv 1262 Worklist Smp#: 40

Client ID:

Injection Vol: 1.0 ul Dil. Factor: 1.0000 ALS Bottle#: 40

Method: PCB11 IS Limit Group: GC 8082A IS

Column: CLP-1 0.53mm ID (0.53 mm) Y Scaling: Method Defined: Set to Absolute Y Value

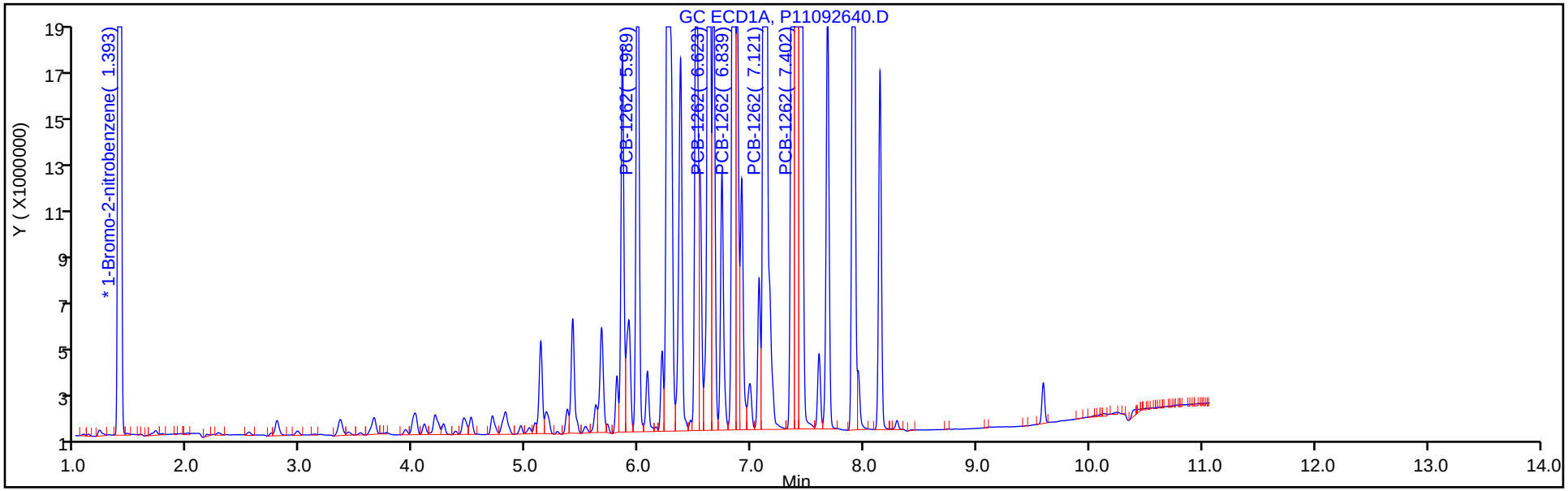

Column: CLP-2 0.53mm ID (0.53 mm) Y Scaling: Method Defined: Set to Absolute Y Value

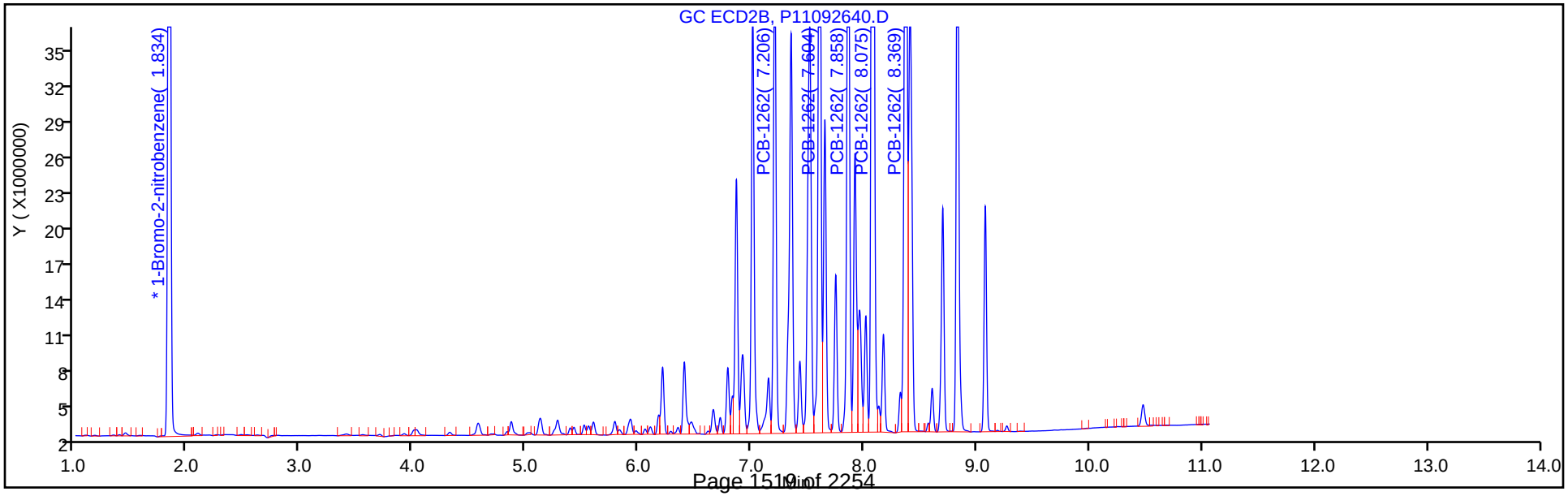

FORM VII
PCBS CONTINUING CALIBRATION DATA

Lab Name: Eurofins TestAmerica, Canton Job No.: 240-124062-1

SDG No.:

Lab Sample ID: ICV 240-402587/40 Calibration Date: 09/26/2019 21:09

Instrument ID: A2HP11 Calib Start Date: 09/26/2019 12:22

GC Column: CLP-2 (0.53mm) ID: 0.53(mm) Calib End Date: 09/26/2019 13:36

Lab File ID: P11092640.D Conc. Units: ng/uL

ANALYTE	CURVE TYPE	AVE RRF	RRF	MIN RRF	CALC AMOUNT	SPIKE AMOUNT	%D	MAX %D
PCB-1262 Peak 1	Ave	0.0480	0.0514		0.535	0.500	7.0	20.0
PCB-1262 Peak 2	Ave	0.0736	0.0792		0.539	0.500	7.7	20.0
PCB-1262 Peak 3	Ave	0.0640	0.0683		0.534	0.500	6.7	20.0
PCB-1262 Peak 4	Ave	0.1441	0.1568		0.544	0.500	8.8	20.0
PCB-1262 Peak 5	Ave	0.1051	0.0939		0.447	0.500	-10.7	20.0

FORM VII
PCBS CONTINUING CALIBRATION RETENTION TIME SUMMARY

Lab Name: Eurofins TestAmerica, Canton Job No.: 240-124062-1

SDG No.:

Lab Sample ID: ICV 240-402587/40 Calibration Date: 09/26/2019 21:09

Instrument ID: A2HP11 Calib Start Date: 09/26/2019 12:22

GC Column: CLP-2 (0.53mm) ID: 0.53(mm) Calib End Date: 09/26/2019 13:36

Lab File ID: P11092640.D

Analyte	RT	RT WINDOW	
		FROM	TO
PCB-1262 Peak 1	7.21	7.19	7.23
PCB-1262 Peak 2	7.60	7.59	7.62
PCB-1262 Peak 3	7.86	7.84	7.88
PCB-1262 Peak 4	8.08	8.06	8.10
PCB-1262 Peak 5	8.37	8.35	8.39

Eurofins TestAmerica, Canton
Target Compound Quantitation Report

Data File: \\chromna\Canton\ChromData\A2HP11\20190926-91426.b\P11092640.D
Lims ID: icv 1262
Client ID:
Sample Type: ICV
Inject. Date: 26-Sep-2019 21:09:51 ALS Bottle#: 40 Worklist Smp#: 40
Injection Vol: 1.0 ul Dil. Factor: 1.0000
Sample Info: 240-0091426-040
Operator ID: Instrument ID: A2HP11
Sublist:

Method: \\chromna\Canton\ChromData\A2HP11\20190926-91426.b\PCB11 IS.m
Limit Group: GC 8082A IS
Last Update: 01-Oct-2019 08:36:30 Calib Date: 26-Sep-2019 19:27:31
Integrator: Falcon
Quant Method: Internal Standard Quant By: Initial Calibration
Last ICal File: \\chromna\Canton\ChromData\A2HP11\20190926-91426.b\P11092633.D

Column 1 : CLP-1 0.53mm ID (0.53 mm) Det: GC ECD1A
Column 2 : CLP-2 0.53mm ID (0.53 mm) Det: GC ecd2b
Process Host: CTX0305

First Level Reviewer: grantk Date: 01-Oct-2019 08:31:26

Col	RT (min.)	Exp RT (min.)	Dlt RT (min.)	Response	Cal Amt ng/ul	OnCol Amt ng/ul	Flags
* 14 1-Bromo-2-nitrobenzene							
1	1.393	1.393	-0.001	117804335	0.0500	0.0500	
2	1.834	1.834	-0.001	134736079	0.0500	0.0500	
9 PCB-1262							
1	5.989	5.990	-0.001	46548764	0.5000	0.5334	
1	6.623	6.623	0.000	93786219	0.5000	0.5416	
1	6.839	6.841	-0.002	78372328	0.5000	0.5418	
1	7.121	7.121	0.000	204228306	0.5000	0.5380	
1	7.402	7.401	0.001	75164429	0.5000	0.5367	
		Average of Peak Amounts =				0.5383	
2	7.206	7.206	0.000	69207978	0.5000	0.5348	
2	7.604	7.604	0.000	106762695	0.5000	0.5386	
2	7.858	7.858	0.000	92025517	0.5000	0.5336	
2	8.075	8.076	-0.001	211255310	0.5000	0.5441	
2	8.369	8.369	0.000	126523795	0.5000	0.4466	
		Average of Peak Amounts =				0.5195	
						RPD = 3.55	

Reagents:

SG1262ICV@.5_00003 Amount Added: 1.00 Units: mL

Report Date: 01-Oct-2019 08:37:58 Chrom Revision: 2.3 17-Sep-2019 16:19:08

Eurofins TestAmerica, Canton

Data File: \\chromna\Canton\ChromData\A2HP11\20190926-91426.b\P11092640.D

Injection Date: 26-Sep-2019 21:09:51 Instrument ID: A2HP11 Operator ID:

Lims ID: icv 1262 Worklist Smp#: 40

Client ID:

Injection Vol: 1.0 ul Dil. Factor: 1.0000 ALS Bottle#: 40

Method: PCB11 IS Limit Group: GC 8082A IS

Column: CLP-1 0.53mm ID (0.53 mm) Y Scaling: Method Defined: Set to Absolute Y Value

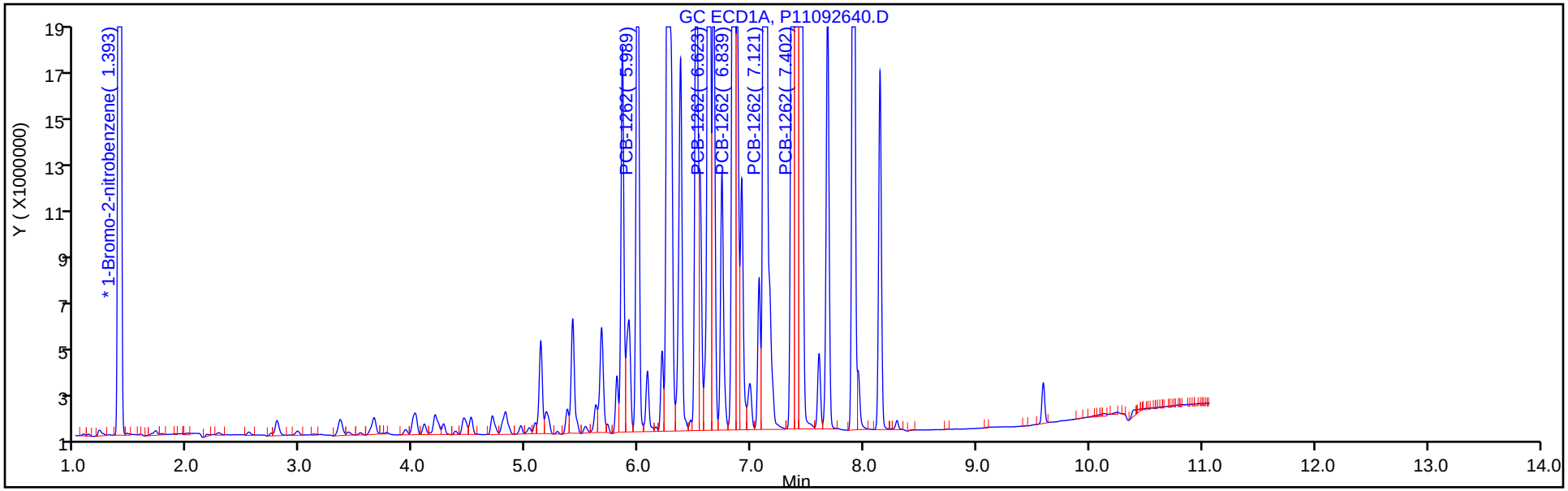

Column: CLP-2 0.53mm ID (0.53 mm) Y Scaling: Method Defined: Set to Absolute Y Value

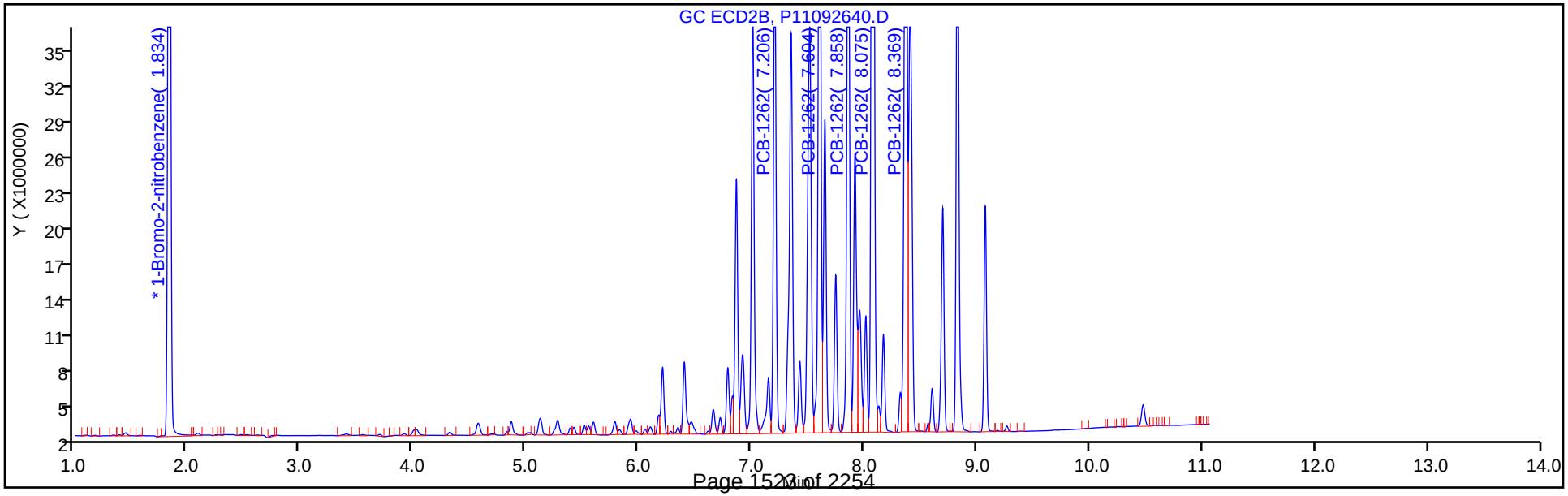

FORM VII
PCBS CONTINUING CALIBRATION DATA

Lab Name: Eurofins TestAmerica, Canton Job No.: 240-124062-1

SDG No.:

Lab Sample ID: ICV 240-402587/42 Calibration Date: 09/27/2019 13:13

Instrument ID: A2HP11 Calib Start Date: 09/26/2019 13:50

GC Column: CLP-1 (0.53mm) ID: 0.53(mm) Calib End Date: 09/26/2019 15:03

Lab File ID: P11092643.D Conc. Units: ng/uL

ANALYTE	CURVE TYPE	AVE RRF	RRF	MIN RRF	CALC AMOUNT	SPIKE AMOUNT	%D	MAX %D
PCB-1268 Peak 1	Ave	0.1715	0.1726		0.503	0.500	0.6	20.0
PCB-1268 Peak 2	Ave	0.1697	0.2057		0.606	0.500	21.3*	20.0
PCB-1268 Peak 3	Ave	0.1500	0.1409		0.470	0.500	-6.1	20.0
PCB-1268 Peak 4	Ave	0.0614	0.0613		0.500	0.500	-0.0	20.0
PCB-1268 Peak 5	Ave	0.4930	0.4372		0.443	0.500	-11.3	20.0

FORM VII
PCBS CONTINUING CALIBRATION RETENTION TIME SUMMARY

Lab Name: Eurofins TestAmerica, Canton Job No.: 240-124062-1

SDG No.:

Lab Sample ID: ICV 240-402587/42 Calibration Date: 09/27/2019 13:13

Instrument ID: A2HP11 Calib Start Date: 09/26/2019 13:50

GC Column: CLP-1 (0.53mm) ID: 0.53(mm) Calib End Date: 09/26/2019 15:03

Lab File ID: P11092643.D

Analyte	RT	RT WINDOW	
		FROM	TO
PCB-1268 Peak 1	7.41	7.38	7.42
PCB-1268 Peak 2	7.44	7.41	7.45
PCB-1268 Peak 3	7.61	7.58	7.62
PCB-1268 Peak 4	7.91	7.89	7.93
PCB-1268 Peak 5	8.15	8.12	8.16

Eurofins TestAmerica, Canton
Target Compound Quantitation Report

Data File: \\chromna\Canton\ChromData\A2HP11\20190926-91426.b\P11092643.D
Lims ID: icv 1268
Client ID:
Sample Type: ICV
Inject. Date: 27-Sep-2019 13:13:57 ALS Bottle#: 43 Worklist Smp#: 42
Injection Vol: 1.0 ul Dil. Factor: 1.0000
Sample Info: 240-0091426-042
Operator ID: Instrument ID: A2HP11
Sublist:

Method: \\chromna\Canton\ChromData\A2HP11\20190926-91426.b\PCB11 IS.m
Limit Group: GC 8082A IS
Last Update: 01-Oct-2019 08:36:30 Calib Date: 26-Sep-2019 19:27:31
Integrator: Falcon
Quant Method: Internal Standard Quant By: Initial Calibration
Last ICal File: \\chromna\Canton\ChromData\A2HP11\20190926-91426.b\P11092633.D

Column 1 : CLP-1 0.53mm ID (0.53 mm) Det: GC ECD1A
Column 2 : CLP-2 0.53mm ID (0.53 mm) Det: GC ecd2b
Process Host: CTX0305

First Level Reviewer: hassl Date: 27-Sep-2019 13:37:20

Col	RT (min.)	Exp RT (min.)	Dlt RT (min.)	Response	Cal Amt ng/ul	OnCol Amt ng/ul	Flags
* 14 1-Bromo-2-nitrobenzene							
1	1.397	1.393	0.004	124880008	0.0500	0.0500	
2	1.828	1.834	-0.006	137956274	0.0500	0.0500	
11 PCB-1268							
1	7.410	7.403	0.007	215586067	0.5000	0.5032	
1	7.440	7.433	0.007	256898084	0.5000	0.6063	
1	7.606	7.600	0.006	175984941	0.5000	0.4697	
1	7.913	7.907	0.006	76595768	0.5000	0.4998	
1	8.147	8.141	0.006	546011958	0.5000	0.4434	
		Average of Peak Amounts =				0.5045	
2	8.370	8.368	0.002	235106699	0.5000	0.5177	
2	8.406	8.404	0.002	253306028	0.5000	0.5666	
2	8.606	8.603	0.003	178788421	0.5000	0.4631	
2	8.831	8.828	0.003	86890712	0.5000	0.5288	
2	9.079	9.075	0.004	552993869	0.5000	0.4319	
		Average of Peak Amounts =				0.5016	
						RPD = 0.57	

Reagents:

SG1268ICV@0.5_00004 Amount Added: 1.00 Units: mL

Report Date: 01-Oct-2019 08:38:12 Chrom Revision: 2.3 17-Sep-2019 16:19:08

Eurofins TestAmerica, Canton

Data File: \\chromna\Canton\ChromData\A2HP11\20190926-91426.b\P11092643.D

Injection Date: 27-Sep-2019 13:13:57 Instrument ID: A2HP11 Operator ID:

Lims ID: icv 1268 Worklist Smp#: 42

Client ID:

Injection Vol: 1.0 ul Dil. Factor: 1.0000 ALS Bottle#: 43

Method: PCB11 IS Limit Group: GC 8082A IS

Column: CLP-1 0.53mm ID (0.53 mm) Y Scaling: Method Defined: Set to Absolute Y Value

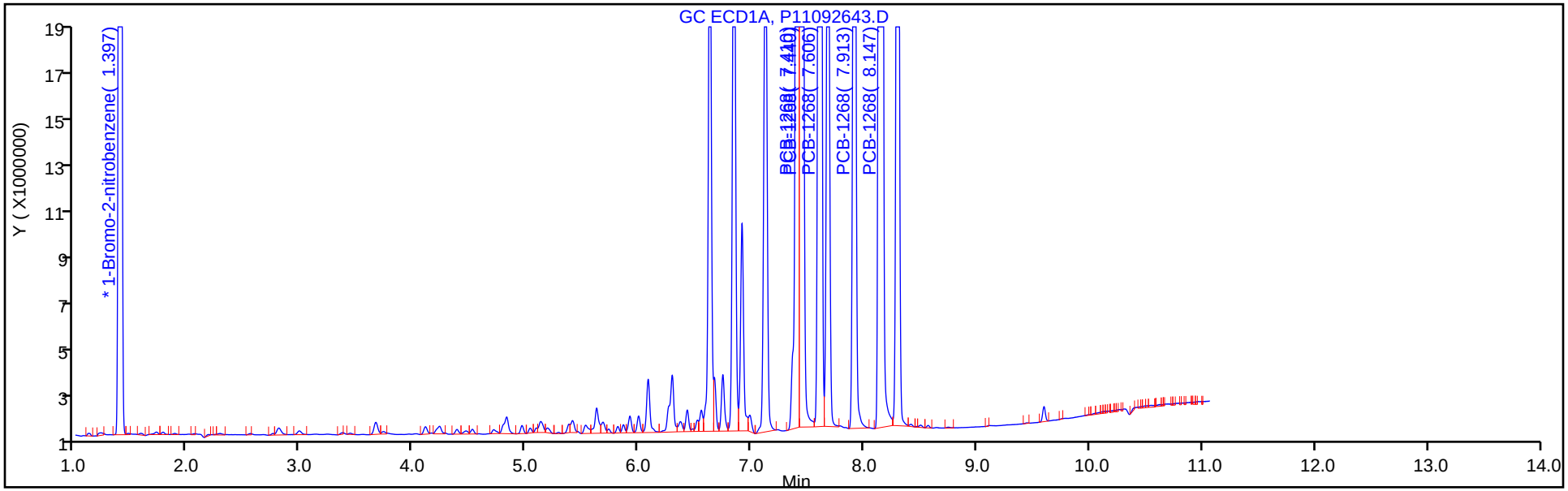

Column: CLP-2 0.53mm ID (0.53 mm) Y Scaling: Method Defined: Set to Absolute Y Value

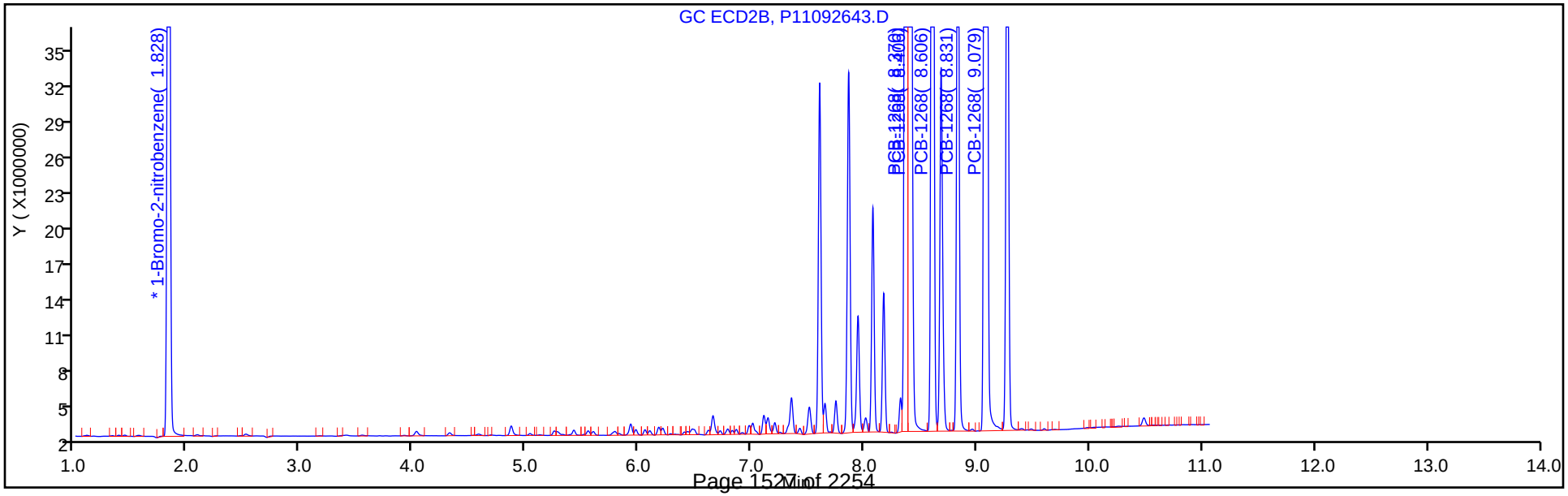

FORM VII
PCBS CONTINUING CALIBRATION DATA

Lab Name: Eurofins TestAmerica, Canton Job No.: 240-124062-1

SDG No.:

Lab Sample ID: ICV 240-402587/42 Calibration Date: 09/27/2019 13:13

Instrument ID: A2HP11 Calib Start Date: 09/26/2019 13:50

GC Column: CLP-2 (0.53mm) ID: 0.53(mm) Calib End Date: 09/26/2019 15:03

Lab File ID: P11092643.D Conc. Units: ng/uL

ANALYTE	CURVE TYPE	AVE RRF	RRF	MIN RRF	CALC AMOUNT	SPIKE AMOUNT	%D	MAX %D
PCB-1268 Peak 1	Ave	0.1646	0.1704		0.518	0.500	3.5	20.0
PCB-1268 Peak 2	Ave	0.1620	0.1836		0.567	0.500	13.3	20.0
PCB-1268 Peak 3	Ave	0.1399	0.1296		0.463	0.500	-7.4	20.0
PCB-1268 Peak 4	Ave	0.0596	0.0630		0.529	0.500	5.8	20.0
PCB-1268 Peak 5	Ave	0.4641	0.4009		0.432	0.500	-13.6	20.0

FORM VII
PCBS CONTINUING CALIBRATION RETENTION TIME SUMMARY

Lab Name: Eurofins TestAmerica, Canton Job No.: 240-124062-1

SDG No.:

Lab Sample ID: ICV 240-402587/42 Calibration Date: 09/27/2019 13:13

Instrument ID: A2HP11 Calib Start Date: 09/26/2019 13:50

GC Column: CLP-2 (0.53mm) ID: 0.53(mm) Calib End Date: 09/26/2019 15:03

Lab File ID: P11092643.D

Analyte	RT	RT WINDOW	
		FROM	TO
PCB-1268 Peak 1	8.37	8.35	8.39
PCB-1268 Peak 2	8.41	8.39	8.42
PCB-1268 Peak 3	8.61	8.58	8.62
PCB-1268 Peak 4	8.83	8.81	8.85
PCB-1268 Peak 5	9.08	9.06	9.09

Eurofins TestAmerica, Canton
Target Compound Quantitation Report

Data File: \\chromna\Canton\ChromData\A2HP11\20190926-91426.b\P11092643.D
Lims ID: icv 1268
Client ID:
Sample Type: ICV
Inject. Date: 27-Sep-2019 13:13:57 ALS Bottle#: 43 Worklist Smp#: 42
Injection Vol: 1.0 ul Dil. Factor: 1.0000
Sample Info: 240-0091426-042
Operator ID: Instrument ID: A2HP11
Sublist:

Method: \\chromna\Canton\ChromData\A2HP11\20190926-91426.b\PCB11 IS.m
Limit Group: GC 8082A IS
Last Update: 01-Oct-2019 08:36:30 Calib Date: 26-Sep-2019 19:27:31
Integrator: Falcon
Quant Method: Internal Standard Quant By: Initial Calibration
Last ICal File: \\chromna\Canton\ChromData\A2HP11\20190926-91426.b\P11092633.D

Column 1 : CLP-1 0.53mm ID (0.53 mm) Det: GC ECD1A
Column 2 : CLP-2 0.53mm ID (0.53 mm) Det: GC ecd2b
Process Host: CTX0305

First Level Reviewer: hassl Date: 27-Sep-2019 13:37:20

Col	RT (min.)	Exp RT (min.)	Dlt RT (min.)	Response	Cal Amt ng/ul	OnCol Amt ng/ul	Flags
* 14 1-Bromo-2-nitrobenzene							
1	1.397	1.393	0.004	124880008	0.0500	0.0500	
2	1.828	1.834	-0.006	137956274	0.0500	0.0500	
11 PCB-1268							
1	7.410	7.403	0.007	215586067	0.5000	0.5032	
1	7.440	7.433	0.007	256898084	0.5000	0.6063	
1	7.606	7.600	0.006	175984941	0.5000	0.4697	
1	7.913	7.907	0.006	76595768	0.5000	0.4998	
1	8.147	8.141	0.006	546011958	0.5000	0.4434	
		Average of Peak Amounts =				0.5045	
2	8.370	8.368	0.002	235106699	0.5000	0.5177	
2	8.406	8.404	0.002	253306028	0.5000	0.5666	
2	8.606	8.603	0.003	178788421	0.5000	0.4631	
2	8.831	8.828	0.003	86890712	0.5000	0.5288	
2	9.079	9.075	0.004	552993869	0.5000	0.4319	
		Average of Peak Amounts =				0.5016	
						RPD = 0.57	

Reagents:

SG1268ICV@0.5_00004 Amount Added: 1.00 Units: mL

Report Date: 01-Oct-2019 08:38:13 Chrom Revision: 2.3 17-Sep-2019 16:19:08

Eurofins TestAmerica, Canton

Data File: \\chromna\Canton\ChromData\A2HP11\20190926-91426.b\P11092643.D

Injection Date:	27-Sep-2019 13:13:57	Instrument ID:	A2HP11	Operator ID:	
Lims ID:	icv 1268			Worklist Smp#:	42
Client ID:					
Injection Vol:	1.0 ul	Dil. Factor:	1.0000	ALS Bottle#:	43
Method:	PCB11 IS	Limit Group:	GC 8082A IS		

Column: CLP-1 0.53mm ID (0.53 mm) Y Scaling: Method Defined: Set to Absolute Y Value

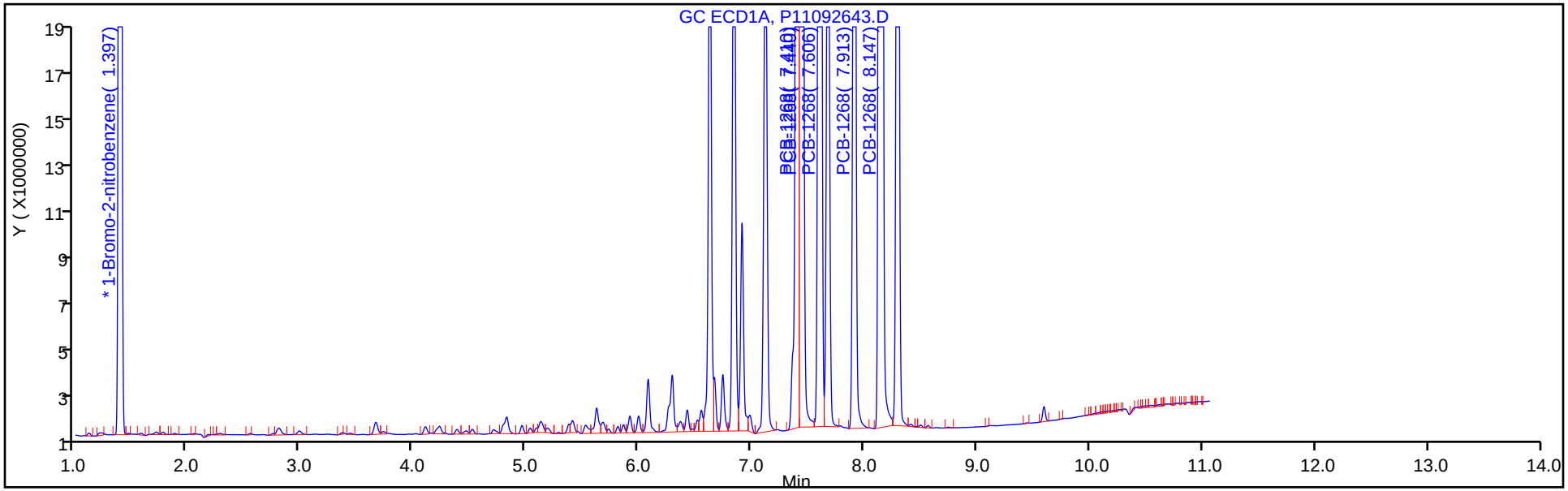

Column: CLP-2 0.53mm ID (0.53 mm) Y Scaling: Method Defined: Set to Absolute Y Value

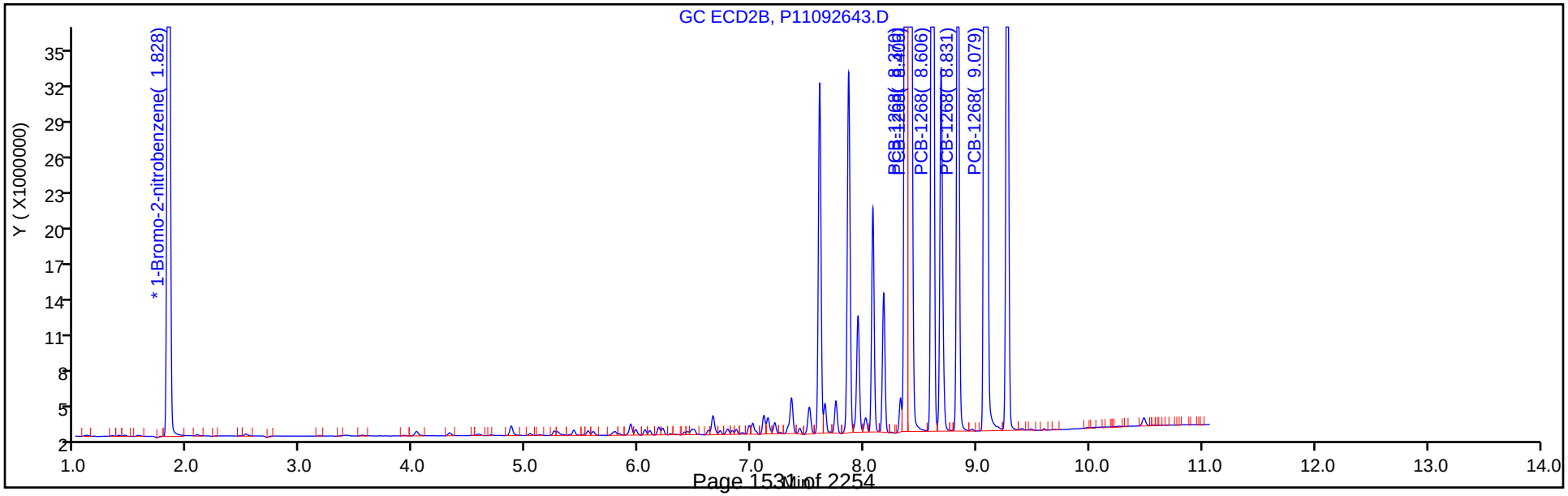

FORM VII
PCBS CONTINUING CALIBRATION DATA

Lab Name: Eurofins TestAmerica, Canton Job No.: 240-124062-1

SDG No.:

Lab Sample ID: CCV 240-417104/3 Calibration Date: 12/24/2019 13:09

Instrument ID: A2HP11 Calib Start Date: 09/26/2019 18:14

GC Column: CLP-1 (0.53mm) ID: 0.53(mm) Calib End Date: 09/26/2019 19:27

Lab File ID: P11122403.D Conc. Units: ng/uL

ANALYTE	CURVE TYPE	AVE RRF	RRF	MIN RRF	CALC AMOUNT	SPIKE AMOUNT	%D	MAX %D
PCB-1016 Peak 1	Ave	0.0182	0.0167		0.461	0.500	-7.9	20.0
PCB-1016 Peak 2	Ave	0.0328	0.0313		0.477	0.500	-4.5	20.0
PCB-1016 Peak 3	Ave	0.0728	0.0751		0.516	0.500	3.2	20.0
PCB-1016 Peak 4	Ave	0.0330	0.0325		0.492	0.500	-1.5	20.0
PCB-1016 Peak 5	Ave	0.0126	0.0124		0.493	0.500	-1.4	20.0
PCB-1260 Peak 1	Ave	0.0414	0.0421		0.509	0.500	1.7	20.0
PCB-1260 Peak 2	Ave	0.0775	0.0788		0.508	0.500	1.6	20.0
PCB-1260 Peak 3	Ave	0.0479	0.0473		0.494	0.500	-1.3	20.0
PCB-1260 Peak 4	Ave	0.1302	0.1315		0.505	0.500	1.0	20.0
PCB-1260 Peak 5	Ave	0.0574	0.0573		0.499	0.500	-0.1	20.0
Tetrachloro-m-xylene	Lin1		1.062		0.0261	0.0250	4.3	20.0
DCB Decachlorobiphenyl	Lin1		1.125		0.0247	0.0250	-1.3	20.0

FORM VII
PCBS CONTINUING CALIBRATION RETENTION TIME SUMMARY

Lab Name: Eurofins TestAmerica, Canton Job No.: 240-124062-1

SDG No.:

Lab Sample ID: CCV 240-417104/3 Calibration Date: 12/24/2019 13:09

Instrument ID: A2HP11 Calib Start Date: 09/26/2019 18:14

GC Column: CLP-1 (0.53mm) ID: 0.53(mm) Calib End Date: 09/26/2019 19:27

Lab File ID: P11122403.D

Analyte	RT	RT WINDOW	
		FROM	TO
PCB-1016 Peak 1	2.77	2.75	2.78
PCB-1016 Peak 2	3.32	3.30	3.34
PCB-1016 Peak 3	3.99	3.97	4.01
PCB-1016 Peak 4	4.17	4.15	4.19
PCB-1016 Peak 5	4.48	4.46	4.50
PCB-1260 Peak 1	5.97	5.95	5.99
PCB-1260 Peak 2	6.24	6.22	6.26
PCB-1260 Peak 3	6.60	6.58	6.62
PCB-1260 Peak 4	7.10	7.08	7.12
PCB-1260 Peak 5	7.34	7.32	7.36
Tetrachloro-m-xylene	2.25	2.23	2.27
DCB Decachlorobiphenyl	8.27	8.25	8.29

Eurofins TestAmerica, Canton
Target Compound Quantitation Report

Data File: \\chromna\Canton\ChromData\A2HP11\20191224-94529.b\P11122403.D
Lims ID: CCV AR1660
Client ID:
Sample Type: CCVIS
Inject. Date: 24-Dec-2019 13:09:38 ALS Bottle#: 3 Worklist Smp#: 3
Injection Vol: 1.0 uL Dil. Factor: 1.0000
Sample Info: 240-0094529-003
Operator ID: Instrument ID: A2HP11
Sublist: chrom-PCB11 IS*sub1

Method: \\chromna\Canton\ChromData\A2HP11\20191224-94529.b\PCB11 IS.m
Limit Group: GC 8082A IS
Last Update: 26-Dec-2019 07:32:58 Calib Date: 26-Sep-2019 19:27:31
Integrator: Falcon
Quant Method: Internal Standard Quant By: Initial Calibration
Last ICal File: \\chromna\Canton\ChromData\A2HP11\20190926-91426.b\P11092633.D

Column 1 : CLP-1 0.53mm ID (0.53 mm) Det: GC ECD1A
Column 2 : CLP-2 0.53mm ID (0.53 mm) Det: GC ecd2b
Process Host: CTX0332

First Level Reviewer: hassl Date: 26-Dec-2019 07:24:00

Col	RT (min.)	Exp RT (min.)	Dlt RT (min.)	Response	Cal Amt ng/ul	OnCol Amt ng/ul	Flags
* 14 1-Bromo-2-nitrobenzene							
1	1.378	1.378	0.000	124771656	0.0500	0.0500	
2	1.817	1.817	0.000	176194976	0.0500	0.0500	
$ 2 Tetrachloro-m-xylene							
1	2.246	2.246	0.000	66232477	0.0250	0.0261	
2	3.123	3.123	0.000	96176145	0.0250	0.0244	
						RPD = 6.59	
6 PCB-1016							
1	2.765	2.765	0.000	20868051	0.5000	0.4606	
1	3.320	3.320	0.000	39055600	0.5000	0.4774	
1	3.991	3.991	0.000	93719920	0.5000	0.5159	
1	4.167	4.167	0.000	40493077	0.5000	0.4924	
1	4.482	4.482	0.000	15454098	0.5000	0.4929	
		Average of Peak Amounts =				0.4879	
2	3.980	3.980	0.000	30251382	0.5000	0.4546	
2	4.550	4.550	0.000	60074112	0.5000	0.4651	
2	5.104	5.104	0.000	142899954	0.5000	0.5356	
2	5.258	5.258	0.000	58387189	0.5000	0.4948	
2	5.533	5.533	0.000	31851278	0.5000	0.4985	
		Average of Peak Amounts =				0.4897	
						RPD = 0.38	

Col	RT (min.)	Exp RT (min.)	Dlt RT (min.)	Response	Cal Amt ng/ul	OnCol Amt ng/ul	Flags
10 PCB-1260							
1	5.969	5.969	0.000	52504031	0.5000	0.5086	
1	6.237	6.237	0.000	98286893	0.5000	0.5082	
1	6.602	6.602	0.000	58994300	0.5000	0.4937	
1	7.101	7.101	0.000	164015295	0.5000	0.5048	
1	7.343	7.343	0.000	71472939	0.5000	0.4994	
		Average of Peak Amounts =				0.5029	
2	7.186	7.186	0.000	97395480	0.5000	0.4969	
2	7.498	7.498	0.000	146714004	0.5000	0.5010	
2	7.837	7.837	0.000	89644911	0.5000	0.5019	
2	8.056	8.056	0.000	204415101	0.5000	0.4932	
2	8.351	8.351	0.000	147792879	0.5000	0.4845	
		Average of Peak Amounts =				0.4955	
						RPD = 1.49	
$ 12 DCB Decachlorobiphenyl							
1	8.270	8.270	0.000	70188378	0.0250	0.0247	
2	9.245	9.245	0.000	91153023	0.0250	0.0235	
						RPD = 4.87	
16 1260 Res 1							
1	7.343	7.343	0.000	71472939	NR	NR	
2	10.391	10.391	0.000	51719	NR	NR	
13 1260 Res 2							
1	7.380	7.380	0.000	35928556	NR	NR	
2	10.371	10.371	0.000	52046	NR	NR	
15 1260 Res 3							a
1	7.418	7.418	0.000	50127641	NR	NR	a
2	0.0	1.759	0.000	0	NR	NR	

QC Flag Legend

Processing Flags

NR - Missing Quant Standard

Review Flags

a - User Assigned ID

Reagents:

SG 1260 res_00002	Amount Added:	1.00	Units: mL
SG1660@0.5PPM_00093	Amount Added:	1.00	Units: mL

Report Date: 26-Dec-2019 07:33:00 Chrom Revision: 2.3 15-Dec-2019 06:20:02

Eurofins TestAmerica, Canton

Data File: \\chromna\Canton\ChromData\A2HP11\20191224-94529.b\P11122403.D

Injection Date: 24-Dec-2019 13:09:38 Instrument ID: A2HP11 Operator ID:

Lims ID: CCV AR1660 Worklist Smp#: 3

Client ID:

Injection Vol: 1.0 uL Dil. Factor: 1.0000 ALS Bottle#: 3

Method: PCB11 IS Limit Group: GC 8082A IS

Column: CLP-1 0.53mm ID (0.53 mm) Y Scaling: Method Defined: Set to Absolute Y Value

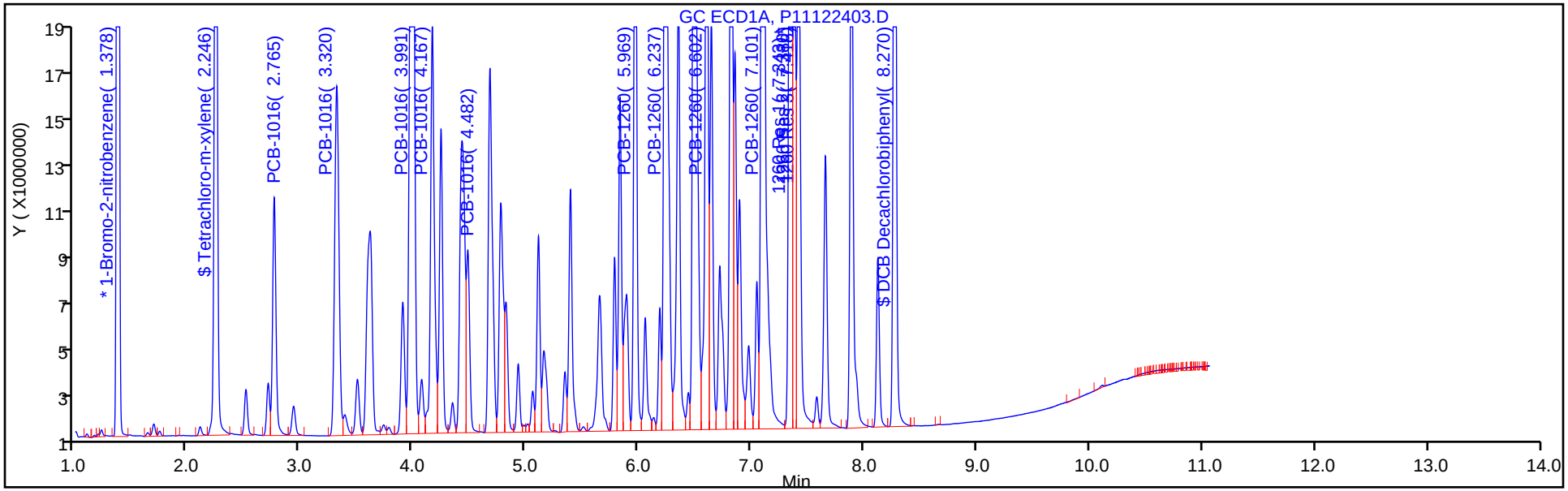

Column: CLP-2 0.53mm ID (0.53 mm) Y Scaling: Method Defined: Set to Absolute Y Value

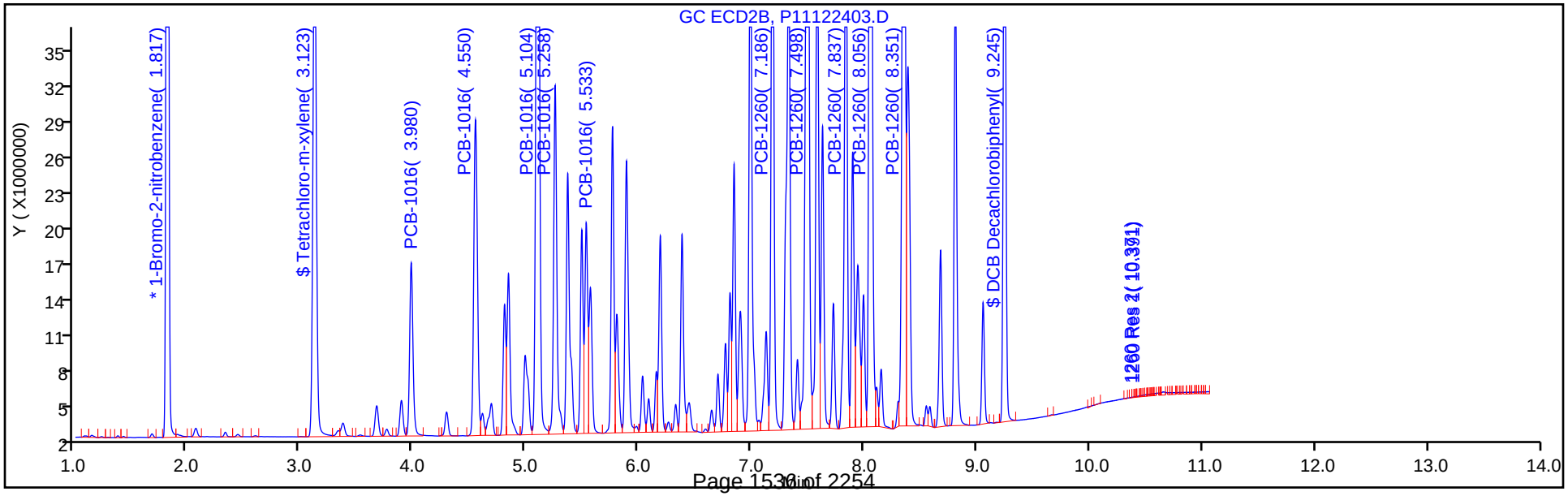

FORM VII
PCBS CONTINUING CALIBRATION DATA

Lab Name: Eurofins TestAmerica, Canton Job No.: 240-124062-1

SDG No.:

Lab Sample ID: CCV 240-417104/4 Calibration Date: 12/24/2019 13:24

Instrument ID: A2HP11 Calib Start Date: 09/26/2019 12:22

GC Column: CLP-1 (0.53mm) ID: 0.53(mm) Calib End Date: 09/26/2019 13:36

Lab File ID: P11122404.D Conc. Units: ng/uL

ANALYTE	CURVE TYPE	AVE RRF	RRF	MIN RRF	CALC AMOUNT	SPIKE AMOUNT	%D	MAX %D
PCB-1232 Peak 1	Ave	0.0213	0.0205		0.481	0.500	-3.7	20.0
PCB-1232 Peak 2	Ave	0.0162	0.0144		0.446	0.500	-10.7	20.0
PCB-1232 Peak 3	Ave	0.0343	0.0348		0.507	0.500	1.4	20.0
PCB-1232 Peak 4	Ave	0.0162	0.0155		0.479	0.500	-4.2	20.0
PCB-1232 Peak 5	Ave	0.0056	0.0056		0.496	0.500	-0.7	20.0
PCB-1262 Peak 1	Ave	0.0370	0.0370		0.499	0.500	-0.1	20.0
PCB-1262 Peak 2	Ave	0.0735	0.0720		0.489	0.500	-2.1	20.0
PCB-1262 Peak 3	Ave	0.0614	0.0648		0.527	0.500	5.5	20.0
PCB-1262 Peak 4	Ave	0.1611	0.1605		0.498	0.500	-0.4	20.0
PCB-1262 Peak 5	Ave	0.0594	0.0598		0.503	0.500	0.7	20.0

FORM VII
PCBS CONTINUING CALIBRATION RETENTION TIME SUMMARY

Lab Name: Eurofins TestAmerica, Canton Job No.: 240-124062-1

SDG No.:

Lab Sample ID: CCV 240-417104/4 Calibration Date: 12/24/2019 13:24

Instrument ID: A2HP11 Calib Start Date: 09/26/2019 12:22

GC Column: CLP-1 (0.53mm) ID: 0.53(mm) Calib End Date: 09/26/2019 13:36

Lab File ID: P11122404.D

Analyte	RT	RT WINDOW	
		FROM	TO
PCB-1232 Peak 1	2.77	2.75	2.78
PCB-1232 Peak 2	3.32	3.30	3.34
PCB-1232 Peak 3	3.99	3.97	4.01
PCB-1232 Peak 4	4.17	4.15	4.19
PCB-1232 Peak 5	4.48	4.46	4.50
PCB-1262 Peak 1	5.97	5.95	5.99
PCB-1262 Peak 2	6.60	6.58	6.62
PCB-1262 Peak 3	6.82	6.80	6.84
PCB-1262 Peak 4	7.10	7.08	7.12
PCB-1262 Peak 5	7.38	7.36	7.40

Eurofins TestAmerica, Canton
Target Compound Quantitation Report

Data File: \\chromna\Canton\ChromData\A2HP11\20191224-94529.b\P11122404.D
Lims ID: CCV AR1232/1262
Client ID:
Sample Type: CCV
Inject. Date: 24-Dec-2019 13:24:14 ALS Bottle#: 4 Worklist Smp#: 4
Injection Vol: 1.0 uL Dil. Factor: 1.0000
Sample Info: 240-0094529-004
Operator ID: Instrument ID: A2HP11
Sublist: chrom-PCB11 IS*sub3

Method: \\chromna\Canton\ChromData\A2HP11\20191224-94529.b\PCB11 IS.m
Limit Group: GC 8082A IS
Last Update: 26-Dec-2019 07:33:06 Calib Date: 26-Sep-2019 19:27:31
Integrator: Falcon
Quant Method: Internal Standard Quant By: Initial Calibration
Last ICal File: \\chromna\Canton\ChromData\A2HP11\20190926-91426.b\P11092633.D

Column 1 : CLP-1 0.53mm ID (0.53 mm) Det: GC ECD1A
Column 2 : CLP-2 0.53mm ID (0.53 mm) Det: GC ecd2b
Process Host: CTX0332

First Level Reviewer: hassl Date: 26-Dec-2019 07:24:32

Col	RT (min.)	Exp RT (min.)	Dlt RT (min.)	Response	Cal Amt ng/ul	OnCol Amt ng/ul	Flags
* 14 1-Bromo-2-nitrobenzene							
1	1.378	1.378	0.000	127160444	0.0500	0.0500	
2	1.817	1.817	0.000	176790527	0.0500	0.0500	
4 PCB-1232							M
1	2.765	2.765	0.000	26047670	0.5000	0.4814	
1	3.320	3.320	0.000	18343988	0.5000	0.4463	
1	3.990	3.990	0.000	44192325	0.5000	0.5070	
1	4.168	4.168	0.000	19709797	0.5000	0.4791	
1	4.483	4.483	0.000	7073884	0.5000	0.4963	M
		Average of Peak Amounts =				0.4820	
2	3.980	3.980	0.000	39557341	0.5000	0.4812	
2	4.551	4.551	0.000	30952844	0.5000	0.4595	
2	5.104	5.104	0.000	66315181	0.5000	0.5256	
2	5.258	5.258	0.000	28373642	0.5000	0.4717	
2	5.534	5.534	0.000	13402145	0.5000	0.4724	
		Average of Peak Amounts =				0.4821	
						RPD = 0.01	

Col	RT (min.)	Exp RT (min.)	Dlt RT (min.)	Response	Cal Amt ng/ul	OnCol Amt ng/ul	Flags
9 PCB-1262							M
1	5.970	5.970	0.000	47045281	0.5000	0.4994	M
1	6.602	6.602	0.000	91487556	0.5000	0.4895	M
1	6.819	6.819	0.000	82345767	0.5000	0.5273	M
1	7.100	7.100	0.000	204067477	0.5000	0.4980	M
1	7.381	7.381	0.000	76088070	0.5000	0.5033	M
		Average of Peak Amounts =				0.5035	
2	7.187	7.187	0.000	84232589	0.5000	0.4960	M
2	7.584	7.584	0.000	125630725	0.5000	0.4830	M
2	7.838	7.838	0.000	116570138	0.5000	0.5151	M
2	8.056	8.056	0.000	257326104	0.5000	0.5051	M
2	8.350	8.350	0.000	180449440	0.5000	0.4854	M
		Average of Peak Amounts =				0.4969	
						RPD = 1.31	

QC Flag Legend

Review Flags

M - Manually Integrated

Reagents:

SG3262@0.5PPM_00039 Amount Added: 1.00 Units: mL

Report Date: 26-Dec-2019 07:33:07 Chrom Revision: 2.3 15-Dec-2019 06:20:02

Eurofins TestAmerica, Canton

Data File: \\chromna\Canton\ChromData\A2HP11\20191224-94529.b\P11122404.D

Injection Date:	24-Dec-2019 13:24:14	Instrument ID:	A2HP11	Operator ID:	
Lims ID:	CCV AR1232/1262			Worklist Smp#:	4
Client ID:					
Injection Vol:	1.0 uL	Dil. Factor:	1.0000	ALS Bottle#:	4
Method:	PCB11 IS	Limit Group:	GC 8082A IS		

Column: CLP-1 0.53mm ID (0.53 mm) Y Scaling: Method Defined: Set to Absolute Y Value

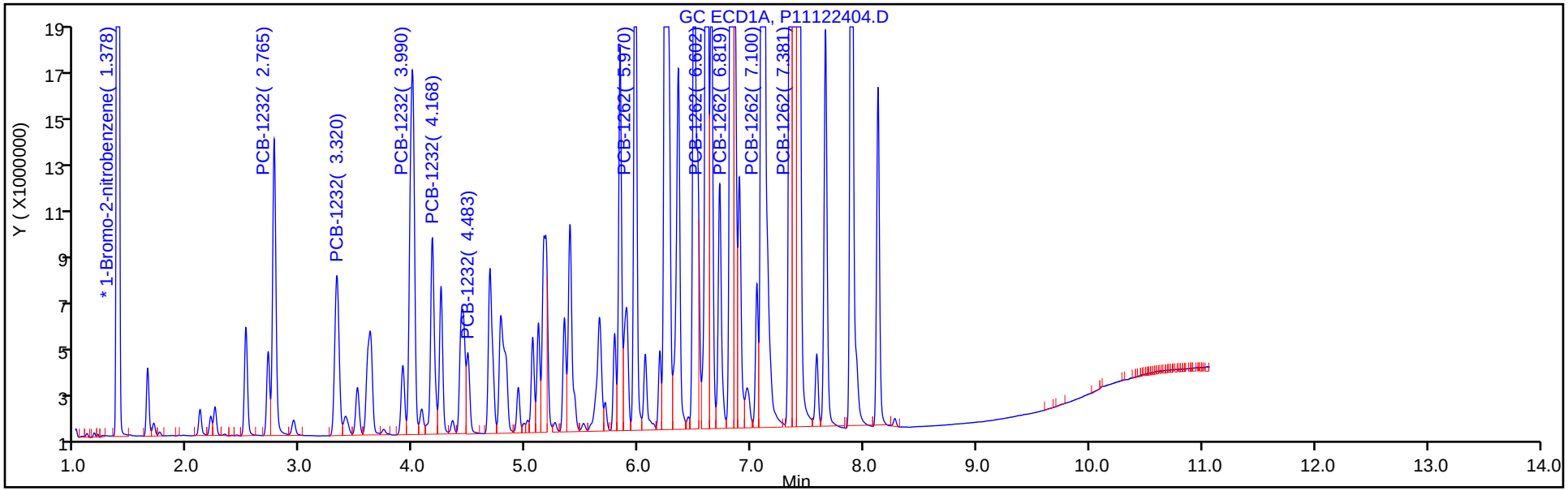

Column: CLP-2 0.53mm ID (0.53 mm) Y Scaling: Method Defined: Set to Absolute Y Value

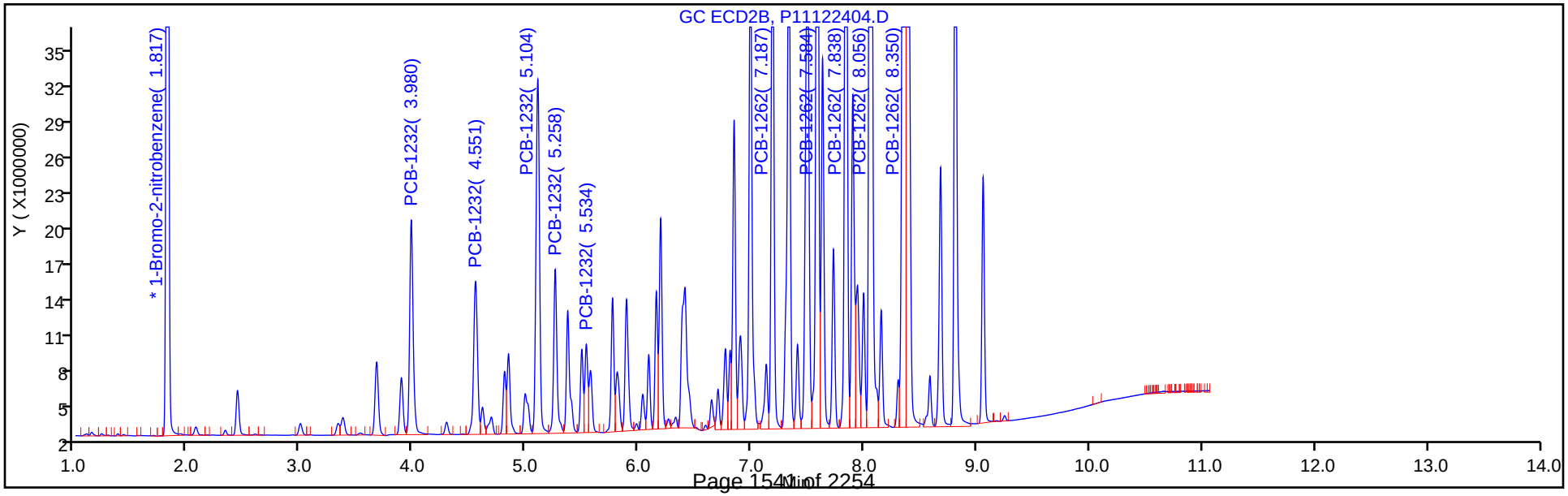

Report Date: 26-Dec-2019 07:33:08 Chrom Revision: 2.3 15-Dec-2019 06:20:02

Eurofins TestAmerica, Canton

Data File: \\chromna\Canton\ChromData\A2HP11\20191224-94529.b\P11122404.D

Injection Date: 24-Dec-2019 13:24:14 Instrument ID: A2HP11

Lims ID: CCV AR1232/1262

Client ID:

Operator ID: ALS Bottle#: 4 Worklist Smp#: 4

Injection Vol: 1.0 uL Dil. Factor: 1.0000

Method: PCB11 IS Limit Group: GC 8082A IS

Column: CLP-1 0.53mm ID (0.53 mm) Detector GC ECD1A

4 PCB-1232, CAS: 11141-16-5

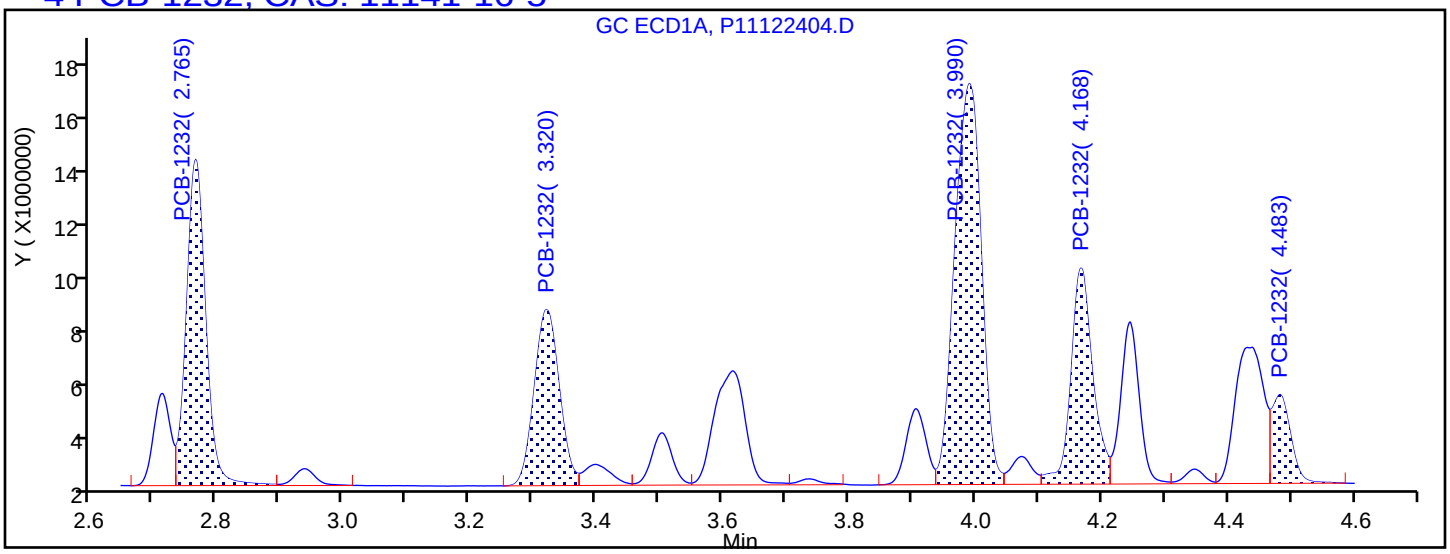

Processing Integration Results

2.765	Response = 26047670
3.320	Response = 18343988
3.990	Response = 44192325
4.168	Response = 19709797
4.483	Response = 6923023

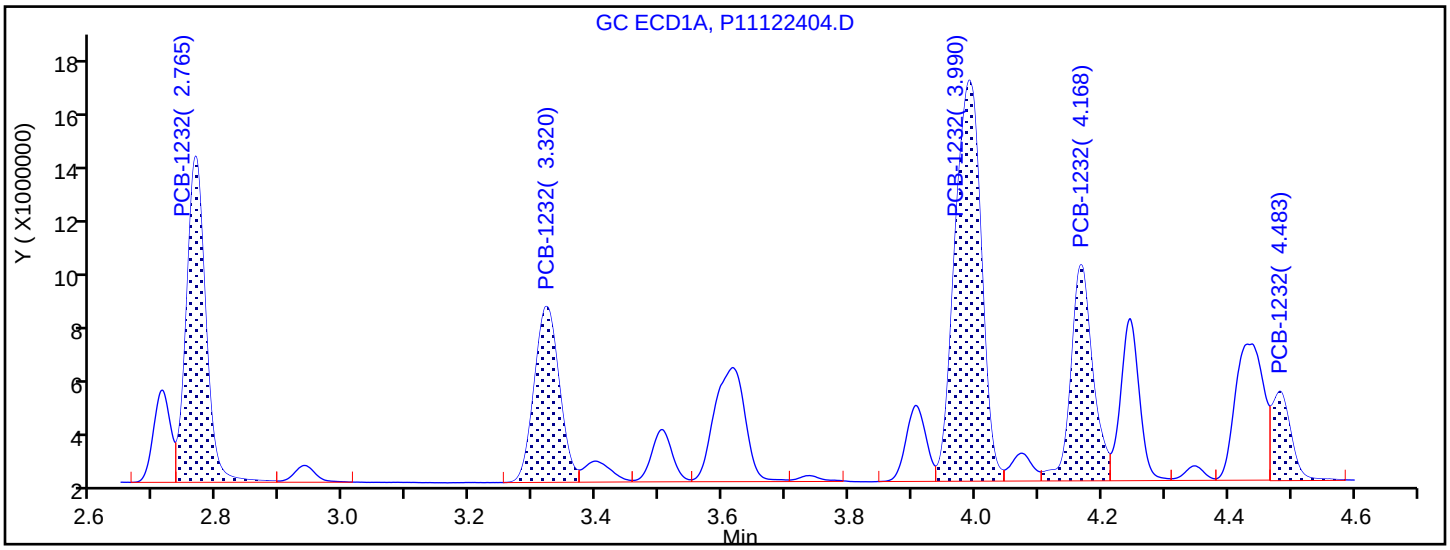

Manual Integration Results

2.765	Response = 26047670	
3.320	Response = 18343988	
3.990	Response = 44192325	
4.168	Response = 19709797	
4.483	Response = 7073884	M

Reviewer: hassl, 26-Dec-2019 07:24:12

Audit Action: Assigned New Baseline Audit Reason: Baseline Smoothing

Report Date: 26-Dec-2019 07:33:08 Chrom Revision: 2.3 15-Dec-2019 06:20:02

Eurofins TestAmerica, Canton

Data File: \\chromna\Canton\ChromData\A2HP11\20191224-94529.b\P11122404.D

Injection Date: 24-Dec-2019 13:24:14 Instrument ID: A2HP11

Lims ID: CCV AR1232/1262

Client ID:

Operator ID: ALS Bottle#: 4 Worklist Smp#: 4

Injection Vol: 1.0 uL Dil. Factor: 1.0000

Method: PCB11 IS Limit Group: GC 8082A IS

Column: CLP-1 0.53mm ID (0.53 mm) Detector GC ECD1A

9 PCB-1262, CAS: 37324-23-5

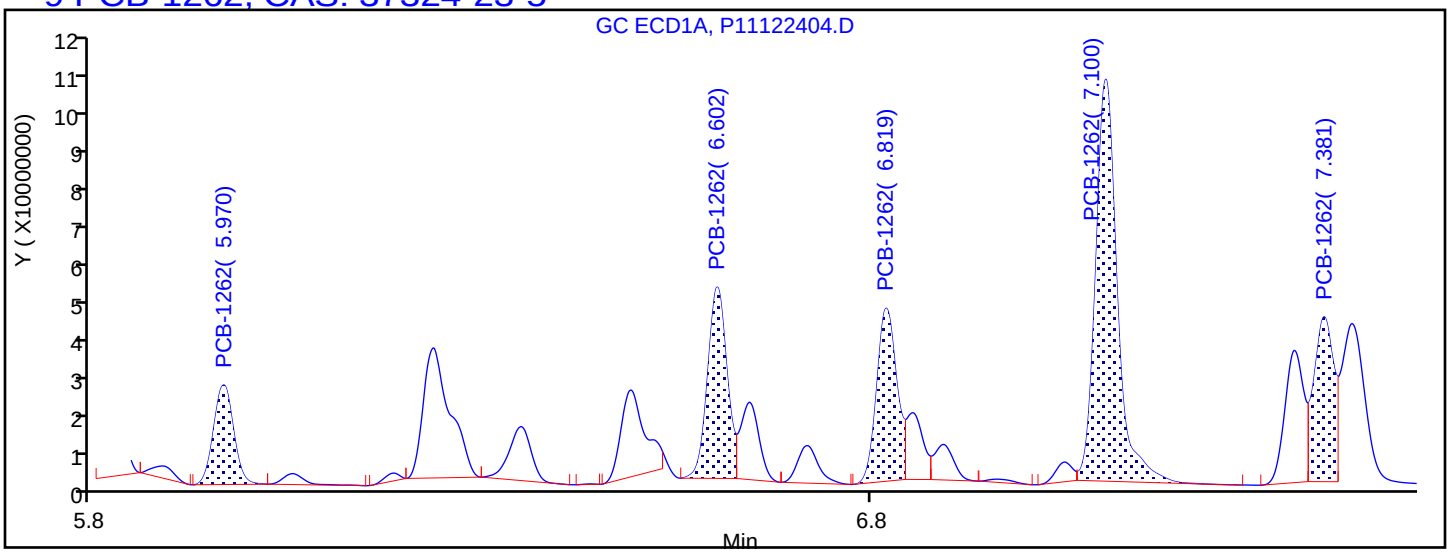

Processing Integration Results

5.970	Response = 44659292
6.602	Response = 83309900
6.819	Response = 78404803
7.100	Response = 194834628
7.381	Response = 73828056

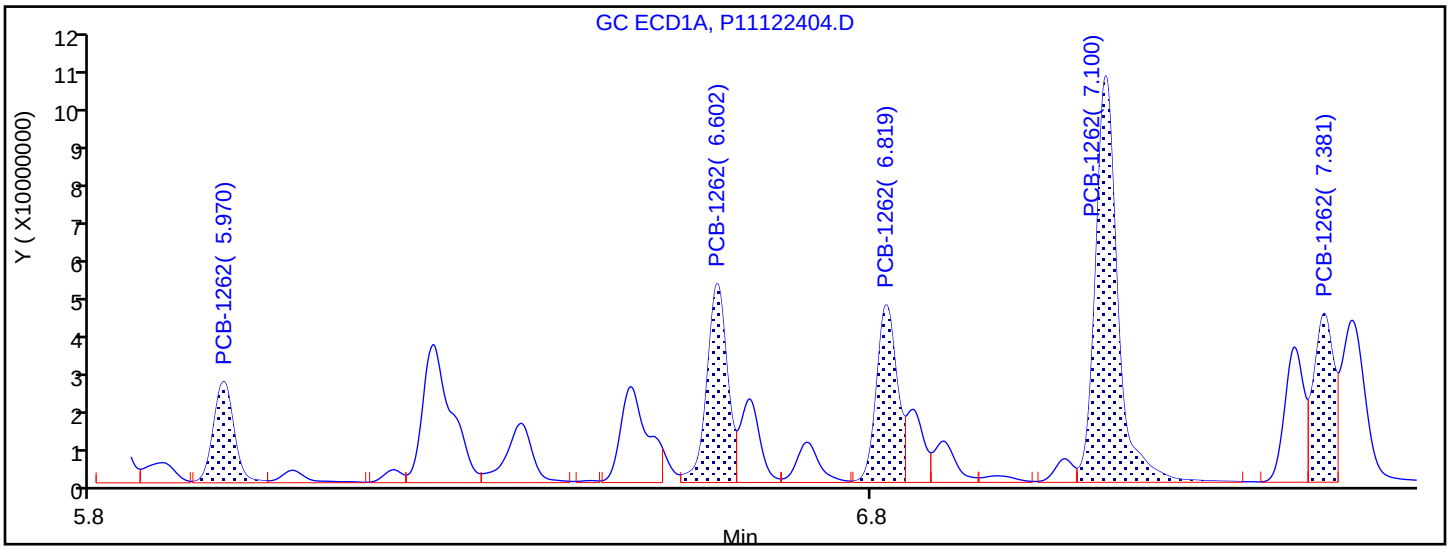

Manual Integration Results

5.970	Response = 47045281	M
6.602	Response = 91487556	M
6.819	Response = 82345767	M
7.100	Response = 204067477	M
7.381	Response = 76088070	M

Reviewer: hassl, 26-Dec-2019 07:24:12

Audit Action: Assigned New Baseline Audit Reason: Baseline Smoothing

FORM VII
PCBS CONTINUING CALIBRATION DATA

Lab Name: Eurofins TestAmerica, Canton Job No.: 240-124062-1

SDG No.:

Lab Sample ID: CCV 240-417104/5 Calibration Date: 12/24/2019 13:38

Instrument ID: A2HP11 Calib Start Date: 09/26/2019 13:50

GC Column: CLP-1 (0.53mm) ID: 0.53(mm) Calib End Date: 09/26/2019 15:03

Lab File ID: P11122405.D Conc. Units: ng/uL

ANALYTE	CURVE TYPE	AVE RRF	RRF	MIN RRF	CALC AMOUNT	SPIKE AMOUNT	%D	MAX %D
PCB-1242 Peak 1	Ave	0.0152	0.0146		0.481	0.500	-3.8	20.0
PCB-1242 Peak 2	Ave	0.0265	0.0250		0.472	0.500	-5.5	20.0
PCB-1242 Peak 3	Ave	0.0586	0.0627		0.535	0.500	7.0	20.0
PCB-1242 Peak 4	Ave	0.0271	0.0272		0.502	0.500	0.4	20.0
PCB-1242 Peak 5	Ave	0.0099	0.0103		0.522	0.500	4.5	20.0
PCB-1268 Peak 1	Ave	0.1715	0.1745		0.509	0.500	1.7	20.0
PCB-1268 Peak 2	Ave	0.1697	0.1748		0.515	0.500	3.0	20.0
PCB-1268 Peak 3	Ave	0.1500	0.1522		0.507	0.500	1.5	20.0
PCB-1268 Peak 4	Ave	0.0614	0.0621		0.506	0.500	1.2	20.0
PCB-1268 Peak 5	Ave	0.4930	0.5015		0.509	0.500	1.7	20.0

FORM VII
PCBS CONTINUING CALIBRATION RETENTION TIME SUMMARY

Lab Name: Eurofins TestAmerica, Canton Job No.: 240-124062-1

SDG No.:

Lab Sample ID: CCV 240-417104/5 Calibration Date: 12/24/2019 13:38

Instrument ID: A2HP11 Calib Start Date: 09/26/2019 13:50

GC Column: CLP-1 (0.53mm) ID: 0.53(mm) Calib End Date: 09/26/2019 15:03

Lab File ID: P11122405.D

Analyte	RT	RT WINDOW	
		FROM	TO
PCB-1242 Peak 1	2.77	2.75	2.79
PCB-1242 Peak 2	3.32	3.30	3.34
PCB-1242 Peak 3	3.99	3.97	4.01
PCB-1242 Peak 4	4.17	4.15	4.19
PCB-1242 Peak 5	4.48	4.46	4.50
PCB-1268 Peak 1	7.38	7.36	7.40
PCB-1268 Peak 2	7.41	7.39	7.43
PCB-1268 Peak 3	7.58	7.56	7.60
PCB-1268 Peak 4	7.89	7.87	7.91
PCB-1268 Peak 5	8.12	8.10	8.14

Eurofins TestAmerica, Canton
Target Compound Quantitation Report

Data File: \\chromna\Canton\ChromData\A2HP11\20191224-94529.b\P11122405.D
Lims ID: CCV AR1242/1268
Client ID:
Sample Type: CCV
Inject. Date: 24-Dec-2019 13:38:51 ALS Bottle#: 5 Worklist Smp#: 5
Injection Vol: 1.0 uL Dil. Factor: 1.0000
Sample Info: 240-0094529-005
Operator ID: Instrument ID: A2HP11
Sublist: chrom-PCB11 IS*sub4

Method: \\chromna\Canton\ChromData\A2HP11\20191224-94529.b\PCB11 IS.m
Limit Group: GC 8082A IS
Last Update: 26-Dec-2019 07:33:09 Calib Date: 26-Sep-2019 19:27:31
Integrator: Falcon
Quant Method: Internal Standard Quant By: Initial Calibration
Last ICal File: \\chromna\Canton\ChromData\A2HP11\20190926-91426.b\P11092633.D

Column 1 : CLP-1 0.53mm ID (0.53 mm) Det: GC ECD1A
Column 2 : CLP-2 0.53mm ID (0.53 mm) Det: GC ecd2b
Process Host: CTX0332

Col	RT (min.)	Exp RT (min.)	Dlt RT (min.)	Response	Cal Amt ng/ul	OnCol Amt ng/ul	Flags
* 14 1-Bromo-2-nitrobenzene							
1	1.378	1.378	0.000	128134877	0.0500	0.0500	
2	1.817	1.817	0.000	179251496	0.0500	0.0500	
5 PCB-1242							
1	2.766	2.766	0.000	18688226	0.5000	0.4812	
1	3.321	3.321	0.000	32090108	0.5000	0.4725	
1	3.991	3.991	0.000	80393380	0.5000	0.5349	
1	4.168	4.168	0.000	34852115	0.5000	0.5019	
1	4.483	4.483	0.000	13249469	0.5000	0.5224	
		Average of Peak Amounts =				0.5026	
2	3.981	3.981	0.000	27533272	0.5000	0.4673	
2	4.551	4.551	0.000	51607522	0.5000	0.4821	
2	5.104	5.104	0.000	121173573	0.5000	0.5504	
2	5.258	5.258	0.000	50434035	0.5000	0.5068	
2	5.534	5.534	0.000	27154283	0.5000	0.5086	
		Average of Peak Amounts =				0.5030	
						RPD = 0.09	

Col	RT (min.)	Exp RT (min.)	Dlt RT (min.)	Response	Cal Amt ng/ul	OnCol Amt ng/ul	Flags
11 PCB-1268							
1	7.381	7.381	0.000	223620395	0.5000	0.5087	
1	7.412	7.412	0.000	223987640	0.5000	0.5152	
1	7.578	7.578	0.000	195047671	0.5000	0.5074	
1	7.886	7.886	0.000	79548205	0.5000	0.5058	
1	8.121	8.121	0.000	642626929	0.5000	0.5086	
		Average of Peak Amounts =				0.5091	
2	8.348	8.348	0.000	292191620	0.5000	0.4952	
2	8.384	8.384	0.000	290347143	0.5000	0.4998	
2	8.582	8.582	0.000	241034279	0.5000	0.4805	
2	8.808	8.808	0.000	101960385	0.5000	0.4776	
2	9.056	9.056	0.000	811380958	0.5000	0.4877	
		Average of Peak Amounts =				0.4881	
						RPD = 4.21	

Reagents:

SG4268@0.5PPM_00038 Amount Added: 1.00 Units: mL

Report Date: 26-Dec-2019 07:33:11 Chrom Revision: 2.3 15-Dec-2019 06:20:02

Eurofins TestAmerica, Canton

Data File: \\chromna\Canton\ChromData\A2HP11\20191224-94529.b\P11122405.D

Injection Date:	24-Dec-2019 13:38:51	Instrument ID:	A2HP11	Operator ID:	
Lims ID:	CCV AR1242/1268			Worklist Smp#:	5
Client ID:					
Injection Vol:	1.0 uL	Dil. Factor:	1.0000	ALS Bottle#:	5
Method:	PCB11 IS	Limit Group:	GC 8082A IS		

Column: CLP-1 0.53mm ID (0.53 mm) Y Scaling: Method Defined: Set to Absolute Y Value

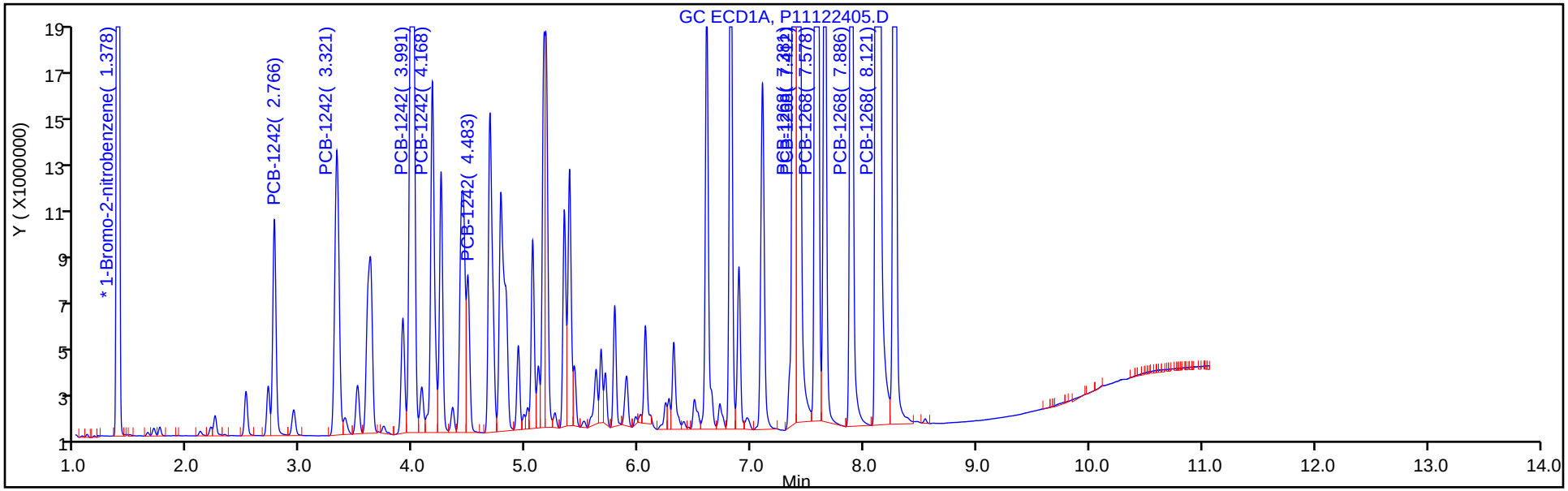

Column: CLP-2 0.53mm ID (0.53 mm) Y Scaling: Method Defined: Set to Absolute Y Value

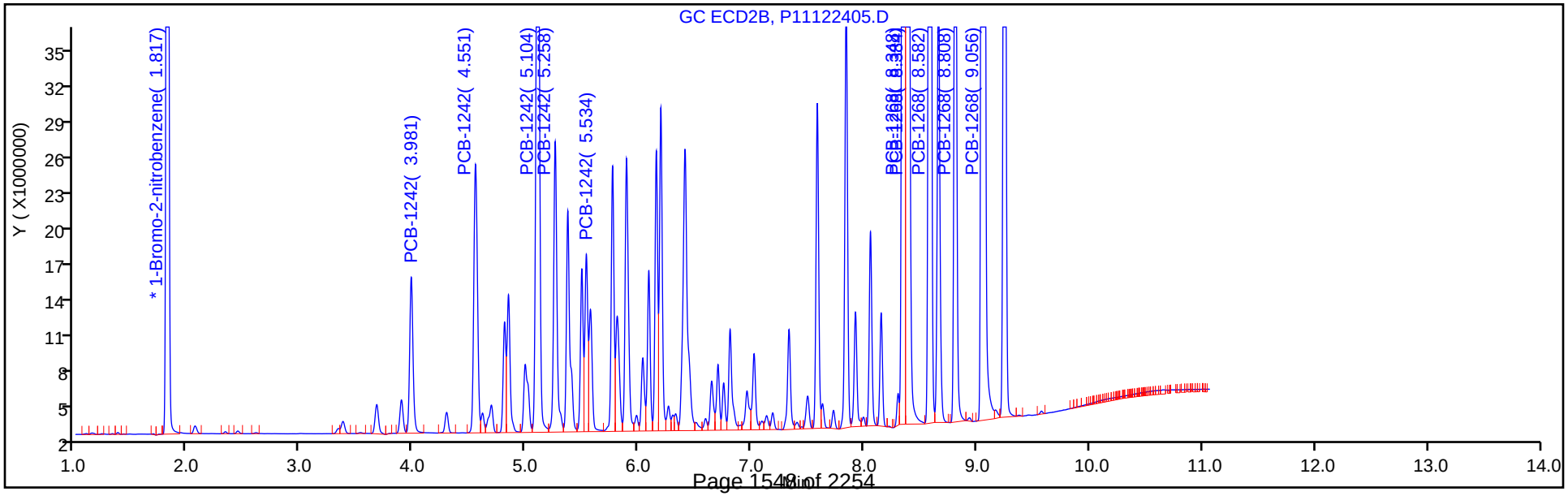

FORM VII
PCBS CONTINUING CALIBRATION DATA

Lab Name: Eurofins TestAmerica, Canton Job No.: 240-124062-1

SDG No.:

Lab Sample ID: CCV 240-417104/6 Calibration Date: 12/24/2019 13:53

Instrument ID: A2HP11 Calib Start Date: 09/26/2019 15:18

GC Column: CLP-1 (0.53mm) ID: 0.53(mm) Calib End Date: 09/26/2019 16:31

Lab File ID: P11122406.D Conc. Units: ng/uL

ANALYTE	CURVE TYPE	AVE RRF	RRF	MIN RRF	CALC AMOUNT	SPIKE AMOUNT	%D	MAX %D
PCB-1248 Peak 1	Ave	0.0151	0.0128		0.424	0.500	-15.1	20.0
PCB-1248 Peak 2	Ave	0.0396	0.0371		0.468	0.500	-6.4	20.0
PCB-1248 Peak 3	Ave	0.0307	0.0290		0.472	0.500	-5.7	20.0
PCB-1248 Peak 4	Ave	0.0198	0.0192		0.486	0.500	-2.8	20.0
PCB-1248 Peak 5	Ave	0.0132	0.0131		0.493	0.500	-1.5	20.0

FORM VII
PCBS CONTINUING CALIBRATION RETENTION TIME SUMMARY

Lab Name: Eurofins TestAmerica, Canton Job No.: 240-124062-1

SDG No.:

Lab Sample ID: CCV 240-417104/6 Calibration Date: 12/24/2019 13:53

Instrument ID: A2HP11 Calib Start Date: 09/26/2019 15:18

GC Column: CLP-1 (0.53mm) ID: 0.53(mm) Calib End Date: 09/26/2019 16:31

Lab File ID: P11122406.D

Analyte	RT	RT WINDOW	
		FROM	TO
PCB-1248 Peak 1	3.32	3.30	3.34
PCB-1248 Peak 2	4.68	4.66	4.70
PCB-1248 Peak 3	5.39	5.37	5.41
PCB-1248 Peak 4	5.79	5.77	5.81
PCB-1248 Peak 5	6.31	6.29	6.33

Eurofins TestAmerica, Canton
Target Compound Quantitation Report

Data File: \\chromna\Canton\ChromData\A2HP11\20191224-94529.b\P11122406.D
Lims ID: CCV AR1248
Client ID:
Sample Type: CCV
Inject. Date: 24-Dec-2019 13:53:28 ALS Bottle#: 6 Worklist Smp#: 6
Injection Vol: 1.0 uL Dil. Factor: 1.0000
Sample Info: 240-0094529-006
Operator ID: Instrument ID: A2HP11
Sublist: chrom-PCB11 IS*sub5

Method: \\chromna\Canton\ChromData\A2HP11\20191224-94529.b\PCB11 IS.m
Limit Group: GC 8082A IS
Last Update: 26-Dec-2019 07:33:14 Calib Date: 26-Sep-2019 19:27:31
Integrator: Falcon
Quant Method: Internal Standard Quant By: Initial Calibration
Last ICal File: \\chromna\Canton\ChromData\A2HP11\20190926-91426.b\P11092633.D

Column 1 : CLP-1 0.53mm ID (0.53 mm) Det: GC ECD1A
Column 2 : CLP-2 0.53mm ID (0.53 mm) Det: GC ecd2b
Process Host: CTX0332

First Level Reviewer: hassl Date: 26-Dec-2019 07:24:55

Col	RT (min.)	Exp RT (min.)	Dlt RT (min.)	Response	Cal Amt ng/ul	OnCol Amt ng/ul	Flags
* 14 1-Bromo-2-nitrobenzene							
1	1.378	1.378	0.000	144667531	0.0500	0.0500	
2	1.817	1.817	0.000	203798688	0.0500	0.0500	
7 PCB-1248							M
1	3.319	3.319	0.000	18485574	0.5000	0.4244	
1	4.679	4.679	0.000	53611275	0.5000	0.4682	M
1	5.386	5.386	0.000	41944376	0.5000	0.4717	M
1	5.786	5.786	0.000	27822530	0.5000	0.4861	M
1	6.311	6.311	0.000	18878855	0.5000	0.4925	M
		Average of Peak Amounts =				0.4686	
2	4.549	4.549	0.000	28394650	0.5000	0.4008	
2	5.102	5.102	0.000	80245831	0.5000	0.4809	
2	5.891	5.891	0.000	70898450	0.5000	0.4562	
2	6.196	6.196	0.000	82608872	0.5000	0.4874	
2	6.811	6.811	0.000	41437994	0.5000	0.4408	
		Average of Peak Amounts =				0.4532	
					RPD =	3.33	

QC Flag Legend

Review Flags
M - Manually Integrated

Reagents:

SG1248@0.5ppm_00043 Amount Added: 1.00 Units: mL

Report Date: 26-Dec-2019 07:33:17 Chrom Revision: 2.3 15-Dec-2019 06:20:02

Eurofins TestAmerica, Canton

Data File: \\chromna\Canton\ChromData\A2HP11\20191224-94529.b\P11122406.D

Injection Date: 24-Dec-2019 13:53:28 Instrument ID: A2HP11 Operator ID:

Lims ID: CCV AR1248 Worklist Smp#: 6

Client ID:

Injection Vol: 1.0 uL Dil. Factor: 1.0000 ALS Bottle#: 6

Method: PCB11 IS Limit Group: GC 8082A IS

Column: CLP-1 0.53mm ID (0.53 mm) Y Scaling: Method Defined: Set to Absolute Y Value

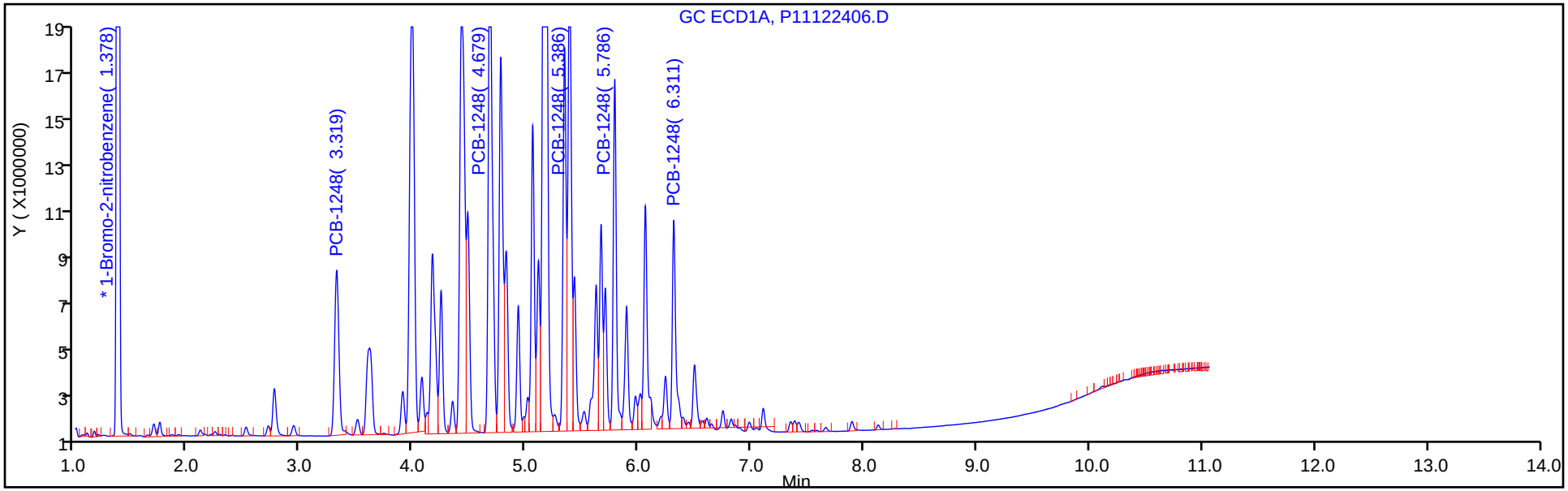

Column: CLP-2 0.53mm ID (0.53 mm) Y Scaling: Method Defined: Set to Absolute Y Value

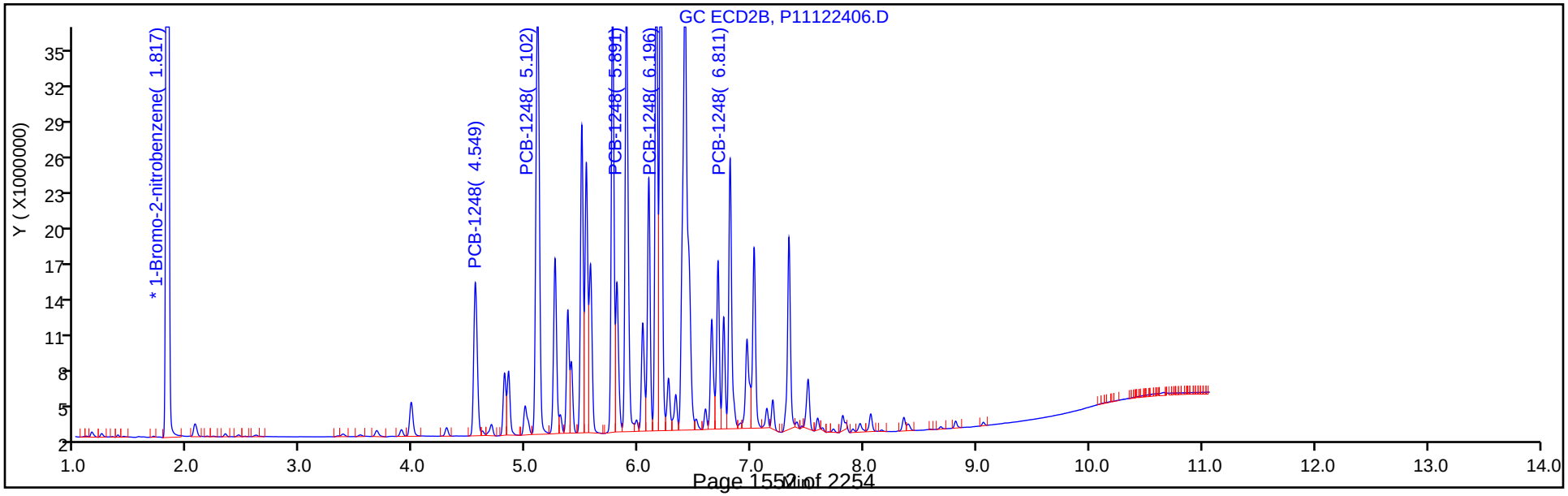

Report Date: 26-Dec-2019 07:33:17 Chrom Revision: 2.3 15-Dec-2019 06:20:02

Eurofins TestAmerica, Canton

Data File: \\chromna\Canton\ChromData\A2HP11\20191224-94529.b\P11122406.D

Injection Date: 24-Dec-2019 13:53:28 Instrument ID: A2HP11

Lims ID: CCV AR1248

Client ID:

Operator ID: ALS Bottle#: 6 Worklist Smp#: 6

Injection Vol: 1.0 uL Dil. Factor: 1.0000

Method: PCB11 IS Limit Group: GC 8082A IS

Column: CLP-1 0.53mm ID (0.53 mm) Detector GC ECD1A

7 PCB-1248, CAS: 12672-29-6

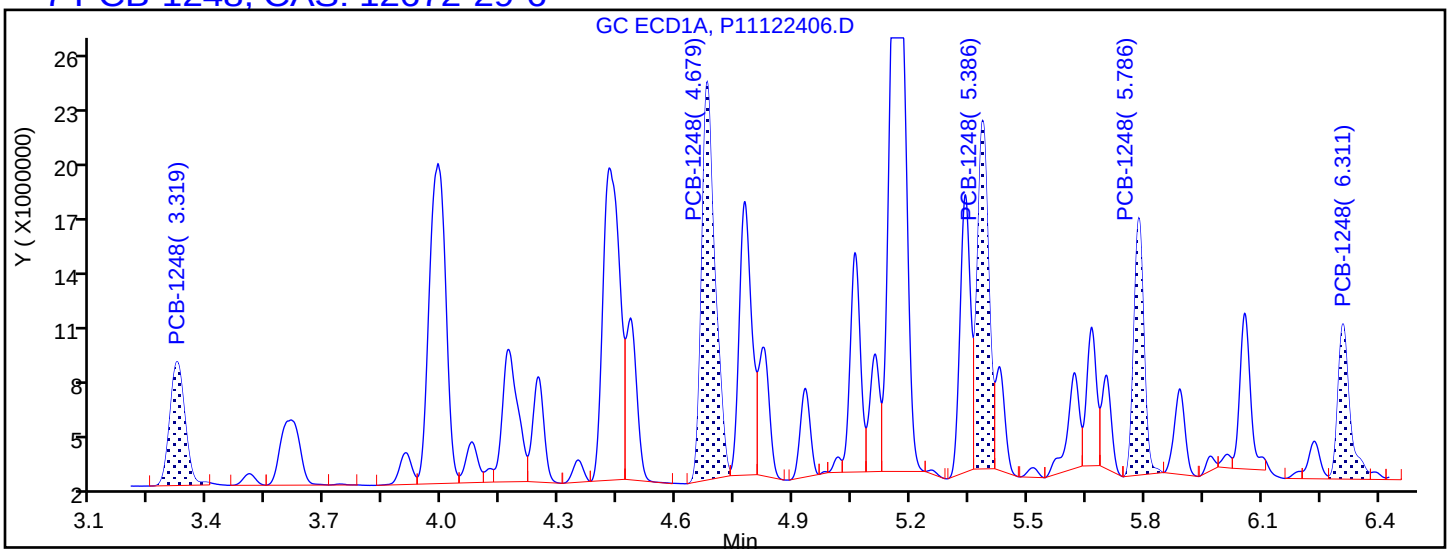

Processing Integration Results

3.319	Response = 18485574
4.679	Response = 52198669
5.386	Response = 39542776
5.786	Response = 25458916
6.311	Response = 18375716

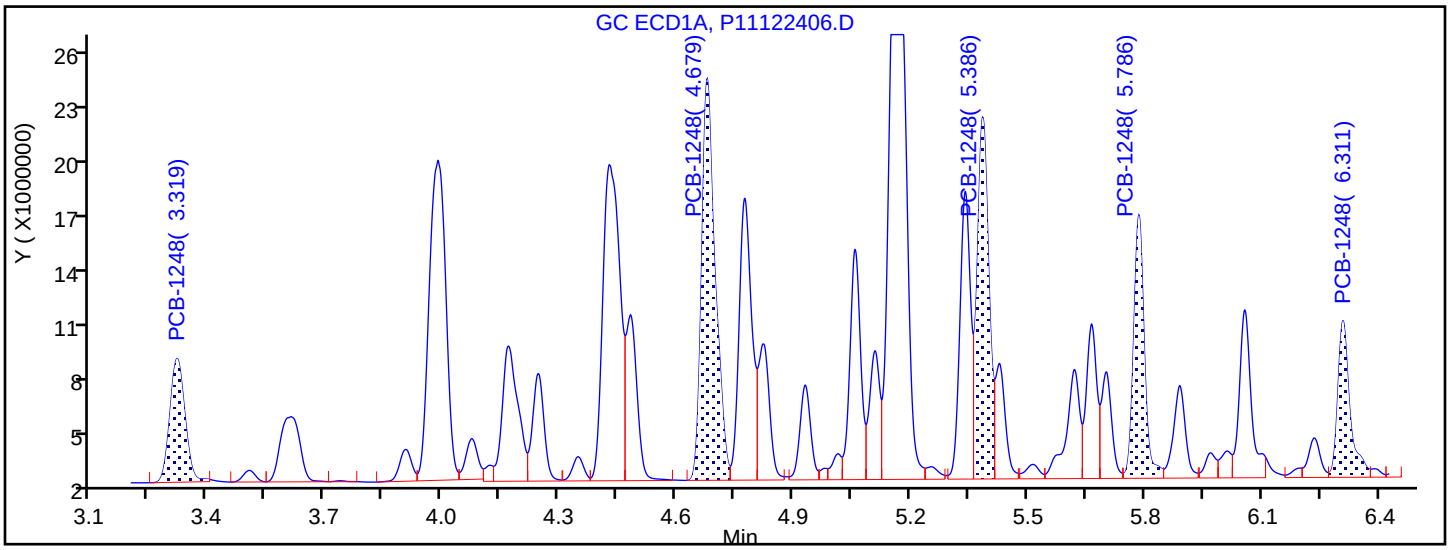

Manual Integration Results

3.319	Response = 18485574	
4.679	Response = 53611275	M
5.386	Response = 41944376	M
5.786	Response = 27822530	M
6.311	Response = 18878855	M

Reviewer: hassl, 26-Dec-2019 07:24:52

Audit Action: Assigned New Baseline Audit Reason: Baseline Smoothing

FORM VII
PCBS CONTINUING CALIBRATION DATA

Lab Name: Eurofins TestAmerica, Canton Job No.: 240-124062-1

SDG No.:

Lab Sample ID: CCV 240-417104/7 Calibration Date: 12/24/2019 14:08

Instrument ID: A2HP11 Calib Start Date: 09/26/2019 16:46

GC Column: CLP-1 (0.53mm) ID: 0.53(mm) Calib End Date: 09/26/2019 17:59

Lab File ID: P11122407.D Conc. Units: ng/uL

ANALYTE	CURVE TYPE	AVE RRF	RRF	MIN RRF	CALC AMOUNT	SPIKE AMOUNT	%D	MAX %D
PCB-1221 Peak 1	Ave	0.0096	0.0095		0.494	0.500	-1.2	20.0
PCB-1221 Peak 2	Ave	0.0066	0.0062		0.469	0.500	-6.2	20.0
PCB-1221 Peak 3	Ave	0.0241	0.0230		0.476	0.500	-4.8	20.0
PCB-1254 Peak 1	Ave	0.0454	0.0445		0.489	0.500	-2.1	20.0
PCB-1254 Peak 2	Ave	0.0640	0.0649		0.507	0.500	1.5	20.0
PCB-1254 Peak 3	Ave	0.0502	0.0540		0.538	0.500	7.6	20.0
PCB-1254 Peak 4	Ave	0.0420	0.0426		0.507	0.500	1.4	20.0
PCB-1254 Peak 5	Ave	0.0673	0.0673		0.500	0.500	-0.0	20.0

FORM VII
PCBS CONTINUING CALIBRATION RETENTION TIME SUMMARY

Lab Name: Eurofins TestAmerica, Canton Job No.: 240-124062-1

SDG No.:

Lab Sample ID: CCV 240-417104/7 Calibration Date: 12/24/2019 14:08

Instrument ID: A2HP11 Calib Start Date: 09/26/2019 16:46

GC Column: CLP-1 (0.53mm) ID: 0.53(mm) Calib End Date: 09/26/2019 17:59

Lab File ID: P11122407.D

Analyte	RT	RT WINDOW	
		FROM	TO
PCB-1221 Peak 1	2.51	2.50	2.53
PCB-1221 Peak 2	2.71	2.69	2.73
PCB-1221 Peak 3	2.77	2.75	2.78
PCB-1254 Peak 1	5.39	5.38	5.41
PCB-1254 Peak 2	5.79	5.77	5.81
PCB-1254 Peak 3	6.06	6.04	6.08
PCB-1254 Peak 4	6.24	6.22	6.26
PCB-1254 Peak 5	6.49	6.47	6.51

Eurofins TestAmerica, Canton
Target Compound Quantitation Report

Data File: \\chromna\Canton\ChromData\A2HP11\20191224-94529.b\P11122407.D
Lims ID: CCV AR1221/1254
Client ID:
Sample Type: CCV
Inject. Date: 24-Dec-2019 14:08:05 ALS Bottle#: 7 Worklist Smp#: 7
Injection Vol: 1.0 uL Dil. Factor: 1.0000
Sample Info: 240-0094529-007
Operator ID: Instrument ID: A2HP11
Sublist: chrom-PCB11 IS*sub6

Method: \\chromna\Canton\ChromData\A2HP11\20191224-94529.b\PCB11 IS.m
Limit Group: GC 8082A IS
Last Update: 26-Dec-2019 07:33:18 Calib Date: 26-Sep-2019 19:27:31
Integrator: Falcon
Quant Method: Internal Standard Quant By: Initial Calibration
Last ICal File: \\chromna\Canton\ChromData\A2HP11\20190926-91426.b\P11092633.D

Column 1 : CLP-1 0.53mm ID (0.53 mm) Det: GC ECD1A
Column 2 : CLP-2 0.53mm ID (0.53 mm) Det: GC ecd2b
Process Host: CTX0332

Col	RT (min.)	Exp RT (min.)	Dlt RT (min.)	Response	Cal Amt ng/ul	OnCol Amt ng/ul	Flags
* 14 1-Bromo-2-nitrobenzene							
1	1.379	1.379	0.000	132016440	0.0500	0.0500	
2	1.819	1.819	0.000	184945343	0.0500	0.0500	
3 PCB-1221							
1	2.514	2.514	0.000	12518051	0.5000	0.4941	
1	2.713	2.713	0.000	8227781	0.5000	0.4688	
1	2.765	2.765	0.000	30307003	0.5000	0.4761	
		Average of Peak Amounts =				0.4797	
2	3.674	3.674	0.000	18514038	0.5000	0.4672	
2	3.894	3.894	0.000	12220334	0.5000	0.4580	
2	3.982	3.982	0.000	45732701	0.5000	0.4700	
		Average of Peak Amounts =				0.4651	
						RPD = 3.09	
8 PCB-1254							
1	5.394	5.394	0.000	58721868	0.5000	0.4894	
1	5.786	5.786	0.000	85711829	0.5000	0.5075	
1	6.058	6.058	0.000	71342693	0.5000	0.5378	
1	6.236	6.236	0.000	56265795	0.5000	0.5070	
1	6.493	6.493	0.000	88778229	0.5000	0.4999	
		Average of Peak Amounts =				0.5083	
2	6.191	6.191	0.000	72267621	0.5000	0.4921	
2	6.384	6.384	0.000	82994303	0.5000	0.4772	
2	6.809	6.809	0.000	136783446	0.5000	0.5139	
2	7.022	7.022	0.000	94610131	0.5000	0.5008	
2	7.500	7.500	0.000	130537015	0.5000	0.4902	
		Average of Peak Amounts =				0.4948	
						RPD = 2.69	

Reagents:

SG2154@0.5PPM_00048 Amount Added: 1.00 Units: mL

Report Date: 26-Dec-2019 07:33:20 Chrom Revision: 2.3 15-Dec-2019 06:20:02

Eurofins TestAmerica, Canton

Data File: \\chromna\Canton\ChromData\A2HP11\20191224-94529.b\P11122407.D

Injection Date: 24-Dec-2019 14:08:05 Instrument ID: A2HP11 Operator ID:

Lims ID: CCV AR1221/1254 Worklist Smp#: 7

Client ID:

Injection Vol: 1.0 uL Dil. Factor: 1.0000 ALS Bottle#: 7

Method: PCB11 IS Limit Group: GC 8082A IS

Column: CLP-1 0.53mm ID (0.53 mm) Y Scaling: Method Defined: Set to Absolute Y Value

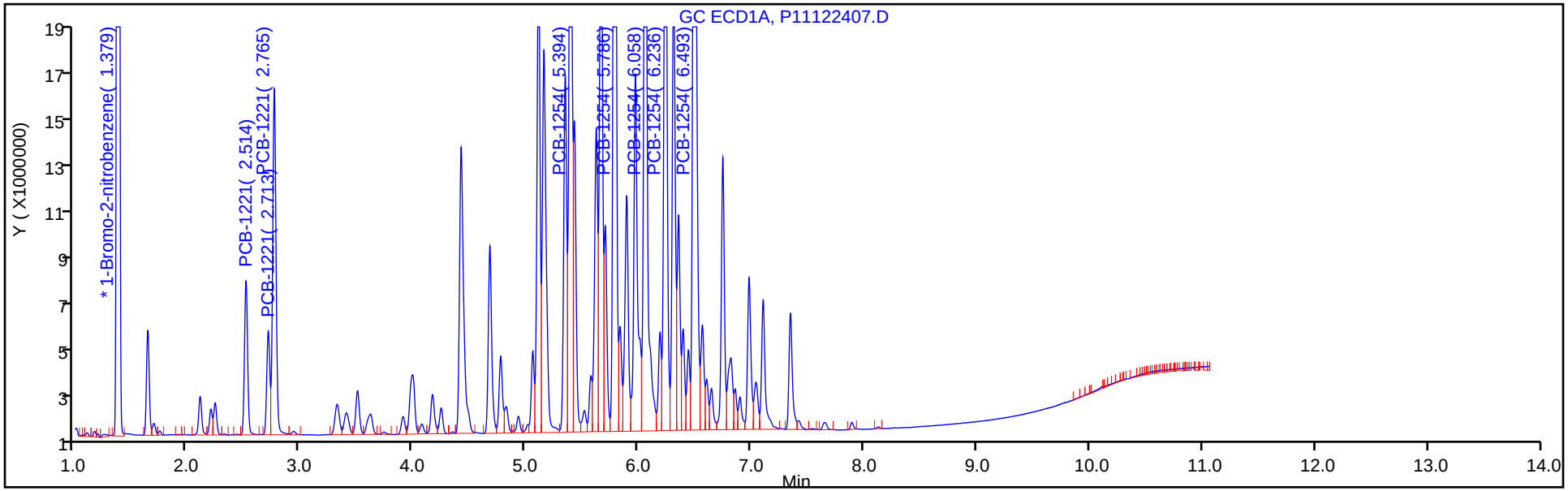

Column: CLP-2 0.53mm ID (0.53 mm) Y Scaling: Method Defined: Set to Absolute Y Value

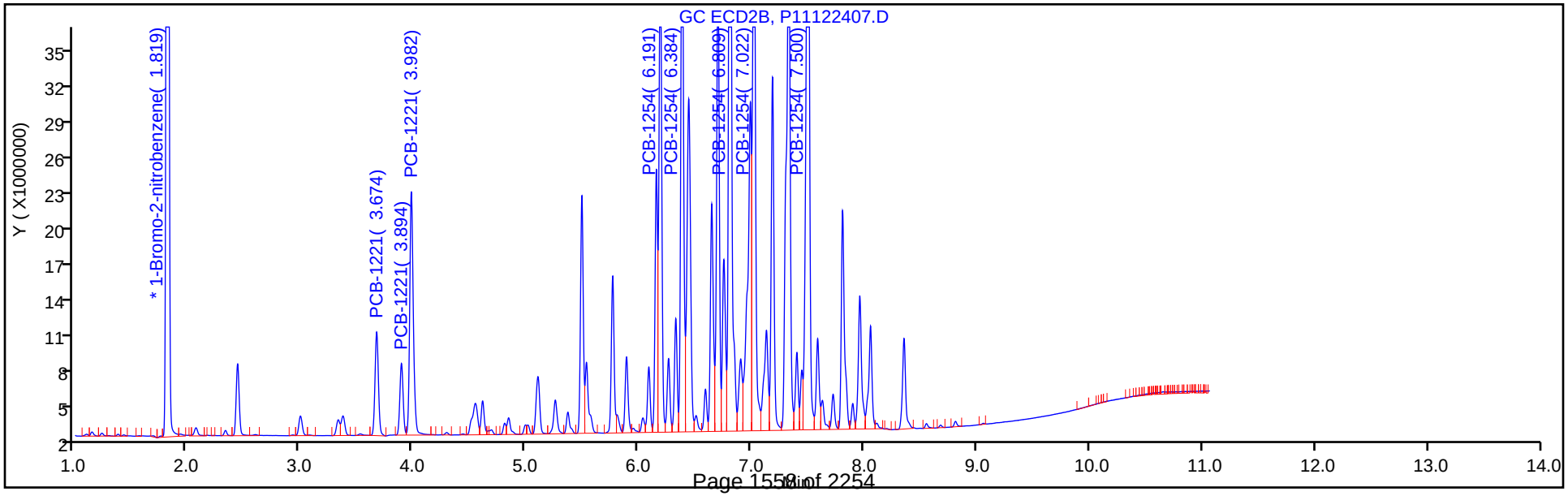

FORM VII
PCBS CONTINUING CALIBRATION DATA

Lab Name: Eurofins TestAmerica, Canton Job No.: 240-124062-1

SDG No.:

Lab Sample ID: ICV 240-401912/34 Calibration Date: 09/23/2019 23:36

Instrument ID: A2HP12 Calib Start Date: 09/23/2019 19:21

GC Column: CLP-1 (0.53mm) ID: 0.53(mm) Calib End Date: 09/23/2019 21:07

Lab File ID: P12092334.D Conc. Units: ng/uL

ANALYTE	CURVE TYPE	AVE RRF	RRF	MIN RRF	CALC AMOUNT	SPIKE AMOUNT	%D	MAX %D
PCB-1221 Peak 1	Ave	0.0090	0.0103		0.575	0.500	15.1	
PCB-1221 Peak 2	Ave	0.0058	0.0066		0.566	0.500	13.2	
PCB-1221 Peak 3	Ave	0.0222	0.0250		0.562	0.500	12.4	

FORM VII
PCBS CONTINUING CALIBRATION RETENTION TIME SUMMARY

Lab Name: Eurofins TestAmerica, Canton Job No.: 240-124062-1

SDG No.:

Lab Sample ID: ICV 240-401912/34 Calibration Date: 09/23/2019 23:36

Instrument ID: A2HP12 Calib Start Date: 09/23/2019 19:21

GC Column: CLP-1 (0.53mm) ID: 0.53(mm) Calib End Date: 09/23/2019 21:07

Lab File ID: P12092334.D

Analyte	RT	RT WINDOW	
		FROM	TO
PCB-1221 Peak 1	4.61	4.60	4.63
PCB-1221 Peak 2	4.86	4.85	4.88
PCB-1221 Peak 3	4.93	4.91	4.95

Eurofins TestAmerica, Canton
Target Compound Quantitation Report

Data File: \\chromna\Canton\ChromData\A2HP12\20190923-91295.b\P12092334.D
Lims ID: icv 1221
Client ID:
Sample Type: ICV
Inject. Date: 23-Sep-2019 23:36:13 ALS Bottle#: 34 Worklist Smp#: 34
Injection Vol: 1.0 ul Dil. Factor: 1.0000
Sample Info: 240-0091295-034
Operator ID: Instrument ID: A2HP12
Sublist:

Method: \\chromna\Canton\ChromData\A2HP12\20190923-91295.b\PCB12IS.m
Limit Group: GC 8082A IS
Last Update: 25-Sep-2019 07:34:38 Calib Date: 23-Sep-2019 23:14:55
Integrator: Falcon
Quant Method: Internal Standard Quant By: Initial Calibration
Last ICal File: \\chromna\Canton\ChromData\A2HP12\20190923-91295.b\P12092333.D

Column 1 : Det: GC ECD1A
Column 2 : Det: GC ecd2b
Process Host: CTX0326

First Level Reviewer: hassl Date: 24-Sep-2019 06:30:03

Col	RT (min.)	Exp RT (min.)	Dlt RT (min.)	Response	Cal Amt ng/ul	OnCol Amt ng/ul	Flags
* 14 1-Bromo-2-nitrobenzene							
1	2.823	2.823	-0.001	73070513	0.0500	0.0500	
2	3.344	3.344	0.000	95370865	0.0500	0.0500	
3 PCB-1221							
1	4.614	4.615	-0.001	7551295	0.5000	0.5754	
1	4.864	4.865	-0.001	4831003	0.5000	0.5659	
1	4.928	4.930	-0.002	18227966	0.5000	0.5619	
		Average of Peak Amounts =				0.5678	
2	5.594	5.595	-0.001	11488151	0.5000	0.5400	
2	5.820	5.821	-0.001	7300017	0.5000	0.5666	
2	5.911	5.913	-0.002	26610854	0.5000	0.5731	
		Average of Peak Amounts =				0.5599	
						RPD = 1.39	

Reagents:

SG1221ICV@.5_00002 Amount Added: 1.00 Units: mL

Report Date: 25-Sep-2019 07:34:43 Chrom Revision: 2.3 17-Sep-2019 16:19:08

Eurofins TestAmerica, Canton

Data File: \\chromna\Canton\ChromData\A2HP12\20190923-91295.b\P12092334.D

Injection Date:	23-Sep-2019 23:36:13	Instrument ID:	A2HP12	Operator ID:	
Lims ID:	icv 1221			Worklist Smp#:	34
Client ID:					
Injection Vol:	1.0 ul	Dil. Factor:	1.0000	ALS Bottle#:	34
Method:	PCB12IS	Limit Group:	GC 8082A IS		

Y Scaling: Method Defined: Set to Absolute Y Value

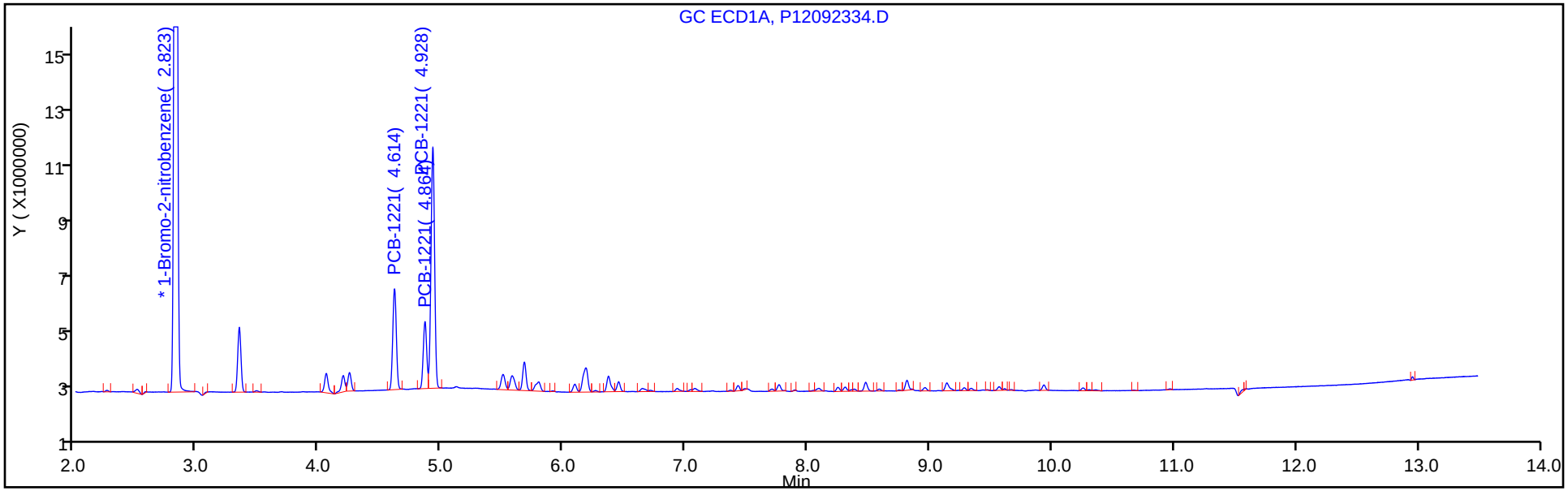

Y Scaling: Method Defined: Set to Absolute Y Value

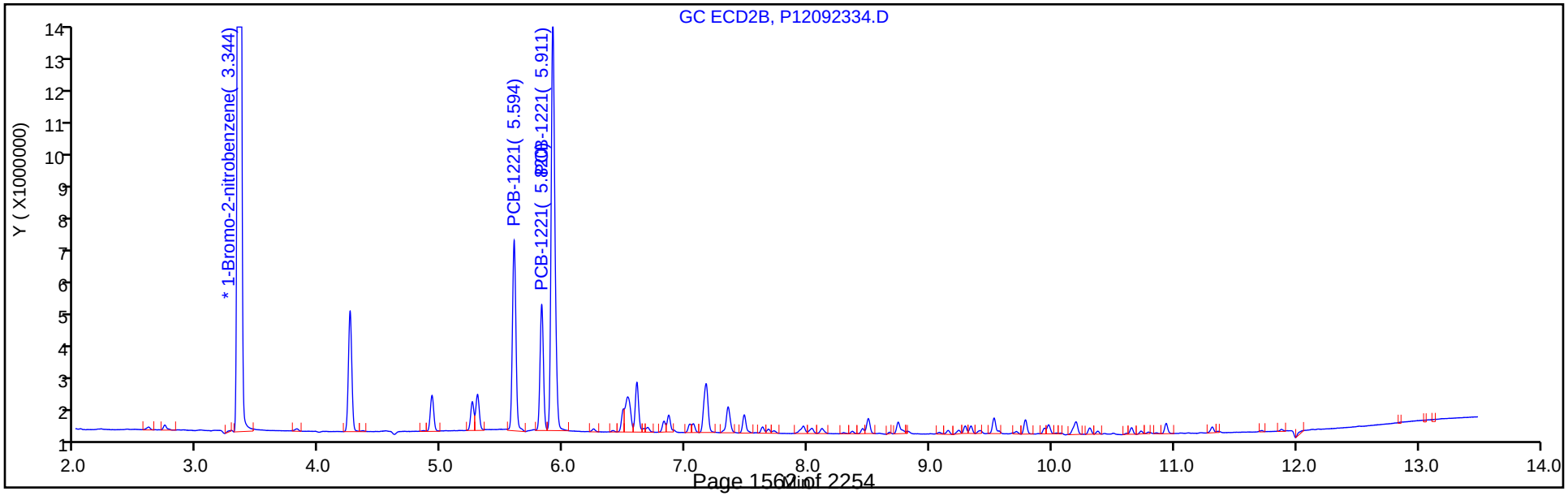

FORM VII
PCBS CONTINUING CALIBRATION DATA

Lab Name: Eurofins TestAmerica, Canton Job No.: 240-124062-1

SDG No.:

Lab Sample ID: ICV 240-401912/34 Calibration Date: 09/23/2019 23:36

Instrument ID: A2HP12 Calib Start Date: 09/23/2019 19:21

GC Column: CLP-2 (0.53mm) ID: 0.53(mm) Calib End Date: 09/23/2019 21:07

Lab File ID: P12092334.D Conc. Units: ng/uL

ANALYTE	CURVE TYPE	AVE RRF	RRF	MIN RRF	CALC AMOUNT	SPIKE AMOUNT	%D	MAX %D
PCB-1221 Peak 1	Ave	0.0112	0.0121		0.540	0.500	8.0	
PCB-1221 Peak 2	Ave	0.0068	0.0077		0.567	0.500	13.3	
PCB-1221 Peak 3	Ave	0.0243	0.0279		0.573	0.500	14.6	

FORM VII
PCBS CONTINUING CALIBRATION RETENTION TIME SUMMARY

Lab Name: Eurofins TestAmerica, Canton Job No.: 240-124062-1

SDG No.:

Lab Sample ID: ICV 240-401912/34 Calibration Date: 09/23/2019 23:36

Instrument ID: A2HP12 Calib Start Date: 09/23/2019 19:21

GC Column: CLP-2 (0.53mm) ID: 0.53(mm) Calib End Date: 09/23/2019 21:07

Lab File ID: P12092334.D

Analyte	RT	RT WINDOW	
		FROM	TO
PCB-1221 Peak 1	5.59	5.58	5.61
PCB-1221 Peak 2	5.82	5.80	5.84
PCB-1221 Peak 3	5.91	5.89	5.93

Eurofins TestAmerica, Canton
Target Compound Quantitation Report

Data File: \\chromna\Canton\ChromData\A2HP12\20190923-91295.b\P12092334.D
Lims ID: icv 1221
Client ID:
Sample Type: ICV
Inject. Date: 23-Sep-2019 23:36:13 ALS Bottle#: 34 Worklist Smp#: 34
Injection Vol: 1.0 ul Dil. Factor: 1.0000
Sample Info: 240-0091295-034
Operator ID: Instrument ID: A2HP12
Sublist:

Method: \\chromna\Canton\ChromData\A2HP12\20190923-91295.b\PCB12IS.m
Limit Group: GC 8082A IS
Last Update: 25-Sep-2019 07:34:38 Calib Date: 23-Sep-2019 23:14:55
Integrator: Falcon
Quant Method: Internal Standard Quant By: Initial Calibration
Last ICal File: \\chromna\Canton\ChromData\A2HP12\20190923-91295.b\P12092333.D

Column 1 : Det: GC ECD1A
Column 2 : Det: GC ecd2b
Process Host: CTX0326

First Level Reviewer: hassl Date: 24-Sep-2019 06:30:03

Col	RT (min.)	Exp RT (min.)	Dlt RT (min.)	Response	Cal Amt ng/ul	OnCol Amt ng/ul	Flags
* 14 1-Bromo-2-nitrobenzene							
1	2.823	2.823	-0.001	73070513	0.0500	0.0500	
2	3.344	3.344	0.000	95370865	0.0500	0.0500	
3 PCB-1221							
1	4.614	4.615	-0.001	7551295	0.5000	0.5754	
1	4.864	4.865	-0.001	4831003	0.5000	0.5659	
1	4.928	4.930	-0.002	18227966	0.5000	0.5619	
		Average of Peak Amounts =				0.5678	
2	5.594	5.595	-0.001	11488151	0.5000	0.5400	
2	5.820	5.821	-0.001	7300017	0.5000	0.5666	
2	5.911	5.913	-0.002	26610854	0.5000	0.5731	
		Average of Peak Amounts =				0.5599	
						RPD = 1.39	

Reagents:

SG1221ICV@.5_00002 Amount Added: 1.00 Units: mL

Report Date: 25-Sep-2019 07:34:43 Chrom Revision: 2.3 17-Sep-2019 16:19:08

Eurofins TestAmerica, Canton

Data File: \\chromna\Canton\ChromData\A2HP12\20190923-91295.b\P12092334.D

Injection Date:	23-Sep-2019 23:36:13	Instrument ID:	A2HP12	Operator ID:	
Lims ID:	icv 1221			Worklist Smp#:	34
Client ID:					
Injection Vol:	1.0 ul	Dil. Factor:	1.0000	ALS Bottle#:	34
Method:	PCB12IS	Limit Group:	GC 8082A IS		

Y Scaling: Method Defined: Set to Absolute Y Value

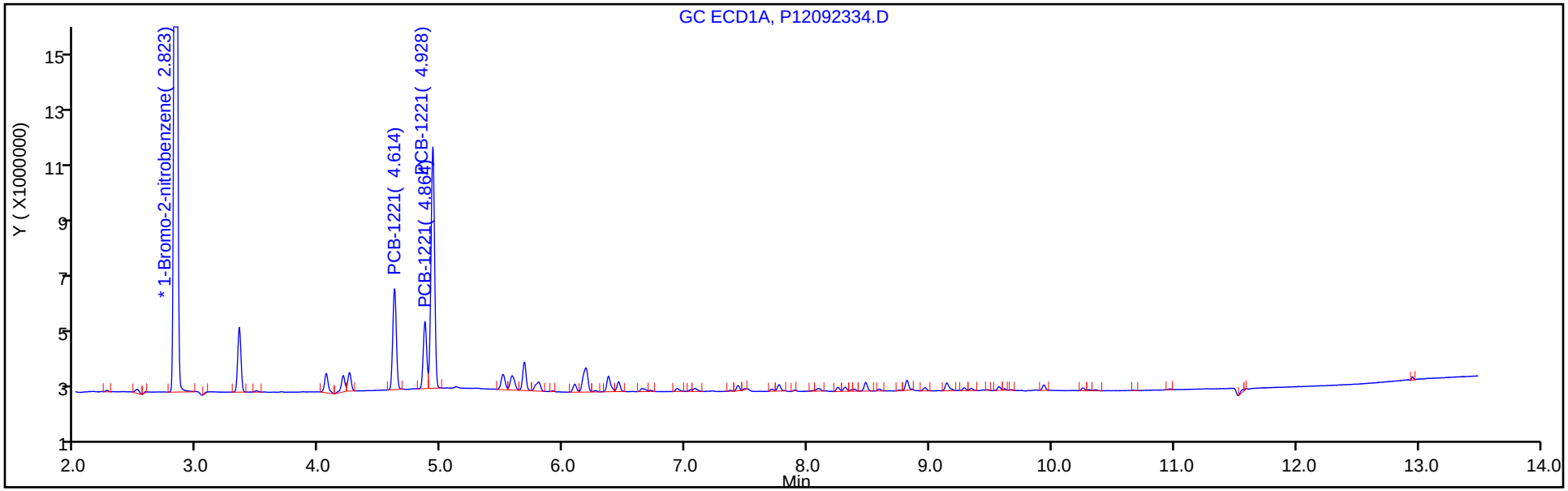

Y Scaling: Method Defined: Set to Absolute Y Value

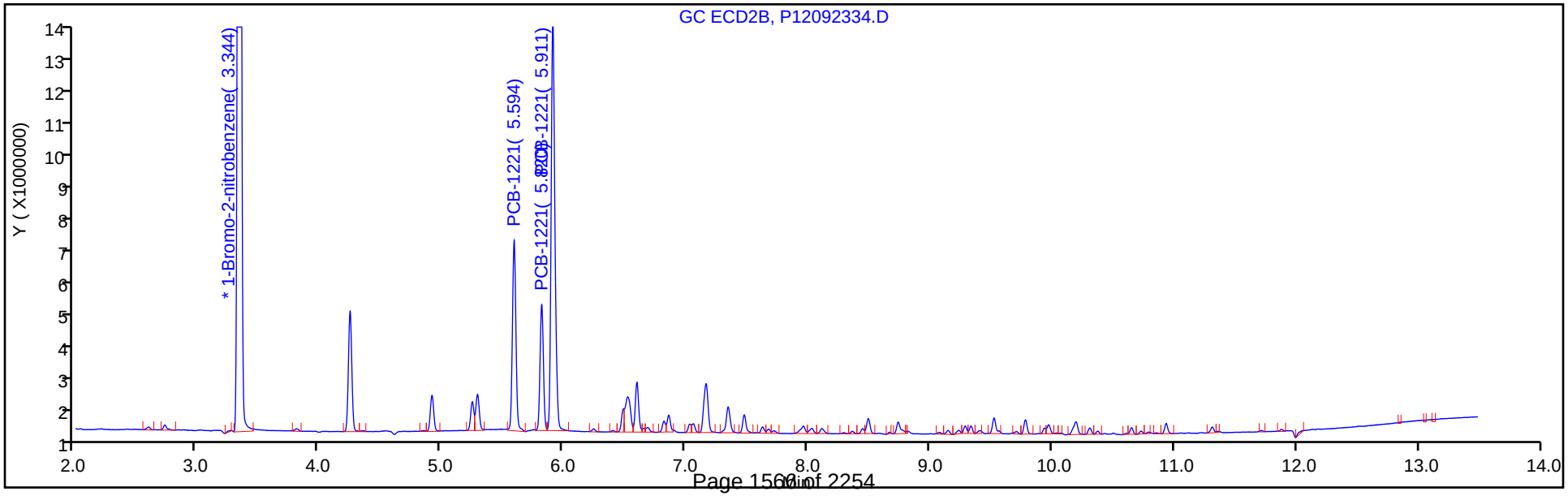

FORM VII
PCBS CONTINUING CALIBRATION DATA

Lab Name: Eurofins TestAmerica, Canton Job No.: 240-124062-1

SDG No.:

Lab Sample ID: ICV 240-401912/35 Calibration Date: 09/23/2019 23:57

Instrument ID: A2HP12 Calib Start Date: 09/23/2019 12:57

GC Column: CLP-1 (0.53mm) ID: 0.53(mm) Calib End Date: 09/23/2019 14:44

Lab File ID: P12092335.D Conc. Units: ng/uL

ANALYTE	CURVE TYPE	AVE RRF	RRF	MIN RRF	CALC AMOUNT	SPIKE AMOUNT	%D	MAX %D
PCB-1232 Peak 1	Ave	0.0193	0.0186		0.482	0.500	-3.5	
PCB-1232 Peak 2	Ave	0.0117	0.0126		0.538	0.500	7.6	
PCB-1232 Peak 3	Ave	0.0320	0.0334		0.522	0.500	4.3	
PCB-1232 Peak 4	Ave	0.0134	0.0144		0.538	0.500	7.6	
PCB-1232 Peak 5	Ave	0.0127	0.0135		0.531	0.500	6.3	

FORM VII
PCBS CONTINUING CALIBRATION RETENTION TIME SUMMARY

Lab Name: Eurofins TestAmerica, Canton Job No.: 240-124062-1

SDG No.:

Lab Sample ID: ICV 240-401912/35 Calibration Date: 09/23/2019 23:57

Instrument ID: A2HP12 Calib Start Date: 09/23/2019 12:57

GC Column: CLP-1 (0.53mm) ID: 0.53(mm) Calib End Date: 09/23/2019 14:44

Lab File ID: P12092335.D

Analyte	RT	RT WINDOW	
		FROM	TO
PCB-1232 Peak 1	4.93	4.91	4.95
PCB-1232 Peak 2	5.50	5.48	5.52
PCB-1232 Peak 3	6.18	6.16	6.20
PCB-1232 Peak 4	6.37	6.35	6.39
PCB-1232 Peak 5	6.93	6.91	6.95

Eurofins TestAmerica, Canton
Target Compound Quantitation Report

Data File: \\chromna\Canton\ChromData\A2HP12\20190923-91295.b\P12092335.D
Lims ID: icv 1232
Client ID:
Sample Type: ICV
Inject. Date: 23-Sep-2019 23:57:42 ALS Bottle#: 35 Worklist Smp#: 35
Injection Vol: 1.0 ul Dil. Factor: 1.0000
Sample Info: 240-0091295-035
Operator ID: Instrument ID: A2HP12
Sublist:

Method: \\chromna\Canton\ChromData\A2HP12\20190923-91295.b\PCB12IS.m
Limit Group: GC 8082A IS
Last Update: 25-Sep-2019 07:34:38 Calib Date: 23-Sep-2019 23:14:55
Integrator: Falcon
Quant Method: Internal Standard Quant By: Initial Calibration
Last ICal File: \\chromna\Canton\ChromData\A2HP12\20190923-91295.b\P12092333.D

Column 1 : Det: GC ECD1A
Column 2 : Det: GC ecd2b
Process Host: CTX0326

First Level Reviewer: hassl Date: 24-Sep-2019 06:30:44

Col	RT (min.)	Exp RT (min.)	Dlt RT (min.)	Response	Cal Amt ng/ul	OnCol Amt ng/ul	Flags
* 14 1-Bromo-2-nitrobenzene							
1	2.823	2.823	0.000	71180976	0.0500	0.0500	
2	3.344	3.344	0.000	95440545	0.0500	0.0500	
4 PCB-1232							
1	4.929	4.928	0.001	13252014	0.5000	0.4824	
1	5.502	5.499	0.003	8981567	0.5000	0.5382	
1	6.182	6.181	0.001	23798083	0.5000	0.5217	
1	6.367	6.366	0.001	10267843	0.5000	0.5378	
1	6.931	6.928	0.003	9599937	0.5000	0.5313	
		Average of Peak Amounts =				0.5223	
2	5.912	5.913	-0.001	19749337	0.5000	0.4800	
2	6.529	6.531	-0.002	16671873	0.5000	0.5027	
2	7.165	7.168	-0.003	34958824	0.5000	0.5194	
2	7.346	7.348	-0.002	14749102	0.5000	0.5266	
2	7.677	7.680	-0.003	7060974	0.5000	0.5046	
		Average of Peak Amounts =				0.5067	
						RPD = 3.03	

Reagents:

SG1232ICV@.5_00001 Amount Added: 1.00 Units: mL

Report Date: 25-Sep-2019 07:34:47 Chrom Revision: 2.3 17-Sep-2019 16:19:08

Eurofins TestAmerica, Canton

Data File: \\chromna\Canton\ChromData\A2HP12\20190923-91295.b\P12092335.D

Injection Date:	23-Sep-2019 23:57:42	Instrument ID:	A2HP12	Operator ID:	
Lims ID:	icv 1232			Worklist Smp#:	35
Client ID:					
Injection Vol:	1.0 ul	Dil. Factor:	1.0000	ALS Bottle#:	35
Method:	PCB12IS	Limit Group:	GC 8082A IS		

Y Scaling: Method Defined: Set to Absolute Y Value

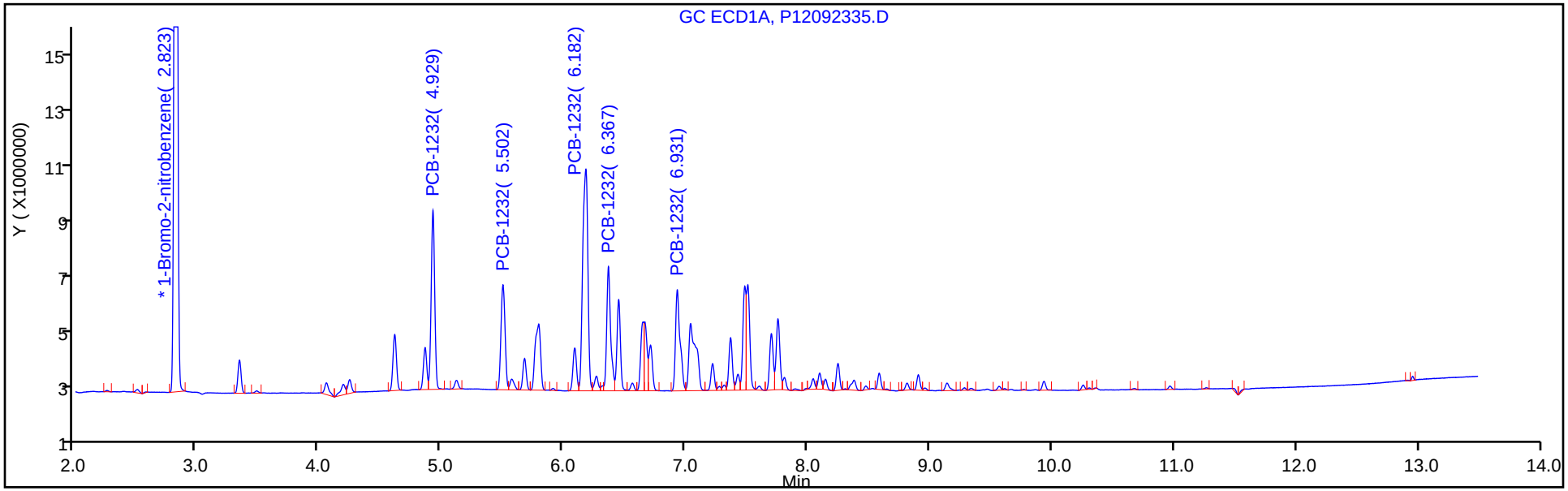

Y Scaling: Method Defined: Set to Absolute Y Value

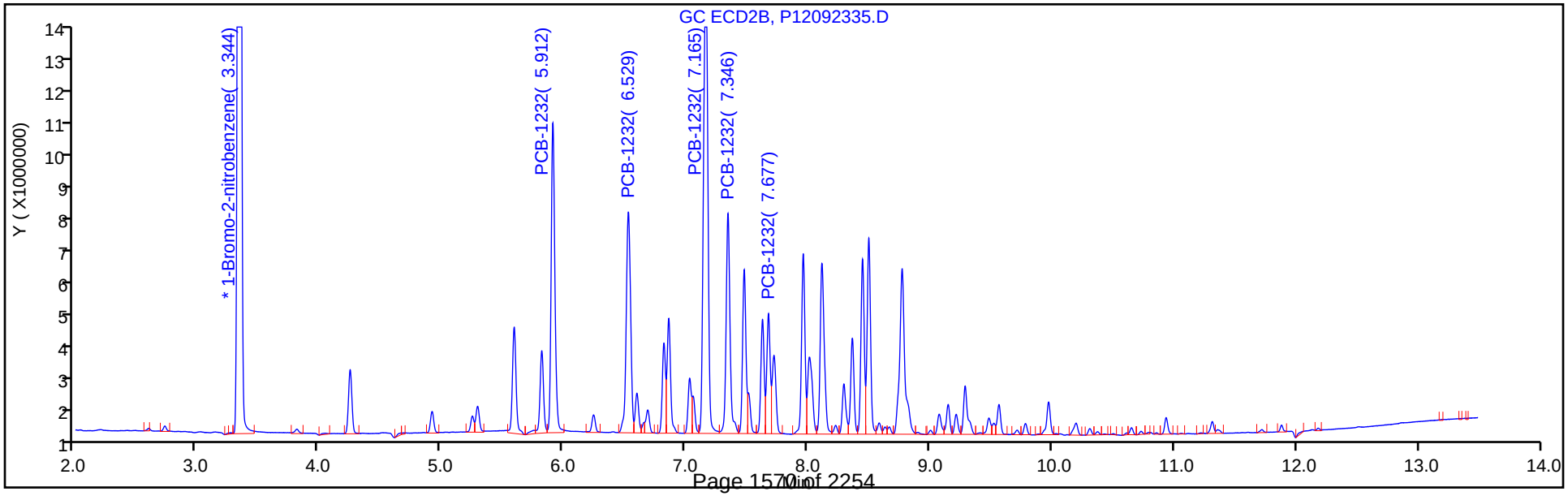

FORM VII
PCBS CONTINUING CALIBRATION DATA

Lab Name: Eurofins TestAmerica, Canton Job No.: 240-124062-1

SDG No.:

Lab Sample ID: ICV 240-401912/35 Calibration Date: 09/23/2019 23:57

Instrument ID: A2HP12 Calib Start Date: 09/23/2019 12:57

GC Column: CLP-2 (0.53mm) ID: 0.53(mm) Calib End Date: 09/23/2019 14:44

Lab File ID: P12092335.D Conc. Units: ng/uL

ANALYTE	CURVE TYPE	AVE RRF	RRF	MIN RRF	CALC AMOUNT	SPIKE AMOUNT	%D	MAX %D
PCB-1232 Peak 1	Ave	0.0216	0.0207		0.480	0.500	-4.0	
PCB-1232 Peak 2	Ave	0.0174	0.0175		0.503	0.500	0.5	
PCB-1232 Peak 3	Ave	0.0353	0.0366		0.519	0.500	3.9	
PCB-1232 Peak 4	Ave	0.0147	0.0155		0.527	0.500	5.3	
PCB-1232 Peak 5	Ave	0.0073	0.0074		0.505	0.500	0.9	

FORM VII
PCBS CONTINUING CALIBRATION RETENTION TIME SUMMARY

Lab Name: Eurofins TestAmerica, Canton Job No.: 240-124062-1

SDG No.:

Lab Sample ID: ICV 240-401912/35 Calibration Date: 09/23/2019 23:57

Instrument ID: A2HP12 Calib Start Date: 09/23/2019 12:57

GC Column: CLP-2 (0.53mm) ID: 0.53(mm) Calib End Date: 09/23/2019 14:44

Lab File ID: P12092335.D

Analyte	RT	RT WINDOW	
		FROM	TO
PCB-1232 Peak 1	5.91	5.89	5.93
PCB-1232 Peak 2	6.53	6.51	6.55
PCB-1232 Peak 3	7.17	7.15	7.19
PCB-1232 Peak 4	7.35	7.33	7.37
PCB-1232 Peak 5	7.68	7.66	7.70

Eurofins TestAmerica, Canton
Target Compound Quantitation Report

Data File: \\chromna\Canton\ChromData\A2HP12\20190923-91295.b\P12092335.D
Lims ID: icv 1232
Client ID:
Sample Type: ICV
Inject. Date: 23-Sep-2019 23:57:42 ALS Bottle#: 35 Worklist Smp#: 35
Injection Vol: 1.0 ul Dil. Factor: 1.0000
Sample Info: 240-0091295-035
Operator ID: Instrument ID: A2HP12
Sublist:

Method: \\chromna\Canton\ChromData\A2HP12\20190923-91295.b\PCB12IS.m
Limit Group: GC 8082A IS
Last Update: 25-Sep-2019 07:34:38 Calib Date: 23-Sep-2019 23:14:55
Integrator: Falcon
Quant Method: Internal Standard Quant By: Initial Calibration
Last ICal File: \\chromna\Canton\ChromData\A2HP12\20190923-91295.b\P12092333.D

Column 1 : Det: GC ECD1A
Column 2 : Det: GC ecd2b
Process Host: CTX0326

First Level Reviewer: hassl Date: 24-Sep-2019 06:30:44

Col	RT (min.)	Exp RT (min.)	Dlt RT (min.)	Response	Cal Amt ng/ul	OnCol Amt ng/ul	Flags
* 14 1-Bromo-2-nitrobenzene							
1	2.823	2.823	0.000	71180976	0.0500	0.0500	
2	3.344	3.344	0.000	95440545	0.0500	0.0500	
4 PCB-1232							
1	4.929	4.928	0.001	13252014	0.5000	0.4824	
1	5.502	5.499	0.003	8981567	0.5000	0.5382	
1	6.182	6.181	0.001	23798083	0.5000	0.5217	
1	6.367	6.366	0.001	10267843	0.5000	0.5378	
1	6.931	6.928	0.003	9599937	0.5000	0.5313	
		Average of Peak Amounts =				0.5223	
2	5.912	5.913	-0.001	19749337	0.5000	0.4800	
2	6.529	6.531	-0.002	16671873	0.5000	0.5027	
2	7.165	7.168	-0.003	34958824	0.5000	0.5194	
2	7.346	7.348	-0.002	14749102	0.5000	0.5266	
2	7.677	7.680	-0.003	7060974	0.5000	0.5046	
		Average of Peak Amounts =				0.5067	
						RPD = 3.03	

Reagents:

SG1232ICV@.5_00001 Amount Added: 1.00 Units: mL

Report Date: 25-Sep-2019 07:34:47 Chrom Revision: 2.3 17-Sep-2019 16:19:08

Eurofins TestAmerica, Canton

Data File: \\chromna\Canton\ChromData\A2HP12\20190923-91295.b\P12092335.D

Injection Date:	23-Sep-2019 23:57:42	Instrument ID:	A2HP12	Operator ID:	
Lims ID:	icv 1232			Worklist Smp#:	35
Client ID:					
Injection Vol:	1.0 ul	Dil. Factor:	1.0000	ALS Bottle#:	35
Method:	PCB12IS	Limit Group:	GC 8082A IS		

Y Scaling: Method Defined: Set to Absolute Y Value

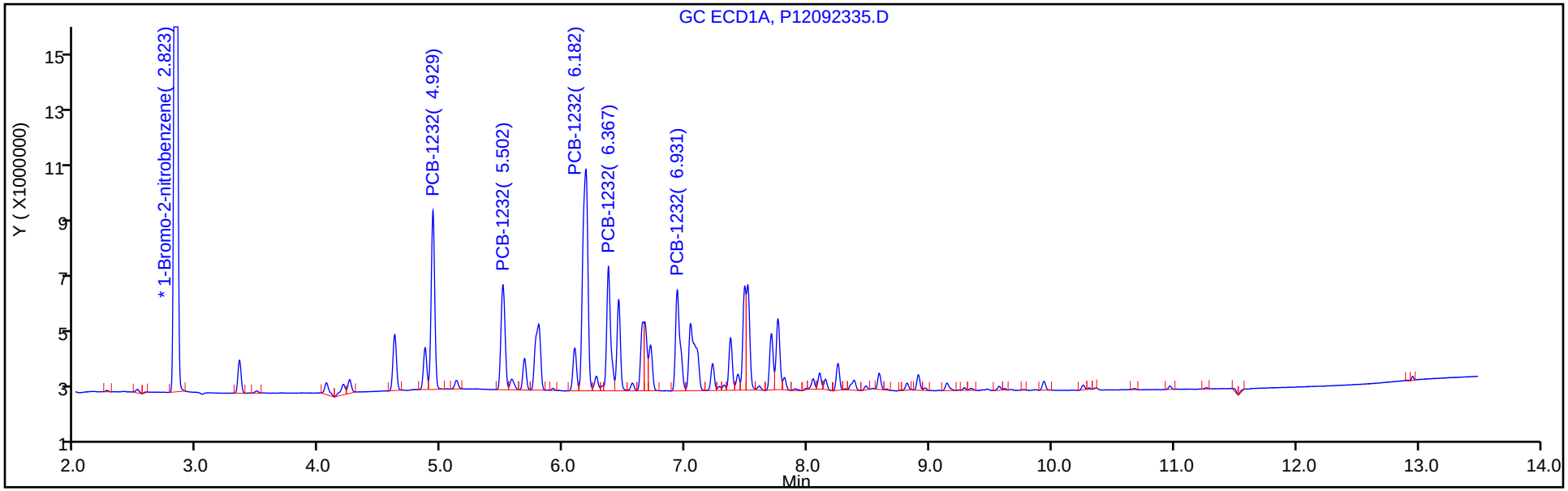

Y Scaling: Method Defined: Set to Absolute Y Value

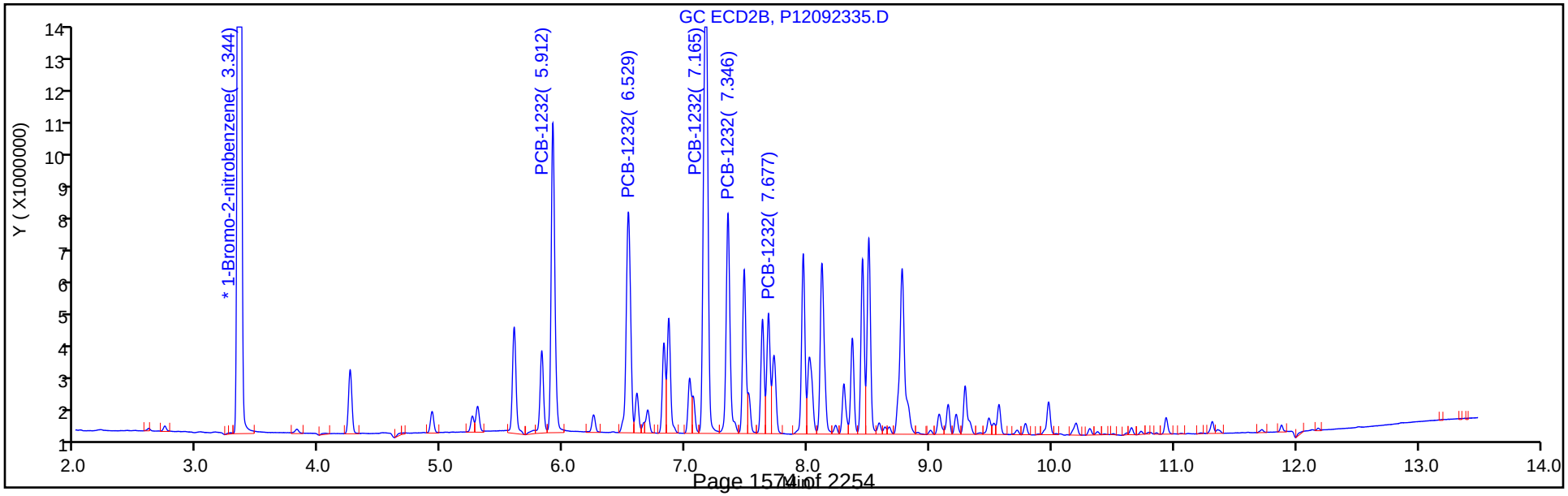

FORM VII
PCBS CONTINUING CALIBRATION DATA

Lab Name: Eurofins TestAmerica, Canton Job No.: 240-124062-1

SDG No.:

Lab Sample ID: ICV 240-401912/36 Calibration Date: 09/24/2019 00:18

Instrument ID: A2HP12 Calib Start Date: 09/23/2019 15:05

GC Column: CLP-1 (0.53mm) ID: 0.53(mm) Calib End Date: 09/23/2019 16:52

Lab File ID: P12092336.D Conc. Units: ng/uL

ANALYTE	CURVE TYPE	AVE RRF	RRF	MIN RRF	CALC AMOUNT	SPIKE AMOUNT	%D	MAX %D
PCB-1242 Peak 1	Ave	0.0130	0.0127		0.487	0.500	-2.6	
PCB-1242 Peak 2	Ave	0.0198	0.0225		0.567	0.500	13.4	
PCB-1242 Peak 3	Ave	0.0559	0.0554		0.496	0.500	-0.8	
PCB-1242 Peak 4	Ave	0.0237	0.0236		0.498	0.500	-0.3	
PCB-1242 Peak 5	Ave	0.0242	0.0243		0.502	0.500	0.4	

FORM VII
PCBS CONTINUING CALIBRATION RETENTION TIME SUMMARY

Lab Name: Eurofins TestAmerica, Canton Job No.: 240-124062-1

SDG No.:

Lab Sample ID: ICV 240-401912/36 Calibration Date: 09/24/2019 00:18

Instrument ID: A2HP12 Calib Start Date: 09/23/2019 15:05

GC Column: CLP-1 (0.53mm) ID: 0.53(mm) Calib End Date: 09/23/2019 16:52

Lab File ID: P12092336.D

Analyte	RT	RT WINDOW	
		FROM	TO
PCB-1242 Peak 1	4.93	4.91	4.95
PCB-1242 Peak 2	5.50	5.48	5.52
PCB-1242 Peak 3	6.18	6.16	6.20
PCB-1242 Peak 4	6.37	6.35	6.39
PCB-1242 Peak 5	6.93	6.91	6.95

Eurofins TestAmerica, Canton
Target Compound Quantitation Report

Data File: \\chromna\Canton\ChromData\A2HP12\20190923-91295.b\P12092336.D
Lims ID: icv 1242
Client ID:
Sample Type: ICV
Inject. Date: 24-Sep-2019 00:18:55 ALS Bottle#: 36 Worklist Smp#: 36
Injection Vol: 1.0 ul Dil. Factor: 1.0000
Sample Info: 240-0091295-036
Operator ID: Instrument ID: A2HP12
Sublist:

Method: \\chromna\Canton\ChromData\A2HP12\20190923-91295.b\PCB12IS.m
Limit Group: GC 8082A IS
Last Update: 25-Sep-2019 07:34:38 Calib Date: 23-Sep-2019 23:14:55
Integrator: Falcon
Quant Method: Internal Standard Quant By: Initial Calibration
Last ICal File: \\chromna\Canton\ChromData\A2HP12\20190923-91295.b\P12092333.D

Column 1 : Det: GC ECD1A
Column 2 : Det: GC ecd2b
Process Host: CTX0326

First Level Reviewer: hassl Date: 24-Sep-2019 06:30:54

Col	RT (min.)	Exp RT (min.)	Dlt RT (min.)	Response	Cal Amt ng/ul	OnCol Amt ng/ul	Flags
* 14 1-Bromo-2-nitrobenzene							
1	2.824	2.823	0.000	71649284	0.0500	0.0500	
2	3.345	3.344	0.001	95904867	0.0500	0.0500	
5 PCB-1242							
1	4.930	4.929	0.001	9100672	0.5000	0.4872	
1	5.502	5.503	-0.001	16103035	0.5000	0.5671	
1	6.181	6.180	0.001	39700413	0.5000	0.4959	
1	6.365	6.366	-0.001	16910680	0.5000	0.4985	
1	6.929	6.929	0.000	17425031	0.5000	0.5019	
		Average of Peak Amounts =				0.5101	
2	5.911	5.913	-0.002	13622310	0.5000	0.4882	
2	6.529	6.530	-0.001	26020297	0.5000	0.4890	
2	7.165	7.166	-0.001	57084201	0.5000	0.4954	
2	7.345	7.347	-0.002	23330525	0.5000	0.5006	
2	7.677	7.678	-0.001	13265820	0.5000	0.5000	
		Average of Peak Amounts =				0.4946	
						RPD = 3.08	

Reagents:

SG1242ICV@.5_00002 Amount Added: 1.00 Units: mL

Report Date: 25-Sep-2019 07:34:52 Chrom Revision: 2.3 17-Sep-2019 16:19:08

Eurofins TestAmerica, Canton

Data File: \\chromna\Canton\ChromData\A2HP12\20190923-91295.b\P12092336.D

Injection Date:	24-Sep-2019 00:18:55	Instrument ID:	A2HP12	Operator ID:	
Lims ID:	icv 1242			Worklist Smp#:	36
Client ID:					
Injection Vol:	1.0 ul	Dil. Factor:	1.0000	ALS Bottle#:	36
Method:	PCB12IS	Limit Group:	GC 8082A IS		

Y Scaling: Method Defined: Set to Absolute Y Value

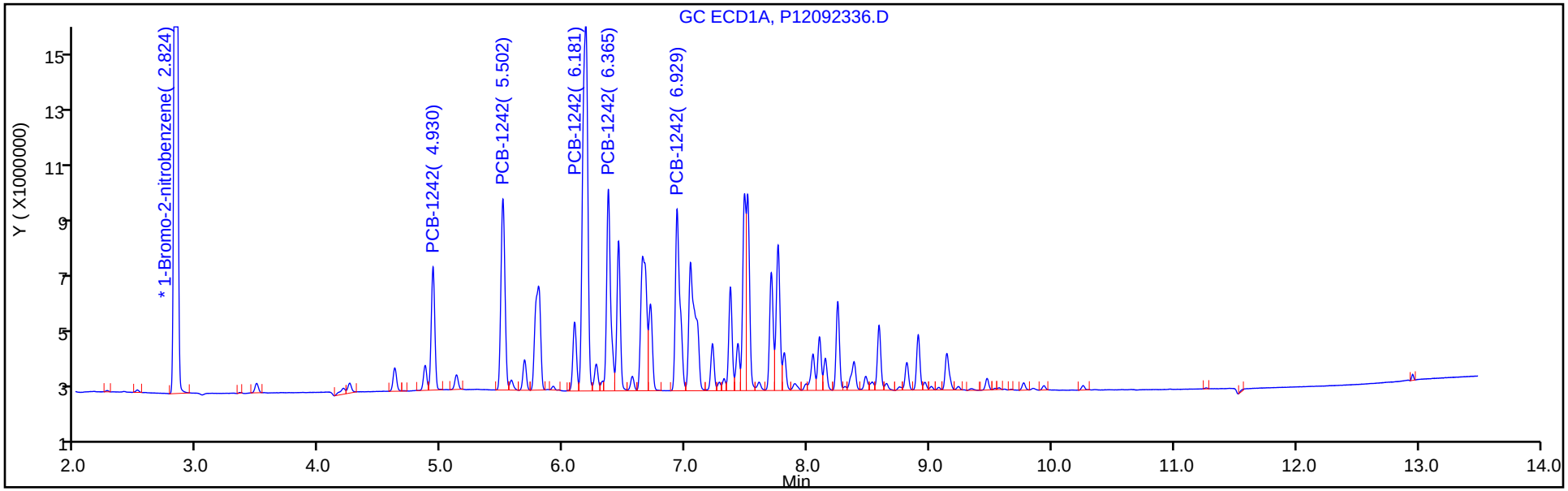

Y Scaling: Method Defined: Set to Absolute Y Value

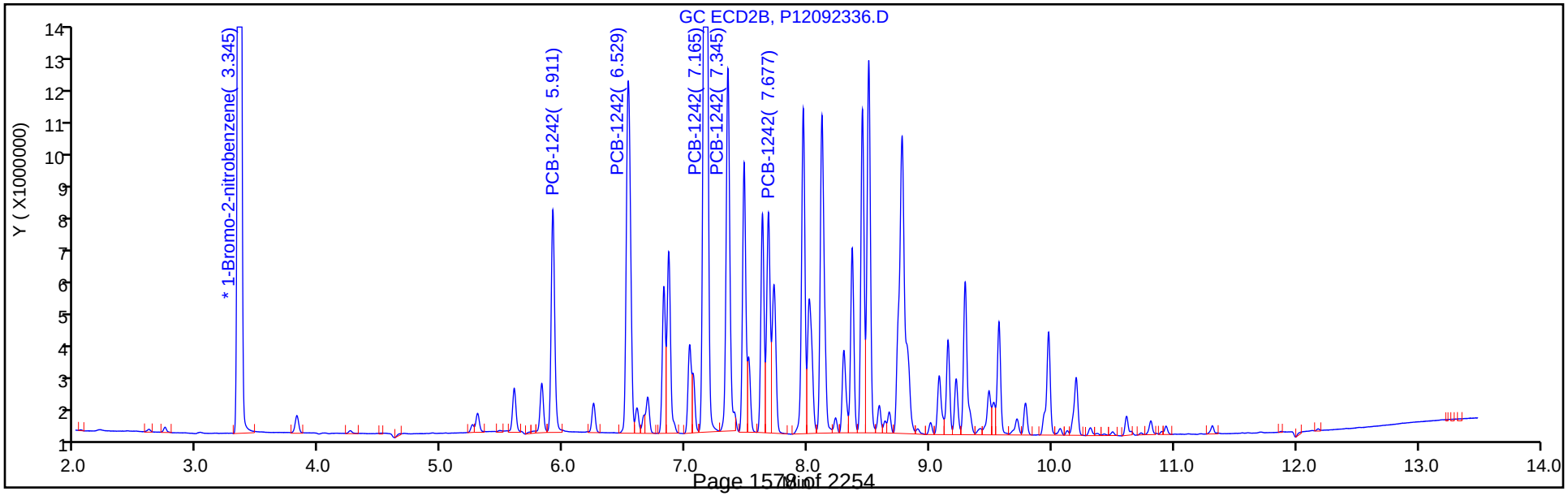

FORM VII
PCBS CONTINUING CALIBRATION DATA

Lab Name: Eurofins TestAmerica, Canton Job No.: 240-124062-1

SDG No.:

Lab Sample ID: ICV 240-401912/36 Calibration Date: 09/24/2019 00:18

Instrument ID: A2HP12 Calib Start Date: 09/23/2019 15:05

GC Column: CLP-2 (0.53mm) ID: 0.53(mm) Calib End Date: 09/23/2019 16:52

Lab File ID: P12092336.D Conc. Units: ng/uL

ANALYTE	CURVE TYPE	AVE RRF	RRF	MIN RRF	CALC AMOUNT	SPIKE AMOUNT	%D	MAX %D
PCB-1242 Peak 1	Ave	0.0145	0.0142		0.488	0.500	-2.4	
PCB-1242 Peak 2	Ave	0.0277	0.0271		0.489	0.500	-2.2	
PCB-1242 Peak 3	Ave	0.0601	0.0595		0.495	0.500	-0.9	
PCB-1242 Peak 4	Ave	0.0243	0.0243		0.501	0.500	0.1	
PCB-1242 Peak 5	Ave	0.0138	0.0138		0.500	0.500	0.0	

FORM VII
PCBS CONTINUING CALIBRATION RETENTION TIME SUMMARY

Lab Name: Eurofins TestAmerica, Canton Job No.: 240-124062-1

SDG No.:

Lab Sample ID: ICV 240-401912/36 Calibration Date: 09/24/2019 00:18

Instrument ID: A2HP12 Calib Start Date: 09/23/2019 15:05

GC Column: CLP-2 (0.53mm) ID: 0.53(mm) Calib End Date: 09/23/2019 16:52

Lab File ID: P12092336.D

Analyte	RT	RT WINDOW	
		FROM	TO
PCB-1242 Peak 1	5.91	5.89	5.93
PCB-1242 Peak 2	6.53	6.51	6.55
PCB-1242 Peak 3	7.17	7.15	7.19
PCB-1242 Peak 4	7.35	7.33	7.37
PCB-1242 Peak 5	7.68	7.66	7.70

Eurofins TestAmerica, Canton
Target Compound Quantitation Report

Data File: \\chromna\Canton\ChromData\A2HP12\20190923-91295.b\P12092336.D
Lims ID: icv 1242
Client ID:
Sample Type: ICV
Inject. Date: 24-Sep-2019 00:18:55 ALS Bottle#: 36 Worklist Smp#: 36
Injection Vol: 1.0 ul Dil. Factor: 1.0000
Sample Info: 240-0091295-036
Operator ID: Instrument ID: A2HP12
Sublist:

Method: \\chromna\Canton\ChromData\A2HP12\20190923-91295.b\PCB12IS.m
Limit Group: GC 8082A IS
Last Update: 25-Sep-2019 07:34:38 Calib Date: 23-Sep-2019 23:14:55
Integrator: Falcon
Quant Method: Internal Standard Quant By: Initial Calibration
Last ICal File: \\chromna\Canton\ChromData\A2HP12\20190923-91295.b\P12092333.D

Column 1 : Det: GC ECD1A
Column 2 : Det: GC ecd2b
Process Host: CTX0326

First Level Reviewer: hassl Date: 24-Sep-2019 06:30:54

Col	RT (min.)	Exp RT (min.)	Dlt RT (min.)	Response	Cal Amt ng/ul	OnCol Amt ng/ul	Flags
* 14 1-Bromo-2-nitrobenzene							
1	2.824	2.823	0.000	71649284	0.0500	0.0500	
2	3.345	3.344	0.001	95904867	0.0500	0.0500	
5 PCB-1242							
1	4.930	4.929	0.001	9100672	0.5000	0.4872	
1	5.502	5.503	-0.001	16103035	0.5000	0.5671	
1	6.181	6.180	0.001	39700413	0.5000	0.4959	
1	6.365	6.366	-0.001	16910680	0.5000	0.4985	
1	6.929	6.929	0.000	17425031	0.5000	0.5019	
		Average of Peak Amounts =				0.5101	
2	5.911	5.913	-0.002	13622310	0.5000	0.4882	
2	6.529	6.530	-0.001	26020297	0.5000	0.4890	
2	7.165	7.166	-0.001	57084201	0.5000	0.4954	
2	7.345	7.347	-0.002	23330525	0.5000	0.5006	
2	7.677	7.678	-0.001	13265820	0.5000	0.5000	
		Average of Peak Amounts =				0.4946	
						RPD = 3.08	

Reagents:

SG1242ICV@.5_00002 Amount Added: 1.00 Units: mL

Report Date: 25-Sep-2019 07:34:52 Chrom Revision: 2.3 17-Sep-2019 16:19:08

Eurofins TestAmerica, Canton

Data File: \\chromna\Canton\ChromData\A2HP12\20190923-91295.b\P12092336.D

Injection Date:	24-Sep-2019 00:18:55	Instrument ID:	A2HP12	Operator ID:	
Lims ID:	icv 1242			Worklist Smp#:	36
Client ID:					
Injection Vol:	1.0 ul	Dil. Factor:	1.0000	ALS Bottle#:	36
Method:	PCB12IS	Limit Group:	GC 8082A IS		

Y Scaling: Method Defined: Set to Absolute Y Value

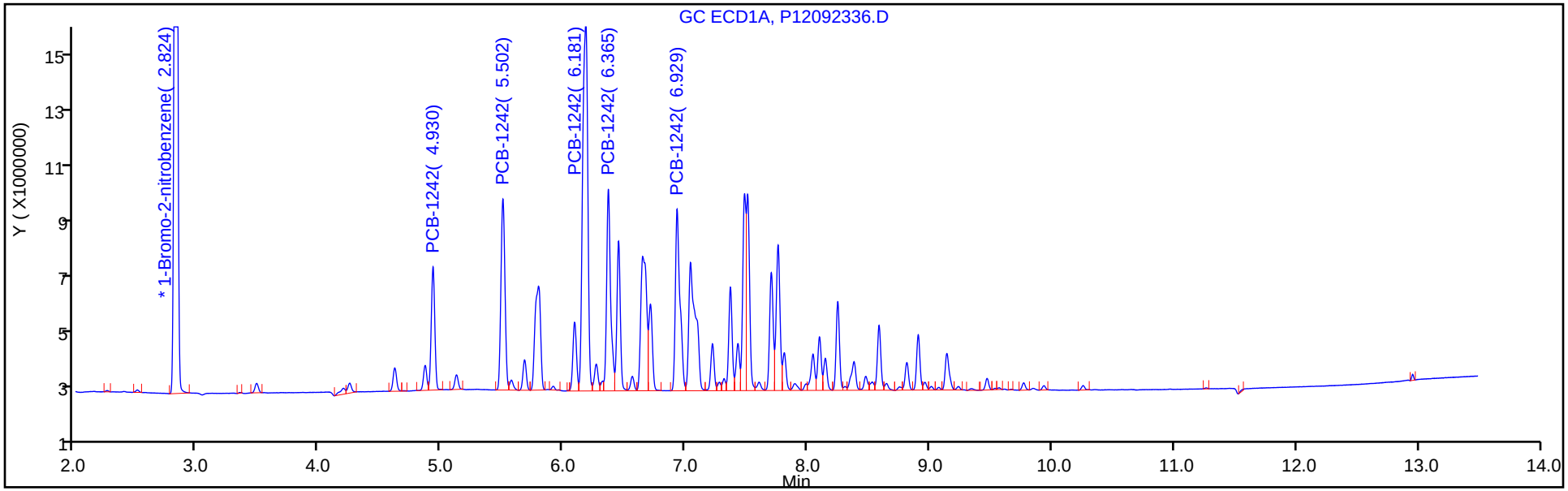

Y Scaling: Method Defined: Set to Absolute Y Value

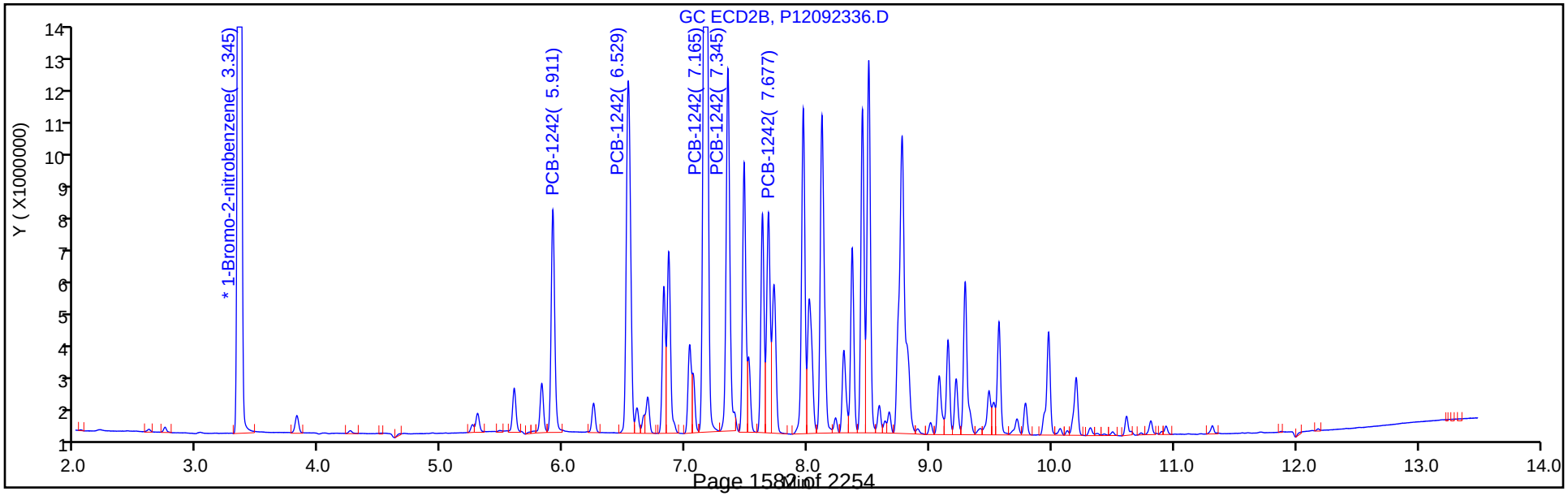

FORM VII
PCBS CONTINUING CALIBRATION DATA

Lab Name: Eurofins TestAmerica, Canton Job No.: 240-124062-1

SDG No.:

Lab Sample ID: ICV 240-401912/37 Calibration Date: 09/24/2019 00:40

Instrument ID: A2HP12 Calib Start Date: 09/23/2019 17:13

GC Column: CLP-1 (0.53mm) ID: 0.53(mm) Calib End Date: 09/23/2019 18:59

Lab File ID: P12092337.D Conc. Units: ng/uL

ANALYTE	CURVE TYPE	AVE RRF	RRF	MIN RRF	CALC AMOUNT	SPIKE AMOUNT	%D	MAX %D
PCB-1248 Peak 1	Ave	0.0106	0.0118		0.560	0.500	12.0	
PCB-1248 Peak 2	Ave	0.0376	0.0421		0.559	0.500	11.8	
PCB-1248 Peak 3	Ave	0.0349	0.0397		0.568	0.500	13.7	
PCB-1248 Peak 4	Ave	0.0287	0.0329		0.573	0.500	14.7	
PCB-1248 Peak 5	Ave	0.0185	0.0197		0.533	0.500	6.7	

FORM VII
PCBS CONTINUING CALIBRATION RETENTION TIME SUMMARY

Lab Name: Eurofins TestAmerica, Canton Job No.: 240-124062-1

SDG No.:

Lab Sample ID: ICV 240-401912/37 Calibration Date: 09/24/2019 00:40

Instrument ID: A2HP12 Calib Start Date: 09/23/2019 17:13

GC Column: CLP-1 (0.53mm) ID: 0.53(mm) Calib End Date: 09/23/2019 18:59

Lab File ID: P12092337.D

Analyte	RT	RT WINDOW	
		FROM	TO
PCB-1248 Peak 1	5.50	5.48	5.52
PCB-1248 Peak 2	6.93	6.91	6.95
PCB-1248 Peak 3	7.48	7.46	7.50
PCB-1248 Peak 4	7.76	7.74	7.78
PCB-1248 Peak 5	8.25	8.23	8.27

Eurofins TestAmerica, Canton
Target Compound Quantitation Report

Data File: \\chromna\Canton\ChromData\A2HP12\20190923-91295.b\P12092337.D
Lims ID: icv 1248
Client ID:
Sample Type: ICV
Inject. Date: 24-Sep-2019 00:40:13 ALS Bottle#: 37 Worklist Smp#: 37
Injection Vol: 1.0 ul Dil. Factor: 1.0000
Sample Info: 240-0091295-037
Operator ID: Instrument ID: A2HP12
Sublist:

Method: \\chromna\Canton\ChromData\A2HP12\20190923-91295.b\PCB12IS.m
Limit Group: GC 8082A IS
Last Update: 25-Sep-2019 07:34:38 Calib Date: 23-Sep-2019 23:14:55
Integrator: Falcon
Quant Method: Internal Standard Quant By: Initial Calibration
Last ICal File: \\chromna\Canton\ChromData\A2HP12\20190923-91295.b\P12092333.D

Column 1 : Det: GC ECD1A
Column 2 : Det: GC ecd2b
Process Host: CTX0326

First Level Reviewer: hassl Date: 24-Sep-2019 06:31:42

Col	RT (min.)	Exp RT (min.)	Dlt RT (min.)	Response	Cal Amt ng/ul	OnCol Amt ng/ul	Flags
* 14 1-Bromo-2-nitrobenzene							
1	2.823	2.823	-0.001	72027341	0.0500	0.0500	
2	3.344	3.344	-0.001	94915932	0.0500	0.0500	
7 PCB-1248							M
1	5.500	5.501	-0.001	8517676	0.5000	0.5601	
1	6.929	6.929	0.000	30300781	0.5000	0.5590	
1	7.481	7.482	-0.001	28581079	0.5000	0.5683	
1	7.756	7.759	-0.003	23679839	0.5000	0.5733	
1	8.245	8.246	-0.001	14183118	0.5000	0.5335	
		Average of Peak Amounts =				0.5588	
2	6.528	6.528	0.000	14726019	0.5000	0.5130	
2	7.163	7.163	0.000	47481009	0.5000	0.6237	
2	8.115	8.117	-0.002	39209362	0.5000	0.5933	M
2	8.499	8.500	-0.001	45827892	0.5000	0.6061	M
2	9.289	9.289	0.000	21309242	0.5000	0.5585	M
		Average of Peak Amounts =				0.5789	
						RPD = 3.53	

QC Flag Legend

Review Flags
M - Manually Integrated

Reagents:

SG1248ICV@.5_00002 Amount Added: 1.00 Units: mL

Report Date: 25-Sep-2019 07:34:56 Chrom Revision: 2.3 17-Sep-2019 16:19:08

Eurofins TestAmerica, Canton

Data File: \\chromna\Canton\ChromData\A2HP12\20190923-91295.b\P12092337.D

Injection Date:	24-Sep-2019 00:40:13	Instrument ID:	A2HP12	Operator ID:	
Lims ID:	icv 1248			Worklist Smp#:	37
Client ID:					
Injection Vol:	1.0 ul	Dil. Factor:	1.0000	ALS Bottle#:	37
Method:	PCB12IS	Limit Group:	GC 8082A IS		

Y Scaling: Method Defined: Set to Absolute Y Value

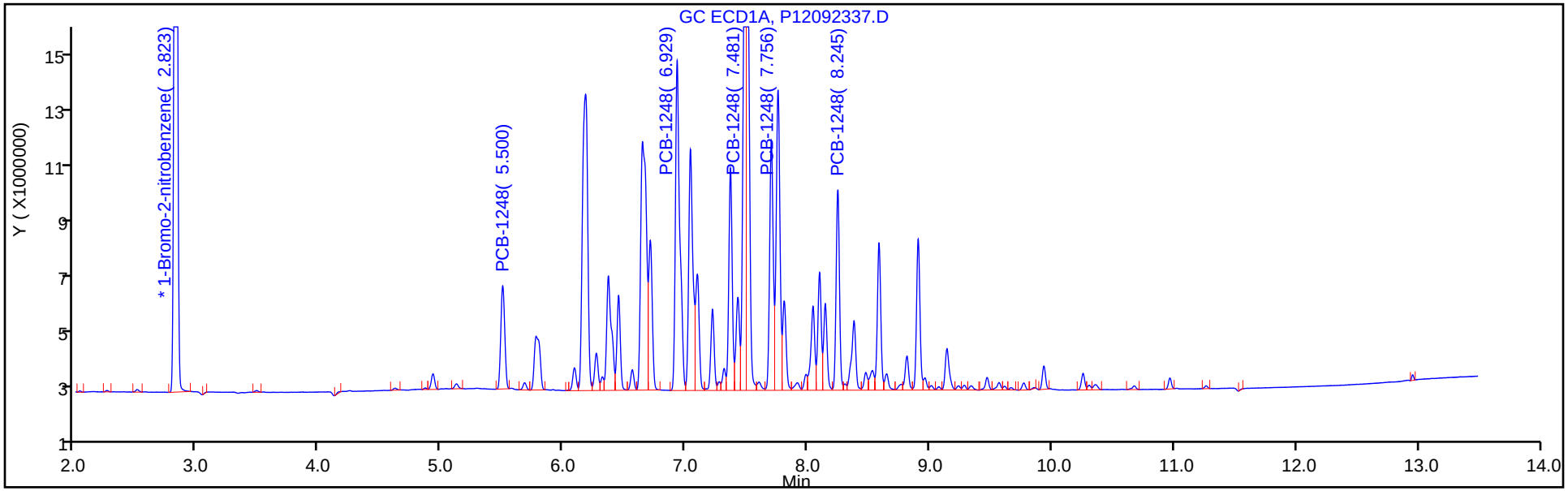

Y Scaling: Method Defined: Set to Absolute Y Value

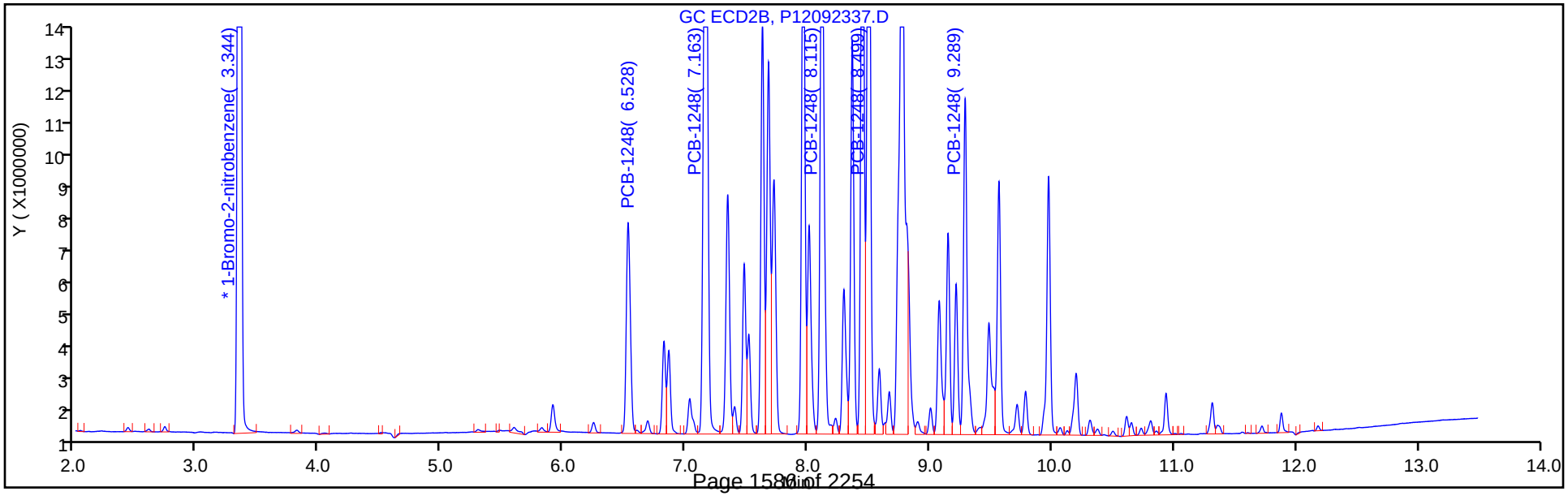

FORM VII
PCBS CONTINUING CALIBRATION DATA

Lab Name: Eurofins TestAmerica, Canton Job No.: 240-124062-1

SDG No.:

Lab Sample ID: ICV 240-401912/37 Calibration Date: 09/24/2019 00:40

Instrument ID: A2HP12 Calib Start Date: 09/23/2019 17:13

GC Column: CLP-2 (0.53mm) ID: 0.53(mm) Calib End Date: 09/23/2019 18:59

Lab File ID: P12092337.D Conc. Units: ng/uL

ANALYTE	CURVE TYPE	AVE RRF	RRF	MIN RRF	CALC AMOUNT	SPIKE AMOUNT	%D	MAX %D
PCB-1248 Peak 1	Ave	0.0151	0.0155		0.513	0.500	2.6	
PCB-1248 Peak 2	Ave	0.0401	0.0500		0.624	0.500	24.7	
PCB-1248 Peak 3	Ave	0.0348	0.0413		0.593	0.500	18.7	
PCB-1248 Peak 4	Ave	0.0398	0.0483		0.606	0.500	21.2	
PCB-1248 Peak 5	Lin1		0.0225		0.559	0.500	11.7	

FORM VII
PCBS CONTINUING CALIBRATION RETENTION TIME SUMMARY

Lab Name: Eurofins TestAmerica, Canton Job No.: 240-124062-1

SDG No.:

Lab Sample ID: ICV 240-401912/37 Calibration Date: 09/24/2019 00:40

Instrument ID: A2HP12 Calib Start Date: 09/23/2019 17:13

GC Column: CLP-2 (0.53mm) ID: 0.53(mm) Calib End Date: 09/23/2019 18:59

Lab File ID: P12092337.D

Analyte	RT	RT WINDOW	
		FROM	TO
PCB-1248 Peak 1	6.53	6.51	6.55
PCB-1248 Peak 2	7.16	7.14	7.18
PCB-1248 Peak 3	8.12	8.10	8.14
PCB-1248 Peak 4	8.50	8.48	8.52
PCB-1248 Peak 5	9.29	9.27	9.31

Eurofins TestAmerica, Canton
Target Compound Quantitation Report

Data File: \\chromna\Canton\ChromData\A2HP12\20190923-91295.b\P12092337.D
Lims ID: icv 1248
Client ID:
Sample Type: ICV
Inject. Date: 24-Sep-2019 00:40:13 ALS Bottle#: 37 Worklist Smp#: 37
Injection Vol: 1.0 ul Dil. Factor: 1.0000
Sample Info: 240-0091295-037
Operator ID: Instrument ID: A2HP12
Sublist:

Method: \\chromna\Canton\ChromData\A2HP12\20190923-91295.b\PCB12IS.m
Limit Group: GC 8082A IS
Last Update: 25-Sep-2019 07:34:38 Calib Date: 23-Sep-2019 23:14:55
Integrator: Falcon
Quant Method: Internal Standard Quant By: Initial Calibration
Last ICal File: \\chromna\Canton\ChromData\A2HP12\20190923-91295.b\P12092333.D

Column 1 : Det: GC ECD1A
Column 2 : Det: GC ecd2b
Process Host: CTX0326

First Level Reviewer: hassl Date: 24-Sep-2019 06:31:42

Col	RT (min.)	Exp RT (min.)	Dlt RT (min.)	Response	Cal Amt ng/ul	OnCol Amt ng/ul	Flags
* 14 1-Bromo-2-nitrobenzene							
1	2.823	2.823	-0.001	72027341	0.0500	0.0500	
2	3.344	3.344	-0.001	94915932	0.0500	0.0500	
7 PCB-1248							M
1	5.500	5.501	-0.001	8517676	0.5000	0.5601	
1	6.929	6.929	0.000	30300781	0.5000	0.5590	
1	7.481	7.482	-0.001	28581079	0.5000	0.5683	
1	7.756	7.759	-0.003	23679839	0.5000	0.5733	
1	8.245	8.246	-0.001	14183118	0.5000	0.5335	
		Average of Peak Amounts =				0.5588	
2	6.528	6.528	0.000	14726019	0.5000	0.5130	
2	7.163	7.163	0.000	47481009	0.5000	0.6237	
2	8.115	8.117	-0.002	39209362	0.5000	0.5933	M
2	8.499	8.500	-0.001	45827892	0.5000	0.6061	M
2	9.289	9.289	0.000	21309242	0.5000	0.5585	M
		Average of Peak Amounts =				0.5789	
						RPD = 3.53	

QC Flag Legend

Review Flags
M - Manually Integrated

Reagents:

SG1248ICV@.5_00002 Amount Added: 1.00 Units: mL

Report Date: 25-Sep-2019 07:34:56 Chrom Revision: 2.3 17-Sep-2019 16:19:08

Eurofins TestAmerica, Canton

Data File: \\chromna\Canton\ChromData\A2HP12\20190923-91295.b\P12092337.D

Injection Date:	24-Sep-2019 00:40:13	Instrument ID:	A2HP12	Operator ID:	
Lims ID:	icv 1248			Worklist Smp#:	37
Client ID:					
Injection Vol:	1.0 ul	Dil. Factor:	1.0000	ALS Bottle#:	37
Method:	PCB12IS	Limit Group:	GC 8082A IS		

Y Scaling: Method Defined: Set to Absolute Y Value

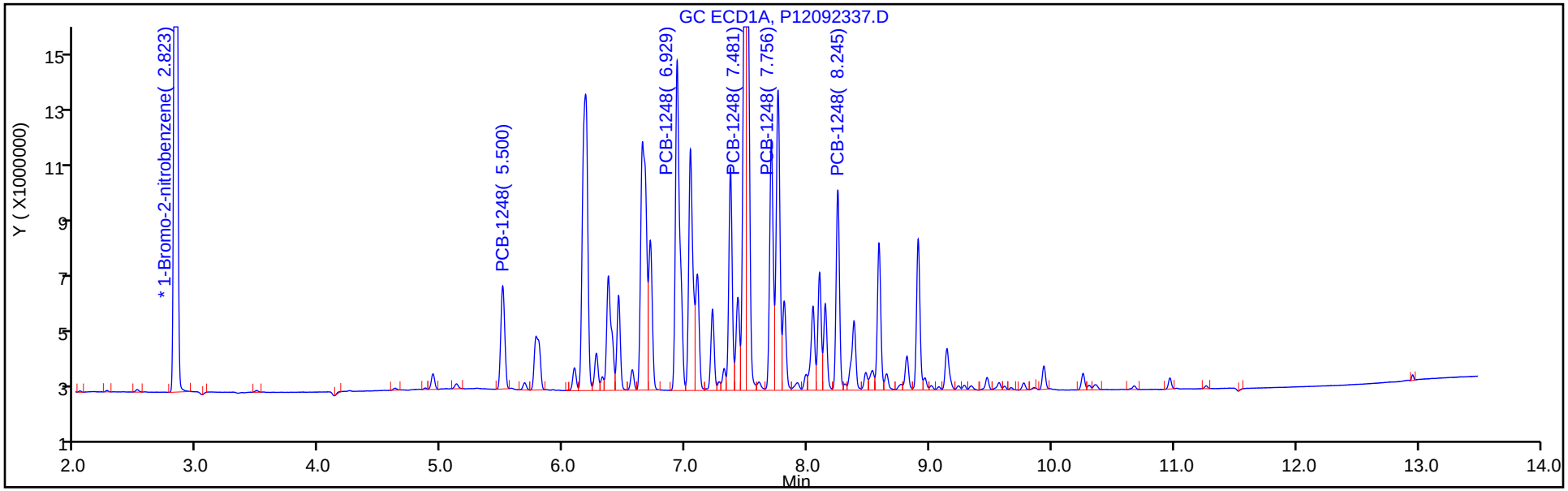

Y Scaling: Method Defined: Set to Absolute Y Value

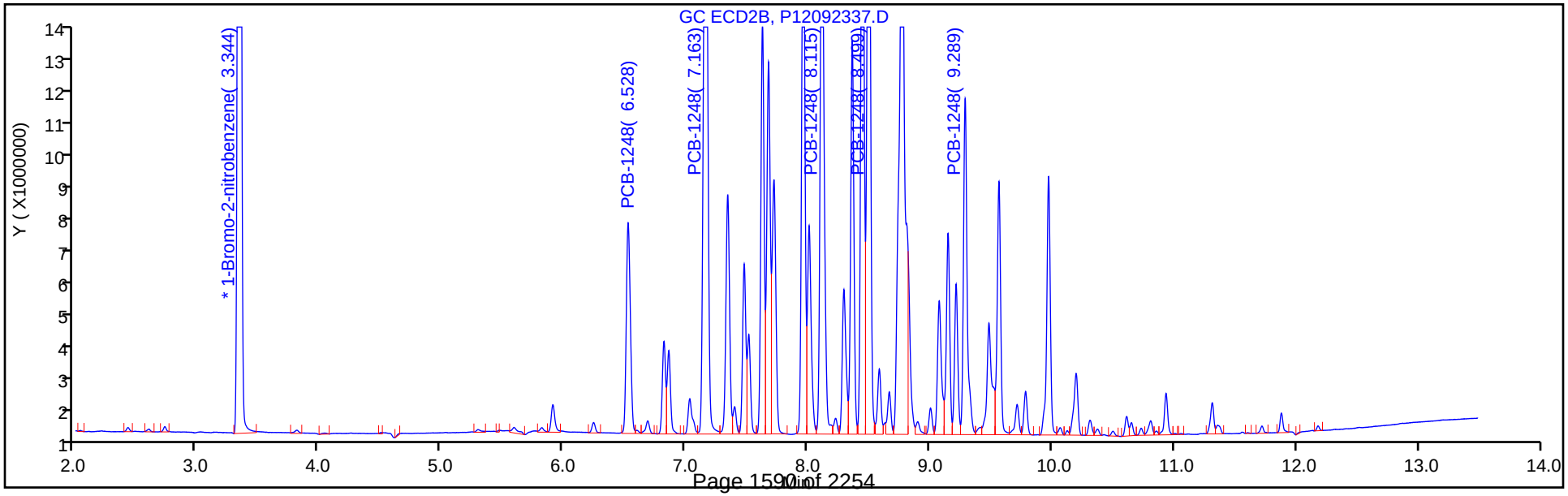

Report Date: 25-Sep-2019 07:34:57 Chrom Revision: 2.3 17-Sep-2019 16:19:08

Eurofins TestAmerica, Canton

Data File: \\chromna\Canton\ChromData\A2HP12\20190923-91295.b\P12092337.D

Injection Date: 24-Sep-2019 00:40:13 Instrument ID: A2HP12

Lims ID: icv 1248

Client ID:

Operator ID: ALS Bottle#: 37 Worklist Smp#: 37

Injection Vol: 1.0 ul Dil. Factor: 1.0000

Method: PCB12IS Limit Group: GC 8082A IS

Column: Detector GC ecd2b

7 PCB-1248, CAS: 12672-29-6

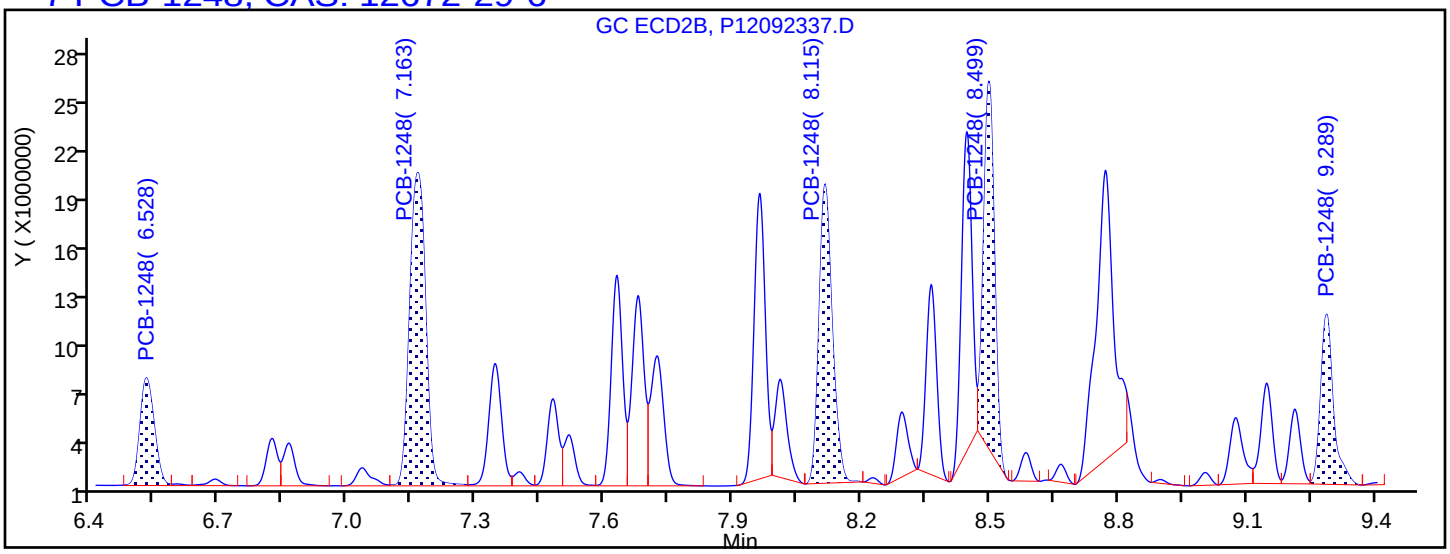

Processing Integration Results

6.528	Response = 14726019
7.163	Response = 47481009
8.115	Response = 37809463
8.499	Response = 38107778
9.289	Response = 20607923

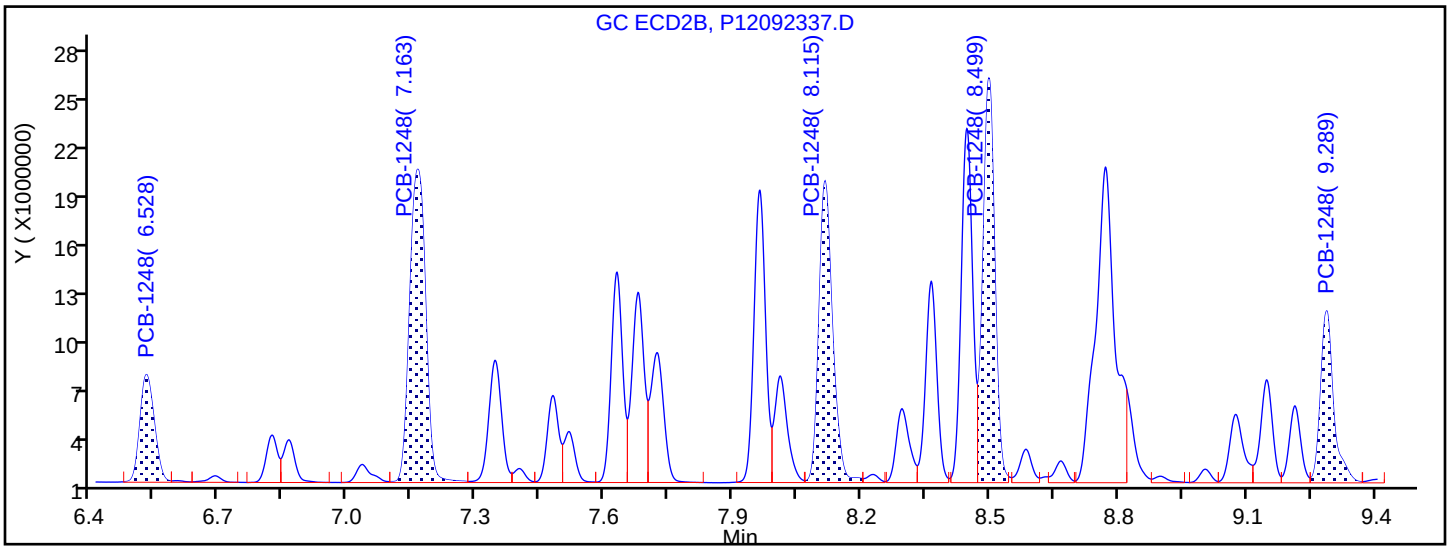

Manual Integration Results

6.528	Response = 14726019	
7.163	Response = 47481009	
8.115	Response = 39209362	M
8.499	Response = 45827892	M
9.289	Response = 21309242	M

Reviewer: hassl, 24-Sep-2019 06:31:21

Audit Action: Assigned New Baseline Audit Reason: Baseline Smoothing

FORM VII
PCBS CONTINUING CALIBRATION DATA

Lab Name: Eurofins TestAmerica, Canton Job No.: 240-124062-1

SDG No.:

Lab Sample ID: ICV 240-401912/38 Calibration Date: 09/24/2019 01:01

Instrument ID: A2HP12 Calib Start Date: 09/23/2019 19:21

GC Column: CLP-1 (0.53mm) ID: 0.53(mm) Calib End Date: 09/23/2019 21:07

Lab File ID: P12092338.D Conc. Units: ng/uL

ANALYTE	CURVE TYPE	AVE RRF	RRF	MIN RRF	CALC AMOUNT	SPIKE AMOUNT	%D	MAX %D
PCB-1254 Peak 1	Ave	0.0289	0.0262		0.454	0.500	-9.2	
PCB-1254 Peak 2	Ave	0.0594	0.0545		0.458	0.500	-8.3	
PCB-1254 Peak 3	Ave	0.0443	0.0420		0.474	0.500	-5.3	
PCB-1254 Peak 4	Ave	0.0402	0.0387		0.481	0.500	-3.7	
PCB-1254 Peak 5	Ave	0.0622	0.0613		0.493	0.500	-1.4	

FORM VII
PCBS CONTINUING CALIBRATION RETENTION TIME SUMMARY

Lab Name: Eurofins TestAmerica, Canton Job No.: 240-124062-1

SDG No.:

Lab Sample ID: ICV 240-401912/38 Calibration Date: 09/24/2019 01:01

Instrument ID: A2HP12 Calib Start Date: 09/23/2019 19:21

GC Column: CLP-1 (0.53mm) ID: 0.53(mm) Calib End Date: 09/23/2019 21:07

Lab File ID: P12092338.D

Analyte	RT	RT WINDOW	
		FROM	TO
PCB-1254 Peak 1	7.43	7.41	7.45
PCB-1254 Peak 2	8.25	8.23	8.27
PCB-1254 Peak 3	8.58	8.56	8.60
PCB-1254 Peak 4	8.81	8.79	8.83
PCB-1254 Peak 5	9.14	9.12	9.16

Eurofins TestAmerica, Canton
Target Compound Quantitation Report

Data File: \\chromna\Canton\ChromData\A2HP12\20190923-91295.b\P12092338.D
Lims ID: icv 1254
Client ID:
Sample Type: ICV
Inject. Date: 24-Sep-2019 01:01:24 ALS Bottle#: 38 Worklist Smp#: 38
Injection Vol: 1.0 ul Dil. Factor: 1.0000
Sample Info: 240-0091295-038
Operator ID: Instrument ID: A2HP12
Sublist:

Method: \\chromna\Canton\ChromData\A2HP12\20190923-91295.b\PCB12IS.m
Limit Group: GC 8082A IS
Last Update: 25-Sep-2019 07:34:38 Calib Date: 23-Sep-2019 23:14:55
Integrator: Falcon
Quant Method: Internal Standard Quant By: Initial Calibration
Last ICal File: \\chromna\Canton\ChromData\A2HP12\20190923-91295.b\P12092333.D

Column 1 : Det: GC ECD1A
Column 2 : Det: GC ecd2b
Process Host: CTX0326

First Level Reviewer: hassl Date: 24-Sep-2019 06:32:07

Col	RT (min.)	Exp RT (min.)	Dlt RT (min.)	Response	Cal Amt ng/ul	OnCol Amt ng/ul	Flags
* 14 1-Bromo-2-nitrobenzene							
1	2.823	2.823	-0.001	71669140	0.0500	0.0500	
2	3.344	3.344	0.000	95942324	0.0500	0.0500	
8 PCB-1254							
1	7.428	7.428	0.000	18801732	0.5000	0.4540	
1	8.245	8.246	-0.001	39056329	0.5000	0.4585	
1	8.583	8.583	0.000	30102172	0.5000	0.4737	
1	8.810	8.811	-0.001	27703727	0.5000	0.4813	
1	9.138	9.141	-0.003	43929526	0.5000	0.4931	
		Average of Peak Amounts =				0.4721	
2	8.493	8.494	-0.001	30581991	0.5000	0.4404	
2	8.738	8.740	-0.002	36367639	0.5000	0.4504	
2	9.287	9.289	-0.002	51624543	0.5000	0.4533	
2	9.563	9.566	-0.003	38628959	0.5000	0.4564	
2	10.197	10.199	-0.002	54785745	0.5000	0.4664	
		Average of Peak Amounts =				0.4534	
						RPD = 4.05	

Reagents:

SG2154ICV@.5_00001 Amount Added: 1.00 Units: mL

Report Date: 25-Sep-2019 07:35:02 Chrom Revision: 2.3 17-Sep-2019 16:19:08

Eurofins TestAmerica, Canton

Data File: \\chromna\Canton\ChromData\A2HP12\20190923-91295.b\P12092338.D

Injection Date:	24-Sep-2019 01:01:24	Instrument ID:	A2HP12	Operator ID:	
Lims ID:	icv 1254			Worklist Smp#:	38
Client ID:					
Injection Vol:	1.0 ul	Dil. Factor:	1.0000	ALS Bottle#:	38
Method:	PCB12IS	Limit Group:	GC 8082A IS		

Y Scaling: Method Defined: Set to Absolute Y Value

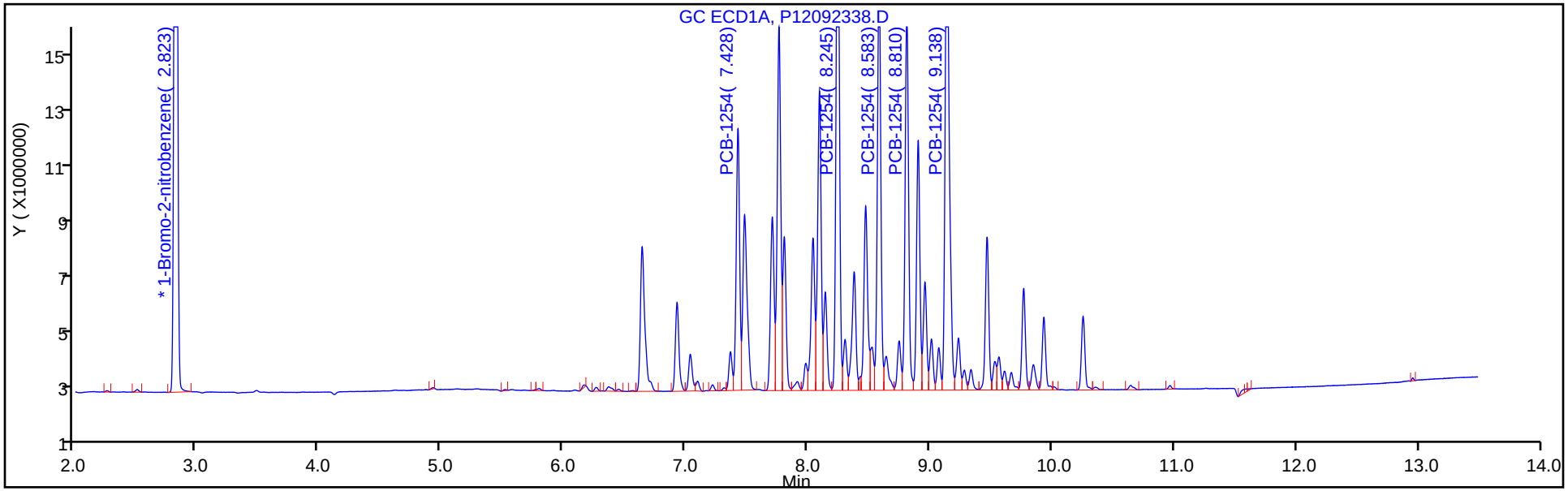

Y Scaling: Method Defined: Set to Absolute Y Value

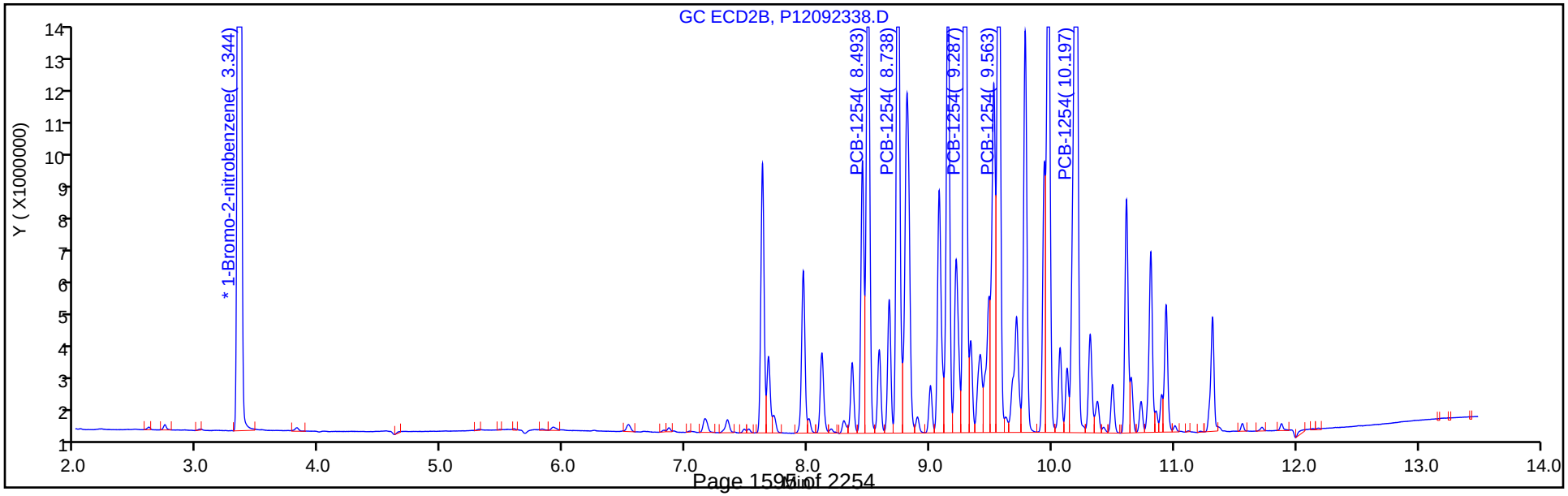

FORM VII
PCBS CONTINUING CALIBRATION DATA

Lab Name: Eurofins TestAmerica, Canton Job No.: 240-124062-1

SDG No.:

Lab Sample ID: ICV 240-401912/38 Calibration Date: 09/24/2019 01:01

Instrument ID: A2HP12 Calib Start Date: 09/23/2019 19:21

GC Column: CLP-2 (0.53mm) ID: 0.53(mm) Calib End Date: 09/23/2019 21:07

Lab File ID: P12092338.D Conc. Units: ng/uL

ANALYTE	CURVE TYPE	AVE RRF	RRF	MIN RRF	CALC AMOUNT	SPIKE AMOUNT	%D	MAX %D
PCB-1254 Peak 1	Ave	0.0362	0.0319		0.440	0.500	-11.9	
PCB-1254 Peak 2	Ave	0.0421	0.0379		0.450	0.500	-9.9	
PCB-1254 Peak 3	Ave	0.0593	0.0538		0.453	0.500	-9.3	
PCB-1254 Peak 4	Ave	0.0441	0.0403		0.456	0.500	-8.7	
PCB-1254 Peak 5	Ave	0.0612	0.0571		0.466	0.500	-6.7	

FORM VII
PCBS CONTINUING CALIBRATION RETENTION TIME SUMMARY

Lab Name: Eurofins TestAmerica, Canton Job No.: 240-124062-1

SDG No.:

Lab Sample ID: ICV 240-401912/38 Calibration Date: 09/24/2019 01:01

Instrument ID: A2HP12 Calib Start Date: 09/23/2019 19:21

GC Column: CLP-2 (0.53mm) ID: 0.53(mm) Calib End Date: 09/23/2019 21:07

Lab File ID: P12092338.D

Analyte	RT	RT WINDOW	
		FROM	TO
PCB-1254 Peak 1	8.49	8.48	8.51
PCB-1254 Peak 2	8.74	8.72	8.76
PCB-1254 Peak 3	9.29	9.27	9.31
PCB-1254 Peak 4	9.56	9.55	9.59
PCB-1254 Peak 5	10.20	10.18	10.22

Eurofins TestAmerica, Canton
Target Compound Quantitation Report

Data File: \\chromna\Canton\ChromData\A2HP12\20190923-91295.b\P12092338.D
Lims ID: icv 1254
Client ID:
Sample Type: ICV
Inject. Date: 24-Sep-2019 01:01:24 ALS Bottle#: 38 Worklist Smp#: 38
Injection Vol: 1.0 ul Dil. Factor: 1.0000
Sample Info: 240-0091295-038
Operator ID: Instrument ID: A2HP12
Sublist:

Method: \\chromna\Canton\ChromData\A2HP12\20190923-91295.b\PCB12IS.m
Limit Group: GC 8082A IS
Last Update: 25-Sep-2019 07:34:38 Calib Date: 23-Sep-2019 23:14:55
Integrator: Falcon
Quant Method: Internal Standard Quant By: Initial Calibration
Last ICal File: \\chromna\Canton\ChromData\A2HP12\20190923-91295.b\P12092333.D

Column 1 : Det: GC ECD1A
Column 2 : Det: GC ecd2b
Process Host: CTX0326

First Level Reviewer: hassl Date: 24-Sep-2019 06:32:07

Col	RT (min.)	Exp RT (min.)	Dlt RT (min.)	Response	Cal Amt ng/ul	OnCol Amt ng/ul	Flags
* 14 1-Bromo-2-nitrobenzene							
1	2.823	2.823	-0.001	71669140	0.0500	0.0500	
2	3.344	3.344	0.000	95942324	0.0500	0.0500	
8 PCB-1254							
1	7.428	7.428	0.000	18801732	0.5000	0.4540	
1	8.245	8.246	-0.001	39056329	0.5000	0.4585	
1	8.583	8.583	0.000	30102172	0.5000	0.4737	
1	8.810	8.811	-0.001	27703727	0.5000	0.4813	
1	9.138	9.141	-0.003	43929526	0.5000	0.4931	
		Average of Peak Amounts =				0.4721	
2	8.493	8.494	-0.001	30581991	0.5000	0.4404	
2	8.738	8.740	-0.002	36367639	0.5000	0.4504	
2	9.287	9.289	-0.002	51624543	0.5000	0.4533	
2	9.563	9.566	-0.003	38628959	0.5000	0.4564	
2	10.197	10.199	-0.002	54785745	0.5000	0.4664	
		Average of Peak Amounts =				0.4534	
						RPD = 4.05	

Reagents:

SG2154ICV@.5_00001 Amount Added: 1.00 Units: mL

Report Date: 25-Sep-2019 07:35:02 Chrom Revision: 2.3 17-Sep-2019 16:19:08

Eurofins TestAmerica, Canton

Data File: \\chromna\Canton\ChromData\A2HP12\20190923-91295.b\P12092338.D

Injection Date:	24-Sep-2019 01:01:24	Instrument ID:	A2HP12	Operator ID:	
Lims ID:	icv 1254			Worklist Smp#:	38
Client ID:					
Injection Vol:	1.0 ul	Dil. Factor:	1.0000	ALS Bottle#:	38
Method:	PCB12IS	Limit Group:	GC 8082A IS		

Y Scaling: Method Defined: Set to Absolute Y Value

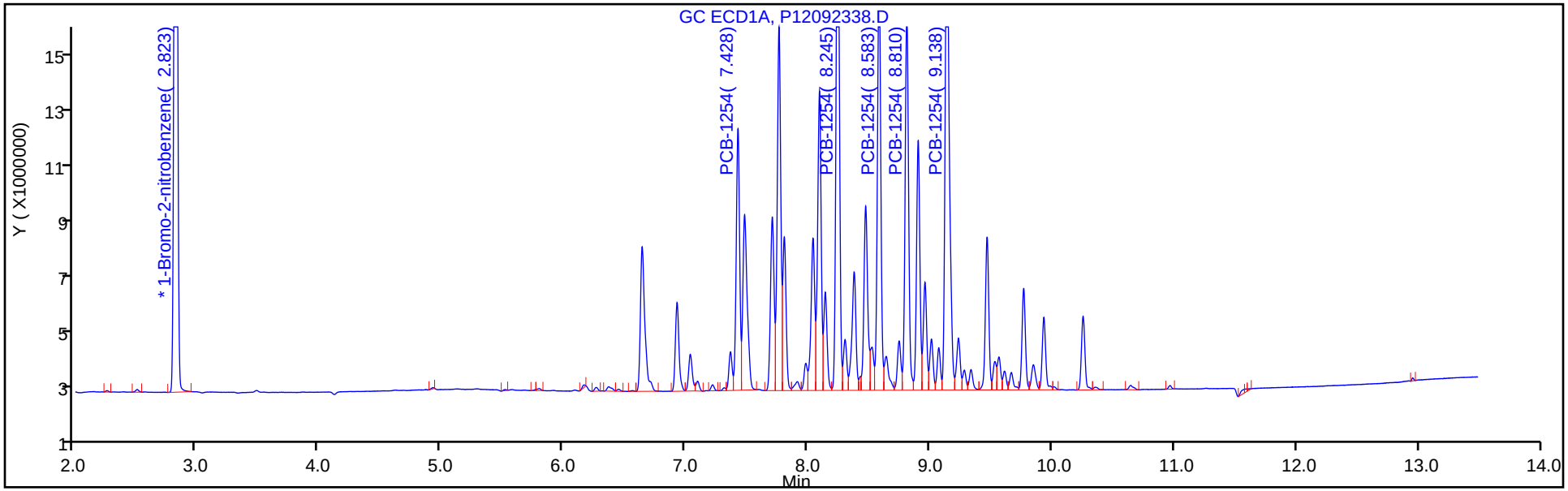

Y Scaling: Method Defined: Set to Absolute Y Value

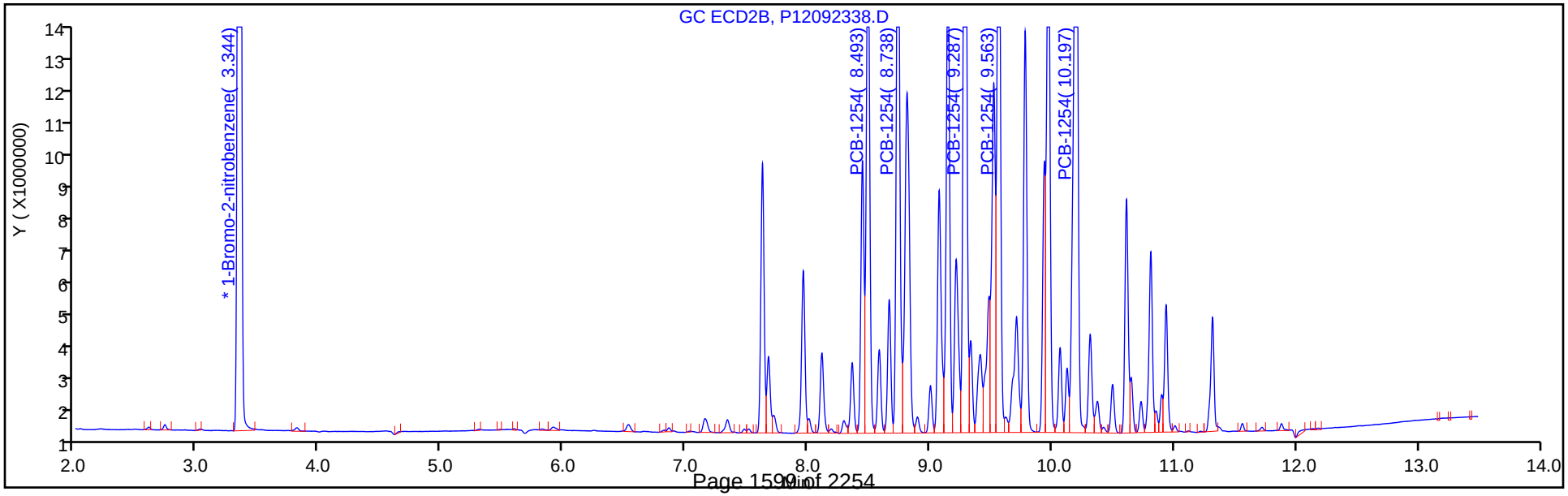

FORM VII
PCBS CONTINUING CALIBRATION DATA

Lab Name: Eurofins TestAmerica, Canton Job No.: 240-124062-1

SDG No.:

Lab Sample ID: ICV 240-401912/39 Calibration Date: 09/24/2019 01:22

Instrument ID: A2HP12 Calib Start Date: 09/23/2019 21:28

GC Column: CLP-1 (0.53mm) ID: 0.53(mm) Calib End Date: 09/23/2019 23:14

Lab File ID: P12092339.D Conc. Units: ng/uL

ANALYTE	CURVE TYPE	AVE RRF	RRF	MIN RRF	CALC AMOUNT	SPIKE AMOUNT	%D	MAX %D
PCB-1016 Peak 1	Ave	0.0154	0.0150		0.487	0.500	-2.6	
PCB-1016 Peak 2	Ave	0.0255	0.0255		0.501	0.500	0.1	
PCB-1016 Peak 3	Ave	0.0690	0.0702		0.509	0.500	1.7	
PCB-1016 Peak 4	Ave	0.0293	0.0298		0.509	0.500	1.8	
PCB-1016 Peak 5	Ave	0.0116	0.0115		0.496	0.500	-0.8	
PCB-1260 Peak 1	Ave	0.0391	0.0420		0.537	0.500	7.4	
PCB-1260 Peak 2	Ave	0.0633	0.0703		0.555	0.500	11.0	
PCB-1260 Peak 3	Ave	0.0720	0.0816		0.567	0.500	13.3	
PCB-1260 Peak 4	Ave	0.1024	0.0948		0.463	0.500	-7.4	
PCB-1260 Peak 5	Ave	0.0523	0.0528		0.505	0.500	0.9	

FORM VII
PCBS CONTINUING CALIBRATION RETENTION TIME SUMMARY

Lab Name: Eurofins TestAmerica, Canton Job No.: 240-124062-1

SDG No.:

Lab Sample ID: ICV 240-401912/39 Calibration Date: 09/24/2019 01:22

Instrument ID: A2HP12 Calib Start Date: 09/23/2019 21:28

GC Column: CLP-1 (0.53mm) ID: 0.53(mm) Calib End Date: 09/23/2019 23:14

Lab File ID: P12092339.D

Analyte	RT	RT WINDOW	
		FROM	TO
PCB-1016 Peak 1	4.93	4.91	4.95
PCB-1016 Peak 2	5.50	5.48	5.52
PCB-1016 Peak 3	6.18	6.16	6.20
PCB-1016 Peak 4	6.37	6.35	6.39
PCB-1016 Peak 5	6.71	6.69	6.73
PCB-1260 Peak 1	8.47	8.46	8.49
PCB-1260 Peak 2	8.81	8.79	8.83
PCB-1260 Peak 3	9.14	9.12	9.16
PCB-1260 Peak 4	9.93	9.91	9.95
PCB-1260 Peak 5	10.25	10.24	10.27

Eurofins TestAmerica, Canton
Target Compound Quantitation Report

Data File: \\chromna\Canton\ChromData\A2HP12\20190923-91295.b\P12092339.D
Lims ID: icv 1660
Client ID:
Sample Type: ICV
Inject. Date: 24-Sep-2019 01:22:36 ALS Bottle#: 39 Worklist Smp#: 39
Injection Vol: 1.0 ul Dil. Factor: 1.0000
Sample Info: 240-0091295-039
Operator ID: Instrument ID: A2HP12
Sublist:

Method: \\chromna\Canton\ChromData\A2HP12\20190923-91295.b\PCB12IS.m
Limit Group: GC 8082A IS
Last Update: 25-Sep-2019 07:34:38 Calib Date: 23-Sep-2019 23:14:55
Integrator: Falcon
Quant Method: Internal Standard Quant By: Initial Calibration
Last ICal File: \\chromna\Canton\ChromData\A2HP12\20190923-91295.b\P12092333.D

Column 1 : Det: GC ECD1A
Column 2 : Det: GC ecd2b
Process Host: CTX0326

First Level Reviewer: hassl Date: 24-Sep-2019 06:33:06

Col	RT (min.)	Exp RT (min.)	Dlt RT (min.)	Response	Cal Amt ng/ul	OnCol Amt ng/ul	Flags
* 14 1-Bromo-2-nitrobenzene							
1	2.823	2.823	0.000	72003588	0.0500	0.0500	
2	3.344	3.344	0.000	96578207	0.0500	0.0500	
6 PCB-1016							M
1	4.929	4.929	0.000	10809361	0.5000	0.4869	
1	5.502	5.502	0.000	18352858	0.5000	0.5007	
1	6.181	6.181	0.000	50519278	0.5000	0.5085	
1	6.366	6.366	0.000	21450471	0.5000	0.5088	
1	6.712	6.711	0.001	8304949	0.5000	0.4959	
		Average of Peak Amounts =				0.5002	
2	5.911	5.911	0.000	16285489	0.5000	0.5014	
2	6.529	6.529	0.000	32205051	0.5000	0.4938	
2	7.165	7.164	0.001	71783075	0.5000	0.4993	M
2	7.345	7.345	0.000	28494090	0.5000	0.4914	M
2	7.677	7.678	-0.001	16094496	0.5000	0.4849	
		Average of Peak Amounts =				0.4942	
						RPD = 1.20	

Col	RT (min.)	Exp RT (min.)	Dlt RT (min.)	Response	Cal Amt ng/ul	OnCol Amt ng/ul	Flags
10 PCB-1260							M
1	8.473	8.474	-0.001	30218020	0.5000	0.5372	M
1	8.810	8.812	-0.002	50581081	0.5000	0.5550	M
1	9.137	9.138	-0.001	58725997	0.5000	0.5667	M
1	9.931	9.933	-0.002	68275171	0.5000	0.4628	M
1	10.253	10.254	-0.001	38022440	0.5000	0.5045	M
		Average of Peak Amounts =				0.5252	
2	9.524	9.525	-0.001	44475759	0.5000	0.5142	
2	9.781	9.782	-0.001	50283755	0.5000	0.5280	
2	10.194	10.196	-0.002	73358112	0.5000	0.5401	
2	10.933	10.934	-0.001	89000573	0.5000	0.4647	
2	11.312	11.312	0.000	63133528	0.5000	0.4656	
		Average of Peak Amounts =				0.5025	
						RPD = 4.42	

QC Flag Legend

Review Flags

M - Manually Integrated

Reagents:

SG1660ICV@.5_00006 Amount Added: 1.00 Units: mL

Report Date: 25-Sep-2019 07:35:08 Chrom Revision: 2.3 17-Sep-2019 16:19:08

Eurofins TestAmerica, Canton

Data File: \\chromna\Canton\ChromData\A2HP12\20190923-91295.b\P12092339.D

Injection Date:	24-Sep-2019 01:22:36	Instrument ID:	A2HP12	Operator ID:	
Lims ID:	icv 1660			Worklist Smp#:	39
Client ID:					
Injection Vol:	1.0 ul	Dil. Factor:	1.0000	ALS Bottle#:	39
Method:	PCB12IS	Limit Group:	GC 8082A IS		

Y Scaling: Method Defined: Set to Absolute Y Value

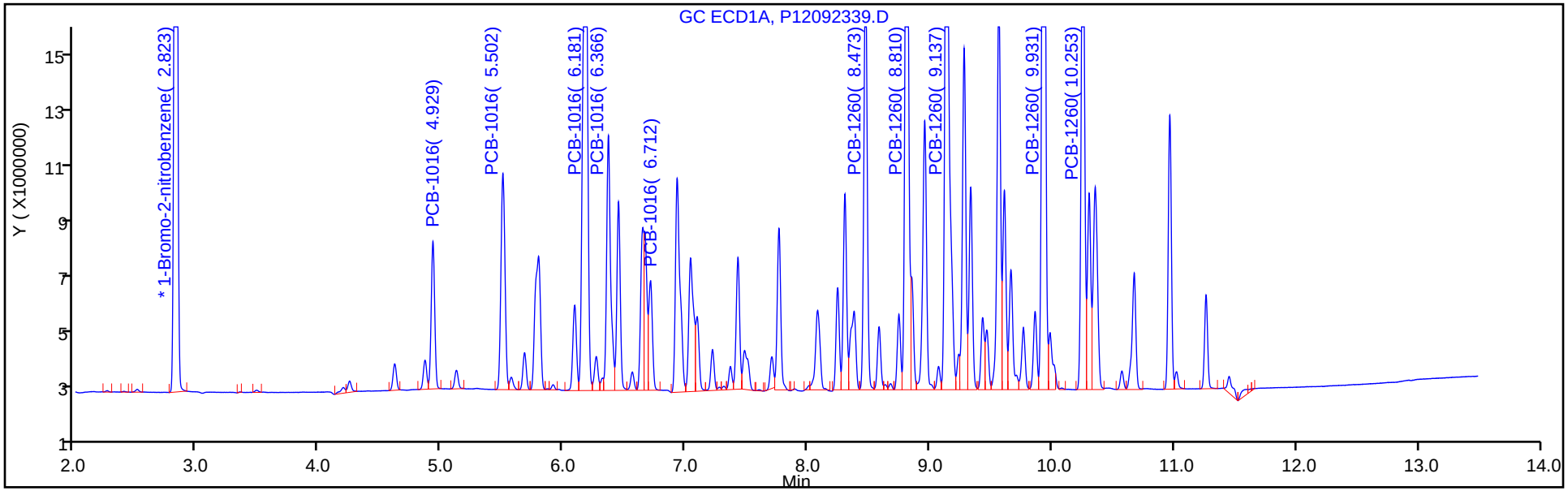

Y Scaling: Method Defined: Set to Absolute Y Value

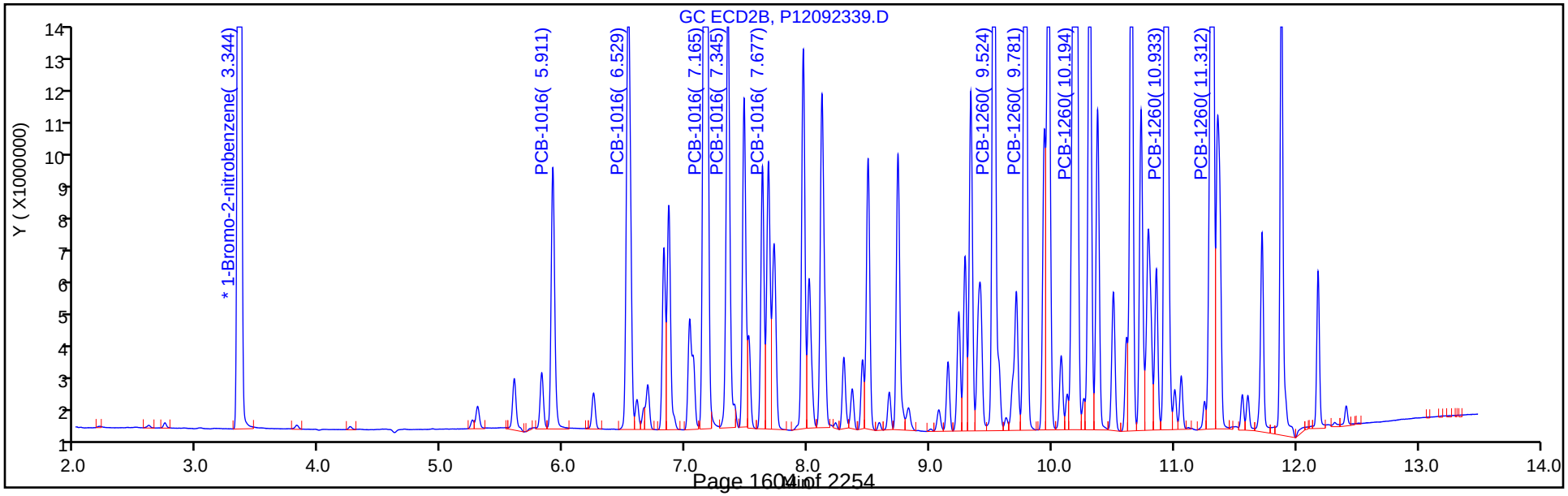

Report Date: 25-Sep-2019 07:35:08 Chrom Revision: 2.3 17-Sep-2019 16:19:08

Eurofins TestAmerica, Canton

Data File: \\chromna\Canton\ChromData\A2HP12\20190923-91295.b\P12092339.D

Injection Date: 24-Sep-2019 01:22:36 Instrument ID: A2HP12

Lims ID: icv 1660

Client ID:

Operator ID: ALS Bottle#: 39 Worklist Smp#: 39

Injection Vol: 1.0 ul Dil. Factor: 1.0000

Method: PCB12IS Limit Group: GC 8082A IS

Column: Detector GC ECD1A

10 PCB-1260, CAS: 11096-82-5

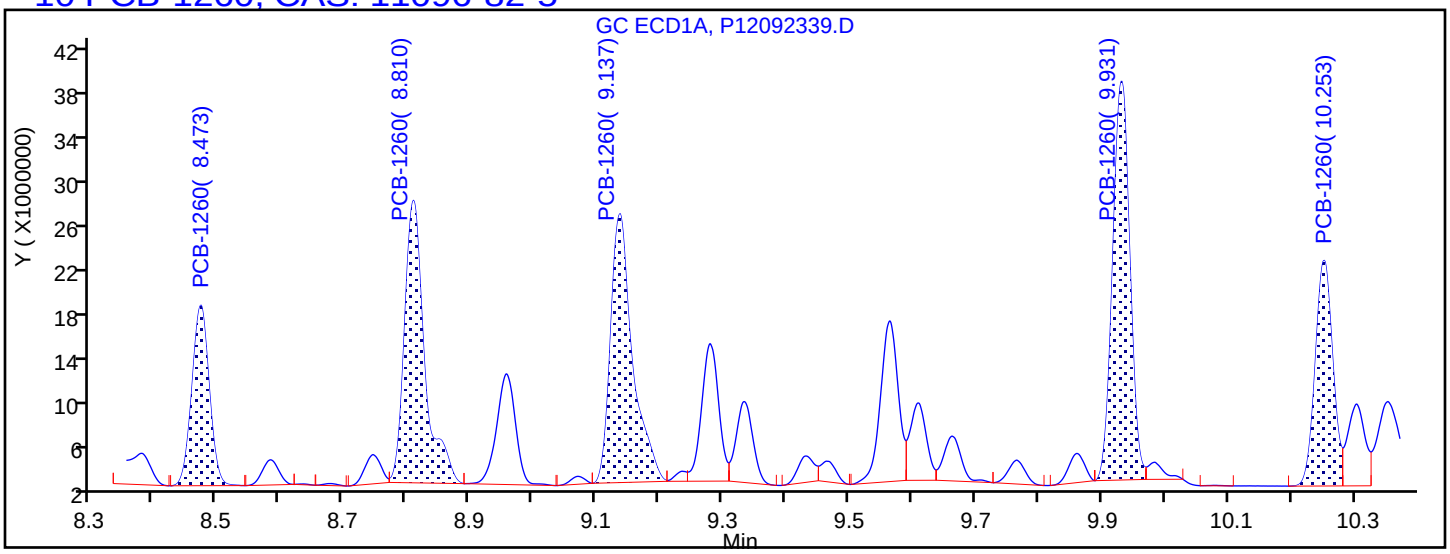

Processing Integration Results

8.473	Response = 29970971
8.810	Response = 54510769
9.137	Response = 56399465
9.931	Response = 65730834
10.253	Response = 38034211

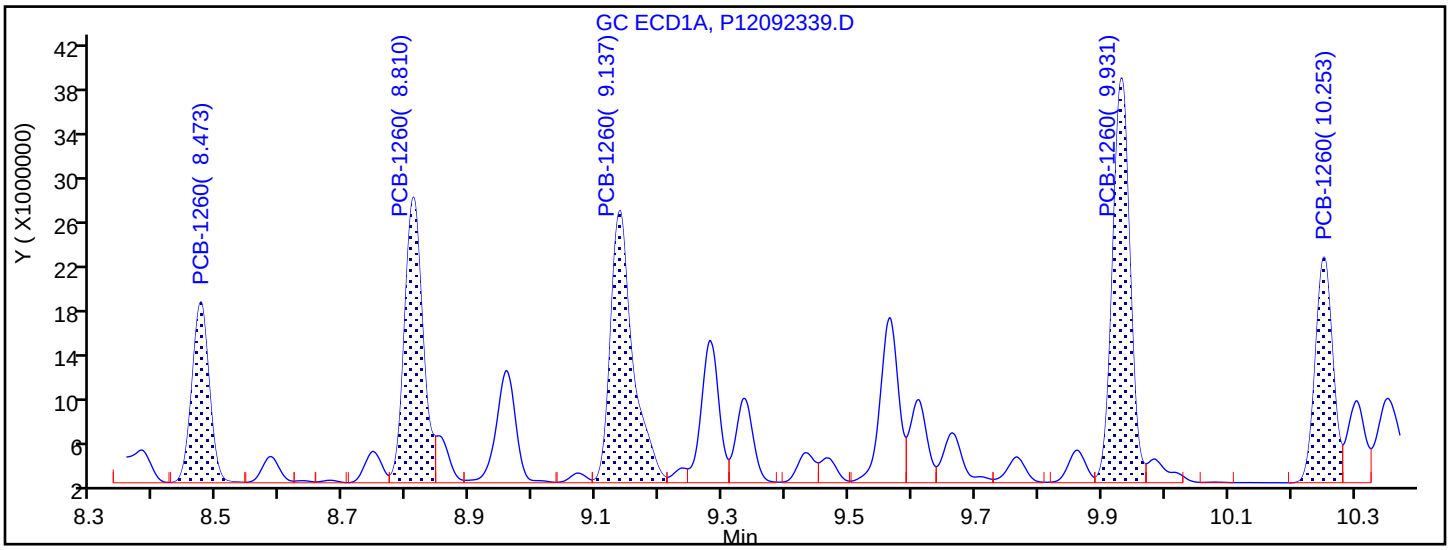

Manual Integration Results

8.473	Response = 30218020	M
8.810	Response = 50581081	M
9.137	Response = 58725997	M
9.931	Response = 68275171	M
10.253	Response = 38022440	M

Reviewer: hassl, 24-Sep-2019 06:32:27

Audit Action: Assigned New Baseline Audit Reason: Baseline Smoothing

FORM VII
PCBS CONTINUING CALIBRATION DATA

Lab Name: Eurofins TestAmerica, Canton Job No.: 240-124062-1

SDG No.:

Lab Sample ID: ICV 240-401912/39 Calibration Date: 09/24/2019 01:22

Instrument ID: A2HP12 Calib Start Date: 09/23/2019 21:28

GC Column: CLP-2 (0.53mm) ID: 0.53(mm) Calib End Date: 09/23/2019 23:14

Lab File ID: P12092339.D Conc. Units: ng/uL

ANALYTE	CURVE TYPE	AVE RRF	RRF	MIN RRF	CALC AMOUNT	SPIKE AMOUNT	%D	MAX %D
PCB-1016 Peak 1	Ave	0.0168	0.0169		0.501	0.500	0.3	
PCB-1016 Peak 2	Ave	0.0338	0.0334		0.494	0.500	-1.2	
PCB-1016 Peak 3	Ave	0.0744	0.0743		0.499	0.500	-0.1	
PCB-1016 Peak 4	Ave	0.0300	0.0295		0.491	0.500	-1.7	
PCB-1016 Peak 5	Ave	0.0172	0.0167		0.485	0.500	-3.0	
PCB-1260 Peak 1	Ave	0.0448	0.0461		0.514	0.500	2.8	
PCB-1260 Peak 2	Ave	0.0493	0.0521		0.528	0.500	5.6	
PCB-1260 Peak 3	Ave	0.0703	0.0760		0.540	0.500	8.0	
PCB-1260 Peak 4	Ave	0.0992	0.0922		0.465	0.500	-7.1	
PCB-1260 Peak 5	Ave	0.0702	0.0654		0.466	0.500	-6.9	

FORM VII
PCBS CONTINUING CALIBRATION RETENTION TIME SUMMARY

Lab Name: Eurofins TestAmerica, Canton Job No.: 240-124062-1

SDG No.:

Lab Sample ID: ICV 240-401912/39 Calibration Date: 09/24/2019 01:22

Instrument ID: A2HP12 Calib Start Date: 09/23/2019 21:28

GC Column: CLP-2 (0.53mm) ID: 0.53(mm) Calib End Date: 09/23/2019 23:14

Lab File ID: P12092339.D

Analyte	RT	RT WINDOW	
		FROM	TO
PCB-1016 Peak 1	5.91	5.89	5.93
PCB-1016 Peak 2	6.53	6.51	6.55
PCB-1016 Peak 3	7.17	7.15	7.18
PCB-1016 Peak 4	7.35	7.33	7.36
PCB-1016 Peak 5	7.68	7.66	7.70
PCB-1260 Peak 1	9.52	9.51	9.54
PCB-1260 Peak 2	9.78	9.76	9.80
PCB-1260 Peak 3	10.19	10.18	10.22
PCB-1260 Peak 4	10.93	10.92	10.95
PCB-1260 Peak 5	11.31	11.29	11.33

Eurofins TestAmerica, Canton
Target Compound Quantitation Report

Data File: \\chromna\Canton\ChromData\A2HP12\20190923-91295.b\P12092339.D
Lims ID: icv 1660
Client ID:
Sample Type: ICV
Inject. Date: 24-Sep-2019 01:22:36 ALS Bottle#: 39 Worklist Smp#: 39
Injection Vol: 1.0 ul Dil. Factor: 1.0000
Sample Info: 240-0091295-039
Operator ID: Instrument ID: A2HP12
Sublist:

Method: \\chromna\Canton\ChromData\A2HP12\20190923-91295.b\PCB12IS.m
Limit Group: GC 8082A IS
Last Update: 25-Sep-2019 07:34:38 Calib Date: 23-Sep-2019 23:14:55
Integrator: Falcon
Quant Method: Internal Standard Quant By: Initial Calibration
Last ICal File: \\chromna\Canton\ChromData\A2HP12\20190923-91295.b\P12092333.D

Column 1 : Det: GC ECD1A
Column 2 : Det: GC ecd2b
Process Host: CTX0326

First Level Reviewer: hassl Date: 24-Sep-2019 06:33:06

Col	RT (min.)	Exp RT (min.)	Dlt RT (min.)	Response	Cal Amt ng/ul	OnCol Amt ng/ul	Flags
* 14 1-Bromo-2-nitrobenzene							
1	2.823	2.823	0.000	72003588	0.0500	0.0500	
2	3.344	3.344	0.000	96578207	0.0500	0.0500	
6 PCB-1016							M
1	4.929	4.929	0.000	10809361	0.5000	0.4869	
1	5.502	5.502	0.000	18352858	0.5000	0.5007	
1	6.181	6.181	0.000	50519278	0.5000	0.5085	
1	6.366	6.366	0.000	21450471	0.5000	0.5088	
1	6.712	6.711	0.001	8304949	0.5000	0.4959	
		Average of Peak Amounts =				0.5002	
2	5.911	5.911	0.000	16285489	0.5000	0.5014	
2	6.529	6.529	0.000	32205051	0.5000	0.4938	
2	7.165	7.164	0.001	71783075	0.5000	0.4993	M
2	7.345	7.345	0.000	28494090	0.5000	0.4914	M
2	7.677	7.678	-0.001	16094496	0.5000	0.4849	
		Average of Peak Amounts =				0.4942	
						RPD = 1.20	

Col	RT (min.)	Exp RT (min.)	Dlt RT (min.)	Response	Cal Amt ng/ul	OnCol Amt ng/ul	Flags
10 PCB-1260							M
1	8.473	8.474	-0.001	30218020	0.5000	0.5372	M
1	8.810	8.812	-0.002	50581081	0.5000	0.5550	M
1	9.137	9.138	-0.001	58725997	0.5000	0.5667	M
1	9.931	9.933	-0.002	68275171	0.5000	0.4628	M
1	10.253	10.254	-0.001	38022440	0.5000	0.5045	M
		Average of Peak Amounts =				0.5252	
2	9.524	9.525	-0.001	44475759	0.5000	0.5142	
2	9.781	9.782	-0.001	50283755	0.5000	0.5280	
2	10.194	10.196	-0.002	73358112	0.5000	0.5401	
2	10.933	10.934	-0.001	89000573	0.5000	0.4647	
2	11.312	11.312	0.000	63133528	0.5000	0.4656	
		Average of Peak Amounts =				0.5025	
						RPD = 4.42	

QC Flag Legend

Review Flags

M - Manually Integrated

Reagents:

SG1660ICV@.5_00006 Amount Added: 1.00 Units: mL

Report Date: 25-Sep-2019 07:35:08 Chrom Revision: 2.3 17-Sep-2019 16:19:08

Eurofins TestAmerica, Canton

Data File: \\chromna\Canton\ChromData\A2HP12\20190923-91295.b\P12092339.D

Injection Date:	24-Sep-2019 01:22:36	Instrument ID:	A2HP12	Operator ID:	
Lims ID:	icv 1660			Worklist Smp#:	39
Client ID:					
Injection Vol:	1.0 ul	Dil. Factor:	1.0000	ALS Bottle#:	39
Method:	PCB12IS	Limit Group:	GC 8082A IS		

Y Scaling: Method Defined: Set to Absolute Y Value

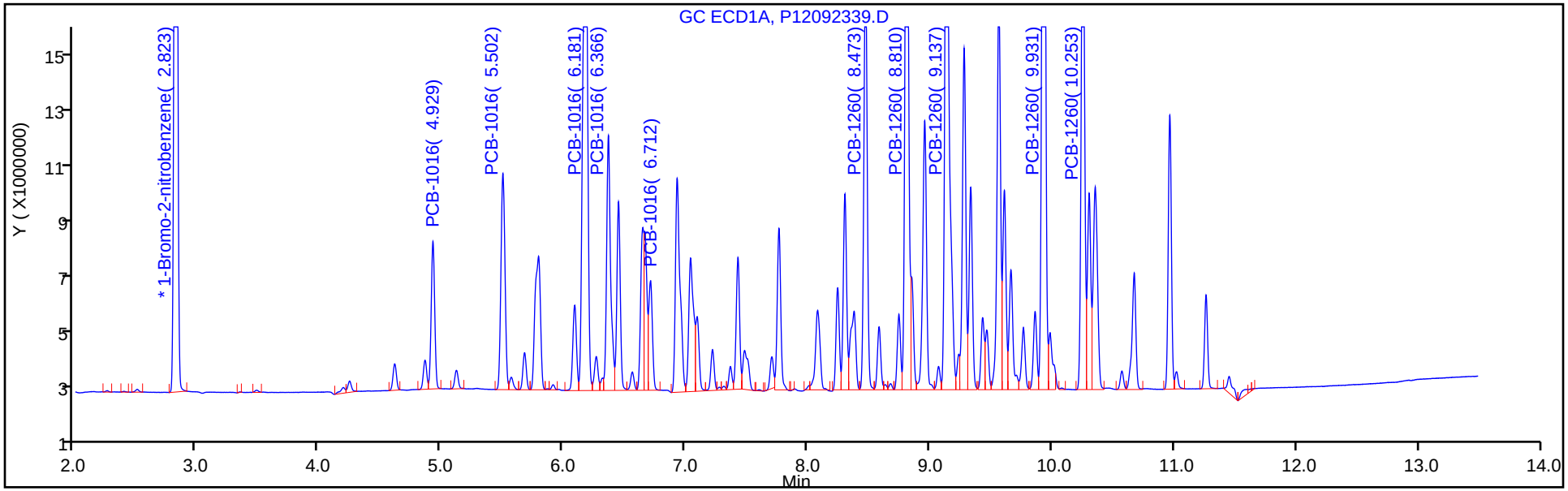

Y Scaling: Method Defined: Set to Absolute Y Value

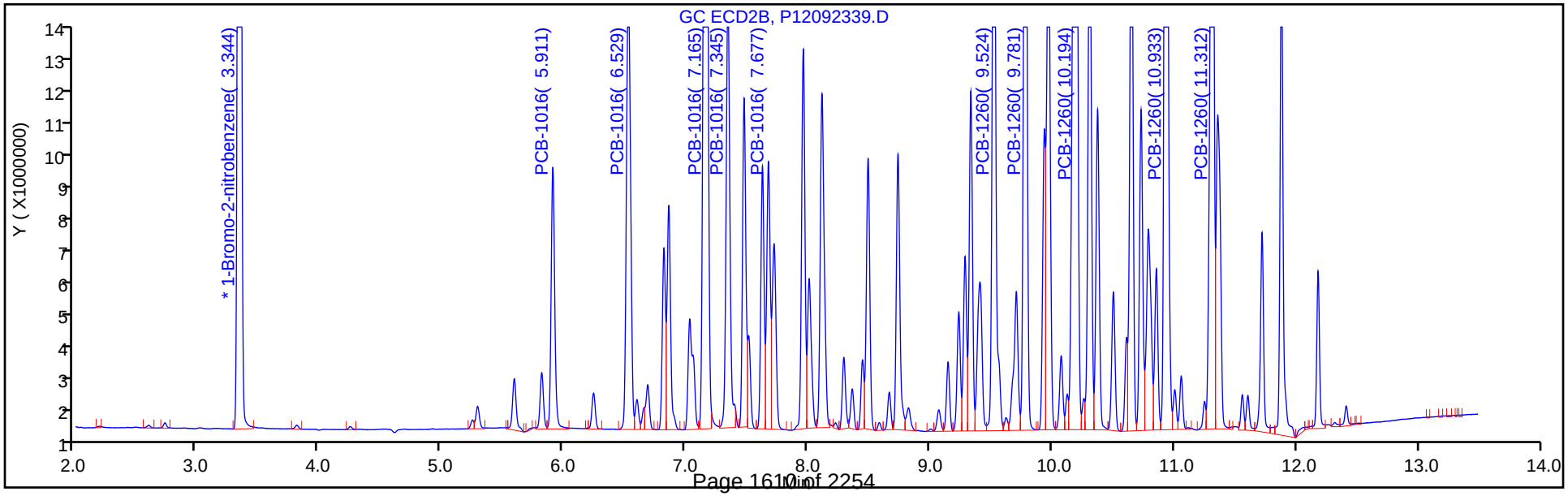

Report Date: 25-Sep-2019 07:35:08 Chrom Revision: 2.3 17-Sep-2019 16:19:08

Eurofins TestAmerica, Canton

Data File: \\chromna\Canton\ChromData\A2HP12\20190923-91295.b\P12092339.D

Injection Date: 24-Sep-2019 01:22:36 Instrument ID: A2HP12

Lims ID: icv 1660

Client ID:

Operator ID: ALS Bottle#: 39 Worklist Smp#: 39

Injection Vol: 1.0 ul Dil. Factor: 1.0000

Method: PCB12IS Limit Group: GC 8082A IS

Column: Detector GC ecd2b

6 PCB-1016, CAS: 12674-11-2

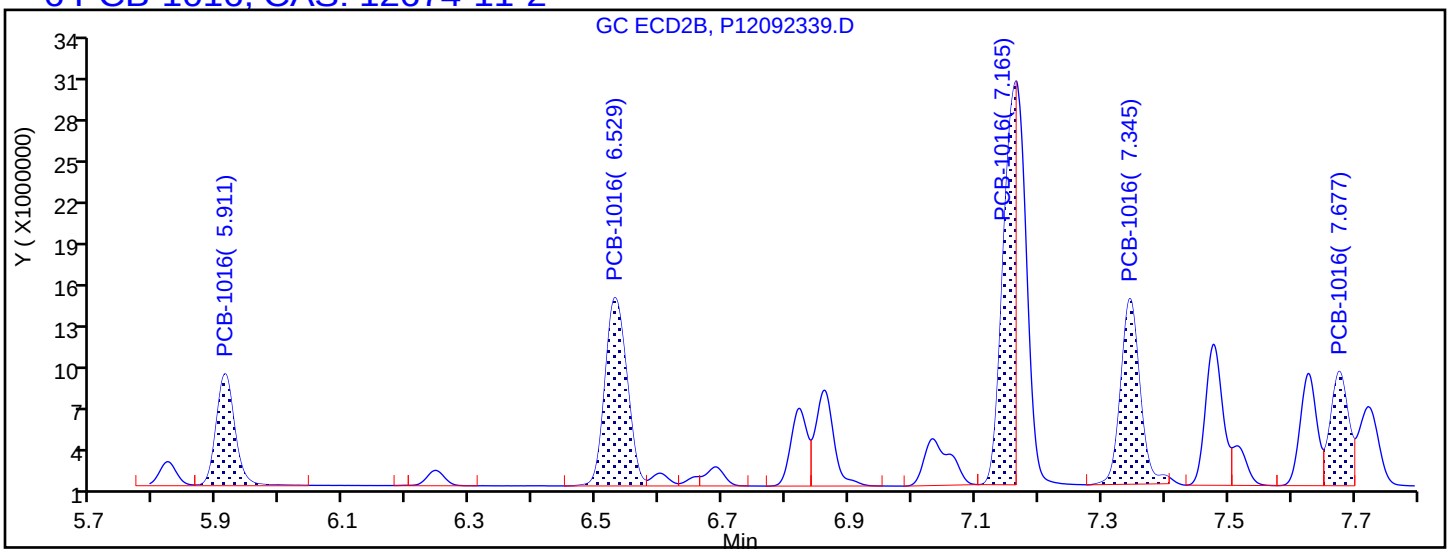

Processing Integration Results

5.911	Response = 16285489
6.529	Response = 32205051
7.165	Response = 38954434
7.345	Response = 27963505
7.677	Response = 16094496

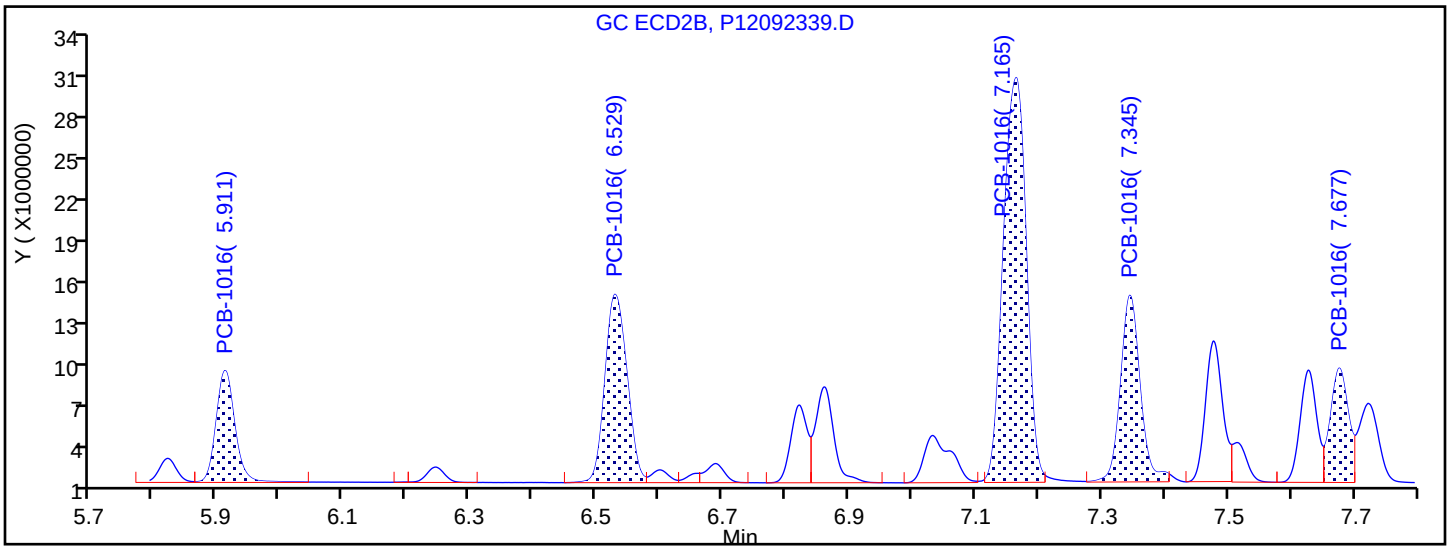

Manual Integration Results

5.911	Response = 16285489	
6.529	Response = 32205051	
7.165	Response = 71783075	M
7.345	Response = 28494090	M
7.677	Response = 16094496	

Reviewer: hassl, 24-Sep-2019 06:33:00

Audit Action: Assigned New Baseline Audit Reason: Baseline Smoothing

FORM VII
PCBS CONTINUING CALIBRATION DATA

Lab Name: Eurofins TestAmerica, Canton Job No.: 240-124062-1

SDG No.:

Lab Sample ID: ICV 240-401912/40 Calibration Date: 09/24/2019 01:43

Instrument ID: A2HP12 Calib Start Date: 09/23/2019 12:57

GC Column: CLP-1 (0.53mm) ID: 0.53(mm) Calib End Date: 09/23/2019 14:44

Lab File ID: P12092340.D Conc. Units: ng/uL

ANALYTE	CURVE TYPE	AVE RRF	RRF	MIN RRF	CALC AMOUNT	SPIKE AMOUNT	%D	MAX %D
PCB-1262 Peak 1	Ave	0.0500	0.0524		0.524	0.500	4.9	
PCB-1262 Peak 2	Ave	0.0636	0.0671		0.528	0.500	5.6	
PCB-1262 Peak 3	Ave	0.0596	0.0633		0.531	0.500	6.2	
PCB-1262 Peak 4	Ave	0.1294	0.1376		0.532	0.500	6.3	
PCB-1262 Peak 5	Ave	0.0522	0.0541		0.518	0.500	3.6	

FORM VII
PCBS CONTINUING CALIBRATION RETENTION TIME SUMMARY

Lab Name: Eurofins TestAmerica, Canton Job No.: 240-124062-1

SDG No.:

Lab Sample ID: ICV 240-401912/40 Calibration Date: 09/24/2019 01:43

Instrument ID: A2HP12 Calib Start Date: 09/23/2019 12:57

GC Column: CLP-1 (0.53mm) ID: 0.53(mm) Calib End Date: 09/23/2019 14:44

Lab File ID: P12092340.D

Analyte	RT	RT WINDOW	
		FROM	TO
PCB-1262 Peak 1	8.81	8.79	8.83
PCB-1262 Peak 2	9.28	9.26	9.30
PCB-1262 Peak 3	9.56	9.55	9.58
PCB-1262 Peak 4	9.93	9.91	9.95
PCB-1262 Peak 5	10.30	10.29	10.32

Eurofins TestAmerica, Canton
Target Compound Quantitation Report

Data File: \\chromna\Canton\ChromData\A2HP12\20190923-91295.b\P12092340.D
Lims ID: icv 1262
Client ID:
Sample Type: ICV
Inject. Date: 24-Sep-2019 01:43:55 ALS Bottle#: 40 Worklist Smp#: 40
Injection Vol: 1.0 ul Dil. Factor: 1.0000
Sample Info: 240-0091295-040
Operator ID: Instrument ID: A2HP12
Sublist:

Method: \\chromna\Canton\ChromData\A2HP12\20190923-91295.b\PCB12IS.m
Limit Group: GC 8082A IS
Last Update: 25-Sep-2019 07:34:38 Calib Date: 23-Sep-2019 23:14:55
Integrator: Falcon
Quant Method: Internal Standard Quant By: Initial Calibration
Last ICal File: \\chromna\Canton\ChromData\A2HP12\20190923-91295.b\P12092333.D

Column 1 : Det: GC ECD1A
Column 2 : Det: GC ecd2b
Process Host: CTX0326

First Level Reviewer: grantk Date: 25-Sep-2019 07:30:31

Col	RT (min.)	Exp RT (min.)	Dlt RT (min.)	Response	Cal Amt ng/ul	OnCol Amt ng/ul	Flags
* 14 1-Bromo-2-nitrobenzene							
1	2.822	2.823	-0.002	70813124	0.0500	0.0500	
2	3.344	3.344	0.000	93082616	0.0500	0.0500	
9 PCB-1262							
1	8.812	8.813	-0.001	37107191	0.5000	0.5243	
1	9.280	9.283	-0.003	47541185	0.5000	0.5278	
1	9.564	9.565	-0.001	44802630	0.5000	0.5309	
1	9.932	9.933	-0.001	97445152	0.5000	0.5317	
1	10.303	10.304	-0.001	38273917	0.5000	0.5182	
		Average of Peak Amounts =				0.5266	
2	9.781	9.784	-0.003	42205676	0.5000	0.5276	
2	10.308	10.312	-0.004	61535760	0.5000	0.5307	
2	10.650	10.654	-0.004	54416682	0.5000	0.5193	
2	10.933	10.938	-0.005	122090249	0.5000	0.5355	
2	11.310	11.313	-0.003	87542946	0.5000	0.5349	
		Average of Peak Amounts =				0.5296	
						RPD = 0.57	

Reagents:

SG1262ICV@.5_00003 Amount Added: 1.00 Units: mL

Report Date: 25-Sep-2019 07:35:13 Chrom Revision: 2.3 17-Sep-2019 16:19:08

Eurofins TestAmerica, Canton

Data File: \\chromna\Canton\ChromData\A2HP12\20190923-91295.b\P12092340.D

Injection Date:	24-Sep-2019 01:43:55	Instrument ID:	A2HP12	Operator ID:	
Lims ID:	icv 1262			Worklist Smp#:	40
Client ID:					
Injection Vol:	1.0 ul	Dil. Factor:	1.0000	ALS Bottle#:	40
Method:	PCB12IS	Limit Group:	GC 8082A IS		

Y Scaling: Method Defined: Set to Absolute Y Value

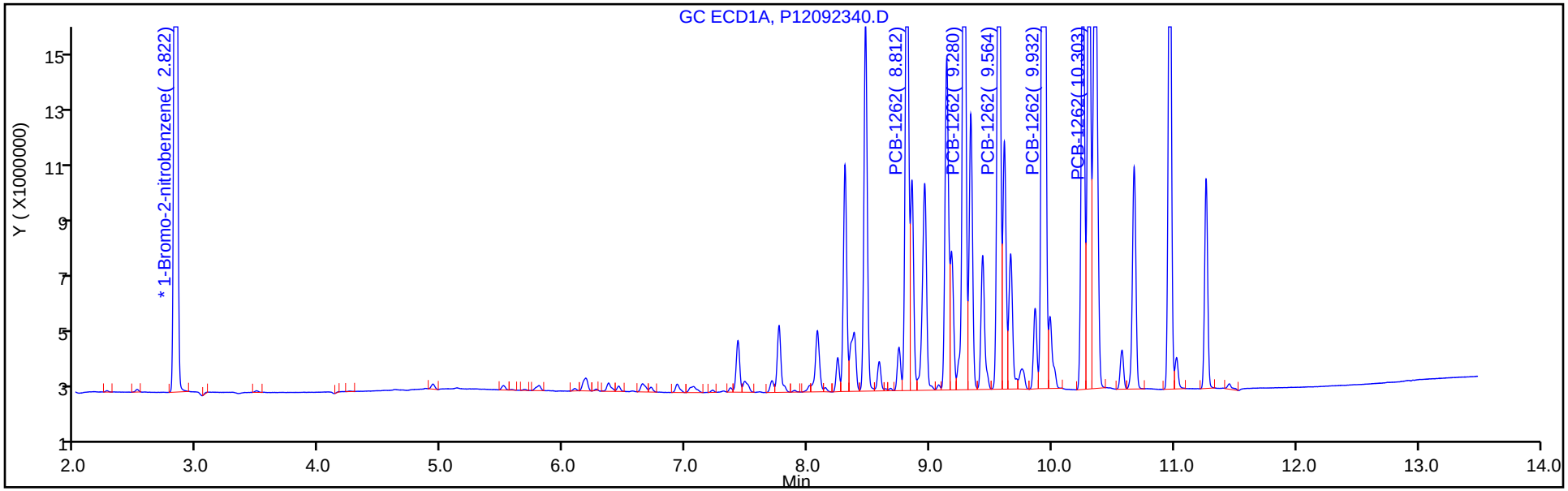

Y Scaling: Method Defined: Set to Absolute Y Value

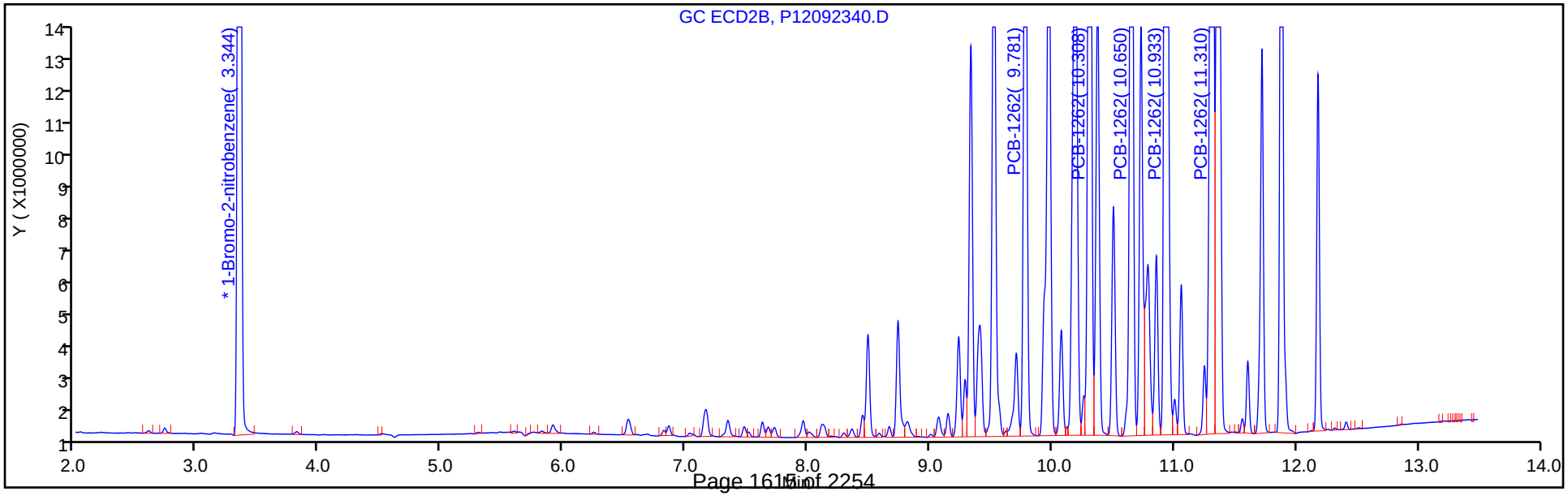

FORM VII
PCBS CONTINUING CALIBRATION DATA

Lab Name: Eurofins TestAmerica, Canton Job No.: 240-124062-1

SDG No.:

Lab Sample ID: ICV 240-401912/40 Calibration Date: 09/24/2019 01:43

Instrument ID: A2HP12 Calib Start Date: 09/23/2019 12:57

GC Column: CLP-2 (0.53mm) ID: 0.53(mm) Calib End Date: 09/23/2019 14:44

Lab File ID: P12092340.D Conc. Units: ng/uL

ANALYTE	CURVE TYPE	AVE RRF	RRF	MIN RRF	CALC AMOUNT	SPIKE AMOUNT	%D	MAX %D
PCB-1262 Peak 1	Ave	0.0430	0.0453		0.528	0.500	5.5	
PCB-1262 Peak 2	Ave	0.0623	0.0661		0.531	0.500	6.1	
PCB-1262 Peak 3	Ave	0.0563	0.0585		0.519	0.500	3.9	
PCB-1262 Peak 4	Ave	0.1225	0.1312		0.536	0.500	7.1	
PCB-1262 Peak 5	Ave	0.0879	0.0941		0.535	0.500	7.0	

FORM VII
PCBS CONTINUING CALIBRATION RETENTION TIME SUMMARY

Lab Name: Eurofins TestAmerica, Canton Job No.: 240-124062-1

SDG No.:

Lab Sample ID: ICV 240-401912/40 Calibration Date: 09/24/2019 01:43

Instrument ID: A2HP12 Calib Start Date: 09/23/2019 12:57

GC Column: CLP-2 (0.53mm) ID: 0.53(mm) Calib End Date: 09/23/2019 14:44

Lab File ID: P12092340.D

Analyte	RT	RT WINDOW	
		FROM	TO
PCB-1262 Peak 1	9.78	9.77	9.80
PCB-1262 Peak 2	10.31	10.29	10.33
PCB-1262 Peak 3	10.65	10.64	10.67
PCB-1262 Peak 4	10.93	10.92	10.96
PCB-1262 Peak 5	11.31	11.29	11.33

Eurofins TestAmerica, Canton
Target Compound Quantitation Report

Data File: \\chromna\Canton\ChromData\A2HP12\20190923-91295.b\P12092340.D
Lims ID: icv 1262
Client ID:
Sample Type: ICV
Inject. Date: 24-Sep-2019 01:43:55 ALS Bottle#: 40 Worklist Smp#: 40
Injection Vol: 1.0 ul Dil. Factor: 1.0000
Sample Info: 240-0091295-040
Operator ID: Instrument ID: A2HP12
Sublist:

Method: \\chromna\Canton\ChromData\A2HP12\20190923-91295.b\PCB12IS.m
Limit Group: GC 8082A IS
Last Update: 25-Sep-2019 07:34:38 Calib Date: 23-Sep-2019 23:14:55
Integrator: Falcon
Quant Method: Internal Standard Quant By: Initial Calibration
Last ICal File: \\chromna\Canton\ChromData\A2HP12\20190923-91295.b\P12092333.D

Column 1 : Det: GC ECD1A
Column 2 : Det: GC ecd2b
Process Host: CTX0326

First Level Reviewer: grantk Date: 25-Sep-2019 07:30:31

Col	RT (min.)	Exp RT (min.)	Dlt RT (min.)	Response	Cal Amt ng/ul	OnCol Amt ng/ul	Flags
* 14 1-Bromo-2-nitrobenzene							
1	2.822	2.823	-0.002	70813124	0.0500	0.0500	
2	3.344	3.344	0.000	93082616	0.0500	0.0500	
9 PCB-1262							
1	8.812	8.813	-0.001	37107191	0.5000	0.5243	
1	9.280	9.283	-0.003	47541185	0.5000	0.5278	
1	9.564	9.565	-0.001	44802630	0.5000	0.5309	
1	9.932	9.933	-0.001	97445152	0.5000	0.5317	
1	10.303	10.304	-0.001	38273917	0.5000	0.5182	
		Average of Peak Amounts =				0.5266	
2	9.781	9.784	-0.003	42205676	0.5000	0.5276	
2	10.308	10.312	-0.004	61535760	0.5000	0.5307	
2	10.650	10.654	-0.004	54416682	0.5000	0.5193	
2	10.933	10.938	-0.005	122090249	0.5000	0.5355	
2	11.310	11.313	-0.003	87542946	0.5000	0.5349	
		Average of Peak Amounts =				0.5296	
						RPD = 0.57	

Reagents:

SG1262ICV@.5_00003 Amount Added: 1.00 Units: mL

Report Date: 25-Sep-2019 07:35:14 Chrom Revision: 2.3 17-Sep-2019 16:19:08

Eurofins TestAmerica, Canton

Data File: \\chromna\Canton\ChromData\A2HP12\20190923-91295.b\P12092340.D

Injection Date:	24-Sep-2019 01:43:55	Instrument ID:	A2HP12	Operator ID:	
Lims ID:	icv 1262			Worklist Smp#:	40
Client ID:					
Injection Vol:	1.0 ul	Dil. Factor:	1.0000	ALS Bottle#:	40
Method:	PCB12IS	Limit Group:	GC 8082A IS		

Y Scaling: Method Defined: Set to Absolute Y Value

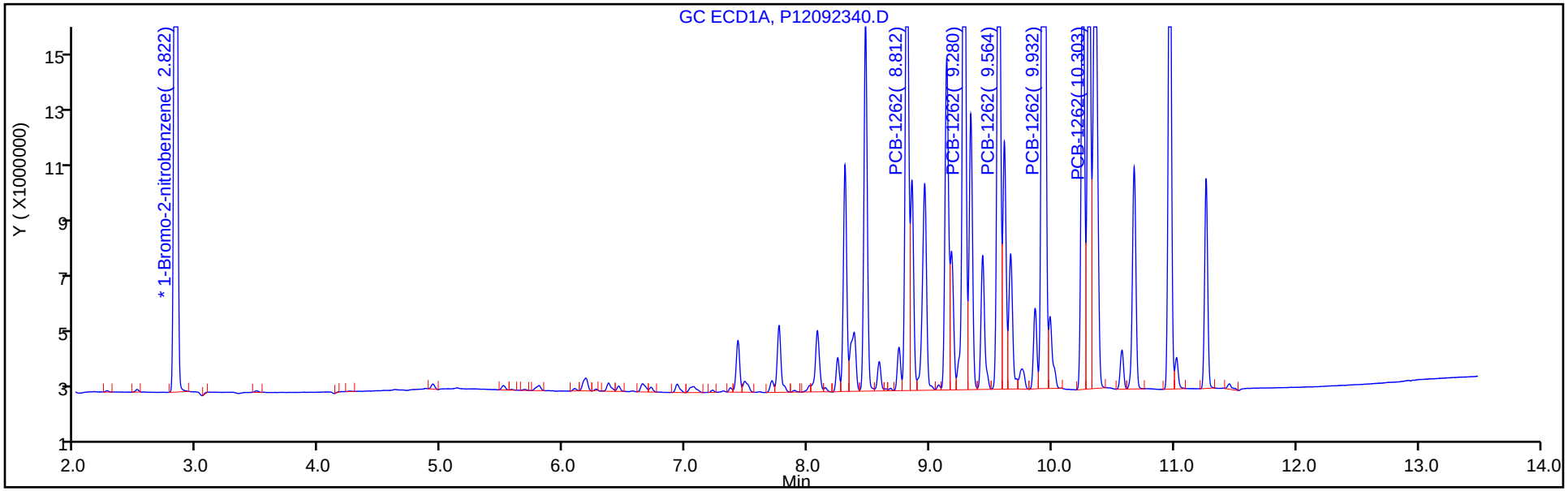

Y Scaling: Method Defined: Set to Absolute Y Value

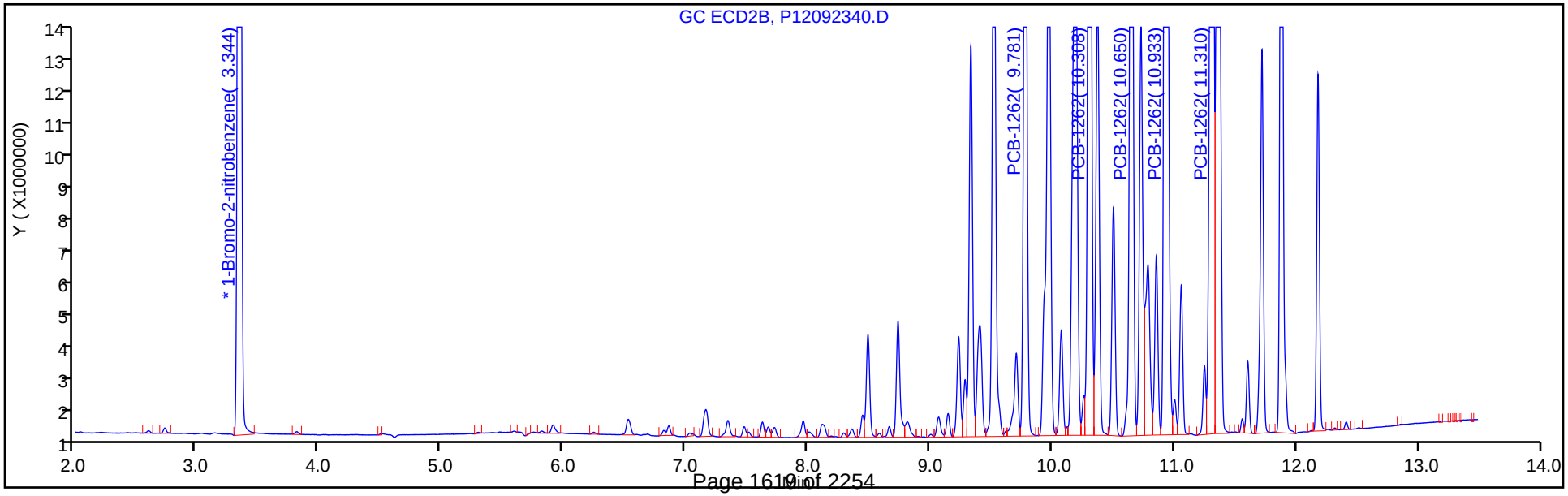

FORM VII
PCBS CONTINUING CALIBRATION DATA

Lab Name: Eurofins TestAmerica, Canton Job No.: 240-124062-1

SDG No.:

Lab Sample ID: ICV 240-401912/41 Calibration Date: 09/24/2019 02:05

Instrument ID: A2HP12 Calib Start Date: 09/23/2019 15:05

GC Column: CLP-1 (0.53mm) ID: 0.53(mm) Calib End Date: 09/23/2019 16:52

Lab File ID: P12092341.D Conc. Units: ng/uL

ANALYTE	CURVE TYPE	AVE RRF	RRF	MIN RRF	CALC AMOUNT	SPIKE AMOUNT	%D	MAX %D
PCB-1268 Peak 1	Ave	0.1455	0.1804		0.620	0.500	24.0	
PCB-1268 Peak 2	Ave	0.1426	0.1974		0.692	0.500	38.4	
PCB-1268 Peak 3	Ave	0.1228	0.1344		0.547	0.500	9.5	
PCB-1268 Peak 4	Ave	0.0533	0.0639		0.599	0.500	19.9	
PCB-1268 Peak 5	Ave	0.4064	0.4236		0.521	0.500	4.2	

FORM VII
PCBS CONTINUING CALIBRATION RETENTION TIME SUMMARY

Lab Name: Eurofins TestAmerica, Canton Job No.: 240-124062-1

SDG No.:

Lab Sample ID: ICV 240-401912/41 Calibration Date: 09/24/2019 02:05

Instrument ID: A2HP12 Calib Start Date: 09/23/2019 15:05

GC Column: CLP-1 (0.53mm) ID: 0.53(mm) Calib End Date: 09/23/2019 16:52

Lab File ID: P12092341.D

Analyte	RT	RT WINDOW	
		FROM	TO
PCB-1268 Peak 1	10.30	10.29	10.32
PCB-1268 Peak 2	10.35	10.33	10.37
PCB-1268 Peak 3	10.57	10.55	10.59
PCB-1268 Peak 4	10.97	10.95	10.99
PCB-1268 Peak 5	11.26	11.24	11.28

Eurofins TestAmerica, Canton
Target Compound Quantitation Report

Data File: \\chromna\Canton\ChromData\A2HP12\20190923-91295.b\P12092341.D
Lims ID: icv 1268
Client ID:
Sample Type: ICV
Inject. Date: 24-Sep-2019 02:05:07 ALS Bottle#: 41 Worklist Smp#: 41
Injection Vol: 1.0 ul Dil. Factor: 1.0000
Sample Info: 240-0091295-041
Operator ID: Instrument ID: A2HP12
Sublist:

Method: \\chromna\Canton\ChromData\A2HP12\20190923-91295.b\PCB12IS.m
Limit Group: GC 8082A IS
Last Update: 25-Sep-2019 07:34:38 Calib Date: 23-Sep-2019 23:14:55
Integrator: Falcon
Quant Method: Internal Standard Quant By: Initial Calibration
Last ICal File: \\chromna\Canton\ChromData\A2HP12\20190923-91295.b\P12092333.D

Column 1 : Det: GC ECD1A
Column 2 : Det: GC ecd2b
Process Host: CTX0326

First Level Reviewer: hassl Date: 24-Sep-2019 06:34:22

Col	RT (min.)	Exp RT (min.)	Dlt RT (min.)	Response	Cal Amt ng/ul	OnCol Amt ng/ul	Flags
* 14 1-Bromo-2-nitrobenzene							
1	2.823	2.823	0.000	70453208	0.0500	0.0500	
2	3.345	3.344	0.001	91359947	0.0500	0.0500	
11 PCB-1268							
1	10.304	10.304	0.000	127077744	0.5000	0.6199	
1	10.349	10.349	0.000	139074856	0.5000	0.6921	
1	10.573	10.573	0.000	94690867	0.5000	0.5473	
1	10.965	10.966	-0.001	44997247	0.5000	0.5994	
1	11.262	11.263	-0.001	298457707	0.5000	0.5211	
		Average of Peak Amounts =				0.5960	
2	11.308	11.309	-0.001	160286270	0.5000	0.6355	
2	11.354	11.355	-0.001	176871320	0.5000	0.7060	
2	11.604	11.606	-0.002	121026355	0.5000	0.5645	
2	11.878	11.882	-0.004	57904483	0.5000	0.6387	
2	12.179	12.182	-0.003	362272718	0.5000	0.5341	
		Average of Peak Amounts =				0.6158	
						RPD = 3.27	

Reagents:

SG1268ICV@0.5_00003 Amount Added: 1.00 Units: mL

Report Date: 25-Sep-2019 07:35:18 Chrom Revision: 2.3 17-Sep-2019 16:19:08

Eurofins TestAmerica, Canton

Data File: \\chromna\Canton\ChromData\A2HP12\20190923-91295.b\P12092341.D

Injection Date:	24-Sep-2019 02:05:07	Instrument ID:	A2HP12	Operator ID:	
Lims ID:	icv 1268			Worklist Smp#:	41
Client ID:					
Injection Vol:	1.0 ul	Dil. Factor:	1.0000	ALS Bottle#:	41
Method:	PCB12IS	Limit Group:	GC 8082A IS		

Y Scaling: Method Defined: Set to Absolute Y Value

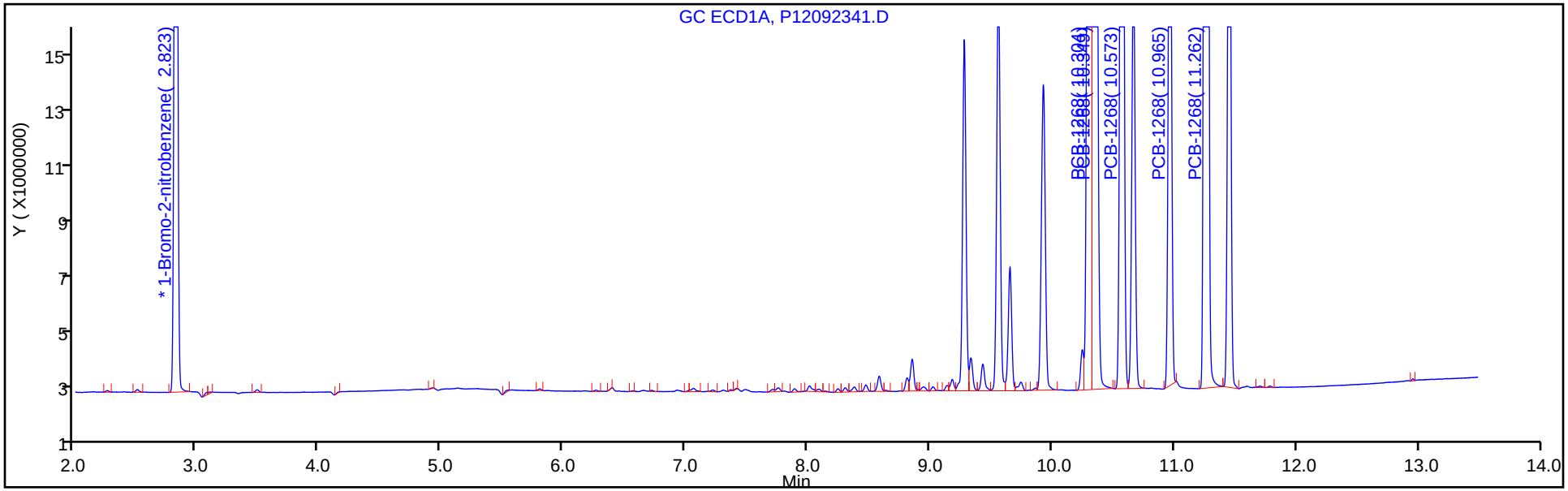

Y Scaling: Method Defined: Set to Absolute Y Value

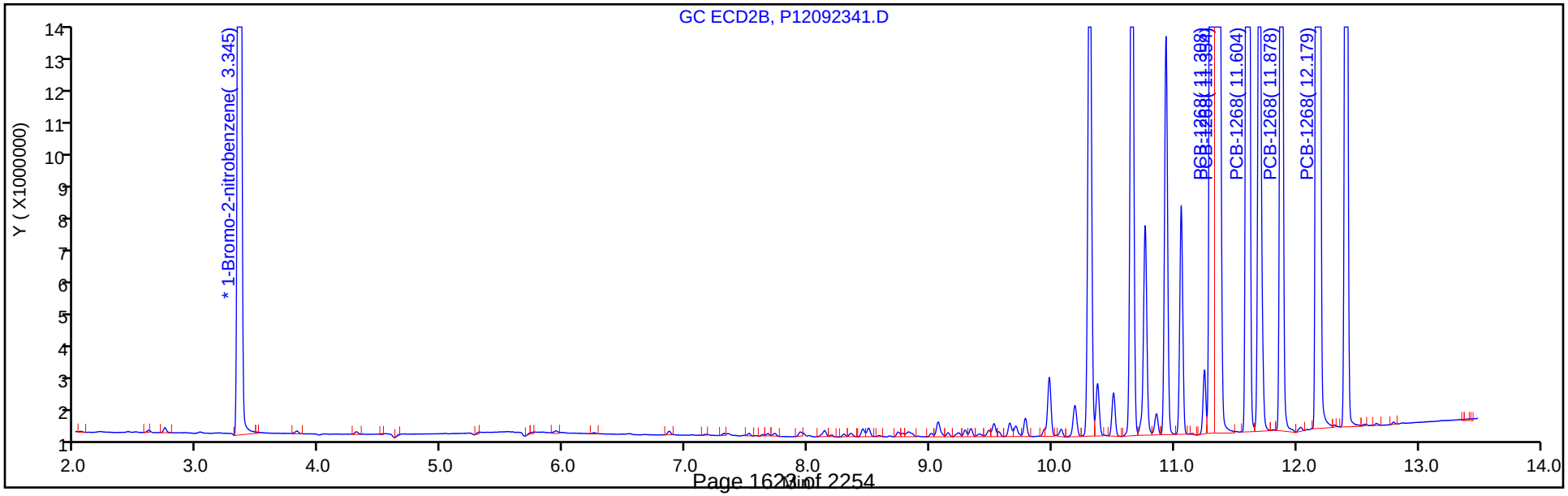

FORM VII
PCBS CONTINUING CALIBRATION DATA

Lab Name: Eurofins TestAmerica, Canton Job No.: 240-124062-1

SDG No.:

Lab Sample ID: ICV 240-401912/41 Calibration Date: 09/24/2019 02:05

Instrument ID: A2HP12 Calib Start Date: 09/23/2019 15:05

GC Column: CLP-2 (0.53mm) ID: 0.53(mm) Calib End Date: 09/23/2019 16:52

Lab File ID: P12092341.D Conc. Units: ng/uL

ANALYTE	CURVE TYPE	AVE RRF	RRF	MIN RRF	CALC AMOUNT	SPIKE AMOUNT	%D	MAX %D
PCB-1268 Peak 1	Ave	0.1380	0.1754		0.636	0.500	27.1	
PCB-1268 Peak 2	Ave	0.1371	0.1936		0.706	0.500	41.2	
PCB-1268 Peak 3	Ave	0.1173	0.1325		0.565	0.500	12.9	
PCB-1268 Peak 4	Ave	0.0496	0.0634		0.639	0.500	27.7	
PCB-1268 Peak 5	Ave	0.3712	0.3965		0.534	0.500	6.8	

FORM VII
PCBS CONTINUING CALIBRATION RETENTION TIME SUMMARY

Lab Name: Eurofins TestAmerica, Canton Job No.: 240-124062-1

SDG No.:

Lab Sample ID: ICV 240-401912/41 Calibration Date: 09/24/2019 02:05

Instrument ID: A2HP12 Calib Start Date: 09/23/2019 15:05

GC Column: CLP-2 (0.53mm) ID: 0.53(mm) Calib End Date: 09/23/2019 16:52

Lab File ID: P12092341.D

Analyte	RT	RT WINDOW	
		FROM	TO
PCB-1268 Peak 1	11.31	11.29	11.33
PCB-1268 Peak 2	11.35	11.34	11.37
PCB-1268 Peak 3	11.60	11.59	11.63
PCB-1268 Peak 4	11.88	11.86	11.90
PCB-1268 Peak 5	12.18	12.16	12.20

Eurofins TestAmerica, Canton
Target Compound Quantitation Report

Data File: \\chromna\Canton\ChromData\A2HP12\20190923-91295.b\P12092341.D
Lims ID: icv 1268
Client ID:
Sample Type: ICV
Inject. Date: 24-Sep-2019 02:05:07 ALS Bottle#: 41 Worklist Smp#: 41
Injection Vol: 1.0 ul Dil. Factor: 1.0000
Sample Info: 240-0091295-041
Operator ID: Instrument ID: A2HP12
Sublist:

Method: \\chromna\Canton\ChromData\A2HP12\20190923-91295.b\PCB12IS.m
Limit Group: GC 8082A IS
Last Update: 25-Sep-2019 07:34:38 Calib Date: 23-Sep-2019 23:14:55
Integrator: Falcon
Quant Method: Internal Standard Quant By: Initial Calibration
Last ICal File: \\chromna\Canton\ChromData\A2HP12\20190923-91295.b\P12092333.D

Column 1 : Det: GC ECD1A
Column 2 : Det: GC ecd2b
Process Host: CTX0326

First Level Reviewer: hassl Date: 24-Sep-2019 06:34:22

Col	RT (min.)	Exp RT (min.)	Dlt RT (min.)	Response	Cal Amt ng/ul	OnCol Amt ng/ul	Flags
* 14 1-Bromo-2-nitrobenzene							
1	2.823	2.823	0.000	70453208	0.0500	0.0500	
2	3.345	3.344	0.001	91359947	0.0500	0.0500	
11 PCB-1268							
1	10.304	10.304	0.000	127077744	0.5000	0.6199	
1	10.349	10.349	0.000	139074856	0.5000	0.6921	
1	10.573	10.573	0.000	94690867	0.5000	0.5473	
1	10.965	10.966	-0.001	44997247	0.5000	0.5994	
1	11.262	11.263	-0.001	298457707	0.5000	0.5211	
		Average of Peak Amounts =				0.5960	
2	11.308	11.309	-0.001	160286270	0.5000	0.6355	
2	11.354	11.355	-0.001	176871320	0.5000	0.7060	
2	11.604	11.606	-0.002	121026355	0.5000	0.5645	
2	11.878	11.882	-0.004	57904483	0.5000	0.6387	
2	12.179	12.182	-0.003	362272718	0.5000	0.5341	
		Average of Peak Amounts =				0.6158	
						RPD = 3.27	

Reagents:

SG1268ICV@0.5_00003 Amount Added: 1.00 Units: mL

Report Date: 25-Sep-2019 07:35:19 Chrom Revision: 2.3 17-Sep-2019 16:19:08

Eurofins TestAmerica, Canton

Data File: \\chromna\Canton\ChromData\A2HP12\20190923-91295.b\P12092341.D

Injection Date:	24-Sep-2019 02:05:07	Instrument ID:	A2HP12	Operator ID:	
Lims ID:	icv 1268			Worklist Smp#:	41
Client ID:					
Injection Vol:	1.0 ul	Dil. Factor:	1.0000	ALS Bottle#:	41
Method:	PCB12IS	Limit Group:	GC 8082A IS		

Y Scaling: Method Defined: Set to Absolute Y Value

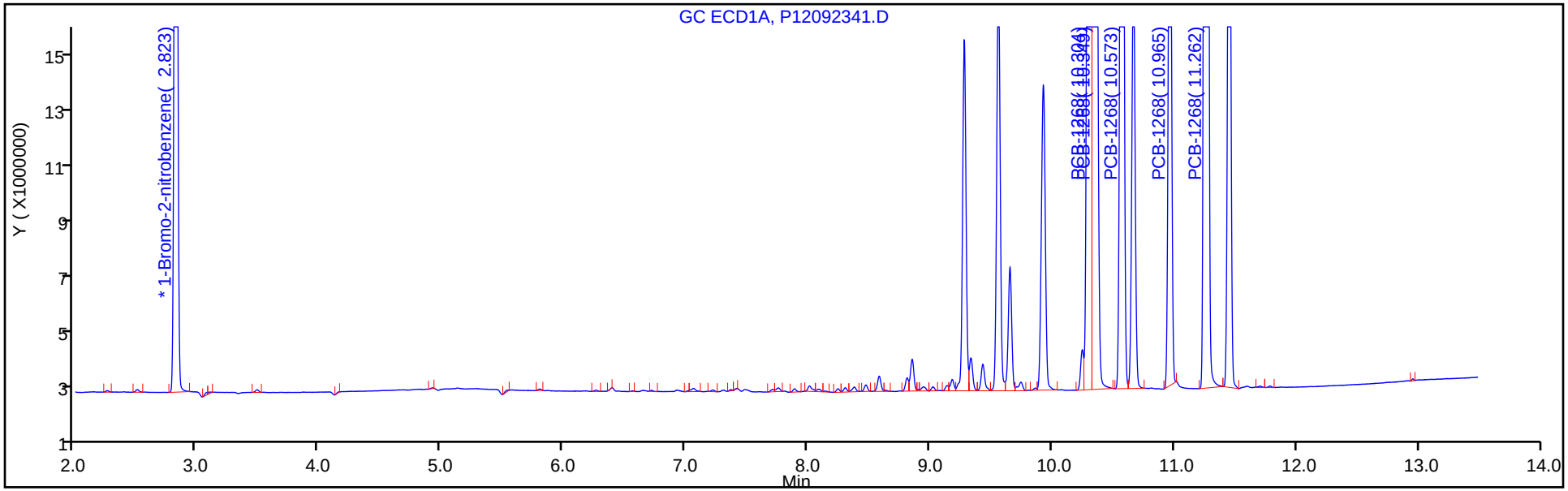

Y Scaling: Method Defined: Set to Absolute Y Value

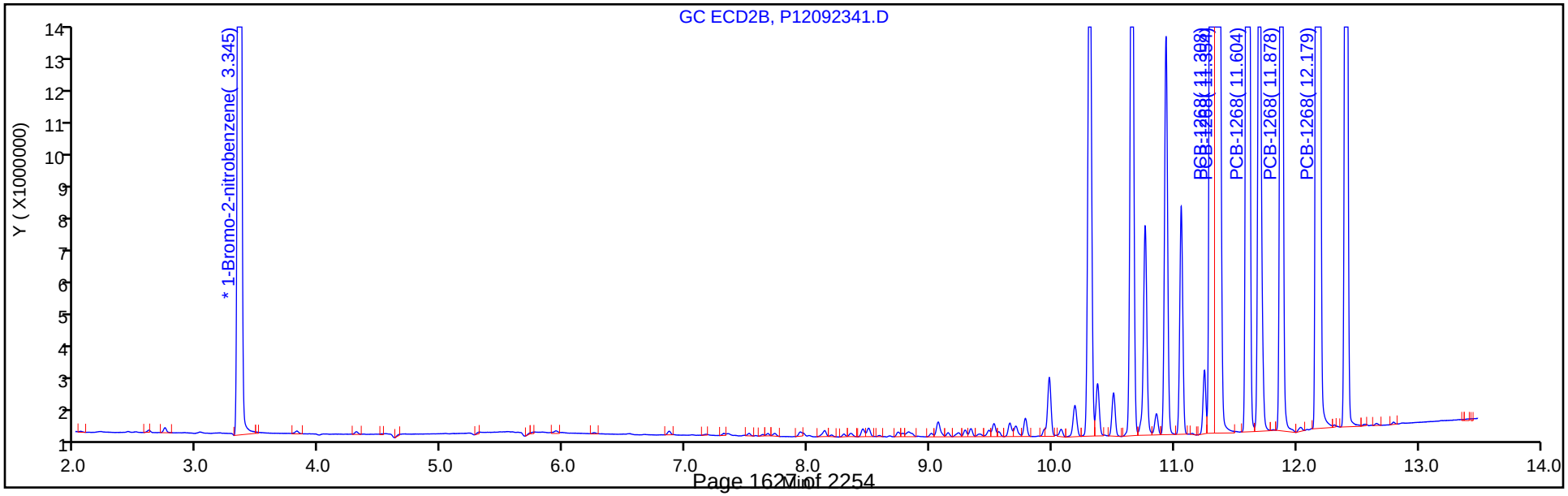

FORM VII
PCBS CONTINUING CALIBRATION DATA

Lab Name: Eurofins TestAmerica, Canton Job No.: 240-124062-1

SDG No.:

Lab Sample ID: CCV 240-417350/3 Calibration Date: 12/27/2019 07:49

Instrument ID: A2HP12 Calib Start Date: 09/23/2019 21:28

GC Column: CLP-1 (0.53mm) ID: 0.53(mm) Calib End Date: 09/23/2019 23:14

Lab File ID: P12122703.D Conc. Units: ng/uL

ANALYTE	CURVE TYPE	AVE RRF	RRF	MIN RRF	CALC AMOUNT	SPIKE AMOUNT	%D	MAX %D
PCB-1016 Peak 1	Ave	0.0154	0.0155		0.503	0.500	0.5	
PCB-1016 Peak 2	Ave	0.0255	0.0280		0.550	0.500	9.9	
PCB-1016 Peak 3	Ave	0.0690	0.0645		0.468	0.500	-6.4	
PCB-1016 Peak 4	Ave	0.0293	0.0276		0.472	0.500	-5.6	
PCB-1016 Peak 5	Ave	0.0116	0.0120		0.515	0.500	3.1	
PCB-1260 Peak 1	Ave	0.0391	0.0368		0.472	0.500	-5.7	
PCB-1260 Peak 2	Ave	0.0633	0.0687		0.543	0.500	8.5	
PCB-1260 Peak 3	Ave	0.0720	0.0674		0.468	0.500	-6.4	
PCB-1260 Peak 4	Ave	0.1024	0.1052		0.513	0.500	2.7	
PCB-1260 Peak 5	Ave	0.0523	0.0475		0.454	0.500	-9.2	
Tetrachloro-m-xylene	Lin1		0.9325		0.0252	0.0250	0.8	
DCB Decachlorobiphenyl	Lin1		0.9338		0.0251	0.0250	0.4	

FORM VII
PCBS CONTINUING CALIBRATION RETENTION TIME SUMMARY

Lab Name: Eurofins TestAmerica, Canton Job No.: 240-124062-1

SDG No.:

Lab Sample ID: CCV 240-417350/3 Calibration Date: 12/27/2019 07:49

Instrument ID: A2HP12 Calib Start Date: 09/23/2019 21:28

GC Column: CLP-1 (0.53mm) ID: 0.53(mm) Calib End Date: 09/23/2019 23:14

Lab File ID: P12122703.D

Analyte	RT	RT WINDOW	
		FROM	TO
PCB-1016 Peak 1	4.84	4.82	4.86
PCB-1016 Peak 2	5.42	5.40	5.43
PCB-1016 Peak 3	6.10	6.08	6.11
PCB-1016 Peak 4	6.28	6.26	6.30
PCB-1016 Peak 5	6.62	6.61	6.64
PCB-1260 Peak 1	8.39	8.37	8.40
PCB-1260 Peak 2	8.72	8.70	8.74
PCB-1260 Peak 3	9.05	9.03	9.07
PCB-1260 Peak 4	9.84	9.82	9.86
PCB-1260 Peak 5	10.16	10.14	10.18
Tetrachloro-m-xylene	4.15	4.13	4.17
DCB Decachlorobiphenyl	11.37	11.35	11.38

Eurofins TestAmerica, Canton
Target Compound Quantitation Report

Data File: \\chromna\Canton\ChromData\A2HP12\20191227-94573.b\P12122703.D
Lims ID: CCV AR1660
Client ID:
Sample Type: CCVIS
Inject. Date: 27-Dec-2019 07:49:11 ALS Bottle#: 3 Worklist Smp#: 3
Injection Vol: 1.0 uL Dil. Factor: 1.0000
Sample Info: 240-0094573-003
Operator ID: Instrument ID: A2HP12
Sublist: chrom-PCB12IS*sub6

Method: \\chromna\Canton\ChromData\A2HP12\20191227-94573.b\PCB12IS.m
Limit Group: GC 8082A IS
Last Update: 28-Dec-2019 07:49:29 Calib Date: 23-Sep-2019 23:14:55
Integrator: Falcon
Quant Method: Internal Standard Quant By: Initial Calibration
Last ICal File: \\chromna\Canton\ChromData\A2HP12\20190923-91295.b\P12092333.D

Column 1 : Det: GC ECD1A
Column 2 : Det: GC ecd2b
Process Host: CTX0321

First Level Reviewer: coastc Date: 27-Dec-2019 08:21:10

Col	RT (min.)	Exp RT (min.)	Dlt RT (min.)	Response	Cal Amt ng/ul	OnCol Amt ng/ul	Flags
* 14 1-Bromo-2-nitrobenzene							
1	2.747	2.747	0.000	76054442	0.0500	0.0500	
2	3.258	3.258	0.000	88061337	0.0500	0.0500	
$ 2 Tetrachloro-m-xylene							
1	4.146	4.146	0.000	35458392	0.0250	0.0252	
2	4.941	4.941	0.000	43986108	0.0250	0.0251	
						RPD = 0.25	
6 PCB-1016							
1	4.843	4.843	0.000	11785860	0.5000	0.5026	
1	5.415	5.415	0.000	21275430	0.5000	0.5495	
1	6.095	6.095	0.000	49082432	0.5000	0.4678	
1	6.280	6.280	0.000	21022595	0.5000	0.4721	
1	6.624	6.624	0.000	9114492	0.5000	0.5153	
		Average of Peak Amounts =				0.5014	
2	5.814	5.814	0.000	14013260	0.5000	0.4732	
2	6.430	6.430	0.000	28054671	0.5000	0.4718	
2	7.064	7.064	0.000	62563577	0.5000	0.4773	
2	7.245	7.245	0.000	25185840	0.5000	0.4764	
2	7.576	7.576	0.000	14298589	0.5000	0.4724	
		Average of Peak Amounts =				0.4742	
						RPD = 5.58	

Col	RT (min.)	Exp RT (min.)	Dlt RT (min.)	Response	Cal Amt ng/ul	OnCol Amt ng/ul	Flags
10 PCB-1260							
1	8.385	8.385	0.000	28021532	0.5000	0.4716	
1	8.722	8.722	0.000	52242827	0.5000	0.5427	
1	9.049	9.049	0.000	51224376	0.5000	0.4680	
1	9.840	9.840	0.000	79972449	0.5000	0.5133	
1	10.161	10.161	0.000	36154802	0.5000	0.4542	
		Average of Peak Amounts =				0.4899	
2	9.415	9.415	0.000	35919913	0.5000	0.4554	
2	9.672	9.672	0.000	45271658	0.5000	0.5214	
2	10.082	10.082	0.000	64897924	0.5000	0.5240	
2	10.826	10.826	0.000	97339647	0.5000	0.5574	
2	11.204	11.204	0.000	67683076	0.5000	0.5474	
		Average of Peak Amounts =				0.5211	
						RPD = 6.17	
$ 12 DCB Decachlorobiphenyl							
1	11.365	11.365	0.000	35511523	0.0250	0.0251	
2	12.304	12.304	0.000	41203635	0.0250	0.0273	
						RPD = 8.45	
16 1260 Res 1							
1	10.161	10.161	0.000	36154802	NR	NR	
2	9.672	9.672	0.000	45271658	NR	NR	
13 1260 Res 2							
1	10.209	10.209	0.000	18456470	NR	NR	
2	10.195	10.195	0.000	37629100	NR	NR	
15 1260 Res 3							a
1	10.260	10.260	0.000	24477495	NR	NR	a
2	0.0	2.568	0.000	0	NR	NR	

QC Flag Legend

Processing Flags

NR - Missing Quant Standard

Review Flags

a - User Assigned ID

Reagents:

SG 1260 res_00002	Amount Added:	1.00	Units: mL
SG1660@0.5PPM_00093	Amount Added:	1.00	Units: mL

Report Date: 28-Dec-2019 07:49:29 Chrom Revision: 2.3 15-Dec-2019 06:20:02

Eurofins TestAmerica, Canton

Data File: \\chromna\Canton\ChromData\A2HP12\20191227-94573.b\P12122703.D

Injection Date:	27-Dec-2019 07:49:11	Instrument ID:	A2HP12	Operator ID:	
Lims ID:	CCV AR1660			Worklist Smp#:	3
Client ID:					
Injection Vol:	1.0 uL	Dil. Factor:	1.0000	ALS Bottle#:	3
Method:	PCB12IS	Limit Group:	GC 8082A IS		

Y Scaling: Method Defined: Set to Absolute Y Value

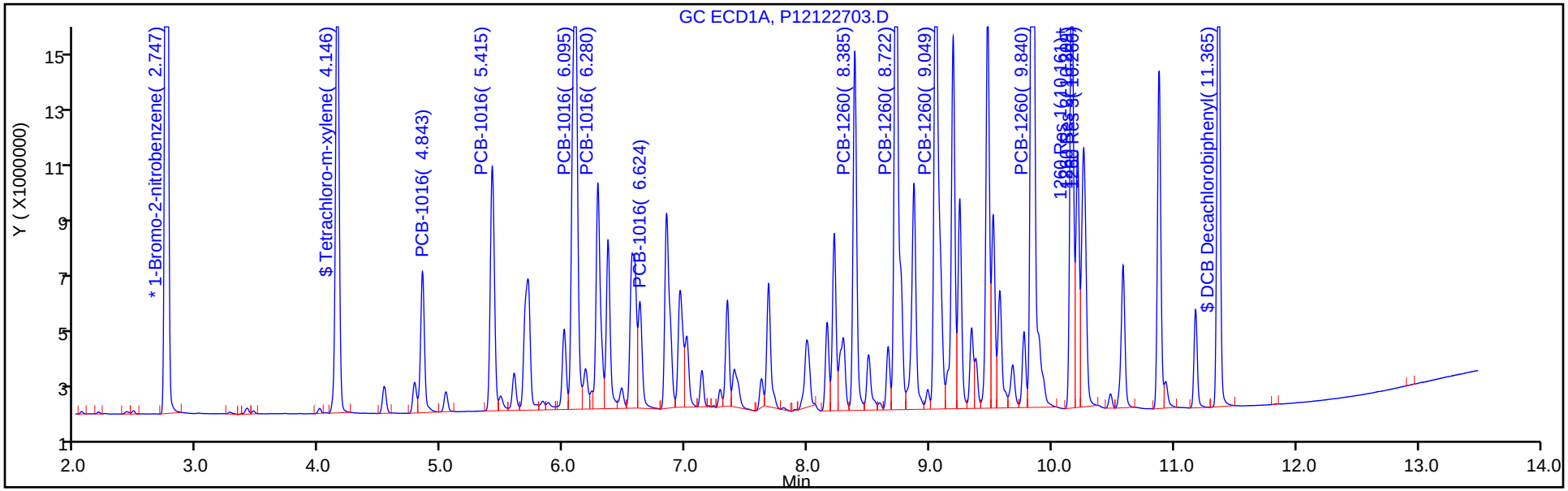

Y Scaling: Method Defined: Set to Absolute Y Value

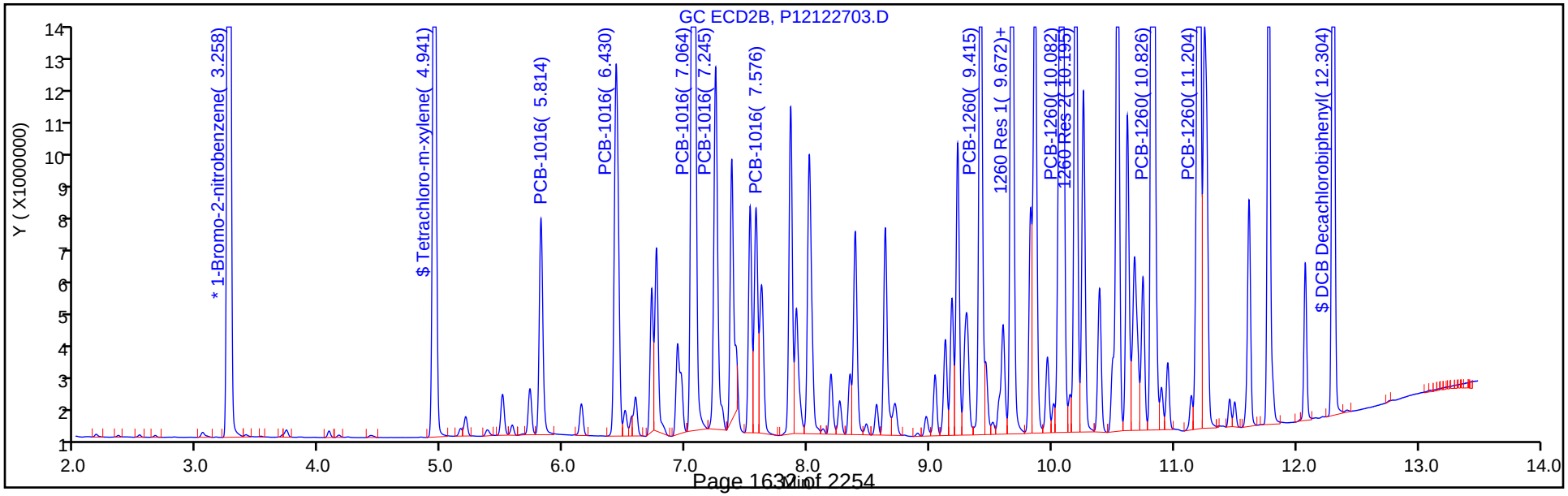

FORM VII
PCBS CONTINUING CALIBRATION DATA

Lab Name: Eurofins TestAmerica, Canton Job No.: 240-124062-1

SDG No.:

Lab Sample ID: CCV 240-417350/4 Calibration Date: 12/27/2019 08:10

Instrument ID: A2HP12 Calib Start Date: 09/23/2019 12:57

GC Column: CLP-1 (0.53mm) ID: 0.53(mm) Calib End Date: 09/23/2019 14:44

Lab File ID: P12122704.D Conc. Units: ng/uL

ANALYTE	CURVE TYPE	AVE RRF	RRF	MIN RRF	CALC AMOUNT	SPIKE AMOUNT	%D	MAX %D
PCB-1232 Peak 1	Ave	0.0193	0.0189		0.489	0.500	-2.2	
PCB-1232 Peak 2	Ave	0.0117	0.0133		0.569	0.500	13.8	
PCB-1232 Peak 3	Ave	0.0320	0.0293		0.457	0.500	-8.6	
PCB-1232 Peak 4	Ave	0.0134	0.0128		0.476	0.500	-4.7	
PCB-1232 Peak 5	Ave	0.0127	0.0120		0.471	0.500	-5.7	
PCB-1262 Peak 1	Ave	0.0500	0.0441		0.441	0.500	-11.8	
PCB-1262 Peak 2	Ave	0.0636	0.0586		0.460	0.500	-7.9	
PCB-1262 Peak 3	Ave	0.0596	0.0539		0.452	0.500	-9.6	
PCB-1262 Peak 4	Ave	0.1294	0.1238		0.478	0.500	-4.4	
PCB-1262 Peak 5	Ave	0.0522	0.0489		0.469	0.500	-6.2	

FORM VII
PCBS CONTINUING CALIBRATION RETENTION TIME SUMMARY

Lab Name: Eurofins TestAmerica, Canton Job No.: 240-124062-1

SDG No.:

Lab Sample ID: CCV 240-417350/4 Calibration Date: 12/27/2019 08:10

Instrument ID: A2HP12 Calib Start Date: 09/23/2019 12:57

GC Column: CLP-1 (0.53mm) ID: 0.53(mm) Calib End Date: 09/23/2019 14:44

Lab File ID: P12122704.D

Analyte	RT	RT WINDOW	
		FROM	TO
PCB-1232 Peak 1	4.84	4.82	4.86
PCB-1232 Peak 2	5.42	5.40	5.43
PCB-1232 Peak 3	6.10	6.08	6.12
PCB-1232 Peak 4	6.28	6.26	6.30
PCB-1232 Peak 5	6.84	6.83	6.86
PCB-1262 Peak 1	8.72	8.71	8.74
PCB-1262 Peak 2	9.19	9.17	9.21
PCB-1262 Peak 3	9.47	9.45	9.49
PCB-1262 Peak 4	9.84	9.82	9.86
PCB-1262 Peak 5	10.21	10.19	10.23

Eurofins TestAmerica, Canton
Target Compound Quantitation Report

Data File: \\chromna\Canton\ChromData\A2HP12\20191227-94573.b\P12122704.D
Lims ID: CCV AR1232/1262
Client ID:
Sample Type: CCV
Inject. Date: 27-Dec-2019 08:10:27 ALS Bottle#: 4 Worklist Smp#: 4
Injection Vol: 1.0 uL Dil. Factor: 1.0000
Sample Info: 240-0094573-004
Operator ID: Instrument ID: A2HP12
Sublist: chrom-PCB12IS*sub1

Method: \\chromna\Canton\ChromData\A2HP12\20191227-94573.b\PCB12IS.m
Limit Group: GC 8082A IS
Last Update: 28-Dec-2019 07:49:32 Calib Date: 23-Sep-2019 23:14:55
Integrator: Falcon
Quant Method: Internal Standard Quant By: Initial Calibration
Last ICal File: \\chromna\Canton\ChromData\A2HP12\20190923-91295.b\P12092333.D

Column 1 : Det: GC ECD1A
Column 2 : Det: GC ecd2b
Process Host: CTX0321

First Level Reviewer: coastc Date: 27-Dec-2019 09:00:59

Col	RT (min.)	Exp RT (min.)	Dlt RT (min.)	Response	Cal Amt ng/ul	OnCol Amt ng/ul	Flags
* 14 1-Bromo-2-nitrobenzene							
1	2.748	2.748	0.000	77076899	0.0500	0.0500	
2	3.258	3.258	0.000	89379789	0.0500	0.0500	
4 PCB-1232							
1	4.843	4.843	0.000	14544724	0.5000	0.4889	
1	5.415	5.415	0.000	10278971	0.5000	0.5689	
1	6.097	6.097	0.000	22568360	0.5000	0.4569	
1	6.282	6.282	0.000	9849642	0.5000	0.4764	
1	6.844	6.844	0.000	9224753	0.5000	0.4714	
		Average of Peak Amounts =				0.4925	
2	5.814	5.814	0.000	17941894	0.5000	0.4657	
2	6.430	6.430	0.000	14427620	0.5000	0.4645	
2	7.065	7.065	0.000	29712263	0.5000	0.4714	
2	7.245	7.245	0.000	12664016	0.5000	0.4828	
2	7.576	7.576	0.000	6212640	0.5000	0.4741	
		Average of Peak Amounts =				0.4717	
						RPD = 4.32	

Col	RT (min.)	Exp RT (min.)	Dlt RT (min.)	Response	Cal Amt ng/ul	OnCol Amt ng/ul	Flags
9 PCB-1262							M
1	8.724	8.724	0.000	33987658	0.5000	0.4412	M
1	9.191	9.191	0.000	45134433	0.5000	0.4604	M
1	9.473	9.473	0.000	41519261	0.5000	0.4520	M
1	9.839	9.839	0.000	95403665	0.5000	0.4782	M
1	10.210	10.210	0.000	37711294	0.5000	0.4691	M
		Average of Peak Amounts =				0.4602	
2	9.672	9.672	0.000	38449425	0.5000	0.5006	
2	10.194	10.194	0.000	58010857	0.5000	0.5210	
2	10.537	10.537	0.000	48409415	0.5000	0.4811	
2	10.824	10.824	0.000	117463566	0.5000	0.5366	
2	11.202	11.202	0.000	83943616	0.5000	0.5341	
		Average of Peak Amounts =				0.5147	
						RPD = 11.18	

QC Flag Legend

Review Flags

M - Manually Integrated

Reagents:

SG3262@0.5PPM_00039 Amount Added: 1.00 Units: mL

Report Date: 28-Dec-2019 07:49:33 Chrom Revision: 2.3 15-Dec-2019 06:20:02

Eurofins TestAmerica, Canton

Data File: \\chromna\Canton\ChromData\A2HP12\20191227-94573.b\P12122704.D

Injection Date:	27-Dec-2019 08:10:27	Instrument ID:	A2HP12	Operator ID:	
Lims ID:	CCV AR1232/1262			Worklist Smp#:	4
Client ID:					
Injection Vol:	1.0 uL	Dil. Factor:	1.0000	ALS Bottle#:	4
Method:	PCB12IS	Limit Group:	GC 8082A IS		

Y Scaling: Method Defined: Set to Absolute Y Value

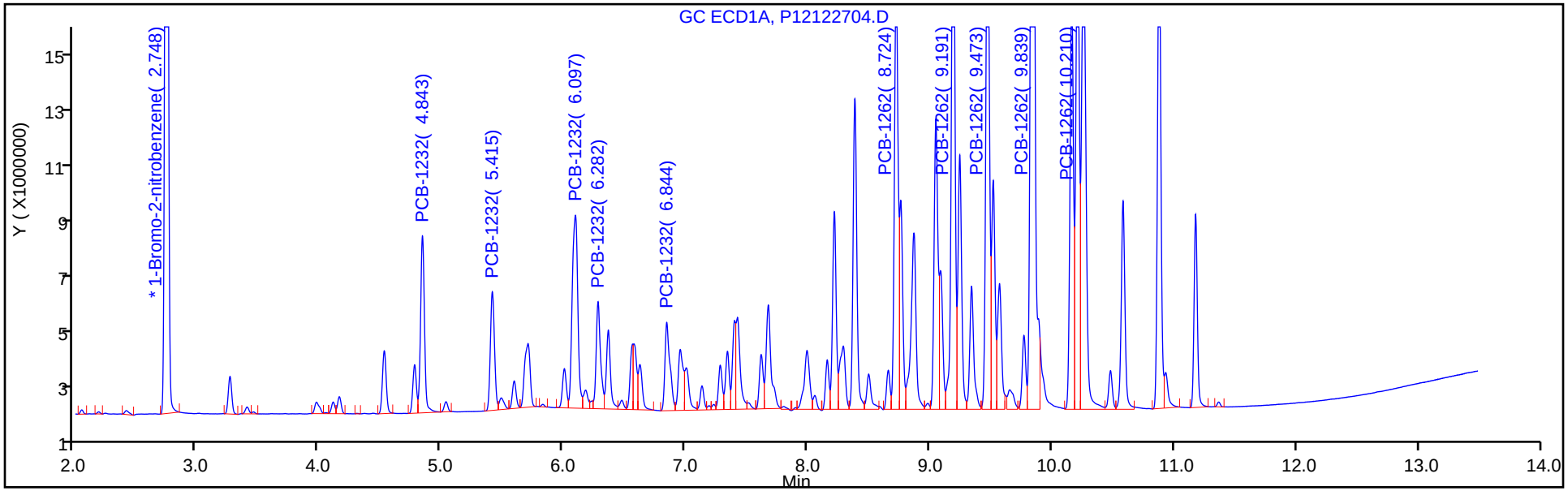

Y Scaling: Method Defined: Set to Absolute Y Value

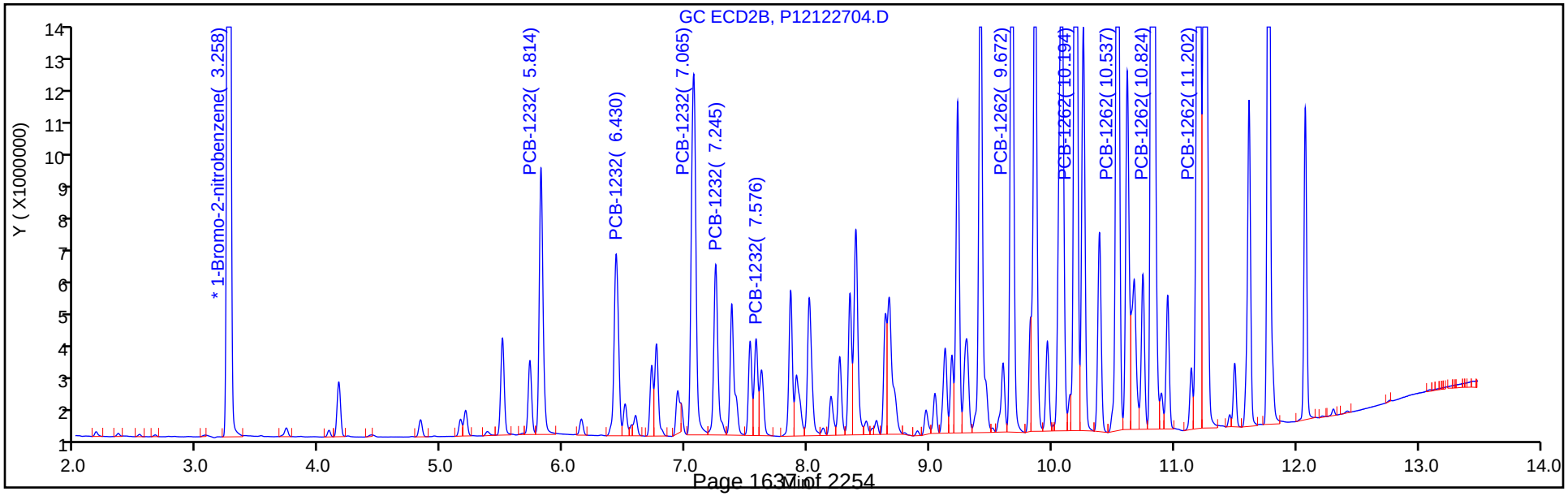

Report Date: 28-Dec-2019 07:49:34 Chrom Revision: 2.3 15-Dec-2019 06:20:02

Eurofins TestAmerica, Canton

Data File: \\chromna\Canton\ChromData\A2HP12\20191227-94573.b\P12122704.D

Injection Date: 27-Dec-2019 08:10:27 Instrument ID: A2HP12

Lims ID: CCV AR1232/1262

Client ID:

Operator ID: ALS Bottle#: 4 Worklist Smp#: 4

Injection Vol: 1.0 uL Dil. Factor: 1.0000

Method: PCB12IS Limit Group: GC 8082A IS

Column: Detector GC ECD1A

9 PCB-1262, CAS: 37324-23-5

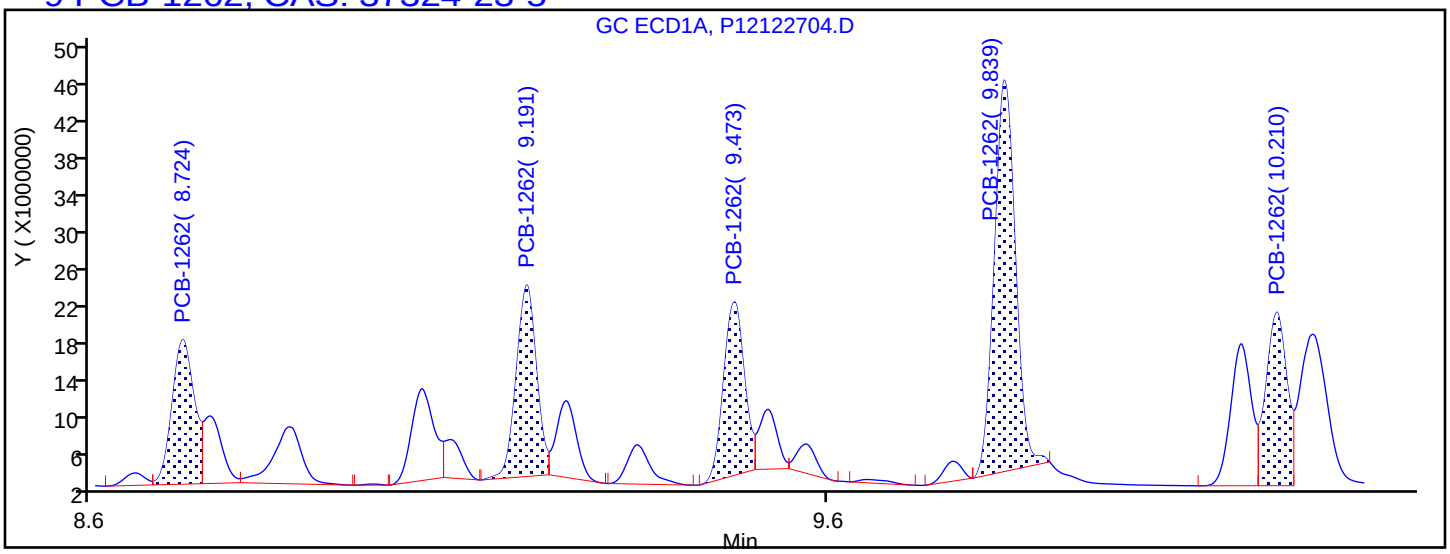

Processing Integration Results

8.724	Response = 33224235
9.191	Response = 39902734
9.473	Response = 37208686
9.839	Response = 84521152
10.210	Response = 37607728

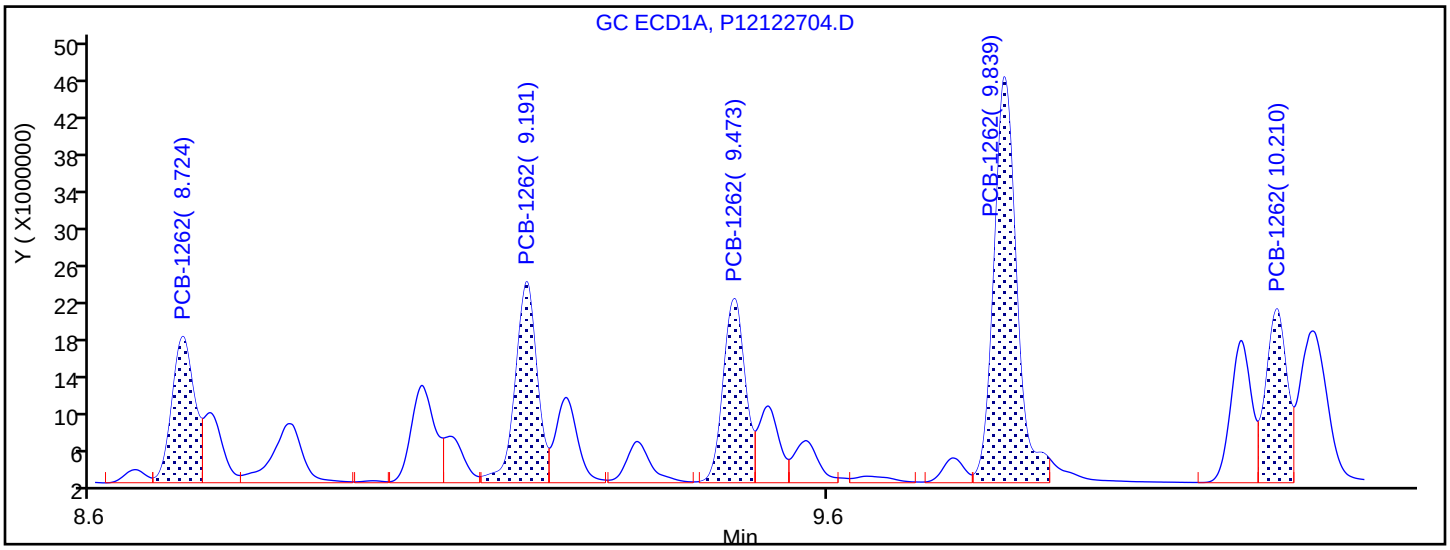

Manual Integration Results

8.724	Response = 33987658	M
9.191	Response = 45134433	M
9.473	Response = 41519261	M
9.839	Response = 95403665	M
10.210	Response = 37711294	M

Reviewer: coastc, 27-Dec-2019 09:00:48

Audit Action: Assigned New Baseline Audit Reason: Baseline Smoothing

FORM VII
PCBS CONTINUING CALIBRATION DATA

Lab Name: Eurofins TestAmerica, Canton Job No.: 240-124062-1

SDG No.:

Lab Sample ID: CCV 240-417350/5 Calibration Date: 12/27/2019 08:31

Instrument ID: A2HP12 Calib Start Date: 09/23/2019 15:05

GC Column: CLP-1 (0.53mm) ID: 0.53(mm) Calib End Date: 09/23/2019 16:52

Lab File ID: P12122705.D Conc. Units: ng/uL

ANALYTE	CURVE TYPE	AVE RRF	RRF	MIN RRF	CALC AMOUNT	SPIKE AMOUNT	%D	MAX %D
PCB-1242 Peak 1	Ave	0.0130	0.0134		0.513	0.500	2.7	
PCB-1242 Peak 2	Ave	0.0198	0.0232		0.585	0.500	17.1	
PCB-1242 Peak 3	Ave	0.0559	0.0533		0.477	0.500	-4.7	
PCB-1242 Peak 4	Ave	0.0237	0.0230		0.485	0.500	-3.0	
PCB-1242 Peak 5	Ave	0.0242	0.0234		0.482	0.500	-3.6	
PCB-1268 Peak 1	Ave	0.1455	0.1393		0.479	0.500	-4.2	
PCB-1268 Peak 2	Ave	0.1426	0.1433		0.502	0.500	0.5	
PCB-1268 Peak 3	Ave	0.1228	0.1206		0.491	0.500	-1.8	
PCB-1268 Peak 4	Ave	0.0533	0.0525		0.493	0.500	-1.4	
PCB-1268 Peak 5	Ave	0.4064	0.4091		0.503	0.500	0.6	

FORM VII
PCBS CONTINUING CALIBRATION RETENTION TIME SUMMARY

Lab Name: Eurofins TestAmerica, Canton Job No.: 240-124062-1

SDG No.:

Lab Sample ID: CCV 240-417350/5 Calibration Date: 12/27/2019 08:31

Instrument ID: A2HP12 Calib Start Date: 09/23/2019 15:05

GC Column: CLP-1 (0.53mm) ID: 0.53(mm) Calib End Date: 09/23/2019 16:52

Lab File ID: P12122705.D

Analyte	RT	RT WINDOW	
		FROM	TO
PCB-1242 Peak 1	4.84	4.82	4.86
PCB-1242 Peak 2	5.42	5.40	5.43
PCB-1242 Peak 3	6.10	6.08	6.12
PCB-1242 Peak 4	6.28	6.26	6.30
PCB-1242 Peak 5	6.84	6.82	6.86
PCB-1268 Peak 1	10.21	10.19	10.23
PCB-1268 Peak 2	10.25	10.23	10.27
PCB-1268 Peak 3	10.48	10.46	10.50
PCB-1268 Peak 4	10.88	10.86	10.89
PCB-1268 Peak 5	11.17	11.16	11.19

Eurofins TestAmerica, Canton
Target Compound Quantitation Report

Data File: \\chromna\Canton\ChromData\A2HP12\20191227-94573.b\P12122705.D
Lims ID: CCV AR1242/1268
Client ID:
Sample Type: CCV
Inject. Date: 27-Dec-2019 08:31:38 ALS Bottle#: 5 Worklist Smp#: 5
Injection Vol: 1.0 uL Dil. Factor: 1.0000
Sample Info: 240-0094573-005
Operator ID: Instrument ID: A2HP12
Sublist: chrom-PCB12IS*sub2

Method: \\chromna\Canton\ChromData\A2HP12\20191227-94573.b\PCB12IS.m
Limit Group: GC 8082A IS
Last Update: 28-Dec-2019 07:49:36 Calib Date: 23-Sep-2019 23:14:55
Integrator: Falcon
Quant Method: Internal Standard Quant By: Initial Calibration
Last ICal File: \\chromna\Canton\ChromData\A2HP12\20190923-91295.b\P12092333.D

Column 1 : Det: GC ECD1A
Column 2 : Det: GC ecd2b
Process Host: CTX0321

First Level Reviewer: coastc Date: 27-Dec-2019 09:02:05

Col	RT (min.)	Exp RT (min.)	Dlt RT (min.)	Response	Cal Amt ng/ul	OnCol Amt ng/ul	Flags
* 14 1-Bromo-2-nitrobenzene							
1	2.747	2.747	0.000	75302133	0.0500	0.0500	
2	3.258	3.258	0.000	85607472	0.0500	0.0500	
5 PCB-1242							
1	4.843	4.843	0.000	10080972	0.5000	0.5135	
1	5.415	5.415	0.000	17470931	0.5000	0.5855	
1	6.097	6.097	0.000	40106030	0.5000	0.4767	
1	6.280	6.280	0.000	17284311	0.5000	0.4848	
1	6.843	6.843	0.000	17592337	0.5000	0.4821	
		Average of Peak Amounts =				0.5085	
2	5.814	5.814	0.000	12577803	0.5000	0.5050	
2	6.430	6.430	0.000	23563139	0.5000	0.4961	
2	7.064	7.064	0.000	53130745	0.5000	0.5166	
2	7.245	7.245	0.000	22507973	0.5000	0.5410	
2	7.576	7.576	0.000	12225935	0.5000	0.5163	
		Average of Peak Amounts =				0.5150	
						RPD = 1.27	

Col	RT (min.)	Exp RT (min.)	Dlt RT (min.)	Response	Cal Amt ng/ul	OnCol Amt ng/ul	Flags
11 PCB-1268							
1	10.208	10.208	0.000	104911111	0.5000	0.4788	
1	10.251	10.251	0.000	107908411	0.5000	0.5025	
1	10.476	10.476	0.000	90792306	0.5000	0.4910	
1	10.875	10.875	0.000	39537850	0.5000	0.4928	
1	11.174	11.174	0.000	308041885	0.5000	0.5032	
		Average of Peak Amounts =				0.4936	
2	11.200	11.200	0.000	137486438	0.5000	0.5818	
2	11.247	11.247	0.000	137203397	0.5000	0.5845	
2	11.496	11.496	0.000	116642629	0.5000	0.5806	
2	11.775	11.775	0.000	48162646	0.5000	0.5669	
2	12.075	12.075	0.000	358627402	0.5000	0.5642	
		Average of Peak Amounts =				0.5756	
						RPD = 15.33	

Reagents:

SG4268@0.5PPM_00038 Amount Added: 1.00 Units: mL

Report Date: 28-Dec-2019 07:49:36 Chrom Revision: 2.3 15-Dec-2019 06:20:02

Eurofins TestAmerica, Canton

Data File: \\chromna\Canton\ChromData\A2HP12\20191227-94573.b\P12122705.D

Injection Date:	27-Dec-2019 08:31:38	Instrument ID:	A2HP12	Operator ID:	
Lims ID:	CCV AR1242/1268			Worklist Smp#:	5
Client ID:					
Injection Vol:	1.0 uL	Dil. Factor:	1.0000	ALS Bottle#:	5
Method:	PCB12IS	Limit Group:	GC 8082A IS		

Y Scaling: Method Defined: Set to Absolute Y Value

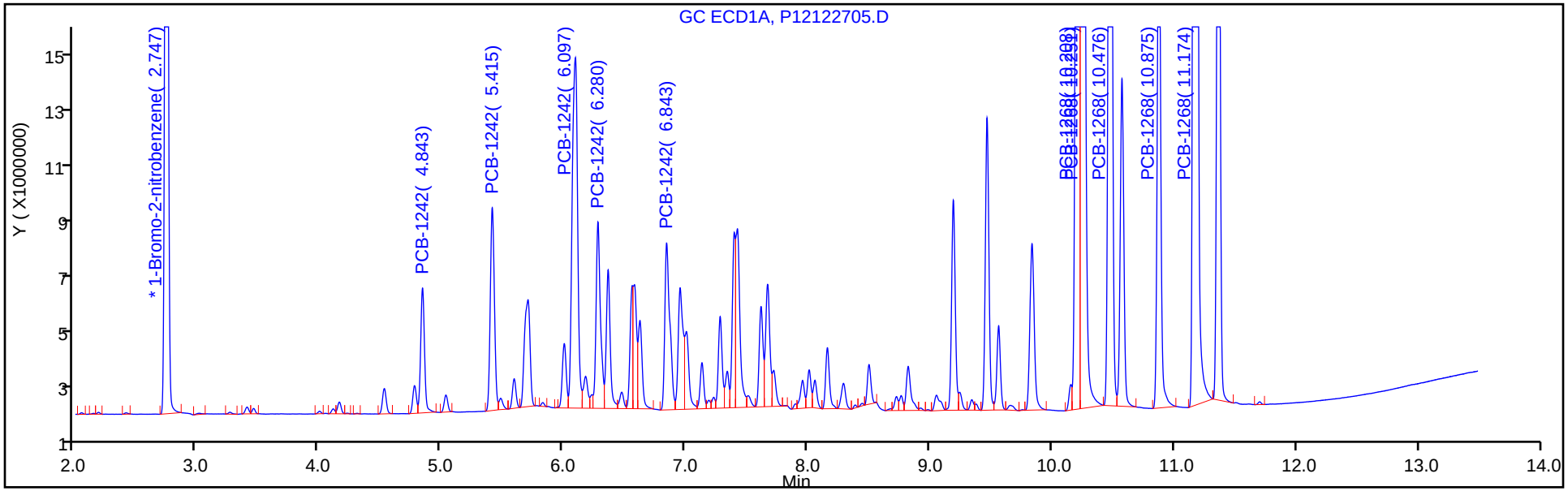

Y Scaling: Method Defined: Set to Absolute Y Value

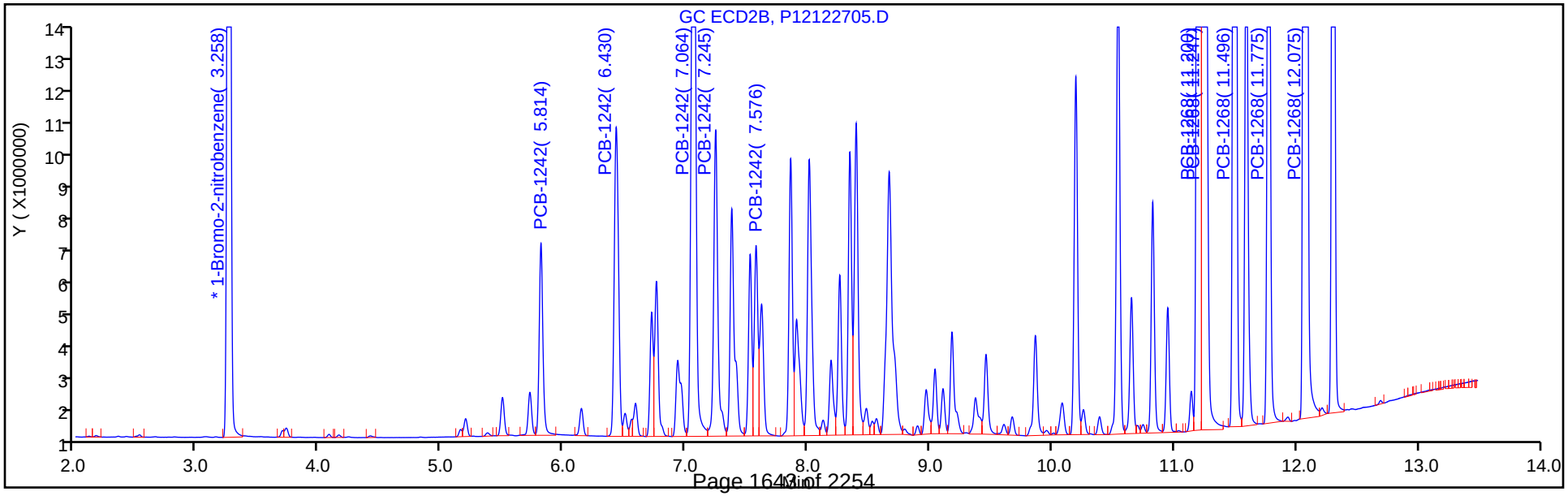

FORM VII
PCBS CONTINUING CALIBRATION DATA

Lab Name: Eurofins TestAmerica, Canton Job No.: 240-124062-1

SDG No.:

Lab Sample ID: CCV 240-417350/6 Calibration Date: 12/27/2019 08:52

Instrument ID: A2HP12 Calib Start Date: 09/23/2019 17:13

GC Column: CLP-1 (0.53mm) ID: 0.53(mm) Calib End Date: 09/23/2019 18:59

Lab File ID: P12122706.D Conc. Units: ng/uL

ANALYTE	CURVE TYPE	AVE RRF	RRF	MIN RRF	CALC AMOUNT	SPIKE AMOUNT	%D	MAX %D
PCB-1248 Peak 1	Ave	0.0106	0.0122		0.578	0.500	15.6	
PCB-1248 Peak 2	Ave	0.0376	0.0343		0.456	0.500	-8.8	
PCB-1248 Peak 3	Ave	0.0349	0.0286		0.409	0.500	-18.2	
PCB-1248 Peak 4	Ave	0.0287	0.0250		0.435	0.500	-12.9	
PCB-1248 Peak 5	Ave	0.0185	0.0166		0.449	0.500	-10.3	

FORM VII
PCBS CONTINUING CALIBRATION RETENTION TIME SUMMARY

Lab Name: Eurofins TestAmerica, Canton Job No.: 240-124062-1

SDG No.:

Lab Sample ID: CCV 240-417350/6 Calibration Date: 12/27/2019 08:52

Instrument ID: A2HP12 Calib Start Date: 09/23/2019 17:13

GC Column: CLP-1 (0.53mm) ID: 0.53(mm) Calib End Date: 09/23/2019 18:59

Lab File ID: P12122706.D

Analyte	RT	RT WINDOW	
		FROM	TO
PCB-1248 Peak 1	5.41	5.39	5.43
PCB-1248 Peak 2	6.84	6.82	6.86
PCB-1248 Peak 3	7.40	7.38	7.42
PCB-1248 Peak 4	7.67	7.65	7.69
PCB-1248 Peak 5	8.16	8.14	8.18

Eurofins TestAmerica, Canton
Target Compound Quantitation Report

Data File: \\chromna\Canton\ChromData\A2HP12\20191227-94573.b\P12122706.D
Lims ID: CCV AR1248
Client ID:
Sample Type: CCV
Inject. Date: 27-Dec-2019 08:52:49 ALS Bottle#: 6 Worklist Smp#: 6
Injection Vol: 1.0 uL Dil. Factor: 1.0000
Sample Info: 240-0094573-006
Operator ID: Instrument ID: A2HP12
Sublist: chrom-PCB12IS*sub4

Method: \\chromna\Canton\ChromData\A2HP12\20191227-94573.b\PCB12IS.m
Limit Group: GC 8082A IS
Last Update: 28-Dec-2019 07:49:39 Calib Date: 23-Sep-2019 23:14:55
Integrator: Falcon
Quant Method: Internal Standard Quant By: Initial Calibration
Last ICal File: \\chromna\Canton\ChromData\A2HP12\20190923-91295.b\P12092333.D

Column 1 : Det: GC ECD1A
Column 2 : Det: GC ecd2b
Process Host: CTX0321

First Level Reviewer: coastc Date: 27-Dec-2019 09:43:47

Col	RT (min.)	Exp RT (min.)	Dlt RT (min.)	Response	Cal Amt ng/ul	OnCol Amt ng/ul	Flags
* 14 1-Bromo-2-nitrobenzene							
1	2.746	2.746	0.000	75897956	0.0500	0.0500	
2	3.257	3.257	0.000	87038941	0.0500	0.0500	
7 PCB-1248							
1	5.413	5.413	0.000	9264200	0.5000	0.5782	
1	6.843	6.843	0.000	26049726	0.5000	0.4561	
1	7.397	7.397	0.000	21678745	0.5000	0.4091	
1	7.671	7.671	0.000	18947661	0.5000	0.4353	
1	8.159	8.159	0.000	12570285	0.5000	0.4487	
		Average of Peak Amounts =				0.4655	
2	6.429	6.429	0.000	12382243	0.5000	0.4704	
2	7.062	7.062	0.000	33737235	0.5000	0.4833	
2	8.011	8.011	0.000	29488376	0.5000	0.4866	
2	8.395	8.395	0.000	34513630	0.5000	0.4978	
2	9.181	9.181	0.000	18295028	0.5000	0.5223	
		Average of Peak Amounts =				0.4921	
						RPD = 5.56	

Reagents:

SG1248@0.5ppm_00043 Amount Added: 1.00 Units: mL

Report Date: 28-Dec-2019 07:49:40 Chrom Revision: 2.3 15-Dec-2019 06:20:02

Eurofins TestAmerica, Canton

Data File: \\chromna\Canton\ChromData\A2HP12\20191227-94573.b\P12122706.D

Injection Date:	27-Dec-2019 08:52:49	Instrument ID:	A2HP12	Operator ID:	
Lims ID:	CCV AR1248			Worklist Smp#:	6
Client ID:					
Injection Vol:	1.0 uL	Dil. Factor:	1.0000	ALS Bottle#:	6
Method:	PCB12IS	Limit Group:	GC 8082A IS		

Y Scaling: Method Defined: Set to Absolute Y Value

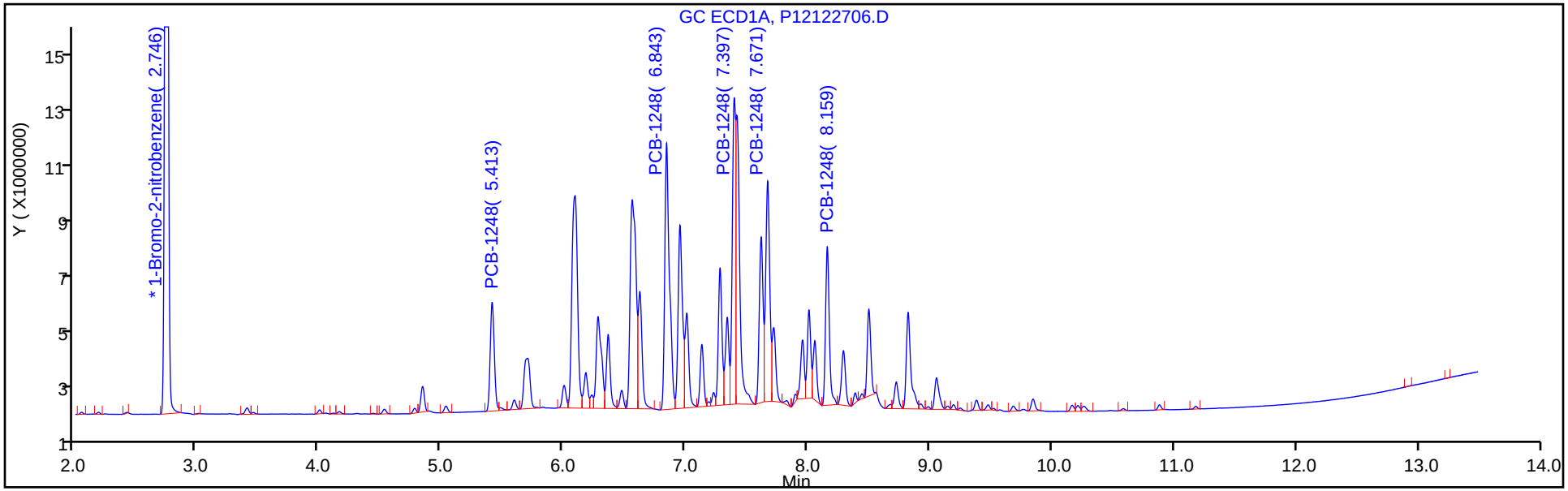

Y Scaling: Method Defined: Set to Absolute Y Value

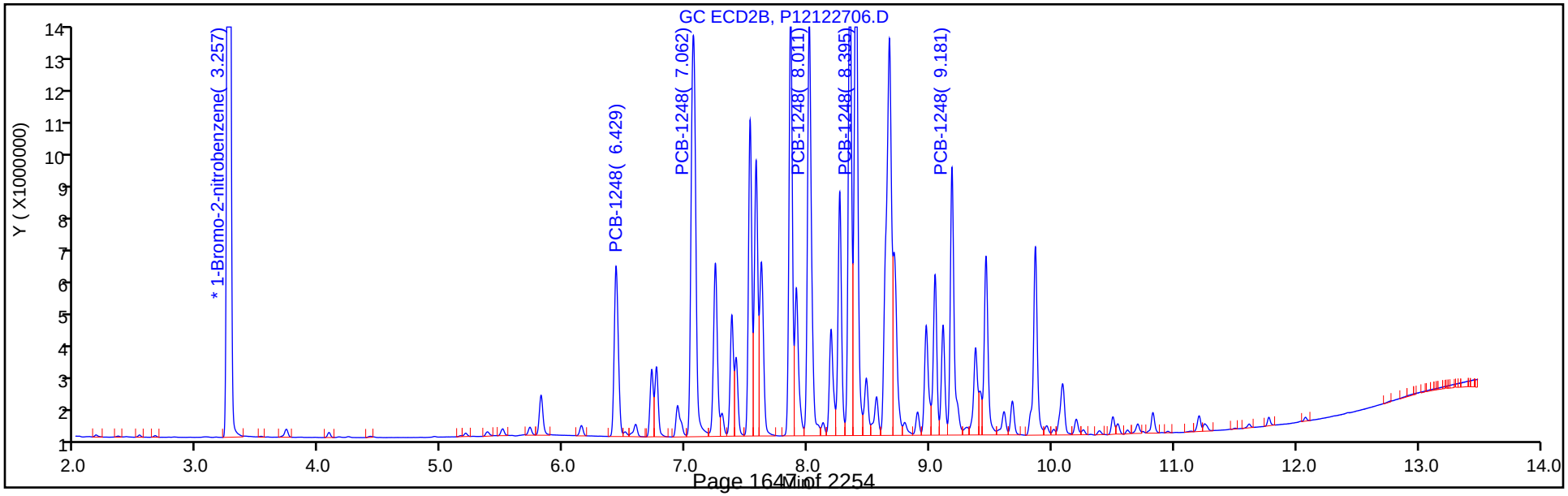

FORM VII
PCBS CONTINUING CALIBRATION DATA

Lab Name: Eurofins TestAmerica, Canton Job No.: 240-124062-1

SDG No.:

Lab Sample ID: CCV 240-417350/7 Calibration Date: 12/27/2019 09:14

Instrument ID: A2HP12 Calib Start Date: 09/23/2019 19:21

GC Column: CLP-1 (0.53mm) ID: 0.53(mm) Calib End Date: 09/23/2019 21:07

Lab File ID: P12122707.D Conc. Units: ng/uL

ANALYTE	CURVE TYPE	AVE RRF	RRF	MIN RRF	CALC AMOUNT	SPIKE AMOUNT	%D	MAX %D
PCB-1221 Peak 1	Ave	0.0090	0.0090		0.500	0.500	-0.0	
PCB-1221 Peak 2	Ave	0.0058	0.0059		0.503	0.500	0.7	
PCB-1221 Peak 3	Ave	0.0222	0.0217		0.490	0.500	-2.1	
PCB-1254 Peak 1	Ave	0.0289	0.0265		0.458	0.500	-8.4	
PCB-1254 Peak 2	Ave	0.0594	0.0549		0.462	0.500	-7.6	
PCB-1254 Peak 3	Ave	0.0443	0.0464		0.523	0.500	4.6	
PCB-1254 Peak 4	Ave	0.0402	0.0375		0.467	0.500	-6.6	
PCB-1254 Peak 5	Ave	0.0622	0.0579		0.465	0.500	-6.9	

FORM VII
PCBS CONTINUING CALIBRATION RETENTION TIME SUMMARY

Lab Name: Eurofins TestAmerica, Canton Job No.: 240-124062-1

SDG No.:

Lab Sample ID: CCV 240-417350/7 Calibration Date: 12/27/2019 09:14

Instrument ID: A2HP12 Calib Start Date: 09/23/2019 19:21

GC Column: CLP-1 (0.53mm) ID: 0.53(mm) Calib End Date: 09/23/2019 21:07

Lab File ID: P12122707.D

Analyte	RT	RT WINDOW	
		FROM	TO
PCB-1221 Peak 1	4.53	4.51	4.55
PCB-1221 Peak 2	4.78	4.76	4.80
PCB-1221 Peak 3	4.84	4.82	4.86
PCB-1254 Peak 1	7.34	7.32	7.36
PCB-1254 Peak 2	8.16	8.14	8.18
PCB-1254 Peak 3	8.50	8.48	8.52
PCB-1254 Peak 4	8.72	8.70	8.74
PCB-1254 Peak 5	9.05	9.03	9.07

Eurofins TestAmerica, Canton
Target Compound Quantitation Report

Data File: \\chromna\Canton\ChromData\A2HP12\20191227-94573.b\P12122707.D
Lims ID: CCV AR1221/1254
Client ID:
Sample Type: CCV
Inject. Date: 27-Dec-2019 09:14:03 ALS Bottle#: 7 Worklist Smp#: 7
Injection Vol: 1.0 uL Dil. Factor: 1.0000
Sample Info: 240-0094573-007
Operator ID: Instrument ID: A2HP12
Sublist: chrom-PCB12IS*sub5

Method: \\chromna\Canton\ChromData\A2HP12\20191227-94573.b\PCB12IS.m
Limit Group: GC 8082A IS
Last Update: 28-Dec-2019 07:49:42 Calib Date: 23-Sep-2019 23:14:55
Integrator: Falcon
Quant Method: Internal Standard Quant By: Initial Calibration
Last ICal File: \\chromna\Canton\ChromData\A2HP12\20190923-91295.b\P12092333.D

Column 1 : Det: GC ECD1A
Column 2 : Det: GC ecd2b
Process Host: CTX0321

First Level Reviewer: coastc Date: 27-Dec-2019 09:44:18

Col	RT (min.)	Exp RT (min.)	Dlt RT (min.)	Response	Cal Amt ng/ul	OnCol Amt ng/ul	Flags
* 14 1-Bromo-2-nitrobenzene							
1	2.748	2.748	0.000	76434182	0.0500	0.0500	
2	3.258	3.258	0.000	87686558	0.0500	0.0500	
3 PCB-1221							
1	4.530	4.530	0.000	6857580	0.5000	0.4996	
1	4.779	4.779	0.000	4495562	0.5000	0.5035	
1	4.843	4.843	0.000	16615543	0.5000	0.4897	
		Average of Peak Amounts =				0.4976	
2	5.498	5.498	0.000	8419221	0.5000	0.4304	
2	5.723	5.723	0.000	5587443	0.5000	0.4717	
2	5.814	5.814	0.000	20336175	0.5000	0.4763	
		Average of Peak Amounts =				0.4595	
						RPD = 7.96	
8 PCB-1254							
1	7.341	7.341	0.000	20229666	0.5000	0.4581	
1	8.157	8.157	0.000	41985409	0.5000	0.4621	
1	8.497	8.497	0.000	35435779	0.5000	0.5228	
1	8.722	8.722	0.000	28676958	0.5000	0.4672	
1	9.051	9.051	0.000	44220808	0.5000	0.4654	
		Average of Peak Amounts =				0.4751	
2	8.388	8.388	0.000	31909031	0.5000	0.5027	
2	8.633	8.633	0.000	36163534	0.5000	0.4900	
2	9.179	9.179	0.000	51926230	0.5000	0.4989	
2	9.458	9.458	0.000	40757949	0.5000	0.5269	
2	10.086	10.086	0.000	56603672	0.5000	0.5272	
		Average of Peak Amounts =				0.5092	
						RPD = 6.91	

Reagents:

SG2154@0.5PPM_00048 Amount Added: 1.00 Units: mL

Report Date: 28-Dec-2019 07:49:43 Chrom Revision: 2.3 15-Dec-2019 06:20:02

Eurofins TestAmerica, Canton

Data File: \\chromna\Canton\ChromData\A2HP12\20191227-94573.b\P12122707.D

Injection Date:	27-Dec-2019 09:14:03	Instrument ID:	A2HP12	Operator ID:	
Lims ID:	CCV AR1221/1254			Worklist Smp#:	7
Client ID:					
Injection Vol:	1.0 uL	Dil. Factor:	1.0000	ALS Bottle#:	7
Method:	PCB12IS	Limit Group:	GC 8082A IS		

Y Scaling: Method Defined: Set to Absolute Y Value

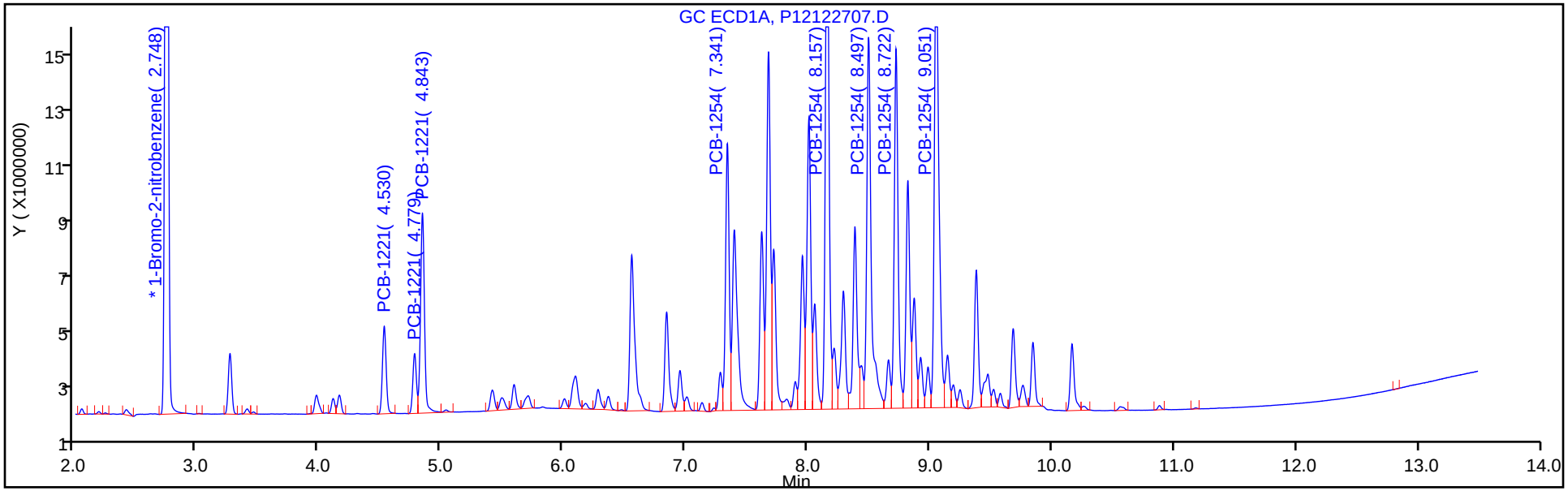

Y Scaling: Method Defined: Set to Absolute Y Value

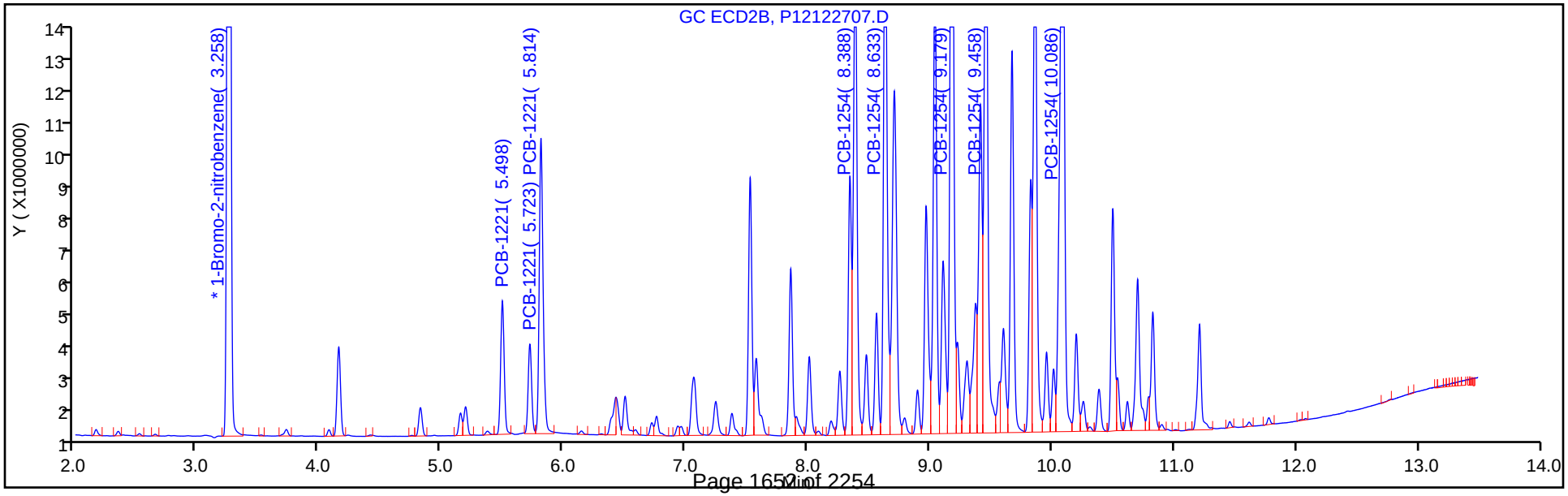

FORM I
PCBS ORGANICS ANALYSIS DATA SHEET

Lab Name: Eurofins TestAmerica, Canton Job No.: 240-124062-1

SDG No.:

Client Sample ID: Lab Sample ID: MB 240-416577/15-A

Matrix: Solid Lab File ID: P11122409.D

Analysis Method: 8082A Date Collected:

Extraction Method: 3540C Date Extracted: 12/20/2019 09:12

Sample wt/vol: 10(g) Date Analyzed: 12/24/2019 14:37

Con. Extract Vol.: 10(mL) Dilution Factor: 1

Injection Volume: 1(uL) GC Column: CLP-1 (0.53mm) ID: 0.53(mm)

% Moisture: GPC Cleanup:(Y/N) N

Analysis Batch No.: 417104 Units: ug/Kg

CAS NO.	COMPOUND NAME	RESULT	Q	RL	MDL
12674-11-2	Aroclor-1016	22	U	50	22
11104-28-2	Aroclor-1221	24	U	50	24
11141-16-5	Aroclor-1232	23	U	50	23
53469-21-9	Aroclor-1242	19	U	50	19
12672-29-6	Aroclor-1248	24	U	50	24
11097-69-1	Aroclor-1254	23	U	50	23
11096-82-5	Aroclor-1260	22	U	50	22
37324-23-5	Aroclor-1262	31	U	50	31
11100-14-4	Aroclor-1268	23	U	50	23

CAS NO.	SURROGATE	%REC	Q	LIMITS
877-09-8	Tetrachloro-m-xylene	73		14-128
2051-24-3	DCB Decachlorobiphenyl	81		10-132

Eurofins TestAmerica, Canton
Target Compound Quantitation Report

Data File: \\chromna\Canton\ChromData\A2HP11\20191224-94529.b\P11122409.D
Lims ID: MB 240-416577/15-A
Client ID:
Sample Type: MB
Inject. Date: 24-Dec-2019 14:37:17 ALS Bottle#: 9 Worklist Smp#: 9
Injection Vol: 1.0 uL Dil. Factor: 1.0000
Sample Info: 240-0094529-009
Operator ID: Instrument ID: A2HP11

Method: \\chromna\Canton\ChromData\A2HP11\20191224-94529.b\PCB11 IS.m
Limit Group: GC 8082A IS
Last Update: 26-Dec-2019 07:32:01 Calib Date: 26-Sep-2019 19:27:31
Integrator: Falcon
Quant Method: Internal Standard Quant By: Initial Calibration
Last ICal File: \\chromna\Canton\ChromData\A2HP11\20190926-91426.b\P11092633.D

Column 1 : CLP-1 0.53mm ID (0.53 mm) Det: GC ECD1A
Column 2 : CLP-2 0.53mm ID (0.53 mm) Det: GC ecd2b
Process Host: CTX0332

Col	RT (min.)	Exp RT (min.)	Dlt RT (min.)	Response	Cal Amt ng/ul	OnCol Amt ng/ul	Flags
S 1 Polychlorinated biphenyls, Total							
1		1.000				ND	
* 14 1-Bromo-2-nitrobenzene							
1	1.378	1.378	0.000	130204662	0.0500	0.0500	
2	1.817	1.817	0.000	182965656	0.0500	0.0500	
$ 2 Tetrachloro-m-xylene							
1	2.247	2.246	0.001	38959192	0.0200	0.0145	
2	3.123	3.123	0.000	57081641	0.0200	0.0139	
						RPD = 4.52	
3 PCB-1221							
1		2.514				ND	
1		2.713					
1		2.765					
2		3.674					
2		3.894					
2		3.982					
6 PCB-1016							
1		2.765				ND	
1		3.320					
1		3.991					
1		4.167					
1		4.482					
2		3.980					
2		4.550					
2		5.104					
2		5.258					
2		5.533					

Col	RT (min.)	Exp RT (min.)	Dlt RT (min.)	Response	Cal Amt ng/ul	OnCol Amt ng/ul	Flags
4 PCB-1232							
1		2.765				ND	
1		3.320					
1		3.990					
1		4.168					
1		4.483					
2		3.980					
2		4.551					
2		5.104					
2		5.258					
2		5.534					
5 PCB-1242							
1		2.766				ND	
1		3.321					
1		3.991					
1		4.168					
1		4.483					
2		3.981					
2		4.551					
2		5.104					
2		5.258					
2		5.534					
7 PCB-1248							
1		3.319				ND	
1		4.679					
1		5.386					
1		5.786					
1		6.311					
2		4.549					
2		5.102					
2		5.891					
2		6.196					
2		6.811					
8 PCB-1254							
1		5.394				ND	
1		5.786					
1		6.058					
1		6.236					
1		6.493					
2		6.191					
2		6.384					
2		6.809					
2		7.022					
2		7.500					

Col	RT (min.)	Exp RT (min.)	Dlt RT (min.)	Response	Cal Amt ng/ul	OnCol Amt ng/ul	Flags
10 PCB-1260							
1		5.969				ND	
1		6.237					
1		6.602					
1		7.101					
1		7.343					
2		7.186					
2		7.498					
2		7.837					
2		8.056					
2		8.351					
9 PCB-1262							
1		5.970				ND	
1		6.602					
1		6.819					
1		7.100					
1		7.381					
2		7.187					
2		7.584					
2		7.838					
2		8.056					
2		8.350					
11 PCB-1268							
1		7.381				ND	
1		7.412					
1		7.578					
1		7.886					
1		8.121					
2		8.348					
2		8.384					
2		8.582					
2		8.808					
2		9.056					
$ 12 DCB Decachlorobiphenyl							
1	8.270	8.270	0.000	48592532	0.0200	0.0162	
2	9.244	9.245	-0.001	63173655	0.0200	0.0155	
						RPD = 4.43	
16 1260 Res 1							
1	7.344	7.343	0.002	35890		NR	
2	10.409	10.391	0.017	259636		NR	
13 1260 Res 2							
1		7.380				ND	
2		10.371					
15 1260 Res 3							
1		7.418				ND	
2		1.759					

QC Flag Legend

Processing Flags

NR - Missing Quant Standard

Reagents:

SGPCBISTD_00021 Amount Added: 5.00 Units: uL Run Reagent

Report Date: 26-Dec-2019 07:32:18 Chrom Revision: 2.3 15-Dec-2019 06:20:02

Eurofins TestAmerica, Canton

Data File: \\chromna\Canton\ChromData\A2HP11\20191224-94529.b\P11122409.D

Injection Date: 24-Dec-2019 14:37:17 Instrument ID: A2HP11 Operator ID:

Lims ID: MB 240-416577/15-A Worklist Smp#: 9

Client ID:

Injection Vol: 1.0 uL Dil. Factor: 1.0000 ALS Bottle#: 9

Method: PCB11 IS Limit Group: GC 8082A IS

Column: CLP-1 0.53mm ID (0.53 mm) Y Scaling: Method Defined: Set to Absolute Y Value

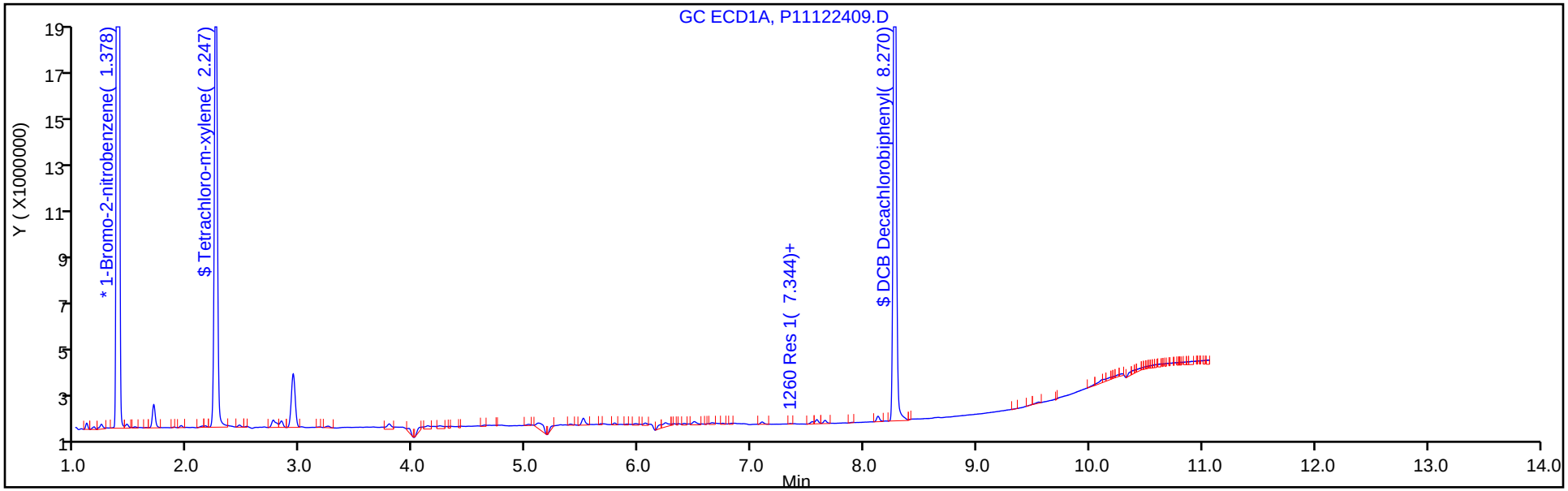

Column: CLP-2 0.53mm ID (0.53 mm) Y Scaling: Method Defined: Set to Absolute Y Value

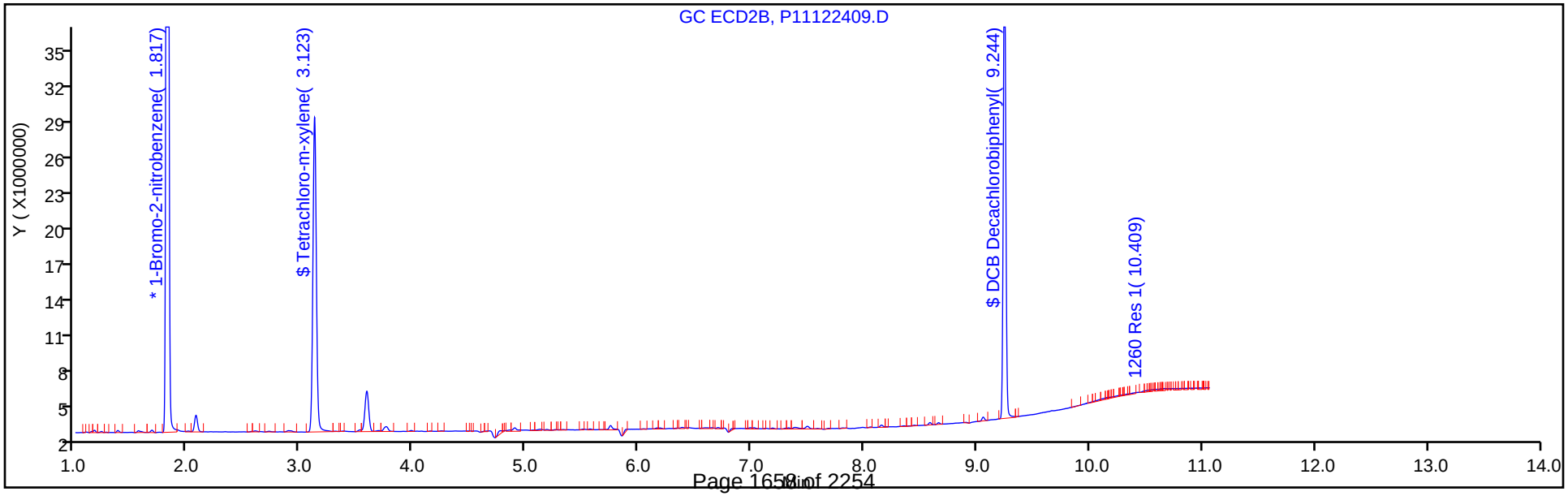

Eurofins TestAmerica, Canton
Recovery Report

Data File:	\\chromna\Canton\ChromData\A2HP11\20191224-94529.b\P11122409.D				
Lims ID:	MB 240-416577/15-A				
Client ID:					
Sample Type:	MB				
Inject. Date:	24-Dec-2019 14:37:17	ALS Bottle#:	9	Worklist Smp#:	9
Injection Vol:	1.0 uL	Dil. Factor:	1.0000		
Sample Info:	240-0094529-009				
Operator ID:		Instrument ID:	A2HP11		
Method:	\\chromna\Canton\ChromData\A2HP11\20191224-94529.b\PCB11 IS.m				
Limit Group:	GC 8082A IS				
Last Update:	26-Dec-2019 07:32:01	Calib Date:	26-Sep-2019 19:27:31		
Integrator:	Falcon				
Quant Method:	Internal Standard	Quant By:	Initial Calibration		
Last ICal File:	\\chromna\Canton\ChromData\A2HP11\20190926-91426.b\P11092633.D				
Column 1 :	CLP-1 0.53mm ID (0.53 mm)		Det: GC ECD1A		
Column 2 :	CLP-2 0.53mm ID (0.53 mm)		Det: GC ecd2b		
Process Host:	CTX0332				

Surrogate Recovery, Detector: GC ECD1A

Compound	Amount Added	Amount Recovered	% Rec.
$ 2 Tetrachloro-m-xylene	0.0200	0.0145	72.61
$ 12 DCB Decachlorobiphenyl	0.0200	0.0162	80.78

Surrogate Recovery, Detector: GC ecd2b

Compound	Amount Added	Amount Recovered	% Rec.
$ 2 Tetrachloro-m-xylene	0.0200	0.0139	69.40
$ 12 DCB Decachlorobiphenyl	0.0200	0.0155	77.29

FORM I
PCBS ORGANICS ANALYSIS DATA SHEET

Lab Name: Eurofins TestAmerica, Canton Job No.: 240-124062-1

SDG No.:

Client Sample ID: Lab Sample ID: MB 240-417140/18-A

Matrix: Water Lab File ID: P12122709.D

Analysis Method: 8082A Date Collected:

Extraction Method: 3510C Date Extracted: 12/24/2019 13:01

Sample wt/vol: 1000(mL) Date Analyzed: 12/27/2019 09:56

Con. Extract Vol.: 2(mL) Dilution Factor: 1

Injection Volume: 1(uL) GC Column: CLP-1 (0.53mm) ID: 0.53(mm)

% Moisture: GPC Cleanup:(Y/N) N

Analysis Batch No.: 417350 Units: ug/L

CAS NO.	COMPOUND NAME	RESULT	Q	RL	MDL
12674-11-2	Aroclor-1016	0.056	U	0.10	0.056
11104-28-2	Aroclor-1221	0.057	U	0.10	0.057
11141-16-5	Aroclor-1232	0.074	U	0.10	0.074
53469-21-9	Aroclor-1242	0.076	U	0.10	0.076
12672-29-6	Aroclor-1248	0.050	U	0.10	0.050
11097-69-1	Aroclor-1254	0.040	U	0.10	0.040
11096-82-5	Aroclor-1260	0.046	U	0.10	0.046
37324-23-5	Aroclor-1262	0.058	U	0.10	0.058
11100-14-4	Aroclor-1268	0.062	U	0.10	0.062

CAS NO.	SURROGATE	%REC	Q	LIMITS
877-09-8	Tetrachloro-m-xylene	80		22-120
2051-24-3	DCB Decachlorobiphenyl	81		10-120

Eurofins TestAmerica, Canton
Target Compound Quantitation Report

Data File: \\chromna\Canton\ChromData\A2HP12\20191227-94573.b\P12122709.D
Lims ID: MB 240-417140/18-A
Client ID:
Sample Type: MB
Inject. Date: 27-Dec-2019 09:56:24 ALS Bottle#: 9 Worklist Smp#: 9
Injection Vol: 1.0 uL Dil. Factor: 1.0000
Sample Info: 240-0094573-009
Operator ID: Instrument ID: A2HP12

Method: \\chromna\Canton\ChromData\A2HP12\20191227-94573.b\PCB12IS.m
Limit Group: GC 8082A IS
Last Update: 28-Dec-2019 07:48:22 Calib Date: 23-Sep-2019 23:14:55
Integrator: Falcon
Quant Method: Internal Standard Quant By: Initial Calibration
Last ICal File: \\chromna\Canton\ChromData\A2HP12\20190923-91295.b\P12092333.D

Column 1 : Det: GC ECD1A
Column 2 : Det: GC ecd2b
Process Host: CTX0321

First Level Reviewer: coastc Date: 27-Dec-2019 11:40:12

Col	RT (min.)	Exp RT (min.)	Dlt RT (min.)	Response	Cal Amt ng/ul	OnCol Amt ng/ul	Flags
S 1 Polychlorinated biphenyls, Total							
1		1.000				ND	
* 14 1-Bromo-2-nitrobenzene							
1	2.751	2.748	0.003	77134644	0.0500	0.0500	
2	3.261	3.258	0.003	88683565	0.0500	0.0500	
$ 2 Tetrachloro-m-xylene							
1	4.148	4.146	0.002	112586898	0.1000	0.0797	
2	4.942	4.941	0.001	134740793	0.1000	0.0775	
						RPD = 2.78	
3 PCB-1221							
1		4.530				ND	
1		4.779					
1		4.843					
2		5.498					
2		5.723					
2		5.814					

Col	RT (min.)	Exp RT (min.)	Dlt RT (min.)	Response	Cal Amt ng/ul	OnCol Amt ng/ul	Flags
4 PCB-1232							
1		4.843				ND	
1		5.415					
1		6.097					
1		6.282					
1		6.844					
2		5.814					
2		6.430					
2		7.065					
2		7.245					
2		7.576					
6 PCB-1016							
1		4.843				ND	
1		5.415					
1		6.095					
1		6.280					
1		6.624					
2		5.814					
2		6.430					
2		7.064					
2		7.245					
2		7.576					
5 PCB-1242							
1		4.843				ND	
1		5.415					
1		6.097					
1		6.280					
1		6.843					
2		5.814					
2		6.430					
2		7.064					
2		7.245					
2		7.576					
7 PCB-1248							
1		5.413				ND	
1		6.843					
1		7.397					
1		7.671					
1		8.159					
2		6.429					
2		7.062					
2		8.011					
2		8.395					
2		9.181					

Col	RT (min.)	Exp RT (min.)	Dlt RT (min.)	Response	Cal Amt ng/ul	OnCol Amt ng/ul	Flags
8 PCB-1254							
1		7.341				ND	
1		8.157					
1		8.497					
1		8.722					
1		9.051					
2		8.388					
2		8.633					
2		9.179					
2		9.458					
2		10.086					
10 PCB-1260							
1		8.385				ND	
1		8.722					
1		9.049					
1		9.840					
1		10.161					
2		9.415					
2		9.672					
2		10.082					
2		10.826					
2		11.204					
9 PCB-1262							
1		8.724				ND	
1		9.191					
1		9.473					
1		9.839					
1		10.210					
2		9.672					
2		10.194					
2		10.537					
2		10.824					
2		11.202					
11 PCB-1268							
1		10.208				ND	
1		10.251					
1		10.476					
1		10.875					
1		11.174					
2		11.200					
2		11.247					
2		11.496					
2		11.775					
2		12.075					
$ 12 DCB Decachlorobiphenyl							
1	11.363	11.365	-0.002	113844616	0.1000	0.0813	
2	12.304	12.304	0.000	136874133	0.1000	0.0916	
						RPD = 11.84	
16 1260 Res 1							
1	10.158	10.161	-0.003	34668		NR	
2	9.671	9.672	-0.002	79070		NR	

Col	RT (min.)	Exp RT (min.)	Dlt RT (min.)	Response	Cal Amt ng/ul	OnCol Amt ng/ul	Flags
13 1260 Res 2							
1		10.209				ND	
2		10.195					
15 1260 Res 3							
1		10.260				ND	
2		2.568					

QC Flag Legend

Processing Flags

NR - Missing Quant Standard

Reagents:

SGPCBISTD_00021 Amount Added: 5.00 Units: uL Run Reagent

Report Date: 28-Dec-2019 07:48:41 Chrom Revision: 2.3 15-Dec-2019 06:20:02

Eurofins TestAmerica, Canton

Data File: \\chromna\Canton\ChromData\A2HP12\20191227-94573.b\P12122709.D

Injection Date:	27-Dec-2019 09:56:24	Instrument ID:	A2HP12	Operator ID:	
Lims ID:	MB 240-417140/18-A			Worklist Smp#:	9
Client ID:					
Injection Vol:	1.0 uL	Dil. Factor:	1.0000	ALS Bottle#:	9
Method:	PCB12IS	Limit Group:	GC 8082A IS		

Y Scaling: Method Defined: Set to Absolute Y Value

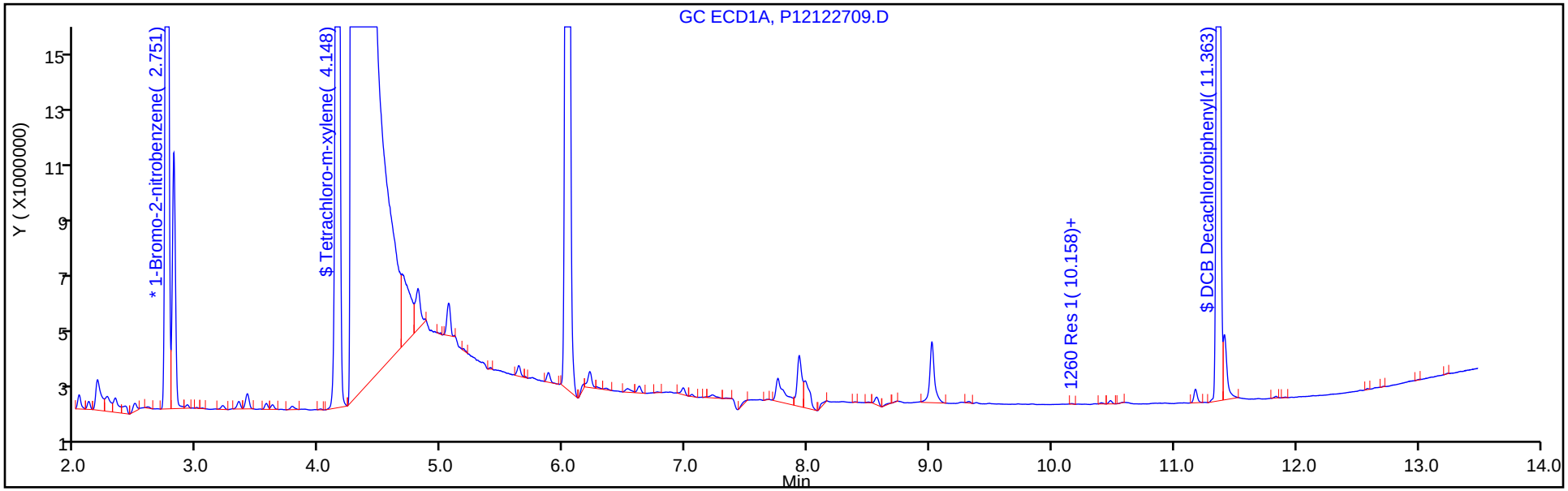

Y Scaling: Method Defined: Set to Absolute Y Value

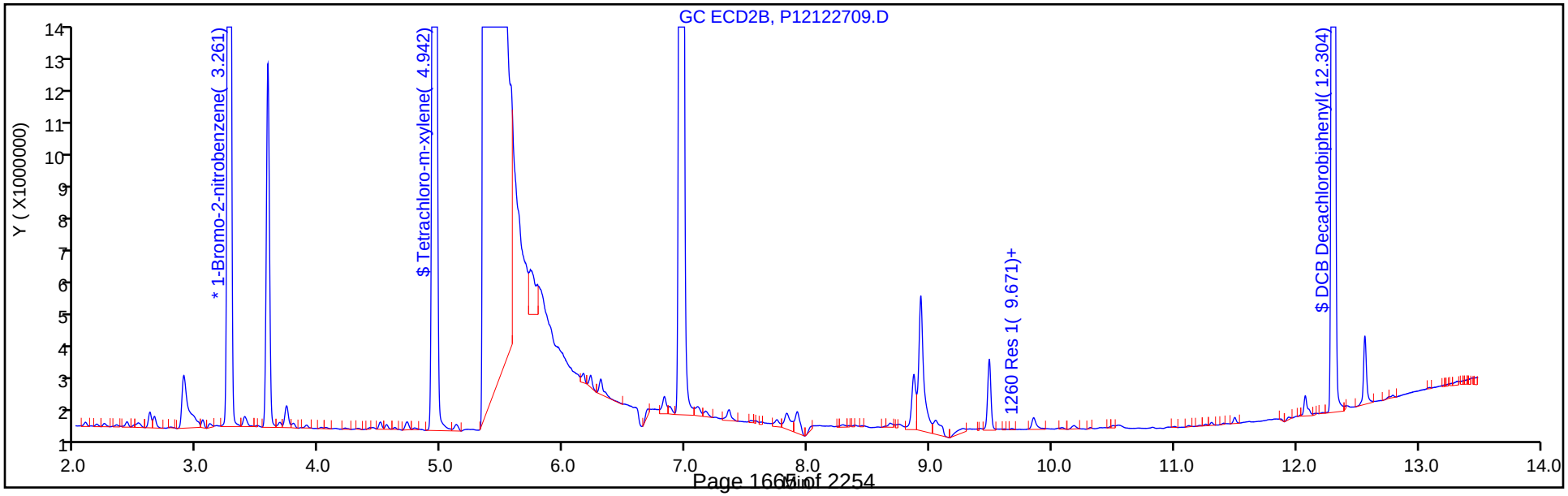

Eurofins TestAmerica, Canton
Recovery Report

Data File:	\\chromna\Canton\ChromData\A2HP12\20191227-94573.b\P12122709.D				
Lims ID:	MB 240-417140/18-A				
Client ID:					
Sample Type:	MB				
Inject. Date:	27-Dec-2019 09:56:24	ALS Bottle#:	9	Worklist Smp#:	9
Injection Vol:	1.0 uL	Dil. Factor:	1.0000		
Sample Info:	240-0094573-009				
Operator ID:		Instrument ID:	A2HP12		
Method:	\\chromna\Canton\ChromData\A2HP12\20191227-94573.b\PCB12IS.m				
Limit Group:	GC 8082A IS				
Last Update:	28-Dec-2019 07:48:22	Calib Date:	23-Sep-2019 23:14:55		
Integrator:	Falcon				
Quant Method:	Internal Standard	Quant By:	Initial Calibration		
Last ICal File:	\\chromna\Canton\ChromData\A2HP12\20190923-91295.b\P12092333.D				
Column 1 :			Det: GC ECD1A		
Column 2 :			Det: GC ecd2b		
Process Host:	CTX0321				
First Level Reviewer: coastc		Date:	27-Dec-2019 11:40:12		

Surrogate Recovery, Detector: GC ECD1A

Compound	Amount Added	Amount Recovered	% Rec.
$ 2 Tetrachloro-m-xylene	0.1000	0.0797	79.73
$ 12 DCB Decachlorobiphenyl	0.1000	0.0813	81.34

Surrogate Recovery, Detector: GC ecd2b

Compound	Amount Added	Amount Recovered	% Rec.
$ 2 Tetrachloro-m-xylene	0.1000	0.0775	77.54
$ 12 DCB Decachlorobiphenyl	0.1000	0.0916	91.58

FORM I
PCBS ORGANICS ANALYSIS DATA SHEET

Lab Name: Eurofins TestAmerica, Canton Job No.: 240-124062-1

SDG No.:

Client Sample ID: Lab Sample ID: LCS 240-416577/16-A

Matrix: Solid Lab File ID: P11122410.D

Analysis Method: 8082A Date Collected:

Extraction Method: 3540C Date Extracted: 12/20/2019 09:12

Sample wt/vol: 10(g) Date Analyzed: 12/24/2019 14:51

Con. Extract Vol.: 10(mL) Dilution Factor: 1

Injection Volume: 1(uL) GC Column: CLP-1 (0.53mm) ID: 0.53(mm)

% Moisture: GPC Cleanup:(Y/N) N

Analysis Batch No.: 417104 Units: ug/Kg

CAS NO.	COMPOUND NAME	RESULT	Q	RL	MDL
12674-11-2	Aroclor-1016	736		50	22
11096-82-5	Aroclor-1260	797		50	22

CAS NO.	SURROGATE	%REC	Q	LIMITS
877-09-8	Tetrachloro-m-xylene	82		14-128
2051-24-3	DCB Decachlorobiphenyl	83		10-132

Eurofins TestAmerica, Canton
Target Compound Quantitation Report

Data File: \\chromna\Canton\ChromData\A2HP11\20191224-94529.b\P11122410.D
Lims ID: LCS 240-416577/16-A
Client ID:
Sample Type: LCS
Inject. Date: 24-Dec-2019 14:51:56 ALS Bottle#: 10 Worklist Smp#: 10
Injection Vol: 1.0 uL Dil. Factor: 1.0000
Sample Info: 240-0094529-010
Operator ID: Instrument ID: A2HP11

Method: \\chromna\Canton\ChromData\A2HP11\20191224-94529.b\PCB11 IS.m
Limit Group: GC 8082A IS
Last Update: 26-Dec-2019 07:32:01 Calib Date: 26-Sep-2019 19:27:31
Integrator: Falcon
Quant Method: Internal Standard Quant By: Initial Calibration
Last ICal File: \\chromna\Canton\ChromData\A2HP11\20190926-91426.b\P11092633.D

Column 1 : CLP-1 0.53mm ID (0.53 mm) Det: GC ECD1A
Column 2 : CLP-2 0.53mm ID (0.53 mm) Det: GC ecd2b
Process Host: CTX0332

Col	RT (min.)	Exp RT (min.)	Dlt RT (min.)	Response	Cal Amt ng/ul	OnCol Amt ng/ul	Flags
* 14 1-Bromo-2-nitrobenzene							
1	1.379	1.378	0.001	133832916	0.0500	0.0500	
2	1.817	1.817	0.000	186296077	0.0500	0.0500	
$ 2 Tetrachloro-m-xylene							
1	2.247	2.246	0.001	44895354	0.0200	0.0163	
2	3.123	3.123	0.000	63159238	0.0200	0.0151	
						RPD = 7.83	
6 PCB-1016							
1	2.766	2.765	0.001	32904771	1.00	0.6771	
1	3.321	3.320	0.001	64515990	1.00	0.7353	
1	3.988	3.991	-0.003	142608555	1.00	0.7319	
1	4.169	4.167	0.002	68540477	1.00	0.7771	
1	4.483	4.482	0.001	25563273	1.00	0.7602	
		Average of Peak Amounts =				0.7363	
2	3.981	3.980	0.001	48740341	1.00	0.6927	
2	4.551	4.550	0.001	98416539	1.00	0.7206	
2	5.105	5.104	0.001	241840767	1.00	0.8573	
2	5.258	5.258	0.000	98043552	1.00	0.7858	
2	5.534	5.533	0.001	52318832	1.00	0.7745	
		Average of Peak Amounts =				0.7662	
						RPD = 3.97	

Col	RT (min.)	Exp RT (min.)	Dlt RT (min.)	Response	Cal Amt ng/ul	OnCol Amt ng/ul	Flags
10 PCB-1260							
1	5.969	5.969	0.000	88604875	1.00	0.8002	
1	6.237	6.237	0.000	164316847	1.00	0.7922	
1	6.601	6.602	-0.001	100191031	1.00	0.7816	
1	7.101	7.101	0.000	279085951	1.00	0.8008	
1	7.341	7.343	-0.002	124537773	1.00	0.8112	
		Average of Peak Amounts =				0.7972	
2	7.186	7.186	0.000	166765239	1.00	0.8047	
2	7.497	7.498	-0.001	253773555	1.00	0.8196	
2	7.837	7.837	0.000	151650362	1.00	0.8030	
2	8.056	8.056	0.000	352042600	1.00	0.8033	
2	8.351	8.351	0.000	253183438	1.00	0.7850	
		Average of Peak Amounts =				0.8031	
						RPD = 0.74	
$ 12 DCB Decachlorobiphenyl							
1	8.271	8.270	0.001	51264833	0.0200	0.0166	
2	9.245	9.245	0.000	66352702	0.0200	0.0160	
						RPD = 3.89	

Reagents:

SGPCBISTD_00021 Amount Added: 5.00 Units: uL Run Reagent

Report Date: 26-Dec-2019 07:32:24 Chrom Revision: 2.3 15-Dec-2019 06:20:02

Eurofins TestAmerica, Canton

Data File: \\chromna\Canton\ChromData\A2HP11\20191224-94529.b\P11122410.D

Injection Date: 24-Dec-2019 14:51:56 Instrument ID: A2HP11 Operator ID:

Lims ID: LCS 240-416577/16-A Worklist Smp#: 10

Client ID:

Injection Vol: 1.0 uL Dil. Factor: 1.0000 ALS Bottle#: 10

Method: PCB11 IS Limit Group: GC 8082A IS

Column: CLP-1 0.53mm ID (0.53 mm) Y Scaling: Method Defined: Set to Absolute Y Value

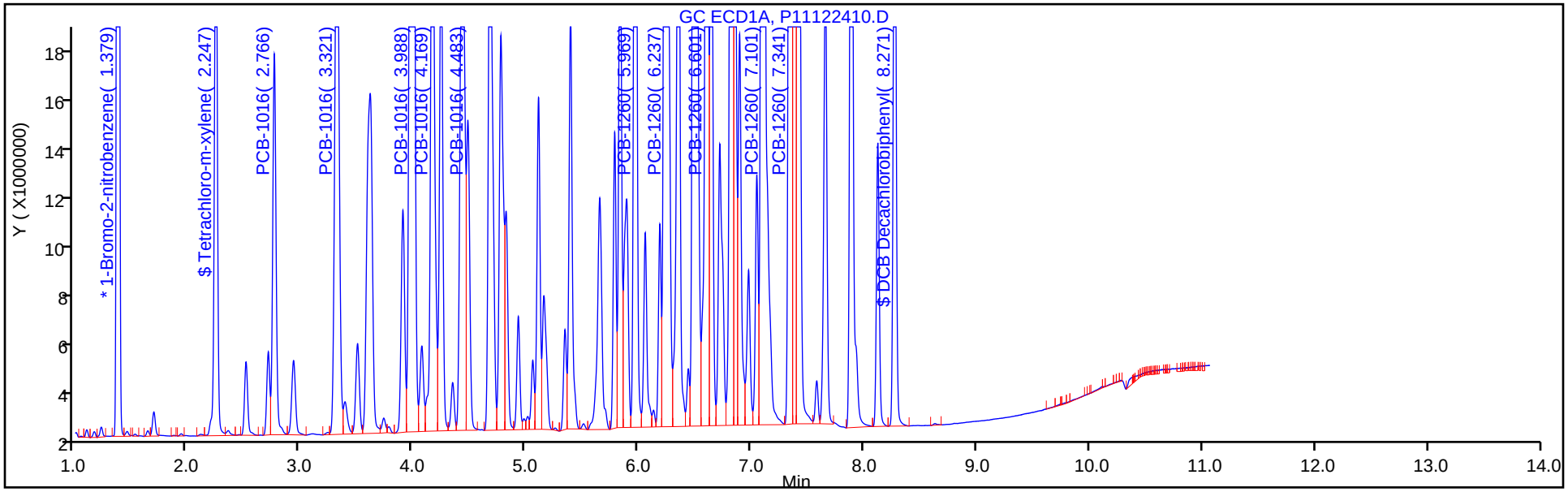

Column: CLP-2 0.53mm ID (0.53 mm) Y Scaling: Method Defined: Set to Absolute Y Value

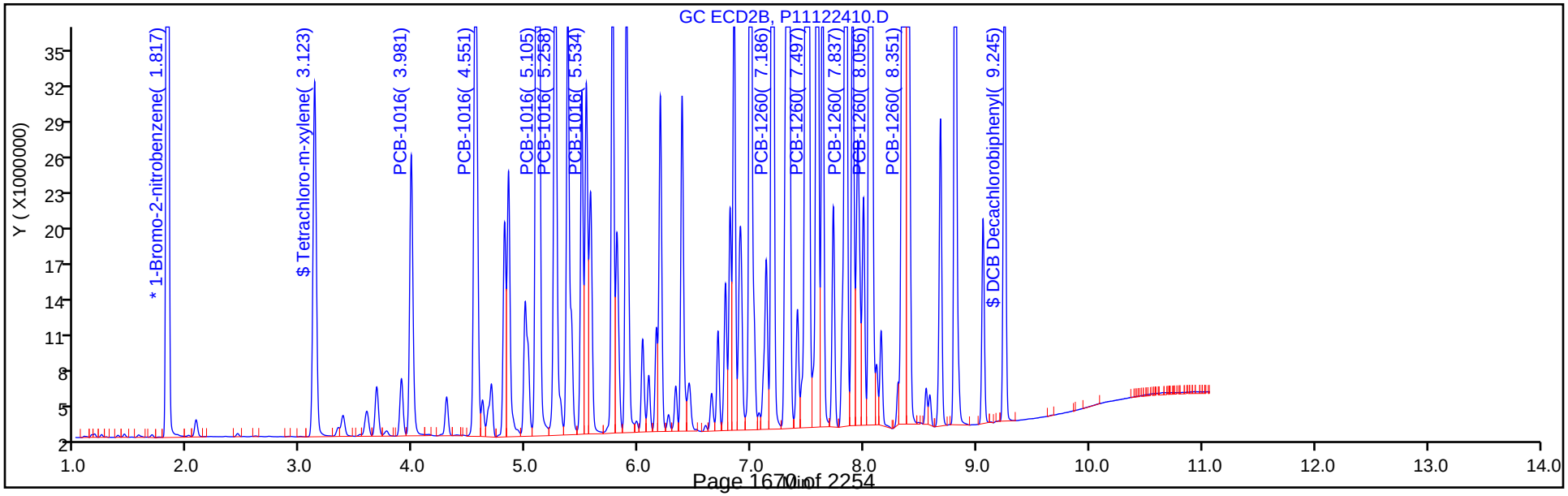

Eurofins TestAmerica, Canton
Recovery Report

Data File:	\\chromna\Canton\ChromData\A2HP11\20191224-94529.b\P11122410.D				
Lims ID:	LCS 240-416577/16-A				
Client ID:					
Sample Type:	LCS				
Inject. Date:	24-Dec-2019 14:51:56	ALS Bottle#:	10	Worklist Smp#:	10
Injection Vol:	1.0 uL	Dil. Factor:	1.0000		
Sample Info:	240-0094529-010				
Operator ID:		Instrument ID:	A2HP11		
Method:	\\chromna\Canton\ChromData\A2HP11\20191224-94529.b\PCB11 IS.m				
Limit Group:	GC 8082A IS				
Last Update:	26-Dec-2019 07:32:01	Calib Date:	26-Sep-2019 19:27:31		
Integrator:	Falcon				
Quant Method:	Internal Standard	Quant By:	Initial Calibration		
Last ICal File:	\\chromna\Canton\ChromData\A2HP11\20190926-91426.b\P11092633.D				
Column 1 :	CLP-1 0.53mm ID (0.53 mm)		Det: GC ECD1A		
Column 2 :	CLP-2 0.53mm ID (0.53 mm)		Det: GC ecd2b		
Process Host:	CTX0332				

Surrogate Recovery, Detector: GC ECD1A

Compound	Amount Added	Amount Recovered	% Rec.
$ 2 Tetrachloro-m-xylene	0.0200	0.0163	81.65
$ 12 DCB Decachlorobiphenyl	0.0200	0.0166	83.00

Surrogate Recovery, Detector: GC ecd2b

Compound	Amount Added	Amount Recovered	% Rec.
$ 2 Tetrachloro-m-xylene	0.0200	0.0151	75.49
$ 12 DCB Decachlorobiphenyl	0.0200	0.0160	79.84

Report Date: 26-Dec-2019 07:32:24 Chrom Revision: 2.3 15-Dec-2019 06:20:02

Eurofins TestAmerica, Canton

Data File: \\chromna\Canton\ChromData\A2HP11\20191224-94529.b\P11122410.D

Injection Date: 24-Dec-2019 14:51:56 Instrument ID: A2HP11

Lims ID: LCS 240-416577/16-A

Client ID:

Operator ID: ALS Bottle#: 10 Worklist Smp#: 10

Injection Vol: 1.0 uL Dil. Factor: 1.0000

Method: PCB11 IS Limit Group: GC 8082A IS

Column: CLP-1 0.53mm ID (0.53 mm) Detector GC ECD1A

6 PCB-1016, CAS: 12674-11-2

Calibration Sample, Level: 6

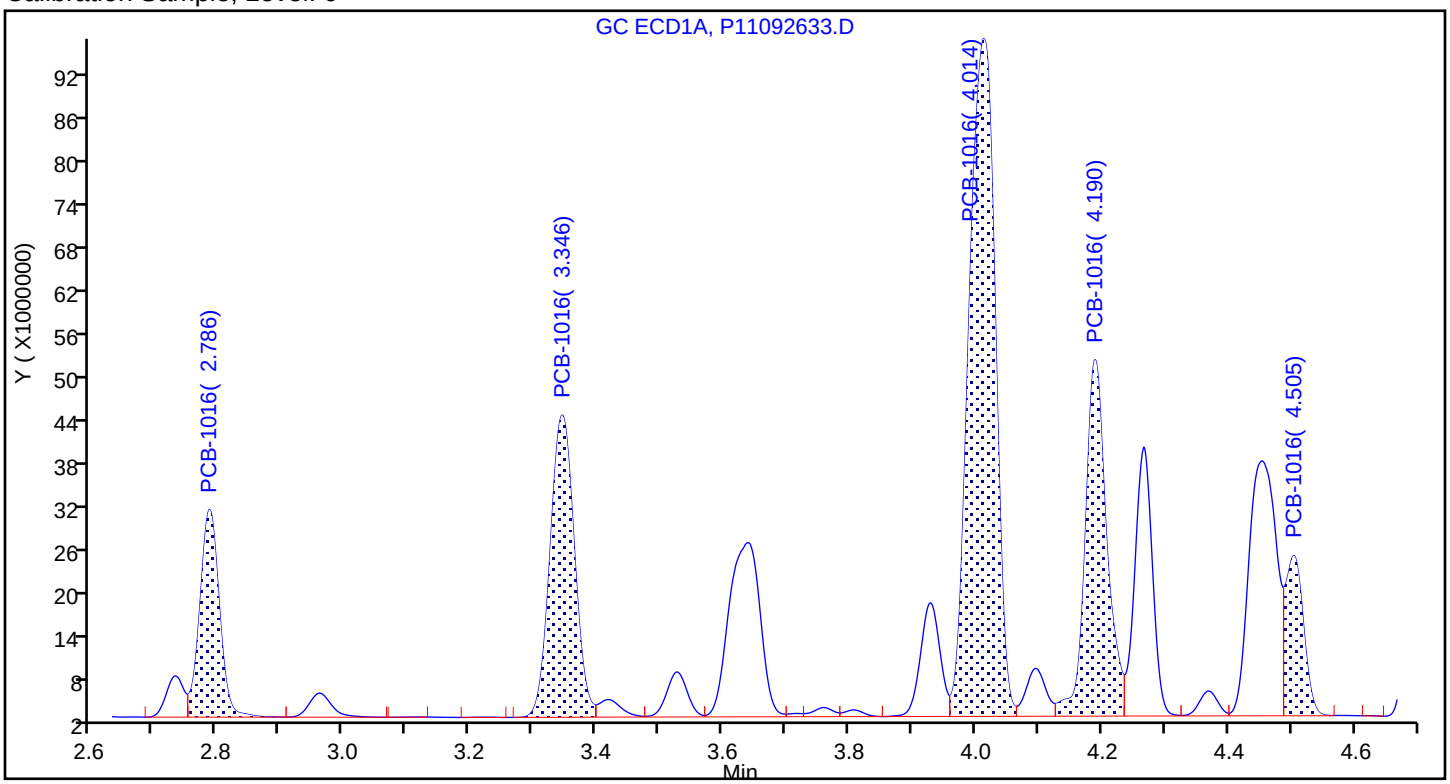

Sample

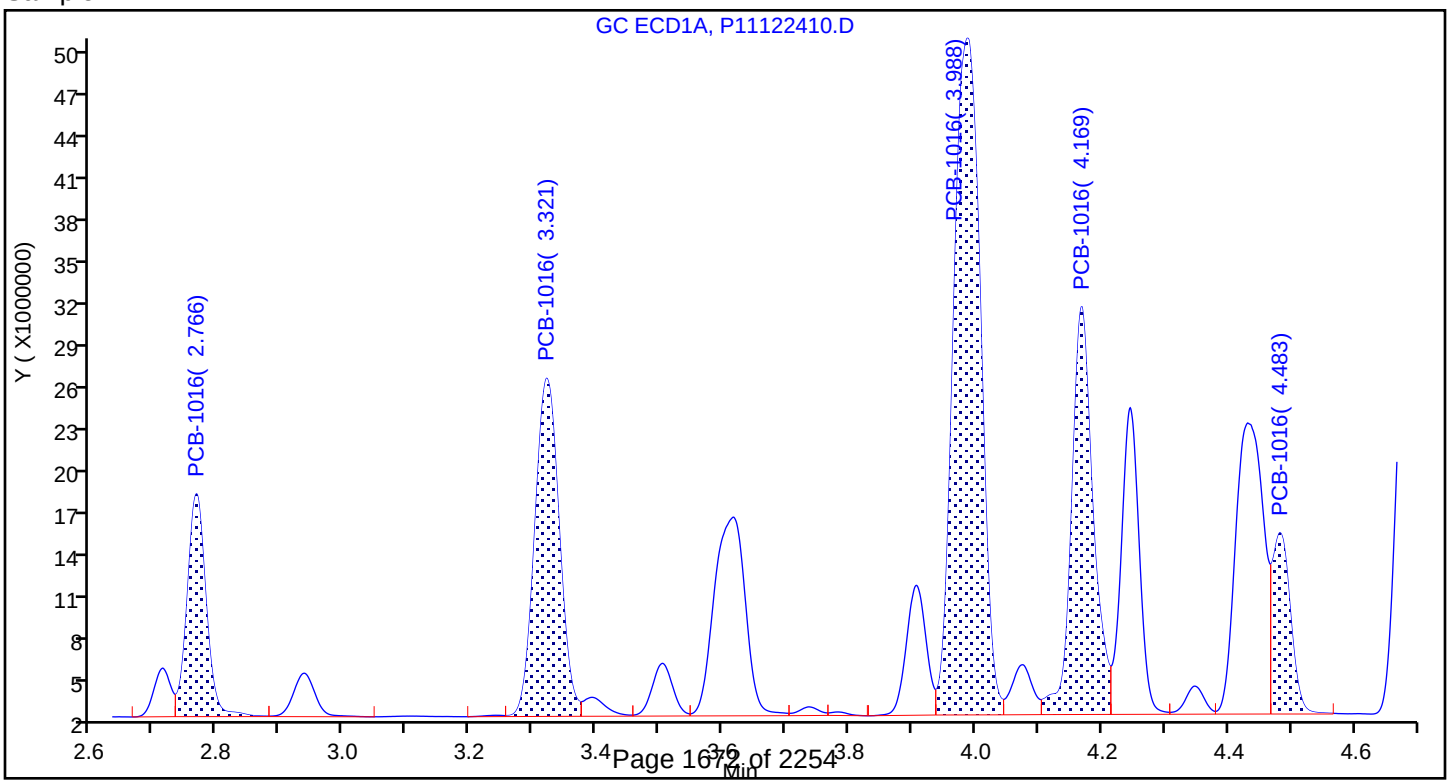

Report Date: 26-Dec-2019 07:32:25 Chrom Revision: 2.3 15-Dec-2019 06:20:02

Eurofins TestAmerica, Canton

Data File: \\chromna\Canton\ChromData\A2HP11\20191224-94529.b\P11122410.D

Injection Date: 24-Dec-2019 14:51:56 Instrument ID: A2HP11

Lims ID: LCS 240-416577/16-A

Client ID:

Operator ID: ALS Bottle#: 10 Worklist Smp#: 10

Injection Vol: 1.0 uL Dil. Factor: 1.0000

Method: PCB11 IS Limit Group: GC 8082A IS

Column: CLP-1 0.53mm ID (0.53 mm) Detector GC ECD1A

10 PCB-1260, CAS: 11096-82-5

Calibration Sample, Level: 6

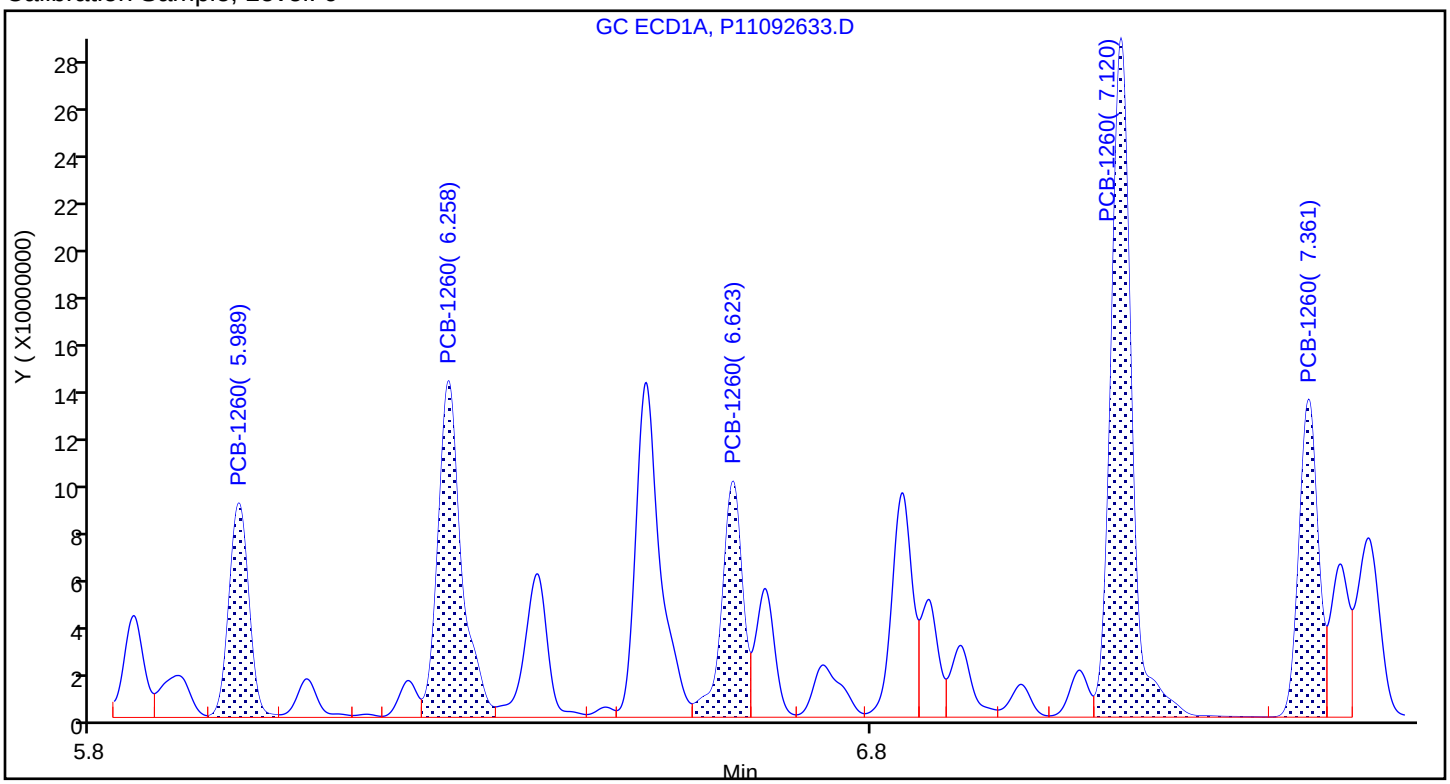

Sample

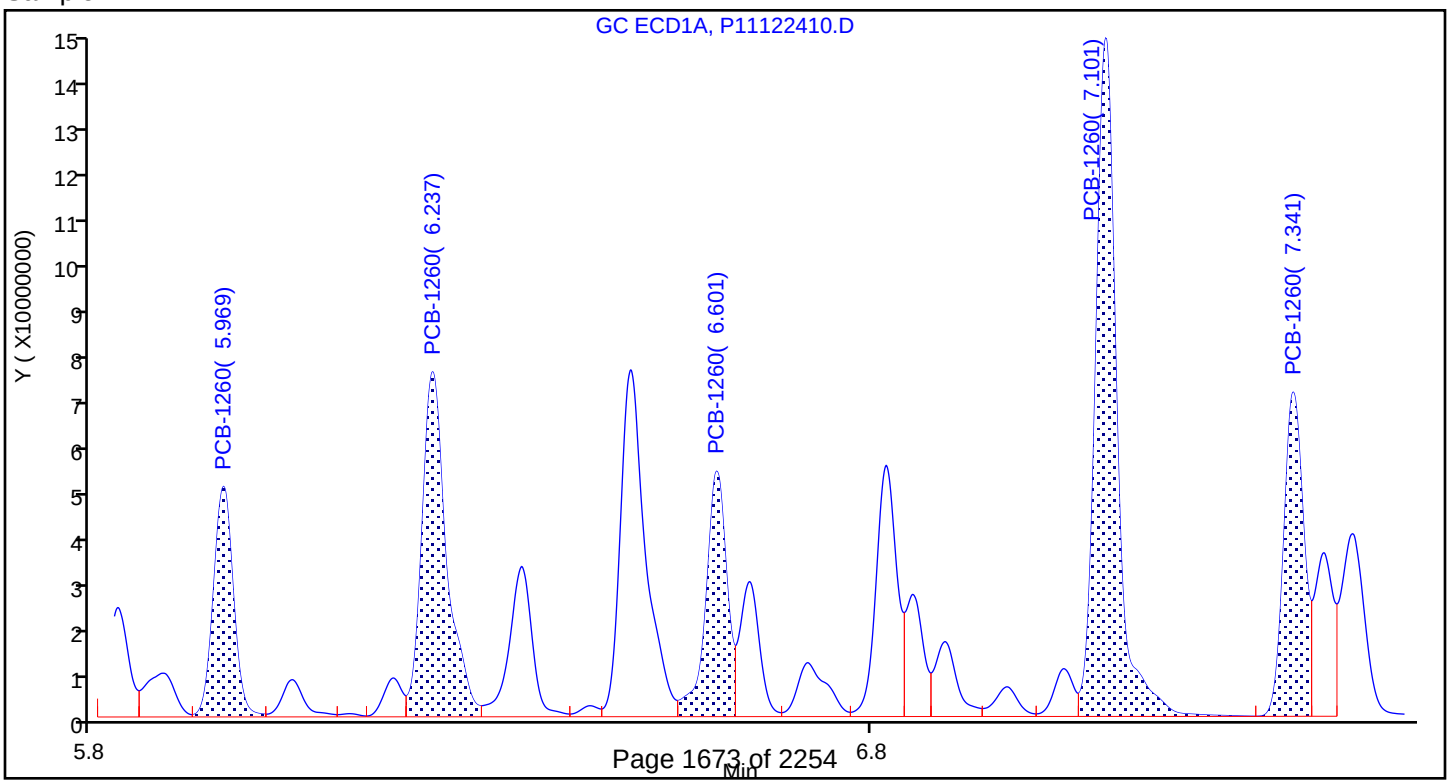

FORM I
PCBS ORGANICS ANALYSIS DATA SHEET

Lab Name: Eurofins TestAmerica, Canton Job No.: 240-124062-1

SDG No.:

Client Sample ID: Lab Sample ID: LCS 240-417140/19-A

Matrix: Water Lab File ID: P12122710.D

Analysis Method: 8082A Date Collected:

Extraction Method: 3510C Date Extracted: 12/24/2019 13:01

Sample wt/vol: 1000(mL) Date Analyzed: 12/27/2019 10:17

Con. Extract Vol.: 2(mL) Dilution Factor: 1

Injection Volume: 1(uL) GC Column: CLP-1 (0.53mm) ID: 0.53(mm)

% Moisture: GPC Cleanup:(Y/N) N

Analysis Batch No.: 417350 Units: ug/L

CAS NO.	COMPOUND NAME	RESULT	Q	RL	MDL
12674-11-2	Aroclor-1016	2.06		0.10	0.056
11096-82-5	Aroclor-1260	1.82		0.10	0.046

CAS NO.	SURROGATE	%REC	Q	LIMITS
877-09-8	Tetrachloro-m-xylene	78		22-120
2051-24-3	DCB Decachlorobiphenyl	76		10-120

Eurofins TestAmerica, Canton
Target Compound Quantitation Report

Data File: \\chromna\Canton\ChromData\A2HP12\20191227-94573.b\P12122710.D
Lims ID: LCS 240-417140/19-A
Client ID:
Sample Type: LCS
Inject. Date: 27-Dec-2019 10:17:40 ALS Bottle#: 10 Worklist Smp#: 10
Injection Vol: 1.0 uL Dil. Factor: 1.0000
Sample Info: 240-0094573-010
Operator ID: Instrument ID: A2HP12

Method: \\chromna\Canton\ChromData\A2HP12\20191227-94573.b\PCB12IS.m
Limit Group: GC 8082A IS
Last Update: 28-Dec-2019 07:48:22 Calib Date: 23-Sep-2019 23:14:55
Integrator: Falcon
Quant Method: Internal Standard Quant By: Initial Calibration
Last ICal File: \\chromna\Canton\ChromData\A2HP12\20190923-91295.b\P12092333.D

Column 1 : Det: GC ECD1A
Column 2 : Det: GC ecd2b
Process Host: CTX0321

First Level Reviewer: coastc Date: 27-Dec-2019 10:56:13

Col	RT (min.)	Exp RT (min.)	Dlt RT (min.)	Response	Cal Amt ng/ul	OnCol Amt ng/ul	Flags
* 14 1-Bromo-2-nitrobenzene							
1	2.750	2.748	0.003	80043849	0.0500	0.0500	
2	3.259	3.258	0.002	92014450	0.0500	0.0500	
$ 2 Tetrachloro-m-xylene							
1	4.148	4.146	0.002	114469408	0.1000	0.0781	
2	4.943	4.941	0.002	140103830	0.1000	0.0777	
						RPD = 0.51	
6 PCB-1016							
1	4.844	4.843	0.001	38459152	1.25	1.56	E
1	5.416	5.415	0.001	40760636	1.25	1.00	
1	6.083	6.095	-0.012	81883316	1.25	0.7415	
1	6.279	6.280	-0.001	42683718	1.25	0.9107	
1	6.622	6.624	-0.002	17280319	1.25	0.9282	
		Average of Peak Amounts =				1.03	
2	5.814	5.814	0.000	42159441	1.25	1.36	
2	6.431	6.430	0.001	55959176	1.25	0.9006	
2	7.064	7.064	0.000	137363457	1.25	1.00	
2	7.244	7.245	-0.001	56236323	1.25	1.02	
2	7.575	7.576	-0.001	29879833	1.25	0.9449	
		Average of Peak Amounts =				1.05	
						RPD = 1.73	

Col	RT (min.)	Exp RT (min.)	Dlt RT (min.)	Response	Cal Amt ng/ul	OnCol Amt ng/ul	Flags
10 PCB-1260							
1	8.382	8.385	-0.003	54347019	1.25	0.8690	
1	8.721	8.722	-0.001	104011825	1.25	1.03	
1	9.046	9.049	-0.003	109584760	1.25	0.9512	
1	9.839	9.840	-0.001	140861929	1.25	0.8590	
1	10.158	10.161	-0.003	71052151	1.25	0.8481	
		Average of Peak Amounts =				0.9108	
2	9.413	9.415	-0.002	71387058	1.25	0.8662	
2	9.671	9.672	-0.001	88639906	1.25	0.9769	
2	10.081	10.082	-0.001	130672984	1.25	1.01	
2	10.824	10.826	-0.002	183427933	1.25	1.01	
2	11.204	11.204	0.000	126752421	1.25	0.9811	
		Average of Peak Amounts =				0.9678	
						RPD = 6.08	
$ 12 DCB Decachlorobiphenyl							
1	11.363	11.365	-0.002	110223799	0.1000	0.0758	
2	12.304	12.304	0.000	130750121	0.1000	0.0843	
						RPD = 10.54	

QC Flag Legend

Processing Flags

E - Exceeded Maximum Amount

Reagents:

SGPCBISTD_00021 Amount Added: 5.00 Units: uL Run Reagent

Report Date: 28-Dec-2019 07:48:49 Chrom Revision: 2.3 15-Dec-2019 06:20:02

Eurofins TestAmerica, Canton

Data File: \\chromna\Canton\ChromData\A2HP12\20191227-94573.b\P12122710.D

Injection Date:	27-Dec-2019 10:17:40	Instrument ID:	A2HP12	Operator ID:	
Lims ID:	LCS 240-417140/19-A			Worklist Smp#:	10
Client ID:					
Injection Vol:	1.0 uL	Dil. Factor:	1.0000	ALS Bottle#:	10
Method:	PCB12IS	Limit Group:	GC 8082A IS		

Y Scaling: Method Defined: Set to Absolute Y Value

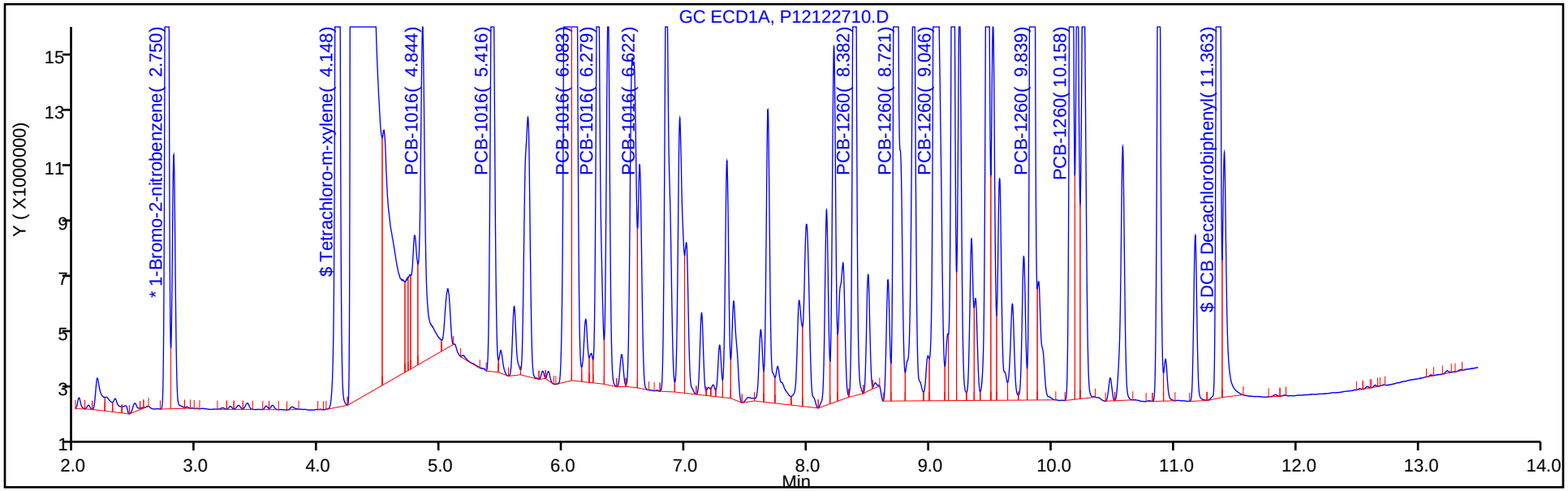

Y Scaling: Method Defined: Set to Absolute Y Value

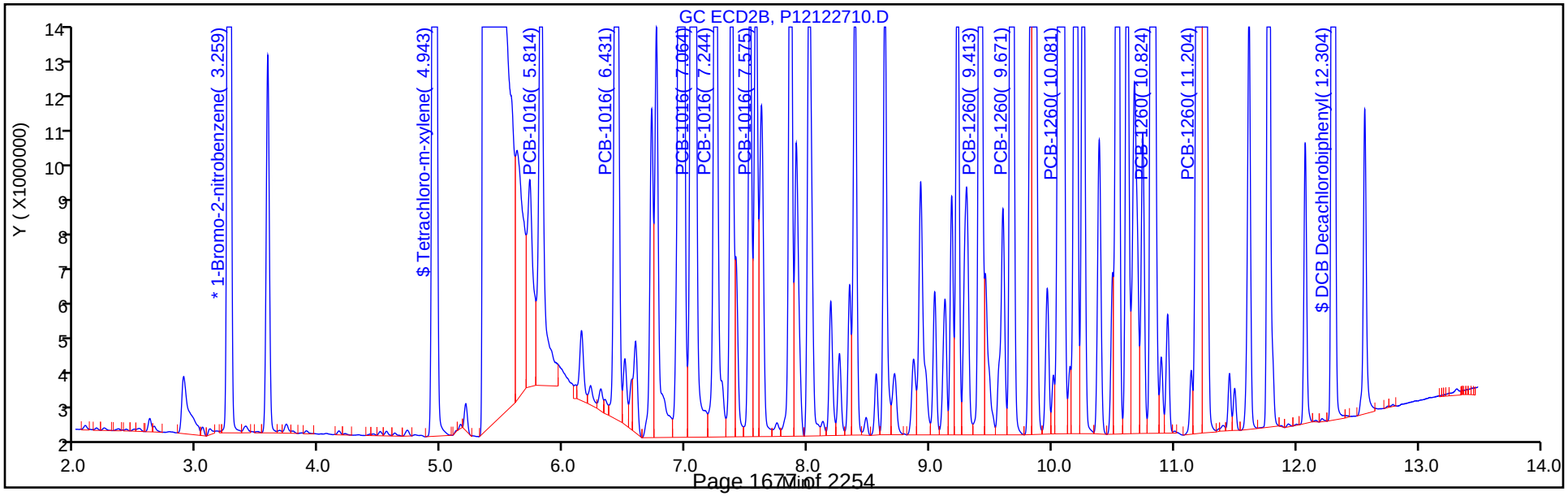

Eurofins TestAmerica, Canton
Recovery Report

Data File: \\chromna\Canton\ChromData\A2HP12\20191227-94573.b\P12122710.D
Lims ID: LCS 240-417140/19-A
Client ID:
Sample Type: LCS
Inject. Date: 27-Dec-2019 10:17:40 ALS Bottle#: 10 Worklist Smp#: 10
Injection Vol: 1.0 uL Dil. Factor: 1.0000
Sample Info: 240-0094573-010
Operator ID: Instrument ID: A2HP12

Method: \\chromna\Canton\ChromData\A2HP12\20191227-94573.b\PCB12IS.m
Limit Group: GC 8082A IS
Last Update: 28-Dec-2019 07:48:22 Calib Date: 23-Sep-2019 23:14:55
Integrator: Falcon
Quant Method: Internal Standard Quant By: Initial Calibration
Last ICal File: \\chromna\Canton\ChromData\A2HP12\20190923-91295.b\P12092333.D

Column 1 : Det: GC ECD1A
Column 2 : Det: GC ecd2b
Process Host: CTX0321

First Level Reviewer: coastc Date: 27-Dec-2019 10:56:13

Surrogate Recovery, Detector: GC ECD1A

Compound	Amount Added	Amount Recovered	% Rec.
$ 2 Tetrachloro-m-xylene	0.1000	0.0781	78.11
$ 12 DCB Decachlorobiphenyl	0.1000	0.0758	75.83

Surrogate Recovery, Detector: GC ecd2b

Compound	Amount Added	Amount Recovered	% Rec.
$ 2 Tetrachloro-m-xylene	0.1000	0.0777	77.71
$ 12 DCB Decachlorobiphenyl	0.1000	0.0843	84.27

Report Date: 28-Dec-2019 07:48:49 Chrom Revision: 2.3 15-Dec-2019 06:20:02

Eurofins TestAmerica, Canton

Data File: \\chromna\Canton\ChromData\A2HP12\20191227-94573.b\P12122710.D

Injection Date: 27-Dec-2019 10:17:40 Instrument ID: A2HP12

Lims ID: LCS 240-417140/19-A

Client ID:

Operator ID: ALS Bottle#: 10 Worklist Smp#: 10

Injection Vol: 1.0 uL Dil. Factor: 1.0000

Method: PCB12IS Limit Group: GC 8082A IS

Column: Detector GC ECD1A

6 PCB-1016, CAS: 12674-11-2

Calibration Sample, Level: 6

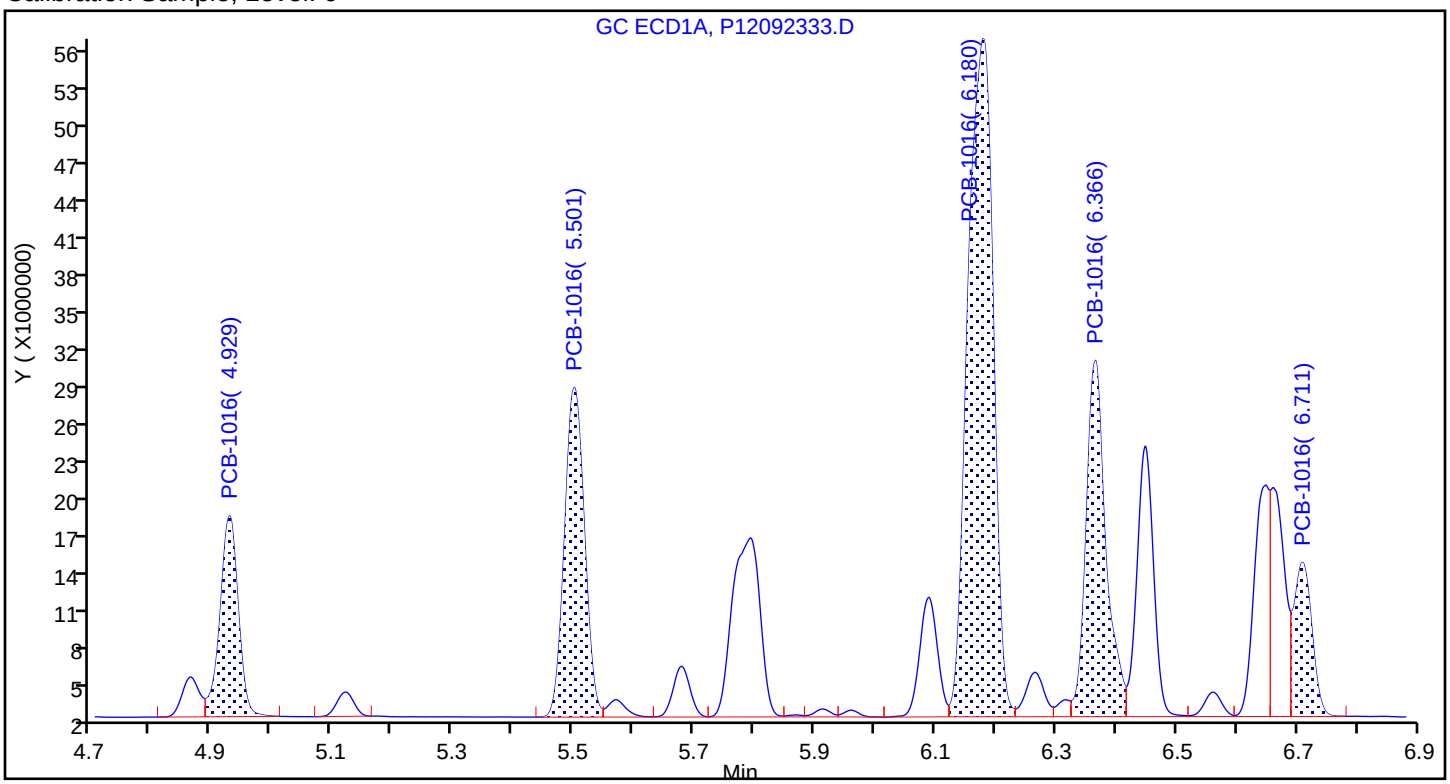

Sample

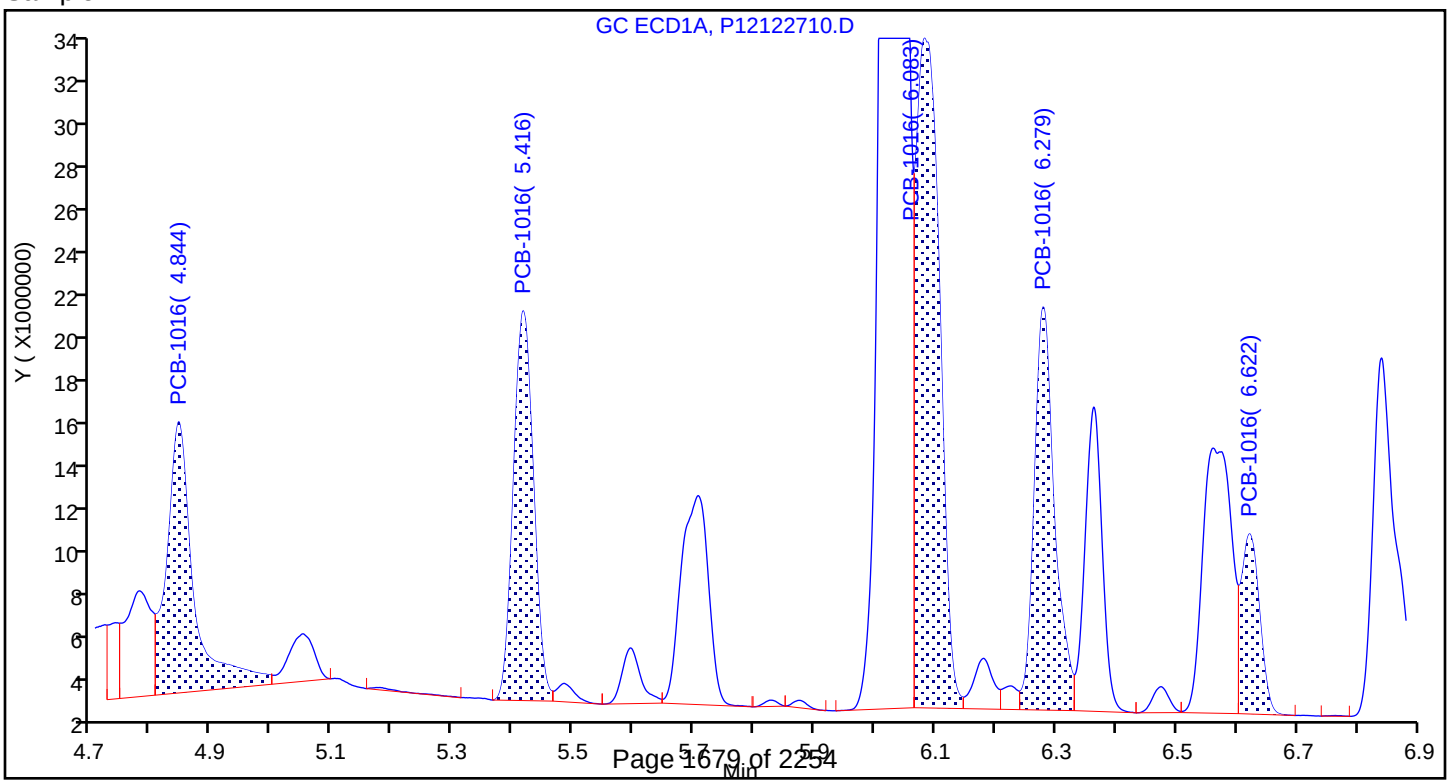

Report Date: 28-Dec-2019 07:48:50 Chrom Revision: 2.3 15-Dec-2019 06:20:02

Eurofins TestAmerica, Canton

Data File: \\chromna\Canton\ChromData\A2HP12\20191227-94573.b\P12122710.D

Injection Date: 27-Dec-2019 10:17:40 Instrument ID: A2HP12

Lims ID: LCS 240-417140/19-A

Client ID:

Operator ID: ALS Bottle#: 10 Worklist Smp#: 10

Injection Vol: 1.0 uL Dil. Factor: 1.0000

Method: PCB12IS Limit Group: GC 8082A IS

Column: Detector GC ECD1A

10 PCB-1260, CAS: 11096-82-5

Calibration Sample, Level: 6

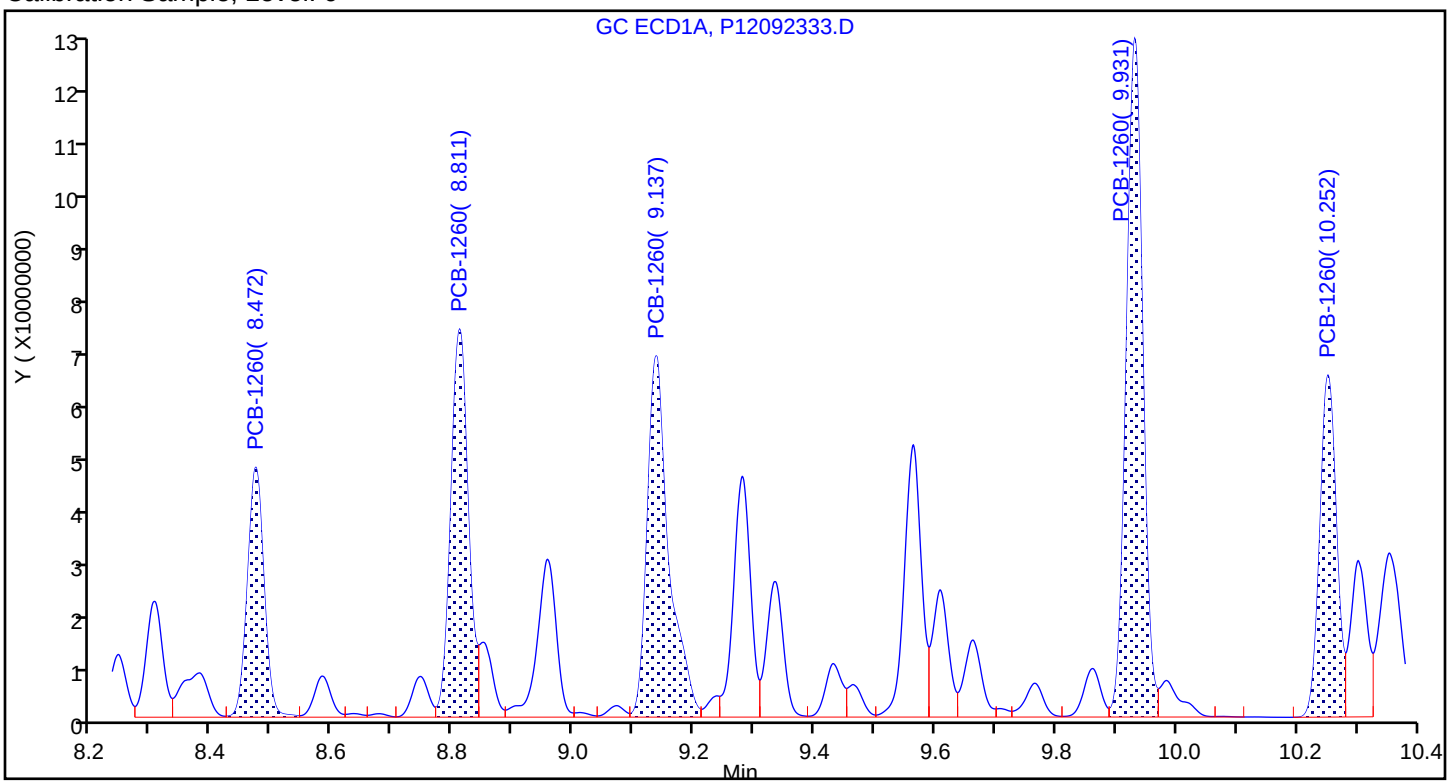

Sample

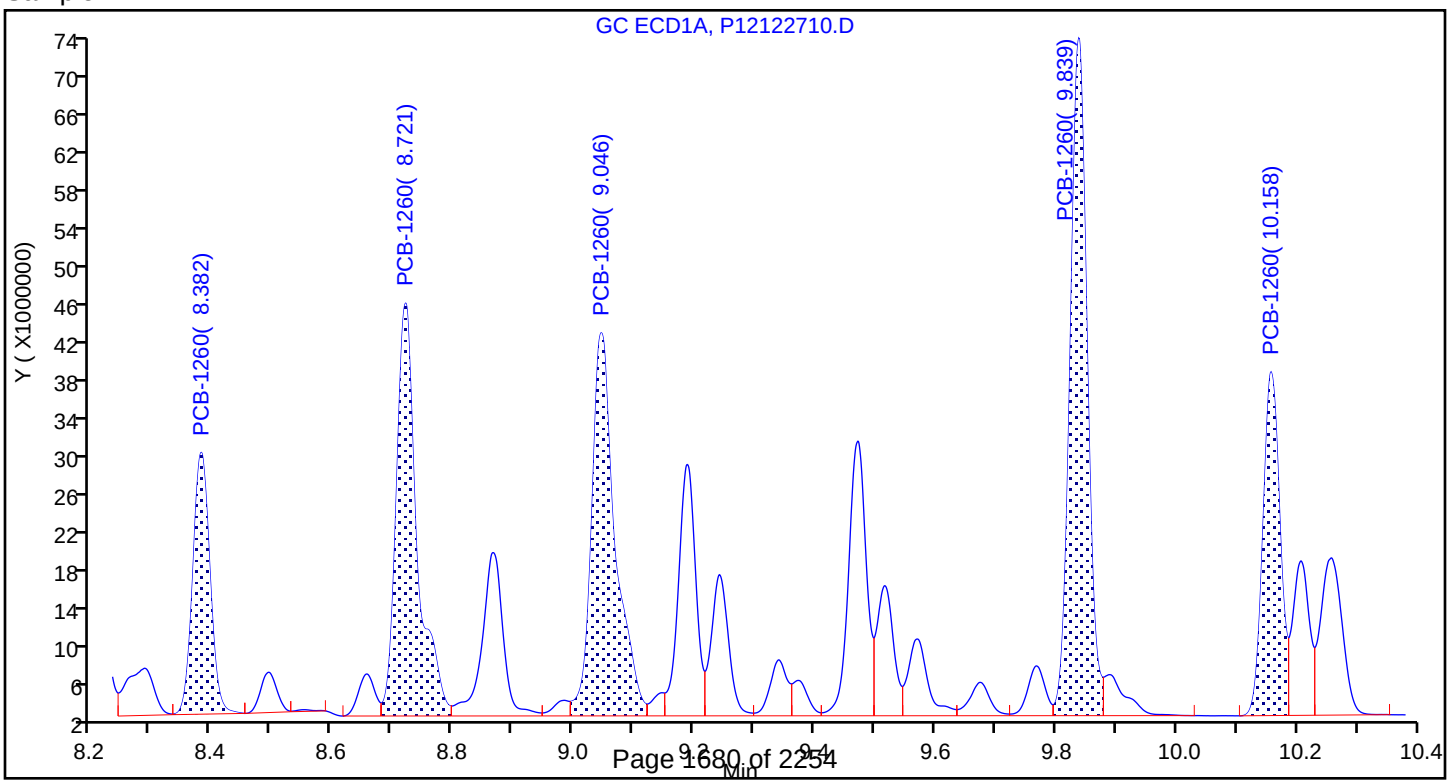

FORM I
PCBS ORGANICS ANALYSIS DATA SHEET

Lab Name: Eurofins TestAmerica, Canton Job No.: 240-124062-1

SDG No.:

Client Sample ID: Lab Sample ID: 240-124017-C-32-C MS

Matrix: Solid Lab File ID: P11122419.D

Analysis Method: 8082A Date Collected:

Extraction Method: 3540C Date Extracted: 12/20/2019 09:12

Sample wt/vol: 10.01(g) Date Analyzed: 12/24/2019 17:03

Con. Extract Vol.: 10(mL) Dilution Factor: 1

Injection Volume: 1(uL) GC Column: CLP-1 (0.53mm) ID: 0.53(mm)

% Moisture: 59.3 GPC Cleanup:(Y/N) N

Analysis Batch No.: 417104 Units: ug/Kg

CAS NO.	COMPOUND NAME	RESULT	Q	RL	MDL
12674-11-2	Aroclor-1016	1540		120	54
11104-28-2	Aroclor-1221	59	U	120	59
11141-16-5	Aroclor-1232	56	U	120	56
53469-21-9	Aroclor-1242	47	U	120	47
12672-29-6	Aroclor-1248	59	U	120	59
11097-69-1	Aroclor-1254	56	U	120	56
11096-82-5	Aroclor-1260	1580		120	54
37324-23-5	Aroclor-1262	76	U	120	76
11100-14-4	Aroclor-1268	56	U	120	56

CAS NO.	SURROGATE	%REC	Q	LIMITS
877-09-8	Tetrachloro-m-xylene	79		14-128
2051-24-3	DCB Decachlorobiphenyl	120		10-132

Eurofins TestAmerica, Canton
Target Compound Quantitation Report

Data File: \\chromna\Canton\ChromData\A2HP11\20191224-94529.b\P11122419.D
Lims ID: 240-124017-C-32-C MS
Client ID:
Sample Type: MS
Inject. Date: 24-Dec-2019 17:03:27 ALS Bottle#: 19 Worklist Smp#: 19
Injection Vol: 1.0 uL Dil. Factor: 1.0000
Sample Info: 240-0094529-019
Operator ID: Instrument ID: A2HP11

Method: \\chromna\Canton\ChromData\A2HP11\20191224-94529.b\PCB11 IS.m
Limit Group: GC 8082A IS
Last Update: 26-Dec-2019 07:32:01 Calib Date: 26-Sep-2019 19:27:31
Integrator: Falcon
Quant Method: Internal Standard Quant By: Initial Calibration
Last ICal File: \\chromna\Canton\ChromData\A2HP11\20190926-91426.b\P11092633.D

Column 1 : CLP-1 0.53mm ID (0.53 mm) Det: GC ECD1A
Column 2 : CLP-2 0.53mm ID (0.53 mm) Det: GC ecd2b
Process Host: CTX0332

First Level Reviewer: hassl Date: 26-Dec-2019 07:31:18

Col	RT (min.)	Exp RT (min.)	Dlt RT (min.)	Response	Cal Amt ng/ul	OnCol Amt ng/ul	Flags
S 1 Polychlorinated biphenyls, Total							
1		1.000				ND	
* 14 1-Bromo-2-nitrobenzene							
1	1.380	1.378	0.002	111192773	0.0500	0.0500	
2	1.818	1.817	0.001	159565621	0.0500	0.0500	
$ 2 Tetrachloro-m-xylene							
1	2.250	2.246	0.004	36274272	0.0200	0.0159	
2	3.125	3.123	0.002	47734792	0.0200	0.0133	
						RPD = 17.59	
3 PCB-1221							U
1		2.514				ND	
1		2.713					
1		2.765					
2		3.674					
2		3.894					
2		3.982					

Col	RT (min.)	Exp RT (min.)	Dlt RT (min.)	Response	Cal Amt ng/ul	OnCol Amt ng/ul	Flags
6 PCB-1016							M
1	2.769	2.765	0.004	24599350	1.00	0.6093	
1	3.324	3.320	0.004	46977539	1.00	0.6444	M
1	3.994	3.991	0.003	102477332	1.00	0.6330	M
1	4.170	4.167	0.003	47844288	1.00	0.6529	M
1	4.485	4.482	0.003	16891112	1.00	0.6046	M
		Average of Peak Amounts =				0.6288	
2	3.981	3.980	0.001	35698910	1.00	0.5923	
2	4.552	4.550	0.002	72536522	1.00	0.6201	M
2	5.105	5.104	0.001	167030765	1.00	0.6913	M
2	5.260	5.258	0.002	66188441	1.00	0.6193	M
2	5.535	5.533	0.002	37242524	1.00	0.6436	M
		Average of Peak Amounts =				0.6333	
						RPD = 0.71	
4 PCB-1232							MU
1		2.765				ND	
1		3.320					
1		3.990					
1		4.168					
1		4.483					
2		3.980					
2		4.551					
2		5.104					
2		5.258					
2		5.534					
5 PCB-1242							MU
1		2.766				ND	
1		3.321					
1		3.991					
1		4.168					
1		4.483					
2		3.981					
2		4.551					
2		5.104					
2		5.258					
2		5.534					
7 PCB-1248							MU
1		3.319				ND	
1		4.679					
1		5.386					
1		5.786					
1		6.311					
2		4.549					
2		5.102					
2		5.891					
2		6.196					
2		6.811					

Col	RT (min.)	Exp RT (min.)	Dlt RT (min.)	Response	Cal Amt ng/ul	OnCol Amt ng/ul	Flags
8 PCB-1254							MU
1		5.394				ND	
1		5.786					
1		6.058					
1		6.236					
1		6.493					
2		6.191					
2		6.384					
2		6.809					
2		7.022					
2		7.500					
10 PCB-1260							M
1	5.970	5.969	0.001	59986016	1.00	0.6521	M
1	6.238	6.237	0.001	116544370	1.00	0.6763	M
1	6.602	6.602	0.000	65509605	1.00	0.6151	M
1	7.100	7.101	-0.001	177689252	1.00	0.6137	M
1	7.340	7.343	-0.003	84243668	1.00	0.6605	M
		Average of Peak Amounts =				0.6435	
2	7.186	7.186	0.000	112066966	1.00	0.6314	M
2	7.499	7.498	0.001	177459189	1.00	0.6691	M
2	7.838	7.837	0.001	101892445	1.00	0.6299	M
2	8.056	8.056	0.000	249172973	1.00	0.6639	M
2	8.350	8.351	-0.001	173853902	1.00	0.6293	M
		Average of Peak Amounts =				0.6447	
						RPD = 0.19	
9 PCB-1262							MU
1		5.970				ND	
1		6.602					
1		6.819					
1		7.100					
1		7.381					
2		7.187					
2		7.584					
2		7.838					
2		8.056					
2		8.350					
11 PCB-1268							MU
1		7.381				ND	
1		7.412					
1		7.578					
1		7.886					
1		8.121					
2		8.348					
2		8.384					
2		8.582					
2		8.808					
2		9.056					
$ 12 DCB Decachlorobiphenyl							
1	8.268	8.270	-0.002	61027686	0.0200	0.0241	
2	9.245	9.245	0.000	52081500	0.0200	0.0146	
						RPD = 49.15	

Col	RT (min.)	Exp RT (min.)	Dlt RT (min.)	Response	Cal Amt ng/ul	OnCol Amt ng/ul	Flags
16 1260 Res 1							
1		7.343				ND	
2		10.391					
13 1260 Res 2							M
1	7.379	7.380	-0.001	40044415		NR	M
2	10.370	10.371	-0.002	42243514		NR	
15 1260 Res 3							
1		7.418				ND	
2		1.759					

QC Flag Legend

Processing Flags
NR - Missing Quant Standard
Review Flags
M - Manually Integrated
U - Marked Undetected

Reagents:

SGPCBISTD_00021 Amount Added: 5.00 Units: uL Run Reagent

Report Date: 26-Dec-2019 07:32:49 Chrom Revision: 2.3 15-Dec-2019 06:20:02

Eurofins TestAmerica, Canton

Data File: \\chromna\Canton\ChromData\A2HP11\20191224-94529.b\P11122419.D

Injection Date: 24-Dec-2019 17:03:27 Instrument ID: A2HP11 Operator ID:

Lims ID: 240-124017-C-32-C MS Worklist Smp#: 19

Client ID:

Injection Vol: 1.0 uL Dil. Factor: 1.0000 ALS Bottle#: 19

Method: PCB11 IS Limit Group: GC 8082A IS

Column: CLP-1 0.53mm ID (0.53 mm) Y Scaling: Method Defined: Set to Absolute Y Value

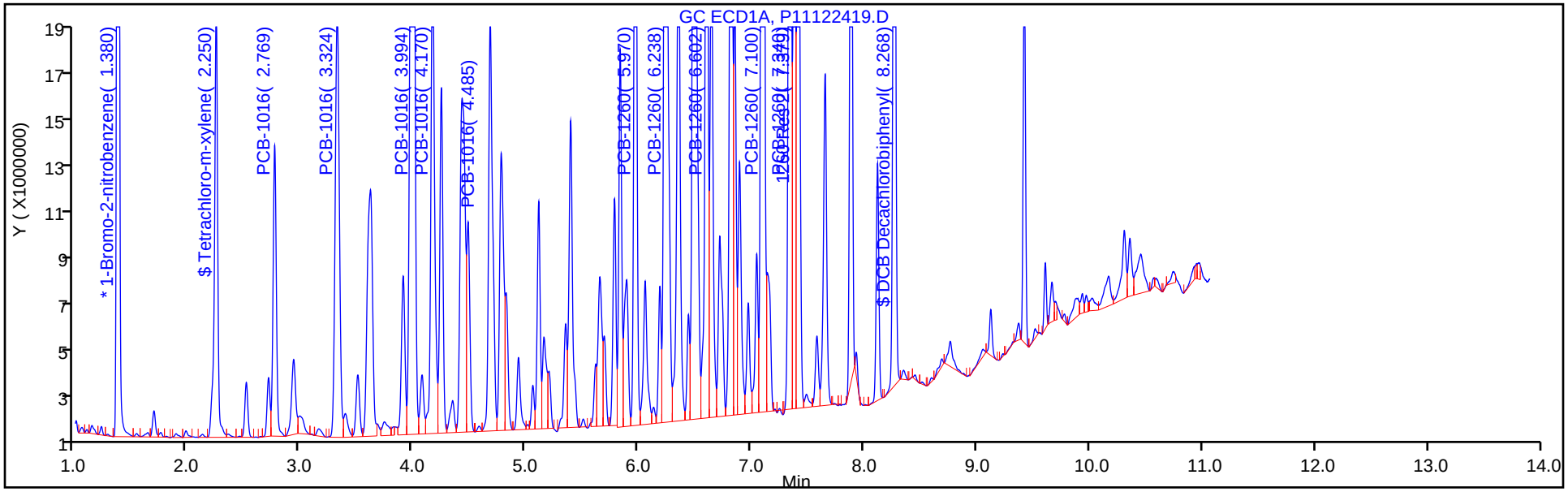

Column: CLP-2 0.53mm ID (0.53 mm) Y Scaling: Method Defined: Set to Absolute Y Value

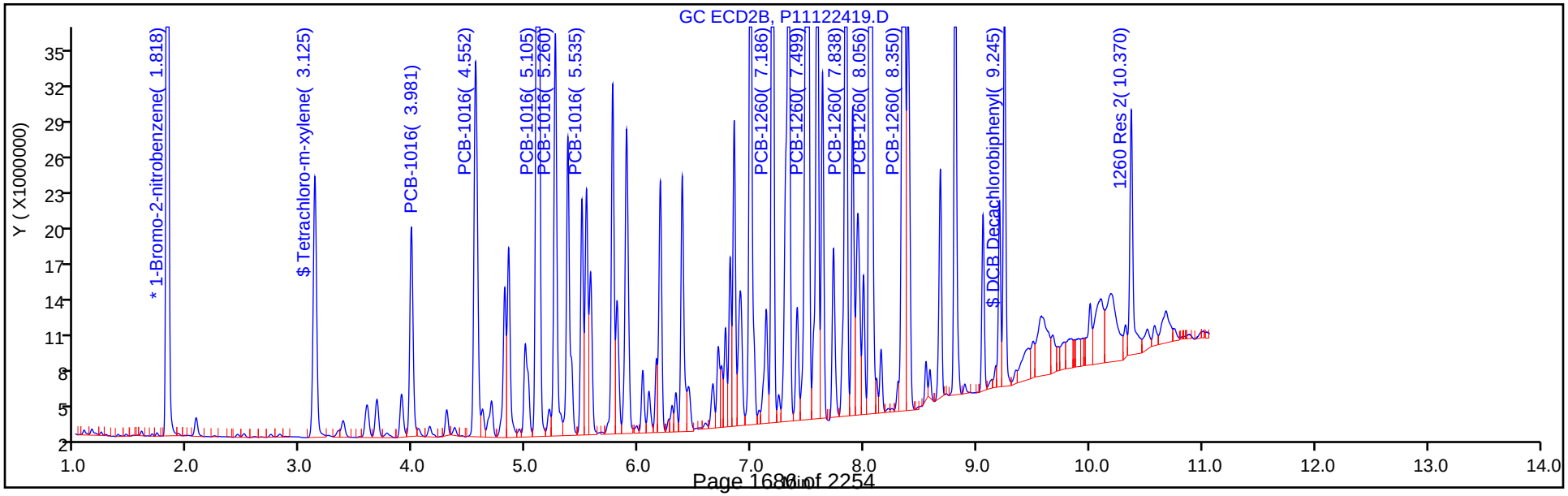

Eurofins TestAmerica, Canton
Recovery Report

Data File: \\chromna\Canton\ChromData\A2HP11\20191224-94529.b\P11122419.D
Lims ID: 240-124017-C-32-C MS
Client ID:
Sample Type: MS
Inject. Date: 24-Dec-2019 17:03:27 ALS Bottle#: 19 Worklist Smp#: 19
Injection Vol: 1.0 uL Dil. Factor: 1.0000
Sample Info: 240-0094529-019
Operator ID: Instrument ID: A2HP11

Method: \\chromna\Canton\ChromData\A2HP11\20191224-94529.b\PCB11 IS.m
Limit Group: GC 8082A IS
Last Update: 26-Dec-2019 07:32:01 Calib Date: 26-Sep-2019 19:27:31
Integrator: Falcon
Quant Method: Internal Standard Quant By: Initial Calibration
Last ICal File: \\chromna\Canton\ChromData\A2HP11\20190926-91426.b\P11092633.D

Column 1 : CLP-1 0.53mm ID (0.53 mm) Det: GC ECD1A
Column 2 : CLP-2 0.53mm ID (0.53 mm) Det: GC ecd2b
Process Host: CTX0332

First Level Reviewer: hassl Date: 26-Dec-2019 07:31:18

Surrogate Recovery, Detector: GC ECD1A

Compound	Amount Added	Amount Recovered	% Rec.
$ 2 Tetrachloro-m-xylene	0.0200	0.0159	79.35
$ 12 DCB Decachlorobiphenyl	0.0200	0.0241	120.35

Surrogate Recovery, Detector: GC ecd2b

Compound	Amount Added	Amount Recovered	% Rec.
$ 2 Tetrachloro-m-xylene	0.0200	0.0133	66.52
$ 12 DCB Decachlorobiphenyl	0.0200	0.0146	72.87

Report Date: 26-Dec-2019 07:32:49 Chrom Revision: 2.3 15-Dec-2019 06:20:02

Eurofins TestAmerica, Canton

Data File: \\chromna\Canton\ChromData\A2HP11\20191224-94529.b\P11122419.D

Injection Date: 24-Dec-2019 17:03:27 Instrument ID: A2HP11

Lims ID: 240-124017-C-32-C MS

Client ID:

Operator ID: ALS Bottle#: 19 Worklist Smp#: 19

Injection Vol: 1.0 uL Dil. Factor: 1.0000

Method: PCB11 IS Limit Group: GC 8082A IS

Column: CLP-1 0.53mm ID (0.53 mm) Detector GC ECD1A

6 PCB-1016, CAS: 12674-11-2

Calibration Sample, Level: 6

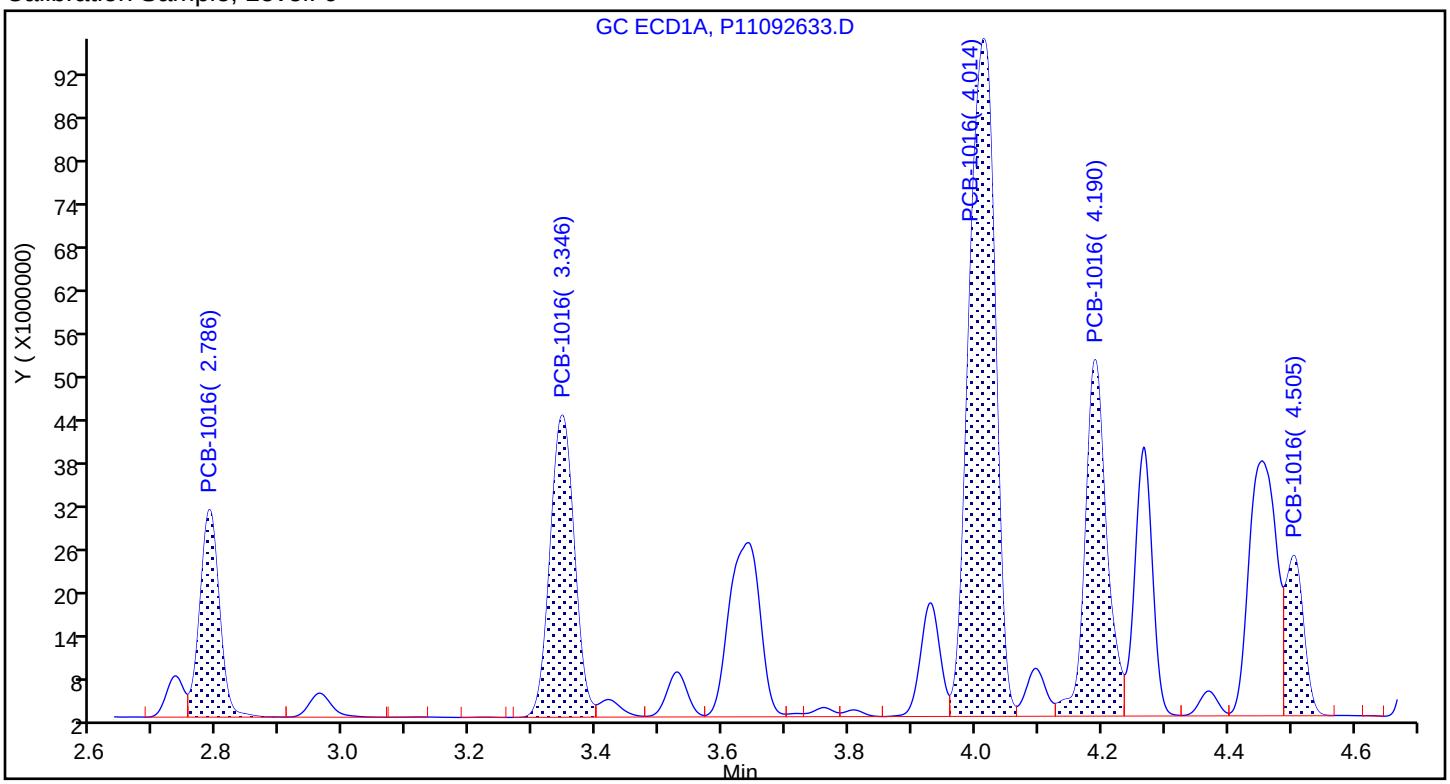

Sample

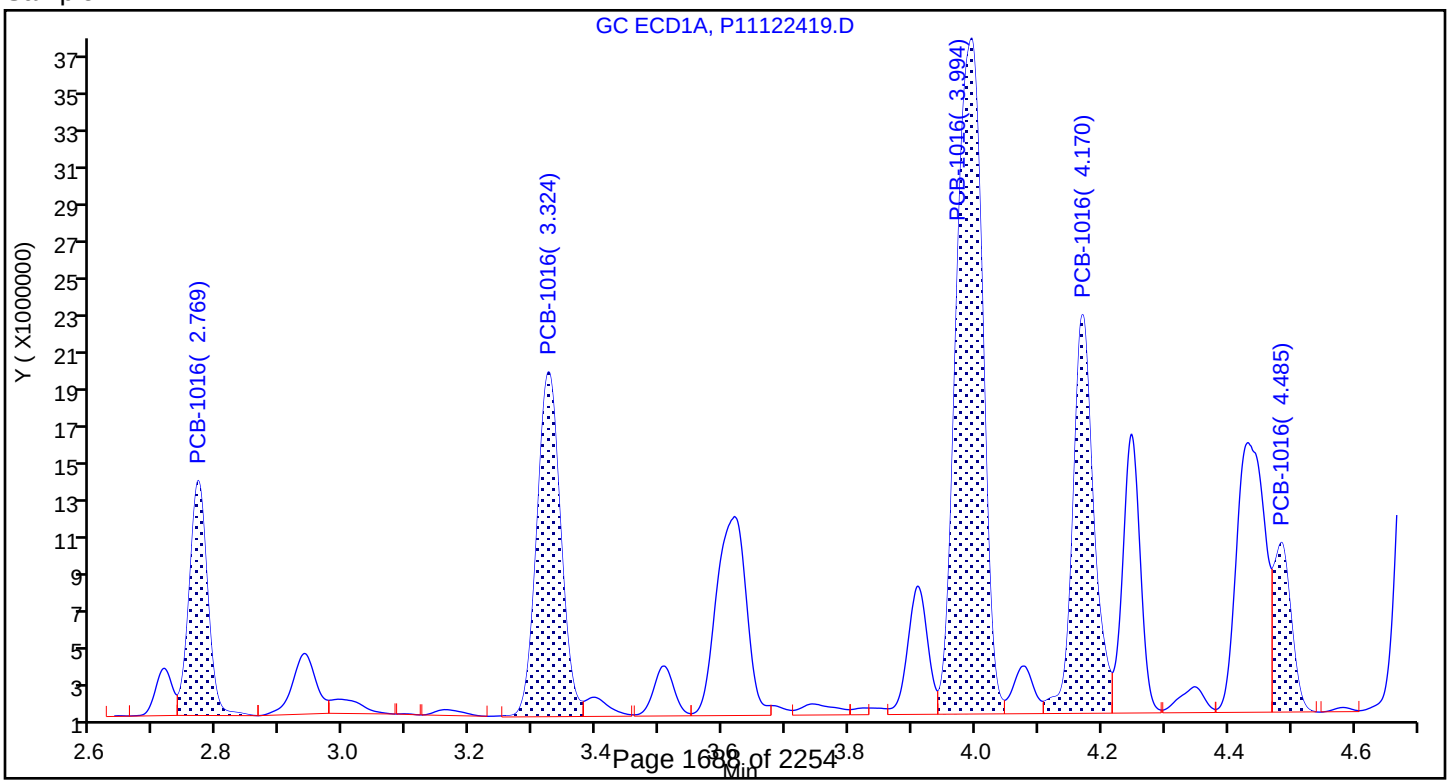

Report Date: 26-Dec-2019 07:32:49 Chrom Revision: 2.3 15-Dec-2019 06:20:02

Eurofins TestAmerica, Canton

Data File: \\chromna\Canton\ChromData\A2HP11\20191224-94529.b\P11122419.D

Injection Date: 24-Dec-2019 17:03:27 Instrument ID: A2HP11

Lims ID: 240-124017-C-32-C MS

Client ID:

Operator ID: ALS Bottle#: 19 Worklist Smp#: 19

Injection Vol: 1.0 uL Dil. Factor: 1.0000

Method: PCB11 IS Limit Group: GC 8082A IS

Column: CLP-1 0.53mm ID (0.53 mm) Detector GC ECD1A

10 PCB-1260, CAS: 11096-82-5

Calibration Sample, Level: 6

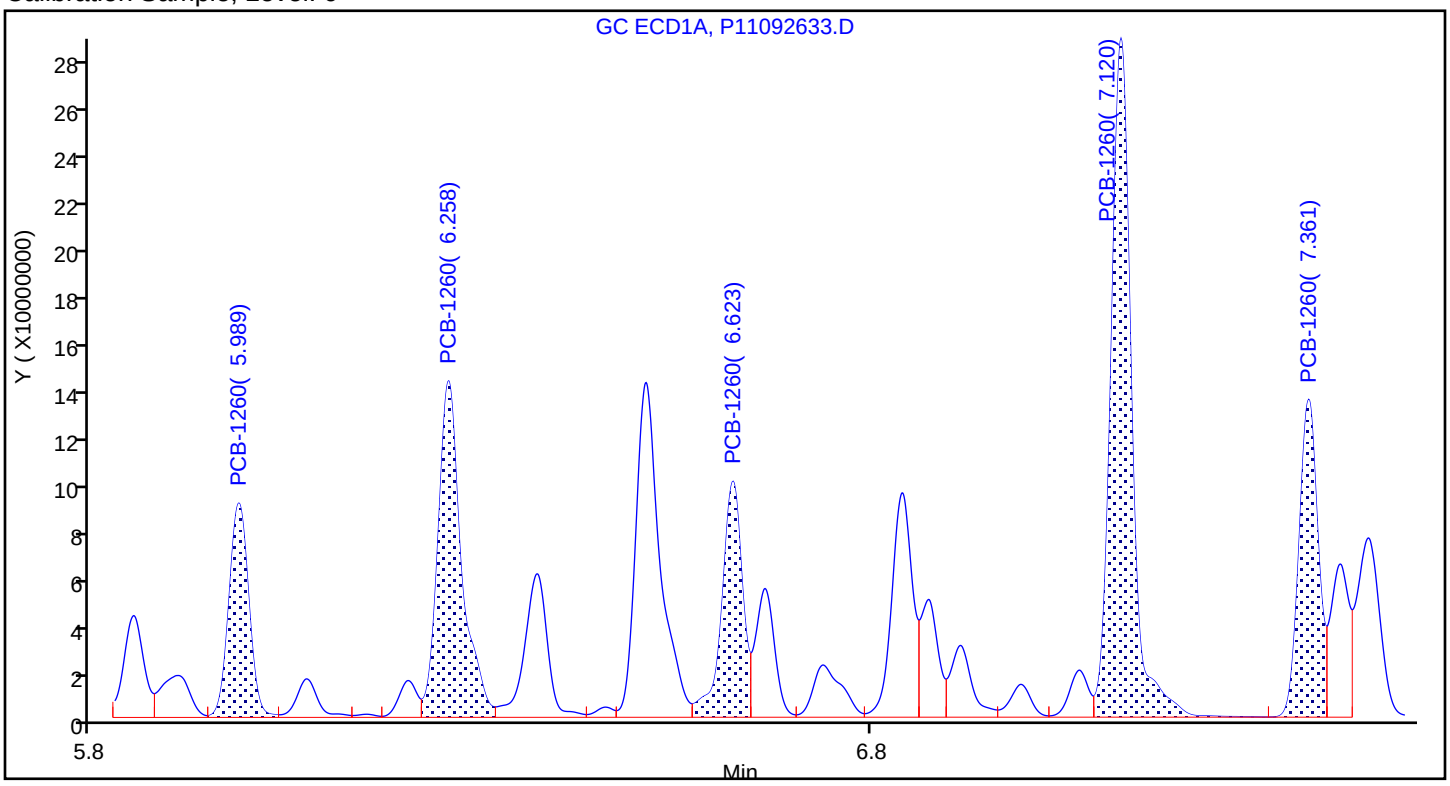

Sample

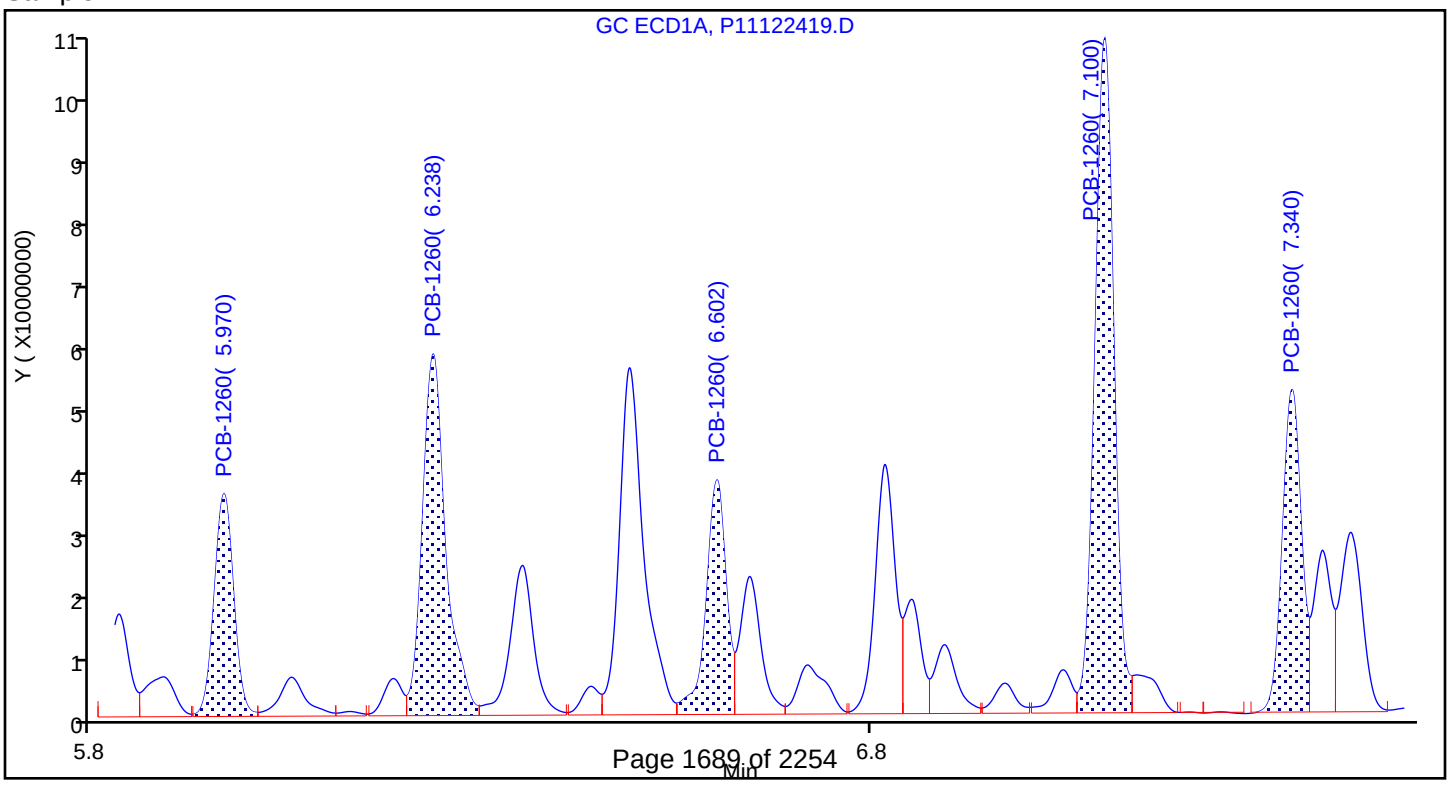

Report Date: 26-Dec-2019 07:32:49 Chrom Revision: 2.3 15-Dec-2019 06:20:02

Eurofins TestAmerica, Canton

Data File: \\chromna\Canton\ChromData\A2HP11\20191224-94529.b\P11122419.D

Injection Date: 24-Dec-2019 17:03:27 Instrument ID: A2HP11

Lims ID: 240-124017-C-32-C MS

Client ID:

Operator ID: ALS Bottle#: 19 Worklist Smp#: 19

Injection Vol: 1.0 uL Dil. Factor: 1.0000

Method: PCB11 IS Limit Group: GC 8082A IS

Column: CLP-1 0.53mm ID (0.53 mm) Detector GC ECD1A

6 PCB-1016, CAS: 12674-11-2

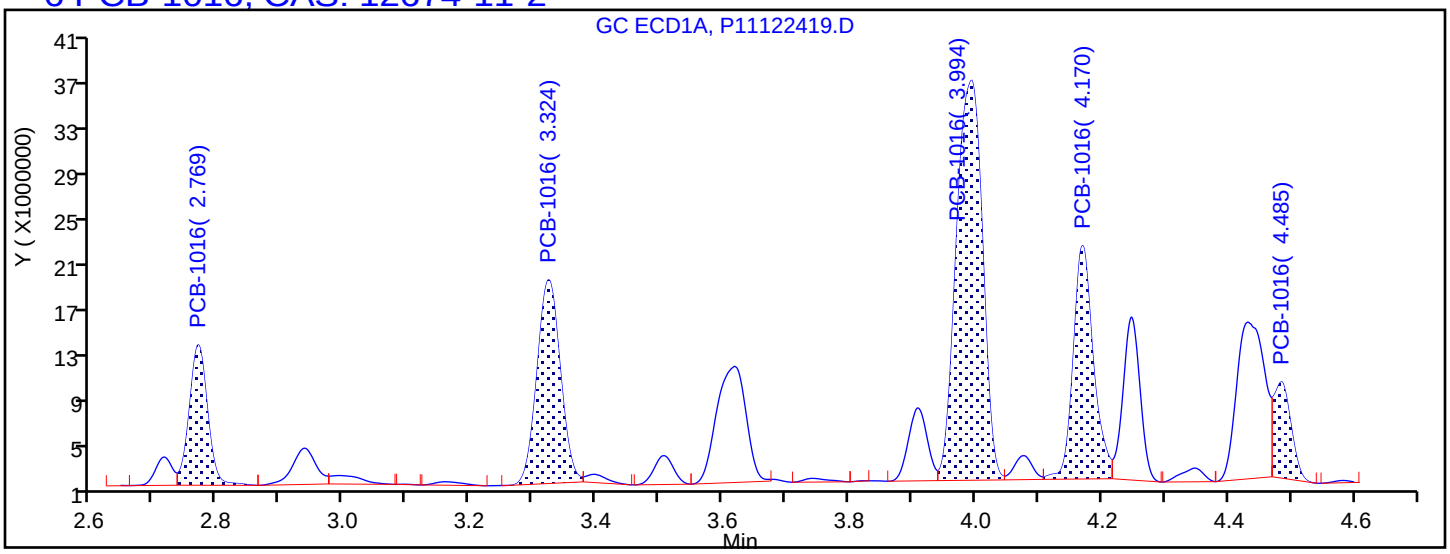

Processing Integration Results

2.769	Response = 24599350
3.324	Response = 45496816
3.994	Response = 100193071
4.170	Response = 45033978
4.485	Response = 15732723

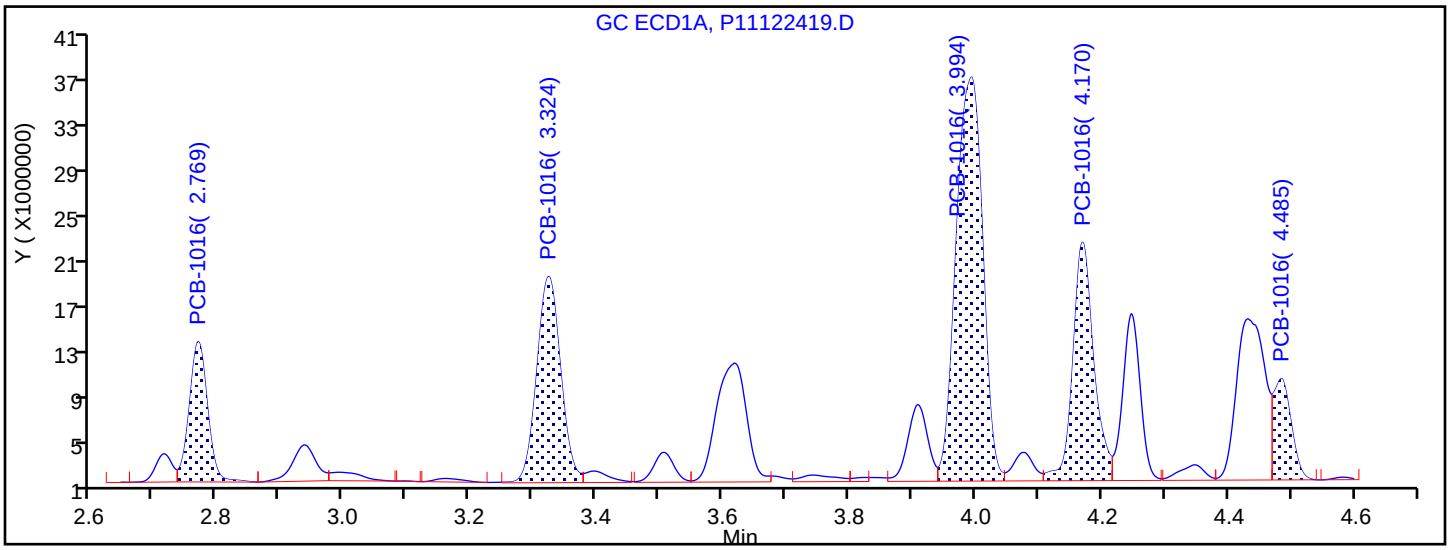

Manual Integration Results

2.769	Response = 24599350	
3.324	Response = 46977539	M
3.994	Response = 102477332	M
4.170	Response = 47844288	M
4.485	Response = 16891112	M

Reviewer: hassl, 26-Dec-2019 07:31:01

Audit Action: Assigned New Baseline Audit Reason: Baseline Smoothing

Report Date: 26-Dec-2019 07:32:49 Chrom Revision: 2.3 15-Dec-2019 06:20:02

Eurofins TestAmerica, Canton

Data File: \\chromna\Canton\ChromData\A2HP11\20191224-94529.b\P11122419.D

Injection Date: 24-Dec-2019 17:03:27 Instrument ID: A2HP11

Lims ID: 240-124017-C-32-C MS

Client ID:

Operator ID: ALS Bottle#: 19 Worklist Smp#: 19

Injection Vol: 1.0 uL Dil. Factor: 1.0000

Method: PCB11 IS Limit Group: GC 8082A IS

Column: CLP-1 0.53mm ID (0.53 mm) Detector GC ECD1A

10 PCB-1260, CAS: 11096-82-5

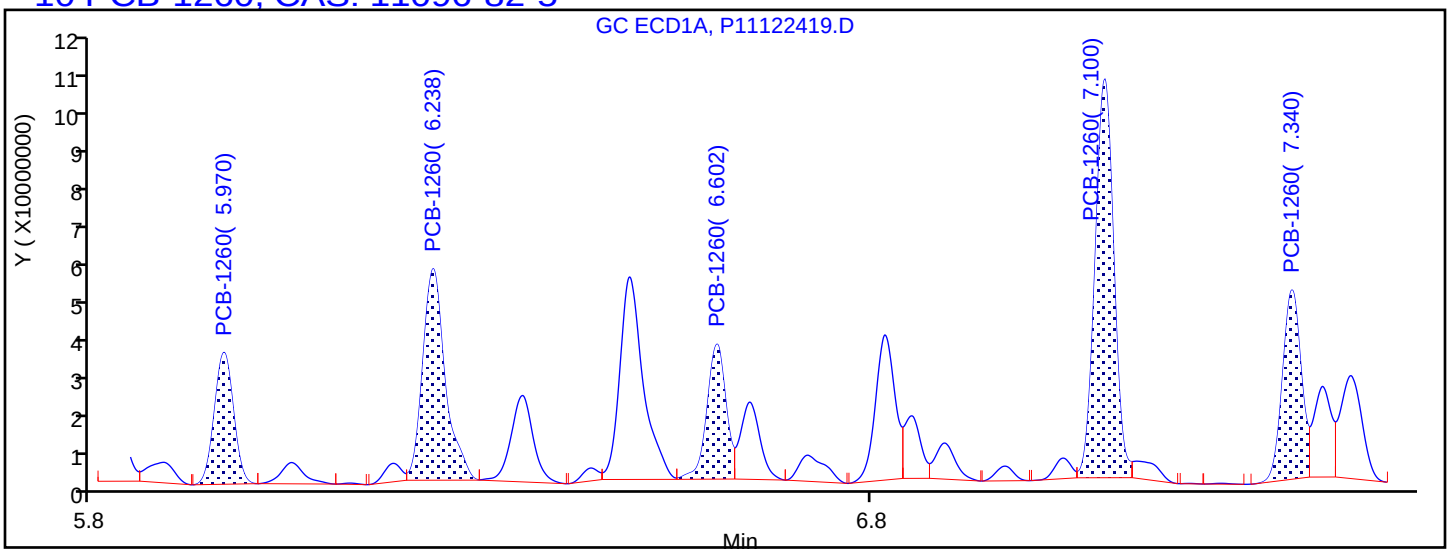

Processing Integration Results

5.970	Response = 57606556
6.238	Response = 108834433
6.602	Response = 59000839
7.100	Response = 170962749
7.340	Response = 81063218

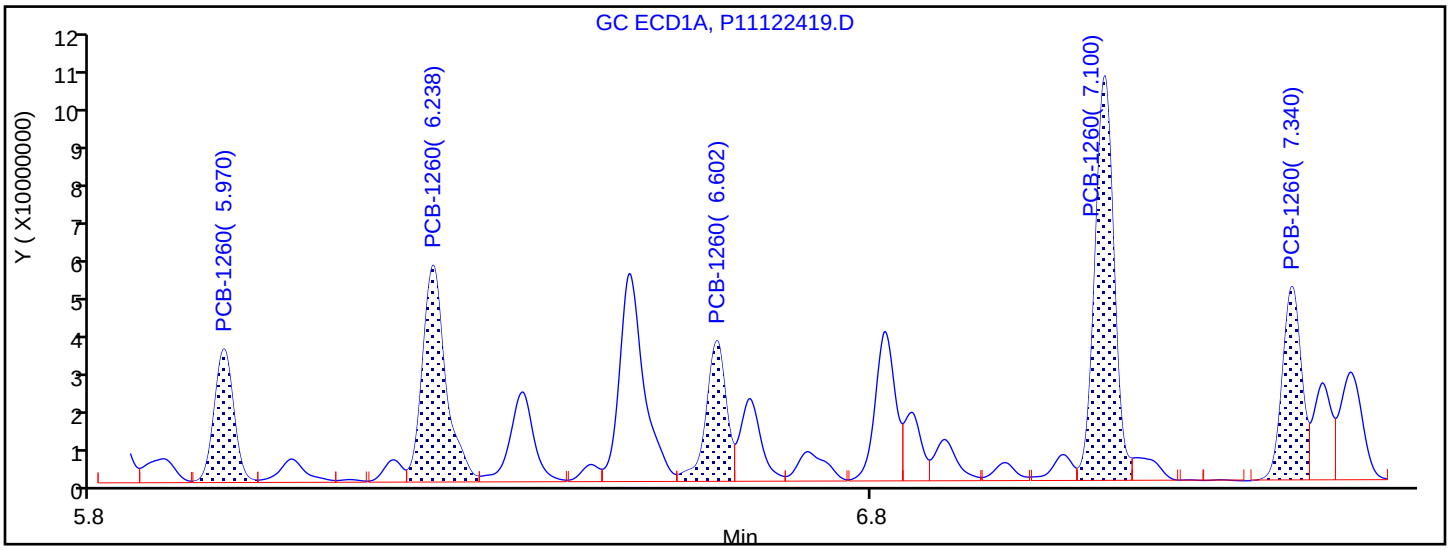

Manual Integration Results

5.970	Response = 59986016	M
6.238	Response = 116544370	M
6.602	Response = 65509605	M
7.100	Response = 177689252	M
7.340	Response = 84243668	M

Reviewer: hassl, 26-Dec-2019 07:31:03

Audit Action: Assigned New Baseline Audit Reason: Baseline Smoothing

FORM I
PCBS ORGANICS ANALYSIS DATA SHEET

Lab Name: Eurofins TestAmerica, Canton Job No.: 240-124062-1

SDG No.:

Client Sample ID: Lab Sample ID: 240-124017-C-32-D MSD

Matrix: Solid Lab File ID: P11122420.D

Analysis Method: 8082A Date Collected:

Extraction Method: 3540C Date Extracted: 12/20/2019 09:12

Sample wt/vol: 10.23(g) Date Analyzed: 12/24/2019 17:18

Con. Extract Vol.: 10(mL) Dilution Factor: 1

Injection Volume: 1(uL) GC Column: CLP-1 (0.53mm) ID: 0.53(mm)

% Moisture: 59.3 GPC Cleanup:(Y/N) N

Analysis Batch No.: 417104 Units: ug/Kg

CAS NO.	COMPOUND NAME	RESULT	Q	RL	MDL
12674-11-2	Aroclor-1016	1380		120	53
11104-28-2	Aroclor-1221	58	U	120	58
11141-16-5	Aroclor-1232	55	U	120	55
53469-21-9	Aroclor-1242	46	U	120	46
12672-29-6	Aroclor-1248	58	U	120	58
11097-69-1	Aroclor-1254	55	U	120	55
11096-82-5	Aroclor-1260	1440		120	53
37324-23-5	Aroclor-1262	75	U	120	75
11100-14-4	Aroclor-1268	55	U	120	55

CAS NO.	SURROGATE	%REC	Q	LIMITS
877-09-8	Tetrachloro-m-xylene	73		14-128
2051-24-3	DCB Decachlorobiphenyl	552	X	10-132

Eurofins TestAmerica, Canton
Target Compound Quantitation Report

Data File: \\chromna\Canton\ChromData\A2HP11\20191224-94529.b\P11122420.D
Lims ID: 240-124017-C-32-D MSD
Client ID:
Sample Type: MSD
Inject. Date: 24-Dec-2019 17:18:03 ALS Bottle#: 20 Worklist Smp#: 20
Injection Vol: 1.0 uL Dil. Factor: 1.0000
Sample Info: 240-0094529-020
Operator ID: Instrument ID: A2HP11

Method: \\chromna\Canton\ChromData\A2HP11\20191224-94529.b\PCB11 IS.m
Limit Group: GC 8082A IS
Last Update: 26-Dec-2019 07:32:01 Calib Date: 26-Sep-2019 19:27:31
Integrator: Falcon
Quant Method: Internal Standard Quant By: Initial Calibration
Last ICal File: \\chromna\Canton\ChromData\A2HP11\20190926-91426.b\P11092633.D

Column 1 : CLP-1 0.53mm ID (0.53 mm) Det: GC ECD1A
Column 2 : CLP-2 0.53mm ID (0.53 mm) Det: GC ecd2b
Process Host: CTX0332

First Level Reviewer: hassl Date: 26-Dec-2019 07:32:01

Col	RT (min.)	Exp RT (min.)	Dlt RT (min.)	Response	Cal Amt ng/ul	OnCol Amt ng/ul	Flags
S 1 Polychlorinated biphenyls, Total							
1		1.000				ND	
* 14 1-Bromo-2-nitrobenzene							
1	1.379	1.378	0.001	118044065	0.0500	0.0500	
2	1.818	1.817	0.001	170264028	0.0500	0.0500	
$ 2 Tetrachloro-m-xylene							
1	2.249	2.246	0.003	35404049	0.0200	0.0146	
2	3.125	3.123	0.002	46815652	0.0200	0.0122	
						RPD = 17.51	
3 PCB-1221							MU
1		2.514				ND	
1		2.713					
1		2.765					
2		3.674					
2		3.894					
2		3.982					

Col	RT (min.)	Exp RT (min.)	Dlt RT (min.)	Response	Cal Amt ng/ul	OnCol Amt ng/ul	Flags
6 PCB-1016							M
1	2.769	2.765	0.004	23936562	1.00	0.5585	
1	3.324	3.320	0.004	45238675	1.00	0.5846	M
1	3.994	3.991	0.003	98063824	1.00	0.5706	M
1	4.169	4.167	0.002	47352006	1.00	0.6086	M
1	4.484	4.482	0.002	16369794	1.00	0.5519	M
		Average of Peak Amounts =				0.5748	
2	3.982	3.980	0.002	34818039	1.00	0.5414	M
2	4.553	4.550	0.003	67676642	1.00	0.5422	M
2	5.106	5.104	0.002	158829640	1.00	0.6160	M
2	5.259	5.258	0.001	61248860	1.00	0.5371	M
2	5.535	5.533	0.002	35096588	1.00	0.5684	M
		Average of Peak Amounts =				0.5610	
						RPD = 2.43	
4 PCB-1232							MU
1		2.765				ND	
1		3.320					
1		3.990					
1		4.168					
1		4.483					
2		3.980					
2		4.551					
2		5.104					
2		5.258					
2		5.534					
5 PCB-1242							MU
1		2.766				ND	
1		3.321					
1		3.991					
1		4.168					
1		4.483					
2		3.981					
2		4.551					
2		5.104					
2		5.258					
2		5.534					
7 PCB-1248							MU
1		3.319				ND	
1		4.679					
1		5.386					
1		5.786					
1		6.311					
2		4.549					
2		5.102					
2		5.891					
2		6.196					
2		6.811					

Col	RT (min.)	Exp RT (min.)	Dlt RT (min.)	Response	Cal Amt ng/ul	OnCol Amt ng/ul	Flags
8 PCB-1254							MU
1		5.394				ND	
1		5.786					
1		6.058					
1		6.236					
1		6.493					
2		6.191					
2		6.384					
2		6.809					
2		7.022					
2		7.500					
10 PCB-1260							M
1	5.969	5.969	0.000	61734023	1.00	0.6321	M
1	6.238	6.237	0.001	112765921	1.00	0.6164	M
1	6.602	6.602	0.000	64968210	1.00	0.5746	M
1	7.099	7.101	-0.002	170577765	1.00	0.5549	M
1	7.339	7.343	-0.004	82489771	1.00	0.6092	M
		Average of Peak Amounts =				0.5974	
2	7.187	7.186	0.001	105356146	1.00	0.5563	M
2	7.499	7.498	0.001	173496378	1.00	0.6131	M
2	7.838	7.837	0.001	102657735	1.00	0.5948	M
2	8.056	8.056	0.000	247400361	1.00	0.6177	M
2	8.350	8.351	-0.001	167446112	1.00	0.5680	M
		Average of Peak Amounts =				0.5900	
						RPD = 1.26	
9 PCB-1262							MU
1		5.970				ND	
1		6.602					
1		6.819					
1		7.100					
1		7.381					
2		7.187					
2		7.584					
2		7.838					
2		8.056					
2		8.350					
11 PCB-1268							MU
1		7.381				ND	
1		7.412					
1		7.578					
1		7.886					
1		8.121					
2		8.348					
2		8.384					
2		8.582					
2		8.808					
2		9.056					
$ 12 DCB Decachlorobiphenyl							M
1	8.266	8.270	-0.004	290848135	0.0200	0.1104	M
2	9.245	9.245	0.000	43098059	0.0200	0.0111	
						RPD = 163.31	

Col	RT (min.)	Exp RT (min.)	Dlt RT (min.)	Response	Cal Amt ng/ul	OnCol Amt ng/ul	Flags
16 1260 Res 1							
1		7.343				ND	
2		10.391					
13 1260 Res 2							M
1	7.379	7.380	-0.001	37483566		NR	M
2	10.370	10.371	-0.001	281426074		NR	
15 1260 Res 3							
1		7.418				ND	
2		1.759					

QC Flag Legend

Processing Flags
NR - Missing Quant Standard
Review Flags
M - Manually Integrated
U - Marked Undetected

Reagents:

SGPCBISTD_00021 Amount Added: 5.00 Units: uL Run Reagent

Report Date: 26-Dec-2019 07:32:53 Chrom Revision: 2.3 15-Dec-2019 06:20:02

Eurofins TestAmerica, Canton

Data File: \\chromna\Canton\ChromData\A2HP11\20191224-94529.b\P11122420.D

Injection Date: 24-Dec-2019 17:18:03 Instrument ID: A2HP11 Operator ID:

Lims ID: 240-124017-C-32-D MSD Worklist Smp#: 20

Client ID:

Injection Vol: 1.0 uL Dil. Factor: 1.0000 ALS Bottle#: 20

Method: PCB11 IS Limit Group: GC 8082A IS

Column: CLP-1 0.53mm ID (0.53 mm) Y Scaling: Method Defined: Set to Absolute Y Value

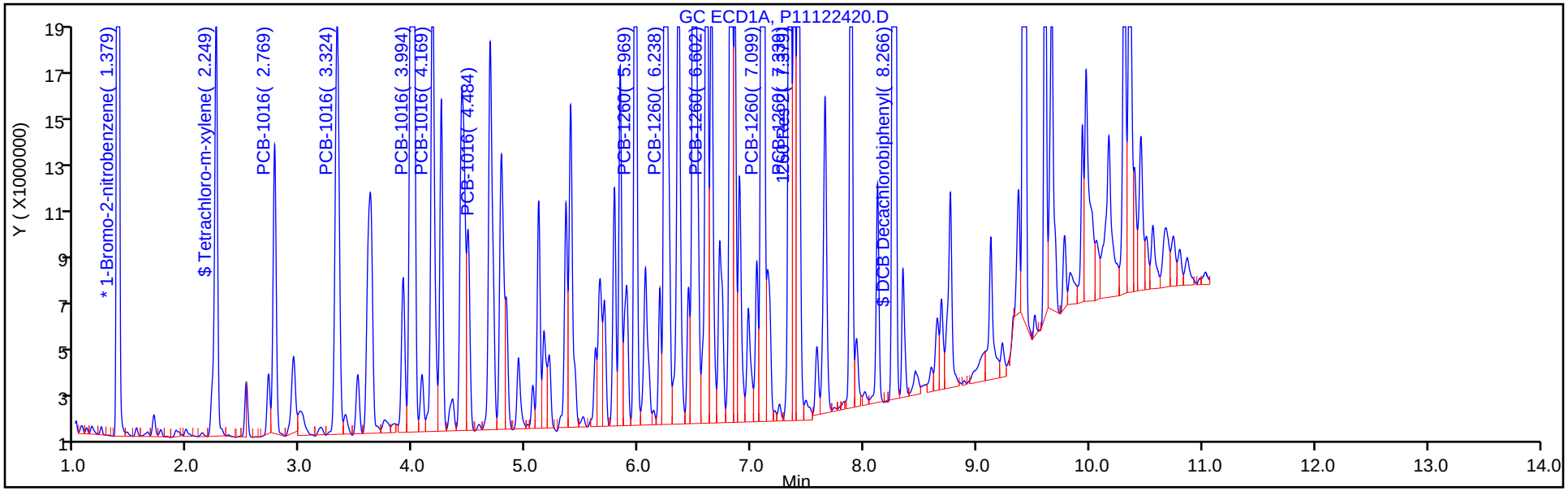

Column: CLP-2 0.53mm ID (0.53 mm) Y Scaling: Method Defined: Set to Absolute Y Value

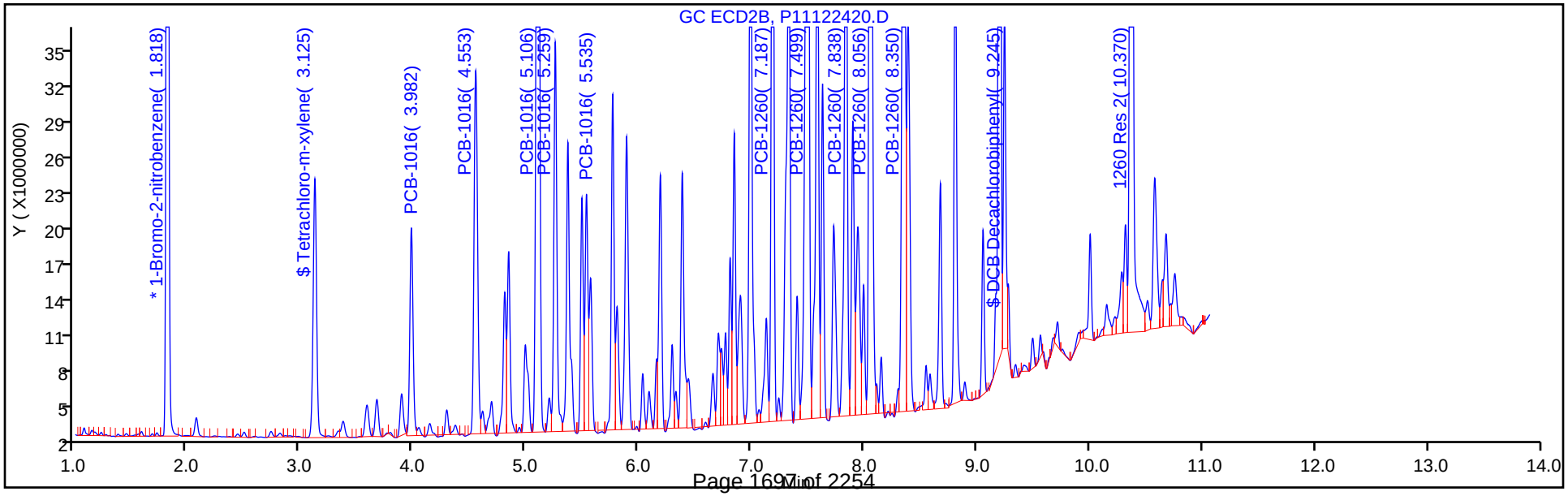

Eurofins TestAmerica, Canton
Recovery Report

Data File: \\chromna\Canton\ChromData\A2HP11\20191224-94529.b\P11122420.D
Lims ID: 240-124017-C-32-D MSD
Client ID:
Sample Type: MSD
Inject. Date: 24-Dec-2019 17:18:03 ALS Bottle#: 20 Worklist Smp#: 20
Injection Vol: 1.0 uL Dil. Factor: 1.0000
Sample Info: 240-0094529-020
Operator ID: Instrument ID: A2HP11

Method: \\chromna\Canton\ChromData\A2HP11\20191224-94529.b\PCB11 IS.m
Limit Group: GC 8082A IS
Last Update: 26-Dec-2019 07:32:01 Calib Date: 26-Sep-2019 19:27:31
Integrator: Falcon
Quant Method: Internal Standard Quant By: Initial Calibration
Last ICal File: \\chromna\Canton\ChromData\A2HP11\20190926-91426.b\P11092633.D

Column 1 : CLP-1 0.53mm ID (0.53 mm) Det: GC ECD1A
Column 2 : CLP-2 0.53mm ID (0.53 mm) Det: GC ecd2b
Process Host: CTX0332

First Level Reviewer: hassl Date: 26-Dec-2019 07:32:01

Surrogate Recovery, Detector: GC ECD1A

Compound	Amount Added	Amount Recovered	% Rec.
$ 2 Tetrachloro-m-xylene	0.0200	0.0146	72.79
$ 12 DCB Decachlorobiphenyl	0.0200	0.1104	551.76

Surrogate Recovery, Detector: GC ecd2b

Compound	Amount Added	Amount Recovered	% Rec.
$ 2 Tetrachloro-m-xylene	0.0200	0.0122	61.07
$ 12 DCB Decachlorobiphenyl	0.0200	0.0111	55.71

Report Date: 26-Dec-2019 07:32:53 Chrom Revision: 2.3 15-Dec-2019 06:20:02

Eurofins TestAmerica, Canton

Data File: \\chromna\Canton\ChromData\A2HP11\20191224-94529.b\P11122420.D

Injection Date: 24-Dec-2019 17:18:03 Instrument ID: A2HP11

Lims ID: 240-124017-C-32-D MSD

Client ID:

Operator ID: ALS Bottle#: 20 Worklist Smp#: 20

Injection Vol: 1.0 uL Dil. Factor: 1.0000

Method: PCB11 IS Limit Group: GC 8082A IS

Column: CLP-1 0.53mm ID (0.53 mm) Detector GC ECD1A

6 PCB-1016, CAS: 12674-11-2

Calibration Sample, Level: 6

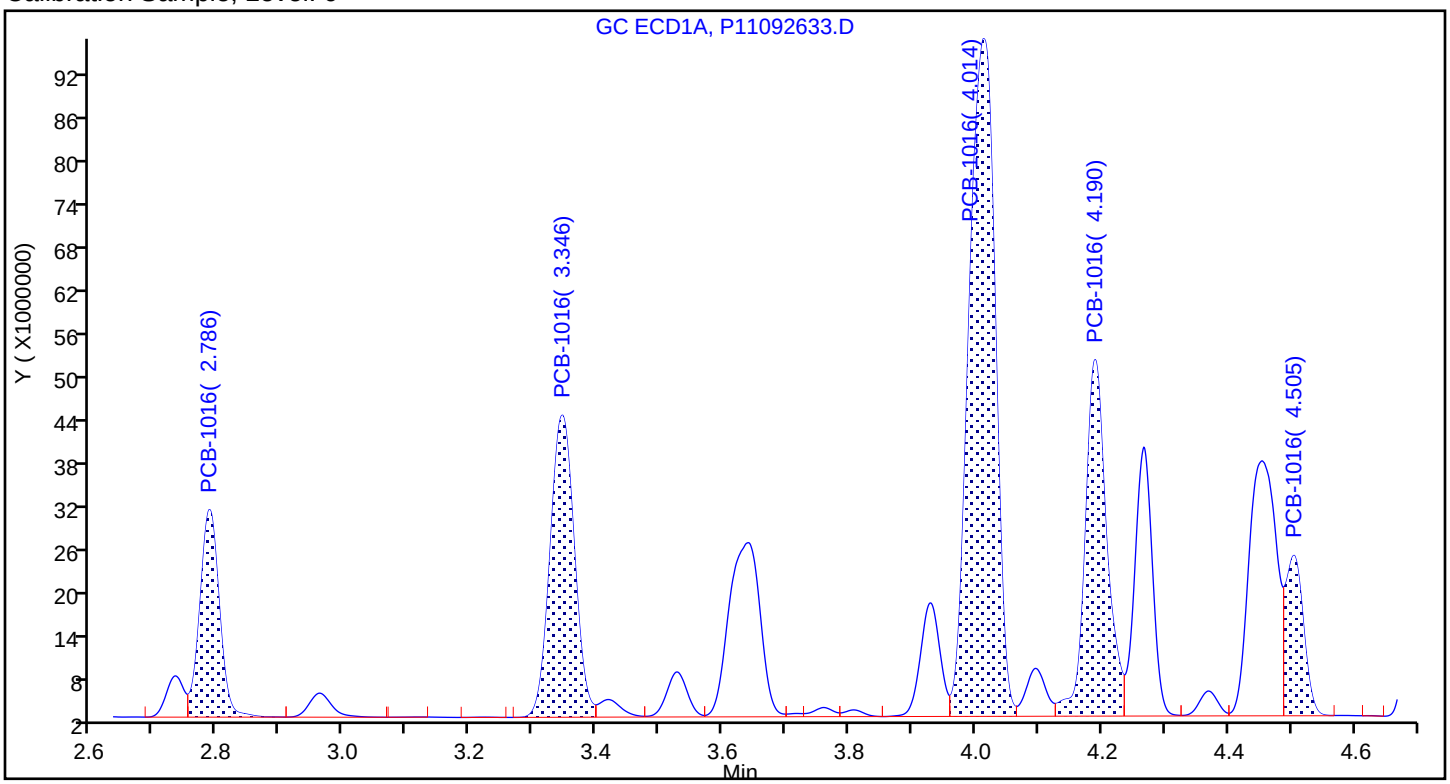

Sample

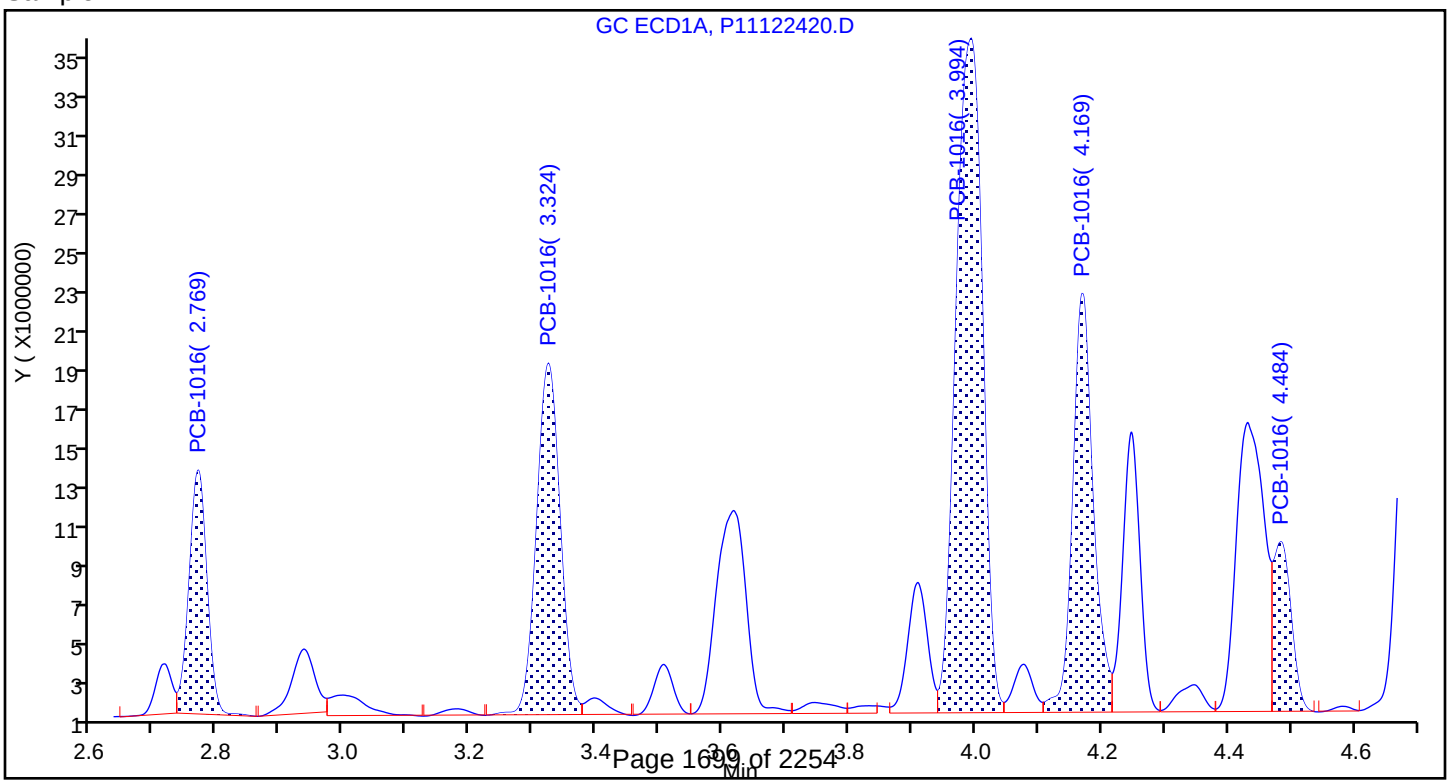

Report Date: 26-Dec-2019 07:32:54 Chrom Revision: 2.3 15-Dec-2019 06:20:02

Eurofins TestAmerica, Canton

Data File: \\chromna\Canton\ChromData\A2HP11\20191224-94529.b\P11122420.D

Injection Date: 24-Dec-2019 17:18:03 Instrument ID: A2HP11

Lims ID: 240-124017-C-32-D MSD

Client ID:

Operator ID: ALS Bottle#: 20 Worklist Smp#: 20

Injection Vol: 1.0 uL Dil. Factor: 1.0000

Method: PCB11 IS Limit Group: GC 8082A IS

Column: CLP-1 0.53mm ID (0.53 mm) Detector GC ECD1A

10 PCB-1260, CAS: 11096-82-5

Calibration Sample, Level: 6

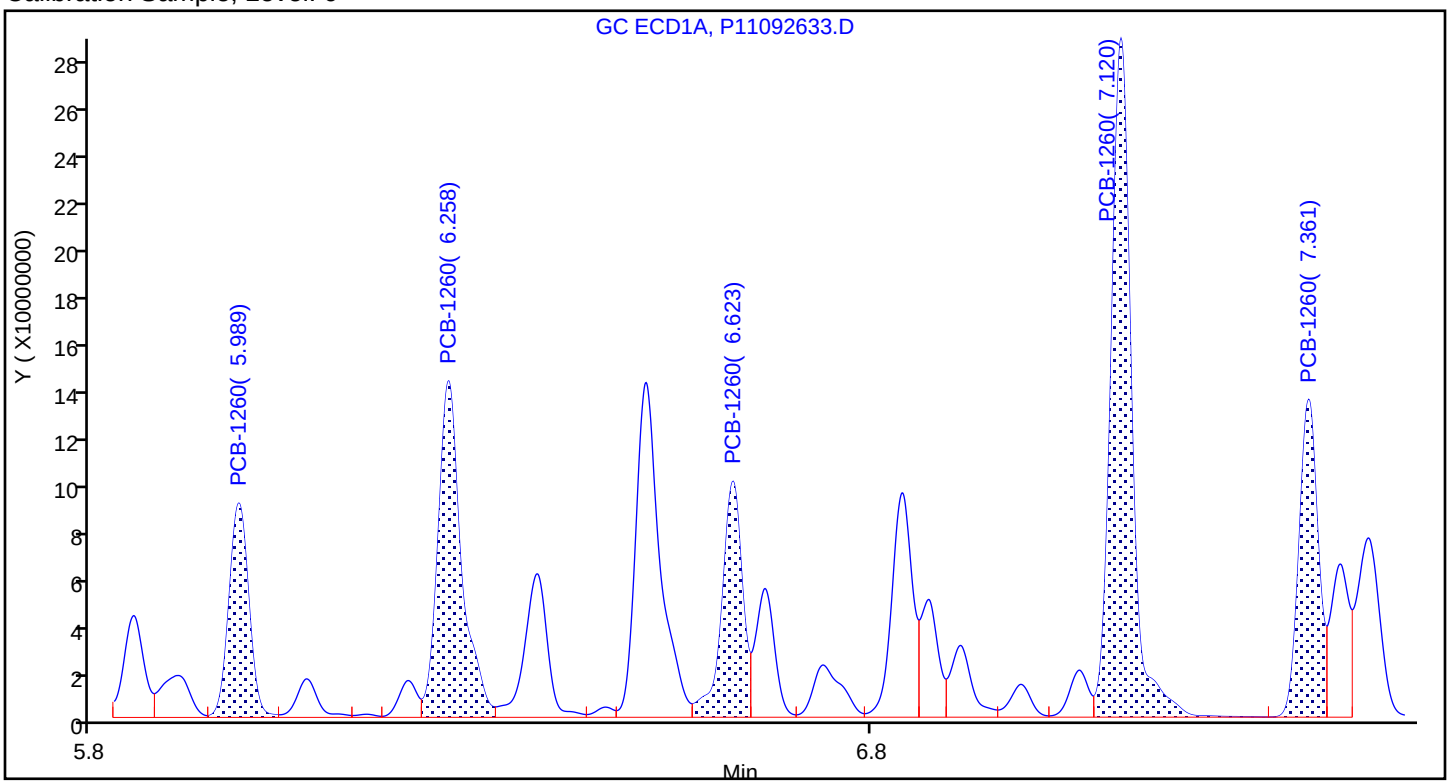

Sample

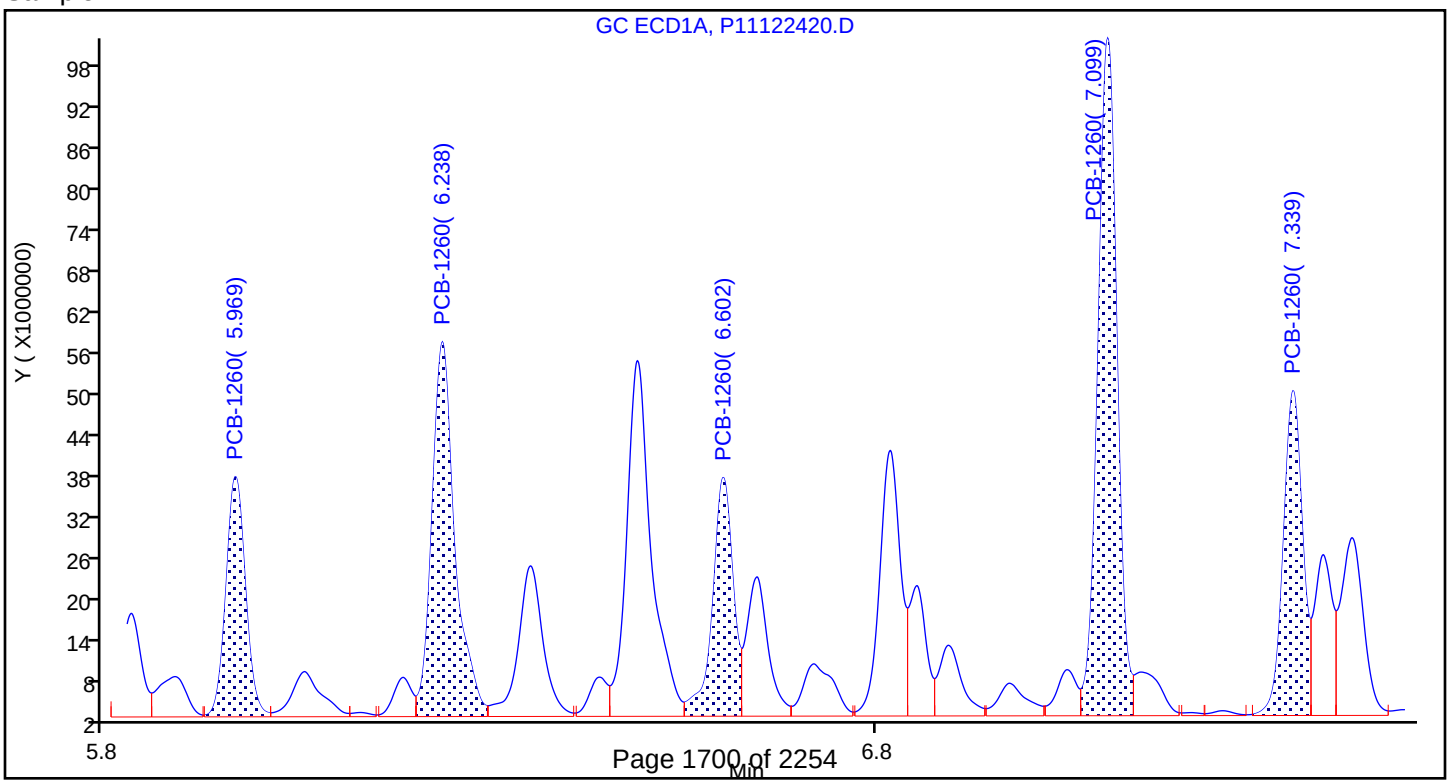

Report Date: 26-Dec-2019 07:32:53 Chrom Revision: 2.3 15-Dec-2019 06:20:02

Eurofins TestAmerica, Canton

Data File: \\chromna\Canton\ChromData\A2HP11\20191224-94529.b\P11122420.D

Injection Date: 24-Dec-2019 17:18:03 Instrument ID: A2HP11

Lims ID: 240-124017-C-32-D MSD

Client ID:

Operator ID: ALS Bottle#: 20 Worklist Smp#: 20

Injection Vol: 1.0 uL Dil. Factor: 1.0000

Method: PCB11 IS Limit Group: GC 8082A IS

Column: CLP-1 0.53mm ID (0.53 mm) Detector GC ECD1A

6 PCB-1016, CAS: 12674-11-2

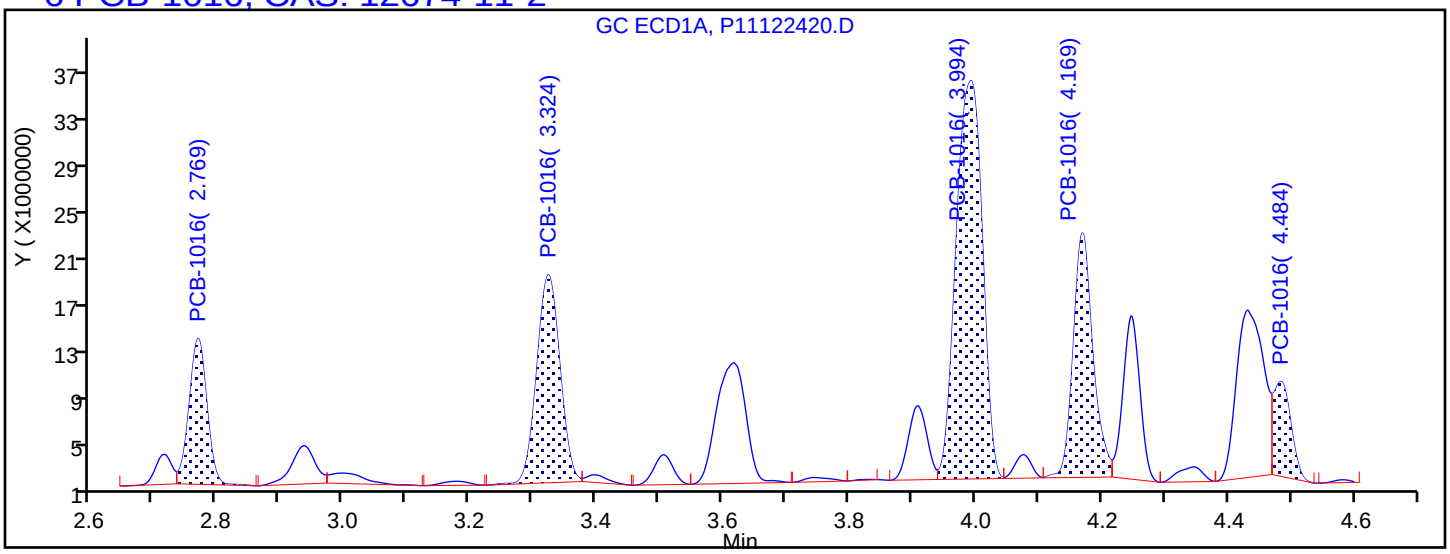

Processing Integration Results

2.769	Response = 23936562
3.324	Response = 44153309
3.994	Response = 95637297
4.169	Response = 44140331
4.484	Response = 15062240

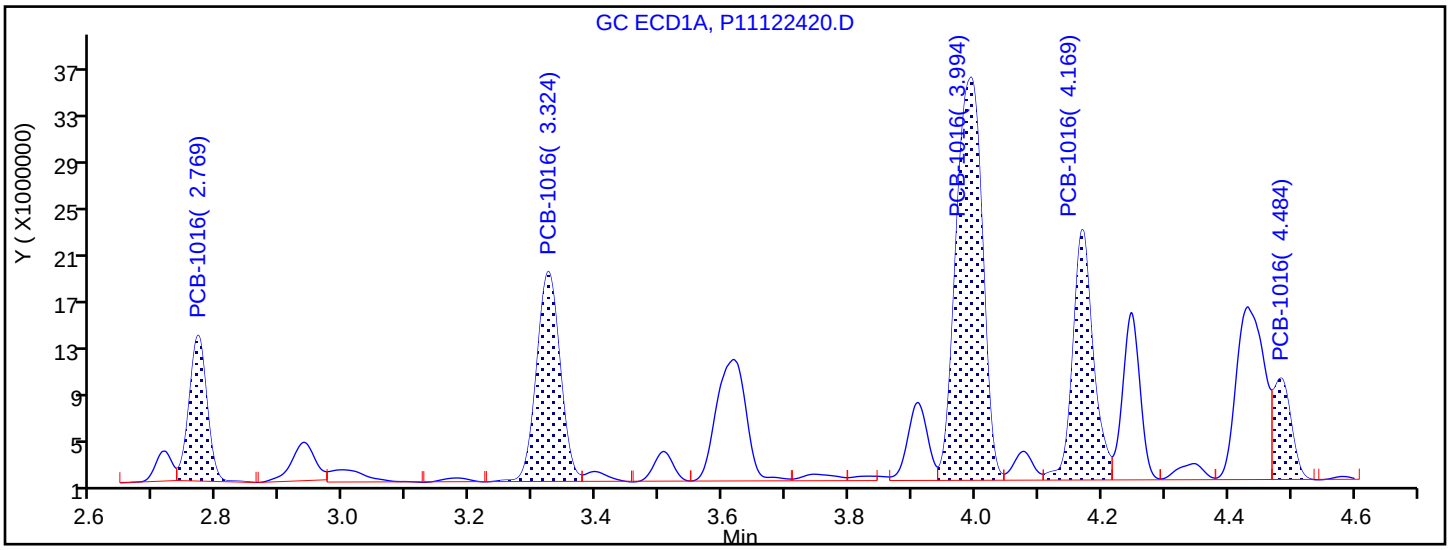

Manual Integration Results

2.769	Response = 23936562	
3.324	Response = 45238675	M
3.994	Response = 98063824	M
4.169	Response = 47352006	M
4.484	Response = 16369794	M

Reviewer: hassl, 26-Dec-2019 07:31:34

Audit Action: Assigned New Baseline Audit Reason: Baseline Smoothing

Report Date: 26-Dec-2019 07:32:54 Chrom Revision: 2.3 15-Dec-2019 06:20:02

Eurofins TestAmerica, Canton

Data File: \\chromna\Canton\ChromData\A2HP11\20191224-94529.b\P11122420.D

Injection Date: 24-Dec-2019 17:18:03 Instrument ID: A2HP11

Lims ID: 240-124017-C-32-D MSD

Client ID:

Operator ID: ALS Bottle#: 20 Worklist Smp#: 20

Injection Vol: 1.0 uL Dil. Factor: 1.0000

Method: PCB11 IS Limit Group: GC 8082A IS

Column: CLP-1 0.53mm ID (0.53 mm) Detector GC ECD1A

10 PCB-1260, CAS: 11096-82-5

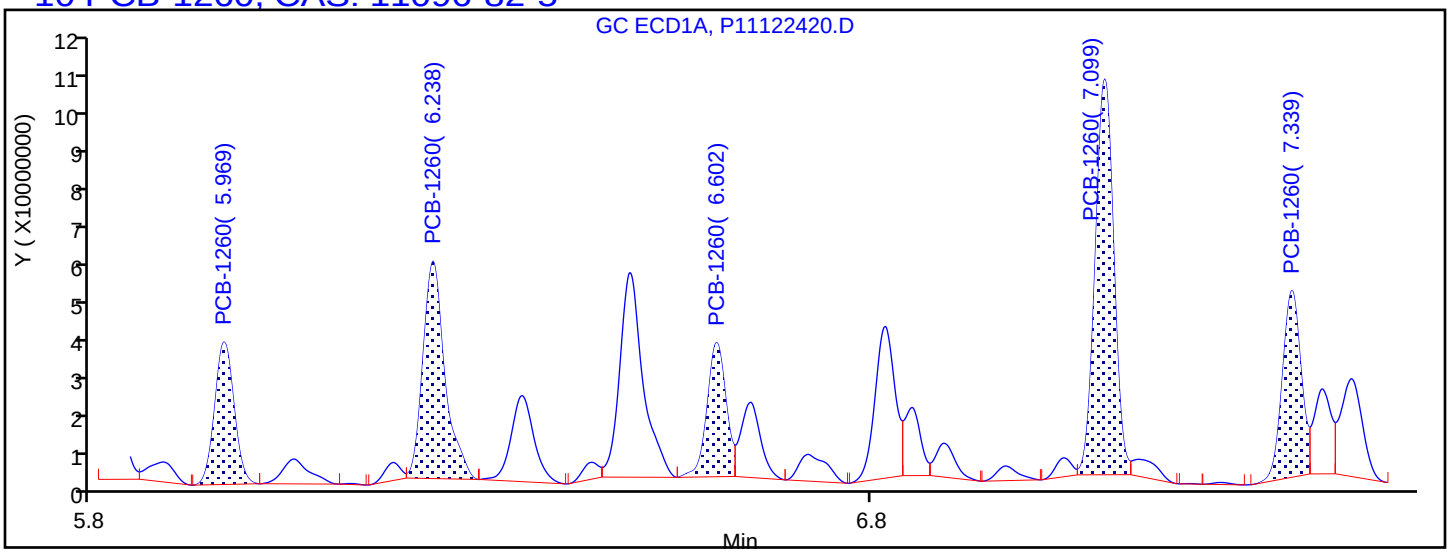

Processing Integration Results

5.969	Response = 59594286
6.238	Response = 102994238
6.602	Response = 55332385
7.099	Response = 159870538
7.339	Response = 75901410

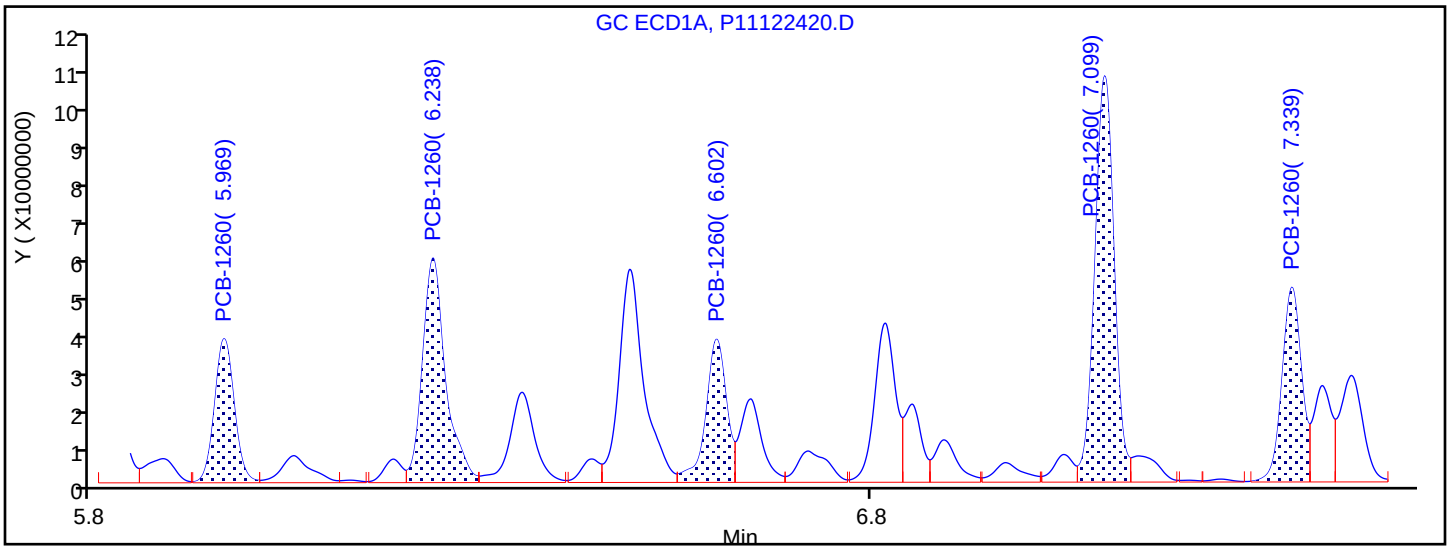

Manual Integration Results

5.969	Response = 61734023	M
6.238	Response = 112765921	M
6.602	Response = 64968210	M
7.099	Response = 170577765	M
7.339	Response = 82489771	M

Reviewer: hassl, 26-Dec-2019 07:31:34

Audit Action: Assigned New Baseline Audit Reason: Baseline Smoothing

Manual Integration/User Assign Peak Report

Eurofins TestAmerica, Canton

Data File:	\\chromna\Canton\ChromData\A2HP11\20191224-94529.b\P11122420.D				
Injection Date:	24-Dec-2019 17:18:03	Instrument ID:	A2HP11		
Lims ID:	240-124017-C-32-D MSD				
Client ID:					
Operator ID:		ALS Bottle#:	20	Worklist Smp#:	20
Injection Vol:	1.0 uL	Dil. Factor:	1.0000		
Method:	PCB11 IS	Limit Group:	GC 8082A IS		
Column:	CLP-1 0.53mm ID (0.53 mm)	Detector	GC ECD1A		

$ 12 DCB Decachlorobiphenyl, CAS: 2051-24-3

Signal: 1

Processing Integration Results

RT: 8.27
Area: 290700953
Amount: 0.110296
Amount Units: ng/ul

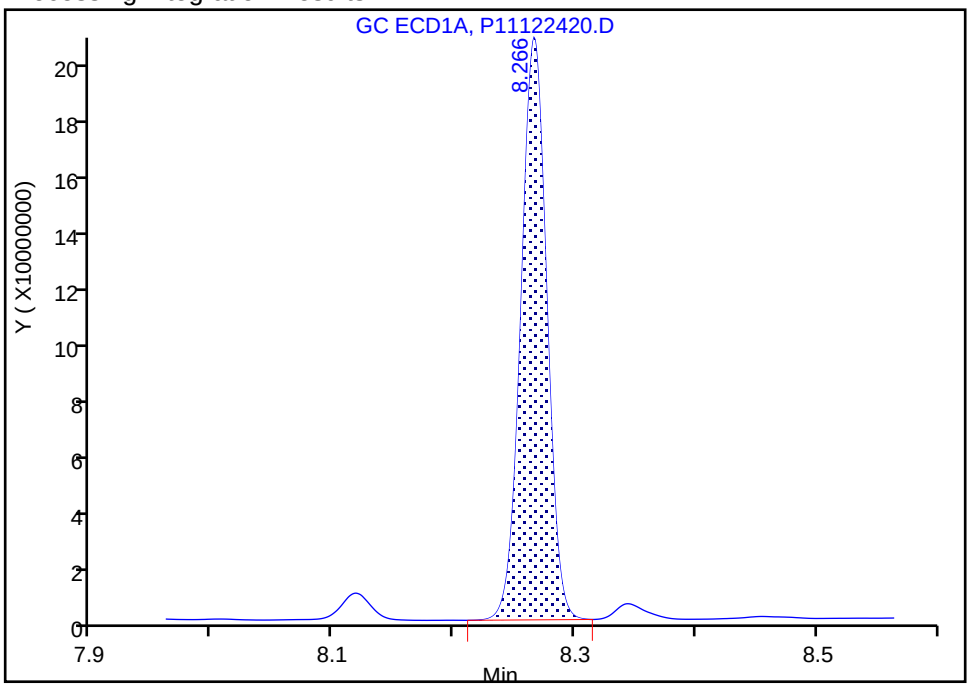

Manual Integration Results

RT: 8.27
Area: 290848135
Amount: 0.110352
Amount Units: ng/ul

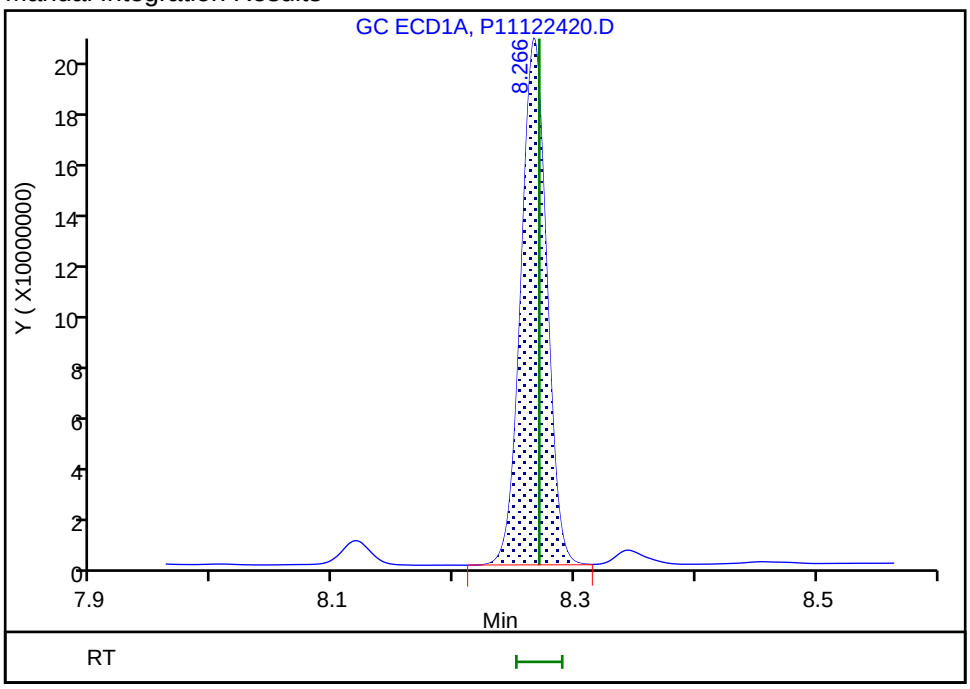

Reviewer: hassl, 26-Dec-2019 07:31:40

Audit Action: Assigned New Baseline Audit Reason: Baseline Smoothing

PCBS ANALYSIS RUN LOG

Lab Name: Eurofins TestAmerica, Canton Job No.: 240-124062-1

SDG No.:

Instrument ID: A2HP12 Start Date: 09/23/2019 12:57

Analysis Batch Number: 401912 End Date: 09/24/2019 02:05

LAB SAMPLE ID	CLIENT SAMPLE ID	DATE ANALYZED	DILUTION FACTOR	LAB FILE ID	COLUMN ID
STD005 240-401912/4 IC		09/23/2019 12:57	1	P12092304.D	CLP-1 (0.53mm) 0.53(mm)
STD005 240-401912/4 IC		09/23/2019 12:57	1	P12092304.D	CLP-2 (0.53mm) 0.53(mm)
STD01 240-401912/5 IC		09/23/2019 13:18	1	P12092305.D	CLP-1 (0.53mm) 0.53(mm)
STD01 240-401912/5 IC		09/23/2019 13:18	1	P12092305.D	CLP-2 (0.53mm) 0.53(mm)
STD02 240-401912/6 IC		09/23/2019 13:40	1	P12092306.D	CLP-1 (0.53mm) 0.53(mm)
STD02 240-401912/6 IC		09/23/2019 13:40	1	P12092306.D	CLP-2 (0.53mm) 0.53(mm)
STD05 240-401912/7 IC		09/23/2019 14:01	1	P12092307.D	CLP-1 (0.53mm) 0.53(mm)
STD05 240-401912/7 IC		09/23/2019 14:01	1	P12092307.D	CLP-2 (0.53mm) 0.53(mm)
STD1 240-401912/8 IC		09/23/2019 14:22	1	P12092308.D	CLP-1 (0.53mm) 0.53(mm)
STD1 240-401912/8 IC		09/23/2019 14:22	1	P12092308.D	CLP-2 (0.53mm) 0.53(mm)
STD15 240-401912/9 IC		09/23/2019 14:44	1	P12092309.D	CLP-1 (0.53mm) 0.53(mm)
STD15 240-401912/9 IC		09/23/2019 14:44	1	P12092309.D	CLP-2 (0.53mm) 0.53(mm)
STD005 240-401912/10 IC		09/23/2019 15:05	1	P12092310.D	CLP-1 (0.53mm) 0.53(mm)
STD005 240-401912/10 IC		09/23/2019 15:05	1	P12092310.D	CLP-2 (0.53mm) 0.53(mm)
STD01 240-401912/11 IC		09/23/2019 15:26	1	P12092311.D	CLP-1 (0.53mm) 0.53(mm)
STD01 240-401912/11 IC		09/23/2019 15:26	1	P12092311.D	CLP-2 (0.53mm) 0.53(mm)
STD02 240-401912/12 IC		09/23/2019 15:48	1	P12092312.D	CLP-1 (0.53mm) 0.53(mm)
STD02 240-401912/12 IC		09/23/2019 15:48	1	P12092312.D	CLP-2 (0.53mm) 0.53(mm)
STD05 240-401912/13 IC		09/23/2019 16:09	1	P12092313.D	CLP-1 (0.53mm) 0.53(mm)
STD05 240-401912/13 IC		09/23/2019 16:09	1	P12092313.D	CLP-2 (0.53mm) 0.53(mm)
STD1 240-401912/14 IC		09/23/2019 16:30	1	P12092314.D	CLP-1 (0.53mm) 0.53(mm)
STD1 240-401912/14 IC		09/23/2019 16:30	1	P12092314.D	CLP-2 (0.53mm) 0.53(mm)
STD15 240-401912/15 IC		09/23/2019 16:52	1	P12092315.D	CLP-1 (0.53mm) 0.53(mm)
STD15 240-401912/15 IC		09/23/2019 16:52	1	P12092315.D	CLP-2 (0.53mm) 0.53(mm)
STD005 240-401912/16 IC		09/23/2019 17:13	1	P12092316.D	CLP-1 (0.53mm) 0.53(mm)
STD005 240-401912/16 IC		09/23/2019 17:13	1	P12092316.D	CLP-2 (0.53mm) 0.53(mm)
STD01 240-401912/17 IC		09/23/2019 17:34	1	P12092317.D	CLP-1 (0.53mm) 0.53(mm)
STD01 240-401912/17 IC		09/23/2019 17:34	1	P12092317.D	CLP-2 (0.53mm) 0.53(mm)
STD02 240-401912/18 IC		09/23/2019 17:55	1	P12092318.D	CLP-1 (0.53mm) 0.53(mm)
STD02 240-401912/18 IC		09/23/2019 17:55	1	P12092318.D	CLP-2 (0.53mm) 0.53(mm)
STD05 240-401912/19 IC		09/23/2019 18:17	1	P12092319.D	CLP-1 (0.53mm) 0.53(mm)
STD05 240-401912/19 IC		09/23/2019 18:17	1	P12092319.D	CLP-2 (0.53mm) 0.53(mm)

PCBS ANALYSIS RUN LOG

Lab Name: Eurofins TestAmerica, Canton Job No.: 240-124062-1

SDG No.:

Instrument ID: A2HP12 Start Date: 09/23/2019 12:57

Analysis Batch Number: 401912 End Date: 09/24/2019 02:05

LAB SAMPLE ID	CLIENT SAMPLE ID	DATE ANALYZED	DILUTION FACTOR	LAB FILE ID	COLUMN ID
STD1 240-401912/20 IC		09/23/2019 18:38	1	P12092320.D	CLP-1 (0.53mm) 0.53(mm)
STD1 240-401912/20 IC		09/23/2019 18:38	1	P12092320.D	CLP-2 (0.53mm) 0.53(mm)
STD15 240-401912/21 IC		09/23/2019 18:59	1	P12092321.D	CLP-1 (0.53mm) 0.53(mm)
STD15 240-401912/21 IC		09/23/2019 18:59	1	P12092321.D	CLP-2 (0.53mm) 0.53(mm)
STD005 240-401912/22 IC		09/23/2019 19:21	1	P12092322.D	CLP-1 (0.53mm) 0.53(mm)
STD005 240-401912/22 IC		09/23/2019 19:21	1	P12092322.D	CLP-2 (0.53mm) 0.53(mm)
STD01 240-401912/23 IC		09/23/2019 19:42	1	P12092323.D	CLP-1 (0.53mm) 0.53(mm)
STD01 240-401912/23 IC		09/23/2019 19:42	1	P12092323.D	CLP-2 (0.53mm) 0.53(mm)
STD02 240-401912/24 IC		09/23/2019 20:03	1	P12092324.D	CLP-1 (0.53mm) 0.53(mm)
STD02 240-401912/24 IC		09/23/2019 20:03	1	P12092324.D	CLP-2 (0.53mm) 0.53(mm)
STD05 240-401912/25 IC		09/23/2019 20:24	1	P12092325.D	CLP-1 (0.53mm) 0.53(mm)
STD05 240-401912/25 IC		09/23/2019 20:24	1	P12092325.D	CLP-2 (0.53mm) 0.53(mm)
STD1 240-401912/26 IC		09/23/2019 20:46	1	P12092326.D	CLP-1 (0.53mm) 0.53(mm)
STD1 240-401912/26 IC		09/23/2019 20:46	1	P12092326.D	CLP-2 (0.53mm) 0.53(mm)
STD15 240-401912/27 IC		09/23/2019 21:07	1	P12092327.D	CLP-1 (0.53mm) 0.53(mm)
STD15 240-401912/27 IC		09/23/2019 21:07	1	P12092327.D	CLP-2 (0.53mm) 0.53(mm)
STD005 240-401912/28 IC		09/23/2019 21:28	1	P12092328.D	CLP-1 (0.53mm) 0.53(mm)
STD005 240-401912/28 IC		09/23/2019 21:28	1	P12092328.D	CLP-2 (0.53mm) 0.53(mm)
STD01 240-401912/29 IC		09/23/2019 21:49	1	P12092329.D	CLP-1 (0.53mm) 0.53(mm)
STD01 240-401912/29 IC		09/23/2019 21:49	1	P12092329.D	CLP-2 (0.53mm) 0.53(mm)
STD02 240-401912/30 IC		09/23/2019 22:11	1	P12092330.D	CLP-1 (0.53mm) 0.53(mm)
STD02 240-401912/30 IC		09/23/2019 22:11	1	P12092330.D	CLP-2 (0.53mm) 0.53(mm)
STD05 240-401912/31 ICIS		09/23/2019 22:32	1	P12092331.D	CLP-1 (0.53mm) 0.53(mm)
STD05 240-401912/31 ICIS		09/23/2019 22:32	1	P12092331.D	CLP-2 (0.53mm) 0.53(mm)
STD1 240-401912/32 IC		09/23/2019 22:53	1	P12092332.D	CLP-1 (0.53mm) 0.53(mm)
STD1 240-401912/32 IC		09/23/2019 22:53	1	P12092332.D	CLP-2 (0.53mm) 0.53(mm)
STD15 240-401912/33 IC		09/23/2019 23:14	1	P12092333.D	CLP-1 (0.53mm) 0.53(mm)
STD15 240-401912/33 IC		09/23/2019 23:14	1	P12092333.D	CLP-2 (0.53mm) 0.53(mm)
ICV 240-401912/34		09/23/2019 23:36	1	P12092334.D	CLP-1 (0.53mm) 0.53(mm)
ICV 240-401912/34		09/23/2019 23:36	1	P12092334.D	CLP-2 (0.53mm) 0.53(mm)
ICV 240-401912/35		09/23/2019 23:57	1	P12092335.D	CLP-1 (0.53mm) 0.53(mm)
ICV 240-401912/35		09/23/2019 23:57	1	P12092335.D	CLP-2 (0.53mm) 0.53(mm)
ICV 240-401912/36		09/24/2019 00:18	1	P12092336.D	CLP-1 (0.53mm) 0.53(mm)

PCBS ANALYSIS RUN LOG

Lab Name: Eurofins TestAmerica, Canton Job No.: 240-124062-1

SDG No.:

Instrument ID: A2HP12 Start Date: 09/23/2019 12:57

Analysis Batch Number: 401912 End Date: 09/24/2019 02:05

LAB SAMPLE ID	CLIENT SAMPLE ID	DATE ANALYZED	DILUTION FACTOR	LAB FILE ID	COLUMN ID
ICV 240-401912/36		09/24/2019 00:18	1	P12092336.D	CLP-2 (0.53mm) 0.53(mm)
ICV 240-401912/37		09/24/2019 00:40	1	P12092337.D	CLP-1 (0.53mm) 0.53(mm)
ICV 240-401912/37		09/24/2019 00:40	1	P12092337.D	CLP-2 (0.53mm) 0.53(mm)
ICV 240-401912/38		09/24/2019 01:01	1	P12092338.D	CLP-1 (0.53mm) 0.53(mm)
ICV 240-401912/38		09/24/2019 01:01	1	P12092338.D	CLP-2 (0.53mm) 0.53(mm)
ICV 240-401912/39		09/24/2019 01:22	1	P12092339.D	CLP-1 (0.53mm) 0.53(mm)
ICV 240-401912/39		09/24/2019 01:22	1	P12092339.D	CLP-2 (0.53mm) 0.53(mm)
ICV 240-401912/40		09/24/2019 01:43	1	P12092340.D	CLP-1 (0.53mm) 0.53(mm)
ICV 240-401912/40		09/24/2019 01:43	1	P12092340.D	CLP-2 (0.53mm) 0.53(mm)
ICV 240-401912/41		09/24/2019 02:05	1	P12092341.D	CLP-1 (0.53mm) 0.53(mm)
ICV 240-401912/41		09/24/2019 02:05	1	P12092341.D	CLP-2 (0.53mm) 0.53(mm)

PCBS ANALYSIS RUN LOG

Lab Name: Eurofins TestAmerica, Canton Job No.: 240-124062-1

SDG No.:

Instrument ID: A2HP11 Start Date: 09/26/2019 12:22

Analysis Batch Number: 402587 End Date: 09/27/2019 13:13

LAB SAMPLE ID	CLIENT SAMPLE ID	DATE ANALYZED	DILUTION FACTOR	LAB FILE ID	COLUMN ID
STD005 240-402587/4 IC		09/26/2019 12:22	1	P11092604.D	CLP-1 (0.53mm) 0.53(mm)
STD005 240-402587/4 IC		09/26/2019 12:22	1	P11092604.D	CLP-2 (0.53mm) 0.53(mm)
STD01 240-402587/5 IC		09/26/2019 12:37	1	P11092605.D	CLP-1 (0.53mm) 0.53(mm)
STD01 240-402587/5 IC		09/26/2019 12:37	1	P11092605.D	CLP-2 (0.53mm) 0.53(mm)
STD02 240-402587/6 IC		09/26/2019 12:52	1	P11092606.D	CLP-1 (0.53mm) 0.53(mm)
STD02 240-402587/6 IC		09/26/2019 12:52	1	P11092606.D	CLP-2 (0.53mm) 0.53(mm)
STD05 240-402587/7 IC		09/26/2019 13:06	1	P11092607.D	CLP-1 (0.53mm) 0.53(mm)
STD05 240-402587/7 IC		09/26/2019 13:06	1	P11092607.D	CLP-2 (0.53mm) 0.53(mm)
STD1 240-402587/8 IC		09/26/2019 13:21	1	P11092608.D	CLP-1 (0.53mm) 0.53(mm)
STD1 240-402587/8 IC		09/26/2019 13:21	1	P11092608.D	CLP-2 (0.53mm) 0.53(mm)
STD15 240-402587/9 IC		09/26/2019 13:36	1	P11092609.D	CLP-1 (0.53mm) 0.53(mm)
STD15 240-402587/9 IC		09/26/2019 13:36	1	P11092609.D	CLP-2 (0.53mm) 0.53(mm)
STD005 240-402587/10 IC		09/26/2019 13:50	1	P11092610.D	CLP-1 (0.53mm) 0.53(mm)
STD005 240-402587/10 IC		09/26/2019 13:50	1	P11092610.D	CLP-2 (0.53mm) 0.53(mm)
STD01 240-402587/11 IC		09/26/2019 14:05	1	P11092611.D	CLP-1 (0.53mm) 0.53(mm)
STD01 240-402587/11 IC		09/26/2019 14:05	1	P11092611.D	CLP-2 (0.53mm) 0.53(mm)
STD02 240-402587/12 IC		09/26/2019 14:20	1	P11092612.D	CLP-1 (0.53mm) 0.53(mm)
STD02 240-402587/12 IC		09/26/2019 14:20	1	P11092612.D	CLP-2 (0.53mm) 0.53(mm)
STD05 240-402587/13 IC		09/26/2019 14:34	1	P11092613.D	CLP-1 (0.53mm) 0.53(mm)
STD05 240-402587/13 IC		09/26/2019 14:34	1	P11092613.D	CLP-2 (0.53mm) 0.53(mm)
STD1 240-402587/14 IC		09/26/2019 14:49	1	P11092614.D	CLP-1 (0.53mm) 0.53(mm)
STD1 240-402587/14 IC		09/26/2019 14:49	1	P11092614.D	CLP-2 (0.53mm) 0.53(mm)
STD15 240-402587/15 IC		09/26/2019 15:03	1	P11092615.D	CLP-1 (0.53mm) 0.53(mm)
STD15 240-402587/15 IC		09/26/2019 15:03	1	P11092615.D	CLP-2 (0.53mm) 0.53(mm)
STD005 240-402587/16 IC		09/26/2019 15:18	1	P11092616.D	CLP-1 (0.53mm) 0.53(mm)
STD005 240-402587/16 IC		09/26/2019 15:18	1	P11092616.D	CLP-2 (0.53mm) 0.53(mm)
STD01 240-402587/17 IC		09/26/2019 15:33	1	P11092617.D	CLP-1 (0.53mm) 0.53(mm)
STD01 240-402587/17 IC		09/26/2019 15:33	1	P11092617.D	CLP-2 (0.53mm) 0.53(mm)
STD02 240-402587/18 IC		09/26/2019 15:47	1	P11092618.D	CLP-1 (0.53mm) 0.53(mm)
STD02 240-402587/18 IC		09/26/2019 15:47	1	P11092618.D	CLP-2 (0.53mm) 0.53(mm)
STD05 240-402587/19 IC		09/26/2019 16:02	1	P11092619.D	CLP-1 (0.53mm) 0.53(mm)
STD05 240-402587/19 IC		09/26/2019 16:02	1	P11092619.D	CLP-2 (0.53mm) 0.53(mm)

PCBS ANALYSIS RUN LOG

Lab Name: Eurofins TestAmerica, Canton Job No.: 240-124062-1

SDG No.:

Instrument ID: A2HP11 Start Date: 09/26/2019 12:22

Analysis Batch Number: 402587 End Date: 09/27/2019 13:13

LAB SAMPLE ID	CLIENT SAMPLE ID	DATE ANALYZED	DILUTION FACTOR	LAB FILE ID	COLUMN ID
STD1 240-402587/20 IC		09/26/2019 16:17	1	P11092620.D	CLP-1 (0.53mm) 0.53(mm)
STD1 240-402587/20 IC		09/26/2019 16:17	1	P11092620.D	CLP-2 (0.53mm) 0.53(mm)
STD15 240-402587/21 IC		09/26/2019 16:31	1	P11092621.D	CLP-1 (0.53mm) 0.53(mm)
STD15 240-402587/21 IC		09/26/2019 16:31	1	P11092621.D	CLP-2 (0.53mm) 0.53(mm)
STD005 240-402587/22 IC		09/26/2019 16:46	1	P11092622.D	CLP-1 (0.53mm) 0.53(mm)
STD005 240-402587/22 IC		09/26/2019 16:46	1	P11092622.D	CLP-2 (0.53mm) 0.53(mm)
STD01 240-402587/23 IC		09/26/2019 17:01	1	P11092623.D	CLP-1 (0.53mm) 0.53(mm)
STD01 240-402587/23 IC		09/26/2019 17:01	1	P11092623.D	CLP-2 (0.53mm) 0.53(mm)
STD02 240-402587/24 IC		09/26/2019 17:15	1	P11092624.D	CLP-1 (0.53mm) 0.53(mm)
STD02 240-402587/24 IC		09/26/2019 17:15	1	P11092624.D	CLP-2 (0.53mm) 0.53(mm)
STD05 240-402587/25 IC		09/26/2019 17:30	1	P11092625.D	CLP-1 (0.53mm) 0.53(mm)
STD05 240-402587/25 IC		09/26/2019 17:30	1	P11092625.D	CLP-2 (0.53mm) 0.53(mm)
STD1 240-402587/26 IC		09/26/2019 17:45	1	P11092626.D	CLP-1 (0.53mm) 0.53(mm)
STD1 240-402587/26 IC		09/26/2019 17:45	1	P11092626.D	CLP-2 (0.53mm) 0.53(mm)
STD15 240-402587/27 IC		09/26/2019 17:59	1	P11092627.D	CLP-1 (0.53mm) 0.53(mm)
STD15 240-402587/27 IC		09/26/2019 17:59	1	P11092627.D	CLP-2 (0.53mm) 0.53(mm)
STD005 240-402587/28 IC		09/26/2019 18:14	1	P11092628.D	CLP-1 (0.53mm) 0.53(mm)
STD005 240-402587/28 IC		09/26/2019 18:14	1	P11092628.D	CLP-2 (0.53mm) 0.53(mm)
STD01 240-402587/29 IC		09/26/2019 18:29	1	P11092629.D	CLP-1 (0.53mm) 0.53(mm)
STD01 240-402587/29 IC		09/26/2019 18:29	1	P11092629.D	CLP-2 (0.53mm) 0.53(mm)
STD02 240-402587/30 IC		09/26/2019 18:43	1	P11092630.D	CLP-1 (0.53mm) 0.53(mm)
STD02 240-402587/30 IC		09/26/2019 18:43	1	P11092630.D	CLP-2 (0.53mm) 0.53(mm)
STD05 240-402587/31 ICIS		09/26/2019 18:58	1	P11092631.D	CLP-1 (0.53mm) 0.53(mm)
STD05 240-402587/31 ICIS		09/26/2019 18:58	1	P11092631.D	CLP-2 (0.53mm) 0.53(mm)
STD1 240-402587/32 IC		09/26/2019 19:12	1	P11092632.D	CLP-1 (0.53mm) 0.53(mm)
STD1 240-402587/32 IC		09/26/2019 19:12	1	P11092632.D	CLP-2 (0.53mm) 0.53(mm)
STD15 240-402587/33 IC		09/26/2019 19:27	1	P11092633.D	CLP-1 (0.53mm) 0.53(mm)
STD15 240-402587/33 IC		09/26/2019 19:27	1	P11092633.D	CLP-2 (0.53mm) 0.53(mm)
ICV 240-402587/34		09/26/2019 19:42	1	P11092634.D	CLP-1 (0.53mm) 0.53(mm)
ICV 240-402587/34		09/26/2019 19:42	1	P11092634.D	CLP-2 (0.53mm) 0.53(mm)
ICV 240-402587/35		09/26/2019 19:56	1	P11092635.D	CLP-1 (0.53mm) 0.53(mm)
ICV 240-402587/35		09/26/2019 19:56	1	P11092635.D	CLP-2 (0.53mm) 0.53(mm)
ICV 240-402587/36		09/26/2019 20:11	1	P11092636.D	CLP-1 (0.53mm) 0.53(mm)

PCBS ANALYSIS RUN LOG

Lab Name: Eurofins TestAmerica, Canton Job No.: 240-124062-1

SDG No.:

Instrument ID: A2HP11 Start Date: 09/26/2019 12:22

Analysis Batch Number: 402587 End Date: 09/27/2019 13:13

LAB SAMPLE ID	CLIENT SAMPLE ID	DATE ANALYZED	DILUTION FACTOR	LAB FILE ID	COLUMN ID
ICV 240-402587/36		09/26/2019 20:11	1	P11092636.D	CLP-2 (0.53mm) 0.53(mm)
ICV 240-402587/37		09/26/2019 20:25	1	P11092637.D	CLP-1 (0.53mm) 0.53(mm)
ICV 240-402587/37		09/26/2019 20:25	1	P11092637.D	CLP-2 (0.53mm) 0.53(mm)
ICV 240-402587/38		09/26/2019 20:40	1	P11092638.D	CLP-1 (0.53mm) 0.53(mm)
ICV 240-402587/38		09/26/2019 20:40	1	P11092638.D	CLP-2 (0.53mm) 0.53(mm)
ICV 240-402587/39		09/26/2019 20:55	1	P11092639.D	CLP-1 (0.53mm) 0.53(mm)
ICV 240-402587/39		09/26/2019 20:55	1	P11092639.D	CLP-2 (0.53mm) 0.53(mm)
ICV 240-402587/40		09/26/2019 21:09	1	P11092640.D	CLP-1 (0.53mm) 0.53(mm)
ICV 240-402587/40		09/26/2019 21:09	1	P11092640.D	CLP-2 (0.53mm) 0.53(mm)
ICV 240-402587/42		09/27/2019 13:13	1	P11092643.D	CLP-1 (0.53mm) 0.53(mm)
ICV 240-402587/42		09/27/2019 13:13	1	P11092643.D	CLP-2 (0.53mm) 0.53(mm)

PCBS ANALYSIS RUN LOG

Lab Name: Eurofins TestAmerica, Canton Job No.: 240-124062-1

SDG No.:

Instrument ID: A2HP11 Start Date: 12/24/2019 13:09

Analysis Batch Number: 417104 End Date: 12/24/2019 17:18

LAB SAMPLE ID	CLIENT SAMPLE ID	DATE ANALYZED	DILUTION FACTOR	LAB FILE ID	COLUMN ID
CCV 240-417104/3 CCVIS		12/24/2019 13:09	1	P11122403.D	CLP-1 (0.53mm) 0.53(mm)
CCV 240-417104/3 CCVIS		12/24/2019 13:09	1		CLP-2 (0.53mm) 0.53(mm)
CCV 240-417104/4		12/24/2019 13:24	1	P11122404.D	CLP-1 (0.53mm) 0.53(mm)
CCV 240-417104/4		12/24/2019 13:24	1		CLP-2 (0.53mm) 0.53(mm)
CCV 240-417104/5		12/24/2019 13:38	1	P11122405.D	CLP-1 (0.53mm) 0.53(mm)
CCV 240-417104/5		12/24/2019 13:38	1		CLP-2 (0.53mm) 0.53(mm)
CCV 240-417104/6		12/24/2019 13:53	1	P11122406.D	CLP-1 (0.53mm) 0.53(mm)
CCV 240-417104/6		12/24/2019 13:53	1		CLP-2 (0.53mm) 0.53(mm)
CCV 240-417104/7		12/24/2019 14:08	1	P11122407.D	CLP-1 (0.53mm) 0.53(mm)
CCV 240-417104/7		12/24/2019 14:08	1		CLP-2 (0.53mm) 0.53(mm)
MB 240-416577/15-A		12/24/2019 14:37	1	P11122409.D	CLP-1 (0.53mm) 0.53(mm)
MB 240-416577/15-A		12/24/2019 14:37	1	P11122409.D	CLP-2 (0.53mm) 0.53(mm)
LCS 240-416577/16-A		12/24/2019 14:51	1	P11122410.D	CLP-1 (0.53mm) 0.53(mm)
LCS 240-416577/16-A		12/24/2019 14:51	1	P11122410.D	CLP-2 (0.53mm) 0.53(mm)
240-124062-6		12/24/2019 16:04	1	P11122415.D	CLP-1 (0.53mm) 0.53(mm)
240-124062-6		12/24/2019 16:04	1	P11122415.D	CLP-2 (0.53mm) 0.53(mm)
ZZZZZ		12/24/2019 16:19	1		CLP-1 (0.53mm) 0.53(mm)
ZZZZZ		12/24/2019 16:19	1		CLP-2 (0.53mm) 0.53(mm)
ZZZZZ		12/24/2019 16:34	1		CLP-1 (0.53mm) 0.53(mm)
ZZZZZ		12/24/2019 16:34	1		CLP-2 (0.53mm) 0.53(mm)
ZZZZZ		12/24/2019 16:48	1		CLP-1 (0.53mm) 0.53(mm)
ZZZZZ		12/24/2019 16:48	1		CLP-2 (0.53mm) 0.53(mm)
240-124017-C-32-C MS		12/24/2019 17:03	1	P11122419.D	CLP-1 (0.53mm) 0.53(mm)
240-124017-C-32-C MS		12/24/2019 17:03	1	P11122419.D	CLP-2 (0.53mm) 0.53(mm)
240-124017-C-32-D MSD		12/24/2019 17:18	1	P11122420.D	CLP-1 (0.53mm) 0.53(mm)
240-124017-C-32-D MSD		12/24/2019 17:18	1	P11122420.D	CLP-2 (0.53mm) 0.53(mm)

PCBS ANALYSIS RUN LOG

Lab Name: Eurofins TestAmerica, Canton Job No.: 240-124062-1

SDG No.:

Instrument ID: A2HP12 Start Date: 12/27/2019 07:49

Analysis Batch Number: 417350 End Date: 12/27/2019 18:25

LAB SAMPLE ID	CLIENT SAMPLE ID	DATE ANALYZED	DILUTION FACTOR	LAB FILE ID	COLUMN ID
CCV 240-417350/3 CCVIS		12/27/2019 07:49	1	P12122703.D	CLP-1 (0.53mm) 0.53(mm)
CCV 240-417350/3 CCVIS		12/27/2019 07:49	1		CLP-2 (0.53mm) 0.53(mm)
CCV 240-417350/4		12/27/2019 08:10	1	P12122704.D	CLP-1 (0.53mm) 0.53(mm)
CCV 240-417350/4		12/27/2019 08:10	1		CLP-2 (0.53mm) 0.53(mm)
CCV 240-417350/5		12/27/2019 08:31	1	P12122705.D	CLP-1 (0.53mm) 0.53(mm)
CCV 240-417350/5		12/27/2019 08:31	1		CLP-2 (0.53mm) 0.53(mm)
CCV 240-417350/6		12/27/2019 08:52	1	P12122706.D	CLP-1 (0.53mm) 0.53(mm)
CCV 240-417350/6		12/27/2019 08:52	1		CLP-2 (0.53mm) 0.53(mm)
CCV 240-417350/7		12/27/2019 09:14	1	P12122707.D	CLP-1 (0.53mm) 0.53(mm)
CCV 240-417350/7		12/27/2019 09:14	1		CLP-2 (0.53mm) 0.53(mm)
MB 240-417140/18-A		12/27/2019 09:56	1	P12122709.D	CLP-1 (0.53mm) 0.53(mm)
MB 240-417140/18-A		12/27/2019 09:56	1	P12122709.D	CLP-2 (0.53mm) 0.53(mm)
LCS 240-417140/19-A		12/27/2019 10:17	1	P12122710.D	CLP-1 (0.53mm) 0.53(mm)
LCS 240-417140/19-A		12/27/2019 10:17	1	P12122710.D	CLP-2 (0.53mm) 0.53(mm)
ZZZZZ		12/27/2019 10:38	1		CLP-1 (0.53mm) 0.53(mm)
ZZZZZ		12/27/2019 10:38	1		CLP-2 (0.53mm) 0.53(mm)
240-124062-7		12/27/2019 11:42	100	P12122714.D	CLP-1 (0.53mm) 0.53(mm)
240-124062-7		12/27/2019 11:42	100	P12122714.D	CLP-2 (0.53mm) 0.53(mm)
ZZZZZ		12/27/2019 12:03	1		CLP-1 (0.53mm) 0.53(mm)
ZZZZZ		12/27/2019 12:03	1		CLP-2 (0.53mm) 0.53(mm)
ZZZZZ		12/27/2019 15:35	1		CLP-1 (0.53mm) 0.53(mm)
ZZZZZ		12/27/2019 15:35	1		CLP-2 (0.53mm) 0.53(mm)
ZZZZZ		12/27/2019 15:57	1		CLP-1 (0.53mm) 0.53(mm)
ZZZZZ		12/27/2019 15:57	1		CLP-2 (0.53mm) 0.53(mm)
CCVIS 240-417350/29		12/27/2019 17:00	1		CLP-1 (0.53mm) 0.53(mm)
CCVIS 240-417350/29		12/27/2019 17:00	1		CLP-2 (0.53mm) 0.53(mm)
ZZZZZ		12/27/2019 17:21	1		CLP-1 (0.53mm) 0.53(mm)
ZZZZZ		12/27/2019 17:21	1		CLP-2 (0.53mm) 0.53(mm)
ZZZZZ		12/27/2019 18:04	1		CLP-1 (0.53mm) 0.53(mm)
ZZZZZ		12/27/2019 18:04	1		CLP-2 (0.53mm) 0.53(mm)
ZZZZZ		12/27/2019 18:25	5		CLP-1 (0.53mm) 0.53(mm)
ZZZZZ		12/27/2019 18:25	5		CLP-2 (0.53mm) 0.53(mm)

PCBS BATCH WORKSHEET

Lab Name: Eurofins TestAmerica, Canton Job No.: 240-124062-1

SDG No.:

Batch Number: 416577 Batch Start Date: 12/20/19 12:10 Batch Analyst: Border, Elizabeth

Batch Method: 3540C Batch End Date: 12/21/19 04:10

Lab Sample ID	Client Sample ID	Method Chain	Basis	InitialAmount	FinalAmount	ex10PPMSPK 00048	ex2/.2SURRW 00132		
240-124062-C-6	WC-S-PILES-121719	3540C, 8082A	T	10.23 g	10 mL		1 mL		
240-124017-C-32 MS		3540C, 8082A	T	10.01 g	10 mL	1 mL	1 mL		
240-124017-C-32 MSD		3540C, 8082A	T	10.23 g	10 mL	1 mL	1 mL		
MB 240-416577/15		3540C, 8082A		10 g	10 mL		1 mL		
LCS 240-416577/16		3540C, 8082A		10 g	10 mL	1 mL	1 mL		

Batch Notes	
Balance ID	4480281
Analyst ID - Concentration	JESSICA TRUSHEL EBONE FORD STEVE EARLE
Analyst ID - Extraction	ELIZABETH BORDER
Glass Wool ID	3894701
Na2SO4 ID	2548158
Prep Solvent ID	4161897
Analyst ID - Spike Analyst	ELIZABETH BORDER

Basis	Basis Description
T	Total/NA

The pound sign (#) in the amount added field denotes that the reagent was used undiluted. All calculations are performed using the stated concentration for this reagent.

PCBS BATCH WORKSHEET

Lab Name: Eurofins TestAmerica, Canton Job No.: 240-124062-1

SDG No.:

Batch Number: 417140 Batch Start Date: 12/24/19 13:01 Batch Analyst: Howell, Matthew D

Batch Method: 3510C Batch End Date:

Lab Sample ID	Client Sample ID	Method Chain	Basis	InitialAmount	FinalAmount	ReceivedpH	FirstAdjustpH	ex10PPMSPK 00048	ex2/.2SURRW 00135
240-124062-F-7	WC-W-PILES-121719	3510C, 8082A	T	840 mL	2 mL	10 SU	7 SU		1 mL
MB 240-417140/18		3510C, 8082A		1000 mL	2 mL	7 SU			1 mL
LCS 240-417140/19		3510C, 8082A		1000 mL	2 mL	7 SU		0.25 mL	1 mL

Lab Sample ID	Client Sample ID	Method Chain	Basis	AnalysisComment					
240-124062-F-7	WC-W-PILES-121719	3510C, 8082A	T	added 1 ml BNA SURR, difficult matrix					
MB 240-417140/18		3510C, 8082A		added 1 ml BNA SURR					
LCS 240-417140/19		3510C, 8082A		added 1 ml BNA SURR					

Batch Notes	
Analyst ID - Concentration	JESSICA TRUSHEL EBONE FORD STEVE EARLE
Analyst ID - Extraction	MATTHEW HOWELL
Na2SO4 ID	2548156
pH Indicator ID	3734946 2794736
Pipette/Syringe/Dispenser ID	6 7
Prep Solvent ID	4566434
Analyst ID - Spike Analyst	MATTHEW HOWELL

Basis	Basis Description
T	Total/NA

The pound sign (#) in the amount added field denotes that the reagent was used undiluted. All calculations are performed using the stated concentration for this reagent.

METALS

COVER PAGE
METALS

Lab Name: Eurofins TestAmerica, Canton Job Number: 240-124062-1

SDG No.:

Project: MRC Block E Soil Pile Inv

Client Sample ID	Lab Sample ID
WC-S-PILES-121719	240-124062-6
WC-W-PILES-121719	240-124062-7

Comments:

1A-IN
INORGANIC ANALYSIS DATA SHEET
METALS - TCLP

Client Sample ID: WC-S-PILES-121719 Lab Sample ID: 240-124062-6

Lab Name: Eurofins TestAmerica, Canton Job No.: 240-124062-1

SDG ID.:

Matrix: Solid Date Sampled: 12/17/2019 11:30

Reporting Basis: WET Date Received: 12/18/2019 11:20

CAS No.	Analyte	Result	RL	MDL	Units	C	Q	DIL	Method
7440-38-2	Arsenic	0.0041	0.050	0.0041	mg/L	U		1	6010C
7440-39-3	Barium	0.46	0.50	0.0013	mg/L	J	B	1	6010C
7440-43-9	Cadmium	0.0025	0.050	0.00020	mg/L	J		1	6010C
7440-47-3	Chromium	0.013	0.050	0.00063	mg/L	J	B	1	6010C
7439-92-1	Lead	0.020	0.050	0.0028	mg/L	J		1	6010C
7782-49-2	Selenium	0.0060	0.050	0.0060	mg/L	U		1	6010C
7440-22-4	Silver	0.00062	0.050	0.00062	mg/L	U		1	6010C
7439-97-6	Mercury	0.00013	0.0020	0.00013	mg/L	U		1	7470A

1A-IN
INORGANIC ANALYSIS DATA SHEET
METALS - TCLP

Client Sample ID: WC-W-PILES-121719 Lab Sample ID: 240-124062-7

Lab Name: Eurofins TestAmerica, Canton Job No.: 240-124062-1

SDG ID.:

Matrix: Water Date Sampled: 12/17/2019 11:45

Reporting Basis: WET Date Received: 12/18/2019 11:20

CAS No.	Analyte	Result	RL	MDL	Units	C	Q	DIL	Method
7440-38-2	Arsenic	0.021	0.050	0.0041	mg/L	J		1	6010C
7440-39-3	Barium	0.22	0.50	0.0013	mg/L	J	B	1	6010C
7440-43-9	Cadmium	0.0047	0.050	0.00020	mg/L	J		1	6010C
7440-47-3	Chromium	0.089	0.050	0.00063	mg/L		B	1	6010C
7439-92-1	Lead	0.065	0.050	0.0028	mg/L			1	6010C
7782-49-2	Selenium	0.0060	0.050	0.0060	mg/L	U		1	6010C
7440-22-4	Silver	0.00062	0.050	0.00062	mg/L	U		1	6010C
7439-97-6	Mercury	0.00013	0.0020	0.00013	mg/L	U		1	7470A

2A-IN
CALIBRATION VERIFICATIONS
METALS

Lab Name: Eurofins TestAmerica, Canton Job No.: 240-124062-1

SDG No.:

ICV Source: ICPICV_00005 Concentration Units: ug/L

CCV Source: ICPCCV_00016

Analyte	ICV 240-416912/4 12/23/2019 08:32				CCV 240-416912/18 12/23/2019 09:32				CCV 240-416912/30 12/23/2019 10:23			
	Found	C	True	%R	Found	C	True	%R	Found	C	True	%R
Arsenic	2040		2000	102	1990		2000	100	1980		2000	99
Barium	2030		2000	101	2010		2000	101	2010		2000	100
Cadmium	2020		2000	101	1970		2000	98	1960		2000	98
Chromium	2010		2000	100	2030		2000	102	2040		2000	102
Lead	1930		2000	96	1890		2000	95	1890		2000	95
Selenium	2010		2000	101	2000		2000	100	1970		2000	99
Silver	1000		1000	100	1020		1000	102	1020		1000	102

Note! Calculations are performed before rounding to avoid round-off errors in calculated results.
Italicized analytes were not requested for this sequence.

2A-IN
CALIBRATION VERIFICATIONS
METALS

Lab Name: Eurofins TestAmerica, Canton Job No.: 240-124062-1

SDG No.:

ICV Source: ICPICV_00005 Concentration Units: ug/L

CCV Source: ICPCCV_00016

Analyte	CCV 240-416912/42 12/23/2019 11:15				CCV 240-416912/55 12/23/2019 12:31				CCV 240-416912/67 12/23/2019 13:24			
	Found	C	True	%R	Found	C	True	%R	Found	C	True	%R
Arsenic	2000		2000	100	1990		2000	99	2040		2000	102
Barium	2030		2000	101	2010		2000	100	2020		2000	101
Cadmium	1970		2000	99	1970		2000	98	1990		2000	99
Chromium	2050		2000	103	2040		2000	102	2000		2000	100
Lead	1910		2000	95	1920		2000	96	1970		2000	98
Selenium	2000		2000	100	1960		2000	98	1970		2000	98
Silver	1020		1000	102	1020		1000	102	1020		1000	102

Note! Calculations are performed before rounding to avoid round-off errors in calculated results.
Italicized analytes were not requested for this sequence.

2A-IN
CALIBRATION VERIFICATIONS
METALS

Lab Name: Eurofins TestAmerica, Canton Job No.: 240-124062-1

SDG No.:

ICV Source: MTTRCRIC_00079 Concentration Units: ug/L

CCV Source: MTTRCRIC_00079

Analyte	ICVL 240-416912/6 12/23/2019 08:40				CCVL 240-416912/105 12/23/2019 16:05							
	Found	C	True	%R	Found	C	True	%R	Found	C	True	%R
Arsenic	12.1		15.0	80	12.8		15.0	85				
Barium	202		200	101	200		200	100				
Cadmium	5.22		5.00	104	4.97		5.00	99				
Chromium	10.4		10.0	104	10.9		10.0	109				
Lead	11.4		10.0	114	10.4		10.0	104				
Selenium	16.8		20.0	84	17.9		20.0	90				
Silver	10.2		10.0	102	10.5		10.0	105				

Note! Calculations are performed before rounding to avoid round-off errors in calculated results.
Italicized analytes were not requested for this sequence.

2A-IN
CALIBRATION VERIFICATIONS
METALS

Lab Name: Eurofins TestAmerica, Canton Job No.: 240-124062-1

SDG No.:

ICV Source: MTHgICV_00001_00614 Concentration Units: ug/L

CCV Source: MTHGCALW_02287

Analyte	ICV 240-416388/7-A 12/20/2019 09:09				CCV 240-416388/10-A 12/20/2019 18:56				CCV 240-416388/10-A 12/20/2019 19:23			
	Found	C	True	%R	Found	C	True	%R	Found	C	True	%R
Mercury	4.89		5.00	98	5.11		5.00	102	5.02		5.00	100

Note! Calculations are performed before rounding to avoid round-off errors in calculated results.
Italicized analytes were not requested for this sequence.

2A-IN
CALIBRATION VERIFICATIONS
METALS

Lab Name: Eurofins TestAmerica, Canton Job No.: 240-124062-1

SDG No.:

ICV Source: MTHgICV_00001_00614 Concentration Units: ug/L

CCV Source: MTHGCALW_02287

Analyte	CCV 240-416388/10-A 12/20/2019 19:50				CCV 240-416388/10-A 12/20/2019 20:16							
	Found	C	True	%R	Found	C	True	%R	Found	C	True	%R
Mercury	5.14		5.00	103	5.17		5.00	103				

Note! Calculations are performed before rounding to avoid round-off errors in calculated results.
Italicized analytes were not requested for this sequence.

2B-IN
CRQL CHECK STANDARD
METALS

Lab Name: Eurofins TestAmerica, Canton Job No.: 240-124062-1

SDG No.:

Method: 7470A Instrument ID: H2

Lab Sample ID: CRA 240-416388/9-A Concentration Units: ug/L

CRQL Check Standard Source: MTHGCALW_02287

Analyte	CRQL Check Standard				
	True	Found	Qualifiers	%R(1)	Limits
Mercury	0.200	0.171	J	85	50-150

Note! Calculations are performed before rounding to avoid round-off errors in calculated results.

FORM IIB-IN

3-IN
INSTRUMENT BLANKS
METALS

Lab Name: Eurofins TestAmerica, Canton Job No.: 240-124062-1

SDG No.:

Concentration Units: ug/L

Analyte	RL	ICB 240-416912/5 12/23/2019 08:36		CCB 240-416912/19 12/23/2019 09:36		CCB 240-416912/31 12/23/2019 10:27		CCB 240-416912/43 12/23/2019 11:19	
		Found	C	Found	C	Found	C	Found	C
Arsenic	10	4.1	U	4.1	U	4.1	U	4.1	U
Barium	200	1.3	U	1.3	U	1.3	U	1.3	U
Cadmium	2.0	0.20	U	0.20	U	0.20	U	0.20	U
Chromium	5.0	0.63	U	0.63	U	0.63	U	0.63	U
Lead	5.0	2.8	U	2.8	U	2.8	U	2.8	U
Selenium	15	6.0	U	6.0	U	6.0	U	6.0	U
Silver	5.0	0.62	U	0.671	J	0.62	U	0.62	U

Italicized analytes were not requested for this sequence.

3-IN
INSTRUMENT BLANKS
METALS

Lab Name: Eurofins TestAmerica, Canton Job No.: 240-124062-1

SDG No.:

Concentration Units: ug/L

Analyte	RL	CCB 240-416912/56 12/23/2019 12:35		CCB 240-416912/68 12/23/2019 13:28					
		Found	C	Found	C	Found	C	Found	C
Arsenic	10	4.1	U	4.1	U				
Barium	200	1.3	U	1.3	U				
Cadmium	2.0	0.20	U	0.20	U				
Chromium	5.0	0.63	U	0.645	J				
Lead	5.0	2.8	U	2.8	U				
Selenium	15	6.0	U	6.0	U				
Silver	5.0	0.880	J	0.62	U				

Italicized analytes were not requested for this sequence.

3-IN
INSTRUMENT BLANKS
METALS

Lab Name: Eurofins TestAmerica, Canton Job No.: 240-124062-1

SDG No.:

Concentration Units: ug/L

Analyte	RL	ICB 240-416388/8-A 12/20/2019 09:11		CCB 240-416388/11-A 12/20/2019 18:58		CCB 240-416388/11-A 12/20/2019 19:25		CCB 240-416388/11-A 12/20/2019 19:52	
		Found	C	Found	C	Found	C	Found	C
Mercury	2.0	0.13	U	0.13	U	0.13	U	0.13	U

Italicized analytes were not requested for this sequence.

3-IN
INSTRUMENT BLANKS
METALS

Lab Name: Eurofins TestAmerica, Canton Job No.: 240-124062-1

SDG No.:

Concentration Units: ug/L

Analyte	RL	CCB 240-416388/11-A 12/20/2019 20:19							
		Found	C	Found	C	Found	C	Found	C
Mercury	2.0	0.13	U						

Italicized analytes were not requested for this sequence.

3-IN
METHOD BLANK
METALS

Lab Name: Eurofins TestAmerica, Canton Job No.: 240-124062-1

SDG No.:

Concentration Units: mg/L Lab Sample ID: MB 240-416497/2-A

Instrument Code: I9 Batch No.: 416912

CAS No.	Analyte	Concentration	C	Q	Method
7440-38-2	Arsenic	0.0041	U		6010C
7440-39-3	Barium	0.0013	U		6010C
7440-43-9	Cadmium	0.00020	U		6010C
7440-47-3	Chromium	0.000886	J		6010C
7439-92-1	Lead	0.0028	U		6010C
7782-49-2	Selenium	0.0060	U		6010C
7440-22-4	Silver	0.00062	U		6010C

3-IN
METHOD BLANK
METALS - TCLP

Lab Name: Eurofins TestAmerica, Canton Job No.: 240-124062-1

SDG No.:

Concentration Units: mg/L Lab Sample ID: LB 240-416470/1-B

Instrument Code: I9 Batch No.: 416912

CAS No.	Analyte	Concentration	C	Q	Method
7440-38-2	Arsenic	0.0041	U		6010C
7440-39-3	Barium	0.0225	J		6010C
7440-43-9	Cadmium	0.00020	U		6010C
7440-47-3	Chromium	0.00344	J		6010C
7439-92-1	Lead	0.0028	U		6010C
7782-49-2	Selenium	0.0060	U		6010C
7440-22-4	Silver	0.00062	U		6010C

3-IN
METHOD BLANK
METALS

Lab Name: Eurofins TestAmerica, Canton Job No.: 240-124062-1

SDG No.:

Concentration Units: mg/L Lab Sample ID: LB 240-416499/1-A

Instrument Code: H2 Batch No.: 416874

CAS No.	Analyte	Concentration	C	Q	Method
7439-97-6	Mercury	0.00013	U		7470A

3-IN
METHOD BLANK
METALS

Lab Name: Eurofins TestAmerica, Canton Job No.: 240-124062-1

SDG No.:

Concentration Units: mg/L Lab Sample ID: MB 240-416499/2-A

Instrument Code: H2 Batch No.: 416874

CAS No.	Analyte	Concentration	C	Q	Method
7439-97-6	Mercury	0.00013	U		7470A

4A-IN
INTERFERENCE CHECK STANDARD
METALS

Lab Name: Eurofins TestAmerica, Canton Job No.: 240-124062-1

SDG No.:

Lab Sample ID: ICSA 240-416912/8 Instrument ID: I9

Lab File ID: I9122319A.asc ICS Source: MTTRICSAW_00049

Concentration Units: ug/L

Analyte	True Solution A	Found Solution A	Percent Recovery
Arsenic		**-3.39**	
Barium		**1.22**	
Cadmium		**0.839**	
Chromium		**5.99**	
Lead		**-2.89**	
Selenium		**-3.50**	
Silver		**-0.131**	
Aluminum	*500000*	*490560*	*98*
Antimony		*-1.83*	
Beryllium		*0.0611*	
Boron		*-6.72*	
Calcium	*500000*	*460620*	*92*
Cobalt		*-0.720*	
Copper		*0.260*	
Iron	*200000*	*189120*	*95*
Lithium		*7.90*	
Magnesium	*500000*	*493450*	*99*
Manganese		*2.40*	
Molybdenum		*-8.49*	
Nickel		*3.67*	
Potassium		*26.7*	
Silicon		*16.4*	
Sodium		*131*	
Strontium		*13.1*	
Thallium		*5.66*	
Tin		*-0.896*	
Titanium		*-0.202*	
Vanadium		*-7.92*	
Zinc		*0.231*	

Calculations are performed before rounding to avoid round-off errors in calculated results.

FORM IVA-IN

4A-IN
INTERFERENCE CHECK STANDARD
METALS

Lab Name: Eurofins TestAmerica, Canton Job No.: 240-124062-1

SDG No.:

Lab Sample ID: ICSAB 240-416912/9 Instrument ID: I9

Lab File ID: I9122319A.asc ICS Source: ICPICSAB_00002

Concentration Units: ug/L

Analyte	True Solution AB	Found Solution AB	Percent Recovery
Arsenic	**1000**	**1020**	**102**
Barium	**1000**	**1015**	**101**
Cadmium	**1000**	**1019**	**102**
Chromium	**1000**	**1013**	**101**
Lead	**1000**	**891**	**89**
Selenium	**1000**	**1006**	**101**
Silver	**1000**	**1080**	**108**
Aluminum	*500000*	*489260*	*98*
Antimony	*1000*	*1003*	*100*
Beryllium	*500*	*500*	*100*
Boron	*10000*	*10054*	*101*
Calcium	*500000*	*458770*	*92*
Cobalt	*1000*	*1028*	*103*
Copper	*1000*	*1064*	*106*
Iron	*200000*	*188510*	*94*
Lithium	*500*	*538*	*108*
Magnesium	*500000*	*492790*	*99*
Manganese	*1000*	*1031*	*103*
Molybdenum	*1000*	*989*	*99*
Nickel	*1000*	*1023*	*102*
Potassium	*10000*	*9860*	*99*
Silicon	*10000*	*9897*	*99*
Sodium	*10000*	*10168*	*102*
Strontium	*1000*	*959*	*96*
Thallium	*1000*	*983*	*98*
Tin	*1000*	*1048*	*105*
Titanium	*1000*	*1065*	*106*
Vanadium	*1000*	*969*	*97*
Zinc	*1000*	*1037*	*104*

Calculations are performed before rounding to avoid round-off errors in calculated results.

FORM IVA-IN

5A-IN
MATRIX SPIKE SAMPLE RECOVERY
METALS - TCLP

Client ID: _____ Lab ID: 240-123946-B-1-D MS ^5

Lab Name: Eurofins TestAmerica, Canton Job No.: 240-124062-1

SDG No.: _____

Matrix: Solid Concentration Units: mg/L

% Solids: _____

Analyte	SSR	C	Sample Result (SR)	C	Spike Added (SA)	%R	Control Limit %R	Q	Method
Arsenic	5.24		0.0041	U	5.00	105	75-125		6010C
Barium	51.4		0.063	J	50.0	103	75-125		6010C
Cadmium	1.05		0.00020	U	1.00	105	75-125		6010C
Chromium	5.28		0.0033	J	5.00	105	75-125		6010C
Lead	9.30		3.8		5.00	110	75-125		6010C
Selenium	1.08		0.0074	J	1.00	107	75-125		6010C
Silver	1.06		0.00062	U	1.00	106	75-125		6010C

SSR = Spiked Sample Result

Calculations are performed before rounding to avoid round-off errors in calculated results.

FORM VA - IN

5A-IN
MATRIX SPIKE SAMPLE RECOVERY
METALS - TCLP

Client ID: Lab ID: 240-123946-B-1-G MS

Lab Name: Eurofins TestAmerica, Canton Job No.: 240-124062-1

SDG No.:

Matrix: Solid Concentration Units: mg/L

% Solids:

Analyte	SSR	C	Sample Result (SR)	C	Spike Added (SA)	%R	Control Limit %R	Q	Method
Mercury	0.00525		0.00013	U	0.00500	105	80-120		7470A

SSR = Spiked Sample Result

Calculations are performed before rounding to avoid round-off errors in calculated results.

FORM VA - IN

5A-IN
MATRIX SPIKE DUPLICATE SAMPLE RECOVERY
METALS - TCLP

Client ID: _____ Lab ID: 240-123946-B-1-E MSD ^5

Lab Name: Eurofins TestAmerica, Canton Job No.: 240-124062-1

SDG No.: _____

Matrix: Solid Concentration Units: mg/L

% Solids: _____

Analyte	(SDR)	C	Spike Added (SA)	%R	Control Limit %R	RPD	RPD Limit	Q	Method
Arsenic	5.14		5.00	103	75-125	2	20		6010C
Barium	50.6		50.0	101	75-125	2	20		6010C
Cadmium	1.03		1.00	103	75-125	2	20		6010C
Chromium	5.21		5.00	104	75-125	1	20		6010C
Lead	9.04		5.00	104	75-125	3	20		6010C
Selenium	1.05		1.00	104	75-125	2	20		6010C
Silver	1.03		1.00	103	75-125	3	20		6010C

SDR = Sample Duplicate Result

Calculations are performed before rounding to avoid round-off errors in calculated results.

FORM VD - IN

5A-IN
MATRIX SPIKE DUPLICATE SAMPLE RECOVERY
METALS - TCLP

Client ID: _____ Lab ID: 240-123946-B-1-H MSD

Lab Name: Eurofins TestAmerica, Canton Job No.: 240-124062-1

SDG No.: _____

Matrix: Solid Concentration Units: mg/L

% Solids: _____

Analyte	(SDR) C		Spike Added (SA)	%R	Control Limit %R	RPD	RPD Limit	Q	Method
Mercury	0.00531		0.00500	106	80-120	1	20		7470A

SDR = Sample Duplicate Result

Calculations are performed before rounding to avoid round-off errors in calculated results.

FORM VD - IN

7A-IN
LAB CONTROL SAMPLE
METALS

Lab ID: LCS 240-416497/3-A

Lab Name: Eurofins TestAmerica, Canton Job No.: 240-124062-1

Sample Matrix: Water LCS Source: SPIKE1_00006

Analyte	Water(mg/L)							
	True	Found	C	%R	Limits		Q	Method
Arsenic	2.00	2.12		106	50	150		6010C
Barium	2.00	2.03		101	50	150		6010C
Cadmium	1.00	1.01		101	50	150		6010C
Chromium	1.00	1.04		104	50	150		6010C
Lead	1.00	0.909		91	50	150		6010C
Selenium	2.00	2.10		105	50	150		6010C
Silver	0.100	0.108		108	50	150		6010C

Calculations are performed before rounding to avoid round-off errors in calculated results.

FORM VIIA - IN

7A-IN
LAB CONTROL SAMPLE
METALS

Lab ID: LCS 240-416499/3-A

Lab Name: Eurofins TestAmerica, Canton Job No.: 240-124062-1

Sample Matrix: Water LCS Source: MTHGCALW_02288

Analyte	Water(mg/L)							
	True	Found	C	%R	Limits		Q	Method
Mercury	0.00500	0.00514		103	80	120		7470A

Calculations are performed before rounding to avoid round-off errors in calculated results.

FORM VIIA - IN

8-IN
ICP-AES AND ICP-MS SERIAL DILUTIONS
METALS - TCLP

Lab ID: 240-123946-B-1-C SD ^5

SDG No:

Lab Name: Eurofins TestAmerica, Canton Job No: 240-124062-1

Matrix: Solid Concentration Units: mg/L

Analyte	Initial Sample Result (I)	C	Serial Dilution Result (S)	C	% Difference	Q	Method
Arsenic	0.0041	U	0.020	U	NC		6010C
Barium	0.063	J	0.0661	J	NC		6010C
Cadmium	0.00020	U	0.0010	U	NC		6010C
Chromium	0.0033	J	0.00733	J	NC		6010C
Lead	3.8		4.03		5.6		6010C
Selenium	0.0074	J	0.030	U	NC		6010C
Silver	0.00062	U	0.0031	U	NC		6010C

Calculations are performed before rounding to avoid round-off errors in calculated results.

FORM VIII-IN

9-IN
DETECTION LIMITS
METALS - TCLP

Lab Name: Eurofins TestAmerica, Canton Job Number: 240-124062-1

SDG Number:

Matrix: Solid Instrument ID: I9

Method: 6010C MDL Date: 06/21/2019 09:04

Prep Method: 3010A

Leach Method: 1311

Analyte	Wavelength/ Mass	RL (mg/L)	MDL (mg/L)
Arsenic	189.042	0.05	0.004051
Barium	493.409	0.5	0.001328
Cadmium	226.502	0.05	0.000203
Chromium	267.716	0.05	0.000625
Lead	220.353	0.05	0.002765
Selenium	196.026	0.05	0.00596
Silver	328.068	0.05	0.000623

9-IN
CALIBRATION BLANK DETECTION LIMITS
METALS - TCLP

Lab Name: Eurofins TestAmerica, Canton Job Number: 240-124062-1

SDG Number:

Matrix: Solid Instrument ID: I9

Method: 6010C XMDL Date: 06/21/2019 08:55

Analyte	Wavelength/ Mass	XRL (ug/L)	XMDL (mg/L)
Arsenic	189.042	10	0.004051
Barium	493.409	200	0.001328
Cadmium	226.502	2	0.000203
Chromium	267.716	5	0.000625
Lead	220.353	5	0.002765
Selenium	196.026	15	0.00596
Silver	328.068	5	0.000623

9-IN
DETECTION LIMITS
METALS - TCLP

Lab Name: Eurofins TestAmerica, Canton Job Number: 240-124062-1

SDG Number:

Matrix: Water Instrument ID: I9

Method: 6010C MDL Date: 06/21/2019 09:04

Prep Method: 3010A

Leach Method: 1311

Analyte	Wavelength/ Mass	RL (mg/L)	MDL (mg/L)
Arsenic	189.042	0.05	0.004051
Barium	493.409	0.5	0.001328
Cadmium	226.502	0.05	0.000203
Chromium	267.716	0.05	0.000625
Lead	220.353	0.05	0.002765
Selenium	196.026	0.05	0.00596
Silver	328.068	0.05	0.000623

9-IN
CALIBRATION BLANK DETECTION LIMITS
METALS - TCLP

Lab Name: Eurofins TestAmerica, Canton Job Number: 240-124062-1

SDG Number:

Matrix: Water Instrument ID: I9

Method: 6010C XMDL Date: 06/21/2019 08:55

Analyte	Wavelength/ Mass	XRL (ug/L)	XMDL (mg/L)
Arsenic	189.042	10	0.004051
Barium	493.409	200	0.001328
Cadmium	226.502	2	0.000203
Chromium	267.716	5	0.000625
Lead	220.353	5	0.002765
Selenium	196.026	15	0.00596
Silver	328.068	5	0.000623

9-IN
DETECTION LIMITS
METALS - TCLP

Lab Name: Eurofins TestAmerica, Canton Job Number: 240-124062-1

SDG Number:

Matrix: Solid Instrument ID: H2

Method: 7470A MDL Date: 02/22/2017 15:32

Prep Method: 7470A

Leach Method: 1311

Analyte	Wavelength/ Mass	RL (mg/L)	MDL (mg/L)
Mercury	253.7	0.002	0.00013

9-IN
CALIBRATION BLANK DETECTION LIMITS
METALS - TCLP

Lab Name: Eurofins TestAmerica, Canton Job Number: 240-124062-1

SDG Number:

Matrix: Solid Instrument ID: H2

Method: 7470A XMDL Date: 02/22/2017 15:32

Analyte	Wavelength/ Mass	XRL (ug/L)	XMDL (mg/L)
Mercury	253.7	2	0.00013

9-IN
DETECTION LIMITS
METALS - TCLP

Lab Name: Eurofins TestAmerica, Canton Job Number: 240-124062-1

SDG Number:

Matrix: Water Instrument ID: H2

Method: 7470A MDL Date: 02/22/2017 15:32

Prep Method: 7470A

Leach Method: 1311

Analyte	Wavelength/ Mass	RL (mg/L)	MDL (mg/L)
Mercury	253.7	0.002	0.00013

9-IN
CALIBRATION BLANK DETECTION LIMITS
METALS - TCLP

Lab Name: Eurofins TestAmerica, Canton Job Number: 240-124062-1

SDG Number:

Matrix: Water Instrument ID: H2

Method: 7470A XMDL Date: 02/22/2017 15:32

Analyte	Wavelength/ Mass	XRL (ug/L)	XMDL (mg/L)
Mercury	253.7	2	0.00013

10-IN
ICP-AES INTERELEMENT CORRECTION FACTORS
METALS

Lab Name: Eurofins TestAmerica, Canton Job Number: 240-124062-1

SDG No.:

ICP-AES Instrument ID: I9 Date: 07/17/2019

Analyte	Wave Length	Al	As	Ca	Co	Cr	Cu	Fe	Mn	Mo	Ni	Si	Ti	Tl	V
Aluminum										0.036104					0.063338
Antimony		-0.000057			-0.000111			-0.000030							0.002539
Arsenic		0.000044			0.000221	-0.000985			-0.000355	0.00045569					
Beryllium															0.000380
Cadmium			007222					0.000003							
Chromium															
Cobalt													0.002027		
Copper				0.00018	0.000453			-0.000012					-0.000354		
Lead		-0.00146					0.000017	0.000045			0.000260	0.000067			
Nickel					0.000799			0.000071							
Selenium		-0.000001							0.000731						
Thallium		-0.00011			0.005702			0.000007	0.001685				-0.000553		-0.001208
Vanadium								0.000026							
Zinc						-0.000286									

11-IN
LINEAR RANGES
METALS

Lab Name: Eurofins TestAmerica, Canton Job No: 240-124062-1

SDG No.:

Instrument ID: I9 Date: 07/17/2019 15:21

Analyte	Integ. Time (Sec.)	Concentration (ug/L)	Method
Arsenic		5000	6010C
Barium		20000	6010C
Cadmium		4000	6010C
Chromium		20000	6010C
Lead		30000	6010C
Selenium		10000	6010C
Silver		2000	6010C

11-IN
LINEAR RANGES
METALS

Lab Name: Eurofins TestAmerica, Canton Job No: 240-124062-1

SDG No.:

Instrument ID: H2 Date: 05/15/2016 09:06

Analyte	Integ. Time (Sec.)	Concentration (ppb)	Method
Mercury		10	7470A

12-IN
PREPARATION LOG
METALS

Lab Name: Eurofins TestAmerica, Canton Job No.: 240-124062-1

SDG No.:

Prep Method: 3010A

Lab Sample ID	Preparation Date	Prep Batch	Initial Weight	Initial Volume (mL)	Final Volume (mL)
LB 240-416470/1-B	12/20/2019 14:00	416497		50	50
MB 240-416497/2-A	12/20/2019 14:00	416497		50	50
LCS 240-416497/3-A	12/20/2019 14:00	416497		50	50
240-123946-B-1-D MS ^5	12/20/2019 14:00	416497		50	50
240-123946-B-1-E MSD ^5	12/20/2019 14:00	416497		50	50
240-124062-7	12/20/2019 14:00	416497		50	50
240-124062-6	12/20/2019 14:00	416497		50	50

12-IN
PREPARATION LOG
METALS

Lab Name: Eurofins TestAmerica, Canton Job No.: 240-124062-1

SDG No.:

Prep Method: 7470A

Lab Sample ID	Preparation Date	Prep Batch	Initial Weight	Initial Volume (mL)	Final Volume (mL)
LB 240-416499/1-A	12/20/2019 14:00	416499		50	50
MB 240-416499/2-A	12/20/2019 14:00	416499		50	50
LCS 240-416499/3-A	12/20/2019 14:00	416499		50	50
240-123946-B-1-G MS	12/20/2019 14:00	416499		50	50
240-123946-B-1-H MSD	12/20/2019 14:00	416499		50	50
240-124062-7	12/20/2019 14:00	416499		50	50
240-124062-6	12/20/2019 14:00	416499		50	50

13-IN
ANALYSIS RUN LOG
METALS

Lab Name: Eurofins TestAmerica, Canton Job No.: 240-124062-1

SDG No.:

Instrument ID: I9 Analysis Method: 6010C

Start Date: 12/23/2019 08:19 End Date: 12/24/2019 08:52

Lab Sample Id	D/F	Type	Time	Analytes																								
				Ag	As	Ba	Cd	Cr	Pb	Se																		
ICIS 240-416912/1	1		08:19	X	X	X	X	X	X	X																		
CALSTD 240-416912/2 IC			08:23	X	X	X	X	X	X	X																		
CALSTD 240-416912/3 IC			08:28	X	X	X	X	X	X	X																		
ICV 240-416912/4	1		08:32	X	X	X	X	X	X	X																		
ICB 240-416912/5	1		08:36	X	X	X	X	X	X	X																		
ICVL 240-416912/6	1		08:40	X	X	X	X	X	X	X																		
ZZZZZZ			08:45																									
ICSA 240-416912/8	1		08:49	X	X	X	X	X	X	X																		
ICSAB 240-416912/9	1		08:53	X	X	X	X	X	X	X																		
CCV 240-416912/10			08:57																									
CCB 240-416912/11			09:01																									
ZZZZZZ			09:06																									
ZZZZZZ			09:10																									
ZZZZZZ			09:15																									
ZZZZZZ			09:19																									
ZZZZZZ			09:23																									
ZZZZZZ			09:28																									
CCV 240-416912/18	1		09:32	X	X	X	X	X	X	X																		
CCB 240-416912/19	1		09:36	X	X	X	X	X	X	X																		
ZZZZZZ			09:40																									
ZZZZZZ			09:45																									
ZZZZZZ			09:49																									
ZZZZZZ			09:53																									
ZZZZZZ			09:58																									
ZZZZZZ			10:02																									
ZZZZZZ			10:06																									
ZZZZZZ			10:10																									
ZZZZZZ			10:15																									
LB 240-416470/1-B	1	P	10:19	X	X	X	X	X	X	X																		
CCV 240-416912/30	1		10:23	X	X	X	X	X	X	X																		
CCB 240-416912/31	1		10:27	X	X	X	X	X	X	X																		
MB 240-416497/2-A	1	T	10:32	X	X	X	X	X	X	X																		
LCS 240-416497/3-A	1	T	10:36	X	X	X	X	X	X	X																		
ZZZZZZ			10:40																									
240-123946-B-1-C SD ^5	5	P	10:45	X	X	X	X	X	X	X																		
ZZZZZZ			10:49																									
240-123946-B-1-D MS ^5	5	P	10:53	X	X	X	X	X	X	X																		
240-123946-B-1-E MSD ^5	5	P	10:58	X	X	X	X	X	X	X																		
ZZZZZZ			11:02																									
ZZZZZZ			11:06																									
ZZZZZZ			11:11																									
CCV 240-416912/42	1		11:15	X	X	X	X	X	X	X																		

FORM XIII-IN

13-IN
ANALYSIS RUN LOG
METALS

Lab Name: Eurofins TestAmerica, Canton Job No.: 240-124062-1

SDG No.:

Instrument ID: I9 Analysis Method: 6010C

Start Date: 12/23/2019 08:19 End Date: 12/24/2019 08:52

Lab Sample Id	D/F	Type	Time	Analytes																								
				Ag	As	Ba	Cd	Cr	Pb	Se																		
CCB 240-416912/43	1		11:19	X	X	X	X	X	X	X																		
CCVL 240-416912/44			11:24																									
ZZZZZZ			11:46																									
ZZZZZZ			11:51																									
ZZZZZZ			11:55																									
ZZZZZZ			11:59																									
ZZZZZZ			12:04																									
ZZZZZZ			12:08																									
ZZZZZZ			12:13																									
ZZZZZZ			12:17																									
ZZZZZZ			12:22																									
ZZZZZZ			12:26																									
CCV 240-416912/55	1		12:31	X	X	X	X	X	X	X																		
CCB 240-416912/56	1		12:35	X	X	X	X	X	X	X																		
240-124062-6	1	P	12:39	X	X	X	X	X	X	X																		
240-124062-7	1	P	12:44	X	X	X	X	X	X	X																		
ZZZZZZ			12:48																									
ZZZZZZ			12:53																									
ZZZZZZ			12:57																									
ZZZZZZ			13:02																									
ZZZZZZ			13:06																									
ZZZZZZ			13:10																									
ZZZZZZ			13:15																									
ZZZZZZ			13:19																									
CCV 240-416912/67	1		13:24	X	X	X	X	X	X	X																		
CCB 240-416912/68	1		13:28	X	X	X	X	X	X	X																		
ZZZZZZ			13:32																									
ZZZZZZ			13:36																									
ZZZZZZ			13:41																									
ZZZZZZ			13:45																									
ZZZZZZ			13:49																									
ZZZZZZ			13:53																									
ZZZZZZ			13:57																									
ZZZZZZ			14:01																									
ZZZZZZ			14:06																									
ZZZZZZ			14:10																									
CCV 240-416912/79			14:14																									
CCB 240-416912/80			14:18																									
ZZZZZZ			14:23																									
ZZZZZZ			14:27																									
ZZZZZZ			14:31																									
ZZZZZZ			14:36																									

FORM XIII-IN

13-IN
ANALYSIS RUN LOG
METALS

Lab Name: Eurofins TestAmerica, Canton Job No.: 240-124062-1

SDG No.:

Instrument ID: I9 Analysis Method: 6010C

Start Date: 12/23/2019 08:19 End Date: 12/24/2019 08:52

Lab Sample Id	D/F	Type	Time	Analytes																								
				Ag	As	Ba	Cd	Cr	Pb	Se																		
ZZZZZZ			14:40																									
ZZZZZZ			14:44																									
ZZZZZZ			14:48																									
ZZZZZZ			14:53																									
ZZZZZZ			14:57																									
ZZZZZZ			15:01																									
CCV 240-416912/91			15:06																									
CCB 240-416912/92			15:10																									
ZZZZZZ			15:14																									
ZZZZZZ			15:18																									
ZZZZZZ			15:23																									
ZZZZZZ			15:27																									
ZZZZZZ			15:32																									
ZZZZZZ			15:36																									
ZZZZZZ			15:40																									
ZZZZZZ			15:44																									
ZZZZZZ			15:48																									
ZZZZZZ			15:52																									
CCV 240-416912/103			15:57																									
CCB 240-416912/104			16:01																									
CCVL 240-416912/105	1		16:05	X	X	X	X	X	X	X																		
ZZZZZZ			16:09																									
ZZZZZZ			16:14																									
ZZZZZZ			16:18																									
ZZZZZZ			16:22																									
ZZZZZZ			16:27																									
ZZZZZZ			16:31																									
ZZZZZZ			16:36																									
ZZZZZZ			16:40																									
ZZZZZZ			16:44																									
CCV 240-416912/115			16:49																									
CCB 240-416912/116			16:53																									
ZZZZZZ			16:57																									
ZZZZZZ			17:02																									
ZZZZZZ			17:06																									
ZZZZZZ			17:10																									
ZZZZZZ			17:15																									
ZZZZZZ			17:19																									
ZZZZZZ			17:24																									
ZZZZZZ			17:28																									
ZZZZZZ			17:33																									
ZZZZZZ			17:37																									

FORM XIII-IN

13-IN
ANALYSIS RUN LOG
METALS

Lab Name: Eurofins TestAmerica, Canton Job No.: 240-124062-1

SDG No.:

Instrument ID: I9 Analysis Method: 6010C

Start Date: 12/23/2019 08:19 End Date: 12/24/2019 08:52

Lab Sample Id	D/F	Type	Time	Analytes																								
				Ag	As	Ba	Cd	Cr	Pb	Se																		
CCV 240-416912/127			17:41																									
CCB 240-416912/128			17:45																									
ZZZZZZ			17:50																									
ZZZZZZ			17:54																									
ZZZZZZ			17:58																									
ZZZZZZ			18:03																									
ZZZZZZ			18:07																									
ZZZZZZ			18:11																									
ZZZZZZ			18:15																									
ZZZZZZ			18:20																									
ZZZZZZ			18:24																									
ZZZZZZ			18:28																									
CCV 240-416912/139			18:33																									
CCB 240-416912/140			18:37																									
ZZZZZZ			18:41																									
ZZZZZZ			18:45																									
ZZZZZZ			18:50																									
ZZZZZZ			18:54																									
ZZZZZZ			18:58																									
ZZZZZZ			19:03																									
ZZZZZZ			19:07																									
ZZZZZZ			19:11																									
ZZZZZZ			19:16																									
ZZZZZZ			19:20																									
CCV 240-416912/151			19:24																									
CCB 240-416912/152			19:28																									
ZZZZZZ			19:33																									
ZZZZZZ			19:37																									
ZZZZZZ			19:42																									
ZZZZZZ			19:46																									
ZZZZZZ			19:50																									
ZZZZZZ			19:54																									
ZZZZZZ			19:59																									
ZZZZZZ			20:03																									
ZZZZZZ			20:08																									
ZZZZZZ			20:12																									
CCV 240-416912/163			20:16																									
CCB 240-416912/164			20:20																									
ZZZZZZ			20:24																									
CCVL 240-416912/166			20:29																									
ZZZZZZ			20:33																									
ZZZZZZ			20:37																									

FORM XIII-IN

13-IN
ANALYSIS RUN LOG
METALS

Lab Name: Eurofins TestAmerica, Canton Job No.: 240-124062-1

SDG No.:

Instrument ID: I9 Analysis Method: 6010C

Start Date: 12/23/2019 08:19 End Date: 12/24/2019 08:52

Lab Sample Id	D/F	Type	Time	Analytes																								
				Ag	As	Ba	Cd	Cr	Pb	Se																		
ZZZZZZ			20:41																									
ZZZZZZ			20:45																									
ZZZZZZ			20:49																									
ZZZZZZ			20:54																									
ZZZZZZ			20:58																									
ZZZZZZ			21:02																									
CCV 240-416912/175			21:07																									
CCB 240-416912/176			21:11																									
ZZZZZZ			21:15																									
ZZZZZZ			21:19																									
ZZZZZZ			21:24																									
ZZZZZZ			21:28																									
ZZZZZZ			21:33																									
ZZZZZZ			21:38																									
ZZZZZZ			21:42																									
ZZZZZZ			21:46																									
ZZZZZZ			21:51																									
ZZZZZZ			21:55																									
CCV 240-416912/187			22:00																									
CCB 240-416912/188			22:04																									
ZZZZZZ			22:08																									
ZZZZZZ			22:13																									
ZZZZZZ			22:17																									
ZZZZZZ			22:21																									
ZZZZZZ			22:26																									
ZZZZZZ			22:30																									
ZZZZZZ			22:34																									
ZZZZZZ			22:38																									
ZZZZZZ			22:43																									
ZZZZZZ			22:47																									
CCV 240-416912/199			22:51																									
CCB 240-416912/200			22:56																									
ZZZZZZ			23:00																									
ZZZZZZ			23:04																									
ZZZZZZ			23:09																									
ZZZZZZ			23:13																									
ZZZZZZ			23:17																									
ZZZZZZ			23:22																									
CCV 240-416912/207			07:34																									
CCB 240-416912/208			07:38																									
ZZZZZZ			07:43																									
ZZZZZZ			07:47																									

FORM XIII-IN

13-IN
ANALYSIS RUN LOG
METALS

Lab Name: Eurofins TestAmerica, Canton Job No.: 240-124062-1

SDG No.:

Instrument ID: I9 Analysis Method: 6010C

Start Date: 12/23/2019 08:19 End Date: 12/24/2019 08:52

Lab Sample Id	D/F	Type	Time	Analytes																								
				Ag	As	Ba	Cd	Cr	Pb	Se																		
ZZZZZZ			07:51																									
ZZZZZZ			07:56																									
ZZZZZZ			08:00																									
ZZZZZZ			08:05																									
ZZZZZZ			08:09																									
ZZZZZZ			08:13																									
CCV 240-416912/217			08:18																									
CCB 240-416912/218			08:22																									
ZZZZZZ			08:26																									
ZZZZZZ			08:30																									
ZZZZZZ			08:35																									
ZZZZZZ			08:39																									
CCV 240-416912/223			08:44																									
CCB 240-416912/224			08:48																									
CCVL 240-416912/225			08:52																									

Prep Types:
P = TCLP
T = Total/NA

FORM XIII-IN

13-IN
ANALYSIS RUN LOG
METALS

Lab Name: Eurofins TestAmerica, Canton Job No.: 240-124062-1

SDG No.:

Instrument ID: H2 Analysis Method: 7470A

Start Date: 12/20/2019 08:55 End Date: 12/20/2019 21:46

Lab Sample Id	D/F	Type	Time	Analytes																								
				Hg																								
IC 240-416388/1-A			08:55	X																								
IC 240-416388/2-A			08:57	X																								
IC 240-416388/3-A			08:59	X																								
IC 240-416388/4-A			09:01	X																								
IC 240-416388/5-A			09:04	X																								
IC 240-416388/6-A			09:06	X																								
ICV 240-416388/7-A	1		09:09	X																								
ICB 240-416388/8-A	1		09:11	X																								
CRA 240-416388/9-A	1		09:13	X																								
CCV 240-416388/10-A			09:16																									
CCB 240-416388/11-A			09:18																									
CCV 240-416388/10-A			09:20																									
CCB 240-416388/11-A			09:22																									
CCV 240-416388/10-A			16:22																									
CCB 240-416388/11-A			16:24																									
ZZZZZZ			16:27																									
ZZZZZZ			16:29																									
ZZZZZZ			16:31																									
ZZZZZZ			16:34																									
ZZZZZZ			16:36																									
ZZZZZZ			16:38																									
ZZZZZZ			16:40																									
ZZZZZZ			16:42																									
ZZZZZZ			16:44																									
ZZZZZZ			16:47																									
CCV 240-416388/10-A			16:49																									
CCB 240-416388/11-A			16:51																									
ZZZZZZ			16:53																									
ZZZZZZ			16:56																									
ZZZZZZ			16:58																									
ZZZZZZ			17:00																									
ZZZZZZ			17:02																									
ZZZZZZ			17:04																									
ZZZZZZ			17:06																									
ZZZZZZ			17:09																									
ZZZZZZ			17:11																									
ZZZZZZ			17:13																									
CCV 240-416388/10-A			17:15																									
CCB 240-416388/11-A			17:17																									
ZZZZZZ			17:20																									
ZZZZZZ			17:22																									
ZZZZZZ			17:24																									

FORM XIII-IN

13-IN
ANALYSIS RUN LOG
METALS

Lab Name: Eurofins TestAmerica, Canton Job No.: 240-124062-1

SDG No.:

Instrument ID: H2 Analysis Method: 7470A

Start Date: 12/20/2019 08:55 End Date: 12/20/2019 21:46

Lab Sample Id	D/F	Type	Time	Analytes
				Hg
CCV 240-416388/10-A			17:26	
CCB 240-416388/11-A			17:29	
CCV 240-416388/10-A			18:09	
CCB 240-416388/11-A			18:11	
ZZZZZZ			18:14	
ZZZZZZ			18:16	
ZZZZZZ			18:18	
ZZZZZZ			18:21	
ZZZZZZ			18:23	
ZZZZZZ			18:25	
ZZZZZZ			18:27	
CCV 240-416388/10-A			18:29	
CCB 240-416388/11-A			18:32	
ZZZZZZ			18:34	
ZZZZZZ			18:36	
ZZZZZZ			18:39	
ZZZZZZ			18:41	
ZZZZZZ			18:43	
ZZZZZZ			18:45	
ZZZZZZ			18:47	
ZZZZZZ			18:50	
ZZZZZZ			18:52	
ZZZZZZ			18:54	
CCV 240-416388/10-A	1		18:56	X
CCB 240-416388/11-A	1		18:58	X
ZZZZZZ			19:01	
ZZZZZZ			19:03	
ZZZZZZ			19:05	
ZZZZZZ			19:07	
ZZZZZZ			19:10	
LB 240-416499/1-A	1	T	19:12	X
MB 240-416499/2-A	1	T	19:14	X
LCS 240-416499/3-A	1	T	19:16	X
ZZZZZZ			19:18	
240-123946-B-1-G MS	1	P	19:21	X
CCV 240-416388/10-A	1		19:23	X
CCB 240-416388/11-A	1		19:25	X
240-123946-B-1-H MSD	1	P	19:28	X
ZZZZZZ			19:30	
ZZZZZZ			19:32	
ZZZZZZ			19:34	
ZZZZZZ			19:37	

FORM XIII-IN

13-IN
ANALYSIS RUN LOG
METALS

Lab Name: Eurofins TestAmerica, Canton Job No.: 240-124062-1

SDG No.:

Instrument ID: H2 Analysis Method: 7470A

Start Date: 12/20/2019 08:55 End Date: 12/20/2019 21:46

Lab Sample Id	D/F	Type	Time	Analytes																								
				Hg																								
ZZZZZZ			19:39																									
ZZZZZZ			19:41																									
ZZZZZZ			19:43																									
ZZZZZZ			19:45																									
ZZZZZZ			19:47																									
CCV 240-416388/10-A	1		19:50	X																								
CCB 240-416388/11-A	1		19:52	X																								
ZZZZZZ			19:54																									
ZZZZZZ			19:56																									
ZZZZZZ			19:59																									
240-124062-7	1	P	20:01	X																								
240-124062-6	1	P	20:03	X																								
ZZZZZZ			20:05																									
ZZZZZZ			20:07																									
ZZZZZZ			20:10																									
ZZZZZZ			20:12																									
ZZZZZZ			20:14																									
CCV 240-416388/10-A	1		20:16	X																								
CCB 240-416388/11-A	1		20:19	X																								
ZZZZZZ			20:21																									
ZZZZZZ			20:23																									
ZZZZZZ			20:25																									
ZZZZZZ			20:28																									
ZZZZZZ			20:30																									
ZZZZZZ			20:32																									
ZZZZZZ			20:34																									
ZZZZZZ			20:36																									
ZZZZZZ			20:39																									
ZZZZZZ			20:41																									
CCV 240-416388/10-A			20:43																									
CCB 240-416388/11-A			20:45																									
ZZZZZZ			20:48																									
ZZZZZZ			20:50																									
ZZZZZZ			20:52																									
ZZZZZZ			20:54																									
ZZZZZZ			20:56																									
ZZZZZZ			20:59																									
ZZZZZZ			21:01																									
ZZZZZZ			21:03																									
ZZZZZZ			21:05																									
ZZZZZZ			21:08																									
CCV 240-416388/10-A			21:10																									

FORM XIII-IN

13-IN
ANALYSIS RUN LOG
METALS

Lab Name: Eurofins TestAmerica, Canton Job No.: 240-124062-1

SDG No.:

Instrument ID: H2 Analysis Method: 7470A

Start Date: 12/20/2019 08:55 End Date: 12/20/2019 21:46

Lab Sample Id	D/F	Type	Time	Analytes																								
				Hg																								
CCB 240-416388/11-A			21:12																									
ZZZZZZ			21:15																									
ZZZZZZ			21:17																									
ZZZZZZ			21:19																									
ZZZZZZ			21:21																									
ZZZZZZ			21:23																									
ZZZZZZ			21:26																									
ZZZZZZ			21:28																									
ZZZZZZ			21:30																									
ZZZZZZ			21:32																									
ZZZZZZ			21:34																									
ZZZZZZ			21:37																									
CCV 240-416388/10-A			21:39																									
CCB 240-416388/11-A			21:41																									
CCV 240-416388/10-A			21:43																									
CCB 240-416388/11-A			21:46																									

Prep Types:
P = TCLP
T = Total/NA

FORM XIII-IN

15-IN
ICP INTERNAL STANDARDS RELATIVE INTENSITY SUMMARY
METALS

Lab Name: Eurofins TestAmerica, Canton Job No.: 240-124062-1

SDG No.:

ICP Instrument ID: I9 Start Date: 12/23/2019 End Date: 12/23/2019

Lab Sample ID	Time	Internal Standards %RI For:									
		Element In 230.606	Q	Element Y 224.306	Q	Element Y 360.073	Q	Element Y 371.030	Q	Element	Q
ICIS 240-416912/1	08:19										
ICV 240-416912/4	08:32	86		95		93		98			
ICB 240-416912/5	08:36	99		99		97		99			
ICVL 240-416912/6	08:40	96		97		95		98			
ICSA 240-416912/8	08:49	76		89		83		97			
ICSAB 240-416912/9	08:53	76		89		83		97			
CCV 240-416912/18	09:32	86		94		88		97			
CCB 240-416912/19	09:36	98		98		94		99			
LB 240-416470/1-B	10:19	78		88		81		98			
CCV 240-416912/30	10:23	85		93		87		96			
CCB 240-416912/31	10:27	98		97		92		98			
MB 240-416497/2-A	10:32	97		97		92		99			
LCS 240-416497/3-A	10:36	75		88		80		97			
240-123946-B-1-C SD ^5	10:45	88		95		87		97			
240-123946-B-1-D MS ^5	10:53	86		94		88		98			
240-123946-B-1-E MSD ^5	10:58	86		93		87		99			
CCV 240-416912/42	11:15	84		93		86		94			
CCB 240-416912/43	11:19	96		95		89		94			
CCV 240-416912/55	12:31	82		89		83		90			
CCB 240-416912/56	12:35	97		96		91		94			
240-124062-6	12:39	74		86		80		94			
240-124062-7	12:44	73		92		82		96			
CCV 240-416912/67	13:24	82		90		85		91			
CCB 240-416912/68	13:28	94		93		89		92			
CCVL 240-416912/105	16:05	94		94		89		94			

METALS BATCH WORKSHEET

Lab Name: Eurofins TestAmerica, Canton Job No.: 240-124062-1

SDG No.:

Batch Number: 416470 Batch Start Date: 12/19/19 16:20 Batch Analyst: Jones, Diane

Batch Method: 1311 Batch End Date: 12/20/19 08:40

Lab Sample ID	Client Sample ID	Method Chain	Basis	EXpH(0-14) 00034	EXTCLPBUFF1 02116	EXTCLPFILTERS 00052	EXTCLPHClW 00072	AnalysisComment	
LB 240-416470/1		1311, 3010A, 6010C		1 No Unit	1 mL	1	1 mL	Buffer 1	
240-124062-G-7	WC-W-PILES-121719	1311, 3010A, 6010C	P	1 No Unit	1 mL	1	1 mL		
240-124062-C-6	WC-S-PILES-121719	1311, 3010A, 6010C	P	1 No Unit	1 mL	1	1 mL		

Batch Notes	
Tumbler Rotations per Minute	A, B, C, E = 31 RPM

Basis	Basis Description
P	TCLP

The pound sign (#) in the amount added field denotes that the reagent was used undiluted. All calculations are performed using the stated concentration for this reagent.

METALS BATCH WORKSHEET

Lab Name: Eurofins TestAmerica, Canton Job No.: 240-124062-1

SDG No.:

Batch Number: 416497 Batch Start Date: 12/20/19 14:00 Batch Analyst: Loeb, Matthew R

Batch Method: 3010A Batch End Date: 12/20/19 22:00

Lab Sample ID	Client Sample ID	Method Chain	Basis	InitialAmount	FinalAmount	ICPspike3 00008	MT1to1HCL 00106	MTRCRA 00017	MTTMHNO3 00214
LB 240-416470/1-A		3010A, 6010C		50 mL	50 mL		5 mL		3 mL
MB 240-416497/2		3010A, 6010C		50 mL	50 mL		5 mL		3 mL
LCS 240-416497/3		3010A, 6010C		50 mL	50 mL	0.5 mL	5 mL		3 mL
240-123946-B-1-B MS		3010A, 6010C	P	50 mL	50 mL		5 mL	0.5 mL	3 mL
240-123946-B-1-B MSD		3010A, 6010C	P	50 mL	50 mL		5 mL	0.5 mL	3 mL
240-124062-G-7-A	WC-W-PILES-121719	3010A, 6010C	P	50 mL	50 mL		5 mL		3 mL
240-124062-C-6-A	WC-S-PILES-121719	3010A, 6010C	P	50 mL	50 mL		5 mL		3 mL

Lab Sample ID	Client Sample ID	Method Chain	Basis	NONRCRA SOL A 00002	NONRCRA SOL B 00003	SPIKE1 00006	SPIKE2 00004		
LB 240-416470/1-A		3010A, 6010C							
MB 240-416497/2		3010A, 6010C							
LCS 240-416497/3		3010A, 6010C				0.5 mL	0.5 mL		
240-123946-B-1-B MS		3010A, 6010C	P	1 mL	1 mL				
240-123946-B-1-B MSD		3010A, 6010C	P	1 mL	1 mL				
240-124062-G-7-A	WC-W-PILES-121719	3010A, 6010C	P						
240-124062-C-6-A	WC-S-PILES-121719	3010A, 6010C	P						

The pound sign (#) in the amount added field denotes that the reagent was used undiluted. All calculations are performed using the stated concentration for this reagent.

METALS BATCH WORKSHEET

Lab Name: Eurofins TestAmerica, Canton Job No.: 240-124062-1

SDG No.:

Batch Number: 416497 Batch Start Date: 12/20/19 14:00 Batch Analyst: Loeb, Matthew R

Batch Method: 3010A Batch End Date: 12/20/19 22:00

Batch Notes	
Batch Comment	filter paper 81029102
Temperature - Corrected - End	Timer Degrees C
Temperature - Corrected - Start	95 Degrees C
Digestion Unit ID	HB4
Pipette/Syringe/Dispenser ID	mp1 mp3
Thermometer ID	Temp Log
Digestion Tube/Cup ID	1906257
Temperature - Uncorrected - End	Timer Degrees C
Temperature - Uncorrected - Start	95 Degrees C

Basis	Basis Description
P	TCLP

The pound sign (#) in the amount added field denotes that the reagent was used undiluted. All calculations are performed using the stated concentration for this reagent.

METALS BATCH WORKSHEET

Lab Name: Eurofins TestAmerica, Canton Job No.: 240-124062-1

SDG No.:

Batch Number: 416388 Batch Start Date: 12/19/19 09:55 Batch Analyst: Dillon, Samuel

Batch Method: 7470A Batch End Date: 12/19/19 11:55

Lab Sample ID	Client Sample ID	Method Chain	Basis	InitialAmount	FinalAmount	K2S2O8 00111	MTH2S04 00081	MTHGCALW 02287	MTHgICV_00001 00614
ICV 240-416388/7		7470A, 7470A		50 mL	50 mL	4 mL	2.5 mL		2.5 mL
ICB 240-416388/8		7470A, 7470A		50 mL	50 mL	4 mL	2.5 mL		
CRA 240-416388/9		7470A, 7470A		50 mL	50 mL	4 mL	2.5 mL	0.1 mL	
CCV 240-416388/10		7470A, 7470A		50 mL	50 mL	4 mL	2.5 mL	2.5 mL	
CCB 240-416388/11		7470A, 7470A		50 mL	50 mL	4 mL	2.5 mL		

Lab Sample ID	Client Sample ID	Method Chain	Basis	MTKMN04W 00216	MTTMHNO3 00214				
ICV 240-416388/7		7470A, 7470A		7.5 mL	1.25 mL				
ICB 240-416388/8		7470A, 7470A		7.5 mL	1.25 mL				
CRA 240-416388/9		7470A, 7470A		7.5 mL	1.25 mL				
CCV 240-416388/10		7470A, 7470A		7.5 mL	1.25 mL				
CCB 240-416388/11		7470A, 7470A		7.5 mL	1.25 mL				

Batch Notes	
Temperature - Corrected - End	95 Degrees C
Temperature - Corrected - Start	94 Degrees C
Digestion Unit ID	B1
Pipette/Syringe/Dispenser ID	MP1, MP2, A4
Thermometer ID	temp log
Digestion Tube/Cup ID	1906257
Temperature - Uncorrected - End	95 Degrees C
Temperature - Uncorrected - Start	94 Degrees C

Basis	Basis Description

The pound sign (#) in the amount added field denotes that the reagent was used undiluted. All calculations are performed using the stated concentration for this reagent.

METALS BATCH WORKSHEET

Lab Name: Eurofins TestAmerica, Canton Job No.: 240-124062-1

SDG No.:

Batch Number: 416470 Batch Start Date: 12/19/19 16:20 Batch Analyst: Jones, Diane

Batch Method: 1311 Batch End Date: 12/20/19 08:40

Lab Sample ID	Client Sample ID	Method Chain	Basis	EXpH(0-14) 00034	EXTCLPBUFF1 02116	EXTCLPFILTERS 00052	EXTCLPHClW 00072		
240-124062-G-7	WC-W-PILES-121719	1311, 7470A, 7470A	P	1 No Unit	1 mL	1	1 mL		
240-124062-C-6	WC-S-PILES-121719	1311, 7470A, 7470A	P	1 No Unit	1 mL	1	1 mL		

Batch Notes	
Tumbler Rotations per Minute	A, B, C, E = 31 RPM

Basis	Basis Description
P	TCLP

The pound sign (#) in the amount added field denotes that the reagent was used undiluted. All calculations are performed using the stated concentration for this reagent.

METALS BATCH WORKSHEET

Lab Name: Eurofins TestAmerica, Canton Job No.: 240-124062-1

SDG No.:

Batch Number: 416499 Batch Start Date: 12/20/19 14:00 Batch Analyst: Loeb, Matthew R

Batch Method: 7470A Batch End Date: 12/20/19 16:00

Lab Sample ID	Client Sample ID	Method Chain	Basis	InitialAmount	FinalAmount	K2S2O8 00111	MTH2S04 00081	MTHGCALW 02288	MTKMN04W 00216
LB 240-416499/1		7470A, 7470A		50 mL	50 mL	4 mL	2.5 mL		7.5 mL
MB 240-416499/2		7470A, 7470A		50 mL	50 mL	4 mL	2.5 mL		7.5 mL
LCS 240-416499/3		7470A, 7470A		50 mL	50 mL	4 mL	2.5 mL	2.5 mL	7.5 mL
240-123946-B-1-B MS		7470A, 7470A	P	50 mL	50 mL	4 mL	2.5 mL	2.5 mL	7.5 mL
240-123946-B-1-B MSD		7470A, 7470A	P	50 mL	50 mL	4 mL	2.5 mL	2.5 mL	7.5 mL
240-124062-G-7-A	WC-W-PILES-121719	7470A, 7470A	P	50 mL	50 mL	4 mL	2.5 mL		7.5 mL
240-124062-C-6-A	WC-S-PILES-121719	7470A, 7470A	P	50 mL	50 mL	4 mL	2.5 mL		7.5 mL

Lab Sample ID	Client Sample ID	Method Chain	Basis	MTTMHNO3 00214					
LB 240-416499/1		7470A, 7470A		1.25 mL					
MB 240-416499/2		7470A, 7470A		1.25 mL					
LCS 240-416499/3		7470A, 7470A		1.25 mL					
240-123946-B-1-B MS		7470A, 7470A	P	1.25 mL					
240-123946-B-1-B MSD		7470A, 7470A	P	1.25 mL					
240-124062-G-7-A	WC-W-PILES-121719	7470A, 7470A	P	1.25 mL					
240-124062-C-6-A	WC-S-PILES-121719	7470A, 7470A	P	1.25 mL					

Batch Notes	
Temperature - Corrected - End	94 Degrees C
Temperature - Corrected - Start	91 Degrees C
Digestion Unit ID	B1
Pipette/Syringe/Dispenser ID	mp2
Thermometer ID	Temp Log
Digestion Tube/Cup ID	1906257
Temperature - Uncorrected - End	94 Degrees C
Temperature - Uncorrected - Start	91 Degrees C

The pound sign (#) in the amount added field denotes that the reagent was used undiluted. All calculations are performed using the stated concentration for this reagent.

METALS BATCH WORKSHEET

Lab Name: Eurofins TestAmerica, Canton Job No.: 240-124062-1

SDG No.:

Batch Number: 416499 Batch Start Date: 12/20/19 14:00 Batch Analyst: Loeb, Matthew R

Batch Method: 7470A Batch End Date: 12/20/19 16:00

Basis	Basis Description
P	TCLP

The pound sign (#) in the amount added field denotes that the reagent was used undiluted. All calculations are performed using the stated concentration for this reagent.

Eurofins TestAmerica Canton ICP Data Review Checklist

MT6500BLKH20 340 Analytical Batch: 416912

Analysis Date: 12-23-19 Analyst: MD Instrument: I9

Review Items

A. Calibration/Instrument Run QC
1. Instrument calibrated and within acceptance criteria.
2. ICV/CCV analyzed at appropriate frequency and within acceptance criteria.
3. ICB/CCB analyzed at appropriate frequency and within acceptance criteria.
4. ICVL/CCVL analyzed at SOP or project-specific frequency and within acceptance criteria. (project specific limits may vary)
5. ICSA/ICSAB analyzed at required frequency and within acceptance criteria.
B. Sample Results
1. Samples with concentrations > the linear range for any parameter diluted and reanalyzed.
2. Internal standard(s) within acceptance criteria.
3. Sample analyses done within holding time.
4. Dilutions demonstrate agreement with initial analysis.
C. Preparation/Matrix QC
1. LCS performed per prep batch and within acceptance criteria.
2. Method blank performed per prep batch and within acceptance criteria.
3. MS performed at required frequency and evaluated.
4. MSD or DU performed at required frequency and evaluated.
5. Serial dilution performed per prep batch.
6. Post digest spike performed at required frequency and evaluated.
D. Other
1. All nonconformances documented appropriately in the LIMS.
2. Calculations checked for error.
3. All client/project specific requirements met.
4. Date/time of analysis verified as correct.

Level I Reviewer: [signature] Date: 12-23-19 Time: 8:19 – 11:24

Level I Reviewer: [signature] Date: 12-24-19 Time: 8:19 - 8:52

Level I Reviewer: _____ Date: _____ Time: _____

Level II Reviewer: [signature] Date: 12-23-19 Time: 8:19 - 11:24

Level II Reviewer: Kanlayanee. S Date: 12/25/2019 Time: 8:19 - 8:52

Level II Reviewer: _____ Date: _____ Time: _____

Comments: _____

Sample Name: Blank Acquired: 12/23/2019 8:19:32 Type: Cal
Method: 2019 ICP I9 6010 200.7 Methods(v185) Mode: IR Corr. Factor: 1.000000
User: analyst Custom ID1: Custom ID2: Custom ID3:
Comment:

Elem	Ag3280	Al3082	As1890	B_1826	Ba4554	Be3130	Ca3179
IS Ref	(Y_3600)	(Y_3710)	(Y_2243)	(Y_2243)	(Y_3710)	(Y_3710)	(Y_3710)
Units	Cts/S	Cts/S	Cts/S	Cts/S	Cts/S	Cts/S	Cts/S
Avg	-.00139	.00255	.00034	-.00001	.01167	.00101	.01867
Stddev	.00006	.00026	.00026	.00014	.00012	.00054	.00089
%RSD	4.5052	10.115	75.856	1425.1	.99608	53.878	4.7413

Elem	Cd2288	Co2286	Cr2677	Cu3273	Fe2599	K_7664	Li6707
IS Ref	(Y_2243)	(In2306)	(Y_3600)	(Y_3600)	(Y_3710)	(Y_3710)	(Y_3710)
Units	Cts/S	Cts/S	Cts/S	Cts/S	Cts/S	Cts/S	Cts/S
Avg	.0007	.00029	.00003	.00013	.00073	.00275	-.00940
Stddev	.0000	.00012	.00001	.00009	.00005	.00147	.00270
%RSD	4.227	43.351	53.388	66.694	7.5590	53.547	28.766

Elem	Mg2790	Mn2576	Mo2020	Na5895	Ni2316	Pb2203	Sb2175
IS Ref	(Y_3710)	(Y_3600)	(Y_2243)	(Y_3710)	(In2306)	(Y_2243)	(Y_2243)
Units	Cts/S	Cts/S	Cts/S	Cts/S	Cts/S	Cts/S	Cts/S
Avg	-.00020	.00138	.00694	-.00903	.00162	-.00124	.0002
Stddev	.00034	.00003	.00196	.00058	.00015	.00019	.0001
%RSD	165.77	2.1848	28.202	6.4038	9.3699	15.156	54.56

Elem	Se1960	Sn1899	Ti3372	Tl1908	V_2908	Zn2062	Si2516
IS Ref	(Y_2243)	(In2306)	(Y_3600)	(In2306)	(Y_3710)	(In2306)	(Y_3710)
Units	Cts/S	Cts/S	Cts/S	Cts/S	Cts/S	Cts/S	Cts/S
Avg	-.00064	.00034	.00221	-.00023	-.00019	.00302	.00082
Stddev	.00020	.00019	.00009	.00005	.00022	.00005	.00017
%RSD	30.524	54.563	3.9597	21.107	119.54	1.6085	20.878

Elem	Sr3464
IS Ref	(Y_3710)
Units	Cts/S
Avg	-.00270
Stddev	.00077
%RSD	28.696

Int. Std.	In2306	Y_2243	Y_3600	Y_3710
Units	Cts/S	Cts/S	Cts/S	Cts/S
Avg	7758.2	4931.9	52996.	7327.3
Stddev	10.9	9.2	235.	49.2
%RSD	.14070	.18606	.44431	.67214

Sample Name: SCAL1-4473449 Acquired: 12/23/2019 8:23:59 Type: Cal
Method: 2019 ICP I9 6010 200.7 Methods(v185) Mode: IR Corr. Factor: 1.000000
User: analyst Custom ID1: Custom ID2: Custom ID3:
Comment:

Elem	Ag3280	As1890	B_1826	Ba4554	Be3130	Cd2288	Co2286	Cr2677
IS Ref	(Y_3600)	(Y_2243)	(Y_2243)	(Y_3710)	(Y_3710)	(Y_2243)	(In2306)	(Y_3600)
Units	Cts/S	Cts/S	Cts/S	Cts/S	Cts/S	Cts/S	Cts/S	Cts/S
Avg	.63098	.31034	3.2379	18.444	11.471	7.707	2.4304	.97806
Stddev	.00258	.00106	.0063	.057	.011	.022	.0105	.00335
%RSD	.40857	.34296	.19315	.30700	.09688	.2913	.43368	.34301

Elem	Cu3273	Li6707	Mn2576	Mo2020	Ni2316	Pb2203	Sb2175	Se1960
IS Ref	(Y_3600)	(Y_3710)	(Y_3600)	(Y_2243)	(In2306)	(Y_2243)	(Y_2243)	(Y_2243)
Units	Cts/S	Cts/S	Cts/S	Cts/S	Cts/S	Cts/S	Cts/S	Cts/S
Avg	.74116	2.4452	5.9551	2.9233	1.2797	1.0212	.4664	.31025
Stddev	.00307	.0094	.0510	.0397	.0050	.0026	.0011	.00133
%RSD	.41407	.38600	.85640	1.3590	.38831	.25477	.2419	.42791

Elem	Sn1899	Ti3372	Tl1908	V_2908	Zn2062	Si2516	Sr3464
IS Ref	(In2306)	(Y_3600)	(In2306)	(Y_3710)	(In2306)	(Y_3710)	(Y_3710)
Units	Cts/S	Cts/S	Cts/S	Cts/S	Cts/S	Cts/S	Cts/S
Avg	.76426	2.5013	.38142	.44734	3.0150	1.8206	.46924
Stddev	.00323	.0121	.00418	.00264	.0085	.0176	.00218
%RSD	.42281	.48309	1.0958	.59033	.28329	.96666	.46429

Int. Std.	In2306	Y_2243	Y_3600	Y_3710
Units	Cts/S	Cts/S	Cts/S	Cts/S
Avg	7346.1	4825.4	51787.	7325.4
Stddev	11.0	10.3	390.	38.4
%RSD	.14906	.21401	.75259	.52421

Sample Name: SCAL2-4426453 Acquired: 12/23/2019 8:28:08 Type: Cal
Method: 2019 ICP I9 6010 200.7 Methods(v185) Mode: IR Corr. Factor: 1.000000
User: analyst Custom ID1: Custom ID2: Custom ID3:
Comment:

Elem	Al3082	Ca3179	Fe2599	K_7664	Mg2790	Na5895
IS Ref	(Y_3710)	(Y_3710)	(Y_3710)	(Y_3710)	(Y_3710)	(Y_3710)
Units	Cts/S	Cts/S	Cts/S	Cts/S	Cts/S	Cts/S
Avg	1.4396	14.228	11.828	3.0939	1.3344	11.956
Stddev	.0021	.037	.022	.0126	.0042	.013
%RSD	.14435	.25688	.18383	.40762	.31459	.10956

Int. Std.	Y_3710
Units	Cts/S
Avg	7152.9
Stddev	44.3
%RSD	.61989

Sample Name: ICV-4492288 Acquired: 12/23/2019 8:32:26 Type: QC
Method: 2019 ICP I9 6010 200.7 Methods(v185) Mode: CONC Corr. Factor: 1.000000
User: analyst Custom ID1: Custom ID2: Custom ID3:
Comment:

Elem	Ag3280	Al3082	As1890	B_1826	Ba4554	Be3130	Ca3179	Cd2288
IS Ref	(Y_3600)	(Y_3710)	(Y_2243)	(Y_2243)	(Y_3710)	(Y_3710)	(Y_3710)	(Y_2243)
Units	ppb	ppb	ppb	ppb	ppb	ppb	ppb	ppb
Avg	1003.6	49721.	2041.5	5061.0	2029.4	2084.7	49849.	2019.
Stddev	1.7	72.	10.4	7.8	1.8	3.3	31.	5.
%RSD	.16795	.14558	.50843	.15374	.09093	.15877	.06167	.2666
Check ?	Chk Pass	Chk Pass	Chk Pass	Chk Pass	Chk Pass	Chk Pass	Chk Pass	Chk Pass
Value								
Range								

Elem	Co2286	Cr2677	Cu3273	Fe2599	K_7664	Li6707	Mg2790	Mn2576
IS Ref	(In2306)	(Y_3600)	(Y_3600)	(Y_3710)	(Y_3710)	(Y_3710)	(Y_3710)	(Y_3600)
Units	ppb	ppb	ppb	ppb	ppb	ppb	ppb	ppb
Avg	2063.9	2005.2	1983.8	50009.	49822.	2016.5	50460.	2027.4
Stddev	5.4	1.8	5.7	132.	39.	3.8	105.	5.5
%RSD	.26141	.08921	.28901	.26428	.07790	.18983	.20904	.27321
Check ?	Chk Pass	Chk Pass	Chk Pass	Chk Pass	Chk Pass	Chk Pass	Chk Pass	Chk Pass
Value								
Range								

Elem	Mo2020	Na5895	Ni2316	Pb2203	Sb2175	Se1960	Sn1899	Ti3372
IS Ref	(Y_2243)	(Y_3710)	(In2306)	(Y_2243)	(Y_2243)	(Y_2243)	(In2306)	(Y_3600)
Units	ppb	ppb	ppb	ppb	ppb	ppb	ppb	ppb
Avg	2070.1	49488.	2072.3	1925.9	W 2133.	2014.9	2091.0	2061.8
Stddev	19.0	70.	6.3	6.8	5.	3.6	2.5	1.6
%RSD	.91930	.14097	.30175	.35066	.2406	.17745	.11848	.07821
Check ?	Chk Pass	Chk Pass	Chk Pass	Chk Pass	Chk Warn	Chk Pass	Chk Pass	Chk Pass
Value					2000.			
Range					5.500%			

Sample Name: ICV-4492288 Acquired: 12/23/2019 8:32:26 Type: QC
Method: 2019 ICP I9 6010 200.7 Methods(v185) Mode: CONC Corr. Factor: 1.000000
User: analyst Custom ID1: Custom ID2: Custom ID3:
Comment:

Elem	Tl1908	V_2908	Zn2062	Si2516	Sr3464
IS Ref	(In2306)	(Y_3710)	(In2306)	(Y_3710)	(Y_3710)
Units	ppb	ppb	ppb	ppb	ppb
Avg	2022.4	2029.4	2089.6	20000.	2003.0
Stddev	10.0	11.9	4.7	37.	2.8
%RSD	.49268	.58832	.22287	.18671	.13963
Check ?	Chk Pass	Chk Pass	Chk Pass	Chk Pass	Chk Pass
Value					
Range					

Int. Std.	In2306	Y_2243	Y_3600	Y_3710
Units	Cts/S	Cts/S	Cts/S	Cts/S
Avg	6695.5	4697.6	49265.	7178.6
Stddev	16.2	11.9	124.	16.2
%RSD	.24130	.25378	.25227	.22605

Sample Name: ICB Acquired: 12/23/2019 8:36:24 Type: QC
Method: 2019 ICP I9 6010 200.7 Methods(v185) Mode: CONC Corr. Factor: 1.000000
User: analyst Custom ID1: Custom ID2: Custom ID3:
Comment:

Elem	Ag3280	Al3082	As1890	B_1826	Ba4554	Be3130	Ca3179	Cd2288
IS Ref	(Y_3600)	(Y_3710)	(Y_2243)	(Y_2243)	(Y_3710)	(Y_3710)	(Y_3710)	(Y_2243)
Units	ppb	ppb	ppb	ppb	ppb	ppb	ppb	ppb
Avg	.11092	-10.341	-1.8196	11.834	.40309	.26762	6.1424	.0934
Stddev	.60404	12.323	1.0787	.814	.15493	.13330	4.4523	.2370
%RSD	544.59	119.16	59.282	6.8791	38.436	49.809	72.485	253.7
Check ?	Chk Pass	Chk Pass	Chk Pass	Chk Pass	Chk Pass	Chk Pass	Chk Pass	Chk Pass
High Limit								
Low Limit								

Elem	Co2286	Cr2677	Cu3273	Fe2599	K_7664	Li6707	Mg2790	Mn2576
IS Ref	(In2306)	(Y_3600)	(Y_3600)	(Y_3710)	(Y_3710)	(Y_3710)	(Y_3710)	(Y_3600)
Units	ppb	ppb	ppb	ppb	ppb	ppb	ppb	ppb
Avg	.17806	.41619	.22075	5.7439	91.285	-.13019	10.542	.12378
Stddev	.24319	.36499	.96653	1.7733	48.293	1.2043	29.733	.01523
%RSD	136.58	87.697	437.84	30.872	52.903	925.02	282.04	12.305
Check ?	Chk Pass	Chk Pass	Chk Pass	Chk Pass	Chk Pass	Chk Pass	Chk Pass	Chk Pass
High Limit								
Low Limit								

Elem	Mo2020	Na5895	Ni2316	Pb2203	Sb2175	Se1960	Sn1899	Ti3372
IS Ref	(Y_2243)	(Y_3710)	(In2306)	(Y_2243)	(Y_2243)	(Y_2243)	(In2306)	(Y_3600)
Units	ppb	ppb	ppb	ppb	ppb	ppb	ppb	ppb
Avg	6.4893	19.789	-.51412	.10016	-1.389	.92386	.06001	-.35375
Stddev	2.6777	8.368	.92948	.86671	2.178	1.3847	.52002	.26155
%RSD	41.263	42.286	180.79	865.28	156.8	149.89	866.55	73.934
Check ?	Chk Pass	Chk Pass	Chk Pass	Chk Pass	Chk Pass	Chk Pass	Chk Pass	Chk Pass
High Limit								
Low Limit								

Sample Name: ICB Acquired: 12/23/2019 8:36:24 Type: QC
Method: 2019 ICP I9 6010 200.7 Methods(v185) Mode: CONC Corr. Factor: 1.000000
User: analyst Custom ID1: Custom ID2: Custom ID3:
Comment:

Elem	Tl1908	V_2908	Zn2062	Si2516	Sr3464
IS Ref	(In2306)	(Y_3710)	(In2306)	(Y_3710)	(Y_3710)
Units	ppb	ppb	ppb	ppb	ppb
Avg	3.7622	-5.4328	-.09332	16.918	1.8377
Stddev	.5721	3.6775	.12542	2.641	3.6563
%RSD	15.207	67.691	134.40	15.612	198.97
Check ?	Chk Pass	Chk Pass	Chk Pass	Chk Pass	Chk Pass
High Limit					
Low Limit					

Int. Std.	In2306	Y_2243	Y_3600	Y_3710
Units	Cts/S	Cts/S	Cts/S	Cts/S
Avg	7704.1	4884.6	51497.	7268.9
Stddev	10.3	4.8	202.	15.9
%RSD	.13370	.09744	.39244	.21852

Sample Name: ICVL-4559316 Acquired: 12/23/2019 8:40:48 Type: QC
Method: 2019 ICP I9 6010 200.7 Methods(v185) Mode: CONC Corr. Factor: 1.000000
User: analyst Custom ID1: Custom ID2: Custom ID3:
Comment:

Elem	Ag3280	Al3082	As1890	B_1826	Ba4554	Be3130	Ca3179	Cd2288
IS Ref	(Y_3600)	(Y_3710)	(Y_2243)	(Y_2243)	(Y_3710)	(Y_3710)	(Y_3710)	(Y_2243)
Units	ppb	ppb	ppb	ppb	ppb	ppb	ppb	ppb
Avg	10.170	200.12	12.074	108.09	201.72	5.2528	4929.9	5.218
Stddev	.528	14.41	4.367	.15	.74	.1271	2.5	.132
%RSD	5.1891	7.2022	36.165	.13618	.36914	2.4203	.05063	2.528
Check ?	Chk Pass	Chk Pass	Chk Pass	Chk Pass	Chk Pass	Chk Pass	Chk Pass	Chk Pass
Value								
Range								

Elem	Co2286	Cr2677	Cu3273	Fe2599	K_7664	Li6707	Mg2790	Mn2576
IS Ref	(In2306)	(Y_3600)	(Y_3600)	(Y_3710)	(Y_3710)	(Y_3710)	(Y_3710)	(Y_3600)
Units	ppb	ppb	ppb	ppb	ppb	ppb	ppb	ppb
Avg	10.298	10.375	25.472	204.13	4942.5	52.918	5082.7	15.522
Stddev	.283	.263	.411	1.45	67.1	.075	24.8	.084
%RSD	2.7451	2.5382	1.6124	.71078	1.3581	.14144	.48695	.54422
Check ?	Chk Pass	Chk Pass	Chk Pass	Chk Pass	Chk Pass	Chk Pass	Chk Pass	Chk Pass
Value								
Range								

Elem	Mo2020	Na5895	Ni2316	Pb2203	Sb2175	Se1960	Sn1899	Ti3372
IS Ref	(Y_2243)	(Y_3710)	(In2306)	(Y_2243)	(Y_2243)	(Y_2243)	(In2306)	(Y_3600)
Units	ppb	ppb	ppb	ppb	ppb	ppb	ppb	ppb
Avg	35.932	4863.4	39.728	11.435	21.30	16.766	97.985	51.489
Stddev	.204	7.4	.550	.861	1.00	1.402	.193	.357
%RSD	.56763	.15191	1.3855	7.5310	4.676	8.3619	.19664	.69415
Check ?	Chk Pass	Chk Pass	Chk Pass	Chk Pass	Chk Pass	Chk Pass	Chk Pass	Chk Pass
Value								
Range								

Sample Name: ICVL-4559316 Acquired: 12/23/2019 8:40:48 Type: QC
Method: 2019 ICP I9 6010 200.7 Methods(v185) Mode: CONC Corr. Factor: 1.000000
User: analyst Custom ID1: Custom ID2: Custom ID3:
Comment:

Elem	Tl1908	V_2908	Zn2062	Si2516	Sr3464
IS Ref	(In2306)	(Y_3710)	(In2306)	(Y_3710)	(Y_3710)
Units	ppb	ppb	ppb	ppb	ppb
Avg	19.109	47.315	46.691	513.12	50.407
Stddev	1.629	2.739	.134	8.87	3.147
%RSD	8.5231	5.7890	.28669	1.7290	6.2429
Check ?	Chk Pass	Chk Pass	Chk Pass	Chk Pass	Chk Pass
Value					
Range					

Int. Std.	In2306	Y_2243	Y_3600	Y_3710
Units	Cts/S	Cts/S	Cts/S	Cts/S
Avg	7431.0	4785.9	50447.	7208.4
Stddev	19.4	8.9	253.	40.0
%RSD	.26121	.18583	.50183	.55440

Sample Name: CRILL-4485774 Acquired: 12/23/2019 8:45:06 Type: QC
Method: 2019 ICP I9 6010 200.7 Methods(v185) Mode: CONC Corr. Factor: 1.000000
User: analyst Custom ID1: Custom ID2: Custom ID3:
Comment:

Elem	Ag3280	Al3082	As1890	B_1826	Ba4554	Be3130	Ca3179
IS Ref	(Y_3600)	(Y_3710)	(Y_2243)	(Y_2243)	(Y_3710)	(Y_3710)	(Y_3710)
Units	ppb	ppb	ppb	ppb	ppb	ppb	ppb
Avg	5.9993	215.46	7.0324	223.25	222.21	5.5589	5357.4
Stddev	.4645	32.73	1.5538	1.45	.24	.1491	14.7
%RSD	7.7431	15.189	22.094	.64971	.10761	2.6818	.27466
Check ?	Chk Pass	Chk Pass	Chk Pass	Chk Pass	Chk Pass	Chk Pass	Chk Pass
Value							
Range							

Elem	Cd2288	Co2286	Cr2677	Cu3273	Fe2599	K_7664	Li6707
IS Ref	(Y_2243)	(In2306)	(Y_3600)	(Y_3600)	(Y_3710)	(Y_3710)	(Y_3710)
Units	ppb	ppb	ppb	ppb	ppb	ppb	ppb
Avg	2.420	7.7087	6.0437	28.216	109.47	5402.7	58.133
Stddev	.031	.1088	.3628	.336	2.89	51.1	.463
%RSD	1.273	1.4116	6.0026	1.1909	2.6356	.94492	.79601
Check ?	Chk Pass	Chk Pass	Chk Pass	Chk Pass	Chk Pass	Chk Pass	Chk Pass
Value							
Range							

Elem	Mg2790	Mn2576	Mo2020	Na5895	Ni2316	Pb2203	Sb2175
IS Ref	(Y_3710)	(Y_3600)	(Y_2243)	(Y_3710)	(In2306)	(Y_2243)	(Y_2243)
Units	ppb	ppb	ppb	ppb	ppb	ppb	ppb
Avg	5629.3	17.253	F 4.4759	5374.7	44.040	2.7915	8.295
Stddev	10.7	.043	.5357	8.1	1.044	1.6997	2.152
%RSD	.19056	.24649	11.969	.15139	2.3700	60.889	25.94
Check ?	Chk Pass	Chk Pass	Chk Fail	Chk Pass	Chk Pass	Chk Pass	Chk Pass
Value			10.000				
Range			-50.500%				

Sample Name: CRILL-4485774 Acquired: 12/23/2019 8:45:06 Type: QC
Method: 2019 ICP I9 6010 200.7 Methods(v185) Mode: CONC Corr. Factor: 1.000000
User: analyst Custom ID1: Custom ID2: Custom ID3:
Comment:

Elem	Se1960	Sn1899	Ti3372	Tl1908	V_2908	Zn2062	Si2516
IS Ref	(Y_2243)	(In2306)	(Y_3600)	(In2306)	(Y_3710)	(In2306)	(Y_3710)
Units	ppb	ppb	ppb	ppb	ppb	ppb	ppb
Avg	3.4687	108.63	57.332	9.8333	F 3.4220	17.936	549.81
Stddev	1.2984	1.53	.283	1.2376	1.2064	.159	2.33
%RSD	37.433	1.4049	.49309	12.585	35.254	.88369	.42416
Check ?	Chk Pass	Chk Pass	Chk Pass	Chk Pass	Chk Fail	Chk Pass	Chk Pass
Value					7.0000		
Range					-50.500%		

Elem	Sr3464
IS Ref	(Y_3710)
Units	ppb
Avg	54.549
Stddev	4.792
%RSD	8.7855
Check ?	Chk Pass
Value	
Range	

Int. Std.	In2306	Y_2243	Y_3600	Y_3710
Units	Cts/S	Cts/S	Cts/S	Cts/S
Avg	7442.1	4798.3	50017.	7233.5
Stddev	20.7	16.0	148.	23.0
%RSD	.27841	.33403	.29496	.31862

Sample Name: ICSA-4443877 Acquired: 12/23/2019 8:49:23 Type: QC
Method: 2019 ICP I9 6010 200.7 Methods(v185) Mode: CONC Corr. Factor: 1.000000
User: analyst Custom ID1: Custom ID2: Custom ID3:
Comment:

Elem	Ag3280	Al3082	As1890	B_1826	Ba4554	Be3130	Ca3179
IS Ref	(Y_3600)	(Y_3710)	(Y_2243)	(Y_2243)	(Y_3710)	(Y_3710)	(Y_3710)
Units	ppb	ppb	ppb	ppb	ppb	ppb	ppb
Avg	-.13083	490560.	-3.3935	-6.7237	1.2167	.06111	460620.
Stddev	.45325	846.	2.1962	1.1626	.4256	.08018	155.
%RSD	346.45	.17251	64.717	17.291	34.977	131.21	.03376
Check ?	Chk Pass	Chk Pass	Chk Pass	Chk Pass	Chk Pass	Chk Pass	Chk Pass
High Limit							
Low Limit							

Elem	Cd2288	Co2286	Cr2677	Cu3273	Fe2599	K_7664	Li6707
IS Ref	(Y_2243)	(In2306)	(Y_3600)	(Y_3600)	(Y_3710)	(Y_3710)	(Y_3710)
Units	ppb	ppb	ppb	ppb	ppb	ppb	ppb
Avg	.8393	-.72017	5.9854	.26045	189120.	26.727	7.9012
Stddev	.1818	.23876	.2501	.36526	148.	60.430	1.6770
%RSD	21.66	33.153	4.1783	140.25	.07827	226.10	21.224
Check ?	Chk Pass	Chk Pass	Chk Pass	Chk Pass	Chk Pass	Chk Pass	Chk Pass
High Limit							
Low Limit							

Elem	Mg2790	Mn2576	Mo2020	Na5895	Ni2316	Pb2203	Sb2175
IS Ref	(Y_3710)	(Y_3600)	(Y_2243)	(Y_3710)	(In2306)	(Y_2243)	(Y_2243)
Units	ppb	ppb	ppb	ppb	ppb	ppb	ppb
Avg	493450.	2.3968	-8.4930	130.80	3.6705	-2.8901	-1.827
Stddev	804.	.0666	1.4114	8.47	.4929	1.6720	2.001
%RSD	.16291	2.7780	16.619	6.4723	13.428	57.852	109.5
Check ?	Chk Pass	Chk Pass	Chk Pass	Chk Pass	Chk Pass	Chk Pass	Chk Pass
High Limit							
Low Limit							

Sample Name: ICSA-4443877 Acquired: 12/23/2019 8:49:23 Type: QC
Method: 2019 ICP I9 6010 200.7 Methods(v185) Mode: CONC Corr. Factor: 1.000000
User: analyst Custom ID1: Custom ID2: Custom ID3:
Comment:

Elem	Se1960	Sn1899	Ti3372	Tl1908	V_2908	Zn2062	Si2516
IS Ref	(Y_2243)	(In2306)	(Y_3600)	(In2306)	(Y_3710)	(In2306)	(Y_3710)
Units	ppb	ppb	ppb	ppb	ppb	ppb	ppb
Avg	-3.5003	-.89555	-.20223	5.6617	-7.9218	.23126	16.432
Stddev	2.5400	.60392	.20860	1.1977	1.1436	.26673	6.999
%RSD	72.565	67.436	103.15	21.155	14.436	115.34	42.597
Check ?	Chk Pass	Chk Pass	Chk Pass	Chk Pass	Chk Pass	Chk Pass	Chk Pass
High Limit							
Low Limit							

Elem	Sr3464
IS Ref	(Y_3710)
Units	ppb
Avg	13.137
Stddev	5.280
%RSD	40.192
Check ?	Chk Pass
High Limit	
Low Limit	

Int. Std.	In2306	Y_2243	Y_3600	Y_3710
Units	Cts/S	Cts/S	Cts/S	Cts/S
Avg	5929.0	4382.1	43973.	7090.0
Stddev	12.0	2.2	75.	13.5
%RSD	.20243	.04956	.17046	.18975

Sample Name: ICSAB-4456121 Acquired: 12/23/2019 8:53:41 Type: QC
Method: 2019 ICP I9 6010 200.7 Methods(v185) Mode: CONC Corr. Factor: 1.000000
User: analyst Custom ID1: Custom ID2: Custom ID3:
Comment:

Elem	Ag3280	Al3082	As1890	B_1826	Ba4554	Be3130	Ca3179
IS Ref	(Y_3600)	(Y_3710)	(Y_2243)	(Y_2243)	(Y_3710)	(Y_3710)	(Y_3710)
Units	ppb	ppb	ppb	ppb	ppb	ppb	ppb
Avg	1080.1	489260.	1019.7	10054.	1014.6	500.42	458770.
Stddev	1.1	2492.	5.0	31.	3.0	1.67	5159.
%RSD	.09905	.50932	.48903	.30683	.29588	.33402	1.1245
Check ?	Chk Pass	Chk Pass	Chk Pass	Chk Pass	Chk Pass	Chk Pass	Chk Pass
Value							
Range							

Elem	Cd2288	Co2286	Cr2677	Cu3273	Fe2599	K_7664	Li6707
IS Ref	(Y_2243)	(In2306)	(Y_3600)	(Y_3600)	(Y_3710)	(Y_3710)	(Y_3710)
Units	ppb	ppb	ppb	ppb	ppb	ppb	ppb
Avg	1019.	1028.1	1012.8	1063.7	188510.	9860.2	537.59
Stddev	4.	3.6	1.0	.4	970.	65.7	7.09
%RSD	.4320	.34572	.10010	.03632	.51472	.66592	1.3192
Check ?	Chk Pass	Chk Pass	Chk Pass	Chk Pass	Chk Pass	Chk Pass	Chk Pass
Value							
Range							

Elem	Mg2790	Mn2576	Mo2020	Na5895	Ni2316	Pb2203	Sb2175
IS Ref	(Y_3710)	(Y_3600)	(Y_2243)	(Y_3710)	(In2306)	(Y_2243)	(Y_2243)
Units	ppb	ppb	ppb	ppb	ppb	ppb	ppb
Avg	492790.	1030.9	989.35	10168.	1023.0	890.95	1003.
Stddev	1602.	.2	11.06	34.	3.6	3.33	4.
%RSD	.32513	.02206	1.1179	.33777	.35124	.37379	.3619
Check ?	Chk Pass	Chk Pass	Chk Pass	Chk Pass	Chk Pass	Chk Pass	Chk Pass
Value							
Range							

Sample Name: ICSAB-4456121 Acquired: 12/23/2019 8:53:41 Type: QC
Method: 2019 ICP I9 6010 200.7 Methods(v185) Mode: CONC Corr. Factor: 1.000000
User: analyst Custom ID1: Custom ID2: Custom ID3:
Comment:

Elem	Se1960	Sn1899	Ti3372	Tl1908	V_2908	Zn2062	Si2516
IS Ref	(Y_2243)	(In2306)	(Y_3600)	(In2306)	(Y_3710)	(In2306)	(Y_3710)
Units	ppb	ppb	ppb	ppb	ppb	ppb	ppb
Avg	1006.2	1047.8	1064.9	982.77	968.98	1037.2	9897.2
Stddev	1.6	6.5	.2	12.43	9.48	2.0	20.3
%RSD	.16198	.62058	.01608	1.2647	.97828	.19420	.20542
Check ?	Chk Pass	Chk Pass	Chk Pass	Chk Pass	Chk Pass	Chk Pass	Chk Pass
Value							
Range							

Elem	Sr3464
IS Ref	(Y_3710)
Units	ppb
Avg	958.99
Stddev	3.91
%RSD	.40731
Check ?	Chk Pass
Value	
Range	

Int. Std.	In2306	Y_2243	Y_3600	Y_3710
Units	Cts/S	Cts/S	Cts/S	Cts/S
Avg	5885.3	4387.3	43960.	7111.7
Stddev	3.3	4.1	80.	32.0
%RSD	.05615	.09316	.18263	.44949

Sample Name: CCV-4543978 Acquired: 12/23/2019 8:57:48 Type: QC
Method: 2019 ICP I9 6010 200.7 Methods(v185) Mode: CONC Corr. Factor: 1.000000
User: analyst Custom ID1: Custom ID2: Custom ID3:
Comment:

Elem	Ag3280	Al3082	As1890	B_1826	Ba4554	Be3130	Ca3179	Cd2288
IS Ref	(Y_3600)	(Y_3710)	(Y_2243)	(Y_2243)	(Y_3710)	(Y_3710)	(Y_3710)	(Y_2243)
Units	ppb	ppb	ppb	ppb	ppb	ppb	ppb	ppb
Avg	1003.9	48098.	1987.5	5066.9	1992.5	2008.9	47947.	1956.
Stddev	.9	190.	2.4	9.2	.9	.6	72.	3.
%RSD	.08927	.39550	.12025	.18211	.04400	.03038	.15023	.1304
Check ?	Chk Pass	Chk Pass	Chk Pass	Chk Pass	Chk Pass	Chk Pass	Chk Pass	Chk Pass
Value								
Range								

Elem	Co2286	Cr2677	Cu3273	Fe2599	K_7664	Li6707	Mg2790	Mn2576
IS Ref	(In2306)	(Y_3600)	(Y_3600)	(Y_3710)	(Y_3710)	(Y_3710)	(Y_3710)	(Y_3600)
Units	ppb	ppb	ppb	ppb	ppb	ppb	ppb	ppb
Avg	2022.6	2005.8	2004.9	49135.	46682.	2010.3	49408.	2053.3
Stddev	2.6	6.0	.7	60.	58.	3.3	48.	3.7
%RSD	.12781	.29907	.03728	.12126	.12353	.16258	.09760	.17788
Check ?	Chk Pass	Chk Pass	Chk Pass	Chk Pass	Chk Pass	Chk Pass	Chk Pass	Chk Pass
Value								
Range								

Elem	Mo2020	Na5895	Ni2316	Pb2203	Sb2175	Se1960	Sn1899	Ti3372
IS Ref	(Y_2243)	(Y_3710)	(In2306)	(Y_2243)	(Y_2243)	(Y_2243)	(In2306)	(Y_3600)
Units	ppb	ppb	ppb	ppb	ppb	ppb	ppb	ppb
Avg	2014.0	48627.	2016.2	1886.2	1953.	1983.5	2048.5	2111.0
Stddev	17.8	22.	2.4	2.2	1.	2.6	4.4	5.3
%RSD	.88456	.04584	.11715	.11755	.0343	.13159	.21302	.25301
Check ?	Chk Pass	Chk Pass	Chk Pass	Chk Pass	Chk Pass	Chk Pass	Chk Pass	Chk Pass
Value								
Range								

Sample Name: CCV-4543978 Acquired: 12/23/2019 8:57:48 Type: QC
Method: 2019 ICP I9 6010 200.7 Methods(v185) Mode: CONC Corr. Factor: 1.000000
User: analyst Custom ID1: Custom ID2: Custom ID3:
Comment:

Elem	Tl1908	V_2908	Zn2062	Si2516	Sr3464
IS Ref	(In2306)	(Y_3710)	(In2306)	(Y_3710)	(Y_3710)
Units	ppb	ppb	ppb	ppb	ppb
Avg	1996.9	1957.7	2070.6	19652.	1898.1
Stddev	17.3	3.2	2.6	58.	3.8
%RSD	.86702	.16127	.12717	.29497	.20116
Check ?	Chk Pass	Chk Pass	Chk Pass	Chk Pass	Chk Pass
Value					
Range					

Int. Std.	In2306	Y_2243	Y_3600	Y_3710
Units	Cts/S	Cts/S	Cts/S	Cts/S
Avg	6755.3	4728.4	48234.	7228.3
Stddev	4.6	2.8	186.	25.7
%RSD	.06788	.05826	.38469	.35534

Sample Name: CCB Acquired: 12/23/2019 9:01:46 Type: QC
Method: 2019 ICP I9 6010 200.7 Methods(v185) Mode: CONC Corr. Factor: 1.000000
User: analyst Custom ID1: Custom ID2: Custom ID3:
Comment:

Elem	Ag3280	Al3082	As1890	B_1826	Ba4554	Be3130	Ca3179	Cd2288
IS Ref	(Y_3600)	(Y_3710)	(Y_2243)	(Y_2243)	(Y_3710)	(Y_3710)	(Y_3710)	(Y_2243)
Units	ppb	ppb	ppb	ppb	ppb	ppb	ppb	ppb
Avg	.57277	30.274	-2.8346	16.061	.54907	.25675	-30.462	-.0325
Stddev	.47645	25.656	1.8352	1.437	.10805	.13223	3.837	.1881
%RSD	83.184	84.744	64.743	8.9436	19.679	51.503	12.597	579.2
Check ?	Chk Pass	Chk Pass	Chk Pass	Chk Pass	Chk Pass	Chk Pass	Chk Pass	Chk Pass
High Limit								
Low Limit								

Elem	Co2286	Cr2677	Cu3273	Fe2599	K_7664	Li6707	Mg2790	Mn2576
IS Ref	(In2306)	(Y_3600)	(Y_3600)	(Y_3710)	(Y_3710)	(Y_3710)	(Y_3710)	(Y_3600)
Units	ppb	ppb	ppb	ppb	ppb	ppb	ppb	ppb
Avg	.34093	.60371	1.1910	10.342	23.846	2.2734	35.568	-.07627
Stddev	.26745	.28241	.2198	5.059	47.947	1.0218	17.642	.06295
%RSD	78.447	46.779	18.451	48.915	201.07	44.947	49.602	82.533
Check ?	Chk Pass	Chk Pass	Chk Pass	Chk Pass	Chk Pass	Chk Pass	Chk Pass	Chk Pass
High Limit								
Low Limit								

Elem	Mo2020	Na5895	Ni2316	Pb2203	Sb2175	Se1960	Sn1899	Ti3372
IS Ref	(Y_2243)	(Y_3710)	(In2306)	(Y_2243)	(Y_2243)	(Y_2243)	(In2306)	(Y_3600)
Units	ppb	ppb	ppb	ppb	ppb	ppb	ppb	ppb
Avg	4.9714	5.1916	-.02926	.28824	-2.269	.45240	-.15884	-.41225
Stddev	2.3268	14.576	.43131	.50542	2.850	.96500	.37654	.15484
%RSD	46.803	280.75	1474.2	175.35	125.6	213.31	237.06	37.560
Check ?	Chk Pass	Chk Pass	Chk Pass	Chk Pass	Chk Pass	Chk Pass	Chk Pass	Chk Pass
High Limit								
Low Limit								

Sample Name: CCB Acquired: 12/23/2019 9:01:46 Type: QC
Method: 2019 ICP I9 6010 200.7 Methods(v185) Mode: CONC Corr. Factor: 1.000000
User: analyst Custom ID1: Custom ID2: Custom ID3:
Comment:

Elem	Tl1908	V_2908	Zn2062	Si2516	Sr3464
IS Ref	(In2306)	(Y_3710)	(In2306)	(Y_3710)	(Y_3710)
Units	ppb	ppb	ppb	ppb	ppb
Avg	4.6868	-.03416	-2.2993	12.864	3.9756
Stddev	.9771	1.0620	.0858	10.005	11.984
%RSD	20.848	3109.1	3.7302	77.772	301.43
Check ?	Chk Pass	Chk Pass	Chk Pass	Chk Pass	Chk Pass
High Limit					
Low Limit					

Int. Std.	In2306	Y_2243	Y_3600	Y_3710
Units	Cts/S	Cts/S	Cts/S	Cts/S
Avg	7707.6	4876.6	50747.	7278.2
Stddev	26.8	19.9	262.	24.9
%RSD	.34825	.40789	.51537	.34204

Sample Name: IEC Check As Acquired: 12/23/2019 9:06:11 Type: QC
Method: 2019 ICP I9 6010 200.7 Methods(v185) Mode: CONC Corr. Factor: 1.000000
User: analyst Custom ID1: Custom ID2: Custom ID3:
Comment:

Elem	Ag3280	Al3082	As1890	B_1826	Ba4554	Be3130	Ca3179	Cd2288
IS Ref	(Y_3600)	(Y_3710)	(Y_2243)	(Y_2243)	(Y_3710)	(Y_3710)	(Y_3710)	(Y_2243)
Units	ppb	ppb	ppb	ppb	ppb	ppb	ppb	ppb
Avg	4.2322	1880.3	5440.1	8.0487	4.4763	4.0796	7502.5	-.0627
Stddev	.2102	50.2	12.2	.4250	.2500	.1638	.9	.1225
%RSD	4.9657	2.6688	.22486	5.2802	5.5845	4.0155	.01167	195.4
Check ?	None	None	None	None	None	None	None	Chk Pass
Value								
Range								

Elem	Co2286	Cr2677	Cu3273	Fe2599	K_7664	Li6707	Mg2790	Mn2576
IS Ref	(In2306)	(Y_3600)	(Y_3600)	(Y_3710)	(Y_3710)	(Y_3710)	(Y_3710)	(Y_3600)
Units	ppb	ppb	ppb	ppb	ppb	ppb	ppb	ppb
Avg	.46492	4.5797	5.2049	1950.1	69.054	2.9249	1987.6	2026.8
Stddev	.24209	.4565	.5353	4.6	42.961	2.0770	12.8	1.9
%RSD	52.071	9.9673	10.285	.23484	62.214	71.012	.64373	.09208
Check ?	None	None	None	None	None	None	None	None
Value								
Range								

Elem	Mo2020	Na5895	Ni2316	Pb2203	Sb2175	Se1960	Sn1899	Ti3372
IS Ref	(Y_2243)	(Y_3710)	(In2306)	(Y_2243)	(Y_2243)	(Y_2243)	(In2306)	(Y_3600)
Units	ppb	ppb	ppb	ppb	ppb	ppb	ppb	ppb
Avg	73.332	-10.337	3.3155	5.8472	2.803	1.1535	-1.1911	-.70828
Stddev	3.268	8.937	.4155	.3376	.942	1.2339	.2112	.31515
%RSD	4.4564	86.458	12.531	5.7739	33.61	106.97	17.729	44.495
Check ?	None	None	None	None	None	None	None	None
Value								
Range								

Sample Name: IEC Check As Acquired: 12/23/2019 9:06:11 Type: QC
Method: 2019 ICP I9 6010 200.7 Methods(v185) Mode: CONC Corr. Factor: 1.000000
User: analyst Custom ID1: Custom ID2: Custom ID3:
Comment:

Elem	Tl1908	V_2908	Zn2062	Si2516	Sr3464
IS Ref	(In2306)	(Y_3710)	(In2306)	(Y_3710)	(Y_3710)
Units	ppb	ppb	ppb	ppb	ppb
Avg	3.8923	91.389	.37756	12.681	4.0224
Stddev	.0956	4.120	.08116	7.274	2.9122
%RSD	2.4550	4.5087	21.495	57.361	72.398
Check ?	None	None	None	None	None
Value					
Range					

Int. Std.	In2306	Y_2243	Y_3600	Y_3710
Units	Cts/S	Cts/S	Cts/S	Cts/S
Avg	7771.4	4954.1	50903.	7357.6
Stddev	5.1	11.5	33.	26.9
%RSD	.06623	.23248	.06435	.36512

Sample Name: IEC Check Ti Acquired: 12/23/2019 9:10:30 Type: QC
Method: 2019 ICP I9 6010 200.7 Methods(v185) Mode: CONC Corr. Factor: 1.000000
User: analyst Custom ID1: Custom ID2: Custom ID3:
Comment:

Elem	Ag3280	Al3082	As1890	B_1826	Ba4554	Be3130	Ca3179	Cd2288
IS Ref	(Y_3600)	(Y_3710)	(Y_2243)	(Y_2243)	(Y_3710)	(Y_3710)	(Y_3710)	(Y_2243)
Units	ppb	ppb	ppb	ppb	ppb	ppb	ppb	ppb
Avg	-.19788	38.340	4.6982	17.845	.17803	-.33794	-76.320	.8203
Stddev	.20598	11.492	1.7904	3.050	.26487	.13130	1.277	.1614
%RSD	104.09	29.973	38.109	17.090	148.78	38.854	1.6728	19.67
Check ?	None	None	None	None	None	None	None	None
Value								
Range								

Elem	Co2286	Cr2677	Cu3273	Fe2599	K_7664	Li6707	Mg2790	Mn2576
IS Ref	(In2306)	(Y_3600)	(Y_3600)	(Y_3710)	(Y_3710)	(Y_3710)	(Y_3710)	(Y_3600)
Units	ppb	ppb	ppb	ppb	ppb	ppb	ppb	ppb
Avg	5.9791	1.6619	8.0197	3.9150	67.311	3.6734	-13.245	.04160
Stddev	1.1201	.3840	1.8636	1.5986	35.356	3.1956	4.359	.05780
%RSD	18.733	23.105	23.237	40.833	52.526	86.993	32.910	138.94
Check ?	Chk Pass	None	Chk Pass	None	None	None	None	None
Value								
Range								

Elem	Mo2020	Na5895	Ni2316	Pb2203	Sb2175	Se1960	Sn1899	Ti3372
IS Ref	(Y_2243)	(Y_3710)	(In2306)	(Y_2243)	(Y_2243)	(Y_2243)	(In2306)	(Y_3600)
Units	ppb	ppb	ppb	ppb	ppb	ppb	ppb	ppb
Avg	-.69082	16.636	-4.9114	3.1810	2.612	.82221	1.9312	33754.
Stddev	.26848	12.771	.6028	1.1897	2.332	2.2426	.6900	285.
%RSD	38.864	76.768	12.273	37.401	89.27	272.76	35.728	.84560
Check ?	None	None	None	None	None	None	None	None
Value								
Range								

Sample Name: IEC Check Ti Acquired: 12/23/2019 9:10:30 Type: QC
Method: 2019 ICP I9 6010 200.7 Methods(v185) Mode: CONC Corr. Factor: 1.000000
User: analyst Custom ID1: Custom ID2: Custom ID3:
Comment:

Elem	Tl1908	V_2908	Zn2062	Si2516	Sr3464
IS Ref	(In2306)	(Y_3710)	(In2306)	(Y_3710)	(Y_3710)
Units	ppb	ppb	ppb	ppb	ppb
Avg	-3.9112	-7.1738	-2.9748	41995.	6.3029
Stddev	2.3423	6.2341	.0373	4268.	2.9038
%RSD	59.887	86.901	1.2541	10.164	46.071
Check ?	Chk Pass	None	None	None	None
Value					
Range					

Int. Std.	In2306	Y_2243	Y_3600	Y_3710
Units	Cts/S	Cts/S	Cts/S	Cts/S
Avg	7755.0	4931.5	50443.	7360.9
Stddev	15.0	9.3	108.	57.4
%RSD	.19348	.18804	.21507	.78006

Sample Name: IEC Check Co Acquired: 12/23/2019 9:15:00 Type: QC
Method: 2019 ICP I9 6010 200.7 Methods(v185) Mode: CONC Corr. Factor: 1.000000
User: analyst Custom ID1: Custom ID2: Custom ID3:
Comment:

Elem	Ag3280	Al3082	As1890	B_1826	Ba4554	Be3130	Ca3179	Cd2288
IS Ref	(Y_3600)	(Y_3710)	(Y_2243)	(Y_2243)	(Y_3710)	(Y_3710)	(Y_3710)	(Y_2243)
Units	ppb	ppb	ppb	ppb	ppb	ppb	ppb	ppb
Avg	.07977	-2.1102	1.3851	17.010	.47053	.09529	-81.405	.3916
Stddev	.61373	46.256	1.1827	1.659	.57705	.03917	2.805	.2401
%RSD	769.38	2192.0	85.388	9.7499	122.64	41.107	3.4454	61.30
Check ?	None	None	Chk Pass	None	None	None	None	None
Value								
Range								

Elem	Co2286	Cr2677	Cu3273	Fe2599	K_7664	Li6707	Mg2790	Mn2576
IS Ref	(In2306)	(Y_3600)	(Y_3600)	(Y_3710)	(Y_3710)	(Y_3710)	(Y_3710)	(Y_3600)
Units	ppb	ppb	ppb	ppb	ppb	ppb	ppb	ppb
Avg	10932.	.73279	.30047	-4.3559	42.095	.70545	25.253	-.16276
Stddev	25.	.24014	.77813	1.2196	18.637	2.9413	11.225	.04100
%RSD	.23203	32.770	258.97	28.000	44.273	416.93	44.449	25.189
Check ?	None	None	Chk Pass	None	None	None	None	None
Value								
Range								

Elem	Mo2020	Na5895	Ni2316	Pb2203	Sb2175	Se1960	Sn1899	Ti3372
IS Ref	(Y_2243)	(Y_3710)	(In2306)	(Y_2243)	(Y_2243)	(Y_2243)	(In2306)	(Y_3600)
Units	ppb	ppb	ppb	ppb	ppb	ppb	ppb	ppb
Avg	-8.6795	-3.9638	-1.7214	.34530	.0167	.44277	-1.2339	1.2430
Stddev	.0928	12.902	.4319	.62759	2.756	1.4990	.2097	.3138
%RSD	1.0691	325.49	25.091	181.75	16480.	338.54	16.996	25.243
Check ?	None	None	Chk Pass	None	Chk Pass	None	None	None
Value								
Range								

Sample Name: IEC Check Co Acquired: 12/23/2019 9:15:00 Type: QC
Method: 2019 ICP I9 6010 200.7 Methods(v185) Mode: CONC Corr. Factor: 1.000000
User: analyst Custom ID1: Custom ID2: Custom ID3:
Comment:

Elem	Tl1908	V_2908	Zn2062	Si2516	Sr3464
IS Ref	(In2306)	(Y_3710)	(In2306)	(Y_3710)	(Y_3710)
Units	ppb	ppb	ppb	ppb	ppb
Avg	.06330	-5.4004	-3.2697	559.76	1.6204
Stddev	1.4815	4.1903	.0753	145.53	4.0731
%RSD	2340.5	77.591	2.3017	25.999	251.37
Check ?	Chk Pass	None	None	None	None
Value					
Range					

Int. Std.	In2306	Y_2243	Y_3600	Y_3710
Units	Cts/S	Cts/S	Cts/S	Cts/S
Avg	7760.7	4905.4	50572.	7360.6
Stddev	17.8	15.6	190.	15.1
%RSD	.22986	.31702	.37523	.20556

Sample Name: IEC Check Al Acquired: 12/23/2019 9:19:22 Type: QC
Method: 2019 ICP I9 6010 200.7 Methods(v185) Mode: CONC Corr. Factor: 1.000000
User: analyst Custom ID1: Custom ID2: Custom ID3:
Comment:

Elem	Ag3280	Al3082	As1890	B_1826	Ba4554	Be3130	Ca3179
IS Ref	(Y_3600)	(Y_3710)	(Y_2243)	(Y_2243)	(Y_3710)	(Y_3710)	(Y_3710)
Units	ppb	ppb	ppb	ppb	ppb	ppb	ppb
Avg	.42635	516600.	-1.9338	.40961	.70435	.16918	-72.767
Stddev	.15055	1705.	2.8648	.73432	.22642	.23847	2.334
%RSD	35.311	.32999	148.15	179.27	32.146	140.96	3.2082
Check ?	None	None	Chk Pass	None	None	None	None
Value							
Range							

Elem	Cd2288	Co2286	Cr2677	Cu3273	Fe2599	K_7664	Li6707
IS Ref	(Y_2243)	(In2306)	(Y_3600)	(Y_3600)	(Y_3710)	(Y_3710)	(Y_3710)
Units	ppb	ppb	ppb	ppb	ppb	ppb	ppb
Avg	.2139	.87540	1.4888	1.6272	6.3147	32.745	1.5474
Stddev	.3333	.35361	.7913	1.3989	2.9032	42.997	1.9618
%RSD	155.8	40.394	53.150	85.970	45.976	131.31	126.78
Check ?	None	None	None	None	None	None	None
Value							
Range							

Elem	Mg2790	Mn2576	Mo2020	Na5895	Ni2316	Pb2203	Sb2175
IS Ref	(Y_3710)	(Y_3600)	(Y_2243)	(Y_3710)	(In2306)	(Y_2243)	(Y_2243)
Units	ppb	ppb	ppb	ppb	ppb	ppb	ppb
Avg	19.055	.64011	-9.7407	52.203	.38207	-5.9461	-1.490
Stddev	6.713	.05629	.1989	8.127	.68646	2.7511	7.299
%RSD	35.232	8.7939	2.0421	15.568	179.67	46.267	489.7
Check ?	None	None	None	None	None	Chk Pass	Chk Pass
Value							
Range							

Sample Name: IEC Check Al Acquired: 12/23/2019 9:19:22 Type: QC
Method: 2019 ICP I9 6010 200.7 Methods(v185) Mode: CONC Corr. Factor: 1.000000
User: analyst Custom ID1: Custom ID2: Custom ID3:
Comment:

Elem	Se1960	Sn1899	Ti3372	Tl1908	V_2908	Zn2062	Si2516
IS Ref	(Y_2243)	(In2306)	(Y_3600)	(In2306)	(Y_3710)	(In2306)	(Y_3710)
Units	ppb	ppb	ppb	ppb	ppb	ppb	ppb
Avg	-3.6062	-2.6337	.05883	4.0232	-2.9287	-2.9191	69.596
Stddev	4.4793	1.3874	.41514	1.3449	3.9669	.4993	11.699
%RSD	124.21	52.679	705.71	33.430	135.45	17.106	16.810
Check ?	Chk Pass	None	None	Chk Pass	None	None	None
Value							
Range							

Elem	Sr3464
IS Ref	(Y_3710)
Units	ppb
Avg	11.138
Stddev	7.212
%RSD	64.753
Check ?	None
Value	
Range	

Int. Std.	In2306	Y_2243	Y_3600	Y_3710
Units	Cts/S	Cts/S	Cts/S	Cts/S
Avg	6882.5	4827.9	46343.	7459.4
Stddev	17.2	12.8	115.	31.0
%RSD	.25048	.26479	.24840	.41566

Sample Name: IEC Check Fe Acquired: 12/23/2019 9:23:41 Type: QC
Method: 2019 ICP I9 6010 200.7 Methods(v185) Mode: CONC Corr. Factor: 1.000000
User: analyst Custom ID1: Custom ID2: Custom ID3:
Comment:

Elem	Ag3280	Al3082	As1890	B_1826	Ba4554	Be3130	Ca3179
IS Ref	(Y_3600)	(Y_3710)	(Y_2243)	(Y_2243)	(Y_3710)	(Y_3710)	(Y_3710)
Units	ppb	ppb	ppb	ppb	ppb	ppb	ppb
Avg	.39110	17.379	-12.995	2.3533	.46818	-.04481	-77.998
Stddev	.54050	38.657	.845	.5449	.28692	.16931	4.577
%RSD	138.20	222.44	6.5018	23.154	61.284	377.88	5.8678
Check ?	None	None	None	None	None	None	None
Value							
Range							

Elem	Cd2288	Co2286	Cr2677	Cu3273	Fe2599	K_7664	Li6707
IS Ref	(Y_2243)	(In2306)	(Y_3600)	(Y_3600)	(Y_3710)	(Y_3710)	(Y_3710)
Units	ppb	ppb	ppb	ppb	ppb	ppb	ppb
Avg	.0039	-3.0410	2.8315	2.8114	519470.	-103.80	1.7125
Stddev	.1236	.2121	.1218	1.0032	7838.	42.19	.4831
%RSD	3172.	6.9754	4.3007	35.685	1.5089	40.645	28.211
Check ?	Chk Pass	None	None	Chk Pass	None	None	None
Value							
Range							

Elem	Mg2790	Mn2576	Mo2020	Na5895	Ni2316	Pb2203	Sb2175
IS Ref	(Y_3710)	(Y_3600)	(Y_2243)	(Y_3710)	(In2306)	(Y_2243)	(Y_2243)
Units	ppb	ppb	ppb	ppb	ppb	ppb	ppb
Avg	-53.814	.52972	-9.9501	47.549	1.2279	.00133	-.1828
Stddev	11.897	.02379	.6087	11.601	.7349	1.8440	2.740
%RSD	22.107	4.4901	6.1172	24.399	59.852	138910.	1499.
Check ?	None	None	None	None	Chk Pass	Chk Pass	Chk Pass
Value							
Range							

Sample Name: IEC Check Fe Acquired: 12/23/2019 9:23:41 Type: QC
Method: 2019 ICP I9 6010 200.7 Methods(v185) Mode: CONC Corr. Factor: 1.000000
User: analyst Custom ID1: Custom ID2: Custom ID3:
Comment:

Elem	Se1960	Sn1899	Ti3372	Tl1908	V_2908	Zn2062	Si2516
IS Ref	(Y_2243)	(In2306)	(Y_3600)	(In2306)	(Y_3710)	(In2306)	(Y_3710)
Units	ppb	ppb	ppb	ppb	ppb	ppb	ppb
Avg	.18594	1.2038	1.0442	-.19383	-2.1930	11.727	12.117
Stddev	1.7918	.0924	.1889	1.4287	1.7139	.065	14.157
%RSD	963.65	7.6752	18.087	737.07	78.156	.55151	116.84
Check ?	None	None	None	Chk Pass	Chk Pass	None	None
Value							
Range							

Elem	Sr3464
IS Ref	(Y_3710)
Units	ppb
Avg	17.408
Stddev	6.317
%RSD	36.288
Check ?	None
Value	
Range	

Int. Std.	In2306	Y_2243	Y_3600	Y_3710
Units	Cts/S	Cts/S	Cts/S	Cts/S
Avg	7313.0	4740.1	48380.	7240.5
Stddev	7.5	14.1	70.	2.8
%RSD	.10281	.29764	.14558	.03931

Sample Name: IEC Check V Acquired: 12/23/2019 9:28:06 Type: QC
Method: 2019 ICP I9 6010 200.7 Methods(v185) Mode: CONC Corr. Factor: 1.000000
User: analyst Custom ID1: Custom ID2: Custom ID3:
Comment:

Elem	Ag3280	Al3082	As1890	B_1826	Ba4554	Be3130	Ca3179	Cd2288
IS Ref	(Y_3600)	(Y_3710)	(Y_2243)	(Y_2243)	(Y_3710)	(Y_3710)	(Y_3710)	(Y_2243)
Units	ppb	ppb	ppb	ppb	ppb	ppb	ppb	ppb
Avg	1.1237	132.68	-3.3041	2.7765	.57713	-.45841	-64.146	.2293
Stddev	.4628	18.21	2.4344	.2912	.50585	.05916	2.698	.2276
%RSD	41.184	13.726	73.677	10.487	87.649	12.906	4.2059	99.26
Check ?	None	Chk Pass	None	None	None	Chk Pass	None	None
Value								
Range								

Elem	Co2286	Cr2677	Cu3273	Fe2599	K_7664	Li6707	Mg2790	Mn2576
IS Ref	(In2306)	(Y_3600)	(Y_3600)	(Y_3710)	(Y_3710)	(Y_3710)	(Y_3710)	(Y_3600)
Units	ppb	ppb	ppb	ppb	ppb	ppb	ppb	ppb
Avg	.69058	.92919	.37172	61.638	21.967	1.9359	27.905	-.17423
Stddev	.17097	.31808	.02610	26.331	21.400	2.3025	21.701	.05487
%RSD	24.758	34.232	7.0214	42.718	97.422	118.94	77.768	31.493
Check ?	None	None	None	None	None	None	None	None
Value								
Range								

Elem	Mo2020	Na5895	Ni2316	Pb2203	Sb2175	Se1960	Sn1899	Ti3372
IS Ref	(Y_2243)	(Y_3710)	(In2306)	(Y_2243)	(Y_2243)	(Y_2243)	(In2306)	(Y_3600)
Units	ppb	ppb	ppb	ppb	ppb	ppb	ppb	ppb
Avg	-11.260	-4.2334	-.31682	.92601	1.882	-1.6911	-1.6943	-.45832
Stddev	.259	11.001	.18413	1.5979	1.110	3.9250	.4543	.07030
%RSD	2.2984	259.87	58.118	172.56	58.99	232.09	26.812	15.340
Check ?	None	None	None	None	Chk Pass	None	None	None
Value								
Range								

Sample Name: IEC Check V Acquired: 12/23/2019 9:28:06 Type: QC
Method: 2019 ICP I9 6010 200.7 Methods(v185) Mode: CONC Corr. Factor: 1.000000
User: analyst Custom ID1: Custom ID2: Custom ID3:
Comment:

Elem	Tl1908	V_2908	Zn2062	Si2516	Sr3464
IS Ref	(In2306)	(Y_3710)	(In2306)	(Y_3710)	(Y_3710)
Units	ppb	ppb	ppb	ppb	ppb
Avg	-2.1300	5198.1	-3.3206	8.4873	1.4163
Stddev	1.3667	3.5	.0102	5.8200	9.7196
%RSD	64.165	.06710	.30691	68.573	686.28
Check ?	Chk Pass	None	None	None	None
Value					
Range					

Int. Std.	In2306	Y_2243	Y_3600	Y_3710
Units	Cts/S	Cts/S	Cts/S	Cts/S
Avg	7765.1	4907.4	50144.	7363.8
Stddev	12.2	8.7	250.	30.5
%RSD	.15699	.17672	.49945	.41469

Sample Name: CCV-4543978 Acquired: 12/23/2019 9:32:30 Type: QC
Method: 2019 ICP I9 6010 200.7 Methods(v185) Mode: CONC Corr. Factor: 1.000000
User: analyst Custom ID1: Custom ID2: Custom ID3:
Comment:

Elem	Ag3280	Al3082	As1890	B_1826	Ba4554	Be3130	Ca3179	Cd2288
IS Ref	(Y_3600)	(Y_3710)	(Y_2243)	(Y_2243)	(Y_3710)	(Y_3710)	(Y_3710)	(Y_2243)
Units	ppb	ppb	ppb	ppb	ppb	ppb	ppb	ppb
Avg	1017.0	48105.	1990.1	5108.9	2010.9	2037.2	48014.	1969.
Stddev	1.1	65.	9.1	3.1	3.0	11.3	55.	4.
%RSD	.10619	.13522	.45839	.06081	.14976	.55652	.11402	.2271
Check ?	Chk Pass	Chk Pass	Chk Pass	Chk Pass	Chk Pass	Chk Pass	Chk Pass	Chk Pass
Value								
Range								

Elem	Co2286	Cr2677	Cu3273	Fe2599	K_7664	Li6707	Mg2790	Mn2576
IS Ref	(In2306)	(Y_3600)	(Y_3600)	(Y_3710)	(Y_3710)	(Y_3710)	(Y_3710)	(Y_3600)
Units	ppb	ppb	ppb	ppb	ppb	ppb	ppb	ppb
Avg	2036.8	2034.8	2043.2	49512.	46583.	2032.8	49794.	2103.4
Stddev	6.2	4.4	1.9	161.	34.	5.9	139.	6.3
%RSD	.30267	.21538	.09541	.32543	.07252	.28837	.27888	.30100
Check ?	Chk Pass	Chk Pass	Chk Pass	Chk Pass	Chk Pass	Chk Pass	Chk Pass	Chk Pass
Value								
Range								

Elem	Mo2020	Na5895	Ni2316	Pb2203	Sb2175	Se1960	Sn1899	Ti3372
IS Ref	(Y_2243)	(Y_3710)	(In2306)	(Y_2243)	(Y_2243)	(Y_2243)	(In2306)	(Y_3600)
Units	ppb	ppb	ppb	ppb	ppb	ppb	ppb	ppb
Avg	2032.0	49356.	2028.6	1891.4	1967.	1997.2	2052.6	2167.6
Stddev	17.7	95.	6.1	4.4	8.	10.1	8.5	1.8
%RSD	.86983	.19205	.30244	.23191	.3873	.50695	.41399	.08286
Check ?	Chk Pass	Chk Pass	Chk Pass	Chk Pass	Chk Pass	Chk Pass	Chk Pass	Chk Pass
Value								
Range								

Sample Name: CCV-4543978 Acquired: 12/23/2019 9:32:30 Type: QC
Method: 2019 ICP I9 6010 200.7 Methods(v185) Mode: CONC Corr. Factor: 1.000000
User: analyst Custom ID1: Custom ID2: Custom ID3:
Comment:

Elem	Tl1908	V_2908	Zn2062	Si2516	Sr3464
IS Ref	(In2306)	(Y_3710)	(In2306)	(Y_3710)	(Y_3710)
Units	ppb	ppb	ppb	ppb	ppb
Avg	2007.8	1945.3	2085.4	19630.	1886.7
Stddev	15.8	12.1	7.1	94.	5.9
%RSD	.78640	.62286	.33968	.48125	.31041
Check ?	Chk Pass	Chk Pass	Chk Pass	Chk Pass	Chk Pass
Value					
Range					

Int. Std.	In2306	Y_2243	Y_3600	Y_3710
Units	Cts/S	Cts/S	Cts/S	Cts/S
Avg	6634.0	4631.4	46623.	7108.4
Stddev	23.3	12.8	117.	1.8
%RSD	.35085	.27678	.25036	.02575

Sample Name: CCB Acquired: 12/23/2019 9:36:27 Type: QC
Method: 2019 ICP I9 6010 200.7 Methods(v185) Mode: CONC Corr. Factor: 1.000000
User: analyst Custom ID1: Custom ID2: Custom ID3:
Comment:

Elem	Ag3280	Al3082	As1890	B_1826	Ba4554	Be3130	Ca3179	Cd2288
IS Ref	(Y_3600)	(Y_3710)	(Y_2243)	(Y_2243)	(Y_3710)	(Y_3710)	(Y_3710)	(Y_2243)
Units	ppb	ppb	ppb	ppb	ppb	ppb	ppb	ppb
Avg	.67091	-17.075	-.14673	10.153	.54582	.30516	-57.027	.0214
Stddev	.79294	21.820	2.5469	1.664	.08317	.06476	1.131	.1282
%RSD	118.19	127.79	1735.8	16.394	15.237	21.221	1.9828	600.7
Check ?	Chk Pass	Chk Pass	Chk Pass	Chk Pass	Chk Pass	Chk Pass	Chk Pass	Chk Pass
High Limit								
Low Limit								

Elem	Co2286	Cr2677	Cu3273	Fe2599	K_7664	Li6707	Mg2790	Mn2576
IS Ref	(In2306)	(Y_3600)	(Y_3600)	(Y_3710)	(Y_3710)	(Y_3710)	(Y_3710)	(Y_3600)
Units	ppb	ppb	ppb	ppb	ppb	ppb	ppb	ppb
Avg	.37959	.38267	1.0043	6.5229	42.029	.24135	-4.0925	-.06043
Stddev	.13649	.42907	1.6052	5.6069	48.226	4.7627	16.922	.02226
%RSD	35.957	112.12	159.83	85.956	114.74	1973.3	413.50	36.830
Check ?	Chk Pass	Chk Pass	Chk Pass	Chk Pass	Chk Pass	Chk Pass	Chk Pass	Chk Pass
High Limit								
Low Limit								

Elem	Mo2020	Na5895	Ni2316	Pb2203	Sb2175	Se1960	Sn1899	Ti3372
IS Ref	(Y_2243)	(Y_3710)	(In2306)	(Y_2243)	(Y_2243)	(Y_2243)	(In2306)	(Y_3600)
Units	ppb	ppb	ppb	ppb	ppb	ppb	ppb	ppb
Avg	5.6399	11.260	-.44398	.56227	-2.329	-.22661	-.21892	-.17279
Stddev	2.0383	17.471	.49312	.95111	1.678	2.2558	.27053	.11250
%RSD	36.141	155.15	111.07	169.15	72.03	995.46	123.57	65.109
Check ?	Chk Pass	Chk Pass	Chk Pass	Chk Pass	Chk Pass	Chk Pass	Chk Pass	Chk Pass
High Limit								
Low Limit								

Sample Name: CCB Acquired: 12/23/2019 9:36:27 Type: QC
Method: 2019 ICP I9 6010 200.7 Methods(v185) Mode: CONC Corr. Factor: 1.000000
User: analyst Custom ID1: Custom ID2: Custom ID3:
Comment:

Elem	Tl1908	V_2908	Zn2062	Si2516	Sr3464
IS Ref	(In2306)	(Y_3710)	(In2306)	(Y_3710)	(Y_3710)
Units	ppb	ppb	ppb	ppb	ppb
Avg	4.8295	-2.9154	-2.3565	20.530	5.8458
Stddev	1.3533	2.0002	.1717	8.413	.4020
%RSD	28.022	68.607	7.2869	40.978	6.8768
Check ?	Chk Pass	Chk Pass	Chk Pass	Chk Pass	Chk Pass
High Limit					
Low Limit					

Int. Std.	In2306	Y_2243	Y_3600	Y_3710
Units	Cts/S	Cts/S	Cts/S	Cts/S
Avg	7626.9	4822.4	49647.	7276.0
Stddev	7.2	7.8	297.	31.7
%RSD	.09468	.16213	.59818	.43516

Sample Name: lb 240-416475/1-b Acquired: 12/23/2019 9:40:54 Type: QC
Method: 2019 ICP I9 6010 200.7 Methods(v185) Mode: CONC Corr. Factor: 1.000000
User: analyst Custom ID1: Custom ID2: Custom ID3:
Comment:

Elem	Ag3280	Al3082	As1890	B_1826	Ba4554	Be3130	Ca3179
IS Ref	(Y_3600)	(Y_3710)	(Y_2243)	(Y_2243)	(Y_3710)	(Y_3710)	(Y_3710)
Units	ppb	ppb	ppb	ppb	ppb	ppb	ppb
Avg	.45003	1.7700	-5.4121	9.3695	F 5.5020	.33440	-31.749
Stddev	.24257	32.748	1.3728	.3752	.3151	.10488	1.769
%RSD	53.901	1850.1	25.366	4.0044	5.7268	31.363	5.5723
Check ?	Chk Pass	Chk Pass	Chk Pass	Chk Pass	Chk Fail	Chk Pass	None
High Limit					5.0000		
Low Limit					-1000.0		

Elem	Cd2288	Co2286	Cr2677	Cu3273	Fe2599	K_7664	Li6707
IS Ref	(Y_2243)	(In2306)	(Y_3600)	(Y_3600)	(Y_3710)	(Y_3710)	(Y_3710)
Units	ppb	ppb	ppb	ppb	ppb	ppb	ppb
Avg	.1360	.15599	1.4736	1.1516	13.327	92.369	5.7084
Stddev	.0107	.26753	.0757	1.5653	5.451	45.718	2.5335
%RSD	7.873	171.51	5.1355	135.93	40.905	49.495	44.382
Check ?	Chk Pass	Chk Pass	Chk Pass	Chk Pass	Chk Pass	None	Chk Pass
High Limit							
Low Limit							

Elem	Mg2790	Mn2576	Mo2020	Na5895	Ni2316	Pb2203	Sb2175
IS Ref	(Y_3710)	(Y_3600)	(Y_2243)	(Y_3710)	(In2306)	(Y_2243)	(Y_2243)
Units	ppb	ppb	ppb	ppb	ppb	ppb	ppb
Avg	32.473	.05212	-5.3402	14131.	.38122	1.1303	-2.544
Stddev	30.194	.02664	.7998	56.	.41402	.6730	3.085
%RSD	92.982	51.110	14.977	.39926	108.60	59.538	121.3
Check ?	None	Chk Pass	Chk Pass	None	Chk Pass	Chk Pass	Chk Pass
High Limit							
Low Limit							

Sample Name: lb 240-416475/1-b Acquired: 12/23/2019 9:40:54 Type: QC
Method: 2019 ICP I9 6010 200.7 Methods(v185) Mode: CONC Corr. Factor: 1.000000
User: analyst Custom ID1: Custom ID2: Custom ID3:
Comment:

Elem	Se1960	Sn1899	Ti3372	Tl1908	V_2908	Zn2062	Si2516
IS Ref	(Y_2243)	(In2306)	(Y_3600)	(In2306)	(Y_3710)	(In2306)	(Y_3710)
Units	ppb	ppb	ppb	ppb	ppb	ppb	ppb
Avg	-.95011	20.128	-.35375	.21968	-4.3053	-.80069	54.498
Stddev	2.5272	.811	.15544	.42842	.7060	.02162	6.605
%RSD	265.99	4.0305	43.939	195.02	16.399	2.6999	12.120
Check ?	Chk Pass	Chk Pass	Chk Pass	Chk Pass	Chk Pass	Chk Pass	Chk Pass
High Limit							
Low Limit							

Elem	Sr3464
IS Ref	(Y_3710)
Units	ppb
Avg	4.1334
Stddev	2.6849
%RSD	64.956
Check ?	Chk Pass
High Limit	
Low Limit	

Int. Std.	In2306	Y_2243	Y_3600	Y_3710
Units	Cts/S	Cts/S	Cts/S	Cts/S
Avg	7435.7	4754.4	48818.	7301.4
Stddev	24.4	17.0	251.	21.8
%RSD	.32823	.35711	.51425	.29788

Sample Name: mb 240-416507/2-a Acquired: 12/23/2019 9:45:20 Type: QC
Method: 2019 ICP I9 6010 200.7 Methods(v185) Mode: CONC Corr. Factor: 1.000000
User: analyst Custom ID1: Custom ID2: Custom ID3:
Comment:

Elem	Ag3280	Al3082	As1890	B_1826	Ba4554	Be3130	Ca3179	Cd2288
IS Ref	(Y_3600)	(Y_3710)	(Y_2243)	(Y_2243)	(Y_3710)	(Y_3710)	(Y_3710)	(Y_2243)
Units	ppb	ppb	ppb	ppb	ppb	ppb	ppb	ppb
Avg	1.2091	-3.6920	-5.1857	5.0785	.23623	.13567	-27.199	.3144
Stddev	.1729	34.515	1.8683	.4358	.10249	.08267	1.941	.0641
%RSD	14.295	934.86	36.028	8.5816	43.387	60.937	7.1377	20.37
Check ?	Chk Pass	Chk Pass	Chk Pass	Chk Pass	Chk Pass	Chk Pass	Chk Pass	Chk Pass
High Limit								
Low Limit								

Elem	Co2286	Cr2677	Cu3273	Fe2599	K_7664	Li6707	Mg2790	Mn2576
IS Ref	(In2306)	(Y_3600)	(Y_3600)	(Y_3710)	(Y_3710)	(Y_3710)	(Y_3710)	(Y_3600)
Units	ppb	ppb	ppb	ppb	ppb	ppb	ppb	ppb
Avg	-.02674	1.2421	1.1725	11.343	61.151	2.5837	5.9721	.56793
Stddev	.24324	.3442	1.8004	.612	24.449	1.3184	14.035	.00967
%RSD	909.64	27.709	153.55	5.3963	39.981	51.027	235.00	1.7031
Check ?	Chk Pass	Chk Pass	Chk Pass	Chk Pass	Chk Pass	Chk Pass	Chk Pass	Chk Pass
High Limit								
Low Limit								

Elem	Mo2020	Na5895	Ni2316	Pb2203	Sb2175	Se1960	Sn1899	Ti3372
IS Ref	(Y_2243)	(Y_3710)	(In2306)	(Y_2243)	(Y_2243)	(Y_2243)	(In2306)	(Y_3600)
Units	ppb	ppb	ppb	ppb	ppb	ppb	ppb	ppb
Avg	-7.5237	63.651	.81685	-.54096	-2.418	-3.4014	19.846	-.37198
Stddev	.3555	17.746	.29897	1.4171	.694	.4516	.110	.23904
%RSD	4.7252	27.880	36.601	261.96	28.69	13.277	.55404	64.261
Check ?	Chk Pass	Chk Pass	Chk Pass	Chk Pass	Chk Pass	Chk Pass	Chk Pass	Chk Pass
High Limit								
Low Limit								

Sample Name: mb 240-416507/2-a Acquired: 12/23/2019 9:45:20 Type: QC
Method: 2019 ICP I9 6010 200.7 Methods(v185) Mode: CONC Corr. Factor: 1.000000
User: analyst Custom ID1: Custom ID2: Custom ID3:
Comment:

Elem	Tl1908	V_2908	Zn2062	Si2516	Sr3464
IS Ref	(In2306)	(Y_3710)	(In2306)	(Y_3710)	(Y_3710)
Units	ppb	ppb	ppb	ppb	ppb
Avg	-.98730	-1.8585	-1.9705	63.079	5.1765
Stddev	.47248	3.3239	.1679	3.716	6.1919
%RSD	47.856	178.85	8.5232	5.8918	119.62
Check ?	Chk Pass	Chk Pass	Chk Pass	Chk Pass	Chk Pass
High Limit					
Low Limit					

Int. Std.	In2306	Y_2243	Y_3600	Y_3710
Units	Cts/S	Cts/S	Cts/S	Cts/S
Avg	7552.9	4804.1	49335.	7321.9
Stddev	18.1	14.3	140.	24.0
%RSD	.24025	.29714	.28404	.32805

Sample Name: lcs 240-416507/3-a Acquired: 12/23/2019 9:49:45 Type: QC
Method: 2019 ICP I9 6010 200.7 Methods(v185) Mode: CONC Corr. Factor: 1.000000
User: analyst Custom ID1: Custom ID2: Custom ID3:
Comment:

Elem	Ag3280	Al3082	As1890	B_1826	Ba4554	Be3130	Ca3179
IS Ref	(Y_3600)	(Y_3710)	(Y_2243)	(Y_2243)	(Y_3710)	(Y_3710)	(Y_3710)
Units	ppb	ppb	ppb	ppb	ppb	ppb	ppb
Avg	96.037	9293.8	1884.1	952.60	1911.1	979.16	45798.
Stddev	.176	32.7	4.5	2.90	3.3	2.79	109.
%RSD	.18291	.35186	.23775	.30485	.17462	.28527	.23877
Check ?	Chk Pass	Chk Pass	Chk Pass	Chk Pass	Chk Pass	Chk Pass	None
Value							
Range							

Elem	Cd2288	Co2286	Cr2677	Cu3273	Fe2599	K_7664	Li6707
IS Ref	(Y_2243)	(In2306)	(Y_3600)	(Y_3600)	(Y_3710)	(Y_3710)	(Y_3710)
Units	ppb	ppb	ppb	ppb	ppb	ppb	ppb
Avg	929.1	952.29	967.79	970.75	9595.3	44235.	976.50
Stddev	2.6	3.52	2.09	3.48	12.1	251.	2.02
%RSD	.2830	.37016	.21569	.35898	.12645	.56630	.20732
Check ?	Chk Pass	Chk Pass	Chk Pass	Chk Pass	Chk Pass	None	Chk Pass
Value							
Range							

Elem	Mg2790	Mn2576	Mo2020	Na5895	Ni2316	Pb2203	Sb2175
IS Ref	(Y_3710)	(Y_3600)	(Y_2243)	(Y_3710)	(In2306)	(Y_2243)	(Y_2243)
Units	ppb	ppb	ppb	ppb	ppb	ppb	ppb
Avg	47721.	1001.9	981.71	61866.	947.42	893.32	929.1
Stddev	211.	3.8	8.00	163.	4.21	4.11	1.9
%RSD	.44159	.37612	.81539	.26383	.44456	.45971	.2053
Check ?	None	Chk Pass	Chk Pass	None	Chk Pass	Chk Pass	Chk Pass
Value							
Range							

Sample Name: lcs 240-416507/3-a Acquired: 12/23/2019 9:49:45 Type: QC
Method: 2019 ICP I9 6010 200.7 Methods(v185) Mode: CONC Corr. Factor: 1.000000
User: analyst Custom ID1: Custom ID2: Custom ID3:
Comment:

Elem	Se1960	Sn1899	Ti3372	Tl1908	V_2908	Zn2062	Si2516
IS Ref	(Y_2243)	(In2306)	(Y_3600)	(In2306)	(Y_3710)	(In2306)	(Y_3710)
Units	ppb	ppb	ppb	ppb	ppb	ppb	ppb
Avg	1836.7	1923.8	1035.0	1880.9	924.67	963.75	F 1795.8
Stddev	7.6	11.5	3.6	20.7	4.85	4.28	10.2
%RSD	.41419	.59861	.34813	1.1013	.52410	.44397	.56804
Check ?	Chk Pass	Chk Pass	Chk Pass	Chk Pass	Chk Pass	Chk Pass	Chk Fail
Value							1000.0
Range							20.500%

Elem	Sr3464
IS Ref	(Y_3710)
Units	ppb
Avg	883.88
Stddev	5.57
%RSD	.62980
Check ?	Chk Pass
Value	
Range	

Int. Std.	In2306	Y_2243	Y_3600	Y_3710
Units	Cts/S	Cts/S	Cts/S	Cts/S
Avg	6738.9	4616.8	46571.	7198.7
Stddev	17.6	9.5	181.	19.2
%RSD	.26179	.20623	.38833	.26737

Sample Name: 460-198912-i-1-c Acquired: 12/23/2019 9:53:43 Type: Unk
Method: 2019 ICP I9 6010 200.7 Methods(v185) Mode: CONC Corr. Factor: 1.000000
User: analyst Custom ID1: Custom ID2: Custom ID3:
Comment:

Elem	Ag3280	Al3082	As1890	B_1826	Ba4554	Be3130	Ca3179	Cd2288
IS Ref	(Y_3600)	(Y_3710)	(Y_2243)	(Y_2243)	(Y_3710)	(Y_3710)	(Y_3710)	(Y_2243)
Units	ppb	ppb	ppb	ppb	ppb	ppb	ppb	ppb
Avg	.92095	-10.663	92.850	7.4827	.79166	.08000	-9.9222	.3442
Stddev	.24338	37.692	1.250	.4586	.53867	.07485	3.9762	.1420
%RSD	26.427	353.48	1.3458	6.1289	68.044	93.570	40.074	41.26
Check ?	Chk Pass	Chk Pass	Chk Pass	Chk Pass	Chk Pass	Chk Pass	Chk Pass	Chk Pass
High Limit								
Low Limit								

Elem	Co2286	Cr2677	Cu3273	Fe2599	K_7664	Li6707	Mg2790	Mn2576
IS Ref	(In2306)	(Y_3600)	(Y_3600)	(Y_3710)	(Y_3710)	(Y_3710)	(Y_3710)	(Y_3600)
Units	ppb	ppb	ppb	ppb	ppb	ppb	ppb	ppb
Avg	.88717	1.2552	21.539	156.69	71.986	5.4572	16.151	2.3489
Stddev	.15909	.1866	.791	1.89	73.601	1.9008	17.327	.0592
%RSD	17.933	14.864	3.6742	1.2056	102.24	34.831	107.28	2.5191
Check ?	Chk Pass	Chk Pass	Chk Pass	Chk Pass	Chk Pass	Chk Pass	Chk Pass	Chk Pass
High Limit								
Low Limit								

Elem	Mo2020	Na5895	Ni2316	Pb2203	Sb2175	Se1960	Sn1899	Ti3372
IS Ref	(Y_2243)	(Y_3710)	(In2306)	(Y_2243)	(Y_2243)	(Y_2243)	(In2306)	(Y_3600)
Units	ppb	ppb	ppb	ppb	ppb	ppb	ppb	ppb
Avg	-2.6815	81.879	3.6815	2.0097	-1.193	48.801	23.325	12.304
Stddev	1.2363	13.150	.4105	1.3910	3.427	.144	.524	.316
%RSD	46.105	16.060	11.150	69.213	287.2	.29462	2.2478	2.5716
Check ?	Chk Pass	Chk Pass	Chk Pass	Chk Pass	Chk Pass	Chk Pass	Chk Pass	Chk Pass
High Limit								
Low Limit								

Sample Name: 460-198912-i-1-c Acquired: 12/23/2019 9:53:43 Type: Unk
Method: 2019 ICP I9 6010 200.7 Methods(v185) Mode: CONC Corr. Factor: 1.000000
User: analyst Custom ID1: Custom ID2: Custom ID3:
Comment:

Elem	Tl1908	V_2908	Zn2062	Si2516	Sr3464
IS Ref	(In2306)	(Y_3710)	(In2306)	(Y_3710)	(Y_3710)
Units	ppb	ppb	ppb	ppb	ppb
Avg	-4.2712	4.0861	1.4609	20.594	.28114
Stddev	1.1799	2.4275	.0631	1.112	1.4744
%RSD	27.624	59.409	4.3165	5.4010	524.43
Check ?	Chk Pass	Chk Pass	Chk Pass	Chk Pass	Chk Pass
High Limit					
Low Limit					

Int. Std.	In2306	Y_2243	Y_3600	Y_3710
Units	Cts/S	Cts/S	Cts/S	Cts/S
Avg	7782.2	4849.0	50165.	7465.5
Stddev	21.6	9.4	149.	31.9
%RSD	.27772	.19289	.29776	.42761
Check ?	Chk Pass	Chk Pass	Chk Pass	Chk Pass
Value	100.31%	98.319%	94.658%	101.89%
Range				

Sample Name: 460-199155-e-6-b Acquired: 12/23/2019 9:58:08 Type: Unk
Method: 2019 ICP I9 6010 200.7 Methods(v185) Mode: CONC Corr. Factor: 1.000000
User: analyst Custom ID1: Custom ID2: Custom ID3:
Comment:

Elem	Ag3280	Al3082	As1890	B_1826	Ba4554	Be3130	Ca3179	Cd2288
IS Ref	(Y_3600)	(Y_3710)	(Y_2243)	(Y_2243)	(Y_3710)	(Y_3710)	(Y_3710)	(Y_2243)
Units	ppb	ppb	ppb	ppb	ppb	ppb	ppb	ppb
Avg	.84135	-31.592	-3.6009	4.1424	1.1628	.15003	-2.6337	.2301
Stddev	.18319	30.361	1.0550	.0403	.1226	.08819	2.6755	.1076
%RSD	21.773	96.106	29.297	.97278	10.542	58.783	101.58	46.75
Check ?	Chk Pass	Chk Pass	Chk Pass	Chk Pass	Chk Pass	Chk Pass	Chk Pass	Chk Pass
High Limit								
Low Limit								

Elem	Co2286	Cr2677	Cu3273	Fe2599	K_7664	Li6707	Mg2790	Mn2576
IS Ref	(In2306)	(Y_3600)	(Y_3600)	(Y_3710)	(Y_3710)	(Y_3710)	(Y_3710)	(Y_3600)
Units	ppb	ppb	ppb	ppb	ppb	ppb	ppb	ppb
Avg	.23471	1.1747	1.3078	13.962	243.88	3.8331	18.861	1.6291
Stddev	.45591	.1860	.5318	1.286	10.38	1.9457	4.856	.0549
%RSD	194.25	15.829	40.660	9.2107	4.2566	50.761	25.743	3.3674
Check ?	Chk Pass	Chk Pass	Chk Pass	Chk Pass	Chk Pass	Chk Pass	Chk Pass	Chk Pass
High Limit								
Low Limit								

Elem	Mo2020	Na5895	Ni2316	Pb2203	Sb2175	Se1960	Sn1899	Ti3372
IS Ref	(Y_2243)	(Y_3710)	(In2306)	(Y_2243)	(Y_2243)	(Y_2243)	(In2306)	(Y_3600)
Units	ppb	ppb	ppb	ppb	ppb	ppb	ppb	ppb
Avg	-7.4275	152.65	.51107	1.5795	-2.916	1.8310	21.213	2.6378
Stddev	.4534	5.51	.21973	1.3552	.295	3.9074	.601	.3568
%RSD	6.1046	3.6103	42.994	85.798	10.13	213.40	2.8328	13.525
Check ?	Chk Pass	Chk Pass	Chk Pass	Chk Pass	Chk Pass	Chk Pass	Chk Pass	Chk Pass
High Limit								
Low Limit								

Sample Name: 460-199155-e-6-b Acquired: 12/23/2019 9:58:08 Type: Unk
Method: 2019 ICP I9 6010 200.7 Methods(v185) Mode: CONC Corr. Factor: 1.000000
User: analyst Custom ID1: Custom ID2: Custom ID3:
Comment:

Elem	Tl1908	V_2908	Zn2062	Si2516	Sr3464
IS Ref	(In2306)	(Y_3710)	(In2306)	(Y_3710)	(Y_3710)
Units	ppb	ppb	ppb	ppb	ppb
Avg	-2.6710	-2.8536	1.2083	37.604	2.2029
Stddev	.8113	.7569	.1829	5.222	4.1280
%RSD	30.374	26.522	15.134	13.887	187.39
Check ?	Chk Pass	Chk Pass	Chk Pass	Chk Pass	Chk Pass
High Limit					
Low Limit					

Int. Std.	In2306	Y_2243	Y_3600	Y_3710
Units	Cts/S	Cts/S	Cts/S	Cts/S
Avg	7686.2	4830.1	50094.	7534.9
Stddev	16.3	9.4	279.	22.3
%RSD	.21236	.19414	.55666	.29561
Check ?	Chk Pass	Chk Pass	Chk Pass	Chk Pass
Value	99.071%	97.936%	94.525%	102.83%
Range				

Sample Name: SD 460-199155-e-6b@5 Acquired: 12/23/2019 10:02:34 Type: Unk
Method: 2019 ICP I9 6010 200.7 Methods(v185) Mode: CONC Corr. Factor: 1.000000
User: analyst Custom ID1: Custom ID2: Custom ID3:
Comment:

Elem	Ag3280	Al3082	As1890	B_1826	Ba4554	Be3130	Ca3179	Cd2288
IS Ref	(Y_3600)	(Y_3710)	(Y_2243)	(Y_2243)	(Y_3710)	(Y_3710)	(Y_3710)	(Y_2243)
Units	ppb	ppb	ppb	ppb	ppb	ppb	ppb	ppb
Avg	.55865	-28.540	-5.0549	1.2603	.55209	.15191	-55.493	.1052
Stddev	.23469	33.874	1.3620	.4305	.00417	.03282	.400	.1758
%RSD	42.010	118.69	26.945	34.162	.75441	21.603	.72104	167.1
Check ?	Chk Pass	Chk Pass	Chk Pass	Chk Pass	Chk Pass	Chk Pass	Chk Pass	Chk Pass
High Limit								
Low Limit								

Elem	Co2286	Cr2677	Cu3273	Fe2599	K_7664	Li6707	Mg2790	Mn2576
IS Ref	(In2306)	(Y_3600)	(Y_3600)	(Y_3710)	(Y_3710)	(Y_3710)	(Y_3710)	(Y_3600)
Units	ppb	ppb	ppb	ppb	ppb	ppb	ppb	ppb
Avg	.14583	.60787	.89149	-3.1766	55.172	1.5664	1.0649	.26424
Stddev	.18836	.24704	.51003	1.4927	52.382	1.6523	21.268	.04783
%RSD	129.17	40.641	57.211	46.991	94.943	105.48	1997.2	18.101
Check ?	Chk Pass	Chk Pass	Chk Pass	Chk Pass	Chk Pass	Chk Pass	Chk Pass	Chk Pass
High Limit								
Low Limit								

Elem	Mo2020	Na5895	Ni2316	Pb2203	Sb2175	Se1960	Sn1899	Ti3372
IS Ref	(Y_2243)	(Y_3710)	(In2306)	(Y_2243)	(Y_2243)	(Y_2243)	(In2306)	(Y_3600)
Units	ppb	ppb	ppb	ppb	ppb	ppb	ppb	ppb
Avg	-8.9097	44.202	-.49212	.09573	-4.226	.04421	3.4930	-.42240
Stddev	.3212	7.423	.00501	1.4790	1.266	2.5808	.2363	.30955
%RSD	3.6046	16.794	1.0177	1544.9	29.96	5838.0	6.7641	73.282
Check ?	Chk Pass	Chk Pass	Chk Pass	Chk Pass	Chk Pass	Chk Pass	Chk Pass	Chk Pass
High Limit								
Low Limit								

Sample Name: SD 460-199155-e-6b@5 Acquired: 12/23/2019 10:02:34 Type: Unk
Method: 2019 ICP I9 6010 200.7 Methods(v185) Mode: CONC Corr. Factor: 1.000000
User: analyst Custom ID1: Custom ID2: Custom ID3:
Comment:

Elem	Tl1908	V_2908	Zn2062	Si2516	Sr3464
IS Ref	(In2306)	(Y_3710)	(In2306)	(Y_3710)	(Y_3710)
Units	ppb	ppb	ppb	ppb	ppb
Avg	-1.2401	-2.3091	-1.3075	9.9067	5.8361
Stddev	.2894	4.7809	.1298	5.2604	2.2179
%RSD	23.335	207.04	9.9263	53.100	38.003
Check ?	Chk Pass	Chk Pass	Chk Pass	Chk Pass	Chk Pass
High Limit					
Low Limit					

Int. Std.	In2306	Y_2243	Y_3600	Y_3710
Units	Cts/S	Cts/S	Cts/S	Cts/S
Avg	7864.9	4936.0	50830.	7566.2
Stddev	13.2	8.9	71.	10.8
%RSD	.16736	.18118	.14013	.14324
Check ?	Chk Pass	Chk Pass	Chk Pass	Chk Pass
Value	101.37%	100.08%	95.913%	103.26%
Range				

Sample Name: PDS 460-199155-e-6-b Acquired: 12/23/2019 10:06:59 Type: Unk
Method: 2019 ICP I9 6010 200.7 Methods(v185) Mode: CONC Corr. Factor: 1.000000
User: analyst Custom ID1: Custom ID2: Custom ID3:
Comment:

Elem	Ag3280	Al3082	As1890	B_1826	Ba4554	Be3130	Ca3179	Cd2288
IS Ref	(Y_3600)	(Y_3710)	(Y_2243)	(Y_2243)	(Y_3710)	(Y_3710)	(Y_3710)	(Y_2243)
Units	ppb	ppb	ppb	ppb	ppb	ppb	ppb	ppb
Avg	106.78	10986.	2270.4	1136.0	2291.3	1178.4	54601.	1120.
Stddev	.61	34.	12.8	5.7	3.3	2.7	108.	7.
%RSD	.56803	.30819	.56198	.49940	.14577	.23162	.19858	.5959
Check ?	Chk Pass	Chk Pass	Chk Pass	Chk Pass	Chk Pass	Chk Pass	Chk Pass	Chk Pass
High Limit								
Low Limit								

Elem	Co2286	Cr2677	Cu3273	Fe2599	K_7664	Li6707	Mg2790	Mn2576
IS Ref	(In2306)	(Y_3600)	(Y_3600)	(Y_3710)	(Y_3710)	(Y_3710)	(Y_3710)	(Y_3600)
Units	ppb	ppb	ppb	ppb	ppb	ppb	ppb	ppb
Avg	1147.8	1153.7	1191.2	11388.	52881.	1169.8	56621.	1191.2
Stddev	6.0	1.9	3.9	37.	101.	1.7	53.	3.1
%RSD	.52412	.16205	.32686	.32583	.19102	.14330	.09287	.25852
Check ?	Chk Pass	Chk Pass	Chk Pass	Chk Pass	Chk Pass	Chk Pass	Chk Pass	Chk Pass
High Limit								
Low Limit								

Elem	Mo2020	Na5895	Ni2316	Pb2203	Sb2175	Se1960	Sn1899	Ti3372
IS Ref	(Y_2243)	(Y_3710)	(In2306)	(Y_2243)	(Y_2243)	(Y_2243)	(In2306)	(Y_3600)
Units	ppb	ppb	ppb	ppb	ppb	ppb	ppb	ppb
Avg	1199.9	56623.	1134.3	1075.7	1081.	2243.3	2312.0	1238.7
Stddev	12.6	138.	5.4	5.8	7.	14.8	14.1	3.5
%RSD	1.0525	.24357	.47396	.53761	.6763	.66159	.61202	.27911
Check ?	Chk Pass	Chk Pass	Chk Pass	Chk Pass	Chk Pass	Chk Pass	Chk Pass	Chk Pass
High Limit								
Low Limit								

Sample Name: PDS 460-199155-e-6-b Acquired: 12/23/2019 10:06:59 Type: Unk
Method: 2019 ICP I9 6010 200.7 Methods(v185) Mode: CONC Corr. Factor: 1.000000
User: analyst Custom ID1: Custom ID2: Custom ID3:
Comment:

Elem	Tl1908	V_2908	Zn2062	Si2516	Sr3464
IS Ref	(In2306)	(Y_3710)	(In2306)	(Y_3710)	(Y_3710)
Units	ppb	ppb	ppb	ppb	ppb
Avg	2281.8	1100.9	1118.2	2338.7	1064.6
Stddev	13.8	6.4	6.1	10.6	10.5
%RSD	.60425	.58512	.54546	.45335	.99045
Check ?	Chk Pass	Chk Pass	Chk Pass	Chk Pass	Chk Pass
High Limit					
Low Limit					

Int. Std.	In2306	Y_2243	Y_3600	Y_3710
Units	Cts/S	Cts/S	Cts/S	Cts/S
Avg	6744.9	4610.6	46864.	7270.1
Stddev	20.6	14.6	120.	11.9
%RSD	.30490	.31721	.25529	.16343
Check ?	Chk Pass	Chk Pass	Chk Pass	Chk Pass
Value	86.939%	93.484%	88.430%	99.219%
Range				

Sample Name: 460-199155-e-6c ms@5 Acquired: 12/23/2019 10:10:57 Type: Unk
Method: 2019 ICP I9 6010 200.7 Methods(v185) Mode: CONC Corr. Factor: 1.000000
User: analyst Custom ID1: Custom ID2: Custom ID3:
Comment:

Elem	Ag3280	Al3082	As1890	B_1826	Ba4554	Be3130	Ca3179
IS Ref	(Y_3600)	(Y_3710)	(Y_2243)	(Y_2243)	(Y_3710)	(Y_3710)	(Y_3710)
Units	ppb	ppb	ppb	ppb	ppb	ppb	ppb
Avg	198.44	368.76	957.99	197.81	F 9858.5	10.029	9326.0
Stddev	.17	32.51	2.84	.57	102.7	.339	6.3
%RSD	.08355	8.8166	.29645	.28943	1.0415	3.3791	.06784
Check ?	Chk Pass	Chk Pass	Chk Pass	Chk Pass	Chk Fail	Chk Pass	Chk Pass
High Limit					4000.0		
Low Limit					-500000.		

Elem	Cd2288	Co2286	Cr2677	Cu3273	Fe2599	K_7664	Li6707
IS Ref	(Y_2243)	(In2306)	(Y_3600)	(Y_3600)	(Y_3710)	(Y_3710)	(Y_3710)
Units	ppb	ppb	ppb	ppb	ppb	ppb	ppb
Avg	197.8	94.219	999.99	51.724	194.94	9075.2	202.07
Stddev	.9	.499	3.17	.354	4.36	42.8	3.29
%RSD	.4731	.52916	.31751	.68486	2.2359	.47117	1.6276
Check ?	Chk Pass	Chk Pass	Chk Pass	Chk Pass	Chk Pass	Chk Pass	Chk Pass
High Limit							
Low Limit							

Elem	Mg2790	Mn2576	Mo2020	Na5895	Ni2316	Pb2203	Sb2175
IS Ref	(Y_3710)	(Y_3600)	(Y_2243)	(Y_3710)	(In2306)	(Y_2243)	(Y_2243)
Units	ppb	ppb	ppb	ppb	ppb	ppb	ppb
Avg	9942.2	103.15	194.45	9627.3	95.270	970.82	96.93
Stddev	5.1	.15	1.46	18.5	.618	3.65	1.26
%RSD	.05149	.15001	.75058	.19221	.64873	.37571	1.299
Check ?	Chk Pass	Chk Pass	Chk Pass	Chk Pass	Chk Pass	Chk Pass	Chk Pass
High Limit							
Low Limit							

Sample Name: 460-199155-e-6c ms@5 Acquired: 12/23/2019 10:10:57 Type: Unk
Method: 2019 ICP I9 6010 200.7 Methods(v185) Mode: CONC Corr. Factor: 1.000000
User: analyst Custom ID1: Custom ID2: Custom ID3:
Comment:

Elem	Se1960	Sn1899	Ti3372	Tl1908	V_2908	Zn2062	Si2516
IS Ref	(Y_2243)	(In2306)	(Y_3600)	(In2306)	(Y_3710)	(In2306)	(Y_3710)
Units	ppb	ppb	ppb	ppb	ppb	ppb	ppb
Avg	200.25	382.64	207.38	379.66	95.559	94.313	201.59
Stddev	2.44	1.07	.50	6.77	5.819	.274	3.49
%RSD	1.2168	.28081	.24329	1.7832	6.0899	.29020	1.7292
Check ?	Chk Pass	Chk Pass	Chk Pass	Chk Pass	Chk Pass	Chk Pass	Chk Pass
High Limit							
Low Limit							

Elem	Sr3464
IS Ref	(Y_3710)
Units	ppb
Avg	183.91
Stddev	4.60
%RSD	2.5011
Check ?	Chk Pass
High Limit	
Low Limit	

Int. Std.	In2306	Y_2243	Y_3600	Y_3710
Units	Cts/S	Cts/S	Cts/S	Cts/S
Avg	7507.6	4868.7	49508.	7485.2
Stddev	13.8	9.1	22.	21.5
%RSD	.18393	.18623	.04460	.28764
Check ?	Chk Pass	Chk Pass	Chk Pass	Chk Pass
Value	96.770%	98.718%	93.419%	102.15%
Range				

Sample Name: 460-199155-e6d msd@5 Acquired: 12/23/2019 10:15:04 Type: Unk
Method: 2019 ICP I9 6010 200.7 Methods(v185) Mode: CONC Corr. Factor: 1.000000
User: analyst Custom ID1: Custom ID2: Custom ID3:
Comment:

Elem	Ag3280	Al3082	As1890	B_1826	Ba4554	Be3130	Ca3179
IS Ref	(Y_3600)	(Y_3710)	(Y_2243)	(Y_2243)	(Y_3710)	(Y_3710)	(Y_3710)
Units	ppb	ppb	ppb	ppb	ppb	ppb	ppb
Avg	206.12	352.98	991.82	204.25	F 10198.	10.756	9693.1
Stddev	.65	16.62	3.28	.56	130.	.073	41.4
%RSD	.31358	4.7079	.33024	.27393	1.2755	.67935	.42678
Check ?	Chk Pass	Chk Pass	Chk Pass	Chk Pass	Chk Fail	Chk Pass	Chk Pass
High Limit					4000.0		
Low Limit					-500000.		

Elem	Cd2288	Co2286	Cr2677	Cu3273	Fe2599	K_7664	Li6707
IS Ref	(Y_2243)	(In2306)	(Y_3600)	(Y_3600)	(Y_3710)	(Y_3710)	(Y_3710)
Units	ppb	ppb	ppb	ppb	ppb	ppb	ppb
Avg	205.2	97.597	1029.1	54.303	200.78	9493.8	211.40
Stddev	.9	.564	2.1	1.350	4.96	33.1	2.14
%RSD	.4218	.57792	.20841	2.4868	2.4691	.34880	1.0142
Check ?	Chk Pass	Chk Pass	Chk Pass	Chk Pass	Chk Pass	Chk Pass	Chk Pass
High Limit							
Low Limit							

Elem	Mg2790	Mn2576	Mo2020	Na5895	Ni2316	Pb2203	Sb2175
IS Ref	(Y_3710)	(Y_3600)	(Y_2243)	(Y_3710)	(In2306)	(Y_2243)	(Y_2243)
Units	ppb	ppb	ppb	ppb	ppb	ppb	ppb
Avg	10278.	105.91	199.60	9991.3	99.406	1001.7	100.3
Stddev	12.	.53	1.60	18.3	.490	5.4	1.7
%RSD	.11616	.50337	.80403	.18298	.49254	.53986	1.668
Check ?	Chk Pass	Chk Pass	Chk Pass	Chk Pass	Chk Pass	Chk Pass	Chk Pass
High Limit							
Low Limit							

Sample Name: 460-199155-e6d msd@5 Acquired: 12/23/2019 10:15:04 Type: Unk
Method: 2019 ICP I9 6010 200.7 Methods(v185) Mode: CONC Corr. Factor: 1.000000
User: analyst Custom ID1: Custom ID2: Custom ID3:
Comment:

Elem	Se1960	Sn1899	Ti3372	Tl1908	V_2908	Zn2062	Si2516
IS Ref	(Y_2243)	(In2306)	(Y_3600)	(In2306)	(Y_3710)	(In2306)	(Y_3710)
Units	ppb	ppb	ppb	ppb	ppb	ppb	ppb
Avg	204.13	396.09	214.81	394.83	93.101	95.485	208.16
Stddev	2.84	4.04	1.16	6.97	3.360	.856	3.22
%RSD	1.3889	1.0194	.53967	1.7653	3.6086	.89621	1.5453
Check ?	Chk Pass	Chk Pass	Chk Pass	Chk Pass	Chk Pass	Chk Pass	Chk Pass
High Limit							
Low Limit							

Elem	Sr3464
IS Ref	(Y_3710)
Units	ppb
Avg	192.94
Stddev	5.23
%RSD	2.7104
Check ?	Chk Pass
High Limit	
Low Limit	

Int. Std.	In2306	Y_2243	Y_3600	Y_3710
Units	Cts/S	Cts/S	Cts/S	Cts/S
Avg	7443.3	4819.5	49609.	7452.4
Stddev	12.2	11.6	269.	27.3
%RSD	.16340	.24027	.54321	.36684
Check ?	Chk Pass	Chk Pass	Chk Pass	Chk Pass
Value	95.940%	97.721%	93.609%	101.71%
Range				

Sample Name: lb 240-416470/1-b Acquired: 12/23/2019 10:19:17 Type: QC
Method: 2019 ICP I9 6010 200.7 Methods(v185) Mode: CONC Corr. Factor: 1.000000
User: analyst Custom ID1: Custom ID2: Custom ID3:
Comment:

Elem	Ag3280	Al3082	As1890	B_1826	Ba4554	Be3130
IS Ref	(Y_3600)	(Y_3710)	(Y_2243)	(Y_2243)	(Y_3710)	(Y_3710)
Units	ppb	ppb	ppb	ppb	ppb	ppb
Avg	.14002	-5.9018	3.4635	F 524.18	F 22.462	.21829
Stddev	.28607	25.709	3.1188	2.68	.199	.09147
%RSD	204.30	435.61	90.047	.51124	.88704	41.904
Check ?	Chk Pass	Chk Pass	Chk Pass	Chk Fail	Chk Fail	Chk Pass
High Limit				100.00	5.0000	
Low Limit				-1000.0	-1000.0	

Elem	Ca3179	Cd2288	Co2286	Cr2677	Cu3273	Fe2599
IS Ref	(Y_3710)	(Y_2243)	(In2306)	(Y_3600)	(Y_3600)	(Y_3710)
Units	ppb	ppb	ppb	ppb	ppb	ppb
Avg	2219.0	.1103	1.0269	3.4444	-.48760	-1.1516
Stddev	11.0	.0782	.1960	.2775	.34921	.5740
%RSD	.49372	70.89	19.082	8.0563	71.618	49.846
Check ?	None	Chk Pass	Chk Pass	Chk Pass	Chk Pass	Chk Pass
High Limit						
Low Limit						

Elem	K_7664	Li6707	Mg2790	Mn2576	Mo2020	Na5895
IS Ref	(Y_3710)	(Y_3710)	(Y_3710)	(Y_3600)	(Y_2243)	(Y_3710)
Units	ppb	ppb	ppb	ppb	ppb	ppb
Avg	805.18	14.977	451.39	.84296	-6.5214	1387300.
Stddev	28.39	2.611	10.74	.01490	.6999	5760.
%RSD	3.5259	17.434	2.3791	1.7670	10.732	.41518
Check ?	None	Chk Pass	None	Chk Pass	Chk Pass	None
High Limit						
Low Limit						

Sample Name: lb 240-416470/1-b Acquired: 12/23/2019 10:19:17 Type: QC
Method: 2019 ICP I9 6010 200.7 Methods(v185) Mode: CONC Corr. Factor: 1.000000
User: analyst Custom ID1: Custom ID2: Custom ID3:
Comment:

Elem	Ni2316	Pb2203	Sb2175	Se1960	Sn1899	Ti3372
IS Ref	(In2306)	(Y_2243)	(Y_2243)	(Y_2243)	(In2306)	(Y_3600)
Units	ppb	ppb	ppb	ppb	ppb	ppb
Avg	1.9580	1.1037	-2.804	2.7664	.45924	.03725
Stddev	.4487	3.1605	2.907	1.7093	.66170	.10715
%RSD	22.914	286.35	103.7	61.788	144.08	287.66
Check ?	Chk Pass	Chk Pass	Chk Pass	Chk Pass	Chk Pass	Chk Pass
High Limit						
Low Limit						

Elem	Tl1908	V_2908	Zn2062	Si2516	Sr3464
IS Ref	(In2306)	(Y_3710)	(In2306)	(Y_3710)	(Y_3710)
Units	ppb	ppb	ppb	ppb	ppb
Avg	-3.5123	-1.0070	13.157	318.10	5.1161
Stddev	1.7501	4.5363	.193	6.11	3.5821
%RSD	49.826	450.50	1.4660	1.9201	70.017
Check ?	Chk Pass	Chk Pass	Chk Pass	Chk Pass	Chk Pass
High Limit					
Low Limit					

Int. Std.	In2306	Y_2243	Y_3600	Y_3710
Units	Cts/S	Cts/S	Cts/S	Cts/S
Avg	6028.8	4361.2	42834.	7173.0
Stddev	22.2	20.2	121.	45.2
%RSD	.36820	.46297	.28286	.62950

Sample Name: CCV-4543978 Acquired: 12/23/2019 10:23:51 Type: QC
Method: 2019 ICP I9 6010 200.7 Methods(v185) Mode: CONC Corr. Factor: 1.000000
User: analyst Custom ID1: Custom ID2: Custom ID3:
Comment:

Elem	Ag3280	Al3082	As1890	B_1826	Ba4554	Be3130	Ca3179	Cd2288
IS Ref	(Y_3600)	(Y_3710)	(Y_2243)	(Y_2243)	(Y_3710)	(Y_3710)	(Y_3710)	(Y_2243)
Units	ppb	ppb	ppb	ppb	ppb	ppb	ppb	ppb
Avg	1017.2	47796.	1982.8	5081.4	2007.0	2038.9	47738.	1961.
Stddev	1.3	53.	3.3	8.2	1.8	4.0	26.	2.
%RSD	.12604	.11190	.16519	.16166	.09019	.19384	.05367	.1172
Check ?	Chk Pass	Chk Pass	Chk Pass	Chk Pass	Chk Pass	Chk Pass	Chk Pass	Chk Pass
Value								
Range								

Elem	Co2286	Cr2677	Cu3273	Fe2599	K_7664	Li6707	Mg2790	Mn2576
IS Ref	(In2306)	(Y_3600)	(Y_3600)	(Y_3710)	(Y_3710)	(Y_3710)	(Y_3710)	(Y_3600)
Units	ppb	ppb	ppb	ppb	ppb	ppb	ppb	ppb
Avg	2034.1	2037.7	2048.5	49347.	46129.	2039.4	49910.	2128.1
Stddev	2.5	3.5	2.8	70.	106.	4.8	112.	2.7
%RSD	.12376	.17178	.13608	.14216	.22893	.23735	.22419	.12648
Check ?	Chk Pass	Chk Pass	Chk Pass	Chk Pass	Chk Pass	Chk Pass	Chk Pass	Chk Pass
Value								
Range								

Elem	Mo2020	Na5895	Ni2316	Pb2203	Sb2175	Se1960	Sn1899	Ti3372
IS Ref	(Y_2243)	(Y_3710)	(In2306)	(Y_2243)	(Y_2243)	(Y_2243)	(In2306)	(Y_3600)
Units	ppb	ppb	ppb	ppb	ppb	ppb	ppb	ppb
Avg	2035.2	49453.	2023.8	1891.0	1951.	1972.3	2040.0	2191.3
Stddev	16.6	59.	2.8	5.1	2.	5.2	3.6	4.0
%RSD	.81369	.11948	.13973	.27164	.0934	.26324	.17816	.18046
Check ?	Chk Pass	Chk Pass	Chk Pass	Chk Pass	Chk Pass	Chk Pass	Chk Pass	Chk Pass
Value								
Range								

Sample Name: CCV-4543978 Acquired: 12/23/2019 10:23:51 Type: QC
Method: 2019 ICP I9 6010 200.7 Methods(v185) Mode: CONC Corr. Factor: 1.000000
User: analyst Custom ID1: Custom ID2: Custom ID3:
Comment:

Elem	Tl1908	V_2908	Zn2062	Si2516	Sr3464
IS Ref	(In2306)	(Y_3710)	(In2306)	(Y_3710)	(Y_3710)
Units	ppb	ppb	ppb	ppb	ppb
Avg	1999.9	1926.7	2083.0	19423.	1870.8
Stddev	8.9	2.5	1.4	49.	4.0
%RSD	.44571	.13163	.06831	.25361	.21631
Check ?	Chk Pass	Chk Pass	Chk Pass	Chk Pass	Chk Pass
Value					
Range					

Int. Std.	In2306	Y_2243	Y_3600	Y_3710
Units	Cts/S	Cts/S	Cts/S	Cts/S
Avg	6601.0	4601.1	45851.	7009.9
Stddev	9.1	6.6	20.	42.2
%RSD	.13832	.14337	.04415	.60185

Sample Name: CCB Acquired: 12/23/2019 10:27:49 Type: QC
Method: 2019 ICP I9 6010 200.7 Methods(v185) Mode: CONC Corr. Factor: 1.000000
User: analyst Custom ID1: Custom ID2: Custom ID3:
Comment:

Elem	Ag3280	Al3082	As1890	B_1826	Ba4554	Be3130	Ca3179	Cd2288
IS Ref	(Y_3600)	(Y_3710)	(Y_2243)	(Y_2243)	(Y_3710)	(Y_3710)	(Y_3710)	(Y_2243)
Units	ppb	ppb	ppb	ppb	ppb	ppb	ppb	ppb
Avg	.43158	-21.621	-3.8932	8.0240	.81719	.21999	-53.519	.1362
Stddev	.37727	6.036	.1735	.9767	.20518	.03254	.795	.0837
%RSD	87.417	27.915	4.4567	12.172	25.108	14.790	1.4854	61.50
Check ?	Chk Pass	Chk Pass	Chk Pass	Chk Pass	Chk Pass	Chk Pass	Chk Pass	Chk Pass
High Limit								
Low Limit								

Elem	Co2286	Cr2677	Cu3273	Fe2599	K_7664	Li6707	Mg2790	Mn2576
IS Ref	(In2306)	(Y_3600)	(Y_3600)	(Y_3710)	(Y_3710)	(Y_3710)	(Y_3710)	(Y_3600)
Units	ppb	ppb	ppb	ppb	ppb	ppb	ppb	ppb
Avg	.45669	.06742	1.5954	1.5056	82.516	3.8531	19.007	.04806
Stddev	.25160	.91234	.3197	3.2701	66.883	3.2492	5.412	.12976
%RSD	55.092	1353.2	20.040	217.19	81.055	84.328	28.473	269.98
Check ?	Chk Pass	Chk Pass	Chk Pass	Chk Pass	Chk Pass	Chk Pass	Chk Pass	Chk Pass
High Limit								
Low Limit								

Elem	Mo2020	Na5895	Ni2316	Pb2203	Sb2175	Se1960	Sn1899	Ti3372
IS Ref	(Y_2243)	(Y_3710)	(In2306)	(Y_2243)	(Y_2243)	(Y_2243)	(In2306)	(Y_3600)
Units	ppb	ppb	ppb	ppb	ppb	ppb	ppb	ppb
Avg	6.1000	90.541	-.37745	-.12396	.4266	.50634	-.34832	-.16699
Stddev	2.3766	14.639	.56653	1.5039	3.112	3.6454	.25496	.09671
%RSD	38.961	16.168	150.09	1213.2	729.4	719.95	73.195	57.912
Check ?	Chk Pass	Chk Pass	Chk Pass	Chk Pass	Chk Pass	Chk Pass	Chk Pass	Chk Pass
High Limit								
Low Limit								

Sample Name: CCB Acquired: 12/23/2019 10:27:49 Type: QC
Method: 2019 ICP I9 6010 200.7 Methods(v185) Mode: CONC Corr. Factor: 1.000000
User: analyst Custom ID1: Custom ID2: Custom ID3:
Comment:

Elem	Tl1908	V_2908	Zn2062	Si2516	Sr3464
IS Ref	(In2306)	(Y_3710)	(In2306)	(Y_3710)	(Y_3710)
Units	ppb	ppb	ppb	ppb	ppb
Avg	3.8153	-2.6949	-2.2967	17.282	2.0505
Stddev	1.1617	1.7607	.1253	5.254	7.6794
%RSD	30.449	65.337	5.4556	30.403	374.51
Check ?	Chk Pass	Chk Pass	Chk Pass	Chk Pass	Chk Pass
High Limit					
Low Limit					

Int. Std.	In2306	Y_2243	Y_3600	Y_3710
Units	Cts/S	Cts/S	Cts/S	Cts/S
Avg	7594.5	4806.6	48650.	7207.0
Stddev	14.2	6.3	27.	39.5
%RSD	.18716	.13208	.05596	.54766

Sample Name: mb 240-416497/2-a Acquired: 12/23/2019 10:32:15 Type: QC
Method: 2019 ICP I9 6010 200.7 Methods(v185) Mode: CONC Corr. Factor: 1.000000
User: analyst Custom ID1: Custom ID2: Custom ID3:
Comment:

Elem	Ag3280	Al3082	As1890	B_1826	Ba4554	Be3130	Ca3179	Cd2288
IS Ref	(Y_3600)	(Y_3710)	(Y_2243)	(Y_2243)	(Y_3710)	(Y_3710)	(Y_3710)	(Y_2243)
Units	ppb	ppb	ppb	ppb	ppb	ppb	ppb	ppb
Avg	.56492	-47.854	-4.0486	4.5377	.45389	.06198	-1.0920	.1054
Stddev	.45954	37.547	1.7518	.3317	.27172	.02061	2.9342	.1774
%RSD	81.345	78.463	43.270	7.3093	59.864	33.260	268.70	168.3
Check ?	Chk Pass	Chk Pass	Chk Pass	Chk Pass	Chk Pass	Chk Pass	Chk Pass	Chk Pass
High Limit								
Low Limit								

Elem	Co2286	Cr2677	Cu3273	Fe2599	K_7664	Li6707	Mg2790	Mn2576
IS Ref	(In2306)	(Y_3600)	(Y_3600)	(Y_3710)	(Y_3710)	(Y_3710)	(Y_3710)	(Y_3600)
Units	ppb	ppb	ppb	ppb	ppb	ppb	ppb	ppb
Avg	.44959	.88552	.83348	.09471	77.455	3.7093	12.846	-.14192
Stddev	.27533	.32343	.44231	1.7868	87.155	2.9173	8.828	.01667
%RSD	61.241	36.524	53.069	1886.6	112.52	78.648	68.720	11.748
Check ?	Chk Pass	Chk Pass	Chk Pass	Chk Pass	Chk Pass	Chk Pass	Chk Pass	Chk Pass
High Limit								
Low Limit								

Elem	Mo2020	Na5895	Ni2316	Pb2203	Sb2175	Se1960	Sn1899	Ti3372
IS Ref	(Y_2243)	(Y_3710)	(In2306)	(Y_2243)	(Y_2243)	(Y_2243)	(In2306)	(Y_3600)
Units	ppb	ppb	ppb	ppb	ppb	ppb	ppb	ppb
Avg	-5.3852	138.44	-.12799	1.7551	-1.561	-3.0022	-.82372	-.71709
Stddev	.5845	13.47	.34433	.4913	1.022	3.4508	.66865	.04704
%RSD	10.853	9.7322	269.02	27.993	65.50	114.94	81.175	6.5598
Check ?	Chk Pass	Chk Pass	Chk Pass	Chk Pass	Chk Pass	Chk Pass	Chk Pass	Chk Pass
High Limit								
Low Limit								

Sample Name: mb 240-416497/2-a Acquired: 12/23/2019 10:32:15 Type: QC
Method: 2019 ICP I9 6010 200.7 Methods(v185) Mode: CONC Corr. Factor: 1.000000
User: analyst Custom ID1: Custom ID2: Custom ID3:
Comment:

Elem	Tl1908	V_2908	Zn2062	Si2516	Sr3464
IS Ref	(In2306)	(Y_3710)	(In2306)	(Y_3710)	(Y_3710)
Units	ppb	ppb	ppb	ppb	ppb
Avg	-.47229	-4.4813	7.2933	28.523	2.2514
Stddev	1.4074	4.2517	.2022	5.083	4.6067
%RSD	298.00	94.876	2.7721	17.820	204.62
Check ?	Chk Pass	Chk Pass	Chk Pass	Chk Pass	Chk Pass
High Limit					
Low Limit					

Int. Std.	In2306	Y_2243	Y_3600	Y_3710
Units	Cts/S	Cts/S	Cts/S	Cts/S
Avg	7540.2	4798.8	48993.	7289.5
Stddev	18.9	4.9	254.	24.4
%RSD	.25001	.10233	.51750	.33432

Sample Name: lcs 240-416497/3-a Acquired: 12/23/2019 10:36:42 Type: QC
Method: 2019 ICP I9 6010 200.7 Methods(v185) Mode: CONC Corr. Factor: 1.000000
User: analyst Custom ID1: Custom ID2: Custom ID3:
Comment:

Elem	Ag3280	Al3082	As1890	B_1826	Ba4554	Be3130
IS Ref	(Y_3600)	(Y_3710)	(Y_2243)	(Y_2243)	(Y_3710)	(Y_3710)
Units	ppb	ppb	ppb	ppb	ppb	ppb
Avg	107.52	9742.8	2116.5	F 1557.2	2028.8	1036.7
Stddev	.89	8.4	8.1	6.0	5.4	4.4
%RSD	.83148	.08613	.38093	.38838	.26726	.42435
Check ?	Chk Pass	Chk Pass	Chk Pass	Chk Fail	Chk Pass	Chk Pass
Value				1000.0		
Range				20.500%		

Elem	Ca3179	Cd2288	Co2286	Cr2677	Cu3273	Fe2599
IS Ref	(Y_3710)	(Y_2243)	(In2306)	(Y_3600)	(Y_3600)	(Y_3710)
Units	ppb	ppb	ppb	ppb	ppb	ppb
Avg	50588.	1006.	1057.0	1037.0	1026.8	10010.
Stddev	138.	3.	5.6	.8	2.5	22.
%RSD	.27333	.3325	.53106	.07377	.24608	.21496
Check ?	None	Chk Pass	Chk Pass	Chk Pass	Chk Pass	Chk Pass
Value						
Range						

Elem	K_7664	Li6707	Mg2790	Mn2576	Mo2020	Na5895
IS Ref	(Y_3710)	(Y_3710)	(Y_3710)	(Y_3600)	(Y_2243)	(Y_3710)
Units	ppb	ppb	ppb	ppb	ppb	ppb
Avg	48626.	1034.6	50173.	1062.1	1021.5	1411100.
Stddev	152.	4.1	209.	3.3	13.0	5874.
%RSD	.31245	.39985	.41677	.31434	1.2738	.41631
Check ?	None	Chk Pass	None	Chk Pass	Chk Pass	None
Value						
Range						

Sample Name: lcs 240-416497/3-a Acquired: 12/23/2019 10:36:42 Type: QC
Method: 2019 ICP I9 6010 200.7 Methods(v185) Mode: CONC Corr. Factor: 1.000000
User: analyst Custom ID1: Custom ID2: Custom ID3:
Comment:

Elem	Ni2316	Pb2203	Sb2175	Se1960	Sn1899	Ti3372
IS Ref	(In2306)	(Y_2243)	(Y_2243)	(Y_2243)	(In2306)	(Y_3600)
Units	ppb	ppb	ppb	ppb	ppb	ppb
Avg	1056.0	908.75	1027.	2095.5	2134.5	1098.7
Stddev	6.8	4.58	1.	4.3	17.4	2.3
%RSD	.64222	.50425	.1197	.20319	.81739	.20888
Check ?	Chk Pass	Chk Pass	Chk Pass	Chk Pass	Chk Pass	Chk Pass
Value						
Range						

Elem	Tl1908	V_2908	Zn2062	Si2516	Sr3464
IS Ref	(In2306)	(Y_3710)	(In2306)	(Y_3710)	(Y_3710)
Units	ppb	ppb	ppb	ppb	ppb
Avg	1939.4	974.58	1173.6	F 2430.2	928.78
Stddev	32.5	11.18	6.8	4.6	8.68
%RSD	1.6740	1.1473	.58122	.18900	.93432
Check ?	Chk Pass	Chk Pass	Chk Pass	Chk Fail	Chk Pass
Value				1000.0	
Range				20.500%	

Int. Std.	In2306	Y_2243	Y_3600	Y_3710
Units	Cts/S	Cts/S	Cts/S	Cts/S
Avg	5854.3	4349.8	42354.	7109.4
Stddev	15.6	5.6	271.	70.0
%RSD	.26596	.12848	.63977	.98476

Sample Name: 240-123946-b-1-c Acquired: 12/23/2019 10:40:49 Type: Unk
Method: 2019 ICP I9 6010 200.7 Methods(v185) Mode: CONC Corr. Factor: 1.000000
User: analyst Custom ID1: Custom ID2: Custom ID3:
Comment:

Elem	Ag3280	Al3082	As1890	B_1826	Ba4554	Be3130
IS Ref	(Y_3600)	(Y_3710)	(Y_2243)	(Y_2243)	(Y_3710)	(Y_3710)
Units	ppb	ppb	ppb	ppb	ppb	ppb
Avg	.13132	-1.3477	3.7592	552.17	62.526	.19216
Stddev	.21645	33.537	1.7484	7.41	.388	.21739
%RSD	164.82	2488.4	46.512	1.3411	.62129	113.13
Check ?	Chk Pass	Chk Pass	Chk Pass	Chk Pass	Chk Pass	Chk Pass
High Limit						
Low Limit						

Elem	Ca3179	Cd2288	Co2286	Cr2677	Cu3273	Fe2599
IS Ref	(Y_3710)	(Y_2243)	(In2306)	(Y_3600)	(Y_3600)	(Y_3710)
Units	ppb	ppb	ppb	ppb	ppb	ppb
Avg	2871.9	-.0734	1.9242	3.2965	28.877	305.50
Stddev	6.9	.2468	.4221	.3676	.514	1.76
%RSD	.24052	336.3	21.934	11.152	1.7790	.57507
Check ?	Chk Pass	Chk Pass	Chk Pass	Chk Pass	Chk Pass	Chk Pass
High Limit						
Low Limit						

Elem	K_7664	Li6707	Mg2790	Mn2576	Mo2020	Na5895
IS Ref	(Y_3710)	(Y_3710)	(Y_3710)	(Y_3600)	(Y_2243)	(Y_3710)
Units	ppb	ppb	ppb	ppb	ppb	ppb
Avg	831.64	12.362	618.33	5.8994	.13700	F 1270700.
Stddev	19.49	4.194	14.19	.0440	1.1288	22040.
%RSD	2.3433	33.927	2.2946	.74621	823.96	1.7344
Check ?	Chk Pass	Chk Pass	Chk Pass	Chk Pass	Chk Pass	Chk Fail
High Limit						500000.
Low Limit						-500000.

Sample Name: 240-123946-b-1-c Acquired: 12/23/2019 10:40:49 Type: Unk
Method: 2019 ICP I9 6010 200.7 Methods(v185) Mode: CONC Corr. Factor: 1.000000
User: analyst Custom ID1: Custom ID2: Custom ID3:
Comment:

Elem	Ni2316	Pb2203	Sb2175	Se1960	Sn1899	Ti3372
IS Ref	(In2306)	(Y_2243)	(Y_2243)	(Y_2243)	(In2306)	(Y_3600)
Units	ppb	ppb	ppb	ppb	ppb	ppb
Avg	3.5125	3816.6	2.150	7.3800	31.165	.57012
Stddev	.2925	48.0	3.008	.5914	.509	.06561
%RSD	8.3283	1.2572	139.9	8.0138	1.6328	11.509
Check ?	Chk Pass	Chk Pass	Chk Pass	Chk Pass	Chk Pass	Chk Pass
High Limit						
Low Limit						

Elem	Tl1908	V_2908	Zn2062	Si2516	Sr3464
IS Ref	(In2306)	(Y_3710)	(In2306)	(Y_3710)	(Y_3710)
Units	ppb	ppb	ppb	ppb	ppb
Avg	-.92506	-.03489	26.272	619.87	11.592
Stddev	1.6824	5.7195	.272	10.80	4.796
%RSD	181.87	16391.	1.0369	1.7415	41.372
Check ?	Chk Pass	Chk Pass	Chk Pass	Chk Pass	Chk Pass
High Limit					
Low Limit					

Int. Std.	In2306	Y_2243	Y_3600	Y_3710
Units	Cts/S	Cts/S	Cts/S	Cts/S
Avg	6076.3	4377.1	42549.	7077.1
Stddev	5.8	2.5	260.	11.5
%RSD	.09490	.05756	.61223	.16210
Check ?	Chk Pass	Chk Pass	Chk Pass	Chk Pass
Value	78.321%	88.752%	80.287%	96.585%
Range				

Sample Name: SD 240-123946-b-1c@5 Acquired: 12/23/2019 10:45:19 Type: Unk
Method: 2019 ICP I9 6010 200.7 Methods(v185) Mode: CONC Corr. Factor: 1.000000
User: analyst Custom ID1: Custom ID2: Custom ID3:
Comment:

Elem	Ag3280	Al3082	As1890	B_1826	Ba4554	Be3130	Ca3179
IS Ref	(Y_3600)	(Y_3710)	(Y_2243)	(Y_2243)	(Y_3710)	(Y_3710)	(Y_3710)
Units	ppb	ppb	ppb	ppb	ppb	ppb	ppb
Avg	.41380	5.4300	-1.2695	113.75	13.211	.20003	517.35
Stddev	.61028	34.075	1.0017	.79	.189	.09246	4.22
%RSD	147.48	627.54	78.903	.69696	1.4340	46.221	.81478
Check ?	Chk Pass	Chk Pass	Chk Pass	Chk Pass	Chk Pass	Chk Pass	Chk Pass
High Limit							
Low Limit							

Elem	Cd2288	Co2286	Cr2677	Cu3273	Fe2599	K_7664	Li6707
IS Ref	(Y_2243)	(In2306)	(Y_3600)	(Y_3600)	(Y_3710)	(Y_3710)	(Y_3710)
Units	ppb	ppb	ppb	ppb	ppb	ppb	ppb
Avg	-.1647	.77077	1.4652	5.8331	57.190	236.39	6.1432
Stddev	.1480	.30955	.3755	.8803	2.705	56.08	1.1589
%RSD	89.85	40.162	25.628	15.092	4.7298	23.724	18.865
Check ?	Chk Pass	Chk Pass	Chk Pass	Chk Pass	Chk Pass	Chk Pass	Chk Pass
High Limit							
Low Limit							

Elem	Mg2790	Mn2576	Mo2020	Na5895	Ni2316	Pb2203	Sb2175
IS Ref	(Y_3710)	(Y_3600)	(Y_2243)	(Y_3710)	(In2306)	(Y_2243)	(Y_2243)
Units	ppb	ppb	ppb	ppb	ppb	ppb	ppb
Avg	141.44	1.8585	-7.8478	282140.	.48489	806.34	-3.854
Stddev	15.40	.0409	.2623	4518.	.15578	6.24	1.233
%RSD	10.890	2.1986	3.3425	1.6012	32.128	.77342	32.00
Check ?	Chk Pass	Chk Pass	Chk Pass	Chk Pass	Chk Pass	Chk Pass	Chk Pass
High Limit							
Low Limit							

Sample Name: SD 240-123946-b-1c@5 Acquired: 12/23/2019 10:45:19 Type: Unk
Method: 2019 ICP I9 6010 200.7 Methods(v185) Mode: CONC Corr. Factor: 1.000000
User: analyst Custom ID1: Custom ID2: Custom ID3:
Comment:

Elem	Se1960	Sn1899	Ti3372	Tl1908	V_2908	Zn2062	Si2516
IS Ref	(Y_2243)	(In2306)	(Y_3600)	(In2306)	(Y_3710)	(In2306)	(Y_3710)
Units	ppb	ppb	ppb	ppb	ppb	ppb	ppb
Avg	-.12724	4.7376	-.55862	-1.3640	-2.7231	2.5043	136.21
Stddev	.89589	.0913	.38059	1.1087	1.8408	.0831	10.64
%RSD	704.11	1.9267	68.131	81.284	67.600	3.3193	7.8112
Check ?	Chk Pass	Chk Pass	Chk Pass	Chk Pass	Chk Pass	Chk Pass	Chk Pass
High Limit							
Low Limit							

Elem	Sr3464
IS Ref	(Y_3710)
Units	ppb
Avg	7.0447
Stddev	3.7559
%RSD	53.315
Check ?	Chk Pass
High Limit	
Low Limit	

Int. Std.	In2306	Y_2243	Y_3600	Y_3710
Units	Cts/S	Cts/S	Cts/S	Cts/S
Avg	6807.6	4672.2	46255.	7099.8
Stddev	22.2	21.3	167.	36.9
%RSD	.32563	.45489	.36086	.51928
Check ?	Chk Pass	Chk Pass	Chk Pass	Chk Pass
Value	87.748%	94.735%	87.281%	96.895%
Range				

Sample Name: PDS 240-123946-b-1-c Acquired: 12/23/2019 10:49:50 Type: Unk
Method: 2019 ICP I9 6010 200.7 Methods(v185) Mode: CONC Corr. Factor: 1.000000
User: analyst Custom ID1: Custom ID2: Custom ID3:
Comment:

Elem	Ag3280	Al3082	As1890	B_1826	Ba4554	Be3130
IS Ref	(Y_3600)	(Y_3710)	(Y_2243)	(Y_2243)	(Y_3710)	(Y_3710)
Units	ppb	ppb	ppb	ppb	ppb	ppb
Avg	W 110.58	10733.	2344.7	1622.8	2294.0	1155.5
Stddev	.44	73.	16.6	8.0	2.5	3.1
%RSD	.40028	.67612	.70732	.49350	.11034	.27217
Check ?	Chk Warn	Chk Pass	Chk Pass	Chk Pass	Chk Pass	Chk Pass
High Limit	100.00					
Low Limit	-500000.					

Elem	Ca3179	Cd2288	Co2286	Cr2677	Cu3273	Fe2599
IS Ref	(Y_3710)	(Y_2243)	(In2306)	(Y_3600)	(Y_3600)	(Y_3710)
Units	ppb	ppb	ppb	ppb	ppb	ppb
Avg	55819.	1120.	1172.2	1150.2	1177.9	11336.
Stddev	50.	7.	9.2	1.6	3.4	12.
%RSD	.09009	.6275	.78626	.13505	.28958	.10587
Check ?	Chk Pass	Chk Pass	Chk Pass	Chk Pass	Chk Pass	Chk Pass
High Limit						
Low Limit						

Elem	K_7664	Li6707	Mg2790	Mn2576	Mo2020	Na5895
IS Ref	(Y_3710)	(Y_3710)	(Y_3710)	(Y_3600)	(Y_2243)	(Y_3710)
Units	ppb	ppb	ppb	ppb	ppb	ppb
Avg	52893.	1146.1	55364.	1184.5	1146.1	F 1281600.
Stddev	154.	5.3	213.	2.8	14.5	20938.
%RSD	.29089	.46372	.38434	.23692	1.2637	1.6338
Check ?	Chk Pass	Chk Pass	Chk Pass	Chk Pass	Chk Pass	Chk Fail
High Limit						500000.
Low Limit						-500000.

Sample Name: PDS 240-123946-b-1-c Acquired: 12/23/2019 10:49:50 Type: Unk
Method: 2019 ICP I9 6010 200.7 Methods(v185) Mode: CONC Corr. Factor: 1.000000
User: analyst Custom ID1: Custom ID2: Custom ID3:
Comment:

Elem	Ni2316	Pb2203	Sb2175	Se1960	Sn1899	Ti3372
IS Ref	(In2306)	(Y_2243)	(Y_2243)	(Y_2243)	(In2306)	(Y_3600)
Units	ppb	ppb	ppb	ppb	ppb	ppb
Avg	1169.4	4663.3	1071.	2322.7	2392.0	1223.9
Stddev	10.4	27.2	12.	15.2	21.1	3.6
%RSD	.89325	.58296	1.117	.65498	.88148	.29727
Check ?	Chk Pass	Chk Pass	Chk Pass	Chk Pass	Chk Pass	Chk Pass
High Limit						
Low Limit						

Elem	Tl1908	V_2908	Zn2062	Si2516	Sr3464
IS Ref	(In2306)	(Y_3710)	(In2306)	(Y_3710)	(Y_3710)
Units	ppb	ppb	ppb	ppb	ppb
Avg	2181.1	1082.8	1233.2	2860.8	1037.1
Stddev	15.2	5.8	8.5	28.4	4.0
%RSD	.69742	.53580	.68631	.99417	.38732
Check ?	Chk Pass	Chk Pass	Chk Pass	Chk Pass	Chk Pass
High Limit					
Low Limit					

Int. Std.	In2306	Y_2243	Y_3600	Y_3710
Units	Cts/S	Cts/S	Cts/S	Cts/S
Avg	5892.1	4356.5	42883.	7102.3
Stddev	11.0	5.4	98.	42.0
%RSD	.18648	.12443	.22881	.59113
Check ?	Chk Pass	Chk Pass	Chk Pass	Chk Pass
Value	75.947%	88.334%	80.917%	96.929%
Range				

Sample Name: 240-123946-b-1d ms@5 Acquired: 12/23/2019 10:53:56 Type: Unk
Method: 2019 ICP I9 6010 200.7 Methods(v185) Mode: CONC Corr. Factor: 1.000000
User: analyst Custom ID1: Custom ID2: Custom ID3:
Comment:

Elem	Ag3280	Al3082	As1890	B_1826	Ba4554	Be3130	Ca3179
IS Ref	(Y_3600)	(Y_3710)	(Y_2243)	(Y_2243)	(Y_3710)	(Y_3710)	(Y_3710)
Units	ppb	ppb	ppb	ppb	ppb	ppb	ppb
Avg	W 212.94	395.12	1047.5	335.67	10275.	11.039	10665.
Stddev	.68	24.82	5.0	2.03	39.	.050	38.
%RSD	.31918	6.2820	.47364	.60435	.38359	.45007	.35432
Check ?	Chk Warn	Chk Pass	Chk Pass	Chk Pass	Chk Pass	Chk Pass	Chk Pass
High Limit	100.00						
Low Limit	-500000.						

Elem	Cd2288	Co2286	Cr2677	Cu3273	Fe2599	K_7664	Li6707
IS Ref	(Y_2243)	(In2306)	(Y_3600)	(Y_3600)	(Y_3710)	(Y_3710)	(Y_3710)
Units	ppb	ppb	ppb	ppb	ppb	ppb	ppb
Avg	209.5	106.88	1055.6	60.607	271.11	10090.	214.88
Stddev	.8	.19	6.1	.204	2.71	15.	3.84
%RSD	.3909	.17539	.58133	.33691	1.0007	.15332	1.7860
Check ?	Chk Pass	Chk Pass	Chk Pass	Chk Pass	Chk Pass	Chk Pass	Chk Pass
High Limit							
Low Limit							

Elem	Mg2790	Mn2576	Mo2020	Na5895	Ni2316	Pb2203	Sb2175
IS Ref	(Y_3710)	(Y_3600)	(Y_2243)	(Y_3710)	(In2306)	(Y_2243)	(Y_2243)
Units	ppb	ppb	ppb	ppb	ppb	ppb	ppb
Avg	10678.	112.37	209.80	306540.	108.96	1859.2	103.6
Stddev	68.	.26	1.96	613.	.19	5.4	2.2
%RSD	.63435	.22819	.93226	.19993	.17816	.29096	2.102
Check ?	Chk Pass	Chk Pass	Chk Pass	Chk Pass	Chk Pass	Chk Pass	Chk Pass
High Limit							
Low Limit							

Sample Name: 240-123946-b-1d ms@5 Acquired: 12/23/2019 10:53:56 Type: Unk
Method: 2019 ICP I9 6010 200.7 Methods(v185) Mode: CONC Corr. Factor: 1.000000
User: analyst Custom ID1: Custom ID2: Custom ID3:
Comment:

Elem	Se1960	Sn1899	Ti3372	Tl1908	V_2908	Zn2062	Si2516
IS Ref	(Y_2243)	(In2306)	(Y_3600)	(In2306)	(Y_3710)	(In2306)	(Y_3710)
Units	ppb	ppb	ppb	ppb	ppb	ppb	ppb
Avg	215.26	435.44	224.12	408.35	101.61	116.16	368.33
Stddev	2.05	1.54	.47	7.32	2.79	.65	6.70
%RSD	.95390	.35423	.20982	1.7933	2.7504	.55778	1.8201
Check ?	Chk Pass	Chk Pass	Chk Pass	Chk Pass	Chk Pass	Chk Pass	Chk Pass
High Limit							
Low Limit							

Elem	Sr3464
IS Ref	(Y_3710)
Units	ppb
Avg	200.60
Stddev	5.67
%RSD	2.8279
Check ?	Chk Pass
High Limit	
Low Limit	

Int. Std.	In2306	Y_2243	Y_3600	Y_3710
Units	Cts/S	Cts/S	Cts/S	Cts/S
Avg	6657.6	4626.3	46443.	7216.5
Stddev	11.2	15.2	99.	42.7
%RSD	.16876	.32847	.21422	.59186
Check ?	Chk Pass	Chk Pass	Chk Pass	Chk Pass
Value	85.814%	93.804%	87.635%	98.488%
Range				

Sample Name: 240-123946-b1e msd@5 Acquired: 12/23/2019 10:58:08 Type: Unk
Method: 2019 ICP I9 6010 200.7 Methods(v185) Mode: CONC Corr. Factor: 1.000000
User: analyst Custom ID1: Custom ID2: Custom ID3:
Comment:

Elem	Ag3280	Al3082	As1890	B_1826	Ba4554	Be3130	Ca3179
IS Ref	(Y_3600)	(Y_3710)	(Y_2243)	(Y_2243)	(Y_3710)	(Y_3710)	(Y_3710)
Units	ppb	ppb	ppb	ppb	ppb	ppb	ppb
Avg	W 206.58	374.74	1027.2	323.58	10111.	10.690	10318.
Stddev	.67	27.13	3.1	2.19	12.	.202	27.
%RSD	.32211	7.2385	.30379	.67683	.11768	1.8908	.26171
Check ?	Chk Warn	Chk Pass	Chk Pass	Chk Pass	Chk Pass	Chk Pass	Chk Pass
High Limit	100.00						
Low Limit	-500000.						

Elem	Cd2288	Co2286	Cr2677	Cu3273	Fe2599	K_7664	Li6707
IS Ref	(Y_2243)	(In2306)	(Y_3600)	(Y_3600)	(Y_3710)	(Y_3710)	(Y_3710)
Units	ppb	ppb	ppb	ppb	ppb	ppb	ppb
Avg	205.8	103.53	1042.2	59.442	264.16	9674.0	209.57
Stddev	1.0	.68	2.8	.998	2.09	11.0	3.43
%RSD	.4956	.65805	.26597	1.6785	.78982	.11383	1.6352
Check ?	Chk Pass	Chk Pass	Chk Pass	Chk Pass	Chk Pass	Chk Pass	Chk Pass
High Limit							
Low Limit							

Elem	Mg2790	Mn2576	Mo2020	Na5895	Ni2316	Pb2203	Sb2175
IS Ref	(Y_3710)	(Y_3600)	(Y_2243)	(Y_3710)	(In2306)	(Y_2243)	(Y_2243)
Units	ppb	ppb	ppb	ppb	ppb	ppb	ppb
Avg	10361.	111.39	203.40	301680.	106.04	1808.2	101.7
Stddev	17.	.45	1.59	4186.	.89	4.3	.0
%RSD	.16142	.40128	.78358	1.3877	.84389	.23822	.0284
Check ?	Chk Pass	Chk Pass	Chk Pass	Chk Pass	Chk Pass	Chk Pass	Chk Pass
High Limit							
Low Limit							

Sample Name: 240-123946-b1e msd@5 Acquired: 12/23/2019 10:58:08 Type: Unk
Method: 2019 ICP I9 6010 200.7 Methods(v185) Mode: CONC Corr. Factor: 1.000000
User: analyst Custom ID1: Custom ID2: Custom ID3:
Comment:

Elem	Se1960	Sn1899	Ti3372	Tl1908	V_2908	Zn2062	Si2516
IS Ref	(Y_2243)	(In2306)	(Y_3600)	(In2306)	(Y_3710)	(In2306)	(Y_3710)
Units	ppb	ppb	ppb	ppb	ppb	ppb	ppb
Avg	209.99	429.46	222.24	394.80	97.335	114.65	358.42
Stddev	2.68	2.29	.59	7.83	1.050	.32	5.27
%RSD	1.2769	.53303	.26607	1.9822	1.0785	.27572	1.4711
Check ?	Chk Pass	Chk Pass	Chk Pass	Chk Pass	Chk Pass	Chk Pass	Chk Pass
High Limit							
Low Limit							

Elem	Sr3464
IS Ref	(Y_3710)
Units	ppb
Avg	194.11
Stddev	2.56
%RSD	1.3172
Check ?	Chk Pass
High Limit	
Low Limit	

Int. Std.	In2306	Y_2243	Y_3600	Y_3710
Units	Cts/S	Cts/S	Cts/S	Cts/S
Avg	6637.2	4600.1	46323.	7281.6
Stddev	62.5	39.8	124.	82.1
%RSD	.94191	.86464	.26759	1.1280
Check ?	Chk Pass	Chk Pass	Chk Pass	Chk Pass
Value	85.550%	93.273%	87.409%	99.376%
Range				

Sample Name: 240-124069-a-1-b@10 Acquired: 12/23/2019 11:02:20 Type: Unk
Method: 2019 ICP I9 6010 200.7 Methods(v185) Mode: CONC Corr. Factor: 1.000000
User: analyst Custom ID1: Custom ID2: Custom ID3:
Comment:

Elem	Ag3280	Al3082	As1890	B_1826	Ba4554	Be3130	Ca3179
IS Ref	(Y_3600)	(Y_3710)	(Y_2243)	(Y_2243)	(Y_3710)	(Y_3710)	(Y_3710)
Units	ppb	ppb	ppb	ppb	ppb	ppb	ppb
Avg	-.42245	25.902	-3.1256	209.03	16.505	-.03216	583.98
Stddev	.48846	17.892	.9832	.66	.211	.20650	2.32
%RSD	115.62	69.075	31.457	.31452	1.2806	642.10	.39706
Check ?	Chk Pass	Chk Pass	Chk Pass	Chk Pass	Chk Pass	Chk Pass	Chk Pass
High Limit							
Low Limit							

Elem	Cd2288	Co2286	Cr2677	Cu3273	Fe2599	K_7664	Li6707
IS Ref	(Y_2243)	(In2306)	(Y_3600)	(Y_3600)	(Y_3710)	(Y_3710)	(Y_3710)
Units	ppb	ppb	ppb	ppb	ppb	ppb	ppb
Avg	.0562	4.6741	7.9023	.69776	84719.	143.98	2.1164
Stddev	.1193	.2127	.2598	.70582	95.	70.59	3.6176
%RSD	212.3	4.5509	3.2877	101.16	.11239	49.028	170.93
Check ?	Chk Pass	Chk Pass	Chk Pass	Chk Pass	Chk Pass	Chk Pass	Chk Pass
High Limit							
Low Limit							

Elem	Mg2790	Mn2576	Mo2020	Na5895	Ni2316	Pb2203	Sb2175
IS Ref	(Y_3710)	(Y_3600)	(Y_2243)	(Y_3710)	(In2306)	(Y_2243)	(Y_2243)
Units	ppb	ppb	ppb	ppb	ppb	ppb	ppb
Avg	75.247	658.59	-5.9189	155900.	47.124	2.0897	-.4052
Stddev	12.763	3.61	.2021	256.	.615	.9100	.8660
%RSD	16.961	.54793	3.4152	.16452	1.3049	43.546	213.7
Check ?	Chk Pass	Chk Pass	Chk Pass	Chk Pass	Chk Pass	Chk Pass	Chk Pass
High Limit							
Low Limit							

Sample Name: 240-124069-a-1-b@10 Acquired: 12/23/2019 11:02:20 Type: Unk
Method: 2019 ICP I9 6010 200.7 Methods(v185) Mode: CONC Corr. Factor: 1.000000
User: analyst Custom ID1: Custom ID2: Custom ID3:
Comment:

Elem	Se1960	Sn1899	Ti3372	Tl1908	V_2908	Zn2062	Si2516
IS Ref	(Y_2243)	(In2306)	(Y_3600)	(In2306)	(Y_3710)	(In2306)	(Y_3710)
Units	ppb	ppb	ppb	ppb	ppb	ppb	ppb
Avg	-1.9237	.02300	-.41676	.69205	-4.7282	-.81250	37.684
Stddev	.9186	.58893	.20381	1.3784	4.6522	.00409	8.284
%RSD	47.751	2560.6	48.903	199.18	98.393	.50331	21.982
Check ?	Chk Pass	Chk Pass	Chk Pass	Chk Pass	Chk Pass	Chk Pass	Chk Pass
High Limit							
Low Limit							

Elem	Sr3464
IS Ref	(Y_3710)
Units	ppb
Avg	6.6005
Stddev	5.3691
%RSD	81.344
Check ?	Chk Pass
High Limit	
Low Limit	

Int. Std.	In2306	Y_2243	Y_3600	Y_3710
Units	Cts/S	Cts/S	Cts/S	Cts/S
Avg	6832.2	4615.1	45615.	6937.8
Stddev	47.3	37.6	148.	23.9
%RSD	.69289	.81427	.32478	.34511
Check ?	Chk Pass	Chk Pass	Chk Pass	Chk Pass
Value	88.064%	93.577%	86.072%	94.684%
Range				

Sample Name: 240-124012-a-1-b Acquired: 12/23/2019 11:06:39 Type: Unk
Method: 2019 ICP I9 6010 200.7 Methods(v185) Mode: CONC Corr. Factor: 1.000000
User: analyst Custom ID1: Custom ID2: Custom ID3:
Comment:

Elem	Ag3280	Al3082	As1890	B_1826	Ba4554	Be3130
IS Ref	(Y_3600)	(Y_3710)	(Y_2243)	(Y_2243)	(Y_3710)	(Y_3710)
Units	ppb	ppb	ppb	ppb	ppb	ppb
Avg	4.9267	301.86	-3.1325	1232.6	938.32	.45973
Stddev	.3413	29.99	1.5970	18.7	1.59	.21341
%RSD	6.9271	9.9344	50.981	1.5201	.16941	46.420
Check ?	Chk Pass	Chk Pass	Chk Pass	Chk Pass	Chk Pass	Chk Pass
High Limit						
Low Limit						

Elem	Ca3179	Cd2288	Co2286	Cr2677	Cu3273	Fe2599
IS Ref	(Y_3710)	(Y_2243)	(In2306)	(Y_3600)	(Y_3600)	(Y_3710)
Units	ppb	ppb	ppb	ppb	ppb	ppb
Avg	49379.	2.666	60.715	16.098	1047.0	32029.
Stddev	225.	.213	1.463	.108	1.7	77.
%RSD	.45522	7.982	2.4099	.66996	.15797	.24019
Check ?	Chk Pass	Chk Pass	Chk Pass	Chk Pass	Chk Pass	Chk Pass
High Limit						
Low Limit						

Elem	K_7664	Li6707	Mg2790	Mn2576	Mo2020	Na5895
IS Ref	(Y_3710)	(Y_3710)	(Y_3710)	(Y_3600)	(Y_2243)	(Y_3710)
Units	ppb	ppb	ppb	ppb	ppb	ppb
Avg	9068.5	21.279	13266.	F 22959.	-10.158	F 1364900.
Stddev	33.3	5.008	109.	241.	1.310	14645.
%RSD	.36759	23.533	.82476	1.0476	12.900	1.0730
Check ?	Chk Pass	Chk Pass	Chk Pass	Chk Fail	Chk Pass	Chk Fail
High Limit				15000.		500000.
Low Limit				-500000.		-500000.

Sample Name: 240-124012-a-1-b Acquired: 12/23/2019 11:06:39 Type: Unk
Method: 2019 ICP I9 6010 200.7 Methods(v185) Mode: CONC Corr. Factor: 1.000000
User: analyst Custom ID1: Custom ID2: Custom ID3:
Comment:

Elem	Ni2316	Pb2203	Sb2175	Se1960	Sn1899	Ti3372
IS Ref	(In2306)	(Y_2243)	(Y_2243)	(Y_2243)	(In2306)	(Y_3600)
Units	ppb	ppb	ppb	ppb	ppb	ppb
Avg	804.07	5.4394	-2.319	-5.8597	.28262	.19549
Stddev	18.54	.8646	1.817	2.2077	.33056	.10145
%RSD	2.3054	15.896	78.34	37.676	116.96	51.896
Check ?	Chk Pass	Chk Pass	Chk Pass	Chk Pass	Chk Pass	Chk Pass
High Limit						
Low Limit						

Elem	Tl1908	V_2908	Zn2062	Si2516	Sr3464
IS Ref	(In2306)	(Y_3710)	(In2306)	(Y_3710)	(Y_3710)
Units	ppb	ppb	ppb	ppb	ppb
Avg	-8.2754	-2.6645	F 385950.	2712.8	96.629
Stddev	.8106	3.0949	3046.	20.7	1.978
%RSD	9.7951	116.16	.78928	.76323	2.0475
Check ?	Chk Pass	Chk Pass	Chk Fail	Chk Pass	Chk Pass
High Limit			30000.		
Low Limit			-500000.		

Int. Std.	In2306	Y_2243	Y_3600	Y_3710
Units	Cts/S	Cts/S	Cts/S	Cts/S
Avg	5862.1	4302.8	42015.	7110.6
Stddev	60.6	37.6	421.	64.1
%RSD	1.0331	.87281	1.0024	.90106
Check ?	Chk Pass	Chk Pass	Chk Pass	Chk Pass
Value	75.560%	87.245%	79.280%	97.042%
Range				

Sample Name: 460-199047-a-1-b Acquired: 12/23/2019 11:11:16 Type: Unk
Method: 2019 ICP I9 6010 200.7 Methods(v185) Mode: CONC Corr. Factor: 1.000000
User: analyst Custom ID1: Custom ID2: Custom ID3:
Comment:

Elem	Ag3280	Al3082	As1890	B_1826	Ba4554	Be3130
IS Ref	(Y_3600)	(Y_3710)	(Y_2243)	(Y_2243)	(Y_3710)	(Y_3710)
Units	ppb	ppb	ppb	ppb	ppb	ppb
Avg	-.28228	73000.	4.5526	1019.5	100.44	1.0232
Stddev	.51728	360.	2.1733	4.9	.00	.0511
%RSD	183.25	.49269	47.738	.48027	.00019	4.9905
Check ?	Chk Pass	Chk Pass	Chk Pass	Chk Pass	Chk Pass	Chk Pass
High Limit						
Low Limit						

Elem	Ca3179	Cd2288	Co2286	Cr2677	Cu3273	Fe2599
IS Ref	(Y_3710)	(Y_2243)	(In2306)	(Y_3600)	(Y_3600)	(Y_3710)
Units	ppb	ppb	ppb	ppb	ppb	ppb
Avg	140790.	2.895	9.0812	135.52	677.03	5514.1
Stddev	196.	.181	.1171	.21	2.25	17.8
%RSD	.13907	6.249	1.2899	.15542	.33218	.32269
Check ?	Chk Pass	Chk Pass	Chk Pass	Chk Pass	Chk Pass	Chk Pass
High Limit						
Low Limit						

Elem	K_7664	Li6707	Mg2790	Mn2576	Mo2020	Na5895
IS Ref	(Y_3710)	(Y_3710)	(Y_3710)	(Y_3600)	(Y_2243)	(Y_3710)
Units	ppb	ppb	ppb	ppb	ppb	ppb
Avg	15152.	400.92	9880.0	359.91	-5.2475	F 1306100.
Stddev	37.	2.05	25.0	1.28	.5813	13968.
%RSD	.24423	.51106	.25332	.35532	11.078	1.0695
Check ?	Chk Pass	Chk Pass	Chk Pass	Chk Pass	Chk Pass	Chk Fail
High Limit						500000.
Low Limit						-500000.

Sample Name: 460-199047-a-1-b Acquired: 12/23/2019 11:11:16 Type: Unk
Method: 2019 ICP I9 6010 200.7 Methods(v185) Mode: CONC Corr. Factor: 1.000000
User: analyst Custom ID1: Custom ID2: Custom ID3:
Comment:

Elem	Ni2316	Pb2203	Sb2175	Se1960	Sn1899	Ti3372
IS Ref	(In2306)	(Y_2243)	(Y_2243)	(Y_2243)	(In2306)	(Y_3600)
Units	ppb	ppb	ppb	ppb	ppb	ppb
Avg	162.48	62.923	-2.452	6.7770	.30579	46.364
Stddev	1.09	1.105	1.404	1.9183	.28849	.012
%RSD	.67298	1.7559	57.24	28.306	94.345	.02581
Check ?	Chk Pass	Chk Pass	Chk Pass	Chk Pass	Chk Pass	Chk Pass
High Limit						
Low Limit						

Elem	Tl1908	V_2908	Zn2062	Si2516	Sr3464
IS Ref	(In2306)	(Y_3710)	(In2306)	(Y_3710)	(Y_3710)
Units	ppb	ppb	ppb	ppb	ppb
Avg	-6.0626	6.0909	777.97	6880.5	175.69
Stddev	1.7899	1.7625	14.23	10.0	4.68
%RSD	29.523	28.937	1.8297	.14599	2.6661
Check ?	Chk Pass	Chk Pass	Chk Pass	Chk Pass	Chk Pass
High Limit					
Low Limit					

Int. Std.	In2306	Y_2243	Y_3600	Y_3710
Units	Cts/S	Cts/S	Cts/S	Cts/S
Avg	5892.4	4471.9	43816.	7246.8
Stddev	16.0	16.5	296.	29.4
%RSD	.27126	.36961	.67561	.40562
Check ?	Chk Pass	Chk Pass	Chk Pass	Chk Pass
Value	75.951%	90.674%	82.678%	98.901%
Range				

Sample Name: CCV-4543978 Acquired: 12/23/2019 11:15:37 Type: QC
Method: 2019 ICP I9 6010 200.7 Methods(v185) Mode: CONC Corr. Factor: 1.000000
User: analyst Custom ID1: Custom ID2: Custom ID3:
Comment:

Elem	Ag3280	Al3082	As1890	B_1826	Ba4554	Be3130	Ca3179	Cd2288
IS Ref	(Y_3600)	(Y_3710)	(Y_2243)	(Y_2243)	(Y_3710)	(Y_3710)	(Y_3710)	(Y_2243)
Units	ppb	ppb	ppb	ppb	ppb	ppb	ppb	ppb
Avg	1023.4	48230.	2003.7	5114.5	2029.1	2059.8	48155.	1971.
Stddev	2.6	95.	4.3	13.3	1.0	2.3	32.	3.
%RSD	.25049	.19712	.21513	.25994	.05172	.11407	.06680	.1391
Check ?	Chk Pass	Chk Pass	Chk Pass	Chk Pass	Chk Pass	Chk Pass	Chk Pass	Chk Pass
Value								
Range								

Elem	Co2286	Cr2677	Cu3273	Fe2599	K_7664	Li6707	Mg2790	Mn2576
IS Ref	(In2306)	(Y_3600)	(Y_3600)	(Y_3710)	(Y_3710)	(Y_3710)	(Y_3710)	(Y_3600)
Units	ppb	ppb	ppb	ppb	ppb	ppb	ppb	ppb
Avg	2046.9	2054.5	2059.1	49870.	46383.	2050.5	50443.	2145.4
Stddev	1.8	5.0	5.1	39.	23.	3.2	144.	6.8
%RSD	.08664	.24209	.24987	.07778	.05034	.15674	.28607	.31811
Check ?	Chk Pass	Chk Pass	Chk Pass	Chk Pass	Chk Pass	Chk Pass	Chk Pass	Chk Pass
Value								
Range								

Elem	Mo2020	Na5895	Ni2316	Pb2203	Sb2175	Se1960	Sn1899	Ti3372
IS Ref	(Y_2243)	(Y_3710)	(In2306)	(Y_2243)	(Y_2243)	(Y_2243)	(In2306)	(Y_3600)
Units	ppb	ppb	ppb	ppb	ppb	ppb	ppb	ppb
Avg	2047.3	49454.	2040.0	1907.2	1965.	2001.2	2061.3	2209.0
Stddev	21.5	69.	4.3	1.4	5.	4.7	4.3	6.7
%RSD	1.0484	.13882	.21274	.07513	.2300	.23646	.20681	.30535
Check ?	Chk Pass	Chk Pass	Chk Pass	Chk Pass	Chk Pass	Chk Pass	Chk Pass	Chk Pass
Value								
Range								

Sample Name: CCV-4543978 Acquired: 12/23/2019 11:15:37 Type: QC
Method: 2019 ICP I9 6010 200.7 Methods(v185) Mode: CONC Corr. Factor: 1.000000
User: analyst Custom ID1: Custom ID2: Custom ID3:
Comment:

Elem	Tl1908	V_2908	Zn2062	Si2516	Sr3464
IS Ref	(In2306)	(Y_3710)	(In2306)	(Y_3710)	(Y_3710)
Units	ppb	ppb	ppb	ppb	ppb
Avg	2027.4	1941.7	2110.6	19528.	1889.2
Stddev	15.8	6.5	1.7	43.	2.7
%RSD	.77855	.33498	.08223	.21933	.14503
Check ?	Chk Pass	Chk Pass	Chk Pass	Chk Pass	Chk Pass
Value					
Range					

Int. Std.	In2306	Y_2243	Y_3600	Y_3710
Units	Cts/S	Cts/S	Cts/S	Cts/S
Avg	6544.1	4567.9	45650.	6922.9
Stddev	5.5	2.8	126.	20.8
%RSD	.08382	.06063	.27550	.30066

Sample Name: CCB Acquired: 12/23/2019 11:19:35 Type: QC
Method: 2019 ICP I9 6010 200.7 Methods(v185) Mode: CONC Corr. Factor: 1.000000
User: analyst Custom ID1: Custom ID2: Custom ID3:
Comment:

Elem	Ag3280	Al3082	As1890	B_1826	Ba4554	Be3130	Ca3179	Cd2288
IS Ref	(Y_3600)	(Y_3710)	(Y_2243)	(Y_2243)	(Y_3710)	(Y_3710)	(Y_3710)	(Y_2243)
Units	ppb	ppb	ppb	ppb	ppb	ppb	ppb	ppb
Avg	.02994	-32.920	-1.8100	7.9362	.89483	.27268	-56.217	.0888
Stddev	.41998	22.507	1.6239	.8306	.22652	.04003	.719	.1107
%RSD	1402.9	68.367	89.719	10.465	25.314	14.680	1.2791	124.7
Check ?	Chk Pass	Chk Pass	Chk Pass	Chk Pass	Chk Pass	Chk Pass	Chk Pass	Chk Pass
High Limit								
Low Limit								

Elem	Co2286	Cr2677	Cu3273	Fe2599	K_7664	Li6707	Mg2790	Mn2576
IS Ref	(In2306)	(Y_3600)	(Y_3600)	(Y_3710)	(Y_3710)	(Y_3710)	(Y_3710)	(Y_3600)
Units	ppb	ppb	ppb	ppb	ppb	ppb	ppb	ppb
Avg	.54121	.61581	1.0251	-2.6899	27.287	1.7619	12.804	.02873
Stddev	.28616	.07888	.5523	1.8490	30.956	2.2659	12.370	.02861
%RSD	52.875	12.810	53.874	68.740	113.45	128.61	96.612	99.580
Check ?	Chk Pass	Chk Pass	Chk Pass	Chk Pass	Chk Pass	Chk Pass	Chk Pass	Chk Pass
High Limit								
Low Limit								

Elem	Mo2020	Na5895	Ni2316	Pb2203	Sb2175	Se1960	Sn1899	Ti3372
IS Ref	(Y_2243)	(Y_3710)	(In2306)	(Y_2243)	(Y_2243)	(Y_2243)	(In2306)	(Y_3600)
Units	ppb	ppb	ppb	ppb	ppb	ppb	ppb	ppb
Avg	4.6355	203.13	-.05853	1.3841	-1.458	-1.5551	-.28782	-.08092
Stddev	2.0604	11.37	.31837	1.1235	1.810	2.8404	.10614	.30364
%RSD	44.447	5.5976	543.95	81.174	124.2	182.65	36.876	375.24
Check ?	Chk Pass	Chk Pass	Chk Pass	Chk Pass	Chk Pass	Chk Pass	Chk Pass	Chk Pass
High Limit								
Low Limit								

Sample Name: CCB Acquired: 12/23/2019 11:19:35 Type: QC
Method: 2019 ICP I9 6010 200.7 Methods(v185) Mode: CONC Corr. Factor: 1.000000
User: analyst Custom ID1: Custom ID2: Custom ID3:
Comment:

Elem	Tl1908	V_2908	Zn2062	Si2516	Sr3464
IS Ref	(In2306)	(Y_3710)	(In2306)	(Y_3710)	(Y_3710)
Units	ppb	ppb	ppb	ppb	ppb
Avg	3.5578	-2.9295	1.3897	11.310	1.5933
Stddev	1.1737	.6759	.1613	2.552	5.8885
%RSD	32.989	23.071	11.610	22.567	369.57
Check ?	Chk Pass	Chk Pass	Chk Pass	Chk Pass	Chk Pass
High Limit					
Low Limit					

Int. Std.	In2306	Y_2243	Y_3600	Y_3710
Units	Cts/S	Cts/S	Cts/S	Cts/S
Avg	7417.5	4675.2	47102.	6868.5
Stddev	22.6	11.7	187.	36.9
%RSD	.30530	.25089	.39628	.53684

Sample Name: CCVL-4559316 Acquired: 12/23/2019 11:24:01 Type: QC
Method: 2019 ICP I9 6010 200.7 Methods(v185) Mode: CONC Corr. Factor: 1.000000
User: analyst Custom ID1: Custom ID2: Custom ID3:
Comment:

Elem	Ag3280	Al3082	As1890	B_1826	Ba4554	Be3130	Ca3179	Cd2288
IS Ref	(Y_3600)	(Y_3710)	(Y_2243)	(Y_2243)	(Y_3710)	(Y_3710)	(Y_3710)	(Y_2243)
Units	ppb	ppb	ppb	ppb	ppb	ppb	ppb	ppb
Avg	10.753	213.57	11.354	105.16	206.19	5.2241	4918.7	5.334
Stddev	.437	5.25	1.479	.41	.28	.1229	9.8	.157
%RSD	4.0617	2.4589	13.025	.39033	.13677	2.3524	.19996	2.941
Check ?	Chk Pass	Chk Pass	Chk Pass	Chk Pass	Chk Pass	Chk Pass	Chk Pass	Chk Pass
Value								
Range								

Elem	Co2286	Cr2677	Cu3273	Fe2599	K_7664	Li6707	Mg2790	Mn2576
IS Ref	(In2306)	(Y_3600)	(Y_3600)	(Y_3710)	(Y_3710)	(Y_3710)	(Y_3710)	(Y_3600)
Units	ppb	ppb	ppb	ppb	ppb	ppb	ppb	ppb
Avg	10.138	11.727	27.587	207.55	4771.6	55.145	5239.3	16.690
Stddev	.334	.178	.429	1.29	6.9	1.749	50.7	.129
%RSD	3.2957	1.5218	1.5536	.62177	.14433	3.1709	.96725	.77573
Check ?	Chk Pass	Chk Pass	Chk Pass	Chk Pass	Chk Pass	Chk Pass	Chk Pass	Chk Pass
Value								
Range								

Elem	Mo2020	Na5895	Ni2316	Pb2203	Sb2175	Se1960	Sn1899	Ti3372
IS Ref	(Y_2243)	(Y_3710)	(In2306)	(Y_2243)	(Y_2243)	(Y_2243)	(In2306)	(Y_3600)
Units	ppb	ppb	ppb	ppb	ppb	ppb	ppb	ppb
Avg	35.971	5153.5	40.429	9.6969	16.57	17.284	97.695	55.302
Stddev	.623	16.1	.115	2.2981	2.74	1.044	.836	.413
%RSD	1.7325	.31275	.28457	23.699	16.54	6.0403	.85521	.74695
Check ?	Chk Pass	Chk Pass	Chk Pass	Chk Pass	Chk Pass	Chk Pass	Chk Pass	Chk Pass
Value								
Range								

Sample Name: CCVL-4559316 Acquired: 12/23/2019 11:24:01 Type: QC
Method: 2019 ICP I9 6010 200.7 Methods(v185) Mode: CONC Corr. Factor: 1.000000
User: analyst Custom ID1: Custom ID2: Custom ID3:
Comment:

Elem	Tl1908	V_2908	Zn2062	Si2516	Sr3464
IS Ref	(In2306)	(Y_3710)	(In2306)	(Y_3710)	(Y_3710)
Units	ppb	ppb	ppb	ppb	ppb
Avg	17.548	43.200	49.478	514.56	45.061
Stddev	1.161	4.997	.215	4.49	6.472
%RSD	6.6157	11.568	.43396	.87315	14.364
Check ?	Chk Pass	Chk Pass	Chk Pass	Chk Pass	Chk Pass
Value					
Range					

Int. Std.	In2306	Y_2243	Y_3600	Y_3710
Units	Cts/S	Cts/S	Cts/S	Cts/S
Avg	7175.8	4592.1	46401.	6796.5
Stddev	18.1	13.7	247.	3.8
%RSD	.25256	.29726	.53252	.05544

Sample Name: 460-199047-a-2-b Acquired: 12/23/2019 11:46:41 Type: Unk
Method: 2019 ICP I9 6010 200.7 Methods(v185) Mode: CONC Corr. Factor: 1.000000
User: analyst Custom ID1: Custom ID2: Custom ID3:
Comment:

Elem	Ag3280	Al3082	As1890	B_1826	Ba4554	Be3130
IS Ref	(Y_3600)	(Y_3710)	(Y_2243)	(Y_2243)	(Y_3710)	(Y_3710)
Units	ppb	ppb	ppb	ppb	ppb	ppb
Avg	-.04477	138.55	11.539	8094.4	1323.9	.27177
Stddev	.34181	18.54	2.690	37.0	1.3	.16185
%RSD	763.46	13.378	23.315	.45661	.09496	59.554
Check ?	Chk Pass	Chk Pass	Chk Pass	Chk Pass	Chk Pass	Chk Pass
High Limit						
Low Limit						

Elem	Ca3179	Cd2288	Co2286	Cr2677	Cu3273	Fe2599
IS Ref	(Y_3710)	(Y_2243)	(In2306)	(Y_3600)	(Y_3600)	(Y_3710)
Units	ppb	ppb	ppb	ppb	ppb	ppb
Avg	10104.	1.176	7.0438	11.021	407.29	215.28
Stddev	30.	.248	.2755	.640	2.16	1.94
%RSD	.30081	21.10	3.9109	5.8073	.53123	.89890
Check ?	Chk Pass	Chk Pass	Chk Pass	Chk Pass	Chk Pass	Chk Pass
High Limit						
Low Limit						

Elem	K_7664	Li6707	Mg2790	Mn2576	Mo2020	Na5895
IS Ref	(Y_3710)	(Y_3710)	(Y_3710)	(Y_3600)	(Y_2243)	(Y_3710)
Units	ppb	ppb	ppb	ppb	ppb	ppb
Avg	1004.2	10.200	4844.1	87.926	9.7310	F 1235500.
Stddev	20.9	2.128	15.6	.254	1.4695	2000.
%RSD	2.0802	20.865	.32123	.28885	15.101	.16187
Check ?	Chk Pass	Chk Pass	Chk Pass	Chk Pass	Chk Pass	Chk Fail
High Limit						500000.
Low Limit						-500000.

Sample Name: 460-199047-a-2-b Acquired: 12/23/2019 11:46:41 Type: Unk
Method: 2019 ICP I9 6010 200.7 Methods(v185) Mode: CONC Corr. Factor: 1.000000
User: analyst Custom ID1: Custom ID2: Custom ID3:
Comment:

Elem	Ni2316	Pb2203	Sb2175	Se1960	Sn1899	Ti3372
IS Ref	(In2306)	(Y_2243)	(Y_2243)	(Y_2243)	(In2306)	(Y_3600)
Units	ppb	ppb	ppb	ppb	ppb	ppb
Avg	141.95	23.466	-3.270	4.1759	-.12351	.13101
Stddev	.36	1.322	1.789	2.3848	.37527	.17163
%RSD	.25329	5.6337	54.73	57.108	303.84	131.01
Check ?	Chk Pass	Chk Pass	Chk Pass	Chk Pass	Chk Pass	Chk Pass
High Limit						
Low Limit						

Elem	Tl1908	V_2908	Zn2062	Si2516	Sr3464
IS Ref	(In2306)	(Y_3710)	(In2306)	(Y_3710)	(Y_3710)
Units	ppb	ppb	ppb	ppb	ppb
Avg	-4.2114	27.978	435.39	709.43	25.982
Stddev	1.1233	1.376	1.58	8.24	6.816
%RSD	26.672	4.9169	.36217	1.1619	26.233
Check ?	Chk Pass	Chk Pass	Chk Pass	Chk Pass	Chk Pass
High Limit					
Low Limit					

Int. Std.	In2306	Y_2243	Y_3600	Y_3710
Units	Cts/S	Cts/S	Cts/S	Cts/S
Avg	5960.3	4290.6	41769.	6869.6
Stddev	28.1	22.8	159.	21.6
%RSD	.47207	.53094	.38179	.31490
Check ?	Chk Pass	Chk Pass	Chk Pass	Chk Pass
Value	76.826%	86.997%	78.816%	93.754%
Range				

Sample Name: 460-199047-a-3-b Acquired: 12/23/2019 11:51:06 Type: Unk
Method: 2019 ICP I9 6010 200.7 Methods(v185) Mode: CONC Corr. Factor: 1.000000
User: analyst Custom ID1: Custom ID2: Custom ID3:
Comment:

Elem	Ag3280	Al3082	As1890	B_1826	Ba4554	Be3130
IS Ref	(Y_3600)	(Y_3710)	(Y_2243)	(Y_2243)	(Y_3710)	(Y_3710)
Units	ppb	ppb	ppb	ppb	ppb	ppb
Avg	-.07910	62.949	7.6379	5105.0	1026.7	.18483
Stddev	.96561	8.229	.6801	29.9	2.5	.12318
%RSD	1220.7	13.072	8.9041	.58669	.24465	66.646
Check ?	Chk Pass	Chk Pass	Chk Pass	Chk Pass	Chk Pass	Chk Pass
High Limit						
Low Limit						

Elem	Ca3179	Cd2288	Co2286	Cr2677	Cu3273	Fe2599
IS Ref	(Y_3710)	(Y_2243)	(In2306)	(Y_3600)	(Y_3600)	(Y_3710)
Units	ppb	ppb	ppb	ppb	ppb	ppb
Avg	7677.4	2.899	8.4693	12.331	434.28	5582.4
Stddev	16.6	.384	.2806	.134	2.36	2.4
%RSD	.21598	13.23	3.3126	1.0888	.54298	.04239
Check ?	Chk Pass	Chk Pass	Chk Pass	Chk Pass	Chk Pass	Chk Pass
High Limit						
Low Limit						

Elem	K_7664	Li6707	Mg2790	Mn2576	Mo2020	Na5895
IS Ref	(Y_3710)	(Y_3710)	(Y_3710)	(Y_3600)	(Y_2243)	(Y_3710)
Units	ppb	ppb	ppb	ppb	ppb	ppb
Avg	1218.4	17.700	4551.0	171.51	4.8903	F 1317200.
Stddev	51.4	3.453	21.5	1.14	.4789	19147.
%RSD	4.2170	19.509	.47302	.66753	9.7935	1.4536
Check ?	Chk Pass	Chk Pass	Chk Pass	Chk Pass	Chk Pass	Chk Fail
High Limit						500000.
Low Limit						-500000.

Sample Name: 460-199047-a-3-b Acquired: 12/23/2019 11:51:06 Type: Unk
Method: 2019 ICP I9 6010 200.7 Methods(v185) Mode: CONC Corr. Factor: 1.000000
User: analyst Custom ID1: Custom ID2: Custom ID3:
Comment:

Elem	Ni2316	Pb2203	Sb2175	Se1960	Sn1899	Ti3372
IS Ref	(In2306)	(Y_2243)	(Y_2243)	(Y_2243)	(In2306)	(Y_3600)
Units	ppb	ppb	ppb	ppb	ppb	ppb
Avg	185.03	35.355	-.3031	4.3067	.31233	-.12498
Stddev	1.86	.966	.9191	1.7602	.43700	.22578
%RSD	1.0042	2.7337	303.2	40.871	139.92	180.66
Check ?	Chk Pass	Chk Pass	Chk Pass	Chk Pass	Chk Pass	Chk Pass
High Limit						
Low Limit						

Elem	Tl1908	V_2908	Zn2062	Si2516	Sr3464
IS Ref	(In2306)	(Y_3710)	(In2306)	(Y_3710)	(Y_3710)
Units	ppb	ppb	ppb	ppb	ppb
Avg	-7.7298	22.211	628.33	677.43	29.273
Stddev	1.1521	6.648	5.24	6.04	7.334
%RSD	14.904	29.931	.83334	.89223	25.055
Check ?	Chk Pass	Chk Pass	Chk Pass	Chk Pass	Chk Pass
High Limit					
Low Limit					

Int. Std.	In2306	Y_2243	Y_3600	Y_3710
Units	Cts/S	Cts/S	Cts/S	Cts/S
Avg	5774.6	4168.1	41316.	6963.9
Stddev	20.8	16.7	350.	26.1
%RSD	.36048	.40131	.84831	.37540
Check ?	Chk Pass	Chk Pass	Chk Pass	Chk Pass
Value	74.431%	84.512%	77.960%	95.040%
Range				

Sample Name: 460-199047-a-4-b Acquired: 12/23/2019 11:55:30 Type: Unk
Method: 2019 ICP I9 6010 200.7 Methods(v185) Mode: CONC Corr. Factor: 1.000000
User: analyst Custom ID1: Custom ID2: Custom ID3:
Comment:

Elem	Ag3280	Al3082	As1890	B_1826	Ba4554	Be3130
IS Ref	(Y_3600)	(Y_3710)	(Y_2243)	(Y_2243)	(Y_3710)	(Y_3710)
Units	ppb	ppb	ppb	ppb	ppb	ppb
Avg	-.82881	287.94	10.182	1091.1	1084.0	.20373
Stddev	.08559	30.71	3.668	11.6	3.5	.17868
%RSD	10.327	10.665	36.025	1.0610	.32604	87.703
Check ?	Chk Pass	Chk Pass	Chk Pass	Chk Pass	Chk Pass	Chk Pass
High Limit						
Low Limit						

Elem	Ca3179	Cd2288	Co2286	Cr2677	Cu3273	Fe2599
IS Ref	(Y_3710)	(Y_2243)	(In2306)	(Y_3600)	(Y_3600)	(Y_3710)
Units	ppb	ppb	ppb	ppb	ppb	ppb
Avg	16180.	18.12	34.248	28.113	1223.0	8836.9
Stddev	47.	.17	.665	.276	3.7	28.9
%RSD	.29329	.9570	1.9406	.98068	.29878	.32683
Check ?	Chk Pass	Chk Pass	Chk Pass	Chk Pass	Chk Pass	Chk Pass
High Limit						
Low Limit						

Elem	K_7664	Li6707	Mg2790	Mn2576	Mo2020	Na5895
IS Ref	(Y_3710)	(Y_3710)	(Y_3710)	(Y_3600)	(Y_2243)	(Y_3710)
Units	ppb	ppb	ppb	ppb	ppb	ppb
Avg	1747.4	17.496	4219.0	663.25	4.9052	F 1313600.
Stddev	56.0	3.411	53.2	1.44	.1970	6963.
%RSD	3.2037	19.494	1.2605	.21700	4.0165	.53011
Check ?	Chk Pass	Chk Pass	Chk Pass	Chk Pass	Chk Pass	Chk Fail
High Limit						500000.
Low Limit						-500000.

Sample Name: 460-199047-a-4-b Acquired: 12/23/2019 11:55:30 Type: Unk
Method: 2019 ICP I9 6010 200.7 Methods(v185) Mode: CONC Corr. Factor: 1.000000
User: analyst Custom ID1: Custom ID2: Custom ID3:
Comment:

Elem	Ni2316	Pb2203	Sb2175	Se1960	Sn1899	Ti3372
IS Ref	(In2306)	(Y_2243)	(Y_2243)	(Y_2243)	(In2306)	(Y_3600)
Units	ppb	ppb	ppb	ppb	ppb	ppb
Avg	443.42	57.171	3.833	4.3463	.07649	.29650
Stddev	6.65	3.001	4.097	1.8032	1.5246	.19775
%RSD	1.4997	5.2497	106.9	41.488	1993.2	66.695
Check ?	Chk Pass	Chk Pass	Chk Pass	Chk Pass	Chk Pass	Chk Pass
High Limit						
Low Limit						

Elem	Tl1908	V_2908	Zn2062	Si2516	Sr3464
IS Ref	(In2306)	(Y_3710)	(In2306)	(Y_3710)	(Y_3710)
Units	ppb	ppb	ppb	ppb	ppb
Avg	-3.9499	3.5380	1758.6	796.14	63.300
Stddev	2.2141	2.5566	18.7	7.90	4.038
%RSD	56.054	72.261	1.0624	.99244	6.3797
Check ?	Chk Pass	Chk Pass	Chk Pass	Chk Pass	Chk Pass
High Limit					
Low Limit					

Int. Std.	In2306	Y_2243	Y_3600	Y_3710
Units	Cts/S	Cts/S	Cts/S	Cts/S
Avg	5625.4	4059.7	39260.	6500.5
Stddev	3.9	2.8	183.	64.6
%RSD	.06947	.06968	.46492	.99335
Check ?	Chk Pass	Chk Pass	Chk Pass	Chk Pass
Value	72.509%	82.314%	74.081%	88.716%
Range				

Sample Name: 460-199047-a-5-b Acquired: 12/23/2019 11:59:52 Type: Unk
Method: 2019 ICP I9 6010 200.7 Methods(v185) Mode: CONC Corr. Factor: 1.000000
User: analyst Custom ID1: Custom ID2: Custom ID3:
Comment:

Elem	Ag3280	Al3082	As1890	B_1826	Ba4554	Be3130
IS Ref	(Y_3600)	(Y_3710)	(Y_2243)	(Y_2243)	(Y_3710)	(Y_3710)
Units	ppb	ppb	ppb	ppb	ppb	ppb
Avg	.21968	85.898	12.127	1579.7	1054.4	.12294
Stddev	.84738	24.735	.652	7.7	.2	.16988
%RSD	385.72	28.796	5.3771	.48821	.01708	138.18
Check ?	Chk Pass	Chk Pass	Chk Pass	Chk Pass	Chk Pass	Chk Pass
High Limit						
Low Limit						

Elem	Ca3179	Cd2288	Co2286	Cr2677	Cu3273	Fe2599
IS Ref	(Y_3710)	(Y_2243)	(In2306)	(Y_3600)	(Y_3600)	(Y_3710)
Units	ppb	ppb	ppb	ppb	ppb	ppb
Avg	7836.3	1.988	12.584	11.396	437.90	98.075
Stddev	14.8	.093	.291	.074	1.16	1.891
%RSD	.18897	4.667	2.3161	.65346	.26403	1.9279
Check ?	Chk Pass	Chk Pass	Chk Pass	Chk Pass	Chk Pass	Chk Pass
High Limit						
Low Limit						

Elem	K_7664	Li6707	Mg2790	Mn2576	Mo2020	Na5895
IS Ref	(Y_3710)	(Y_3710)	(Y_3710)	(Y_3600)	(Y_2243)	(Y_3710)
Units	ppb	ppb	ppb	ppb	ppb	ppb
Avg	1004.8	13.567	6182.5	176.47	16.749	F 1160700.
Stddev	92.5	3.434	32.2	.72	.177	10781.
%RSD	9.2081	25.314	.52118	.40904	1.0594	.92878
Check ?	Chk Pass	Chk Pass	Chk Pass	Chk Pass	Chk Pass	Chk Fail
High Limit						500000.
Low Limit						-500000.

Sample Name: 460-199047-a-5-b Acquired: 12/23/2019 11:59:52 Type: Unk
Method: 2019 ICP I9 6010 200.7 Methods(v185) Mode: CONC Corr. Factor: 1.000000
User: analyst Custom ID1: Custom ID2: Custom ID3:
Comment:

Elem	Ni2316	Pb2203	Sb2175	Se1960	Sn1899	Ti3372
IS Ref	(In2306)	(Y_2243)	(Y_2243)	(Y_2243)	(In2306)	(Y_3600)
Units	ppb	ppb	ppb	ppb	ppb	ppb
Avg	286.82	62.292	-.6068	.21171	-.02037	-.20806
Stddev	1.39	1.112	1.501	3.7947	.72103	.29010
%RSD	.48298	1.7847	247.4	1792.4	3540.2	139.43
Check ?	Chk Pass	Chk Pass	Chk Pass	Chk Pass	Chk Pass	Chk Pass
High Limit						
Low Limit						

Elem	Tl1908	V_2908	Zn2062	Si2516	Sr3464
IS Ref	(In2306)	(Y_3710)	(In2306)	(Y_3710)	(Y_3710)
Units	ppb	ppb	ppb	ppb	ppb
Avg	-2.5998	36.714	670.43	753.27	25.675
Stddev	2.2884	5.566	5.89	18.22	2.308
%RSD	88.023	15.161	.87807	2.4184	8.9897
Check ?	Chk Pass	Chk Pass	Chk Pass	Chk Pass	Chk Pass
High Limit					
Low Limit					

Int. Std.	In2306	Y_2243	Y_3600	Y_3710
Units	Cts/S	Cts/S	Cts/S	Cts/S
Avg	5761.4	4138.1	39790.	6452.3
Stddev	33.4	20.1	93.	54.4
%RSD	.57909	.48574	.23482	.84336
Check ?	Chk Pass	Chk Pass	Chk Pass	Chk Pass
Value	74.262%	83.904%	75.081%	88.058%
Range				

Sample Name: 240-123928-b-1-c Acquired: 12/23/2019 12:04:17 Type: Unk
Method: 2019 ICP I9 6010 200.7 Methods(v185) Mode: CONC Corr. Factor: 1.000000
User: analyst Custom ID1: Custom ID2: Custom ID3:
Comment:

Elem	Ag3280	Al3082	As1890	B_1826	Ba4554	Be3130
IS Ref	(Y_3600)	(Y_3710)	(Y_2243)	(Y_2243)	(Y_3710)	(Y_3710)
Units	ppb	ppb	ppb	ppb	ppb	ppb
Avg	-.81186	34.659	-2.5752	1884.9	1064.9	.03404
Stddev	.56649	17.517	1.8344	12.0	3.4	.07079
%RSD	69.777	50.541	71.235	.63927	.32089	207.94
Check ?	Chk Pass	Chk Pass	Chk Pass	Chk Pass	Chk Pass	Chk Pass
High Limit						
Low Limit						

Elem	Ca3179	Cd2288	Co2286	Cr2677	Cu3273	Fe2599
IS Ref	(Y_3710)	(Y_2243)	(In2306)	(Y_3600)	(Y_3600)	(Y_3710)
Units	ppb	ppb	ppb	ppb	ppb	ppb
Avg	384100.	.0547	23.209	5.3957	2.7425	1512.0
Stddev	6183.	.2003	.826	.3722	.3983	3.4
%RSD	1.6098	366.4	3.5610	6.8975	14.523	.22302
Check ?	Chk Pass	Chk Pass	Chk Pass	Chk Pass	Chk Pass	Chk Pass
High Limit						
Low Limit						

Elem	K_7664	Li6707	Mg2790	Mn2576	Mo2020	Na5895
IS Ref	(Y_3710)	(Y_3710)	(Y_3710)	(Y_3600)	(Y_2243)	(Y_3710)
Units	ppb	ppb	ppb	ppb	ppb	ppb
Avg	3224.3	15.285	13970.	2687.0	-6.0548	F 947270.
Stddev	54.0	4.274	27.	8.1	.2174	22779.
%RSD	1.6748	27.964	.19347	.29966	3.5898	2.4047
Check ?	Chk Pass	Chk Pass	Chk Pass	Chk Pass	Chk Pass	Chk Fail
High Limit						500000.
Low Limit						-500000.

Sample Name: 240-123928-b-1-c Acquired: 12/23/2019 12:04:17 Type: Unk
Method: 2019 ICP I9 6010 200.7 Methods(v185) Mode: CONC Corr. Factor: 1.000000
User: analyst Custom ID1: Custom ID2: Custom ID3:
Comment:

Elem	Ni2316	Pb2203	Sb2175	Se1960	Sn1899	Ti3372
IS Ref	(In2306)	(Y_2243)	(Y_2243)	(Y_2243)	(In2306)	(Y_3600)
Units	ppb	ppb	ppb	ppb	ppb	ppb
Avg	177.52	2.3311	70.90	-.04432	-.83150	-.44662
Stddev	1.94	.7114	2.96	1.4826	.56493	.37026
%RSD	1.0926	30.517	4.168	3345.2	67.941	82.902
Check ?	Chk Pass	Chk Pass	Chk Pass	Chk Pass	Chk Pass	Chk Pass
High Limit						
Low Limit						

Elem	Tl1908	V_2908	Zn2062	Si2516	Sr3464
IS Ref	(In2306)	(Y_3710)	(In2306)	(Y_3710)	(Y_3710)
Units	ppb	ppb	ppb	ppb	ppb
Avg	-5.1825	1.2476	4283.5	8122.6	1153.7
Stddev	.8791	4.3459	25.0	34.7	12.6
%RSD	16.963	348.33	.58279	.42707	1.0942
Check ?	Chk Pass	Chk Pass	Chk Pass	Chk Pass	Chk Pass
High Limit					
Low Limit					

Int. Std.	In2306	Y_2243	Y_3600	Y_3710
Units	Cts/S	Cts/S	Cts/S	Cts/S
Avg	5542.0	4003.9	39898.	6374.1
Stddev	52.0	36.7	139.	25.1
%RSD	.93838	.91638	.34839	.39394
Check ?	Chk Pass	Chk Pass	Chk Pass	Chk Pass
Value	71.434%	81.183%	75.285%	86.991%
Range				

Sample Name: 240-123929-c-1-c Acquired: 12/23/2019 12:08:47 Type: Unk
Method: 2019 ICP I9 6010 200.7 Methods(v185) Mode: CONC Corr. Factor: 1.000000
User: analyst Custom ID1: Custom ID2: Custom ID3:
Comment:

Elem	Ag3280	Al3082	As1890	B_1826	Ba4554	Be3130
IS Ref	(Y_3600)	(Y_3710)	(Y_2243)	(Y_2243)	(Y_3710)	(Y_3710)
Units	ppb	ppb	ppb	ppb	ppb	ppb
Avg	.15759	-16.344	.79886	1690.8	1074.7	.29623
Stddev	.48194	25.117	.44460	13.3	.7	.12708
%RSD	305.82	153.68	55.655	.78851	.06877	42.899
Check ?	Chk Pass	Chk Pass	Chk Pass	Chk Pass	Chk Pass	Chk Pass
High Limit						
Low Limit						

Elem	Ca3179	Cd2288	Co2286	Cr2677	Cu3273	Fe2599
IS Ref	(Y_3710)	(Y_2243)	(In2306)	(Y_3600)	(Y_3600)	(Y_3710)
Units	ppb	ppb	ppb	ppb	ppb	ppb
Avg	500760.	.2630	21.537	5.8318	1.8059	935.38
Stddev	2885.	.3036	.177	.4797	1.7180	5.56
%RSD	.57623	115.4	.82124	8.2257	95.133	.59400
Check ?	Chk Pass	Chk Pass	Chk Pass	Chk Pass	Chk Pass	Chk Pass
High Limit						
Low Limit						

Elem	K_7664	Li6707	Mg2790	Mn2576	Mo2020	Na5895
IS Ref	(Y_3710)	(Y_3710)	(Y_3710)	(Y_3600)	(Y_2243)	(Y_3710)
Units	ppb	ppb	ppb	ppb	ppb	ppb
Avg	3169.4	25.373	23372.	4909.2	-5.4845	F 940280.
Stddev	39.2	4.231	65.	48.5	.3848	12466.
%RSD	1.2378	16.673	.27920	.98703	7.0153	1.3258
Check ?	Chk Pass	Chk Pass	Chk Pass	Chk Pass	Chk Pass	Chk Fail
High Limit						500000.
Low Limit						-500000.

Sample Name: 240-123929-c-1-c Acquired: 12/23/2019 12:08:47 Type: Unk
Method: 2019 ICP I9 6010 200.7 Methods(v185) Mode: CONC Corr. Factor: 1.000000
User: analyst Custom ID1: Custom ID2: Custom ID3:
Comment:

Elem	Ni2316	Pb2203	Sb2175	Se1960	Sn1899	Ti3372
IS Ref	(In2306)	(Y_2243)	(Y_2243)	(Y_2243)	(In2306)	(Y_3600)
Units	ppb	ppb	ppb	ppb	ppb	ppb
Avg	86.065	2.7933	50.32	-.77621	-.65578	-.67541
Stddev	1.732	1.0854	2.19	.43723	.37583	.24725
%RSD	2.0120	38.858	4.357	56.329	57.311	36.608
Check ?	Chk Pass	Chk Pass	Chk Pass	Chk Pass	Chk Pass	Chk Pass
High Limit						
Low Limit						

Elem	Tl1908	V_2908	Zn2062	Si2516	Sr3464
IS Ref	(In2306)	(Y_3710)	(In2306)	(Y_3710)	(Y_3710)
Units	ppb	ppb	ppb	ppb	ppb
Avg	-5.8705	-6.7334	381.83	8507.1	1877.9
Stddev	2.1183	3.1758	5.04	37.3	1.2
%RSD	36.084	47.166	1.3192	.43807	.06473
Check ?	Chk Pass	Chk Pass	Chk Pass	Chk Pass	Chk Pass
High Limit					
Low Limit					

Int. Std.	In2306	Y_2243	Y_3600	Y_3710
Units	Cts/S	Cts/S	Cts/S	Cts/S
Avg	5568.4	4024.7	39980.	6484.9
Stddev	8.2	13.8	176.	23.1
%RSD	.14718	.34307	.43920	.35688
Check ?	Chk Pass	Chk Pass	Chk Pass	Chk Pass
Value	71.775%	81.605%	75.441%	88.504%
Range				

Sample Name: 240-124026-a-1-d Acquired: 12/23/2019 12:13:28 Type: Unk
Method: 2019 ICP I9 6010 200.7 Methods(v185) Mode: CONC Corr. Factor: 1.000000
User: analyst Custom ID1: Custom ID2: Custom ID3:
Comment:

Elem	Ag3280	Al3082	As1890	B_1826	Ba4554	Be3130
IS Ref	(Y_3600)	(Y_3710)	(Y_2243)	(Y_2243)	(Y_3710)	(Y_3710)
Units	ppb	ppb	ppb	ppb	ppb	ppb
Avg	-.47379	171.24	1.0095	1038.3	83.966	.08232
Stddev	.32503	10.85	.6610	6.6	.459	.19163
%RSD	68.602	6.3361	65.478	.64010	.54611	232.77
Check ?	Chk Pass	Chk Pass	Chk Pass	Chk Pass	Chk Pass	Chk Pass
High Limit						
Low Limit						

Elem	Ca3179	Cd2288	Co2286	Cr2677	Cu3273	Fe2599
IS Ref	(Y_3710)	(Y_2243)	(In2306)	(Y_3600)	(Y_3600)	(Y_3710)
Units	ppb	ppb	ppb	ppb	ppb	ppb
Avg	14429.	.2632	3.0020	17.240	14.441	4259.2
Stddev	77.	.0681	.3244	.274	.870	16.9
%RSD	.53125	25.86	10.805	1.5884	6.0231	.39657
Check ?	Chk Pass	Chk Pass	Chk Pass	Chk Pass	Chk Pass	Chk Pass
High Limit						
Low Limit						

Elem	K_7664	Li6707	Mg2790	Mn2576	Mo2020	Na5895
IS Ref	(Y_3710)	(Y_3710)	(Y_3710)	(Y_3600)	(Y_2243)	(Y_3710)
Units	ppb	ppb	ppb	ppb	ppb	ppb
Avg	1397.9	9.4599	2221.5	71.379	-3.5997	F 1222400.
Stddev	8.6	2.0373	14.9	.340	.3949	12311.
%RSD	.61235	21.537	.67150	.47612	10.970	1.0072
Check ?	Chk Pass	Chk Pass	Chk Pass	Chk Pass	Chk Pass	Chk Fail
High Limit						500000.
Low Limit						-500000.

Sample Name: 240-124026-a-1-d Acquired: 12/23/2019 12:13:28 Type: Unk
Method: 2019 ICP I9 6010 200.7 Methods(v185) Mode: CONC Corr. Factor: 1.000000
User: analyst Custom ID1: Custom ID2: Custom ID3:
Comment:

Elem	Ni2316	Pb2203	Sb2175	Se1960	Sn1899	Ti3372
IS Ref	(In2306)	(Y_2243)	(Y_2243)	(Y_2243)	(In2306)	(Y_3600)
Units	ppb	ppb	ppb	ppb	ppb	ppb
Avg	18.796	2.9752	-2.061	5.8585	.40780	-.16824
Stddev	.922	.7153	1.491	2.2369	.46552	.28455
%RSD	4.9057	24.043	72.35	38.182	114.16	169.14
Check ?	Chk Pass	Chk Pass	Chk Pass	Chk Pass	Chk Pass	Chk Pass
High Limit						
Low Limit						

Elem	Tl1908	V_2908	Zn2062	Si2516	Sr3464
IS Ref	(In2306)	(Y_3710)	(In2306)	(Y_3710)	(Y_3710)
Units	ppb	ppb	ppb	ppb	ppb
Avg	-6.4730	-4.0006	205.51	1317.9	80.846
Stddev	1.2831	4.8442	2.16	2.2	1.575
%RSD	19.823	121.09	1.0519	.16813	1.9476
Check ?	Chk Pass	Chk Pass	Chk Pass	Chk Pass	Chk Pass
High Limit					
Low Limit					

Int. Std.	In2306	Y_2243	Y_3600	Y_3710
Units	Cts/S	Cts/S	Cts/S	Cts/S
Avg	5859.7	4224.3	41201.	6727.3
Stddev	29.9	17.0	125.	11.0
%RSD	.51100	.40218	.30353	.16422
Check ?	Chk Pass	Chk Pass	Chk Pass	Chk Pass
Value	75.528%	85.652%	77.743%	91.811%
Range				

Sample Name: 240-124027-a-1-d Acquired: 12/23/2019 12:17:56 Type: Unk
Method: 2019 ICP I9 6010 200.7 Methods(v185) Mode: CONC Corr. Factor: 1.000000
User: analyst Custom ID1: Custom ID2: Custom ID3:
Comment:

Elem	Ag3280	Al3082	As1890	B_1826	Ba4554	Be3130
IS Ref	(Y_3600)	(Y_3710)	(Y_2243)	(Y_2243)	(Y_3710)	(Y_3710)
Units	ppb	ppb	ppb	ppb	ppb	ppb
Avg	-.10945	298.60	2.8034	1170.3	91.883	.28483
Stddev	.20504	18.59	1.5568	5.7	.446	.17622
%RSD	187.34	6.2250	55.531	.48445	.48582	61.868
Check ?	Chk Pass	Chk Pass	Chk Pass	Chk Pass	Chk Pass	Chk Pass
High Limit						
Low Limit						

Elem	Ca3179	Cd2288	Co2286	Cr2677	Cu3273	Fe2599
IS Ref	(Y_3710)	(Y_2243)	(In2306)	(Y_3600)	(Y_3600)	(Y_3710)
Units	ppb	ppb	ppb	ppb	ppb	ppb
Avg	48161.	.3721	1.3505	7.1349	9.9585	208.87
Stddev	152.	.1508	.0958	.7858	.6280	.89
%RSD	.31616	40.53	7.0910	11.014	6.3065	.42437
Check ?	Chk Pass	Chk Pass	Chk Pass	Chk Pass	Chk Pass	Chk Pass
High Limit						
Low Limit						

Elem	K_7664	Li6707	Mg2790	Mn2576	Mo2020	Na5895
IS Ref	(Y_3710)	(Y_3710)	(Y_3710)	(Y_3600)	(Y_2243)	(Y_3710)
Units	ppb	ppb	ppb	ppb	ppb	ppb
Avg	1938.0	8.7495	11714.	38.921	-8.6194	F 1210800.
Stddev	58.2	3.0640	28.	.086	.2269	7672.
%RSD	3.0027	35.019	.23965	.22057	2.6324	.63363
Check ?	Chk Pass	Chk Pass	Chk Pass	Chk Pass	Chk Pass	Chk Fail
High Limit						500000.
Low Limit						-500000.

Sample Name: 240-124027-a-1-d Acquired: 12/23/2019 12:17:56 Type: Unk
Method: 2019 ICP I9 6010 200.7 Methods(v185) Mode: CONC Corr. Factor: 1.000000
User: analyst Custom ID1: Custom ID2: Custom ID3:
Comment:

Elem	Ni2316	Pb2203	Sb2175	Se1960	Sn1899	Ti3372
IS Ref	(In2306)	(Y_2243)	(Y_2243)	(Y_2243)	(In2306)	(Y_3600)
Units	ppb	ppb	ppb	ppb	ppb	ppb
Avg	8.5385	2.2294	2.706	1.3109	-.05674	.22396
Stddev	.3358	1.3097	4.290	3.3184	.43114	.33604
%RSD	3.9327	58.748	158.5	253.13	759.91	150.04
Check ?	Chk Pass	Chk Pass	Chk Pass	Chk Pass	Chk Pass	Chk Pass
High Limit						
Low Limit						

Elem	Tl1908	V_2908	Zn2062	Si2516	Sr3464
IS Ref	(In2306)	(Y_3710)	(In2306)	(Y_3710)	(Y_3710)
Units	ppb	ppb	ppb	ppb	ppb
Avg	-6.8997	-2.2334	232.01	4927.8	639.54
Stddev	2.5801	3.4789	2.75	47.5	2.80
%RSD	37.395	155.77	1.1844	.96454	.43799
Check ?	Chk Pass	Chk Pass	Chk Pass	Chk Pass	Chk Pass
High Limit					
Low Limit					

Int. Std.	In2306	Y_2243	Y_3600	Y_3710
Units	Cts/S	Cts/S	Cts/S	Cts/S
Avg	5729.0	4155.8	41296.	6745.4
Stddev	31.9	22.7	62.	25.7
%RSD	.55744	.54574	.15092	.38135
Check ?	Chk Pass	Chk Pass	Chk Pass	Chk Pass
Value	73.845%	84.264%	77.923%	92.059%
Range				

Sample Name: 240-124029-b-1-e Acquired: 12/23/2019 12:22:23 Type: Unk
Method: 2019 ICP I9 6010 200.7 Methods(v185) Mode: CONC Corr. Factor: 1.000000
User: analyst Custom ID1: Custom ID2: Custom ID3:
Comment:

Elem	Ag3280	Al3082	As1890	B_1826	Ba4554	Be3130
IS Ref	(Y_3600)	(Y_3710)	(Y_2243)	(Y_2243)	(Y_3710)	(Y_3710)
Units	ppb	ppb	ppb	ppb	ppb	ppb
Avg	-.08639	28.820	.69770	1195.4	55.930	.06643
Stddev	.80162	12.263	3.1868	5.6	.420	.29230
%RSD	927.95	42.551	456.76	.47260	.75172	440.01
Check ?	Chk Pass	Chk Pass	Chk Pass	Chk Pass	Chk Pass	Chk Pass
High Limit						
Low Limit						

Elem	Ca3179	Cd2288	Co2286	Cr2677	Cu3273	Fe2599
IS Ref	(Y_3710)	(Y_2243)	(In2306)	(Y_3600)	(Y_3600)	(Y_3710)
Units	ppb	ppb	ppb	ppb	ppb	ppb
Avg	6435.1	.0816	1.6221	6.2776	10.317	275.64
Stddev	26.1	.1461	.0865	.4782	.336	.31
%RSD	.40517	178.9	5.3347	7.6176	3.2571	.11107
Check ?	Chk Pass	Chk Pass	Chk Pass	Chk Pass	Chk Pass	Chk Pass
High Limit						
Low Limit						

Elem	K_7664	Li6707	Mg2790	Mn2576	Mo2020	Na5895
IS Ref	(Y_3710)	(Y_3710)	(Y_3710)	(Y_3600)	(Y_2243)	(Y_3710)
Units	ppb	ppb	ppb	ppb	ppb	ppb
Avg	5189.3	5.9759	1045.3	9.7233	-8.9923	F 1191800.
Stddev	20.1	1.2275	16.1	.1224	.3555	17587.
%RSD	.38710	20.540	1.5370	1.2591	3.9540	1.4756
Check ?	Chk Pass	Chk Pass	Chk Pass	Chk Pass	Chk Pass	Chk Fail
High Limit						500000.
Low Limit						-500000.

Sample Name: 240-124029-b-1-e Acquired: 12/23/2019 12:22:23 Type: Unk
Method: 2019 ICP I9 6010 200.7 Methods(v185) Mode: CONC Corr. Factor: 1.000000
User: analyst Custom ID1: Custom ID2: Custom ID3:
Comment:

Elem	Ni2316	Pb2203	Sb2175	Se1960	Sn1899	Ti3372
IS Ref	(In2306)	(Y_2243)	(Y_2243)	(Y_2243)	(In2306)	(Y_3600)
Units	ppb	ppb	ppb	ppb	ppb	ppb
Avg	3.5602	2.8614	28.87	3.6553	-.21556	.58242
Stddev	.4606	2.7799	.77	1.5415	.99873	.22439
%RSD	12.937	97.152	2.680	42.171	463.33	38.528
Check ?	Chk Pass	Chk Pass	Chk Pass	Chk Pass	Chk Pass	Chk Pass
High Limit						
Low Limit						

Elem	Tl1908	V_2908	Zn2062	Si2516	Sr3464
IS Ref	(In2306)	(Y_3710)	(In2306)	(Y_3710)	(Y_3710)
Units	ppb	ppb	ppb	ppb	ppb
Avg	-7.2599	-2.5105	1140.4	457.95	1.9804
Stddev	1.2519	3.0644	8.5	3.20	2.6692
%RSD	17.243	122.06	.74129	.69901	134.78
Check ?	Chk Pass	Chk Pass	Chk Pass	Chk Pass	Chk Pass
High Limit					
Low Limit					

Int. Std.	In2306	Y_2243	Y_3600	Y_3710
Units	Cts/S	Cts/S	Cts/S	Cts/S
Avg	5801.7	4163.5	40760.	6767.7
Stddev	11.2	5.9	305.	16.3
%RSD	.19347	.14099	.74895	.24057
Check ?	Chk Pass	Chk Pass	Chk Pass	Chk Pass
Value	74.782%	84.420%	76.911%	92.362%
Range				

Sample Name: 240-124030-b-1-b Acquired: 12/23/2019 12:26:51 Type: Unk
Method: 2019 ICP I9 6010 200.7 Methods(v185) Mode: CONC Corr. Factor: 1.000000
User: analyst Custom ID1: Custom ID2: Custom ID3:
Comment:

Elem	Ag3280	Al3082	As1890	B_1826	Ba4554	Be3130
IS Ref	(Y_3600)	(Y_3710)	(Y_2243)	(Y_2243)	(Y_3710)	(Y_3710)
Units	ppb	ppb	ppb	ppb	ppb	ppb
Avg	-.47150	1170.8	3.3955	1167.5	50.572	.18391
Stddev	.60224	10.3	1.4175	7.1	.521	.08659
%RSD	127.73	.88176	41.748	.60982	1.0304	47.083
Check ?	Chk Pass	Chk Pass	Chk Pass	Chk Pass	Chk Pass	Chk Pass
High Limit						
Low Limit						

Elem	Ca3179	Cd2288	Co2286	Cr2677	Cu3273	Fe2599
IS Ref	(Y_3710)	(Y_2243)	(In2306)	(Y_3600)	(Y_3600)	(Y_3710)
Units	ppb	ppb	ppb	ppb	ppb	ppb
Avg	7301.0	.9852	2.9280	17.989	7.1599	22001.
Stddev	73.0	.0940	.3057	.202	.2078	175.
%RSD	.99959	9.539	10.441	1.1239	2.9019	.79335
Check ?	Chk Pass	Chk Pass	Chk Pass	Chk Pass	Chk Pass	Chk Pass
High Limit						
Low Limit						

Elem	K_7664	Li6707	Mg2790	Mn2576	Mo2020	Na5895
IS Ref	(Y_3710)	(Y_3710)	(Y_3710)	(Y_3600)	(Y_2243)	(Y_3710)
Units	ppb	ppb	ppb	ppb	ppb	ppb
Avg	1890.2	8.4652	870.62	274.35	97.055	F 1222300.
Stddev	60.6	2.0798	9.60	1.05	1.299	13369.
%RSD	3.2055	24.568	1.1027	.38241	1.3381	1.0937
Check ?	Chk Pass	Chk Pass	Chk Pass	Chk Pass	Chk Pass	Chk Fail
High Limit						500000.
Low Limit						-500000.

Sample Name: 240-124030-b-1-b Acquired: 12/23/2019 12:26:51 Type: Unk
Method: 2019 ICP I9 6010 200.7 Methods(v185) Mode: CONC Corr. Factor: 1.000000
User: analyst Custom ID1: Custom ID2: Custom ID3:
Comment:

Elem	Ni2316	Pb2203	Sb2175	Se1960	Sn1899	Ti3372
IS Ref	(In2306)	(Y_2243)	(Y_2243)	(Y_2243)	(In2306)	(Y_3600)
Units	ppb	ppb	ppb	ppb	ppb	ppb
Avg	8.6120	360.81	-.6586	-2.4228	.24643	1.0330
Stddev	.7353	2.52	.5104	5.6824	1.5103	.2403
%RSD	8.5378	.69913	77.50	234.54	612.90	23.259
Check ?	Chk Pass	Chk Pass	Chk Pass	Chk Pass	Chk Pass	Chk Pass
High Limit						
Low Limit						

Elem	Tl1908	V_2908	Zn2062	Si2516	Sr3464
IS Ref	(In2306)	(Y_3710)	(In2306)	(Y_3710)	(Y_3710)
Units	ppb	ppb	ppb	ppb	ppb
Avg	-4.8187	-7.1183	193.76	1326.4	8.0827
Stddev	1.9526	4.1343	1.56	9.2	7.5352
%RSD	40.521	58.080	.80460	.69638	93.227
Check ?	Chk Pass	Chk Pass	Chk Pass	Chk Pass	Chk Pass
High Limit					
Low Limit					

Int. Std.	In2306	Y_2243	Y_3600	Y_3710
Units	Cts/S	Cts/S	Cts/S	Cts/S
Avg	5651.5	4100.0	40388.	6518.8
Stddev	17.6	16.3	218.	10.4
%RSD	.31072	.39732	.53972	.15978
Check ?	Chk Pass	Chk Pass	Chk Pass	Chk Pass
Value	72.845%	83.133%	76.209%	88.965%
Range				

Sample Name: CCV-4543978 Acquired: 12/23/2019 12:31:18 Type: QC
Method: 2019 ICP I9 6010 200.7 Methods(v185) Mode: CONC Corr. Factor: 1.000000
User: analyst Custom ID1: Custom ID2: Custom ID3:
Comment:

Elem	Ag3280	Al3082	As1890	B_1826	Ba4554	Be3130	Ca3179	Cd2288
IS Ref	(Y_3600)	(Y_3710)	(Y_2243)	(Y_2243)	(Y_3710)	(Y_3710)	(Y_3710)	(Y_2243)
Units	ppb	ppb	ppb	ppb	ppb	ppb	ppb	ppb
Avg	1020.8	47588.	1987.2	5060.3	2008.3	2059.7	47836.	1965.
Stddev	1.2	130.	7.3	7.3	6.1	10.1	126.	3.
%RSD	.11409	.27352	.36886	.14508	.30393	.48829	.26266	.1430
Check ?	Chk Pass	Chk Pass	Chk Pass	Chk Pass	Chk Pass	Chk Pass	Chk Pass	Chk Pass
Value								
Range								

Elem	Co2286	Cr2677	Cu3273	Fe2599	K_7664	Li6707	Mg2790	Mn2576
IS Ref	(In2306)	(Y_3600)	(Y_3600)	(Y_3710)	(Y_3710)	(Y_3710)	(Y_3710)	(Y_3600)
Units	ppb	ppb	ppb	ppb	ppb	ppb	ppb	ppb
Avg	2037.2	2037.8	2040.2	49116.	46388.	2034.2	50172.	2138.0
Stddev	1.4	2.9	2.6	161.	167.	5.0	171.	4.3
%RSD	.06920	.14409	.12599	.32769	.36034	.24375	.34020	.20212
Check ?	Chk Pass	Chk Pass	Chk Pass	Chk Pass	Chk Pass	Chk Pass	Chk Pass	Chk Pass
Value								
Range								

Elem	Mo2020	Na5895	Ni2316	Pb2203	Sb2175	Se1960	Sn1899	Ti3372
IS Ref	(Y_2243)	(Y_3710)	(In2306)	(Y_2243)	(Y_2243)	(Y_2243)	(In2306)	(Y_3600)
Units	ppb	ppb	ppb	ppb	ppb	ppb	ppb	ppb
Avg	2028.6	49044.	2032.3	1916.4	1944.	1961.7	2032.4	2190.9
Stddev	21.7	90.	2.3	6.7	3.	4.1	4.9	3.4
%RSD	1.0707	.18300	.11495	.35090	.1580	.20754	.24258	.15504
Check ?	Chk Pass	Chk Pass	Chk Pass	Chk Pass	Chk Pass	Chk Pass	Chk Pass	Chk Pass
Value								
Range								

Sample Name: CCV-4543978 Acquired: 12/23/2019 12:31:18 Type: QC
Method: 2019 ICP I9 6010 200.7 Methods(v185) Mode: CONC Corr. Factor: 1.000000
User: analyst Custom ID1: Custom ID2: Custom ID3:
Comment:

Elem	Tl1908	V_2908	Zn2062	Si2516	Sr3464
IS Ref	(In2306)	(Y_3710)	(In2306)	(Y_3710)	(Y_3710)
Units	ppb	ppb	ppb	ppb	ppb
Avg	1994.4	1913.4	2099.3	19515.	1867.1
Stddev	12.9	6.7	3.3	98.	17.0
%RSD	.64802	.34837	.15906	.50374	.90796
Check ?	Chk Pass	Chk Pass	Chk Pass	Chk Pass	Chk Pass
Value					
Range					

Int. Std.	In2306	Y_2243	Y_3600	Y_3710
Units	Cts/S	Cts/S	Cts/S	Cts/S
Avg	6351.9	4407.9	44148.	6624.5
Stddev	3.4	3.3	151.	39.9
%RSD	.05401	.07408	.34163	.60289

Sample Name: CCB Acquired: 12/23/2019 12:35:16 Type: QC
Method: 2019 ICP I9 6010 200.7 Methods(v185) Mode: CONC Corr. Factor: 1.000000
User: analyst Custom ID1: Custom ID2: Custom ID3:
Comment:

Elem	Ag3280	Al3082	As1890	B_1826	Ba4554	Be3130	Ca3179	Cd2288
IS Ref	(Y_3600)	(Y_3710)	(Y_2243)	(Y_2243)	(Y_3710)	(Y_3710)	(Y_3710)	(Y_2243)
Units	ppb	ppb	ppb	ppb	ppb	ppb	ppb	ppb
Avg	.88002	4.1882	-3.3777	9.4600	.84433	.13349	-58.180	.0539
Stddev	.48976	21.312	1.2904	.4151	.19334	.19516	2.464	.1702
%RSD	55.653	508.87	38.204	4.3875	22.899	146.19	4.2346	315.7
Check ?	Chk Pass	Chk Pass	Chk Pass	Chk Pass	Chk Pass	Chk Pass	Chk Pass	Chk Pass
High Limit								
Low Limit								

Elem	Co2286	Cr2677	Cu3273	Fe2599	K_7664	Li6707	Mg2790	Mn2576
IS Ref	(In2306)	(Y_3600)	(Y_3600)	(Y_3710)	(Y_3710)	(Y_3710)	(Y_3710)	(Y_3600)
Units	ppb	ppb	ppb	ppb	ppb	ppb	ppb	ppb
Avg	.45969	.58038	.43414	-.66345	68.144	3.1026	-.60084	-.07526
Stddev	.18382	.13083	.35645	1.9190	61.833	3.6757	19.495	.04375
%RSD	39.989	22.542	82.104	289.24	90.739	118.47	3244.6	58.127
Check ?	Chk Pass	Chk Pass	Chk Pass	Chk Pass	Chk Pass	Chk Pass	Chk Pass	Chk Pass
High Limit								
Low Limit								

Elem	Mo2020	Na5895	Ni2316	Pb2203	Sb2175	Se1960	Sn1899	Ti3372
IS Ref	(Y_2243)	(Y_3710)	(In2306)	(Y_2243)	(Y_2243)	(Y_2243)	(In2306)	(Y_3600)
Units	ppb	ppb	ppb	ppb	ppb	ppb	ppb	ppb
Avg	4.9259	278.07	.11034	.67947	-1.450	-.45821	-.96284	-.39315
Stddev	2.4840	3.88	.16220	.47259	2.026	1.3103	.21341	.44069
%RSD	50.428	1.3953	147.00	69.553	139.7	285.96	22.165	112.09
Check ?	Chk Pass	Chk Pass	Chk Pass	Chk Pass	Chk Pass	Chk Pass	Chk Pass	Chk Pass
High Limit								
Low Limit								

Sample Name: CCB Acquired: 12/23/2019 12:35:16 Type: QC
Method: 2019 ICP I9 6010 200.7 Methods(v185) Mode: CONC Corr. Factor: 1.000000
User: analyst Custom ID1: Custom ID2: Custom ID3:
Comment:

Elem	Tl1908	V_2908	Zn2062	Si2516	Sr3464
IS Ref	(In2306)	(Y_3710)	(In2306)	(Y_3710)	(Y_3710)
Units	ppb	ppb	ppb	ppb	ppb
Avg	3.6427	-1.6453	-2.2654	4.4793	3.0526
Stddev	.4596	1.1909	.1626	6.7119	2.8129
%RSD	12.616	72.381	7.1776	149.84	92.149
Check ?	Chk Pass	Chk Pass	Chk Pass	Chk Pass	Chk Pass
High Limit					
Low Limit					

Int. Std.	In2306	Y_2243	Y_3600	Y_3710
Units	Cts/S	Cts/S	Cts/S	Cts/S
Avg	7495.8	4731.4	48395.	6904.5
Stddev	16.2	9.0	215.	20.1
%RSD	.21603	.19009	.44418	.29055

Sample Name: 240-124062-c-6-c Acquired: 12/23/2019 12:39:42 Type: Unk
Method: 2019 ICP I9 6010 200.7 Methods(v185) Mode: CONC Corr. Factor: 1.000000
User: analyst Custom ID1: Custom ID2: Custom ID3:
Comment:

Elem	Ag3280	Al3082	As1890	B_1826	Ba4554	Be3130
IS Ref	(Y_3600)	(Y_3710)	(Y_2243)	(Y_2243)	(Y_3710)	(Y_3710)
Units	ppb	ppb	ppb	ppb	ppb	ppb
Avg	-.44976	161.47	3.1853	1411.3	455.51	2.2622
Stddev	.62364	4.00	3.2137	7.7	.61	.0982
%RSD	138.66	2.4765	100.89	.54526	.13402	4.3416
Check ?	Chk Pass	Chk Pass	Chk Pass	Chk Pass	Chk Pass	Chk Pass
High Limit						
Low Limit						

Elem	Ca3179	Cd2288	Co2286	Cr2677	Cu3273	Fe2599
IS Ref	(Y_3710)	(Y_2243)	(In2306)	(Y_3600)	(Y_3600)	(Y_3710)
Units	ppb	ppb	ppb	ppb	ppb	ppb
Avg	91901.	2.467	24.040	12.993	3.0974	48.394
Stddev	241.	.124	.090	.454	.5677	.669
%RSD	.26249	5.035	.37394	3.4961	18.329	1.3829
Check ?	Chk Pass	Chk Pass	Chk Pass	Chk Pass	Chk Pass	Chk Pass
High Limit						
Low Limit						

Elem	K_7664	Li6707	Mg2790	Mn2576	Mo2020	Na5895
IS Ref	(Y_3710)	(Y_3710)	(Y_3710)	(Y_3600)	(Y_2243)	(Y_3710)
Units	ppb	ppb	ppb	ppb	ppb	ppb
Avg	4164.6	11.548	9932.2	835.08	-5.8300	F 1294700.
Stddev	39.6	3.695	32.8	.91	.5498	17164.
%RSD	.95111	31.994	.32984	.10926	9.4308	1.3258
Check ?	Chk Pass	Chk Pass	Chk Pass	Chk Pass	Chk Pass	Chk Fail
High Limit						500000.
Low Limit						-500000.

Sample Name: 240-124062-c-6-c Acquired: 12/23/2019 12:39:42 Type: Unk
Method: 2019 ICP I9 6010 200.7 Methods(v185) Mode: CONC Corr. Factor: 1.000000
User: analyst Custom ID1: Custom ID2: Custom ID3:
Comment:

Elem	Ni2316	Pb2203	Sb2175	Se1960	Sn1899	Ti3372
IS Ref	(In2306)	(Y_2243)	(Y_2243)	(Y_2243)	(In2306)	(Y_3600)
Units	ppb	ppb	ppb	ppb	ppb	ppb
Avg	32.442	20.167	-.7679	4.0433	-.23556	.47095
Stddev	.122	1.448	1.658	2.7637	.55985	.28917
%RSD	.37583	7.1791	215.9	68.351	237.67	61.401
Check ?	Chk Pass	Chk Pass	Chk Pass	Chk Pass	Chk Pass	Chk Pass
High Limit						
Low Limit						

Elem	Tl1908	V_2908	Zn2062	Si2516	Sr3464
IS Ref	(In2306)	(Y_3710)	(In2306)	(Y_3710)	(Y_3710)
Units	ppb	ppb	ppb	ppb	ppb
Avg	-6.0387	-1.5147	244.06	5099.9	161.93
Stddev	1.4874	5.1343	1.61	20.2	3.12
%RSD	24.630	338.96	.65827	.39584	1.9281
Check ?	Chk Pass	Chk Pass	Chk Pass	Chk Pass	Chk Pass
High Limit					
Low Limit					

Int. Std.	In2306	Y_2243	Y_3600	Y_3710
Units	Cts/S	Cts/S	Cts/S	Cts/S
Avg	5753.1	4230.1	42138.	6913.0
Stddev	18.0	14.9	111.	44.6
%RSD	.31262	.35110	.26319	.64529
Check ?	Chk Pass	Chk Pass	Chk Pass	Chk Pass
Value	74.155%	85.771%	79.511%	94.346%
Range				

Sample Name: 240-124062-g-7-b Acquired: 12/23/2019 12:44:06 Type: Unk
Method: 2019 ICP I9 6010 200.7 Methods(v185) Mode: CONC Corr. Factor: 1.000000
User: analyst Custom ID1: Custom ID2: Custom ID3:
Comment:

Elem	Ag3280	Al3082	As1890	B_1826	Ba4554	Be3130
IS Ref	(Y_3600)	(Y_3710)	(Y_2243)	(Y_2243)	(Y_3710)	(Y_3710)
Units	ppb	ppb	ppb	ppb	ppb	ppb
Avg	-.68348	17799.	21.082	5070.9	219.15	6.9293
Stddev	.62966	66.	1.662	9.8	.51	.0471
%RSD	92.127	.36836	7.8827	.19361	.23120	.68002
Check ?	Chk Pass	Chk Pass	Chk Pass	Chk Pass	Chk Pass	Chk Pass
High Limit						
Low Limit						

Elem	Ca3179	Cd2288	Co2286	Cr2677	Cu3273	Fe2599
IS Ref	(Y_3710)	(Y_2243)	(In2306)	(Y_3600)	(Y_3600)	(Y_3710)
Units	ppb	ppb	ppb	ppb	ppb	ppb
Avg	57521.	4.716	53.034	88.721	92.080	30888.
Stddev	142.	.035	.811	.239	.389	14.
%RSD	.24735	.7367	1.5284	.26890	.42192	.04694
Check ?	Chk Pass	Chk Pass	Chk Pass	Chk Pass	Chk Pass	Chk Pass
High Limit						
Low Limit						

Elem	K_7664	Li6707	Mg2790	Mn2576	Mo2020	Na5895
IS Ref	(Y_3710)	(Y_3710)	(Y_3710)	(Y_3600)	(Y_2243)	(Y_3710)
Units	ppb	ppb	ppb	ppb	ppb	ppb
Avg	10472.	17.358	9789.3	698.73	7.1945	F 1206000.
Stddev	72.	5.934	42.0	1.97	.3330	8173.
%RSD	.68810	34.185	.42914	.28170	4.6291	.67771
Check ?	Chk Pass	Chk Pass	Chk Pass	Chk Pass	Chk Pass	Chk Fail
High Limit						500000.
Low Limit						-500000.

Sample Name: 240-124062-g-7-b Acquired: 12/23/2019 12:44:06 Type: Unk
Method: 2019 ICP I9 6010 200.7 Methods(v185) Mode: CONC Corr. Factor: 1.000000
User: analyst Custom ID1: Custom ID2: Custom ID3:
Comment:

Elem	Ni2316	Pb2203	Sb2175	Se1960	Sn1899	Ti3372
IS Ref	(In2306)	(Y_2243)	(Y_2243)	(Y_2243)	(In2306)	(Y_3600)
Units	ppb	ppb	ppb	ppb	ppb	ppb
Avg	56.677	64.622	-.7701	-.35282	3.4382	651.64
Stddev	.237	2.120	1.826	4.1755	.4365	2.26
%RSD	.41782	3.2801	237.2	1183.5	12.696	.34606
Check ?	Chk Pass	Chk Pass	Chk Pass	Chk Pass	Chk Pass	Chk Pass
High Limit						
Low Limit						

Elem	Tl1908	V_2908	Zn2062	Si2516	Sr3464
IS Ref	(In2306)	(Y_3710)	(In2306)	(Y_3710)	(Y_3710)
Units	ppb	ppb	ppb	ppb	ppb
Avg	-4.9055	66.507	1167.7	28709.	157.55
Stddev	.5899	5.367	7.0	68.	.30
%RSD	12.025	8.0692	.60046	.23748	.18939
Check ?	Chk Pass	Chk Pass	Chk Pass	Chk Pass	Chk Pass
High Limit					
Low Limit					

Int. Std.	In2306	Y_2243	Y_3600	Y_3710
Units	Cts/S	Cts/S	Cts/S	Cts/S
Avg	5700.5	4513.3	43412.	7018.0
Stddev	17.9	8.8	63.	46.6
%RSD	.31388	.19435	.14448	.66357
Check ?	Chk Pass	Chk Pass	Chk Pass	Chk Pass
Value	73.476%	91.512%	81.916%	95.779%
Range				

Sample Name: 240-124012-a-1-b@2 Acquired: 12/23/2019 12:48:26 Type: Unk
Method: 2019 ICP I9 6010 200.7 Methods(v185) Mode: CONC Corr. Factor: 1.000000
User: analyst Custom ID1: Custom ID2: Custom ID3:
Comment:

Elem	Ag3280	Al3082	As1890	B_1826	Ba4554	Be3130
IS Ref	(Y_3600)	(Y_3710)	(Y_2243)	(Y_2243)	(Y_3710)	(Y_3710)
Units	ppb	ppb	ppb	ppb	ppb	ppb
Avg	2.7385	166.71	-.49363	630.75	476.55	.28624
Stddev	.2606	26.77	2.9103	6.64	.58	.14247
%RSD	9.5179	16.058	589.58	1.0527	.12173	49.775
Check ?	Chk Pass	Chk Pass	Chk Pass	Chk Pass	Chk Pass	Chk Pass
High Limit						
Low Limit						

Elem	Ca3179	Cd2288	Co2286	Cr2677	Cu3273	Fe2599
IS Ref	(Y_3710)	(Y_2243)	(In2306)	(Y_3600)	(Y_3600)	(Y_3710)
Units	ppb	ppb	ppb	ppb	ppb	ppb
Avg	25361.	1.240	31.025	9.0329	523.75	16151.
Stddev	53.	.166	.711	.2537	1.39	40.
%RSD	.20956	13.35	2.2931	2.8085	.26556	.24918
Check ?	Chk Pass	Chk Pass	Chk Pass	Chk Pass	Chk Pass	Chk Pass
High Limit						
Low Limit						

Elem	K_7664	Li6707	Mg2790	Mn2576	Mo2020	Na5895
IS Ref	(Y_3710)	(Y_3710)	(Y_3710)	(Y_3600)	(Y_2243)	(Y_3710)
Units	ppb	ppb	ppb	ppb	ppb	ppb
Avg	4650.7	10.679	6845.5	11871.	-11.301	F 719710.
Stddev	19.9	4.700	12.6	109.	.974	5493.
%RSD	.42793	44.016	.18357	.92077	8.6204	.76317
Check ?	Chk Pass	Chk Pass	Chk Pass	Chk Pass	Chk Pass	Chk Fail
High Limit						500000.
Low Limit						-500000.

Sample Name: 240-124012-a-1-b@2 Acquired: 12/23/2019 12:48:26 Type: Unk
Method: 2019 ICP I9 6010 200.7 Methods(v185) Mode: CONC Corr. Factor: 1.000000
User: analyst Custom ID1: Custom ID2: Custom ID3:
Comment:

Elem	Ni2316	Pb2203	Sb2175	Se1960	Sn1899	Ti3372
IS Ref	(In2306)	(Y_2243)	(Y_2243)	(Y_2243)	(In2306)	(Y_3600)
Units	ppb	ppb	ppb	ppb	ppb	ppb
Avg	405.39	2.2537	-1.742	-6.3050	-.47392	-.08101
Stddev	3.72	1.1026	1.385	1.3830	.65604	.30044
%RSD	.91751	48.923	79.50	21.935	138.43	370.89
Check ?	Chk Pass	Chk Pass	Chk Pass	Chk Pass	Chk Pass	Chk Pass
High Limit						
Low Limit						

Elem	Tl1908	V_2908	Zn2062	Si2516	Sr3464
IS Ref	(In2306)	(Y_3710)	(In2306)	(Y_3710)	(Y_3710)
Units	ppb	ppb	ppb	ppb	ppb
Avg	-4.3415	-2.7796	F 332790.	1403.9	45.677
Stddev	1.0185	1.6878	2009.	6.1	8.011
%RSD	23.460	60.720	.60372	.43764	17.537
Check ?	Chk Pass	Chk Pass	Chk Fail	Chk Pass	Chk Pass
High Limit			30000.		
Low Limit			-500000.		

Int. Std.	In2306	Y_2243	Y_3600	Y_3710
Units	Cts/S	Cts/S	Cts/S	Cts/S
Avg	6036.3	4307.4	42544.	6750.0
Stddev	24.7	14.8	92.	54.7
%RSD	.40870	.34388	.21556	.81045
Check ?	Chk Pass	Chk Pass	Chk Pass	Chk Pass
Value	77.806%	87.338%	80.278%	92.121%
Range				

Sample Name: 240-123932-a-1-h@20 Acquired: 12/23/2019 12:53:05 Type: Unk
Method: 2019 ICP I9 6010 200.7 Methods(v185) Mode: CONC Corr. Factor: 1.000000
User: analyst Custom ID1: Custom ID2: Custom ID3:
Comment:

Elem	Ag3280	Al3082	As1890	B_1826	Ba4554	Be3130	Ca3179	Cd2288
IS Ref	(Y_3600)	(Y_3710)	(Y_2243)	(Y_2243)	(Y_3710)	(Y_3710)	(Y_3710)	(Y_2243)
Units	ppb	ppb	ppb	ppb	ppb	ppb	ppb	ppb
Avg	.25701	-.60040	-6.8562	21.527	23.877	.08608	71685.	.0179
Stddev	.47453	23.608	2.0215	.901	.173	.07099	34.	.0842
%RSD	184.64	3932.0	29.485	4.1837	.72497	82.468	.04772	469.2
Check ?	Chk Pass	Chk Pass	Chk Pass	Chk Pass	Chk Pass	Chk Pass	Chk Pass	Chk Pass
High Limit								
Low Limit								

Elem	Co2286	Cr2677	Cu3273	Fe2599	K_7664	Li6707	Mg2790	Mn2576
IS Ref	(In2306)	(Y_3600)	(Y_3600)	(Y_3710)	(Y_3710)	(Y_3710)	(Y_3710)	(Y_3600)
Units	ppb	ppb	ppb	ppb	ppb	ppb	ppb	ppb
Avg	1.9757	2.0660	.51327	-4.9629	227.32	2.3778	28616.	10895.
Stddev	.2433	.4561	1.0156	1.5281	99.55	3.4081	183.	102.
%RSD	12.315	22.074	197.87	30.791	43.794	143.33	.64000	.93858
Check ?	Chk Pass	Chk Pass	Chk Pass	Chk Pass	Chk Pass	Chk Pass	Chk Pass	Chk Pass
High Limit								
Low Limit								

Elem	Mo2020	Na5895	Ni2316	Pb2203	Sb2175	Se1960	Sn1899	Ti3372
IS Ref	(Y_2243)	(Y_3710)	(In2306)	(Y_2243)	(Y_2243)	(Y_2243)	(In2306)	(Y_3600)
Units	ppb	ppb	ppb	ppb	ppb	ppb	ppb	ppb
Avg	-9.1304	82469.	34.589	-.07468	.5945	-4.5148	-1.3760	.03715
Stddev	.1459	230.	.318	1.5408	1.368	1.8658	.3005	.65946
%RSD	1.5980	.27866	.92079	2063.1	230.1	41.325	21.840	1775.0
Check ?	Chk Pass	Chk Pass	Chk Pass	Chk Pass	Chk Pass	Chk Pass	Chk Pass	Chk Pass
High Limit								
Low Limit								

Sample Name: 240-123932-a-1-h@20 Acquired: 12/23/2019 12:53:05 Type: Unk
Method: 2019 ICP I9 6010 200.7 Methods(v185) Mode: CONC Corr. Factor: 1.000000
User: analyst Custom ID1: Custom ID2: Custom ID3:
Comment:

Elem	Tl1908	V_2908	Zn2062	Si2516	Sr3464
IS Ref	(In2306)	(Y_3710)	(In2306)	(Y_3710)	(Y_3710)
Units	ppb	ppb	ppb	ppb	ppb
Avg	-5.2052	-1.4896	10.033	111.74	52.835
Stddev	1.0992	2.3164	1.614	9.21	3.668
%RSD	21.117	155.51	16.089	8.2449	6.9433
Check ?	Chk Pass	Chk Pass	Chk Pass	Chk Pass	Chk Pass
High Limit					
Low Limit					

Int. Std.	In2306	Y_2243	Y_3600	Y_3710
Units	Cts/S	Cts/S	Cts/S	Cts/S
Avg	6644.3	4442.1	44052.	6653.2
Stddev	37.2	28.8	237.	11.8
%RSD	.56043	.64943	.53907	.17699
Check ?	Chk Pass	Chk Pass	Chk Pass	Chk Pass
Value	85.642%	90.068%	83.123%	90.800%
Range				

Sample Name: 240-123932-a-14-f@20 Acquired: 12/23/2019 12:57:35 Type: Unk
Method: 2019 ICP I9 6010 200.7 Methods(v185) Mode: CONC Corr. Factor: 1.000000
User: analyst Custom ID1: Custom ID2: Custom ID3:
Comment:

Elem	Ag3280	Al3082	As1890	B_1826	Ba4554	Be3130	Ca3179	Cd2288
IS Ref	(Y_3600)	(Y_3710)	(Y_2243)	(Y_2243)	(Y_3710)	(Y_3710)	(Y_3710)	(Y_2243)
Units	ppb	ppb	ppb	ppb	ppb	ppb	ppb	ppb
Avg	.56821	8.9665	-5.4750	22.812	14.978	.00863	16960.	.1557
Stddev	.34839	38.954	.1484	.457	.227	.06833	47.	.1794
%RSD	61.314	434.44	2.7111	2.0041	1.5130	791.55	.27711	115.2
Check ?	Chk Pass	Chk Pass	Chk Pass	Chk Pass	Chk Pass	Chk Pass	Chk Pass	Chk Pass
High Limit								
Low Limit								

Elem	Co2286	Cr2677	Cu3273	Fe2599	K_7664	Li6707	Mg2790	Mn2576
IS Ref	(In2306)	(Y_3600)	(Y_3600)	(Y_3710)	(Y_3710)	(Y_3710)	(Y_3710)	(Y_3600)
Units	ppb	ppb	ppb	ppb	ppb	ppb	ppb	ppb
Avg	2.8556	1.5253	1.2668	-5.7075	133.78	.75011	6257.4	9334.4
Stddev	.3027	.7265	1.1824	2.7170	37.84	1.3938	41.7	44.3
%RSD	10.599	47.629	93.333	47.604	28.285	185.81	.66574	.47471
Check ?	Chk Pass	Chk Pass	Chk Pass	Chk Pass	Chk Pass	Chk Pass	Chk Pass	Chk Pass
High Limit								
Low Limit								

Elem	Mo2020	Na5895	Ni2316	Pb2203	Sb2175	Se1960	Sn1899	Ti3372
IS Ref	(Y_2243)	(Y_3710)	(In2306)	(Y_2243)	(Y_2243)	(Y_2243)	(In2306)	(Y_3600)
Units	ppb	ppb	ppb	ppb	ppb	ppb	ppb	ppb
Avg	-9.5684	75157.	41.265	1.3974	-2.239	-5.6890	-1.6496	-.49418
Stddev	.0770	180.	1.061	.5052	.968	1.2395	.0879	.07517
%RSD	.80486	.23944	2.5701	36.152	43.24	21.788	5.3279	15.211
Check ?	Chk Pass	Chk Pass	Chk Pass	Chk Pass	Chk Pass	Chk Pass	Chk Pass	Chk Pass
High Limit								
Low Limit								

Sample Name: 240-123932-a-14-f@20 Acquired: 12/23/2019 12:57:35 Type: Unk
Method: 2019 ICP I9 6010 200.7 Methods(v185) Mode: CONC Corr. Factor: 1.000000
User: analyst Custom ID1: Custom ID2: Custom ID3:
Comment:

Elem	Tl1908	V_2908	Zn2062	Si2516	Sr3464
IS Ref	(In2306)	(Y_3710)	(In2306)	(Y_3710)	(Y_3710)
Units	ppb	ppb	ppb	ppb	ppb
Avg	-3.3119	-4.3260	2.5277	134.81	18.180
Stddev	1.0322	1.8594	.5627	8.19	4.373
%RSD	31.168	42.983	22.261	6.0753	24.054
Check ?	Chk Pass	Chk Pass	Chk Pass	Chk Pass	Chk Pass
High Limit					
Low Limit					

Int. Std.	In2306	Y_2243	Y_3600	Y_3710
Units	Cts/S	Cts/S	Cts/S	Cts/S
Avg	6834.7	4523.8	45566.	6707.6
Stddev	8.7	4.7	275.	13.9
%RSD	.12752	.10415	.60339	.20774
Check ?	Chk Pass	Chk Pass	Chk Pass	Chk Pass
Value	88.096%	91.726%	85.981%	91.543%
Range				

Sample Name: 240-123932-a-7-d@10 Acquired: 12/23/2019 13:02:05 Type: Unk
Method: 2019 ICP I9 6010 200.7 Methods(v185) Mode: CONC Corr. Factor: 1.000000
User: analyst Custom ID1: Custom ID2: Custom ID3:
Comment:

Elem	Ag3280	Al3082	As1890	B_1826	Ba4554	Be3130	Ca3179	Cd2288
IS Ref	(Y_3600)	(Y_3710)	(Y_2243)	(Y_2243)	(Y_3710)	(Y_3710)	(Y_3710)	(Y_2243)
Units	ppb	ppb	ppb	ppb	ppb	ppb	ppb	ppb
Avg	-3.9856	217.25	15.962	6.4544	484.38	-.00787	1188.1	-.1730
Stddev	.3311	26.33	.468	.2209	.75	.15472	5.9	.2003
%RSD	8.3085	12.120	2.9301	3.4220	.15423	1967.1	.49969	115.8
Check ?	Chk Pass	Chk Pass	Chk Pass	Chk Pass	Chk Pass	Chk Pass	Chk Pass	Chk Pass
High Limit								
Low Limit								

Elem	Co2286	Cr2677	Cu3273	Fe2599	K_7664	Li6707	Mg2790	Mn2576
IS Ref	(In2306)	(Y_3600)	(Y_3600)	(Y_3710)	(Y_3710)	(Y_3710)	(Y_3710)	(Y_3600)
Units	ppb	ppb	ppb	ppb	ppb	ppb	ppb	ppb
Avg	2.9239	43.361	3.9756	272.91	-29.082	6.8394	249.24	222.58
Stddev	.5196	.371	.1743	1.72	50.408	1.3446	17.60	.84
%RSD	17.772	.85665	4.3836	.63126	173.33	19.659	7.0611	.37717
Check ?	Chk Pass	Chk Pass	Chk Pass	Chk Pass	Chk Pass	Chk Pass	Chk Pass	Chk Pass
High Limit								
Low Limit								

Elem	Mo2020	Na5895	Ni2316	Pb2203	Sb2175	Se1960	Sn1899	Ti3372
IS Ref	(Y_2243)	(Y_3710)	(In2306)	(Y_2243)	(Y_2243)	(Y_2243)	(In2306)	(Y_3600)
Units	ppb	ppb	ppb	ppb	ppb	ppb	ppb	ppb
Avg	-8.2049	192.38	8.2390	2.9728	.6464	-1.3207	.35244	332.10
Stddev	.1822	12.14	.5270	1.1435	1.096	1.5584	.21446	1.28
%RSD	2.2207	6.3103	6.3961	38.465	169.5	118.00	60.849	.38685
Check ?	Chk Pass	Chk Pass	Chk Pass	Chk Pass	Chk Pass	Chk Pass	Chk Pass	Chk Pass
High Limit								
Low Limit								

Sample Name: 240-123932-a-7-d@10 Acquired: 12/23/2019 13:02:05 Type: Unk
Method: 2019 ICP I9 6010 200.7 Methods(v185) Mode: CONC Corr. Factor: 1.000000
User: analyst Custom ID1: Custom ID2: Custom ID3:
Comment:

Elem	Tl1908	V_2908	Zn2062	Si2516	Sr3464
IS Ref	(In2306)	(Y_3710)	(In2306)	(Y_3710)	(Y_3710)
Units	ppb	ppb	ppb	ppb	ppb
Avg	-11.225	12.938	-.81886	104.81	154.74
Stddev	.484	5.282	.34909	1.41	3.88
%RSD	4.3134	40.823	42.632	1.3410	2.5050
Check ?	Chk Pass	Chk Pass	Chk Pass	Chk Pass	Chk Pass
High Limit					
Low Limit					

Int. Std.	In2306	Y_2243	Y_3600	Y_3710
Units	Cts/S	Cts/S	Cts/S	Cts/S
Avg	7232.7	5587.0	57127.	8201.8
Stddev	24.0	17.4	119.	27.3
%RSD	.33219	.31173	.20773	.33229
Check ?	Chk Pass	Chk Pass	Chk Pass	Chk Pass
Value	93.227%	113.28%	107.79%	111.93%
Range				

Sample Name: 240-123932-a-11-d@10 Acquired: 12/23/2019 13:06:28 Type: Unk
Method: 2019 ICP I9 6010 200.7 Methods(v185) Mode: CONC Corr. Factor: 1.000000
User: analyst Custom ID1: Custom ID2: Custom ID3:
Comment:

Elem	Ag3280	Al3082	As1890	B_1826	Ba4554	Be3130	Ca3179	Cd2288
IS Ref	(Y_3600)	(Y_3710)	(Y_2243)	(Y_2243)	(Y_3710)	(Y_3710)	(Y_3710)	(Y_2243)
Units	ppb	ppb	ppb	ppb	ppb	ppb	ppb	ppb
Avg	-1.3063	3157.8	2.2443	317.48	60.544	3.5872	1743.7	5.078
Stddev	.5861	13.8	3.0157	.39	.510	.0464	5.7	.054
%RSD	44.870	.43858	134.38	.12217	.84199	1.2932	.32848	1.061
Check ?	Chk Pass	Chk Pass	Chk Pass	Chk Pass	Chk Pass	Chk Pass	Chk Pass	Chk Pass
High Limit								
Low Limit								

Elem	Co2286	Cr2677	Cu3273	Fe2599	K_7664	Li6707	Mg2790	Mn2576
IS Ref	(In2306)	(Y_3600)	(Y_3600)	(Y_3710)	(Y_3710)	(Y_3710)	(Y_3710)	(Y_3600)
Units	ppb	ppb	ppb	ppb	ppb	ppb	ppb	ppb
Avg	1.7741	168.02	102.55	2426.4	744.68	91.157	504.41	104.32
Stddev	.0856	.40	1.14	8.5	32.93	3.036	26.33	.08
%RSD	4.8263	.23691	1.1073	.34878	4.4220	3.3305	5.2207	.07616
Check ?	Chk Pass	Chk Pass	Chk Pass	Chk Pass	Chk Pass	Chk Pass	Chk Pass	Chk Pass
High Limit								
Low Limit								

Elem	Mo2020	Na5895	Ni2316	Pb2203	Sb2175	Se1960	Sn1899	Ti3372
IS Ref	(Y_2243)	(Y_3710)	(In2306)	(Y_2243)	(Y_2243)	(Y_2243)	(In2306)	(Y_3600)
Units	ppb	ppb	ppb	ppb	ppb	ppb	ppb	ppb
Avg	-6.3491	272.41	358.88	.87849	-.0450	-2.6167	.54317	3026.1
Stddev	.6392	12.41	.58	1.0629	1.580	1.1059	.51595	2.4
%RSD	10.067	4.5546	.16109	120.99	3507.	42.264	94.990	.08044
Check ?	Chk Pass	Chk Pass	Chk Pass	Chk Pass	Chk Pass	Chk Pass	Chk Pass	Chk Pass
High Limit								
Low Limit								

Sample Name: 240-123932-a-11-d@10 Acquired: 12/23/2019 13:06:28 Type: Unk
Method: 2019 ICP I9 6010 200.7 Methods(v185) Mode: CONC Corr. Factor: 1.000000
User: analyst Custom ID1: Custom ID2: Custom ID3:
Comment:

Elem	Tl1908	V_2908	Zn2062	Si2516	Sr3464
IS Ref	(In2306)	(Y_3710)	(In2306)	(Y_3710)	(Y_3710)
Units	ppb	ppb	ppb	ppb	ppb
Avg	-4.3117	173.67	336.18	208.29	552.69
Stddev	.1769	5.08	.38	9.67	4.19
%RSD	4.1029	2.9253	.11437	4.6443	.75809
Check ?	Chk Pass	Chk Pass	Chk Pass	Chk Pass	Chk Pass
High Limit					
Low Limit					

Int. Std.	In2306	Y_2243	Y_3600	Y_3710
Units	Cts/S	Cts/S	Cts/S	Cts/S
Avg	7208.4	4784.7	48971.	7045.2
Stddev	9.4	8.4	115.	15.2
%RSD	.13084	.17556	.23415	.21587
Check ?	Chk Pass	Chk Pass	Chk Pass	Chk Pass
Value	92.912%	97.014%	92.406%	96.150%
Range				

Sample Name: 240-123932-a-14-b@10 Acquired: 12/23/2019 13:10:43 Type: Unk
Method: 2019 ICP I9 6010 200.7 Methods(v185) Mode: CONC Corr. Factor: 1.000000
User: analyst Custom ID1: Custom ID2: Custom ID3:
Comment:

Elem	Ag3280	Al3082	As1890	B_1826	Ba4554	Be3130	Ca3179	Cd2288
IS Ref	(Y_3600)	(Y_3710)	(Y_2243)	(Y_2243)	(Y_3710)	(Y_3710)	(Y_3710)	(Y_2243)
Units	ppb	ppb	ppb	ppb	ppb	ppb	ppb	ppb
Avg	5.0058	5636.7	2.2843	3.0321	45.760	.37094	7264.9	.4198
Stddev	.7927	18.5	1.3646	.2013	.231	.24609	18.2	.0945
%RSD	15.837	.32779	59.735	6.6378	.50379	66.341	.25043	22.52
Check ?	Chk Pass	Chk Pass	Chk Pass	Chk Pass	Chk Pass	Chk Pass	Chk Pass	Chk Pass
High Limit								
Low Limit								

Elem	Co2286	Cr2677	Cu3273	Fe2599	K_7664	Li6707	Mg2790	Mn2576
IS Ref	(In2306)	(Y_3600)	(Y_3600)	(Y_3710)	(Y_3710)	(Y_3710)	(Y_3710)	(Y_3600)
Units	ppb	ppb	ppb	ppb	ppb	ppb	ppb	ppb
Avg	9.5155	1245.5	10.340	75707.	67.682	1.9192	2608.9	9598.8
Stddev	.3772	1.4	1.110	54.	51.174	.9148	33.5	34.5
%RSD	3.9638	.11292	10.733	.07085	75.610	47.662	1.2854	.35948
Check ?	Chk Pass	Chk Pass	Chk Pass	Chk Pass	Chk Pass	Chk Pass	Chk Pass	Chk Pass
High Limit								
Low Limit								

Elem	Mo2020	Na5895	Ni2316	Pb2203	Sb2175	Se1960	Sn1899	Ti3372
IS Ref	(Y_2243)	(Y_3710)	(In2306)	(Y_2243)	(Y_2243)	(Y_2243)	(In2306)	(Y_3600)
Units	ppb	ppb	ppb	ppb	ppb	ppb	ppb	ppb
Avg	-2.5471	888.87	94.642	43.815	29.97	-3.7319	9.1378	7579.8
Stddev	.1442	16.34	.237	1.375	4.27	1.9413	1.4226	87.9
%RSD	5.6597	1.8384	.25006	3.1391	14.26	52.019	15.568	1.1596
Check ?	Chk Pass	Chk Pass	Chk Pass	Chk Pass	Chk Pass	Chk Pass	Chk Pass	Chk Pass
High Limit								
Low Limit								

Sample Name: 240-123932-a-14-b@10 Acquired: 12/23/2019 13:10:43 Type: Unk
Method: 2019 ICP I9 6010 200.7 Methods(v185) Mode: CONC Corr. Factor: 1.000000
User: analyst Custom ID1: Custom ID2: Custom ID3:
Comment:

Elem	Tl1908	V_2908	Zn2062	Si2516	Sr3464
IS Ref	(In2306)	(Y_3710)	(In2306)	(Y_3710)	(Y_3710)
Units	ppb	ppb	ppb	ppb	ppb
Avg	-10.335	2017.1	44.796	151.78	22.637
Stddev	.264	12.0	.233	11.74	2.966
%RSD	2.5572	.59349	.51931	7.7373	13.101
Check ?	Chk Pass	Chk Pass	Chk Pass	Chk Pass	Chk Pass
High Limit					
Low Limit					

Int. Std.	In2306	Y_2243	Y_3600	Y_3710
Units	Cts/S	Cts/S	Cts/S	Cts/S
Avg	7091.8	4836.7	49033.	7141.0
Stddev	15.4	8.3	204.	7.7
%RSD	.21732	.17132	.41655	.10834
Check ?	Chk Pass	Chk Pass	Chk Pass	Chk Pass
Value	91.410%	98.069%	92.522%	97.457%
Range				

Sample Name: 240-124005-e-30-c@2 Acquired: 12/23/2019 13:15:15 Type: Unk
Method: 2019 ICP I9 6010 200.7 Methods(v185) Mode: CONC Corr. Factor: 1.000000
User: analyst Custom ID1: Custom ID2: Custom ID3:
Comment:

Elem	Ag3280	Al3082	As1890	B_1826	Ba4554	Be3130	Ca3179
IS Ref	(Y_3600)	(Y_3710)	(Y_2243)	(Y_2243)	(Y_3710)	(Y_3710)	(Y_3710)
Units	ppb	ppb	ppb	ppb	ppb	ppb	ppb
Avg	1.0929	44883.	45.072	36.502	306.67	4.4537	119910.
Stddev	.1943	52.	2.078	.305	1.05	.2193	418.
%RSD	17.775	.11515	4.6105	.83489	.34371	4.9230	.34866
Check ?	Chk Pass	Chk Pass	Chk Pass	Chk Pass	Chk Pass	Chk Pass	Chk Pass
High Limit							
Low Limit							

Elem	Cd2288	Co2286	Cr2677	Cu3273	Fe2599	K_7664	Li6707
IS Ref	(Y_2243)	(In2306)	(Y_3600)	(Y_3600)	(Y_3710)	(Y_3710)	(Y_3710)
Units	ppb	ppb	ppb	ppb	ppb	ppb	ppb
Avg	.8360	40.324	226.92	78.471	159820.	7335.9	105.51
Stddev	.1549	.333	.79	1.156	754.	117.4	.82
%RSD	18.53	.82614	.34966	1.4736	.47182	1.6001	.77841
Check ?	Chk Pass	Chk Pass	Chk Pass	Chk Pass	Chk Pass	Chk Pass	Chk Pass
High Limit							
Low Limit							

Elem	Mg2790	Mn2576	Mo2020	Na5895	Ni2316	Pb2203	Sb2175
IS Ref	(Y_3710)	(Y_3600)	(Y_2243)	(Y_3710)	(In2306)	(Y_2243)	(Y_2243)
Units	ppb	ppb	ppb	ppb	ppb	ppb	ppb
Avg	38773.	12940.	-5.4201	1141.4	93.447	122.22	1.437
Stddev	122.	39.	.2689	14.2	.713	1.07	3.728
%RSD	.31453	.30465	4.9614	1.2436	.76285	.87858	259.5
Check ?	Chk Pass	Chk Pass	Chk Pass	Chk Pass	Chk Pass	Chk Pass	Chk Pass
High Limit							
Low Limit							

Sample Name: 240-124005-e-30-c@2 Acquired: 12/23/2019 13:15:15 Type: Unk
Method: 2019 ICP I9 6010 200.7 Methods(v185) Mode: CONC Corr. Factor: 1.000000
User: analyst Custom ID1: Custom ID2: Custom ID3:
Comment:

Elem	Se1960	Sn1899	Ti3372	Tl1908	V_2908	Zn2062	Si2516
IS Ref	(Y_2243)	(In2306)	(Y_3600)	(In2306)	(Y_3710)	(In2306)	(Y_3710)
Units	ppb	ppb	ppb	ppb	ppb	ppb	ppb
Avg	-2.8571	12.112	619.78	-3.9972	192.44	300.70	2441.5
Stddev	3.3810	.271	.88	1.2730	4.33	.11	11.9
%RSD	118.34	2.2411	.14269	31.848	2.2510	.03654	.48541
Check ?	Chk Pass	Chk Pass	Chk Pass	Chk Pass	Chk Pass	Chk Pass	Chk Pass
High Limit							
Low Limit							

Elem	Sr3464
IS Ref	(Y_3710)
Units	ppb
Avg	179.77
Stddev	2.78
%RSD	1.5455
Check ?	Chk Pass
High Limit	
Low Limit	

Int. Std.	In2306	Y_2243	Y_3600	Y_3710
Units	Cts/S	Cts/S	Cts/S	Cts/S
Avg	6546.6	4583.6	46353.	6962.0
Stddev	11.1	6.4	101.	50.1
%RSD	.16974	.13872	.21890	.72031
Check ?	Chk Pass	Chk Pass	Chk Pass	Chk Pass
Value	84.383%	92.937%	87.465%	95.015%
Range				

Sample Name: 190-21847-a-3-a@2 Acquired: 12/23/2019 13:19:34 Type: Unk
Method: 2019 ICP I9 6010 200.7 Methods(v185) Mode: CONC Corr. Factor: 1.000000
User: analyst Custom ID1: Custom ID2: Custom ID3:
Comment:

Elem	Ag3280	Al3082	As1890	B_1826	Ba4554	Be3130	Ca3179
IS Ref	(Y_3600)	(Y_3710)	(Y_2243)	(Y_2243)	(Y_3710)	(Y_3710)	(Y_3710)
Units	ppb	ppb	ppb	ppb	ppb	ppb	ppb
Avg	3.4523	4833.8	-2.5566	2.7686	406.08	.06963	129110.
Stddev	.2962	35.2	2.1916	.1482	.24	.09845	152.
%RSD	8.5784	.72787	85.721	5.3530	.05852	141.40	.11805
Check ?	Chk Pass	Chk Pass	Chk Pass	Chk Pass	Chk Pass	Chk Pass	Chk Pass
High Limit							
Low Limit							

Elem	Cd2288	Co2286	Cr2677	Cu3273	Fe2599	K_7664	Li6707
IS Ref	(Y_2243)	(In2306)	(Y_3600)	(Y_3600)	(Y_3710)	(Y_3710)	(Y_3710)
Units	ppb	ppb	ppb	ppb	ppb	ppb	ppb
Avg	-.1178	17.718	462.12	85.388	12101.	1251.8	9.0429
Stddev	.1045	.638	1.01	.288	20.	42.0	2.2805
%RSD	88.68	3.6026	.21802	.33713	.16571	3.3546	25.219
Check ?	Chk Pass	Chk Pass	Chk Pass	Chk Pass	Chk Pass	Chk Pass	Chk Pass
High Limit							
Low Limit							

Elem	Mg2790	Mn2576	Mo2020	Na5895	Ni2316	Pb2203	Sb2175
IS Ref	(Y_3710)	(Y_3600)	(Y_2243)	(Y_3710)	(In2306)	(Y_2243)	(Y_2243)
Units	ppb	ppb	ppb	ppb	ppb	ppb	ppb
Avg	9624.7	10438.	2.0951	1825.6	9526.8	9.7178	5.664
Stddev	19.5	62.	.0766	4.0	114.8	1.2124	1.655
%RSD	.20289	.59687	3.6558	.21675	1.2050	12.476	29.23
Check ?	Chk Pass	Chk Pass	Chk Pass	Chk Pass	Chk Pass	Chk Pass	Chk Pass
High Limit							
Low Limit							

Sample Name: 190-21847-a-3-a@2 Acquired: 12/23/2019 13:19:34 Type: Unk
Method: 2019 ICP I9 6010 200.7 Methods(v185) Mode: CONC Corr. Factor: 1.000000
User: analyst Custom ID1: Custom ID2: Custom ID3:
Comment:

Elem	Se1960	Sn1899	Ti3372	Tl1908	V_2908	Zn2062	Si2516
IS Ref	(Y_2243)	(In2306)	(Y_3600)	(In2306)	(Y_3710)	(In2306)	(Y_3710)
Units	ppb	ppb	ppb	ppb	ppb	ppb	ppb
Avg	-2.5830	1064.8	147.61	1.7965	-.98890	F 45439.	963.41
Stddev	1.3645	13.9	.41	.5623	4.4079	350.	2.98
%RSD	52.826	1.3087	.28074	31.299	445.74	.76933	.30910
Check ?	Chk Pass	Chk Pass	Chk Pass	Chk Pass	Chk Pass	Chk Fail	Chk Pass
High Limit						30000.	
Low Limit						-500000.	

Elem	Sr3464
IS Ref	(Y_3710)
Units	ppb
Avg	226.57
Stddev	.86
%RSD	.38135
Check ?	Chk Pass
High Limit	
Low Limit	

Int. Std.	In2306	Y_2243	Y_3600	Y_3710
Units	Cts/S	Cts/S	Cts/S	Cts/S
Avg	6748.4	5882.4	59942.	8925.2
Stddev	3.5	28.2	153.	29.1
%RSD	.05233	.47913	.25495	.32634
Check ?	Chk Pass	Chk Pass	Chk Pass	Chk Pass
Value	86.984%	119.27%	113.11%	121.81%
Range				

Sample Name: CCV-4543978 Acquired: 12/23/2019 13:24:04 Type: QC
Method: 2019 ICP I9 6010 200.7 Methods(v185) Mode: CONC Corr. Factor: 1.000000
User: analyst Custom ID1: Custom ID2: Custom ID3:
Comment:

Elem	Ag3280	Al3082	As1890	B_1826	Ba4554	Be3130	Ca3179	Cd2288
IS Ref	(Y_3600)	(Y_3710)	(Y_2243)	(Y_2243)	(Y_3710)	(Y_3710)	(Y_3710)	(Y_2243)
Units	ppb	ppb	ppb	ppb	ppb	ppb	ppb	ppb
Avg	1024.2	46891.	2037.4	5109.3	2018.7	2126.8	48412.	1988.
Stddev	1.2	274.	8.3	19.3	6.8	9.5	192.	6.
%RSD	.11438	.58446	.40625	.37848	.33870	.44867	.39729	.2954
Check ?	Chk Pass	Chk Pass	Chk Pass	Chk Pass	Chk Pass	Chk Pass	Chk Pass	Chk Pass
Value								
Range								

Elem	Co2286	Cr2677	Cu3273	Fe2599	K_7664	Li6707	Mg2790	Mn2576
IS Ref	(In2306)	(Y_3600)	(Y_3600)	(Y_3710)	(Y_3710)	(Y_3710)	(Y_3710)	(Y_3600)
Units	ppb	ppb	ppb	ppb	ppb	ppb	ppb	ppb
Avg	2075.2	1995.2	2040.2	48293.	47187.	2011.2	50379.	2140.2
Stddev	6.6	3.2	.4	64.	195.	6.3	188.	2.1
%RSD	.31662	.16031	.01931	.13216	.41248	.31090	.37380	.09654
Check ?	Chk Pass	Chk Pass	Chk Pass	Chk Pass	Chk Pass	Chk Pass	Chk Pass	Chk Pass
Value								
Range								

Elem	Mo2020	Na5895	Ni2316	Pb2203	Sb2175	Se1960	Sn1899	Ti3372
IS Ref	(Y_2243)	(Y_3710)	(In2306)	(Y_2243)	(Y_2243)	(Y_2243)	(In2306)	(Y_3600)
Units	ppb	ppb	ppb	ppb	ppb	ppb	ppb	ppb
Avg	2009.4	49920.	2072.1	1966.5	1977.	1965.4	2041.1	2171.8
Stddev	21.8	165.	6.3	5.6	9.	8.0	4.3	2.3
%RSD	1.0868	.33146	.30374	.28695	.4705	.40547	.20879	.10428
Check ?	Chk Pass	Chk Pass	Chk Pass	Chk Pass	Chk Pass	Chk Pass	Chk Pass	Chk Pass
Value								
Range								

Sample Name: CCV-4543978 Acquired: 12/23/2019 13:24:04 Type: QC
Method: 2019 ICP I9 6010 200.7 Methods(v185) Mode: CONC Corr. Factor: 1.000000
User: analyst Custom ID1: Custom ID2: Custom ID3:
Comment:

Elem	Tl1908	V_2908	Zn2062	Si2516	Sr3464
IS Ref	(In2306)	(Y_3710)	(In2306)	(Y_3710)	(Y_3710)
Units	ppb	ppb	ppb	ppb	ppb
Avg	1970.5	1901.2	2135.0	19830.	1898.5
Stddev	15.6	6.3	5.0	125.	6.6
%RSD	.79257	.32923	.23649	.62836	.34687
Check ?	Chk Pass	Chk Pass	Chk Pass	Chk Pass	Chk Pass
Value					
Range					

Int. Std.	In2306	Y_2243	Y_3600	Y_3710
Units	Cts/S	Cts/S	Cts/S	Cts/S
Avg	6371.8	4425.8	45050.	6685.4
Stddev	17.4	17.3	46.	21.5
%RSD	.27367	.39078	.10317	.32157

Sample Name: CCB Acquired: 12/23/2019 13:28:03 Type: QC
Method: 2019 ICP I9 6010 200.7 Methods(v185) Mode: CONC Corr. Factor: 1.000000
User: analyst Custom ID1: Custom ID2: Custom ID3:
Comment:

Elem	Ag3280	Al3082	As1890	B_1826	Ba4554	Be3130	Ca3179	Cd2288
IS Ref	(Y_3600)	(Y_3710)	(Y_2243)	(Y_2243)	(Y_3710)	(Y_3710)	(Y_3710)	(Y_2243)
Units	ppb	ppb	ppb	ppb	ppb	ppb	ppb	ppb
Avg	.11796	-1.3030	-3.3782	6.5667	.55172	.14183	-58.682	-.1180
Stddev	.39271	29.231	1.9498	1.0552	.14294	.03411	5.955	.1765
%RSD	332.92	2243.3	57.717	16.069	25.909	24.048	10.149	149.6
Check ?	Chk Pass	Chk Pass	Chk Pass	Chk Pass	Chk Pass	Chk Pass	Chk Pass	Chk Pass
High Limit								
Low Limit								

Elem	Co2286	Cr2677	Cu3273	Fe2599	K_7664	Li6707	Mg2790	Mn2576
IS Ref	(In2306)	(Y_3600)	(Y_3600)	(Y_3710)	(Y_3710)	(Y_3710)	(Y_3710)	(Y_3600)
Units	ppb	ppb	ppb	ppb	ppb	ppb	ppb	ppb
Avg	.49453	.64524	1.0706	3.7959	18.698	1.8858	2.2109	.00847
Stddev	.15077	.40090	.6797	1.3902	75.185	3.0775	8.1813	.04061
%RSD	30.487	62.132	63.485	36.623	402.11	163.19	370.05	479.66
Check ?	Chk Pass	Chk Pass	Chk Pass	Chk Pass	Chk Pass	Chk Pass	Chk Pass	Chk Pass
High Limit								
Low Limit								

Elem	Mo2020	Na5895	Ni2316	Pb2203	Sb2175	Se1960	Sn1899	Ti3372
IS Ref	(Y_2243)	(Y_3710)	(In2306)	(Y_2243)	(Y_2243)	(Y_2243)	(In2306)	(Y_3600)
Units	ppb	ppb	ppb	ppb	ppb	ppb	ppb	ppb
Avg	5.1500	70.236	.16581	1.2985	-1.535	-2.2808	-.06300	.05225
Stddev	2.0673	11.357	.33289	2.9800	.533	4.0313	.38336	.17941
%RSD	40.141	16.169	200.76	229.50	34.72	176.75	608.52	343.36
Check ?	Chk Pass	Chk Pass	Chk Pass	Chk Pass	Chk Pass	Chk Pass	Chk Pass	Chk Pass
High Limit								
Low Limit								

Sample Name: CCB Acquired: 12/23/2019 13:28:03 Type: QC
Method: 2019 ICP I9 6010 200.7 Methods(v185) Mode: CONC Corr. Factor: 1.000000
User: analyst Custom ID1: Custom ID2: Custom ID3:
Comment:

Elem	Tl1908	V_2908	Zn2062	Si2516	Sr3464
IS Ref	(In2306)	(Y_3710)	(In2306)	(Y_3710)	(Y_3710)
Units	ppb	ppb	ppb	ppb	ppb
Avg	3.1963	-5.0576	-1.9728	21.063	-.23452
Stddev	.4607	2.6947	.1299	7.007	2.3398
%RSD	14.415	53.281	6.5842	33.267	997.66
Check ?	Chk Pass	Chk Pass	Chk Pass	Chk Pass	Chk Pass
High Limit					
Low Limit					

Int. Std.	In2306	Y_2243	Y_3600	Y_3710
Units	Cts/S	Cts/S	Cts/S	Cts/S
Avg	7279.3	4588.1	46966.	6729.9
Stddev	4.5	10.8	40.	20.9
%RSD	.06225	.23621	.08559	.31123

Sample Name: 240-124059-k-17-a@2 Acquired: 12/23/2019 13:32:28 Type: Unk
Method: 2019 ICP I9 6010 200.7 Methods(v185) Mode: CONC Corr. Factor: 1.000000
User: analyst Custom ID1: Custom ID2: Custom ID3:
Comment:

Elem	Ag3280	Al3082	As1890	B_1826	Ba4554	Be3130
IS Ref	(Y_3600)	(Y_3710)	(Y_2243)	(Y_2243)	(Y_3710)	(Y_3710)
Units	ppb	ppb	ppb	ppb	ppb	ppb
Avg	-3.8059	14580.	7.7871	202.59	7.8809	3.0236
Stddev	.4239	36.	.9185	.50	.3397	.1134
%RSD	11.138	.24859	11.796	.24565	4.3109	3.7497
Check ?	Chk Pass	Chk Pass	Chk Pass	Chk Pass	Chk Pass	Chk Pass
High Limit						
Low Limit						

Elem	Ca3179	Cd2288	Co2286	Cr2677	Cu3273	Fe2599
IS Ref	(Y_3710)	(Y_2243)	(In2306)	(Y_3600)	(Y_3600)	(Y_3710)
Units	ppb	ppb	ppb	ppb	ppb	ppb
Avg	97573.	2.410	79.550	12.619	64.996	18144.
Stddev	105.	.218	.223	.228	1.004	18.
%RSD	.10710	9.051	.28026	1.8070	1.5453	.09696
Check ?	Chk Pass	Chk Pass	Chk Pass	Chk Pass	Chk Pass	Chk Pass
High Limit						
Low Limit						

Elem	K_7664	Li6707	Mg2790	Mn2576	Mo2020	Na5895
IS Ref	(Y_3710)	(Y_3710)	(Y_3710)	(Y_3600)	(Y_2243)	(Y_3710)
Units	ppb	ppb	ppb	ppb	ppb	ppb
Avg	6015.4	15.137	89932.	1345.4	-6.7631	F 575350.
Stddev	67.5	1.479	335.	2.8	.4036	3843.
%RSD	1.1226	9.7700	.37203	.21060	5.9675	.66798
Check ?	Chk Pass	Chk Pass	Chk Pass	Chk Pass	Chk Pass	Chk Fail
High Limit						500000.
Low Limit						-500000.

Sample Name: 240-124059-k-17-a@2 Acquired: 12/23/2019 13:32:28 Type: Unk
Method: 2019 ICP I9 6010 200.7 Methods(v185) Mode: CONC Corr. Factor: 1.000000
User: analyst Custom ID1: Custom ID2: Custom ID3:
Comment:

Elem	Ni2316	Pb2203	Sb2175	Se1960	Sn1899	Ti3372
IS Ref	(In2306)	(Y_2243)	(Y_2243)	(Y_2243)	(In2306)	(Y_3600)
Units	ppb	ppb	ppb	ppb	ppb	ppb
Avg	167.84	4.4896	-3.716	.30608	.12551	7.0993
Stddev	.35	1.6982	2.330	1.5091	.37790	.1931
%RSD	.20781	37.825	62.69	493.06	301.09	2.7203
Check ?	Chk Pass	Chk Pass	Chk Pass	Chk Pass	Chk Pass	Chk Pass
High Limit						
Low Limit						

Elem	Tl1908	V_2908	Zn2062	Si2516	Sr3464
IS Ref	(In2306)	(Y_3710)	(In2306)	(Y_3710)	(Y_3710)
Units	ppb	ppb	ppb	ppb	ppb
Avg	-7.9038	-5.6757	356.76	5803.2	670.84
Stddev	2.1993	3.1060	1.30	6.7	6.22
%RSD	27.826	54.725	.36349	.11626	.92660
Check ?	Chk Pass	Chk Pass	Chk Pass	Chk Pass	Chk Pass
High Limit					
Low Limit					

Int. Std.	In2306	Y_2243	Y_3600	Y_3710
Units	Cts/S	Cts/S	Cts/S	Cts/S
Avg	5869.1	4889.2	48737.	7525.3
Stddev	6.9	15.5	71.	31.9
%RSD	.11821	.31738	.14505	.42408
Check ?	Chk Pass	Chk Pass	Chk Pass	Chk Pass
Value	75.650%	99.134%	91.964%	102.70%
Range				

Sample Name: mb 240-416407/1-a Acquired: 12/23/2019 13:36:49 Type: QC
Method: 2019 ICP I9 6010 200.7 Methods(v185) Mode: CONC Corr. Factor: 1.000000
User: analyst Custom ID1: Custom ID2: Custom ID3:
Comment:

Elem	Ag3280	Al3082	As1890	B_1826	Ba4554	Be3130	Ca3179	Cd2288
IS Ref	(Y_3600)	(Y_3710)	(Y_2243)	(Y_2243)	(Y_3710)	(Y_3710)	(Y_3710)	(Y_2243)
Units	ppb	ppb	ppb	ppb	ppb	ppb	ppb	ppb
Avg	-.67665	6.7272	-3.3267	1.4251	.77627	.17575	-45.676	-.0327
Stddev	.17094	5.5899	3.2116	.7990	.33515	.10423	3.313	.0898
%RSD	25.263	83.094	96.541	56.063	43.175	59.306	7.2526	274.8
Check ?	Chk Pass	Chk Pass	Chk Pass	Chk Pass	Chk Pass	Chk Pass	Chk Pass	Chk Pass
High Limit								
Low Limit								

Elem	Co2286	Cr2677	Cu3273	Fe2599	K_7664	Li6707	Mg2790	Mn2576
IS Ref	(In2306)	(Y_3600)	(Y_3600)	(Y_3710)	(Y_3710)	(Y_3710)	(Y_3710)	(Y_3600)
Units	ppb	ppb	ppb	ppb	ppb	ppb	ppb	ppb
Avg	.55496	.76518	1.6762	1.5596	80.680	.03117	64.892	-.01427
Stddev	.25205	.40587	1.1356	1.7111	25.778	2.6096	21.456	.23843
%RSD	45.418	53.042	67.751	109.72	31.951	8371.7	33.064	1671.0
Check ?	Chk Pass	Chk Pass	Chk Pass	Chk Pass	Chk Pass	Chk Pass	Chk Pass	Chk Pass
High Limit								
Low Limit								

Elem	Mo2020	Na5895	Ni2316	Pb2203	Sb2175	Se1960	Sn1899	Ti3372
IS Ref	(Y_2243)	(Y_3710)	(In2306)	(Y_2243)	(Y_2243)	(Y_2243)	(In2306)	(Y_3600)
Units	ppb	ppb	ppb	ppb	ppb	ppb	ppb	ppb
Avg	-8.3479	243.06	-.15066	.77733	-1.357	-.77783	-1.2087	-.67185
Stddev	.1970	17.27	.21016	1.1857	1.898	1.8935	.3885	.19937
%RSD	2.3597	7.1043	139.50	152.53	139.8	243.43	32.142	29.674
Check ?	Chk Pass	Chk Pass	Chk Pass	Chk Pass	Chk Pass	Chk Pass	Chk Pass	Chk Pass
High Limit								
Low Limit								

Sample Name: mb 240-416407/1-a Acquired: 12/23/2019 13:36:49 Type: QC
Method: 2019 ICP I9 6010 200.7 Methods(v185) Mode: CONC Corr. Factor: 1.000000
User: analyst Custom ID1: Custom ID2: Custom ID3:
Comment:

Elem	Tl1908	V_2908	Zn2062	Si2516	Sr3464
IS Ref	(In2306)	(Y_3710)	(In2306)	(Y_3710)	(Y_3710)
Units	ppb	ppb	ppb	ppb	ppb
Avg	.20675	-2.6360	-3.1882	10.718	2.8281
Stddev	1.7971	2.5390	.1767	4.801	3.8603
%RSD	869.21	96.322	5.5439	44.794	136.50
Check ?	Chk Pass	Chk Pass	Chk Pass	Chk Pass	Chk Pass
High Limit					
Low Limit					

Int. Std.	In2306	Y_2243	Y_3600	Y_3710
Units	Cts/S	Cts/S	Cts/S	Cts/S
Avg	7259.7	4589.0	47222.	6800.0
Stddev	13.5	6.7	217.	21.2
%RSD	.18549	.14555	.46016	.31109

Sample Name: lcs 240-416407/2-a Acquired: 12/23/2019 13:41:13 Type: QC
Method: 2019 ICP I9 6010 200.7 Methods(v185) Mode: CONC Corr. Factor: 1.000000
User: analyst Custom ID1: Custom ID2: Custom ID3:
Comment:

Elem	Ag3280	Al3082	As1890	B_1826	Ba4554	Be3130	Ca3179	Cd2288
IS Ref	(Y_3600)	(Y_3710)	(Y_2243)	(Y_2243)	(Y_3710)	(Y_3710)	(Y_3710)	(Y_2243)
Units	ppb	ppb	ppb	ppb	ppb	ppb	ppb	ppb
Avg	101.62	9285.0	2035.9	1025.7	1972.0	1062.6	47869.	993.4
Stddev	.91	57.2	5.2	1.3	2.5	5.9	17.	1.5
%RSD	.89593	.61568	.25367	.12751	.12632	.55246	.03571	.1514
Check ?	Chk Pass	Chk Pass	Chk Pass	Chk Pass	Chk Pass	Chk Pass	Chk Pass	Chk Pass
Value								
Range								

Elem	Co2286	Cr2677	Cu3273	Fe2599	K_7664	Li6707	Mg2790	Mn2576
IS Ref	(In2306)	(Y_3600)	(Y_3600)	(Y_3710)	(Y_3710)	(Y_3710)	(Y_3710)	(Y_3600)
Units	ppb	ppb	ppb	ppb	ppb	ppb	ppb	ppb
Avg	1012.9	989.71	1010.1	9625.4	46820.	993.63	50157.	1065.4
Stddev	2.3	4.19	2.2	42.8	160.	3.84	169.	4.1
%RSD	.22940	.42324	.21418	.44456	.34256	.38602	.33705	.38479
Check ?	Chk Pass	Chk Pass	Chk Pass	Chk Pass	Chk Pass	Chk Pass	Chk Pass	Chk Pass
Value								
Range								

Elem	Mo2020	Na5895	Ni2316	Pb2203	Sb2175	Se1960	Sn1899	Ti3372
IS Ref	(Y_2243)	(Y_3710)	(In2306)	(Y_2243)	(Y_2243)	(Y_2243)	(In2306)	(Y_3600)
Units	ppb	ppb	ppb	ppb	ppb	ppb	ppb	ppb
Avg	961.50	49858.	1013.7	979.87	1003.	1962.5	1976.7	1071.0
Stddev	15.53	59.	1.5	2.18	4.	6.4	8.3	5.3
%RSD	1.6153	.11931	.14957	.22212	.4237	.32382	.41971	.49028
Check ?	Chk Pass	Chk Pass	Chk Pass	Chk Pass	Chk Pass	Chk Pass	Chk Pass	Chk Pass
Value								
Range								

Sample Name: lcs 240-416407/2-a Acquired: 12/23/2019 13:41:13 Type: QC
Method: 2019 ICP I9 6010 200.7 Methods(v185) Mode: CONC Corr. Factor: 1.000000
User: analyst Custom ID1: Custom ID2: Custom ID3:
Comment:

Elem	Tl1908	V_2908	Zn2062	Si2516	Sr3464
IS Ref	(In2306)	(Y_3710)	(In2306)	(Y_3710)	(Y_3710)
Units	ppb	ppb	ppb	ppb	ppb
Avg	1902.5	931.90	1050.7	2013.4	917.64
Stddev	34.2	6.00	2.4	7.6	12.60
%RSD	1.7997	.64346	.22636	.37609	1.3735
Check ?	Chk Pass	Chk Pass	Chk Pass	Chk Pass	Chk Pass
Value					
Range					

Int. Std.	In2306	Y_2243	Y_3600	Y_3710
Units	Cts/S	Cts/S	Cts/S	Cts/S
Avg	6451.5	4406.8	44424.	6615.6
Stddev	13.9	8.7	208.	13.8
%RSD	.21514	.19790	.46927	.20933

Sample Name: 240-124051-l-1-a Acquired: 12/23/2019 13:45:11 Type: Unk
Method: 2019 ICP I9 6010 200.7 Methods(v185) Mode: CONC Corr. Factor: 1.000000
User: analyst Custom ID1: Custom ID2: Custom ID3:
Comment:

Elem	Ag3280	Al3082	As1890	B_1826	Ba4554	Be3130	Ca3179	Cd2288
IS Ref	(Y_3600)	(Y_3710)	(Y_2243)	(Y_2243)	(Y_3710)	(Y_3710)	(Y_3710)	(Y_2243)
Units	ppb	ppb	ppb	ppb	ppb	ppb	ppb	ppb
Avg	-.19824	726.39	1.6954	584.01	201.29	.30583	89966.	.2640
Stddev	.42337	55.15	1.5536	1.53	.32	.06157	123.	.2401
%RSD	213.56	7.5918	91.637	.26268	.15782	20.133	.13674	90.94
Check ?	Chk Pass	Chk Pass	Chk Pass	Chk Pass	Chk Pass	Chk Pass	Chk Pass	Chk Pass
High Limit								
Low Limit								

Elem	Co2286	Cr2677	Cu3273	Fe2599	K_7664	Li6707	Mg2790	Mn2576
IS Ref	(In2306)	(Y_3600)	(Y_3600)	(Y_3710)	(Y_3710)	(Y_3710)	(Y_3710)	(Y_3600)
Units	ppb	ppb	ppb	ppb	ppb	ppb	ppb	ppb
Avg	5.7470	3.5596	3.1489	8052.5	7446.8	31.756	73512.	584.27
Stddev	.1750	.2928	.8277	4.1	66.4	1.247	74.	1.81
%RSD	3.0446	8.2257	26.286	.05114	.89154	3.9277	.10025	.30903
Check ?	Chk Pass	Chk Pass	Chk Pass	Chk Pass	Chk Pass	Chk Pass	Chk Pass	Chk Pass
High Limit								
Low Limit								

Elem	Mo2020	Na5895	Ni2316	Pb2203	Sb2175	Se1960	Sn1899	Ti3372
IS Ref	(Y_2243)	(Y_3710)	(In2306)	(Y_2243)	(Y_2243)	(Y_2243)	(In2306)	(Y_3600)
Units	ppb	ppb	ppb	ppb	ppb	ppb	ppb	ppb
Avg	3.1756	67801.	11.044	1.5787	-.8040	-3.0867	1.6305	8.2307
Stddev	1.6857	90.	.363	1.2298	1.600	3.9987	.1932	.1848
%RSD	53.084	.13220	3.2879	77.899	199.0	129.55	11.846	2.2446
Check ?	Chk Pass	Chk Pass	Chk Pass	Chk Pass	Chk Pass	Chk Pass	Chk Pass	Chk Pass
High Limit								
Low Limit								

Sample Name: 240-124051-l-1-a Acquired: 12/23/2019 13:45:11 Type: Unk
Method: 2019 ICP I9 6010 200.7 Methods(v185) Mode: CONC Corr. Factor: 1.000000
User: analyst Custom ID1: Custom ID2: Custom ID3:
Comment:

Elem	Tl1908	V_2908	Zn2062	Si2516	Sr3464
IS Ref	(In2306)	(Y_3710)	(In2306)	(Y_3710)	(Y_3710)
Units	ppb	ppb	ppb	ppb	ppb
Avg	5.6784	.03622	14.834	5733.2	971.19
Stddev	.3815	.62343	.029	6.0	4.28
%RSD	6.7190	1721.5	.19790	.10509	.44117
Check ?	Chk Pass	Chk Pass	Chk Pass	Chk Pass	Chk Pass
High Limit					
Low Limit					

Int. Std.	In2306	Y_2243	Y_3600	Y_3710
Units	Cts/S	Cts/S	Cts/S	Cts/S
Avg	6508.0	4390.0	44517.	6617.2
Stddev	14.2	7.3	211.	15.3
%RSD	.21798	.16623	.47315	.23093
Check ?	Chk Pass	Chk Pass	Chk Pass	Chk Pass
Value	83.885%	89.012%	84.001%	90.309%
Range				

Sample Name: SD 240-124051-l-1a@5 Acquired: 12/23/2019 13:49:31 Type: Unk
Method: 2019 ICP I9 6010 200.7 Methods(v185) Mode: CONC Corr. Factor: 1.000000
User: analyst Custom ID1: Custom ID2: Custom ID3:
Comment:

Elem	Ag3280	Al3082	As1890	B_1826	Ba4554	Be3130	Ca3179	Cd2288
IS Ref	(Y_3600)	(Y_3710)	(Y_2243)	(Y_2243)	(Y_3710)	(Y_3710)	(Y_3710)	(Y_2243)
Units	ppb	ppb	ppb	ppb	ppb	ppb	ppb	ppb
Avg	.01103	150.81	-1.8703	114.40	41.403	.36646	18124.	-.1632
Stddev	.50644	50.69	1.8904	.85	.217	.03531	48.	.0699
%RSD	4592.4	33.611	101.07	.74000	.52442	9.6364	.26231	42.85
Check ?	Chk Pass	Chk Pass	Chk Pass	Chk Pass	Chk Pass	Chk Pass	Chk Pass	Chk Pass
High Limit								
Low Limit								

Elem	Co2286	Cr2677	Cu3273	Fe2599	K_7664	Li6707	Mg2790	Mn2576
IS Ref	(In2306)	(Y_3600)	(Y_3600)	(Y_3710)	(Y_3710)	(Y_3710)	(Y_3710)	(Y_3600)
Units	ppb	ppb	ppb	ppb	ppb	ppb	ppb	ppb
Avg	1.4199	1.1202	1.5645	1638.4	1583.0	9.6346	15123.	121.05
Stddev	.1873	.2859	.7639	6.5	21.1	4.5029	30.	4.91
%RSD	13.189	25.526	48.829	.39564	1.3328	46.737	.19995	4.0582
Check ?	Chk Pass	Chk Pass	Chk Pass	Chk Pass	Chk Pass	Chk Pass	Chk Pass	Chk Pass
High Limit								
Low Limit								

Elem	Mo2020	Na5895	Ni2316	Pb2203	Sb2175	Se1960	Sn1899	Ti3372
IS Ref	(Y_2243)	(Y_3710)	(In2306)	(Y_2243)	(Y_2243)	(Y_2243)	(In2306)	(Y_3600)
Units	ppb	ppb	ppb	ppb	ppb	ppb	ppb	ppb
Avg	-7.2609	13546.	2.1016	.66342	-2.800	-1.5666	-.72596	1.3170
Stddev	.4573	50.	.3311	1.0508	2.530	3.6848	.08757	.3585
%RSD	6.2975	.36775	15.756	158.39	90.35	235.21	12.063	27.222
Check ?	Chk Pass	Chk Pass	Chk Pass	Chk Pass	Chk Pass	Chk Pass	Chk Pass	Chk Pass
High Limit								
Low Limit								

Sample Name: SD 240-124051-l-1a@5 Acquired: 12/23/2019 13:49:31 Type: Unk
Method: 2019 ICP I9 6010 200.7 Methods(v185) Mode: CONC Corr. Factor: 1.000000
User: analyst Custom ID1: Custom ID2: Custom ID3:
Comment:

Elem	Tl1908	V_2908	Zn2062	Si2516	Sr3464
IS Ref	(In2306)	(Y_3710)	(In2306)	(Y_3710)	(Y_3710)
Units	ppb	ppb	ppb	ppb	ppb
Avg	1.0801	-8.4131	.64088	1143.4	202.66
Stddev	.7708	3.9950	.03508	13.9	3.54
%RSD	71.367	47.485	5.4731	1.2133	1.7449
Check ?	Chk Pass	Chk Pass	Chk Pass	Chk Pass	Chk Pass
High Limit					
Low Limit					

Int. Std.	In2306	Y_2243	Y_3600	Y_3710
Units	Cts/S	Cts/S	Cts/S	Cts/S
Avg	7025.6	4526.4	45545.	6701.6
Stddev	10.2	6.3	1496.	18.1
%RSD	.14521	.13963	3.2856	.26973
Check ?	Chk Pass	Chk Pass	Chk Pass	Chk Pass
Value	90.557%	91.779%	85.940%	91.460%
Range				

Sample Name: 240-124051-l-1-b ms Acquired: 12/23/2019 13:53:53 Type: Unk
Method: 2019 ICP I9 6010 200.7 Methods(v185) Mode: CONC Corr. Factor: 1.000000
User: analyst Custom ID1: Custom ID2: Custom ID3:
Comment:

Elem	Ag3280	Al3082	As1890	B_1826	Ba4554	Be3130	Ca3179
IS Ref	(Y_3600)	(Y_3710)	(Y_2243)	(Y_2243)	(Y_3710)	(Y_3710)	(Y_3710)
Units	ppb	ppb	ppb	ppb	ppb	ppb	ppb
Avg	W 101.01	10373.	2051.6	1604.2	2150.5	1033.0	135650.
Stddev	.25	4.	5.0	4.2	4.7	4.0	342.
%RSD	.24579	.03383	.24264	.26083	.21837	.38770	.25188
Check ?	Chk Warn	Chk Pass	Chk Pass	Chk Pass	Chk Pass	Chk Pass	Chk Pass
High Limit	100.00						
Low Limit	-500000.						

Elem	Cd2288	Co2286	Cr2677	Cu3273	Fe2599	K_7664	Li6707
IS Ref	(Y_2243)	(In2306)	(Y_3600)	(Y_3600)	(Y_3710)	(Y_3710)	(Y_3710)
Units	ppb	ppb	ppb	ppb	ppb	ppb	ppb
Avg	985.5	1011.0	964.53	999.28	17359.	53519.	1005.3
Stddev	2.8	2.5	.79	2.52	36.	49.	3.6
%RSD	.2886	.24322	.08221	.25235	.20926	.09248	.35622
Check ?	Chk Pass	Chk Pass	Chk Pass	Chk Pass	Chk Pass	Chk Pass	Chk Pass
High Limit							
Low Limit							

Elem	Mg2790	Mn2576	Mo2020	Na5895	Ni2316	Pb2203	Sb2175
IS Ref	(Y_3710)	(Y_3600)	(Y_2243)	(Y_3710)	(In2306)	(Y_2243)	(Y_2243)
Units	ppb	ppb	ppb	ppb	ppb	ppb	ppb
Avg	121450.	1622.0	960.30	116090.	1014.8	946.42	997.4
Stddev	276.	.7	14.99	272.	1.6	1.78	3.4
%RSD	.22700	.04153	1.5605	.23415	.15761	.18812	.3395
Check ?	Chk Pass	Chk Pass	Chk Pass	Chk Pass	Chk Pass	Chk Pass	Chk Pass
High Limit							
Low Limit							

Sample Name: 240-124051-l-1-b ms Acquired: 12/23/2019 13:53:53 Type: Unk
Method: 2019 ICP I9 6010 200.7 Methods(v185) Mode: CONC Corr. Factor: 1.000000
User: analyst Custom ID1: Custom ID2: Custom ID3:
Comment:

Elem	Se1960	Sn1899	Ti3372	Tl1908	V_2908	Zn2062	Si2516
IS Ref	(Y_2243)	(In2306)	(Y_3600)	(In2306)	(Y_3710)	(In2306)	(Y_3710)
Units	ppb	ppb	ppb	ppb	ppb	ppb	ppb
Avg	1953.3	1993.6	1055.6	1863.5	913.75	1056.9	8506.9
Stddev	14.6	5.0	1.5	27.8	3.41	3.7	45.2
%RSD	.74595	.24963	.14613	1.4908	.37265	.34940	.53163
Check ?	Chk Pass	Chk Pass	Chk Pass	Chk Pass	Chk Pass	Chk Pass	Chk Pass
High Limit							
Low Limit							

Elem	Sr3464
IS Ref	(Y_3710)
Units	ppb
Avg	1842.0
Stddev	6.0
%RSD	.32540
Check ?	Chk Pass
High Limit	
Low Limit	

Int. Std.	In2306	Y_2243	Y_3600	Y_3710
Units	Cts/S	Cts/S	Cts/S	Cts/S
Avg	6193.2	4331.5	43820.	6673.8
Stddev	6.4	7.0	74.	22.8
%RSD	.10332	.16119	.16885	.34148
Check ?	Chk Pass	Chk Pass	Chk Pass	Chk Pass
Value	79.828%	87.825%	82.686%	91.081%
Range				

Sample Name: 240-124051-l-1-c msd Acquired: 12/23/2019 13:57:51 Type: Unk
Method: 2019 ICP I9 6010 200.7 Methods(v185) Mode: CONC Corr. Factor: 1.000000
User: analyst Custom ID1: Custom ID2: Custom ID3:
Comment:

Elem	Ag3280	Al3082	As1890	B_1826	Ba4554	Be3130	Ca3179
IS Ref	(Y_3600)	(Y_3710)	(Y_2243)	(Y_2243)	(Y_3710)	(Y_3710)	(Y_3710)
Units	ppb	ppb	ppb	ppb	ppb	ppb	ppb
Avg	W 102.45	10574.	2076.7	1626.6	2177.8	1044.0	137410.
Stddev	.30	86.	1.0	4.8	7.0	6.1	477.
%RSD	.29175	.81441	.04876	.29706	.32314	.58356	.34747
Check ?	Chk Warn	Chk Pass	Chk Pass	Chk Pass	Chk Pass	Chk Pass	Chk Pass
High Limit	100.00						
Low Limit	-500000.						

Elem	Cd2288	Co2286	Cr2677	Cu3273	Fe2599	K_7664	Li6707
IS Ref	(Y_2243)	(In2306)	(Y_3600)	(Y_3600)	(Y_3710)	(Y_3710)	(Y_3710)
Units	ppb	ppb	ppb	ppb	ppb	ppb	ppb
Avg	997.4	1023.8	976.94	1009.4	17643.	54289.	1020.7
Stddev	.8	1.2	3.21	2.2	71.	107.	7.4
%RSD	.0820	.11302	.32827	.21489	.40097	.19735	.72857
Check ?	Chk Pass	Chk Pass	Chk Pass	Chk Pass	Chk Pass	Chk Pass	Chk Pass
High Limit							
Low Limit							

Elem	Mg2790	Mn2576	Mo2020	Na5895	Ni2316	Pb2203	Sb2175
IS Ref	(Y_3710)	(Y_3600)	(Y_2243)	(Y_3710)	(In2306)	(Y_2243)	(Y_2243)
Units	ppb	ppb	ppb	ppb	ppb	ppb	ppb
Avg	122930.	1635.0	984.69	117460.	1027.4	958.34	1015.
Stddev	397.	3.5	11.75	442.	2.7	1.11	3.
%RSD	.32324	.21405	1.1932	.37631	.25909	.11625	.2693
Check ?	Chk Pass	Chk Pass	Chk Pass	Chk Pass	Chk Pass	Chk Pass	Chk Pass
High Limit							
Low Limit							

Sample Name: 240-124051-l-1-c msd Acquired: 12/23/2019 13:57:51 Type: Unk
Method: 2019 ICP I9 6010 200.7 Methods(v185) Mode: CONC Corr. Factor: 1.000000
User: analyst Custom ID1: Custom ID2: Custom ID3:
Comment:

Elem	Se1960	Sn1899	Ti3372	Tl1908	V_2908	Zn2062	Si2516
IS Ref	(Y_2243)	(In2306)	(Y_3600)	(In2306)	(Y_3710)	(In2306)	(Y_3710)
Units	ppb	ppb	ppb	ppb	ppb	ppb	ppb
Avg	1980.9	2016.6	1065.6	1894.2	929.33	1070.1	8598.5
Stddev	4.7	4.7	3.0	30.2	5.26	1.4	22.5
%RSD	.23739	.23522	.28332	1.5940	.56597	.12718	.26111
Check ?	Chk Pass	Chk Pass	Chk Pass	Chk Pass	Chk Pass	Chk Pass	Chk Pass
High Limit							
Low Limit							

Elem	Sr3464
IS Ref	(Y_3710)
Units	ppb
Avg	1862.2
Stddev	16.3
%RSD	.87389
Check ?	Chk Pass
High Limit	
Low Limit	

Int. Std.	In2306	Y_2243	Y_3600	Y_3710
Units	Cts/S	Cts/S	Cts/S	Cts/S
Avg	6156.3	4304.5	43902.	6752.4
Stddev	16.4	15.3	216.	26.9
%RSD	.26577	.35509	.49198	.39767
Check ?	Chk Pass	Chk Pass	Chk Pass	Chk Pass
Value	79.351%	87.279%	82.840%	92.154%
Range				

Sample Name: 240-124056-n-1-a Acquired: 12/23/2019 14:01:49 Type: Unk
Method: 2019 ICP I9 6010 200.7 Methods(v185) Mode: CONC Corr. Factor: 1.000000
User: analyst Custom ID1: Custom ID2: Custom ID3:
Comment:

Elem	Ag3280	Al3082	As1890	B_1826	Ba4554	Be3130	Ca3179
IS Ref	(Y_3600)	(Y_3710)	(Y_2243)	(Y_2243)	(Y_3710)	(Y_3710)	(Y_3710)
Units	ppb	ppb	ppb	ppb	ppb	ppb	ppb
Avg	-.06662	37.143	-.36195	881.77	74.158	.06387	77511.
Stddev	.62937	18.579	1.6884	3.05	.349	.16302	242.
%RSD	944.73	50.020	466.47	.34592	.47031	255.23	.31260
Check ?	Chk Pass	Chk Pass	Chk Pass	Chk Pass	Chk Pass	Chk Pass	Chk Pass
High Limit							
Low Limit							

Elem	Cd2288	Co2286	Cr2677	Cu3273	Fe2599	K_7664	Li6707
IS Ref	(Y_2243)	(In2306)	(Y_3600)	(Y_3600)	(Y_3710)	(Y_3710)	(Y_3710)
Units	ppb	ppb	ppb	ppb	ppb	ppb	ppb
Avg	.1679	.95163	2.7376	1.1038	147.12	10711.	35.606
Stddev	.1566	.41752	.3059	.7896	2.15	28.	2.735
%RSD	93.24	43.874	11.173	71.539	1.4647	.26601	7.6817
Check ?	Chk Pass	Chk Pass	Chk Pass	Chk Pass	Chk Pass	Chk Pass	Chk Pass
High Limit							
Low Limit							

Elem	Mg2790	Mn2576	Mo2020	Na5895	Ni2316	Pb2203	Sb2175
IS Ref	(Y_3710)	(Y_3600)	(Y_2243)	(Y_3710)	(In2306)	(Y_2243)	(Y_2243)
Units	ppb	ppb	ppb	ppb	ppb	ppb	ppb
Avg	69365.	21.891	9.1809	103290.	3.8783	-.01782	-1.030
Stddev	285.	.151	1.6410	109.	.5056	1.5018	1.391
%RSD	.41153	.69060	17.874	.10542	13.038	8425.4	135.0
Check ?	Chk Pass	Chk Pass	Chk Pass	Chk Pass	Chk Pass	Chk Pass	Chk Pass
High Limit							
Low Limit							

Sample Name: 240-124056-n-1-a Acquired: 12/23/2019 14:01:49 Type: Unk
Method: 2019 ICP I9 6010 200.7 Methods(v185) Mode: CONC Corr. Factor: 1.000000
User: analyst Custom ID1: Custom ID2: Custom ID3:
Comment:

Elem	Se1960	Sn1899	Ti3372	Tl1908	V_2908	Zn2062	Si2516
IS Ref	(Y_2243)	(In2306)	(Y_3600)	(In2306)	(Y_3710)	(In2306)	(Y_3710)
Units	ppb	ppb	ppb	ppb	ppb	ppb	ppb
Avg	1.6758	1.2664	.93341	5.9528	-3.5943	6.7756	5412.5
Stddev	4.4921	.0267	.12901	1.1522	2.1078	.1898	13.8
%RSD	268.06	2.1087	13.821	19.356	58.642	2.8018	.25436
Check ?	Chk Pass	Chk Pass	Chk Pass	Chk Pass	Chk Pass	Chk Pass	Chk Pass
High Limit							
Low Limit							

Elem	Sr3464
IS Ref	(Y_3710)
Units	ppb
Avg	869.95
Stddev	3.22
%RSD	.36996
Check ?	Chk Pass
High Limit	
Low Limit	

Int. Std.	In2306	Y_2243	Y_3600	Y_3710
Units	Cts/S	Cts/S	Cts/S	Cts/S
Avg	6506.5	4400.1	44631.	6681.0
Stddev	36.8	26.5	117.	51.0
%RSD	.56529	.60273	.26123	.76285
Check ?	Chk Pass	Chk Pass	Chk Pass	Chk Pass
Value	83.866%	89.216%	84.216%	91.180%
Range				

Sample Name: 240-124017-c-2-a@5 Acquired: 12/23/2019 14:06:08 Type: Unk
Method: 2019 ICP I9 6010 200.7 Methods(v185) Mode: CONC Corr. Factor: 1.000000
User: analyst Custom ID1: Custom ID2: Custom ID3:
Comment:

Elem	Ag3280	Al3082	As1890	B_1826	Ba4554	Be3130	Ca3179
IS Ref	(Y_3600)	(Y_3710)	(Y_2243)	(Y_2243)	(Y_3710)	(Y_3710)	(Y_3710)
Units	ppb	ppb	ppb	ppb	ppb	ppb	ppb
Avg	6.8407	14742.	31.183	11.640	298.97	1.3316	31798.
Stddev	.1216	36.	1.675	1.030	.75	.1173	46.
%RSD	1.7781	.24344	5.3723	8.8454	.25028	8.8074	.14581
Check ?	Chk Pass	Chk Pass	Chk Pass	Chk Pass	Chk Pass	Chk Pass	Chk Pass
High Limit							
Low Limit							

Elem	Cd2288	Co2286	Cr2677	Cu3273	Fe2599	K_7664	Li6707
IS Ref	(Y_2243)	(In2306)	(Y_3600)	(Y_3600)	(Y_3710)	(Y_3710)	(Y_3710)
Units	ppb	ppb	ppb	ppb	ppb	ppb	ppb
Avg	4.406	19.956	703.00	540.42	279550.	1135.9	16.420
Stddev	.436	.183	2.03	1.63	2998.	35.6	2.866
%RSD	9.894	.91547	.28806	.30251	1.0724	3.1376	17.454
Check ?	Chk Pass	Chk Pass	Chk Pass	Chk Pass	Chk Pass	Chk Pass	Chk Pass
High Limit							
Low Limit							

Elem	Mg2790	Mn2576	Mo2020	Na5895	Ni2316	Pb2203	Sb2175
IS Ref	(Y_3710)	(Y_3600)	(Y_2243)	(Y_3710)	(In2306)	(Y_2243)	(Y_2243)
Units	ppb	ppb	ppb	ppb	ppb	ppb	ppb
Avg	4730.7	3351.2	46.848	360.00	238.31	725.83	6.685
Stddev	47.0	15.3	.880	8.15	1.56	1.60	.665
%RSD	.99405	.45508	1.8780	2.2646	.65345	.21999	9.942
Check ?	Chk Pass	Chk Pass	Chk Pass	Chk Pass	Chk Pass	Chk Pass	Chk Pass
High Limit							
Low Limit							

Sample Name: 240-124017-c-2-a@5 Acquired: 12/23/2019 14:06:08 Type: Unk
Method: 2019 ICP I9 6010 200.7 Methods(v185) Mode: CONC Corr. Factor: 1.000000
User: analyst Custom ID1: Custom ID2: Custom ID3:
Comment:

Elem	Se1960	Sn1899	Ti3372	Tl1908	V_2908	Zn2062	Si2516
IS Ref	(Y_2243)	(In2306)	(Y_3600)	(In2306)	(Y_3710)	(In2306)	(Y_3710)
Units	ppb	ppb	ppb	ppb	ppb	ppb	ppb
Avg	-1.2325	82.603	216.04	.51201	26.943	2716.5	1384.3
Stddev	1.3762	.597	.92	.40577	2.899	19.0	29.2
%RSD	111.66	.72273	.42547	79.251	10.759	.69998	2.1070
Check ?	Chk Pass	Chk Pass	Chk Pass	Chk Pass	Chk Pass	Chk Pass	Chk Pass
High Limit							
Low Limit							

Elem	Sr3464
IS Ref	(Y_3710)
Units	ppb
Avg	102.95
Stddev	7.53
%RSD	7.3178
Check ?	Chk Pass
High Limit	
Low Limit	

Int. Std.	In2306	Y_2243	Y_3600	Y_3710
Units	Cts/S	Cts/S	Cts/S	Cts/S
Avg	6909.2	4573.0	46482.	6907.5
Stddev	18.6	4.0	213.	49.5
%RSD	.26860	.08717	.45746	.71680
Check ?	Chk Pass	Chk Pass	Chk Pass	Chk Pass
Value	89.057%	92.723%	87.710%	94.271%
Range				

Sample Name: 240-124017-b-3-a@2 Acquired: 12/23/2019 14:10:28 Type: Unk
Method: 2019 ICP I9 6010 200.7 Methods(v185) Mode: CONC Corr. Factor: 1.000000
User: analyst Custom ID1: Custom ID2: Custom ID3:
Comment:

Elem	Ag3280	Al3082	As1890	B_1826	Ba4554	Be3130	Ca3179
IS Ref	(Y_3600)	(Y_3710)	(Y_2243)	(Y_2243)	(Y_3710)	(Y_3710)	(Y_3710)
Units	ppb	ppb	ppb	ppb	ppb	ppb	ppb
Avg	13.082	42434.	70.256	30.574	686.49	4.0172	58941.
Stddev	.329	144.	.909	.561	2.53	.0346	24.
%RSD	2.5172	.33959	1.2945	1.8338	.36825	.86115	.04065
Check ?	Chk Pass	Chk Pass	Chk Pass	Chk Pass	Chk Pass	Chk Pass	Chk Pass
High Limit							
Low Limit							

Elem	Cd2288	Co2286	Cr2677	Cu3273	Fe2599	K_7664	Li6707
IS Ref	(Y_2243)	(In2306)	(Y_3600)	(Y_3600)	(Y_3710)	(Y_3710)	(Y_3710)
Units	ppb	ppb	ppb	ppb	ppb	ppb	ppb
Avg	9.568	38.170	1080.8	732.26	348170.	3802.6	57.034
Stddev	.067	.258	3.0	.76	4911.	85.4	3.016
%RSD	.6962	.67621	.27392	.10379	1.4104	2.2449	5.2879
Check ?	Chk Pass	Chk Pass	Chk Pass	Chk Pass	Chk Pass	Chk Pass	Chk Pass
High Limit							
Low Limit							

Elem	Mg2790	Mn2576	Mo2020	Na5895	Ni2316	Pb2203	Sb2175
IS Ref	(Y_3710)	(Y_3600)	(Y_2243)	(Y_3710)	(In2306)	(Y_2243)	(Y_2243)
Units	ppb	ppb	ppb	ppb	ppb	ppb	ppb
Avg	12887.	5514.8	52.920	768.83	317.46	1712.6	5.070
Stddev	106.	35.1	.559	20.35	2.13	13.3	2.203
%RSD	.81968	.63608	1.0559	2.6472	.67050	.77871	43.46
Check ?	Chk Pass	Chk Pass	Chk Pass	Chk Pass	Chk Pass	Chk Pass	Chk Pass
High Limit							
Low Limit							

Sample Name: 240-124017-b-3-a@2 Acquired: 12/23/2019 14:10:28 Type: Unk
Method: 2019 ICP I9 6010 200.7 Methods(v185) Mode: CONC Corr. Factor: 1.000000
User: analyst Custom ID1: Custom ID2: Custom ID3:
Comment:

Elem	Se1960	Sn1899	Ti3372	Tl1908	V_2908	Zn2062	Si2516
IS Ref	(Y_2243)	(In2306)	(Y_3600)	(In2306)	(Y_3710)	(In2306)	(Y_3710)
Units	ppb	ppb	ppb	ppb	ppb	ppb	ppb
Avg	4.4662	137.56	506.19	2.6723	76.736	5970.4	1946.2
Stddev	.6403	1.03	.45	.7707	1.423	34.7	27.9
%RSD	14.337	.74543	.08975	28.841	1.8545	.58182	1.4318
Check ?	Chk Pass	Chk Pass	Chk Pass	Chk Pass	Chk Pass	Chk Pass	Chk Pass
High Limit							
Low Limit							

Elem	Sr3464
IS Ref	(Y_3710)
Units	ppb
Avg	212.95
Stddev	1.75
%RSD	.81978
Check ?	Chk Pass
High Limit	
Low Limit	

Int. Std.	In2306	Y_2243	Y_3600	Y_3710
Units	Cts/S	Cts/S	Cts/S	Cts/S
Avg	6799.9	4669.9	47020.	7069.4
Stddev	19.9	14.0	9.	6.5
%RSD	.29309	.30047	.01973	.09137
Check ?	Chk Pass	Chk Pass	Chk Pass	Chk Pass
Value	87.648%	94.688%	88.724%	96.481%
Range				

Sample Name: CCV-4543978 Acquired: 12/23/2019 14:14:55 Type: QC
Method: 2019 ICP I9 6010 200.7 Methods(v185) Mode: CONC Corr. Factor: 1.000000
User: analyst Custom ID1: Custom ID2: Custom ID3:
Comment:

Elem	Ag3280	Al3082	As1890	B_1826	Ba4554	Be3130	Ca3179	Cd2288
IS Ref	(Y_3600)	(Y_3710)	(Y_2243)	(Y_2243)	(Y_3710)	(Y_3710)	(Y_3710)	(Y_2243)
Units	ppb	ppb	ppb	ppb	ppb	ppb	ppb	ppb
Avg	1019.3	46018.	2030.0	5086.6	2003.6	2131.6	48111.	1973.
Stddev	2.0	52.	5.9	3.3	3.0	5.8	66.	4.
%RSD	.19141	.11337	.28964	.06576	.14855	.27388	.13756	.1935
Check ?	Chk Pass	Chk Pass	Chk Pass	Chk Pass	Chk Pass	Chk Pass	Chk Pass	Chk Pass
Value								
Range								

Elem	Co2286	Cr2677	Cu3273	Fe2599	K_7664	Li6707	Mg2790	Mn2576
IS Ref	(In2306)	(Y_3600)	(Y_3600)	(Y_3710)	(Y_3710)	(Y_3710)	(Y_3710)	(Y_3600)
Units	ppb	ppb	ppb	ppb	ppb	ppb	ppb	ppb
Avg	2067.9	1977.6	2032.2	47622.	46973.	1984.5	50013.	2138.1
Stddev	3.3	3.5	3.1	104.	166.	2.8	227.	3.7
%RSD	.15721	.17464	.15319	.21883	.35371	.13977	.45486	.17103
Check ?	Chk Pass	Chk Pass	Chk Pass	Chk Pass	Chk Pass	Chk Pass	Chk Pass	Chk Pass
Value								
Range								

Elem	Mo2020	Na5895	Ni2316	Pb2203	Sb2175	Se1960	Sn1899	Ti3372
IS Ref	(Y_2243)	(Y_3710)	(In2306)	(Y_2243)	(Y_2243)	(Y_2243)	(In2306)	(Y_3600)
Units	ppb	ppb	ppb	ppb	ppb	ppb	ppb	ppb
Avg	1996.0	49754.	2067.0	1959.5	1957.	1953.5	2021.1	2163.0
Stddev	20.9	127.	4.9	.4	5.	3.7	8.0	3.1
%RSD	1.0468	.25454	.23851	.01865	.2509	.19106	.39793	.14261
Check ?	Chk Pass	Chk Pass	Chk Pass	Chk Pass	Chk Pass	Chk Pass	Chk Pass	Chk Pass
Value								
Range								

Sample Name: CCV-4543978 Acquired: 12/23/2019 14:14:55 Type: QC
Method: 2019 ICP I9 6010 200.7 Methods(v185) Mode: CONC Corr. Factor: 1.000000
User: analyst Custom ID1: Custom ID2: Custom ID3:
Comment:

Elem	Tl1908	V_2908	Zn2062	Si2516	Sr3464
IS Ref	(In2306)	(Y_3710)	(In2306)	(Y_3710)	(Y_3710)
Units	ppb	ppb	ppb	ppb	ppb
Avg	1953.4	1875.0	2125.1	19726.	1869.0
Stddev	16.4	1.9	3.0	13.	3.6
%RSD	.84083	.09871	.13979	.06600	.19492
Check ?	Chk Pass	Chk Pass	Chk Pass	Chk Pass	Chk Pass
Value					
Range					

Int. Std.	In2306	Y_2243	Y_3600	Y_3710
Units	Cts/S	Cts/S	Cts/S	Cts/S
Avg	6430.1	4466.1	45374.	6780.4
Stddev	2.4	5.1	59.	31.8
%RSD	.03701	.11326	.12982	.46900

Sample Name: CCB Acquired: 12/23/2019 14:18:53 Type: QC
Method: 2019 ICP I9 6010 200.7 Methods(v185) Mode: CONC Corr. Factor: 1.000000
User: analyst Custom ID1: Custom ID2: Custom ID3:
Comment:

Elem	Ag3280	Al3082	As1890	B_1826	Ba4554	Be3130	Ca3179	Cd2288
IS Ref	(Y_3600)	(Y_3710)	(Y_2243)	(Y_2243)	(Y_3710)	(Y_3710)	(Y_3710)	(Y_2243)
Units	ppb	ppb	ppb	ppb	ppb	ppb	ppb	ppb
Avg	.46829	3.0822	-1.2238	6.8120	1.1007	.31560	-55.806	-.0396
Stddev	.70268	12.742	1.2082	1.1400	.4040	.20296	3.862	.0855
%RSD	150.05	413.42	98.729	16.736	36.702	64.310	6.9209	216.2
Check ?	Chk Pass	Chk Pass	Chk Pass	Chk Pass	Chk Pass	Chk Pass	Chk Pass	Chk Pass
High Limit								
Low Limit								

Elem	Co2286	Cr2677	Cu3273	Fe2599	K_7664	Li6707	Mg2790	Mn2576
IS Ref	(In2306)	(Y_3600)	(Y_3600)	(Y_3710)	(Y_3710)	(Y_3710)	(Y_3710)	(Y_3600)
Units	ppb	ppb	ppb	ppb	ppb	ppb	ppb	ppb
Avg	.15785	.70996	.71589	7.5538	50.923	3.1855	7.9987	.10925
Stddev	.19909	.27511	.66899	3.6238	16.714	2.6730	11.221	.06493
%RSD	126.13	38.751	93.449	47.974	32.821	83.912	140.29	59.433
Check ?	Chk Pass	Chk Pass	Chk Pass	Chk Pass	Chk Pass	Chk Pass	Chk Pass	Chk Pass
High Limit								
Low Limit								

Elem	Mo2020	Na5895	Ni2316	Pb2203	Sb2175	Se1960	Sn1899	Ti3372
IS Ref	(Y_2243)	(Y_3710)	(In2306)	(Y_2243)	(Y_2243)	(Y_2243)	(In2306)	(Y_3600)
Units	ppb	ppb	ppb	ppb	ppb	ppb	ppb	ppb
Avg	5.3230	62.505	.28375	2.0427	-1.344	-.75472	-.68884	-.20859
Stddev	1.9663	6.389	.69795	1.0456	1.824	2.0336	.86079	.41052
%RSD	36.941	10.221	245.97	51.188	135.7	269.45	124.96	196.81
Check ?	Chk Pass	Chk Pass	Chk Pass	Chk Pass	Chk Pass	Chk Pass	Chk Pass	Chk Pass
High Limit								
Low Limit								

Sample Name: CCB Acquired: 12/23/2019 14:18:53 Type: QC
Method: 2019 ICP I9 6010 200.7 Methods(v185) Mode: CONC Corr. Factor: 1.000000
User: analyst Custom ID1: Custom ID2: Custom ID3:
Comment:

Elem	Tl1908	V_2908	Zn2062	Si2516	Sr3464
IS Ref	(In2306)	(Y_3710)	(In2306)	(Y_3710)	(Y_3710)
Units	ppb	ppb	ppb	ppb	ppb
Avg	4.4158	-6.5098	-2.2630	18.012	-1.5702
Stddev	.8158	5.1416	.0272	6.201	4.2447
%RSD	18.474	78.983	1.2004	34.429	270.34
Check ?	Chk Pass	Chk Pass	Chk Pass	Chk Pass	Chk Pass
High Limit					
Low Limit					

Int. Std.	In2306	Y_2243	Y_3600	Y_3710
Units	Cts/S	Cts/S	Cts/S	Cts/S
Avg	7398.8	4665.4	47975.	6906.6
Stddev	8.1	5.8	65.	30.7
%RSD	.10939	.12490	.13639	.44504

Sample Name: 240-124017-c-4-a@5 Acquired: 12/23/2019 14:23:18 Type: Unk
Method: 2019 ICP I9 6010 200.7 Methods(v185) Mode: CONC Corr. Factor: 1.000000
User: analyst Custom ID1: Custom ID2: Custom ID3:
Comment:

Elem	Ag3280	Al3082	As1890	B_1826	Ba4554	Be3130	Ca3179
IS Ref	(Y_3600)	(Y_3710)	(Y_2243)	(Y_2243)	(Y_3710)	(Y_3710)	(Y_3710)
Units	ppb	ppb	ppb	ppb	ppb	ppb	ppb
Avg	2.3172	8518.0	21.680	9.6208	117.24	1.0950	22429.
Stddev	.2664	34.6	1.714	.2037	.29	.0833	34.
%RSD	11.498	.40605	7.9071	2.1175	.24937	7.6064	.15226
Check ?	Chk Pass	Chk Pass	Chk Pass	Chk Pass	Chk Pass	Chk Pass	Chk Pass
High Limit							
Low Limit							

Elem	Cd2288	Co2286	Cr2677	Cu3273	Fe2599	K_7664	Li6707
IS Ref	(Y_2243)	(In2306)	(Y_3600)	(Y_3600)	(Y_3710)	(Y_3710)	(Y_3710)
Units	ppb	ppb	ppb	ppb	ppb	ppb	ppb
Avg	2.171	15.131	266.53	293.51	278180.	633.44	15.281
Stddev	.143	.116	.82	.47	2298.	31.80	3.594
%RSD	6.611	.76599	.30579	.15960	.82612	5.0205	23.516
Check ?	Chk Pass	Chk Pass	Chk Pass	Chk Pass	Chk Pass	Chk Pass	Chk Pass
High Limit							
Low Limit							

Elem	Mg2790	Mn2576	Mo2020	Na5895	Ni2316	Pb2203	Sb2175
IS Ref	(Y_3710)	(Y_3600)	(Y_2243)	(Y_3710)	(In2306)	(Y_2243)	(Y_2243)
Units	ppb	ppb	ppb	ppb	ppb	ppb	ppb
Avg	4289.2	2992.3	33.353	213.66	118.26	300.67	2.314
Stddev	7.3	10.0	.232	4.81	.68	2.61	3.141
%RSD	.17087	.33330	.69546	2.2519	.57349	.86913	135.8
Check ?	Chk Pass	Chk Pass	Chk Pass	Chk Pass	Chk Pass	Chk Pass	Chk Pass
High Limit							
Low Limit							

Sample Name: 240-124017-c-4-a@5 Acquired: 12/23/2019 14:23:18 Type: Unk
Method: 2019 ICP I9 6010 200.7 Methods(v185) Mode: CONC Corr. Factor: 1.000000
User: analyst Custom ID1: Custom ID2: Custom ID3:
Comment:

Elem	Se1960	Sn1899	Ti3372	Tl1908	V_2908	Zn2062	Si2516
IS Ref	(Y_2243)	(In2306)	(Y_3600)	(In2306)	(Y_3710)	(In2306)	(Y_3710)
Units	ppb	ppb	ppb	ppb	ppb	ppb	ppb
Avg	-3.2869	62.273	253.54	.48910	23.370	1435.6	1659.2
Stddev	1.5489	1.314	.80	1.2446	2.228	8.3	32.3
%RSD	47.124	2.1101	.31668	254.46	9.5324	.58079	1.9495
Check ?	Chk Pass	Chk Pass	Chk Pass	Chk Pass	Chk Pass	Chk Pass	Chk Pass
High Limit							
Low Limit							

Elem	Sr3464
IS Ref	(Y_3710)
Units	ppb
Avg	57.145
Stddev	3.161
%RSD	5.5321
Check ?	Chk Pass
High Limit	
Low Limit	

Int. Std.	In2306	Y_2243	Y_3600	Y_3710
Units	Cts/S	Cts/S	Cts/S	Cts/S
Avg	6981.7	4598.0	47272.	6938.6
Stddev	6.6	3.3	204.	19.0
%RSD	.09440	.07171	.43084	.27352
Check ?	Chk Pass	Chk Pass	Chk Pass	Chk Pass
Value	89.991%	93.230%	89.199%	94.695%
Range				

Sample Name: 240-124017-c-5-a@5 Acquired: 12/23/2019 14:27:39 Type: Unk
Method: 2019 ICP I9 6010 200.7 Methods(v185) Mode: CONC Corr. Factor: 1.000000
User: analyst Custom ID1: Custom ID2: Custom ID3:
Comment:

Elem	Ag3280	Al3082	As1890	B_1826	Ba4554	Be3130	Ca3179
IS Ref	(Y_3600)	(Y_3710)	(Y_2243)	(Y_2243)	(Y_3710)	(Y_3710)	(Y_3710)
Units	ppb	ppb	ppb	ppb	ppb	ppb	ppb
Avg	1.5268	10358.	9.3358	12.550	139.40	1.7037	23383.
Stddev	.2554	69.	2.5771	.567	.62	.0894	11.
%RSD	16.727	.66662	27.604	4.5207	.44127	5.2467	.04555
Check ?	Chk Pass	Chk Pass	Chk Pass	Chk Pass	Chk Pass	Chk Pass	Chk Pass
High Limit							
Low Limit							

Elem	Cd2288	Co2286	Cr2677	Cu3273	Fe2599	K_7664	Li6707
IS Ref	(Y_2243)	(In2306)	(Y_3600)	(Y_3600)	(Y_3710)	(Y_3710)	(Y_3710)
Units	ppb	ppb	ppb	ppb	ppb	ppb	ppb
Avg	1.549	18.135	227.46	180.80	248040.	980.56	21.466
Stddev	.390	.080	.52	.70	2752.	36.00	2.522
%RSD	25.16	.44268	.22912	.38532	1.1095	3.6719	11.748
Check ?	Chk Pass	Chk Pass	Chk Pass	Chk Pass	Chk Pass	Chk Pass	Chk Pass
High Limit							
Low Limit							

Elem	Mg2790	Mn2576	Mo2020	Na5895	Ni2316	Pb2203	Sb2175
IS Ref	(Y_3710)	(Y_3600)	(Y_2243)	(Y_3710)	(In2306)	(Y_2243)	(Y_2243)
Units	ppb	ppb	ppb	ppb	ppb	ppb	ppb
Avg	4098.4	2982.2	23.630	264.85	121.19	260.78	.6874
Stddev	13.5	8.5	.105	2.26	.80	2.72	2.373
%RSD	.32852	.28595	.44343	.85427	.66263	1.0423	345.2
Check ?	Chk Pass	Chk Pass	Chk Pass	Chk Pass	Chk Pass	Chk Pass	Chk Pass
High Limit							
Low Limit							

Sample Name: 240-124017-c-5-a@5 Acquired: 12/23/2019 14:27:39 Type: Unk
Method: 2019 ICP I9 6010 200.7 Methods(v185) Mode: CONC Corr. Factor: 1.000000
User: analyst Custom ID1: Custom ID2: Custom ID3:
Comment:

Elem	Se1960	Sn1899	Ti3372	Tl1908	V_2908	Zn2062	Si2516
IS Ref	(Y_2243)	(In2306)	(Y_3600)	(In2306)	(Y_3710)	(In2306)	(Y_3710)
Units	ppb	ppb	ppb	ppb	ppb	ppb	ppb
Avg	-1.3327	29.910	246.30	.40213	30.446	996.11	1158.3
Stddev	2.0700	.320	.42	1.8327	4.871	3.52	10.4
%RSD	155.33	1.0685	.17183	455.74	15.998	.35302	.89364
Check ?	Chk Pass	Chk Pass	Chk Pass	Chk Pass	Chk Pass	Chk Pass	Chk Pass
High Limit							
Low Limit							

Elem	Sr3464
IS Ref	(Y_3710)
Units	ppb
Avg	70.728
Stddev	1.629
%RSD	2.3032
Check ?	Chk Pass
High Limit	
Low Limit	

Int. Std.	In2306	Y_2243	Y_3600	Y_3710
Units	Cts/S	Cts/S	Cts/S	Cts/S
Avg	6976.4	4604.3	47048.	6954.4
Stddev	5.2	1.1	102.	24.9
%RSD	.07392	.02345	.21729	.35817
Check ?	Chk Pass	Chk Pass	Chk Pass	Chk Pass
Value	89.922%	93.357%	88.776%	94.911%
Range				

Sample Name: 240-124017-d-6-a@5 Acquired: 12/23/2019 14:31:55 Type: Unk
Method: 2019 ICP I9 6010 200.7 Methods(v185) Mode: CONC Corr. Factor: 1.000000
User: analyst Custom ID1: Custom ID2: Custom ID3:
Comment:

Elem	Ag3280	Al3082	As1890	B_1826	Ba4554	Be3130	Ca3179
IS Ref	(Y_3600)	(Y_3710)	(Y_2243)	(Y_2243)	(Y_3710)	(Y_3710)	(Y_3710)
Units	ppb	ppb	ppb	ppb	ppb	ppb	ppb
Avg	8.2334	11177.	61.226	13.437	184.63	1.2118	20553.
Stddev	.5341	12.	2.427	.682	.47	.0143	48.
%RSD	6.4871	.10964	3.9641	5.0769	.25358	1.1837	.23445
Check ?	Chk Pass	Chk Pass	Chk Pass	Chk Pass	Chk Pass	Chk Pass	Chk Pass
High Limit							
Low Limit							

Elem	Cd2288	Co2286	Cr2677	Cu3273	Fe2599	K_7664	Li6707
IS Ref	(Y_2243)	(In2306)	(Y_3600)	(Y_3600)	(Y_3710)	(Y_3710)	(Y_3710)
Units	ppb	ppb	ppb	ppb	ppb	ppb	ppb
Avg	8.101	14.247	460.07	449.39	252880.	900.01	14.340
Stddev	.162	.475	1.74	1.11	1342.	19.81	3.151
%RSD	1.999	3.3370	.37826	.24764	.53087	2.2007	21.975
Check ?	Chk Pass	Chk Pass	Chk Pass	Chk Pass	Chk Pass	Chk Pass	Chk Pass
High Limit							
Low Limit							

Elem	Mg2790	Mn2576	Mo2020	Na5895	Ni2316	Pb2203	Sb2175
IS Ref	(Y_3710)	(Y_3600)	(Y_2243)	(Y_3710)	(In2306)	(Y_2243)	(Y_2243)
Units	ppb	ppb	ppb	ppb	ppb	ppb	ppb
Avg	4567.6	2102.3	50.073	236.94	201.48	1368.0	10.09
Stddev	38.6	1.7	1.132	13.88	.56	4.6	4.97
%RSD	.84588	.07957	2.2600	5.8565	.27578	.33373	49.31
Check ?	Chk Pass	Chk Pass	Chk Pass	Chk Pass	Chk Pass	Chk Pass	Chk Pass
High Limit							
Low Limit							

Sample Name: 240-124017-d-6-a@5 Acquired: 12/23/2019 14:31:55 Type: Unk
Method: 2019 ICP I9 6010 200.7 Methods(v185) Mode: CONC Corr. Factor: 1.000000
User: analyst Custom ID1: Custom ID2: Custom ID3:
Comment:

Elem	Se1960	Sn1899	Ti3372	Tl1908	V_2908	Zn2062	Si2516
IS Ref	(Y_2243)	(In2306)	(Y_3600)	(In2306)	(Y_3710)	(In2306)	(Y_3710)
Units	ppb	ppb	ppb	ppb	ppb	ppb	ppb
Avg	-1.9928	168.34	556.17	2.9685	39.044	4468.6	1976.9
Stddev	3.2009	.71	1.04	.9634	5.125	10.0	15.6
%RSD	160.62	.42432	.18752	32.455	13.127	.22364	.78834
Check ?	Chk Pass	Chk Pass	Chk Pass	Chk Pass	Chk Pass	Chk Pass	Chk Pass
High Limit							
Low Limit							

Elem	Sr3464
IS Ref	(Y_3710)
Units	ppb
Avg	70.736
Stddev	3.027
%RSD	4.2793
Check ?	Chk Pass
High Limit	
Low Limit	

Int. Std.	In2306	Y_2243	Y_3600	Y_3710
Units	Cts/S	Cts/S	Cts/S	Cts/S
Avg	7049.1	4638.5	47321.	6940.3
Stddev	1.5	4.7	42.	34.4
%RSD	.02149	.10135	.08816	.49583
Check ?	Chk Pass	Chk Pass	Chk Pass	Chk Pass
Value	90.860%	94.051%	89.293%	94.719%
Range				

Sample Name: 240-124017-b-7-a@5 Acquired: 12/23/2019 14:36:09 Type: Unk
Method: 2019 ICP I9 6010 200.7 Methods(v185) Mode: CONC Corr. Factor: 1.000000
User: analyst Custom ID1: Custom ID2: Custom ID3:
Comment:

Elem	Ag3280	Al3082	As1890	B_1826	Ba4554	Be3130	Ca3179
IS Ref	(Y_3600)	(Y_3710)	(Y_2243)	(Y_2243)	(Y_3710)	(Y_3710)	(Y_3710)
Units	ppb	ppb	ppb	ppb	ppb	ppb	ppb
Avg	6.4729	11448.	54.628	12.877	158.53	1.0847	16229.
Stddev	.2399	46.	.562	.131	.97	.1818	49.
%RSD	3.7064	.40485	1.0281	1.0207	.60921	16.760	.30204
Check ?	Chk Pass	Chk Pass	Chk Pass	Chk Pass	Chk Pass	Chk Pass	Chk Pass
High Limit							
Low Limit							

Elem	Cd2288	Co2286	Cr2677	Cu3273	Fe2599	K_7664	Li6707
IS Ref	(Y_2243)	(In2306)	(Y_3600)	(Y_3600)	(Y_3710)	(Y_3710)	(Y_3710)
Units	ppb	ppb	ppb	ppb	ppb	ppb	ppb
Avg	7.276	12.646	449.29	451.35	244360.	962.42	14.515
Stddev	.119	.342	1.10	2.15	404.	56.43	3.830
%RSD	1.630	2.7025	.24478	.47653	.16534	5.8634	26.388
Check ?	Chk Pass	Chk Pass	Chk Pass	Chk Pass	Chk Pass	Chk Pass	Chk Pass
High Limit							
Low Limit							

Elem	Mg2790	Mn2576	Mo2020	Na5895	Ni2316	Pb2203	Sb2175
IS Ref	(Y_3710)	(Y_3600)	(Y_2243)	(Y_3710)	(In2306)	(Y_2243)	(Y_2243)
Units	ppb	ppb	ppb	ppb	ppb	ppb	ppb
Avg	4444.7	1918.5	48.116	234.55	209.47	1331.6	8.315
Stddev	65.5	1.7	1.354	8.49	2.15	13.0	2.176
%RSD	1.4730	.09063	2.8148	3.6198	1.0240	.97420	26.17
Check ?	Chk Pass	Chk Pass	Chk Pass	Chk Pass	Chk Pass	Chk Pass	Chk Pass
High Limit							
Low Limit							

Sample Name: 240-124017-b-7-a@5 Acquired: 12/23/2019 14:36:09 Type: Unk
Method: 2019 ICP I9 6010 200.7 Methods(v185) Mode: CONC Corr. Factor: 1.000000
User: analyst Custom ID1: Custom ID2: Custom ID3:
Comment:

Elem	Se1960	Sn1899	Ti3372	Tl1908	V_2908	Zn2062	Si2516
IS Ref	(Y_2243)	(In2306)	(Y_3600)	(In2306)	(Y_3710)	(In2306)	(Y_3710)
Units	ppb	ppb	ppb	ppb	ppb	ppb	ppb
Avg	-1.5255	117.50	496.12	2.5391	35.711	4734.5	1567.5
Stddev	1.0114	1.28	.75	1.3810	5.177	17.1	7.0
%RSD	66.297	1.0870	.15092	54.390	14.496	.36138	.44840
Check ?	Chk Pass	Chk Pass	Chk Pass	Chk Pass	Chk Pass	Chk Pass	Chk Pass
High Limit							
Low Limit							

Elem	Sr3464
IS Ref	(Y_3710)
Units	ppb
Avg	56.570
Stddev	6.083
%RSD	10.753
Check ?	Chk Pass
High Limit	
Low Limit	

Int. Std.	In2306	Y_2243	Y_3600	Y_3710
Units	Cts/S	Cts/S	Cts/S	Cts/S
Avg	7063.2	4645.3	47415.	6996.5
Stddev	11.8	9.4	93.	38.2
%RSD	.16663	.20141	.19648	.54628
Check ?	Chk Pass	Chk Pass	Chk Pass	Chk Pass
Value	91.042%	94.190%	89.469%	95.485%
Range				

Sample Name: 240-124017-c-8-a@5 Acquired: 12/23/2019 14:40:20 Type: Unk
Method: 2019 ICP I9 6010 200.7 Methods(v185) Mode: CONC Corr. Factor: 1.000000
User: analyst Custom ID1: Custom ID2: Custom ID3:
Comment:

Elem	Ag3280	Al3082	As1890	B_1826	Ba4554	Be3130	Ca3179
IS Ref	(Y_3600)	(Y_3710)	(Y_2243)	(Y_2243)	(Y_3710)	(Y_3710)	(Y_3710)
Units	ppb	ppb	ppb	ppb	ppb	ppb	ppb
Avg	6.4159	12448.	29.675	9.5110	184.66	1.5220	21677.
Stddev	.5547	56.	.549	.2318	.56	.1371	54.
%RSD	8.6456	.45289	1.8492	2.4370	.30499	9.0097	.24854
Check ?	Chk Pass	Chk Pass	Chk Pass	Chk Pass	Chk Pass	Chk Pass	Chk Pass
High Limit							
Low Limit							

Elem	Cd2288	Co2286	Cr2677	Cu3273	Fe2599	K_7664	Li6707
IS Ref	(Y_2243)	(In2306)	(Y_3600)	(Y_3600)	(Y_3710)	(Y_3710)	(Y_3710)
Units	ppb	ppb	ppb	ppb	ppb	ppb	ppb
Avg	5.594	16.668	522.38	482.65	247950.	1076.8	18.915
Stddev	.082	.391	1.62	2.25	777.	55.1	1.985
%RSD	1.471	2.3449	.30920	.46518	.31351	5.1208	10.495
Check ?	Chk Pass	Chk Pass	Chk Pass	Chk Pass	Chk Pass	Chk Pass	Chk Pass
High Limit							
Low Limit							

Elem	Mg2790	Mn2576	Mo2020	Na5895	Ni2316	Pb2203	Sb2175
IS Ref	(Y_3710)	(Y_3600)	(Y_2243)	(Y_3710)	(In2306)	(Y_2243)	(Y_2243)
Units	ppb	ppb	ppb	ppb	ppb	ppb	ppb
Avg	4466.8	3094.4	21.908	200.88	228.31	829.05	.8809
Stddev	52.5	14.8	.509	10.37	1.25	7.58	2.795
%RSD	1.1752	.47770	2.3217	5.1595	.54546	.91388	317.3
Check ?	Chk Pass	Chk Pass	Chk Pass	Chk Pass	Chk Pass	Chk Pass	Chk Pass
High Limit							
Low Limit							

Sample Name: 240-124017-c-8-a@5 Acquired: 12/23/2019 14:40:20 Type: Unk
Method: 2019 ICP I9 6010 200.7 Methods(v185) Mode: CONC Corr. Factor: 1.000000
User: analyst Custom ID1: Custom ID2: Custom ID3:
Comment:

Elem	Se1960	Sn1899	Ti3372	Tl1908	V_2908	Zn2062	Si2516
IS Ref	(Y_2243)	(In2306)	(Y_3600)	(In2306)	(Y_3710)	(In2306)	(Y_3710)
Units	ppb	ppb	ppb	ppb	ppb	ppb	ppb
Avg	-1.6373	133.76	352.80	-.43948	34.173	4022.6	1802.7
Stddev	2.5832	1.27	1.99	1.6858	6.536	10.2	11.2
%RSD	157.77	.95019	.56338	383.60	19.128	.25258	.62074
Check ?	Chk Pass	Chk Pass	Chk Pass	Chk Pass	Chk Pass	Chk Pass	Chk Pass
High Limit							
Low Limit							

Elem	Sr3464
IS Ref	(Y_3710)
Units	ppb
Avg	60.917
Stddev	8.964
%RSD	14.716
Check ?	Chk Pass
High Limit	
Low Limit	

Int. Std.	In2306	Y_2243	Y_3600	Y_3710
Units	Cts/S	Cts/S	Cts/S	Cts/S
Avg	7021.8	4633.2	47208.	6985.1
Stddev	25.8	18.6	270.	32.5
%RSD	.36784	.40053	.57169	.46582
Check ?	Chk Pass	Chk Pass	Chk Pass	Chk Pass
Value	90.508%	93.944%	89.078%	95.329%
Range				

Sample Name: 240-124017-b-9-a@5 Acquired: 12/23/2019 14:44:33 Type: Unk
Method: 2019 ICP I9 6010 200.7 Methods(v185) Mode: CONC Corr. Factor: 1.000000
User: analyst Custom ID1: Custom ID2: Custom ID3:
Comment:

Elem	Ag3280	Al3082	As1890	B_1826	Ba4554	Be3130	Ca3179
IS Ref	(Y_3600)	(Y_3710)	(Y_2243)	(Y_2243)	(Y_3710)	(Y_3710)	(Y_3710)
Units	ppb	ppb	ppb	ppb	ppb	ppb	ppb
Avg	5.3765	15477.	25.659	11.316	183.72	1.7983	28434.
Stddev	.2807	66.	1.347	.045	.37	.1690	31.
%RSD	5.2207	.42616	5.2497	.40005	.19965	9.3960	.10836
Check ?	Chk Pass	Chk Pass	Chk Pass	Chk Pass	Chk Pass	Chk Pass	Chk Pass
High Limit							
Low Limit							

Elem	Cd2288	Co2286	Cr2677	Cu3273	Fe2599	K_7664	Li6707
IS Ref	(Y_2243)	(In2306)	(Y_3600)	(Y_3600)	(Y_3710)	(Y_3710)	(Y_3710)
Units	ppb	ppb	ppb	ppb	ppb	ppb	ppb
Avg	5.261	18.161	437.72	395.71	255470.	1448.0	23.724
Stddev	.250	.163	.62	.94	2793.	96.6	1.906
%RSD	4.748	.89926	.14083	.23771	1.0931	6.6689	8.0333
Check ?	Chk Pass	Chk Pass	Chk Pass	Chk Pass	Chk Pass	Chk Pass	Chk Pass
High Limit							
Low Limit							

Elem	Mg2790	Mn2576	Mo2020	Na5895	Ni2316	Pb2203	Sb2175
IS Ref	(Y_3710)	(Y_3600)	(Y_2243)	(Y_3710)	(In2306)	(Y_2243)	(Y_2243)
Units	ppb	ppb	ppb	ppb	ppb	ppb	ppb
Avg	5803.7	2943.7	19.429	210.42	212.61	831.28	5.699
Stddev	65.7	6.4	.550	18.95	1.79	3.93	2.962
%RSD	1.1324	.21637	2.8322	9.0047	.84089	.47304	51.98
Check ?	Chk Pass	Chk Pass	Chk Pass	Chk Pass	Chk Pass	Chk Pass	Chk Pass
High Limit							
Low Limit							

Sample Name: 240-124017-b-9-a@5 Acquired: 12/23/2019 14:44:33 Type: Unk
Method: 2019 ICP I9 6010 200.7 Methods(v185) Mode: CONC Corr. Factor: 1.000000
User: analyst Custom ID1: Custom ID2: Custom ID3:
Comment:

Elem	Se1960	Sn1899	Ti3372	Tl1908	V_2908	Zn2062	Si2516
IS Ref	(Y_2243)	(In2306)	(Y_3600)	(In2306)	(Y_3710)	(In2306)	(Y_3710)
Units	ppb	ppb	ppb	ppb	ppb	ppb	ppb
Avg	-2.9078	79.490	349.35	.60694	37.180	3612.4	1798.8
Stddev	2.1109	1.213	.76	.79747	5.132	15.7	13.8
%RSD	72.594	1.5259	.21774	131.39	13.802	.43388	.76749
Check ?	Chk Pass	Chk Pass	Chk Pass	Chk Pass	Chk Pass	Chk Pass	Chk Pass
High Limit							
Low Limit							

Elem	Sr3464
IS Ref	(Y_3710)
Units	ppb
Avg	80.104
Stddev	4.849
%RSD	6.0533
Check ?	Chk Pass
High Limit	
Low Limit	

Int. Std.	In2306	Y_2243	Y_3600	Y_3710
Units	Cts/S	Cts/S	Cts/S	Cts/S
Avg	7019.3	4665.3	46827.	6961.0
Stddev	5.8	11.1	134.	15.6
%RSD	.08320	.23759	.28664	.22402
Check ?	Chk Pass	Chk Pass	Chk Pass	Chk Pass
Value	90.476%	94.594%	88.359%	95.001%
Range				

Sample Name: 240-124017-b-10-a@5 Acquired: 12/23/2019 14:48:51 Type: Unk
Method: 2019 ICP I9 6010 200.7 Methods(v185) Mode: CONC Corr. Factor: 1.000000
User: analyst Custom ID1: Custom ID2: Custom ID3:
Comment:

Elem	Ag3280	Al3082	As1890	B_1826	Ba4554	Be3130	Ca3179
IS Ref	(Y_3600)	(Y_3710)	(Y_2243)	(Y_2243)	(Y_3710)	(Y_3710)	(Y_3710)
Units	ppb	ppb	ppb	ppb	ppb	ppb	ppb
Avg	4.3913	11933.	19.442	7.9019	198.83	1.3758	23253.
Stddev	.1383	50.	1.276	.2485	1.13	.2595	51.
%RSD	3.1499	.41522	6.5638	3.1445	.56847	18.863	.21740
Check ?	Chk Pass	Chk Pass	Chk Pass	Chk Pass	Chk Pass	Chk Pass	Chk Pass
High Limit							
Low Limit							

Elem	Cd2288	Co2286	Cr2677	Cu3273	Fe2599	K_7664	Li6707
IS Ref	(Y_2243)	(In2306)	(Y_3600)	(Y_3600)	(Y_3710)	(Y_3710)	(Y_3710)
Units	ppb	ppb	ppb	ppb	ppb	ppb	ppb
Avg	3.692	14.475	393.69	283.32	226890.	850.69	15.677
Stddev	.126	.637	1.19	.82	417.	59.30	2.326
%RSD	3.399	4.4037	.30176	.28947	.18390	6.9709	14.835
Check ?	Chk Pass	Chk Pass	Chk Pass	Chk Pass	Chk Pass	Chk Pass	Chk Pass
High Limit							
Low Limit							

Elem	Mg2790	Mn2576	Mo2020	Na5895	Ni2316	Pb2203	Sb2175
IS Ref	(Y_3710)	(Y_3600)	(Y_2243)	(Y_3710)	(In2306)	(Y_2243)	(Y_2243)
Units	ppb	ppb	ppb	ppb	ppb	ppb	ppb
Avg	3899.9	2514.4	24.440	216.25	157.05	662.44	1.813
Stddev	44.4	10.8	.236	6.19	.94	1.68	4.562
%RSD	1.1394	.42878	.96396	2.8636	.59882	.25356	251.7
Check ?	Chk Pass	Chk Pass	Chk Pass	Chk Pass	Chk Pass	Chk Pass	Chk Pass
High Limit							
Low Limit							

Sample Name: 240-124017-b-10-a@5 Acquired: 12/23/2019 14:48:51 Type: Unk
Method: 2019 ICP I9 6010 200.7 Methods(v185) Mode: CONC Corr. Factor: 1.000000
User: analyst Custom ID1: Custom ID2: Custom ID3:
Comment:

Elem	Se1960	Sn1899	Ti3372	Tl1908	V_2908	Zn2062	Si2516
IS Ref	(Y_2243)	(In2306)	(Y_3600)	(In2306)	(Y_3710)	(In2306)	(Y_3710)
Units	ppb	ppb	ppb	ppb	ppb	ppb	ppb
Avg	-2.5107	54.872	295.44	1.5973	22.459	2453.1	2244.5
Stddev	2.8552	.627	1.42	2.2051	3.327	7.0	15.7
%RSD	113.72	1.1436	.48032	138.06	14.811	.28641	.69755
Check ?	Chk Pass	Chk Pass	Chk Pass	Chk Pass	Chk Pass	Chk Pass	Chk Pass
High Limit							
Low Limit							

Elem	Sr3464
IS Ref	(Y_3710)
Units	ppb
Avg	81.773
Stddev	5.666
%RSD	6.9292
Check ?	Chk Pass
High Limit	
Low Limit	

Int. Std.	In2306	Y_2243	Y_3600	Y_3710
Units	Cts/S	Cts/S	Cts/S	Cts/S
Avg	7041.1	4644.8	46920.	7002.3
Stddev	6.6	7.1	242.	11.5
%RSD	.09393	.15233	.51672	.16362
Check ?	Chk Pass	Chk Pass	Chk Pass	Chk Pass
Value	90.757%	94.179%	88.536%	95.564%
Range				

Sample Name: 240-124017-c-11-a@5 Acquired: 12/23/2019 14:53:02 Type: Unk
Method: 2019 ICP I9 6010 200.7 Methods(v185) Mode: CONC Corr. Factor: 1.000000
User: analyst Custom ID1: Custom ID2: Custom ID3:
Comment:

Elem	Ag3280	Al3082	As1890	B_1826	Ba4554	Be3130	Ca3179
IS Ref	(Y_3600)	(Y_3710)	(Y_2243)	(Y_2243)	(Y_3710)	(Y_3710)	(Y_3710)
Units	ppb	ppb	ppb	ppb	ppb	ppb	ppb
Avg	3.7818	11426.	19.731	7.0651	151.87	1.3719	24953.
Stddev	.4467	75.	.935	.3848	.65	.1943	23.
%RSD	11.812	.66068	4.7396	5.4469	.43041	14.164	.09303
Check ?	Chk Pass	Chk Pass	Chk Pass	Chk Pass	Chk Pass	Chk Pass	Chk Pass
High Limit							
Low Limit							

Elem	Cd2288	Co2286	Cr2677	Cu3273	Fe2599	K_7664	Li6707
IS Ref	(Y_2243)	(In2306)	(Y_3600)	(Y_3600)	(Y_3710)	(Y_3710)	(Y_3710)
Units	ppb	ppb	ppb	ppb	ppb	ppb	ppb
Avg	2.720	16.494	339.34	258.68	261960.	784.31	15.238
Stddev	.051	.724	1.33	.59	3330.	29.67	.309
%RSD	1.887	4.3905	.39189	.22975	1.2711	3.7835	2.0279
Check ?	Chk Pass	Chk Pass	Chk Pass	Chk Pass	Chk Pass	Chk Pass	Chk Pass
High Limit							
Low Limit							

Elem	Mg2790	Mn2576	Mo2020	Na5895	Ni2316	Pb2203	Sb2175
IS Ref	(Y_3710)	(Y_3600)	(Y_2243)	(Y_3710)	(In2306)	(Y_2243)	(Y_2243)
Units	ppb	ppb	ppb	ppb	ppb	ppb	ppb
Avg	3468.1	2727.3	27.411	220.74	162.21	5247.7	-.9155
Stddev	17.0	8.6	.317	2.75	1.03	26.5	1.212
%RSD	.48900	.31513	1.1565	1.2479	.63243	.50547	132.4
Check ?	Chk Pass	Chk Pass	Chk Pass	Chk Pass	Chk Pass	Chk Pass	Chk Pass
High Limit							
Low Limit							

Sample Name: 240-124017-c-11-a@5 Acquired: 12/23/2019 14:53:02 Type: Unk
Method: 2019 ICP I9 6010 200.7 Methods(v185) Mode: CONC Corr. Factor: 1.000000
User: analyst Custom ID1: Custom ID2: Custom ID3:
Comment:

Elem	Se1960	Sn1899	Ti3372	Tl1908	V_2908	Zn2062	Si2516
IS Ref	(Y_2243)	(In2306)	(Y_3600)	(In2306)	(Y_3710)	(In2306)	(Y_3710)
Units	ppb	ppb	ppb	ppb	ppb	ppb	ppb
Avg	-3.7372	49.278	260.42	.62000	18.896	2618.9	1811.3
Stddev	2.9557	1.053	.73	.63777	1.347	9.7	20.7
%RSD	79.087	2.1364	.28109	102.87	7.1277	.36954	1.1421
Check ?	Chk Pass	Chk Pass	Chk Pass	Chk Pass	Chk Pass	Chk Pass	Chk Pass
High Limit							
Low Limit							

Elem	Sr3464
IS Ref	(Y_3710)
Units	ppb
Avg	70.320
Stddev	4.562
%RSD	6.4875
Check ?	Chk Pass
High Limit	
Low Limit	

Int. Std.	In2306	Y_2243	Y_3600	Y_3710
Units	Cts/S	Cts/S	Cts/S	Cts/S
Avg	6990.5	4612.8	46379.	6983.4
Stddev	13.6	10.3	221.	39.1
%RSD	.19419	.22391	.47628	.55934
Check ?	Chk Pass	Chk Pass	Chk Pass	Chk Pass
Value	90.104%	93.529%	87.515%	95.306%
Range				

Sample Name: 240-124017-c-12-a@5 Acquired: 12/23/2019 14:57:23 Type: Unk
Method: 2019 ICP I9 6010 200.7 Methods(v185) Mode: CONC Corr. Factor: 1.000000
User: analyst Custom ID1: Custom ID2: Custom ID3:
Comment:

Elem	Ag3280	Al3082	As1890	B_1826	Ba4554	Be3130	Ca3179
IS Ref	(Y_3600)	(Y_3710)	(Y_2243)	(Y_2243)	(Y_3710)	(Y_3710)	(Y_3710)
Units	ppb	ppb	ppb	ppb	ppb	ppb	ppb
Avg	6.6672	16853.	40.702	13.576	260.71	1.8666	14948.
Stddev	.0722	41.	1.701	.238	1.00	.1543	49.
%RSD	1.0835	.24276	4.1793	1.7496	.38473	8.2637	.32838
Check ?	Chk Pass	Chk Pass	Chk Pass	Chk Pass	Chk Pass	Chk Pass	Chk Pass
High Limit							
Low Limit							

Elem	Cd2288	Co2286	Cr2677	Cu3273	Fe2599	K_7664	Li6707
IS Ref	(Y_2243)	(In2306)	(Y_3600)	(Y_3600)	(Y_3710)	(Y_3710)	(Y_3710)
Units	ppb	ppb	ppb	ppb	ppb	ppb	ppb
Avg	8.833	18.559	302.63	495.78	301830.	1138.5	17.557
Stddev	.228	.164	.33	.75	1787.	36.2	2.748
%RSD	2.576	.88636	.10911	.15141	.59199	3.1772	15.652
Check ?	Chk Pass	Chk Pass	Chk Pass	Chk Pass	Chk Pass	Chk Pass	Chk Pass
High Limit							
Low Limit							

Elem	Mg2790	Mn2576	Mo2020	Na5895	Ni2316	Pb2203	Sb2175
IS Ref	(Y_3710)	(Y_3600)	(Y_2243)	(Y_3710)	(In2306)	(Y_2243)	(Y_2243)
Units	ppb	ppb	ppb	ppb	ppb	ppb	ppb
Avg	4857.2	2933.2	33.131	257.61	180.54	1030.8	9.644
Stddev	12.5	5.3	.905	9.45	.42	4.2	1.945
%RSD	.25753	.17935	2.7321	3.6673	.23399	.40766	20.17
Check ?	Chk Pass	Chk Pass	Chk Pass	Chk Pass	Chk Pass	Chk Pass	Chk Pass
High Limit							
Low Limit							

Sample Name: 240-124017-c-12-a@5 Acquired: 12/23/2019 14:57:23 Type: Unk
Method: 2019 ICP I9 6010 200.7 Methods(v185) Mode: CONC Corr. Factor: 1.000000
User: analyst Custom ID1: Custom ID2: Custom ID3:
Comment:

Elem	Se1960	Sn1899	Ti3372	Tl1908	V_2908	Zn2062	Si2516
IS Ref	(Y_2243)	(In2306)	(Y_3600)	(In2306)	(Y_3710)	(In2306)	(Y_3710)
Units	ppb	ppb	ppb	ppb	ppb	ppb	ppb
Avg	1.9641	99.559	355.88	1.0833	37.038	6605.8	2555.1
Stddev	.8333	.328	1.06	.3380	2.884	24.2	11.1
%RSD	42.423	.32980	.29743	31.202	7.7874	.36615	.43325
Check ?	Chk Pass	Chk Pass	Chk Pass	Chk Pass	Chk Pass	Chk Pass	Chk Pass
High Limit							
Low Limit							

Elem	Sr3464
IS Ref	(Y_3710)
Units	ppb
Avg	60.293
Stddev	8.604
%RSD	14.270
Check ?	Chk Pass
High Limit	
Low Limit	

Int. Std.	In2306	Y_2243	Y_3600	Y_3710
Units	Cts/S	Cts/S	Cts/S	Cts/S
Avg	7030.6	4677.5	47019.	7015.3
Stddev	9.5	8.1	70.	14.5
%RSD	.13476	.17366	.14973	.20644
Check ?	Chk Pass	Chk Pass	Chk Pass	Chk Pass
Value	90.621%	94.842%	88.721%	95.741%
Range				

Sample Name: 240-124017-c-15-a@2 Acquired: 12/23/2019 15:01:42 Type: Unk
Method: 2019 ICP I9 6010 200.7 Methods(v185) Mode: CONC Corr. Factor: 1.000000
User: analyst Custom ID1: Custom ID2: Custom ID3:
Comment:

Elem	Ag3280	Al3082	As1890	B_1826	Ba4554	Be3130	Ca3179
IS Ref	(Y_3600)	(Y_3710)	(Y_2243)	(Y_2243)	(Y_3710)	(Y_3710)	(Y_3710)
Units	ppb	ppb	ppb	ppb	ppb	ppb	ppb
Avg	2.6129	32206.	51.323	23.013	532.81	3.4728	52961.
Stddev	.3250	140.	3.987	.234	.51	.2128	23.
%RSD	12.437	.43365	7.7692	1.0165	.09532	6.1265	.04327
Check ?	Chk Pass	Chk Pass	Chk Pass	Chk Pass	Chk Pass	Chk Pass	Chk Pass
High Limit							
Low Limit							

Elem	Cd2288	Co2286	Cr2677	Cu3273	Fe2599	K_7664	Li6707
IS Ref	(Y_2243)	(In2306)	(Y_3600)	(Y_3600)	(Y_3710)	(Y_3710)	(Y_3710)
Units	ppb	ppb	ppb	ppb	ppb	ppb	ppb
Avg	2.735	45.917	364.23	340.91	342640.	2844.2	59.992
Stddev	.174	.247	.60	1.45	3285.	44.5	.829
%RSD	6.363	.53853	.16512	.42455	.95873	1.5655	1.3825
Check ?	Chk Pass	Chk Pass	Chk Pass	Chk Pass	Chk Pass	Chk Pass	Chk Pass
High Limit							
Low Limit							

Elem	Mg2790	Mn2576	Mo2020	Na5895	Ni2316	Pb2203	Sb2175
IS Ref	(Y_3710)	(Y_3600)	(Y_2243)	(Y_3710)	(In2306)	(Y_2243)	(Y_2243)
Units	ppb	ppb	ppb	ppb	ppb	ppb	ppb
Avg	13091.	6625.3	28.840	526.18	204.54	426.86	3.713
Stddev	37.	75.0	.060	11.72	2.69	1.19	1.797
%RSD	.28324	1.1314	.20713	2.2274	1.3134	.27769	48.40
Check ?	Chk Pass	Chk Pass	Chk Pass	Chk Pass	Chk Pass	Chk Pass	Chk Pass
High Limit							
Low Limit							

Sample Name: 240-124017-c-15-a@2 Acquired: 12/23/2019 15:01:42 Type: Unk
Method: 2019 ICP I9 6010 200.7 Methods(v185) Mode: CONC Corr. Factor: 1.000000
User: analyst Custom ID1: Custom ID2: Custom ID3:
Comment:

Elem	Se1960	Sn1899	Ti3372	Tl1908	V_2908	Zn2062	Si2516
IS Ref	(Y_2243)	(In2306)	(Y_3600)	(In2306)	(Y_3710)	(In2306)	(Y_3710)
Units	ppb	ppb	ppb	ppb	ppb	ppb	ppb
Avg	-.83002	105.86	471.61	-2.1301	73.611	1600.4	1505.7
Stddev	2.5137	.52	.75	1.9836	1.922	9.9	29.8
%RSD	302.85	.49283	.15876	93.120	2.6110	.61949	1.9782
Check ?	Chk Pass	Chk Pass	Chk Pass	Chk Pass	Chk Pass	Chk Pass	Chk Pass
High Limit							
Low Limit							

Elem	Sr3464
IS Ref	(Y_3710)
Units	ppb
Avg	160.37
Stddev	5.06
%RSD	3.1583
Check ?	Chk Pass
High Limit	
Low Limit	

Int. Std.	In2306	Y_2243	Y_3600	Y_3710
Units	Cts/S	Cts/S	Cts/S	Cts/S
Avg	6832.9	4696.8	47264.	7114.4
Stddev	7.8	15.7	80.	31.0
%RSD	.11352	.33349	.16826	.43520
Check ?	Chk Pass	Chk Pass	Chk Pass	Chk Pass
Value	88.072%	95.233%	89.184%	97.095%
Range				

Sample Name: CCV-4543978 Acquired: 12/23/2019 15:06:10 Type: QC
Method: 2019 ICP I9 6010 200.7 Methods(v185) Mode: CONC Corr. Factor: 1.000000
User: analyst Custom ID1: Custom ID2: Custom ID3:
Comment:

Elem	Ag3280	Al3082	As1890	B_1826	Ba4554	Be3130	Ca3179	Cd2288
IS Ref	(Y_3600)	(Y_3710)	(Y_2243)	(Y_2243)	(Y_3710)	(Y_3710)	(Y_3710)	(Y_2243)
Units	ppb	ppb	ppb	ppb	ppb	ppb	ppb	ppb
Avg	1020.0	46638.	2006.1	5078.5	2007.7	2097.6	47849.	1965.
Stddev	2.7	221.	4.1	2.8	4.7	2.6	91.	1.
%RSD	.26035	.47313	.20321	.05482	.23608	.12609	.18947	.0473
Check ?	Chk Pass	Chk Pass	Chk Pass	Chk Pass	Chk Pass	Chk Pass	Chk Pass	Chk Pass
Value								
Range								

Elem	Co2286	Cr2677	Cu3273	Fe2599	K_7664	Li6707	Mg2790	Mn2576
IS Ref	(In2306)	(Y_3600)	(Y_3600)	(Y_3710)	(Y_3710)	(Y_3710)	(Y_3710)	(Y_3600)
Units	ppb	ppb	ppb	ppb	ppb	ppb	ppb	ppb
Avg	2055.1	2006.1	2041.9	48272.	46402.	2009.9	50119.	2158.1
Stddev	2.1	1.3	3.6	141.	116.	3.4	31.	4.8
%RSD	.10003	.06721	.17642	.29108	.24965	.17093	.06208	.22145
Check ?	Chk Pass	Chk Pass	Chk Pass	Chk Pass	Chk Pass	Chk Pass	Chk Pass	Chk Pass
Value								
Range								

Elem	Mo2020	Na5895	Ni2316	Pb2203	Sb2175	Se1960	Sn1899	Ti3372
IS Ref	(Y_2243)	(Y_3710)	(In2306)	(Y_2243)	(Y_2243)	(Y_2243)	(In2306)	(Y_3600)
Units	ppb	ppb	ppb	ppb	ppb	ppb	ppb	ppb
Avg	2009.5	49953.	2050.8	1935.8	1955.	1954.6	2025.1	2195.2
Stddev	18.5	65.	1.2	1.8	3.	6.9	1.7	4.7
%RSD	.92147	.12917	.05801	.09499	.1750	.35300	.08449	.21493
Check ?	Chk Pass	Chk Pass	Chk Pass	Chk Pass	Chk Pass	Chk Pass	Chk Pass	Chk Pass
Value								
Range								

Sample Name: CCV-4543978 Acquired: 12/23/2019 15:06:10 Type: QC
Method: 2019 ICP I9 6010 200.7 Methods(v185) Mode: CONC Corr. Factor: 1.000000
User: analyst Custom ID1: Custom ID2: Custom ID3:
Comment:

Elem	Tl1908	V_2908	Zn2062	Si2516	Sr3464
IS Ref	(In2306)	(Y_3710)	(In2306)	(Y_3710)	(Y_3710)
Units	ppb	ppb	ppb	ppb	ppb
Avg	1971.6	1883.9	2115.4	19524.	1859.0
Stddev	8.8	14.6	2.2	45.	11.3
%RSD	.44852	.77347	.10389	.22877	.60672
Check ?	Chk Pass	Chk Pass	Chk Pass	Chk Pass	Chk Pass
Value					
Range					

Int. Std.	In2306	Y_2243	Y_3600	Y_3710
Units	Cts/S	Cts/S	Cts/S	Cts/S
Avg	6475.7	4502.3	44987.	6777.9
Stddev	5.6	1.7	163.	4.6
%RSD	.08585	.03671	.36155	.06754

Sample Name: CCB Acquired: 12/23/2019 15:10:09 Type: QC
Method: 2019 ICP I9 6010 200.7 Methods(v185) Mode: CONC Corr. Factor: 1.000000
User: analyst Custom ID1: Custom ID2: Custom ID3:
Comment:

Elem	Ag3280	Al3082	As1890	B_1826	Ba4554	Be3130	Ca3179	Cd2288
IS Ref	(Y_3600)	(Y_3710)	(Y_2243)	(Y_2243)	(Y_3710)	(Y_3710)	(Y_3710)	(Y_2243)
Units	ppb	ppb	ppb	ppb	ppb	ppb	ppb	ppb
Avg	.47561	8.1770	-1.3466	5.2945	.74950	.23146	-57.086	-.0242
Stddev	.08020	44.382	.1302	1.2858	.25078	.17401	.198	.1648
%RSD	16.863	542.77	9.6698	24.286	33.460	75.176	.34645	682.3
Check ?	Chk Pass	Chk Pass	Chk Pass	Chk Pass	Chk Pass	Chk Pass	Chk Pass	Chk Pass
High Limit								
Low Limit								

Elem	Co2286	Cr2677	Cu3273	Fe2599	K_7664	Li6707	Mg2790	Mn2576
IS Ref	(In2306)	(Y_3600)	(Y_3600)	(Y_3710)	(Y_3710)	(Y_3710)	(Y_3710)	(Y_3600)
Units	ppb	ppb	ppb	ppb	ppb	ppb	ppb	ppb
Avg	.54515	.60085	.33473	2.2362	49.334	1.4067	6.7869	-.01029
Stddev	.28346	.37159	.74362	1.7233	76.829	3.0228	13.471	.03337
%RSD	51.996	61.844	222.16	77.065	155.73	214.89	198.49	324.49
Check ?	Chk Pass	Chk Pass	Chk Pass	Chk Pass	Chk Pass	Chk Pass	Chk Pass	Chk Pass
High Limit								
Low Limit								

Elem	Mo2020	Na5895	Ni2316	Pb2203	Sb2175	Se1960	Sn1899	Ti3372
IS Ref	(Y_2243)	(Y_3710)	(In2306)	(Y_2243)	(Y_2243)	(Y_2243)	(In2306)	(Y_3600)
Units	ppb	ppb	ppb	ppb	ppb	ppb	ppb	ppb
Avg	4.7418	35.100	.09912	.08554	-1.488	.77664	-.53763	-.22491
Stddev	2.5199	13.505	.77022	.78087	1.552	2.5488	.14652	.35323
%RSD	53.142	38.475	777.09	912.84	104.3	328.18	27.253	157.06
Check ?	Chk Pass	Chk Pass	Chk Pass	Chk Pass	Chk Pass	Chk Pass	Chk Pass	Chk Pass
High Limit								
Low Limit								

Sample Name: CCB Acquired: 12/23/2019 15:10:09 Type: QC
Method: 2019 ICP I9 6010 200.7 Methods(v185) Mode: CONC Corr. Factor: 1.000000
User: analyst Custom ID1: Custom ID2: Custom ID3:
Comment:

Elem	Tl1908	V_2908	Zn2062	Si2516	Sr3464
IS Ref	(In2306)	(Y_3710)	(In2306)	(Y_3710)	(Y_3710)
Units	ppb	ppb	ppb	ppb	ppb
Avg	3.1276	-3.9287	-2.0583	18.753	5.4223
Stddev	1.1611	2.6451	.0513	2.063	3.7222
%RSD	37.124	67.328	2.4934	10.998	68.646
Check ?	Chk Pass	Chk Pass	Chk Pass	Chk Pass	Chk Pass
High Limit					
Low Limit					

Int. Std.	In2306	Y_2243	Y_3600	Y_3710
Units	Cts/S	Cts/S	Cts/S	Cts/S
Avg	7414.9	4688.9	47583.	6896.0
Stddev	11.1	3.1	206.	8.8
%RSD	.14927	.06520	.43272	.12746

Sample Name: DNUCCVL-4559316 Acquired: 12/23/2019 15:14:35 Type: QC
Method: 2019 ICP I9 6010 200.7 Methods(v185) Mode: CONC Corr. Factor: 1.000000
User: analyst Custom ID1: Custom ID2: Custom ID3:
Comment:

Elem	Ag3280	Al3082	As1890	B_1826	Ba4554	Be3130	Ca3179
IS Ref	(Y_3600)	(Y_3710)	(Y_2243)	(Y_2243)	(Y_3710)	(Y_3710)	(Y_3710)
Units	ppb	ppb	ppb	ppb	ppb	ppb	ppb
Avg	10.529	214.11	F 8.9646	102.01	203.87	5.3916	4930.3
Stddev	.550	23.16	2.0320	.58	.50	.1292	16.1
%RSD	5.2283	10.817	22.668	.56519	.24522	2.3957	.32684
Check ?	Chk Pass	Chk Pass	Chk Fail	Chk Pass	Chk Pass	Chk Pass	Chk Pass
Value			15.000				
Range			-30.500%				

Elem	Cd2288	Co2286	Cr2677	Cu3273	Fe2599	K_7664	Li6707
IS Ref	(Y_2243)	(In2306)	(Y_3600)	(Y_3600)	(Y_3710)	(Y_3710)	(Y_3710)
Units	ppb	ppb	ppb	ppb	ppb	ppb	ppb
Avg	5.288	10.725	10.752	26.427	201.01	4779.1	52.503
Stddev	.356	.217	.198	.224	2.36	46.3	1.079
%RSD	6.733	2.0261	1.8453	.84730	1.1731	.96824	2.0555
Check ?	Chk Pass	Chk Pass	Chk Pass	Chk Pass	Chk Pass	Chk Pass	Chk Pass
Value							
Range							

Elem	Mg2790	Mn2576	Mo2020	Na5895	Ni2316	Pb2203	Sb2175
IS Ref	(Y_3710)	(Y_3600)	(Y_2243)	(Y_3710)	(In2306)	(Y_2243)	(Y_2243)
Units	ppb	ppb	ppb	ppb	ppb	ppb	ppb
Avg	5201.2	17.104	34.683	5034.9	40.334	11.942	18.75
Stddev	54.8	.122	.266	23.3	.260	1.378	1.39
%RSD	1.0531	.71467	.76830	.46262	.64343	11.542	7.386
Check ?	Chk Pass	Chk Pass	Chk Pass	Chk Pass	Chk Pass	Chk Pass	Chk Pass
Value							
Range							

Sample Name: DNUCCVL-4559316 Acquired: 12/23/2019 15:14:35 Type: QC
Method: 2019 ICP I9 6010 200.7 Methods(v185) Mode: CONC Corr. Factor: 1.000000
User: analyst Custom ID1: Custom ID2: Custom ID3:
Comment:

Elem	Se1960	Sn1899	Ti3372	Tl1908	V_2908	Zn2062	Si2516
IS Ref	(Y_2243)	(In2306)	(Y_3600)	(In2306)	(Y_3710)	(In2306)	(Y_3710)
Units	ppb	ppb	ppb	ppb	ppb	ppb	ppb
Avg	17.243	96.555	54.095	17.493	44.732	50.056	501.05
Stddev	2.574	.848	.328	1.211	.629	.547	4.81
%RSD	14.928	.87869	.60542	6.9221	1.4057	1.0930	.95964
Check ?	Chk Pass	Chk Pass	Chk Pass	Chk Pass	Chk Pass	Chk Pass	Chk Pass
Value							
Range							

Elem	Sr3464
IS Ref	(Y_3710)
Units	ppb
Avg	48.237
Stddev	7.735
%RSD	16.036
Check ?	Chk Pass
Value	
Range	

Int. Std.	In2306	Y_2243	Y_3600	Y_3710
Units	Cts/S	Cts/S	Cts/S	Cts/S
Avg	7163.0	4587.6	46741.	6807.1
Stddev	8.0	6.8	168.	14.7
%RSD	.11191	.14743	.36040	.21602

Sample Name: 240-124017-c-16-a@2 Acquired: 12/23/2019 15:18:54 Type: Unk
Method: 2019 ICP I9 6010 200.7 Methods(v185) Mode: CONC Corr. Factor: 1.000000
User: analyst Custom ID1: Custom ID2: Custom ID3:
Comment:

Elem	Ag3280	Al3082	As1890	B_1826	Ba4554	Be3130	Ca3179
IS Ref	(Y_3600)	(Y_3710)	(Y_2243)	(Y_2243)	(Y_3710)	(Y_3710)	(Y_3710)
Units	ppb	ppb	ppb	ppb	ppb	ppb	ppb
Avg	8.6094	30302.	53.538	24.349	398.76	3.4057	93870.
Stddev	.1205	33.	1.014	.339	.74	.1311	184.
%RSD	1.3992	.11019	1.8930	1.3903	.18441	3.8483	.19602
Check ?	Chk Pass	Chk Pass	Chk Pass	Chk Pass	Chk Pass	Chk Pass	Chk Pass
High Limit							
Low Limit							

Elem	Cd2288	Co2286	Cr2677	Cu3273	Fe2599	K_7664	Li6707
IS Ref	(Y_2243)	(In2306)	(Y_3600)	(Y_3600)	(Y_3710)	(Y_3710)	(Y_3710)
Units	ppb	ppb	ppb	ppb	ppb	ppb	ppb
Avg	7.146	32.828	905.87	649.72	369850.	2383.1	38.672
Stddev	.117	.221	2.90	.72	2673.	33.9	3.274
%RSD	1.641	.67426	.32069	.11018	.72287	1.4222	8.4654
Check ?	Chk Pass	Chk Pass	Chk Pass	Chk Pass	Chk Pass	Chk Pass	Chk Pass
High Limit							
Low Limit							

Elem	Mg2790	Mn2576	Mo2020	Na5895	Ni2316	Pb2203	Sb2175
IS Ref	(Y_3710)	(Y_3600)	(Y_2243)	(Y_3710)	(In2306)	(Y_2243)	(Y_2243)
Units	ppb	ppb	ppb	ppb	ppb	ppb	ppb
Avg	12282.	5408.5	48.386	487.83	404.25	1180.9	5.963
Stddev	67.	20.9	.634	12.05	1.54	4.6	.847
%RSD	.54619	.38642	1.3104	2.4706	.38085	.39100	14.21
Check ?	Chk Pass	Chk Pass	Chk Pass	Chk Pass	Chk Pass	Chk Pass	Chk Pass
High Limit							
Low Limit							

Sample Name: 240-124017-c-16-a@2 Acquired: 12/23/2019 15:18:54 Type: Unk
Method: 2019 ICP I9 6010 200.7 Methods(v185) Mode: CONC Corr. Factor: 1.000000
User: analyst Custom ID1: Custom ID2: Custom ID3:
Comment:

Elem	Se1960	Sn1899	Ti3372	Tl1908	V_2908	Zn2062	Si2516
IS Ref	(Y_2243)	(In2306)	(Y_3600)	(In2306)	(Y_3710)	(In2306)	(Y_3710)
Units	ppb	ppb	ppb	ppb	ppb	ppb	ppb
Avg	3.1688	162.24	861.66	-.41468	72.977	4503.6	4362.6
Stddev	1.2911	.91	2.46	1.1350	4.783	14.4	54.8
%RSD	40.743	.56338	.28535	273.70	6.5542	.31932	1.2567
Check ?	Chk Pass	Chk Pass	Chk Pass	Chk Pass	Chk Pass	Chk Pass	Chk Pass
High Limit							
Low Limit							

Elem	Sr3464
IS Ref	(Y_3710)
Units	ppb
Avg	208.70
Stddev	3.26
%RSD	1.5637
Check ?	Chk Pass
High Limit	
Low Limit	

Int. Std.	In2306	Y_2243	Y_3600	Y_3710
Units	Cts/S	Cts/S	Cts/S	Cts/S
Avg	6775.2	4620.2	46603.	6998.0
Stddev	10.0	8.2	101.	27.6
%RSD	.14778	.17822	.21736	.39383
Check ?	Chk Pass	Chk Pass	Chk Pass	Chk Pass
Value	87.329%	93.680%	87.937%	95.506%
Range				

Sample Name: 240-124017-b-18-a@2 Acquired: 12/23/2019 15:23:20 Type: Unk
Method: 2019 ICP I9 6010 200.7 Methods(v185) Mode: CONC Corr. Factor: 1.000000
User: analyst Custom ID1: Custom ID2: Custom ID3:
Comment:

Elem	Ag3280	Al3082	As1890	B_1826	Ba4554	Be3130
IS Ref	(Y_3600)	(Y_3710)	(Y_2243)	(Y_2243)	(Y_3710)	(Y_3710)
Units	ppb	ppb	ppb	ppb	ppb	ppb
Avg	6.1749	25020.	77.704	28.743	348.55	3.2770
Stddev	.3930	75.	2.908	.305	.95	.1121
%RSD	6.3643	.30026	3.7427	1.0603	.27288	3.4207
Check ?	Chk Pass	Chk Pass	Chk Pass	Chk Pass	Chk Pass	Chk Pass
High Limit						
Low Limit						

Elem	Ca3179	Cd2288	Co2286	Cr2677	Cu3273	Fe2599
IS Ref	(Y_3710)	(Y_2243)	(In2306)	(Y_3600)	(Y_3600)	(Y_3710)
Units	ppb	ppb	ppb	ppb	ppb	ppb
Avg	72019.	6.876	38.734	489.30	501.68	F 574120.
Stddev	143.	.165	.288	1.03	.70	6687.
%RSD	.19881	2.403	.74452	.21074	.13978	1.1646
Check ?	Chk Pass	Chk Pass	Chk Pass	Chk Pass	Chk Pass	Chk Fail
High Limit						500000.
Low Limit						-500000.

Elem	K_7664	Li6707	Mg2790	Mn2576	Mo2020	Na5895
IS Ref	(Y_3710)	(Y_3710)	(Y_3710)	(Y_3600)	(Y_2243)	(Y_3710)
Units	ppb	ppb	ppb	ppb	ppb	ppb
Avg	2048.3	34.232	10902.	6726.4	49.702	683.96
Stddev	25.1	2.437	36.	49.9	.733	9.02
%RSD	1.2273	7.1179	.33005	.74231	1.4751	1.3184
Check ?	Chk Pass	Chk Pass	Chk Pass	Chk Pass	Chk Pass	Chk Pass
High Limit						
Low Limit						

Sample Name: 240-124017-b-18-a@2 Acquired: 12/23/2019 15:23:20 Type: Unk
Method: 2019 ICP I9 6010 200.7 Methods(v185) Mode: CONC Corr. Factor: 1.000000
User: analyst Custom ID1: Custom ID2: Custom ID3:
Comment:

Elem	Ni2316	Pb2203	Sb2175	Se1960	Sn1899	Ti3372
IS Ref	(In2306)	(Y_2243)	(Y_2243)	(Y_2243)	(In2306)	(Y_3600)
Units	ppb	ppb	ppb	ppb	ppb	ppb
Avg	200.06	740.41	8.943	.27023	182.55	716.06
Stddev	3.31	9.63	5.259	2.2109	2.76	.88
%RSD	1.6566	1.3005	58.81	818.15	1.5119	.12342
Check ?	Chk Pass	Chk Pass	Chk Pass	Chk Pass	Chk Pass	Chk Pass
High Limit						
Low Limit						

Elem	Tl1908	V_2908	Zn2062	Si2516	Sr3464
IS Ref	(In2306)	(Y_3710)	(In2306)	(Y_3710)	(Y_3710)
Units	ppb	ppb	ppb	ppb	ppb
Avg	-1.2453	77.339	2975.1	6172.0	181.04
Stddev	2.4864	1.869	19.0	32.6	9.16
%RSD	199.66	2.4165	.63852	.52744	5.0589
Check ?	Chk Pass	Chk Pass	Chk Pass	Chk Pass	Chk Pass
High Limit					
Low Limit					

Int. Std.	In2306	Y_2243	Y_3600	Y_3710
Units	Cts/S	Cts/S	Cts/S	Cts/S
Avg	6828.5	4649.4	46903.	7211.1
Stddev	5.4	1.2	249.	33.4
%RSD	.07904	.02500	.53160	.46338
Check ?	Chk Pass	Chk Pass	Chk Pass	Chk Pass
Value	88.017%	94.273%	88.503%	98.414%
Range				

Sample Name: mb 240-416620/1-a Acquired: 12/23/2019 15:27:46 Type: QC
Method: 2019 ICP I9 6010 200.7 Methods(v185) Mode: CONC Corr. Factor: 1.000000
User: analyst Custom ID1: Custom ID2: Custom ID3:
Comment:

Elem	Ag3280	Al3082	As1890	B_1826	Ba4554	Be3130	Ca3179	Cd2288
IS Ref	(Y_3600)	(Y_3710)	(Y_2243)	(Y_2243)	(Y_3710)	(Y_3710)	(Y_3710)	(Y_2243)
Units	ppb	ppb	ppb	ppb	ppb	ppb	ppb	ppb
Avg	-.02472	-.47648	-4.3028	-.31429	.82433	.09956	-32.577	-.1223
Stddev	.32793	44.906	.6842	.72064	.26299	.14336	4.836	.2148
%RSD	1326.4	9424.5	15.902	229.29	31.904	143.99	14.844	175.7
Check ?	Chk Pass	Chk Pass	Chk Pass	Chk Pass	Chk Pass	Chk Pass	Chk Pass	Chk Pass
High Limit								
Low Limit								

Elem	Co2286	Cr2677	Cu3273	Fe2599	K_7664	Li6707	Mg2790	Mn2576
IS Ref	(In2306)	(Y_3600)	(Y_3600)	(Y_3710)	(Y_3710)	(Y_3710)	(Y_3710)	(Y_3600)
Units	ppb	ppb	ppb	ppb	ppb	ppb	ppb	ppb
Avg	.24099	1.0017	.90576	52.835	75.576	2.6394	.91877	.23863
Stddev	.19323	.2977	.45233	4.083	65.508	1.8854	13.190	.08876
%RSD	80.182	29.721	49.940	7.7288	86.678	71.433	1435.6	37.195
Check ?	Chk Pass	Chk Pass	Chk Pass	Chk Pass	Chk Pass	Chk Pass	Chk Pass	Chk Pass
High Limit								
Low Limit								

Elem	Mo2020	Na5895	Ni2316	Pb2203	Sb2175	Se1960	Sn1899	Ti3372
IS Ref	(Y_2243)	(Y_3710)	(In2306)	(Y_2243)	(Y_2243)	(Y_2243)	(In2306)	(Y_3600)
Units	ppb	ppb	ppb	ppb	ppb	ppb	ppb	ppb
Avg	-8.6332	87.062	-.66630	-.62009	-.8442	-2.2124	-.74274	-.19437
Stddev	.2784	8.397	.20909	.65247	2.393	4.2091	.30900	.02866
%RSD	3.2252	9.6451	31.380	105.22	283.5	190.25	41.602	14.744
Check ?	Chk Pass	Chk Pass	Chk Pass	Chk Pass	Chk Pass	Chk Pass	Chk Pass	Chk Pass
High Limit								
Low Limit								

Sample Name: mb 240-416620/1-a Acquired: 12/23/2019 15:27:46 Type: QC
Method: 2019 ICP I9 6010 200.7 Methods(v185) Mode: CONC Corr. Factor: 1.000000
User: analyst Custom ID1: Custom ID2: Custom ID3:
Comment:

Elem	Tl1908	V_2908	Zn2062	Si2516	Sr3464
IS Ref	(In2306)	(Y_3710)	(In2306)	(Y_3710)	(Y_3710)
Units	ppb	ppb	ppb	ppb	ppb
Avg	-.59909	-2.9186	-2.3596	19.854	5.8726
Stddev	.79682	1.5400	.0913	1.681	2.4733
%RSD	133.01	52.765	3.8710	8.4649	42.116
Check ?	Chk Pass	Chk Pass	Chk Pass	Chk Pass	Chk Pass
High Limit					
Low Limit					

Int. Std.	In2306	Y_2243	Y_3600	Y_3710
Units	Cts/S	Cts/S	Cts/S	Cts/S
Avg	7476.3	4737.9	47713.	6980.7
Stddev	14.2	3.9	105.	30.8
%RSD	.19059	.08133	.22110	.44100

Sample Name: lcs 240-416620/2-a Acquired: 12/23/2019 15:32:13 Type: QC
Method: 2019 ICP I9 6010 200.7 Methods(v185) Mode: CONC Corr. Factor: 1.000000
User: analyst Custom ID1: Custom ID2: Custom ID3:
Comment:

Elem	Ag3280	Al3082	As1890	B_1826	Ba4554	Be3130	Ca3179	Cd2288
IS Ref	(Y_3600)	(Y_3710)	(Y_2243)	(Y_2243)	(Y_3710)	(Y_3710)	(Y_3710)	(Y_2243)
Units	ppb	ppb	ppb	ppb	ppb	ppb	ppb	ppb
Avg	102.78	9521.2	2031.6	1044.1	1984.3	1045.2	48150.	994.1
Stddev	.59	3.0	7.3	2.6	2.8	3.0	41.	2.8
%RSD	.57675	.03134	.35801	.25044	.14105	.28437	.08567	.2838
Check ?	Chk Pass	Chk Pass	Chk Pass	Chk Pass	Chk Pass	Chk Pass	Chk Pass	Chk Pass
Value								
Range								

Elem	Co2286	Cr2677	Cu3273	Fe2599	K_7664	Li6707	Mg2790	Mn2576
IS Ref	(In2306)	(Y_3600)	(Y_3600)	(Y_3710)	(Y_3710)	(Y_3710)	(Y_3710)	(Y_3600)
Units	ppb	ppb	ppb	ppb	ppb	ppb	ppb	ppb
Avg	1011.8	1008.6	1023.2	9889.1	46921.	1007.6	50503.	1099.8
Stddev	3.4	1.5	3.3	19.2	160.	3.8	92.	3.4
%RSD	.33379	.14579	.32104	.19386	.34128	.38084	.18263	.30498
Check ?	Chk Pass	Chk Pass	Chk Pass	Chk Pass	Chk Pass	Chk Pass	Chk Pass	Chk Pass
Value								
Range								

Elem	Mo2020	Na5895	Ni2316	Pb2203	Sb2175	Se1960	Sn1899	Ti3372
IS Ref	(Y_2243)	(Y_3710)	(In2306)	(Y_2243)	(Y_2243)	(Y_2243)	(In2306)	(Y_3600)
Units	ppb	ppb	ppb	ppb	ppb	ppb	ppb	ppb
Avg	989.47	50423.	1011.1	971.16	1014.	1996.5	2006.7	1085.5
Stddev	15.84	100.	3.2	6.72	3.	13.1	9.1	3.9
%RSD	1.6007	.19903	.31734	.69231	.3072	.65464	.45374	.35729
Check ?	Chk Pass	Chk Pass	Chk Pass	Chk Pass	Chk Pass	Chk Pass	Chk Pass	Chk Pass
Value								
Range								

Sample Name: lcs 240-416620/2-a Acquired: 12/23/2019 15:32:13 Type: QC
Method: 2019 ICP I9 6010 200.7 Methods(v185) Mode: CONC Corr. Factor: 1.000000
User: analyst Custom ID1: Custom ID2: Custom ID3:
Comment:

Elem	Tl1908	V_2908	Zn2062	Si2516	Sr3464
IS Ref	(In2306)	(Y_3710)	(In2306)	(Y_3710)	(Y_3710)
Units	ppb	ppb	ppb	ppb	ppb
Avg	1960.4	944.84	1053.1	2006.3	921.65
Stddev	28.7	16.30	3.7	10.6	2.81
%RSD	1.4638	1.7251	.35501	.52893	.30442
Check ?	Chk Pass	Chk Pass	Chk Pass	Chk Pass	Chk Pass
Value					
Range					

Int. Std.	In2306	Y_2243	Y_3600	Y_3710
Units	Cts/S	Cts/S	Cts/S	Cts/S
Avg	6670.6	4580.3	45740.	6906.3
Stddev	7.3	7.2	190.	16.8
%RSD	.10888	.15672	.41624	.24303

Sample Name: 240-124047-j-1-a Acquired: 12/23/2019 15:36:11 Type: Unk
Method: 2019 ICP I9 6010 200.7 Methods(v185) Mode: CONC Corr. Factor: 1.000000
User: analyst Custom ID1: Custom ID2: Custom ID3:
Comment:

Elem	Ag3280	Al3082	As1890	B_1826	Ba4554	Be3130	Ca3179
IS Ref	(Y_3600)	(Y_3710)	(Y_2243)	(Y_2243)	(Y_3710)	(Y_3710)	(Y_3710)
Units	ppb	ppb	ppb	ppb	ppb	ppb	ppb
Avg	-.44826	-8.8984	.31346	476.74	162.43	.18580	164030.
Stddev	.03158	24.203	.62824	2.28	.25	.11769	199.
%RSD	7.0447	271.99	200.42	.47841	.15239	63.342	.12135
Check ?	Chk Pass	Chk Pass	Chk Pass	Chk Pass	Chk Pass	Chk Pass	Chk Pass
High Limit							
Low Limit							

Elem	Cd2288	Co2286	Cr2677	Cu3273	Fe2599	K_7664	Li6707
IS Ref	(Y_2243)	(In2306)	(Y_3600)	(Y_3600)	(Y_3710)	(Y_3710)	(Y_3710)
Units	ppb	ppb	ppb	ppb	ppb	ppb	ppb
Avg	.1994	1.0601	2.0525	2.4991	3499.4	7066.0	29.394
Stddev	.1980	.2185	.4159	.9432	16.0	23.9	2.191
%RSD	99.30	20.615	20.266	37.742	.45719	.33817	7.4552
Check ?	Chk Pass	Chk Pass	Chk Pass	Chk Pass	Chk Pass	Chk Pass	Chk Pass
High Limit							
Low Limit							

Elem	Mg2790	Mn2576	Mo2020	Na5895	Ni2316	Pb2203	Sb2175
IS Ref	(Y_3710)	(Y_3600)	(Y_2243)	(Y_3710)	(In2306)	(Y_2243)	(Y_2243)
Units	ppb	ppb	ppb	ppb	ppb	ppb	ppb
Avg	46811.	453.16	3.0273	41132.	1.6793	.99168	-2.401
Stddev	77.	.43	1.9398	122.	.4455	1.3267	2.439
%RSD	.16484	.09543	64.078	.29615	26.532	133.79	101.6
Check ?	Chk Pass	Chk Pass	Chk Pass	Chk Pass	Chk Pass	Chk Pass	Chk Pass
High Limit							
Low Limit							

Sample Name: 240-124047-j-1-a Acquired: 12/23/2019 15:36:11 Type: Unk
Method: 2019 ICP I9 6010 200.7 Methods(v185) Mode: CONC Corr. Factor: 1.000000
User: analyst Custom ID1: Custom ID2: Custom ID3:
Comment:

Elem	Se1960	Sn1899	Ti3372	Tl1908	V_2908	Zn2062	Si2516
IS Ref	(Y_2243)	(In2306)	(Y_3600)	(In2306)	(Y_3710)	(In2306)	(Y_3710)
Units	ppb	ppb	ppb	ppb	ppb	ppb	ppb
Avg	.87924	1.0481	.26119	5.4391	-5.6567	1.1070	14829.
Stddev	4.5980	.3680	.19879	1.1282	3.2778	.0580	66.
%RSD	522.95	35.109	76.111	20.743	57.946	5.2390	.44238
Check ?	Chk Pass	Chk Pass	Chk Pass	Chk Pass	Chk Pass	Chk Pass	Chk Pass
High Limit							
Low Limit							

Elem	Sr3464
IS Ref	(Y_3710)
Units	ppb
Avg	577.03
Stddev	3.59
%RSD	.62229
Check ?	Chk Pass
High Limit	
Low Limit	

Int. Std.	In2306	Y_2243	Y_3600	Y_3710
Units	Cts/S	Cts/S	Cts/S	Cts/S
Avg	6588.2	4489.5	44968.	6843.9
Stddev	11.3	9.7	81.	15.8
%RSD	.17160	.21590	.18088	.23037
Check ?	Chk Pass	Chk Pass	Chk Pass	Chk Pass
Value	84.919%	91.030%	84.852%	93.403%
Range				

Sample Name: SD 240-124047-j-1a@5 Acquired: 12/23/2019 15:40:29 Type: Unk
Method: 2019 ICP I9 6010 200.7 Methods(v185) Mode: CONC Corr. Factor: 1.000000
User: analyst Custom ID1: Custom ID2: Custom ID3:
Comment:

Elem	Ag3280	Al3082	As1890	B_1826	Ba4554	Be3130	Ca3179	Cd2288
IS Ref	(Y_3600)	(Y_3710)	(Y_2243)	(Y_2243)	(Y_3710)	(Y_3710)	(Y_3710)	(Y_2243)
Units	ppb	ppb	ppb	ppb	ppb	ppb	ppb	ppb
Avg	.39401	8.9206	-3.3118	93.708	34.176	.13026	33961.	-.1319
Stddev	.54714	15.277	.3131	.241	.274	.10735	45.	.0406
%RSD	138.86	171.26	9.4554	.25683	.80206	82.414	.13309	30.79
Check ?	Chk Pass	Chk Pass	Chk Pass	Chk Pass	Chk Pass	Chk Pass	Chk Pass	Chk Pass
High Limit								
Low Limit								

Elem	Co2286	Cr2677	Cu3273	Fe2599	K_7664	Li6707	Mg2790	Mn2576
IS Ref	(In2306)	(Y_3600)	(Y_3600)	(Y_3710)	(Y_3710)	(Y_3710)	(Y_3710)	(Y_3600)
Units	ppb	ppb	ppb	ppb	ppb	ppb	ppb	ppb
Avg	.46965	.96691	.71018	718.56	1459.1	5.2452	9936.5	94.579
Stddev	.05644	.20796	.82583	3.29	9.2	1.4841	18.3	.412
%RSD	12.017	21.508	116.29	.45849	.63262	28.294	.18380	.43528
Check ?	Chk Pass	Chk Pass	Chk Pass	Chk Pass	Chk Pass	Chk Pass	Chk Pass	Chk Pass
High Limit								
Low Limit								

Elem	Mo2020	Na5895	Ni2316	Pb2203	Sb2175	Se1960	Sn1899	Ti3372
IS Ref	(Y_2243)	(Y_3710)	(In2306)	(Y_2243)	(Y_2243)	(Y_2243)	(In2306)	(Y_3600)
Units	ppb	ppb	ppb	ppb	ppb	ppb	ppb	ppb
Avg	-7.1120	8383.3	.68945	1.8819	-1.517	-1.6477	-1.2297	-.75369
Stddev	.3048	30.2	.17188	1.2333	1.546	1.0110	.7541	.22244
%RSD	4.2852	.35998	24.930	65.535	101.9	61.359	61.321	29.514
Check ?	Chk Pass	Chk Pass	Chk Pass	Chk Pass	Chk Pass	Chk Pass	Chk Pass	Chk Pass
High Limit								
Low Limit								

Sample Name: SD 240-124047-j-1a@5 Acquired: 12/23/2019 15:40:29 Type: Unk
Method: 2019 ICP I9 6010 200.7 Methods(v185) Mode: CONC Corr. Factor: 1.000000
User: analyst Custom ID1: Custom ID2: Custom ID3:
Comment:

Elem	Tl1908	V_2908	Zn2062	Si2516	Sr3464
IS Ref	(In2306)	(Y_3710)	(In2306)	(Y_3710)	(Y_3710)
Units	ppb	ppb	ppb	ppb	ppb
Avg	.05761	-2.1441	-2.1636	3038.9	122.40
Stddev	1.0101	2.2263	.0706	12.1	2.84
%RSD	1753.3	103.83	3.2631	.39866	2.3177
Check ?	Chk Pass	Chk Pass	Chk Pass	Chk Pass	Chk Pass
High Limit					
Low Limit					

Int. Std.	In2306	Y_2243	Y_3600	Y_3710
Units	Cts/S	Cts/S	Cts/S	Cts/S
Avg	7145.7	4625.8	46923.	6859.5
Stddev	14.6	11.2	213.	7.6
%RSD	.20386	.24118	.45369	.11101
Check ?	Chk Pass	Chk Pass	Chk Pass	Chk Pass
Value	92.105%	93.794%	88.541%	93.615%
Range				

Sample Name: PDS 240-124047-j-1-a Acquired: 12/23/2019 15:44:52 Type: Unk
Method: 2019 ICP I9 6010 200.7 Methods(v185) Mode: CONC Corr. Factor: 1.000000
User: analyst Custom ID1: Custom ID2: Custom ID3:
Comment:

Elem	Ag3280	Al3082	As1890	B_1826	Ba4554	Be3130	Ca3179
IS Ref	(Y_3600)	(Y_3710)	(Y_2243)	(Y_2243)	(Y_3710)	(Y_3710)	(Y_3710)
Units	ppb	ppb	ppb	ppb	ppb	ppb	ppb
Avg	W 109.88	10339.	2341.8	1637.7	2332.8	1143.7	210230.
Stddev	1.25	96.	13.0	6.3	13.2	7.5	589.
%RSD	1.1375	.92611	.55418	.38446	.56650	.65345	.27996
Check ?	Chk Warn	Chk Pass	Chk Pass	Chk Pass	Chk Pass	Chk Pass	Chk Pass
High Limit	100.00						
Low Limit	-500000.						

Elem	Cd2288	Co2286	Cr2677	Cu3273	Fe2599	K_7664	Li6707
IS Ref	(Y_2243)	(In2306)	(Y_3600)	(Y_3600)	(Y_3710)	(Y_3710)	(Y_3710)
Units	ppb	ppb	ppb	ppb	ppb	ppb	ppb
Avg	1138.	1167.8	1104.0	1141.1	13892.	58536.	1128.7
Stddev	6.	7.8	6.3	6.3	84.	157.	7.7
%RSD	.5014	.67087	.56893	.55036	.60470	.26903	.68188
Check ?	Chk Pass	Chk Pass	Chk Pass	Chk Pass	Chk Pass	Chk Pass	Chk Pass
High Limit							
Low Limit							

Elem	Mg2790	Mn2576	Mo2020	Na5895	Ni2316	Pb2203	Sb2175
IS Ref	(Y_3710)	(Y_3600)	(Y_2243)	(Y_3710)	(In2306)	(Y_2243)	(Y_2243)
Units	ppb	ppb	ppb	ppb	ppb	ppb	ppb
Avg	98767.	1609.6	1122.6	94671.	1163.8	1078.1	1113.
Stddev	374.	7.0	10.3	281.	7.0	7.8	3.
%RSD	.37822	.43255	.91947	.29731	.59834	.72428	.2327
Check ?	Chk Pass	Chk Pass	Chk Pass	Chk Pass	Chk Pass	Chk Pass	Chk Pass
High Limit							
Low Limit							

Sample Name: PDS 240-124047-j-1-a Acquired: 12/23/2019 15:44:52 Type: Unk
Method: 2019 ICP I9 6010 200.7 Methods(v185) Mode: CONC Corr. Factor: 1.000000
User: analyst Custom ID1: Custom ID2: Custom ID3:
Comment:

Elem	Se1960	Sn1899	Ti3372	Tl1908	V_2908	Zn2062	Si2516
IS Ref	(Y_2243)	(In2306)	(Y_3600)	(In2306)	(Y_3710)	(In2306)	(Y_3710)
Units	ppb	ppb	ppb	ppb	ppb	ppb	ppb
Avg	2251.7	2327.9	1203.5	2254.4	1029.1	1194.6	16466.
Stddev	11.1	11.7	7.8	6.2	6.2	7.0	14.
%RSD	.49269	.50193	.65161	.27330	.59847	.58294	.08434
Check ?	Chk Pass	Chk Pass	Chk Pass	Chk Pass	Chk Pass	Chk Pass	Chk Pass
High Limit							
Low Limit							

Elem	Sr3464
IS Ref	(Y_3710)
Units	ppb
Avg	1552.7
Stddev	13.2
%RSD	.85066
Check ?	Chk Pass
High Limit	
Low Limit	

Int. Std.	In2306	Y_2243	Y_3600	Y_3710
Units	Cts/S	Cts/S	Cts/S	Cts/S
Avg	6232.3	4429.3	44399.	6855.1
Stddev	13.2	8.4	216.	5.2
%RSD	.21179	.18988	.48552	.07527
Check ?	Chk Pass	Chk Pass	Chk Pass	Chk Pass
Value	80.332%	89.810%	83.779%	93.556%
Range				

Sample Name: 240-124047-j-1-b ms Acquired: 12/23/2019 15:48:53 Type: Unk
Method: 2019 ICP I9 6010 200.7 Methods(v185) Mode: CONC Corr. Factor: 1.000000
User: analyst Custom ID1: Custom ID2: Custom ID3:
Comment:

Elem	Ag3280	Al3082	As1890	B_1826	Ba4554	Be3130	Ca3179
IS Ref	(Y_3600)	(Y_3710)	(Y_2243)	(Y_2243)	(Y_3710)	(Y_3710)	(Y_3710)
Units	ppb	ppb	ppb	ppb	ppb	ppb	ppb
Avg	W 104.94	9474.0	2064.9	1533.9	2140.1	1040.0	212110.
Stddev	.67	16.7	8.4	.5	1.7	3.9	1532.
%RSD	.64120	.17670	.40757	.03362	.07901	.37494	.72240
Check ?	Chk Warn	Chk Pass	Chk Pass	Chk Pass	Chk Pass	Chk Pass	Chk Pass
High Limit	100.00						
Low Limit	-500000.						

Elem	Cd2288	Co2286	Cr2677	Cu3273	Fe2599	K_7664	Li6707
IS Ref	(Y_2243)	(In2306)	(Y_3600)	(Y_3600)	(Y_3710)	(Y_3710)	(Y_3710)
Units	ppb	ppb	ppb	ppb	ppb	ppb	ppb
Avg	999.1	1020.6	985.54	1022.1	13078.	54293.	1035.9
Stddev	3.2	3.2	3.00	1.0	13.	49.	5.8
%RSD	.3190	.31820	.30414	.09747	.10156	.08946	.56297
Check ?	Chk Pass	Chk Pass	Chk Pass	Chk Pass	Chk Pass	Chk Pass	Chk Pass
High Limit							
Low Limit							

Elem	Mg2790	Mn2576	Mo2020	Na5895	Ni2316	Pb2203	Sb2175
IS Ref	(Y_3710)	(Y_3600)	(Y_2243)	(Y_3710)	(In2306)	(Y_2243)	(Y_2243)
Units	ppb	ppb	ppb	ppb	ppb	ppb	ppb
Avg	95604.	1510.5	997.55	91349.	1014.9	949.31	1021.
Stddev	148.	4.5	15.25	127.	4.1	3.26	4.
%RSD	.15529	.29737	1.5291	.13902	.40668	.34291	.3951
Check ?	Chk Pass	Chk Pass	Chk Pass	Chk Pass	Chk Pass	Chk Pass	Chk Pass
High Limit							
Low Limit							

Sample Name: 240-124047-j-1-b ms Acquired: 12/23/2019 15:48:53 Type: Unk
Method: 2019 ICP I9 6010 200.7 Methods(v185) Mode: CONC Corr. Factor: 1.000000
User: analyst Custom ID1: Custom ID2: Custom ID3:
Comment:

Elem	Se1960	Sn1899	Ti3372	Tl1908	V_2908	Zn2062	Si2516
IS Ref	(Y_2243)	(In2306)	(Y_3600)	(In2306)	(Y_3710)	(In2306)	(Y_3710)
Units	ppb	ppb	ppb	ppb	ppb	ppb	ppb
Avg	1992.5	2042.9	1079.6	1945.9	935.03	1059.0	16833.
Stddev	8.9	7.7	4.0	38.0	3.20	3.2	40.
%RSD	.44881	.37612	.37158	1.9526	.34248	.29773	.23707
Check ?	Chk Pass	Chk Pass	Chk Pass	Chk Pass	Chk Pass	Chk Pass	Chk Pass
High Limit							
Low Limit							

Elem	Sr3464
IS Ref	(Y_3710)
Units	ppb
Avg	1486.3
Stddev	7.0
%RSD	.47003
Check ?	Chk Pass
High Limit	
Low Limit	

Int. Std.	In2306	Y_2243	Y_3600	Y_3710
Units	Cts/S	Cts/S	Cts/S	Cts/S
Avg	6231.9	4426.4	44266.	6859.3
Stddev	22.2	13.6	237.	25.0
%RSD	.35623	.30697	.53539	.36385
Check ?	Chk Pass	Chk Pass	Chk Pass	Chk Pass
Value	80.327%	89.751%	83.527%	93.612%
Range				

Sample Name: 240-124047-j-1-c msd Acquired: 12/23/2019 15:52:57 Type: Unk
Method: 2019 ICP I9 6010 200.7 Methods(v185) Mode: CONC Corr. Factor: 1.000000
User: analyst Custom ID1: Custom ID2: Custom ID3:
Comment:

Elem	Ag3280	Al3082	As1890	B_1826	Ba4554	Be3130	Ca3179
IS Ref	(Y_3600)	(Y_3710)	(Y_2243)	(Y_2243)	(Y_3710)	(Y_3710)	(Y_3710)
Units	ppb	ppb	ppb	ppb	ppb	ppb	ppb
Avg	W 105.89	9505.5	2097.1	1556.2	2169.8	1058.8	216370.
Stddev	.80	45.2	4.4	1.1	2.4	3.7	97.
%RSD	.75267	.47559	.21208	.07132	.11011	.34740	.04490
Check ?	Chk Warn	Chk Pass	Chk Pass	Chk Pass	Chk Pass	Chk Pass	Chk Pass
High Limit	100.00						
Low Limit	-500000.						

Elem	Cd2288	Co2286	Cr2677	Cu3273	Fe2599	K_7664	Li6707
IS Ref	(Y_2243)	(In2306)	(Y_3600)	(Y_3600)	(Y_3710)	(Y_3710)	(Y_3710)
Units	ppb	ppb	ppb	ppb	ppb	ppb	ppb
Avg	1013.	1035.0	994.15	1028.9	13230.	55059.	1046.0
Stddev	2.	2.2	1.01	2.1	19.	77.	4.3
%RSD	.2353	.21572	.10206	.20161	.14206	.13996	.41072
Check ?	Chk Pass	Chk Pass	Chk Pass	Chk Pass	Chk Pass	Chk Pass	Chk Pass
High Limit							
Low Limit							

Elem	Mg2790	Mn2576	Mo2020	Na5895	Ni2316	Pb2203	Sb2175
IS Ref	(Y_3710)	(Y_3600)	(Y_2243)	(Y_3710)	(In2306)	(Y_2243)	(Y_2243)
Units	ppb	ppb	ppb	ppb	ppb	ppb	ppb
Avg	97513.	1518.3	1010.2	92652.	1030.5	962.64	1032.
Stddev	187.	4.4	14.4	151.	1.3	2.47	3.
%RSD	.19140	.29031	1.4274	.16309	.12202	.25650	.3210
Check ?	Chk Pass	Chk Pass	Chk Pass	Chk Pass	Chk Pass	Chk Pass	Chk Pass
High Limit							
Low Limit							

Sample Name: 240-124047-j-1-c msd Acquired: 12/23/2019 15:52:57 Type: Unk
Method: 2019 ICP I9 6010 200.7 Methods(v185) Mode: CONC Corr. Factor: 1.000000
User: analyst Custom ID1: Custom ID2: Custom ID3:
Comment:

Elem	Se1960	Sn1899	Ti3372	Tl1908	V_2908	Zn2062	Si2516
IS Ref	(Y_2243)	(In2306)	(Y_3600)	(In2306)	(Y_3710)	(In2306)	(Y_3710)
Units	ppb	ppb	ppb	ppb	ppb	ppb	ppb
Avg	2023.9	2068.1	1083.4	1973.1	953.12	1074.7	17188.
Stddev	7.7	9.3	1.2	32.9	8.23	1.4	33.
%RSD	.38054	.44935	.11161	1.6683	.86335	.12930	.19120
Check ?	Chk Pass	Chk Pass	Chk Pass	Chk Pass	Chk Pass	Chk Pass	Chk Pass
High Limit							
Low Limit							

Elem	Sr3464
IS Ref	(Y_3710)
Units	ppb
Avg	1515.7
Stddev	13.9
%RSD	.91829
Check ?	Chk Pass
High Limit	
Low Limit	

Int. Std.	In2306	Y_2243	Y_3600	Y_3710
Units	Cts/S	Cts/S	Cts/S	Cts/S
Avg	6227.0	4430.0	44622.	6828.6
Stddev	3.0	3.3	114.	19.7
%RSD	.04791	.07354	.25548	.28783
Check ?	Chk Pass	Chk Pass	Chk Pass	Chk Pass
Value	80.263%	89.823%	84.198%	93.194%
Range				

Sample Name: CCV-4543978 Acquired: 12/23/2019 15:57:07 Type: QC
Method: 2019 ICP I9 6010 200.7 Methods(v185) Mode: CONC Corr. Factor: 1.000000
User: analyst Custom ID1: Custom ID2: Custom ID3:
Comment:

Elem	Ag3280	Al3082	As1890	B_1826	Ba4554	Be3130	Ca3179	Cd2288
IS Ref	(Y_3600)	(Y_3710)	(Y_2243)	(Y_2243)	(Y_3710)	(Y_3710)	(Y_3710)	(Y_2243)
Units	ppb	ppb	ppb	ppb	ppb	ppb	ppb	ppb
Avg	1027.7	47270.	2034.0	5130.8	2022.5	2109.6	48346.	1991.
Stddev	2.1	89.	.5	5.8	1.6	5.6	75.	2.
%RSD	.20863	.18827	.02631	.11279	.07719	.26412	.15458	.0766
Check ?	Chk Pass	Chk Pass	Chk Pass	Chk Pass	Chk Pass	Chk Pass	Chk Pass	Chk Pass
Value								
Range								

Elem	Co2286	Cr2677	Cu3273	Fe2599	K_7664	Li6707	Mg2790	Mn2576
IS Ref	(In2306)	(Y_3600)	(Y_3600)	(Y_3710)	(Y_3710)	(Y_3710)	(Y_3710)	(Y_3600)
Units	ppb	ppb	ppb	ppb	ppb	ppb	ppb	ppb
Avg	2073.7	2022.0	2058.5	48570.	47088.	2026.0	50303.	2150.0
Stddev	2.8	1.6	2.3	15.	99.	5.6	118.	1.6
%RSD	.13743	.07981	.11327	.03083	.20957	.27419	.23529	.07268
Check ?	Chk Pass	Chk Pass	Chk Pass	Chk Pass	Chk Pass	Chk Pass	Chk Pass	Chk Pass
Value								
Range								

Elem	Mo2020	Na5895	Ni2316	Pb2203	Sb2175	Se1960	Sn1899	Ti3372
IS Ref	(Y_2243)	(Y_3710)	(In2306)	(Y_2243)	(Y_2243)	(Y_2243)	(In2306)	(Y_3600)
Units	ppb	ppb	ppb	ppb	ppb	ppb	ppb	ppb
Avg	2049.7	49983.	2069.1	1961.8	1973.	1990.8	2047.0	2192.2
Stddev	15.3	44.	.2	1.7	6.	3.8	3.3	.4
%RSD	.74527	.08783	.01187	.08584	.3006	.19309	.16189	.01673
Check ?	Chk Pass	Chk Pass	Chk Pass	Chk Pass	Chk Pass	Chk Pass	Chk Pass	Chk Pass
Value								
Range								

Sample Name: CCV-4543978 Acquired: 12/23/2019 15:57:07 Type: QC
Method: 2019 ICP I9 6010 200.7 Methods(v185) Mode: CONC Corr. Factor: 1.000000
User: analyst Custom ID1: Custom ID2: Custom ID3:
Comment:

Elem	Tl1908	V_2908	Zn2062	Si2516	Sr3464
IS Ref	(In2306)	(Y_3710)	(In2306)	(Y_3710)	(Y_3710)
Units	ppb	ppb	ppb	ppb	ppb
Avg	2004.7	1916.2	2132.6	19798.	1888.0
Stddev	12.9	2.4	1.4	65.	4.5
%RSD	.64291	.12759	.06750	.32887	.23761
Check ?	Chk Pass	Chk Pass	Chk Pass	Chk Pass	Chk Pass
Value					
Range					

Int. Std.	In2306	Y_2243	Y_3600	Y_3710
Units	Cts/S	Cts/S	Cts/S	Cts/S
Avg	6460.7	4486.5	45386.	6805.4
Stddev	2.8	1.0	121.	11.3
%RSD	.04319	.02311	.26708	.16554

Sample Name: CCB Acquired: 12/23/2019 16:01:05 Type: QC
Method: 2019 ICP I9 6010 200.7 Methods(v185) Mode: CONC Corr. Factor: 1.000000
User: analyst Custom ID1: Custom ID2: Custom ID3:
Comment:

Elem	Ag3280	Al3082	As1890	B_1826	Ba4554	Be3130	Ca3179	Cd2288
IS Ref	(Y_3600)	(Y_3710)	(Y_2243)	(Y_2243)	(Y_3710)	(Y_3710)	(Y_3710)	(Y_2243)
Units	ppb	ppb	ppb	ppb	ppb	ppb	ppb	ppb
Avg	-.01002	22.829	-1.6100	7.3888	.81694	.38004	-53.249	.0329
Stddev	.07061	33.558	1.5540	1.1130	.08349	.22641	2.448	.3165
%RSD	704.68	147.00	96.522	15.063	10.219	59.575	4.5966	963.0
Check ?	Chk Pass	Chk Pass	Chk Pass	Chk Pass	Chk Pass	Chk Pass	Chk Pass	Chk Pass
High Limit								
Low Limit								

Elem	Co2286	Cr2677	Cu3273	Fe2599	K_7664	Li6707	Mg2790	Mn2576
IS Ref	(In2306)	(Y_3600)	(Y_3600)	(Y_3710)	(Y_3710)	(Y_3710)	(Y_3710)	(Y_3600)
Units	ppb	ppb	ppb	ppb	ppb	ppb	ppb	ppb
Avg	.58105	.96455	.75522	2.4691	83.405	.76393	24.262	.20875
Stddev	.18952	.23638	.80224	.4248	39.529	1.5853	9.394	.05406
%RSD	32.616	24.507	106.23	17.203	47.394	207.52	38.717	25.898
Check ?	Chk Pass	Chk Pass	Chk Pass	Chk Pass	Chk Pass	Chk Pass	Chk Pass	Chk Pass
High Limit								
Low Limit								

Elem	Mo2020	Na5895	Ni2316	Pb2203	Sb2175	Se1960	Sn1899	Ti3372
IS Ref	(Y_2243)	(Y_3710)	(In2306)	(Y_2243)	(Y_2243)	(Y_2243)	(In2306)	(Y_3600)
Units	ppb	ppb	ppb	ppb	ppb	ppb	ppb	ppb
Avg	7.6725	49.239	-.38912	-.15616	-1.115	-1.9130	-.20644	-.11304
Stddev	2.7779	11.805	.31608	1.0445	2.102	4.5182	.41267	.33933
%RSD	36.207	23.975	81.229	668.88	188.5	236.18	199.90	300.20
Check ?	Chk Pass	Chk Pass	Chk Pass	Chk Pass	Chk Pass	Chk Pass	Chk Pass	Chk Pass
High Limit								
Low Limit								

Sample Name: CCB Acquired: 12/23/2019 16:01:05 Type: QC
Method: 2019 ICP I9 6010 200.7 Methods(v185) Mode: CONC Corr. Factor: 1.000000
User: analyst Custom ID1: Custom ID2: Custom ID3:
Comment:

Elem	Tl1908	V_2908	Zn2062	Si2516	Sr3464
IS Ref	(In2306)	(Y_3710)	(In2306)	(Y_3710)	(Y_3710)
Units	ppb	ppb	ppb	ppb	ppb
Avg	4.9122	-3.4828	-2.2101	19.559	3.4815
Stddev	.3799	3.5709	.1490	8.657	9.3956
%RSD	7.7344	102.53	6.7416	44.259	269.87
Check ?	Chk Pass	Chk Pass	Chk Pass	Chk Pass	Chk Pass
High Limit					
Low Limit					

Int. Std.	In2306	Y_2243	Y_3600	Y_3710
Units	Cts/S	Cts/S	Cts/S	Cts/S
Avg	7471.1	4701.5	47816.	6892.1
Stddev	4.8	6.9	125.	8.6
%RSD	.06370	.14653	.26169	.12463

Sample Name: CCVL-4559316 Acquired: 12/23/2019 16:05:31 Type: QC
Method: 2019 ICP I9 6010 200.7 Methods(v185) Mode: CONC Corr. Factor: 1.000000
User: analyst Custom ID1: Custom ID2: Custom ID3:
Comment:

Elem	Ag3280	Al3082	As1890	B_1826	Ba4554	Be3130	Ca3179	Cd2288
IS Ref	(Y_3600)	(Y_3710)	(Y_2243)	(Y_2243)	(Y_3710)	(Y_3710)	(Y_3710)	(Y_2243)
Units	ppb	ppb	ppb	ppb	ppb	ppb	ppb	ppb
Avg	10.454	169.88	12.810	103.03	200.14	5.3858	4832.1	4.967
Stddev	.482	25.59	2.678	.94	.11	.0718	15.6	.057
%RSD	4.6081	15.062	20.908	.91091	.05603	1.3330	.32199	1.138
Check ?	Chk Pass	Chk Pass	Chk Pass	Chk Pass	Chk Pass	Chk Pass	Chk Pass	Chk Pass
Value								
Range								

Elem	Co2286	Cr2677	Cu3273	Fe2599	K_7664	Li6707	Mg2790	Mn2576
IS Ref	(In2306)	(Y_3600)	(Y_3600)	(Y_3710)	(Y_3710)	(Y_3710)	(Y_3710)	(Y_3600)
Units	ppb	ppb	ppb	ppb	ppb	ppb	ppb	ppb
Avg	10.395	10.881	27.076	198.42	4746.5	55.169	5111.7	16.472
Stddev	.227	.237	.342	.83	52.1	4.827	6.0	.159
%RSD	2.1842	2.1743	1.2613	.41865	1.0978	8.7490	.11651	.96766
Check ?	Chk Pass	Chk Pass	Chk Pass	Chk Pass	Chk Pass	Chk Pass	Chk Pass	Chk Pass
Value								
Range								

Elem	Mo2020	Na5895	Ni2316	Pb2203	Sb2175	Se1960	Sn1899	Ti3372
IS Ref	(Y_2243)	(Y_3710)	(In2306)	(Y_2243)	(Y_2243)	(Y_2243)	(In2306)	(Y_3600)
Units	ppb	ppb	ppb	ppb	ppb	ppb	ppb	ppb
Avg	36.135	4999.1	39.306	10.445	17.81	17.922	95.370	53.867
Stddev	.644	4.2	.843	.293	1.71	3.706	1.167	.862
%RSD	1.7813	.08336	2.1444	2.8055	9.613	20.677	1.2236	1.6004
Check ?	Chk Pass	Chk Pass	Chk Pass	Chk Pass	Chk Pass	Chk Pass	Chk Pass	Chk Pass
Value								
Range								

Sample Name: CCVL-4559316 Acquired: 12/23/2019 16:05:31 Type: QC
Method: 2019 ICP I9 6010 200.7 Methods(v185) Mode: CONC Corr. Factor: 1.000000
User: analyst Custom ID1: Custom ID2: Custom ID3:
Comment:

Elem	Tl1908	V_2908	Zn2062	Si2516	Sr3464
IS Ref	(In2306)	(Y_3710)	(In2306)	(Y_3710)	(Y_3710)
Units	ppb	ppb	ppb	ppb	ppb
Avg	18.468	45.592	47.995	502.05	50.731
Stddev	1.062	1.798	.412	6.82	3.293
%RSD	5.7510	3.9444	.85849	1.3590	6.4912
Check ?	Chk Pass	Chk Pass	Chk Pass	Chk Pass	Chk Pass
Value					
Range					

Int. Std.	In2306	Y_2243	Y_3600	Y_3710
Units	Cts/S	Cts/S	Cts/S	Cts/S
Avg	7263.9	4646.4	47181.	6871.5
Stddev	16.1	9.5	193.	34.9
%RSD	.22213	.20515	.40856	.50793

Sample Name: 240-124047-j-2-a Acquired: 12/23/2019 16:09:50 Type: Unk
Method: 2019 ICP I9 6010 200.7 Methods(v185) Mode: CONC Corr. Factor: 1.000000
User: analyst Custom ID1: Custom ID2: Custom ID3:
Comment:

Elem	Ag3280	Al3082	As1890	B_1826	Ba4554	Be3130	Ca3179
IS Ref	(Y_3600)	(Y_3710)	(Y_2243)	(Y_2243)	(Y_3710)	(Y_3710)	(Y_3710)
Units	ppb	ppb	ppb	ppb	ppb	ppb	ppb
Avg	.80621	287.39	98.079	413.03	706.71	-.10677	214940.
Stddev	.28841	46.02	3.474	2.11	.61	.11728	815.
%RSD	35.774	16.015	3.5418	.51161	.08675	109.85	.37935
Check ?	Chk Pass	Chk Pass	Chk Pass	Chk Pass	Chk Pass	Chk Pass	Chk Pass
High Limit							
Low Limit							

Elem	Cd2288	Co2286	Cr2677	Cu3273	Fe2599	K_7664	Li6707
IS Ref	(Y_2243)	(In2306)	(Y_3600)	(Y_3600)	(Y_3710)	(Y_3710)	(Y_3710)
Units	ppb	ppb	ppb	ppb	ppb	ppb	ppb
Avg	.2608	4.2863	2.6197	3.4936	50.520	13331.	52.645
Stddev	.0487	.1086	.2278	.6887	1.859	109.	1.770
%RSD	18.66	2.5341	8.6948	19.714	3.6803	.81454	3.3630
Check ?	Chk Pass	Chk Pass	Chk Pass	Chk Pass	Chk Pass	Chk Pass	Chk Pass
High Limit							
Low Limit							

Elem	Mg2790	Mn2576	Mo2020	Na5895	Ni2316	Pb2203	Sb2175
IS Ref	(Y_3710)	(Y_3600)	(Y_2243)	(Y_3710)	(In2306)	(Y_2243)	(Y_2243)
Units	ppb	ppb	ppb	ppb	ppb	ppb	ppb
Avg	45156.	7038.2	5.3216	62930.	4.1750	2.1782	8.348
Stddev	94.	43.5	.1456	75.	.6467	1.2234	.998
%RSD	.20748	.61837	2.7360	.11850	15.489	56.166	11.96
Check ?	Chk Pass	Chk Pass	Chk Pass	Chk Pass	Chk Pass	Chk Pass	Chk Pass
High Limit							
Low Limit							

Sample Name: 240-124047-j-2-a Acquired: 12/23/2019 16:09:50 Type: Unk
Method: 2019 ICP I9 6010 200.7 Methods(v185) Mode: CONC Corr. Factor: 1.000000
User: analyst Custom ID1: Custom ID2: Custom ID3:
Comment:

Elem	Se1960	Sn1899	Ti3372	Tl1908	V_2908	Zn2062	Si2516
IS Ref	(Y_2243)	(In2306)	(Y_3600)	(In2306)	(Y_3710)	(In2306)	(Y_3710)
Units	ppb	ppb	ppb	ppb	ppb	ppb	ppb
Avg	.05678	-.16866	-.08761	-1.4772	.46215	-2.1172	9182.0
Stddev	3.4243	.97844	.18913	1.5177	2.4372	.1124	6.2
%RSD	6031.1	580.14	215.88	102.75	527.38	5.3071	.06787
Check ?	Chk Pass	Chk Pass	Chk Pass	Chk Pass	Chk Pass	Chk Pass	Chk Pass
High Limit							
Low Limit							

Elem	Sr3464
IS Ref	(Y_3710)
Units	ppb
Avg	1921.9
Stddev	10.4
%RSD	.53907
Check ?	Chk Pass
High Limit	
Low Limit	

Int. Std.	In2306	Y_2243	Y_3600	Y_3710
Units	Cts/S	Cts/S	Cts/S	Cts/S
Avg	6473.6	4449.0	44721.	6834.1
Stddev	9.2	8.5	129.	8.8
%RSD	.14140	.19018	.28871	.12816
Check ?	Chk Pass	Chk Pass	Chk Pass	Chk Pass
Value	83.442%	90.208%	84.386%	93.269%
Range				

Sample Name: 240-124047-j-2-b ms Acquired: 12/23/2019 16:14:24 Type: Unk
Method: 2019 ICP I9 6010 200.7 Methods(v185) Mode: CONC Corr. Factor: 1.000000
User: analyst Custom ID1: Custom ID2: Custom ID3:
Comment:

Elem	Ag3280	Al3082	As1890	B_1826	Ba4554	Be3130	Ca3179
IS Ref	(Y_3600)	(Y_3710)	(Y_2243)	(Y_2243)	(Y_3710)	(Y_3710)	(Y_3710)
Units	ppb	ppb	ppb	ppb	ppb	ppb	ppb
Avg	W 107.56	10012.	2217.4	1488.0	2746.8	1069.5	261240.
Stddev	.76	59.	10.2	4.2	11.9	5.3	1808.
%RSD	.70881	.59131	.45908	.27981	.43194	.49632	.69198
Check ?	Chk Warn	Chk Pass	Chk Pass	Chk Pass	Chk Pass	Chk Pass	Chk Pass
High Limit	100.00						
Low Limit	-500000.						

Elem	Cd2288	Co2286	Cr2677	Cu3273	Fe2599	K_7664	Li6707
IS Ref	(Y_2243)	(In2306)	(Y_3600)	(Y_3600)	(Y_3710)	(Y_3710)	(Y_3710)
Units	ppb	ppb	ppb	ppb	ppb	ppb	ppb
Avg	1022.	1053.5	1013.4	1045.4	9925.9	61699.	1083.1
Stddev	3.	4.0	1.1	1.2	40.1	373.	5.5
%RSD	.2508	.38437	.11081	.11769	.40364	.60450	.50501
Check ?	Chk Pass	Chk Pass	Chk Pass	Chk Pass	Chk Pass	Chk Pass	Chk Pass
High Limit							
Low Limit							

Elem	Mg2790	Mn2576	Mo2020	Na5895	Ni2316	Pb2203	Sb2175
IS Ref	(Y_3710)	(Y_3600)	(Y_2243)	(Y_3710)	(In2306)	(Y_2243)	(Y_2243)
Units	ppb	ppb	ppb	ppb	ppb	ppb	ppb
Avg	95004.	8039.2	1016.4	114010.	1047.6	964.65	1055.
Stddev	434.	74.5	14.4	520.	6.2	3.82	5.
%RSD	.45730	.92624	1.4131	.45595	.59228	.39589	.4651
Check ?	Chk Pass	Chk Pass	Chk Pass	Chk Pass	Chk Pass	Chk Pass	Chk Pass
High Limit							
Low Limit							

Sample Name: 240-124047-j-2-b ms Acquired: 12/23/2019 16:14:24 Type: Unk
Method: 2019 ICP I9 6010 200.7 Methods(v185) Mode: CONC Corr. Factor: 1.000000
User: analyst Custom ID1: Custom ID2: Custom ID3:
Comment:

Elem	Se1960	Sn1899	Ti3372	Tl1908	V_2908	Zn2062	Si2516
IS Ref	(Y_2243)	(In2306)	(Y_3600)	(In2306)	(Y_3710)	(In2306)	(Y_3710)
Units	ppb	ppb	ppb	ppb	ppb	ppb	ppb
Avg	2041.5	2091.0	1104.3	1969.9	963.96	1086.1	11188.
Stddev	9.9	11.3	1.2	35.7	3.18	5.0	80.
%RSD	.48592	.54099	.10962	1.8111	.32950	.45822	.71452
Check ?	Chk Pass	Chk Pass	Chk Pass	Chk Pass	Chk Pass	Chk Pass	Chk Pass
High Limit							
Low Limit							

Elem	Sr3464
IS Ref	(Y_3710)
Units	ppb
Avg	2815.0
Stddev	10.4
%RSD	.36934
Check ?	Chk Pass
High Limit	
Low Limit	

Int. Std.	In2306	Y_2243	Y_3600	Y_3710
Units	Cts/S	Cts/S	Cts/S	Cts/S
Avg	6137.5	4383.3	43895.	6802.2
Stddev	13.5	10.0	81.	16.2
%RSD	.22062	.22848	.18464	.23827
Check ?	Chk Pass	Chk Pass	Chk Pass	Chk Pass
Value	79.110%	88.877%	82.828%	92.833%
Range				

Sample Name: 240-124047-j-2-c msd Acquired: 12/23/2019 16:18:39 Type: Unk
Method: 2019 ICP I9 6010 200.7 Methods(v185) Mode: CONC Corr. Factor: 1.000000
User: analyst Custom ID1: Custom ID2: Custom ID3:
Comment:

Elem	Ag3280	Al3082	As1890	B_1826	Ba4554	Be3130	Ca3179
IS Ref	(Y_3600)	(Y_3710)	(Y_2243)	(Y_2243)	(Y_3710)	(Y_3710)	(Y_3710)
Units	ppb	ppb	ppb	ppb	ppb	ppb	ppb
Avg	W 104.38	9510.1	2127.2	1435.1	2612.9	1014.2	252590.
Stddev	.29	43.1	8.4	2.5	.6	2.6	4441.
%RSD	.27392	.45279	.39600	.17548	.02109	.25217	1.7583
Check ?	Chk Warn	Chk Pass	Chk Pass	Chk Pass	Chk Pass	Chk Pass	Chk Pass
High Limit	100.00						
Low Limit	-500000.						

Elem	Cd2288	Co2286	Cr2677	Cu3273	Fe2599	K_7664	Li6707
IS Ref	(Y_2243)	(In2306)	(Y_3600)	(Y_3600)	(Y_3710)	(Y_3710)	(Y_3710)
Units	ppb	ppb	ppb	ppb	ppb	ppb	ppb
Avg	978.8	998.72	965.16	997.33	9457.8	58662.	1034.4
Stddev	3.6	4.38	3.35	3.51	10.5	99.	2.0
%RSD	.3660	.43807	.34690	.35192	.11134	.16951	.19278
Check ?	Chk Pass	Chk Pass	Chk Pass	Chk Pass	Chk Pass	Chk Pass	Chk Pass
High Limit							
Low Limit							

Elem	Mg2790	Mn2576	Mo2020	Na5895	Ni2316	Pb2203	Sb2175
IS Ref	(Y_3710)	(Y_3600)	(Y_2243)	(Y_3710)	(In2306)	(Y_2243)	(Y_2243)
Units	ppb	ppb	ppb	ppb	ppb	ppb	ppb
Avg	90901.	7691.1	975.14	109420.	994.61	927.82	1011.
Stddev	215.	33.0	14.34	72.	4.25	4.30	6.
%RSD	.23673	.42969	1.4703	.06546	.42779	.46351	.6228
Check ?	Chk Pass	Chk Pass	Chk Pass	Chk Pass	Chk Pass	Chk Pass	Chk Pass
High Limit							
Low Limit							

Sample Name: 240-124047-j-2-c msd Acquired: 12/23/2019 16:18:39 Type: Unk
Method: 2019 ICP I9 6010 200.7 Methods(v185) Mode: CONC Corr. Factor: 1.000000
User: analyst Custom ID1: Custom ID2: Custom ID3:
Comment:

Elem	Se1960	Sn1899	Ti3372	Tl1908	V_2908	Zn2062	Si2516
IS Ref	(Y_2243)	(In2306)	(Y_3600)	(In2306)	(Y_3710)	(In2306)	(Y_3710)
Units	ppb	ppb	ppb	ppb	ppb	ppb	ppb
Avg	1962.8	1995.1	1057.4	1894.9	910.97	1035.2	10771.
Stddev	2.7	14.8	3.3	36.7	1.66	4.4	25.
%RSD	.13510	.74263	.31147	1.9377	.18235	.42702	.22915
Check ?	Chk Pass	Chk Pass	Chk Pass	Chk Pass	Chk Pass	Chk Pass	Chk Pass
High Limit							
Low Limit							

Elem	Sr3464
IS Ref	(Y_3710)
Units	ppb
Avg	2692.9
Stddev	4.2
%RSD	.15488
Check ?	Chk Pass
High Limit	
Low Limit	

Int. Std.	In2306	Y_2243	Y_3600	Y_3710
Units	Cts/S	Cts/S	Cts/S	Cts/S
Avg	6189.1	4401.7	44138.	6877.6
Stddev	14.7	14.9	116.	33.3
%RSD	.23816	.33793	.26207	.48428
Check ?	Chk Pass	Chk Pass	Chk Pass	Chk Pass
Value	79.774%	89.249%	83.286%	93.862%
Range				

Sample Name: 190-21869-p-1-a Acquired: 12/23/2019 16:22:54 Type: Unk
Method: 2019 ICP I9 6010 200.7 Methods(v185) Mode: CONC Corr. Factor: 1.000000
User: analyst Custom ID1: Custom ID2: Custom ID3:
Comment:

Elem	Ag3280	Al3082	As1890	B_1826	Ba4554	Be3130	Ca3179	Cd2288
IS Ref	(Y_3600)	(Y_3710)	(Y_2243)	(Y_2243)	(Y_3710)	(Y_3710)	(Y_3710)	(Y_2243)
Units	ppb	ppb	ppb	ppb	ppb	ppb	ppb	ppb
Avg	.68053	3562.2	4.8421	19.878	37.445	.31771	98436.	.5739
Stddev	.16427	18.3	2.2947	.643	.269	.08933	137.	.0805
%RSD	24.139	.51234	47.391	3.2347	.71955	28.118	.13889	14.03
Check ?	Chk Pass	Chk Pass	Chk Pass	Chk Pass	Chk Pass	Chk Pass	Chk Pass	Chk Pass
High Limit								
Low Limit								

Elem	Co2286	Cr2677	Cu3273	Fe2599	K_7664	Li6707	Mg2790	Mn2576
IS Ref	(In2306)	(Y_3600)	(Y_3600)	(Y_3710)	(Y_3710)	(Y_3710)	(Y_3710)	(Y_3600)
Units	ppb	ppb	ppb	ppb	ppb	ppb	ppb	ppb
Avg	3.8800	7.5755	22.905	6353.0	1926.5	6.4947	29562.	233.71
Stddev	.2948	.1475	1.217	26.6	76.7	4.6985	37.	1.07
%RSD	7.5976	1.9464	5.3146	.41843	3.9837	72.344	.12588	.45857
Check ?	Chk Pass	Chk Pass	Chk Pass	Chk Pass	Chk Pass	Chk Pass	Chk Pass	Chk Pass
High Limit								
Low Limit								

Elem	Mo2020	Na5895	Ni2316	Pb2203	Sb2175	Se1960	Sn1899	Ti3372
IS Ref	(Y_2243)	(Y_3710)	(In2306)	(Y_2243)	(Y_2243)	(Y_2243)	(In2306)	(Y_3600)
Units	ppb	ppb	ppb	ppb	ppb	ppb	ppb	ppb
Avg	5.3434	3473.2	8.1671	8.5955	-1.127	1.7781	3.0379	82.233
Stddev	1.5066	25.2	.1380	.2686	1.984	3.0024	.6706	1.027
%RSD	28.195	.72441	1.6902	3.1247	176.0	168.85	22.073	1.2489
Check ?	Chk Pass	Chk Pass	Chk Pass	Chk Pass	Chk Pass	Chk Pass	Chk Pass	Chk Pass
High Limit								
Low Limit								

Sample Name: 190-21869-p-1-a Acquired: 12/23/2019 16:22:54 Type: Unk
Method: 2019 ICP I9 6010 200.7 Methods(v185) Mode: CONC Corr. Factor: 1.000000
User: analyst Custom ID1: Custom ID2: Custom ID3:
Comment:

Elem	Tl1908	V_2908	Zn2062	Si2516	Sr3464
IS Ref	(In2306)	(Y_3710)	(In2306)	(Y_3710)	(Y_3710)
Units	ppb	ppb	ppb	ppb	ppb
Avg	4.9703	6.9932	85.253	10825.	76.843
Stddev	.6606	2.1924	.819	9.	5.572
%RSD	13.291	31.351	.96080	.08028	7.2517
Check ?	Chk Pass	Chk Pass	Chk Pass	Chk Pass	Chk Pass
High Limit					
Low Limit					

Int. Std.	In2306	Y_2243	Y_3600	Y_3710
Units	Cts/S	Cts/S	Cts/S	Cts/S
Avg	6854.3	4602.1	46372.	6993.3
Stddev	9.2	2.1	66.	5.6
%RSD	.13433	.04564	.14253	.08067
Check ?	Chk Pass	Chk Pass	Chk Pass	Chk Pass
Value	88.349%	93.312%	87.501%	95.442%
Range				

Sample Name: 190-21869-p-2-a Acquired: 12/23/2019 16:27:13 Type: Unk
Method: 2019 ICP I9 6010 200.7 Methods(v185) Mode: CONC Corr. Factor: 1.000000
User: analyst Custom ID1: Custom ID2: Custom ID3:
Comment:

Elem	Ag3280	Al3082	As1890	B_1826	Ba4554	Be3130
IS Ref	(Y_3600)	(Y_3710)	(Y_2243)	(Y_2243)	(Y_3710)	(Y_3710)
Units	ppb	ppb	ppb	ppb	ppb	ppb
Avg	.08164	11527.	47.922	37.459	195.36	.83875
Stddev	.04070	32.	2.164	.421	.70	.22568
%RSD	49.861	.28108	4.5164	1.1241	.35809	26.906
Check ?	Chk Pass	Chk Pass	Chk Pass	Chk Pass	Chk Pass	Chk Pass
High Limit						
Low Limit						

Elem	Ca3179	Cd2288	Co2286	Cr2677	Cu3273	Fe2599
IS Ref	(Y_3710)	(Y_2243)	(In2306)	(Y_3600)	(Y_3600)	(Y_3710)
Units	ppb	ppb	ppb	ppb	ppb	ppb
Avg	131520.	.1851	10.268	26.511	65.970	22941.
Stddev	211.	.2502	.637	.833	.192	61.
%RSD	.16021	135.2	6.2045	3.1435	.29038	.26769
Check ?	Chk Pass	Chk Pass	Chk Pass	Chk Pass	Chk Pass	Chk Pass
High Limit						
Low Limit						

Elem	K_7664	Li6707	Mg2790	Mn2576	Mo2020	Na5895
IS Ref	(Y_3710)	(Y_3710)	(Y_3710)	(Y_3600)	(Y_2243)	(Y_3710)
Units	ppb	ppb	ppb	ppb	ppb	ppb
Avg	5037.3	33.341	38954.	483.98	-.93200	F 600360.
Stddev	57.5	3.679	115.	.59	.35590	8594.
%RSD	1.1418	11.034	.29555	.12281	38.187	1.4314
Check ?	Chk Pass	Chk Pass	Chk Pass	Chk Pass	Chk Pass	Chk Fail
High Limit						500000.
Low Limit						-500000.

Sample Name: 190-21869-p-2-a Acquired: 12/23/2019 16:27:13 Type: Unk
Method: 2019 ICP I9 6010 200.7 Methods(v185) Mode: CONC Corr. Factor: 1.000000
User: analyst Custom ID1: Custom ID2: Custom ID3:
Comment:

Elem	Ni2316	Pb2203	Sb2175	Se1960	Sn1899	Ti3372
IS Ref	(In2306)	(Y_2243)	(Y_2243)	(Y_2243)	(In2306)	(Y_3600)
Units	ppb	ppb	ppb	ppb	ppb	ppb
Avg	29.897	58.791	2.124	-1.9278	.70876	368.57
Stddev	.411	1.368	2.437	2.8251	.27575	.65
%RSD	1.3744	2.3272	114.8	146.55	38.906	.17516
Check ?	Chk Pass	Chk Pass	Chk Pass	Chk Pass	Chk Pass	Chk Pass
High Limit						
Low Limit						

Elem	Tl1908	V_2908	Zn2062	Si2516	Sr3464
IS Ref	(In2306)	(Y_3710)	(In2306)	(Y_3710)	(Y_3710)
Units	ppb	ppb	ppb	ppb	ppb
Avg	-.47324	52.117	129.63	22406.	258.55
Stddev	1.3703	9.129	.51	60.	3.10
%RSD	289.57	17.517	.39293	.26872	1.1989
Check ?	Chk Pass	Chk Pass	Chk Pass	Chk Pass	Chk Pass
High Limit					
Low Limit					

Int. Std.	In2306	Y_2243	Y_3600	Y_3710
Units	Cts/S	Cts/S	Cts/S	Cts/S
Avg	6015.8	4374.6	43158.	6763.9
Stddev	12.7	8.6	155.	41.9
%RSD	.21170	.19672	.35862	.61942
Check ?	Chk Pass	Chk Pass	Chk Pass	Chk Pass
Value	77.541%	88.701%	81.436%	92.311%
Range				

Sample Name: 190-21869-p-3-a Acquired: 12/23/2019 16:31:38 Type: Unk
Method: 2019 ICP I9 6010 200.7 Methods(v185) Mode: CONC Corr. Factor: 1.000000
User: analyst Custom ID1: Custom ID2: Custom ID3:
Comment:

Elem	Ag3280	Al3082	As1890	B_1826	Ba4554	Be3130	Ca3179
IS Ref	(Y_3600)	(Y_3710)	(Y_2243)	(Y_2243)	(Y_3710)	(Y_3710)	(Y_3710)
Units	ppb	ppb	ppb	ppb	ppb	ppb	ppb
Avg	-.23188	72743.	123.46	98.855	689.04	4.5362	342650.
Stddev	.32722	248.	.20	2.026	.73	.1159	5505.
%RSD	141.12	.34088	.16167	2.0493	.10617	2.5544	1.6065
Check ?	Chk Pass	Chk Pass	Chk Pass	Chk Pass	Chk Pass	Chk Pass	Chk Pass
High Limit							
Low Limit							

Elem	Cd2288	Co2286	Cr2677	Cu3273	Fe2599	K_7664	Li6707
IS Ref	(Y_2243)	(In2306)	(Y_3600)	(Y_3600)	(Y_3710)	(Y_3710)	(Y_3710)
Units	ppb	ppb	ppb	ppb	ppb	ppb	ppb
Avg	1.957	109.46	140.35	304.40	291370.	17447.	166.68
Stddev	.112	2.16	.24	2.13	2642.	55.	2.83
%RSD	5.737	1.9774	.17215	.69908	.90658	.31373	1.7001
Check ?	Chk Pass	Chk Pass	Chk Pass	Chk Pass	Chk Pass	Chk Pass	Chk Pass
High Limit							
Low Limit							

Elem	Mg2790	Mn2576	Mo2020	Na5895	Ni2316	Pb2203	Sb2175
IS Ref	(Y_3710)	(Y_3600)	(Y_2243)	(Y_3710)	(In2306)	(Y_2243)	(Y_2243)
Units	ppb	ppb	ppb	ppb	ppb	ppb	ppb
Avg	130660.	6255.9	.17067	38869.	224.61	539.31	6.225
Stddev	302.	68.4	.21258	14.	4.01	7.51	1.705
%RSD	.23145	1.0932	124.56	.03599	1.7833	1.3920	27.39
Check ?	Chk Pass	Chk Pass	Chk Pass	Chk Pass	Chk Pass	Chk Pass	Chk Pass
High Limit							
Low Limit							

Sample Name: 190-21869-p-3-a Acquired: 12/23/2019 16:31:38 Type: Unk
Method: 2019 ICP I9 6010 200.7 Methods(v185) Mode: CONC Corr. Factor: 1.000000
User: analyst Custom ID1: Custom ID2: Custom ID3:
Comment:

Elem	Se1960	Sn1899	Ti3372	Tl1908	V_2908	Zn2062	Si2516
IS Ref	(Y_2243)	(In2306)	(Y_3600)	(In2306)	(Y_3710)	(In2306)	(Y_3710)
Units	ppb	ppb	ppb	ppb	ppb	ppb	ppb
Avg	-.18744	5.7125	1523.6	-.83345	267.03	1069.5	46149.
Stddev	4.9086	.3758	4.7	.44166	2.83	14.5	492.
%RSD	2618.8	6.5785	.30745	52.991	1.0601	1.3517	1.0660
Check ?	Chk Pass	Chk Pass	Chk Pass	Chk Pass	Chk Pass	Chk Pass	Chk Pass
High Limit							
Low Limit							

Elem	Sr3464
IS Ref	(Y_3710)
Units	ppb
Avg	362.95
Stddev	4.35
%RSD	1.1983
Check ?	Chk Pass
High Limit	
Low Limit	

Int. Std.	In2306	Y_2243	Y_3600	Y_3710
Units	Cts/S	Cts/S	Cts/S	Cts/S
Avg	6071.5	4605.6	46075.	7273.1
Stddev	4.3	7.4	122.	33.6
%RSD	.07078	.16047	.26451	.46209
Check ?	Chk Pass	Chk Pass	Chk Pass	Chk Pass
Value	78.259%	93.385%	86.940%	99.260%
Range				

Sample Name: 190-21857-d-1-a Acquired: 12/23/2019 16:36:14 Type: Unk
Method: 2019 ICP I9 6010 200.7 Methods(v185) Mode: CONC Corr. Factor: 1.000000
User: analyst Custom ID1: Custom ID2: Custom ID3:
Comment:

Elem	Ag3280	Al3082	As1890	B_1826	Ba4554	Be3130	Ca3179
IS Ref	(Y_3600)	(Y_3710)	(Y_2243)	(Y_2243)	(Y_3710)	(Y_3710)	(Y_3710)
Units	ppb	ppb	ppb	ppb	ppb	ppb	ppb
Avg	.25773	205.96	.45731	11122.	8.5001	.14140	10837.
Stddev	.24010	31.34	1.1897	31.	.0982	.19589	17.
%RSD	93.163	15.214	260.16	.28155	1.1553	138.53	.15527
Check ?	Chk Pass	Chk Pass	Chk Pass	Chk Pass	Chk Pass	Chk Pass	Chk Pass
High Limit							
Low Limit							

Elem	Cd2288	Co2286	Cr2677	Cu3273	Fe2599	K_7664	Li6707
IS Ref	(Y_2243)	(In2306)	(Y_3600)	(Y_3600)	(Y_3710)	(Y_3710)	(Y_3710)
Units	ppb	ppb	ppb	ppb	ppb	ppb	ppb
Avg	-.2547	.32958	2.3284	29.209	348.91	10273.	14.812
Stddev	.1320	.32355	.5077	.916	6.12	18.	2.635
%RSD	51.83	98.173	21.803	3.1369	1.7538	.17723	17.792
Check ?	Chk Pass	Chk Pass	Chk Pass	Chk Pass	Chk Pass	Chk Pass	Chk Pass
High Limit							
Low Limit							

Elem	Mg2790	Mn2576	Mo2020	Na5895	Ni2316	Pb2203	Sb2175
IS Ref	(Y_3710)	(Y_3600)	(Y_2243)	(Y_3710)	(In2306)	(Y_2243)	(Y_2243)
Units	ppb	ppb	ppb	ppb	ppb	ppb	ppb
Avg	3314.3	23.879	-5.9532	242310.	2.2976	2.6091	1.769
Stddev	21.0	.152	.2667	645.	.3875	.4301	1.480
%RSD	.63266	.63563	4.4795	.26616	16.864	16.484	83.68
Check ?	Chk Pass	Chk Pass	Chk Pass	Chk Pass	Chk Pass	Chk Pass	Chk Pass
High Limit							
Low Limit							

Sample Name: 190-21857-d-1-a Acquired: 12/23/2019 16:36:14 Type: Unk
Method: 2019 ICP I9 6010 200.7 Methods(v185) Mode: CONC Corr. Factor: 1.000000
User: analyst Custom ID1: Custom ID2: Custom ID3:
Comment:

Elem	Se1960	Sn1899	Ti3372	Tl1908	V_2908	Zn2062	Si2516
IS Ref	(Y_2243)	(In2306)	(Y_3600)	(In2306)	(Y_3710)	(In2306)	(Y_3710)
Units	ppb	ppb	ppb	ppb	ppb	ppb	ppb
Avg	-2.4412	6.2544	9.6433	-.81889	-3.5193	69.207	5430.6
Stddev	3.3683	.4610	.4549	.64873	3.5707	.428	33.5
%RSD	137.98	7.3707	4.7174	79.220	101.46	.61910	.61747
Check ?	Chk Pass	Chk Pass	Chk Pass	Chk Pass	Chk Pass	Chk Pass	Chk Pass
High Limit							
Low Limit							

Elem	Sr3464
IS Ref	(Y_3710)
Units	ppb
Avg	26.035
Stddev	3.822
%RSD	14.681
Check ?	Chk Pass
High Limit	
Low Limit	

Int. Std.	In2306	Y_2243	Y_3600	Y_3710
Units	Cts/S	Cts/S	Cts/S	Cts/S
Avg	6622.8	4544.0	44989.	6973.8
Stddev	12.3	9.0	127.	56.2
%RSD	.18617	.19777	.28261	.80564
Check ?	Chk Pass	Chk Pass	Chk Pass	Chk Pass
Value	85.365%	92.135%	84.891%	95.175%
Range				

Sample Name: 190-21867-e-1-a Acquired: 12/23/2019 16:40:35 Type: Unk
Method: 2019 ICP I9 6010 200.7 Methods(v185) Mode: CONC Corr. Factor: 1.000000
User: analyst Custom ID1: Custom ID2: Custom ID3:
Comment:

Elem	Ag3280	Al3082	As1890	B_1826	Ba4554	Be3130	Ca3179	Cd2288
IS Ref	(Y_3600)	(Y_3710)	(Y_2243)	(Y_2243)	(Y_3710)	(Y_3710)	(Y_3710)	(Y_2243)
Units	ppb	ppb	ppb	ppb	ppb	ppb	ppb	ppb
Avg	.49452	-4.1873	1983.2	19.678	.69781	-.01290	106.38	-2.689
Stddev	.28921	14.665	7.2	1.112	.11919	.16159	5.61	.240
%RSD	58.482	350.22	.36412	5.6488	17.081	1253.1	5.2738	8.943
Check ?	Chk Pass	Chk Pass	Chk Pass	Chk Pass	Chk Pass	Chk Pass	Chk Pass	Chk Pass
High Limit								
Low Limit								

Elem	Co2286	Cr2677	Cu3273	Fe2599	K_7664	Li6707	Mg2790	Mn2576
IS Ref	(In2306)	(Y_3600)	(Y_3600)	(Y_3710)	(Y_3710)	(Y_3710)	(Y_3710)	(Y_3600)
Units	ppb	ppb	ppb	ppb	ppb	ppb	ppb	ppb
Avg	.66897	5.4398	.98034	167.73	84.417	4.8962	58.486	3.0824
Stddev	.09481	.2587	.25779	1.28	66.044	1.9424	5.573	.0201
%RSD	14.173	4.7562	26.296	.76323	78.235	39.672	9.5281	.65108
Check ?	Chk Pass	Chk Pass	Chk Pass	Chk Pass	Chk Pass	Chk Pass	Chk Pass	Chk Pass
High Limit								
Low Limit								

Elem	Mo2020	Na5895	Ni2316	Pb2203	Sb2175	Se1960	Sn1899	Ti3372
IS Ref	(Y_2243)	(Y_3710)	(In2306)	(Y_2243)	(Y_2243)	(Y_2243)	(In2306)	(Y_3600)
Units	ppb	ppb	ppb	ppb	ppb	ppb	ppb	ppb
Avg	-8.2859	189.41	4.0973	.26315	793.2	-.92866	.95545	-.16155
Stddev	.1744	15.06	.6267	.95972	.4	1.9266	.14990	.13408
%RSD	2.1052	7.9529	15.296	364.71	.0551	207.46	15.689	82.996
Check ?	Chk Pass	Chk Pass	Chk Pass	Chk Pass	Chk Pass	Chk Pass	Chk Pass	Chk Pass
High Limit								
Low Limit								

Sample Name: 190-21867-e-1-a Acquired: 12/23/2019 16:40:35 Type: Unk
Method: 2019 ICP I9 6010 200.7 Methods(v185) Mode: CONC Corr. Factor: 1.000000
User: analyst Custom ID1: Custom ID2: Custom ID3:
Comment:

Elem	Tl1908	V_2908	Zn2062	Si2516	Sr3464
IS Ref	(In2306)	(Y_3710)	(In2306)	(Y_3710)	(Y_3710)
Units	ppb	ppb	ppb	ppb	ppb
Avg	-1.9784	-4.2837	-2.0402	569.19	13.075
Stddev	.4111	3.3857	.1171	3.67	4.101
%RSD	20.781	79.038	5.7406	.64533	31.367
Check ?	Chk Pass	Chk Pass	Chk Pass	Chk Pass	Chk Pass
High Limit					
Low Limit					

Int. Std.	In2306	Y_2243	Y_3600	Y_3710
Units	Cts/S	Cts/S	Cts/S	Cts/S
Avg	7511.1	4710.0	48012.	7001.7
Stddev	10.5	7.2	108.	15.5
%RSD	.14044	.15348	.22553	.22197
Check ?	Chk Pass	Chk Pass	Chk Pass	Chk Pass
Value	96.814%	95.501%	90.595%	95.556%
Range				

Sample Name: 190-21867-e-3-a Acquired: 12/23/2019 16:44:55 Type: Unk
Method: 2019 ICP I9 6010 200.7 Methods(v185) Mode: CONC Corr. Factor: 1.000000
User: analyst Custom ID1: Custom ID2: Custom ID3:
Comment:

Elem	Ag3280	Al3082	As1890	B_1826	Ba4554	Be3130	Ca3179
IS Ref	(Y_3600)	(Y_3710)	(Y_2243)	(Y_2243)	(Y_3710)	(Y_3710)	(Y_3710)
Units	ppb	ppb	ppb	ppb	ppb	ppb	ppb
Avg	.75511	-7.0583	1988.6	43.051	3.7516	.01964	112860.
Stddev	.75195	10.951	13.5	.877	.4227	.29341	346.
%RSD	99.582	155.16	.67914	2.0375	11.267	1493.9	.30659
Check ?	Chk Pass	Chk Pass	Chk Pass	Chk Pass	Chk Pass	Chk Pass	Chk Pass
High Limit							
Low Limit							

Elem	Cd2288	Co2286	Cr2677	Cu3273	Fe2599	K_7664	Li6707
IS Ref	(Y_2243)	(In2306)	(Y_3600)	(Y_3600)	(Y_3710)	(Y_3710)	(Y_3710)
Units	ppb	ppb	ppb	ppb	ppb	ppb	ppb
Avg	-2.303	.40598	1.7315	.64601	130.13	161.93	2.7437
Stddev	.132	.16301	.7344	.54146	2.60	28.56	3.9572
%RSD	5.730	40.151	42.417	83.816	1.9966	17.635	144.23
Check ?	Chk Pass	Chk Pass	Chk Pass	Chk Pass	Chk Pass	Chk Pass	Chk Pass
High Limit							
Low Limit							

Elem	Mg2790	Mn2576	Mo2020	Na5895	Ni2316	Pb2203	Sb2175
IS Ref	(Y_3710)	(Y_3600)	(Y_2243)	(Y_3710)	(In2306)	(Y_2243)	(Y_2243)
Units	ppb	ppb	ppb	ppb	ppb	ppb	ppb
Avg	5781.0	9.2069	-8.7349	209.80	2.1204	.98299	856.0
Stddev	43.8	.0191	.5432	7.78	.5650	.64195	11.0
%RSD	.75685	.20781	6.2181	3.7067	26.647	65.306	1.290
Check ?	Chk Pass	Chk Pass	Chk Pass	Chk Pass	Chk Pass	Chk Pass	Chk Pass
High Limit							
Low Limit							

Sample Name: 190-21867-e-3-a Acquired: 12/23/2019 16:44:55 Type: Unk
Method: 2019 ICP I9 6010 200.7 Methods(v185) Mode: CONC Corr. Factor: 1.000000
User: analyst Custom ID1: Custom ID2: Custom ID3:
Comment:

Elem	Se1960	Sn1899	Ti3372	Tl1908	V_2908	Zn2062	Si2516
IS Ref	(Y_2243)	(In2306)	(Y_3600)	(In2306)	(Y_3710)	(In2306)	(Y_3710)
Units	ppb	ppb	ppb	ppb	ppb	ppb	ppb
Avg	-1.7245	.49804	4.4392	-.78262	-5.2249	3.5892	1339.2
Stddev	2.9310	.99904	.0893	1.4637	2.6983	.2430	11.7
%RSD	169.96	200.59	2.0108	187.03	51.644	6.7708	.87157
Check ?	Chk Pass	Chk Pass	Chk Pass	Chk Pass	Chk Pass	Chk Pass	Chk Pass
High Limit							
Low Limit							

Elem	Sr3464
IS Ref	(Y_3710)
Units	ppb
Avg	56.938
Stddev	2.746
%RSD	4.8232
Check ?	Chk Pass
High Limit	
Low Limit	

Int. Std.	In2306	Y_2243	Y_3600	Y_3710
Units	Cts/S	Cts/S	Cts/S	Cts/S
Avg	7071.8	4604.2	46632.	6932.3
Stddev	2.4	6.2	110.	21.3
%RSD	.03458	.13400	.23589	.30749
Check ?	Chk Pass	Chk Pass	Chk Pass	Chk Pass
Value	91.152%	93.355%	87.992%	94.610%
Range				

Sample Name: CCV-4543978 Acquired: 12/23/2019 16:49:15 Type: QC
Method: 2019 ICP I9 6010 200.7 Methods(v185) Mode: CONC Corr. Factor: 1.000000
User: analyst Custom ID1: Custom ID2: Custom ID3:
Comment:

Elem	Ag3280	Al3082	As1890	B_1826	Ba4554	Be3130	Ca3179
IS Ref	(Y_3600)	(Y_3710)	(Y_2243)	(Y_2243)	(Y_3710)	(Y_3710)	(Y_3710)
Units	ppb	ppb	ppb	ppb	ppb	ppb	ppb
Avg	1035.0	47563.	2025.5	5147.3	2031.2	2105.5	48304.
Stddev	1.5	162.	7.9	1.3	11.1	17.7	294.
%RSD	.14273	.34133	.38953	.02617	.54823	.83973	.60768
Check ?	Chk Pass	Chk Pass	Chk Pass	Chk Pass	Chk Pass	Chk Pass	Chk Pass
Value							
Range							

Elem	Cd2288	Co2286	Cr2677	Cu3273	Fe2599	K_7664	Li6707
IS Ref	(Y_2243)	(In2306)	(Y_3600)	(Y_3600)	(Y_3710)	(Y_3710)	(Y_3710)
Units	ppb	ppb	ppb	ppb	ppb	ppb	ppb
Avg	1992.	2073.7	2045.2	2078.4	49020.	46839.	2032.2
Stddev	2.	3.3	2.7	4.4	181.	191.	6.6
%RSD	.0876	.15718	.13120	.21254	.36940	.40825	.32572
Check ?	Chk Pass	Chk Pass	Chk Pass	Chk Pass	Chk Pass	Chk Pass	Chk Pass
Value							
Range							

Elem	Mg2790	Mn2576	Mo2020	Na5895	Ni2316	Pb2203	Sb2175
IS Ref	(Y_3710)	(Y_3600)	(Y_2243)	(Y_3710)	(In2306)	(Y_2243)	(Y_2243)
Units	ppb	ppb	ppb	ppb	ppb	ppb	ppb
Avg	50469.	2171.5	2045.3	50031.	2069.7	1950.6	1993.
Stddev	248.	5.1	17.6	356.	3.5	4.4	3.
%RSD	.49133	.23307	.86111	.71129	.17133	.22739	.1669
Check ?	Chk Pass	Chk Pass	Chk Pass	Chk Pass	Chk Pass	Chk Pass	Chk Pass
Value							
Range							

Sample Name: CCV-4543978 Acquired: 12/23/2019 16:49:15 Type: QC
Method: 2019 ICP I9 6010 200.7 Methods(v185) Mode: CONC Corr. Factor: 1.000000
User: analyst Custom ID1: Custom ID2: Custom ID3:
Comment:

Elem	Se1960	Sn1899	Ti3372	Tl1908	V_2908	Zn2062	Si2516
IS Ref	(Y_2243)	(In2306)	(Y_3600)	(In2306)	(Y_3710)	(In2306)	(Y_3710)
Units	ppb	ppb	ppb	ppb	ppb	ppb	ppb
Avg	1991.2	2055.3	F 2220.5	2012.5	1926.2	2132.4	19885.
Stddev	7.9	3.0	4.2	15.0	7.7	1.7	140.
%RSD	.39805	.14409	.18958	.74532	.40064	.08085	.70580
Check ?	Chk Pass	Chk Pass	Chk Fail	Chk Pass	Chk Pass	Chk Pass	Chk Pass
Value			2000.0				
Range			10.500%				

Elem	Sr3464
IS Ref	(Y_3710)
Units	ppb
Avg	1883.1
Stddev	10.7
%RSD	.57062
Check ?	Chk Pass
Value	
Range	

Int. Std.	In2306	Y_2243	Y_3600	Y_3710
Units	Cts/S	Cts/S	Cts/S	Cts/S
Avg	6458.7	4493.7	44854.	6779.2
Stddev	2.6	2.1	83.	41.3
%RSD	.04099	.04725	.18408	.60881

Sample Name: CCB Acquired: 12/23/2019 16:53:13 Type: QC
Method: 2019 ICP I9 6010 200.7 Methods(v185) Mode: CONC Corr. Factor: 1.000000
User: analyst Custom ID1: Custom ID2: Custom ID3:
Comment:

Elem	Ag3280	Al3082	As1890	B_1826	Ba4554	Be3130	Ca3179	Cd2288
IS Ref	(Y_3600)	(Y_3710)	(Y_2243)	(Y_2243)	(Y_3710)	(Y_3710)	(Y_3710)	(Y_2243)
Units	ppb	ppb	ppb	ppb	ppb	ppb	ppb	ppb
Avg	-.31091	25.279	-3.3396	10.108	.40463	.15106	-57.467	-.1012
Stddev	.24016	30.019	1.2374	.858	.19866	.14481	4.977	.0196
%RSD	77.243	118.75	37.053	8.4866	49.097	95.859	8.6602	19.42
Check ?	Chk Pass	Chk Pass	Chk Pass	Chk Pass	Chk Pass	Chk Pass	Chk Pass	Chk Pass
High Limit								
Low Limit								

Elem	Co2286	Cr2677	Cu3273	Fe2599	K_7664	Li6707	Mg2790	Mn2576
IS Ref	(In2306)	(Y_3600)	(Y_3600)	(Y_3710)	(Y_3710)	(Y_3710)	(Y_3710)	(Y_3600)
Units	ppb	ppb	ppb	ppb	ppb	ppb	ppb	ppb
Avg	.77963	.63608	.88740	2.6750	79.812	-.92180	26.750	.23503
Stddev	.27864	.42538	.78081	2.9460	19.344	1.9389	15.527	.02076
%RSD	35.740	66.875	87.989	110.13	24.237	210.34	58.045	8.8313
Check ?	Chk Pass	Chk Pass	Chk Pass	Chk Pass	Chk Pass	Chk Pass	Chk Pass	Chk Pass
High Limit								
Low Limit								

Elem	Mo2020	Na5895	Ni2316	Pb2203	Sb2175	Se1960	Sn1899	Ti3372
IS Ref	(Y_2243)	(Y_3710)	(In2306)	(Y_2243)	(Y_2243)	(Y_2243)	(In2306)	(Y_3600)
Units	ppb	ppb	ppb	ppb	ppb	ppb	ppb	ppb
Avg	5.6903	70.753	-.28521	-.56453	4.658	-.14240	-.55003	-.05851
Stddev	2.6562	2.958	.17839	.93622	4.437	1.2056	.72715	.08648
%RSD	46.680	4.1812	62.546	165.84	95.26	846.69	132.20	147.80
Check ?	Chk Pass	Chk Pass	Chk Pass	Chk Pass	Chk Pass	Chk Pass	Chk Pass	Chk Pass
High Limit								
Low Limit								

Sample Name: CCB Acquired: 12/23/2019 16:53:13 Type: QC
Method: 2019 ICP I9 6010 200.7 Methods(v185) Mode: CONC Corr. Factor: 1.000000
User: analyst Custom ID1: Custom ID2: Custom ID3:
Comment:

Elem	Tl1908	V_2908	Zn2062	Si2516	Sr3464
IS Ref	(In2306)	(Y_3710)	(In2306)	(Y_3710)	(Y_3710)
Units	ppb	ppb	ppb	ppb	ppb
Avg	3.4165	-3.3515	-2.2502	22.448	.73533
Stddev	.9941	1.9978	.2171	10.051	1.8058
%RSD	29.097	59.609	9.6486	44.775	245.58
Check ?	Chk Pass	Chk Pass	Chk Pass	Chk Pass	Chk Pass
High Limit					
Low Limit					

Int. Std.	In2306	Y_2243	Y_3600	Y_3710
Units	Cts/S	Cts/S	Cts/S	Cts/S
Avg	7434.4	4690.9	47417.	6880.0
Stddev	7.2	7.0	272.	23.4
%RSD	.09750	.14975	.57317	.34069

Sample Name: 240-124083-b-1-a Acquired: 12/23/2019 16:57:39 Type: Unk
Method: 2019 ICP I9 6010 200.7 Methods(v185) Mode: CONC Corr. Factor: 1.000000
User: analyst Custom ID1: Custom ID2: Custom ID3:
Comment:

Elem	Ag3280	Al3082	As1890	B_1826	Ba4554	Be3130
IS Ref	(Y_3600)	(Y_3710)	(Y_2243)	(Y_2243)	(Y_3710)	(Y_3710)
Units	ppb	ppb	ppb	ppb	ppb	ppb
Avg	.09180	97.479	83.705	6170.4	93.313	.22228
Stddev	.19707	9.746	1.837	22.4	.232	.04717
%RSD	214.69	9.9982	2.1951	.36332	.24849	21.219
Check ?	Chk Pass	Chk Pass	Chk Pass	Chk Pass	Chk Pass	Chk Pass
High Limit						
Low Limit						

Elem	Ca3179	Cd2288	Co2286	Cr2677	Cu3273	Fe2599
IS Ref	(Y_3710)	(Y_2243)	(In2306)	(Y_3600)	(Y_3600)	(Y_3710)
Units	ppb	ppb	ppb	ppb	ppb	ppb
Avg	31434.	.1372	25.815	124.72	5.3189	936.79
Stddev	80.	.3703	.342	1.55	1.1408	3.93
%RSD	.25447	269.9	1.3260	1.2432	21.449	.41948
Check ?	Chk Pass	Chk Pass	Chk Pass	Chk Pass	Chk Pass	Chk Pass
High Limit						
Low Limit						

Elem	K_7664	Li6707	Mg2790	Mn2576	Mo2020	Na5895
IS Ref	(Y_3710)	(Y_3710)	(Y_3710)	(Y_3600)	(Y_2243)	(Y_3710)
Units	ppb	ppb	ppb	ppb	ppb	ppb
Avg	275050.	90.151	58050.	56.995	2.0259	F 924500.
Stddev	346.	2.183	86.	.086	.3795	7672.
%RSD	.12562	2.4211	.14822	.15149	18.730	.82981
Check ?	Chk Pass	Chk Pass	Chk Pass	Chk Pass	Chk Pass	Chk Fail
High Limit						500000.
Low Limit						-500000.

Sample Name: 240-124083-b-1-a Acquired: 12/23/2019 16:57:39 Type: Unk
Method: 2019 ICP I9 6010 200.7 Methods(v185) Mode: CONC Corr. Factor: 1.000000
User: analyst Custom ID1: Custom ID2: Custom ID3:
Comment:

Elem	Ni2316	Pb2203	Sb2175	Se1960	Sn1899	Ti3372
IS Ref	(In2306)	(Y_2243)	(Y_2243)	(Y_2243)	(In2306)	(Y_3600)
Units	ppb	ppb	ppb	ppb	ppb	ppb
Avg	133.68	-.56036	16.54	-2.4454	21.740	35.074
Stddev	1.13	.83541	1.84	3.5848	.487	.410
%RSD	.84473	149.09	11.14	146.59	2.2412	1.1680
Check ?	Chk Pass	Chk Pass	Chk Pass	Chk Pass	Chk Pass	Chk Pass
High Limit						
Low Limit						

Elem	Tl1908	V_2908	Zn2062	Si2516	Sr3464
IS Ref	(In2306)	(Y_3710)	(In2306)	(Y_3710)	(Y_3710)
Units	ppb	ppb	ppb	ppb	ppb
Avg	-1.8330	10.956	38.031	8329.4	344.72
Stddev	1.2365	3.213	.265	82.0	12.53
%RSD	67.461	29.328	.69615	.98496	3.6362
Check ?	Chk Pass	Chk Pass	Chk Pass	Chk Pass	Chk Pass
High Limit					
Low Limit					

Int. Std.	In2306	Y_2243	Y_3600	Y_3710
Units	Cts/S	Cts/S	Cts/S	Cts/S
Avg	5862.4	4286.4	41927.	6771.7
Stddev	6.2	5.3	90.	42.1
%RSD	.10570	.12457	.21370	.62199
Check ?	Chk Pass	Chk Pass	Chk Pass	Chk Pass
Value	75.564%	86.912%	79.114%	92.417%
Range				

Sample Name: 240-124098-a-1-a Acquired: 12/23/2019 17:02:00 Type: Unk
Method: 2019 ICP I9 6010 200.7 Methods(v185) Mode: CONC Corr. Factor: 1.000000
User: analyst Custom ID1: Custom ID2: Custom ID3:
Comment:

Elem	Ag3280	Al3082	As1890	B_1826	Ba4554	Be3130	Ca3179	Cd2288
IS Ref	(Y_3600)	(Y_3710)	(Y_2243)	(Y_2243)	(Y_3710)	(Y_3710)	(Y_3710)	(Y_2243)
Units	ppb	ppb	ppb	ppb	ppb	ppb	ppb	ppb
Avg	.56970	38.991	-5.2708	69.767	30.295	.06582	27340.	-.0215
Stddev	.66653	28.119	.5899	1.339	.628	.01266	65.	.1427
%RSD	117.00	72.116	11.192	1.9187	2.0715	19.239	.23832	662.2
Check ?	Chk Pass	Chk Pass	Chk Pass	Chk Pass	Chk Pass	Chk Pass	Chk Pass	Chk Pass
High Limit								
Low Limit								

Elem	Co2286	Cr2677	Cu3273	Fe2599	K_7664	Li6707	Mg2790	Mn2576
IS Ref	(In2306)	(Y_3600)	(Y_3600)	(Y_3710)	(Y_3710)	(Y_3710)	(Y_3710)	(Y_3600)
Units	ppb	ppb	ppb	ppb	ppb	ppb	ppb	ppb
Avg	.60987	1.1883	24.134	55.485	2971.3	5.9959	8875.1	2.7461
Stddev	.16359	.4893	1.169	2.188	28.1	3.7435	59.3	.0931
%RSD	26.824	41.180	4.8450	3.9432	.94407	62.436	.66774	3.3898
Check ?	Chk Pass	Chk Pass	Chk Pass	Chk Pass	Chk Pass	Chk Pass	Chk Pass	Chk Pass
High Limit								
Low Limit								

Elem	Mo2020	Na5895	Ni2316	Pb2203	Sb2175	Se1960	Sn1899	Ti3372
IS Ref	(Y_2243)	(Y_3710)	(In2306)	(Y_2243)	(Y_2243)	(Y_2243)	(In2306)	(Y_3600)
Units	ppb	ppb	ppb	ppb	ppb	ppb	ppb	ppb
Avg	-7.0571	32615.	58.855	44.696	2.636	-.63234	18.608	-.40915
Stddev	.2283	120.	.384	1.679	3.924	1.0043	.376	.23646
%RSD	3.2350	.36750	.65238	3.7559	148.8	158.83	2.0222	57.792
Check ?	Chk Pass	Chk Pass	Chk Pass	Chk Pass	Chk Pass	Chk Pass	Chk Pass	Chk Pass
High Limit								
Low Limit								

Sample Name: 240-124098-a-1-a Acquired: 12/23/2019 17:02:00 Type: Unk
Method: 2019 ICP I9 6010 200.7 Methods(v185) Mode: CONC Corr. Factor: 1.000000
User: analyst Custom ID1: Custom ID2: Custom ID3:
Comment:

Elem	Tl1908	V_2908	Zn2062	Si2516	Sr3464
IS Ref	(In2306)	(Y_3710)	(In2306)	(Y_3710)	(Y_3710)
Units	ppb	ppb	ppb	ppb	ppb
Avg	-.67698	-2.6001	13.209	2748.0	154.54
Stddev	.52327	2.0153	.135	19.5	6.81
%RSD	77.295	77.508	1.0199	.71133	4.4081
Check ?	Chk Pass	Chk Pass	Chk Pass	Chk Pass	Chk Pass
High Limit					
Low Limit					

Int. Std.	In2306	Y_2243	Y_3600	Y_3710
Units	Cts/S	Cts/S	Cts/S	Cts/S
Avg	7029.1	4575.2	46391.	6873.0
Stddev	7.9	4.3	188.	49.0
%RSD	.11222	.09353	.40434	.71340
Check ?	Chk Pass	Chk Pass	Chk Pass	Chk Pass
Value	90.602%	92.768%	87.537%	93.799%
Range				

Sample Name: 240-124099-b-1-a Acquired: 12/23/2019 17:06:20 Type: Unk
Method: 2019 ICP I9 6010 200.7 Methods(v185) Mode: CONC Corr. Factor: 1.000000
User: analyst Custom ID1: Custom ID2: Custom ID3:
Comment:

Elem	Ag3280	Al3082	As1890	B_1826	Ba4554	Be3130
IS Ref	(Y_3600)	(Y_3710)	(Y_2243)	(Y_2243)	(Y_3710)	(Y_3710)
Units	ppb	ppb	ppb	ppb	ppb	ppb
Avg	-.85404	45.021	-1.1589	136.34	136.50	-.00547
Stddev	.57160	12.103	3.7828	.87	.90	.20510
%RSD	66.929	26.883	326.41	.63864	.65817	3749.0
Check ?	Chk Pass	Chk Pass	Chk Pass	Chk Pass	Chk Pass	Chk Pass
High Limit						
Low Limit						

Elem	Ca3179	Cd2288	Co2286	Cr2677	Cu3273	Fe2599
IS Ref	(Y_3710)	(Y_2243)	(In2306)	(Y_3600)	(Y_3600)	(Y_3710)
Units	ppb	ppb	ppb	ppb	ppb	ppb
Avg	158950.	.2604	.95967	5.4172	7.6106	803.23
Stddev	537.	.2448	.15978	.4336	.2424	6.60
%RSD	.33776	94.00	16.649	8.0035	3.1854	.82217
Check ?	Chk Pass	Chk Pass	Chk Pass	Chk Pass	Chk Pass	Chk Pass
High Limit						
Low Limit						

Elem	K_7664	Li6707	Mg2790	Mn2576	Mo2020	Na5895
IS Ref	(Y_3710)	(Y_3710)	(Y_3710)	(Y_3600)	(Y_2243)	(Y_3710)
Units	ppb	ppb	ppb	ppb	ppb	ppb
Avg	7692.3	18.183	50596.	51.755	-3.9669	F 846480.
Stddev	58.8	1.127	312.	.313	.4263	5360.
%RSD	.76385	6.1965	.61581	.60544	10.747	.63318
Check ?	Chk Pass	Chk Pass	Chk Pass	Chk Pass	Chk Pass	Chk Fail
High Limit						500000.
Low Limit						-500000.

Sample Name: 240-124099-b-1-a Acquired: 12/23/2019 17:06:20 Type: Unk
Method: 2019 ICP I9 6010 200.7 Methods(v185) Mode: CONC Corr. Factor: 1.000000
User: analyst Custom ID1: Custom ID2: Custom ID3:
Comment:

Elem	Ni2316	Pb2203	Sb2175	Se1960	Sn1899	Ti3372
IS Ref	(In2306)	(Y_2243)	(Y_2243)	(Y_2243)	(In2306)	(Y_3600)
Units	ppb	ppb	ppb	ppb	ppb	ppb
Avg	7.2893	2.4499	3.181	-2.5219	-1.0628	2.1118
Stddev	.9709	2.8259	4.214	.8721	.8353	.2007
%RSD	13.320	115.35	132.5	34.583	78.598	9.5042
Check ?	Chk Pass	Chk Pass	Chk Pass	Chk Pass	Chk Pass	Chk Pass
High Limit						
Low Limit						

Elem	Tl1908	V_2908	Zn2062	Si2516	Sr3464
IS Ref	(In2306)	(Y_3710)	(In2306)	(Y_3710)	(Y_3710)
Units	ppb	ppb	ppb	ppb	ppb
Avg	-.29961	-5.4465	47.604	3436.7	775.38
Stddev	.49392	1.4422	.342	17.6	7.31
%RSD	164.85	26.479	.71830	.51095	.94219
Check ?	Chk Pass	Chk Pass	Chk Pass	Chk Pass	Chk Pass
High Limit					
Low Limit					

Int. Std.	In2306	Y_2243	Y_3600	Y_3710
Units	Cts/S	Cts/S	Cts/S	Cts/S
Avg	5841.1	4235.7	41388.	6655.1
Stddev	26.1	16.0	89.	42.3
%RSD	.44731	.37807	.21537	.63630
Check ?	Chk Pass	Chk Pass	Chk Pass	Chk Pass
Value	75.289%	85.883%	78.098%	90.826%
Range				

Sample Name: 240-124100-b-1-a Acquired: 12/23/2019 17:10:47 Type: Unk
Method: 2019 ICP I9 6010 200.7 Methods(v185) Mode: CONC Corr. Factor: 1.000000
User: analyst Custom ID1: Custom ID2: Custom ID3:
Comment:

Elem	Ag3280	Al3082	As1890	B_1826	Ba4554	Be3130
IS Ref	(Y_3600)	(Y_3710)	(Y_2243)	(Y_2243)	(Y_3710)	(Y_3710)
Units	ppb	ppb	ppb	ppb	ppb	ppb
Avg	46.786	34641.	14.204	3782.7	48.039	.07622
Stddev	.498	169.	1.112	29.3	.355	.01899
%RSD	1.0650	.48689	7.8296	.77569	.73988	24.917
Check ?	Chk Pass	Chk Pass	Chk Pass	Chk Pass	Chk Pass	Chk Pass
High Limit						
Low Limit						

Elem	Ca3179	Cd2288	Co2286	Cr2677	Cu3273	Fe2599
IS Ref	(Y_3710)	(Y_2243)	(In2306)	(Y_3600)	(Y_3600)	(Y_3710)
Units	ppb	ppb	ppb	ppb	ppb	ppb
Avg	20620.	-.2496	5.1309	31.039	5.0703	22538.
Stddev	47.	.0593	.2336	.413	1.4506	16.
%RSD	.22802	23.76	4.5531	1.3313	28.610	.07048
Check ?	Chk Pass	Chk Pass	Chk Pass	Chk Pass	Chk Pass	Chk Pass
High Limit						
Low Limit						

Elem	K_7664	Li6707	Mg2790	Mn2576	Mo2020	Na5895
IS Ref	(Y_3710)	(Y_3710)	(Y_3710)	(Y_3600)	(Y_2243)	(Y_3710)
Units	ppb	ppb	ppb	ppb	ppb	ppb
Avg	60398.	51.874	254.47	626.93	39.251	F 1339200.
Stddev	214.	1.774	3.43	2.02	.354	21536.
%RSD	.35459	3.4190	1.3486	.32191	.90266	1.6081
Check ?	Chk Pass	Chk Pass	Chk Pass	Chk Pass	Chk Pass	Chk Fail
High Limit						500000.
Low Limit						-500000.

Sample Name: 240-124100-b-1-a Acquired: 12/23/2019 17:10:47 Type: Unk
Method: 2019 ICP I9 6010 200.7 Methods(v185) Mode: CONC Corr. Factor: 1.000000
User: analyst Custom ID1: Custom ID2: Custom ID3:
Comment:

Elem	Ni2316	Pb2203	Sb2175	Se1960	Sn1899	Ti3372
IS Ref	(In2306)	(Y_2243)	(Y_2243)	(Y_2243)	(In2306)	(Y_3600)
Units	ppb	ppb	ppb	ppb	ppb	ppb
Avg	37.561	-.99507	7.389	10.885	18.043	267.44
Stddev	.798	3.0438	2.752	2.367	.806	1.28
%RSD	2.1252	305.88	37.24	21.746	4.4691	.47933
Check ?	Chk Pass	Chk Pass	Chk Pass	Chk Pass	Chk Pass	Chk Pass
High Limit						
Low Limit						

Elem	Tl1908	V_2908	Zn2062	Si2516	Sr3464
IS Ref	(In2306)	(Y_3710)	(In2306)	(Y_3710)	(Y_3710)
Units	ppb	ppb	ppb	ppb	ppb
Avg	-11.399	23.811	168.03	17573.	58.432
Stddev	.368	3.156	1.25	207.	7.505
%RSD	3.2273	13.256	.74678	1.1783	12.844
Check ?	Chk Pass	Chk Pass	Chk Pass	Chk Pass	Chk Pass
High Limit					
Low Limit					

Int. Std.	In2306	Y_2243	Y_3600	Y_3710
Units	Cts/S	Cts/S	Cts/S	Cts/S
Avg	5751.6	4203.2	40051.	6762.3
Stddev	10.5	12.5	222.	52.2
%RSD	.18317	.29738	.55480	.77136
Check ?	Chk Pass	Chk Pass	Chk Pass	Chk Pass
Value	74.136%	85.225%	75.574%	92.289%
Range				

Sample Name: 190-21868-q-1-a Acquired: 12/23/2019 17:15:11 Type: Unk
Method: 2019 ICP I9 6010 200.7 Methods(v185) Mode: CONC Corr. Factor: 1.000000
User: analyst Custom ID1: Custom ID2: Custom ID3:
Comment:

Elem	Ag3280	Al3082	As1890	B_1826	Ba4554	Be3130
IS Ref	(Y_3600)	(Y_3710)	(Y_2243)	(Y_2243)	(Y_3710)	(Y_3710)
Units	ppb	ppb	ppb	ppb	ppb	ppb
Avg	-.69771	60.248	.58016	173.59	8.5763	.13620
Stddev	.68756	56.872	.71491	2.63	.3325	.05259
%RSD	98.546	94.395	123.23	1.5134	3.8764	38.613
Check ?	Chk Pass	Chk Pass	Chk Pass	Chk Pass	Chk Pass	Chk Pass
High Limit						
Low Limit						

Elem	Ca3179	Cd2288	Co2286	Cr2677	Cu3273	Fe2599
IS Ref	(Y_3710)	(Y_2243)	(In2306)	(Y_3600)	(Y_3600)	(Y_3710)
Units	ppb	ppb	ppb	ppb	ppb	ppb
Avg	119130.	-.2843	1.9767	3.4159	1.3467	46.307
Stddev	563.	.2888	.2696	.4240	.6975	1.177
%RSD	.47234	101.6	13.641	12.414	51.795	2.5422
Check ?	Chk Pass	Chk Pass	Chk Pass	Chk Pass	Chk Pass	Chk Pass
High Limit						
Low Limit						

Elem	K_7664	Li6707	Mg2790	Mn2576	Mo2020	Na5895
IS Ref	(Y_3710)	(Y_3710)	(Y_3710)	(Y_3600)	(Y_2243)	(Y_3710)
Units	ppb	ppb	ppb	ppb	ppb	ppb
Avg	10317.	77.132	5297.0	50.316	-8.1238	F 3064500.
Stddev	152.	3.812	37.5	.232	.1323	172950.
%RSD	1.4703	4.9418	.70836	.46135	1.6285	5.6435
Check ?	Chk Pass	Chk Pass	Chk Pass	Chk Pass	Chk Pass	Chk Fail
High Limit						500000.
Low Limit						-500000.

Sample Name: 190-21868-q-1-a Acquired: 12/23/2019 17:15:11 Type: Unk
Method: 2019 ICP I9 6010 200.7 Methods(v185) Mode: CONC Corr. Factor: 1.000000
User: analyst Custom ID1: Custom ID2: Custom ID3:
Comment:

Elem	Ni2316	Pb2203	Sb2175	Se1960	Sn1899	Ti3372
IS Ref	(In2306)	(Y_2243)	(Y_2243)	(Y_2243)	(In2306)	(Y_3600)
Units	ppb	ppb	ppb	ppb	ppb	ppb
Avg	4.9407	-.16929	2.489	-5.8757	25.853	.94132
Stddev	.2084	1.2159	2.380	4.6894	1.023	.28001
%RSD	4.2173	718.25	95.66	79.810	3.9563	29.747
Check ?	Chk Pass	Chk Pass	Chk Pass	Chk Pass	Chk Pass	Chk Pass
High Limit						
Low Limit						

Elem	Tl1908	V_2908	Zn2062	Si2516	Sr3464
IS Ref	(In2306)	(Y_3710)	(In2306)	(Y_3710)	(Y_3710)
Units	ppb	ppb	ppb	ppb	ppb
Avg	-.49902	-4.1468	-1.1329	147.09	2096.0
Stddev	.53532	7.2861	.3363	2.46	15.4
%RSD	107.27	175.70	29.689	1.6749	.73588
Check ?	Chk Pass	Chk Pass	Chk Pass	Chk Pass	Chk Pass
High Limit					
Low Limit					

Int. Std.	In2306	Y_2243	Y_3600	Y_3710
Units	Cts/S	Cts/S	Cts/S	Cts/S
Avg	4775.8	3723.0	35580.	6238.9
Stddev	27.1	16.1	149.	129.2
%RSD	.56792	.43222	.41811	2.0704
Check ?	Chk Pass	Chk Pass	Chk Pass	Chk Pass
Value	61.559%	75.488%	67.137%	85.146%
Range				

Sample Name: 190-21868-q-2-a Acquired: 12/23/2019 17:19:42 Type: Unk
Method: 2019 ICP I9 6010 200.7 Methods(v185) Mode: CONC Corr. Factor: 1.000000
User: analyst Custom ID1: Custom ID2: Custom ID3:
Comment:

Elem	Ag3280	Al3082	As1890	B_1826	Ba4554	Be3130
IS Ref	(Y_3600)	(Y_3710)	(Y_2243)	(Y_2243)	(Y_3710)	(Y_3710)
Units	ppb	ppb	ppb	ppb	ppb	ppb
Avg	-2.0850	725.77	-.28205	162.40	11.435	.01322
Stddev	.5006	41.19	1.0888	1.06	.466	.18996
%RSD	24.008	5.6746	386.01	.65536	4.0718	1437.4
Check ?	Chk Pass	Chk Pass	Chk Pass	Chk Pass	Chk Pass	Chk Pass
High Limit						
Low Limit						

Elem	Ca3179	Cd2288	Co2286	Cr2677	Cu3273	Fe2599
IS Ref	(Y_3710)	(Y_2243)	(In2306)	(Y_3600)	(Y_3600)	(Y_3710)
Units	ppb	ppb	ppb	ppb	ppb	ppb
Avg	117950.	-.1334	1.8567	3.2130	.84846	913.01
Stddev	548.	.1955	.2611	.9829	1.7955	6.75
%RSD	.46433	146.6	14.062	30.592	211.62	.73937
Check ?	Chk Pass	Chk Pass	Chk Pass	Chk Pass	Chk Pass	Chk Pass
High Limit						
Low Limit						

Elem	K_7664	Li6707	Mg2790	Mn2576	Mo2020	Na5895
IS Ref	(Y_3710)	(Y_3710)	(Y_3710)	(Y_3600)	(Y_2243)	(Y_3710)
Units	ppb	ppb	ppb	ppb	ppb	ppb
Avg	9929.5	45.585	6287.3	62.586	-8.3953	F 2579900.
Stddev	212.5	2.793	18.6	.525	.2431	99348.
%RSD	2.1400	6.1265	.29633	.83829	2.8954	3.8508
Check ?	Chk Pass	Chk Pass	Chk Pass	Chk Pass	Chk Pass	Chk Fail
High Limit						500000.
Low Limit						-500000.

Sample Name: 190-21868-q-2-a Acquired: 12/23/2019 17:19:42 Type: Unk
Method: 2019 ICP I9 6010 200.7 Methods(v185) Mode: CONC Corr. Factor: 1.000000
User: analyst Custom ID1: Custom ID2: Custom ID3:
Comment:

Elem	Ni2316	Pb2203	Sb2175	Se1960	Sn1899	Ti3372
IS Ref	(In2306)	(Y_2243)	(Y_2243)	(Y_2243)	(In2306)	(Y_3600)
Units	ppb	ppb	ppb	ppb	ppb	ppb
Avg	4.9459	2.0210	1.118	-8.1061	8.3875	19.192
Stddev	.8353	1.3967	1.656	1.8042	.6066	.243
%RSD	16.888	69.109	148.1	22.257	7.2317	1.2645
Check ?	Chk Pass	Chk Pass	Chk Pass	Chk Pass	Chk Pass	Chk Pass
High Limit						
Low Limit						

Elem	Tl1908	V_2908	Zn2062	Si2516	Sr3464
IS Ref	(In2306)	(Y_3710)	(In2306)	(Y_3710)	(Y_3710)
Units	ppb	ppb	ppb	ppb	ppb
Avg	-.77347	-2.0841	5.9360	1473.6	2009.6
Stddev	1.0639	3.0841	.2144	8.5	5.1
%RSD	137.55	147.98	3.6124	.57403	.25169
Check ?	Chk Pass	Chk Pass	Chk Pass	Chk Pass	Chk Pass
High Limit					
Low Limit					

Int. Std.	In2306	Y_2243	Y_3600	Y_3710
Units	Cts/S	Cts/S	Cts/S	Cts/S
Avg	4790.6	3749.2	35805.	6511.4
Stddev	4.9	5.6	593.	88.4
%RSD	.10163	.14836	1.6565	1.3583
Check ?	Chk Pass	Chk Pass	Chk Pass	Chk Pass
Value	61.749%	76.019%	67.563%	88.865%
Range				

Sample Name: 190-21868-q-3-a Acquired: 12/23/2019 17:24:11 Type: Unk
Method: 2019 ICP I9 6010 200.7 Methods(v185) Mode: CONC Corr. Factor: 1.000000
User: analyst Custom ID1: Custom ID2: Custom ID3:
Comment:

Elem	Ag3280	Al3082	As1890	B_1826	Ba4554	Be3130
IS Ref	(Y_3600)	(Y_3710)	(Y_2243)	(Y_2243)	(Y_3710)	(Y_3710)
Units	ppb	ppb	ppb	ppb	ppb	ppb
Avg	-1.3051	30.514	.39208	228.28	8.9491	.18547
Stddev	.8861	24.923	2.9030	2.81	.2432	.08136
%RSD	67.894	81.678	740.41	1.2304	2.7175	43.867
Check ?	Chk Pass	Chk Pass	Chk Pass	Chk Pass	Chk Pass	Chk Pass
High Limit						
Low Limit						

Elem	Ca3179	Cd2288	Co2286	Cr2677	Cu3273	Fe2599
IS Ref	(Y_3710)	(Y_2243)	(In2306)	(Y_3600)	(Y_3600)	(Y_3710)
Units	ppb	ppb	ppb	ppb	ppb	ppb
Avg	163000.	-.1159	2.6740	2.5480	1.1859	27.906
Stddev	596.	.3121	.3239	.5847	.5993	3.233
%RSD	.36558	269.3	12.112	22.947	50.536	11.585
Check ?	Chk Pass	Chk Pass	Chk Pass	Chk Pass	Chk Pass	Chk Pass
High Limit						
Low Limit						

Elem	K_7664	Li6707	Mg2790	Mn2576	Mo2020	Na5895
IS Ref	(Y_3710)	(Y_3710)	(Y_3710)	(Y_3600)	(Y_2243)	(Y_3710)
Units	ppb	ppb	ppb	ppb	ppb	ppb
Avg	14600.	46.994	5760.0	53.507	-8.2789	F 2593200.
Stddev	352.	3.397	23.1	.279	.3341	4040.
%RSD	2.4127	7.2279	.40158	.52078	4.0357	.15581
Check ?	Chk Pass	Chk Pass	Chk Pass	Chk Pass	Chk Pass	Chk Fail
High Limit						500000.
Low Limit						-500000.

Sample Name: 190-21868-q-3-a Acquired: 12/23/2019 17:24:11 Type: Unk
Method: 2019 ICP I9 6010 200.7 Methods(v185) Mode: CONC Corr. Factor: 1.000000
User: analyst Custom ID1: Custom ID2: Custom ID3:
Comment:

Elem	Ni2316	Pb2203	Sb2175	Se1960	Sn1899	Ti3372
IS Ref	(In2306)	(Y_2243)	(Y_2243)	(Y_2243)	(In2306)	(Y_3600)
Units	ppb	ppb	ppb	ppb	ppb	ppb
Avg	4.2847	1.7548	-1.561	-7.2720	6.7597	1.1003
Stddev	.1113	1.9354	1.961	2.4620	.4192	.2806
%RSD	2.5980	110.29	125.6	33.856	6.2013	25.500
Check ?	Chk Pass	Chk Pass	Chk Pass	Chk Pass	Chk Pass	Chk Pass
High Limit						
Low Limit						

Elem	Tl1908	V_2908	Zn2062	Si2516	Sr3464
IS Ref	(In2306)	(Y_3710)	(In2306)	(Y_3710)	(Y_3710)
Units	ppb	ppb	ppb	ppb	ppb
Avg	-.16431	-3.1396	2.0807	115.72	2870.8
Stddev	.57254	5.1991	.0826	5.16	31.3
%RSD	348.46	165.60	3.9710	4.4633	1.0895
Check ?	Chk Pass	Chk Pass	Chk Pass	Chk Pass	Chk Pass
High Limit					
Low Limit					

Int. Std.	In2306	Y_2243	Y_3600	Y_3710
Units	Cts/S	Cts/S	Cts/S	Cts/S
Avg	4654.3	3691.5	34070.	6328.2
Stddev	43.6	35.6	443.	35.4
%RSD	.93754	.96465	1.3003	.55962
Check ?	Chk Pass	Chk Pass	Chk Pass	Chk Pass
Value	59.992%	74.850%	64.288%	86.364%
Range				

Sample Name: 190-21868-q-4-a Acquired: 12/23/2019 17:28:42 Type: Unk
Method: 2019 ICP I9 6010 200.7 Methods(v185) Mode: CONC Corr. Factor: 1.000000
User: analyst Custom ID1: Custom ID2: Custom ID3:
Comment:

Elem	Ag3280	Al3082	As1890	B_1826	Ba4554	Be3130
IS Ref	(Y_3600)	(Y_3710)	(Y_2243)	(Y_2243)	(Y_3710)	(Y_3710)
Units	ppb	ppb	ppb	ppb	ppb	ppb
Avg	-1.4736	7.8407	-2.3168	206.24	8.0611	-.00366
Stddev	.0995	54.010	1.6206	2.31	.5378	.05517
%RSD	6.7503	688.84	69.948	1.1208	6.6713	1506.7
Check ?	Chk Pass	Chk Pass	Chk Pass	Chk Pass	Chk Pass	Chk Pass
High Limit						
Low Limit						

Elem	Ca3179	Cd2288	Co2286	Cr2677	Cu3273	Fe2599
IS Ref	(Y_3710)	(Y_2243)	(In2306)	(Y_3600)	(Y_3600)	(Y_3710)
Units	ppb	ppb	ppb	ppb	ppb	ppb
Avg	146620.	-.2311	2.0709	2.5196	1.5703	22.026
Stddev	457.	.0843	.9366	.7465	1.1320	1.794
%RSD	.31189	36.46	45.226	29.626	72.087	8.1450
Check ?	Chk Pass	Chk Pass	Chk Pass	Chk Pass	Chk Pass	Chk Pass
High Limit						
Low Limit						

Elem	K_7664	Li6707	Mg2790	Mn2576	Mo2020	Na5895
IS Ref	(Y_3710)	(Y_3710)	(Y_3710)	(Y_3600)	(Y_2243)	(Y_3710)
Units	ppb	ppb	ppb	ppb	ppb	ppb
Avg	12501.	38.160	5209.4	48.252	-8.5385	F 2355900.
Stddev	202.	2.729	33.3	.388	.3279	75852.
%RSD	1.6172	7.1526	.63827	.80414	3.8400	3.2196
Check ?	Chk Pass	Chk Pass	Chk Pass	Chk Pass	Chk Pass	Chk Fail
High Limit						500000.
Low Limit						-500000.

Sample Name: 190-21868-q-4-a Acquired: 12/23/2019 17:28:42 Type: Unk
Method: 2019 ICP I9 6010 200.7 Methods(v185) Mode: CONC Corr. Factor: 1.000000
User: analyst Custom ID1: Custom ID2: Custom ID3:
Comment:

Elem	Ni2316	Pb2203	Sb2175	Se1960	Sn1899	Ti3372
IS Ref	(In2306)	(Y_2243)	(Y_2243)	(Y_2243)	(In2306)	(Y_3600)
Units	ppb	ppb	ppb	ppb	ppb	ppb
Avg	3.6733	.07076	1.574	-7.5213	11.680	.13501
Stddev	.8128	2.3234	1.214	2.6029	1.166	.15975
%RSD	22.127	3283.3	77.14	34.607	9.9810	118.32
Check ?	Chk Pass	Chk Pass	Chk Pass	Chk Pass	Chk Pass	Chk Pass
High Limit						
Low Limit						

Elem	Tl1908	V_2908	Zn2062	Si2516	Sr3464
IS Ref	(In2306)	(Y_3710)	(In2306)	(Y_3710)	(Y_3710)
Units	ppb	ppb	ppb	ppb	ppb
Avg	.64785	-2.5155	-.07012	103.56	2578.5
Stddev	1.8821	.0967	.05953	3.90	9.8
%RSD	290.51	3.8440	84.891	3.7682	.37913
Check ?	Chk Pass	Chk Pass	Chk Pass	Chk Pass	Chk Pass
High Limit					
Low Limit					

Int. Std.	In2306	Y_2243	Y_3600	Y_3710
Units	Cts/S	Cts/S	Cts/S	Cts/S
Avg	4871.0	3842.1	35612.	6643.9
Stddev	11.2	13.7	132.	63.4
%RSD	.23052	.35729	.37082	.95491
Check ?	Chk Pass	Chk Pass	Chk Pass	Chk Pass
Value	62.785%	77.903%	67.198%	90.673%
Range				

Sample Name: 240-124040-a-23-a Acquired: 12/23/2019 17:33:14 Type: Unk
Method: 2019 ICP I9 6010 200.7 Methods(v185) Mode: CONC Corr. Factor: 1.000000
User: analyst Custom ID1: Custom ID2: Custom ID3:
Comment:

Elem	Ag3280	Al3082	As1890	B_1826	Ba4554	Be3130	Ca3179	Cd2288
IS Ref	(Y_3600)	(Y_3710)	(Y_2243)	(Y_2243)	(Y_3710)	(Y_3710)	(Y_3710)	(Y_2243)
Units	ppb	ppb	ppb	ppb	ppb	ppb	ppb	ppb
Avg	.72111	87.062	2.3965	33.261	1.7539	.05054	3651.0	-.0082
Stddev	.16959	18.112	3.2332	.439	.3544	.10953	7.7	.1327
%RSD	23.518	20.803	134.92	1.3206	20.209	216.73	.21193	1611.
Check ?	Chk Pass	Chk Pass	Chk Pass	Chk Pass	Chk Pass	Chk Pass	Chk Pass	Chk Pass
High Limit								
Low Limit								

Elem	Co2286	Cr2677	Cu3273	Fe2599	K_7664	Li6707	Mg2790	Mn2576
IS Ref	(In2306)	(Y_3600)	(Y_3600)	(Y_3710)	(Y_3710)	(Y_3710)	(Y_3710)	(Y_3600)
Units	ppb	ppb	ppb	ppb	ppb	ppb	ppb	ppb
Avg	4.8901	1.8993	.53475	14.642	39484.	5.8183	7839.4	44.476
Stddev	.0916	.3295	.34812	.944	109.	1.6478	75.2	.224
%RSD	1.8729	17.346	65.099	6.4498	.27560	28.321	.95943	.50469
Check ?	Chk Pass	Chk Pass	Chk Pass	Chk Pass	Chk Pass	Chk Pass	Chk Pass	Chk Pass
High Limit								
Low Limit								

Elem	Mo2020	Na5895	Ni2316	Pb2203	Sb2175	Se1960	Sn1899	Ti3372
IS Ref	(Y_2243)	(Y_3710)	(In2306)	(Y_2243)	(Y_2243)	(Y_2243)	(In2306)	(Y_3600)
Units	ppb	ppb	ppb	ppb	ppb	ppb	ppb	ppb
Avg	-8.9322	45225.	60.831	.93628	-.5958	48.095	.41722	2.0676
Stddev	.1631	347.	.575	.50135	3.915	3.147	.67956	.2314
%RSD	1.8255	.76738	.94511	53.547	657.2	6.5433	162.88	11.193
Check ?	Chk Pass	Chk Pass	Chk Pass	Chk Pass	Chk Pass	Chk Pass	Chk Pass	Chk Pass
High Limit								
Low Limit								

Sample Name: 240-124040-a-23-a Acquired: 12/23/2019 17:33:14 Type: Unk
Method: 2019 ICP I9 6010 200.7 Methods(v185) Mode: CONC Corr. Factor: 1.000000
User: analyst Custom ID1: Custom ID2: Custom ID3:
Comment:

Elem	Tl1908	V_2908	Zn2062	Si2516	Sr3464
IS Ref	(In2306)	(Y_3710)	(In2306)	(Y_3710)	(Y_3710)
Units	ppb	ppb	ppb	ppb	ppb
Avg	-5.2599	-3.3078	20.589	90.304	10.779
Stddev	.6033	3.0416	.112	10.368	5.930
%RSD	11.469	91.952	.54202	11.481	55.012
Check ?	Chk Pass	Chk Pass	Chk Pass	Chk Pass	Chk Pass
High Limit					
Low Limit					

Int. Std.	In2306	Y_2243	Y_3600	Y_3710
Units	Cts/S	Cts/S	Cts/S	Cts/S
Avg	7471.6	4890.5	49883.	7584.1
Stddev	23.3	8.7	34.	26.9
%RSD	.31133	.17748	.06868	.35406
Check ?	Chk Pass	Chk Pass	Chk Pass	Chk Pass
Value	96.306%	99.160%	94.126%	103.50%
Range				

Sample Name: 240-124040-a-24-a Acquired: 12/23/2019 17:37:35 Type: Unk
Method: 2019 ICP I9 6010 200.7 Methods(v185) Mode: CONC Corr. Factor: 1.000000
User: analyst Custom ID1: Custom ID2: Custom ID3:
Comment:

Elem	Ag3280	Al3082	As1890	B_1826	Ba4554	Be3130	Ca3179	Cd2288
IS Ref	(Y_3600)	(Y_3710)	(Y_2243)	(Y_2243)	(Y_3710)	(Y_3710)	(Y_3710)	(Y_2243)
Units	ppb	ppb	ppb	ppb	ppb	ppb	ppb	ppb
Avg	.76138	93.083	1.2881	32.298	1.8325	.17304	3678.7	-.2205
Stddev	.29224	10.408	.5078	.728	.1944	.24664	15.4	.1430
%RSD	38.382	11.181	39.423	2.2528	10.610	142.53	.41960	64.88
Check ?	Chk Pass	Chk Pass	Chk Pass	Chk Pass	Chk Pass	Chk Pass	Chk Pass	Chk Pass
High Limit								
Low Limit								

Elem	Co2286	Cr2677	Cu3273	Fe2599	K_7664	Li6707	Mg2790	Mn2576
IS Ref	(In2306)	(Y_3600)	(Y_3600)	(Y_3710)	(Y_3710)	(Y_3710)	(Y_3710)	(Y_3600)
Units	ppb	ppb	ppb	ppb	ppb	ppb	ppb	ppb
Avg	5.0800	2.0818	1.0645	20.062	39459.	5.6029	7859.8	44.450
Stddev	.1958	.0925	.7427	1.052	37.	2.2832	19.6	.389
%RSD	3.8538	4.4437	69.773	5.2424	.09280	40.750	.24987	.87560
Check ?	Chk Pass	Chk Pass	Chk Pass	Chk Pass	Chk Pass	Chk Pass	Chk Pass	Chk Pass
High Limit								
Low Limit								

Elem	Mo2020	Na5895	Ni2316	Pb2203	Sb2175	Se1960	Sn1899	Ti3372
IS Ref	(Y_2243)	(Y_3710)	(In2306)	(Y_2243)	(Y_2243)	(Y_2243)	(In2306)	(Y_3600)
Units	ppb	ppb	ppb	ppb	ppb	ppb	ppb	ppb
Avg	-9.0776	46521.	60.702	1.6616	-.2385	42.933	.46619	1.9199
Stddev	.1254	178.	.948	1.3829	1.555	2.276	.24061	.1867
%RSD	1.3813	.38173	1.5612	83.223	652.1	5.3017	51.612	9.7259
Check ?	Chk Pass	Chk Pass	Chk Pass	Chk Pass	Chk Pass	Chk Pass	Chk Pass	Chk Pass
High Limit								
Low Limit								

Sample Name: 240-124040-a-24-a Acquired: 12/23/2019 17:37:35 Type: Unk
Method: 2019 ICP I9 6010 200.7 Methods(v185) Mode: CONC Corr. Factor: 1.000000
User: analyst Custom ID1: Custom ID2: Custom ID3:
Comment:

Elem	Tl1908	V_2908	Zn2062	Si2516	Sr3464
IS Ref	(In2306)	(Y_3710)	(In2306)	(Y_3710)	(Y_3710)
Units	ppb	ppb	ppb	ppb	ppb
Avg	-4.2199	-2.9526	21.908	90.773	7.5824
Stddev	.6216	1.4851	.264	3.083	5.6921
%RSD	14.731	50.298	1.2052	3.3965	75.069
Check ?	Chk Pass	Chk Pass	Chk Pass	Chk Pass	Chk Pass
High Limit					
Low Limit					

Int. Std.	In2306	Y_2243	Y_3600	Y_3710
Units	Cts/S	Cts/S	Cts/S	Cts/S
Avg	7418.5	4870.6	49432.	7465.8
Stddev	21.8	14.1	336.	6.9
%RSD	.29374	.29051	.67976	.09299
Check ?	Chk Pass	Chk Pass	Chk Pass	Chk Pass
Value	95.621%	98.756%	93.275%	101.89%
Range				

Sample Name: CCV-4543978 Acquired: 12/23/2019 17:41:58 Type: QC
Method: 2019 ICP I9 6010 200.7 Methods(v185) Mode: CONC Corr. Factor: 1.000000
User: analyst Custom ID1: Custom ID2: Custom ID3:
Comment:

Elem	Ag3280	Al3082	As1890	B_1826	Ba4554	Be3130	Ca3179
IS Ref	(Y_3600)	(Y_3710)	(Y_2243)	(Y_2243)	(Y_3710)	(Y_3710)	(Y_3710)
Units	ppb	ppb	ppb	ppb	ppb	ppb	ppb
Avg	1028.6	47028.	2052.7	5181.5	2041.6	2129.9	48415.
Stddev	1.4	65.	5.1	8.4	.8	5.6	33.
%RSD	.13689	.13777	.25051	.16118	.03974	.26319	.06908
Check ?	Chk Pass	Chk Pass	Chk Pass	Chk Pass	Chk Pass	Chk Pass	Chk Pass
Value							
Range							

Elem	Cd2288	Co2286	Cr2677	Cu3273	Fe2599	K_7664	Li6707
IS Ref	(Y_2243)	(In2306)	(Y_3600)	(Y_3600)	(Y_3710)	(Y_3710)	(Y_3710)
Units	ppb	ppb	ppb	ppb	ppb	ppb	ppb
Avg	1996.	2105.1	2013.9	2058.0	48508.	47364.	2026.6
Stddev	4.	5.1	1.2	1.8	83.	150.	3.9
%RSD	.1878	.24145	.06104	.08648	.17058	.31635	.19181
Check ?	Chk Pass	Chk Pass	Chk Pass	Chk Pass	Chk Pass	Chk Pass	Chk Pass
Value							
Range							

Elem	Mg2790	Mn2576	Mo2020	Na5895	Ni2316	Pb2203	Sb2175
IS Ref	(Y_3710)	(Y_3600)	(Y_2243)	(Y_3710)	(In2306)	(Y_2243)	(Y_2243)
Units	ppb	ppb	ppb	ppb	ppb	ppb	ppb
Avg	50136.	2166.1	2038.7	47480.	2097.9	1969.2	2001.
Stddev	129.	3.6	18.8	142.	3.7	9.4	5.
%RSD	.25758	.16450	.92368	.29903	.17518	.47923	.2629
Check ?	Chk Pass	Chk Pass	Chk Pass	Chk Pass	Chk Pass	Chk Pass	Chk Pass
Value							
Range							

Sample Name: CCV-4543978 Acquired: 12/23/2019 17:41:58 Type: QC
Method: 2019 ICP I9 6010 200.7 Methods(v185) Mode: CONC Corr. Factor: 1.000000
User: analyst Custom ID1: Custom ID2: Custom ID3:
Comment:

Elem	Se1960	Sn1899	Ti3372	Tl1908	V_2908	Zn2062	Si2516
IS Ref	(Y_2243)	(In2306)	(Y_3600)	(In2306)	(Y_3710)	(In2306)	(Y_3710)
Units	ppb	ppb	ppb	ppb	ppb	ppb	ppb
Avg	1988.6	2056.9	F 2211.9	1984.3	1914.4	2150.9	19808.
Stddev	2.1	2.4	2.4	12.5	10.3	4.6	82.
%RSD	.10391	.11591	.10792	.62794	.53871	.21217	.41482
Check ?	Chk Pass	Chk Pass	Chk Fail	Chk Pass	Chk Pass	Chk Pass	Chk Pass
Value			2000.0				
Range			10.500%				

Elem	Sr3464
IS Ref	(Y_3710)
Units	ppb
Avg	1890.0
Stddev	12.1
%RSD	.64108
Check ?	Chk Pass
Value	
Range	

Int. Std.	In2306	Y_2243	Y_3600	Y_3710
Units	Cts/S	Cts/S	Cts/S	Cts/S
Avg	6784.9	4737.7	47933.	7269.2
Stddev	6.9	9.9	30.	57.5
%RSD	.10167	.20944	.06261	.79116

Sample Name: CCB Acquired: 12/23/2019 17:45:56 Type: QC
Method: 2019 ICP I9 6010 200.7 Methods(v185) Mode: CONC Corr. Factor: 1.000000
User: analyst Custom ID1: Custom ID2: Custom ID3:
Comment:

Elem	Ag3280	Al3082	As1890	B_1826	Ba4554	Be3130	Ca3179	Cd2288
IS Ref	(Y_3600)	(Y_3710)	(Y_2243)	(Y_2243)	(Y_3710)	(Y_3710)	(Y_3710)	(Y_2243)
Units	ppb	ppb	ppb	ppb	ppb	ppb	ppb	ppb
Avg	.06429	-24.297	-2.3740	5.9982	.18937	.21376	-53.122	-.2211
Stddev	.19011	31.723	.1345	.4900	.42830	.16773	2.002	.0756
%RSD	295.71	130.56	5.6654	8.1700	226.17	78.465	3.7693	34.19
Check ?	Chk Pass	Chk Pass	Chk Pass	Chk Pass	Chk Pass	Chk Pass	Chk Pass	Chk Pass
High Limit								
Low Limit								

Elem	Co2286	Cr2677	Cu3273	Fe2599	K_7664	Li6707	Mg2790	Mn2576
IS Ref	(In2306)	(Y_3600)	(Y_3600)	(Y_3710)	(Y_3710)	(Y_3710)	(Y_3710)	(Y_3600)
Units	ppb	ppb	ppb	ppb	ppb	ppb	ppb	ppb
Avg	.22562	.47731	.72370	1.2007	75.714	2.2516	6.2770	.20984
Stddev	.13562	.07421	.67862	1.9422	29.910	2.3738	6.9410	.03108
%RSD	60.110	15.548	93.772	161.76	39.504	105.43	110.58	14.809
Check ?	Chk Pass	Chk Pass	Chk Pass	Chk Pass	Chk Pass	Chk Pass	Chk Pass	Chk Pass
High Limit								
Low Limit								

Elem	Mo2020	Na5895	Ni2316	Pb2203	Sb2175	Se1960	Sn1899	Ti3372
IS Ref	(Y_2243)	(Y_3710)	(In2306)	(Y_2243)	(Y_2243)	(Y_2243)	(In2306)	(Y_3600)
Units	ppb	ppb	ppb	ppb	ppb	ppb	ppb	ppb
Avg	5.2037	847.95	-.22852	.32011	-.4006	2.3233	-.65071	-.59380
Stddev	2.7029	6.31	.59448	1.3196	1.708	.2093	.69349	.23006
%RSD	51.943	.74373	260.15	412.24	426.3	9.0093	106.57	38.744
Check ?	Chk Pass	Chk Pass	Chk Pass	Chk Pass	Chk Pass	Chk Pass	Chk Pass	Chk Pass
High Limit								
Low Limit								

Sample Name: CCB Acquired: 12/23/2019 17:45:56 Type: QC
Method: 2019 ICP I9 6010 200.7 Methods(v185) Mode: CONC Corr. Factor: 1.000000
User: analyst Custom ID1: Custom ID2: Custom ID3:
Comment:

Elem	Tl1908	V_2908	Zn2062	Si2516	Sr3464
IS Ref	(In2306)	(Y_3710)	(In2306)	(Y_3710)	(Y_3710)
Units	ppb	ppb	ppb	ppb	ppb
Avg	4.7625	-6.1000	-2.0062	19.394	5.5186
Stddev	.9107	3.2140	.1078	1.982	2.7020
%RSD	19.122	52.689	5.3732	10.218	48.961
Check ?	Chk Pass	Chk Pass	Chk Pass	Chk Pass	Chk Pass
High Limit					
Low Limit					

Int. Std.	In2306	Y_2243	Y_3600	Y_3710
Units	Cts/S	Cts/S	Cts/S	Cts/S
Avg	7832.7	4966.8	51102.	7465.6
Stddev	6.2	6.3	257.	20.2
%RSD	.07936	.12591	.50295	.27090

Sample Name: 240-124040-a-25-a Acquired: 12/23/2019 17:50:21 Type: Unk
Method: 2019 ICP I9 6010 200.7 Methods(v185) Mode: CONC Corr. Factor: 1.000000
User: analyst Custom ID1: Custom ID2: Custom ID3:
Comment:

Elem	Ag3280	Al3082	As1890	B_1826	Ba4554	Be3130	Ca3179	Cd2288
IS Ref	(Y_3600)	(Y_3710)	(Y_2243)	(Y_2243)	(Y_3710)	(Y_3710)	(Y_3710)	(Y_2243)
Units	ppb	ppb	ppb	ppb	ppb	ppb	ppb	ppb
Avg	.64501	-14.724	-.06544	9.3521	.59465	.15612	766.40	.0449
Stddev	.18184	30.049	1.2935	.5328	.07888	.16291	7.14	.0480
%RSD	28.192	204.08	1976.5	5.6974	13.264	104.35	.93103	107.0
Check ?	Chk Pass	Chk Pass	Chk Pass	Chk Pass	Chk Pass	Chk Pass	Chk Pass	Chk Pass
High Limit								
Low Limit								

Elem	Co2286	Cr2677	Cu3273	Fe2599	K_7664	Li6707	Mg2790	Mn2576
IS Ref	(In2306)	(Y_3600)	(Y_3600)	(Y_3710)	(Y_3710)	(Y_3710)	(Y_3710)	(Y_3600)
Units	ppb	ppb	ppb	ppb	ppb	ppb	ppb	ppb
Avg	26.213	1.4043	1.9299	1273.8	42547.	6.7705	2872.3	11.005
Stddev	.397	.1683	.4009	3.4	64.	.5969	7.0	.135
%RSD	1.5163	11.982	20.776	.26587	.14993	8.8156	.24424	1.2259
Check ?	Chk Pass	Chk Pass	Chk Pass	Chk Pass	Chk Pass	Chk Pass	Chk Pass	Chk Pass
High Limit								
Low Limit								

Elem	Mo2020	Na5895	Ni2316	Pb2203	Sb2175	Se1960	Sn1899	Ti3372
IS Ref	(Y_2243)	(Y_3710)	(In2306)	(Y_2243)	(Y_2243)	(Y_2243)	(In2306)	(Y_3600)
Units	ppb	ppb	ppb	ppb	ppb	ppb	ppb	ppb
Avg	-4.0062	10502.	43.745	.86770	-2.159	26.279	-.62018	-.00221
Stddev	.6952	18.	.122	2.1797	1.527	3.446	.38588	.19999
%RSD	17.352	.17146	.27874	251.21	70.73	13.112	62.221	9044.3
Check ?	Chk Pass	Chk Pass	Chk Pass	Chk Pass	Chk Pass	Chk Pass	Chk Pass	Chk Pass
High Limit								
Low Limit								

Sample Name: 240-124040-a-25-a Acquired: 12/23/2019 17:50:21 Type: Unk
Method: 2019 ICP I9 6010 200.7 Methods(v185) Mode: CONC Corr. Factor: 1.000000
User: analyst Custom ID1: Custom ID2: Custom ID3:
Comment:

Elem	Tl1908	V_2908	Zn2062	Si2516	Sr3464
IS Ref	(In2306)	(Y_3710)	(In2306)	(Y_3710)	(Y_3710)
Units	ppb	ppb	ppb	ppb	ppb
Avg	-2.2412	-1.0266	69.272	34.184	5.7588
Stddev	1.1320	.5650	.592	6.804	3.1047
%RSD	50.510	55.040	.85464	19.904	53.913
Check ?	Chk Pass	Chk Pass	Chk Pass	Chk Pass	Chk Pass
High Limit					
Low Limit					

Int. Std.	In2306	Y_2243	Y_3600	Y_3710
Units	Cts/S	Cts/S	Cts/S	Cts/S
Avg	7631.1	4934.0	50272.	7616.0
Stddev	19.3	12.1	263.	26.1
%RSD	.25287	.24594	.52279	.34314
Check ?	Chk Pass	Chk Pass	Chk Pass	Chk Pass
Value	98.362%	100.04%	94.861%	103.94%
Range				

Sample Name: 240-124040-a-26-a Acquired: 12/23/2019 17:54:40 Type: Unk
Method: 2019 ICP I9 6010 200.7 Methods(v185) Mode: CONC Corr. Factor: 1.000000
User: analyst Custom ID1: Custom ID2: Custom ID3:
Comment:

Elem	Ag3280	Al3082	As1890	B_1826	Ba4554	Be3130	Ca3179	Cd2288
IS Ref	(Y_3600)	(Y_3710)	(Y_2243)	(Y_2243)	(Y_3710)	(Y_3710)	(Y_3710)	(Y_2243)
Units	ppb	ppb	ppb	ppb	ppb	ppb	ppb	ppb
Avg	.97653	14.102	-.49188	9.7195	.89793	.04516	1296.4	-.0350
Stddev	.19982	15.343	1.7948	1.1721	.02759	.03253	7.6	.1295
%RSD	20.462	108.80	364.88	12.059	3.0722	72.042	.58844	370.3
Check ?	Chk Pass	Chk Pass	Chk Pass	Chk Pass	Chk Pass	Chk Pass	Chk Pass	Chk Pass
High Limit								
Low Limit								

Elem	Co2286	Cr2677	Cu3273	Fe2599	K_7664	Li6707	Mg2790	Mn2576
IS Ref	(In2306)	(Y_3600)	(Y_3600)	(Y_3710)	(Y_3710)	(Y_3710)	(Y_3710)	(Y_3600)
Units	ppb	ppb	ppb	ppb	ppb	ppb	ppb	ppb
Avg	25.662	1.4107	.78955	1270.1	41978.	3.7053	2983.9	34.048
Stddev	.218	.2298	.48637	3.3	181.	1.9986	19.2	.150
%RSD	.85101	16.289	61.601	.25964	.43063	53.938	.64279	.44161
Check ?	Chk Pass	Chk Pass	Chk Pass	Chk Pass	Chk Pass	Chk Pass	Chk Pass	Chk Pass
High Limit								
Low Limit								

Elem	Mo2020	Na5895	Ni2316	Pb2203	Sb2175	Se1960	Sn1899	Ti3372
IS Ref	(Y_2243)	(Y_3710)	(In2306)	(Y_2243)	(Y_2243)	(Y_2243)	(In2306)	(Y_3600)
Units	ppb	ppb	ppb	ppb	ppb	ppb	ppb	ppb
Avg	-6.2923	10352.	43.375	1.3702	-1.439	27.127	-.12531	-.18633
Stddev	.2768	14.	.364	.7788	.826	1.606	.42695	.22245
%RSD	4.3993	.13562	.83842	56.838	57.38	5.9194	340.72	119.38
Check ?	Chk Pass	Chk Pass	Chk Pass	Chk Pass	Chk Pass	Chk Pass	Chk Pass	Chk Pass
High Limit								
Low Limit								

Sample Name: 240-124040-a-26-a Acquired: 12/23/2019 17:54:40 Type: Unk
Method: 2019 ICP I9 6010 200.7 Methods(v185) Mode: CONC Corr. Factor: 1.000000
User: analyst Custom ID1: Custom ID2: Custom ID3:
Comment:

Elem	Tl1908	V_2908	Zn2062	Si2516	Sr3464
IS Ref	(In2306)	(Y_3710)	(In2306)	(Y_3710)	(Y_3710)
Units	ppb	ppb	ppb	ppb	ppb
Avg	-2.4718	.38487	67.792	52.309	5.8160
Stddev	1.0154	2.3708	.322	6.304	1.6650
%RSD	41.079	615.99	.47523	12.051	28.629
Check ?	Chk Pass	Chk Pass	Chk Pass	Chk Pass	Chk Pass
High Limit					
Low Limit					

Int. Std.	In2306	Y_2243	Y_3600	Y_3710
Units	Cts/S	Cts/S	Cts/S	Cts/S
Avg	7631.8	4936.2	50746.	7653.7
Stddev	8.6	5.9	61.	58.9
%RSD	.11293	.11991	.12049	.76979
Check ?	Chk Pass	Chk Pass	Chk Pass	Chk Pass
Value	98.370%	100.09%	95.755%	104.46%
Range				

Sample Name: mb 240-416613/1-a Acquired: 12/23/2019 17:58:58 Type: QC
Method: 2019 ICP I9 6010 200.7 Methods(v185) Mode: CONC Corr. Factor: 1.000000
User: analyst Custom ID1: Custom ID2: Custom ID3:
Comment:

Elem	Ag3280	Al3082	As1890	B_1826	Ba4554	Be3130	Ca3179	Cd2288
IS Ref	(Y_3600)	(Y_3710)	(Y_2243)	(Y_2243)	(Y_3710)	(Y_3710)	(Y_3710)	(Y_2243)
Units	ppb	ppb	ppb	ppb	ppb	ppb	ppb	ppb
Avg	1.0024	-23.555	-4.8543	1.6857	.26813	.12790	-25.574	.0301
Stddev	.1989	28.868	2.9454	.3267	.12232	.17210	2.158	.1799
%RSD	19.842	122.56	60.677	19.379	45.620	134.56	8.4371	597.6
Check ?	Chk Pass	Chk Pass	Chk Pass	Chk Pass	Chk Pass	Chk Pass	Chk Pass	Chk Pass
High Limit								
Low Limit								

Elem	Co2286	Cr2677	Cu3273	Fe2599	K_7664	Li6707	Mg2790	Mn2576
IS Ref	(In2306)	(Y_3600)	(Y_3600)	(Y_3710)	(Y_3710)	(Y_3710)	(Y_3710)	(Y_3600)
Units	ppb	ppb	ppb	ppb	ppb	ppb	ppb	ppb
Avg	.33728	.78080	2.2693	8.9460	108.78	5.4717	22.714	.00830
Stddev	.28984	.18475	.4669	.9439	23.28	.8051	10.854	.04699
%RSD	85.935	23.662	20.573	10.551	21.396	14.713	47.786	566.26
Check ?	Chk Pass	Chk Pass	Chk Pass	Chk Pass	Chk Pass	Chk Pass	Chk Pass	Chk Pass
High Limit								
Low Limit								

Elem	Mo2020	Na5895	Ni2316	Pb2203	Sb2175	Se1960	Sn1899	Ti3372
IS Ref	(Y_2243)	(Y_3710)	(In2306)	(Y_2243)	(Y_2243)	(Y_2243)	(In2306)	(Y_3600)
Units	ppb	ppb	ppb	ppb	ppb	ppb	ppb	ppb
Avg	-8.1259	558.79	.48380	.70905	-.3735	-.07402	20.149	-.71938
Stddev	.3600	5.74	.55576	.75268	5.703	1.5958	.199	.15983
%RSD	4.4301	1.0266	114.87	106.15	1527.	2155.8	.98542	22.217
Check ?	Chk Pass	Chk Pass	Chk Pass	Chk Pass	Chk Pass	Chk Pass	Chk Pass	Chk Pass
High Limit								
Low Limit								

Sample Name: mb 240-416613/1-a Acquired: 12/23/2019 17:58:58 Type: QC
Method: 2019 ICP I9 6010 200.7 Methods(v185) Mode: CONC Corr. Factor: 1.000000
User: analyst Custom ID1: Custom ID2: Custom ID3:
Comment:

Elem	Tl1908	V_2908	Zn2062	Si2516	Sr3464
IS Ref	(In2306)	(Y_3710)	(In2306)	(Y_3710)	(Y_3710)
Units	ppb	ppb	ppb	ppb	ppb
Avg	-1.3724	-4.0692	-2.3114	29.617	1.4927
Stddev	1.6119	3.9721	.1529	1.823	2.2125
%RSD	117.45	97.613	6.6132	6.1539	148.22
Check ?	Chk Pass	Chk Pass	Chk Pass	Chk Pass	Chk Pass
High Limit					
Low Limit					

Int. Std.	In2306	Y_2243	Y_3600	Y_3710
Units	Cts/S	Cts/S	Cts/S	Cts/S
Avg	7693.5	4901.7	50796.	7430.6
Stddev	15.9	12.4	83.	43.8
%RSD	.20660	.25256	.16349	.58962

Sample Name: lcs 240-416613/2-a Acquired: 12/23/2019 18:03:23 Type: QC
Method: 2019 ICP I9 6010 200.7 Methods(v185) Mode: CONC Corr. Factor: 1.000000
User: analyst Custom ID1: Custom ID2: Custom ID3:
Comment:

Elem	Ag3280	Al3082	As1890	B_1826	Ba4554	Be3130	Ca3179
IS Ref	(Y_3600)	(Y_3710)	(Y_2243)	(Y_2243)	(Y_3710)	(Y_3710)	(Y_3710)
Units	ppb	ppb	ppb	ppb	ppb	ppb	ppb
Avg	96.149	8982.1	1930.1	950.97	1916.4	1019.8	46102.
Stddev	.269	32.6	3.8	1.60	1.7	.6	68.
%RSD	.27981	.36295	.19686	.16791	.08658	.06322	.14800
Check ?	Chk Pass	Chk Pass	Chk Pass	Chk Pass	Chk Pass	Chk Pass	Chk Pass
Value							
Range							

Elem	Cd2288	Co2286	Cr2677	Cu3273	Fe2599	K_7664	Li6707
IS Ref	(Y_2243)	(In2306)	(Y_3600)	(Y_3600)	(Y_3710)	(Y_3710)	(Y_3710)
Units	ppb	ppb	ppb	ppb	ppb	ppb	ppb
Avg	936.5	975.75	953.76	965.02	9296.0	45020.	957.45
Stddev	2.2	.96	1.50	1.56	25.6	155.	4.01
%RSD	.2364	.09829	.15734	.16118	.27563	.34399	.41834
Check ?	Chk Pass	Chk Pass	Chk Pass	Chk Pass	Chk Pass	Chk Pass	Chk Pass
Value							
Range							

Elem	Mg2790	Mn2576	Mo2020	Na5895	Ni2316	Pb2203	Sb2175
IS Ref	(Y_3710)	(Y_3600)	(Y_2243)	(Y_3710)	(In2306)	(Y_2243)	(Y_2243)
Units	ppb	ppb	ppb	ppb	ppb	ppb	ppb
Avg	47780.	1021.7	975.94	47035.	972.89	928.11	941.5
Stddev	84.	2.9	6.55	81.	1.12	.84	1.0
%RSD	.17534	.28016	.67162	.17312	.11539	.09068	.1074
Check ?	Chk Pass	Chk Pass	Chk Pass	Chk Pass	Chk Pass	Chk Pass	Chk Pass
Value							
Range							

Sample Name: lcs 240-416613/2-a Acquired: 12/23/2019 18:03:23 Type: QC
Method: 2019 ICP I9 6010 200.7 Methods(v185) Mode: CONC Corr. Factor: 1.000000
User: analyst Custom ID1: Custom ID2: Custom ID3:
Comment:

Elem	Se1960	Sn1899	Ti3372	Tl1908	V_2908	Zn2062	Si2516
IS Ref	(Y_2243)	(In2306)	(Y_3600)	(In2306)	(Y_3710)	(In2306)	(Y_3710)
Units	ppb	ppb	ppb	ppb	ppb	ppb	ppb
Avg	1831.5	1927.3	1041.6	1864.8	901.80	986.82	F 1414.4
Stddev	2.0	4.3	1.6	10.1	6.81	1.08	10.3
%RSD	.11080	.22146	.14919	.53909	.75538	.10965	.73153
Check ?	Chk Pass	Chk Pass	Chk Pass	Chk Pass	Chk Pass	Chk Pass	Chk Fail
Value							2000.0
Range							-15.500%

Elem	Sr3464
IS Ref	(Y_3710)
Units	ppb
Avg	894.54
Stddev	7.35
%RSD	.82156
Check ?	Chk Pass
Value	
Range	

Int. Std.	In2306	Y_2243	Y_3600	Y_3710
Units	Cts/S	Cts/S	Cts/S	Cts/S
Avg	6926.5	4739.1	48253.	7348.9
Stddev	4.9	10.4	114.	23.1
%RSD	.07044	.21915	.23709	.31483

Sample Name: 240-124137-f-1-c Acquired: 12/23/2019 18:07:21 Type: Unk
Method: 2019 ICP I9 6010 200.7 Methods(v185) Mode: CONC Corr. Factor: 1.000000
User: analyst Custom ID1: Custom ID2: Custom ID3:
Comment:

Elem	Ag3280	Al3082	As1890	B_1826	Ba4554	Be3130
IS Ref	(Y_3600)	(Y_3710)	(Y_2243)	(Y_2243)	(Y_3710)	(Y_3710)
Units	ppb	ppb	ppb	ppb	ppb	ppb
Avg	6.4259	79472.	198.00	92.790	801.34	10.251
Stddev	.3746	280.	1.46	.857	.69	.021
%RSD	5.8295	.35212	.73509	.92346	.08649	.20152
Check ?	Chk Pass	Chk Pass	Chk Pass	Chk Pass	Chk Pass	Chk Pass
High Limit						
Low Limit						

Elem	Ca3179	Cd2288	Co2286	Cr2677	Cu3273	Fe2599
IS Ref	(Y_3710)	(Y_2243)	(In2306)	(Y_3600)	(Y_3600)	(Y_3710)
Units	ppb	ppb	ppb	ppb	ppb	ppb
Avg	172580.	12.49	125.88	809.70	1860.7	F 674300.
Stddev	231.	.16	1.46	1.23	4.9	8703.
%RSD	.13408	1.267	1.1594	.15156	.26273	1.2906
Check ?	Chk Pass	Chk Pass	Chk Pass	Chk Pass	Chk Pass	Chk Fail
High Limit						500000.
Low Limit						-500000.

Elem	K_7664	Li6707	Mg2790	Mn2576	Mo2020	Na5895
IS Ref	(Y_3710)	(Y_3710)	(Y_3710)	(Y_3600)	(Y_2243)	(Y_3710)
Units	ppb	ppb	ppb	ppb	ppb	ppb
Avg	10032.	152.39	45675.	9998.1	96.883	1340.2
Stddev	100.	3.30	74.	40.9	1.098	4.0
%RSD	.99912	2.1677	.16145	.40892	1.1336	.29774
Check ?	Chk Pass	Chk Pass	Chk Pass	Chk Pass	Chk Pass	Chk Pass
High Limit						
Low Limit						

Sample Name: 240-124137-f-1-c Acquired: 12/23/2019 18:07:21 Type: Unk
Method: 2019 ICP I9 6010 200.7 Methods(v185) Mode: CONC Corr. Factor: 1.000000
User: analyst Custom ID1: Custom ID2: Custom ID3:
Comment:

Elem	Ni2316	Pb2203	Sb2175	Se1960	Sn1899	Ti3372
IS Ref	(In2306)	(Y_2243)	(Y_2243)	(Y_2243)	(In2306)	(Y_3600)
Units	ppb	ppb	ppb	ppb	ppb	ppb
Avg	593.11	574.20	16.16	2.9738	233.98	1133.6
Stddev	4.01	4.23	1.57	.9871	2.86	1.5
%RSD	.67667	.73717	9.720	33.194	1.2204	.12912
Check ?	Chk Pass	Chk Pass	Chk Pass	Chk Pass	Chk Pass	Chk Pass
High Limit						
Low Limit						

Elem	Tl1908	V_2908	Zn2062	Si2516	Sr3464
IS Ref	(In2306)	(Y_3710)	(In2306)	(Y_3710)	(Y_3710)
Units	ppb	ppb	ppb	ppb	ppb
Avg	2.4160	188.76	1779.3	3767.2	385.41
Stddev	1.2124	1.22	15.8	62.9	6.56
%RSD	50.183	.64778	.89064	1.6684	1.7014
Check ?	Chk Pass	Chk Pass	Chk Pass	Chk Pass	Chk Pass
High Limit					
Low Limit					

Int. Std.	In2306	Y_2243	Y_3600	Y_3710
Units	Cts/S	Cts/S	Cts/S	Cts/S
Avg	6683.8	5011.6	51123.	8038.0
Stddev	8.7	5.5	104.	17.8
%RSD	.13000	.10880	.20290	.22206
Check ?	Chk Pass	Chk Pass	Chk Pass	Chk Pass
Value	86.152%	101.62%	96.466%	109.70%
Range				

Sample Name: SD 240-124137-f-1c@5 Acquired: 12/23/2019 18:11:44 Type: Unk
Method: 2019 ICP I9 6010 200.7 Methods(v185) Mode: CONC Corr. Factor: 1.000000
User: analyst Custom ID1: Custom ID2: Custom ID3:
Comment:

Elem	Ag3280	Al3082	As1890	B_1826	Ba4554	Be3130	Ca3179
IS Ref	(Y_3600)	(Y_3710)	(Y_2243)	(Y_2243)	(Y_3710)	(Y_3710)	(Y_3710)
Units	ppb	ppb	ppb	ppb	ppb	ppb	ppb
Avg	1.5045	17278.	40.506	20.023	173.82	2.3238	38069.
Stddev	.5764	33.	2.211	.215	.36	.2315	48.
%RSD	38.313	.19303	5.4588	1.0733	.20790	9.9641	.12531
Check ?	Chk Pass	Chk Pass	Chk Pass	Chk Pass	Chk Pass	Chk Pass	Chk Pass
High Limit							
Low Limit							

Elem	Cd2288	Co2286	Cr2677	Cu3273	Fe2599	K_7664	Li6707
IS Ref	(Y_2243)	(In2306)	(Y_3600)	(Y_3600)	(Y_3710)	(Y_3710)	(Y_3710)
Units	ppb	ppb	ppb	ppb	ppb	ppb	ppb
Avg	2.606	25.548	180.16	398.47	158240.	2204.7	34.837
Stddev	.172	.227	.69	.18	110.	54.8	.169
%RSD	6.592	.88969	.38477	.04576	.06981	2.4843	.48555
Check ?	Chk Pass	Chk Pass	Chk Pass	Chk Pass	Chk Pass	Chk Pass	Chk Pass
High Limit							
Low Limit							

Elem	Mg2790	Mn2576	Mo2020	Na5895	Ni2316	Pb2203	Sb2175
IS Ref	(Y_3710)	(Y_3600)	(Y_2243)	(Y_3710)	(In2306)	(Y_2243)	(Y_2243)
Units	ppb	ppb	ppb	ppb	ppb	ppb	ppb
Avg	10332.	2264.4	13.077	497.58	119.72	132.97	3.509
Stddev	50.	5.3	.198	11.62	.54	.71	1.446
%RSD	.48210	.23373	1.5146	2.3349	.44739	.53768	41.21
Check ?	Chk Pass	Chk Pass	Chk Pass	Chk Pass	Chk Pass	Chk Pass	Chk Pass
High Limit							
Low Limit							

Sample Name: SD 240-124137-f-1c@5 Acquired: 12/23/2019 18:11:44 Type: Unk
Method: 2019 ICP I9 6010 200.7 Methods(v185) Mode: CONC Corr. Factor: 1.000000
User: analyst Custom ID1: Custom ID2: Custom ID3:
Comment:

Elem	Se1960	Sn1899	Ti3372	Tl1908	V_2908	Zn2062	Si2516
IS Ref	(Y_2243)	(In2306)	(Y_3600)	(In2306)	(Y_3710)	(In2306)	(Y_3710)
Units	ppb	ppb	ppb	ppb	ppb	ppb	ppb
Avg	-1.9646	46.331	242.30	-1.8728	37.643	362.11	829.02
Stddev	2.9002	.616	1.07	.3817	2.359	1.08	6.09
%RSD	147.62	1.3294	.43976	20.381	6.2680	.29782	.73517
Check ?	Chk Pass	Chk Pass	Chk Pass	Chk Pass	Chk Pass	Chk Pass	Chk Pass
High Limit							
Low Limit							

Elem	Sr3464
IS Ref	(Y_3710)
Units	ppb
Avg	86.943
Stddev	6.894
%RSD	7.9293
Check ?	Chk Pass
High Limit	
Low Limit	

Int. Std.	In2306	Y_2243	Y_3600	Y_3710
Units	Cts/S	Cts/S	Cts/S	Cts/S
Avg	7337.4	4947.3	50140.	7552.0
Stddev	1.9	5.5	64.	9.3
%RSD	.02550	.11155	.12676	.12289
Check ?	Chk Pass	Chk Pass	Chk Pass	Chk Pass
Value	94.576%	100.31%	94.612%	103.07%
Range				

Sample Name: PDS 240-124137-f-1-c Acquired: 12/23/2019 18:15:56 Type: Unk
Method: 2019 ICP I9 6010 200.7 Methods(v185) Mode: CONC Corr. Factor: 1.000000
User: analyst Custom ID1: Custom ID2: Custom ID3:
Comment:

Elem	Ag3280	Al3082	As1890	B_1826	Ba4554	Be3130
IS Ref	(Y_3600)	(Y_3710)	(Y_2243)	(Y_2243)	(Y_3710)	(Y_3710)
Units	ppb	ppb	ppb	ppb	ppb	ppb
Avg	W 106.99	86771.	2250.4	1103.7	2825.1	1074.3
Stddev	.39	110.	20.7	7.3	1.2	.7
%RSD	.36037	.12701	.91877	.66100	.04289	.06355
Check ?	Chk Warn	Chk Pass	Chk Pass	Chk Pass	Chk Pass	Chk Pass
High Limit	100.00					
Low Limit	-500000.					

Elem	Ca3179	Cd2288	Co2286	Cr2677	Cu3273	Fe2599
IS Ref	(Y_3710)	(Y_2243)	(In2306)	(Y_3600)	(Y_3600)	(Y_3710)
Units	ppb	ppb	ppb	ppb	ppb	ppb
Avg	214290.	1020.	1241.8	1777.2	2863.7	F 664020.
Stddev	1863.	9.	10.9	2.9	6.1	8315.
%RSD	.86913	.8623	.87817	.16498	.21454	1.2522
Check ?	Chk Pass	Chk Pass	Chk Pass	Chk Pass	Chk Pass	Chk Fail
High Limit						500000.
Low Limit						-500000.

Elem	K_7664	Li6707	Mg2790	Mn2576	Mo2020	Na5895
IS Ref	(Y_3710)	(Y_3710)	(Y_3710)	(Y_3600)	(Y_2243)	(Y_3710)
Units	ppb	ppb	ppb	ppb	ppb	ppb
Avg	58026.	1182.1	93107.	10651.	1107.7	51651.
Stddev	174.	2.4	144.	17.	18.3	77.
%RSD	.29916	.20683	.15475	.15716	1.6565	.14991
Check ?	Chk Pass	Chk Pass	Chk Pass	Chk Pass	Chk Pass	Chk Pass
High Limit						
Low Limit						

Sample Name: PDS 240-124137-f-1-c Acquired: 12/23/2019 18:15:56 Type: Unk
Method: 2019 ICP I9 6010 200.7 Methods(v185) Mode: CONC Corr. Factor: 1.000000
User: analyst Custom ID1: Custom ID2: Custom ID3:
Comment:

Elem	Ni2316	Pb2203	Sb2175	Se1960	Sn1899	Ti3372
IS Ref	(In2306)	(Y_2243)	(Y_2243)	(Y_2243)	(In2306)	(Y_3600)
Units	ppb	ppb	ppb	ppb	ppb	ppb
Avg	1685.5	1486.5	1021.	1943.7	2420.4	2214.4
Stddev	15.5	10.1	9.	19.3	26.5	4.7
%RSD	.92237	.68059	.8725	.99114	1.0945	.21437
Check ?	Chk Pass	Chk Pass	Chk Pass	Chk Pass	Chk Pass	Chk Pass
High Limit						
Low Limit						

Elem	Tl1908	V_2908	Zn2062	Si2516	Sr3464
IS Ref	(In2306)	(Y_3710)	(In2306)	(Y_3710)	(Y_3710)
Units	ppb	ppb	ppb	ppb	ppb
Avg	2033.2	1132.8	2882.5	5661.1	1298.7
Stddev	46.5	7.8	25.2	53.0	4.3
%RSD	2.2858	.68612	.87421	.93606	.32780
Check ?	Chk Pass	Chk Pass	Chk Pass	Chk Pass	Chk Pass
High Limit					
Low Limit					

Int. Std.	In2306	Y_2243	Y_3600	Y_3710
Units	Cts/S	Cts/S	Cts/S	Cts/S
Avg	6413.9	4914.7	50206.	8057.4
Stddev	28.2	20.0	139.	14.1
%RSD	.44000	.40672	.27647	.17488
Check ?	Chk Pass	Chk Pass	Chk Pass	Chk Pass
Value	82.672%	99.651%	94.735%	109.96%
Range				

Sample Name: 240-124137-f-1-d ms Acquired: 12/23/2019 18:20:19 Type: Unk
Method: 2019 ICP I9 6010 200.7 Methods(v185) Mode: CONC Corr. Factor: 1.000000
User: analyst Custom ID1: Custom ID2: Custom ID3:
Comment:

Elem	Ag3280	Al3082	As1890	B_1826	Ba4554	Be3130	Ca3179
IS Ref	(Y_3600)	(Y_3710)	(Y_2243)	(Y_2243)	(Y_3710)	(Y_3710)	(Y_3710)
Units	ppb	ppb	ppb	ppb	ppb	ppb	ppb
Avg	90.067	102600.	1831.1	885.71	2335.3	913.81	140120.
Stddev	.360	239.	12.6	5.51	3.7	1.31	263.
%RSD	.39958	.23321	.68664	.62242	.15657	.14292	.18765
Check ?	Chk Pass	Chk Pass	Chk Pass	Chk Pass	Chk Pass	Chk Pass	Chk Pass
High Limit							
Low Limit							

Elem	Cd2288	Co2286	Cr2677	Cu3273	Fe2599	K_7664	Li6707
IS Ref	(Y_2243)	(In2306)	(Y_3600)	(Y_3600)	(Y_3710)	(Y_3710)	(Y_3710)
Units	ppb	ppb	ppb	ppb	ppb	ppb	ppb
Avg	851.3	1037.7	1172.3	1336.9	236120.	52950.	1040.0
Stddev	5.8	8.7	3.4	2.0	2173.	120.	2.3
%RSD	.6854	.84099	.28974	.15159	.92032	.22583	.22164
Check ?	Chk Pass	Chk Pass	Chk Pass	Chk Pass	Chk Pass	Chk Pass	Chk Pass
High Limit							
Low Limit							

Elem	Mg2790	Mn2576	Mo2020	Na5895	Ni2316	Pb2203	Sb2175
IS Ref	(Y_3710)	(Y_3600)	(Y_2243)	(Y_3710)	(In2306)	(Y_2243)	(Y_2243)
Units	ppb	ppb	ppb	ppb	ppb	ppb	ppb
Avg	78759.	5711.3	861.08	43689.	1186.9	1368.4	324.0
Stddev	118.	37.4	11.07	53.	10.7	8.2	3.9
%RSD	.14982	.65566	1.2856	.12235	.90346	.59897	1.196
Check ?	Chk Pass	Chk Pass	Chk Pass	Chk Pass	Chk Pass	Chk Pass	Chk Pass
High Limit							
Low Limit							

Sample Name: 240-124137-f-1-d ms Acquired: 12/23/2019 18:20:19 Type: Unk
Method: 2019 ICP I9 6010 200.7 Methods(v185) Mode: CONC Corr. Factor: 1.000000
User: analyst Custom ID1: Custom ID2: Custom ID3:
Comment:

Elem	Se1960	Sn1899	Ti3372	Tl1908	V_2908	Zn2062	Si2516
IS Ref	(Y_2243)	(In2306)	(Y_3600)	(In2306)	(Y_3710)	(In2306)	(Y_3710)
Units	ppb	ppb	ppb	ppb	ppb	ppb	ppb
Avg	1638.5	1917.1	1457.1	1754.3	956.95	2057.4	5086.7
Stddev	11.8	15.0	4.2	33.3	4.39	18.2	52.6
%RSD	.71737	.78013	.28903	1.8988	.45849	.88632	1.0338
Check ?	Chk Pass	Chk Pass	Chk Pass	Chk Pass	Chk Pass	Chk Pass	Chk Pass
High Limit							
Low Limit							

Elem	Sr3464
IS Ref	(Y_3710)
Units	ppb
Avg	1000.3
Stddev	7.8
%RSD	.77730
Check ?	Chk Pass
High Limit	
Low Limit	

Int. Std.	In2306	Y_2243	Y_3600	Y_3710
Units	Cts/S	Cts/S	Cts/S	Cts/S
Avg	6547.3	4999.9	50645.	7917.4
Stddev	15.3	6.2	210.	16.9
%RSD	.23361	.12432	.41551	.21307
Check ?	Chk Pass	Chk Pass	Chk Pass	Chk Pass
Value	84.391%	101.38%	95.565%	108.05%
Range				

Sample Name: 240-124137-f-1-e msd Acquired: 12/23/2019 18:24:34 Type: Unk
Method: 2019 ICP I9 6010 200.7 Methods(v185) Mode: CONC Corr. Factor: 1.000000
User: analyst Custom ID1: Custom ID2: Custom ID3:
Comment:

Elem	Ag3280	Al3082	As1890	B_1826	Ba4554	Be3130	Ca3179
IS Ref	(Y_3600)	(Y_3710)	(Y_2243)	(Y_2243)	(Y_3710)	(Y_3710)	(Y_3710)
Units	ppb	ppb	ppb	ppb	ppb	ppb	ppb
Avg	91.973	120070.	1826.5	933.43	2539.4	926.69	203630.
Stddev	.376	113.	14.2	5.77	3.7	3.06	376.
%RSD	.40858	.09403	.77642	.61772	.14643	.32974	.18440
Check ?	Chk Pass	Chk Pass	Chk Pass	Chk Pass	Chk Pass	Chk Pass	Chk Pass
High Limit							
Low Limit							

Elem	Cd2288	Co2286	Cr2677	Cu3273	Fe2599	K_7664	Li6707
IS Ref	(Y_2243)	(In2306)	(Y_3600)	(Y_3600)	(Y_3710)	(Y_3710)	(Y_3710)
Units	ppb	ppb	ppb	ppb	ppb	ppb	ppb
Avg	854.6	1032.2	1173.0	1309.4	197100.	56569.	1057.7
Stddev	7.6	8.4	1.8	1.8	104.	100.	2.2
%RSD	.8836	.80923	.14950	.13414	.05292	.17624	.20723
Check ?	Chk Pass	Chk Pass	Chk Pass	Chk Pass	Chk Pass	Chk Pass	Chk Pass
High Limit							
Low Limit							

Elem	Mg2790	Mn2576	Mo2020	Na5895	Ni2316	Pb2203	Sb2175
IS Ref	(Y_3710)	(Y_3600)	(Y_2243)	(Y_3710)	(In2306)	(Y_2243)	(Y_2243)
Units	ppb	ppb	ppb	ppb	ppb	ppb	ppb
Avg	84710.	7946.0	862.61	44782.	1155.8	1553.1	348.4
Stddev	62.	67.9	10.71	115.	9.5	7.0	2.8
%RSD	.07272	.85441	1.2421	.25617	.82553	.45012	.7924
Check ?	Chk Pass	Chk Pass	Chk Pass	Chk Pass	Chk Pass	Chk Pass	Chk Pass
High Limit							
Low Limit							

Sample Name: 240-124137-f-1-e msd Acquired: 12/23/2019 18:24:34 Type: Unk
Method: 2019 ICP I9 6010 200.7 Methods(v185) Mode: CONC Corr. Factor: 1.000000
User: analyst Custom ID1: Custom ID2: Custom ID3:
Comment:

Elem	Se1960	Sn1899	Ti3372	Tl1908	V_2908	Zn2062	Si2516
IS Ref	(Y_2243)	(In2306)	(Y_3600)	(In2306)	(Y_3710)	(In2306)	(Y_3710)
Units	ppb	ppb	ppb	ppb	ppb	ppb	ppb
Avg	1641.8	1909.0	1898.0	1764.1	965.51	2135.8	6987.3
Stddev	16.3	17.2	3.7	33.6	6.28	16.4	79.3
%RSD	.99472	.89893	.19293	1.9062	.65037	.76837	1.1355
Check ?	Chk Pass	Chk Pass	Chk Pass	Chk Pass	Chk Pass	Chk Pass	Chk Pass
High Limit							
Low Limit							

Elem	Sr3464
IS Ref	(Y_3710)
Units	ppb
Avg	1114.6
Stddev	7.3
%RSD	.65720
Check ?	Chk Pass
High Limit	
Low Limit	

Int. Std.	In2306	Y_2243	Y_3600	Y_3710
Units	Cts/S	Cts/S	Cts/S	Cts/S
Avg	6469.5	4983.2	49937.	7897.7
Stddev	9.9	7.3	226.	33.7
%RSD	.15364	.14728	.45236	.42716
Check ?	Chk Pass	Chk Pass	Chk Pass	Chk Pass
Value	83.389%	101.04%	94.227%	107.78%
Range				

Sample Name: 240-124137-f-2-c Acquired: 12/23/2019 18:28:49 Type: Unk
Method: 2019 ICP I9 6010 200.7 Methods(v185) Mode: CONC Corr. Factor: 1.000000
User: analyst Custom ID1: Custom ID2: Custom ID3:
Comment:

Elem	Ag3280	Al3082	As1890	B_1826	Ba4554	Be3130	Ca3179
IS Ref	(Y_3600)	(Y_3710)	(Y_2243)	(Y_2243)	(Y_3710)	(Y_3710)	(Y_3710)
Units	ppb	ppb	ppb	ppb	ppb	ppb	ppb
Avg	-.83895	107170.	103.34	34.847	796.60	5.0736	12547.
Stddev	.34741	173.	1.67	.298	.92	.2037	6.
%RSD	41.410	.16172	1.6176	.85625	.11549	4.0141	.04839
Check ?	Chk Pass	Chk Pass	Chk Pass	Chk Pass	Chk Pass	Chk Pass	Chk Pass
High Limit							
Low Limit							

Elem	Cd2288	Co2286	Cr2677	Cu3273	Fe2599	K_7664	Li6707
IS Ref	(Y_2243)	(In2306)	(Y_3600)	(Y_3600)	(Y_3710)	(Y_3710)	(Y_3710)
Units	ppb	ppb	ppb	ppb	ppb	ppb	ppb
Avg	-.0470	45.013	146.62	72.049	258620.	14368.	236.55
Stddev	.1761	.281	4.86	.890	1410.	30.	2.19
%RSD	374.5	.62326	3.3169	1.2353	.54522	.20916	.92446
Check ?	Chk Pass	Chk Pass	Chk Pass	Chk Pass	Chk Pass	Chk Pass	Chk Pass
High Limit							
Low Limit							

Elem	Mg2790	Mn2576	Mo2020	Na5895	Ni2316	Pb2203	Sb2175
IS Ref	(Y_3710)	(Y_3600)	(Y_2243)	(Y_3710)	(In2306)	(Y_2243)	(Y_2243)
Units	ppb	ppb	ppb	ppb	ppb	ppb	ppb
Avg	15038.	979.44	3.1298	2128.8	111.68	105.60	.2023
Stddev	29.	28.88	.6775	9.3	.83	1.22	2.977
%RSD	.19251	2.9490	21.645	.43818	.74573	1.1554	1471.
Check ?	Chk Pass	Chk Pass	Chk Pass	Chk Pass	Chk Pass	Chk Pass	Chk Pass
High Limit							
Low Limit							

Sample Name: 240-124137-f-2-c Acquired: 12/23/2019 18:28:49 Type: Unk
Method: 2019 ICP I9 6010 200.7 Methods(v185) Mode: CONC Corr. Factor: 1.000000
User: analyst Custom ID1: Custom ID2: Custom ID3:
Comment:

Elem	Se1960	Sn1899	Ti3372	Tl1908	V_2908	Zn2062	Si2516
IS Ref	(Y_2243)	(In2306)	(Y_3600)	(In2306)	(Y_3710)	(In2306)	(Y_3710)
Units	ppb	ppb	ppb	ppb	ppb	ppb	ppb
Avg	.28180	22.899	231.84	2.0970	182.39	497.72	1923.0
Stddev	2.8436	.962	6.95	1.2465	1.68	4.13	17.1
%RSD	1009.1	4.1989	2.9969	59.440	.92150	.83056	.88788
Check ?	Chk Pass	Chk Pass	Chk Pass	Chk Pass	Chk Pass	Chk Pass	Chk Pass
High Limit							
Low Limit							

Elem	Sr3464
IS Ref	(Y_3710)
Units	ppb
Avg	112.04
Stddev	4.72
%RSD	4.2142
Check ?	Chk Pass
High Limit	
Low Limit	

Int. Std.	In2306	Y_2243	Y_3600	Y_3710
Units	Cts/S	Cts/S	Cts/S	Cts/S
Avg	7129.0	5139.5	50821.	7892.0
Stddev	10.4	14.7	1185.	11.2
%RSD	.14569	.28608	2.3311	.14168
Check ?	Chk Pass	Chk Pass	Chk Pass	Chk Pass
Value	91.890%	104.21%	95.895%	107.71%
Range				

Sample Name: CCV-4543978 Acquired: 12/23/2019 18:33:08 Type: QC
Method: 2019 ICP I9 6010 200.7 Methods(v185) Mode: CONC Corr. Factor: 1.000000
User: analyst Custom ID1: Custom ID2: Custom ID3:
Comment:

Elem	Ag3280	Al3082	As1890	B_1826	Ba4554	Be3130	Ca3179	Cd2288
IS Ref	(Y_3600)	(Y_3710)	(Y_2243)	(Y_2243)	(Y_3710)	(Y_3710)	(Y_3710)	(Y_2243)
Units	ppb	ppb	ppb	ppb	ppb	ppb	ppb	ppb
Avg	1020.6	46684.	2025.6	5134.6	2029.6	2124.5	47984.	1974.
Stddev	.7	50.	4.6	2.8	3.8	2.6	95.	1.
%RSD	.07053	.10680	.22486	.05527	.18544	.12415	.19708	.0532
Check ?	Chk Pass	Chk Pass	Chk Pass	Chk Pass	Chk Pass	Chk Pass	Chk Pass	Chk Pass
Value								
Range								

Elem	Co2286	Cr2677	Cu3273	Fe2599	K_7664	Li6707	Mg2790	Mn2576
IS Ref	(In2306)	(Y_3600)	(Y_3600)	(Y_3710)	(Y_3710)	(Y_3710)	(Y_3710)	(Y_3600)
Units	ppb	ppb	ppb	ppb	ppb	ppb	ppb	ppb
Avg	2080.6	2005.3	2044.6	48345.	46668.	2020.4	50176.	2164.9
Stddev	3.3	5.0	4.3	104.	84.	5.0	51.	4.7
%RSD	.15984	.24792	.20902	.21547	.17908	.24949	.10152	.21864
Check ?	Chk Pass	Chk Pass	Chk Pass	Chk Pass	Chk Pass	Chk Pass	Chk Pass	Chk Pass
Value								
Range								

Elem	Mo2020	Na5895	Ni2316	Pb2203	Sb2175	Se1960	Sn1899	Ti3372
IS Ref	(Y_2243)	(Y_3710)	(In2306)	(Y_2243)	(Y_2243)	(Y_2243)	(In2306)	(Y_3600)
Units	ppb	ppb	ppb	ppb	ppb	ppb	ppb	ppb
Avg	2028.3	49704.	2073.5	1944.1	1973.	1970.0	2038.8	2208.4
Stddev	17.8	74.	2.6	3.3	.	1.2	3.6	6.5
%RSD	.87903	.14907	.12691	.16816	.0251	.06169	.17770	.29347
Check ?	Chk Pass	Chk Pass	Chk Pass	Chk Pass	Chk Pass	Chk Pass	Chk Pass	Chk Pass
Value								
Range								

Sample Name: CCV-4543978 Acquired: 12/23/2019 18:33:08 Type: QC
Method: 2019 ICP I9 6010 200.7 Methods(v185) Mode: CONC Corr. Factor: 1.000000
User: analyst Custom ID1: Custom ID2: Custom ID3:
Comment:

Elem	Tl1908	V_2908	Zn2062	Si2516	Sr3464
IS Ref	(In2306)	(Y_3710)	(In2306)	(Y_3710)	(Y_3710)
Units	ppb	ppb	ppb	ppb	ppb
Avg	1972.4	1887.4	2134.1	19685.	1865.0
Stddev	14.3	7.4	4.8	62.	10.1
%RSD	.72595	.39226	.22474	.31680	.54266
Check ?	Chk Pass	Chk Pass	Chk Pass	Chk Pass	Chk Pass
Value					
Range					

Int. Std.	In2306	Y_2243	Y_3600	Y_3710
Units	Cts/S	Cts/S	Cts/S	Cts/S
Avg	6821.2	4765.0	47884.	7335.2
Stddev	13.2	9.3	88.	6.7
%RSD	.19412	.19589	.18424	.09202

Sample Name: CCB Acquired: 12/23/2019 18:37:06 Type: QC
Method: 2019 ICP I9 6010 200.7 Methods(v185) Mode: CONC Corr. Factor: 1.000000
User: analyst Custom ID1: Custom ID2: Custom ID3:
Comment:

Elem	Ag3280	Al3082	As1890	B_1826	Ba4554	Be3130	Ca3179	Cd2288
IS Ref	(Y_3600)	(Y_3710)	(Y_2243)	(Y_2243)	(Y_3710)	(Y_3710)	(Y_3710)	(Y_2243)
Units	ppb	ppb	ppb	ppb	ppb	ppb	ppb	ppb
Avg	.85112	-12.942	-1.9263	6.2596	.25900	.09156	-55.241	.0003
Stddev	.16527	23.656	1.6562	.4026	.17019	.20033	2.413	.1270
%RSD	19.418	182.78	85.979	6.4315	65.712	218.80	4.3676	45650.
Check ?	Chk Pass	Chk Pass	Chk Pass	Chk Pass	Chk Pass	Chk Pass	Chk Pass	Chk Pass
High Limit								
Low Limit								

Elem	Co2286	Cr2677	Cu3273	Fe2599	K_7664	Li6707	Mg2790	Mn2576
IS Ref	(In2306)	(Y_3600)	(Y_3600)	(Y_3710)	(Y_3710)	(Y_3710)	(Y_3710)	(Y_3600)
Units	ppb	ppb	ppb	ppb	ppb	ppb	ppb	ppb
Avg	.28640	.78960	1.2178	3.0481	36.047	5.1979	8.3311	-.09747
Stddev	.21553	.28428	.3346	.5107	43.786	4.0388	7.3596	.12275
%RSD	75.254	36.004	27.472	16.753	121.47	77.701	88.339	125.94
Check ?	Chk Pass	Chk Pass	Chk Pass	Chk Pass	Chk Pass	Chk Pass	Chk Pass	Chk Pass
High Limit								
Low Limit								

Elem	Mo2020	Na5895	Ni2316	Pb2203	Sb2175	Se1960	Sn1899	Ti3372
IS Ref	(Y_2243)	(Y_3710)	(In2306)	(Y_2243)	(Y_2243)	(Y_2243)	(In2306)	(Y_3600)
Units	ppb	ppb	ppb	ppb	ppb	ppb	ppb	ppb
Avg	5.7347	190.80	-.05963	1.0951	-2.919	1.5266	-.56189	-.52492
Stddev	2.8832	14.51	.38688	1.5892	.955	1.4355	.79275	.25664
%RSD	50.276	7.6040	648.85	145.12	32.71	94.032	141.09	48.891
Check ?	Chk Pass	Chk Pass	Chk Pass	Chk Pass	Chk Pass	Chk Pass	Chk Pass	Chk Pass
High Limit								
Low Limit								

Sample Name: CCB Acquired: 12/23/2019 18:37:06 Type: QC
Method: 2019 ICP I9 6010 200.7 Methods(v185) Mode: CONC Corr. Factor: 1.000000
User: analyst Custom ID1: Custom ID2: Custom ID3:
Comment:

Elem	Tl1908	V_2908	Zn2062	Si2516	Sr3464
IS Ref	(In2306)	(Y_3710)	(In2306)	(Y_3710)	(Y_3710)
Units	ppb	ppb	ppb	ppb	ppb
Avg	4.8651	.14022	-2.0883	14.922	-1.2810
Stddev	.1719	2.4603	.1117	5.683	3.7520
%RSD	3.5336	1754.7	5.3482	38.083	292.89
Check ?	Chk Pass	Chk Pass	Chk Pass	Chk Pass	Chk Pass
High Limit					
Low Limit					

Int. Std.	In2306	Y_2243	Y_3600	Y_3710
Units	Cts/S	Cts/S	Cts/S	Cts/S
Avg	7951.8	5023.8	51127.	7414.1
Stddev	11.6	12.0	151.	54.3
%RSD	.14586	.23836	.29532	.73286

Sample Name: 240-124137-f-3-c Acquired: 12/23/2019 18:41:32 Type: Unk
Method: 2019 ICP I9 6010 200.7 Methods(v185) Mode: CONC Corr. Factor: 1.000000
User: analyst Custom ID1: Custom ID2: Custom ID3:
Comment:

Elem	Ag3280	Al3082	As1890	B_1826	Ba4554	Be3130	Ca3179
IS Ref	(Y_3600)	(Y_3710)	(Y_2243)	(Y_2243)	(Y_3710)	(Y_3710)	(Y_3710)
Units	ppb	ppb	ppb	ppb	ppb	ppb	ppb
Avg	-.77269	67645.	32.671	25.554	397.10	3.2127	10103.
Stddev	.17993	115.	2.075	.434	.81	.2150	22.
%RSD	23.287	.17021	6.3521	1.6993	.20336	6.6933	.21590
Check ?	Chk Pass	Chk Pass	Chk Pass	Chk Pass	Chk Pass	Chk Pass	Chk Pass
High Limit							
Low Limit							

Elem	Cd2288	Co2286	Cr2677	Cu3273	Fe2599	K_7664	Li6707
IS Ref	(Y_2243)	(In2306)	(Y_3600)	(Y_3600)	(Y_3710)	(Y_3710)	(Y_3710)
Units	ppb	ppb	ppb	ppb	ppb	ppb	ppb
Avg	-.1101	38.819	93.947	37.107	112030.	10727.	178.51
Stddev	.0560	.021	.179	.325	72.	43.	1.52
%RSD	50.85	.05398	.19097	.87460	.06387	.40185	.85401
Check ?	Chk Pass	Chk Pass	Chk Pass	Chk Pass	Chk Pass	Chk Pass	Chk Pass
High Limit							
Low Limit							

Elem	Mg2790	Mn2576	Mo2020	Na5895	Ni2316	Pb2203	Sb2175
IS Ref	(Y_3710)	(Y_3600)	(Y_2243)	(Y_3710)	(In2306)	(Y_2243)	(Y_2243)
Units	ppb	ppb	ppb	ppb	ppb	ppb	ppb
Avg	9882.9	639.84	-3.6009	7164.1	75.334	55.354	-.1882
Stddev	33.6	1.55	.8101	18.2	.547	1.402	1.815
%RSD	.34047	.24238	22.497	.25457	.72646	2.5323	964.4
Check ?	Chk Pass	Chk Pass	Chk Pass	Chk Pass	Chk Pass	Chk Pass	Chk Pass
High Limit							
Low Limit							

Sample Name: 240-124137-f-3-c Acquired: 12/23/2019 18:41:32 Type: Unk
Method: 2019 ICP I9 6010 200.7 Methods(v185) Mode: CONC Corr. Factor: 1.000000
User: analyst Custom ID1: Custom ID2: Custom ID3:
Comment:

Elem	Se1960	Sn1899	Ti3372	Tl1908	V_2908	Zn2062	Si2516
IS Ref	(Y_2243)	(In2306)	(Y_3600)	(In2306)	(Y_3710)	(In2306)	(Y_3710)
Units	ppb	ppb	ppb	ppb	ppb	ppb	ppb
Avg	-.49836	18.352	197.10	-1.5875	105.48	297.23	1520.1
Stddev	1.6129	.967	.28	1.4310	3.12	1.63	12.1
%RSD	323.65	5.2671	.14262	90.138	2.9593	.54837	.79732
Check ?	Chk Pass	Chk Pass	Chk Pass	Chk Pass	Chk Pass	Chk Pass	Chk Pass
High Limit							
Low Limit							

Elem	Sr3464
IS Ref	(Y_3710)
Units	ppb
Avg	90.353
Stddev	2.334
%RSD	2.5837
Check ?	Chk Pass
High Limit	
Low Limit	

Int. Std.	In2306	Y_2243	Y_3600	Y_3710
Units	Cts/S	Cts/S	Cts/S	Cts/S
Avg	7323.0	5109.6	51343.	7792.6
Stddev	31.0	22.4	81.	50.1
%RSD	.42351	.43807	.15820	.64289
Check ?	Chk Pass	Chk Pass	Chk Pass	Chk Pass
Value	94.390%	103.60%	96.881%	106.35%
Range				

Sample Name: 460-199003-b-1-a Acquired: 12/23/2019 18:45:44 Type: Unk
Method: 2019 ICP I9 6010 200.7 Methods(v185) Mode: CONC Corr. Factor: 1.000000
User: analyst Custom ID1: Custom ID2: Custom ID3:
Comment:

Elem	Ag3280	Al3082	As1890	B_1826	Ba4554	Be3130	Ca3179	Cd2288
IS Ref	(Y_3600)	(Y_3710)	(Y_2243)	(Y_2243)	(Y_3710)	(Y_3710)	(Y_3710)	(Y_2243)
Units	ppb	ppb	ppb	ppb	ppb	ppb	ppb	ppb
Avg	.62510	-42.587	-5.0039	1874.3	.54933	-.04327	1478.3	.0470
Stddev	.49104	18.480	1.1080	6.1	.33209	.05877	8.3	.2014
%RSD	78.554	43.393	22.143	.32418	60.453	135.82	.55955	428.9
Check ?	Chk Pass	Chk Pass	Chk Pass	Chk Pass	Chk Pass	Chk Pass	Chk Pass	Chk Pass
High Limit								
Low Limit								

Elem	Co2286	Cr2677	Cu3273	Fe2599	K_7664	Li6707	Mg2790	Mn2576
IS Ref	(In2306)	(Y_3600)	(Y_3600)	(Y_3710)	(Y_3710)	(Y_3710)	(Y_3710)	(Y_3600)
Units	ppb	ppb	ppb	ppb	ppb	ppb	ppb	ppb
Avg	.15999	1.4818	12.465	76.899	122.29	3.9453	134.72	1.2168
Stddev	.38492	.3507	.671	.746	25.75	2.6416	13.37	.0251
%RSD	240.59	23.669	5.3828	.97005	21.058	66.956	9.9234	2.0656
Check ?	Chk Pass	Chk Pass	Chk Pass	Chk Pass	Chk Pass	Chk Pass	Chk Pass	Chk Pass
High Limit								
Low Limit								

Elem	Mo2020	Na5895	Ni2316	Pb2203	Sb2175	Se1960	Sn1899	Ti3372
IS Ref	(Y_2243)	(Y_3710)	(In2306)	(Y_2243)	(Y_2243)	(Y_2243)	(In2306)	(Y_3600)
Units	ppb	ppb	ppb	ppb	ppb	ppb	ppb	ppb
Avg	392.98	244.80	-.57163	7.8291	-3.316	-1.1547	16.321	-.15909
Stddev	3.33	12.81	.29607	1.1428	3.872	3.1645	.026	.19369
%RSD	.84786	5.2310	51.794	14.597	116.8	274.05	.15707	121.75
Check ?	Chk Pass	Chk Pass	Chk Pass	Chk Pass	Chk Pass	Chk Pass	Chk Pass	Chk Pass
High Limit								
Low Limit								

Sample Name: 460-199003-b-1-a Acquired: 12/23/2019 18:45:44 Type: Unk
Method: 2019 ICP I9 6010 200.7 Methods(v185) Mode: CONC Corr. Factor: 1.000000
User: analyst Custom ID1: Custom ID2: Custom ID3:
Comment:

Elem	Tl1908	V_2908	Zn2062	Si2516	Sr3464
IS Ref	(In2306)	(Y_3710)	(In2306)	(Y_3710)	(Y_3710)
Units	ppb	ppb	ppb	ppb	ppb
Avg	-2.5470	-3.3381	919.22	892.91	4.5419
Stddev	.7749	5.0935	4.55	7.21	1.4125
%RSD	30.424	152.59	.49471	.80691	31.099
Check ?	Chk Pass	Chk Pass	Chk Pass	Chk Pass	Chk Pass
High Limit					
Low Limit					

Int. Std.	In2306	Y_2243	Y_3600	Y_3710
Units	Cts/S	Cts/S	Cts/S	Cts/S
Avg	8008.8	5041.0	51652.	7638.9
Stddev	12.2	8.8	241.	8.0
%RSD	.15258	.17472	.46677	.10433
Check ?	Chk Pass	Chk Pass	Chk Pass	Chk Pass
Value	103.23%	102.21%	97.465%	104.25%
Range				

Sample Name: 460-199003-b-2-a Acquired: 12/23/2019 18:50:04 Type: Unk
Method: 2019 ICP I9 6010 200.7 Methods(v185) Mode: CONC Corr. Factor: 1.000000
User: analyst Custom ID1: Custom ID2: Custom ID3:
Comment:

Elem	Ag3280	Al3082	As1890	B_1826	Ba4554	Be3130	Ca3179	Cd2288
IS Ref	(Y_3600)	(Y_3710)	(Y_2243)	(Y_2243)	(Y_3710)	(Y_3710)	(Y_3710)	(Y_2243)
Units	ppb	ppb	ppb	ppb	ppb	ppb	ppb	ppb
Avg	.64999	-15.608	-1.4861	854.02	.52977	.07745	1548.2	.0070
Stddev	.36532	17.568	2.1507	3.30	.18211	.12403	6.5	.2266
%RSD	56.203	112.56	144.72	.38638	34.374	160.15	.41803	3222.
Check ?	Chk Pass	Chk Pass	Chk Pass	Chk Pass	Chk Pass	Chk Pass	Chk Pass	Chk Pass
High Limit								
Low Limit								

Elem	Co2286	Cr2677	Cu3273	Fe2599	K_7664	Li6707	Mg2790	Mn2576
IS Ref	(In2306)	(Y_3600)	(Y_3600)	(Y_3710)	(Y_3710)	(Y_3710)	(Y_3710)	(Y_3600)
Units	ppb	ppb	ppb	ppb	ppb	ppb	ppb	ppb
Avg	.04417	1.3405	25.228	404.96	110.92	4.3875	264.85	5.1806
Stddev	.23779	.4266	.744	5.25	28.85	.8697	14.90	.0548
%RSD	538.33	31.827	2.9496	1.2962	26.014	19.823	5.6248	1.0576
Check ?	Chk Pass	Chk Pass	Chk Pass	Chk Pass	Chk Pass	Chk Pass	Chk Pass	Chk Pass
High Limit								
Low Limit								

Elem	Mo2020	Na5895	Ni2316	Pb2203	Sb2175	Se1960	Sn1899	Ti3372
IS Ref	(Y_2243)	(Y_3710)	(In2306)	(Y_2243)	(Y_2243)	(Y_2243)	(In2306)	(Y_3600)
Units	ppb	ppb	ppb	ppb	ppb	ppb	ppb	ppb
Avg	557.10	307.47	-.17271	37.114	-2.536	1.8066	25.198	.81476
Stddev	4.35	4.44	.66221	1.472	2.736	.9548	.032	.44308
%RSD	.78118	1.4454	383.43	3.9655	107.9	52.850	.12657	54.382
Check ?	Chk Pass	Chk Pass	Chk Pass	Chk Pass	Chk Pass	Chk Pass	Chk Pass	Chk Pass
High Limit								
Low Limit								

Sample Name: 460-199003-b-2-a Acquired: 12/23/2019 18:50:04 Type: Unk
Method: 2019 ICP I9 6010 200.7 Methods(v185) Mode: CONC Corr. Factor: 1.000000
User: analyst Custom ID1: Custom ID2: Custom ID3:
Comment:

Elem	Tl1908	V_2908	Zn2062	Si2516	Sr3464
IS Ref	(In2306)	(Y_3710)	(In2306)	(Y_3710)	(Y_3710)
Units	ppb	ppb	ppb	ppb	ppb
Avg	-1.1002	-2.6385	844.42	124.03	7.9237
Stddev	.1482	2.2181	6.55	6.92	3.8773
%RSD	13.469	84.065	.77595	5.5818	48.934
Check ?	Chk Pass	Chk Pass	Chk Pass	Chk Pass	Chk Pass
High Limit					
Low Limit					

Int. Std.	In2306	Y_2243	Y_3600	Y_3710
Units	Cts/S	Cts/S	Cts/S	Cts/S
Avg	7965.9	5019.6	51889.	7693.5
Stddev	.9	2.6	37.	43.9
%RSD	.01085	.05182	.07118	.57017
Check ?	Chk Pass	Chk Pass	Chk Pass	Chk Pass
Value	102.68%	101.78%	97.911%	105.00%
Range				

Sample Name: 460-199003-b-3-a Acquired: 12/23/2019 18:54:24 Type: Unk
Method: 2019 ICP I9 6010 200.7 Methods(v185) Mode: CONC Corr. Factor: 1.000000
User: analyst Custom ID1: Custom ID2: Custom ID3:
Comment:

Elem	Ag3280	Al3082	As1890	B_1826	Ba4554	Be3130	Ca3179	Cd2288
IS Ref	(Y_3600)	(Y_3710)	(Y_2243)	(Y_2243)	(Y_3710)	(Y_3710)	(Y_3710)	(Y_2243)
Units	ppb	ppb	ppb	ppb	ppb	ppb	ppb	ppb
Avg	.82212	-9.9470	-4.4336	965.90	.49371	.02124	1159.2	.0824
Stddev	.52550	17.607	1.5782	3.46	.15306	.16194	7.7	.1403
%RSD	63.921	177.00	35.596	.35780	31.001	762.38	.66449	170.2
Check ?	Chk Pass	Chk Pass	Chk Pass	Chk Pass	Chk Pass	Chk Pass	Chk Pass	Chk Pass
High Limit								
Low Limit								

Elem	Co2286	Cr2677	Cu3273	Fe2599	K_7664	Li6707	Mg2790	Mn2576
IS Ref	(In2306)	(Y_3600)	(Y_3600)	(Y_3710)	(Y_3710)	(Y_3710)	(Y_3710)	(Y_3600)
Units	ppb	ppb	ppb	ppb	ppb	ppb	ppb	ppb
Avg	-.07656	1.3098	9.1292	166.76	81.666	5.3200	300.61	2.5446
Stddev	.31702	.1353	1.0662	.81	24.618	2.7724	3.83	.0617
%RSD	414.08	10.332	11.679	.48617	30.144	52.113	1.2746	2.4252
Check ?	Chk Pass	Chk Pass	Chk Pass	Chk Pass	Chk Pass	Chk Pass	Chk Pass	Chk Pass
High Limit								
Low Limit								

Elem	Mo2020	Na5895	Ni2316	Pb2203	Sb2175	Se1960	Sn1899	Ti3372
IS Ref	(Y_2243)	(Y_3710)	(In2306)	(Y_2243)	(Y_2243)	(Y_2243)	(In2306)	(Y_3600)
Units	ppb	ppb	ppb	ppb	ppb	ppb	ppb	ppb
Avg	248.18	249.66	1.0176	130.65	-3.319	-1.8088	15.696	-.02506
Stddev	2.49	10.93	.5826	.95	2.457	2.4210	.130	.13969
%RSD	1.0033	4.3795	57.250	.72749	74.02	133.84	.82556	557.37
Check ?	Chk Pass	Chk Pass	Chk Pass	Chk Pass	Chk Pass	Chk Pass	Chk Pass	Chk Pass
High Limit								
Low Limit								

Sample Name: 460-199003-b-3-a Acquired: 12/23/2019 18:54:24 Type: Unk
Method: 2019 ICP I9 6010 200.7 Methods(v185) Mode: CONC Corr. Factor: 1.000000
User: analyst Custom ID1: Custom ID2: Custom ID3:
Comment:

Elem	Tl1908	V_2908	Zn2062	Si2516	Sr3464
IS Ref	(In2306)	(Y_3710)	(In2306)	(Y_3710)	(Y_3710)
Units	ppb	ppb	ppb	ppb	ppb
Avg	-2.9788	-1.0932	3201.2	87.861	4.9157
Stddev	.7004	5.0662	19.0	8.168	2.4640
%RSD	23.513	463.43	.59487	9.2970	50.125
Check ?	Chk Pass	Chk Pass	Chk Pass	Chk Pass	Chk Pass
High Limit					
Low Limit					

Int. Std.	In2306	Y_2243	Y_3600	Y_3710
Units	Cts/S	Cts/S	Cts/S	Cts/S
Avg	7995.8	5040.9	52049.	7705.5
Stddev	7.5	6.7	182.	1.1
%RSD	.09404	.13226	.35054	.01429
Check ?	Chk Pass	Chk Pass	Chk Pass	Chk Pass
Value	103.06%	102.21%	98.213%	105.16%
Range				

Sample Name: 460-199003-b-4-a Acquired: 12/23/2019 18:58:43 Type: Unk
Method: 2019 ICP I9 6010 200.7 Methods(v185) Mode: CONC Corr. Factor: 1.000000
User: analyst Custom ID1: Custom ID2: Custom ID3:
Comment:

Elem	Ag3280	Al3082	As1890	B_1826	Ba4554	Be3130	Ca3179	Cd2288
IS Ref	(Y_3600)	(Y_3710)	(Y_2243)	(Y_2243)	(Y_3710)	(Y_3710)	(Y_3710)	(Y_2243)
Units	ppb	ppb	ppb	ppb	ppb	ppb	ppb	ppb
Avg	.90541	-32.464	-2.7343	2365.4	1.9376	.04775	3087.7	.0239
Stddev	.34617	14.911	.6567	15.1	.3356	.22270	37.0	.2122
%RSD	38.234	45.932	24.018	.63914	17.322	466.39	1.1971	886.3
Check ?	Chk Pass	Chk Pass	Chk Pass	Chk Pass	Chk Pass	Chk Pass	Chk Pass	Chk Pass
High Limit								
Low Limit								

Elem	Co2286	Cr2677	Cu3273	Fe2599	K_7664	Li6707	Mg2790	Mn2576
IS Ref	(In2306)	(Y_3600)	(Y_3600)	(Y_3710)	(Y_3710)	(Y_3710)	(Y_3710)	(Y_3600)
Units	ppb	ppb	ppb	ppb	ppb	ppb	ppb	ppb
Avg	.06918	2.0090	58.596	381.02	67.032	4.6222	143.50	363.96
Stddev	.24710	.5865	.120	3.96	58.503	2.1535	17.09	.86
%RSD	357.16	29.195	.20550	1.0396	87.277	46.590	11.911	.23720
Check ?	Chk Pass	Chk Pass	Chk Pass	Chk Pass	Chk Pass	Chk Pass	Chk Pass	Chk Pass
High Limit								
Low Limit								

Elem	Mo2020	Na5895	Ni2316	Pb2203	Sb2175	Se1960	Sn1899	Ti3372
IS Ref	(Y_2243)	(Y_3710)	(In2306)	(Y_2243)	(Y_2243)	(Y_2243)	(In2306)	(Y_3600)
Units	ppb	ppb	ppb	ppb	ppb	ppb	ppb	ppb
Avg	505.18	231.30	.87279	30.105	-1.682	2.8629	15.881	2.8684
Stddev	6.11	12.50	.40460	1.523	1.049	1.9406	.298	.0280
%RSD	1.2094	5.4048	46.357	5.0585	62.35	67.785	1.8745	.97467
Check ?	Chk Pass	Chk Pass	Chk Pass	Chk Pass	Chk Pass	Chk Pass	Chk Pass	Chk Pass
High Limit								
Low Limit								

Sample Name: 460-199003-b-4-a Acquired: 12/23/2019 18:58:43 Type: Unk
Method: 2019 ICP I9 6010 200.7 Methods(v185) Mode: CONC Corr. Factor: 1.000000
User: analyst Custom ID1: Custom ID2: Custom ID3:
Comment:

Elem	Tl1908	V_2908	Zn2062	Si2516	Sr3464
IS Ref	(In2306)	(Y_3710)	(In2306)	(Y_3710)	(Y_3710)
Units	ppb	ppb	ppb	ppb	ppb
Avg	-1.6042	1.7337	1596.5	56.538	6.6371
Stddev	1.1217	5.8456	13.3	6.380	5.2553
%RSD	69.923	337.17	.83142	11.285	79.182
Check ?	Chk Pass	Chk Pass	Chk Pass	Chk Pass	Chk Pass
High Limit					
Low Limit					

Int. Std.	In2306	Y_2243	Y_3600	Y_3710
Units	Cts/S	Cts/S	Cts/S	Cts/S
Avg	8047.5	5077.1	52746.	7809.5
Stddev	9.0	1.9	212.	31.6
%RSD	.11228	.03708	.40269	.40446
Check ?	Chk Pass	Chk Pass	Chk Pass	Chk Pass
Value	103.73%	102.94%	99.529%	106.58%
Range				

Sample Name: 460-199003-b-5-a Acquired: 12/23/2019 19:03:04 Type: Unk
Method: 2019 ICP I9 6010 200.7 Methods(v185) Mode: CONC Corr. Factor: 1.000000
User: analyst Custom ID1: Custom ID2: Custom ID3:
Comment:

Elem	Ag3280	Al3082	As1890	B_1826	Ba4554	Be3130	Ca3179	Cd2288
IS Ref	(Y_3600)	(Y_3710)	(Y_2243)	(Y_2243)	(Y_3710)	(Y_3710)	(Y_3710)	(Y_2243)
Units	ppb	ppb	ppb	ppb	ppb	ppb	ppb	ppb
Avg	1.3012	-6.2254	-2.2616	911.86	.43323	.05720	1081.9	.1530
Stddev	.3598	40.622	2.4542	4.57	.15614	.17448	10.0	.0698
%RSD	27.652	652.52	108.51	.50106	36.041	305.05	.92051	45.61
Check ?	Chk Pass	Chk Pass	Chk Pass	Chk Pass	Chk Pass	Chk Pass	Chk Pass	Chk Pass
High Limit								
Low Limit								

Elem	Co2286	Cr2677	Cu3273	Fe2599	K_7664	Li6707	Mg2790	Mn2576
IS Ref	(In2306)	(Y_3600)	(Y_3600)	(Y_3710)	(Y_3710)	(Y_3710)	(Y_3710)	(Y_3600)
Units	ppb	ppb	ppb	ppb	ppb	ppb	ppb	ppb
Avg	.18613	1.9632	42.238	375.59	102.62	6.3882	209.40	230.83
Stddev	.07566	.0729	1.444	3.25	22.83	.7642	4.73	.70
%RSD	40.651	3.7155	3.4180	.86655	22.247	11.962	2.2591	.30406
Check ?	Chk Pass	Chk Pass	Chk Pass	Chk Pass	Chk Pass	Chk Pass	Chk Pass	Chk Pass
High Limit								
Low Limit								

Elem	Mo2020	Na5895	Ni2316	Pb2203	Sb2175	Se1960	Sn1899	Ti3372
IS Ref	(Y_2243)	(Y_3710)	(In2306)	(Y_2243)	(Y_2243)	(Y_2243)	(In2306)	(Y_3600)
Units	ppb	ppb	ppb	ppb	ppb	ppb	ppb	ppb
Avg	678.63	283.46	.31788	24.829	-3.253	.50694	14.912	10.824
Stddev	7.46	3.72	.46840	1.074	1.858	1.2510	.732	.205
%RSD	1.1000	1.3132	147.35	4.3255	57.12	246.76	4.9100	1.8900
Check ?	Chk Pass	Chk Pass	Chk Pass	Chk Pass	Chk Pass	Chk Pass	Chk Pass	Chk Pass
High Limit								
Low Limit								

Sample Name: 460-199003-b-5-a Acquired: 12/23/2019 19:03:04 Type: Unk
Method: 2019 ICP I9 6010 200.7 Methods(v185) Mode: CONC Corr. Factor: 1.000000
User: analyst Custom ID1: Custom ID2: Custom ID3:
Comment:

Elem	Tl1908	V_2908	Zn2062	Si2516	Sr3464
IS Ref	(In2306)	(Y_3710)	(In2306)	(Y_3710)	(Y_3710)
Units	ppb	ppb	ppb	ppb	ppb
Avg	-2.1669	.76544	583.00	74.437	4.1029
Stddev	.8869	1.7250	3.40	4.925	3.1088
%RSD	40.932	225.36	.58252	6.6159	75.770
Check ?	Chk Pass	Chk Pass	Chk Pass	Chk Pass	Chk Pass
High Limit					
Low Limit					

Int. Std.	In2306	Y_2243	Y_3600	Y_3710
Units	Cts/S	Cts/S	Cts/S	Cts/S
Avg	8048.7	5069.0	52429.	7754.6
Stddev	12.1	8.2	173.	28.6
%RSD	.15075	.16086	.33033	.36943
Check ?	Chk Pass	Chk Pass	Chk Pass	Chk Pass
Value	103.74%	102.78%	98.930%	105.83%
Range				

Sample Name: 460-199003-b-6-a Acquired: 12/23/2019 19:07:24 Type: Unk
Method: 2019 ICP I9 6010 200.7 Methods(v185) Mode: CONC Corr. Factor: 1.000000
User: analyst Custom ID1: Custom ID2: Custom ID3:
Comment:

Elem	Ag3280	Al3082	As1890	B_1826	Ba4554	Be3130	Ca3179	Cd2288
IS Ref	(Y_3600)	(Y_3710)	(Y_2243)	(Y_2243)	(Y_3710)	(Y_3710)	(Y_3710)	(Y_2243)
Units	ppb	ppb	ppb	ppb	ppb	ppb	ppb	ppb
Avg	.92358	-46.376	-1.3848	1097.8	.34606	-.05065	830.05	.1680
Stddev	.85088	27.256	2.7121	8.8	.28696	.07934	5.29	.1742
%RSD	92.128	58.771	195.84	.80368	82.923	156.65	.63732	103.7
Check ?	Chk Pass	Chk Pass	Chk Pass	Chk Pass	Chk Pass	Chk Pass	Chk Pass	Chk Pass
High Limit								
Low Limit								

Elem	Co2286	Cr2677	Cu3273	Fe2599	K_7664	Li6707	Mg2790	Mn2576
IS Ref	(In2306)	(Y_3600)	(Y_3600)	(Y_3710)	(Y_3710)	(Y_3710)	(Y_3710)	(Y_3600)
Units	ppb	ppb	ppb	ppb	ppb	ppb	ppb	ppb
Avg	.08734	1.2837	14.181	144.05	102.35	4.2348	268.06	3.9987
Stddev	.16232	.2224	.575	1.63	7.78	2.4370	14.00	.0492
%RSD	185.86	17.325	4.0532	1.1348	7.5978	57.547	5.2217	1.2308
Check ?	Chk Pass	Chk Pass	Chk Pass	Chk Pass	Chk Pass	Chk Pass	Chk Pass	Chk Pass
High Limit								
Low Limit								

Elem	Mo2020	Na5895	Ni2316	Pb2203	Sb2175	Se1960	Sn1899	Ti3372
IS Ref	(Y_2243)	(Y_3710)	(In2306)	(Y_2243)	(Y_2243)	(Y_2243)	(In2306)	(Y_3600)
Units	ppb	ppb	ppb	ppb	ppb	ppb	ppb	ppb
Avg	649.07	232.99	-.93412	8.5155	-3.470	-.00957	14.904	-.21868
Stddev	7.88	3.29	.60070	1.7115	.801	1.0215	.383	.27012
%RSD	1.2141	1.4119	64.307	20.098	23.08	10669.	2.5685	123.53
Check ?	Chk Pass	Chk Pass	Chk Pass	Chk Pass	Chk Pass	Chk Pass	Chk Pass	Chk Pass
High Limit								
Low Limit								

Sample Name: 460-199003-b-6-a Acquired: 12/23/2019 19:07:24 Type: Unk
Method: 2019 ICP I9 6010 200.7 Methods(v185) Mode: CONC Corr. Factor: 1.000000
User: analyst Custom ID1: Custom ID2: Custom ID3:
Comment:

Elem	Tl1908	V_2908	Zn2062	Si2516	Sr3464
IS Ref	(In2306)	(Y_3710)	(In2306)	(Y_3710)	(Y_3710)
Units	ppb	ppb	ppb	ppb	ppb
Avg	-1.5067	.62216	557.36	51.912	6.3947
Stddev	.2242	4.8764	3.59	6.044	3.0693
%RSD	14.881	783.78	.64446	11.643	47.998
Check ?	Chk Pass	Chk Pass	Chk Pass	Chk Pass	Chk Pass
High Limit					
Low Limit					

Int. Std.	In2306	Y_2243	Y_3600	Y_3710
Units	Cts/S	Cts/S	Cts/S	Cts/S
Avg	8044.5	5065.0	52376.	7764.5
Stddev	6.5	11.6	135.	22.7
%RSD	.08020	.22878	.25752	.29220
Check ?	Chk Pass	Chk Pass	Chk Pass	Chk Pass
Value	103.69%	102.70%	98.830%	105.97%
Range				

Sample Name: 460-199003-b-7-a Acquired: 12/23/2019 19:11:44 Type: Unk
Method: 2019 ICP I9 6010 200.7 Methods(v185) Mode: CONC Corr. Factor: 1.000000
User: analyst Custom ID1: Custom ID2: Custom ID3:
Comment:

Elem	Ag3280	Al3082	As1890	B_1826	Ba4554	Be3130	Ca3179	Cd2288
IS Ref	(Y_3600)	(Y_3710)	(Y_2243)	(Y_2243)	(Y_3710)	(Y_3710)	(Y_3710)	(Y_2243)
Units	ppb	ppb	ppb	ppb	ppb	ppb	ppb	ppb
Avg	.66515	-7.5140	-2.5613	1283.2	.48811	.01945	1376.8	-.0419
Stddev	.03573	34.188	.1305	9.5	.13246	.07132	17.7	.0801
%RSD	5.3713	454.99	5.0948	.74380	27.138	366.76	1.2890	190.9
Check ?	Chk Pass	Chk Pass	Chk Pass	Chk Pass	Chk Pass	Chk Pass	Chk Pass	Chk Pass
High Limit								
Low Limit								

Elem	Co2286	Cr2677	Cu3273	Fe2599	K_7664	Li6707	Mg2790	Mn2576
IS Ref	(In2306)	(Y_3600)	(Y_3600)	(Y_3710)	(Y_3710)	(Y_3710)	(Y_3710)	(Y_3600)
Units	ppb	ppb	ppb	ppb	ppb	ppb	ppb	ppb
Avg	-.01661	2.0280	27.642	344.97	811.11	6.3851	296.91	4.6122
Stddev	.23980	.1296	.444	4.91	56.65	1.2496	1.93	.0462
%RSD	1443.4	6.3922	1.6047	1.4221	6.9837	19.571	.65165	1.0026
Check ?	Chk Pass	Chk Pass	Chk Pass	Chk Pass	Chk Pass	Chk Pass	Chk Pass	Chk Pass
High Limit								
Low Limit								

Elem	Mo2020	Na5895	Ni2316	Pb2203	Sb2175	Se1960	Sn1899	Ti3372
IS Ref	(Y_2243)	(Y_3710)	(In2306)	(Y_2243)	(Y_2243)	(Y_2243)	(In2306)	(Y_3600)
Units	ppb	ppb	ppb	ppb	ppb	ppb	ppb	ppb
Avg	203.75	240.45	.02749	4.4920	-.7492	.54096	13.211	1.8084
Stddev	2.59	9.82	.30531	1.0802	.8070	1.6220	.145	.1515
%RSD	1.2716	4.0855	1110.6	24.047	107.7	299.84	1.1010	8.3794
Check ?	Chk Pass	Chk Pass	Chk Pass	Chk Pass	Chk Pass	Chk Pass	Chk Pass	Chk Pass
High Limit								
Low Limit								

Sample Name: 460-199003-b-7-a Acquired: 12/23/2019 19:11:44 Type: Unk
Method: 2019 ICP I9 6010 200.7 Methods(v185) Mode: CONC Corr. Factor: 1.000000
User: analyst Custom ID1: Custom ID2: Custom ID3:
Comment:

Elem	Tl1908	V_2908	Zn2062	Si2516	Sr3464
IS Ref	(In2306)	(Y_3710)	(In2306)	(Y_3710)	(Y_3710)
Units	ppb	ppb	ppb	ppb	ppb
Avg	-1.5648	-.29170	1225.0	130.48	4.7302
Stddev	1.6311	2.0193	9.7	6.20	4.9229
%RSD	104.24	692.26	.79266	4.7498	104.07
Check ?	Chk Pass	Chk Pass	Chk Pass	Chk Pass	Chk Pass
High Limit					
Low Limit					

Int. Std.	In2306	Y_2243	Y_3600	Y_3710
Units	Cts/S	Cts/S	Cts/S	Cts/S
Avg	8041.9	5068.5	52386.	7700.3
Stddev	14.0	11.8	112.	105.6
%RSD	.17348	.23248	.21376	1.3718
Check ?	Chk Pass	Chk Pass	Chk Pass	Chk Pass
Value	103.66%	102.77%	98.850%	105.09%
Range				

Sample Name: 240-124079-b-21-a Acquired: 12/23/2019 19:16:02 Type: Unk
Method: 2019 ICP I9 6010 200.7 Methods(v185) Mode: CONC Corr. Factor: 1.000000
User: analyst Custom ID1: Custom ID2: Custom ID3:
Comment:

Elem	Ag3280	Al3082	As1890	B_1826	Ba4554	Be3130	Ca3179
IS Ref	(Y_3600)	(Y_3710)	(Y_2243)	(Y_2243)	(Y_3710)	(Y_3710)	(Y_3710)
Units	ppb	ppb	ppb	ppb	ppb	ppb	ppb
Avg	13.713	41373.	37.792	66.963	435.43	4.2039	209190.
Stddev	.335	34.	2.761	1.320	.93	.1428	625.
%RSD	2.4442	.08280	7.3051	1.9708	.21382	3.3975	.29881
Check ?	Chk Pass	Chk Pass	Chk Pass	Chk Pass	Chk Pass	Chk Pass	Chk Pass
High Limit							
Low Limit							

Elem	Cd2288	Co2286	Cr2677	Cu3273	Fe2599	K_7664	Li6707
IS Ref	(Y_2243)	(In2306)	(Y_3600)	(Y_3600)	(Y_3710)	(Y_3710)	(Y_3710)
Units	ppb	ppb	ppb	ppb	ppb	ppb	ppb
Avg	79.34	33.337	444.58	593.59	208310.	6201.2	72.786
Stddev	.89	.352	1.16	2.93	592.	33.9	3.210
%RSD	1.119	1.0560	.26137	.49375	.28434	.54675	4.4105
Check ?	Chk Pass	Chk Pass	Chk Pass	Chk Pass	Chk Pass	Chk Pass	Chk Pass
High Limit							
Low Limit							

Elem	Mg2790	Mn2576	Mo2020	Na5895	Ni2316	Pb2203	Sb2175
IS Ref	(Y_3710)	(Y_3600)	(Y_2243)	(Y_3710)	(In2306)	(Y_2243)	(Y_2243)
Units	ppb	ppb	ppb	ppb	ppb	ppb	ppb
Avg	29550.	7491.7	154.39	2725.8	270.15	1757.1	7.946
Stddev	146.	75.8	2.84	4.3	2.65	19.2	2.941
%RSD	.49333	1.0113	1.8414	.15901	.98231	1.0955	37.01
Check ?	Chk Pass	Chk Pass	Chk Pass	Chk Pass	Chk Pass	Chk Pass	Chk Pass
High Limit							
Low Limit							

Sample Name: 240-124079-b-21-a Acquired: 12/23/2019 19:16:02 Type: Unk
Method: 2019 ICP I9 6010 200.7 Methods(v185) Mode: CONC Corr. Factor: 1.000000
User: analyst Custom ID1: Custom ID2: Custom ID3:
Comment:

Elem	Se1960	Sn1899	Ti3372	Tl1908	V_2908	Zn2062	Si2516
IS Ref	(Y_2243)	(In2306)	(Y_3600)	(In2306)	(Y_3710)	(In2306)	(Y_3710)
Units	ppb	ppb	ppb	ppb	ppb	ppb	ppb
Avg	-1.7279	242.53	952.52	-3.3810	77.446	16006.	3175.4
Stddev	2.5977	3.67	4.15	.5504	2.489	168.	24.3
%RSD	150.34	1.5127	.43613	16.279	3.2140	1.0486	.76394
Check ?	Chk Pass	Chk Pass	Chk Pass	Chk Pass	Chk Pass	Chk Pass	Chk Pass
High Limit							
Low Limit							

Elem	Sr3464
IS Ref	(Y_3710)
Units	ppb
Avg	366.66
Stddev	.86
%RSD	.23325
Check ?	Chk Pass
High Limit	
Low Limit	

Int. Std.	In2306	Y_2243	Y_3600	Y_3710
Units	Cts/S	Cts/S	Cts/S	Cts/S
Avg	6978.9	4933.7	50275.	7866.6
Stddev	11.6	7.9	262.	28.2
%RSD	.16551	.16025	.52129	.35873
Check ?	Chk Pass	Chk Pass	Chk Pass	Chk Pass
Value	89.955%	100.04%	94.867%	107.36%
Range				

Sample Name: 240-124079-b-22-a Acquired: 12/23/2019 19:20:28 Type: Unk
Method: 2019 ICP I9 6010 200.7 Methods(v185) Mode: CONC Corr. Factor: 1.000000
User: analyst Custom ID1: Custom ID2: Custom ID3:
Comment:

Elem	Ag3280	Al3082	As1890	B_1826	Ba4554	Be3130	Ca3179
IS Ref	(Y_3600)	(Y_3710)	(Y_2243)	(Y_2243)	(Y_3710)	(Y_3710)	(Y_3710)
Units	ppb	ppb	ppb	ppb	ppb	ppb	ppb
Avg	12.648	43226.	28.706	66.531	609.92	4.6960	121760.
Stddev	.357	109.	1.090	.871	1.07	.1163	150.
%RSD	2.8232	.25327	3.7975	1.3093	.17477	2.4774	.12319
Check ?	Chk Pass	Chk Pass	Chk Pass	Chk Pass	Chk Pass	Chk Pass	Chk Pass
High Limit							
Low Limit							

Elem	Cd2288	Co2286	Cr2677	Cu3273	Fe2599	K_7664	Li6707
IS Ref	(Y_2243)	(In2306)	(Y_3600)	(Y_3600)	(Y_3710)	(Y_3710)	(Y_3710)
Units	ppb	ppb	ppb	ppb	ppb	ppb	ppb
Avg	68.69	27.164	633.21	643.88	222370.	5285.8	49.734
Stddev	.73	.298	1.27	1.52	563.	34.9	3.515
%RSD	1.058	1.0955	.20048	.23599	.25325	.66081	7.0672
Check ?	Chk Pass	Chk Pass	Chk Pass	Chk Pass	Chk Pass	Chk Pass	Chk Pass
High Limit							
Low Limit							

Elem	Mg2790	Mn2576	Mo2020	Na5895	Ni2316	Pb2203	Sb2175
IS Ref	(Y_3710)	(Y_3600)	(Y_2243)	(Y_3710)	(In2306)	(Y_2243)	(Y_2243)
Units	ppb	ppb	ppb	ppb	ppb	ppb	ppb
Avg	17036.	11220.	164.21	3422.6	274.71	1482.1	6.453
Stddev	47.	62.	3.31	9.9	2.91	14.0	1.586
%RSD	.27514	.55252	2.0132	.28834	1.0576	.94719	24.57
Check ?	Chk Pass	Chk Pass	Chk Pass	Chk Pass	Chk Pass	Chk Pass	Chk Pass
High Limit							
Low Limit							

Sample Name: 240-124079-b-22-a Acquired: 12/23/2019 19:20:28 Type: Unk
Method: 2019 ICP I9 6010 200.7 Methods(v185) Mode: CONC Corr. Factor: 1.000000
User: analyst Custom ID1: Custom ID2: Custom ID3:
Comment:

Elem	Se1960	Sn1899	Ti3372	Tl1908	V_2908	Zn2062	Si2516
IS Ref	(Y_2243)	(In2306)	(Y_3600)	(In2306)	(Y_3710)	(In2306)	(Y_3710)
Units	ppb	ppb	ppb	ppb	ppb	ppb	ppb
Avg	-1.1968	209.56	1705.7	-5.7022	77.046	14551.	5844.2
Stddev	2.1334	2.92	.8	.5403	3.527	115.	73.6
%RSD	178.26	1.3913	.04429	9.4748	4.5776	.79240	1.2597
Check ?	Chk Pass	Chk Pass	Chk Pass	Chk Pass	Chk Pass	Chk Pass	Chk Pass
High Limit							
Low Limit							

Elem	Sr3464
IS Ref	(Y_3710)
Units	ppb
Avg	449.45
Stddev	7.09
%RSD	1.5782
Check ?	Chk Pass
High Limit	
Low Limit	

Int. Std.	In2306	Y_2243	Y_3600	Y_3710
Units	Cts/S	Cts/S	Cts/S	Cts/S
Avg	7128.0	4977.5	50859.	7838.4
Stddev	15.6	9.0	146.	21.0
%RSD	.21927	.18056	.28662	.26766
Check ?	Chk Pass	Chk Pass	Chk Pass	Chk Pass
Value	91.876%	100.93%	95.969%	106.97%
Range				

Sample Name: CCV-4543978 Acquired: 12/23/2019 19:24:46 Type: QC
Method: 2019 ICP I9 6010 200.7 Methods(v185) Mode: CONC Corr. Factor: 1.000000
User: analyst Custom ID1: Custom ID2: Custom ID3:
Comment:

Elem	Ag3280	Al3082	As1890	B_1826	Ba4554	Be3130	Ca3179
IS Ref	(Y_3600)	(Y_3710)	(Y_2243)	(Y_2243)	(Y_3710)	(Y_3710)	(Y_3710)
Units	ppb	ppb	ppb	ppb	ppb	ppb	ppb
Avg	1028.6	46874.	2051.6	5201.0	2043.4	2146.7	48456.
Stddev	.4	68.	4.0	16.1	3.6	1.7	112.
%RSD	.03687	.14492	.19346	.31046	.17384	.07776	.23112
Check ?	Chk Pass	Chk Pass	Chk Pass	Chk Pass	Chk Pass	Chk Pass	Chk Pass
Value							
Range							

Elem	Cd2288	Co2286	Cr2677	Cu3273	Fe2599	K_7664	Li6707
IS Ref	(Y_2243)	(In2306)	(Y_3600)	(Y_3600)	(Y_3710)	(Y_3710)	(Y_3710)
Units	ppb	ppb	ppb	ppb	ppb	ppb	ppb
Avg	2001.	2103.7	2010.9	2063.9	48299.	47212.	2020.4
Stddev	6.	4.1	3.8	.5	92.	211.	3.7
%RSD	.2817	.19393	.18667	.02580	.19102	.44608	.18431
Check ?	Chk Pass	Chk Pass	Chk Pass	Chk Pass	Chk Pass	Chk Pass	Chk Pass
Value							
Range							

Elem	Mg2790	Mn2576	Mo2020	Na5895	Ni2316	Pb2203	Sb2175
IS Ref	(Y_3710)	(Y_3600)	(Y_2243)	(Y_3710)	(In2306)	(Y_2243)	(Y_2243)
Units	ppb	ppb	ppb	ppb	ppb	ppb	ppb
Avg	50268.	2175.2	2043.8	50175.	2093.0	1964.7	2004.
Stddev	19.	4.5	22.7	35.	5.0	9.9	6.
%RSD	.03712	.20525	1.1084	.06935	.23872	.50195	.2992
Check ?	Chk Pass	Chk Pass	Chk Pass	Chk Pass	Chk Pass	Chk Pass	Chk Pass
Value							
Range							

Sample Name: CCV-4543978 Acquired: 12/23/2019 19:24:46 Type: QC
Method: 2019 ICP I9 6010 200.7 Methods(v185) Mode: CONC Corr. Factor: 1.000000
User: analyst Custom ID1: Custom ID2: Custom ID3:
Comment:

Elem	Se1960	Sn1899	Ti3372	Tl1908	V_2908	Zn2062	Si2516
IS Ref	(Y_2243)	(In2306)	(Y_3600)	(In2306)	(Y_3710)	(In2306)	(Y_3710)
Units	ppb	ppb	ppb	ppb	ppb	ppb	ppb
Avg	1994.9	2061.8	F 2213.9	1988.3	1905.4	2152.5	19887.
Stddev	8.4	6.4	4.6	20.1	11.3	1.6	81.
%RSD	.42207	.30914	.20893	1.0103	.59102	.07334	.40633
Check ?	Chk Pass	Chk Pass	Chk Fail	Chk Pass	Chk Pass	Chk Pass	Chk Pass
Value			2000.0				
Range			10.500%				

Elem	Sr3464
IS Ref	(Y_3710)
Units	ppb
Avg	1893.9
Stddev	8.4
%RSD	.44394
Check ?	Chk Pass
Value	
Range	

Int. Std.	In2306	Y_2243	Y_3600	Y_3710
Units	Cts/S	Cts/S	Cts/S	Cts/S
Avg	6916.3	4830.9	48915.	7477.4
Stddev	11.6	5.2	90.	3.6
%RSD	.16782	.10748	.18460	.04861

Sample Name: CCB Acquired: 12/23/2019 19:28:44 Type: QC
Method: 2019 ICP I9 6010 200.7 Methods(v185) Mode: CONC Corr. Factor: 1.000000
User: analyst Custom ID1: Custom ID2: Custom ID3:
Comment:

Elem	Ag3280	Al3082	As1890	B_1826	Ba4554	Be3130	Ca3179	Cd2288
IS Ref	(Y_3600)	(Y_3710)	(Y_2243)	(Y_2243)	(Y_3710)	(Y_3710)	(Y_3710)	(Y_2243)
Units	ppb	ppb	ppb	ppb	ppb	ppb	ppb	ppb
Avg	1.1246	-21.513	-2.5965	6.7535	.53120	.34847	-42.451	.0116
Stddev	.1424	14.994	1.7314	.8362	.64861	.17792	7.287	.2038
%RSD	12.662	69.696	66.680	12.382	122.10	51.058	17.166	1754.
Check ?	Chk Pass	Chk Pass	Chk Pass	Chk Pass	Chk Pass	Chk Pass	Chk Pass	Chk Pass
High Limit								
Low Limit								

Elem	Co2286	Cr2677	Cu3273	Fe2599	K_7664	Li6707	Mg2790	Mn2576
IS Ref	(In2306)	(Y_3600)	(Y_3600)	(Y_3710)	(Y_3710)	(Y_3710)	(Y_3710)	(Y_3600)
Units	ppb	ppb	ppb	ppb	ppb	ppb	ppb	ppb
Avg	.26352	.54034	.66770	17.912	59.467	5.2528	-4.7635	.09030
Stddev	.13318	.17318	.29659	10.385	45.640	1.6764	23.962	.11219
%RSD	50.541	32.050	44.420	57.981	76.749	31.916	503.03	124.24
Check ?	Chk Pass	Chk Pass	Chk Pass	Chk Pass	Chk Pass	Chk Pass	Chk Pass	Chk Pass
High Limit								
Low Limit								

Elem	Mo2020	Na5895	Ni2316	Pb2203	Sb2175	Se1960	Sn1899	Ti3372
IS Ref	(Y_2243)	(Y_3710)	(In2306)	(Y_2243)	(Y_2243)	(Y_2243)	(In2306)	(Y_3600)
Units	ppb	ppb	ppb	ppb	ppb	ppb	ppb	ppb
Avg	5.6895	142.30	-.27330	1.1580	-4.623	.22342	-.42318	-.65495
Stddev	2.4009	3.28	.62927	.7826	1.214	2.2109	.39022	.24234
%RSD	42.199	2.3036	230.25	67.577	26.27	989.60	92.210	37.001
Check ?	Chk Pass	Chk Pass	Chk Pass	Chk Pass	Chk Pass	Chk Pass	Chk Pass	Chk Pass
High Limit								
Low Limit								

Sample Name: CCB Acquired: 12/23/2019 19:28:44 Type: QC
Method: 2019 ICP I9 6010 200.7 Methods(v185) Mode: CONC Corr. Factor: 1.000000
User: analyst Custom ID1: Custom ID2: Custom ID3:
Comment:

Elem	Tl1908	V_2908	Zn2062	Si2516	Sr3464
IS Ref	(In2306)	(Y_3710)	(In2306)	(Y_3710)	(Y_3710)
Units	ppb	ppb	ppb	ppb	ppb
Avg	3.7396	-6.6601	-2.1055	12.845	8.8927
Stddev	1.5577	3.1620	.1010	9.377	1.9197
%RSD	41.656	47.477	4.7978	73.000	21.587
Check ?	Chk Pass	Chk Pass	Chk Pass	Chk Pass	Chk Pass
High Limit					
Low Limit					

Int. Std.	In2306	Y_2243	Y_3600	Y_3710
Units	Cts/S	Cts/S	Cts/S	Cts/S
Avg	8040.5	5093.4	52185.	7678.6
Stddev	5.1	3.4	162.	79.2
%RSD	.06311	.06772	.30988	1.0309

Sample Name: 240-124148-c-1-a@5 Acquired: 12/23/2019 19:33:10 Type: Unk
Method: 2019 ICP I9 6010 200.7 Methods(v185) Mode: CONC Corr. Factor: 1.000000
User: analyst Custom ID1: Custom ID2: Custom ID3:
Comment:

Elem	Ag3280	Al3082	As1890	B_1826	Ba4554	Be3130
IS Ref	(Y_3600)	(Y_3710)	(Y_2243)	(Y_2243)	(Y_3710)	(Y_3710)
Units	ppb	ppb	ppb	ppb	ppb	ppb
Avg	1.4802	2250.0	41.045	40.683	195.19	.41607
Stddev	.0454	4.3	.294	.763	.64	.10648
%RSD	3.0678	.19059	.71683	1.8755	.32618	25.591
Check ?	Chk Pass	Chk Pass	Chk Pass	Chk Pass	Chk Pass	Chk Pass
High Limit						
Low Limit						

Elem	Ca3179	Cd2288	Co2286	Cr2677	Cu3273	Fe2599
IS Ref	(Y_3710)	(Y_2243)	(In2306)	(Y_3600)	(Y_3600)	(Y_3710)
Units	ppb	ppb	ppb	ppb	ppb	ppb
Avg	48041.	1.517	54.584	468.17	819.52	F 719540.
Stddev	148.	.114	.531	1.29	2.45	5462.
%RSD	.30869	7.542	.97264	.27519	.29945	.75914
Check ?	Chk Pass	Chk Pass	Chk Pass	Chk Pass	Chk Pass	Chk Fail
High Limit						500000.
Low Limit						-500000.

Elem	K_7664	Li6707	Mg2790	Mn2576	Mo2020	Na5895
IS Ref	(Y_3710)	(Y_3710)	(Y_3710)	(Y_3600)	(Y_2243)	(Y_3710)
Units	ppb	ppb	ppb	ppb	ppb	ppb
Avg	68.794	10.948	3370.3	6413.8	108.83	478.03
Stddev	63.208	3.869	24.9	46.8	1.93	7.09
%RSD	91.880	35.343	.74013	.72910	1.7769	1.4836
Check ?	Chk Pass	Chk Pass	Chk Pass	Chk Pass	Chk Pass	Chk Pass
High Limit						
Low Limit						

Sample Name: 240-124148-c-1-a@5 Acquired: 12/23/2019 19:33:10 Type: Unk
Method: 2019 ICP I9 6010 200.7 Methods(v185) Mode: CONC Corr. Factor: 1.000000
User: analyst Custom ID1: Custom ID2: Custom ID3:
Comment:

Elem	Ni2316	Pb2203	Sb2175	Se1960	Sn1899	Ti3372
IS Ref	(In2306)	(Y_2243)	(Y_2243)	(Y_2243)	(In2306)	(Y_3600)
Units	ppb	ppb	ppb	ppb	ppb	ppb
Avg	310.48	1061.1	3.911	-5.0489	41.307	202.70
Stddev	3.91	7.1	3.918	1.6538	.548	.66
%RSD	1.2598	.66815	100.2	32.756	1.3273	.32775
Check ?	Chk Pass	Chk Pass	Chk Pass	Chk Pass	Chk Pass	Chk Pass
High Limit						
Low Limit						

Elem	Tl1908	V_2908	Zn2062	Si2516	Sr3464
IS Ref	(In2306)	(Y_3710)	(In2306)	(Y_3710)	(Y_3710)
Units	ppb	ppb	ppb	ppb	ppb
Avg	-1.5138	17.064	1335.9	1240.8	172.66
Stddev	1.4867	5.368	8.6	17.4	3.84
%RSD	98.209	31.460	.64545	1.4047	2.2222
Check ?	Chk Pass	Chk Pass	Chk Pass	Chk Pass	Chk Pass
High Limit					
Low Limit					

Int. Std.	In2306	Y_2243	Y_3600	Y_3710
Units	Cts/S	Cts/S	Cts/S	Cts/S
Avg	7268.1	4802.5	49010.	7590.4
Stddev	11.4	3.6	127.	36.3
%RSD	.15723	.07540	.25999	.47810
Check ?	Chk Pass	Chk Pass	Chk Pass	Chk Pass
Value	93.683%	97.375%	92.480%	103.59%
Range				

Sample Name: 240-124152-b-21-a Acquired: 12/23/2019 19:37:37 Type: Unk
Method: 2019 ICP I9 6010 200.7 Methods(v185) Mode: CONC Corr. Factor: 1.000000
User: analyst Custom ID1: Custom ID2: Custom ID3:
Comment:

Elem	Ag3280	Al3082	As1890	B_1826	Ba4554	Be3130	Ca3179
IS Ref	(Y_3600)	(Y_3710)	(Y_2243)	(Y_2243)	(Y_3710)	(Y_3710)	(Y_3710)
Units	ppb	ppb	ppb	ppb	ppb	ppb	ppb
Avg	7.9338	87762.	92.864	91.019	899.12	8.9569	284560.
Stddev	.3460	67.	.850	1.592	1.93	.2129	3658.
%RSD	4.3608	.07653	.91506	1.7491	.21425	2.3763	1.2856
Check ?	Chk Pass	Chk Pass	Chk Pass	Chk Pass	Chk Pass	Chk Pass	Chk Pass
High Limit							
Low Limit							

Elem	Cd2288	Co2286	Cr2677	Cu3273	Fe2599	K_7664	Li6707
IS Ref	(Y_2243)	(In2306)	(Y_3600)	(Y_3600)	(Y_3710)	(Y_3710)	(Y_3710)
Units	ppb	ppb	ppb	ppb	ppb	ppb	ppb
Avg	43.57	70.199	321.95	444.40	219250.	10264.	151.90
Stddev	.54	1.188	1.31	1.11	1211.	52.	2.91
%RSD	1.240	1.6925	.40592	.25069	.55211	.50689	1.9179
Check ?	Chk Pass	Chk Pass	Chk Pass	Chk Pass	Chk Pass	Chk Pass	Chk Pass
High Limit							
Low Limit							

Elem	Mg2790	Mn2576	Mo2020	Na5895	Ni2316	Pb2203	Sb2175
IS Ref	(Y_3710)	(Y_3600)	(Y_2243)	(Y_3710)	(In2306)	(Y_2243)	(Y_2243)
Units	ppb	ppb	ppb	ppb	ppb	ppb	ppb
Avg	72273.	9531.0	38.381	2581.5	245.16	839.05	5.849
Stddev	214.	12.1	1.371	15.7	3.66	10.96	1.300
%RSD	.29650	.12734	3.5734	.60974	1.4947	1.3066	22.22
Check ?	Chk Pass	Chk Pass	Chk Pass	Chk Pass	Chk Pass	Chk Pass	Chk Pass
High Limit							
Low Limit							

Sample Name: 240-124152-b-21-a Acquired: 12/23/2019 19:37:37 Type: Unk
Method: 2019 ICP I9 6010 200.7 Methods(v185) Mode: CONC Corr. Factor: 1.000000
User: analyst Custom ID1: Custom ID2: Custom ID3:
Comment:

Elem	Se1960	Sn1899	Ti3372	Tl1908	V_2908	Zn2062	Si2516
IS Ref	(Y_2243)	(In2306)	(Y_3600)	(In2306)	(Y_3710)	(In2306)	(Y_3710)
Units	ppb	ppb	ppb	ppb	ppb	ppb	ppb
Avg	3.4315	129.22	1240.2	-1.4480	135.42	10711.	2849.4
Stddev	1.8019	1.91	2.0	1.2522	1.45	181.	23.8
%RSD	52.512	1.4813	.16471	86.477	1.0715	1.6896	.83524
Check ?	Chk Pass	Chk Pass	Chk Pass	Chk Pass	Chk Pass	Chk Pass	Chk Pass
High Limit							
Low Limit							

Elem	Sr3464
IS Ref	(Y_3710)
Units	ppb
Avg	543.62
Stddev	6.28
%RSD	1.1553
Check ?	Chk Pass
High Limit	
Low Limit	

Int. Std.	In2306	Y_2243	Y_3600	Y_3710
Units	Cts/S	Cts/S	Cts/S	Cts/S
Avg	6694.6	5069.0	51897.	8195.6
Stddev	46.1	26.2	149.	28.5
%RSD	.68877	.51777	.28747	.34717
Check ?	Chk Pass	Chk Pass	Chk Pass	Chk Pass
Value	86.291%	102.78%	97.927%	111.85%
Range				

Sample Name: 240-124135-b-4-a@50 Acquired: 12/23/2019 19:42:08 Type: Unk
Method: 2019 ICP I9 6010 200.7 Methods(v185) Mode: CONC Corr. Factor: 1.000000
User: analyst Custom ID1: Custom ID2: Custom ID3:
Comment:

Elem	Ag3280	Al3082	As1890	B_1826	Ba4554	Be3130	Ca3179	Cd2288
IS Ref	(Y_3600)	(Y_3710)	(Y_2243)	(Y_2243)	(Y_3710)	(Y_3710)	(Y_3710)	(Y_2243)
Units	ppb	ppb	ppb	ppb	ppb	ppb	ppb	ppb
Avg	.99706	13639.	13.031	.90847	.51300	.18272	-28.871	3.313
Stddev	.38228	456.	.390	.20939	.14810	.06969	3.773	.024
%RSD	38.341	3.3404	2.9952	23.049	28.869	38.139	13.067	.7367
Check ?	Chk Pass	Chk Pass	Chk Pass	Chk Pass	Chk Pass	Chk Pass	Chk Pass	Chk Pass
High Limit								
Low Limit								

Elem	Co2286	Cr2677	Cu3273	Fe2599	K_7664	Li6707	Mg2790	Mn2576
IS Ref	(In2306)	(Y_3600)	(Y_3600)	(Y_3710)	(Y_3710)	(Y_3710)	(Y_3710)	(Y_3600)
Units	ppb	ppb	ppb	ppb	ppb	ppb	ppb	ppb
Avg	102.72	4939.6	144.77	24334.	30433.	3.9513	3.1650	680.00
Stddev	3.88	128.8	3.33	713.	834.	.5678	13.014	16.98
%RSD	3.7755	2.6074	2.2971	2.9308	2.7393	14.369	411.19	2.4964
Check ?	Chk Pass	Chk Pass	Chk Pass	Chk Pass	Chk Pass	Chk Pass	Chk Pass	Chk Pass
High Limit								
Low Limit								

Elem	Mo2020	Na5895	Ni2316	Pb2203	Sb2175	Se1960	Sn1899	Ti3372
IS Ref	(Y_2243)	(Y_3710)	(In2306)	(Y_2243)	(Y_2243)	(Y_2243)	(In2306)	(Y_3600)
Units	ppb	ppb	ppb	ppb	ppb	ppb	ppb	ppb
Avg	988.62	356.46	4914.0	-1.8817	-.3991	-.29906	1.3569	30.110
Stddev	15.64	20.43	209.2	1.2115	.5627	.39376	.3837	.820
%RSD	1.5822	5.7300	4.2581	64.383	141.0	131.67	28.278	2.7223
Check ?	Chk Pass	Chk Pass	Chk Pass	Chk Pass	Chk Pass	Chk Pass	Chk Pass	Chk Pass
High Limit								
Low Limit								

Sample Name: 240-124135-b-4-a@50 Acquired: 12/23/2019 19:42:08 Type: Unk
Method: 2019 ICP I9 6010 200.7 Methods(v185) Mode: CONC Corr. Factor: 1.000000
User: analyst Custom ID1: Custom ID2: Custom ID3:
Comment:

Elem	Tl1908	V_2908	Zn2062	Si2516	Sr3464
IS Ref	(In2306)	(Y_3710)	(In2306)	(Y_3710)	(Y_3710)
Units	ppb	ppb	ppb	ppb	ppb
Avg	2.4724	18.826	256.51	46.194	3.1576
Stddev	.4098	1.367	10.11	8.238	9.4639
%RSD	16.575	7.2622	3.9398	17.833	299.72
Check ?	Chk Pass	Chk Pass	Chk Pass	Chk Pass	Chk Pass
High Limit					
Low Limit					

Int. Std.	In2306	Y_2243	Y_3600	Y_3710
Units	Cts/S	Cts/S	Cts/S	Cts/S
Avg	7650.3	5042.2	51602.	7740.9
Stddev	30.2	11.2	149.	28.2
%RSD	.39483	.22141	.28868	.36385
Check ?	Chk Pass	Chk Pass	Chk Pass	Chk Pass
Value	98.609%	102.24%	97.371%	105.65%
Range				

Sample Name: 240-124135-b-6-a@50 Acquired: 12/23/2019 19:46:21 Type: Unk
Method: 2019 ICP I9 6010 200.7 Methods(v185) Mode: CONC Corr. Factor: 1.000000
User: analyst Custom ID1: Custom ID2: Custom ID3:
Comment:

Elem	Ag3280	Al3082	As1890	B_1826	Ba4554	Be3130	Ca3179	Cd2288
IS Ref	(Y_3600)	(Y_3710)	(Y_2243)	(Y_2243)	(Y_3710)	(Y_3710)	(Y_3710)	(Y_2243)
Units	ppb	ppb	ppb	ppb	ppb	ppb	ppb	ppb
Avg	1.2229	13874.	10.658	-.88909	2.0860	.05915	78.248	3.140
Stddev	.5363	80.	1.375	.52277	.2995	.11391	1.887	.105
%RSD	43.860	.57679	12.899	58.798	14.358	192.59	2.4118	3.358
Check ?	Chk Pass	Chk Pass	Chk Pass	Chk Pass	Chk Pass	Chk Pass	Chk Pass	Chk Pass
High Limit								
Low Limit								

Elem	Co2286	Cr2677	Cu3273	Fe2599	K_7664	Li6707	Mg2790	Mn2576
IS Ref	(In2306)	(Y_3600)	(Y_3600)	(Y_3710)	(Y_3710)	(Y_3710)	(Y_3710)	(Y_3600)
Units	ppb	ppb	ppb	ppb	ppb	ppb	ppb	ppb
Avg	96.957	4637.5	131.78	31225.	26587.	1.9897	17.783	861.42
Stddev	.709	8.2	.59	82.	78.	2.3789	1.918	2.43
%RSD	.73126	.17727	.44427	.26211	.29395	119.56	10.788	.28247
Check ?	Chk Pass	Chk Pass	Chk Pass	Chk Pass	Chk Pass	Chk Pass	Chk Pass	Chk Pass
High Limit								
Low Limit								

Elem	Mo2020	Na5895	Ni2316	Pb2203	Sb2175	Se1960	Sn1899	Ti3372
IS Ref	(Y_2243)	(Y_3710)	(In2306)	(Y_2243)	(Y_2243)	(Y_2243)	(In2306)	(Y_3600)
Units	ppb	ppb	ppb	ppb	ppb	ppb	ppb	ppb
Avg	769.83	452.99	5243.7	1.0952	-.8865	-.19022	3.5104	42.949
Stddev	14.26	19.51	25.2	.8508	1.108	3.7315	.1766	.085
%RSD	1.8526	4.3063	.48023	77.684	125.0	1961.7	5.0307	.19839
Check ?	Chk Pass	Chk Pass	Chk Pass	Chk Pass	Chk Pass	Chk Pass	Chk Pass	Chk Pass
High Limit								
Low Limit								

Sample Name: 240-124135-b-6-a@50 Acquired: 12/23/2019 19:46:21 Type: Unk
Method: 2019 ICP I9 6010 200.7 Methods(v185) Mode: CONC Corr. Factor: 1.000000
User: analyst Custom ID1: Custom ID2: Custom ID3:
Comment:

Elem	Tl1908	V_2908	Zn2062	Si2516	Sr3464
IS Ref	(In2306)	(Y_3710)	(In2306)	(Y_3710)	(Y_3710)
Units	ppb	ppb	ppb	ppb	ppb
Avg	-.80726	26.996	313.35	40.162	7.5998
Stddev	.79364	2.462	2.55	7.054	7.8801
%RSD	98.312	9.1198	.81357	17.564	103.69
Check ?	Chk Pass	Chk Pass	Chk Pass	Chk Pass	Chk Pass
High Limit					
Low Limit					

Int. Std.	In2306	Y_2243	Y_3600	Y_3710
Units	Cts/S	Cts/S	Cts/S	Cts/S
Avg	7661.9	5027.5	51204.	7646.8
Stddev	9.8	6.8	333.	29.2
%RSD	.12798	.13616	.64942	.38152
Check ?	Chk Pass	Chk Pass	Chk Pass	Chk Pass
Value	98.758%	101.94%	96.620%	104.36%
Range				

Sample Name: 240-124135-b-1-a@10 Acquired: 12/23/2019 19:50:34 Type: Unk
Method: 2019 ICP I9 6010 200.7 Methods(v185) Mode: CONC Corr. Factor: 1.000000
User: analyst Custom ID1: Custom ID2: Custom ID3:
Comment:

Elem	Ag3280	Al3082	As1890	B_1826	Ba4554	Be3130	Ca3179
IS Ref	(Y_3600)	(Y_3710)	(Y_2243)	(Y_2243)	(Y_3710)	(Y_3710)	(Y_3710)
Units	ppb	ppb	ppb	ppb	ppb	ppb	ppb
Avg	1.3715	64066.	8.2448	-.35342	5.4020	.09797	155.63
Stddev	.4778	174.	1.9438	.16193	.0864	.17059	3.13
%RSD	34.840	.27186	23.575	45.819	1.6002	174.13	2.0133
Check ?	Chk Pass	Chk Pass	Chk Pass	Chk Pass	Chk Pass	Chk Pass	Chk Pass
High Limit							
Low Limit							

Elem	Cd2288	Co2286	Cr2677	Cu3273	Fe2599	K_7664	Li6707
IS Ref	(Y_2243)	(In2306)	(Y_3600)	(Y_3600)	(Y_3710)	(Y_3710)	(Y_3710)
Units	ppb	ppb	ppb	ppb	ppb	ppb	ppb
Avg	9.721	166.53	2775.0	361.55	43105.	162950.	6.0279
Stddev	.249	.04	8.3	.50	53.	441.	1.5719
%RSD	2.565	.02459	.29892	.13721	.12379	.27037	26.077
Check ?	Chk Pass	Chk Pass	Chk Pass	Chk Pass	Chk Pass	Chk Pass	Chk Pass
High Limit							
Low Limit							

Elem	Mg2790	Mn2576	Mo2020	Na5895	Ni2316	Pb2203	Sb2175
IS Ref	(Y_3710)	(Y_3600)	(Y_2243)	(Y_3710)	(In2306)	(Y_2243)	(Y_2243)
Units	ppb	ppb	ppb	ppb	ppb	ppb	ppb
Avg	43.526	1137.2	880.80	1702.5	8927.4	.36284	2.485
Stddev	20.331	1.4	15.96	21.8	34.6	2.1432	2.257
%RSD	46.709	.11893	1.8116	1.2784	.38730	590.67	90.84
Check ?	Chk Pass	Chk Pass	Chk Pass	Chk Pass	Chk Pass	Chk Pass	Chk Pass
High Limit							
Low Limit							

Sample Name: 240-124135-b-1-a@10 Acquired: 12/23/2019 19:50:34 Type: Unk
Method: 2019 ICP I9 6010 200.7 Methods(v185) Mode: CONC Corr. Factor: 1.000000
User: analyst Custom ID1: Custom ID2: Custom ID3:
Comment:

Elem	Se1960	Sn1899	Ti3372	Tl1908	V_2908	Zn2062	Si2516
IS Ref	(Y_2243)	(In2306)	(Y_3600)	(In2306)	(Y_3710)	(In2306)	(Y_3710)
Units	ppb	ppb	ppb	ppb	ppb	ppb	ppb
Avg	-2.0818	6.2304	38.486	2.3805	16.853	F 74961.	300.15
Stddev	1.2667	.5216	.105	.7850	3.057	463.	40.11
%RSD	60.849	8.3719	.27260	32.977	18.141	.61700	13.363
Check ?	Chk Pass	Chk Pass	Chk Pass	Chk Pass	Chk Pass	Chk Fail	Chk Pass
High Limit						30000.	
Low Limit						-500000.	

Elem	Sr3464
IS Ref	(Y_3710)
Units	ppb
Avg	5.2916
Stddev	3.2895
%RSD	62.165
Check ?	Chk Pass
High Limit	
Low Limit	

Int. Std.	In2306	Y_2243	Y_3600	Y_3710
Units	Cts/S	Cts/S	Cts/S	Cts/S
Avg	7138.7	4935.7	49489.	7572.5
Stddev	2.7	4.3	152.	38.8
%RSD	.03817	.08612	.30773	.51297
Check ?	Chk Pass	Chk Pass	Chk Pass	Chk Pass
Value	92.015%	100.08%	93.382%	103.35%
Range				

Sample Name: 240-124129-b-1-a Acquired: 12/23/2019 19:54:54 Type: Unk
Method: 2019 ICP I9 6010 200.7 Methods(v185) Mode: CONC Corr. Factor: 1.000000
User: analyst Custom ID1: Custom ID2: Custom ID3:
Comment:

Elem	Ag3280	Al3082	As1890	B_1826	Ba4554	Be3130
IS Ref	(Y_3600)	(Y_3710)	(Y_2243)	(Y_2243)	(Y_3710)	(Y_3710)
Units	ppb	ppb	ppb	ppb	ppb	ppb
Avg	8.0285	W 491430.	39.209	85.633	4438.2	1.9920
Stddev	.3950	588.	2.835	.856	5.6	.0919
%RSD	4.9196	.11961	7.2303	1.0001	.12553	4.6148
Check ?	Chk Pass	Chk Warn	Chk Pass	Chk Pass	Chk Pass	Chk Pass
High Limit		450000.				
Low Limit		-500000.				

Elem	Ca3179	Cd2288	Co2286	Cr2677	Cu3273	Fe2599
IS Ref	(Y_3710)	(Y_2243)	(In2306)	(Y_3600)	(Y_3600)	(Y_3710)
Units	ppb	ppb	ppb	ppb	ppb	ppb
Avg	198590.	8.705	42.919	804.61	1044.5	110900.
Stddev	1481.	.138	.780	1.88	1.2	343.
%RSD	.74597	1.581	1.8170	.23313	.11635	.30962
Check ?	Chk Pass	Chk Pass	Chk Pass	Chk Pass	Chk Pass	Chk Pass
High Limit						
Low Limit						

Elem	K_7664	Li6707	Mg2790	Mn2576	Mo2020	Na5895
IS Ref	(Y_3710)	(Y_3710)	(Y_3710)	(Y_3600)	(Y_2243)	(Y_3710)
Units	ppb	ppb	ppb	ppb	ppb	ppb
Avg	F 635560.	75.602	51714.	2149.6	106.04	23619.
Stddev	305.	2.801	126.	3.7	.23	69.
%RSD	.04801	3.7056	.24389	.17122	.21437	.29308
Check ?	Chk Fail	Chk Pass	Chk Pass	Chk Pass	Chk Pass	Chk Pass
High Limit	500000.					
Low Limit	-500000.					

Sample Name: 240-124129-b-1-a Acquired: 12/23/2019 19:54:54 Type: Unk
Method: 2019 ICP I9 6010 200.7 Methods(v185) Mode: CONC Corr. Factor: 1.000000
User: analyst Custom ID1: Custom ID2: Custom ID3:
Comment:

Elem	Ni2316	Pb2203	Sb2175	Se1960	Sn1899	Ti3372
IS Ref	(In2306)	(Y_2243)	(Y_2243)	(Y_2243)	(In2306)	(Y_3600)
Units	ppb	ppb	ppb	ppb	ppb	ppb
Avg	566.43	300.47	133.3	3.5216	164.05	1584.6
Stddev	5.21	1.44	2.9	1.4965	.99	6.1
%RSD	.92001	.47975	2.208	42.496	.60383	.38266
Check ?	Chk Pass	Chk Pass	Chk Pass	Chk Pass	Chk Pass	Chk Pass
High Limit						
Low Limit						

Elem	Tl1908	V_2908	Zn2062	Si2516	Sr3464
IS Ref	(In2306)	(Y_3710)	(In2306)	(Y_3710)	(Y_3710)
Units	ppb	ppb	ppb	ppb	ppb
Avg	2.4751	92.082	8703.3	5386.6	509.09
Stddev	1.1825	1.335	67.8	465.7	.32
%RSD	47.777	1.4494	.77897	8.6452	.06195
Check ?	Chk Pass	Chk Pass	Chk Pass	Chk Pass	Chk Pass
High Limit					
Low Limit					

Int. Std.	In2306	Y_2243	Y_3600	Y_3710
Units	Cts/S	Cts/S	Cts/S	Cts/S
Avg	6190.2	4788.5	46550.	7786.9
Stddev	9.2	3.9	59.	13.0
%RSD	.14876	.08145	.12607	.16644
Check ?	Chk Pass	Chk Pass	Chk Pass	Chk Pass
Value	79.789%	97.093%	87.837%	106.27%
Range				

Sample Name: 240-124125-a-1-a Acquired: 12/23/2019 19:59:08 Type: Unk
Method: 2019 ICP I9 6010 200.7 Methods(v185) Mode: CONC Corr. Factor: 1.000000
User: analyst Custom ID1: Custom ID2: Custom ID3:
Comment:

Elem	Ag3280	Al3082	As1890	B_1826	Ba4554	Be3130	Ca3179	Cd2288
IS Ref	(Y_3600)	(Y_3710)	(Y_2243)	(Y_2243)	(Y_3710)	(Y_3710)	(Y_3710)	(Y_2243)
Units	ppb	ppb	ppb	ppb	ppb	ppb	ppb	ppb
Avg	.80846	11.916	-6.3843	1.2416	1.6480	.12056	159.83	.0711
Stddev	.18472	13.883	1.3723	.2900	.0922	.13556	4.34	.2567
%RSD	22.848	116.50	21.496	23.359	5.5975	112.45	2.7168	360.9
Check ?	Chk Pass	Chk Pass	Chk Pass	Chk Pass	Chk Pass	Chk Pass	Chk Pass	Chk Pass
High Limit								
Low Limit								

Elem	Co2286	Cr2677	Cu3273	Fe2599	K_7664	Li6707	Mg2790	Mn2576
IS Ref	(In2306)	(Y_3600)	(Y_3600)	(Y_3710)	(Y_3710)	(Y_3710)	(Y_3710)	(Y_3600)
Units	ppb	ppb	ppb	ppb	ppb	ppb	ppb	ppb
Avg	.79093	4.0740	8.4121	16878.	369.25	6.5217	127.11	51.869
Stddev	.15702	.1247	.5167	19.	42.64	2.9341	9.97	.244
%RSD	19.852	3.0607	6.1420	.11221	11.547	44.990	7.8473	.46983
Check ?	Chk Pass	Chk Pass	Chk Pass	Chk Pass	Chk Pass	Chk Pass	Chk Pass	Chk Pass
High Limit								
Low Limit								

Elem	Mo2020	Na5895	Ni2316	Pb2203	Sb2175	Se1960	Sn1899	Ti3372
IS Ref	(Y_2243)	(Y_3710)	(In2306)	(Y_2243)	(Y_2243)	(Y_2243)	(In2306)	(Y_3600)
Units	ppb	ppb	ppb	ppb	ppb	ppb	ppb	ppb
Avg	-5.0200	2826.8	3.0867	2.2250	-3.501	1.4949	19.865	-.23173
Stddev	.3868	8.5	.5630	1.3231	1.518	.6098	1.028	.13366
%RSD	7.7046	.30093	18.241	59.465	43.36	40.794	5.1750	57.679
Check ?	Chk Pass	Chk Pass	Chk Pass	Chk Pass	Chk Pass	Chk Pass	Chk Pass	Chk Pass
High Limit								
Low Limit								

Sample Name: 240-124125-a-1-a Acquired: 12/23/2019 19:59:08 Type: Unk
Method: 2019 ICP I9 6010 200.7 Methods(v185) Mode: CONC Corr. Factor: 1.000000
User: analyst Custom ID1: Custom ID2: Custom ID3:
Comment:

Elem	Tl1908	V_2908	Zn2062	Si2516	Sr3464
IS Ref	(In2306)	(Y_3710)	(In2306)	(Y_3710)	(Y_3710)
Units	ppb	ppb	ppb	ppb	ppb
Avg	-1.0293	-2.2032	27.780	552.48	3.9242
Stddev	1.2375	2.3952	.358	5.29	4.1800
%RSD	120.23	108.71	1.2884	.95733	106.52
Check ?	Chk Pass	Chk Pass	Chk Pass	Chk Pass	Chk Pass
High Limit					
Low Limit					

Int. Std.	In2306	Y_2243	Y_3600	Y_3710
Units	Cts/S	Cts/S	Cts/S	Cts/S
Avg	7823.6	4997.1	51626.	7673.1
Stddev	28.2	18.2	188.	24.1
%RSD	.36030	.36428	.36340	.31421
Check ?	Chk Pass	Chk Pass	Chk Pass	Chk Pass
Value	100.84%	101.32%	97.416%	104.72%
Range				

Sample Name: 240-124104-a-1-a Acquired: 12/23/2019 20:03:31 Type: Unk
Method: 2019 ICP I9 6010 200.7 Methods(v185) Mode: CONC Corr. Factor: 1.000000
User: analyst Custom ID1: Custom ID2: Custom ID3:
Comment:

Elem	Ag3280	Al3082	As1890	B_1826	Ba4554	Be3130	Ca3179
IS Ref	(Y_3600)	(Y_3710)	(Y_2243)	(Y_2243)	(Y_3710)	(Y_3710)	(Y_3710)
Units	ppb	ppb	ppb	ppb	ppb	ppb	ppb
Avg	W 732.22	24376.	57.449	437.79	W 19371.	.47565	178430.
Stddev	.73	46.	.802	5.50	187.	.05490	99.
%RSD	.09996	.18667	1.3959	1.2568	.96327	11.542	.05530
Check ?	Chk Warn	Chk Pass	Chk Pass	Chk Pass	Chk Warn	Chk Pass	Chk Pass
High Limit	100.00				18000.		
Low Limit	-500000.				-500000.		

Elem	Cd2288	Co2286	Cr2677	Cu3273	Fe2599	K_7664	Li6707
IS Ref	(Y_2243)	(In2306)	(Y_3600)	(Y_3600)	(Y_3710)	(Y_3710)	(Y_3710)
Units	ppb	ppb	ppb	ppb	ppb	ppb	ppb
Avg	75.96	2051.5	8002.3	8353.1	219970.	7260.6	46.837
Stddev	1.10	30.8	19.2	16.4	592.	44.1	2.366
%RSD	1.445	1.5030	.23953	.19658	.26920	.60772	5.0509
Check ?	Chk Pass	Chk Pass	Chk Pass	Chk Pass	Chk Pass	Chk Pass	Chk Pass
High Limit							
Low Limit							

Elem	Mg2790	Mn2576	Mo2020	Na5895	Ni2316	Pb2203	Sb2175
IS Ref	(Y_3710)	(Y_3600)	(Y_2243)	(Y_3710)	(In2306)	(Y_2243)	(Y_2243)
Units	ppb	ppb	ppb	ppb	ppb	ppb	ppb
Avg	14103.	1678.3	545.96	12534.	1543.0	26715.	344.0
Stddev	69.	1.1	8.65	5.	22.3	342.	6.5
%RSD	.48956	.06655	1.5844	.03673	1.4432	1.2792	1.895
Check ?	Chk Pass	Chk Pass	Chk Pass	Chk Pass	Chk Pass	Chk Pass	Chk Pass
High Limit							
Low Limit							

Sample Name: 240-124104-a-1-a Acquired: 12/23/2019 20:03:31 Type: Unk
Method: 2019 ICP I9 6010 200.7 Methods(v185) Mode: CONC Corr. Factor: 1.000000
User: analyst Custom ID1: Custom ID2: Custom ID3:
Comment:

Elem	Se1960	Sn1899	Ti3372	Tl1908	V_2908	Zn2062	Si2516
IS Ref	(Y_2243)	(In2306)	(Y_3600)	(In2306)	(Y_3710)	(In2306)	(Y_3710)
Units	ppb	ppb	ppb	ppb	ppb	ppb	ppb
Avg	8.1060	1237.5	6539.2	-8.9259	116.71	F 54411.	3703.5
Stddev	1.0904	25.5	30.8	1.0787	3.93	440.	12.1
%RSD	13.452	2.0637	.47162	12.085	3.3660	.80912	.32789
Check ?	Chk Pass	Chk Pass	Chk Pass	Chk Pass	Chk Pass	Chk Fail	Chk Pass
High Limit						30000.	
Low Limit						-500000.	

Elem	Sr3464
IS Ref	(Y_3710)
Units	ppb
Avg	426.70
Stddev	7.63
%RSD	1.7877
Check ?	Chk Pass
High Limit	
Low Limit	

Int. Std.	In2306	Y_2243	Y_3600	Y_3710
Units	Cts/S	Cts/S	Cts/S	Cts/S
Avg	7027.0	4788.9	48988.	7706.9
Stddev	14.1	11.5	16.	50.9
%RSD	.20072	.24072	.03216	.66051
Check ?	Chk Pass	Chk Pass	Chk Pass	Chk Pass
Value	90.575%	97.100%	92.438%	105.18%
Range				

Sample Name: mb 240-416669/1-a Acquired: 12/23/2019 20:08:01 Type: QC
Method: 2019 ICP I9 6010 200.7 Methods(v185) Mode: CONC Corr. Factor: 1.000000
User: analyst Custom ID1: Custom ID2: Custom ID3:
Comment:

Elem	Ag3280	Al3082	As1890	B_1826	Ba4554	Be3130	Ca3179	Cd2288
IS Ref	(Y_3600)	(Y_3710)	(Y_2243)	(Y_2243)	(Y_3710)	(Y_3710)	(Y_3710)	(Y_2243)
Units	ppb	ppb	ppb	ppb	ppb	ppb	ppb	ppb
Avg	.69647	-7.8122	-3.1029	.19635	.82735	.07622	35.375	-.0214
Stddev	.71062	19.805	.6862	.45612	.15741	.08292	4.880	.2625
%RSD	102.03	253.51	22.115	232.30	19.026	108.79	13.794	1224.
Check ?	Chk Pass	Chk Pass	Chk Pass	Chk Pass	Chk Pass	Chk Pass	Chk Pass	Chk Pass
High Limit								
Low Limit								

Elem	Co2286	Cr2677	Cu3273	Fe2599	K_7664	Li6707	Mg2790	Mn2576
IS Ref	(In2306)	(Y_3600)	(Y_3600)	(Y_3710)	(Y_3710)	(Y_3710)	(Y_3710)	(Y_3600)
Units	ppb	ppb	ppb	ppb	ppb	ppb	ppb	ppb
Avg	.43211	.82345	.91125	17.114	138.45	4.7415	-1.5532	-.17515
Stddev	.10375	.18394	.63829	2.563	39.67	3.1094	10.267	.07111
%RSD	24.009	22.338	70.045	14.977	28.650	65.579	661.01	40.597
Check ?	Chk Pass	Chk Pass	Chk Pass	Chk Pass	Chk Pass	Chk Pass	Chk Pass	Chk Pass
High Limit								
Low Limit								

Elem	Mo2020	Na5895	Ni2316	Pb2203	Sb2175	Se1960	Sn1899	Ti3372
IS Ref	(Y_2243)	(Y_3710)	(In2306)	(Y_2243)	(Y_2243)	(Y_2243)	(In2306)	(Y_3600)
Units	ppb	ppb	ppb	ppb	ppb	ppb	ppb	ppb
Avg	-7.0447	176.63	-.60051	-.08709	-1.493	-4.0195	.44483	.19485
Stddev	.1982	9.28	.28708	.70555	1.355	.9672	.43102	.27800
%RSD	2.8129	5.2553	47.806	810.12	90.82	24.062	96.896	142.67
Check ?	Chk Pass	Chk Pass	Chk Pass	Chk Pass	Chk Pass	Chk Pass	Chk Pass	Chk Pass
High Limit								
Low Limit								

Sample Name: mb 240-416669/1-a Acquired: 12/23/2019 20:08:01 Type: QC
Method: 2019 ICP I9 6010 200.7 Methods(v185) Mode: CONC Corr. Factor: 1.000000
User: analyst Custom ID1: Custom ID2: Custom ID3:
Comment:

Elem	Tl1908	V_2908	Zn2062	Si2516	Sr3464
IS Ref	(In2306)	(Y_3710)	(In2306)	(Y_3710)	(Y_3710)
Units	ppb	ppb	ppb	ppb	ppb
Avg	-.10356	-1.3475	-1.0318	33.525	1.9327
Stddev	.45895	3.0546	.1274	3.070	1.4282
%RSD	443.18	226.68	12.344	9.1571	73.897
Check ?	Chk Pass	Chk Pass	Chk Pass	Chk Pass	Chk Pass
High Limit					
Low Limit					

Int. Std.	In2306	Y_2243	Y_3600	Y_3710
Units	Cts/S	Cts/S	Cts/S	Cts/S
Avg	7966.2	5055.6	51967.	7696.0
Stddev	11.8	10.0	14.	28.4
%RSD	.14754	.19824	.02749	.36865

Sample Name: lcs 240-416669/2-a Acquired: 12/23/2019 20:12:27 Type: QC
Method: 2019 ICP I9 6010 200.7 Methods(v185) Mode: CONC Corr. Factor: 1.000000
User: analyst Custom ID1: Custom ID2: Custom ID3:
Comment:

Elem	Ag3280	Al3082	As1890	B_1826	Ba4554	Be3130	Ca3179	Cd2288
IS Ref	(Y_3600)	(Y_3710)	(Y_2243)	(Y_2243)	(Y_3710)	(Y_3710)	(Y_3710)	(Y_2243)
Units	ppb	ppb	ppb	ppb	ppb	ppb	ppb	ppb
Avg	102.51	9151.8	2047.5	1049.6	1984.9	1067.6	47550.	989.8
Stddev	.98	61.1	1.3	2.0	4.8	1.7	77.	1.0
%RSD	.96044	.66779	.06241	.18791	.24014	.16202	.16154	.0994
Check ?	Chk Pass	Chk Pass	Chk Pass	Chk Pass	Chk Pass	Chk Pass	Chk Pass	Chk Pass
Value								
Range								

Elem	Co2286	Cr2677	Cu3273	Fe2599	K_7664	Li6707	Mg2790	Mn2576
IS Ref	(In2306)	(Y_3600)	(Y_3600)	(Y_3710)	(Y_3710)	(Y_3710)	(Y_3710)	(Y_3600)
Units	ppb	ppb	ppb	ppb	ppb	ppb	ppb	ppb
Avg	1024.6	983.76	1014.4	9585.1	46184.	987.40	49820.	1076.8
Stddev	1.0	1.96	2.0	14.9	79.	1.56	99.	2.5
%RSD	.09725	.19917	.20185	.15554	.17091	.15826	.19791	.23089
Check ?	Chk Pass	Chk Pass	Chk Pass	Chk Pass	Chk Pass	Chk Pass	Chk Pass	Chk Pass
Value								
Range								

Elem	Mo2020	Na5895	Ni2316	Pb2203	Sb2175	Se1960	Sn1899	Ti3372
IS Ref	(Y_2243)	(Y_3710)	(In2306)	(Y_2243)	(Y_2243)	(Y_2243)	(In2306)	(Y_3600)
Units	ppb	ppb	ppb	ppb	ppb	ppb	ppb	ppb
Avg	979.90	50069.	1021.7	977.77	1017.	1988.4	1992.4	1087.8
Stddev	14.24	169.	.7	1.77	5.	1.2	5.2	2.1
%RSD	1.4527	.33729	.06974	.18151	.5200	.06169	.26208	.19369
Check ?	Chk Pass	Chk Pass	Chk Pass	Chk Pass	Chk Pass	Chk Pass	Chk Pass	Chk Pass
Value								
Range								

Sample Name: lcs 240-416669/2-a Acquired: 12/23/2019 20:12:27 Type: QC
Method: 2019 ICP I9 6010 200.7 Methods(v185) Mode: CONC Corr. Factor: 1.000000
User: analyst Custom ID1: Custom ID2: Custom ID3:
Comment:

Elem	Tl1908	V_2908	Zn2062	Si2516	Sr3464
IS Ref	(In2306)	(Y_3710)	(In2306)	(Y_3710)	(Y_3710)
Units	ppb	ppb	ppb	ppb	ppb
Avg	1915.3	922.53	1057.3	1983.2	912.78
Stddev	28.4	5.55	2.6	12.2	6.74
%RSD	1.4837	.60116	.25031	.61358	.73816
Check ?	Chk Pass	Chk Pass	Chk Pass	Chk Pass	Chk Pass
Value					
Range					

Int. Std.	In2306	Y_2243	Y_3600	Y_3710
Units	Cts/S	Cts/S	Cts/S	Cts/S
Avg	7098.3	4895.1	49099.	7625.1
Stddev	11.7	7.1	90.	10.8
%RSD	.16552	.14585	.18345	.14209

Sample Name: CCV-4543978 Acquired: 12/23/2019 20:16:25 Type: QC
Method: 2019 ICP I9 6010 200.7 Methods(v185) Mode: CONC Corr. Factor: 1.000000
User: analyst Custom ID1: Custom ID2: Custom ID3:
Comment:

Elem	Ag3280	Al3082	As1890	B_1826	Ba4554	Be3130	Ca3179
IS Ref	(Y_3600)	(Y_3710)	(Y_2243)	(Y_2243)	(Y_3710)	(Y_3710)	(Y_3710)
Units	ppb	ppb	ppb	ppb	ppb	ppb	ppb
Avg	1039.7	46958.	2084.0	5261.3	2065.7	2179.6	48939.
Stddev	3.8	103.	3.9	3.7	5.1	6.0	14.
%RSD	.36649	.21972	.18780	.06951	.24732	.27506	.02816
Check ?	Chk Pass	Chk Pass	Chk Pass	Chk Pass	Chk Pass	Chk Pass	Chk Pass
Value							
Range							

Elem	Cd2288	Co2286	Cr2677	Cu3273	Fe2599	K_7664	Li6707
IS Ref	(Y_2243)	(In2306)	(Y_3600)	(Y_3600)	(Y_3710)	(Y_3710)	(Y_3710)
Units	ppb	ppb	ppb	ppb	ppb	ppb	ppb
Avg	2009.	2135.2	2028.0	2086.2	48703.	47267.	2029.6
Stddev	4.	4.5	7.0	5.1	106.	36.	8.9
%RSD	.1814	.21038	.34564	.24513	.21708	.07677	.43968
Check ?	Chk Pass	Chk Pass	Chk Pass	Chk Pass	Chk Pass	Chk Pass	Chk Pass
Value							
Range							

Elem	Mg2790	Mn2576	Mo2020	Na5895	Ni2316	Pb2203	Sb2175
IS Ref	(Y_3710)	(Y_3600)	(Y_2243)	(Y_3710)	(In2306)	(Y_2243)	(Y_2243)
Units	ppb	ppb	ppb	ppb	ppb	ppb	ppb
Avg	51000.	F 2222.1	2067.9	50898.	2125.0	1988.8	2019.
Stddev	151.	5.6	19.7	138.	4.6	4.1	6.
%RSD	.29669	.25059	.95065	.27070	.21577	.20675	.2787
Check ?	Chk Pass	Chk Fail	Chk Pass	Chk Pass	Chk Pass	Chk Pass	Chk Pass
Value		2000.0					
Range		10.500%					

Sample Name: CCV-4543978 Acquired: 12/23/2019 20:16:25 Type: QC
Method: 2019 ICP I9 6010 200.7 Methods(v185) Mode: CONC Corr. Factor: 1.000000
User: analyst Custom ID1: Custom ID2: Custom ID3:
Comment:

Elem	Se1960	Sn1899	Ti3372	Tl1908	V_2908	Zn2062	Si2516
IS Ref	(Y_2243)	(In2306)	(Y_3600)	(In2306)	(Y_3710)	(In2306)	(Y_3710)
Units	ppb	ppb	ppb	ppb	ppb	ppb	ppb
Avg	2021.9	2078.9	F 2257.0	2010.0	1912.9	2191.1	19983.
Stddev	11.7	7.0	7.9	17.3	5.9	3.4	48.
%RSD	.58063	.33656	.35204	.85940	.30804	.15500	.23814
Check ?	Chk Pass	Chk Pass	Chk Fail	Chk Pass	Chk Pass	Chk Pass	Chk Pass
Value			2000.0				
Range			10.500%				

Elem	Sr3464
IS Ref	(Y_3710)
Units	ppb
Avg	1885.4
Stddev	1.5
%RSD	.08165
Check ?	Chk Pass
Value	
Range	

Int. Std.	In2306	Y_2243	Y_3600	Y_3710
Units	Cts/S	Cts/S	Cts/S	Cts/S
Avg	6900.2	4836.9	48438.	7494.7
Stddev	1.5	6.1	154.	20.9
%RSD	.02137	.12587	.31724	.27923

Sample Name: CCB Acquired: 12/23/2019 20:20:22 Type: QC
Method: 2019 ICP I9 6010 200.7 Methods(v185) Mode: CONC Corr. Factor: 1.000000
User: analyst Custom ID1: Custom ID2: Custom ID3:
Comment:

Elem	Ag3280	Al3082	As1890	B_1826	Ba4554	Be3130	Ca3179	Cd2288
IS Ref	(Y_3600)	(Y_3710)	(Y_2243)	(Y_2243)	(Y_3710)	(Y_3710)	(Y_3710)	(Y_2243)
Units	ppb	ppb	ppb	ppb	ppb	ppb	ppb	ppb
Avg	.41802	-23.828	-4.0156	5.8565	.28670	.17122	-52.799	-.0802
Stddev	.43400	53.645	2.3023	1.2145	.15140	.04249	4.365	.0656
%RSD	103.82	225.14	57.334	20.737	52.807	24.818	8.2665	81.77
Check ?	Chk Pass	Chk Pass	Chk Pass	Chk Pass	Chk Pass	Chk Pass	Chk Pass	Chk Pass
High Limit								
Low Limit								

Elem	Co2286	Cr2677	Cu3273	Fe2599	K_7664	Li6707	Mg2790	Mn2576
IS Ref	(In2306)	(Y_3600)	(Y_3600)	(Y_3710)	(Y_3710)	(Y_3710)	(Y_3710)	(Y_3600)
Units	ppb	ppb	ppb	ppb	ppb	ppb	ppb	ppb
Avg	.22592	.31609	1.2965	2.7551	22.783	3.5459	17.466	-.11550
Stddev	.54869	.23779	.5634	1.6368	31.934	2.1570	25.246	.00980
%RSD	242.87	75.229	43.454	59.411	140.17	60.831	144.55	8.4859
Check ?	Chk Pass	Chk Pass	Chk Pass	Chk Pass	Chk Pass	Chk Pass	Chk Pass	Chk Pass
High Limit								
Low Limit								

Elem	Mo2020	Na5895	Ni2316	Pb2203	Sb2175	Se1960	Sn1899	Ti3372
IS Ref	(Y_2243)	(Y_3710)	(In2306)	(Y_2243)	(Y_2243)	(Y_2243)	(In2306)	(Y_3600)
Units	ppb	ppb	ppb	ppb	ppb	ppb	ppb	ppb
Avg	6.6781	99.982	.11674	1.4284	-.1795	-2.0058	-.16179	-.19760
Stddev	2.6213	8.863	.53753	1.3750	1.903	1.6789	.55264	.19422
%RSD	39.252	8.8648	460.44	96.264	1060.	83.704	341.59	98.289
Check ?	Chk Pass	Chk Pass	Chk Pass	Chk Pass	Chk Pass	Chk Pass	Chk Pass	Chk Pass
High Limit								
Low Limit								

Sample Name: CCB Acquired: 12/23/2019 20:20:22 Type: QC
Method: 2019 ICP I9 6010 200.7 Methods(v185) Mode: CONC Corr. Factor: 1.000000
User: analyst Custom ID1: Custom ID2: Custom ID3:
Comment:

Elem	Tl1908	V_2908	Zn2062	Si2516	Sr3464
IS Ref	(In2306)	(Y_3710)	(In2306)	(Y_3710)	(Y_3710)
Units	ppb	ppb	ppb	ppb	ppb
Avg	5.1973	-3.6277	-1.9383	13.738	4.0032
Stddev	.6600	1.6786	.0852	3.162	5.3194
%RSD	12.699	46.270	4.3978	23.015	132.88
Check ?	Chk Pass	Chk Pass	Chk Pass	Chk Pass	Chk Pass
High Limit					
Low Limit					

Int. Std.	In2306	Y_2243	Y_3600	Y_3710
Units	Cts/S	Cts/S	Cts/S	Cts/S
Avg	7997.5	5092.0	51975.	7692.2
Stddev	20.4	12.0	78.	11.2
%RSD	.25452	.23645	.15020	.14551

Sample Name: 240-124086-e-1-a Acquired: 12/23/2019 20:24:47 Type: Unk
Method: 2019 ICP I9 6010 200.7 Methods(v185) Mode: CONC Corr. Factor: 1.000000
User: analyst Custom ID1: Custom ID2: Custom ID3:
Comment:

Elem	Ag3280	Al3082	As1890	B_1826	Ba4554	Be3130	Ca3179	Cd2288
IS Ref	(Y_3600)	(Y_3710)	(Y_2243)	(Y_2243)	(Y_3710)	(Y_3710)	(Y_3710)	(Y_2243)
Units	ppb	ppb	ppb	ppb	ppb	ppb	ppb	ppb
Avg	.05252	-13.432	-1.4822	875.91	91.735	.02393	90437.	-.0697
Stddev	.37215	23.875	2.1367	7.83	.344	.11867	80.	.0531
%RSD	708.61	177.74	144.16	.89339	.37518	495.87	.08851	76.14
Check ?	Chk Pass	Chk Pass	Chk Pass	Chk Pass	Chk Pass	Chk Pass	Chk Pass	Chk Pass
High Limit								
Low Limit								

Elem	Co2286	Cr2677	Cu3273	Fe2599	K_7664	Li6707	Mg2790	Mn2576
IS Ref	(In2306)	(Y_3600)	(Y_3600)	(Y_3710)	(Y_3710)	(Y_3710)	(Y_3710)	(Y_3600)
Units	ppb	ppb	ppb	ppb	ppb	ppb	ppb	ppb
Avg	.81345	1.3976	2.1837	1.2279	3020.8	23.335	29919.	34.104
Stddev	.31966	.1283	.1350	2.8217	71.9	1.409	221.	.302
%RSD	39.297	9.1785	6.1806	229.80	2.3816	6.0389	.74004	.88575
Check ?	Chk Pass	Chk Pass	Chk Pass	Chk Pass	Chk Pass	Chk Pass	Chk Pass	Chk Pass
High Limit								
Low Limit								

Elem	Mo2020	Na5895	Ni2316	Pb2203	Sb2175	Se1960	Sn1899	Ti3372
IS Ref	(Y_2243)	(Y_3710)	(In2306)	(Y_2243)	(Y_2243)	(Y_2243)	(In2306)	(Y_3600)
Units	ppb	ppb	ppb	ppb	ppb	ppb	ppb	ppb
Avg	-3.0109	78468.	.39612	2.0950	-2.548	-.41059	-.96790	-.65391
Stddev	.3945	78.	.39357	.1136	4.120	3.3585	.31313	.18989
%RSD	13.101	.09980	99.357	5.4223	161.7	817.98	32.351	29.039
Check ?	Chk Pass	Chk Pass	Chk Pass	Chk Pass	Chk Pass	Chk Pass	Chk Pass	Chk Pass
High Limit								
Low Limit								

Sample Name: 240-124086-e-1-a Acquired: 12/23/2019 20:24:47 Type: Unk
Method: 2019 ICP I9 6010 200.7 Methods(v185) Mode: CONC Corr. Factor: 1.000000
User: analyst Custom ID1: Custom ID2: Custom ID3:
Comment:

Elem	Tl1908	V_2908	Zn2062	Si2516	Sr3464
IS Ref	(In2306)	(Y_3710)	(In2306)	(Y_3710)	(Y_3710)
Units	ppb	ppb	ppb	ppb	ppb
Avg	.89701	-.11032	-2.6432	5881.4	227.12
Stddev	.68027	2.9258	.0701	18.8	2.80
%RSD	75.838	2652.0	2.6505	.31934	1.2310
Check ?	Chk Pass	Chk Pass	Chk Pass	Chk Pass	Chk Pass
High Limit					
Low Limit					

Int. Std.	In2306	Y_2243	Y_3600	Y_3710
Units	Cts/S	Cts/S	Cts/S	Cts/S
Avg	7131.8	4833.4	49103.	7623.6
Stddev	10.8	8.5	100.	8.5
%RSD	.15097	.17629	.20325	.11201
Check ?	Chk Pass	Chk Pass	Chk Pass	Chk Pass
Value	91.926%	98.003%	92.655%	104.04%
Range				

Sample Name: CCVL-4559316 Acquired: 12/23/2019 20:29:09 Type: QC
Method: 2019 ICP I9 6010 200.7 Methods(v185) Mode: CONC Corr. Factor: 1.000000
User: analyst Custom ID1: Custom ID2: Custom ID3:
Comment:

Elem	Ag3280	Al3082	As1890	B_1826	Ba4554	Be3130	Ca3179	Cd2288
IS Ref	(Y_3600)	(Y_3710)	(Y_2243)	(Y_2243)	(Y_3710)	(Y_3710)	(Y_3710)	(Y_2243)
Units	ppb	ppb	ppb	ppb	ppb	ppb	ppb	ppb
Avg	10.841	167.03	11.351	103.52	204.76	5.4380	4914.8	4.965
Stddev	.551	31.94	2.867	1.35	.60	.1085	10.8	.121
%RSD	5.0780	19.120	25.257	1.2996	.29257	1.9947	.21887	2.442
Check ?	Chk Pass	Chk Pass	Chk Pass	Chk Pass	Chk Pass	Chk Pass	Chk Pass	Chk Pass
Value								
Range								

Elem	Co2286	Cr2677	Cu3273	Fe2599	K_7664	Li6707	Mg2790	Mn2576
IS Ref	(In2306)	(Y_3600)	(Y_3600)	(Y_3710)	(Y_3710)	(Y_3710)	(Y_3710)	(Y_3600)
Units	ppb	ppb	ppb	ppb	ppb	ppb	ppb	ppb
Avg	10.196	10.960	26.483	196.54	4780.5	53.823	5163.3	16.780
Stddev	.229	.043	1.543	1.83	35.7	4.474	22.4	.051
%RSD	2.2417	.39399	5.8264	.93051	.74606	8.3125	.43397	.30607
Check ?	Chk Pass	Chk Pass	Chk Pass	Chk Pass	Chk Pass	Chk Pass	Chk Pass	Chk Pass
Value								
Range								

Elem	Mo2020	Na5895	Ni2316	Pb2203	Sb2175	Se1960	Sn1899	Ti3372
IS Ref	(Y_2243)	(Y_3710)	(In2306)	(Y_2243)	(Y_2243)	(Y_2243)	(In2306)	(Y_3600)
Units	ppb	ppb	ppb	ppb	ppb	ppb	ppb	ppb
Avg	33.883	5103.3	39.697	10.502	16.91	18.482	97.171	54.043
Stddev	.438	19.4	.394	.714	1.28	3.461	1.170	.073
%RSD	1.2931	.38083	.99319	6.8026	7.586	18.726	1.2042	.13539
Check ?	Chk Pass	Chk Pass	Chk Pass	Chk Pass	Chk Pass	Chk Pass	Chk Pass	Chk Pass
Value								
Range								

Sample Name: CCVL-4559316 Acquired: 12/23/2019 20:29:09 Type: QC
Method: 2019 ICP I9 6010 200.7 Methods(v185) Mode: CONC Corr. Factor: 1.000000
User: analyst Custom ID1: Custom ID2: Custom ID3:
Comment:

Elem	Tl1908	V_2908	Zn2062	Si2516	Sr3464
IS Ref	(In2306)	(Y_3710)	(In2306)	(Y_3710)	(Y_3710)
Units	ppb	ppb	ppb	ppb	ppb
Avg	18.677	47.902	49.793	509.48	59.248
Stddev	.927	5.327	.511	8.80	.814
%RSD	4.9620	11.121	1.0265	1.7272	1.3744
Check ?	Chk Pass	Chk Pass	Chk Pass	Chk Pass	Chk Pass
Value					
Range					

Int. Std.	In2306	Y_2243	Y_3600	Y_3710
Units	Cts/S	Cts/S	Cts/S	Cts/S
Avg	7701.8	4952.1	50735.	7553.9
Stddev	10.8	7.3	94.	7.3
%RSD	.13970	.14833	.18559	.09628

Sample Name: SD 240-124086-e-1a@5 Acquired: 12/23/2019 20:33:29 Type: Unk
Method: 2019 ICP I9 6010 200.7 Methods(v185) Mode: CONC Corr. Factor: 1.000000
User: analyst Custom ID1: Custom ID2: Custom ID3:
Comment:

Elem	Ag3280	Al3082	As1890	B_1826	Ba4554	Be3130	Ca3179	Cd2288
IS Ref	(Y_3600)	(Y_3710)	(Y_2243)	(Y_2243)	(Y_3710)	(Y_3710)	(Y_3710)	(Y_2243)
Units	ppb	ppb	ppb	ppb	ppb	ppb	ppb	ppb
Avg	.42679	-34.469	-5.0858	173.90	19.040	.10259	18371.	-.0334
Stddev	.55808	26.631	1.4217	4.83	.139	.03419	75.	.0103
%RSD	130.76	77.261	27.954	2.7751	.72983	33.331	.41096	30.96
Check ?	Chk Pass	Chk Pass	Chk Pass	Chk Pass	Chk Pass	Chk Pass	Chk Pass	Chk Pass
High Limit								
Low Limit								

Elem	Co2286	Cr2677	Cu3273	Fe2599	K_7664	Li6707	Mg2790	Mn2576
IS Ref	(In2306)	(Y_3600)	(Y_3600)	(Y_3710)	(Y_3710)	(Y_3710)	(Y_3710)	(Y_3600)
Units	ppb	ppb	ppb	ppb	ppb	ppb	ppb	ppb
Avg	.40961	.76488	.66493	-4.9877	675.90	8.6539	6210.3	6.7882
Stddev	.12088	.20160	.31772	3.9891	31.46	2.0997	78.4	.0239
%RSD	29.511	26.357	47.782	79.979	4.6546	24.263	1.2624	.35208
Check ?	Chk Pass	Chk Pass	Chk Pass	Chk Pass	Chk Pass	Chk Pass	Chk Pass	Chk Pass
High Limit								
Low Limit								

Elem	Mo2020	Na5895	Ni2316	Pb2203	Sb2175	Se1960	Sn1899	Ti3372
IS Ref	(Y_2243)	(Y_3710)	(In2306)	(Y_2243)	(Y_2243)	(Y_2243)	(In2306)	(Y_3600)
Units	ppb	ppb	ppb	ppb	ppb	ppb	ppb	ppb
Avg	-7.8551	15915.	-.18408	.10635	.1561	-2.0326	-1.0331	-.80092
Stddev	.4638	72.	.35150	.50952	3.100	2.5350	.6567	.36853
%RSD	5.9043	.45217	190.95	479.12	1987.	124.72	63.568	46.013
Check ?	Chk Pass	Chk Pass	Chk Pass	Chk Pass	Chk Pass	Chk Pass	Chk Pass	Chk Pass
High Limit								
Low Limit								

Sample Name: SD 240-124086-e-1a@5 Acquired: 12/23/2019 20:33:29 Type: Unk
Method: 2019 ICP I9 6010 200.7 Methods(v185) Mode: CONC Corr. Factor: 1.000000
User: analyst Custom ID1: Custom ID2: Custom ID3:
Comment:

Elem	Tl1908	V_2908	Zn2062	Si2516	Sr3464
IS Ref	(In2306)	(Y_3710)	(In2306)	(Y_3710)	(Y_3710)
Units	ppb	ppb	ppb	ppb	ppb
Avg	.88628	.22722	-2.9492	1194.2	48.002
Stddev	.94470	2.9545	.2123	13.5	.535
%RSD	106.59	1300.3	7.1986	1.1318	1.1154
Check ?	Chk Pass	Chk Pass	Chk Pass	Chk Pass	Chk Pass
High Limit					
Low Limit					

Int. Std.	In2306	Y_2243	Y_3600	Y_3710
Units	Cts/S	Cts/S	Cts/S	Cts/S
Avg	7631.0	4918.5	50863.	7664.7
Stddev	137.4	84.4	283.	40.0
%RSD	1.8001	1.7166	.55629	.52148
Check ?	Chk Pass	Chk Pass	Chk Pass	Chk Pass
Value	98.361%	99.729%	95.976%	104.61%
Range				

Sample Name: PDS 240-124086-e-1-a Acquired: 12/23/2019 20:37:51 Type: Unk
Method: 2019 ICP I9 6010 200.7 Methods(v185) Mode: CONC Corr. Factor: 1.000000
User: analyst Custom ID1: Custom ID2: Custom ID3:
Comment:

Elem	Ag3280	Al3082	As1890	B_1826	Ba4554	Be3130	Ca3179
IS Ref	(Y_3600)	(Y_3710)	(Y_2243)	(Y_2243)	(Y_3710)	(Y_3710)	(Y_3710)
Units	ppb	ppb	ppb	ppb	ppb	ppb	ppb
Avg	W 112.29	10634.	2379.9	2031.9	2374.8	1217.3	141290.
Stddev	.59	43.	11.7	4.1	2.5	4.9	69.
%RSD	.52860	.39989	.49122	.20281	.10341	.40255	.04851
Check ?	Chk Warn	Chk Pass	Chk Pass	Chk Pass	Chk Pass	Chk Pass	Chk Pass
High Limit	100.00						
Low Limit	-500000.						

Elem	Cd2288	Co2286	Cr2677	Cu3273	Fe2599	K_7664	Li6707
IS Ref	(Y_2243)	(In2306)	(Y_3600)	(Y_3600)	(Y_3710)	(Y_3710)	(Y_3710)
Units	ppb	ppb	ppb	ppb	ppb	ppb	ppb
Avg	1144.	1181.5	1128.0	1160.0	10911.	56491.	1160.1
Stddev	4.	4.1	2.5	2.8	42.	106.	2.5
%RSD	.3322	.34955	.22093	.24299	.38537	.18768	.21906
Check ?	Chk Pass	Chk Pass	Chk Pass	Chk Pass	Chk Pass	Chk Pass	Chk Pass
High Limit							
Low Limit							

Elem	Mg2790	Mn2576	Mo2020	Na5895	Ni2316	Pb2203	Sb2175
IS Ref	(Y_3710)	(Y_3600)	(Y_2243)	(Y_3710)	(In2306)	(Y_2243)	(Y_2243)
Units	ppb	ppb	ppb	ppb	ppb	ppb	ppb
Avg	84587.	1247.1	1132.7	132700.	1175.5	1097.0	1128.
Stddev	247.	6.4	20.7	280.	3.3	2.8	12.
%RSD	.29157	.51088	1.8239	.21099	.28402	.25332	1.034
Check ?	Chk Pass	Chk Pass	Chk Pass	Chk Pass	Chk Pass	Chk Pass	Chk Pass
High Limit							
Low Limit							

Sample Name: PDS 240-124086-e-1-a Acquired: 12/23/2019 20:37:51 Type: Unk
Method: 2019 ICP I9 6010 200.7 Methods(v185) Mode: CONC Corr. Factor: 1.000000
User: analyst Custom ID1: Custom ID2: Custom ID3:
Comment:

Elem	Se1960	Sn1899	Ti3372	Tl1908	V_2908	Zn2062	Si2516
IS Ref	(Y_2243)	(In2306)	(Y_3600)	(In2306)	(Y_3710)	(In2306)	(Y_3710)
Units	ppb	ppb	ppb	ppb	ppb	ppb	ppb
Avg	2285.0	2321.6	1240.4	2233.5	1067.7	1200.1	8017.6
Stddev	7.0	13.9	4.8	14.6	1.1	3.2	12.9
%RSD	.30481	.60078	.38374	.65229	.09835	.26634	.16069
Check ?	Chk Pass	Chk Pass	Chk Pass	Chk Pass	Chk Pass	Chk Pass	Chk Pass
High Limit							
Low Limit							

Elem	Sr3464
IS Ref	(Y_3710)
Units	ppb
Avg	1262.7
Stddev	8.4
%RSD	.66603
Check ?	Chk Pass
High Limit	
Low Limit	

Int. Std.	In2306	Y_2243	Y_3600	Y_3710
Units	Cts/S	Cts/S	Cts/S	Cts/S
Avg	6706.8	4732.3	47502.	7493.5
Stddev	4.3	6.3	169.	21.7
%RSD	.06422	.13227	.35633	.29015
Check ?	Chk Pass	Chk Pass	Chk Pass	Chk Pass
Value	86.447%	95.953%	89.633%	102.27%
Range				

Sample Name: 240-124086-e-1-b ms Acquired: 12/23/2019 20:41:49 Type: Unk
Method: 2019 ICP I9 6010 200.7 Methods(v185) Mode: CONC Corr. Factor: 1.000000
User: analyst Custom ID1: Custom ID2: Custom ID3:
Comment:

Elem	Ag3280	Al3082	As1890	B_1826	Ba4554	Be3130	Ca3179
IS Ref	(Y_3600)	(Y_3710)	(Y_2243)	(Y_2243)	(Y_3710)	(Y_3710)	(Y_3710)
Units	ppb	ppb	ppb	ppb	ppb	ppb	ppb
Avg	W 105.68	9330.3	2121.9	1991.7	2106.2	1074.8	142510.
Stddev	.59	18.4	3.6	4.8	3.3	4.4	210.
%RSD	.56274	.19695	.16742	.23943	.15677	.41229	.14708
Check ?	Chk Warn	Chk Pass	Chk Pass	Chk Pass	Chk Pass	Chk Pass	Chk Pass
High Limit	100.00						
Low Limit	-500000.						

Elem	Cd2288	Co2286	Cr2677	Cu3273	Fe2599	K_7664	Li6707
IS Ref	(Y_2243)	(In2306)	(Y_3600)	(Y_3600)	(Y_3710)	(Y_3710)	(Y_3710)
Units	ppb	ppb	ppb	ppb	ppb	ppb	ppb
Avg	1018.	1044.9	979.45	1019.1	9583.5	50799.	1023.1
Stddev	1.	2.4	.80	2.2	19.4	18.	3.3
%RSD	.1004	.22683	.08174	.21420	.20260	.03606	.32135
Check ?	Chk Pass	Chk Pass	Chk Pass	Chk Pass	Chk Pass	Chk Pass	Chk Pass
High Limit							
Low Limit							

Elem	Mg2790	Mn2576	Mo2020	Na5895	Ni2316	Pb2203	Sb2175
IS Ref	(Y_3710)	(Y_3600)	(Y_2243)	(Y_3710)	(In2306)	(Y_2243)	(Y_2243)
Units	ppb	ppb	ppb	ppb	ppb	ppb	ppb
Avg	80039.	1093.0	1021.6	132010.	1039.0	975.97	1054.
Stddev	273.	2.9	11.3	323.	2.3	4.58	2.
%RSD	.34167	.26946	1.1088	.24502	.22110	.46901	.1888
Check ?	Chk Pass	Chk Pass	Chk Pass	Chk Pass	Chk Pass	Chk Pass	Chk Pass
High Limit							
Low Limit							

Sample Name: 240-124086-e-1-b ms Acquired: 12/23/2019 20:41:49 Type: Unk
Method: 2019 ICP I9 6010 200.7 Methods(v185) Mode: CONC Corr. Factor: 1.000000
User: analyst Custom ID1: Custom ID2: Custom ID3:
Comment:

Elem	Se1960	Sn1899	Ti3372	Tl1908	V_2908	Zn2062	Si2516
IS Ref	(Y_2243)	(In2306)	(Y_3600)	(In2306)	(Y_3710)	(In2306)	(Y_3710)
Units	ppb	ppb	ppb	ppb	ppb	ppb	ppb
Avg	2039.2	2055.7	1080.2	1947.1	944.77	1074.6	8207.6
Stddev	5.1	1.8	2.0	27.7	5.33	1.4	13.5
%RSD	.25243	.08914	.18499	1.4249	.56459	.13228	.16401
Check ?	Chk Pass	Chk Pass	Chk Pass	Chk Pass	Chk Pass	Chk Pass	Chk Pass
High Limit							
Low Limit							

Elem	Sr3464
IS Ref	(Y_3710)
Units	ppb
Avg	1157.9
Stddev	2.9
%RSD	.25177
Check ?	Chk Pass
High Limit	
Low Limit	

Int. Std.	In2306	Y_2243	Y_3600	Y_3710
Units	Cts/S	Cts/S	Cts/S	Cts/S
Avg	6718.9	4739.5	48361.	7601.0
Stddev	9.5	9.6	116.	25.2
%RSD	.14209	.20289	.23888	.33090
Check ?	Chk Pass	Chk Pass	Chk Pass	Chk Pass
Value	86.604%	96.099%	91.254%	103.74%
Range				

Sample Name: 240-124086-e-1-c msd Acquired: 12/23/2019 20:45:46 Type: Unk
Method: 2019 ICP I9 6010 200.7 Methods(v185) Mode: CONC Corr. Factor: 1.000000
User: analyst Custom ID1: Custom ID2: Custom ID3:
Comment:

Elem	Ag3280	Al3082	As1890	B_1826	Ba4554	Be3130	Ca3179
IS Ref	(Y_3600)	(Y_3710)	(Y_2243)	(Y_2243)	(Y_3710)	(Y_3710)	(Y_3710)
Units	ppb	ppb	ppb	ppb	ppb	ppb	ppb
Avg	W 108.10	9675.4	2171.9	2029.9	2178.2	1108.4	145870.
Stddev	.56	64.8	4.6	.7	1.4	1.8	152.
%RSD	.52010	.66968	.21312	.03389	.06632	.16178	.10451
Check ?	Chk Warn	Chk Pass	Chk Pass	Chk Pass	Chk Pass	Chk Pass	Chk Pass
High Limit	100.00						
Low Limit	-500000.						

Elem	Cd2288	Co2286	Cr2677	Cu3273	Fe2599	K_7664	Li6707
IS Ref	(Y_2243)	(In2306)	(Y_3600)	(Y_3600)	(Y_3710)	(Y_3710)	(Y_3710)
Units	ppb	ppb	ppb	ppb	ppb	ppb	ppb
Avg	1043.	1075.2	1015.3	1054.5	9932.6	52068.	1061.8
Stddev	1.	.7	.8	4.2	7.2	72.	4.5
%RSD	.1267	.06519	.08307	.39440	.07257	.13772	.42263
Check ?	Chk Pass	Chk Pass	Chk Pass	Chk Pass	Chk Pass	Chk Pass	Chk Pass
High Limit							
Low Limit							

Elem	Mg2790	Mn2576	Mo2020	Na5895	Ni2316	Pb2203	Sb2175
IS Ref	(Y_3710)	(Y_3600)	(Y_2243)	(Y_3710)	(In2306)	(Y_2243)	(Y_2243)
Units	ppb	ppb	ppb	ppb	ppb	ppb	ppb
Avg	82441.	1134.5	1049.7	135060.	1070.0	997.43	1079.
Stddev	177.	3.1	13.3	335.	.7	1.36	1.
%RSD	.21468	.27018	1.2661	.24774	.06292	.13622	.1067
Check ?	Chk Pass	Chk Pass	Chk Pass	Chk Pass	Chk Pass	Chk Pass	Chk Pass
High Limit							
Low Limit							

Sample Name: 240-124086-e-1-c msd Acquired: 12/23/2019 20:45:46 Type: Unk
Method: 2019 ICP I9 6010 200.7 Methods(v185) Mode: CONC Corr. Factor: 1.000000
User: analyst Custom ID1: Custom ID2: Custom ID3:
Comment:

Elem	Se1960	Sn1899	Ti3372	Tl1908	V_2908	Zn2062	Si2516
IS Ref	(Y_2243)	(In2306)	(Y_3600)	(In2306)	(Y_3710)	(In2306)	(Y_3710)
Units	ppb	ppb	ppb	ppb	ppb	ppb	ppb
Avg	2091.5	2112.3	1122.5	1984.8	973.46	1108.0	8349.9
Stddev	4.9	8.2	2.9	30.7	5.80	1.6	25.9
%RSD	.23522	.38631	.25705	1.5464	.59555	.14380	.31009
Check ?	Chk Pass	Chk Pass	Chk Pass	Chk Pass	Chk Pass	Chk Pass	Chk Pass
High Limit							
Low Limit							

Elem	Sr3464
IS Ref	(Y_3710)
Units	ppb
Avg	1192.5
Stddev	5.3
%RSD	.44102
Check ?	Chk Pass
High Limit	
Low Limit	

Int. Std.	In2306	Y_2243	Y_3600	Y_3710
Units	Cts/S	Cts/S	Cts/S	Cts/S
Avg	6705.0	4729.2	48111.	7573.7
Stddev	6.4	3.8	185.	27.1
%RSD	.09601	.08111	.38433	.35781
Check ?	Chk Pass	Chk Pass	Chk Pass	Chk Pass
Value	86.425%	95.891%	90.783%	103.36%
Range				

Sample Name: 240-124086-e-2-a Acquired: 12/23/2019 20:49:44 Type: Unk
Method: 2019 ICP I9 6010 200.7 Methods(v185) Mode: CONC Corr. Factor: 1.000000
User: analyst Custom ID1: Custom ID2: Custom ID3:
Comment:

Elem	Ag3280	Al3082	As1890	B_1826	Ba4554	Be3130	Ca3179	Cd2288
IS Ref	(Y_3600)	(Y_3710)	(Y_2243)	(Y_2243)	(Y_3710)	(Y_3710)	(Y_3710)	(Y_2243)
Units	ppb	ppb	ppb	ppb	ppb	ppb	ppb	ppb
Avg	.72735	23.415	-.99012	920.95	98.579	.11590	96254.	.1299
Stddev	.53998	12.401	.12801	.88	.718	.19863	243.	.1175
%RSD	74.239	52.961	12.929	.09514	.72881	171.38	.25215	90.47
Check ?	Chk Pass	Chk Pass	Chk Pass	Chk Pass	Chk Pass	Chk Pass	Chk Pass	Chk Pass
High Limit								
Low Limit								

Elem	Co2286	Cr2677	Cu3273	Fe2599	K_7664	Li6707	Mg2790	Mn2576
IS Ref	(In2306)	(Y_3600)	(Y_3600)	(Y_3710)	(Y_3710)	(Y_3710)	(Y_3710)	(Y_3600)
Units	ppb	ppb	ppb	ppb	ppb	ppb	ppb	ppb
Avg	.86890	1.0950	.63887	.12881	3308.7	22.640	31539.	30.563
Stddev	.05831	.1323	.98282	1.8426	68.3	1.593	106.	.247
%RSD	6.7105	12.083	153.84	1430.5	2.0651	7.0375	.33458	.80734
Check ?	Chk Pass	Chk Pass	Chk Pass	Chk Pass	Chk Pass	Chk Pass	Chk Pass	Chk Pass
High Limit								
Low Limit								

Elem	Mo2020	Na5895	Ni2316	Pb2203	Sb2175	Se1960	Sn1899	Ti3372
IS Ref	(Y_2243)	(Y_3710)	(In2306)	(Y_2243)	(Y_2243)	(Y_2243)	(In2306)	(Y_3600)
Units	ppb	ppb	ppb	ppb	ppb	ppb	ppb	ppb
Avg	8.5139	83164.	1.0414	.62288	-.9573	3.9097	1.2057	-.37734
Stddev	2.6503	236.	.1476	.45967	2.003	2.0584	.9081	.29364
%RSD	31.129	.28366	14.177	73.797	209.2	52.648	75.317	77.816
Check ?	Chk Pass	Chk Pass	Chk Pass	Chk Pass	Chk Pass	Chk Pass	Chk Pass	Chk Pass
High Limit								
Low Limit								

Sample Name: 240-124086-e-2-a Acquired: 12/23/2019 20:49:44 Type: Unk
Method: 2019 ICP I9 6010 200.7 Methods(v185) Mode: CONC Corr. Factor: 1.000000
User: analyst Custom ID1: Custom ID2: Custom ID3:
Comment:

Elem	Tl1908	V_2908	Zn2062	Si2516	Sr3464
IS Ref	(In2306)	(Y_3710)	(In2306)	(Y_3710)	(Y_3710)
Units	ppb	ppb	ppb	ppb	ppb
Avg	6.7027	-2.3102	-2.4521	6312.4	243.72
Stddev	1.2079	3.0334	.1316	49.4	4.31
%RSD	18.022	131.31	5.3664	.78320	1.7688
Check ?	Chk Pass	Chk Pass	Chk Pass	Chk Pass	Chk Pass
High Limit					
Low Limit					

Int. Std.	In2306	Y_2243	Y_3600	Y_3710
Units	Cts/S	Cts/S	Cts/S	Cts/S
Avg	7075.5	4795.4	49084.	7612.2
Stddev	12.5	9.3	71.	26.5
%RSD	.17655	.19449	.14375	.34774
Check ?	Chk Pass	Chk Pass	Chk Pass	Chk Pass
Value	91.200%	97.233%	92.618%	103.89%
Range				

Sample Name: 240-124086-e-3-a Acquired: 12/23/2019 20:54:05 Type: Unk
Method: 2019 ICP I9 6010 200.7 Methods(v185) Mode: CONC Corr. Factor: 1.000000
User: analyst Custom ID1: Custom ID2: Custom ID3:
Comment:

Elem	Ag3280	Al3082	As1890	B_1826	Ba4554	Be3130	Ca3179	Cd2288
IS Ref	(Y_3600)	(Y_3710)	(Y_2243)	(Y_2243)	(Y_3710)	(Y_3710)	(Y_3710)	(Y_2243)
Units	ppb	ppb	ppb	ppb	ppb	ppb	ppb	ppb
Avg	.28321	-17.555	.02258	1341.2	142.57	.11960	98565.	-.1101
Stddev	.75289	10.235	1.5101	7.1	.24	.03033	149.	.1427
%RSD	265.84	58.305	6688.1	.53219	.17082	25.363	.15145	129.6
Check ?	Chk Pass	Chk Pass	Chk Pass	Chk Pass	Chk Pass	Chk Pass	Chk Pass	Chk Pass
High Limit								
Low Limit								

Elem	Co2286	Cr2677	Cu3273	Fe2599	K_7664	Li6707	Mg2790	Mn2576
IS Ref	(In2306)	(Y_3600)	(Y_3600)	(Y_3710)	(Y_3710)	(Y_3710)	(Y_3710)	(Y_3600)
Units	ppb	ppb	ppb	ppb	ppb	ppb	ppb	ppb
Avg	.47394	1.2415	2.7479	2.2999	3870.6	22.831	31230.	12.965
Stddev	.39896	.4026	.2350	1.2547	14.5	3.300	36.	.056
%RSD	84.180	32.429	8.5515	54.556	.37343	14.453	.11680	.43123
Check ?	Chk Pass	Chk Pass	Chk Pass	Chk Pass	Chk Pass	Chk Pass	Chk Pass	Chk Pass
High Limit								
Low Limit								

Elem	Mo2020	Na5895	Ni2316	Pb2203	Sb2175	Se1960	Sn1899	Ti3372
IS Ref	(Y_2243)	(Y_3710)	(In2306)	(Y_2243)	(Y_2243)	(Y_2243)	(In2306)	(Y_3600)
Units	ppb	ppb	ppb	ppb	ppb	ppb	ppb	ppb
Avg	-2.5553	80043.	.70262	1.1181	-1.659	.71135	-.20370	-.95827
Stddev	.7172	99.	.25496	1.2498	1.905	1.1194	.13166	.21243
%RSD	28.067	.12322	36.286	111.77	114.8	157.36	64.635	22.168
Check ?	Chk Pass	Chk Pass	Chk Pass	Chk Pass	Chk Pass	Chk Pass	Chk Pass	Chk Pass
High Limit								
Low Limit								

Sample Name: 240-124086-e-3-a Acquired: 12/23/2019 20:54:05 Type: Unk
Method: 2019 ICP I9 6010 200.7 Methods(v185) Mode: CONC Corr. Factor: 1.000000
User: analyst Custom ID1: Custom ID2: Custom ID3:
Comment:

Elem	Tl1908	V_2908	Zn2062	Si2516	Sr3464
IS Ref	(In2306)	(Y_3710)	(In2306)	(Y_3710)	(Y_3710)
Units	ppb	ppb	ppb	ppb	ppb
Avg	2.5456	-3.9714	11.016	6252.9	231.86
Stddev	1.2240	3.6870	.046	16.0	5.46
%RSD	48.082	92.838	.41331	.25552	2.3532
Check ?	Chk Pass	Chk Pass	Chk Pass	Chk Pass	Chk Pass
High Limit					
Low Limit					

Int. Std.	In2306	Y_2243	Y_3600	Y_3710
Units	Cts/S	Cts/S	Cts/S	Cts/S
Avg	7132.6	4852.0	49180.	7693.5
Stddev	5.6	2.3	41.	10.6
%RSD	.07921	.04830	.08286	.13775
Check ?	Chk Pass	Chk Pass	Chk Pass	Chk Pass
Value	91.936%	98.380%	92.801%	105.00%
Range				

Sample Name: 240-124086-e-4-a Acquired: 12/23/2019 20:58:24 Type: Unk
Method: 2019 ICP I9 6010 200.7 Methods(v185) Mode: CONC Corr. Factor: 1.000000
User: analyst Custom ID1: Custom ID2: Custom ID3:
Comment:

Elem	Ag3280	Al3082	As1890	B_1826	Ba4554	Be3130	Ca3179	Cd2288
IS Ref	(Y_3600)	(Y_3710)	(Y_2243)	(Y_2243)	(Y_3710)	(Y_3710)	(Y_3710)	(Y_2243)
Units	ppb	ppb	ppb	ppb	ppb	ppb	ppb	ppb
Avg	.50552	-3.8660	-2.6130	1325.1	141.84	.07016	97646.	.0465
Stddev	.25126	30.098	.8250	10.0	.46	.06577	177.	.1534
%RSD	49.705	778.53	31.573	.75345	.32439	93.750	.18155	329.5
Check ?	Chk Pass	Chk Pass	Chk Pass	Chk Pass	Chk Pass	Chk Pass	Chk Pass	Chk Pass
High Limit								
Low Limit								

Elem	Co2286	Cr2677	Cu3273	Fe2599	K_7664	Li6707	Mg2790	Mn2576
IS Ref	(In2306)	(Y_3600)	(Y_3600)	(Y_3710)	(Y_3710)	(Y_3710)	(Y_3710)	(Y_3600)
Units	ppb	ppb	ppb	ppb	ppb	ppb	ppb	ppb
Avg	.60131	1.2493	.91012	1.3040	3836.0	21.768	31004.	13.436
Stddev	.19549	.0859	.32985	1.6403	31.0	3.741	384.	.129
%RSD	32.511	6.8733	36.242	125.79	.80851	17.185	1.2381	.96325
Check ?	Chk Pass	Chk Pass	Chk Pass	Chk Pass	Chk Pass	Chk Pass	Chk Pass	Chk Pass
High Limit								
Low Limit								

Elem	Mo2020	Na5895	Ni2316	Pb2203	Sb2175	Se1960	Sn1899	Ti3372
IS Ref	(Y_2243)	(Y_3710)	(In2306)	(Y_2243)	(Y_2243)	(Y_2243)	(In2306)	(Y_3600)
Units	ppb	ppb	ppb	ppb	ppb	ppb	ppb	ppb
Avg	-4.1371	78881.	1.2472	.57465	-.0937	-1.1323	2.9315	-.70532
Stddev	.3956	293.	.1936	.92470	2.600	2.1548	.1671	.02536
%RSD	9.5612	.37121	15.519	160.91	2776.	190.31	5.6999	3.5948
Check ?	Chk Pass	Chk Pass	Chk Pass	Chk Pass	Chk Pass	Chk Pass	Chk Pass	Chk Pass
High Limit								
Low Limit								

Sample Name: 240-124086-e-4-a Acquired: 12/23/2019 20:58:24 Type: Unk
Method: 2019 ICP I9 6010 200.7 Methods(v185) Mode: CONC Corr. Factor: 1.000000
User: analyst Custom ID1: Custom ID2: Custom ID3:
Comment:

Elem	Tl1908	V_2908	Zn2062	Si2516	Sr3464
IS Ref	(In2306)	(Y_3710)	(In2306)	(Y_3710)	(Y_3710)
Units	ppb	ppb	ppb	ppb	ppb
Avg	.92739	-4.2083	-2.8585	6225.2	238.89
Stddev	1.3203	1.2522	.1623	15.0	2.63
%RSD	142.37	29.757	5.6771	.24122	1.1017
Check ?	Chk Pass	Chk Pass	Chk Pass	Chk Pass	Chk Pass
High Limit					
Low Limit					

Int. Std.	In2306	Y_2243	Y_3600	Y_3710
Units	Cts/S	Cts/S	Cts/S	Cts/S
Avg	7125.8	4849.9	49363.	7723.2
Stddev	8.3	8.5	182.	24.1
%RSD	.11671	.17523	.36886	.31171
Check ?	Chk Pass	Chk Pass	Chk Pass	Chk Pass
Value	91.849%	98.338%	93.144%	105.40%
Range				

Sample Name: 240-124086-e-5-a Acquired: 12/23/2019 21:02:44 Type: Unk
Method: 2019 ICP I9 6010 200.7 Methods(v185) Mode: CONC Corr. Factor: 1.000000
User: analyst Custom ID1: Custom ID2: Custom ID3:
Comment:

Elem	Ag3280	Al3082	As1890	B_1826	Ba4554	Be3130	Ca3179
IS Ref	(Y_3600)	(Y_3710)	(Y_2243)	(Y_2243)	(Y_3710)	(Y_3710)	(Y_3710)
Units	ppb	ppb	ppb	ppb	ppb	ppb	ppb
Avg	.12036	-22.820	-2.3937	1693.3	170.65	.04630	99414.
Stddev	.54280	17.697	1.2347	8.2	1.17	.03147	239.
%RSD	451.00	77.548	51.581	.48470	.68306	67.963	.24026
Check ?	Chk Pass	Chk Pass	Chk Pass	Chk Pass	Chk Pass	Chk Pass	Chk Pass
High Limit							
Low Limit							

Elem	Cd2288	Co2286	Cr2677	Cu3273	Fe2599	K_7664	Li6707
IS Ref	(Y_2243)	(In2306)	(Y_3600)	(Y_3600)	(Y_3710)	(Y_3710)	(Y_3710)
Units	ppb	ppb	ppb	ppb	ppb	ppb	ppb
Avg	.0357	.64157	1.5840	1.0255	4.4008	4158.7	21.151
Stddev	.0338	.16021	.3366	.2674	1.1514	50.2	1.162
%RSD	94.61	24.971	21.252	26.073	26.162	1.2064	5.4930
Check ?	Chk Pass	Chk Pass	Chk Pass	Chk Pass	Chk Pass	Chk Pass	Chk Pass
High Limit							
Low Limit							

Elem	Mg2790	Mn2576	Mo2020	Na5895	Ni2316	Pb2203	Sb2175
IS Ref	(Y_3710)	(Y_3600)	(Y_2243)	(Y_3710)	(In2306)	(Y_2243)	(Y_2243)
Units	ppb	ppb	ppb	ppb	ppb	ppb	ppb
Avg	31855.	4.1898	-5.9622	100520.	.75862	.23617	.9041
Stddev	151.	.0315	.4872	318.	.26113	.39727	2.909
%RSD	.47425	.75127	8.1723	.31631	34.421	168.22	321.8
Check ?	Chk Pass	Chk Pass	Chk Pass	Chk Pass	Chk Pass	Chk Pass	Chk Pass
High Limit							
Low Limit							

Sample Name: 240-124086-e-5-a Acquired: 12/23/2019 21:02:44 Type: Unk
Method: 2019 ICP I9 6010 200.7 Methods(v185) Mode: CONC Corr. Factor: 1.000000
User: analyst Custom ID1: Custom ID2: Custom ID3:
Comment:

Elem	Se1960	Sn1899	Ti3372	Tl1908	V_2908	Zn2062	Si2516
IS Ref	(Y_2243)	(In2306)	(Y_3600)	(In2306)	(Y_3710)	(In2306)	(Y_3710)
Units	ppb	ppb	ppb	ppb	ppb	ppb	ppb
Avg	-2.3038	-1.1564	-.80062	1.4055	.47847	-3.2289	5964.9
Stddev	2.8434	.3405	.36279	1.0429	6.4522	.1254	15.4
%RSD	123.42	29.446	45.313	74.204	1348.5	3.8834	.25795
Check ?	Chk Pass	Chk Pass	Chk Pass	Chk Pass	Chk Pass	Chk Pass	Chk Pass
High Limit							
Low Limit							

Elem	Sr3464
IS Ref	(Y_3710)
Units	ppb
Avg	247.64
Stddev	4.16
%RSD	1.6817
Check ?	Chk Pass
High Limit	
Low Limit	

Int. Std.	In2306	Y_2243	Y_3600	Y_3710
Units	Cts/S	Cts/S	Cts/S	Cts/S
Avg	7101.2	4851.4	48890.	7709.3
Stddev	9.6	5.3	59.	52.8
%RSD	.13474	.10890	.12063	.68423
Check ?	Chk Pass	Chk Pass	Chk Pass	Chk Pass
Value	91.531%	98.368%	92.253%	105.21%
Range				

Sample Name: CCV-4543978 Acquired: 12/23/2019 21:07:07 Type: QC
Method: 2019 ICP I9 6010 200.7 Methods(v185) Mode: CONC Corr. Factor: 1.000000
User: analyst Custom ID1: Custom ID2: Custom ID3:
Comment:

Elem	Ag3280	Al3082	As1890	B_1826	Ba4554	Be3130	Ca3179
IS Ref	(Y_3600)	(Y_3710)	(Y_2243)	(Y_2243)	(Y_3710)	(Y_3710)	(Y_3710)
Units	ppb	ppb	ppb	ppb	ppb	ppb	ppb
Avg	1036.1	47270.	2069.0	5246.5	2069.6	2166.4	48737.
Stddev	3.0	134.	3.8	3.2	2.8	3.9	67.
%RSD	.29158	.28279	.18167	.06162	.13602	.17989	.13728
Check ?	Chk Pass	Chk Pass	Chk Pass	Chk Pass	Chk Pass	Chk Pass	Chk Pass
Value							
Range							

Elem	Cd2288	Co2286	Cr2677	Cu3273	Fe2599	K_7664	Li6707
IS Ref	(Y_2243)	(In2306)	(Y_3600)	(Y_3600)	(Y_3710)	(Y_3710)	(Y_3710)
Units	ppb	ppb	ppb	ppb	ppb	ppb	ppb
Avg	2004.	2120.6	2035.0	2077.0	48818.	47143.	2035.8
Stddev	4.	6.4	4.6	3.6	78.	149.	1.5
%RSD	.1837	.30212	.22417	.17223	.16074	.31578	.07147
Check ?	Chk Pass	Chk Pass	Chk Pass	Chk Pass	Chk Pass	Chk Pass	Chk Pass
Value							
Range							

Elem	Mg2790	Mn2576	Mo2020	Na5895	Ni2316	Pb2203	Sb2175
IS Ref	(Y_3710)	(Y_3600)	(Y_2243)	(Y_3710)	(In2306)	(Y_2243)	(Y_2243)
Units	ppb	ppb	ppb	ppb	ppb	ppb	ppb
Avg	50675.	2199.7	2051.7	50751.	2114.0	1979.1	2012.
Stddev	95.	6.6	21.8	55.	6.2	5.4	2.
%RSD	.18652	.30176	1.0615	.10892	.29104	.27223	.1106
Check ?	Chk Pass	Chk Pass	Chk Pass	Chk Pass	Chk Pass	Chk Pass	Chk Pass
Value							
Range							

Sample Name: CCV-4543978 Acquired: 12/23/2019 21:07:07 Type: QC
Method: 2019 ICP I9 6010 200.7 Methods(v185) Mode: CONC Corr. Factor: 1.000000
User: analyst Custom ID1: Custom ID2: Custom ID3:
Comment:

Elem	Se1960	Sn1899	Ti3372	Tl1908	V_2908	Zn2062	Si2516
IS Ref	(Y_2243)	(In2306)	(Y_3600)	(In2306)	(Y_3710)	(In2306)	(Y_3710)
Units	ppb	ppb	ppb	ppb	ppb	ppb	ppb
Avg	2015.6	2074.2	F 2247.6	1996.4	1924.6	2168.4	19887.
Stddev	2.2	10.8	5.2	21.9	1.5	7.1	66.
%RSD	.10889	.52107	.23099	1.0990	.07565	.32725	.33185
Check ?	Chk Pass	Chk Pass	Chk Fail	Chk Pass	Chk Pass	Chk Pass	Chk Pass
Value			2000.0				
Range			10.500%				

Elem	Sr3464
IS Ref	(Y_3710)
Units	ppb
Avg	1897.9
Stddev	4.5
%RSD	.23973
Check ?	Chk Pass
Value	
Range	

Int. Std.	In2306	Y_2243	Y_3600	Y_3710
Units	Cts/S	Cts/S	Cts/S	Cts/S
Avg	6872.8	4814.2	48475.	7543.5
Stddev	20.3	10.6	87.	32.8
%RSD	.29526	.21980	.17931	.43442

Sample Name: CCB Acquired: 12/23/2019 21:11:05 Type: QC
Method: 2019 ICP I9 6010 200.7 Methods(v185) Mode: CONC Corr. Factor: 1.000000
User: analyst Custom ID1: Custom ID2: Custom ID3:
Comment:

Elem	Ag3280	Al3082	As1890	B_1826	Ba4554	Be3130	Ca3179	Cd2288
IS Ref	(Y_3600)	(Y_3710)	(Y_2243)	(Y_2243)	(Y_3710)	(Y_3710)	(Y_3710)	(Y_2243)
Units	ppb	ppb	ppb	ppb	ppb	ppb	ppb	ppb
Avg	.24186	-22.306	-2.9722	8.8442	.23658	.47146	-47.280	.0258
Stddev	.39163	72.433	.5512	.6546	.28932	.19600	2.303	.0089
%RSD	161.92	324.72	18.546	7.4014	122.29	41.574	4.8712	34.71
Check ?	Chk Pass	Chk Pass	Chk Pass	Chk Pass	Chk Pass	Chk Pass	Chk Pass	Chk Pass
High Limit								
Low Limit								

Elem	Co2286	Cr2677	Cu3273	Fe2599	K_7664	Li6707	Mg2790	Mn2576
IS Ref	(In2306)	(Y_3600)	(Y_3600)	(Y_3710)	(Y_3710)	(Y_3710)	(Y_3710)	(Y_3600)
Units	ppb	ppb	ppb	ppb	ppb	ppb	ppb	ppb
Avg	.57430	.74217	1.3623	2.2146	55.734	4.0684	-.60194	-.01964
Stddev	.22869	.00542	.9949	1.0400	23.119	.6667	16.172	.01422
%RSD	39.821	.73088	73.026	46.962	41.480	16.388	2686.6	72.420
Check ?	Chk Pass	Chk Pass	Chk Pass	Chk Pass	Chk Pass	Chk Pass	Chk Pass	Chk Pass
High Limit								
Low Limit								

Elem	Mo2020	Na5895	Ni2316	Pb2203	Sb2175	Se1960	Sn1899	Ti3372
IS Ref	(Y_2243)	(Y_3710)	(In2306)	(Y_2243)	(Y_2243)	(Y_2243)	(In2306)	(Y_3600)
Units	ppb	ppb	ppb	ppb	ppb	ppb	ppb	ppb
Avg	5.5041	116.27	-.19319	1.4365	-.3174	1.1643	-.43398	-.42950
Stddev	2.4563	9.64	.10497	1.3342	1.309	1.6196	.72172	.08390
%RSD	44.627	8.2872	54.337	92.877	412.4	139.11	166.30	19.536
Check ?	Chk Pass	Chk Pass	Chk Pass	Chk Pass	Chk Pass	Chk Pass	Chk Pass	Chk Pass
High Limit								
Low Limit								

Sample Name: CCB Acquired: 12/23/2019 21:11:05 Type: QC
Method: 2019 ICP I9 6010 200.7 Methods(v185) Mode: CONC Corr. Factor: 1.000000
User: analyst Custom ID1: Custom ID2: Custom ID3:
Comment:

Elem	Tl1908	V_2908	Zn2062	Si2516	Sr3464
IS Ref	(In2306)	(Y_3710)	(In2306)	(Y_3710)	(Y_3710)
Units	ppb	ppb	ppb	ppb	ppb
Avg	4.9034	-5.5270	-2.0657	14.420	4.0026
Stddev	.6533	.9443	.0761	3.174	3.1457
%RSD	13.323	17.084	3.6828	22.012	78.592
Check ?	Chk Pass	Chk Pass	Chk Pass	Chk Pass	Chk Pass
High Limit					
Low Limit					

Int. Std.	In2306	Y_2243	Y_3600	Y_3710
Units	Cts/S	Cts/S	Cts/S	Cts/S
Avg	7969.6	5041.2	51612.	7651.2
Stddev	10.4	9.9	78.	4.4
%RSD	.13066	.19651	.15170	.05699

Sample Name: 240-124086-e-6-a Acquired: 12/23/2019 21:15:31 Type: Unk
Method: 2019 ICP I9 6010 200.7 Methods(v185) Mode: CONC Corr. Factor: 1.000000
User: analyst Custom ID1: Custom ID2: Custom ID3:
Comment:

Elem	Ag3280	Al3082	As1890	B_1826	Ba4554	Be3130	Ca3179	Cd2288
IS Ref	(Y_3600)	(Y_3710)	(Y_2243)	(Y_2243)	(Y_3710)	(Y_3710)	(Y_3710)	(Y_2243)
Units	ppb	ppb	ppb	ppb	ppb	ppb	ppb	ppb
Avg	.47850	-5.1708	-1.8609	1661.9	166.77	.13686	96973.	-.0490
Stddev	.36398	40.282	1.2630	7.3	.59	.15165	214.	.1775
%RSD	76.066	779.04	67.867	.43873	.35594	110.81	.22028	362.0
Check ?	Chk Pass	Chk Pass	Chk Pass	Chk Pass	Chk Pass	Chk Pass	Chk Pass	Chk Pass
High Limit								
Low Limit								

Elem	Co2286	Cr2677	Cu3273	Fe2599	K_7664	Li6707	Mg2790	Mn2576
IS Ref	(In2306)	(Y_3600)	(Y_3600)	(Y_3710)	(Y_3710)	(Y_3710)	(Y_3710)	(Y_3600)
Units	ppb	ppb	ppb	ppb	ppb	ppb	ppb	ppb
Avg	.19860	1.4464	1.0320	-2.6174	4111.2	19.299	31046.	4.1814
Stddev	.19858	.3096	.6815	.4906	20.2	2.796	79.	.1354
%RSD	99.990	21.403	66.035	18.743	.49155	14.485	.25319	3.2391
Check ?	Chk Pass	Chk Pass	Chk Pass	Chk Pass	Chk Pass	Chk Pass	Chk Pass	Chk Pass
High Limit								
Low Limit								

Elem	Mo2020	Na5895	Ni2316	Pb2203	Sb2175	Se1960	Sn1899	Ti3372
IS Ref	(Y_2243)	(Y_3710)	(In2306)	(Y_2243)	(Y_2243)	(Y_2243)	(In2306)	(Y_3600)
Units	ppb	ppb	ppb	ppb	ppb	ppb	ppb	ppb
Avg	-3.9533	98485.	.62896	-.54169	-.8692	-3.7221	-.72689	-.50417
Stddev	.7216	165.	.52091	1.5155	2.234	2.4059	.63471	.11660
%RSD	18.254	.16727	82.820	279.77	257.0	64.637	87.318	23.128
Check ?	Chk Pass	Chk Pass	Chk Pass	Chk Pass	Chk Pass	Chk Pass	Chk Pass	Chk Pass
High Limit								
Low Limit								

Sample Name: 240-124086-e-6-a Acquired: 12/23/2019 21:15:31 Type: Unk
Method: 2019 ICP I9 6010 200.7 Methods(v185) Mode: CONC Corr. Factor: 1.000000
User: analyst Custom ID1: Custom ID2: Custom ID3:
Comment:

Elem	Tl1908	V_2908	Zn2062	Si2516	Sr3464
IS Ref	(In2306)	(Y_3710)	(In2306)	(Y_3710)	(Y_3710)
Units	ppb	ppb	ppb	ppb	ppb
Avg	.78167	-5.8203	-2.9981	5846.0	239.90
Stddev	1.0596	3.6155	.0231	20.2	8.77
%RSD	135.56	62.119	.77169	.34569	3.6570
Check ?	Chk Pass	Chk Pass	Chk Pass	Chk Pass	Chk Pass
High Limit					
Low Limit					

Int. Std.	In2306	Y_2243	Y_3600	Y_3710
Units	Cts/S	Cts/S	Cts/S	Cts/S
Avg	7074.9	4810.9	48601.	7592.7
Stddev	10.7	3.4	125.	37.0
%RSD	.15063	.07056	.25690	.48761
Check ?	Chk Pass	Chk Pass	Chk Pass	Chk Pass
Value	91.192%	97.547%	91.707%	103.62%
Range				

Sample Name: 240-124092-c-21-a Acquired: 12/23/2019 21:19:53 Type: Unk
Method: 2019 ICP I9 6010 200.7 Methods(v185) Mode: CONC Corr. Factor: 1.000000
User: analyst Custom ID1: Custom ID2: Custom ID3:
Comment:

Elem	Ag3280	Al3082	As1890	B_1826	Ba4554	Be3130	Ca3179
IS Ref	(Y_3600)	(Y_3710)	(Y_2243)	(Y_2243)	(Y_3710)	(Y_3710)	(Y_3710)
Units	ppb	ppb	ppb	ppb	ppb	ppb	ppb
Avg	.67721	-5.6928	-2.4864	1293.2	39.808	.05207	139390.
Stddev	.46642	40.659	1.3272	9.5	.203	.02543	198.
%RSD	68.874	714.22	53.380	.73697	.51100	48.827	.14190
Check ?	Chk Pass	Chk Pass	Chk Pass	Chk Pass	Chk Pass	Chk Pass	Chk Pass
High Limit							
Low Limit							

Elem	Cd2288	Co2286	Cr2677	Cu3273	Fe2599	K_7664	Li6707
IS Ref	(Y_2243)	(In2306)	(Y_3600)	(Y_3600)	(Y_3710)	(Y_3710)	(Y_3710)
Units	ppb	ppb	ppb	ppb	ppb	ppb	ppb
Avg	.0023	.99201	1.6110	.96703	39.639	8017.2	32.994
Stddev	.1590	.15094	.0261	.23468	1.140	86.8	.723
%RSD	7008.	15.216	1.6228	24.268	2.8756	1.0831	2.1917
Check ?	Chk Pass	Chk Pass	Chk Pass	Chk Pass	Chk Pass	Chk Pass	Chk Pass
High Limit							
Low Limit							

Elem	Mg2790	Mn2576	Mo2020	Na5895	Ni2316	Pb2203	Sb2175
IS Ref	(Y_3710)	(Y_3600)	(Y_2243)	(Y_3710)	(In2306)	(Y_2243)	(Y_2243)
Units	ppb	ppb	ppb	ppb	ppb	ppb	ppb
Avg	21833.	23.914	21.876	67261.	.66843	2.9456	-.6769
Stddev	36.	.198	.436	82.	.97931	.9271	1.051
%RSD	.16397	.82690	1.9921	.12197	146.51	31.475	155.3
Check ?	Chk Pass	Chk Pass	Chk Pass	Chk Pass	Chk Pass	Chk Pass	Chk Pass
High Limit							
Low Limit							

Sample Name: 240-124092-c-21-a Acquired: 12/23/2019 21:19:53 Type: Unk
Method: 2019 ICP I9 6010 200.7 Methods(v185) Mode: CONC Corr. Factor: 1.000000
User: analyst Custom ID1: Custom ID2: Custom ID3:
Comment:

Elem	Se1960	Sn1899	Ti3372	Tl1908	V_2908	Zn2062	Si2516
IS Ref	(Y_2243)	(In2306)	(Y_3600)	(In2306)	(Y_3710)	(In2306)	(Y_3710)
Units	ppb	ppb	ppb	ppb	ppb	ppb	ppb
Avg	.31945	-.77212	-.63422	1.9680	-5.1193	-2.4217	10503.
Stddev	2.4664	.87878	.26006	1.0077	3.3371	.1648	1.
%RSD	772.08	113.81	41.005	51.205	65.187	6.8039	.01379
Check ?	Chk Pass	Chk Pass	Chk Pass	Chk Pass	Chk Pass	Chk Pass	Chk Pass
High Limit							
Low Limit							

Elem	Sr3464
IS Ref	(Y_3710)
Units	ppb
Avg	712.34
Stddev	2.72
%RSD	.38223
Check ?	Chk Pass
High Limit	
Low Limit	

Int. Std.	In2306	Y_2243	Y_3600	Y_3710
Units	Cts/S	Cts/S	Cts/S	Cts/S
Avg	7136.1	4804.3	49255.	7695.3
Stddev	19.3	5.0	164.	22.7
%RSD	.27011	.10409	.33209	.29477
Check ?	Chk Pass	Chk Pass	Chk Pass	Chk Pass
Value	91.982%	97.413%	92.942%	105.02%
Range				

Sample Name: 240-124092-c-22-a Acquired: 12/23/2019 21:24:13 Type: Unk
Method: 2019 ICP I9 6010 200.7 Methods(v185) Mode: CONC Corr. Factor: 1.000000
User: analyst Custom ID1: Custom ID2: Custom ID3:
Comment:

Elem	Ag3280	Al3082	As1890	B_1826	Ba4554	Be3130	Ca3179
IS Ref	(Y_3600)	(Y_3710)	(Y_2243)	(Y_2243)	(Y_3710)	(Y_3710)	(Y_3710)
Units	ppb	ppb	ppb	ppb	ppb	ppb	ppb
Avg	1.2968	611.73	-1.3529	809.66	41.994	.04819	211820.
Stddev	.1693	33.57	1.4141	3.62	.460	.19678	550.
%RSD	13.055	5.4874	104.52	.44747	1.0949	408.38	.25987
Check ?	Chk Pass	Chk Pass	Chk Pass	Chk Pass	Chk Pass	Chk Pass	Chk Pass
High Limit							
Low Limit							

Elem	Cd2288	Co2286	Cr2677	Cu3273	Fe2599	K_7664	Li6707
IS Ref	(Y_2243)	(In2306)	(Y_3600)	(Y_3600)	(Y_3710)	(Y_3710)	(Y_3710)
Units	ppb	ppb	ppb	ppb	ppb	ppb	ppb
Avg	.2235	13.543	3.7601	3.3343	10011.	1927.7	15.433
Stddev	.1868	.414	.3553	.2047	17.	56.9	1.949
%RSD	83.56	3.0542	9.4490	6.1399	.16690	2.9527	12.628
Check ?	Chk Pass	Chk Pass	Chk Pass	Chk Pass	Chk Pass	Chk Pass	Chk Pass
High Limit							
Low Limit							

Elem	Mg2790	Mn2576	Mo2020	Na5895	Ni2316	Pb2203	Sb2175
IS Ref	(Y_3710)	(Y_3600)	(Y_2243)	(Y_3710)	(In2306)	(Y_2243)	(Y_2243)
Units	ppb	ppb	ppb	ppb	ppb	ppb	ppb
Avg	68689.	8853.3	-7.2263	32281.	9.3829	2.2158	-.9515
Stddev	64.	16.5	.0293	68.	.3625	1.0764	1.274
%RSD	.09342	.18624	.40500	.21192	3.8630	48.580	133.9
Check ?	Chk Pass	Chk Pass	Chk Pass	Chk Pass	Chk Pass	Chk Pass	Chk Pass
High Limit							
Low Limit							

Sample Name: 240-124092-c-22-a Acquired: 12/23/2019 21:24:13 Type: Unk
Method: 2019 ICP I9 6010 200.7 Methods(v185) Mode: CONC Corr. Factor: 1.000000
User: analyst Custom ID1: Custom ID2: Custom ID3:
Comment:

Elem	Se1960	Sn1899	Ti3372	Tl1908	V_2908	Zn2062	Si2516
IS Ref	(Y_2243)	(In2306)	(Y_3600)	(In2306)	(Y_3710)	(In2306)	(Y_3710)
Units	ppb	ppb	ppb	ppb	ppb	ppb	ppb
Avg	-3.5697	-1.1326	10.295	.11303	2.0311	5.7502	9811.4
Stddev	5.0851	.6126	.193	.35641	3.3729	.1166	56.2
%RSD	142.45	54.089	1.8780	315.33	166.06	2.0273	.57296
Check ?	Chk Pass	Chk Pass	Chk Pass	Chk Pass	Chk Pass	Chk Pass	Chk Pass
High Limit							
Low Limit							

Elem	Sr3464
IS Ref	(Y_3710)
Units	ppb
Avg	631.08
Stddev	10.54
%RSD	1.6707
Check ?	Chk Pass
High Limit	
Low Limit	

Int. Std.	In2306	Y_2243	Y_3600	Y_3710
Units	Cts/S	Cts/S	Cts/S	Cts/S
Avg	6967.2	4751.3	48650.	7656.7
Stddev	11.3	8.2	148.	32.4
%RSD	.16289	.17166	.30498	.42317
Check ?	Chk Pass	Chk Pass	Chk Pass	Chk Pass
Value	89.805%	96.338%	91.800%	104.49%
Range				

Sample Name: 240-124092-c-23-a Acquired: 12/23/2019 21:28:48 Type: Unk
Method: 2019 ICP I9 6010 200.7 Methods(v185) Mode: CONC Corr. Factor: 1.000000
User: analyst Custom ID1: Custom ID2: Custom ID3:
Comment:

Elem	Ag3280	Al3082	As1890	B_1826	Ba4554	Be3130	Ca3179
IS Ref	(Y_3600)	(Y_3710)	(Y_2243)	(Y_2243)	(Y_3710)	(Y_3710)	(Y_3710)
Units	ppb	ppb	ppb	ppb	ppb	ppb	ppb
Avg	.56728	292.30	-3.3149	5911.6	127.81	.05266	242370.
Stddev	.25495	39.30	2.0077	32.5	.23	.04453	2405.
%RSD	44.943	13.445	60.568	.54991	.17971	84.566	.99215
Check ?	Chk Pass	Chk Pass	Chk Pass	Chk Pass	Chk Pass	Chk Pass	Chk Pass
High Limit							
Low Limit							

Elem	Cd2288	Co2286	Cr2677	Cu3273	Fe2599	K_7664	Li6707
IS Ref	(Y_2243)	(In2306)	(Y_3600)	(Y_3600)	(Y_3710)	(Y_3710)	(Y_3710)
Units	ppb	ppb	ppb	ppb	ppb	ppb	ppb
Avg	.0906	4.0067	2.3498	2.8495	1176.6	5234.0	71.789
Stddev	.1704	.0565	.1352	.3040	7.2	46.0	1.520
%RSD	188.0	1.4109	5.7554	10.667	.60988	.87792	2.1169
Check ?	Chk Pass	Chk Pass	Chk Pass	Chk Pass	Chk Pass	Chk Pass	Chk Pass
High Limit							
Low Limit							

Elem	Mg2790	Mn2576	Mo2020	Na5895	Ni2316	Pb2203	Sb2175
IS Ref	(Y_3710)	(Y_3600)	(Y_2243)	(Y_3710)	(In2306)	(Y_2243)	(Y_2243)
Units	ppb	ppb	ppb	ppb	ppb	ppb	ppb
Avg	28053.	1926.5	-7.7716	27580.	5.7596	2.5714	-1.139
Stddev	65.	4.1	.1016	30.	.5887	.4870	3.002
%RSD	.23085	.21128	1.3075	.10801	10.221	18.938	263.4
Check ?	Chk Pass	Chk Pass	Chk Pass	Chk Pass	Chk Pass	Chk Pass	Chk Pass
High Limit							
Low Limit							

Sample Name: 240-124092-c-23-a Acquired: 12/23/2019 21:28:48 Type: Unk
Method: 2019 ICP I9 6010 200.7 Methods(v185) Mode: CONC Corr. Factor: 1.000000
User: analyst Custom ID1: Custom ID2: Custom ID3:
Comment:

Elem	Se1960	Sn1899	Ti3372	Tl1908	V_2908	Zn2062	Si2516
IS Ref	(Y_2243)	(In2306)	(Y_3600)	(In2306)	(Y_3710)	(In2306)	(Y_3710)
Units	ppb	ppb	ppb	ppb	ppb	ppb	ppb
Avg	-2.0890	-1.1205	3.4069	.61531	-1.0910	10.971	6379.4
Stddev	2.3759	.9370	.2192	.97886	3.0624	.282	19.8
%RSD	113.73	83.625	6.4347	159.08	280.69	2.5713	.31082
Check ?	Chk Pass	Chk Pass	Chk Pass	Chk Pass	Chk Pass	Chk Pass	Chk Pass
High Limit							
Low Limit							

Elem	Sr3464
IS Ref	(Y_3710)
Units	ppb
Avg	1148.0
Stddev	6.8
%RSD	.59094
Check ?	Chk Pass
High Limit	
Low Limit	

Int. Std.	In2306	Y_2243	Y_3600	Y_3710
Units	Cts/S	Cts/S	Cts/S	Cts/S
Avg	6998.9	4737.1	48392.	7544.0
Stddev	17.4	15.8	160.	37.8
%RSD	.24892	.33282	.32983	.50040
Check ?	Chk Pass	Chk Pass	Chk Pass	Chk Pass
Value	90.213%	96.050%	91.312%	102.96%
Range				

Sample Name: 240-124138-e-1-a Acquired: 12/23/2019 21:33:18 Type: Unk
Method: 2019 ICP I9 6010 200.7 Methods(v185) Mode: CONC Corr. Factor: 1.000000
User: analyst Custom ID1: Custom ID2: Custom ID3:
Comment:

Elem	Ag3280	Al3082	As1890	B_1826	Ba4554	Be3130
IS Ref	(Y_3600)	(Y_3710)	(Y_2243)	(Y_2243)	(Y_3710)	(Y_3710)
Units	ppb	ppb	ppb	ppb	ppb	ppb
Avg	-1.6328	145.79	2.6632	F 64948.	5090.2	.64549
Stddev	.3578	18.44	5.9711	1185.	34.6	.19301
%RSD	21.915	12.648	224.21	1.8239	.67890	29.901
Check ?	Chk Pass	Chk Pass	Chk Pass	Chk Fail	Chk Pass	Chk Pass
High Limit				20000.		
Low Limit				-500000.		

Elem	Ca3179	Cd2288	Co2286	Cr2677	Cu3273	Fe2599
IS Ref	(Y_3710)	(Y_2243)	(In2306)	(Y_3600)	(Y_3600)	(Y_3710)
Units	ppb	ppb	ppb	ppb	ppb	ppb
Avg	F 2040700.	.2086	2.9797	12.680	-1.0691	19267.
Stddev	31583.	.0418	.3594	.827	2.1363	118.
%RSD	1.5476	20.05	12.060	6.5223	199.83	.61226
Check ?	Chk Fail	Chk Pass	Chk Pass	Chk Pass	Chk Pass	Chk Pass
High Limit	800000.					
Low Limit	-500000.					

Elem	K_7664	Li6707	Mg2790	Mn2576	Mo2020	Na5895
IS Ref	(Y_3710)	(Y_3710)	(Y_3710)	(Y_3600)	(Y_2243)	(Y_3710)
Units	ppb	ppb	ppb	ppb	ppb	ppb
Avg	F 523030.	26141.	288390.	611.78	-6.7056	F 2413300.
Stddev	5478.	149.	2039.	9.44	1.0034	91083.
%RSD	1.0473	.57064	.70688	1.5427	14.964	3.7742
Check ?	Chk Fail	Chk Pass	Chk Pass	Chk Pass	Chk Pass	Chk Fail
High Limit	500000.					500000.
Low Limit	-500000.					-500000.

Sample Name: 240-124138-e-1-a Acquired: 12/23/2019 21:33:18 Type: Unk
Method: 2019 ICP I9 6010 200.7 Methods(v185) Mode: CONC Corr. Factor: 1.000000
User: analyst Custom ID1: Custom ID2: Custom ID3:
Comment:

Elem	Ni2316	Pb2203	Sb2175	Se1960	Sn1899	Ti3372
IS Ref	(In2306)	(Y_2243)	(Y_2243)	(Y_2243)	(In2306)	(Y_3600)
Units	ppb	ppb	ppb	ppb	ppb	ppb
Avg	17.780	2.2530	2.519	-.26901	-1.5730	-13.927
Stddev	1.117	1.2951	2.231	1.7284	2.4935	.549
%RSD	6.2838	57.485	88.57	642.50	158.51	3.9448
Check ?	Chk Pass	Chk Pass	Chk Pass	Chk Pass	Chk Pass	Chk Pass
High Limit						
Low Limit						

Elem	Tl1908	V_2908	Zn2062	Si2516	Sr3464
IS Ref	(In2306)	(Y_3710)	(In2306)	(Y_3710)	(Y_3710)
Units	ppb	ppb	ppb	ppb	ppb
Avg	3.1441	-4.7609	5.8811	15700.	F 395500.
Stddev	.5945	3.3773	.2529	158.	13341.
%RSD	18.907	70.937	4.3008	1.0067	3.3733
Check ?	Chk Pass	Chk Pass	Chk Pass	Chk Pass	Chk Fail
High Limit					50000.
Low Limit					-500000.

Int. Std.	In2306	Y_2243	Y_3600	Y_3710
Units	Cts/S	Cts/S	Cts/S	Cts/S
Avg	W 3571.6	3020.9	29523.	6197.2
Stddev	38.6	34.8	396.	67.3
%RSD	1.0802	1.1514	1.3411	1.0864
Check ?	Chk Warn	Chk Pass	Chk Pass	Chk Pass
Value	46.037%	61.252%	55.708%	84.577%
Range	-50.500%			

Sample Name: 240-124102-a-1-b Acquired: 12/23/2019 21:38:00 Type: Unk
Method: 2019 ICP I9 6010 200.7 Methods(v185) Mode: CONC Corr. Factor: 1.000000
User: analyst Custom ID1: Custom ID2: Custom ID3:
Comment:

Elem	Ag3280	Al3082	As1890	B_1826	Ba4554	Be3130	Ca3179
IS Ref	(Y_3600)	(Y_3710)	(Y_2243)	(Y_2243)	(Y_3710)	(Y_3710)	(Y_3710)
Units	ppb	ppb	ppb	ppb	ppb	ppb	ppb
Avg	.31677	9.5309	17.048	83.000	35.572	.19424	63444.
Stddev	.23375	27.248	1.010	2.768	.129	.04586	167.
%RSD	73.791	285.89	5.9270	3.3346	.36182	23.610	.26288
Check ?	Chk Pass	Chk Pass	Chk Pass	Chk Pass	Chk Pass	Chk Pass	Chk Pass
High Limit							
Low Limit							

Elem	Cd2288	Co2286	Cr2677	Cu3273	Fe2599	K_7664	Li6707
IS Ref	(Y_2243)	(In2306)	(Y_3600)	(Y_3600)	(Y_3710)	(Y_3710)	(Y_3710)
Units	ppb	ppb	ppb	ppb	ppb	ppb	ppb
Avg	.4318	.64447	9.0251	9.4631	7.8359	111170.	19.825
Stddev	.2749	.21572	.1924	1.5868	1.5664	260.	3.906
%RSD	63.66	33.473	2.1314	16.768	19.989	.23350	19.702
Check ?	Chk Pass	Chk Pass	Chk Pass	Chk Pass	Chk Pass	Chk Pass	Chk Pass
High Limit							
Low Limit							

Elem	Mg2790	Mn2576	Mo2020	Na5895	Ni2316	Pb2203	Sb2175
IS Ref	(Y_3710)	(Y_3600)	(Y_2243)	(Y_3710)	(In2306)	(Y_2243)	(Y_2243)
Units	ppb	ppb	ppb	ppb	ppb	ppb	ppb
Avg	6581.3	2.7177	112.58	30533.	7.8278	.05300	3.586
Stddev	34.2	.0491	1.69	617.	.2615	.81431	3.843
%RSD	.51922	1.8085	1.4997	2.0215	3.3402	1536.4	107.2
Check ?	Chk Pass	Chk Pass	Chk Pass	Chk Pass	Chk Pass	Chk Pass	Chk Pass
High Limit							
Low Limit							

Sample Name: 240-124102-a-1-b Acquired: 12/23/2019 21:38:00 Type: Unk
Method: 2019 ICP I9 6010 200.7 Methods(v185) Mode: CONC Corr. Factor: 1.000000
User: analyst Custom ID1: Custom ID2: Custom ID3:
Comment:

Elem	Se1960	Sn1899	Ti3372	Tl1908	V_2908	Zn2062	Si2516
IS Ref	(Y_2243)	(In2306)	(Y_3600)	(In2306)	(Y_3710)	(In2306)	(Y_3710)
Units	ppb	ppb	ppb	ppb	ppb	ppb	ppb
Avg	.36484	-.31065	-.55259	-1.3487	-.97814	3.8430	3726.0
Stddev	.30329	.44357	.35510	.4845	3.4129	.2180	7.9
%RSD	83.128	142.79	64.261	35.921	348.92	5.6732	.21154
Check ?	Chk Pass	Chk Pass	Chk Pass	Chk Pass	Chk Pass	Chk Pass	Chk Pass
High Limit							
Low Limit							

Elem	Sr3464
IS Ref	(Y_3710)
Units	ppb
Avg	309.88
Stddev	8.06
%RSD	2.6005
Check ?	Chk Pass
High Limit	
Low Limit	

Int. Std.	In2306	Y_2243	Y_3600	Y_3710
Units	Cts/S	Cts/S	Cts/S	Cts/S
Avg	6946.1	4681.6	46797.	6996.8
Stddev	13.4	11.1	247.	43.1
%RSD	.19250	.23712	.52676	.61576
Check ?	Chk Pass	Chk Pass	Chk Pass	Chk Pass
Value	89.532%	94.925%	88.304%	95.490%
Range				

Sample Name: 240-124114-h-2-b Acquired: 12/23/2019 21:42:20 Type: Unk
Method: 2019 ICP I9 6010 200.7 Methods(v185) Mode: CONC Corr. Factor: 1.000000
User: analyst Custom ID1: Custom ID2: Custom ID3:
Comment:

Elem	Ag3280	Al3082	As1890	B_1826	Ba4554	Be3130	Ca3179
IS Ref	(Y_3600)	(Y_3710)	(Y_2243)	(Y_2243)	(Y_3710)	(Y_3710)	(Y_3710)
Units	ppb	ppb	ppb	ppb	ppb	ppb	ppb
Avg	.20946	5.1886	1.8975	98.196	37.303	.01393	323130.
Stddev	.88426	38.435	1.7093	1.226	.229	.18545	1644.
%RSD	422.17	740.75	90.079	1.2481	.61392	1331.0	.50863
Check ?	Chk Pass	Chk Pass	Chk Pass	Chk Pass	Chk Pass	Chk Pass	Chk Pass
High Limit							
Low Limit							

Elem	Cd2288	Co2286	Cr2677	Cu3273	Fe2599	K_7664	Li6707
IS Ref	(Y_2243)	(In2306)	(Y_3600)	(Y_3600)	(Y_3710)	(Y_3710)	(Y_3710)
Units	ppb	ppb	ppb	ppb	ppb	ppb	ppb
Avg	.3044	11.141	2.0102	1.5317	6.7700	3885.9	70.917
Stddev	.1916	.189	.1857	.5867	.5879	45.7	2.261
%RSD	62.95	1.6938	9.2398	38.305	8.6833	1.1750	3.1876
Check ?	Chk Pass	Chk Pass	Chk Pass	Chk Pass	Chk Pass	Chk Pass	Chk Pass
High Limit							
Low Limit							

Elem	Mg2790	Mn2576	Mo2020	Na5895	Ni2316	Pb2203	Sb2175
IS Ref	(Y_3710)	(Y_3600)	(Y_2243)	(Y_3710)	(In2306)	(Y_2243)	(Y_2243)
Units	ppb	ppb	ppb	ppb	ppb	ppb	ppb
Avg	72984.	98.131	-4.0260	24261.	30.808	1.2066	.0293
Stddev	237.	.484	.3265	87.	.280	2.4315	.8377
%RSD	.32470	.49344	8.1099	.35957	.90882	201.52	2856.
Check ?	Chk Pass	Chk Pass	Chk Pass	Chk Pass	Chk Pass	Chk Pass	Chk Pass
High Limit							
Low Limit							

Sample Name: 240-124114-h-2-b Acquired: 12/23/2019 21:42:20 Type: Unk
Method: 2019 ICP I9 6010 200.7 Methods(v185) Mode: CONC Corr. Factor: 1.000000
User: analyst Custom ID1: Custom ID2: Custom ID3:
Comment:

Elem	Se1960	Sn1899	Ti3372	Tl1908	V_2908	Zn2062	Si2516
IS Ref	(Y_2243)	(In2306)	(Y_3600)	(In2306)	(Y_3710)	(In2306)	(Y_3710)
Units	ppb	ppb	ppb	ppb	ppb	ppb	ppb
Avg	1.5610	-1.5533	-.73922	1.3122	-4.7199	17.609	7504.4
Stddev	1.8956	.4813	.08628	1.8242	2.6314	.108	105.1
%RSD	121.44	30.986	11.671	139.01	55.751	.61216	1.4005
Check ?	Chk Pass	Chk Pass	Chk Pass	Chk Pass	Chk Pass	Chk Pass	Chk Pass
High Limit							
Low Limit							

Elem	Sr3464
IS Ref	(Y_3710)
Units	ppb
Avg	1543.4
Stddev	2.6
%RSD	.17029
Check ?	Chk Pass
High Limit	
Low Limit	

Int. Std.	In2306	Y_2243	Y_3600	Y_3710
Units	Cts/S	Cts/S	Cts/S	Cts/S
Avg	6703.3	4604.9	46201.	7051.2
Stddev	27.3	16.5	249.	18.0
%RSD	.40765	.35864	.53803	.25496
Check ?	Chk Pass	Chk Pass	Chk Pass	Chk Pass
Value	86.402%	93.369%	87.178%	96.232%
Range				

Sample Name: 240-124114-h-3-b Acquired: 12/23/2019 21:46:46 Type: Unk
Method: 2019 ICP I9 6010 200.7 Methods(v185) Mode: CONC Corr. Factor: 1.000000
User: analyst Custom ID1: Custom ID2: Custom ID3:
Comment:

Elem	Ag3280	Al3082	As1890	B_1826	Ba4554	Be3130	Ca3179
IS Ref	(Y_3600)	(Y_3710)	(Y_2243)	(Y_2243)	(Y_3710)	(Y_3710)	(Y_3710)
Units	ppb	ppb	ppb	ppb	ppb	ppb	ppb
Avg	.21091	-32.881	-2.8830	52.075	81.677	.08223	237640.
Stddev	.33300	12.250	2.5262	1.238	.417	.07901	2921.
%RSD	157.89	37.254	87.623	2.3774	.51025	96.083	1.2291
Check ?	Chk Pass	Chk Pass	Chk Pass	Chk Pass	Chk Pass	Chk Pass	Chk Pass
High Limit							
Low Limit							

Elem	Cd2288	Co2286	Cr2677	Cu3273	Fe2599	K_7664	Li6707
IS Ref	(Y_2243)	(In2306)	(Y_3600)	(Y_3600)	(Y_3710)	(Y_3710)	(Y_3710)
Units	ppb	ppb	ppb	ppb	ppb	ppb	ppb
Avg	.0769	.63488	1.9834	2.4636	-.03473	1266.8	23.318
Stddev	.1502	.50857	.1533	.8556	.92210	42.3	2.276
%RSD	195.5	80.105	7.7311	34.730	2654.9	3.3405	9.7595
Check ?	Chk Pass	Chk Pass	Chk Pass	Chk Pass	Chk Pass	Chk Pass	Chk Pass
High Limit							
Low Limit							

Elem	Mg2790	Mn2576	Mo2020	Na5895	Ni2316	Pb2203	Sb2175
IS Ref	(Y_3710)	(Y_3600)	(Y_2243)	(Y_3710)	(In2306)	(Y_2243)	(Y_2243)
Units	ppb	ppb	ppb	ppb	ppb	ppb	ppb
Avg	32950.	18.499	-8.6827	12390.	3.1489	-.49086	-.4132
Stddev	106.	.080	.3268	61.	.7132	1.1523	1.432
%RSD	.32237	.43148	3.7644	.49338	22.649	234.75	346.6
Check ?	Chk Pass	Chk Pass	Chk Pass	Chk Pass	Chk Pass	Chk Pass	Chk Pass
High Limit							
Low Limit							

Sample Name: 240-124114-h-3-b Acquired: 12/23/2019 21:46:46 Type: Unk
Method: 2019 ICP I9 6010 200.7 Methods(v185) Mode: CONC Corr. Factor: 1.000000
User: analyst Custom ID1: Custom ID2: Custom ID3:
Comment:

Elem	Se1960	Sn1899	Ti3372	Tl1908	V_2908	Zn2062	Si2516
IS Ref	(Y_2243)	(In2306)	(Y_3600)	(In2306)	(Y_3710)	(In2306)	(Y_3710)
Units	ppb	ppb	ppb	ppb	ppb	ppb	ppb
Avg	-4.0999	-1.7858	-.50577	1.1630	-4.6452	1.5106	7282.4
Stddev	1.6690	.2875	.58593	1.4356	2.1815	.0255	9.7
%RSD	40.708	16.097	115.85	123.43	46.963	1.6899	.13260
Check ?	Chk Pass	Chk Pass	Chk Pass	Chk Pass	Chk Pass	Chk Pass	Chk Pass
High Limit							
Low Limit							

Elem	Sr3464
IS Ref	(Y_3710)
Units	ppb
Avg	1526.5
Stddev	4.6
%RSD	.30294
Check ?	Chk Pass
High Limit	
Low Limit	

Int. Std.	In2306	Y_2243	Y_3600	Y_3710
Units	Cts/S	Cts/S	Cts/S	Cts/S
Avg	6903.3	4648.8	46511.	7098.3
Stddev	20.9	7.7	96.	31.5
%RSD	.30289	.16572	.20718	.44436
Check ?	Chk Pass	Chk Pass	Chk Pass	Chk Pass
Value	88.980%	94.261%	87.763%	96.875%
Range				

Sample Name: 240-124114-h-4-b Acquired: 12/23/2019 21:51:17 Type: Unk
Method: 2019 ICP I9 6010 200.7 Methods(v185) Mode: CONC Corr. Factor: 1.000000
User: analyst Custom ID1: Custom ID2: Custom ID3:
Comment:

Elem	Ag3280	Al3082	As1890	B_1826	Ba4554	Be3130	Ca3179
IS Ref	(Y_3600)	(Y_3710)	(Y_2243)	(Y_2243)	(Y_3710)	(Y_3710)	(Y_3710)
Units	ppb	ppb	ppb	ppb	ppb	ppb	ppb
Avg	.30902	-22.713	-3.6836	94.088	27.466	.01912	477220.
Stddev	.74070	14.391	2.9541	.458	.057	.23089	3368.
%RSD	239.69	63.357	80.197	.48637	.20678	1207.5	.70569
Check ?	Chk Pass	Chk Pass	Chk Pass	Chk Pass	Chk Pass	Chk Pass	Chk Pass
High Limit							
Low Limit							

Elem	Cd2288	Co2286	Cr2677	Cu3273	Fe2599	K_7664	Li6707
IS Ref	(Y_2243)	(In2306)	(Y_3600)	(Y_3600)	(Y_3710)	(Y_3710)	(Y_3710)
Units	ppb	ppb	ppb	ppb	ppb	ppb	ppb
Avg	.1784	1.2152	1.7817	1.4449	2395.6	3983.3	68.403
Stddev	.1543	.1004	.7858	.9991	7.0	19.0	1.572
%RSD	86.49	8.2653	44.107	69.148	.29265	.47617	2.2981
Check ?	Chk Pass	Chk Pass	Chk Pass	Chk Pass	Chk Pass	Chk Pass	Chk Pass
High Limit							
Low Limit							

Elem	Mg2790	Mn2576	Mo2020	Na5895	Ni2316	Pb2203	Sb2175
IS Ref	(Y_3710)	(Y_3600)	(Y_2243)	(Y_3710)	(In2306)	(Y_2243)	(Y_2243)
Units	ppb	ppb	ppb	ppb	ppb	ppb	ppb
Avg	69744.	910.92	-8.4409	92941.	2.8703	.25989	-.1156
Stddev	443.	.91	.3548	406.	.6370	.97767	1.240
%RSD	.63519	.09960	4.2035	.43679	22.192	376.19	1072.
Check ?	Chk Pass	Chk Pass	Chk Pass	Chk Pass	Chk Pass	Chk Pass	Chk Pass
High Limit							
Low Limit							

Sample Name: 240-124114-h-4-b Acquired: 12/23/2019 21:51:17 Type: Unk
Method: 2019 ICP I9 6010 200.7 Methods(v185) Mode: CONC Corr. Factor: 1.000000
User: analyst Custom ID1: Custom ID2: Custom ID3:
Comment:

Elem	Se1960	Sn1899	Ti3372	Tl1908	V_2908	Zn2062	Si2516
IS Ref	(Y_2243)	(In2306)	(Y_3600)	(In2306)	(Y_3710)	(In2306)	(Y_3710)
Units	ppb	ppb	ppb	ppb	ppb	ppb	ppb
Avg	-3.1427	-.76152	-1.5280	1.1191	-4.3168	-1.7748	13002.
Stddev	1.3531	.88113	.2584	1.2644	6.6000	.0602	14.
%RSD	43.056	115.71	16.913	112.99	152.89	3.3889	.11152
Check ?	Chk Pass	Chk Pass	Chk Pass	Chk Pass	Chk Pass	Chk Pass	Chk Pass
High Limit							
Low Limit							

Elem	Sr3464
IS Ref	(Y_3710)
Units	ppb
Avg	2092.6
Stddev	10.3
%RSD	.49208
Check ?	Chk Pass
High Limit	
Low Limit	

Int. Std.	In2306	Y_2243	Y_3600	Y_3710
Units	Cts/S	Cts/S	Cts/S	Cts/S
Avg	6540.3	4557.3	45505.	7117.3
Stddev	23.2	21.4	384.	62.4
%RSD	.35544	.47052	.84320	.87621
Check ?	Chk Pass	Chk Pass	Chk Pass	Chk Pass
Value	84.301%	92.404%	85.866%	97.133%
Range				

Sample Name: 240-124114-h-5-b Acquired: 12/23/2019 21:55:46 Type: Unk
Method: 2019 ICP I9 6010 200.7 Methods(v185) Mode: CONC Corr. Factor: 1.000000
User: analyst Custom ID1: Custom ID2: Custom ID3:
Comment:

Elem	Ag3280	Al3082	As1890	B_1826	Ba4554	Be3130	Ca3179
IS Ref	(Y_3600)	(Y_3710)	(Y_2243)	(Y_2243)	(Y_3710)	(Y_3710)	(Y_3710)
Units	ppb	ppb	ppb	ppb	ppb	ppb	ppb
Avg	.09339	5.0867	-3.4993	106.49	21.691	.02406	521400.
Stddev	.01323	41.422	1.7062	1.56	.104	.15184	3353.
%RSD	14.163	814.32	48.758	1.4695	.47719	631.13	.64308
Check ?	Chk Pass	Chk Pass	Chk Pass	Chk Pass	Chk Pass	Chk Pass	Chk Pass
High Limit							
Low Limit							

Elem	Cd2288	Co2286	Cr2677	Cu3273	Fe2599	K_7664	Li6707
IS Ref	(Y_2243)	(In2306)	(Y_3600)	(Y_3600)	(Y_3710)	(Y_3710)	(Y_3710)
Units	ppb	ppb	ppb	ppb	ppb	ppb	ppb
Avg	.2225	4.5036	1.7554	2.0922	76.834	6924.5	122.86
Stddev	.0460	.3422	.4790	.3035	1.681	11.2	1.87
%RSD	20.68	7.5992	27.287	14.504	2.1882	.16232	1.5221
Check ?	Chk Pass	Chk Pass	Chk Pass	Chk Pass	Chk Pass	Chk Pass	Chk Pass
High Limit							
Low Limit							

Elem	Mg2790	Mn2576	Mo2020	Na5895	Ni2316	Pb2203	Sb2175
IS Ref	(Y_3710)	(Y_3600)	(Y_2243)	(Y_3710)	(In2306)	(Y_2243)	(Y_2243)
Units	ppb	ppb	ppb	ppb	ppb	ppb	ppb
Avg	62769.	845.60	-8.5218	96585.	16.830	1.9195	-1.285
Stddev	243.	3.35	.1588	406.	.765	1.6860	.933
%RSD	.38688	.39613	1.8637	.42065	4.5477	87.835	72.57
Check ?	Chk Pass	Chk Pass	Chk Pass	Chk Pass	Chk Pass	Chk Pass	Chk Pass
High Limit							
Low Limit							

Sample Name: 240-124114-h-5-b Acquired: 12/23/2019 21:55:46 Type: Unk
Method: 2019 ICP I9 6010 200.7 Methods(v185) Mode: CONC Corr. Factor: 1.000000
User: analyst Custom ID1: Custom ID2: Custom ID3:
Comment:

Elem	Se1960	Sn1899	Ti3372	Tl1908	V_2908	Zn2062	Si2516
IS Ref	(Y_2243)	(In2306)	(Y_3600)	(In2306)	(Y_3710)	(In2306)	(Y_3710)
Units	ppb	ppb	ppb	ppb	ppb	ppb	ppb
Avg	-5.1570	-.87700	-1.9110	-.07848	-2.1631	2.7970	9916.0
Stddev	1.8776	.69399	.3202	1.7908	3.6196	.1200	47.1
%RSD	36.409	79.132	16.757	2281.9	167.33	4.2907	.47510
Check ?	Chk Pass	Chk Pass	Chk Pass	Chk Pass	Chk Pass	Chk Pass	Chk Pass
High Limit							
Low Limit							

Elem	Sr3464
IS Ref	(Y_3710)
Units	ppb
Avg	2304.9
Stddev	1.4
%RSD	.06089
Check ?	Chk Pass
High Limit	
Low Limit	

Int. Std.	In2306	Y_2243	Y_3600	Y_3710
Units	Cts/S	Cts/S	Cts/S	Cts/S
Avg	6499.6	4523.0	46381.	7187.6
Stddev	58.7	44.4	99.	44.9
%RSD	.90293	.98193	.21276	.62515
Check ?	Chk Pass	Chk Pass	Chk Pass	Chk Pass
Value	83.777%	91.708%	87.518%	98.093%
Range				

Sample Name: CCV-4543978 Acquired: 12/23/2019 22:00:19 Type: QC
Method: 2019 ICP I9 6010 200.7 Methods(v185) Mode: CONC Corr. Factor: 1.000000
User: analyst Custom ID1: Custom ID2: Custom ID3:
Comment:

Elem	Ag3280	Al3082	As1890	B_1826	Ba4554	Be3130	Ca3179	Cd2288
IS Ref	(Y_3600)	(Y_3710)	(Y_2243)	(Y_2243)	(Y_3710)	(Y_3710)	(Y_3710)	(Y_2243)
Units	ppb	ppb	ppb	ppb	ppb	ppb	ppb	ppb
Avg	1016.0	46181.	2009.8	5107.6	2002.2	2093.5	47398.	1966.
Stddev	1.1	121.	3.4	8.2	2.8	8.4	42.	4.
%RSD	.10748	.26245	.16693	.16050	.13828	.40083	.08870	.1787
Check ?	Chk Pass	Chk Pass	Chk Pass	Chk Pass	Chk Pass	Chk Pass	Chk Pass	Chk Pass
Value								
Range								

Elem	Co2286	Cr2677	Cu3273	Fe2599	K_7664	Li6707	Mg2790	Mn2576
IS Ref	(In2306)	(Y_3600)	(Y_3600)	(Y_3710)	(Y_3710)	(Y_3710)	(Y_3710)	(Y_3600)
Units	ppb	ppb	ppb	ppb	ppb	ppb	ppb	ppb
Avg	2048.3	1980.0	2038.7	47490.	46390.	1994.7	49079.	2124.3
Stddev	6.3	4.7	1.8	99.	57.	7.6	189.	2.8
%RSD	.30828	.23772	.09051	.20916	.12380	.38128	.38441	.13312
Check ?	Chk Pass	Chk Pass	Chk Pass	Chk Pass	Chk Pass	Chk Pass	Chk Pass	Chk Pass
Value								
Range								

Elem	Mo2020	Na5895	Ni2316	Pb2203	Sb2175	Se1960	Sn1899	Ti3372
IS Ref	(Y_2243)	(Y_3710)	(In2306)	(Y_2243)	(Y_2243)	(Y_2243)	(In2306)	(Y_3600)
Units	ppb	ppb	ppb	ppb	ppb	ppb	ppb	ppb
Avg	2004.3	47505.	2039.4	1916.8	1969.	1959.4	2009.5	2171.8
Stddev	20.2	129.	3.9	9.9	6.	7.7	8.6	2.5
%RSD	1.0085	.27255	.18937	.51676	.2959	.39231	.42785	.11516
Check ?	Chk Pass	Chk Pass	Chk Pass	Chk Pass	Chk Pass	Chk Pass	Chk Pass	Chk Pass
Value								
Range								

Sample Name: CCV-4543978 Acquired: 12/23/2019 22:00:19 Type: QC
Method: 2019 ICP I9 6010 200.7 Methods(v185) Mode: CONC Corr. Factor: 1.000000
User: analyst Custom ID1: Custom ID2: Custom ID3:
Comment:

Elem	Tl1908	V_2908	Zn2062	Si2516	Sr3464
IS Ref	(In2306)	(Y_3710)	(In2306)	(Y_3710)	(Y_3710)
Units	ppb	ppb	ppb	ppb	ppb
Avg	1948.9	1878.8	2090.0	19408.	1847.3
Stddev	21.0	2.6	5.2	15.	12.8
%RSD	1.0756	.13748	.24740	.07492	.69535
Check ?	Chk Pass	Chk Pass	Chk Pass	Chk Pass	Chk Pass
Value					
Range					

Int. Std.	In2306	Y_2243	Y_3600	Y_3710
Units	Cts/S	Cts/S	Cts/S	Cts/S
Avg	6833.3	4753.3	48031.	7306.2
Stddev	9.5	11.6	45.	4.9
%RSD	.13840	.24437	.09267	.06683

Sample Name: CCB Acquired: 12/23/2019 22:04:17 Type: QC
Method: 2019 ICP I9 6010 200.7 Methods(v185) Mode: CONC Corr. Factor: 1.000000
User: analyst Custom ID1: Custom ID2: Custom ID3:
Comment:

Elem	Ag3280	Al3082	As1890	B_1826	Ba4554	Be3130	Ca3179	Cd2288
IS Ref	(Y_3600)	(Y_3710)	(Y_2243)	(Y_2243)	(Y_3710)	(Y_3710)	(Y_3710)	(Y_2243)
Units	ppb	ppb	ppb	ppb	ppb	ppb	ppb	ppb
Avg	.66544	2.4383	-3.7037	18.356	.51372	.33680	-39.842	.0158
Stddev	.45660	20.865	.6204	.722	.45672	.19266	4.452	.0381
%RSD	68.616	855.72	16.751	3.9350	88.904	57.203	11.174	241.5
Check ?	Chk Pass	Chk Pass	Chk Pass	Chk Pass	Chk Pass	Chk Pass	Chk Pass	Chk Pass
High Limit								
Low Limit								

Elem	Co2286	Cr2677	Cu3273	Fe2599	K_7664	Li6707	Mg2790	Mn2576
IS Ref	(In2306)	(Y_3600)	(Y_3600)	(Y_3710)	(Y_3710)	(Y_3710)	(Y_3710)	(Y_3600)
Units	ppb	ppb	ppb	ppb	ppb	ppb	ppb	ppb
Avg	.38793	.71159	1.2785	4.1211	110.77	2.3723	36.724	-.03319
Stddev	.08790	.31633	.6488	2.9967	48.64	2.2388	7.042	.06448
%RSD	22.658	44.453	50.745	72.717	43.911	94.374	19.176	194.28
Check ?	Chk Pass	Chk Pass	Chk Pass	Chk Pass	Chk Pass	Chk Pass	Chk Pass	Chk Pass
High Limit								
Low Limit								

Elem	Mo2020	Na5895	Ni2316	Pb2203	Sb2175	Se1960	Sn1899	Ti3372
IS Ref	(Y_2243)	(Y_3710)	(In2306)	(Y_2243)	(Y_2243)	(Y_2243)	(In2306)	(Y_3600)
Units	ppb	ppb	ppb	ppb	ppb	ppb	ppb	ppb
Avg	5.1110	570.59	-.28735	1.6550	-1.704	-1.3826	-.73147	-.59873
Stddev	2.4984	12.54	.49385	.7620	2.161	2.8528	.45556	.14306
%RSD	48.882	2.1984	171.86	46.043	126.8	206.34	62.280	23.894
Check ?	Chk Pass	Chk Pass	Chk Pass	Chk Pass	Chk Pass	Chk Pass	Chk Pass	Chk Pass
High Limit								
Low Limit								

Sample Name: CCB Acquired: 12/23/2019 22:04:17 Type: QC
Method: 2019 ICP I9 6010 200.7 Methods(v185) Mode: CONC Corr. Factor: 1.000000
User: analyst Custom ID1: Custom ID2: Custom ID3:
Comment:

Elem	Tl1908	V_2908	Zn2062	Si2516	Sr3464
IS Ref	(In2306)	(Y_3710)	(In2306)	(Y_3710)	(Y_3710)
Units	ppb	ppb	ppb	ppb	ppb
Avg	3.6026	-1.8222	-2.0217	14.535	3.3009
Stddev	1.3468	1.9110	.1365	8.584	3.4919
%RSD	37.385	104.88	6.7534	59.053	105.79
Check ?	Chk Pass	Chk Pass	Chk Pass	Chk Pass	Chk Pass
High Limit					
Low Limit					

Int. Std.	In2306	Y_2243	Y_3600	Y_3710
Units	Cts/S	Cts/S	Cts/S	Cts/S
Avg	7884.6	4958.3	50693.	7361.1
Stddev	7.9	5.0	193.	12.9
%RSD	.10031	.10009	.38145	.17521

Sample Name: 240-124114-e-6-b Acquired: 12/23/2019 22:08:43 Type: Unk
Method: 2019 ICP I9 6010 200.7 Methods(v185) Mode: CONC Corr. Factor: 1.000000
User: analyst Custom ID1: Custom ID2: Custom ID3:
Comment:

Elem	Ag3280	Al3082	As1890	B_1826	Ba4554	Be3130	Ca3179
IS Ref	(Y_3600)	(Y_3710)	(Y_2243)	(Y_2243)	(Y_3710)	(Y_3710)	(Y_3710)
Units	ppb	ppb	ppb	ppb	ppb	ppb	ppb
Avg	.89325	116.03	-2.2611	32.247	124.14	.11259	100990.
Stddev	.13671	9.28	3.0351	.601	.35	.06898	335.
%RSD	15.304	8.0003	134.23	1.8644	.27985	61.264	.33200
Check ?	Chk Pass	Chk Pass	Chk Pass	Chk Pass	Chk Pass	Chk Pass	Chk Pass
High Limit							
Low Limit							

Elem	Cd2288	Co2286	Cr2677	Cu3273	Fe2599	K_7664	Li6707
IS Ref	(Y_2243)	(In2306)	(Y_3600)	(Y_3600)	(Y_3710)	(Y_3710)	(Y_3710)
Units	ppb	ppb	ppb	ppb	ppb	ppb	ppb
Avg	.0971	.12065	1.0844	1.1614	2.9630	682.29	18.650
Stddev	.1534	.12168	.3084	.5593	.9772	24.16	1.972
%RSD	157.9	100.85	28.440	48.155	32.979	3.5412	10.573
Check ?	Chk Pass	Chk Pass	Chk Pass	Chk Pass	Chk Pass	Chk Pass	Chk Pass
High Limit							
Low Limit							

Elem	Mg2790	Mn2576	Mo2020	Na5895	Ni2316	Pb2203	Sb2175
IS Ref	(Y_3710)	(Y_3600)	(Y_2243)	(Y_3710)	(In2306)	(Y_2243)	(Y_2243)
Units	ppb	ppb	ppb	ppb	ppb	ppb	ppb
Avg	9374.5	123.81	-6.4110	11165.	-.17937	.32117	-1.056
Stddev	15.3	.25	.6284	34.	.35309	1.5997	1.666
%RSD	.16302	.20156	9.8018	.30827	196.85	498.08	157.8
Check ?	Chk Pass	Chk Pass	Chk Pass	Chk Pass	Chk Pass	Chk Pass	Chk Pass
High Limit							
Low Limit							

Sample Name: 240-124114-e-6-b Acquired: 12/23/2019 22:08:43 Type: Unk
Method: 2019 ICP I9 6010 200.7 Methods(v185) Mode: CONC Corr. Factor: 1.000000
User: analyst Custom ID1: Custom ID2: Custom ID3:
Comment:

Elem	Se1960	Sn1899	Ti3372	Tl1908	V_2908	Zn2062	Si2516
IS Ref	(Y_2243)	(In2306)	(Y_3600)	(In2306)	(Y_3710)	(In2306)	(Y_3710)
Units	ppb	ppb	ppb	ppb	ppb	ppb	ppb
Avg	-1.1377	-1.4631	-.66690	1.4234	-3.1848	-1.1902	15587.
Stddev	.8863	.5966	.29514	1.6269	3.5970	.1945	59.
%RSD	77.901	40.774	44.256	114.30	112.94	16.341	.38020
Check ?	Chk Pass	Chk Pass	Chk Pass	Chk Pass	Chk Pass	Chk Pass	Chk Pass
High Limit							
Low Limit							

Elem	Sr3464
IS Ref	(Y_3710)
Units	ppb
Avg	508.61
Stddev	3.28
%RSD	.64463
Check ?	Chk Pass
High Limit	
Low Limit	

Int. Std.	In2306	Y_2243	Y_3600	Y_3710
Units	Cts/S	Cts/S	Cts/S	Cts/S
Avg	7405.7	4880.3	49471.	7460.6
Stddev	22.9	18.3	145.	14.0
%RSD	.30967	.37395	.29397	.18796
Check ?	Chk Pass	Chk Pass	Chk Pass	Chk Pass
Value	95.456%	98.953%	93.349%	101.82%
Range				

Sample Name: 240-124122-m-2-b Acquired: 12/23/2019 22:13:06 Type: Unk
Method: 2019 ICP I9 6010 200.7 Methods(v185) Mode: CONC Corr. Factor: 1.000000
User: analyst Custom ID1: Custom ID2: Custom ID3:
Comment:

Elem	Ag3280	Al3082	As1890	B_1826	Ba4554	Be3130	Ca3179	Cd2288
IS Ref	(Y_3600)	(Y_3710)	(Y_2243)	(Y_2243)	(Y_3710)	(Y_3710)	(Y_3710)	(Y_2243)
Units	ppb	ppb	ppb	ppb	ppb	ppb	ppb	ppb
Avg	.56316	-40.050	-4.4557	59.285	13.539	.04355	73300.	.0722
Stddev	.35038	31.665	1.8536	.889	.128	.09067	216.	.2873
%RSD	62.218	79.065	41.601	1.4990	.94861	208.21	.29486	398.0
Check ?	Chk Pass	Chk Pass	Chk Pass	Chk Pass	Chk Pass	Chk Pass	Chk Pass	Chk Pass
High Limit								
Low Limit								

Elem	Co2286	Cr2677	Cu3273	Fe2599	K_7664	Li6707	Mg2790	Mn2576
IS Ref	(In2306)	(Y_3600)	(Y_3600)	(Y_3710)	(Y_3710)	(Y_3710)	(Y_3710)	(Y_3600)
Units	ppb	ppb	ppb	ppb	ppb	ppb	ppb	ppb
Avg	.59412	1.3939	1.2077	-4.1615	2501.5	3.6222	16902.	3.7366
Stddev	.28811	.1371	1.5380	2.5463	17.3	1.0856	25.	.0282
%RSD	48.494	9.8370	127.35	61.188	.69100	29.971	.14935	.75458
Check ?	Chk Pass	Chk Pass	Chk Pass	Chk Pass	Chk Pass	Chk Pass	Chk Pass	Chk Pass
High Limit								
Low Limit								

Elem	Mo2020	Na5895	Ni2316	Pb2203	Sb2175	Se1960	Sn1899	Ti3372
IS Ref	(Y_2243)	(Y_3710)	(In2306)	(Y_2243)	(Y_2243)	(Y_2243)	(In2306)	(Y_3600)
Units	ppb	ppb	ppb	ppb	ppb	ppb	ppb	ppb
Avg	-8.1591	36231.	-.10704	.21964	-4.086	.22881	-1.5009	-.75006
Stddev	.1162	121.	.21584	.62952	.095	1.6877	.1119	.13941
%RSD	1.4236	.33290	201.64	286.62	2.318	737.59	7.4521	18.586
Check ?	Chk Pass	Chk Pass	Chk Pass	Chk Pass	Chk Pass	Chk Pass	Chk Pass	Chk Pass
High Limit								
Low Limit								

Sample Name: 240-124122-m-2-b Acquired: 12/23/2019 22:13:06 Type: Unk
Method: 2019 ICP I9 6010 200.7 Methods(v185) Mode: CONC Corr. Factor: 1.000000
User: analyst Custom ID1: Custom ID2: Custom ID3:
Comment:

Elem	Tl1908	V_2908	Zn2062	Si2516	Sr3464
IS Ref	(In2306)	(Y_3710)	(In2306)	(Y_3710)	(Y_3710)
Units	ppb	ppb	ppb	ppb	ppb
Avg	-.17276	-5.3775	58.449	4313.4	149.86
Stddev	.23325	4.9191	.477	13.0	1.23
%RSD	135.01	91.475	.81583	.30065	.82191
Check ?	Chk Pass	Chk Pass	Chk Pass	Chk Pass	Chk Pass
High Limit					
Low Limit					

Int. Std.	In2306	Y_2243	Y_3600	Y_3710
Units	Cts/S	Cts/S	Cts/S	Cts/S
Avg	7308.0	4868.2	49452.	7494.0
Stddev	9.9	8.5	66.	30.5
%RSD	.13572	.17506	.13356	.40636
Check ?	Chk Pass	Chk Pass	Chk Pass	Chk Pass
Value	94.197%	98.708%	93.314%	102.27%
Range				

Sample Name: 240-124122-m-4-b Acquired: 12/23/2019 22:17:26 Type: Unk
Method: 2019 ICP I9 6010 200.7 Methods(v185) Mode: CONC Corr. Factor: 1.000000
User: analyst Custom ID1: Custom ID2: Custom ID3:
Comment:

Elem	Ag3280	Al3082	As1890	B_1826	Ba4554	Be3130	Ca3179	Cd2288
IS Ref	(Y_3600)	(Y_3710)	(Y_2243)	(Y_2243)	(Y_3710)	(Y_3710)	(Y_3710)	(Y_2243)
Units	ppb	ppb	ppb	ppb	ppb	ppb	ppb	ppb
Avg	.78976	-14.478	-2.6181	46.682	12.055	.00694	79712.	-.0580
Stddev	.45485	16.111	2.3224	.486	.309	.13411	113.	.1315
%RSD	57.594	111.28	88.708	1.0422	2.5632	1933.4	.14187	226.9
Check ?	Chk Pass	Chk Pass	Chk Pass	Chk Pass	Chk Pass	Chk Pass	Chk Pass	Chk Pass
High Limit								
Low Limit								

Elem	Co2286	Cr2677	Cu3273	Fe2599	K_7664	Li6707	Mg2790	Mn2576
IS Ref	(In2306)	(Y_3600)	(Y_3600)	(Y_3710)	(Y_3710)	(Y_3710)	(Y_3710)	(Y_3600)
Units	ppb	ppb	ppb	ppb	ppb	ppb	ppb	ppb
Avg	.46322	.83261	2.1578	-.89208	2003.3	3.4694	20215.	1.5890
Stddev	.12187	.23052	.2700	.73716	3.6	1.1029	83.	.0488
%RSD	26.310	27.687	12.511	82.634	.17835	31.789	.40904	3.0729
Check ?	Chk Pass	Chk Pass	Chk Pass	Chk Pass	Chk Pass	Chk Pass	Chk Pass	Chk Pass
High Limit								
Low Limit								

Elem	Mo2020	Na5895	Ni2316	Pb2203	Sb2175	Se1960	Sn1899	Ti3372
IS Ref	(Y_2243)	(Y_3710)	(In2306)	(Y_2243)	(Y_2243)	(Y_2243)	(In2306)	(Y_3600)
Units	ppb	ppb	ppb	ppb	ppb	ppb	ppb	ppb
Avg	-8.1272	13603.	-.23583	.90587	.6802	1.0367	-1.1110	-.66126
Stddev	.2042	47.	.27281	1.1313	2.396	1.7738	.4701	.41722
%RSD	2.5119	.34833	115.68	124.88	352.3	171.10	42.312	63.095
Check ?	Chk Pass	Chk Pass	Chk Pass	Chk Pass	Chk Pass	Chk Pass	Chk Pass	Chk Pass
High Limit								
Low Limit								

Sample Name: 240-124122-m-4-b Acquired: 12/23/2019 22:17:26 Type: Unk
Method: 2019 ICP I9 6010 200.7 Methods(v185) Mode: CONC Corr. Factor: 1.000000
User: analyst Custom ID1: Custom ID2: Custom ID3:
Comment:

Elem	Tl1908	V_2908	Zn2062	Si2516	Sr3464
IS Ref	(In2306)	(Y_3710)	(In2306)	(Y_3710)	(Y_3710)
Units	ppb	ppb	ppb	ppb	ppb
Avg	-.50482	-2.6914	6.1728	4255.1	130.17
Stddev	.18211	3.1313	.2343	30.6	2.96
%RSD	36.074	116.35	3.7960	.71842	2.2763
Check ?	Chk Pass	Chk Pass	Chk Pass	Chk Pass	Chk Pass
High Limit					
Low Limit					

Int. Std.	In2306	Y_2243	Y_3600	Y_3710
Units	Cts/S	Cts/S	Cts/S	Cts/S
Avg	7343.5	4893.3	49585.	7561.5
Stddev	15.3	7.5	156.	16.4
%RSD	.20792	.15243	.31455	.21736
Check ?	Chk Pass	Chk Pass	Chk Pass	Chk Pass
Value	94.654%	99.218%	93.564%	103.20%
Range				

Sample Name: 240-124122-n-6-b Acquired: 12/23/2019 22:21:48 Type: Unk
Method: 2019 ICP I9 6010 200.7 Methods(v185) Mode: CONC Corr. Factor: 1.000000
User: analyst Custom ID1: Custom ID2: Custom ID3:
Comment:

Elem	Ag3280	Al3082	As1890	B_1826	Ba4554	Be3130	Ca3179	Cd2288
IS Ref	(Y_3600)	(Y_3710)	(Y_2243)	(Y_2243)	(Y_3710)	(Y_3710)	(Y_3710)	(Y_2243)
Units	ppb	ppb	ppb	ppb	ppb	ppb	ppb	ppb
Avg	.87079	-26.158	-3.0207	83.341	35.561	.05776	93392.	.0235
Stddev	.40675	12.186	2.2688	1.043	.320	.02674	417.	.0941
%RSD	46.710	46.586	75.110	1.2515	.90088	46.303	.44698	400.6
Check ?	Chk Pass	Chk Pass	Chk Pass	Chk Pass	Chk Pass	Chk Pass	Chk Pass	Chk Pass
High Limit								
Low Limit								

Elem	Co2286	Cr2677	Cu3273	Fe2599	K_7664	Li6707	Mg2790	Mn2576
IS Ref	(In2306)	(Y_3600)	(Y_3600)	(Y_3710)	(Y_3710)	(Y_3710)	(Y_3710)	(Y_3600)
Units	ppb	ppb	ppb	ppb	ppb	ppb	ppb	ppb
Avg	1.0863	1.3057	.26502	-1.2263	2265.9	7.9130	20258.	407.19
Stddev	.0790	.1965	.48066	3.0365	54.9	1.8493	146.	.49
%RSD	7.2742	15.045	181.37	247.62	2.4241	23.370	.72169	.12069
Check ?	Chk Pass	Chk Pass	Chk Pass	Chk Pass	Chk Pass	Chk Pass	Chk Pass	Chk Pass
High Limit								
Low Limit								

Elem	Mo2020	Na5895	Ni2316	Pb2203	Sb2175	Se1960	Sn1899	Ti3372
IS Ref	(Y_2243)	(Y_3710)	(In2306)	(Y_2243)	(Y_2243)	(Y_2243)	(In2306)	(Y_3600)
Units	ppb	ppb	ppb	ppb	ppb	ppb	ppb	ppb
Avg	4.7771	54753.	4.7666	.95938	.1342	-1.7531	-1.1616	-.80879
Stddev	.5015	236.	.3313	1.2698	.3550	1.9992	.5952	.15098
%RSD	10.497	.43057	6.9504	132.36	264.5	114.04	51.241	18.667
Check ?	Chk Pass	Chk Pass	Chk Pass	Chk Pass	Chk Pass	Chk Pass	Chk Pass	Chk Pass
High Limit								
Low Limit								

Sample Name: 240-124122-n-6-b Acquired: 12/23/2019 22:21:48 Type: Unk
Method: 2019 ICP I9 6010 200.7 Methods(v185) Mode: CONC Corr. Factor: 1.000000
User: analyst Custom ID1: Custom ID2: Custom ID3:
Comment:

Elem	Tl1908	V_2908	Zn2062	Si2516	Sr3464
IS Ref	(In2306)	(Y_3710)	(In2306)	(Y_3710)	(Y_3710)
Units	ppb	ppb	ppb	ppb	ppb
Avg	1.0555	-2.2644	95.218	4882.2	214.21
Stddev	.7227	2.2048	.932	37.2	2.39
%RSD	68.471	97.365	.97876	.76161	1.1174
Check ?	Chk Pass	Chk Pass	Chk Pass	Chk Pass	Chk Pass
High Limit					
Low Limit					

Int. Std.	In2306	Y_2243	Y_3600	Y_3710
Units	Cts/S	Cts/S	Cts/S	Cts/S
Avg	7148.9	4816.2	48696.	7438.1
Stddev	8.9	3.2	107.	18.7
%RSD	.12475	.06726	.22039	.25152
Check ?	Chk Pass	Chk Pass	Chk Pass	Chk Pass
Value	92.146%	97.653%	91.886%	101.51%
Range				

Sample Name: 240-124122-m-5-b Acquired: 12/23/2019 22:26:09 Type: Unk
Method: 2019 ICP I9 6010 200.7 Methods(v185) Mode: CONC Corr. Factor: 1.000000
User: analyst Custom ID1: Custom ID2: Custom ID3:
Comment:

Elem	Ag3280	Al3082	As1890	B_1826	Ba4554	Be3130	Ca3179	Cd2288
IS Ref	(Y_3600)	(Y_3710)	(Y_2243)	(Y_2243)	(Y_3710)	(Y_3710)	(Y_3710)	(Y_2243)
Units	ppb	ppb	ppb	ppb	ppb	ppb	ppb	ppb
Avg	1.0031	-32.138	-.80882	76.546	17.537	.05718	87894.	5.521
Stddev	.4761	17.809	1.6284	.838	.295	.16866	63.	.059
%RSD	47.462	55.413	201.33	1.0949	1.6813	294.98	.07127	1.070
Check ?	Chk Pass	Chk Pass	Chk Pass	Chk Pass	Chk Pass	Chk Pass	Chk Pass	Chk Pass
High Limit								
Low Limit								

Elem	Co2286	Cr2677	Cu3273	Fe2599	K_7664	Li6707	Mg2790	Mn2576
IS Ref	(In2306)	(Y_3600)	(Y_3600)	(Y_3710)	(Y_3710)	(Y_3710)	(Y_3710)	(Y_3600)
Units	ppb	ppb	ppb	ppb	ppb	ppb	ppb	ppb
Avg	14.578	1.5912	686.91	24.615	6514.0	4.7834	10944.	569.41
Stddev	.281	.0505	1.84	1.131	24.6	.2674	24.	1.27
%RSD	1.9246	3.1737	.26787	4.5940	.37836	5.5901	.21638	.22281
Check ?	Chk Pass	Chk Pass	Chk Pass	Chk Pass	Chk Pass	Chk Pass	Chk Pass	Chk Pass
High Limit								
Low Limit								

Elem	Mo2020	Na5895	Ni2316	Pb2203	Sb2175	Se1960	Sn1899	Ti3372
IS Ref	(Y_2243)	(Y_3710)	(In2306)	(Y_2243)	(Y_2243)	(Y_2243)	(In2306)	(Y_3600)
Units	ppb	ppb	ppb	ppb	ppb	ppb	ppb	ppb
Avg	500.24	34464.	44.414	9.0237	-1.538	-.61744	-.54342	.62681
Stddev	11.04	82.	1.170	2.7120	1.959	2.0616	1.0787	.19662
%RSD	2.2062	.23897	2.6343	30.054	127.4	333.89	198.50	31.369
Check ?	Chk Pass	Chk Pass	Chk Pass	Chk Pass	Chk Pass	Chk Pass	Chk Pass	Chk Pass
High Limit								
Low Limit								

Sample Name: 240-124122-m-5-b Acquired: 12/23/2019 22:26:09 Type: Unk
Method: 2019 ICP I9 6010 200.7 Methods(v185) Mode: CONC Corr. Factor: 1.000000
User: analyst Custom ID1: Custom ID2: Custom ID3:
Comment:

Elem	Tl1908	V_2908	Zn2062	Si2516	Sr3464
IS Ref	(In2306)	(Y_3710)	(In2306)	(Y_3710)	(Y_3710)
Units	ppb	ppb	ppb	ppb	ppb
Avg	.44503	-3.4154	17.728	5614.7	274.13
Stddev	1.5427	2.8395	.181	25.4	2.59
%RSD	346.65	83.137	1.0192	.45320	.94342
Check ?	Chk Pass	Chk Pass	Chk Pass	Chk Pass	Chk Pass
High Limit					
Low Limit					

Int. Std.	In2306	Y_2243	Y_3600	Y_3710
Units	Cts/S	Cts/S	Cts/S	Cts/S
Avg	7220.6	4811.2	48726.	7437.5
Stddev	12.9	11.1	18.	11.2
%RSD	.17853	.23140	.03774	.15096
Check ?	Chk Pass	Chk Pass	Chk Pass	Chk Pass
Value	93.070%	97.553%	91.942%	101.50%
Range				

Sample Name: mb 240-416639/1-a Acquired: 12/23/2019 22:30:25 Type: QC
Method: 2019 ICP I9 6010 200.7 Methods(v185) Mode: CONC Corr. Factor: 1.000000
User: analyst Custom ID1: Custom ID2: Custom ID3:
Comment:

Elem	Ag3280	Al3082	As1890	B_1826	Ba4554	Be3130	Ca3179	Cd2288
IS Ref	(Y_3600)	(Y_3710)	(Y_2243)	(Y_2243)	(Y_3710)	(Y_3710)	(Y_3710)	(Y_2243)
Units	ppb	ppb	ppb	ppb	ppb	ppb	ppb	ppb
Avg	.74164	-10.337	-1.5283	5.0428	.30560	.24758	-17.307	-.1504
Stddev	.73066	13.919	1.5999	.1415	.07990	.06421	2.002	.0336
%RSD	98.519	134.65	104.69	2.8062	26.144	25.934	11.565	22.35
Check ?	Chk Pass	Chk Pass	Chk Pass	Chk Pass	Chk Pass	Chk Pass	Chk Pass	Chk Pass
High Limit								
Low Limit								

Elem	Co2286	Cr2677	Cu3273	Fe2599	K_7664	Li6707	Mg2790	Mn2576
IS Ref	(In2306)	(Y_3600)	(Y_3600)	(Y_3710)	(Y_3710)	(Y_3710)	(Y_3710)	(Y_3600)
Units	ppb	ppb	ppb	ppb	ppb	ppb	ppb	ppb
Avg	.33465	.64078	1.0084	1.1891	98.841	2.5013	3.5966	.08013
Stddev	.10072	.54664	.7431	3.6511	20.613	2.7150	28.873	.03331
%RSD	30.097	85.309	73.695	307.05	20.855	108.55	802.78	41.578
Check ?	Chk Pass	Chk Pass	Chk Pass	Chk Pass	Chk Pass	Chk Pass	Chk Pass	Chk Pass
High Limit								
Low Limit								

Elem	Mo2020	Na5895	Ni2316	Pb2203	Sb2175	Se1960	Sn1899	Ti3372
IS Ref	(Y_2243)	(Y_3710)	(In2306)	(Y_2243)	(Y_2243)	(Y_2243)	(In2306)	(Y_3600)
Units	ppb	ppb	ppb	ppb	ppb	ppb	ppb	ppb
Avg	-4.3841	413.31	-1.0583	1.6895	-4.116	-.53610	-1.1280	-.89846
Stddev	.4826	10.08	.1676	.7089	1.428	3.3233	.5684	.08808
%RSD	11.009	2.4393	15.840	41.959	34.69	619.90	50.390	9.8032
Check ?	Chk Pass	Chk Pass	Chk Pass	Chk Pass	Chk Pass	Chk Pass	Chk Pass	Chk Pass
High Limit								
Low Limit								

Sample Name: mb 240-416639/1-a Acquired: 12/23/2019 22:30:25 Type: QC
Method: 2019 ICP I9 6010 200.7 Methods(v185) Mode: CONC Corr. Factor: 1.000000
User: analyst Custom ID1: Custom ID2: Custom ID3:
Comment:

Elem	Tl1908	V_2908	Zn2062	Si2516	Sr3464
IS Ref	(In2306)	(Y_3710)	(In2306)	(Y_3710)	(Y_3710)
Units	ppb	ppb	ppb	ppb	ppb
Avg	-.55706	1.7638	-2.7284	24.171	5.0427
Stddev	.95161	3.1665	.0988	9.043	3.7844
%RSD	170.83	179.52	3.6220	37.413	75.046
Check ?	Chk Pass	Chk Pass	Chk Pass	Chk Pass	Chk Pass
High Limit					
Low Limit					

Int. Std.	In2306	Y_2243	Y_3600	Y_3710
Units	Cts/S	Cts/S	Cts/S	Cts/S
Avg	7869.6	4981.5	50840.	7460.0
Stddev	17.1	12.1	143.	41.7
%RSD	.21724	.24310	.28149	.55962

Sample Name: lcs 240-416639/2-a Acquired: 12/23/2019 22:34:51 Type: QC
Method: 2019 ICP I9 6010 200.7 Methods(v185) Mode: CONC Corr. Factor: 1.000000
User: analyst Custom ID1: Custom ID2: Custom ID3:
Comment:

Elem	Ag3280	Al3082	As1890	B_1826	Ba4554	Be3130	Ca3179	Cd2288
IS Ref	(Y_3600)	(Y_3710)	(Y_2243)	(Y_2243)	(Y_3710)	(Y_3710)	(Y_3710)	(Y_2243)
Units	ppb	ppb	ppb	ppb	ppb	ppb	ppb	ppb
Avg	103.14	9396.3	2049.7	1055.3	1993.0	1056.2	47667.	1000.
Stddev	.86	20.0	5.7	2.6	2.0	1.0	88.	3.
%RSD	.83716	.21314	.27586	.24485	.10186	.09222	.18453	.3101
Check ? Value Range	Chk Pass	Chk Pass	Chk Pass	Chk Pass	Chk Pass	Chk Pass	Chk Pass	Chk Pass

Elem	Co2286	Cr2677	Cu3273	Fe2599	K_7664	Li6707	Mg2790	Mn2576
IS Ref	(In2306)	(Y_3600)	(Y_3600)	(Y_3710)	(Y_3710)	(Y_3710)	(Y_3710)	(Y_3600)
Units	ppb	ppb	ppb	ppb	ppb	ppb	ppb	ppb
Avg	1017.6	993.61	1020.7	9669.7	46871.	999.91	49531.	1056.9
Stddev	1.7	2.65	4.6	15.9	82.	.81	60.	2.3
%RSD	.16589	.26651	.45267	.16428	.17474	.08134	.12035	.22131
Check ? Value Range	Chk Pass	Chk Pass	Chk Pass	Chk Pass	Chk Pass	Chk Pass	Chk Pass	Chk Pass

Elem	Mo2020	Na5895	Ni2316	Pb2203	Sb2175	Se1960	Sn1899	Ti3372
IS Ref	(Y_2243)	(Y_3710)	(In2306)	(Y_2243)	(Y_2243)	(Y_2243)	(In2306)	(Y_3600)
Units	ppb	ppb	ppb	ppb	ppb	ppb	ppb	ppb
Avg	991.79	49412.	1013.9	973.00	1025.	2008.4	1995.7	1076.8
Stddev	16.33	53.	1.5	2.43	3.	8.8	8.2	2.1
%RSD	1.6466	.10804	.14439	.24995	.3006	.43695	.41336	.19866
Check ? Value Range	Chk Pass	Chk Pass	Chk Pass	Chk Pass	Chk Pass	Chk Pass	Chk Pass	Chk Pass

Sample Name: lcs 240-416639/2-a Acquired: 12/23/2019 22:34:51 Type: QC
Method: 2019 ICP I9 6010 200.7 Methods(v185) Mode: CONC Corr. Factor: 1.000000
User: analyst Custom ID1: Custom ID2: Custom ID3:
Comment:

Elem	Tl1908	V_2908	Zn2062	Si2516	Sr3464
IS Ref	(In2306)	(Y_3710)	(In2306)	(Y_3710)	(Y_3710)
Units	ppb	ppb	ppb	ppb	ppb
Avg	1933.8	940.82	1044.9	2002.1	925.77
Stddev	33.5	3.52	2.6	5.1	9.94
%RSD	1.7320	.37382	.25342	.25580	1.0742
Check ?	Chk Pass	Chk Pass	Chk Pass	Chk Pass	Chk Pass
Value					
Range					

Int. Std.	In2306	Y_2243	Y_3600	Y_3710
Units	Cts/S	Cts/S	Cts/S	Cts/S
Avg	7050.5	4838.4	49097.	7503.8
Stddev	7.9	9.8	160.	31.9
%RSD	.11176	.20213	.32600	.42509

Sample Name: 240-124038-a-3-a Acquired: 12/23/2019 22:38:50 Type: Unk
Method: 2019 ICP I9 6010 200.7 Methods(v185) Mode: CONC Corr. Factor: 1.000000
User: analyst Custom ID1: Custom ID2: Custom ID3:
Comment:

Elem	Ag3280	Al3082	As1890	B_1826	Ba4554	Be3130	Ca3179	Cd2288
IS Ref	(Y_3600)	(Y_3710)	(Y_2243)	(Y_2243)	(Y_3710)	(Y_3710)	(Y_3710)	(Y_2243)
Units	ppb	ppb	ppb	ppb	ppb	ppb	ppb	ppb
Avg	.76476	177.83	7.1608	48.118	9.7937	.17327	4391.4	-.0188
Stddev	.32190	39.28	.6017	1.154	.2662	.15811	8.0	.1101
%RSD	42.091	22.086	8.4033	2.3975	2.7177	91.252	.18107	585.8
Check ?	Chk Pass	Chk Pass	Chk Pass	Chk Pass	Chk Pass	Chk Pass	Chk Pass	Chk Pass
High Limit								
Low Limit								

Elem	Co2286	Cr2677	Cu3273	Fe2599	K_7664	Li6707	Mg2790	Mn2576
IS Ref	(In2306)	(Y_3600)	(Y_3600)	(Y_3710)	(Y_3710)	(Y_3710)	(Y_3710)	(Y_3600)
Units	ppb	ppb	ppb	ppb	ppb	ppb	ppb	ppb
Avg	5.2736	2.6863	.54190	43.633	54362.	7.1671	8656.3	110.58
Stddev	.2588	.3049	.39223	1.729	43.	2.4868	63.9	.27
%RSD	4.9071	11.350	72.381	3.9636	.07839	34.698	.73846	.24296
Check ?	Chk Pass	Chk Pass	Chk Pass	Chk Pass	Chk Pass	Chk Pass	Chk Pass	Chk Pass
High Limit								
Low Limit								

Elem	Mo2020	Na5895	Ni2316	Pb2203	Sb2175	Se1960	Sn1899	Ti3372
IS Ref	(Y_2243)	(Y_3710)	(In2306)	(Y_2243)	(Y_2243)	(Y_2243)	(In2306)	(Y_3600)
Units	ppb	ppb	ppb	ppb	ppb	ppb	ppb	ppb
Avg	6.8905	97870.	41.898	1.5572	-2.657	52.938	3.2493	2.7665
Stddev	2.0657	188.	.609	1.3152	2.101	2.528	.9092	.1895
%RSD	29.979	.19167	1.4539	84.461	79.08	4.7746	27.982	6.8496
Check ?	Chk Pass	Chk Pass	Chk Pass	Chk Pass	Chk Pass	Chk Pass	Chk Pass	Chk Pass
High Limit								
Low Limit								

Sample Name: 240-124038-a-3-a Acquired: 12/23/2019 22:38:50 Type: Unk
Method: 2019 ICP I9 6010 200.7 Methods(v185) Mode: CONC Corr. Factor: 1.000000
User: analyst Custom ID1: Custom ID2: Custom ID3:
Comment:

Elem	Tl1908	V_2908	Zn2062	Si2516	Sr3464
IS Ref	(In2306)	(Y_3710)	(In2306)	(Y_3710)	(Y_3710)
Units	ppb	ppb	ppb	ppb	ppb
Avg	-.76119	.64792	6.3791	134.51	12.130
Stddev	1.4230	3.7680	.1743	4.54	2.952
%RSD	186.95	581.55	2.7324	3.3749	24.337
Check ?	Chk Pass	Chk Pass	Chk Pass	Chk Pass	Chk Pass
High Limit					
Low Limit					

Int. Std.	In2306	Y_2243	Y_3600	Y_3710
Units	Cts/S	Cts/S	Cts/S	Cts/S
Avg	7356.3	4879.2	49258.	7601.8
Stddev	12.8	9.8	180.	21.3
%RSD	.17421	.20010	.36458	.28041
Check ?	Chk Pass	Chk Pass	Chk Pass	Chk Pass
Value	94.820%	98.932%	92.946%	103.75%
Range				

Sample Name: SD 240-124038-a-3a@5 Acquired: 12/23/2019 22:43:11 Type: Unk
Method: 2019 ICP I9 6010 200.7 Methods(v185) Mode: CONC Corr. Factor: 1.000000
User: analyst Custom ID1: Custom ID2: Custom ID3:
Comment:

Elem	Ag3280	Al3082	As1890	B_1826	Ba4554	Be3130	Ca3179	Cd2288
IS Ref	(Y_3600)	(Y_3710)	(Y_2243)	(Y_2243)	(Y_3710)	(Y_3710)	(Y_3710)	(Y_2243)
Units	ppb	ppb	ppb	ppb	ppb	ppb	ppb	ppb
Avg	.61409	.52314	-.78515	10.299	2.1459	-.16816	827.81	-.0415
Stddev	.55532	15.400	.65146	.542	.4306	.03134	3.93	.1083
%RSD	90.430	2943.8	82.973	5.2662	20.066	18.636	.47491	261.2
Check ?	Chk Pass	Chk Pass	Chk Pass	Chk Pass	Chk Pass	Chk Pass	Chk Pass	Chk Pass
High Limit								
Low Limit								

Elem	Co2286	Cr2677	Cu3273	Fe2599	K_7664	Li6707	Mg2790	Mn2576
IS Ref	(In2306)	(Y_3600)	(Y_3600)	(Y_3710)	(Y_3710)	(Y_3710)	(Y_3710)	(Y_3600)
Units	ppb	ppb	ppb	ppb	ppb	ppb	ppb	ppb
Avg	1.2947	.90130	.81092	7.2861	10824.	4.6598	1744.5	22.458
Stddev	.1408	.29597	1.2330	.7058	116.	1.9371	17.1	.046
%RSD	10.877	32.838	152.05	9.6873	1.0701	41.571	.97959	.20294
Check ?	Chk Pass	Chk Pass	Chk Pass	Chk Pass	Chk Pass	Chk Pass	Chk Pass	Chk Pass
High Limit								
Low Limit								

Elem	Mo2020	Na5895	Ni2316	Pb2203	Sb2175	Se1960	Sn1899	Ti3372
IS Ref	(Y_2243)	(Y_3710)	(In2306)	(Y_2243)	(Y_2243)	(Y_2243)	(In2306)	(Y_3600)
Units	ppb	ppb	ppb	ppb	ppb	ppb	ppb	ppb
Avg	-7.5860	19766.	7.8275	.98362	-.2113	7.4636	-.94388	-.17713
Stddev	.4916	5.	.8090	.94793	2.765	1.5949	.56841	.07006
%RSD	6.4808	.02336	10.335	96.372	1308.	21.369	60.221	39.551
Check ?	Chk Pass	Chk Pass	Chk Pass	Chk Pass	Chk Pass	Chk Pass	Chk Pass	Chk Pass
High Limit								
Low Limit								

Sample Name: SD 240-124038-a-3a@5 Acquired: 12/23/2019 22:43:11 Type: Unk
Method: 2019 ICP I9 6010 200.7 Methods(v185) Mode: CONC Corr. Factor: 1.000000
User: analyst Custom ID1: Custom ID2: Custom ID3:
Comment:

Elem	Tl1908	V_2908	Zn2062	Si2516	Sr3464
IS Ref	(In2306)	(Y_3710)	(In2306)	(Y_3710)	(Y_3710)
Units	ppb	ppb	ppb	ppb	ppb
Avg	-.14379	-.35389	-1.2672	34.773	7.5346
Stddev	.36707	2.6497	.0552	5.879	4.7136
%RSD	255.27	748.74	4.3533	16.906	62.560
Check ?	Chk Pass	Chk Pass	Chk Pass	Chk Pass	Chk Pass
High Limit					
Low Limit					

Int. Std.	In2306	Y_2243	Y_3600	Y_3710
Units	Cts/S	Cts/S	Cts/S	Cts/S
Avg	7787.2	4985.5	50863.	7562.5
Stddev	10.6	6.0	161.	37.9
%RSD	.13626	.12101	.31628	.50160
Check ?	Chk Pass	Chk Pass	Chk Pass	Chk Pass
Value	100.37%	101.09%	95.975%	103.21%
Range				

Sample Name: 240-124038-a-4-a Acquired: 12/23/2019 22:47:36 Type: Unk
Method: 2019 ICP I9 6010 200.7 Methods(v185) Mode: CONC Corr. Factor: 1.000000
User: analyst Custom ID1: Custom ID2: Custom ID3:
Comment:

Elem	Ag3280	Al3082	As1890	B_1826	Ba4554	Be3130	Ca3179
IS Ref	(Y_3600)	(Y_3710)	(Y_2243)	(Y_2243)	(Y_3710)	(Y_3710)	(Y_3710)
Units	ppb	ppb	ppb	ppb	ppb	ppb	ppb
Avg	.39776	210.44	5.8680	47.866	9.7327	.02732	4566.1
Stddev	.54192	30.38	.7795	1.102	.3707	.17413	7.6
%RSD	136.24	14.437	13.285	2.3019	3.8090	637.44	.16700
Check ?	Chk Pass	Chk Pass	Chk Pass	Chk Pass	Chk Pass	Chk Pass	Chk Pass
High Limit							
Low Limit							

Elem	Cd2288	Co2286	Cr2677	Cu3273	Fe2599	K_7664	Li6707
IS Ref	(Y_2243)	(In2306)	(Y_3600)	(Y_3600)	(Y_3710)	(Y_3710)	(Y_3710)
Units	ppb	ppb	ppb	ppb	ppb	ppb	ppb
Avg	-.0516	5.4496	2.4961	1.4815	46.126	56423.	5.3969
Stddev	.2575	.2466	.1087	.7697	1.116	265.	3.4688
%RSD	498.9	4.5257	4.3547	51.951	2.4200	.46969	64.274
Check ?	Chk Pass	Chk Pass	Chk Pass	Chk Pass	Chk Pass	Chk Pass	Chk Pass
High Limit							
Low Limit							

Elem	Mg2790	Mn2576	Mo2020	Na5895	Ni2316	Pb2203	Sb2175
IS Ref	(Y_3710)	(Y_3600)	(Y_2243)	(Y_3710)	(In2306)	(Y_2243)	(Y_2243)
Units	ppb	ppb	ppb	ppb	ppb	ppb	ppb
Avg	9040.2	49.235	-8.1237	101980.	44.293	1.3458	-3.007
Stddev	16.1	.153	.2177	216.	1.157	.5857	1.672
%RSD	.17804	.31009	2.6793	.21178	2.6117	43.522	55.61
Check ?	Chk Pass	Chk Pass	Chk Pass	Chk Pass	Chk Pass	Chk Pass	Chk Pass
High Limit							
Low Limit							

Sample Name: 240-124038-a-4-a Acquired: 12/23/2019 22:47:36 Type: Unk
Method: 2019 ICP I9 6010 200.7 Methods(v185) Mode: CONC Corr. Factor: 1.000000
User: analyst Custom ID1: Custom ID2: Custom ID3:
Comment:

Elem	Se1960	Sn1899	Ti3372	Tl1908	V_2908	Zn2062	Si2516
IS Ref	(Y_2243)	(In2306)	(Y_3600)	(In2306)	(Y_3710)	(In2306)	(Y_3710)
Units	ppb	ppb	ppb	ppb	ppb	ppb	ppb
Avg	52.927	.55218	2.3238	-6.8617	-2.6300	7.6489	134.97
Stddev	1.430	.34607	.2245	1.2771	6.2984	.0539	5.28
%RSD	2.7013	62.672	9.6602	18.613	239.48	.70503	3.9117
Check ?	Chk Pass	Chk Pass	Chk Pass	Chk Pass	Chk Pass	Chk Pass	Chk Pass
High Limit							
Low Limit							

Elem	Sr3464
IS Ref	(Y_3710)
Units	ppb
Avg	12.838
Stddev	4.171
%RSD	32.490
Check ?	Chk Pass
High Limit	
Low Limit	

Int. Std.	In2306	Y_2243	Y_3600	Y_3710
Units	Cts/S	Cts/S	Cts/S	Cts/S
Avg	7371.9	4898.8	49745.	7617.7
Stddev	11.0	2.8	163.	9.1
%RSD	.14910	.05650	.32714	.11997
Check ?	Chk Pass	Chk Pass	Chk Pass	Chk Pass
Value	95.021%	99.328%	93.865%	103.96%
Range				

Sample Name: CCV-4543978 Acquired: 12/23/2019 22:51:59 Type: QC
Method: 2019 ICP I9 6010 200.7 Methods(v185) Mode: CONC Corr. Factor: 1.000000
User: analyst Custom ID1: Custom ID2: Custom ID3:
Comment:

Elem	Ag3280	Al3082	As1890	B_1826	Ba4554	Be3130	Ca3179	Cd2288
IS Ref	(Y_3600)	(Y_3710)	(Y_2243)	(Y_2243)	(Y_3710)	(Y_3710)	(Y_3710)	(Y_2243)
Units	ppb	ppb	ppb	ppb	ppb	ppb	ppb	ppb
Avg	1020.2	46054.	2017.9	5095.4	2007.7	2097.7	47494.	1958.
Stddev	15.2	286.	4.0	7.0	15.4	20.4	443.	6.
%RSD	1.4904	.62088	.19639	.13766	.76755	.97319	.93194	.3199
Check ?	Chk Pass	Chk Pass	Chk Pass	Chk Pass	Chk Pass	Chk Pass	Chk Pass	Chk Pass
Value								
Range								

Elem	Co2286	Cr2677	Cu3273	Fe2599	K_7664	Li6707	Mg2790	Mn2576
IS Ref	(In2306)	(Y_3600)	(Y_3600)	(Y_3710)	(Y_3710)	(Y_3710)	(Y_3710)	(Y_3600)
Units	ppb	ppb	ppb	ppb	ppb	ppb	ppb	ppb
Avg	2057.4	1994.6	2048.2	47486.	46478.	1984.7	49202.	2148.4
Stddev	5.5	25.7	32.3	378.	354.	8.5	465.	33.0
%RSD	.26793	1.2899	1.5754	.79686	.76057	.43023	.94529	1.5355
Check ?	Chk Pass	Chk Pass	Chk Pass	Chk Pass	Chk Pass	Chk Pass	Chk Pass	Chk Pass
Value								
Range								

Elem	Mo2020	Na5895	Ni2316	Pb2203	Sb2175	Se1960	Sn1899	Ti3372
IS Ref	(Y_2243)	(Y_3710)	(In2306)	(Y_2243)	(Y_2243)	(Y_2243)	(In2306)	(Y_3600)
Units	ppb	ppb	ppb	ppb	ppb	ppb	ppb	ppb
Avg	1996.1	49025.	2048.5	1924.6	1958.	1970.6	2013.8	2189.9
Stddev	23.7	439.	5.8	3.9	6.	6.5	5.1	33.2
%RSD	1.1863	.89578	.28401	.20311	.3240	.32809	.25284	1.5145
Check ?	Chk Pass	Chk Pass	Chk Pass	Chk Pass	Chk Pass	Chk Pass	Chk Pass	Chk Pass
Value								
Range								

Sample Name: CCV-4543978 Acquired: 12/23/2019 22:51:59 Type: QC
Method: 2019 ICP I9 6010 200.7 Methods(v185) Mode: CONC Corr. Factor: 1.000000
User: analyst Custom ID1: Custom ID2: Custom ID3:
Comment:

Elem	Tl1908	V_2908	Zn2062	Si2516	Sr3464
IS Ref	(In2306)	(Y_3710)	(In2306)	(Y_3710)	(Y_3710)
Units	ppb	ppb	ppb	ppb	ppb
Avg	1939.8	1872.5	2105.9	19374.	1861.8
Stddev	18.8	7.1	5.9	201.	11.7
%RSD	.96735	.37718	.27900	1.0388	.62884
Check ?	Chk Pass	Chk Pass	Chk Pass	Chk Pass	Chk Pass
Value					
Range					

Int. Std.	In2306	Y_2243	Y_3600	Y_3710
Units	Cts/S	Cts/S	Cts/S	Cts/S
Avg	6905.8	4819.4	48031.	7381.2
Stddev	14.7	17.3	591.	71.5
%RSD	.21222	.35958	1.2302	.96821

Sample Name: CCB Acquired: 12/23/2019 22:56:00 Type: QC
Method: 2019 ICP I9 6010 200.7 Methods(v185) Mode: CONC Corr. Factor: 1.000000
User: analyst Custom ID1: Custom ID2: Custom ID3:
Comment:

Elem	Ag3280	Al3082	As1890	B_1826	Ba4554	Be3130	Ca3179	Cd2288
IS Ref	(Y_3600)	(Y_3710)	(Y_2243)	(Y_2243)	(Y_3710)	(Y_3710)	(Y_3710)	(Y_2243)
Units	ppb	ppb	ppb	ppb	ppb	ppb	ppb	ppb
Avg	.69342	-12.322	-2.8647	7.1611	.29360	.19214	-52.859	-.1069
Stddev	.05726	38.022	.8615	.9048	.20053	.03704	.805	.1926
%RSD	8.2582	308.58	30.072	12.635	68.300	19.280	1.5232	180.2
Check ?	Chk Pass	Chk Pass	Chk Pass	Chk Pass	Chk Pass	Chk Pass	Chk Pass	Chk Pass
High Limit								
Low Limit								

Elem	Co2286	Cr2677	Cu3273	Fe2599	K_7664	Li6707	Mg2790	Mn2576
IS Ref	(In2306)	(Y_3600)	(Y_3600)	(Y_3710)	(Y_3710)	(Y_3710)	(Y_3710)	(Y_3600)
Units	ppb	ppb	ppb	ppb	ppb	ppb	ppb	ppb
Avg	.08462	.47922	1.4101	2.0981	37.025	3.4087	19.733	-.13429
Stddev	.13120	.28090	.3648	1.6211	37.929	2.1492	19.078	.07242
%RSD	155.05	58.617	25.868	77.263	102.44	63.051	96.680	53.930
Check ?	Chk Pass	Chk Pass	Chk Pass	Chk Pass	Chk Pass	Chk Pass	Chk Pass	Chk Pass
High Limit								
Low Limit								

Elem	Mo2020	Na5895	Ni2316	Pb2203	Sb2175	Se1960	Sn1899	Ti3372
IS Ref	(Y_2243)	(Y_3710)	(In2306)	(Y_2243)	(Y_2243)	(Y_2243)	(In2306)	(Y_3600)
Units	ppb	ppb	ppb	ppb	ppb	ppb	ppb	ppb
Avg	4.7997	259.21	-.68515	.82529	-2.638	-.30421	-.25981	-.42451
Stddev	2.3713	13.66	.08675	1.9573	.223	2.5552	.24530	.28255
%RSD	49.405	5.2697	12.662	237.17	8.459	839.94	94.416	66.560
Check ?	Chk Pass	Chk Pass	Chk Pass	Chk Pass	Chk Pass	Chk Pass	Chk Pass	Chk Pass
High Limit								
Low Limit								

Sample Name: CCB Acquired: 12/23/2019 22:56:00 Type: QC
Method: 2019 ICP I9 6010 200.7 Methods(v185) Mode: CONC Corr. Factor: 1.000000
User: analyst Custom ID1: Custom ID2: Custom ID3:
Comment:

Elem	Tl1908	V_2908	Zn2062	Si2516	Sr3464
IS Ref	(In2306)	(Y_3710)	(In2306)	(Y_3710)	(Y_3710)
Units	ppb	ppb	ppb	ppb	ppb
Avg	4.2107	.27711	-2.1650	14.548	7.9428
Stddev	.8122	2.8906	.1005	1.572	6.3696
%RSD	19.290	1043.1	4.6441	10.804	80.194
Check ?	Chk Pass	Chk Pass	Chk Pass	Chk Pass	Chk Pass
High Limit					
Low Limit					

Int. Std.	In2306	Y_2243	Y_3600	Y_3710
Units	Cts/S	Cts/S	Cts/S	Cts/S
Avg	7958.3	5052.9	51297.	7501.8
Stddev	7.5	4.9	100.	90.2
%RSD	.09407	.09725	.19581	1.2025

Sample Name: 240-124038-a-5-a Acquired: 12/23/2019 23:00:27 Type: Unk
Method: 2019 ICP I9 6010 200.7 Methods(v185) Mode: CONC Corr. Factor: 1.000000
User: analyst Custom ID1: Custom ID2: Custom ID3:
Comment:

Elem	Ag3280	Al3082	As1890	B_1826	Ba4554	Be3130	Ca3179	Cd2288
IS Ref	(Y_3600)	(Y_3710)	(Y_2243)	(Y_2243)	(Y_3710)	(Y_3710)	(Y_3710)	(Y_2243)
Units	ppb	ppb	ppb	ppb	ppb	ppb	ppb	ppb
Avg	1.0075	18.259	.77664	14.293	2.3137	.13617	977.41	.0486
Stddev	.5853	28.401	.21476	.413	.0598	.06903	8.21	.1220
%RSD	58.095	155.54	27.653	2.8864	2.5857	50.696	.83983	250.8
Check ?	Chk Pass	Chk Pass	Chk Pass	Chk Pass	Chk Pass	Chk Pass	Chk Pass	Chk Pass
High Limit								
Low Limit								

Elem	Co2286	Cr2677	Cu3273	Fe2599	K_7664	Li6707	Mg2790	Mn2576
IS Ref	(In2306)	(Y_3600)	(Y_3600)	(Y_3710)	(Y_3710)	(Y_3710)	(Y_3710)	(Y_3600)
Units	ppb	ppb	ppb	ppb	ppb	ppb	ppb	ppb
Avg	24.076	1.9172	2.1350	1165.7	39576.	3.3456	3115.6	20.338
Stddev	.411	.2513	.8553	7.0	162.	2.2373	6.6	.072
%RSD	1.7086	13.106	40.062	.60293	.40993	66.874	.21306	.35613
Check ?	Chk Pass	Chk Pass	Chk Pass	Chk Pass	Chk Pass	Chk Pass	Chk Pass	Chk Pass
High Limit								
Low Limit								

Elem	Mo2020	Na5895	Ni2316	Pb2203	Sb2175	Se1960	Sn1899	Ti3372
IS Ref	(Y_2243)	(Y_3710)	(In2306)	(Y_2243)	(Y_2243)	(Y_2243)	(In2306)	(Y_3600)
Units	ppb	ppb	ppb	ppb	ppb	ppb	ppb	ppb
Avg	-5.1166	20279.	51.899	1.4795	-2.169	32.009	.17965	.05155
Stddev	.5018	13.	.564	.8512	.962	3.803	.74093	.16513
%RSD	9.8068	.06181	1.0865	57.534	44.35	11.882	412.44	320.33
Check ?	Chk Pass	Chk Pass	Chk Pass	Chk Pass	Chk Pass	Chk Pass	Chk Pass	Chk Pass
High Limit								
Low Limit								

Sample Name: 240-124038-a-5-a Acquired: 12/23/2019 23:00:27 Type: Unk
Method: 2019 ICP I9 6010 200.7 Methods(v185) Mode: CONC Corr. Factor: 1.000000
User: analyst Custom ID1: Custom ID2: Custom ID3:
Comment:

Elem	Tl1908	V_2908	Zn2062	Si2516	Sr3464
IS Ref	(In2306)	(Y_3710)	(In2306)	(Y_3710)	(Y_3710)
Units	ppb	ppb	ppb	ppb	ppb
Avg	-2.4880	-3.1831	70.194	42.354	10.075
Stddev	.4244	4.3305	.359	3.139	3.360
%RSD	17.056	136.05	.51090	7.4113	33.346
Check ?	Chk Pass	Chk Pass	Chk Pass	Chk Pass	Chk Pass
High Limit					
Low Limit					

Int. Std.	In2306	Y_2243	Y_3600	Y_3710
Units	Cts/S	Cts/S	Cts/S	Cts/S
Avg	7674.9	5001.8	51123.	7739.8
Stddev	17.6	9.7	159.	32.2
%RSD	.22891	.19476	.31064	.41593
Check ?	Chk Pass	Chk Pass	Chk Pass	Chk Pass
Value	98.926%	101.42%	96.466%	105.63%
Range				

Sample Name: 240-124038-a-6-a Acquired: 12/23/2019 23:04:46 Type: Unk
Method: 2019 ICP I9 6010 200.7 Methods(v185) Mode: CONC Corr. Factor: 1.000000
User: analyst Custom ID1: Custom ID2: Custom ID3:
Comment:

Elem	Ag3280	Al3082	As1890	B_1826	Ba4554	Be3130	Ca3179	Cd2288
IS Ref	(Y_3600)	(Y_3710)	(Y_2243)	(Y_2243)	(Y_3710)	(Y_3710)	(Y_3710)	(Y_2243)
Units	ppb	ppb	ppb	ppb	ppb	ppb	ppb	ppb
Avg	1.0134	16.027	-1.5254	12.442	2.3390	.08066	978.35	-.0442
Stddev	.2950	42.042	.3715	.094	.1338	.10368	7.16	.1222
%RSD	29.111	262.31	24.354	.75863	5.7223	128.53	.73206	276.7
Check ?	Chk Pass	Chk Pass	Chk Pass	Chk Pass	Chk Pass	Chk Pass	Chk Pass	Chk Pass
High Limit								
Low Limit								

Elem	Co2286	Cr2677	Cu3273	Fe2599	K_7664	Li6707	Mg2790	Mn2576
IS Ref	(In2306)	(Y_3600)	(Y_3600)	(Y_3710)	(Y_3710)	(Y_3710)	(Y_3710)	(Y_3600)
Units	ppb	ppb	ppb	ppb	ppb	ppb	ppb	ppb
Avg	23.826	1.4811	1.8668	1172.6	39459.	4.4722	3178.7	19.134
Stddev	.511	.1459	.9789	12.5	111.	1.0241	55.1	.017
%RSD	2.1467	9.8490	52.435	1.0686	.28168	22.900	1.7332	.09076
Check ?	Chk Pass	Chk Pass	Chk Pass	Chk Pass	Chk Pass	Chk Pass	Chk Pass	Chk Pass
High Limit								
Low Limit								

Elem	Mo2020	Na5895	Ni2316	Pb2203	Sb2175	Se1960	Sn1899	Ti3372
IS Ref	(Y_2243)	(Y_3710)	(In2306)	(Y_2243)	(Y_2243)	(Y_2243)	(In2306)	(Y_3600)
Units	ppb	ppb	ppb	ppb	ppb	ppb	ppb	ppb
Avg	-6.9643	20473.	51.014	.10091	-3.097	28.564	.06593	-.19118
Stddev	.2397	68.	.539	1.2905	.797	1.470	.53042	.28156
%RSD	3.4421	.33051	1.0562	1278.9	25.74	5.1460	804.47	147.28
Check ?	Chk Pass	Chk Pass	Chk Pass	Chk Pass	Chk Pass	Chk Pass	Chk Pass	Chk Pass
High Limit								
Low Limit								

Sample Name: 240-124038-a-6-a Acquired: 12/23/2019 23:04:46 Type: Unk
Method: 2019 ICP I9 6010 200.7 Methods(v185) Mode: CONC Corr. Factor: 1.000000
User: analyst Custom ID1: Custom ID2: Custom ID3:
Comment:

Elem	Tl1908	V_2908	Zn2062	Si2516	Sr3464
IS Ref	(In2306)	(Y_3710)	(In2306)	(Y_3710)	(Y_3710)
Units	ppb	ppb	ppb	ppb	ppb
Avg	-3.3498	-2.4521	69.027	43.303	3.1872
Stddev	1.0664	5.2187	.676	2.686	4.3833
%RSD	31.835	212.83	.97925	6.2023	137.53
Check ?	Chk Pass	Chk Pass	Chk Pass	Chk Pass	Chk Pass
High Limit					
Low Limit					

Int. Std.	In2306	Y_2243	Y_3600	Y_3710
Units	Cts/S	Cts/S	Cts/S	Cts/S
Avg	7604.8	4945.3	50354.	7589.2
Stddev	18.4	12.5	104.	40.7
%RSD	.24215	.25261	.20724	.53631
Check ?	Chk Pass	Chk Pass	Chk Pass	Chk Pass
Value	98.022%	100.27%	95.016%	103.57%
Range				

Sample Name: 240-124040-a-3-a Acquired: 12/23/2019 23:09:03 Type: Unk
Method: 2019 ICP I9 6010 200.7 Methods(v185) Mode: CONC Corr. Factor: 1.000000
User: analyst Custom ID1: Custom ID2: Custom ID3:
Comment:

Elem	Ag3280	Al3082	As1890	B_1826	Ba4554	Be3130	Ca3179
IS Ref	(Y_3600)	(Y_3710)	(Y_2243)	(Y_2243)	(Y_3710)	(Y_3710)	(Y_3710)
Units	ppb	ppb	ppb	ppb	ppb	ppb	ppb
Avg	.72062	-16.296	3.9855	175.60	1.3737	.11155	4661.3
Stddev	.22530	12.008	.6340	1.18	.1502	.18410	15.4
%RSD	31.265	73.690	15.908	.67433	10.937	165.03	.32996
Check ?	Chk Pass	Chk Pass	Chk Pass	Chk Pass	Chk Pass	Chk Pass	Chk Pass
High Limit							
Low Limit							

Elem	Cd2288	Co2286	Cr2677	Cu3273	Fe2599	K_7664	Li6707
IS Ref	(Y_2243)	(In2306)	(Y_3600)	(Y_3600)	(Y_3710)	(Y_3710)	(Y_3710)
Units	ppb	ppb	ppb	ppb	ppb	ppb	ppb
Avg	.0243	5.4107	2.8115	1.8153	298.69	110030.	3.5014
Stddev	.3054	.2370	.2208	.6504	1.71	279.	2.7633
%RSD	1255.	4.3809	7.8528	35.830	.57162	.25338	78.920
Check ?	Chk Pass	Chk Pass	Chk Pass	Chk Pass	Chk Pass	Chk Pass	Chk Pass
High Limit							
Low Limit							

Elem	Mg2790	Mn2576	Mo2020	Na5895	Ni2316	Pb2203	Sb2175
IS Ref	(Y_3710)	(Y_3600)	(Y_2243)	(Y_3710)	(In2306)	(Y_2243)	(Y_2243)
Units	ppb	ppb	ppb	ppb	ppb	ppb	ppb
Avg	12831.	41.450	-6.0269	896.71	5.3472	1.7161	-.6739
Stddev	37.	.195	.1271	8.91	.4683	1.3260	2.411
%RSD	.28888	.47067	2.1081	.99321	8.7572	77.267	357.7
Check ?	Chk Pass	Chk Pass	Chk Pass	Chk Pass	Chk Pass	Chk Pass	Chk Pass
High Limit							
Low Limit							

Sample Name: 240-124040-a-3-a Acquired: 12/23/2019 23:09:03 Type: Unk
Method: 2019 ICP I9 6010 200.7 Methods(v185) Mode: CONC Corr. Factor: 1.000000
User: analyst Custom ID1: Custom ID2: Custom ID3:
Comment:

Elem	Se1960	Sn1899	Ti3372	Tl1908	V_2908	Zn2062	Si2516
IS Ref	(Y_2243)	(In2306)	(Y_3600)	(In2306)	(Y_3710)	(In2306)	(Y_3710)
Units	ppb	ppb	ppb	ppb	ppb	ppb	ppb
Avg	14.433	1.0658	2.3040	-7.7620	-1.9093	2.6312	124.02
Stddev	2.285	.3275	.1880	.9961	4.3613	.1465	10.99
%RSD	15.830	30.722	8.1578	12.833	228.43	5.5658	8.8624
Check ?	Chk Pass	Chk Pass	Chk Pass	Chk Pass	Chk Pass	Chk Pass	Chk Pass
High Limit							
Low Limit							

Elem	Sr3464
IS Ref	(Y_3710)
Units	ppb
Avg	6.0571
Stddev	1.9921
%RSD	32.889
Check ?	Chk Pass
High Limit	
Low Limit	

Int. Std.	In2306	Y_2243	Y_3600	Y_3710
Units	Cts/S	Cts/S	Cts/S	Cts/S
Avg	7601.3	4951.3	50474.	7706.7
Stddev	23.1	14.2	283.	86.4
%RSD	.30352	.28712	.56070	1.1214
Check ?	Chk Pass	Chk Pass	Chk Pass	Chk Pass
Value	97.977%	100.39%	95.242%	105.18%
Range				

Sample Name: 240-124040-a-4-a Acquired: 12/23/2019 23:13:26 Type: Unk
Method: 2019 ICP I9 6010 200.7 Methods(v185) Mode: CONC Corr. Factor: 1.000000
User: analyst Custom ID1: Custom ID2: Custom ID3:
Comment:

Elem	Ag3280	Al3082	As1890	B_1826	Ba4554	Be3130	Ca3179
IS Ref	(Y_3600)	(Y_3710)	(Y_2243)	(Y_2243)	(Y_3710)	(Y_3710)	(Y_3710)
Units	ppb	ppb	ppb	ppb	ppb	ppb	ppb
Avg	.79190	-20.941	6.0655	181.99	1.6402	.00348	4882.9
Stddev	.46995	18.909	1.8791	.15	.0942	.15951	21.8
%RSD	59.345	90.295	30.979	.08024	5.7440	4586.1	.44561
Check ?	Chk Pass	Chk Pass	Chk Pass	Chk Pass	Chk Pass	Chk Pass	Chk Pass
High Limit							
Low Limit							

Elem	Cd2288	Co2286	Cr2677	Cu3273	Fe2599	K_7664	Li6707
IS Ref	(Y_2243)	(In2306)	(Y_3600)	(Y_3600)	(Y_3710)	(Y_3710)	(Y_3710)
Units	ppb	ppb	ppb	ppb	ppb	ppb	ppb
Avg	.1273	5.7591	2.7210	2.3392	306.94	114860.	5.2623
Stddev	.1253	.1942	.5517	.4048	4.04	592.	4.1313
%RSD	98.43	3.3716	20.274	17.305	1.3152	.51509	78.508
Check ?	Chk Pass	Chk Pass	Chk Pass	Chk Pass	Chk Pass	Chk Pass	Chk Pass
High Limit							
Low Limit							

Elem	Mg2790	Mn2576	Mo2020	Na5895	Ni2316	Pb2203	Sb2175
IS Ref	(Y_3710)	(Y_3600)	(Y_2243)	(Y_3710)	(In2306)	(Y_2243)	(Y_2243)
Units	ppb	ppb	ppb	ppb	ppb	ppb	ppb
Avg	13278.	36.494	-6.5243	899.50	5.5624	.82763	-3.727
Stddev	35.	.150	.2414	9.94	.1363	.50012	.060
%RSD	.26587	.41236	3.7001	1.1056	2.4510	60.428	1.608
Check ?	Chk Pass	Chk Pass	Chk Pass	Chk Pass	Chk Pass	Chk Pass	Chk Pass
High Limit							
Low Limit							

Sample Name: 240-124040-a-4-a Acquired: 12/23/2019 23:13:26 Type: Unk
Method: 2019 ICP I9 6010 200.7 Methods(v185) Mode: CONC Corr. Factor: 1.000000
User: analyst Custom ID1: Custom ID2: Custom ID3:
Comment:

Elem	Se1960	Sn1899	Ti3372	Tl1908	V_2908	Zn2062	Si2516
IS Ref	(Y_2243)	(In2306)	(Y_3600)	(In2306)	(Y_3710)	(In2306)	(Y_3710)
Units	ppb	ppb	ppb	ppb	ppb	ppb	ppb
Avg	13.491	1.1718	2.4199	-8.3076	-1.5178	4.4569	128.88
Stddev	1.259	.7395	.1548	.2006	2.5279	.1680	1.24
%RSD	9.3324	63.107	6.3966	2.4141	166.55	3.7687	.95858
Check ?	Chk Pass	Chk Pass	Chk Pass	Chk Pass	Chk Pass	Chk Pass	Chk Pass
High Limit							
Low Limit							

Elem	Sr3464
IS Ref	(Y_3710)
Units	ppb
Avg	9.2794
Stddev	1.5146
%RSD	16.322
Check ?	Chk Pass
High Limit	
Low Limit	

Int. Std.	In2306	Y_2243	Y_3600	Y_3710
Units	Cts/S	Cts/S	Cts/S	Cts/S
Avg	7562.1	4918.3	50696.	7630.1
Stddev	7.7	3.3	178.	31.6
%RSD	.10119	.06691	.35181	.41411
Check ?	Chk Pass	Chk Pass	Chk Pass	Chk Pass
Value	97.472%	99.724%	95.661%	104.13%
Range				

Sample Name: 240-124040-a-5-a Acquired: 12/23/2019 23:17:48 Type: Unk
Method: 2019 ICP I9 6010 200.7 Methods(v185) Mode: CONC Corr. Factor: 1.000000
User: analyst Custom ID1: Custom ID2: Custom ID3:
Comment:

Elem	Ag3280	Al3082	As1890	B_1826	Ba4554	Be3130	Ca3179	Cd2288
IS Ref	(Y_3600)	(Y_3710)	(Y_2243)	(Y_2243)	(Y_3710)	(Y_3710)	(Y_3710)	(Y_2243)
Units	ppb	ppb	ppb	ppb	ppb	ppb	ppb	ppb
Avg	.78840	66.695	1.2736	152.33	2.5277	-.01405	2884.2	-.0010
Stddev	.18265	25.276	.4024	.78	.1741	.08272	15.6	.1451
%RSD	23.167	37.898	31.598	.51230	6.8881	588.74	.54165	14360.
Check ?	Chk Pass	Chk Pass	Chk Pass	Chk Pass	Chk Pass	Chk Pass	Chk Pass	Chk Pass
High Limit								
Low Limit								

Elem	Co2286	Cr2677	Cu3273	Fe2599	K_7664	Li6707	Mg2790	Mn2576
IS Ref	(In2306)	(Y_3600)	(Y_3600)	(Y_3710)	(Y_3710)	(Y_3710)	(Y_3710)	(Y_3600)
Units	ppb	ppb	ppb	ppb	ppb	ppb	ppb	ppb
Avg	8.2805	3.7370	1.2526	1201.9	97496.	3.3889	10137.	30.551
Stddev	.3192	.2177	1.0659	4.2	461.	.8653	51.	.191
%RSD	3.8549	5.8242	85.091	.35284	.47267	25.534	.50166	.62358
Check ?	Chk Pass	Chk Pass	Chk Pass	Chk Pass	Chk Pass	Chk Pass	Chk Pass	Chk Pass
High Limit								
Low Limit								

Elem	Mo2020	Na5895	Ni2316	Pb2203	Sb2175	Se1960	Sn1899	Ti3372
IS Ref	(Y_2243)	(Y_3710)	(In2306)	(Y_2243)	(Y_2243)	(Y_2243)	(In2306)	(Y_3600)
Units	ppb	ppb	ppb	ppb	ppb	ppb	ppb	ppb
Avg	-2.6111	38767.	25.611	-.97038	-1.306	7.9481	.01257	1.5293
Stddev	.1526	51.	.445	.62891	1.303	1.6996	.58545	.2856
%RSD	5.8426	.13119	1.7389	64.811	99.76	21.384	4659.2	18.674
Check ?	Chk Pass	Chk Pass	Chk Pass	Chk Pass	Chk Pass	Chk Pass	Chk Pass	Chk Pass
High Limit								
Low Limit								

Sample Name: 240-124040-a-5-a Acquired: 12/23/2019 23:17:48 Type: Unk
Method: 2019 ICP I9 6010 200.7 Methods(v185) Mode: CONC Corr. Factor: 1.000000
User: analyst Custom ID1: Custom ID2: Custom ID3:
Comment:

Elem	Tl1908	V_2908	Zn2062	Si2516	Sr3464
IS Ref	(In2306)	(Y_3710)	(In2306)	(Y_3710)	(Y_3710)
Units	ppb	ppb	ppb	ppb	ppb
Avg	-3.0934	.06986	14.759	159.98	4.8251
Stddev	.6787	1.0017	.185	8.41	1.2512
%RSD	21.940	1433.8	1.2542	5.2574	25.931
Check ?	Chk Pass	Chk Pass	Chk Pass	Chk Pass	Chk Pass
High Limit					
Low Limit					

Int. Std.	In2306	Y_2243	Y_3600	Y_3710
Units	Cts/S	Cts/S	Cts/S	Cts/S
Avg	7415.2	4930.6	49920.	7623.8
Stddev	16.7	18.6	71.	37.5
%RSD	.22464	.37633	.14300	.49152
Check ?	Chk Pass	Chk Pass	Chk Pass	Chk Pass
Value	95.578%	99.973%	94.195%	104.05%
Range				

Sample Name: 240-124040-a-6-a Acquired: 12/23/2019 23:22:10 Type: Unk
Method: 2019 ICP I9 6010 200.7 Methods(v185) Mode: CONC Corr. Factor: 1.000000
User: analyst Custom ID1: Custom ID2: Custom ID3:
Comment:

Elem	Ag3280	Al3082	As1890	B_1826	Ba4554	Be3130	Ca3179	Cd2288
IS Ref	(Y_3600)	(Y_3710)	(Y_2243)	(Y_2243)	(Y_3710)	(Y_3710)	(Y_3710)	(Y_2243)
Units	ppb	ppb	ppb	ppb	ppb	ppb	ppb	ppb
Avg	1.0867	58.209	-2.3050	146.49	2.3805	.06019	2741.2	-.1606
Stddev	.5101	38.286	1.1859	1.17	.1263	.11529	9.6	.0572
%RSD	46.941	65.773	51.448	.79561	5.3076	191.55	.35044	35.61
Check ?	Chk Pass	Chk Pass	Chk Pass	Chk Pass	Chk Pass	Chk Pass	Chk Pass	Chk Pass
High Limit								
Low Limit								

Elem	Co2286	Cr2677	Cu3273	Fe2599	K_7664	Li6707	Mg2790	Mn2576
IS Ref	(In2306)	(Y_3600)	(Y_3600)	(Y_3710)	(Y_3710)	(Y_3710)	(Y_3710)	(Y_3600)
Units	ppb	ppb	ppb	ppb	ppb	ppb	ppb	ppb
Avg	7.8725	2.7955	.56469	1156.0	93672.	5.8096	9823.7	30.625
Stddev	.3714	.3900	.52476	9.1	178.	1.2361	51.4	.094
%RSD	4.7180	13.950	92.930	.79137	.18971	21.277	.52280	.30845
Check ?	Chk Pass	Chk Pass	Chk Pass	Chk Pass	Chk Pass	Chk Pass	Chk Pass	Chk Pass
High Limit								
Low Limit								

Elem	Mo2020	Na5895	Ni2316	Pb2203	Sb2175	Se1960	Sn1899	Ti3372
IS Ref	(Y_2243)	(Y_3710)	(In2306)	(Y_2243)	(Y_2243)	(Y_2243)	(In2306)	(Y_3600)
Units	ppb	ppb	ppb	ppb	ppb	ppb	ppb	ppb
Avg	-2.4548	37363.	24.861	.72291	-.8825	4.1907	-.76608	1.2436
Stddev	.1356	39.	.469	.97533	1.112	4.1371	.12800	.2637
%RSD	5.5230	.10561	1.8879	134.92	126.0	98.722	16.708	21.209
Check ?	Chk Pass	Chk Pass	Chk Pass	Chk Pass	Chk Pass	Chk Pass	Chk Pass	Chk Pass
High Limit								
Low Limit								

Sample Name: 240-124040-a-6-a Acquired: 12/23/2019 23:22:10 Type: Unk
Method: 2019 ICP I9 6010 200.7 Methods(v185) Mode: CONC Corr. Factor: 1.000000
User: analyst Custom ID1: Custom ID2: Custom ID3:
Comment:

Elem	Tl1908	V_2908	Zn2062	Si2516	Sr3464
IS Ref	(In2306)	(Y_3710)	(In2306)	(Y_3710)	(Y_3710)
Units	ppb	ppb	ppb	ppb	ppb
Avg	-1.9833	-4.1173	12.735	156.41	9.6468
Stddev	.9179	3.0996	.247	.90	2.7003
%RSD	46.280	75.281	1.9402	.57549	27.991
Check ?	Chk Pass	Chk Pass	Chk Pass	Chk Pass	Chk Pass
High Limit					
Low Limit					

Int. Std.	In2306	Y_2243	Y_3600	Y_3710
Units	Cts/S	Cts/S	Cts/S	Cts/S
Avg	7454.9	4976.2	50596.	7732.9
Stddev	6.4	7.0	268.	31.5
%RSD	.08579	.14077	.52972	.40705
Check ?	Chk Pass	Chk Pass	Chk Pass	Chk Pass
Value	96.091%	100.90%	95.471%	105.54%
Range				

Sample Name: CCV-4543978 Acquired: 12/24/2019 7:34:49 Type: QC
Method: 2019 ICP I9 6010 200.7 Methods(v185) Mode: CONC Corr. Factor: 1.000000
User: analyst Custom ID1: Custom ID2: Custom ID3:
Comment:

Elem	Ag3280	Al3082	As1890	B_1826	Ba4554	Be3130	Ca3179	Cd2288
IS Ref	(Y_3600)	(Y_3710)	(Y_2243)	(Y_2243)	(Y_3710)	(Y_3710)	(Y_3710)	(Y_2243)
Units	ppb	ppb	ppb	ppb	ppb	ppb	ppb	ppb
Avg	1020.6	48254.	2010.0	5115.7	2027.3	2011.2	47799.	1981.
Stddev	2.7	7.	4.1	7.6	4.3	8.7	51.	4.
%RSD	.25998	.01482	.20242	.14902	.21305	.43301	.10575	.2185
Check ?	Chk Pass	Chk Pass	Chk Pass	Chk Pass	Chk Pass	Chk Pass	Chk Pass	Chk Pass
Value								
Range								

Elem	Co2286	Cr2677	Cu3273	Fe2599	K_7664	Li6707	Mg2790	Mn2576
IS Ref	(In2306)	(Y_3600)	(Y_3600)	(Y_3710)	(Y_3710)	(Y_3710)	(Y_3710)	(Y_3600)
Units	ppb	ppb	ppb	ppb	ppb	ppb	ppb	ppb
Avg	2042.9	2037.2	2043.7	48731.	47205.	2048.0	48918.	2080.2
Stddev	1.9	7.7	8.3	85.	66.	3.1	138.	7.0
%RSD	.09341	.37992	.40478	.17451	.13908	.15255	.28191	.33560
Check ?	Chk Pass	Chk Pass	Chk Pass	Chk Pass	Chk Pass	Chk Pass	Chk Pass	Chk Pass
Value								
Range								

Elem	Mo2020	Na5895	Ni2316	Pb2203	Sb2175	Se1960	Sn1899	Ti3372
IS Ref	(Y_2243)	(Y_3710)	(In2306)	(Y_2243)	(Y_2243)	(Y_2243)	(In2306)	(Y_3600)
Units	ppb	ppb	ppb	ppb	ppb	ppb	ppb	ppb
Avg	2075.0	49469.	2034.7	1896.6	1984.	2013.9	2068.3	2166.7
Stddev	17.4	124.	.2	9.5	8.	3.8	5.0	8.7
%RSD	.83977	.25022	.00851	.50229	.3933	.18759	.23967	.40229
Check ?	Chk Pass	Chk Pass	Chk Pass	Chk Pass	Chk Pass	Chk Pass	Chk Pass	Chk Pass
Value								
Range								

Sample Name: CCV-4543978 Acquired: 12/24/2019 7:34:49 Type: QC
Method: 2019 ICP I9 6010 200.7 Methods(v185) Mode: CONC Corr. Factor: 1.000000
User: analyst Custom ID1: Custom ID2: Custom ID3:
Comment:

Elem	Tl1908	V_2908	Zn2062	Si2516	Sr3464
IS Ref	(In2306)	(Y_3710)	(In2306)	(Y_3710)	(Y_3710)
Units	ppb	ppb	ppb	ppb	ppb
Avg	2035.7	1949.5	2082.9	19095.	1904.2
Stddev	14.1	.2	4.3	50.	4.4
%RSD	.69445	.01015	.20617	.26196	.23295
Check ?	Chk Pass	Chk Pass	Chk Pass	Chk Pass	Chk Pass
Value					
Range					

Int. Std.	In2306	Y_2243	Y_3600	Y_3710
Units	Cts/S	Cts/S	Cts/S	Cts/S
Avg	7020.0	4902.3	49487.	7398.5
Stddev	8.9	8.6	110.	7.3
%RSD	.12657	.17452	.22248	.09891

Sample Name: CCB Acquired: 12/24/2019 7:38:47 Type: QC
Method: 2019 ICP I9 6010 200.7 Methods(v185) Mode: CONC Corr. Factor: 1.000000
User: analyst Custom ID1: Custom ID2: Custom ID3:
Comment:

Elem	Ag3280	Al3082	As1890	B_1826	Ba4554	Be3130	Ca3179	Cd2288
IS Ref	(Y_3600)	(Y_3710)	(Y_2243)	(Y_2243)	(Y_3710)	(Y_3710)	(Y_3710)	(Y_2243)
Units	ppb	ppb	ppb	ppb	ppb	ppb	ppb	ppb
Avg	.87144	.99657	-4.0957	2.6466	.00719	.15262	75.746	-.1042
Stddev	.33219	3.9063	1.3542	.6355	.11697	.04740	2.107	.0990
%RSD	38.119	391.97	33.065	24.012	1626.1	31.058	2.7813	94.99
Check ?	Chk Pass	Chk Pass	Chk Pass	Chk Pass	Chk Pass	Chk Pass	Chk Pass	Chk Pass
High Limit								
Low Limit								

Elem	Co2286	Cr2677	Cu3273	Fe2599	K_7664	Li6707	Mg2790	Mn2576
IS Ref	(In2306)	(Y_3600)	(Y_3600)	(Y_3710)	(Y_3710)	(Y_3710)	(Y_3710)	(Y_3600)
Units	ppb	ppb	ppb	ppb	ppb	ppb	ppb	ppb
Avg	.46409	.78617	1.0603	.98723	24.202	1.8223	11.149	.26107
Stddev	.15773	.19872	.8358	2.4807	52.352	.9741	15.019	.04988
%RSD	33.987	25.277	78.827	251.28	216.32	53.454	134.71	19.107
Check ?	Chk Pass	Chk Pass	Chk Pass	Chk Pass	Chk Pass	Chk Pass	Chk Pass	Chk Pass
High Limit								
Low Limit								

Elem	Mo2020	Na5895	Ni2316	Pb2203	Sb2175	Se1960	Sn1899	Ti3372
IS Ref	(Y_2243)	(Y_3710)	(In2306)	(Y_2243)	(Y_2243)	(Y_2243)	(In2306)	(Y_3600)
Units	ppb	ppb	ppb	ppb	ppb	ppb	ppb	ppb
Avg	6.3607	85.951	-.49284	.95251	-2.992	1.4146	-.61521	-.55055
Stddev	2.6494	3.321	.40909	1.0066	.664	1.7544	.53642	.47193
%RSD	41.653	3.8643	83.006	105.68	22.21	124.02	87.193	85.720
Check ?	Chk Pass	Chk Pass	Chk Pass	Chk Pass	Chk Pass	Chk Pass	Chk Pass	Chk Pass
High Limit								
Low Limit								

Sample Name: CCB Acquired: 12/24/2019 7:38:47 Type: QC
Method: 2019 ICP I9 6010 200.7 Methods(v185) Mode: CONC Corr. Factor: 1.000000
User: analyst Custom ID1: Custom ID2: Custom ID3:
Comment:

Elem	Tl1908	V_2908	Zn2062	Si2516	Sr3464
IS Ref	(In2306)	(Y_3710)	(In2306)	(Y_3710)	(Y_3710)
Units	ppb	ppb	ppb	ppb	ppb
Avg	5.5358	-.64731	6.1184	8.7312	2.7831
Stddev	.5958	.47662	.3210	7.7171	2.6967
%RSD	10.762	73.631	5.2456	88.385	96.893
Check ?	Chk Pass	Chk Pass	Chk Pass	Chk Pass	Chk Pass
High Limit					
Low Limit					

Int. Std.	In2306	Y_2243	Y_3600	Y_3710
Units	Cts/S	Cts/S	Cts/S	Cts/S
Avg	8086.9	5110.8	52688.	7557.8
Stddev	13.7	9.2	218.	51.3
%RSD	.16938	.17966	.41433	.67862

Sample Name: 240-124040-a-7-a Acquired: 12/24/2019 7:43:15 Type: Unk
Method: 2019 ICP I9 6010 200.7 Methods(v185) Mode: CONC Corr. Factor: 1.000000
User: analyst Custom ID1: Custom ID2: Custom ID3:
Comment:

Elem	Ag3280	Al3082	As1890	B_1826	Ba4554	Be3130	Ca3179	Cd2288
IS Ref	(Y_3600)	(Y_3710)	(Y_2243)	(Y_2243)	(Y_3710)	(Y_3710)	(Y_3710)	(Y_2243)
Units	ppb	ppb	ppb	ppb	ppb	ppb	ppb	ppb
Avg	.73618	-30.664	1.2631	39.984	.12671	.13218	1140.5	.2101
Stddev	.27656	41.976	2.8326	.584	.34378	.04489	.5	.0943
%RSD	37.567	136.89	224.25	1.4616	271.32	33.959	.04515	44.87
Check ?	Chk Pass	Chk Pass	Chk Pass	Chk Pass	Chk Pass	Chk Pass	Chk Pass	Chk Pass
High Limit								
Low Limit								

Elem	Co2286	Cr2677	Cu3273	Fe2599	K_7664	Li6707	Mg2790	Mn2576
IS Ref	(In2306)	(Y_3600)	(Y_3600)	(Y_3710)	(Y_3710)	(Y_3710)	(Y_3710)	(Y_3600)
Units	ppb	ppb	ppb	ppb	ppb	ppb	ppb	ppb
Avg	12.330	1.0623	156.31	1422.9	51954.	3.9481	4082.1	11.109
Stddev	.175	.2615	.19	6.2	155.	2.8827	13.7	.084
%RSD	1.4194	24.617	.11837	.43720	.29818	73.015	.33538	.75445
Check ?	Chk Pass	Chk Pass	Chk Pass	Chk Pass	Chk Pass	Chk Pass	Chk Pass	Chk Pass
High Limit								
Low Limit								

Elem	Mo2020	Na5895	Ni2316	Pb2203	Sb2175	Se1960	Sn1899	Ti3372
IS Ref	(Y_2243)	(Y_3710)	(In2306)	(Y_2243)	(Y_2243)	(Y_2243)	(In2306)	(Y_3600)
Units	ppb	ppb	ppb	ppb	ppb	ppb	ppb	ppb
Avg	12.008	319.95	32.796	2.9310	-1.209	9.9407	.09015	-.45412
Stddev	.427	12.51	.380	.9481	.784	3.1906	.98518	.25290
%RSD	3.5585	3.9087	1.1589	32.349	64.85	32.097	1092.8	55.690
Check ?	Chk Pass	Chk Pass	Chk Pass	Chk Pass	Chk Pass	Chk Pass	Chk Pass	Chk Pass
High Limit								
Low Limit								

Sample Name: 240-124040-a-7-a Acquired: 12/24/2019 7:43:15 Type: Unk
Method: 2019 ICP I9 6010 200.7 Methods(v185) Mode: CONC Corr. Factor: 1.000000
User: analyst Custom ID1: Custom ID2: Custom ID3:
Comment:

Elem	Tl1908	V_2908	Zn2062	Si2516	Sr3464
IS Ref	(In2306)	(Y_3710)	(In2306)	(Y_3710)	(Y_3710)
Units	ppb	ppb	ppb	ppb	ppb
Avg	-3.0713	1.8102	45.334	43.247	3.3142
Stddev	.8976	2.6017	.076	1.496	.8482
%RSD	29.224	143.72	.16797	3.4584	25.595
Check ?	Chk Pass	Chk Pass	Chk Pass	Chk Pass	Chk Pass
High Limit					
Low Limit					

Int. Std.	In2306	Y_2243	Y_3600	Y_3710
Units	Cts/S	Cts/S	Cts/S	Cts/S
Avg	7902.5	5075.1	52588.	7697.7
Stddev	8.2	4.3	105.	15.9
%RSD	.10426	.08447	.19961	.20702
Check ?	Chk Pass	Chk Pass	Chk Pass	Chk Pass
Value	101.86%	102.90%	99.230%	105.06%
Range				

Sample Name: 240-124040-a-8-a Acquired: 12/24/2019 7:47:36 Type: Unk
Method: 2019 ICP I9 6010 200.7 Methods(v185) Mode: CONC Corr. Factor: 1.000000
User: analyst Custom ID1: Custom ID2: Custom ID3:
Comment:

Elem	Ag3280	Al3082	As1890	B_1826	Ba4554	Be3130	Ca3179	Cd2288
IS Ref	(Y_3600)	(Y_3710)	(Y_2243)	(Y_2243)	(Y_3710)	(Y_3710)	(Y_3710)	(Y_2243)
Units	ppb	ppb	ppb	ppb	ppb	ppb	ppb	ppb
Avg	.97093	-16.245	-1.3125	39.348	.65235	-.01588	1148.8	.2552
Stddev	.30286	22.020	1.2587	.622	.33117	.15294	6.7	.1278
%RSD	31.193	135.55	95.905	1.5795	50.765	963.00	.58641	50.07
Check ?	Chk Pass	Chk Pass	Chk Pass	Chk Pass	Chk Pass	Chk Pass	Chk Pass	Chk Pass
High Limit								
Low Limit								

Elem	Co2286	Cr2677	Cu3273	Fe2599	K_7664	Li6707	Mg2790	Mn2576
IS Ref	(In2306)	(Y_3600)	(Y_3600)	(Y_3710)	(Y_3710)	(Y_3710)	(Y_3710)	(Y_3600)
Units	ppb	ppb	ppb	ppb	ppb	ppb	ppb	ppb
Avg	12.715	1.9504	157.91	1433.7	51931.	2.4882	4088.4	16.292
Stddev	.223	.2861	1.10	6.3	150.	2.8424	5.4	.078
%RSD	1.7536	14.667	.69539	.43703	.28839	114.23	.13216	.47896
Check ?	Chk Pass	Chk Pass	Chk Pass	Chk Pass	Chk Pass	Chk Pass	Chk Pass	Chk Pass
High Limit								
Low Limit								

Elem	Mo2020	Na5895	Ni2316	Pb2203	Sb2175	Se1960	Sn1899	Ti3372
IS Ref	(Y_2243)	(Y_3710)	(In2306)	(Y_2243)	(Y_2243)	(Y_2243)	(In2306)	(Y_3600)
Units	ppb	ppb	ppb	ppb	ppb	ppb	ppb	ppb
Avg	9.6059	308.72	32.880	2.4348	-1.317	11.028	.51166	-.29889
Stddev	.1538	16.32	.266	.8324	.865	1.236	.84565	.18266
%RSD	1.6016	5.2859	.80749	34.186	65.71	11.207	165.27	61.112
Check ?	Chk Pass	Chk Pass	Chk Pass	Chk Pass	Chk Pass	Chk Pass	Chk Pass	Chk Pass
High Limit								
Low Limit								

Sample Name: 240-124040-a-8-a Acquired: 12/24/2019 7:47:36 Type: Unk
Method: 2019 ICP I9 6010 200.7 Methods(v185) Mode: CONC Corr. Factor: 1.000000
User: analyst Custom ID1: Custom ID2: Custom ID3:
Comment:

Elem	Tl1908	V_2908	Zn2062	Si2516	Sr3464
IS Ref	(In2306)	(Y_3710)	(In2306)	(Y_3710)	(Y_3710)
Units	ppb	ppb	ppb	ppb	ppb
Avg	-3.2565	-1.0941	46.357	47.254	3.6767
Stddev	.5320	6.2360	.427	3.365	1.7689
%RSD	16.337	569.94	.92148	7.1217	48.110
Check ?	Chk Pass	Chk Pass	Chk Pass	Chk Pass	Chk Pass
High Limit					
Low Limit					

Int. Std.	In2306	Y_2243	Y_3600	Y_3710
Units	Cts/S	Cts/S	Cts/S	Cts/S
Avg	7861.8	5047.2	51875.	7655.0
Stddev	3.3	8.1	122.	14.0
%RSD	.04222	.16046	.23505	.18246
Check ?	Chk Pass	Chk Pass	Chk Pass	Chk Pass
Value	101.33%	102.34%	97.885%	104.47%
Range				

Sample Name: 240-124040-a-9-a Acquired: 12/24/2019 7:51:58 Type: Unk
Method: 2019 ICP I9 6010 200.7 Methods(v185) Mode: CONC Corr. Factor: 1.000000
User: analyst Custom ID1: Custom ID2: Custom ID3:
Comment:

Elem	Ag3280	Al3082	As1890	B_1826	Ba4554	Be3130	Ca3179
IS Ref	(Y_3600)	(Y_3710)	(Y_2243)	(Y_2243)	(Y_3710)	(Y_3710)	(Y_3710)
Units	ppb	ppb	ppb	ppb	ppb	ppb	ppb
Avg	.73709	37.274	3.9057	196.64	2.2536	-.01864	4610.2
Stddev	.82421	25.555	1.5894	1.49	.3961	.17532	6.0
%RSD	111.82	68.562	40.695	.75719	17.577	940.46	.13120
Check ?	Chk Pass	Chk Pass	Chk Pass	Chk Pass	Chk Pass	Chk Pass	Chk Pass
High Limit							
Low Limit							

Elem	Cd2288	Co2286	Cr2677	Cu3273	Fe2599	K_7664	Li6707
IS Ref	(Y_2243)	(In2306)	(Y_3600)	(Y_3600)	(Y_3710)	(Y_3710)	(Y_3710)
Units	ppb	ppb	ppb	ppb	ppb	ppb	ppb
Avg	.3008	7.7532	3.9233	735.05	857.15	126760.	5.0389
Stddev	.0761	.2313	.3768	3.03	4.53	115.	.2218
%RSD	25.31	2.9827	9.6035	.41175	.52817	.09079	4.4018
Check ?	Chk Pass	Chk Pass	Chk Pass	Chk Pass	Chk Pass	Chk Pass	Chk Pass
High Limit							
Low Limit							

Elem	Mg2790	Mn2576	Mo2020	Na5895	Ni2316	Pb2203	Sb2175
IS Ref	(Y_3710)	(Y_3600)	(Y_2243)	(Y_3710)	(In2306)	(Y_2243)	(Y_2243)
Units	ppb	ppb	ppb	ppb	ppb	ppb	ppb
Avg	13795.	39.146	-3.4785	22493.	17.116	5.2429	-.9985
Stddev	80.	.207	.3938	20.	.307	.8128	2.267
%RSD	.57792	.52963	11.321	.09064	1.7954	15.504	227.1
Check ?	Chk Pass	Chk Pass	Chk Pass	Chk Pass	Chk Pass	Chk Pass	Chk Pass
High Limit							
Low Limit							

Sample Name: 240-124040-a-9-a Acquired: 12/24/2019 7:51:58 Type: Unk
Method: 2019 ICP I9 6010 200.7 Methods(v185) Mode: CONC Corr. Factor: 1.000000
User: analyst Custom ID1: Custom ID2: Custom ID3:
Comment:

Elem	Se1960	Sn1899	Ti3372	Tl1908	V_2908	Zn2062	Si2516
IS Ref	(Y_2243)	(In2306)	(Y_3600)	(In2306)	(Y_3710)	(In2306)	(Y_3710)
Units	ppb	ppb	ppb	ppb	ppb	ppb	ppb
Avg	9.9050	.04429	2.1324	-3.8915	-2.8326	57.785	191.08
Stddev	.2806	.01924	.1747	.2201	.9610	.312	1.16
%RSD	2.8331	43.431	8.1921	5.6569	33.926	.53972	.60826
Check ?	Chk Pass	Chk Pass	Chk Pass	Chk Pass	Chk Pass	Chk Pass	Chk Pass
High Limit							
Low Limit							

Elem	Sr3464
IS Ref	(Y_3710)
Units	ppb
Avg	4.0934
Stddev	4.1809
%RSD	102.14
Check ?	Chk Pass
High Limit	
Low Limit	

Int. Std.	In2306	Y_2243	Y_3600	Y_3710
Units	Cts/S	Cts/S	Cts/S	Cts/S
Avg	7424.4	4936.6	50050.	7583.8
Stddev	21.3	10.6	84.	37.2
%RSD	.28678	.21512	.16707	.49001
Check ?	Chk Pass	Chk Pass	Chk Pass	Chk Pass
Value	95.697%	100.10%	94.442%	103.50%
Range				

Sample Name: 240-124040-a-10-a Acquired: 12/24/2019 7:56:17 Type: Unk
Method: 2019 ICP I9 6010 200.7 Methods(v185) Mode: CONC Corr. Factor: 1.000000
User: analyst Custom ID1: Custom ID2: Custom ID3:
Comment:

Elem	Ag3280	Al3082	As1890	B_1826	Ba4554	Be3130	Ca3179
IS Ref	(Y_3600)	(Y_3710)	(Y_2243)	(Y_2243)	(Y_3710)	(Y_3710)	(Y_3710)
Units	ppb	ppb	ppb	ppb	ppb	ppb	ppb
Avg	.48620	29.814	1.8013	208.19	2.5490	.02362	4937.7
Stddev	.36777	12.499	1.3281	1.15	.0814	.06762	12.5
%RSD	75.641	41.921	73.729	.55335	3.1914	286.29	.25262
Check ?	Chk Pass	Chk Pass	Chk Pass	Chk Pass	Chk Pass	Chk Pass	Chk Pass
High Limit							
Low Limit							

Elem	Cd2288	Co2286	Cr2677	Cu3273	Fe2599	K_7664	Li6707
IS Ref	(Y_2243)	(In2306)	(Y_3600)	(Y_3600)	(Y_3710)	(Y_3710)	(Y_3710)
Units	ppb	ppb	ppb	ppb	ppb	ppb	ppb
Avg	.4218	8.3552	3.7934	890.86	915.70	134880.	2.6481
Stddev	.1048	.3002	.1145	3.48	9.64	301.	2.6771
%RSD	24.85	3.5933	3.0190	.39032	1.0522	.22285	101.10
Check ?	Chk Pass	Chk Pass	Chk Pass	Chk Pass	Chk Pass	Chk Pass	Chk Pass
High Limit							
Low Limit							

Elem	Mg2790	Mn2576	Mo2020	Na5895	Ni2316	Pb2203	Sb2175
IS Ref	(Y_3710)	(Y_3600)	(Y_2243)	(Y_3710)	(In2306)	(Y_2243)	(Y_2243)
Units	ppb	ppb	ppb	ppb	ppb	ppb	ppb
Avg	14761.	41.981	-3.6880	23854.	18.626	4.5987	-3.269
Stddev	59.	.124	.0475	42.	.843	.0840	1.998
%RSD	.39709	.29540	1.2879	.17727	4.5245	1.8271	61.12
Check ?	Chk Pass	Chk Pass	Chk Pass	Chk Pass	Chk Pass	Chk Pass	Chk Pass
High Limit							
Low Limit							

Sample Name: 240-124040-a-10-a Acquired: 12/24/2019 7:56:17 Type: Unk
Method: 2019 ICP I9 6010 200.7 Methods(v185) Mode: CONC Corr. Factor: 1.000000
User: analyst Custom ID1: Custom ID2: Custom ID3:
Comment:

Elem	Se1960	Sn1899	Ti3372	Tl1908	V_2908	Zn2062	Si2516
IS Ref	(Y_2243)	(In2306)	(Y_3600)	(In2306)	(Y_3710)	(In2306)	(Y_3710)
Units	ppb	ppb	ppb	ppb	ppb	ppb	ppb
Avg	9.1904	.66669	2.3359	-4.9333	1.1857	65.216	205.87
Stddev	.7392	.16306	.2004	1.6787	1.4380	.210	5.69
%RSD	8.0427	24.458	8.5806	34.027	121.28	.32269	2.7615
Check ?	Chk Pass	Chk Pass	Chk Pass	Chk Pass	Chk Pass	Chk Pass	Chk Pass
High Limit							
Low Limit							

Elem	Sr3464
IS Ref	(Y_3710)
Units	ppb
Avg	10.791
Stddev	2.936
%RSD	27.210
Check ?	Chk Pass
High Limit	
Low Limit	

Int. Std.	In2306	Y_2243	Y_3600	Y_3710
Units	Cts/S	Cts/S	Cts/S	Cts/S
Avg	7326.9	4869.2	49427.	7487.3
Stddev	12.0	9.1	208.	24.9
%RSD	.16437	.18754	.42017	.33221
Check ?	Chk Pass	Chk Pass	Chk Pass	Chk Pass
Value	94.441%	98.728%	93.266%	102.18%
Range				

Sample Name: 240-124040-a-13-a Acquired: 12/24/2019 8:00:39 Type: Unk
Method: 2019 ICP I9 6010 200.7 Methods(v185) Mode: CONC Corr. Factor: 1.000000
User: analyst Custom ID1: Custom ID2: Custom ID3:
Comment:

Elem	Ag3280	Al3082	As1890	B_1826	Ba4554	Be3130	Ca3179
IS Ref	(Y_3600)	(Y_3710)	(Y_2243)	(Y_2243)	(Y_3710)	(Y_3710)	(Y_3710)
Units	ppb	ppb	ppb	ppb	ppb	ppb	ppb
Avg	.92085	-13.584	8.5339	176.18	4.4907	.15234	4839.2
Stddev	.15373	28.105	1.4400	1.00	.1445	.11542	8.4
%RSD	16.694	206.89	16.874	.56752	3.2177	75.766	.17266
Check ?	Chk Pass	Chk Pass	Chk Pass	Chk Pass	Chk Pass	Chk Pass	Chk Pass
High Limit							
Low Limit							

Elem	Cd2288	Co2286	Cr2677	Cu3273	Fe2599	K_7664	Li6707
IS Ref	(Y_2243)	(In2306)	(Y_3600)	(Y_3600)	(Y_3710)	(Y_3710)	(Y_3710)
Units	ppb	ppb	ppb	ppb	ppb	ppb	ppb
Avg	.1296	7.4531	3.1743	1.3418	770.83	110080.	3.6280
Stddev	.1486	.2125	.3004	.4435	.46	223.	1.5991
%RSD	114.7	2.8515	9.4637	33.050	.05959	.20253	44.076
Check ?	Chk Pass	Chk Pass	Chk Pass	Chk Pass	Chk Pass	Chk Pass	Chk Pass
High Limit							
Low Limit							

Elem	Mg2790	Mn2576	Mo2020	Na5895	Ni2316	Pb2203	Sb2175
IS Ref	(Y_3710)	(Y_3600)	(Y_2243)	(Y_3710)	(In2306)	(Y_2243)	(Y_2243)
Units	ppb	ppb	ppb	ppb	ppb	ppb	ppb
Avg	13310.	28.048	-7.4219	367.18	6.2574	.47775	-4.192
Stddev	21.	.256	.3421	15.58	.2199	1.0092	1.382
%RSD	.15900	.91265	4.6094	4.2425	3.5149	211.23	32.97
Check ?	Chk Pass	Chk Pass	Chk Pass	Chk Pass	Chk Pass	Chk Pass	Chk Pass
High Limit							
Low Limit							

Sample Name: 240-124040-a-13-a Acquired: 12/24/2019 8:00:39 Type: Unk
Method: 2019 ICP I9 6010 200.7 Methods(v185) Mode: CONC Corr. Factor: 1.000000
User: analyst Custom ID1: Custom ID2: Custom ID3:
Comment:

Elem	Se1960	Sn1899	Ti3372	Tl1908	V_2908	Zn2062	Si2516
IS Ref	(Y_2243)	(In2306)	(Y_3600)	(In2306)	(Y_3710)	(In2306)	(Y_3710)
Units	ppb	ppb	ppb	ppb	ppb	ppb	ppb
Avg	19.191	1.8699	2.3277	-12.310	.06549	2.8149	85.958
Stddev	3.151	.6173	.2171	.378	3.1887	.0214	.239
%RSD	16.416	33.010	9.3275	3.0689	4868.9	.76004	.27779
Check ?	Chk Pass	Chk Pass	Chk Pass	Chk Pass	Chk Pass	Chk Pass	Chk Pass
High Limit							
Low Limit							

Elem	Sr3464
IS Ref	(Y_3710)
Units	ppb
Avg	3.7703
Stddev	3.6339
%RSD	96.382
Check ?	Chk Pass
High Limit	
Low Limit	

Int. Std.	In2306	Y_2243	Y_3600	Y_3710
Units	Cts/S	Cts/S	Cts/S	Cts/S
Avg	7632.0	4910.5	50044.	7537.1
Stddev	27.0	20.0	245.	12.2
%RSD	.35376	.40771	.49028	.16202
Check ?	Chk Pass	Chk Pass	Chk Pass	Chk Pass
Value	98.374%	99.566%	94.431%	102.86%
Range				

Sample Name: 240-124040-a-14-a Acquired: 12/24/2019 8:05:02 Type: Unk
Method: 2019 ICP I9 6010 200.7 Methods(v185) Mode: CONC Corr. Factor: 1.000000
User: analyst Custom ID1: Custom ID2: Custom ID3:
Comment:

Elem	Ag3280	Al3082	As1890	B_1826	Ba4554	Be3130	Ca3179
IS Ref	(Y_3600)	(Y_3710)	(Y_2243)	(Y_2243)	(Y_3710)	(Y_3710)	(Y_3710)
Units	ppb	ppb	ppb	ppb	ppb	ppb	ppb
Avg	.46818	-5.2843	9.6653	170.82	4.6041	.12743	4770.1
Stddev	.67825	6.8643	2.1859	.73	.3614	.11791	16.1
%RSD	144.87	129.90	22.616	.42542	7.8488	92.530	.33796
Check ?	Chk Pass	Chk Pass	Chk Pass	Chk Pass	Chk Pass	Chk Pass	Chk Pass
High Limit							
Low Limit							

Elem	Cd2288	Co2286	Cr2677	Cu3273	Fe2599	K_7664	Li6707
IS Ref	(Y_2243)	(In2306)	(Y_3600)	(Y_3600)	(Y_3710)	(Y_3710)	(Y_3710)
Units	ppb	ppb	ppb	ppb	ppb	ppb	ppb
Avg	-.0781	7.6648	2.7843	.72368	763.91	108800.	6.2154
Stddev	.0621	.4772	.3917	.43595	4.68	415.	1.2127
%RSD	79.55	6.2263	14.068	60.241	.61309	.38153	19.511
Check ?	Chk Pass	Chk Pass	Chk Pass	Chk Pass	Chk Pass	Chk Pass	Chk Pass
High Limit							
Low Limit							

Elem	Mg2790	Mn2576	Mo2020	Na5895	Ni2316	Pb2203	Sb2175
IS Ref	(Y_3710)	(Y_3600)	(Y_2243)	(Y_3710)	(In2306)	(Y_2243)	(Y_2243)
Units	ppb	ppb	ppb	ppb	ppb	ppb	ppb
Avg	13130.	31.017	-7.5738	362.98	5.2132	.69460	-4.772
Stddev	66.	.774	.2757	18.91	.4107	.52149	1.464
%RSD	.50178	2.4942	3.6406	5.2097	7.8780	75.078	30.68
Check ?	Chk Pass	Chk Pass	Chk Pass	Chk Pass	Chk Pass	Chk Pass	Chk Pass
High Limit							
Low Limit							

Sample Name: 240-124040-a-14-a Acquired: 12/24/2019 8:05:02 Type: Unk
Method: 2019 ICP I9 6010 200.7 Methods(v185) Mode: CONC Corr. Factor: 1.000000
User: analyst Custom ID1: Custom ID2: Custom ID3:
Comment:

Elem	Se1960	Sn1899	Ti3372	Tl1908	V_2908	Zn2062	Si2516
IS Ref	(Y_2243)	(In2306)	(Y_3600)	(In2306)	(Y_3710)	(In2306)	(Y_3710)
Units	ppb	ppb	ppb	ppb	ppb	ppb	ppb
Avg	16.969	1.7296	2.5353	-12.216	-1.5777	3.1739	97.833
Stddev	2.545	.3128	.2730	1.302	5.2189	.0396	3.964
%RSD	14.995	18.084	10.766	10.660	330.79	1.2464	4.0519
Check ?	Chk Pass	Chk Pass	Chk Pass	Chk Pass	Chk Pass	Chk Pass	Chk Pass
High Limit							
Low Limit							

Elem	Sr3464
IS Ref	(Y_3710)
Units	ppb
Avg	9.5755
Stddev	3.3955
%RSD	35.460
Check ?	Chk Pass
High Limit	
Low Limit	

Int. Std.	In2306	Y_2243	Y_3600	Y_3710
Units	Cts/S	Cts/S	Cts/S	Cts/S
Avg	7713.9	4961.6	49944.	7669.7
Stddev	4.5	3.6	964.	12.8
%RSD	.05851	.07332	1.9297	.16630
Check ?	Chk Pass	Chk Pass	Chk Pass	Chk Pass
Value	99.428%	100.60%	94.241%	104.67%
Range				

Sample Name: 240-124040-a-15-a Acquired: 12/24/2019 8:09:23 Type: Unk
Method: 2019 ICP I9 6010 200.7 Methods(v185) Mode: CONC Corr. Factor: 1.000000
User: analyst Custom ID1: Custom ID2: Custom ID3:
Comment:

Elem	Ag3280	Al3082	As1890	B_1826	Ba4554	Be3130	Ca3179	Cd2288
IS Ref	(Y_3600)	(Y_3710)	(Y_2243)	(Y_2243)	(Y_3710)	(Y_3710)	(Y_3710)	(Y_2243)
Units	ppb	ppb	ppb	ppb	ppb	ppb	ppb	ppb
Avg	.79344	22.896	3.4011	157.31	8.6130	-.02340	3766.6	.2988
Stddev	.23315	27.305	1.5448	.62	.1111	.07545	10.7	.1546
%RSD	29.384	119.26	45.420	.39221	1.2901	322.42	.28520	51.74
Check ?	Chk Pass	Chk Pass	Chk Pass	Chk Pass	Chk Pass	Chk Pass	Chk Pass	Chk Pass
High Limit								
Low Limit								

Elem	Co2286	Cr2677	Cu3273	Fe2599	K_7664	Li6707	Mg2790	Mn2576
IS Ref	(In2306)	(Y_3600)	(Y_3600)	(Y_3710)	(Y_3710)	(Y_3710)	(Y_3710)	(Y_3600)
Units	ppb	ppb	ppb	ppb	ppb	ppb	ppb	ppb
Avg	7.4416	3.4118	.69153	851.71	77884.	4.0358	11899.	30.041
Stddev	.0986	.1204	.47432	4.07	72.	2.5254	29.	.104
%RSD	1.3253	3.5294	68.590	.47822	.09186	62.576	.24131	.34737
Check ?	Chk Pass	Chk Pass	Chk Pass	Chk Pass	Chk Pass	Chk Pass	Chk Pass	Chk Pass
High Limit								
Low Limit								

Elem	Mo2020	Na5895	Ni2316	Pb2203	Sb2175	Se1960	Sn1899	Ti3372
IS Ref	(Y_2243)	(Y_3710)	(In2306)	(Y_2243)	(Y_2243)	(Y_2243)	(In2306)	(Y_3600)
Units	ppb	ppb	ppb	ppb	ppb	ppb	ppb	ppb
Avg	-1.6445	5177.3	17.717	1.5757	-3.519	9.1463	.74841	1.9693
Stddev	.2510	12.8	.272	1.2932	2.685	1.5039	.34591	.5116
%RSD	15.264	.24659	1.5380	82.074	76.31	16.443	46.220	25.980
Check ?	Chk Pass	Chk Pass	Chk Pass	Chk Pass	Chk Pass	Chk Pass	Chk Pass	Chk Pass
High Limit								
Low Limit								

Sample Name: 240-124040-a-15-a Acquired: 12/24/2019 8:09:23 Type: Unk
Method: 2019 ICP I9 6010 200.7 Methods(v185) Mode: CONC Corr. Factor: 1.000000
User: analyst Custom ID1: Custom ID2: Custom ID3:
Comment:

Elem	Tl1908	V_2908	Zn2062	Si2516	Sr3464
IS Ref	(In2306)	(Y_3710)	(In2306)	(Y_3710)	(Y_3710)
Units	ppb	ppb	ppb	ppb	ppb
Avg	-4.9788	-.99494	.74381	110.47	10.050
Stddev	1.8957	6.0220	.04798	1.01	6.938
%RSD	38.075	605.26	6.4500	.91497	69.032
Check ?	Chk Pass	Chk Pass	Chk Pass	Chk Pass	Chk Pass
High Limit					
Low Limit					

Int. Std.	In2306	Y_2243	Y_3600	Y_3710
Units	Cts/S	Cts/S	Cts/S	Cts/S
Avg	7759.6	5062.2	51234.	7713.5
Stddev	13.6	7.2	236.	19.9
%RSD	.17518	.14167	.46054	.25751
Check ?	Chk Pass	Chk Pass	Chk Pass	Chk Pass
Value	100.02%	102.64%	96.675%	105.27%
Range				

Sample Name: 240-124040-a-16-a Acquired: 12/24/2019 8:13:45 Type: Unk
Method: 2019 ICP I9 6010 200.7 Methods(v185) Mode: CONC Corr. Factor: 1.000000
User: analyst Custom ID1: Custom ID2: Custom ID3:
Comment:

Elem	Ag3280	Al3082	As1890	B_1826	Ba4554	Be3130	Ca3179	Cd2288
IS Ref	(Y_3600)	(Y_3710)	(Y_2243)	(Y_2243)	(Y_3710)	(Y_3710)	(Y_3710)	(Y_2243)
Units	ppb	ppb	ppb	ppb	ppb	ppb	ppb	ppb
Avg	.73661	-2.6901	1.7107	157.83	8.6493	.02227	3771.6	.0635
Stddev	.64007	50.195	1.7018	1.98	.1490	.09674	15.0	.1291
%RSD	86.895	1865.9	99.479	1.2564	1.7225	434.33	.39893	203.2
Check ?	Chk Pass	Chk Pass	Chk Pass	Chk Pass	Chk Pass	Chk Pass	Chk Pass	Chk Pass
High Limit								
Low Limit								

Elem	Co2286	Cr2677	Cu3273	Fe2599	K_7664	Li6707	Mg2790	Mn2576
IS Ref	(In2306)	(Y_3600)	(Y_3600)	(Y_3710)	(Y_3710)	(Y_3710)	(Y_3710)	(Y_3600)
Units	ppb	ppb	ppb	ppb	ppb	ppb	ppb	ppb
Avg	7.4515	3.4663	.07796	849.95	77736.	4.2527	11853.	30.850
Stddev	.3311	.3944	.67157	3.09	170.	1.2440	71.	.466
%RSD	4.4430	11.378	861.43	.36297	.21882	29.253	.59819	1.5094
Check ?	Chk Pass	Chk Pass	Chk Pass	Chk Pass	Chk Pass	Chk Pass	Chk Pass	Chk Pass
High Limit								
Low Limit								

Elem	Mo2020	Na5895	Ni2316	Pb2203	Sb2175	Se1960	Sn1899	Ti3372
IS Ref	(Y_2243)	(Y_3710)	(In2306)	(Y_2243)	(Y_2243)	(Y_2243)	(In2306)	(Y_3600)
Units	ppb	ppb	ppb	ppb	ppb	ppb	ppb	ppb
Avg	-1.9855	5189.9	18.149	2.1178	-2.425	10.741	.58522	1.8506
Stddev	.3649	34.3	.142	2.4825	2.378	2.247	.46553	.0438
%RSD	18.379	.66074	.78029	117.22	98.05	20.925	79.549	2.3691
Check ?	Chk Pass	Chk Pass	Chk Pass	Chk Pass	Chk Pass	Chk Pass	Chk Pass	Chk Pass
High Limit								
Low Limit								

Sample Name: 240-124040-a-16-a Acquired: 12/24/2019 8:13:45 Type: Unk
Method: 2019 ICP I9 6010 200.7 Methods(v185) Mode: CONC Corr. Factor: 1.000000
User: analyst Custom ID1: Custom ID2: Custom ID3:
Comment:

Elem	Tl1908	V_2908	Zn2062	Si2516	Sr3464
IS Ref	(In2306)	(Y_3710)	(In2306)	(Y_3710)	(Y_3710)
Units	ppb	ppb	ppb	ppb	ppb
Avg	-5.4999	-1.8231	2.5264	110.42	10.238
Stddev	1.0235	4.1983	.0461	3.60	7.947
%RSD	18.609	230.28	1.8239	3.2622	77.629
Check ?	Chk Pass	Chk Pass	Chk Pass	Chk Pass	Chk Pass
High Limit					
Low Limit					

Int. Std.	In2306	Y_2243	Y_3600	Y_3710
Units	Cts/S	Cts/S	Cts/S	Cts/S
Avg	7792.0	5076.9	51255.	7806.9
Stddev	16.5	9.3	193.	40.1
%RSD	.21141	.18332	.37742	.51318
Check ?	Chk Pass	Chk Pass	Chk Pass	Chk Pass
Value	100.43%	102.94%	96.715%	106.54%
Range				

Sample Name: CCV-4543978 Acquired: 12/24/2019 8:18:11 Type: QC
Method: 2019 ICP I9 6010 200.7 Methods(v185) Mode: CONC Corr. Factor: 1.000000
User: analyst Custom ID1: Custom ID2: Custom ID3:
Comment:

Elem	Ag3280	Al3082	As1890	B_1826	Ba4554	Be3130	Ca3179
IS Ref	(Y_3600)	(Y_3710)	(Y_2243)	(Y_2243)	(Y_3710)	(Y_3710)	(Y_3710)
Units	ppb	ppb	ppb	ppb	ppb	ppb	ppb
Avg	1025.5	47037.	2016.2	5125.2	2037.5	2087.4	47702.
Stddev	1.9	174.	3.7	2.5	6.0	2.9	46.
%RSD	.18497	.37052	.18105	.04963	.29663	.13898	.09652
Check ?	Chk Pass	Chk Pass	Chk Pass	Chk Pass	Chk Pass	Chk Pass	Chk Pass
Value							
Range							

Elem	Cd2288	Co2286	Cr2677	Cu3273	Fe2599	K_7664	Li6707
IS Ref	(Y_2243)	(In2306)	(Y_3600)	(Y_3600)	(Y_3710)	(Y_3710)	(Y_3710)
Units	ppb	ppb	ppb	ppb	ppb	ppb	ppb
Avg	1965.	2063.1	2024.5	2064.2	48383.	46644.	2050.4
Stddev	6.	4.2	7.2	1.9	220.	11.	7.5
%RSD	.2996	.20449	.35534	.09243	.45531	.02440	.36785
Check ?	Chk Pass	Chk Pass	Chk Pass	Chk Pass	Chk Pass	Chk Pass	Chk Pass
Value							
Range							

Elem	Mg2790	Mn2576	Mo2020	Na5895	Ni2316	Pb2203	Sb2175
IS Ref	(Y_3710)	(Y_3600)	(Y_2243)	(Y_3710)	(In2306)	(Y_2243)	(Y_2243)
Units	ppb	ppb	ppb	ppb	ppb	ppb	ppb
Avg	49700.	2152.5	2034.1	50433.	2052.3	1917.2	1973.
Stddev	140.	4.1	22.9	139.	4.2	2.9	7.
%RSD	.28159	.19151	1.1264	.27517	.20572	.15102	.3421
Check ?	Chk Pass	Chk Pass	Chk Pass	Chk Pass	Chk Pass	Chk Pass	Chk Pass
Value							
Range							

Sample Name: CCV-4543978 Acquired: 12/24/2019 8:18:11 Type: QC
Method: 2019 ICP I9 6010 200.7 Methods(v185) Mode: CONC Corr. Factor: 1.000000
User: analyst Custom ID1: Custom ID2: Custom ID3:
Comment:

Elem	Se1960	Sn1899	Ti3372	Tl1908	V_2908	Zn2062	Si2516
IS Ref	(Y_2243)	(In2306)	(Y_3600)	(In2306)	(Y_3710)	(In2306)	(Y_3710)
Units	ppb	ppb	ppb	ppb	ppb	ppb	ppb
Avg	1996.8	2048.5	F 2213.6	1985.8	1892.8	2115.7	19116.
Stddev	6.8	9.3	4.8	19.2	13.1	5.9	3.
%RSD	.33855	.45504	.21479	.96687	.69049	.27769	.01736
Check ?	Chk Pass	Chk Pass	Chk Fail	Chk Pass	Chk Pass	Chk Pass	Chk Pass
Value			2000.0				
Range			10.500%				

Elem	Sr3464
IS Ref	(Y_3710)
Units	ppb
Avg	1850.2
Stddev	7.9
%RSD	.42725
Check ?	Chk Pass
Value	
Range	

Int. Std.	In2306	Y_2243	Y_3600	Y_3710
Units	Cts/S	Cts/S	Cts/S	Cts/S
Avg	7011.0	4910.6	48909.	7474.9
Stddev	14.2	16.0	76.	7.7
%RSD	.20224	.32655	.15604	.10253

Sample Name: CCB Acquired: 12/24/2019 8:22:09 Type: QC
Method: 2019 ICP I9 6010 200.7 Methods(v185) Mode: CONC Corr. Factor: 1.000000
User: analyst Custom ID1: Custom ID2: Custom ID3:
Comment:

Elem	Ag3280	Al3082	As1890	B_1826	Ba4554	Be3130	Ca3179	Cd2288
IS Ref	(Y_3600)	(Y_3710)	(Y_2243)	(Y_2243)	(Y_3710)	(Y_3710)	(Y_3710)	(Y_2243)
Units	ppb	ppb	ppb	ppb	ppb	ppb	ppb	ppb
Avg	.84051	-26.545	-3.2297	4.0150	.49796	.21551	-56.257	-.0417
Stddev	.44207	35.760	1.7926	.6670	.04844	.08793	.524	.2322
%RSD	52.595	134.71	55.502	16.611	9.7277	40.799	.93091	556.9
Check ?	Chk Pass	Chk Pass	Chk Pass	Chk Pass	Chk Pass	Chk Pass	Chk Pass	Chk Pass
High Limit								
Low Limit								

Elem	Co2286	Cr2677	Cu3273	Fe2599	K_7664	Li6707	Mg2790	Mn2576
IS Ref	(In2306)	(Y_3600)	(Y_3600)	(Y_3710)	(Y_3710)	(Y_3710)	(Y_3710)	(Y_3600)
Units	ppb	ppb	ppb	ppb	ppb	ppb	ppb	ppb
Avg	.49169	.74005	1.0230	.03952	68.753	3.8438	-1.7937	.13889
Stddev	.02984	.41471	1.2569	.94998	83.390	1.1016	23.774	.06454
%RSD	6.0693	56.037	122.86	2404.1	121.29	28.659	1325.5	46.470
Check ?	Chk Pass	Chk Pass	Chk Pass	Chk Pass	Chk Pass	Chk Pass	Chk Pass	Chk Pass
High Limit								
Low Limit								

Elem	Mo2020	Na5895	Ni2316	Pb2203	Sb2175	Se1960	Sn1899	Ti3372
IS Ref	(Y_2243)	(Y_3710)	(In2306)	(Y_2243)	(Y_2243)	(Y_2243)	(In2306)	(Y_3600)
Units	ppb	ppb	ppb	ppb	ppb	ppb	ppb	ppb
Avg	4.9122	82.227	-.80768	1.0348	-3.253	1.4272	-.23631	-.50535
Stddev	2.7695	15.487	.14223	.8247	2.529	1.5905	.31196	.33116
%RSD	56.381	18.835	17.610	79.701	77.75	111.44	132.01	65.531
Check ?	Chk Pass	Chk Pass	Chk Pass	Chk Pass	Chk Pass	Chk Pass	Chk Pass	Chk Pass
High Limit								
Low Limit								

Sample Name: CCB Acquired: 12/24/2019 8:22:09 Type: QC
Method: 2019 ICP I9 6010 200.7 Methods(v185) Mode: CONC Corr. Factor: 1.000000
User: analyst Custom ID1: Custom ID2: Custom ID3:
Comment:

Elem	Tl1908	V_2908	Zn2062	Si2516	Sr3464
IS Ref	(In2306)	(Y_3710)	(In2306)	(Y_3710)	(Y_3710)
Units	ppb	ppb	ppb	ppb	ppb
Avg	4.4714	-.38816	-2.0536	12.384	4.7420
Stddev	1.5319	2.6423	.2123	8.160	6.7643
%RSD	34.260	680.73	10.336	65.892	142.65
Check ?	Chk Pass	Chk Pass	Chk Pass	Chk Pass	Chk Pass
High Limit					
Low Limit					

Int. Std.	In2306	Y_2243	Y_3600	Y_3710
Units	Cts/S	Cts/S	Cts/S	Cts/S
Avg	8085.1	5149.5	51755.	7571.0
Stddev	5.6	3.3	118.	44.5
%RSD	.06918	.06453	.22882	.58766

Sample Name: 240-124040-a-17-a Acquired: 12/24/2019 8:26:37 Type: Unk
Method: 2019 ICP I9 6010 200.7 Methods(v185) Mode: CONC Corr. Factor: 1.000000
User: analyst Custom ID1: Custom ID2: Custom ID3:
Comment:

Elem	Ag3280	Al3082	As1890	B_1826	Ba4554	Be3130	Ca3179	Cd2288
IS Ref	(Y_3600)	(Y_3710)	(Y_2243)	(Y_2243)	(Y_3710)	(Y_3710)	(Y_3710)	(Y_2243)
Units	ppb	ppb	ppb	ppb	ppb	ppb	ppb	ppb
Avg	.49300	-50.340	.23736	41.835	.94759	.03806	1152.1	.0812
Stddev	.13070	50.009	.72407	.570	.28555	.22962	9.1	.1264
%RSD	26.511	99.343	305.05	1.3632	30.134	603.23	.78646	155.7
Check ?	Chk Pass	Chk Pass	Chk Pass	Chk Pass	Chk Pass	Chk Pass	Chk Pass	Chk Pass
High Limit								
Low Limit								

Elem	Co2286	Cr2677	Cu3273	Fe2599	K_7664	Li6707	Mg2790	Mn2576
IS Ref	(In2306)	(Y_3600)	(Y_3600)	(Y_3710)	(Y_3710)	(Y_3710)	(Y_3710)	(Y_3600)
Units	ppb	ppb	ppb	ppb	ppb	ppb	ppb	ppb
Avg	10.679	1.8655	87.890	1251.6	46340.	2.8953	4033.1	10.187
Stddev	.058	.2551	1.349	12.6	452.	2.6186	31.0	.090
%RSD	.54395	13.677	1.5346	1.0084	.97639	90.444	.76788	.88366
Check ?	Chk Pass	Chk Pass	Chk Pass	Chk Pass	Chk Pass	Chk Pass	Chk Pass	Chk Pass
High Limit								
Low Limit								

Elem	Mo2020	Na5895	Ni2316	Pb2203	Sb2175	Se1960	Sn1899	Ti3372
IS Ref	(Y_2243)	(Y_3710)	(In2306)	(Y_2243)	(Y_2243)	(Y_2243)	(In2306)	(Y_3600)
Units	ppb	ppb	ppb	ppb	ppb	ppb	ppb	ppb
Avg	9.3275	177.63	30.522	1.4632	-.7487	8.5537	.76781	.09797
Stddev	.3947	3.28	.362	.9261	.3153	3.0040	.68233	.22521
%RSD	4.2318	1.8455	1.1874	63.292	42.12	35.119	88.867	229.87
Check ?	Chk Pass	Chk Pass	Chk Pass	Chk Pass	Chk Pass	Chk Pass	Chk Pass	Chk Pass
High Limit								
Low Limit								

Sample Name: 240-124040-a-17-a Acquired: 12/24/2019 8:26:37 Type: Unk
Method: 2019 ICP I9 6010 200.7 Methods(v185) Mode: CONC Corr. Factor: 1.000000
User: analyst Custom ID1: Custom ID2: Custom ID3:
Comment:

Elem	Tl1908	V_2908	Zn2062	Si2516	Sr3464
IS Ref	(In2306)	(Y_3710)	(In2306)	(Y_3710)	(Y_3710)
Units	ppb	ppb	ppb	ppb	ppb
Avg	-3.9655	-1.7245	29.515	40.893	3.5170
Stddev	.8744	2.8259	.195	3.012	3.3714
%RSD	22.049	163.87	.66100	7.3657	95.860
Check ?	Chk Pass	Chk Pass	Chk Pass	Chk Pass	Chk Pass
High Limit					
Low Limit					

Int. Std.	In2306	Y_2243	Y_3600	Y_3710
Units	Cts/S	Cts/S	Cts/S	Cts/S
Avg	7878.4	5047.7	50867.	7656.0
Stddev	11.6	13.8	310.	43.8
%RSD	.14698	.27326	.60877	.57238
Check ?	Chk Pass	Chk Pass	Chk Pass	Chk Pass
Value	101.55%	102.35%	95.983%	104.49%
Range				

Sample Name: 240-124040-a-18-a Acquired: 12/24/2019 8:30:59 Type: Unk
Method: 2019 ICP I9 6010 200.7 Methods(v185) Mode: CONC Corr. Factor: 1.000000
User: analyst Custom ID1: Custom ID2: Custom ID3:
Comment:

Elem	Ag3280	Al3082	As1890	B_1826	Ba4554	Be3130	Ca3179	Cd2288
IS Ref	(Y_3600)	(Y_3710)	(Y_2243)	(Y_2243)	(Y_3710)	(Y_3710)	(Y_3710)	(Y_2243)
Units	ppb	ppb	ppb	ppb	ppb	ppb	ppb	ppb
Avg	.75399	-56.156	1.9420	38.358	.83028	.04725	1107.6	.1003
Stddev	.36320	32.066	2.3897	.227	.21317	.23069	2.0	.0511
%RSD	48.170	57.101	123.05	.59060	25.674	488.20	.17852	50.95
Check ?	Chk Pass	Chk Pass	Chk Pass	Chk Pass	Chk Pass	Chk Pass	Chk Pass	Chk Pass
High Limit								
Low Limit								

Elem	Co2286	Cr2677	Cu3273	Fe2599	K_7664	Li6707	Mg2790	Mn2576
IS Ref	(In2306)	(Y_3600)	(Y_3600)	(Y_3710)	(Y_3710)	(Y_3710)	(Y_3710)	(Y_3600)
Units	ppb	ppb	ppb	ppb	ppb	ppb	ppb	ppb
Avg	10.404	1.8029	69.993	1193.0	45098.	4.6550	3850.4	9.5286
Stddev	.460	.0620	1.414	2.4	35.	.9748	27.5	.2422
%RSD	4.4182	3.4395	2.0205	.19899	.07718	20.941	.71316	2.5422
Check ?	Chk Pass	Chk Pass	Chk Pass	Chk Pass	Chk Pass	Chk Pass	Chk Pass	Chk Pass
High Limit								
Low Limit								

Elem	Mo2020	Na5895	Ni2316	Pb2203	Sb2175	Se1960	Sn1899	Ti3372
IS Ref	(Y_2243)	(Y_3710)	(In2306)	(Y_2243)	(Y_2243)	(Y_2243)	(In2306)	(Y_3600)
Units	ppb	ppb	ppb	ppb	ppb	ppb	ppb	ppb
Avg	6.4894	156.71	28.585	3.1363	.5276	5.2342	-.09741	-.13639
Stddev	.0694	7.31	.819	1.0476	1.089	1.0174	.19893	.16895
%RSD	1.0689	4.6654	2.8643	33.401	206.4	19.439	204.21	123.88
Check ?	Chk Pass	Chk Pass	Chk Pass	Chk Pass	Chk Pass	Chk Pass	Chk Pass	Chk Pass
High Limit								
Low Limit								

Sample Name: 240-124040-a-18-a Acquired: 12/24/2019 8:30:59 Type: Unk
Method: 2019 ICP I9 6010 200.7 Methods(v185) Mode: CONC Corr. Factor: 1.000000
User: analyst Custom ID1: Custom ID2: Custom ID3:
Comment:

Elem	Tl1908	V_2908	Zn2062	Si2516	Sr3464
IS Ref	(In2306)	(Y_3710)	(In2306)	(Y_3710)	(Y_3710)
Units	ppb	ppb	ppb	ppb	ppb
Avg	-3.5825	-1.4340	28.112	36.303	4.4529
Stddev	.4526	.4851	.273	5.234	4.1654
%RSD	12.634	33.832	.96967	14.419	93.543
Check ?	Chk Pass	Chk Pass	Chk Pass	Chk Pass	Chk Pass
High Limit					
Low Limit					

Int. Std.	In2306	Y_2243	Y_3600	Y_3710
Units	Cts/S	Cts/S	Cts/S	Cts/S
Avg	7934.5	5076.4	51511.	7642.8
Stddev	16.9	11.2	506.	17.6
%RSD	.21330	.21984	.98266	.23056
Check ?	Chk Pass	Chk Pass	Chk Pass	Chk Pass
Value	102.27%	102.93%	97.198%	104.31%
Range				

Sample Name: 240-124040-a-19-a Acquired: 12/24/2019 8:35:19 Type: Unk
Method: 2019 ICP I9 6010 200.7 Methods(v185) Mode: CONC Corr. Factor: 1.000000
User: analyst Custom ID1: Custom ID2: Custom ID3:
Comment:

Elem	Ag3280	Al3082	As1890	B_1826	Ba4554	Be3130	Ca3179
IS Ref	(Y_3600)	(Y_3710)	(Y_2243)	(Y_2243)	(Y_3710)	(Y_3710)	(Y_3710)
Units	ppb	ppb	ppb	ppb	ppb	ppb	ppb
Avg	2.2408	-4.4812	5.6678	197.99	7.4890	.17143	5121.4
Stddev	.0902	36.888	.6725	.78	.3505	.13668	18.6
%RSD	4.0256	823.16	11.866	.39451	4.6798	79.728	.36228
Check ?	Chk Pass	Chk Pass	Chk Pass	Chk Pass	Chk Pass	Chk Pass	Chk Pass
High Limit							
Low Limit							

Elem	Cd2288	Co2286	Cr2677	Cu3273	Fe2599	K_7664	Li6707
IS Ref	(Y_2243)	(In2306)	(Y_3600)	(Y_3600)	(Y_3710)	(Y_3710)	(Y_3710)
Units	ppb	ppb	ppb	ppb	ppb	ppb	ppb
Avg	.2163	9.3751	3.8292	3642.0	967.16	112810.	4.1224
Stddev	.1339	.2141	.3463	4.2	6.26	392.	1.7578
%RSD	61.89	2.2833	9.0427	.11510	.64725	.34773	42.641
Check ?	Chk Pass	Chk Pass	Chk Pass	Chk Pass	Chk Pass	Chk Pass	Chk Pass
High Limit							
Low Limit							

Elem	Mg2790	Mn2576	Mo2020	Na5895	Ni2316	Pb2203	Sb2175
IS Ref	(Y_3710)	(Y_3600)	(Y_2243)	(Y_3710)	(In2306)	(Y_2243)	(Y_2243)
Units	ppb	ppb	ppb	ppb	ppb	ppb	ppb
Avg	14836.	35.359	-3.2939	3054.0	14.338	5.9762	-5.637
Stddev	87.	.282	.1945	21.6	.327	1.4931	3.121
%RSD	.58374	.79699	5.9033	.70804	2.2825	24.985	55.36
Check ?	Chk Pass	Chk Pass	Chk Pass	Chk Pass	Chk Pass	Chk Pass	Chk Pass
High Limit							
Low Limit							

Sample Name: 240-124040-a-19-a Acquired: 12/24/2019 8:35:19 Type: Unk
Method: 2019 ICP I9 6010 200.7 Methods(v185) Mode: CONC Corr. Factor: 1.000000
User: analyst Custom ID1: Custom ID2: Custom ID3:
Comment:

Elem	Se1960	Sn1899	Ti3372	Tl1908	V_2908	Zn2062	Si2516
IS Ref	(Y_2243)	(In2306)	(Y_3600)	(In2306)	(Y_3710)	(In2306)	(Y_3710)
Units	ppb	ppb	ppb	ppb	ppb	ppb	ppb
Avg	13.418	1.0533	3.2199	-6.7137	-1.6436	35.870	145.64
Stddev	1.754	.2585	.3185	.8645	2.1633	.284	7.19
%RSD	13.074	24.539	9.8922	12.876	131.62	.79302	4.9365
Check ?	Chk Pass	Chk Pass	Chk Pass	Chk Pass	Chk Pass	Chk Pass	Chk Pass
High Limit							
Low Limit							

Elem	Sr3464
IS Ref	(Y_3710)
Units	ppb
Avg	8.2861
Stddev	.7596
%RSD	9.1677
Check ?	Chk Pass
High Limit	
Low Limit	

Int. Std.	In2306	Y_2243	Y_3600	Y_3710
Units	Cts/S	Cts/S	Cts/S	Cts/S
Avg	7685.5	5034.5	51136.	7674.0
Stddev	8.3	8.5	26.	44.0
%RSD	.10807	.16916	.04990	.57380
Check ?	Chk Pass	Chk Pass	Chk Pass	Chk Pass
Value	99.062%	102.08%	96.491%	104.73%
Range				

Sample Name: 240-124040-a-20-a Acquired: 12/24/2019 8:39:40 Type: Unk
Method: 2019 ICP I9 6010 200.7 Methods(v185) Mode: CONC Corr. Factor: 1.000000
User: analyst Custom ID1: Custom ID2: Custom ID3:
Comment:

Elem	Ag3280	Al3082	As1890	B_1826	Ba4554	Be3130	Ca3179
IS Ref	(Y_3600)	(Y_3710)	(Y_2243)	(Y_2243)	(Y_3710)	(Y_3710)	(Y_3710)
Units	ppb	ppb	ppb	ppb	ppb	ppb	ppb
Avg	1.6707	-3.2270	3.6396	198.05	7.4615	.11468	5145.9
Stddev	.6437	32.589	1.0854	.53	.1945	.06484	19.3
%RSD	38.528	1009.9	29.821	.26658	2.6060	56.540	.37511
Check ?	Chk Pass	Chk Pass	Chk Pass	Chk Pass	Chk Pass	Chk Pass	Chk Pass
High Limit							
Low Limit							

Elem	Cd2288	Co2286	Cr2677	Cu3273	Fe2599	K_7664	Li6707
IS Ref	(Y_2243)	(In2306)	(Y_3600)	(Y_3600)	(Y_3710)	(Y_3710)	(Y_3710)
Units	ppb	ppb	ppb	ppb	ppb	ppb	ppb
Avg	.0660	9.2922	3.9655	1966.9	948.38	112650.	3.2855
Stddev	.1746	.1804	.4687	1.7	3.75	481.	.8922
%RSD	264.4	1.9409	11.820	.08403	.39573	.42656	27.154
Check ?	Chk Pass	Chk Pass	Chk Pass	Chk Pass	Chk Pass	Chk Pass	Chk Pass
High Limit							
Low Limit							

Elem	Mg2790	Mn2576	Mo2020	Na5895	Ni2316	Pb2203	Sb2175
IS Ref	(Y_3710)	(Y_3600)	(Y_2243)	(Y_3710)	(In2306)	(Y_2243)	(Y_2243)
Units	ppb	ppb	ppb	ppb	ppb	ppb	ppb
Avg	14868.	36.310	-3.7752	3078.2	13.522	4.6168	-2.663
Stddev	89.	.181	.2069	8.9	.301	.5575	2.128
%RSD	.59564	.49814	5.4814	.29004	2.2285	12.076	79.90
Check ?	Chk Pass	Chk Pass	Chk Pass	Chk Pass	Chk Pass	Chk Pass	Chk Pass
High Limit							
Low Limit							

Sample Name: 240-124040-a-20-a Acquired: 12/24/2019 8:39:40 Type: Unk
Method: 2019 ICP I9 6010 200.7 Methods(v185) Mode: CONC Corr. Factor: 1.000000
User: analyst Custom ID1: Custom ID2: Custom ID3:
Comment:

Elem	Se1960	Sn1899	Ti3372	Tl1908	V_2908	Zn2062	Si2516
IS Ref	(Y_2243)	(In2306)	(Y_3600)	(In2306)	(Y_3710)	(In2306)	(Y_3710)
Units	ppb	ppb	ppb	ppb	ppb	ppb	ppb
Avg	12.005	.88372	2.0503	-7.0962	-1.7044	32.871	145.74
Stddev	3.577	.57113	.2598	.1650	1.0315	.296	.38
%RSD	29.798	64.628	12.670	2.3251	60.518	.90193	.25897
Check ?	Chk Pass	Chk Pass	Chk Pass	Chk Pass	Chk Pass	Chk Pass	Chk Pass
High Limit							
Low Limit							

Elem	Sr3464
IS Ref	(Y_3710)
Units	ppb
Avg	12.934
Stddev	1.801
%RSD	13.923
Check ?	Chk Pass
High Limit	
Low Limit	

Int. Std.	In2306	Y_2243	Y_3600	Y_3710
Units	Cts/S	Cts/S	Cts/S	Cts/S
Avg	7614.2	4984.7	50797.	7649.9
Stddev	11.1	7.0	62.	56.1
%RSD	.14612	.14140	.12275	.73283
Check ?	Chk Pass	Chk Pass	Chk Pass	Chk Pass
Value	98.144%	101.07%	95.851%	104.40%
Range				

Sample Name: CCV-4543978 Acquired: 12/24/2019 8:44:04 Type: QC
Method: 2019 ICP I9 6010 200.7 Methods(v185) Mode: CONC Corr. Factor: 1.000000
User: analyst Custom ID1: Custom ID2: Custom ID3:
Comment:

Elem	Ag3280	Al3082	As1890	B_1826	Ba4554	Be3130	Ca3179	Cd2288
IS Ref	(Y_3600)	(Y_3710)	(Y_2243)	(Y_2243)	(Y_3710)	(Y_3710)	(Y_3710)	(Y_2243)
Units	ppb	ppb	ppb	ppb	ppb	ppb	ppb	ppb
Avg	1022.4	47124.	1997.8	5100.4	2024.0	2057.5	47420.	1970.
Stddev	2.1	87.	12.1	18.4	2.6	3.0	35.	8.
%RSD	.20622	.18481	.60642	.36172	.12889	.14384	.07333	.3868
Check ?	Chk Pass	Chk Pass	Chk Pass	Chk Pass	Chk Pass	Chk Pass	Chk Pass	Chk Pass
Value								
Range								

Elem	Co2286	Cr2677	Cu3273	Fe2599	K_7664	Li6707	Mg2790	Mn2576
IS Ref	(In2306)	(Y_3600)	(Y_3600)	(Y_3710)	(Y_3710)	(Y_3710)	(Y_3710)	(Y_3600)
Units	ppb	ppb	ppb	ppb	ppb	ppb	ppb	ppb
Avg	2049.4	2020.4	2063.2	48093.	46564.	2047.4	49113.	2133.6
Stddev	5.6	4.3	2.1	135.	48.	4.5	159.	1.4
%RSD	.27391	.21123	.10106	.27988	.10320	.22052	.32416	.06696
Check ?	Chk Pass	Chk Pass	Chk Pass	Chk Pass	Chk Pass	Chk Pass	Chk Pass	Chk Pass
Value								
Range								

Elem	Mo2020	Na5895	Ni2316	Pb2203	Sb2175	Se1960	Sn1899	Ti3372
IS Ref	(Y_2243)	(Y_3710)	(In2306)	(Y_2243)	(Y_2243)	(Y_2243)	(In2306)	(Y_3600)
Units	ppb	ppb	ppb	ppb	ppb	ppb	ppb	ppb
Avg	2039.2	50069.	2035.9	1903.1	1967.	1984.7	2034.7	2197.9
Stddev	27.1	98.	4.7	7.8	8.	14.1	9.6	1.3
%RSD	1.3307	.19626	.22874	.41005	.4042	.70882	.47250	.05764
Check ?	Chk Pass	Chk Pass	Chk Pass	Chk Pass	Chk Pass	Chk Pass	Chk Pass	Chk Pass
Value								
Range								

Sample Name: CCV-4543978 Acquired: 12/24/2019 8:44:04 Type: QC
Method: 2019 ICP I9 6010 200.7 Methods(v185) Mode: CONC Corr. Factor: 1.000000
User: analyst Custom ID1: Custom ID2: Custom ID3:
Comment:

Elem	Tl1908	V_2908	Zn2062	Si2516	Sr3464
IS Ref	(In2306)	(Y_3710)	(In2306)	(Y_3710)	(Y_3710)
Units	ppb	ppb	ppb	ppb	ppb
Avg	1983.0	1902.1	2096.4	18984.	1852.2
Stddev	17.3	1.8	6.9	13.	5.2
%RSD	.87360	.09414	.32775	.06774	.27832
Check ?	Chk Pass	Chk Pass	Chk Pass	Chk Pass	Chk Pass
Value					
Range					

Int. Std.	In2306	Y_2243	Y_3600	Y_3710
Units	Cts/S	Cts/S	Cts/S	Cts/S
Avg	6926.7	4834.4	48417.	7337.9
Stddev	3.3	5.2	74.	30.7
%RSD	.04700	.10776	.15319	.41867

Sample Name: CCB Acquired: 12/24/2019 8:48:03 Type: QC
Method: 2019 ICP I9 6010 200.7 Methods(v185) Mode: CONC Corr. Factor: 1.000000
User: analyst Custom ID1: Custom ID2: Custom ID3:
Comment:

Elem	Ag3280	Al3082	As1890	B_1826	Ba4554	Be3130	Ca3179	Cd2288
IS Ref	(Y_3600)	(Y_3710)	(Y_2243)	(Y_2243)	(Y_3710)	(Y_3710)	(Y_3710)	(Y_2243)
Units	ppb	ppb	ppb	ppb	ppb	ppb	ppb	ppb
Avg	.87413	-37.637	-2.9548	4.5931	.55548	.11291	46.907	.1420
Stddev	.23554	7.266	1.3787	.7383	.08862	.15909	1.936	.0822
%RSD	26.945	19.305	46.659	16.074	15.953	140.90	4.1266	57.93
Check ?	Chk Pass	Chk Pass	Chk Pass	Chk Pass	Chk Pass	Chk Pass	Chk Pass	Chk Pass
High Limit								
Low Limit								

Elem	Co2286	Cr2677	Cu3273	Fe2599	K_7664	Li6707	Mg2790	Mn2576
IS Ref	(In2306)	(Y_3600)	(Y_3600)	(Y_3710)	(Y_3710)	(Y_3710)	(Y_3710)	(Y_3600)
Units	ppb	ppb	ppb	ppb	ppb	ppb	ppb	ppb
Avg	.61580	.41869	1.1191	1.1048	74.360	2.4112	23.383	.25207
Stddev	.33346	.14734	.4403	.2246	16.044	1.7998	20.034	.03240
%RSD	54.151	35.192	39.344	20.332	21.577	74.642	85.680	12.854
Check ?	Chk Pass	Chk Pass	Chk Pass	Chk Pass	Chk Pass	Chk Pass	Chk Pass	Chk Pass
High Limit								
Low Limit								

Elem	Mo2020	Na5895	Ni2316	Pb2203	Sb2175	Se1960	Sn1899	Ti3372
IS Ref	(Y_2243)	(Y_3710)	(In2306)	(Y_2243)	(Y_2243)	(Y_2243)	(In2306)	(Y_3600)
Units	ppb	ppb	ppb	ppb	ppb	ppb	ppb	ppb
Avg	5.6454	96.695	-.27549	.40600	-2.886	3.1848	-.58784	-.67133
Stddev	2.6032	6.063	.39339	2.1597	1.440	1.7739	.17317	.04856
%RSD	46.111	6.2704	142.80	531.95	49.92	55.700	29.458	7.2328
Check ?	Chk Pass	Chk Pass	Chk Pass	Chk Pass	Chk Pass	Chk Pass	Chk Pass	Chk Pass
High Limit								
Low Limit								

Sample Name: CCB Acquired: 12/24/2019 8:48:03 Type: QC
Method: 2019 ICP I9 6010 200.7 Methods(v185) Mode: CONC Corr. Factor: 1.000000
User: analyst Custom ID1: Custom ID2: Custom ID3:
Comment:

Elem	Tl1908	V_2908	Zn2062	Si2516	Sr3464
IS Ref	(In2306)	(Y_3710)	(In2306)	(Y_3710)	(Y_3710)
Units	ppb	ppb	ppb	ppb	ppb
Avg	5.4391	-1.5217	4.3891	4.1335	3.0976
Stddev	1.0445	7.0855	.1318	3.2337	1.6145
%RSD	19.203	465.63	3.0020	78.230	52.122
Check ?	Chk Pass	Chk Pass	Chk Pass	Chk Pass	Chk Pass
High Limit					
Low Limit					

Int. Std.	In2306	Y_2243	Y_3600	Y_3710
Units	Cts/S	Cts/S	Cts/S	Cts/S
Avg	8046.1	5082.2	51716.	7433.5
Stddev	16.0	9.2	334.	52.9
%RSD	.19837	.18175	.64676	.71187

Sample Name: CCVL-4549316 Acquired: 12/24/2019 8:52:28 Type: QC
Method: 2019 ICP I9 6010 200.7 Methods(v185) Mode: CONC Corr. Factor: 1.000000
User: analyst Custom ID1: Custom ID2: Custom ID3:
Comment:

Elem	Ag3280	Al3082	As1890	B_1826	Ba4554	Be3130	Ca3179	Cd2288
IS Ref	(Y_3600)	(Y_3710)	(Y_2243)	(Y_2243)	(Y_3710)	(Y_3710)	(Y_3710)	(Y_2243)
Units	ppb	ppb	ppb	ppb	ppb	ppb	ppb	ppb
Avg	10.380	139.37	10.632	98.756	197.82	5.0320	4747.7	4.854
Stddev	.800	39.99	.278	.966	.92	.1133	17.8	.062
%RSD	7.7059	28.692	2.6103	.97828	.46320	2.2513	.37547	1.269
Check ?	Chk Pass	Chk Pass	Chk Pass	Chk Pass	Chk Pass	Chk Pass	Chk Pass	Chk Pass
Value								
Range								

Elem	Co2286	Cr2677	Cu3273	Fe2599	K_7664	Li6707	Mg2790	Mn2576
IS Ref	(In2306)	(Y_3600)	(Y_3600)	(Y_3710)	(Y_3710)	(Y_3710)	(Y_3710)	(Y_3600)
Units	ppb	ppb	ppb	ppb	ppb	ppb	ppb	ppb
Avg	9.9882	10.563	25.988	195.28	4602.8	51.440	4930.3	16.622
Stddev	.3852	.599	1.698	2.06	41.1	2.369	36.2	.070
%RSD	3.8565	5.6701	6.5333	1.0574	.89262	4.6057	.73456	.42098
Check ?	Chk Pass	Chk Pass	Chk Pass	Chk Pass	Chk Pass	Chk Pass	Chk Pass	Chk Pass
Value								
Range								

Elem	Mo2020	Na5895	Ni2316	Pb2203	Sb2175	Se1960	Sn1899	Ti3372
IS Ref	(Y_2243)	(Y_3710)	(In2306)	(Y_2243)	(Y_2243)	(Y_2243)	(In2306)	(Y_3600)
Units	ppb	ppb	ppb	ppb	ppb	ppb	ppb	ppb
Avg	34.532	4964.4	38.229	11.204	17.15	18.055	92.713	52.477
Stddev	.176	1.7	.658	.851	.78	.995	1.401	.768
%RSD	.51039	.03498	1.7215	7.5931	4.568	5.5111	1.5110	1.4643
Check ?	Chk Pass	Chk Pass	Chk Pass	Chk Pass	Chk Pass	Chk Pass	Chk Pass	Chk Pass
Value								
Range								

Sample Name: CCVL-4549316 Acquired: 12/24/2019 8:52:28 Type: QC
Method: 2019 ICP I9 6010 200.7 Methods(v185) Mode: CONC Corr. Factor: 1.000000
User: analyst Custom ID1: Custom ID2: Custom ID3:
Comment:

Elem	Tl1908	V_2908	Zn2062	Si2516	Sr3464
IS Ref	(In2306)	(Y_3710)	(In2306)	(Y_3710)	(Y_3710)
Units	ppb	ppb	ppb	ppb	ppb
Avg	17.009	44.575	48.957	472.02	49.059
Stddev	.237	3.639	.375	7.06	4.476
%RSD	1.3951	8.1640	.76649	1.4947	9.1233
Check ?	Chk Pass	Chk Pass	Chk Pass	Chk Pass	Chk Pass
Value					
Range					

Int. Std.	In2306	Y_2243	Y_3600	Y_3710
Units	Cts/S	Cts/S	Cts/S	Cts/S
Avg	7763.7	4975.6	50569.	7379.5
Stddev	4.5	7.7	234.	37.2
%RSD	.05858	.15539	.46190	.50436

Initial Method

Linear

μ Abs.:

49087

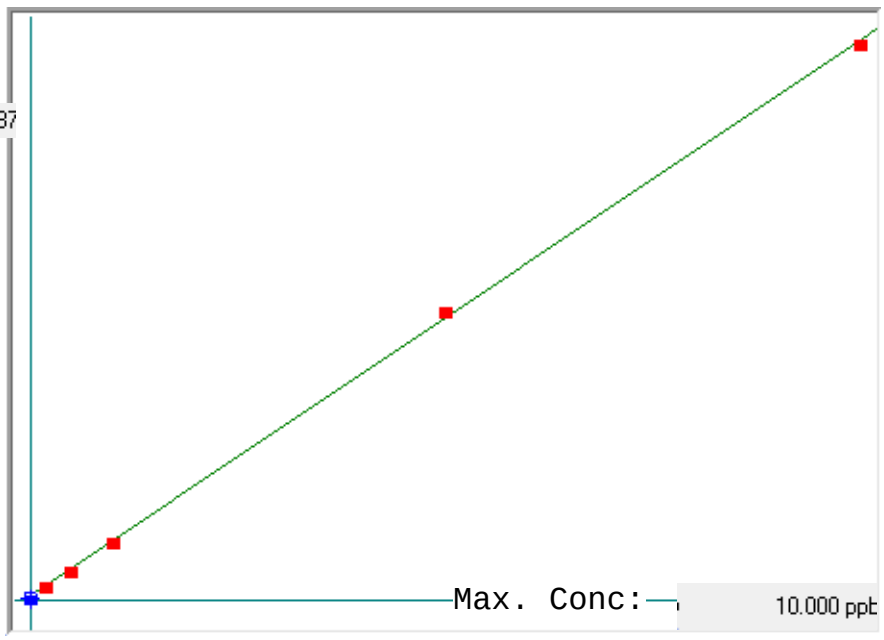

A= 0.0000e+000

B= 2.0386e-004

C= -7.6007e-002

Rho= 0.9998320

Accept= Accepted

Accepted Date=

12/20/19 09:08

Std ID	Conc.	Calc.	Dev.	Mean	SD or %RSD	Rep 1	Rep 2	Rep 3	Rep 4	Rep 5
0.0 ppb	0.000	-0.013	-0.013	309	0.000	309				
0.2 ppb	0.200	0.199	-0.001	1349	0.0 %	1349				
0.5 ppb	0.500	0.474	-0.026	2697	0.0 %	2697				
1.0 ppb	1.000	0.967	-0.033	5118	0.0 %	5118				
5.0 ppb	5.000	5.142	0.142	25595	0.0 %	25595				
10.0 ppb	10.000	9.931	-0.069	49087	0.0 %	49087				

1220A19H2W

Method: Initial Method Operator: Admin Date of Analysis: 20 Dec 2019 07:49:32

Sample ID	Conc.	µ Abs.	Seq ID	Units	Date
0.0 ppb - 1	-	309	1472	ppb	20 Dec 2019 08:55:11
0.2 ppb - 1	-	1349	1473	ppb	20 Dec 2019 08:57:23
0.5 ppb - 1	-	2697	1474	ppb	20 Dec 2019 08:59:36
1.0 ppb - 1	-	5118	1475	ppb	20 Dec 2019 09:01:48
5.0 ppb - 1	-	25595	1476	ppb	20 Dec 2019 09:04:01
10.0 ppb - 1	-	49087	1477	ppb	20 Dec 2019 09:06:14
ICV - 1	97.7% 4.8858	24339	1478	ppb	20 Dec 2019 09:09:16
ICB - 1	-0.0909	-73	1479	ppb	20 Dec 2019 09:11:28
CRA - 1	85.3% 0.1707	1210	1480	ppb	20 Dec 2019 09:13:53
CCV - 1	101.4% 5.0689	25237	1481	ppb	20 Dec 2019 09:16:02
CCB - 1	-0.0778	-9	1482	ppb	20 Dec 2019 09:18:14
CCV - 1	101.8% 5.0899	25340	1483	ppb	20 Dec 2019 09:20:37
CCB - 1	-0.0872	-55	1484	ppb	20 Dec 2019 09:22:49
CCV - 1	103.1% 5.1563	25666	1485	ppb	20 Dec 2019 16:22:45
CCB - 1	-0.0944	-90	1486	ppb	20 Dec 2019 16:24:56
mb 240-416598/1-a - 1	-0.0479	138	1487	ppb	20 Dec 2019 16:27:19
lcs 240-416598/2-a - 1	4.8905	24362	1488	ppb	20 Dec 2019 16:29:30
240-124034-c-1-b - 1	-0.1052	-143	1489	ppb	20 Dec 2019 16:31:40
240-124034-c-2-b - 1	-0.0548	104	1490	ppb	20 Dec 2019 16:34:05
240-124034-c-3-b - 1	-0.0487	134	1491	ppb	20 Dec 2019 16:36:15
240-124034-c-4-b - 1	-0.0548	104	1492	ppb	20 Dec 2019 16:38:25
240-124034-c-5-b - 1	-0.0489	133	1493	ppb	20 Dec 2019 16:40:35
240-124034-c-6-b - 1	-0.0165	292	1494	ppb	20 Dec 2019 16:42:46
240-124034-c-7-b - 1	-0.0573	92	1495	ppb	20 Dec 2019 16:44:57
240-124034-c-8-b - 1	-0.0126	311	1496	ppb	20 Dec 2019 16:47:08
CCV - 1	102.8% 5.1402	25587	1497	ppb	20 Dec 2019 16:49:20
CCB - 1	-0.1013	-124	1498	ppb	20 Dec 2019 16:51:31
240-124034-c-9-b - 1	-0.0587	85	1499	ppb	20 Dec 2019 16:53:55
240-124034-c-10-b - 1	-0.0167	291	1500	ppb	20 Dec 2019 16:56:06
240-124124-e-1-b - 1	-0.0595	81	1501	ppb	20 Dec 2019 16:58:18
240-124124-f-1-b - 1	-0.0536	110	1502	ppb	20 Dec 2019 17:00:28
240-124124-e-2-b - 1	-0.0303	224	1503	ppb	20 Dec 2019 17:02:39
240-124124-f-2-b - 1	-0.0462	146	1504	ppb	20 Dec 2019 17:04:49
240-124124-e-3-b - 1	-0.0566	95	1505	ppb	20 Dec 2019 17:06:59
240-124124-f-3-b - 1	-0.0517	119	1506	ppb	20 Dec 2019 17:09:09
240-124128-j-1-g - 1	-0.0471	142	1507	ppb	20 Dec 2019 17:11:20
240-124128-j-1-h ms - 1	1.0740	5641	1508	ppb	20 Dec 2019 17:13:31
CCV - 1	103.1% 5.1541	25655	1509	ppb	20 Dec 2019 17:15:41
CCB - 1	-0.0878	-58	1510	ppb	20 Dec 2019 17:17:55
240-124128-j-1-i msd - 1	1.0695	5619	1511	ppb	20 Dec 2019 17:20:18
240-124128-a-2-c - 1	-0.0644	57	1512	ppb	20 Dec 2019 17:22:29
240-124128-a-3-c - 1	-0.0344	204	1513	ppb	20 Dec 2019 17:24:43
CCV - 1	101.9% 5.0962	25371	1514	ppb	20 Dec 2019 17:26:55
CCB - 1	-0.0687	36	1515	ppb	20 Dec 2019 17:29:06
CCV - 1	102.5% 5.1235	25505	1516	ppb	20 Dec 2019 18:09:38
CCB - 1	-0.0799	-19	1517	ppb	20 Dec 2019 18:11:49
mb 240-416623/1-a - 1	-0.0593	82	1518	ppb	20 Dec 2019 18:14:13
lcs 240-416623/2-a - 1	4.6742	23301	1519	ppb	20 Dec 2019 18:16:26
240-124047-j-1-d - 1	-0.1251	-241	1520	ppb	20 Dec 2019 18:18:36
240-124047-j-1-e ms - 1	0.3044	1866	1521	ppb	20 Dec 2019 18:21:00
240-124047-j-1-f msd - 1	0.1921	1315	1522	ppb	20 Dec 2019 18:23:11
240-124047-j-2-d - 1	-0.1732	-477	1523	ppb	20 Dec 2019 18:25:28
240-124047-j-2-e ms - 1	0.3468	2074	1524	ppb	20 Dec 2019 18:27:47
CCV - 1	98.7% 4.9349	24580	1525	ppb	20 Dec 2019 18:29:57
CCB - 1	-0.1027	-131	1526	ppb	20 Dec 2019 18:32:19
240-124047-j-2-f msd - 1	0.3639	2158	1527	ppb	20 Dec 2019 18:34:41
190-21869-p-1-d - 1	-0.1604	-414	1528	ppb	20 Dec 2019 18:36:52
190-21869-p-2-b - 1	-0.0116	316	1529	ppb	20 Dec 2019 18:39:11
190-21869-p-3-b - 1	0.2347	1524	1530	ppb	20 Dec 2019 18:41:22
190-21857-d-1-b - 1	-0.0479	138	1531	ppb	20 Dec 2019 18:43:34
190-21867-e-1-b - 1	0.1743	1228	1532	ppb	20 Dec 2019 18:45:46
190-21867-e-3-b - 1	0.1209	966	1533	ppb	20 Dec 2019 18:47:59
240-124083-b-1-b - 1	-0.0597	80	1534	ppb	20 Dec 2019 18:50:10
240-124098-a-1-b - 1	-0.0621	68	1535	ppb	20 Dec 2019 18:52:22
240-124099-b-1-b - 1	-0.0424	165	1536	ppb	20 Dec 2019 18:54:32
CCV - 1	102.3% 5.1135	25456	1537	ppb	20 Dec 2019 18:56:43
CCB - 1	-0.0946	-91	1538	ppb	20 Dec 2019 18:58:54
240-124100-b-1-b - 1	-0.0352	200	1539	ppb	20 Dec 2019 19:01:17
190-21868-q-1-b - 1	0.4210	2438	1540	ppb	20 Dec 2019 19:03:28
190-21868-q-2-b - 1	-0.0057	345	1541	ppb	20 Dec 2019 19:05:39
190-21868-q-3-b - 1	-0.0397	178	1542	ppb	20 Dec 2019 19:07:52
190-21868-q-4-b - 1	-0.0615	71	1543	ppb	20 Dec 2019 19:10:03
lb 240-416499/1-a - 1	-0.0[illegible]	[illegible]	1544	ppb	20 Dec 2019 19:12:14

1220A19H2W

Method: Initial Method Operator: Admin Date of Analysis: 20 Dec 2019 07:49:32

Sample ID	Conc.	µ Abs.	Seq ID	Units	Date
mb 240-416499/2-a - 1	-0.0658	50	1545	ppb	20 Dec 2019 19:14:26
lcs 240-416499/3-a - 1	5.1363	25568	1546	ppb	20 Dec 2019 19:16:38
240-123946-b-1-f - 1	-0.1139	-186	1547	ppb	20 Dec 2019 19:18:51
240-123946-b-1-g ms - 1	5.2487	26119	1548	ppb	20 Dec 2019 19:21:13
CCV - 1	100.4% 5.0220	25007	1549	ppb	20 Dec 2019 19:23:24
CCB - 1	-0.0838	-38	1550	ppb	20 Dec 2019 19:25:45
240-123946-b-1-h msd - 1	5.3062	26401	1551	ppb	20 Dec 2019 19:28:10
240-124012-a-1-c - 1	-0.1180	-206	1552	ppb	20 Dec 2019 19:30:20
460-199047-a-1-c - 1	-0.0511	122	1553	ppb	20 Dec 2019 19:32:41
460-199047-a-2-c - 1	-0.0448	153	1554	ppb	20 Dec 2019 19:34:52
460-199047-a-3-c - 1	-0.0424	165	1555	ppb	20 Dec 2019 19:37:02
460-199047-a-4-c - 1	-0.0397	178	1556	ppb	20 Dec 2019 19:39:13
460-199047-a-5-c - 1	-0.0420	167	1557	ppb	20 Dec 2019 19:41:24
240-123928-b-1-d - 1	-0.0436	159	1558	ppb	20 Dec 2019 19:43:35
240-123929-c-1-d - 1	-0.0446	154	1559	ppb	20 Dec 2019 19:45:47
240-124026-a-1-e - 1	-0.0446	154	1560	ppb	20 Dec 2019 19:47:59
CCV - 1	102.8% 5.1425	25598	1561	ppb	20 Dec 2019 19:50:11
CCB - 1	-0.0748	6	1562	ppb	20 Dec 2019 19:52:22
240-124027-a-1-e - 1	-0.0460	147	1563	ppb	20 Dec 2019 19:54:47
240-124029-b-1-f - 1	-0.0464	145	1564	ppb	20 Dec 2019 19:56:58
240-124030-b-1-c - 1	-0.0469	143	1565	ppb	20 Dec 2019 19:59:09
240-124062-g-7-c - 1	0.1095	910	1566	ppb	20 Dec 2019 20:01:20
~~240-124027-a-1-e - 1~~ 240-124062-C-6-D DTN 12/23/19	-0.0493	131	1567	ppb	20 Dec 2019 20:03:31
mb 240-416588/1-a - 1	-0.0291	230	1568	ppb	20 Dec 2019 20:05:42
lcs 240-416588/2-a - 1	5.0935	25358	1569	ppb	20 Dec 2019 20:07:53
240-124128-m-1-d - 1	-0.1188	-210	1570	ppb	20 Dec 2019 20:10:04
240-124128-m-1-e ms - 1	1.0746	5644	1571	ppb	20 Dec 2019 20:12:27
240-124128-m-1-f msd - 1	1.0620	5582	1572	ppb	20 Dec 2019 20:14:39
CCV - 1	103.3% 5.1651	25709	1573	ppb	20 Dec 2019 20:16:52
CCB - 1	-0.0785	-12	1574	ppb	20 Dec 2019 20:19:05
240-124106-c-1-b - 1	-0.0436	159	1575	ppb	20 Dec 2019 20:21:30
240-124106-c-2-b - 1	-0.0450	152	1576	ppb	20 Dec 2019 20:23:42
240-124106-c-3-b - 1	-0.0191	279	1577	ppb	20 Dec 2019 20:25:55
240-124106-i-4-b - 1	-0.0483	136	1578	ppb	20 Dec 2019 20:28:06
240-124106-i-5-b - 1	-0.0428	163	1579	ppb	20 Dec 2019 20:30:17
240-124112-d-1-b - 1	-0.0558	99	1580	ppb	20 Dec 2019 20:32:29
240-124120-j-1-b - 1	-0.0583	87	1581	ppb	20 Dec 2019 20:34:40
240-124120-j-2-b - 1	-0.0505	125	1582	ppb	20 Dec 2019 20:36:51
240-124120-j-3-b - 1	-0.0568	94	1583	ppb	20 Dec 2019 20:39:03
240-124120-j-4-b - 1	-0.0460	147	1584	ppb	20 Dec 2019 20:41:14
CCV - 1	102.2% 5.1123	25450	1585	ppb	20 Dec 2019 20:43:26
CCB - 1	-0.0766	-3	1586	ppb	20 Dec 2019 20:45:37
240-124120-j-7-b - 1	-0.0403	175	1587	ppb	20 Dec 2019 20:48:02
240-124128-b-2-b - 1	-0.0310	221	1588	ppb	20 Dec 2019 20:50:13
240-124128-b-3-b - 1	0.0092	418	1589	ppb	20 Dec 2019 20:52:24
lb 240-416474/1-c - 1	-0.0497	129	1590	ppb	20 Dec 2019 20:54:36
mb 240-416496/2-a - 1	-0.0505	125	1591	ppb	20 Dec 2019 20:56:49
lcs 240-416496/3-a - 1	5.2008	25884	1592	ppb	20 Dec 2019 20:59:00
240-123932-a-8-i - 1	-0.1327	-278	1593	ppb	20 Dec 2019 21:01:11
240-123932-a-8-j ms - 1	5.5064	27383	1594	ppb	20 Dec 2019 21:03:34
240-123932-a-8-k msd - 1	5.3416	26575	1595	ppb	20 Dec 2019 21:05:45
240-123932-a-6-g - 1	-0.1294	-262	1596	ppb	20 Dec 2019 21:08:12
CCV - 1	103.7% 5.1841	25802	1597	ppb	20 Dec 2019 21:10:36
CCB - 1	-0.0821	-30	1598	ppb	20 Dec 2019 21:12:48
240-123932-a-7-g - 1	-0.0560	98	1599	ppb	20 Dec 2019 21:15:11
240-123932-a-9-g - 1	-0.0505	125	1600	ppb	20 Dec 2019 21:17:22
240-123932-a-10-g - 1	-0.0495	130	1601	ppb	20 Dec 2019 21:19:34
240-123932-a-11-g - 1	-0.0483	136	1602	ppb	20 Dec 2019 21:21:45
240-123932-a-12-i - 1	-0.0475	140	1603	ppb	20 Dec 2019 21:23:56
240-123932-a-13-g - 1	-0.0477	139	1604	ppb	20 Dec 2019 21:26:08
240-123908-a-1-i - 1	-0.0458	148	1605	ppb	20 Dec 2019 21:28:21
240-124024-a-1-d - 1	-0.0489	133	1606	ppb	20 Dec 2019 21:30:32
240-124025-b-1-d - 1	-0.0442	156	1607	ppb	20 Dec 2019 21:32:43
240-124067-a-1-d - 1	-0.0405	174	1608	ppb	20 Dec 2019 21:34:55
CRA - 1	87.5% 0.1749	1231	1609	ppb	20 Dec 2019 21:37:06
CCV - 1	101.5% 5.0738	25261	1610	ppb	20 Dec 2019 21:39:16
CCB - 1	-0.0787	-13	1611	ppb	20 Dec 2019 21:41:28
CCV - 1	103.3% 5.1651	25709	1612	ppb	20 Dec 2019 21:43:53
CCB - 1	-0.0844	-41	1613	ppb	20 Dec 2019 21:46:04

GENERAL CHEMISTRY

COVER PAGE
GENERAL CHEMISTRY

Lab Name: Eurofins TestAmerica, Canton Job Number: 240-124062-1

SDG No.:

Project: MRC Block E Soil Pile Inv

Client Sample ID	Lab Sample ID
E-SB-1796-0-1	240-124062-2
E-SB-DUP-01	240-124062-3
E-SB-1791-0-1	240-124062-4
E-SB-1792-1-2	240-124062-5
WC-S-PILES-121719	240-124062-6

Comments:

COVER PAGE
GENERAL CHEMISTRY

Lab Name: Eurofins TestAmerica, Pittsburgh Job Number: 240-124062-1

SDG No.:

Project: MRC Block E Soil Pile Inv

Client Sample ID	Lab Sample ID
WC-S-PILES-121719	240-124062-6
WC-W-PILES-121719	240-124062-7

Comments:

1B-IN
INORGANIC ANALYSIS DATA SHEET
GENERAL CHEMISTRY

Client Sample ID: WC-S-PILES-121719 Lab Sample ID: 240-124062-6

Lab Name: Eurofins TestAmerica, Pittsburgh Job No.: 240-124062-1

SDG ID.:

Matrix: Solid Date Sampled: 12/17/2019 11:30

Reporting Basis: WET Date Received: 12/18/2019 11:20

CAS No.	Analyte	Result	RL	MDL	Units	C	Q	DIL	Method
	Ignitability	>140			Degrees F			1	EPA 1020B

1B-IN
INORGANIC ANALYSIS DATA SHEET
GENERAL CHEMISTRY

Client Sample ID: WC-W-PILES-121719 Lab Sample ID: 240-124062-7

Lab Name: Eurofins TestAmerica, Pittsburgh Job No.: 240-124062-1

SDG ID.:

Matrix: Water Date Sampled: 12/17/2019 11:45

Reporting Basis: WET Date Received: 12/18/2019 11:20

CAS No.	Analyte	Result	RL	MDL	Units	C	Q	DIL	Method
	Flashpoint	>200	1.00	1.00	Degrees F			1	EPA 1010A

2-IN
CALIBRATION QUALITY CONTROL
GENERAL CHEMISTRY

Lab Name: Eurofins TestAmerica, Pittsburgh Job No.: 240-124062-1

SDG No.:

Analyst: AVS Batch Start Date: 12/24/2019

Reporting Units: Degrees F Analytical Batch No.: 302403

Sample Number	QC Type	Time	Analyte	Result	Spike Amount	(%) Recovery	Limits	Qual	Reagent
7	CCV	06:58	Flashpoint	82.20	81.0	101	96-103		WFlashPSP_00180

Note! Calculations are performed before rounding to avoid round-off errors in calculated results.

FORM II-IN

6-IN
DUPLICATE
GENERAL CHEMISTRY

Lab Name: Eurofins TestAmerica, Pittsburgh Job No.: 240-124062-1

SDG No.:

Matrix: Solid

Method	Client Sample ID	Lab Sample ID	Analyte	Result	Unit	RPD	RPD Limit	Qual
Batch ID: 302402 Date: 12/24/2019 06:56								
EPA 1020B		180-100161-A-1	Ignitability	>140	Degrees F			
EPA 1020B		180-100161-A-1 DU	Ignitability	>140	Degrees F	NC	20	

Calculations are performed before rounding to avoid round-off errors in calculated results.

FORM VI-IN

6-IN
DUPLICATE
GENERAL CHEMISTRY

Lab Name: Eurofins TestAmerica, Pittsburgh Job No.: 240-124062-1

SDG No.:

Matrix: Water

Method	Client Sample ID	Lab Sample ID	Analyte	Result	Unit	RPD	RPD Limit	Qual
Batch ID: 302403 Date: 12/24/2019 06:58								
EPA 1010A		460-199066-D-1	Flashpoint	>200	Degrees F			
EPA 1010A		460-199066-D-1 DU	Flashpoint	>200	Degrees F	NC	10	

Calculations are performed before rounding to avoid round-off errors in calculated results.

FORM VI-IN

7A-IN
LAB CONTROL SAMPLE
GENERAL CHEMISTRY

Lab Name: Eurofins TestAmerica, Pittsburgh Job No.: 240-124062-1

SDG No.:

Matrix: Water

Method	Lab Sample ID	Analyte	Result	C	Unit	Spike Amount	Pct. Rec.	Limits	RPD	RPD Limit	Q
Batch ID: 302403	Date: 12/24/2019 06:58										
						LCS Source: WFlashPSP_00180					
EPA 1010A	LCS 180-302403/1	Flashpoint	82.20		Degrees F	81.0	101	96-103			

Calculations are performed before rounding to avoid round-off errors in calculated results.

FORM VIIA-IN

9-IN
DETECTION LIMITS
GENERAL CHEMISTRY

Lab Name: Eurofins TestAmerica, Canton Job Number: 240-124062-1

SDG Number:

Matrix: Solid Instrument ID: NOEQUIP

Method: Moisture RL Date: 01/28/2010 09:24

Analyte	Wavelength/ Mass	RL (%)	
Percent Moisture		0.1	
Percent Solids		0.1	

9-IN
CALIBRATION BLANK DETECTION LIMITS
GENERAL CHEMISTRY

Lab Name: Eurofins TestAmerica, Canton Job Number: 240-124062-1

SDG Number:

Matrix: Solid Instrument ID: NOEQUIP

Method: Moisture XRL Date: 01/28/2010 09:24

Analyte	Wavelength/ Mass	XRL (mg/L)	
Percent Moisture		10	
Percent Solids		10	

9-IN
CALIBRATION BLANK DETECTION LIMITS
GENERAL CHEMISTRY

Lab Name: Eurofins TestAmerica, Pittsburg Job Number: 240-124062-1

SDG Number:

Matrix: Water Instrument ID: NOEQUIP

Method: EPA 1010A XRL Date: 01/07/2010 13:21

Analyte	Wavelength/ Mass	XRL (Degrees F)	
Flashpoint		1	

9-IN
DETECTION LIMITS
GENERAL CHEMISTRY

Lab Name: Eurofins TestAmerica, Pittsburg Job Number: 240-124062-1

SDG Number:

Matrix: Water Instrument ID: NOEQUIP

Method: EPA 1010A MDL Date: 06/01/2014 00:00

Analyte	Wavelength/ Mass	RL (Degrees F)	MDL (Degrees F)
Flashpoint		1	1

9-IN
CALIBRATION BLANK DETECTION LIMITS
GENERAL CHEMISTRY

Lab Name: Eurofins TestAmerica, Pittsburg Job Number: 240-124062-1

SDG Number:

Matrix: Solid Instrument ID: NOEQUIP

Method: EPA 1020B XRL Date: 01/07/2010 13:21

Analyte	Wavelength/ Mass	XRL (Degrees F)	
Ignitability		1	

9-IN
DETECTION LIMITS
GENERAL CHEMISTRY

Lab Name: Eurofins TestAmerica, Pittsburg Job Number: 240-124062-1

SDG Number:

Matrix: Solid Instrument ID: NOEQUIP

Method: EPA 1020B MDL Date: 06/01/2014 00:00

Analyte	Wavelength/ Mass	RL (Degrees F)	MDL (Degrees F)
Ignitability		1	1

13-IN
ANALYSIS RUN LOG
GENERAL CHEMISTRY

Lab Name: Eurofins TestAmerica, Canton Job No.: 240-124062-1

SDG No.:

Instrument ID: NOEQUIP Analysis Method: Moisture

Start Date: 12/23/2019 12:24 End Date: 12/23/2019 14:57

Lab Sample Id	D/F	Type	Time	Analytes																										
				% Sol	Moist																									
ZZZZZZ			12:24	

13-IN
ANALYSIS RUN LOG
GENERAL CHEMISTRY

Lab Name: Eurofins TestAmerica, Canton Job No.: 240-124062-1

SDG No.:

Instrument ID: NOEQUIP Analysis Method: Moisture

Start Date: 12/23/2019 12:24 End Date: 12/23/2019 14:57

Lab Sample Id	D/F	Type	Time	Analytes																										
				% Sol	Moist																									
ZZZZZZ			12:24	

13-IN
ANALYSIS RUN LOG
GENERAL CHEMISTRY

Lab Name: Eurofins TestAmerica, Canton Job No.: 240-124062-1

SDG No.:

Instrument ID: NOEQUIP Analysis Method: Moisture

Start Date: 12/23/2019 12:24 End Date: 12/23/2019 14:57

Lab Sample Id	D/F	Type	Time	Analytes																										
				% Sol	Moist																									
ZZZZZZ			12:24																											
ZZZZZZ			12:24																											
ZZZZZZ			12:24																											
ZZZZZZ			12:24																											
ZZZZZZ			12:24																											
ZZZZZZ			12:24																											
ZZZZZZ			12:24																											
ZZZZZZ			12:24																											
ZZZZZZ			12:24																											
ZZZZZZ			12:24																											
ZZZZZZ			12:24																											
ZZZZZZ			12:24																											
ZZZZZZ			12:24																											
ZZZZZZ			12:24																											
ZZZZZZ			12:24																											
ZZZZZZ			12:24																											
ZZZZZZ			12:24																											
ZZZZZZ			12:24																											
ZZZZZZ			12:24																											
ZZZZZZ			12:24																											
ZZZZZZ			12:24																											
ZZZZZZ			12:24																											
ZZZZZZ			12:24																											
ZZZZZZ			12:24																											
ZZZZZZ			12:24																											
ZZZZZZ			12:24																											
ZZZZZZ			13:07																											
ZZZZZZ			13:07																											
ZZZZZZ			13:07																											
ZZZZZZ			13:07																											
ZZZZZZ			13:07																											
ZZZZZZ			13:07																											
ZZZZZZ			13:07																											
ZZZZZZ			13:07																											
ZZZZZZ			13:07																											
ZZZZZZ			13:07																											
ZZZZZZ			13:07																											
ZZZZZZ			13:07																											
ZZZZZZ			13:07																											
ZZZZZZ			13:07																											
ZZZZZZ			13:07																											
ZZZZZZ			13:07																											
ZZZZZZ			13:07																											
ZZZZZZ			13:07																											
ZZZZZZ			13:07																											
ZZZZZZ			13:07																											
ZZZZZZ			13:07																											

FORM XIII-IN

13-IN
ANALYSIS RUN LOG
GENERAL CHEMISTRY

Lab Name: Eurofins TestAmerica, Canton Job No.: 240-124062-1

SDG No.:

Instrument ID: NOEQUIP Analysis Method: Moisture

Start Date: 12/23/2019 12:24 End Date: 12/23/2019 14:57

Lab Sample Id	D/F	Type	Time	Analytes																										
				% Sol	Moist																									
ZZZZZZ			13:07																											
ZZZZZZ			13:07																											
ZZZZZZ			13:07																											
ZZZZZZ			13:07																											
ZZZZZZ			13:07																											
ZZZZZZ			13:07																											
ZZZZZZ			13:07																											
ZZZZZZ			13:07																											
ZZZZZZ			13:18																											
ZZZZZZ			13:18																											
ZZZZZZ			13:18																											
ZZZZZZ			13:18																											
ZZZZZZ			13:18																											
ZZZZZZ			13:18																											
ZZZZZZ			13:18																											
ZZZZZZ			13:18																											
ZZZZZZ			13:18																											
ZZZZZZ			13:18																											
ZZZZZZ			13:18																											
ZZZZZZ			13:18																											
ZZZZZZ			13:18																											
ZZZZZZ			13:18																											
ZZZZZZ			13:18																											
ZZZZZZ			13:18																											
ZZZZZZ			13:18																											
ZZZZZZ			13:18																											
ZZZZZZ			13:18																											
ZZZZZZ			13:18																											
ZZZZZZ			13:18																											
ZZZZZZ			13:18																											
ZZZZZZ			13:18																											
ZZZZZZ			13:18																											
ZZZZZZ			13:18																											
ZZZZZZ			13:43																											
ZZZZZZ			13:43																											
ZZZZZZ			13:43																											
ZZZZZZ			13:43																											
ZZZZZZ			13:43																											
ZZZZZZ			13:43																											

FORM XIII-IN

13-IN
ANALYSIS RUN LOG
GENERAL CHEMISTRY

Lab Name: Eurofins TestAmerica, Canton Job No.: 240-124062-1

SDG No.:

Instrument ID: NOEQUIP Analysis Method: Moisture

Start Date: 12/23/2019 12:24 End Date: 12/23/2019 14:57

Lab Sample Id	D/F	Type	Time	Analytes																										
				% Sol	Moist																									
ZZZZZZ			13:43																											
ZZZZZZ			13:43																											
ZZZZZZ			13:43																											
ZZZZZZ			13:43																											
ZZZZZZ			13:43																											
ZZZZZZ			13:43																											
ZZZZZZ			13:43																											
ZZZZZZ			13:43																											
ZZZZZZ			13:43																											
ZZZZZZ			13:43																											
ZZZZZZ			13:43																											
ZZZZZZ			13:43																											
ZZZZZZ			13:43																											
ZZZZZZ			13:43																											
ZZZZZZ			13:43																											
ZZZZZZ			13:43																											
ZZZZZZ			13:43																											
ZZZZZZ			13:43																											
ZZZZZZ			13:43																											
ZZZZZZ			13:43																											
ZZZZZZ			13:43																											
ZZZZZZ			13:43																											
ZZZZZZ			13:43																											
ZZZZZZ			13:43																											
ZZZZZZ			13:43																											
ZZZZZZ			13:57																											
ZZZZZZ			13:57																											
ZZZZZZ			13:57																											
ZZZZZZ			13:57																											
ZZZZZZ			13:57																											
ZZZZZZ			13:57																											
ZZZZZZ			13:57																											
ZZZZZZ			13:57																											
ZZZZZZ			13:57																											
ZZZZZZ			13:57																											
ZZZZZZ			13:57																											
ZZZZZZ			13:57																											
ZZZZZZ			13:57																											
ZZZZZZ			13:57																											
ZZZZZZ			13:57																											
ZZZZZZ			13:57																											
ZZZZZZ			13:57																											
ZZZZZZ			13:57																											
ZZZZZZ			13:57																											
ZZZZZZ			13:57																											
ZZZZZZ			13:57																											

FORM XIII-IN

13-IN
ANALYSIS RUN LOG
GENERAL CHEMISTRY

Lab Name: Eurofins TestAmerica, Canton Job No.: 240-124062-1

SDG No.:

Instrument ID: NOEQUIP Analysis Method: Moisture

Start Date: 12/23/2019 12:24 End Date: 12/23/2019 14:57

Lab Sample Id	D/F	Type	Time	Analytes																										
				% Sol	Moist																									
ZZZZZZ			13:57																											
ZZZZZZ			13:57																											
ZZZZZZ			13:57																											
ZZZZZZ			13:57																											
ZZZZZZ			13:57																											
ZZZZZZ			14:45																											
ZZZZZZ			14:45																											
ZZZZZZ			14:45																											
ZZZZZZ			14:45																											
ZZZZZZ			14:45																											
ZZZZZZ			14:45																											
ZZZZZZ			14:45																											
ZZZZZZ			14:45																											
ZZZZZZ			14:45																											
ZZZZZZ			14:45																											
ZZZZZZ			14:45																											
ZZZZZZ			14:45																											
ZZZZZZ			14:45																											
ZZZZZZ			14:45																											
ZZZZZZ			14:45																											
ZZZZZZ			14:45																											
ZZZZZZ			14:45																											
ZZZZZZ			14:45																											
ZZZZZZ			14:45																											
ZZZZZZ			14:45																											
ZZZZZZ			14:45																											
ZZZZZZ			14:45																											
ZZZZZZ			14:45																											
ZZZZZZ			14:45																											
ZZZZZZ			14:45																											
ZZZZZZ			14:45																											
ZZZZZZ			14:45																											
ZZZZZZ			14:45																											
ZZZZZZ			14:45																											
ZZZZZZ			14:45																											
ZZZZZZ			14:45																											
ZZZZZZ			14:57																											
ZZZZZZ			14:57																											
ZZZZZZ			14:57																											
ZZZZZZ			14:57																											
ZZZZZZ			14:57																											
ZZZZZZ			14:57																											
240-124062-2 DU	1	T	14:57	X	X																									
240-124062-2	1	T	14:57	X	X																									
240-124062-3	1	T	14:57	X	X																									

FORM XIII-IN

13-IN
ANALYSIS RUN LOG
GENERAL CHEMISTRY

Lab Name: Eurofins TestAmerica, Canton Job No.: 240-124062-1

SDG No.:

Instrument ID: NOEQUIP Analysis Method: Moisture

Start Date: 12/23/2019 12:24 End Date: 12/23/2019 14:57

Lab Sample Id	D/F	Type	Time	Analytes																									
				% Sol	Moist																								
240-124062-4	1	T	14:57	X	X																								
240-124062-5	1	T	14:57	X	X																								
240-124062-6	1	T	14:57	X	X																								
ZZZZZZ			14:57																										
ZZZZZZ			14:57																										
ZZZZZZ			14:57																										
ZZZZZZ			14:57																										
ZZZZZZ			14:57																										
ZZZZZZ			14:57																										
ZZZZZZ			14:57																										
ZZZZZZ			14:57																										
ZZZZZZ			14:57																										
ZZZZZZ			14:57																										
ZZZZZZ			14:57																										
ZZZZZZ			14:57																										
ZZZZZZ			14:57																										

Prep Types:
T = Total/NA

FORM XIII-IN

13-IN
ANALYSIS RUN LOG
GENERAL CHEMISTRY

Lab Name: Eurofins TestAmerica, Pittsburgh Job No.: 240-124062-1

SDG No.:

Instrument ID: NOEQUIP Analysis Method: EPA 1010A

Start Date: 12/24/2019 06:58 End Date: 12/24/2019 06:58

Lab Sample Id	D/F	Type	Time	Analytes																								
				FP																								
LCS 180-302403/1	1	T	06:58	X																								
ZZZZZZ			06:58																									
460-199066-D-1 DU	1	T	06:58	X																								
ZZZZZZ			06:58																									
ZZZZZZ			06:58																									
240-124062-7	1	T	06:58	X																								
CCV 180-302403/7	1		06:58	X																								

Prep Types:
T = Total/NA

FORM XIII-IN

13-IN
ANALYSIS RUN LOG
GENERAL CHEMISTRY

Lab Name: Eurofins TestAmerica, Pittsburgh Job No.: 240-124062-1

SDG No.:

Instrument ID: NOEQUIP Analysis Method: EPA 1020B

Start Date: 12/24/2019 06:56 End Date: 12/24/2019 06:56

Lab Sample Id	D/F	Type	Time	Analytes																									
				Ign																									
ZZZZZZ			06:56																										
180-100161-A-1 DU	1	T	06:56	X																									
ZZZZZZ			06:56																										
ZZZZZZ			06:56																										
ZZZZZZ			06:56																										
ZZZZZZ			06:56																										
ZZZZZZ			06:56																										
ZZZZZZ			06:56																										
ZZZZZZ			06:56																										
ZZZZZZ			06:56																										
ZZZZZZ			06:56																										
ZZZZZZ			06:56																										
ZZZZZZ			06:56																										
ZZZZZZ			06:56																										
ZZZZZZ			06:56																										
ZZZZZZ			06:56																										
ZZZZZZ			06:56																										
240-124062-6	1	T	06:56	X																									

Prep Types:
T = Total/NA

FORM XIII-IN

GENERAL CHEMISTRY BATCH WORKSHEET

Lab Name: Eurofins TestAmerica, Canton Job No.: 240-124062-1

SDG No.:

Batch Number: 416933 Batch Start Date: 12/23/19 12:24 Batch Analyst: Crowley, Alyssa G

Batch Method: Moisture Batch End Date: 12/24/19 14:23

Lab Sample ID	Client Sample ID	Method Chain	Basis	DishWeight	SampleMassWet	SampleMassDry			
240-124062-A-2 DU	E-SB-1796-0-1	Moisture	T	4.3251 g	13.7834 g	12.1387 g			
240-124062-A-2	E-SB-1796-0-1	Moisture	T	4.3251 g	11.4025 g	10.1349 g			
240-124062-A-3	E-SB-DUP-01	Moisture	T	4.3251 g	22.3936 g	19.6798 g			
240-124062-A-4	E-SB-1791-0-1	Moisture	T	4.3251 g	23.7533 g	20.9165 g			
240-124062-A-5	E-SB-1792-1-2	Moisture	T	4.3251 g	25.1361 g	22.7071 g			
240-124062-A-6	WC-S-PILES-121719	Moisture	T	4.3251 g	20.3970 g	17.6057 g			

Batch Notes	
Balance ID	B47
Date samples were placed in the oven	12/23/2019
Oven Temp In	102.8 Degrees C
Time samples were place in the oven	15:39
Date samples were removed from oven	12/24/2019
Oven Temp Out	103 Degrees C
Time Samples were removed from oven	04:44
Oven ID	002
Thermometer ID	Tempguard Box0C #6

Basis	Basis Description
T	Total/NA

The pound sign (#) in the amount added field denotes that the reagent was used undiluted. All calculations are performed using the stated concentration for this reagent.

GENERAL CHEMISTRY BATCH WORKSHEET

Lab Name: Eurofins TestAmerica, Pittsbur Job No.: 240-124062-1

SDG No.:

Batch Number: 302403 Batch Start Date: 12/24/19 06:58 Batch Analyst: Smith, Abbey V

Batch Method: EPA 1010A Batch End Date:

Lab Sample ID	Client Sample ID	Method Chain	Basis	InitialAmount	FinalAmount	StirRate	ObsFlash	WFlashPSP 00180	
LCS 180-302403/1		EPA 1010A		70 mL	70 mL	120 rpm	80.9 Degrees F	70 mL	
460-199066-D-1 DU		EPA 1010A	T	70 mL	70 mL	120 rpm	>200 Degrees F		
240-124062-D-7	WC-W-PILES-121719	EPA 1010A	T	70 mL	70 mL	120 rpm	>200 Degrees F		
CCV 180-302403/7		EPA 1010A		70 mL	70 mL	120 rpm	80.9 Degrees F	70 mL	

Batch Notes	
Barometric Pressure - Corrected	97.5 mmHg
Equipment ID	PMA-5 SN: 60041593
Barometric Pressure - Uncorrected	97.5 mmHg

Basis	Basis Description
T	Total/NA

The pound sign (#) in the amount added field denotes that the reagent was used undiluted. All calculations are performed using the stated concentration for this reagent.

GENERAL CHEMISTRY BATCH WORKSHEET

Lab Name: Eurofins TestAmerica, Pittsbur Job No.: 240-124062-1

SDG No.:

Batch Number: 302402 Batch Start Date: 12/24/19 06:56 Batch Analyst: Smith, Abbey V

Batch Method: EPA 1020B Batch End Date:

Lab Sample ID	Client Sample ID	Method Chain	Basis	FinalAmount	ObsFlash				
180-100161-A-1 DU		EPA 1020B	T	1 g	>140 Degrees F				
240-124062-E-6	WC-S-PILES-121719	EPA 1020B	T	1 g	>140 Degrees F				

Batch Notes	
Barometer ID	161018587
Barometric Pressure - Corrected	28.99 inHg
Barometric Pressure Correction Factor	0.0 Degrees F
Equipment ID	setaflash rapid tester
Thermometer Correction	0.0 Degrees F
Thermometer ID	seta-1
Barometric Pressure - Uncorrected	28.99 inHg
Uncorrected Temperature	140 Degrees F

Basis	Basis Description
T	Total/NA

The pound sign (#) in the amount added field denotes that the reagent was used undiluted. All calculations are performed using the stated concentration for this reagent.

1010A batch 302403 Abby V. Smith 12.24.19

ANTON PAAR

PMA 5-Version 1.19.2 B2 Device No. 60041593 Date: 2019-12-24

OPERATOR default

SAMPLE NAME	PROG NAME	EFP C|F	SAMPLE C|F	FP STAT	FPc C|F	FPcrd C|F	BAP kPa	GRADIEN C|F/min	IGN STAT	STOP STAT	TIME HH:MM	TEMP UNIT	START HH:MM	STOP HH:MM	DATE	OPERATOR NAME
LCS	#PROGRAM A	121	80.9	FP	82.2	82.2	98.5	0	E	Flash point	8:09	°F	8:08	8:09	12/24/2019	AVS
460-199066-D-1	#PROGRAM A	121	201.1	NoFP	----	----	98.6	9.8	E	OverflowRelative	8:25	°F	8:11	8:25	12/24/2019	AVS
460-199066-D-1 DU	#PROGRAM A	121	201.1	NoFP	----	----	98.5	0	E	OverflowRelative	8:27	°F	8:25	8:27	12/24/2019	AVS
180-100329-A-1	#PROGRAM A	121	201.1	NoFP	----	----	98.5	11.2	E	OverflowRelative	8:39	°F	8:28	8:39	12/24/2019	AVS
240-124197-C-1	#PROGRAM A	121	148.9	FP	150.1	150.1	98.6	13.1	E	Flash point	8:48	°F	8:43	8:48	12/24/2019	AVS
240-124062-D-7	#PROGRAM A	121	201.1	NoFP	----	----	98.5	8.5	E	OverflowRelative	9:02	°F	8:49	9:02	12/24/2019	AVS
CCV	#PROGRAM A	179	80.9	No	82.2	82.2	98.6	0	E	Flash point	9:04	°F	9:03	9:04	12/24/2019	AVS

Subcontract Data

Shipping and Receiving Documents

4.6 | 5.3

North Canton
4101 Shuffel Street, N. W.

North Canton, OH 44720
phone 330.497.9396 fax 330.497.0772

Baltimore
#201

Chain of Custody Record

TestAmerica
THE LEADER IN ENVIRONMENTAL TESTING

TestAmerica Laboratories, Inc.

Client Contact	Project Manager: Mike Martin	Site Contact: Josh Mullis	Date: 12/17/19	COC No:
Tetra Tech	Tel/Fax: 301-528-3022	Lab Contact: John McFadden	Carrier: Fedex	1 of 1 COCs
20251 Century Blvd, Suite 200	**Analysis Turnaround Time**			Job No.
Germantown, MD 20874	Calendar (C) or Work Days (W) ____			
(301) 528-3021 Phone	TAT if different from Below: STANDARD			SDG No.
(301) 528-3000 FAX	☐ 2 weeks			
Project Name: MRC Block E Soil Pile Inv	☐ 1 week			
Site: Middle River Complex	☐ 2 days			Sampler: J. Mullis
Project # 112IC08881	☐ 1 day			

Sample Identification	Sample Date	Sample Time	Sample Type	Matrix	# of Cont.	Filtered Sample	VOCs (8260C)	TCLP Metals	PCBs	Ignitability	Specific Notes:
TB-121719	12/17/19	0000	GW	Water	2		X				
E-58-1796-0-1		0915	GRAB	SOIL	1		X				
E-58-DUP-01		0000	"	"	1		X				
E-58-1791-0-1		1050			1		X				
E-58-1792-1-2		1100			1		X				
WC-S-PILES-121719		1130		↓	3		X	X	X	X	
WC-W-PILES-121719	↓	1145	↓	water	7		X	X	X	X	* 3 out of 4 ambers filled due to sample depleting decon water generated; not enough water for sample.
			12/17/19								

240-124062 Chain of Custody

Page 2253 of 2254

Preservation Used: 1= Ice, 2= HCl; 3= H2SO4; 4=HNO3; 5=NaOH; 6= Other _____ 2/1

Possible Hazard Identification
☑ Non-Hazard ☐ Flammable ☐ Irritant Poison B ☐ Unknown ☐

Sample Disposal (A fee may be assessed if samples are retained longer than 1 month)
☐ Return To Client ☑ Disposal By Lab ☐ Archive For _____ Months

Special Instructions/QC Requirements & Comments: Block E soil pile VOC investigation, ALSO WASTE CHARACTERIZATION FOR SOIL AND DECON WATER.

Relinquished by:	Company:	Date/Time:	Received by:	Company:	Date/Time:
	Tetra Tech Inc	12/17/19 1320		ETA	12/17/19 1320
Relinquished by:	Company:	Date/Time:	Received by:	Company:	Date/Time:
	ETA	12/17/19 1700		ETA	12/18/19 11:20
Relinquished by:	Company:	Date/Time:	Received by:	Company:	Date/Time:

Form No. CA-C-WI-002, Rev. 2, dated 03/06/2012

Eurofins TestAmerica Canton Sample Receipt Form/Narrative
Canton Facility

Login # : 124062

Client Tetra Tech Site Name

Cooler Received on 12/18/19 Opened on 12/18/19

Cooler unpacked by: Gil Brown

FedEx: 1st Grd (Exp) UPS FAS Clipper Client Drop Off TestAmerica Courier Other

Receipt After-hours: Drop-off Date/Time Storage Location

TestAmerica Cooler # 274 Foam Box Client Cooler Box Other

Packing material used: (Bubble Wrap) (Foam) (Plastic Bag) None Other

COOLANT: (Wet Ice) Blue Ice Dry Ice Water None

1. Cooler temperature upon receipt ☐ See Multiple Cooler Form
   IR GUN# IR-10 (CF +0.7 °C) Observed Cooler Temp. 4.6 °C Corrected Cooler Temp. 5.3 °C
   IR GUN #IR-11 (CF +0.9°C) Observed Cooler Temp. ____ °C Corrected Cooler Temp. ____ °C
2. Were tamper/custody seals on the outside of the cooler(s)? If Yes Quantity 1 (Yes) No
   -Were the seals on the outside of the cooler(s) signed & dated? (Yes) No NA
   -Were tamper/custody seals on the bottle(s) or bottle kits (LLHg/MeHg)? Yes (No)
   -Were tamper/custody seals intact and uncompromised? (Yes) No NA
3. Shippers' packing slip attached to the cooler(s)? (Yes) No
4. Did custody papers accompany the sample(s)? (Yes) No
5. Were the custody papers relinquished & signed in the appropriate place? (Yes) No
6. Was/were the person(s) who collected the samples clearly identified on the COC? (Yes) No
7. Did all bottles arrive in good condition (Unbroken)? (Yes) No
8. Could all bottle labels be reconciled with the COC? (Yes) No
9. Were correct bottle(s) used for the test(s) indicated? (Yes) No
10. Sufficient quantity received to perform indicated analyses? (Yes) No
11. Are these work share samples? Yes (No)
    If yes, Questions 12-16 have been checked at the originating laboratory.
12. Were all preserved sample(s) at the correct pH upon receipt? Yes No (NA) pH Strip Lot# **HC995364**
13. Were VOAs on the COC? (Yes) (No)
14. Were air bubbles >6 mm in any VOA vials? ● ⬅ Larger than this. Yes No (NA)
15. Was a VOA trip blank present in the cooler(s)? Trip Blank Lot #0125601D (Yes) (No)
16. Was a LL Hg or Me Hg trip blank present? ____ Yes No

Tests that are not checked for pH by Receiving:
VOAs
Oil and Grease
TOC

Contacted PM ____ Date ____ by ____ via Verbal Voice Mail Other

Concerning ____

17. CHAIN OF CUSTODY & SAMPLE DISCREPANCIES

Samples processed by: AG

18. SAMPLE CONDITION

Sample(s) ____ were received after the recommended holding time had expired.
Sample(s) ____ were received in a broken container.
Sample(s) ____ were received with bubble >6 mm in diameter. (Notify PM)

19. SAMPLE PRESERVATION

Sample(s) ____ were further preserved in the laboratory.
Time preserved: ____ Preservative(s) added/Lot number(s): ____

VOA Sample Preservation - Date/Time VOAs Frozen: ____

eurofins | Environment Testing TestAmerica

ANALYTICAL REPORT

Job Number: 240-123986-1

Job Description: MRC Block E Soil Pile Inv

For:
Tetra Tech, Inc.
20251 Century Blvd
Suite 200
Germantown, MD 20874

Attention: Mike Martin



Approved for release.
John McFadden
Project Manager I
12/31/2019 4:17 PM

John McFadden, Project Manager I
4101 Shuffel Street NW, North Canton, OH, 44720
(330)497-9396
john.mcfadden@testamericainc.com
12/31/2019

cc: Tony Apanavage
Samantha Brenner
Kelly Carper

The test results in this report meet all NELAP requirements for parameters for which accreditation is required or available. Any exceptions to the NELAP requirements are noted in this report. Pursuant to NELAP, this report may not be reproduced, except in full, without the written approval of the laboratory. This report is confidential and is intended for the sole use of TestAmerica and its client. All questions regarding this report should be directed to the TestAmerica Project Manager who has signed this report.

The test results in this report relate only to the samples as received by the laboratory and will meet all requirements of the methodology, with any exceptions noted. This report shall not be reproduced except in full, without the express written approval of the laboratory. All questions should be directed to the Eurofins TestAmerica Project Manager.

This report has been electronically signed and authorized by the signatory. Electronic signature is intended to be the legally binding equivalent of a traditionally handwritten signature.

Table of Contents

Cover Title Page 1

Data Summaries 4

Definitions 4

Case Narrative 5

Detection Summary 7

Client Sample Results 8

Default Detection Limits 21

Surrogate Summary 24

QC Sample Results 25

QC Association 39

Chronicle 40

Certification Summary 42

Method Summary 43

Sample Summary 44

Manual Integration Summary 45

Reagent Traceability 56

COAs 92

Organic Sample Data 171

GC/MS VOA 171

Method 8260B 171

Method 8260B QC Summary 172

Method 8260B Sample Data 208

Standards Data 286

Method 8260B ICAL Data 286

Method 8260B CCAL Data 542

Raw QC Data 611

Table of Contents

Method 8260B Tune Data 611

Method 8260B Blank Data 647

Method 8260B LCS/LCSD Data 685

Method 8260B MS/MSD Data 719

Method 8260B Run Logs 760

Method 8260B Prep Data 769

Inorganic Sample Data 781

General Chemistry Data 781

Gen Chem Cover Page 782

Gen Chem MDL 783

Gen Chem Analysis Run Log 785

Gen Chem Prep Data 791

Shipping and Receiving Documents 792

Client Chain of Custody 793

Definitions/Glossary

Client: Tetra Tech, Inc. Job ID: 240-123986-1
Project/Site: MRC Block E Soil Pile Inv

Qualifiers

GC/MS VOA

Qualifier	Qualifier Description
F1	MS and/or MSD Recovery is outside acceptance limits.
J	Result is less than the RL but greater than or equal to the MDL and the concentration is an approximate value.
U	Indicates the analyte was analyzed for but not detected.

Glossary

Abbreviation	These commonly used abbreviations may or may not be present in this report.
¤	Listed under the "D" column to designate that the result is reported on a dry weight basis
%R	Percent Recovery
CFL	Contains Free Liquid
CNF	Contains No Free Liquid
DER	Duplicate Error Ratio (normalized absolute difference)
Dil Fac	Dilution Factor
DL	Detection Limit (DoD/DOE)
DL, RA, RE, IN	Indicates a Dilution, Re-analysis, Re-extraction, or additional Initial metals/anion analysis of the sample
DLC	Decision Level Concentration (Radiochemistry)
EDL	Estimated Detection Limit (Dioxin)
LOD	Limit of Detection (DoD/DOE)
LOQ	Limit of Quantitation (DoD/DOE)
MDA	Minimum Detectable Activity (Radiochemistry)
MDC	Minimum Detectable Concentration (Radiochemistry)
MDL	Method Detection Limit
ML	Minimum Level (Dioxin)
NC	Not Calculated
ND	Not Detected at the reporting limit (or MDL or EDL if shown)
PQL	Practical Quantitation Limit
QC	Quality Control
RER	Relative Error Ratio (Radiochemistry)
RL	Reporting Limit or Requested Limit (Radiochemistry)
RPD	Relative Percent Difference, a measure of the relative difference between two points
TEF	Toxicity Equivalent Factor (Dioxin)
TEQ	Toxicity Equivalent Quotient (Dioxin)

CASE NARRATIVE

Client: Tetra Tech, Inc.

Project: MRC Block E Soil Pile Inv

Report Number: 240-123986-1

With the exceptions noted as flags or footnotes, standard analytical protocols were followed in the analysis of the samples and no problems were encountered or anomalies observed. In addition all laboratory quality control samples were within established control limits, with any exceptions noted below. Each sample was analyzed to achieve the lowest possible reporting limit within the constraints of the method. In some cases, due to interference or analytes present at high concentrations, samples were diluted. For diluted samples, the reporting limits are adjusted relative to the dilution required.

Calculations are performed before rounding to avoid round-off errors in calculated results.

All holding times were met and proper preservation noted for the methods performed on these samples, unless otherwise detailed in the individual sections below.

Eurofins TestAmerica utilizes USEPA approved methods, where applicable, in all analytical work. The samples presented in this report were analyzed for the parameter(s) listed on the analytical methods summary page in accordance with the method(s) indicated and were analyzed in accordance with Ohio Voluntary Action Program protocols, where applicable. The following requested analytes, parameter groups or methods analyzed and contained in this report are not certified by the laboratory:

Eurofins TestAmerica, Canton attests to the validity of the laboratory data generated by Eurofins TestAmerica facilities reported herein. All analyses performed by Eurofins TestAmerica facilities were done using established laboratory SOPs that incorporate QA/QC procedures described in the applicable methods. Eurofins TestAmerica's operations groups have reviewed the data for compliance with the laboratory QA/QC plan, and data have been found to be compliant with laboratory protocols unless otherwise noted below.

All solid sample results are reported on an "as received" basis unless otherwise indicated by the presence of a % solids value in the method header.

This laboratory report is confidential and is intended for the sole use of Eurofins TestAmerica and its client.

RECEIPT

The samples were received on 12/17/2019 2:20 PM; the samples arrived in good condition, properly preserved and, where required, on ice. The temperature of the cooler at receipt was 2.2º C.

VOLATILE ORGANIC COMPOUNDS (GCMS)

Samples E-SB-1798-6-8 (240-123986-2), E-SB-1799-2-4 (240-123986-3), E-SB-1795-2-3 (240-123986-4), E-SB-1793-12-14 (240-123986-5), E-SB-1794-12-14 (240-123986-6) and E-SB-1797-8-10 (240-123986-7) were analyzed for volatile organic compounds (GCMS) in accordance with EPA SW-846 Method 8260B. The samples were prepared on 12/26/2019 and 12/28/2019 and analyzed on 12/27/2019 and 12/28/2019.

Vinyl acetate failed the recovery criteria low for the MS of sample E-SB-1795-2-3MS (240-123986-4) in batch 240-417294.

Vinyl acetate failed the recovery criteria low for the MSD of sample E-SB-1795-2-3MSD (240-123986-4) in batch 240-417294.

1,2,4-Trichlorobenzene was detected in method blank MB 240-417546/7 at a level that was above the method detection limit but below the reporting limit. The value should be considered an estimate, and has been flagged. If the associated sample reported a result above the MDL and/or RL, the result has been flagged. E-SB-1793-12-14 (240-123986-5), E-SB-1794-12-14 (240-123986-6) and E-SB-1797-8-10 (240-123986-7)

No additional analytical or quality issues were noted, other than those described above or in the Definitions/Glossary page.

VOLATILE ORGANIC COMPOUNDS (GCMS)

Sample TB-121619 (240-123986-1) was analyzed for volatile organic compounds (GCMS) in accordance with EPA SW-846 Method 8260B. The samples were analyzed on 12/26/2019.

1,2,4-Trichlorobenzene, 1,4-Dichlorobenzene, Naphthalene and Styrene were detected in method blank MB 240-417275/6 at levels that were above the method detection limit but below the reporting limit. The values should be considered estimates, and have been flagged. If the associated sample reported a result above the MDL and/or RL, the result has been flagged. TB-121619 (240-123986-1)

No additional analytical or quality issues were noted, other than those described above or in the Definitions/Glossary page.

PERCENT SOLIDS

Samples E-SB-1798-6-8 (240-123986-2), E-SB-1799-2-4 (240-123986-3), E-SB-1795-2-3 (240-123986-4), E-SB-1793-12-14 (240-123986-5), E-SB-1794-12-14 (240-123986-6) and E-SB-1797-8-10 (240-123986-7) were analyzed for percent solids in accordance with ASTM Method D2216-80. The samples were analyzed on 12/18/2019.

No analytical or quality issues were noted, other than those described above or in the Definitions/Glossary page.

Detection Summary

Client: Tetra Tech, Inc.
Job ID: 240-123986-1
Project/Site: MRC Block E Soil Pile Inv

Client Sample ID: TB-121619
Lab Sample ID: 240-123986-1

No Detections.

Client Sample ID: E-SB-1798-6-8
Lab Sample ID: 240-123986-2

No Detections.

Client Sample ID: E-SB-1799-2-4
Lab Sample ID: 240-123986-3

No Detections.

Client Sample ID: E-SB-1795-2-3
Lab Sample ID: 240-123986-4

No Detections.

Client Sample ID: E-SB-1793-12-14
Lab Sample ID: 240-123986-5

Analyte	Result	Qualifier	RL	MDL	Unit	Dil Fac	D	Method	Prep Type
Acetone	39		30	25	ug/Kg	1	☼	8260B	Total/NA

Client Sample ID: E-SB-1794-12-14
Lab Sample ID: 240-123986-6

Analyte	Result	Qualifier	RL	MDL	Unit	Dil Fac	D	Method	Prep Type
Acetone	30		28	24	ug/Kg	1	☼	8260B	Total/NA

Client Sample ID: E-SB-1797-8-10
Lab Sample ID: 240-123986-7

Analyte	Result	Qualifier	RL	MDL	Unit	Dil Fac	D	Method	Prep Type
Acetone	57		31	26	ug/Kg	1	☼	8260B	Total/NA

This Detection Summary does not include radiochemical test results.

Client Sample ID: TB-121619 Lab Sample ID: 240-123986-1

Date Collected: 12/16/19 00:00 **Matrix: Water**
Date Received: 12/17/19 14:20

Method: 8260B - Volatile Organic Compounds (GC/MS)

Analyte	Result	Qualifier	RL	MDL	Unit	D	Prepared	Analyzed	Dil Fac
Acetone	5.4	U	10	5.4	ug/L			12/26/19 22:57	1
1,1,1,2-Tetrachloroethane	0.14	U	1.0	0.14	ug/L			12/26/19 22:57	1
Benzene	0.13	U	1.0	0.13	ug/L			12/26/19 22:57	1
Bromodichloromethane	0.17	U	1.0	0.17	ug/L			12/26/19 22:57	1
Bromoform	0.76	U	1.0	0.76	ug/L			12/26/19 22:57	1
Bromomethane	0.42	U	1.0	0.42	ug/L			12/26/19 22:57	1
2-Butanone (MEK)	1.2	U	10	1.2	ug/L			12/26/19 22:57	1
Carbon disulfide	0.28	U	1.0	0.28	ug/L			12/26/19 22:57	1
Carbon tetrachloride	0.26	U	1.0	0.26	ug/L			12/26/19 22:57	1
Chlorobenzene	0.14	U	1.0	0.14	ug/L			12/26/19 22:57	1
Chloroethane	0.83	U	1.0	0.83	ug/L			12/26/19 22:57	1
Chloroform	0.13	U	1.0	0.13	ug/L			12/26/19 22:57	1
1,1-Dichloropropene	0.14	U	1.0	0.14	ug/L			12/26/19 22:57	1
Chloromethane	0.20	U	1.0	0.20	ug/L			12/26/19 22:57	1
1,1-Dichloroethane	0.17	U	1.0	0.17	ug/L			12/26/19 22:57	1
1,2,3-Trichlorobenzene	0.54	U	1.0	0.54	ug/L			12/26/19 22:57	1
1,2,3-Trichloropropane	0.24	U	1.0	0.24	ug/L			12/26/19 22:57	1
1,2-Dichloroethane	0.21	U	1.0	0.21	ug/L			12/26/19 22:57	1
1,1-Dichloroethene	0.19	U	1.0	0.19	ug/L			12/26/19 22:57	1
1,2,3-Trimethylbenzene	0.14	U	5.0	0.14	ug/L			12/26/19 22:57	1
1,2-Dichloropropane	0.15	U	1.0	0.15	ug/L			12/26/19 22:57	1
1,2,4-Trimethylbenzene	0.070	U	1.0	0.070	ug/L			12/26/19 22:57	1
cis-1,3-Dichloropropene	0.61	U	1.0	0.61	ug/L			12/26/19 22:57	1
trans-1,3-Dichloropropene	0.67	U	1.0	0.67	ug/L			12/26/19 22:57	1
Ethylbenzene	0.11	U	1.0	0.11	ug/L			12/26/19 22:57	1
2-Hexanone	0.54	U	10	0.54	ug/L			12/26/19 22:57	1
Methylene Chloride	2.6	U	5.0	2.6	ug/L			12/26/19 22:57	1
4-Methyl-2-pentanone (MIBK)	0.42	U	10	0.42	ug/L			12/26/19 22:57	1
Styrene	0.10	U	1.0	0.10	ug/L			12/26/19 22:57	1
1,1,2,2-Tetrachloroethane	0.13	U	1.0	0.13	ug/L			12/26/19 22:57	1
Tetrachloroethene	0.15	U	1.0	0.15	ug/L			12/26/19 22:57	1
Toluene	0.14	U	1.0	0.14	ug/L			12/26/19 22:57	1
Trichloroethene	0.10	U	1.0	0.10	ug/L			12/26/19 22:57	1
Vinyl chloride	0.20	U	1.0	0.20	ug/L			12/26/19 22:57	1
Xylenes, Total	0.15	U	2.0	0.15	ug/L			12/26/19 22:57	1
1,1,1-Trichloroethane	0.24	U	1.0	0.24	ug/L			12/26/19 22:57	1
1,3-Dichloropropane	0.21	U	1.0	0.21	ug/L			12/26/19 22:57	1
1,2-Dibromo-3-Chloropropane	0.91	U	2.0	0.91	ug/L			12/26/19 22:57	1
1,2-Dibromoethane	0.12	U	1.0	0.12	ug/L			12/26/19 22:57	1
Dichlorodifluoromethane	0.35	U	1.0	0.35	ug/L			12/26/19 22:57	1
cis-1,2-Dichloroethene	0.16	U	1.0	0.16	ug/L			12/26/19 22:57	1
trans-1,2-Dichloroethene	0.19	U	1.0	0.19	ug/L			12/26/19 22:57	1
Isopropylbenzene	0.090	U	1.0	0.090	ug/L			12/26/19 22:57	1
Methyl tert-butyl ether	0.070	U	1.0	0.070	ug/L			12/26/19 22:57	1
1,1,2-Trichlorotrifluoroethane	0.41	U	1.0	0.41	ug/L			12/26/19 22:57	1
1,2,4-Trichlorobenzene	0.26	U	1.0	0.26	ug/L			12/26/19 22:57	1
2,2-Dichloropropane	0.31	U	1.0	0.31	ug/L			12/26/19 22:57	1
1,2-Dichlorobenzene	0.15	U	1.0	0.15	ug/L			12/26/19 22:57	1
1,3-Dichlorobenzene	0.15	U	1.0	0.15	ug/L			12/26/19 22:57	1

Client Sample ID: TB-121619 — Lab Sample ID: 240-123986-1

Date Collected: 12/16/19 00:00 — **Matrix: Water**
Date Received: 12/17/19 14:20

Method: 8260B - Volatile Organic Compounds (GC/MS) (Continued)

Analyte	Result	Qualifier	RL	MDL	Unit	D	Prepared	Analyzed	Dil Fac
1,4-Dichlorobenzene	0.16	U	1.0	0.16	ug/L			12/26/19 22:57	1
2-Chloroethyl vinyl ether	0.26	U	10	0.26	ug/L			12/26/19 22:57	1
Trichlorofluoromethane	0.45	U	1.0	0.45	ug/L			12/26/19 22:57	1
2-Chlorotoluene	0.15	U	1.0	0.15	ug/L			12/26/19 22:57	1
Chlorodibromomethane	0.39	U	1.0	0.39	ug/L			12/26/19 22:57	1
Bromobenzene	0.12	U	1.0	0.12	ug/L			12/26/19 22:57	1
Bromochloromethane	0.14	U	1.0	0.14	ug/L			12/26/19 22:57	1
4-Chlorotoluene	0.090	U	1.0	0.090	ug/L			12/26/19 22:57	1
4-Isopropyltoluene	0.13	U	1.0	0.13	ug/L			12/26/19 22:57	1
Hexachlorobutadiene	0.83	U	1.0	0.83	ug/L			12/26/19 22:57	1
Dibromomethane	0.090	U	1.0	0.090	ug/L			12/26/19 22:57	1
Diisopropyl ether	0.17	U	10	0.17	ug/L			12/26/19 22:57	1
Naphthalene	0.32	U	1.0	0.32	ug/L			12/26/19 22:57	1
n-Butylbenzene	0.14	U	1.0	0.14	ug/L			12/26/19 22:57	1
N-Propylbenzene	0.15	U	1.0	0.15	ug/L			12/26/19 22:57	1
sec-Butylbenzene	0.13	U	1.0	0.13	ug/L			12/26/19 22:57	1
Tert-amyl methyl ether	0.11	U	5.0	0.11	ug/L			12/26/19 22:57	1
Ethyl tert-butyl ether	0.15	U	5.0	0.15	ug/L			12/26/19 22:57	1
tert-Butylbenzene	0.14	U	1.0	0.14	ug/L			12/26/19 22:57	1
Vinyl acetate	0.19	U	2.0	0.19	ug/L			12/26/19 22:57	1
tert-Butyl alcohol	1.7	U	40	1.7	ug/L			12/26/19 22:57	1

Surrogate	*%Recovery*	*Qualifier*	*Limits*	*Prepared*	*Analyzed*	*Dil Fac*
1,2-Dichloroethane-d4 (Surr)	*88*		*75 - 130*		*12/26/19 22:57*	*1*
4-Bromofluorobenzene (Surr)	*90*		*47 - 134*		*12/26/19 22:57*	*1*
Toluene-d8 (Surr)	*106*		*69 - 122*		*12/26/19 22:57*	*1*
Dibromofluoromethane (Surr)	*92*		*78 - 129*		*12/26/19 22:57*	*1*

Client Sample ID: E-SB-1798-6-8 — Lab Sample ID: 240-123986-2

Date Collected: 12/16/19 13:45 — **Matrix: Solid**
Date Received: 12/17/19 14:20

General Chemistry

Analyte	Result	Qualifier	RL	MDL	Unit	D	Prepared	Analyzed	Dil Fac
Percent Solids	**84.5**		0.1	0.1	%			12/18/19 14:20	1
Percent Moisture	**15.5**		0.1	0.1	%			12/18/19 14:20	1

Client Sample ID: E-SB-1798-6-8 — Lab Sample ID: 240-123986-2

Date Collected: 12/16/19 13:45 — **Matrix: Solid**
Date Received: 12/17/19 14:20 — **Percent Solids: 84.5**

Method: 8260B - Volatile Organic Compounds (GC/MS)

Analyte	Result	Qualifier	RL	MDL	Unit	D	Prepared	Analyzed	Dil Fac
1,1,1,2-Tetrachloroethane	3.4	U	5.7	3.4	ug/Kg	☼	12/26/19 16:24	12/27/19 00:30	1
1,1,1-Trichloroethane	0.93	U	5.7	0.93	ug/Kg	☼	12/26/19 16:24	12/27/19 00:30	1
1,1,2,2-Tetrachloroethane	1.6	U	5.7	1.6	ug/Kg	☼	12/26/19 16:24	12/27/19 00:30	1
1,1,2-Trichlorotrifluoroethane	1.5	U	5.7	1.5	ug/Kg	☼	12/26/19 16:24	12/27/19 00:30	1
1,1-Dichloroethane	0.79	U	5.7	0.79	ug/Kg	☼	12/26/19 16:24	12/27/19 00:30	1
1,1-Dichloroethene	1.0	U	5.7	1.0	ug/Kg	☼	12/26/19 16:24	12/27/19 00:30	1
1,1-Dichloropropene	1.1	U	5.7	1.1	ug/Kg	☼	12/26/19 16:24	12/27/19 00:30	1
1,2,3-Trichlorobenzene	0.65	U	5.7	0.65	ug/Kg	☼	12/26/19 16:24	12/27/19 00:30	1

Client Sample ID: E-SB-1798-6-8 Lab Sample ID: 240-123986-2

Date Collected: 12/16/19 13:45 **Matrix: Solid**
Date Received: 12/17/19 14:20 **Percent Solids: 84.5**

Method: 8260B - Volatile Organic Compounds (GC/MS) (Continued)

Analyte	Result	Qualifier	RL	MDL	Unit	D	Prepared	Analyzed	Dil Fac
1,2,3-Trichloropropane	1.8	U	5.7	1.8	ug/Kg	☼	12/26/19 16:24	12/27/19 00:30	1
1,2,3-Trimethylbenzene	2.1	U	5.7	2.1	ug/Kg	☼	12/26/19 16:24	12/27/19 00:30	1
1,2,4-Trichlorobenzene	0.65	U	5.7	0.65	ug/Kg	☼	12/26/19 16:24	12/27/19 00:30	1
1,2,4-Trimethylbenzene	1.2	U	5.7	1.2	ug/Kg	☼	12/26/19 16:24	12/27/19 00:30	1
1,2-Dibromo-3-Chloropropane	4.1	U	11	4.1	ug/Kg	☼	12/26/19 16:24	12/27/19 00:30	1
1,2-Dichlorobenzene	1.3	U	5.7	1.3	ug/Kg	☼	12/26/19 16:24	12/27/19 00:30	1
1,2-Dichloroethane	0.88	U	5.7	0.88	ug/Kg	☼	12/26/19 16:24	12/27/19 00:30	1
1,2-Dichloropropane	0.97	U	5.7	0.97	ug/Kg	☼	12/26/19 16:24	12/27/19 00:30	1
1,3-Dichlorobenzene	0.93	U	5.7	0.93	ug/Kg	☼	12/26/19 16:24	12/27/19 00:30	1
1,3-Dichloropropane	1.1	U	5.7	1.1	ug/Kg	☼	12/26/19 16:24	12/27/19 00:30	1
1,4-Dichlorobenzene	1.0	U	5.7	1.0	ug/Kg	☼	12/26/19 16:24	12/27/19 00:30	1
2,2-Dichloropropane	1.4	U	5.7	1.4	ug/Kg	☼	12/26/19 16:24	12/27/19 00:30	1
2-Chloroethyl vinyl ether	10	U	57	10	ug/Kg	☼	12/26/19 16:24	12/27/19 00:30	1
2-Chlorotoluene	1.1	U	5.7	1.1	ug/Kg	☼	12/26/19 16:24	12/27/19 00:30	1
2-Hexanone	4.7	U	23	4.7	ug/Kg	☼	12/26/19 16:24	12/27/19 00:30	1
Bromobenzene	1.3	U	5.7	1.3	ug/Kg	☼	12/26/19 16:24	12/27/19 00:30	1
Bromochloromethane	0.68	U	5.7	0.68	ug/Kg	☼	12/26/19 16:24	12/27/19 00:30	1
4-Chlorotoluene	0.98	U	5.7	0.98	ug/Kg	☼	12/26/19 16:24	12/27/19 00:30	1
4-Isopropyltoluene	3.4	U	5.7	3.4	ug/Kg	☼	12/26/19 16:24	12/27/19 00:30	1
Acetone	24	U	28	24	ug/Kg	☼	12/26/19 16:24	12/27/19 00:30	1
Benzene	0.80	U	5.7	0.80	ug/Kg	☼	12/26/19 16:24	12/27/19 00:30	1
Bromoform	2.7	U	5.7	2.7	ug/Kg	☼	12/26/19 16:24	12/27/19 00:30	1
Bromomethane	1.1	U	5.7	1.1	ug/Kg	☼	12/26/19 16:24	12/27/19 00:30	1
Carbon disulfide	1.3	U	5.7	1.3	ug/Kg	☼	12/26/19 16:24	12/27/19 00:30	1
Carbon tetrachloride	3.7	U	5.7	3.7	ug/Kg	☼	12/26/19 16:24	12/27/19 00:30	1
Chlorobenzene	1.0	U	5.7	1.0	ug/Kg	☼	12/26/19 16:24	12/27/19 00:30	1
Chloroethane	1.4	U	5.7	1.4	ug/Kg	☼	12/26/19 16:24	12/27/19 00:30	1
Chloroform	0.90	U	5.7	0.90	ug/Kg	☼	12/26/19 16:24	12/27/19 00:30	1
Chloromethane	1.2	U	5.7	1.2	ug/Kg	☼	12/26/19 16:24	12/27/19 00:30	1
cis-1,2-Dichloroethene	0.74	U	5.7	0.74	ug/Kg	☼	12/26/19 16:24	12/27/19 00:30	1
cis-1,3-Dichloropropene	1.6	U	5.7	1.6	ug/Kg	☼	12/26/19 16:24	12/27/19 00:30	1
Hexachlorobutadiene	4.3	U	5.7	4.3	ug/Kg	☼	12/26/19 16:24	12/27/19 00:30	1
Dibromomethane	0.76	U	5.7	0.76	ug/Kg	☼	12/26/19 16:24	12/27/19 00:30	1
Bromodichloromethane	0.77	U	5.7	0.77	ug/Kg	☼	12/26/19 16:24	12/27/19 00:30	1
Dichlorodifluoromethane	1.1	U	5.7	1.1	ug/Kg	☼	12/26/19 16:24	12/27/19 00:30	1
Ethylbenzene	1.2	U	5.7	1.2	ug/Kg	☼	12/26/19 16:24	12/27/19 00:30	1
1,2-Dibromoethane	0.88	U	5.7	0.88	ug/Kg	☼	12/26/19 16:24	12/27/19 00:30	1
Diisopropyl ether	0.86	U	11	0.86	ug/Kg	☼	12/26/19 16:24	12/27/19 00:30	1
Naphthalene	3.1	U	5.7	3.1	ug/Kg	☼	12/26/19 16:24	12/27/19 00:30	1
n-Butylbenzene	4.0	U	5.7	4.0	ug/Kg	☼	12/26/19 16:24	12/27/19 00:30	1
Isopropylbenzene	0.95	U	5.7	0.95	ug/Kg	☼	12/26/19 16:24	12/27/19 00:30	1
N-Propylbenzene	0.83	U	5.7	0.83	ug/Kg	☼	12/26/19 16:24	12/27/19 00:30	1
2-Butanone (MEK)	4.1	U	23	4.1	ug/Kg	☼	12/26/19 16:24	12/27/19 00:30	1
4-Methyl-2-pentanone (MIBK)	4.2	U	23	4.2	ug/Kg	☼	12/26/19 16:24	12/27/19 00:30	1
sec-Butylbenzene	0.98	U	5.7	0.98	ug/Kg	☼	12/26/19 16:24	12/27/19 00:30	1
Methyl tert-butyl ether	0.93	U	5.7	0.93	ug/Kg	☼	12/26/19 16:24	12/27/19 00:30	1
Tert-amyl methyl ether	2.6	U	5.7	2.6	ug/Kg	☼	12/26/19 16:24	12/27/19 00:30	1
Methylene Chloride	14	U	28	14	ug/Kg	☼	12/26/19 16:24	12/27/19 00:30	1
Styrene	1.3	U	5.7	1.3	ug/Kg	☼	12/26/19 16:24	12/27/19 00:30	1

Client Sample ID: E-SB-1798-6-8 — Lab Sample ID: 240-123986-2

Date Collected: 12/16/19 13:45 — **Matrix: Solid**
Date Received: 12/17/19 14:20 — **Percent Solids: 84.5**

Method: 8260B - Volatile Organic Compounds (GC/MS) (Continued)

Analyte	Result	Qualifier	RL	MDL	Unit	D	Prepared	Analyzed	Dil Fac
Ethyl tert-butyl ether	2.6	U	5.7	2.6	ug/Kg	☼	12/26/19 16:24	12/27/19 00:30	1
tert-Butylbenzene	1.0	U	5.7	1.0	ug/Kg	☼	12/26/19 16:24	12/27/19 00:30	1
Tetrachloroethene	0.83	U	5.7	0.83	ug/Kg	☼	12/26/19 16:24	12/27/19 00:30	1
Toluene	0.88	U	5.7	0.88	ug/Kg	☼	12/26/19 16:24	12/27/19 00:30	1
trans-1,2-Dichloroethene	0.53	U	5.7	0.53	ug/Kg	☼	12/26/19 16:24	12/27/19 00:30	1
trans-1,3-Dichloropropene	1.2	U	5.7	1.2	ug/Kg	☼	12/26/19 16:24	12/27/19 00:30	1
Trichloroethene	0.72	U	5.7	0.72	ug/Kg	☼	12/26/19 16:24	12/27/19 00:30	1
Trichlorofluoromethane	1.2	U	5.7	1.2	ug/Kg	☼	12/26/19 16:24	12/27/19 00:30	1
Vinyl acetate	2.4	U	11	2.4	ug/Kg	☼	12/26/19 16:24	12/27/19 00:30	1
Vinyl chloride	0.95	U	5.7	0.95	ug/Kg	☼	12/26/19 16:24	12/27/19 00:30	1
tert-Butyl alcohol	19	U	230	19	ug/Kg	☼	12/26/19 16:24	12/27/19 00:30	1
Xylenes, Total	1.8	U	11	1.8	ug/Kg	☼	12/26/19 16:24	12/27/19 00:30	1
Chlorodibromomethane	3.2	U	5.7	3.2	ug/Kg	☼	12/26/19 16:24	12/27/19 00:30	1

Surrogate	*%Recovery*	*Qualifier*	*Limits*	*Prepared*	*Analyzed*	*Dil Fac*
1,2-Dichloroethane-d4 (Surr)	*76*		*59 - 120*	*12/26/19 16:24*	*12/27/19 00:30*	*1*
4-Bromofluorobenzene (Surr)	*85*		*51 - 127*	*12/26/19 16:24*	*12/27/19 00:30*	*1*
Toluene-d8 (Surr)	*84*		*64 - 124*	*12/26/19 16:24*	*12/27/19 00:30*	*1*
Dibromofluoromethane (Surr)	*84*		*56 - 122*	*12/26/19 16:24*	*12/27/19 00:30*	*1*

Client Sample ID: E-SB-1799-2-4 — Lab Sample ID: 240-123986-3

Date Collected: 12/16/19 14:00 — **Matrix: Solid**
Date Received: 12/17/19 14:20

General Chemistry

Analyte	Result	Qualifier	RL	MDL	Unit	D	Prepared	Analyzed	Dil Fac
Percent Solids	**86.4**		0.1	0.1	%			12/18/19 14:20	1
Percent Moisture	**13.6**		0.1	0.1	%			12/18/19 14:20	1

Client Sample ID: E-SB-1799-2-4 — Lab Sample ID: 240-123986-3

Date Collected: 12/16/19 14:00 — **Matrix: Solid**
Date Received: 12/17/19 14:20 — **Percent Solids: 86.4**

Method: 8260B - Volatile Organic Compounds (GC/MS)

Analyte	Result	Qualifier	RL	MDL	Unit	D	Prepared	Analyzed	Dil Fac
1,1,1,2-Tetrachloroethane	3.4	U	5.7	3.4	ug/Kg	☼	12/26/19 16:24	12/27/19 00:52	1
1,1,1-Trichloroethane	0.93	U	5.7	0.93	ug/Kg	☼	12/26/19 16:24	12/27/19 00:52	1
1,1,2,2-Tetrachloroethane	1.6	U	5.7	1.6	ug/Kg	☼	12/26/19 16:24	12/27/19 00:52	1
1,1,2-Trichlorotrifluoroethane	1.5	U	5.7	1.5	ug/Kg	☼	12/26/19 16:24	12/27/19 00:52	1
1,1-Dichloroethane	0.78	U	5.7	0.78	ug/Kg	☼	12/26/19 16:24	12/27/19 00:52	1
1,1-Dichloroethene	1.0	U	5.7	1.0	ug/Kg	☼	12/26/19 16:24	12/27/19 00:52	1
1,1-Dichloropropene	1.1	U	5.7	1.1	ug/Kg	☼	12/26/19 16:24	12/27/19 00:52	1
1,2,3-Trichlorobenzene	0.65	U	5.7	0.65	ug/Kg	☼	12/26/19 16:24	12/27/19 00:52	1
1,2,3-Trichloropropane	1.8	U	5.7	1.8	ug/Kg	☼	12/26/19 16:24	12/27/19 00:52	1
1,2,3-Trimethylbenzene	2.1	U	5.7	2.1	ug/Kg	☼	12/26/19 16:24	12/27/19 00:52	1
1,2,4-Trichlorobenzene	0.65	U	5.7	0.65	ug/Kg	☼	12/26/19 16:24	12/27/19 00:52	1
1,2,4-Trimethylbenzene	1.1	U	5.7	1.1	ug/Kg	☼	12/26/19 16:24	12/27/19 00:52	1
1,2-Dibromo-3-Chloropropane	4.1	U	11	4.1	ug/Kg	☼	12/26/19 16:24	12/27/19 00:52	1
1,2-Dichlorobenzene	1.3	U	5.7	1.3	ug/Kg	☼	12/26/19 16:24	12/27/19 00:52	1
1,2-Dichloroethane	0.87	U	5.7	0.87	ug/Kg	☼	12/26/19 16:24	12/27/19 00:52	1
1,2-Dichloropropane	0.96	U	5.7	0.96	ug/Kg	☼	12/26/19 16:24	12/27/19 00:52	1

Client Sample ID: E-SB-1799-2-4 Lab Sample ID: 240-123986-3

Date Collected: 12/16/19 14:00 **Matrix: Solid**
Date Received: 12/17/19 14:20 **Percent Solids: 86.4**

Method: 8260B - Volatile Organic Compounds (GC/MS) (Continued)

Analyte	Result	Qualifier	RL	MDL	Unit	D	Prepared	Analyzed	Dil Fac
1,3-Dichlorobenzene	0.92	U	5.7	0.92	ug/Kg	☼	12/26/19 16:24	12/27/19 00:52	1
1,3-Dichloropropane	1.1	U	5.7	1.1	ug/Kg	☼	12/26/19 16:24	12/27/19 00:52	1
1,4-Dichlorobenzene	1.0	U	5.7	1.0	ug/Kg	☼	12/26/19 16:24	12/27/19 00:52	1
2,2-Dichloropropane	1.3	U	5.7	1.3	ug/Kg	☼	12/26/19 16:24	12/27/19 00:52	1
2-Chloroethyl vinyl ether	10	U	57	10	ug/Kg	☼	12/26/19 16:24	12/27/19 00:52	1
2-Chlorotoluene	1.1	U	5.7	1.1	ug/Kg	☼	12/26/19 16:24	12/27/19 00:52	1
2-Hexanone	4.6	U	23	4.6	ug/Kg	☼	12/26/19 16:24	12/27/19 00:52	1
Bromobenzene	1.3	U	5.7	1.3	ug/Kg	☼	12/26/19 16:24	12/27/19 00:52	1
Bromochloromethane	0.67	U	5.7	0.67	ug/Kg	☼	12/26/19 16:24	12/27/19 00:52	1
4-Chlorotoluene	0.98	U	5.7	0.98	ug/Kg	☼	12/26/19 16:24	12/27/19 00:52	1
4-Isopropyltoluene	3.3	U	5.7	3.3	ug/Kg	☼	12/26/19 16:24	12/27/19 00:52	1
Acetone	24	U	28	24	ug/Kg	☼	12/26/19 16:24	12/27/19 00:52	1
Benzene	0.79	U	5.7	0.79	ug/Kg	☼	12/26/19 16:24	12/27/19 00:52	1
Bromoform	2.7	U	5.7	2.7	ug/Kg	☼	12/26/19 16:24	12/27/19 00:52	1
Bromomethane	1.1	U	5.7	1.1	ug/Kg	☼	12/26/19 16:24	12/27/19 00:52	1
Carbon disulfide	1.3	U	5.7	1.3	ug/Kg	☼	12/26/19 16:24	12/27/19 00:52	1
Carbon tetrachloride	3.7	U	5.7	3.7	ug/Kg	☼	12/26/19 16:24	12/27/19 00:52	1
Chlorobenzene	1.0	U	5.7	1.0	ug/Kg	☼	12/26/19 16:24	12/27/19 00:52	1
Chloroethane	1.4	U	5.7	1.4	ug/Kg	☼	12/26/19 16:24	12/27/19 00:52	1
Chloroform	0.89	U	5.7	0.89	ug/Kg	☼	12/26/19 16:24	12/27/19 00:52	1
Chloromethane	1.2	U	5.7	1.2	ug/Kg	☼	12/26/19 16:24	12/27/19 00:52	1
cis-1,2-Dichloroethene	0.74	U	5.7	0.74	ug/Kg	☼	12/26/19 16:24	12/27/19 00:52	1
cis-1,3-Dichloropropene	1.6	U	5.7	1.6	ug/Kg	☼	12/26/19 16:24	12/27/19 00:52	1
Hexachlorobutadiene	4.2	U	5.7	4.2	ug/Kg	☼	12/26/19 16:24	12/27/19 00:52	1
Dibromomethane	0.76	U	5.7	0.76	ug/Kg	☼	12/26/19 16:24	12/27/19 00:52	1
Bromodichloromethane	0.77	U	5.7	0.77	ug/Kg	☼	12/26/19 16:24	12/27/19 00:52	1
Dichlorodifluoromethane	1.1	U	5.7	1.1	ug/Kg	☼	12/26/19 16:24	12/27/19 00:52	1
Ethylbenzene	1.2	U	5.7	1.2	ug/Kg	☼	12/26/19 16:24	12/27/19 00:52	1
1,2-Dibromoethane	0.87	U	5.7	0.87	ug/Kg	☼	12/26/19 16:24	12/27/19 00:52	1
Diisopropyl ether	0.86	U	11	0.86	ug/Kg	☼	12/26/19 16:24	12/27/19 00:52	1
Naphthalene	3.1	U	5.7	3.1	ug/Kg	☼	12/26/19 16:24	12/27/19 00:52	1
n-Butylbenzene	3.9	U	5.7	3.9	ug/Kg	☼	12/26/19 16:24	12/27/19 00:52	1
Isopropylbenzene	0.94	U	5.7	0.94	ug/Kg	☼	12/26/19 16:24	12/27/19 00:52	1
N-Propylbenzene	0.83	U	5.7	0.83	ug/Kg	☼	12/26/19 16:24	12/27/19 00:52	1
2-Butanone (MEK)	4.0	U	23	4.0	ug/Kg	☼	12/26/19 16:24	12/27/19 00:52	1
4-Methyl-2-pentanone (MIBK)	4.2	U	23	4.2	ug/Kg	☼	12/26/19 16:24	12/27/19 00:52	1
sec-Butylbenzene	0.98	U	5.7	0.98	ug/Kg	☼	12/26/19 16:24	12/27/19 00:52	1
Methyl tert-butyl ether	0.93	U	5.7	0.93	ug/Kg	☼	12/26/19 16:24	12/27/19 00:52	1
Tert-amyl methyl ether	2.5	U	5.7	2.5	ug/Kg	☼	12/26/19 16:24	12/27/19 00:52	1
Methylene Chloride	14	U	28	14	ug/Kg	☼	12/26/19 16:24	12/27/19 00:52	1
Styrene	1.3	U	5.7	1.3	ug/Kg	☼	12/26/19 16:24	12/27/19 00:52	1
Ethyl tert-butyl ether	2.6	U	5.7	2.6	ug/Kg	☼	12/26/19 16:24	12/27/19 00:52	1
tert-Butylbenzene	1.0	U	5.7	1.0	ug/Kg	☼	12/26/19 16:24	12/27/19 00:52	1
Tetrachloroethene	0.83	U	5.7	0.83	ug/Kg	☼	12/26/19 16:24	12/27/19 00:52	1
Toluene	0.88	U	5.7	0.88	ug/Kg	☼	12/26/19 16:24	12/27/19 00:52	1
trans-1,2-Dichloroethene	0.53	U	5.7	0.53	ug/Kg	☼	12/26/19 16:24	12/27/19 00:52	1
trans-1,3-Dichloropropene	1.2	U	5.7	1.2	ug/Kg	☼	12/26/19 16:24	12/27/19 00:52	1
Trichloroethene	0.72	U	5.7	0.72	ug/Kg	☼	12/26/19 16:24	12/27/19 00:52	1
Trichlorofluoromethane	1.2	U	5.7	1.2	ug/Kg	☼	12/26/19 16:24	12/27/19 00:52	1

Client Sample ID: E-SB-1799-2-4 — Lab Sample ID: 240-123986-3

Date Collected: 12/16/19 14:00 — **Matrix: Solid**
Date Received: 12/17/19 14:20 — **Percent Solids: 86.4**

Method: 8260B - Volatile Organic Compounds (GC/MS) (Continued)

Analyte	Result	Qualifier	RL	MDL	Unit	D	Prepared	Analyzed	Dil Fac
Vinyl acetate	2.4	U	11	2.4	ug/Kg	☼	12/26/19 16:24	12/27/19 00:52	1
Vinyl chloride	0.95	U	5.7	0.95	ug/Kg	☼	12/26/19 16:24	12/27/19 00:52	1
tert-Butyl alcohol	19	U	230	19	ug/Kg	☼	12/26/19 16:24	12/27/19 00:52	1
Xylenes, Total	1.8	U	11	1.8	ug/Kg	☼	12/26/19 16:24	12/27/19 00:52	1
Chlorodibromomethane	3.1	U	5.7	3.1	ug/Kg	☼	12/26/19 16:24	12/27/19 00:52	1

Surrogate	*%Recovery*	*Qualifier*	*Limits*	*Prepared*	*Analyzed*	*Dil Fac*
1,2-Dichloroethane-d4 (Surr)	*77*		*59 - 120*	*12/26/19 16:24*	*12/27/19 00:52*	*1*
4-Bromofluorobenzene (Surr)	*109*		*51 - 127*	*12/26/19 16:24*	*12/27/19 00:52*	*1*
Toluene-d8 (Surr)	*98*		*64 - 124*	*12/26/19 16:24*	*12/27/19 00:52*	*1*
Dibromofluoromethane (Surr)	*90*		*56 - 122*	*12/26/19 16:24*	*12/27/19 00:52*	*1*

Client Sample ID: E-SB-1795-2-3 — Lab Sample ID: 240-123986-4

Date Collected: 12/16/19 14:20 — **Matrix: Solid**
Date Received: 12/17/19 14:20

General Chemistry

Analyte	Result	Qualifier	RL	MDL	Unit	D	Prepared	Analyzed	Dil Fac
Percent Solids	**84.5**		0.1	0.1	%			12/18/19 14:20	1
Percent Moisture	**15.5**		0.1	0.1	%			12/18/19 14:20	1

Client Sample ID: E-SB-1795-2-3 — Lab Sample ID: 240-123986-4

Date Collected: 12/16/19 14:20 — **Matrix: Solid**
Date Received: 12/17/19 14:20 — **Percent Solids: 84.5**

Method: 8260B - Volatile Organic Compounds (GC/MS)

Analyte	Result	Qualifier	RL	MDL	Unit	D	Prepared	Analyzed	Dil Fac
1,1,1,2-Tetrachloroethane	3.3	U	5.6	3.3	ug/Kg	☼	12/26/19 16:24	12/27/19 01:14	1
1,1,1-Trichloroethane	0.92	U	5.6	0.92	ug/Kg	☼	12/26/19 16:24	12/27/19 01:14	1
1,1,2,2-Tetrachloroethane	1.6	U	5.6	1.6	ug/Kg	☼	12/26/19 16:24	12/27/19 01:14	1
1,1,2-Trichlorotrifluoroethane	1.4	U	5.6	1.4	ug/Kg	☼	12/26/19 16:24	12/27/19 01:14	1
1,1-Dichloroethane	0.78	U	5.6	0.78	ug/Kg	☼	12/26/19 16:24	12/27/19 01:14	1
1,1-Dichloroethene	1.0	U	5.6	1.0	ug/Kg	☼	12/26/19 16:24	12/27/19 01:14	1
1,1-Dichloropropene	1.1	U	5.6	1.1	ug/Kg	☼	12/26/19 16:24	12/27/19 01:14	1
1,2,3-Trichlorobenzene	0.64	U	5.6	0.64	ug/Kg	☼	12/26/19 16:24	12/27/19 01:14	1
1,2,3-Trichloropropane	1.8	U	5.6	1.8	ug/Kg	☼	12/26/19 16:24	12/27/19 01:14	1
1,2,3-Trimethylbenzene	2.0	U	5.6	2.0	ug/Kg	☼	12/26/19 16:24	12/27/19 01:14	1
1,2,4-Trichlorobenzene	0.64	U	5.6	0.64	ug/Kg	☼	12/26/19 16:24	12/27/19 01:14	1
1,2,4-Trimethylbenzene	1.1	U	5.6	1.1	ug/Kg	☼	12/26/19 16:24	12/27/19 01:14	1
1,2-Dibromo-3-Chloropropane	4.0	U	11	4.0	ug/Kg	☼	12/26/19 16:24	12/27/19 01:14	1
1,2-Dichlorobenzene	1.2	U	5.6	1.2	ug/Kg	☼	12/26/19 16:24	12/27/19 01:14	1
1,2-Dichloroethane	0.87	U	5.6	0.87	ug/Kg	☼	12/26/19 16:24	12/27/19 01:14	1
1,2-Dichloropropane	0.95	U	5.6	0.95	ug/Kg	☼	12/26/19 16:24	12/27/19 01:14	1
1,3-Dichlorobenzene	0.91	U	5.6	0.91	ug/Kg	☼	12/26/19 16:24	12/27/19 01:14	1
1,3-Dichloropropane	1.1	U	5.6	1.1	ug/Kg	☼	12/26/19 16:24	12/27/19 01:14	1
1,4-Dichlorobenzene	0.99	U	5.6	0.99	ug/Kg	☼	12/26/19 16:24	12/27/19 01:14	1
2,2-Dichloropropane	1.3	U	5.6	1.3	ug/Kg	☼	12/26/19 16:24	12/27/19 01:14	1
2-Chloroethyl vinyl ether	10	U	56	10	ug/Kg	☼	12/26/19 16:24	12/27/19 01:14	1
2-Chlorotoluene	1.1	U	5.6	1.1	ug/Kg	☼	12/26/19 16:24	12/27/19 01:14	1
2-Hexanone	4.6	U	22	4.6	ug/Kg	☼	12/26/19 16:24	12/27/19 01:14	1
Bromobenzene	1.3	U	5.6	1.3	ug/Kg	☼	12/26/19 16:24	12/27/19 01:14	1

Client Sample ID: E-SB-1795-2-3 Lab Sample ID: 240-123986-4

Date Collected: 12/16/19 14:20 **Matrix: Solid**
Date Received: 12/17/19 14:20 **Percent Solids: 84.5**

Method: 8260B - Volatile Organic Compounds (GC/MS) (Continued)

Analyte	Result	Qualifier	RL	MDL	Unit	D	Prepared	Analyzed	Dil Fac
Bromochloromethane	0.67	U	5.6	0.67	ug/Kg	☼	12/26/19 16:24	12/27/19 01:14	1
4-Chlorotoluene	0.97	U	5.6	0.97	ug/Kg	☼	12/26/19 16:24	12/27/19 01:14	1
4-Isopropyltoluene	3.3	U	5.6	3.3	ug/Kg	☼	12/26/19 16:24	12/27/19 01:14	1
Acetone	24	U	28	24	ug/Kg	☼	12/26/19 16:24	12/27/19 01:14	1
Benzene	0.78	U	5.6	0.78	ug/Kg	☼	12/26/19 16:24	12/27/19 01:14	1
Bromoform	2.7	U	5.6	2.7	ug/Kg	☼	12/26/19 16:24	12/27/19 01:14	1
Bromomethane	1.1	U	5.6	1.1	ug/Kg	☼	12/26/19 16:24	12/27/19 01:14	1
Carbon disulfide	1.3	U	5.6	1.3	ug/Kg	☼	12/26/19 16:24	12/27/19 01:14	1
Carbon tetrachloride	3.6	U	5.6	3.6	ug/Kg	☼	12/26/19 16:24	12/27/19 01:14	1
Chlorobenzene	1.0	U	5.6	1.0	ug/Kg	☼	12/26/19 16:24	12/27/19 01:14	1
Chloroethane	1.4	U	5.6	1.4	ug/Kg	☼	12/26/19 16:24	12/27/19 01:14	1
Chloroform	0.88	U	5.6	0.88	ug/Kg	☼	12/26/19 16:24	12/27/19 01:14	1
Chloromethane	1.2	U	5.6	1.2	ug/Kg	☼	12/26/19 16:24	12/27/19 01:14	1
cis-1,2-Dichloroethene	0.73	U	5.6	0.73	ug/Kg	☼	12/26/19 16:24	12/27/19 01:14	1
cis-1,3-Dichloropropene	1.6	U	5.6	1.6	ug/Kg	☼	12/26/19 16:24	12/27/19 01:14	1
Hexachlorobutadiene	4.2	U	5.6	4.2	ug/Kg	☼	12/26/19 16:24	12/27/19 01:14	1
Dibromomethane	0.75	U	5.6	0.75	ug/Kg	☼	12/26/19 16:24	12/27/19 01:14	1
Bromodichloromethane	0.76	U	5.6	0.76	ug/Kg	☼	12/26/19 16:24	12/27/19 01:14	1
Dichlorodifluoromethane	1.1	U	5.6	1.1	ug/Kg	☼	12/26/19 16:24	12/27/19 01:14	1
Ethylbenzene	1.2	U	5.6	1.2	ug/Kg	☼	12/26/19 16:24	12/27/19 01:14	1
1,2-Dibromoethane	0.86	U	5.6	0.86	ug/Kg	☼	12/26/19 16:24	12/27/19 01:14	1
Diisopropyl ether	0.85	U	11	0.85	ug/Kg	☼	12/26/19 16:24	12/27/19 01:14	1
Naphthalene	3.0	U	5.6	3.0	ug/Kg	☼	12/26/19 16:24	12/27/19 01:14	1
n-Butylbenzene	3.9	U	5.6	3.9	ug/Kg	☼	12/26/19 16:24	12/27/19 01:14	1
Isopropylbenzene	0.93	U	5.6	0.93	ug/Kg	☼	12/26/19 16:24	12/27/19 01:14	1
N-Propylbenzene	0.82	U	5.6	0.82	ug/Kg	☼	12/26/19 16:24	12/27/19 01:14	1
2-Butanone (MEK)	4.0	U	22	4.0	ug/Kg	☼	12/26/19 16:24	12/27/19 01:14	1
4-Methyl-2-pentanone (MIBK)	4.2	U	22	4.2	ug/Kg	☼	12/26/19 16:24	12/27/19 01:14	1
sec-Butylbenzene	0.97	U	5.6	0.97	ug/Kg	☼	12/26/19 16:24	12/27/19 01:14	1
Methyl tert-butyl ether	0.92	U	5.6	0.92	ug/Kg	☼	12/26/19 16:24	12/27/19 01:14	1
Tert-amyl methyl ether	2.5	U	5.6	2.5	ug/Kg	☼	12/26/19 16:24	12/27/19 01:14	1
Methylene Chloride	13	U	28	13	ug/Kg	☼	12/26/19 16:24	12/27/19 01:14	1
Styrene	1.3	U	5.6	1.3	ug/Kg	☼	12/26/19 16:24	12/27/19 01:14	1
Ethyl tert-butyl ether	2.5	U	5.6	2.5	ug/Kg	☼	12/26/19 16:24	12/27/19 01:14	1
tert-Butylbenzene	1.0	U	5.6	1.0	ug/Kg	☼	12/26/19 16:24	12/27/19 01:14	1
Tetrachloroethene	0.82	U	5.6	0.82	ug/Kg	☼	12/26/19 16:24	12/27/19 01:14	1
Toluene	0.87	U	5.6	0.87	ug/Kg	☼	12/26/19 16:24	12/27/19 01:14	1
trans-1,2-Dichloroethene	0.52	U	5.6	0.52	ug/Kg	☼	12/26/19 16:24	12/27/19 01:14	1
trans-1,3-Dichloropropene	1.2	U	5.6	1.2	ug/Kg	☼	12/26/19 16:24	12/27/19 01:14	1
Trichloroethene	0.71	U	5.6	0.71	ug/Kg	☼	12/26/19 16:24	12/27/19 01:14	1
Trichlorofluoromethane	1.2	U	5.6	1.2	ug/Kg	☼	12/26/19 16:24	12/27/19 01:14	1
Vinyl acetate	2.4	U F1	11	2.4	ug/Kg	☼	12/26/19 16:24	12/27/19 01:14	1
Vinyl chloride	0.94	U	5.6	0.94	ug/Kg	☼	12/26/19 16:24	12/27/19 01:14	1
tert-Butyl alcohol	19	U	220	19	ug/Kg	☼	12/26/19 16:24	12/27/19 01:14	1
Xylenes, Total	1.8	U	11	1.8	ug/Kg	☼	12/26/19 16:24	12/27/19 01:14	1
Chlorodibromomethane	3.1	U	5.6	3.1	ug/Kg	☼	12/26/19 16:24	12/27/19 01:14	1

Surrogate	*%Recovery*	*Qualifier*	*Limits*	*Prepared*	*Analyzed*	*Dil Fac*
1,2-Dichloroethane-d4 (Surr)	*76*		*59 - 120*	*12/26/19 16:24*	*12/27/19 01:14*	*1*
4-Bromofluorobenzene (Surr)	*99*		*51 - 127*	*12/26/19 16:24*	*12/27/19 01:14*	*1*

Client Sample ID: E-SB-1795-2-3 — Lab Sample ID: 240-123986-4

Date Collected: 12/16/19 14:20 — **Matrix: Solid**
Date Received: 12/17/19 14:20 — **Percent Solids: 84.5**

Method: 8260B - Volatile Organic Compounds (GC/MS) (Continued)

Surrogate	%Recovery	Qualifier	Limits	Prepared	Analyzed	Dil Fac
Toluene-d8 (Surr)	*94*		*64 - 124*	*12/26/19 16:24*	*12/27/19 01:14*	*1*
Dibromofluoromethane (Surr)	*88*		*56 - 122*	*12/26/19 16:24*	*12/27/19 01:14*	*1*

Client Sample ID: E-SB-1793-12-14 — Lab Sample ID: 240-123986-5

Date Collected: 12/16/19 10:30 — **Matrix: Solid**
Date Received: 12/17/19 14:20

General Chemistry

Analyte	Result	Qualifier	RL	MDL	Unit	D	Prepared	Analyzed	Dil Fac
Percent Solids	**82.8**		0.1	0.1	%			12/18/19 14:20	1
Percent Moisture	**17.2**		0.1	0.1	%			12/18/19 14:20	1

Client Sample ID: E-SB-1793-12-14 — Lab Sample ID: 240-123986-5

Date Collected: 12/16/19 10:30 — **Matrix: Solid**
Date Received: 12/17/19 14:20 — **Percent Solids: 82.8**

Method: 8260B - Volatile Organic Compounds (GC/MS)

Analyte	Result	Qualifier	RL	MDL	Unit	D	Prepared	Analyzed	Dil Fac
1,1,1,2-Tetrachloroethane	3.5	U	6.0	3.5	ug/Kg	☼	12/28/19 07:26	12/28/19 10:08	1
1,1,1-Trichloroethane	0.98	U	6.0	0.98	ug/Kg	☼	12/28/19 07:26	12/28/19 10:08	1
1,1,2,2-Tetrachloroethane	1.7	U	6.0	1.7	ug/Kg	☼	12/28/19 07:26	12/28/19 10:08	1
1,1,2-Trichlorotrifluoroethane	1.5	U	6.0	1.5	ug/Kg	☼	12/28/19 07:26	12/28/19 10:08	1
1,1-Dichloroethane	0.83	U	6.0	0.83	ug/Kg	☼	12/28/19 07:26	12/28/19 10:08	1
1,1-Dichloroethene	1.1	U	6.0	1.1	ug/Kg	☼	12/28/19 07:26	12/28/19 10:08	1
1,1-Dichloropropene	1.2	U	6.0	1.2	ug/Kg	☼	12/28/19 07:26	12/28/19 10:08	1
1,2,3-Trichlorobenzene	0.68	U	6.0	0.68	ug/Kg	☼	12/28/19 07:26	12/28/19 10:08	1
1,2,3-Trichloropropane	1.9	U	6.0	1.9	ug/Kg	☼	12/28/19 07:26	12/28/19 10:08	1
1,2,3-Trimethylbenzene	2.2	U	6.0	2.2	ug/Kg	☼	12/28/19 07:26	12/28/19 10:08	1
1,2,4-Trichlorobenzene	0.68	U	6.0	0.68	ug/Kg	☼	12/28/19 07:26	12/28/19 10:08	1
1,2,4-Trimethylbenzene	1.2	U	6.0	1.2	ug/Kg	☼	12/28/19 07:26	12/28/19 10:08	1
1,2-Dibromo-3-Chloropropane	4.3	U	12	4.3	ug/Kg	☼	12/28/19 07:26	12/28/19 10:08	1
1,2-Dichlorobenzene	1.3	U	6.0	1.3	ug/Kg	☼	12/28/19 07:26	12/28/19 10:08	1
1,2-Dichloroethane	0.92	U	6.0	0.92	ug/Kg	☼	12/28/19 07:26	12/28/19 10:08	1
1,2-Dichloropropane	1.0	U	6.0	1.0	ug/Kg	☼	12/28/19 07:26	12/28/19 10:08	1
1,3-Dichlorobenzene	0.97	U	6.0	0.97	ug/Kg	☼	12/28/19 07:26	12/28/19 10:08	1
1,3-Dichloropropane	1.2	U	6.0	1.2	ug/Kg	☼	12/28/19 07:26	12/28/19 10:08	1
1,4-Dichlorobenzene	1.1	U	6.0	1.1	ug/Kg	☼	12/28/19 07:26	12/28/19 10:08	1
2,2-Dichloropropane	1.4	U	6.0	1.4	ug/Kg	☼	12/28/19 07:26	12/28/19 10:08	1
2-Chloroethyl vinyl ether	11	U	60	11	ug/Kg	☼	12/28/19 07:26	12/28/19 10:08	1
2-Chlorotoluene	1.1	U	6.0	1.1	ug/Kg	☼	12/28/19 07:26	12/28/19 10:08	1
2-Hexanone	4.9	U	24	4.9	ug/Kg	☼	12/28/19 07:26	12/28/19 10:08	1
Bromobenzene	1.4	U	6.0	1.4	ug/Kg	☼	12/28/19 07:26	12/28/19 10:08	1
Bromochloromethane	0.71	U	6.0	0.71	ug/Kg	☼	12/28/19 07:26	12/28/19 10:08	1
4-Chlorotoluene	1.0	U	6.0	1.0	ug/Kg	☼	12/28/19 07:26	12/28/19 10:08	1
4-Isopropyltoluene	3.5	U	6.0	3.5	ug/Kg	☼	12/28/19 07:26	12/28/19 10:08	1
Acetone	**39**		30	25	ug/Kg	☼	12/28/19 07:26	12/28/19 10:08	1
Benzene	0.83	U	6.0	0.83	ug/Kg	☼	12/28/19 07:26	12/28/19 10:08	1
Bromoform	2.9	U	6.0	2.9	ug/Kg	☼	12/28/19 07:26	12/28/19 10:08	1
Bromomethane	1.2	U	6.0	1.2	ug/Kg	☼	12/28/19 07:26	12/28/19 10:08	1
Carbon disulfide	1.4	U	6.0	1.4	ug/Kg	☼	12/28/19 07:26	12/28/19 10:08	1

Client Sample ID: E-SB-1793-12-14 Lab Sample ID: 240-123986-5

Date Collected: 12/16/19 10:30 **Matrix: Solid**
Date Received: 12/17/19 14:20 **Percent Solids: 82.8**

Method: 8260B - Volatile Organic Compounds (GC/MS) (Continued)

Analyte	Result	Qualifier	RL	MDL	Unit	D	Prepared	Analyzed	Dil Fac
Carbon tetrachloride	3.9	U	6.0	3.9	ug/Kg	☼	12/28/19 07:26	12/28/19 10:08	1
Chlorobenzene	1.1	U	6.0	1.1	ug/Kg	☼	12/28/19 07:26	12/28/19 10:08	1
Chloroethane	1.5	U	6.0	1.5	ug/Kg	☼	12/28/19 07:26	12/28/19 10:08	1
Chloroform	0.94	U	6.0	0.94	ug/Kg	☼	12/28/19 07:26	12/28/19 10:08	1
Chloromethane	1.2	U	6.0	1.2	ug/Kg	☼	12/28/19 07:26	12/28/19 10:08	1
cis-1,2-Dichloroethene	0.78	U	6.0	0.78	ug/Kg	☼	12/28/19 07:26	12/28/19 10:08	1
cis-1,3-Dichloropropene	1.7	U	6.0	1.7	ug/Kg	☼	12/28/19 07:26	12/28/19 10:08	1
Hexachlorobutadiene	4.5	U	6.0	4.5	ug/Kg	☼	12/28/19 07:26	12/28/19 10:08	1
Dibromomethane	0.80	U	6.0	0.80	ug/Kg	☼	12/28/19 07:26	12/28/19 10:08	1
Bromodichloromethane	0.81	U	6.0	0.81	ug/Kg	☼	12/28/19 07:26	12/28/19 10:08	1
Dichlorodifluoromethane	1.1	U	6.0	1.1	ug/Kg	☼	12/28/19 07:26	12/28/19 10:08	1
Ethylbenzene	1.2	U	6.0	1.2	ug/Kg	☼	12/28/19 07:26	12/28/19 10:08	1
1,2-Dibromoethane	0.92	U	6.0	0.92	ug/Kg	☼	12/28/19 07:26	12/28/19 10:08	1
Diisopropyl ether	0.90	U	12	0.90	ug/Kg	☼	12/28/19 07:26	12/28/19 10:08	1
Naphthalene	3.2	U	6.0	3.2	ug/Kg	☼	12/28/19 07:26	12/28/19 10:08	1
n-Butylbenzene	4.1	U	6.0	4.1	ug/Kg	☼	12/28/19 07:26	12/28/19 10:08	1
Isopropylbenzene	0.99	U	6.0	0.99	ug/Kg	☼	12/28/19 07:26	12/28/19 10:08	1
N-Propylbenzene	0.87	U	6.0	0.87	ug/Kg	☼	12/28/19 07:26	12/28/19 10:08	1
2-Butanone (MEK)	4.2	U	24	4.2	ug/Kg	☼	12/28/19 07:26	12/28/19 10:08	1
4-Methyl-2-pentanone (MIBK)	4.4	U	24	4.4	ug/Kg	☼	12/28/19 07:26	12/28/19 10:08	1
sec-Butylbenzene	1.0	U	6.0	1.0	ug/Kg	☼	12/28/19 07:26	12/28/19 10:08	1
Methyl tert-butyl ether	0.98	U	6.0	0.98	ug/Kg	☼	12/28/19 07:26	12/28/19 10:08	1
Tert-amyl methyl ether	2.7	U	6.0	2.7	ug/Kg	☼	12/28/19 07:26	12/28/19 10:08	1
Methylene Chloride	14	U	30	14	ug/Kg	☼	12/28/19 07:26	12/28/19 10:08	1
Styrene	1.4	U	6.0	1.4	ug/Kg	☼	12/28/19 07:26	12/28/19 10:08	1
Ethyl tert-butyl ether	2.7	U	6.0	2.7	ug/Kg	☼	12/28/19 07:26	12/28/19 10:08	1
tert-Butylbenzene	1.1	U	6.0	1.1	ug/Kg	☼	12/28/19 07:26	12/28/19 10:08	1
Tetrachloroethene	0.87	U	6.0	0.87	ug/Kg	☼	12/28/19 07:26	12/28/19 10:08	1
Toluene	0.92	U	6.0	0.92	ug/Kg	☼	12/28/19 07:26	12/28/19 10:08	1
trans-1,2-Dichloroethene	0.55	U	6.0	0.55	ug/Kg	☼	12/28/19 07:26	12/28/19 10:08	1
trans-1,3-Dichloropropene	1.2	U	6.0	1.2	ug/Kg	☼	12/28/19 07:26	12/28/19 10:08	1
Trichloroethene	0.75	U	6.0	0.75	ug/Kg	☼	12/28/19 07:26	12/28/19 10:08	1
Trichlorofluoromethane	1.3	U	6.0	1.3	ug/Kg	☼	12/28/19 07:26	12/28/19 10:08	1
Vinyl acetate	2.5	U	12	2.5	ug/Kg	☼	12/28/19 07:26	12/28/19 10:08	1
Vinyl chloride	1.0	U	6.0	1.0	ug/Kg	☼	12/28/19 07:26	12/28/19 10:08	1
tert-Butyl alcohol	20	U	240	20	ug/Kg	☼	12/28/19 07:26	12/28/19 10:08	1
Xylenes, Total	1.9	U	12	1.9	ug/Kg	☼	12/28/19 07:26	12/28/19 10:08	1
Chlorodibromomethane	3.3	U	6.0	3.3	ug/Kg	☼	12/28/19 07:26	12/28/19 10:08	1

Surrogate	*%Recovery*	*Qualifier*	*Limits*	*Prepared*	*Analyzed*	*Dil Fac*
1,2-Dichloroethane-d4 (Surr)	*84*		*59 - 120*	*12/28/19 07:26*	*12/28/19 10:08*	*1*
4-Bromofluorobenzene (Surr)	*85*		*51 - 127*	*12/28/19 07:26*	*12/28/19 10:08*	*1*
Toluene-d8 (Surr)	*93*		*64 - 124*	*12/28/19 07:26*	*12/28/19 10:08*	*1*
Dibromofluoromethane (Surr)	*77*		*56 - 122*	*12/28/19 07:26*	*12/28/19 10:08*	*1*

Client Sample ID: E-SB-1794-12-14 — Lab Sample ID: 240-123986-6

Date Collected: 12/16/19 11:20 — **Matrix: Solid**
Date Received: 12/17/19 14:20

General Chemistry

Analyte	Result	Qualifier	RL	MDL	Unit	D	Prepared	Analyzed	Dil Fac
Percent Solids	**86.8**		0.1	0.1	%			12/18/19 14:20	1
Percent Moisture	**13.2**		0.1	0.1	%			12/18/19 14:20	1

Client Sample ID: E-SB-1794-12-14 — Lab Sample ID: 240-123986-6

Date Collected: 12/16/19 11:20 — **Matrix: Solid**
Date Received: 12/17/19 14:20 — **Percent Solids: 86.8**

Method: 8260B - Volatile Organic Compounds (GC/MS)

Analyte	Result	Qualifier	RL	MDL	Unit	D	Prepared	Analyzed	Dil Fac
1,1,1,2-Tetrachloroethane	3.4	U	5.7	3.4	ug/Kg	☼	12/28/19 07:26	12/28/19 10:30	1
1,1,1-Trichloroethane	0.93	U	5.7	0.93	ug/Kg	☼	12/28/19 07:26	12/28/19 10:30	1
1,1,2,2-Tetrachloroethane	1.6	U	5.7	1.6	ug/Kg	☼	12/28/19 07:26	12/28/19 10:30	1
1,1,2-Trichlorotrifluoroethane	1.5	U	5.7	1.5	ug/Kg	☼	12/28/19 07:26	12/28/19 10:30	1
1,1-Dichloroethane	0.79	U	5.7	0.79	ug/Kg	☼	12/28/19 07:26	12/28/19 10:30	1
1,1-Dichloroethene	1.0	U	5.7	1.0	ug/Kg	☼	12/28/19 07:26	12/28/19 10:30	1
1,1-Dichloropropene	1.1	U	5.7	1.1	ug/Kg	☼	12/28/19 07:26	12/28/19 10:30	1
1,2,3-Trichlorobenzene	0.65	U	5.7	0.65	ug/Kg	☼	12/28/19 07:26	12/28/19 10:30	1
1,2,3-Trichloropropane	1.8	U	5.7	1.8	ug/Kg	☼	12/28/19 07:26	12/28/19 10:30	1
1,2,3-Trimethylbenzene	2.1	U	5.7	2.1	ug/Kg	☼	12/28/19 07:26	12/28/19 10:30	1
1,2,4-Trichlorobenzene	0.65	U	5.7	0.65	ug/Kg	☼	12/28/19 07:26	12/28/19 10:30	1
1,2,4-Trimethylbenzene	1.1	U	5.7	1.1	ug/Kg	☼	12/28/19 07:26	12/28/19 10:30	1
1,2-Dibromo-3-Chloropropane	4.1	U	11	4.1	ug/Kg	☼	12/28/19 07:26	12/28/19 10:30	1
1,2-Dichlorobenzene	1.3	U	5.7	1.3	ug/Kg	☼	12/28/19 07:26	12/28/19 10:30	1
1,2-Dichloroethane	0.88	U	5.7	0.88	ug/Kg	☼	12/28/19 07:26	12/28/19 10:30	1
1,2-Dichloropropane	0.97	U	5.7	0.97	ug/Kg	☼	12/28/19 07:26	12/28/19 10:30	1
1,3-Dichlorobenzene	0.93	U	5.7	0.93	ug/Kg	☼	12/28/19 07:26	12/28/19 10:30	1
1,3-Dichloropropane	1.1	U	5.7	1.1	ug/Kg	☼	12/28/19 07:26	12/28/19 10:30	1
1,4-Dichlorobenzene	1.0	U	5.7	1.0	ug/Kg	☼	12/28/19 07:26	12/28/19 10:30	1
2,2-Dichloropropane	1.4	U	5.7	1.4	ug/Kg	☼	12/28/19 07:26	12/28/19 10:30	1
2-Chloroethyl vinyl ether	10	U	57	10	ug/Kg	☼	12/28/19 07:26	12/28/19 10:30	1
2-Chlorotoluene	1.1	U	5.7	1.1	ug/Kg	☼	12/28/19 07:26	12/28/19 10:30	1
2-Hexanone	4.6	U	23	4.6	ug/Kg	☼	12/28/19 07:26	12/28/19 10:30	1
Bromobenzene	1.3	U	5.7	1.3	ug/Kg	☼	12/28/19 07:26	12/28/19 10:30	1
Bromochloromethane	0.67	U	5.7	0.67	ug/Kg	☼	12/28/19 07:26	12/28/19 10:30	1
4-Chlorotoluene	0.98	U	5.7	0.98	ug/Kg	☼	12/28/19 07:26	12/28/19 10:30	1
4-Isopropyltoluene	3.3	U	5.7	3.3	ug/Kg	☼	12/28/19 07:26	12/28/19 10:30	1
Acetone	**30**		28	24	ug/Kg	☼	12/28/19 07:26	12/28/19 10:30	1
Benzene	0.79	U	5.7	0.79	ug/Kg	☼	12/28/19 07:26	12/28/19 10:30	1
Bromoform	2.7	U	5.7	2.7	ug/Kg	☼	12/28/19 07:26	12/28/19 10:30	1
Bromomethane	1.1	U	5.7	1.1	ug/Kg	☼	12/28/19 07:26	12/28/19 10:30	1
Carbon disulfide	1.3	U	5.7	1.3	ug/Kg	☼	12/28/19 07:26	12/28/19 10:30	1
Carbon tetrachloride	3.7	U	5.7	3.7	ug/Kg	☼	12/28/19 07:26	12/28/19 10:30	1
Chlorobenzene	1.0	U	5.7	1.0	ug/Kg	☼	12/28/19 07:26	12/28/19 10:30	1
Chloroethane	1.4	U	5.7	1.4	ug/Kg	☼	12/28/19 07:26	12/28/19 10:30	1
Chloroform	0.89	U	5.7	0.89	ug/Kg	☼	12/28/19 07:26	12/28/19 10:30	1
Chloromethane	1.2	U	5.7	1.2	ug/Kg	☼	12/28/19 07:26	12/28/19 10:30	1
cis-1,2-Dichloroethene	0.74	U	5.7	0.74	ug/Kg	☼	12/28/19 07:26	12/28/19 10:30	1
cis-1,3-Dichloropropene	1.6	U	5.7	1.6	ug/Kg	☼	12/28/19 07:26	12/28/19 10:30	1
Hexachlorobutadiene	4.2	U	5.7	4.2	ug/Kg	☼	12/28/19 07:26	12/28/19 10:30	1
Dibromomethane	0.76	U	5.7	0.76	ug/Kg	☼	12/28/19 07:26	12/28/19 10:30	1

Client Sample ID: E-SB-1794-12-14 — Lab Sample ID: 240-123986-6

Date Collected: 12/16/19 11:20 — **Matrix: Solid**
Date Received: 12/17/19 14:20 — **Percent Solids: 86.8**

Method: 8260B - Volatile Organic Compounds (GC/MS) (Continued)

Analyte	Result	Qualifier	RL	MDL	Unit	D	Prepared	Analyzed	Dil Fac
Bromodichloromethane	0.77	U	5.7	0.77	ug/Kg	☼	12/28/19 07:26	12/28/19 10:30	1
Dichlorodifluoromethane	1.1	U	5.7	1.1	ug/Kg	☼	12/28/19 07:26	12/28/19 10:30	1
Ethylbenzene	1.2	U	5.7	1.2	ug/Kg	☼	12/28/19 07:26	12/28/19 10:30	1
1,2-Dibromoethane	0.87	U	5.7	0.87	ug/Kg	☼	12/28/19 07:26	12/28/19 10:30	1
Diisopropyl ether	0.86	U	11	0.86	ug/Kg	☼	12/28/19 07:26	12/28/19 10:30	1
Naphthalene	3.1	U	5.7	3.1	ug/Kg	☼	12/28/19 07:26	12/28/19 10:30	1
n-Butylbenzene	3.9	U	5.7	3.9	ug/Kg	☼	12/28/19 07:26	12/28/19 10:30	1
Isopropylbenzene	0.94	U	5.7	0.94	ug/Kg	☼	12/28/19 07:26	12/28/19 10:30	1
N-Propylbenzene	0.83	U	5.7	0.83	ug/Kg	☼	12/28/19 07:26	12/28/19 10:30	1
2-Butanone (MEK)	4.0	U	23	4.0	ug/Kg	☼	12/28/19 07:26	12/28/19 10:30	1
4-Methyl-2-pentanone (MIBK)	4.2	U	23	4.2	ug/Kg	☼	12/28/19 07:26	12/28/19 10:30	1
sec-Butylbenzene	0.98	U	5.7	0.98	ug/Kg	☼	12/28/19 07:26	12/28/19 10:30	1
Methyl tert-butyl ether	0.93	U	5.7	0.93	ug/Kg	☼	12/28/19 07:26	12/28/19 10:30	1
Tert-amyl methyl ether	2.6	U	5.7	2.6	ug/Kg	☼	12/28/19 07:26	12/28/19 10:30	1
Methylene Chloride	14	U	28	14	ug/Kg	☼	12/28/19 07:26	12/28/19 10:30	1
Styrene	1.3	U	5.7	1.3	ug/Kg	☼	12/28/19 07:26	12/28/19 10:30	1
Ethyl tert-butyl ether	2.6	U	5.7	2.6	ug/Kg	☼	12/28/19 07:26	12/28/19 10:30	1
tert-Butylbenzene	1.0	U	5.7	1.0	ug/Kg	☼	12/28/19 07:26	12/28/19 10:30	1
Tetrachloroethene	0.83	U	5.7	0.83	ug/Kg	☼	12/28/19 07:26	12/28/19 10:30	1
Toluene	0.88	U	5.7	0.88	ug/Kg	☼	12/28/19 07:26	12/28/19 10:30	1
trans-1,2-Dichloroethene	0.53	U	5.7	0.53	ug/Kg	☼	12/28/19 07:26	12/28/19 10:30	1
trans-1,3-Dichloropropene	1.2	U	5.7	1.2	ug/Kg	☼	12/28/19 07:26	12/28/19 10:30	1
Trichloroethene	0.72	U	5.7	0.72	ug/Kg	☼	12/28/19 07:26	12/28/19 10:30	1
Trichlorofluoromethane	1.2	U	5.7	1.2	ug/Kg	☼	12/28/19 07:26	12/28/19 10:30	1
Vinyl acetate	2.4	U	11	2.4	ug/Kg	☼	12/28/19 07:26	12/28/19 10:30	1
Vinyl chloride	0.95	U	5.7	0.95	ug/Kg	☼	12/28/19 07:26	12/28/19 10:30	1
tert-Butyl alcohol	19	U	230	19	ug/Kg	☼	12/28/19 07:26	12/28/19 10:30	1
Xylenes, Total	1.8	U	11	1.8	ug/Kg	☼	12/28/19 07:26	12/28/19 10:30	1
Chlorodibromomethane	3.2	U	5.7	3.2	ug/Kg	☼	12/28/19 07:26	12/28/19 10:30	1

Surrogate	*%Recovery*	*Qualifier*	*Limits*	*Prepared*	*Analyzed*	*Dil Fac*
1,2-Dichloroethane-d4 (Surr)	*84*		*59 - 120*	*12/28/19 07:26*	*12/28/19 10:30*	*1*
4-Bromofluorobenzene (Surr)	*98*		*51 - 127*	*12/28/19 07:26*	*12/28/19 10:30*	*1*
Toluene-d8 (Surr)	*85*		*64 - 124*	*12/28/19 07:26*	*12/28/19 10:30*	*1*
Dibromofluoromethane (Surr)	*74*		*56 - 122*	*12/28/19 07:26*	*12/28/19 10:30*	*1*

Client Sample ID: E-SB-1797-8-10 — Lab Sample ID: 240-123986-7

Date Collected: 12/16/19 12:05 — **Matrix: Solid**
Date Received: 12/17/19 14:20

General Chemistry

Analyte	Result	Qualifier	RL	MDL	Unit	D	Prepared	Analyzed	Dil Fac
Percent Solids	**79.5**		0.1	0.1	%			12/18/19 14:20	1
Percent Moisture	**20.5**		0.1	0.1	%			12/18/19 14:20	1

Client Sample ID: E-SB-1797-8-10 Lab Sample ID: 240-123986-7

Date Collected: 12/16/19 12:05 **Matrix: Solid**
Date Received: 12/17/19 14:20 **Percent Solids: 79.5**

Method: 8260B - Volatile Organic Compounds (GC/MS)

Analyte	Result	Qualifier	RL	MDL	Unit	D	Prepared	Analyzed	Dil Fac
1,1,1,2-Tetrachloroethane	3.7	U	6.2	3.7	ug/Kg	☼	12/28/19 07:26	12/28/19 10:52	1
1,1,1-Trichloroethane	1.0	U	6.2	1.0	ug/Kg	☼	12/28/19 07:26	12/28/19 10:52	1
1,1,2,2-Tetrachloroethane	1.8	U	6.2	1.8	ug/Kg	☼	12/28/19 07:26	12/28/19 10:52	1
1,1,2-Trichlorotrifluoroethane	1.6	U	6.2	1.6	ug/Kg	☼	12/28/19 07:26	12/28/19 10:52	1
1,1-Dichloroethane	0.87	U	6.2	0.87	ug/Kg	☼	12/28/19 07:26	12/28/19 10:52	1
1,1-Dichloroethene	1.1	U	6.2	1.1	ug/Kg	☼	12/28/19 07:26	12/28/19 10:52	1
1,1-Dichloropropene	1.2	U	6.2	1.2	ug/Kg	☼	12/28/19 07:26	12/28/19 10:52	1
1,2,3-Trichlorobenzene	0.72	U	6.2	0.72	ug/Kg	☼	12/28/19 07:26	12/28/19 10:52	1
1,2,3-Trichloropropane	2.0	U	6.2	2.0	ug/Kg	☼	12/28/19 07:26	12/28/19 10:52	1
1,2,3-Trimethylbenzene	2.3	U	6.2	2.3	ug/Kg	☼	12/28/19 07:26	12/28/19 10:52	1
1,2,4-Trichlorobenzene	0.71	U	6.2	0.71	ug/Kg	☼	12/28/19 07:26	12/28/19 10:52	1
1,2,4-Trimethylbenzene	1.3	U	6.2	1.3	ug/Kg	☼	12/28/19 07:26	12/28/19 10:52	1
1,2-Dibromo-3-Chloropropane	4.5	U	12	4.5	ug/Kg	☼	12/28/19 07:26	12/28/19 10:52	1
1,2-Dichlorobenzene	1.4	U	6.2	1.4	ug/Kg	☼	12/28/19 07:26	12/28/19 10:52	1
1,2-Dichloroethane	0.96	U	6.2	0.96	ug/Kg	☼	12/28/19 07:26	12/28/19 10:52	1
1,2-Dichloropropane	1.1	U	6.2	1.1	ug/Kg	☼	12/28/19 07:26	12/28/19 10:52	1
1,3-Dichlorobenzene	1.0	U	6.2	1.0	ug/Kg	☼	12/28/19 07:26	12/28/19 10:52	1
1,3-Dichloropropane	1.2	U	6.2	1.2	ug/Kg	☼	12/28/19 07:26	12/28/19 10:52	1
1,4-Dichlorobenzene	1.1	U	6.2	1.1	ug/Kg	☼	12/28/19 07:26	12/28/19 10:52	1
2,2-Dichloropropane	1.5	U	6.2	1.5	ug/Kg	☼	12/28/19 07:26	12/28/19 10:52	1
2-Chloroethyl vinyl ether	11	U	62	11	ug/Kg	☼	12/28/19 07:26	12/28/19 10:52	1
2-Chlorotoluene	1.2	U	6.2	1.2	ug/Kg	☼	12/28/19 07:26	12/28/19 10:52	1
2-Hexanone	5.1	U	25	5.1	ug/Kg	☼	12/28/19 07:26	12/28/19 10:52	1
Bromobenzene	1.5	U	6.2	1.5	ug/Kg	☼	12/28/19 07:26	12/28/19 10:52	1
Bromochloromethane	0.74	U	6.2	0.74	ug/Kg	☼	12/28/19 07:26	12/28/19 10:52	1
4-Chlorotoluene	1.1	U	6.2	1.1	ug/Kg	☼	12/28/19 07:26	12/28/19 10:52	1
4-Isopropyltoluene	3.7	U	6.2	3.7	ug/Kg	☼	12/28/19 07:26	12/28/19 10:52	1
Acetone	**57**		31	26	ug/Kg	☼	12/28/19 07:26	12/28/19 10:52	1
Benzene	0.87	U	6.2	0.87	ug/Kg	☼	12/28/19 07:26	12/28/19 10:52	1
Bromoform	3.0	U	6.2	3.0	ug/Kg	☼	12/28/19 07:26	12/28/19 10:52	1
Bromomethane	1.2	U	6.2	1.2	ug/Kg	☼	12/28/19 07:26	12/28/19 10:52	1
Carbon disulfide	1.5	U	6.2	1.5	ug/Kg	☼	12/28/19 07:26	12/28/19 10:52	1
Carbon tetrachloride	4.1	U	6.2	4.1	ug/Kg	☼	12/28/19 07:26	12/28/19 10:52	1
Chlorobenzene	1.1	U	6.2	1.1	ug/Kg	☼	12/28/19 07:26	12/28/19 10:52	1
Chloroethane	1.5	U	6.2	1.5	ug/Kg	☼	12/28/19 07:26	12/28/19 10:52	1
Chloroform	0.98	U	6.2	0.98	ug/Kg	☼	12/28/19 07:26	12/28/19 10:52	1
Chloromethane	1.3	U	6.2	1.3	ug/Kg	☼	12/28/19 07:26	12/28/19 10:52	1
cis-1,2-Dichloroethene	0.81	U	6.2	0.81	ug/Kg	☼	12/28/19 07:26	12/28/19 10:52	1
cis-1,3-Dichloropropene	1.8	U	6.2	1.8	ug/Kg	☼	12/28/19 07:26	12/28/19 10:52	1
Hexachlorobutadiene	4.7	U	6.2	4.7	ug/Kg	☼	12/28/19 07:26	12/28/19 10:52	1
Dibromomethane	0.84	U	6.2	0.84	ug/Kg	☼	12/28/19 07:26	12/28/19 10:52	1
Bromodichloromethane	0.85	U	6.2	0.85	ug/Kg	☼	12/28/19 07:26	12/28/19 10:52	1
Dichlorodifluoromethane	1.2	U	6.2	1.2	ug/Kg	☼	12/28/19 07:26	12/28/19 10:52	1
Ethylbenzene	1.3	U	6.2	1.3	ug/Kg	☼	12/28/19 07:26	12/28/19 10:52	1
1,2-Dibromoethane	0.96	U	6.2	0.96	ug/Kg	☼	12/28/19 07:26	12/28/19 10:52	1
Diisopropyl ether	0.94	U	12	0.94	ug/Kg	☼	12/28/19 07:26	12/28/19 10:52	1
Naphthalene	3.4	U	6.2	3.4	ug/Kg	☼	12/28/19 07:26	12/28/19 10:52	1
n-Butylbenzene	4.3	U	6.2	4.3	ug/Kg	☼	12/28/19 07:26	12/28/19 10:52	1
Isopropylbenzene	1.0	U	6.2	1.0	ug/Kg	☼	12/28/19 07:26	12/28/19 10:52	1

Client Sample ID: E-SB-1797-8-10 Lab Sample ID: 240-123986-7

Date Collected: 12/16/19 12:05 **Matrix: Solid**
Date Received: 12/17/19 14:20 **Percent Solids: 79.5**

Method: 8260B - Volatile Organic Compounds (GC/MS) (Continued)

Analyte	Result	Qualifier	RL	MDL	Unit	D	Prepared	Analyzed	Dil Fac
N-Propylbenzene	0.91	U	6.2	0.91	ug/Kg	☼	12/28/19 07:26	12/28/19 10:52	1
2-Butanone (MEK)	4.4	U	25	4.4	ug/Kg	☼	12/28/19 07:26	12/28/19 10:52	1
4-Methyl-2-pentanone (MIBK)	4.6	U	25	4.6	ug/Kg	☼	12/28/19 07:26	12/28/19 10:52	1
sec-Butylbenzene	1.1	U	6.2	1.1	ug/Kg	☼	12/28/19 07:26	12/28/19 10:52	1
Methyl tert-butyl ether	1.0	U	6.2	1.0	ug/Kg	☼	12/28/19 07:26	12/28/19 10:52	1
Tert-amyl methyl ether	2.8	U	6.2	2.8	ug/Kg	☼	12/28/19 07:26	12/28/19 10:52	1
Methylene Chloride	15	U	31	15	ug/Kg	☼	12/28/19 07:26	12/28/19 10:52	1
Styrene	1.4	U	6.2	1.4	ug/Kg	☼	12/28/19 07:26	12/28/19 10:52	1
Ethyl tert-butyl ether	2.8	U	6.2	2.8	ug/Kg	☼	12/28/19 07:26	12/28/19 10:52	1
tert-Butylbenzene	1.1	U	6.2	1.1	ug/Kg	☼	12/28/19 07:26	12/28/19 10:52	1
Tetrachloroethene	0.91	U	6.2	0.91	ug/Kg	☼	12/28/19 07:26	12/28/19 10:52	1
Toluene	0.96	U	6.2	0.96	ug/Kg	☼	12/28/19 07:26	12/28/19 10:52	1
trans-1,2-Dichloroethene	0.58	U	6.2	0.58	ug/Kg	☼	12/28/19 07:26	12/28/19 10:52	1
trans-1,3-Dichloropropene	1.3	U	6.2	1.3	ug/Kg	☼	12/28/19 07:26	12/28/19 10:52	1
Trichloroethene	0.79	U	6.2	0.79	ug/Kg	☼	12/28/19 07:26	12/28/19 10:52	1
Trichlorofluoromethane	1.3	U	6.2	1.3	ug/Kg	☼	12/28/19 07:26	12/28/19 10:52	1
Vinyl acetate	2.7	U	12	2.7	ug/Kg	☼	12/28/19 07:26	12/28/19 10:52	1
Vinyl chloride	1.0	U	6.2	1.0	ug/Kg	☼	12/28/19 07:26	12/28/19 10:52	1
tert-Butyl alcohol	21	U	250	21	ug/Kg	☼	12/28/19 07:26	12/28/19 10:52	1
Xylenes, Total	2.0	U	12	2.0	ug/Kg	☼	12/28/19 07:26	12/28/19 10:52	1
Chlorodibromomethane	3.5	U	6.2	3.5	ug/Kg	☼	12/28/19 07:26	12/28/19 10:52	1

Surrogate	*%Recovery*	*Qualifier*	*Limits*	*Prepared*	*Analyzed*	*Dil Fac*
1,2-Dichloroethane-d4 (Surr)	*83*		*59 - 120*	*12/28/19 07:26*	*12/28/19 10:52*	*1*
4-Bromofluorobenzene (Surr)	*96*		*51 - 127*	*12/28/19 07:26*	*12/28/19 10:52*	*1*
Toluene-d8 (Surr)	*85*		*64 - 124*	*12/28/19 07:26*	*12/28/19 10:52*	*1*
Dibromofluoromethane (Surr)	*76*		*56 - 122*	*12/28/19 07:26*	*12/28/19 10:52*	*1*

Default Detection Limits

Client: Tetra Tech, Inc.
Job ID: 240-123986-1
Project/Site: MRC Block E Soil Pile Inv

Method: 8260B - Volatile Organic Compounds (GC/MS)

Analyte	RL	MDL	Units
1,1,1,2-Tetrachloroethane	1.0	0.14	ug/L
1,1,1-Trichloroethane	1.0	0.24	ug/L
1,1,2,2-Tetrachloroethane	1.0	0.13	ug/L
1,1,2-Trichlorotrifluoroethane	1.0	0.41	ug/L
1,1-Dichloroethane	1.0	0.17	ug/L
1,1-Dichloroethene	1.0	0.19	ug/L
1,1-Dichloropropene	1.0	0.14	ug/L
1,2,3-Trichlorobenzene	1.0	0.54	ug/L
1,2,3-Trichloropropane	1.0	0.24	ug/L
1,2,3-Trimethylbenzene	5.0	0.14	ug/L
1,2,4-Trichlorobenzene	1.0	0.26	ug/L
1,2,4-Trimethylbenzene	1.0	0.070	ug/L
1,2-Dibromo-3-Chloropropane	2.0	0.91	ug/L
1,2-Dibromoethane	1.0	0.12	ug/L
1,2-Dichlorobenzene	1.0	0.15	ug/L
1,2-Dichloroethane	1.0	0.21	ug/L
1,2-Dichloropropane	1.0	0.15	ug/L
1,3-Dichlorobenzene	1.0	0.15	ug/L
1,3-Dichloropropane	1.0	0.21	ug/L
1,4-Dichlorobenzene	1.0	0.16	ug/L
2,2-Dichloropropane	1.0	0.31	ug/L
2-Butanone (MEK)	10	1.2	ug/L
2-Chloroethyl vinyl ether	10	0.26	ug/L
2-Chlorotoluene	1.0	0.15	ug/L
2-Hexanone	10	0.54	ug/L
4-Chlorotoluene	1.0	0.090	ug/L
4-Isopropyltoluene	1.0	0.13	ug/L
4-Methyl-2-pentanone (MIBK)	10	0.42	ug/L
Acetone	10	5.4	ug/L
Benzene	1.0	0.13	ug/L
Bromobenzene	1.0	0.12	ug/L
Bromochloromethane	1.0	0.14	ug/L
Bromodichloromethane	1.0	0.17	ug/L
Bromoform	1.0	0.76	ug/L
Bromomethane	1.0	0.42	ug/L
Carbon disulfide	1.0	0.28	ug/L
Carbon tetrachloride	1.0	0.26	ug/L
Chlorobenzene	1.0	0.14	ug/L
Chlorodibromomethane	1.0	0.39	ug/L
Chloroethane	1.0	0.83	ug/L
Chloroform	1.0	0.13	ug/L
Chloromethane	1.0	0.20	ug/L
cis-1,2-Dichloroethene	1.0	0.16	ug/L
cis-1,3-Dichloropropene	1.0	0.61	ug/L
Dibromomethane	1.0	0.090	ug/L
Dichlorodifluoromethane	1.0	0.35	ug/L
Diisopropyl ether	10	0.17	ug/L
Ethyl tert-butyl ether	5.0	0.15	ug/L
Ethylbenzene	1.0	0.11	ug/L
Hexachlorobutadiene	1.0	0.83	ug/L
Isopropylbenzene	1.0	0.090	ug/L
Methyl tert-butyl ether	1.0	0.070	ug/L
Methylene Chloride	5.0	2.6	ug/L

Method: 8260B - Volatile Organic Compounds (GC/MS) (Continued)

Analyte	RL	MDL	Units
Naphthalene	1.0	0.32	ug/L
n-Butylbenzene	1.0	0.14	ug/L
N-Propylbenzene	1.0	0.15	ug/L
sec-Butylbenzene	1.0	0.13	ug/L
Styrene	1.0	0.10	ug/L
Tert-amyl methyl ether	5.0	0.11	ug/L
tert-Butyl alcohol	40	1.7	ug/L
tert-Butylbenzene	1.0	0.14	ug/L
Tetrachloroethene	1.0	0.15	ug/L
Toluene	1.0	0.14	ug/L
trans-1,2-Dichloroethene	1.0	0.19	ug/L
trans-1,3-Dichloropropene	1.0	0.67	ug/L
Trichloroethene	1.0	0.10	ug/L
Trichlorofluoromethane	1.0	0.45	ug/L
Vinyl acetate	2.0	0.19	ug/L
Vinyl chloride	1.0	0.20	ug/L
Xylenes, Total	2.0	0.15	ug/L

Method: 8260B - Volatile Organic Compounds (GC/MS)

Prep: 5030A

Analyte	RL	MDL	Units
1,1,1,2-Tetrachloroethane	5.0	3.0	ug/Kg
1,1,1-Trichloroethane	5.0	0.82	ug/Kg
1,1,2,2-Tetrachloroethane	5.0	1.4	ug/Kg
1,1,2-Trichlorotrifluoroethane	5.0	1.3	ug/Kg
1,1-Dichloroethane	5.0	0.69	ug/Kg
1,1-Dichloroethene	5.0	0.90	ug/Kg
1,1-Dichloropropene	5.0	0.99	ug/Kg
1,2,3-Trichlorobenzene	5.0	0.57	ug/Kg
1,2,3-Trichloropropane	5.0	1.6	ug/Kg
1,2,3-Trimethylbenzene	5.0	1.8	ug/Kg
1,2,4-Trichlorobenzene	5.0	0.57	ug/Kg
1,2,4-Trimethylbenzene	5.0	1.0	ug/Kg
1,2-Dibromo-3-Chloropropane	10	3.6	ug/Kg
1,2-Dibromoethane	5.0	0.77	ug/Kg
1,2-Dichlorobenzene	5.0	1.1	ug/Kg
1,2-Dichloroethane	5.0	0.77	ug/Kg
1,2-Dichloropropane	5.0	0.85	ug/Kg
1,3-Dichlorobenzene	5.0	0.82	ug/Kg
1,3-Dichloropropane	5.0	0.99	ug/Kg
1,4-Dichlorobenzene	5.0	0.88	ug/Kg
2,2-Dichloropropane	5.0	1.2	ug/Kg
2-Butanone (MEK)	20	3.6	ug/Kg
2-Chloroethyl vinyl ether	50	8.9	ug/Kg
2-Chlorotoluene	5.0	0.95	ug/Kg
2-Hexanone	20	4.1	ug/Kg
4-Chlorotoluene	5.0	0.86	ug/Kg
4-Isopropyltoluene	5.0	2.9	ug/Kg
4-Methyl-2-pentanone (MIBK)	20	3.7	ug/Kg
Acetone	25	21	ug/Kg
Benzene	5.0	0.70	ug/Kg
Bromobenzene	5.0	1.2	ug/Kg

Method: 8260B - Volatile Organic Compounds (GC/MS) (Continued)

Prep: 5030A

Analyte	RL	MDL	Units
Bromochloromethane	5.0	0.59	ug/Kg
Bromodichloromethane	5.0	0.68	ug/Kg
Bromoform	5.0	2.4	ug/Kg
Bromomethane	5.0	0.99	ug/Kg
Carbon disulfide	5.0	1.2	ug/Kg
Carbon tetrachloride	5.0	3.3	ug/Kg
Chlorobenzene	5.0	0.92	ug/Kg
Chlorodibromomethane	5.0	2.8	ug/Kg
Chloroethane	5.0	1.2	ug/Kg
Chloroform	5.0	0.79	ug/Kg
Chloromethane	5.0	1.0	ug/Kg
cis-1,2-Dichloroethene	5.0	0.65	ug/Kg
cis-1,3-Dichloropropene	5.0	1.4	ug/Kg
Dibromomethane	5.0	0.67	ug/Kg
Dichlorodifluoromethane	5.0	0.94	ug/Kg
Diisopropyl ether	10	0.76	ug/Kg
Ethyl tert-butyl ether	5.0	2.3	ug/Kg
Ethylbenzene	5.0	1.0	ug/Kg
Hexachlorobutadiene	5.0	3.7	ug/Kg
Isopropylbenzene	5.0	0.83	ug/Kg
Methyl tert-butyl ether	5.0	0.82	ug/Kg
Methylene Chloride	25	12	ug/Kg
Naphthalene	5.0	2.7	ug/Kg
n-Butylbenzene	5.0	3.5	ug/Kg
N-Propylbenzene	5.0	0.73	ug/Kg
sec-Butylbenzene	5.0	0.86	ug/Kg
Styrene	5.0	1.2	ug/Kg
Tert-amyl methyl ether	5.0	2.2	ug/Kg
tert-Butyl alcohol	200	17	ug/Kg
tert-Butylbenzene	5.0	0.91	ug/Kg
Tetrachloroethene	5.0	0.73	ug/Kg
Toluene	5.0	0.77	ug/Kg
trans-1,2-Dichloroethene	5.0	0.47	ug/Kg
trans-1,3-Dichloropropene	5.0	1.0	ug/Kg
Trichloroethene	5.0	0.63	ug/Kg
Trichlorofluoromethane	5.0	1.1	ug/Kg
Vinyl acetate	10	2.1	ug/Kg
Vinyl chloride	5.0	0.84	ug/Kg
Xylenes, Total	10	1.6	ug/Kg

General Chemistry

Analyte	RL	MDL	Units
Percent Moisture	0.1	0.1	%
Percent Solids	0.1	0.1	%

Surrogate Summary

Client: Tetra Tech, Inc.
Job ID: 240-123986-1
Project/Site: MRC Block E Soil Pile Inv

Method: 8260B - Volatile Organic Compounds (GC/MS)

Matrix: Solid

Prep Type: Total/NA

		Percent Surrogate Recovery (Acceptance Limits)			
		DCA	BFB	TOL	DBFM
Lab Sample ID	Client Sample ID	(59-120)	(51-127)	(64-124)	(56-122)
240-123986-2	E-SB-1798-6-8	76	85	84	84
240-123986-3	E-SB-1799-2-4	77	109	98	90
240-123986-4	E-SB-1795-2-3	76	99	94	88
240-123986-4 MS	E-SB-1795-2-3	70	92	87	84
240-123986-4 MSD	E-SB-1795-2-3	75	89	87	86
240-123986-5	E-SB-1793-12-14	84	85	93	77
240-123986-6	E-SB-1794-12-14	84	98	85	74
240-123986-7	E-SB-1797-8-10	83	96	85	76
240-124077-C-5-B MS	Matrix Spike	86	62 *	127 X *	82
240-124077-C-5-C MSD	Matrix Spike Duplicate	85	71	109	81
LCS 240-417294/5	Lab Control Sample	71	81	86	83
LCS 240-417294/6	Lab Control Sample	78	91	91	88
LCS 240-417546/6	Lab Control Sample	78	104	91	78
MB 240-417294/8	Method Blank	69	81	80	78
MB 240-417546/7	Method Blank	84	100	89	78

Surrogate Legend

DCA = 1,2-Dichloroethane-d4 (Surr)
BFB = 4-Bromofluorobenzene (Surr)
TOL = Toluene-d8 (Surr)
DBFM = Dibromofluoromethane (Surr)

Method: 8260B - Volatile Organic Compounds (GC/MS)

Matrix: Water

Prep Type: Total/NA

		Percent Surrogate Recovery (Acceptance Limits)			
		DCA	BFB	TOL	DBFM
Lab Sample ID	Client Sample ID	(75-130)	(47-134)	(69-122)	(78-129)
240-123869-C-5 MS	Matrix Spike	83	87	103	92
240-123869-C-5 MSD	Matrix Spike Duplicate	83	89	101	92
240-123986-1	TB-121619	88	90	106	92
LCS 240-417275/5	Lab Control Sample	89	90	104	96
LCS 240-417275/7	Lab Control Sample	80	81	94	83
MB 240-417275/6	Method Blank	91	89	105	93

Surrogate Legend

DCA = 1,2-Dichloroethane-d4 (Surr)
BFB = 4-Bromofluorobenzene (Surr)
TOL = Toluene-d8 (Surr)
DBFM = Dibromofluoromethane (Surr)

Method: 8260B - Volatile Organic Compounds (GC/MS)

Lab Sample ID: MB 240-417275/6 **Client Sample ID: Method Blank**
Matrix: Water **Prep Type: Total/NA**
Analysis Batch: 417275

Analyte	MB Result	MB Qualifier	RL	MDL	Unit	D	Prepared	Analyzed	Dil Fac
1,1,1,2-Tetrachloroethane	0.14	U	1.0	0.14	ug/L			12/26/19 13:53	1
1,1-Dichloropropene	0.14	U	1.0	0.14	ug/L			12/26/19 13:53	1
1,1-Dichloroethane	0.17	U	1.0	0.17	ug/L			12/26/19 13:53	1
1,2,3-Trichlorobenzene	0.54	U	1.0	0.54	ug/L			12/26/19 13:53	1
1,2,3-Trichloropropane	0.24	U	1.0	0.24	ug/L			12/26/19 13:53	1
1,2-Dichloroethane	0.21	U	1.0	0.21	ug/L			12/26/19 13:53	1
1,1-Dichloroethene	0.19	U	1.0	0.19	ug/L			12/26/19 13:53	1
1,2,3-Trimethylbenzene	0.14	U	5.0	0.14	ug/L			12/26/19 13:53	1
1,2-Dichloropropane	0.15	U	1.0	0.15	ug/L			12/26/19 13:53	1
1,2,4-Trimethylbenzene	0.070	U	1.0	0.070	ug/L			12/26/19 13:53	1
2-Hexanone	0.54	U	10	0.54	ug/L			12/26/19 13:53	1
1,1,2,2-Tetrachloroethane	0.13	U	1.0	0.13	ug/L			12/26/19 13:53	1
Acetone	5.4	U	10	5.4	ug/L			12/26/19 13:53	1
Benzene	0.13	U	1.0	0.13	ug/L			12/26/19 13:53	1
Bromoform	0.76	U	1.0	0.76	ug/L			12/26/19 13:53	1
Bromomethane	0.42	U	1.0	0.42	ug/L			12/26/19 13:53	1
Carbon disulfide	0.28	U	1.0	0.28	ug/L			12/26/19 13:53	1
Carbon tetrachloride	0.26	U	1.0	0.26	ug/L			12/26/19 13:53	1
1,1,1-Trichloroethane	0.24	U	1.0	0.24	ug/L			12/26/19 13:53	1
Chlorobenzene	0.14	U	1.0	0.14	ug/L			12/26/19 13:53	1
1,3-Dichloropropane	0.21	U	1.0	0.21	ug/L			12/26/19 13:53	1
Chloroethane	0.83	U	1.0	0.83	ug/L			12/26/19 13:53	1
1,2-Dibromo-3-Chloropropane	0.91	U	2.0	0.91	ug/L			12/26/19 13:53	1
Chloroform	0.13	U	1.0	0.13	ug/L			12/26/19 13:53	1
Chloromethane	0.20	U	1.0	0.20	ug/L			12/26/19 13:53	1
cis-1,2-Dichloroethene	0.16	U	1.0	0.16	ug/L			12/26/19 13:53	1
cis-1,3-Dichloropropene	0.61	U	1.0	0.61	ug/L			12/26/19 13:53	1
Bromodichloromethane	0.17	U	1.0	0.17	ug/L			12/26/19 13:53	1
1,1,2-Trichlorotrifluoroethane	0.41	U	1.0	0.41	ug/L			12/26/19 13:53	1
Dichlorodifluoromethane	0.35	U	1.0	0.35	ug/L			12/26/19 13:53	1
1,2,4-Trichlorobenzene	0.406	J	1.0	0.26	ug/L			12/26/19 13:53	1
Ethylbenzene	0.11	U	1.0	0.11	ug/L			12/26/19 13:53	1
1,2-Dibromoethane	0.12	U	1.0	0.12	ug/L			12/26/19 13:53	1
2,2-Dichloropropane	0.31	U	1.0	0.31	ug/L			12/26/19 13:53	1
1,2-Dichlorobenzene	0.15	U	1.0	0.15	ug/L			12/26/19 13:53	1
1,3-Dichlorobenzene	0.15	U	1.0	0.15	ug/L			12/26/19 13:53	1
1,4-Dichlorobenzene	0.177	J	1.0	0.16	ug/L			12/26/19 13:53	1
2-Chloroethyl vinyl ether	0.26	U	10	0.26	ug/L			12/26/19 13:53	1
Isopropylbenzene	0.090	U	1.0	0.090	ug/L			12/26/19 13:53	1
2-Chlorotoluene	0.15	U	1.0	0.15	ug/L			12/26/19 13:53	1
2-Butanone (MEK)	1.2	U	10	1.2	ug/L			12/26/19 13:53	1
4-Methyl-2-pentanone (MIBK)	0.42	U	10	0.42	ug/L			12/26/19 13:53	1
Bromobenzene	0.12	U	1.0	0.12	ug/L			12/26/19 13:53	1
Methyl tert-butyl ether	0.070	U	1.0	0.070	ug/L			12/26/19 13:53	1
Bromochloromethane	0.14	U	1.0	0.14	ug/L			12/26/19 13:53	1
Methylene Chloride	2.6	U	5.0	2.6	ug/L			12/26/19 13:53	1
4-Chlorotoluene	0.090	U	1.0	0.090	ug/L			12/26/19 13:53	1
Styrene	0.135	J	1.0	0.10	ug/L			12/26/19 13:53	1

Method: 8260B - Volatile Organic Compounds (GC/MS) (Continued)

Lab Sample ID: MB 240-417275/6 **Client Sample ID: Method Blank**
Matrix: Water **Prep Type: Total/NA**
Analysis Batch: 417275

Analyte	MB Result	MB Qualifier	RL	MDL	Unit	D	Prepared	Analyzed	Dil Fac
4-Isopropyltoluene	0.13	U	1.0	0.13	ug/L			12/26/19 13:53	1
Tetrachloroethene	0.15	U	1.0	0.15	ug/L			12/26/19 13:53	1
Hexachlorobutadiene	0.83	U	1.0	0.83	ug/L			12/26/19 13:53	1
Toluene	0.14	U	1.0	0.14	ug/L			12/26/19 13:53	1
Dibromomethane	0.090	U	1.0	0.090	ug/L			12/26/19 13:53	1
Diisopropyl ether	0.17	U	10	0.17	ug/L			12/26/19 13:53	1
trans-1,2-Dichloroethene	0.19	U	1.0	0.19	ug/L			12/26/19 13:53	1
Naphthalene	0.499	J	1.0	0.32	ug/L			12/26/19 13:53	1
trans-1,3-Dichloropropene	0.67	U	1.0	0.67	ug/L			12/26/19 13:53	1
n-Butylbenzene	0.14	U	1.0	0.14	ug/L			12/26/19 13:53	1
Trichloroethene	0.10	U	1.0	0.10	ug/L			12/26/19 13:53	1
N-Propylbenzene	0.15	U	1.0	0.15	ug/L			12/26/19 13:53	1
Trichlorofluoromethane	0.45	U	1.0	0.45	ug/L			12/26/19 13:53	1
sec-Butylbenzene	0.13	U	1.0	0.13	ug/L			12/26/19 13:53	1
Tert-amyl methyl ether	0.11	U	5.0	0.11	ug/L			12/26/19 13:53	1
Ethyl tert-butyl ether	0.15	U	5.0	0.15	ug/L			12/26/19 13:53	1
Vinyl chloride	0.20	U	1.0	0.20	ug/L			12/26/19 13:53	1
tert-Butylbenzene	0.14	U	1.0	0.14	ug/L			12/26/19 13:53	1
Vinyl acetate	0.19	U	2.0	0.19	ug/L			12/26/19 13:53	1
Xylenes, Total	0.15	U	2.0	0.15	ug/L			12/26/19 13:53	1
Chlorodibromomethane	0.39	U	1.0	0.39	ug/L			12/26/19 13:53	1
tert-Butyl alcohol	1.7	U	40	1.7	ug/L			12/26/19 13:53	1

Surrogate	*MB %Recovery*	*MB Qualifier*	*Limits*	*Prepared*	*Analyzed*	*Dil Fac*
1,2-Dichloroethane-d4 (Surr)	*91*		*75 - 130*		*12/26/19 13:53*	*1*
4-Bromofluorobenzene (Surr)	*89*		*47 - 134*		*12/26/19 13:53*	*1*
Toluene-d8 (Surr)	*105*		*69 - 122*		*12/26/19 13:53*	*1*
Dibromofluoromethane (Surr)	*93*		*78 - 129*		*12/26/19 13:53*	*1*

Lab Sample ID: LCS 240-417275/5 **Client Sample ID: Lab Control Sample**
Matrix: Water **Prep Type: Total/NA**
Analysis Batch: 417275

Analyte	Spike Added	LCS Result	LCS Qualifier	Unit	D	%Rec	%Rec. Limits
1,1,1,2-Tetrachloroethane	50.0	51.0		ug/L		102	77 - 120
1,1-Dichloropropene	50.0	43.9		ug/L		88	78 - 120
1,1-Dichloroethane	50.0	44.8		ug/L		90	74 - 126
1,2,3-Trichlorobenzene	50.0	53.2		ug/L		106	42 - 126
1,2,3-Trichloropropane	50.0	57.7		ug/L		115	57 - 137
1,2-Dichloroethane	50.0	51.3		ug/L		103	66 - 129
1,1-Dichloroethene	50.0	46.6		ug/L		93	73 - 129
1,2-Dichloropropane	50.0	48.5		ug/L		97	79 - 127
1,2,4-Trimethylbenzene	50.0	46.2		ug/L		92	66 - 129
2-Hexanone	100	117		ug/L		117	43 - 142
1,1,2,2-Tetrachloroethane	50.0	53.0		ug/L		106	45 - 151
Acetone	100	127		ug/L		127	33 - 155
Benzene	50.0	47.3		ug/L		95	77 - 123
Bromoform	50.0	51.9		ug/L		104	47 - 133

Method: 8260B - Volatile Organic Compounds (GC/MS) (Continued)

Lab Sample ID: LCS 240-417275/5
Matrix: Water
Analysis Batch: 417275

Client Sample ID: Lab Control Sample
Prep Type: Total/NA

Analyte	Spike Added	LCS Result	LCS Qualifier	Unit	D	%Rec	%Rec. Limits
Bromomethane	20.0	13.9		ug/L		70	48 - 144
Carbon disulfide	50.0	43.1		ug/L		86	67 - 127
Carbon tetrachloride	50.0	41.6		ug/L		83	61 - 142
1,1,1-Trichloroethane	50.0	42.0		ug/L		84	65 - 141
Chlorobenzene	50.0	50.4		ug/L		101	80 - 120
1,3-Dichloropropane	50.0	54.7		ug/L		109	74 - 122
Chloroethane	20.0	14.8		ug/L		74	41 - 147
1,2-Dibromo-3-Chloropropane	50.0	53.4		ug/L		107	34 - 136
Chloroform	50.0	46.3		ug/L		93	74 - 127
Chloromethane	20.0	11.0		ug/L		55	46 - 148
cis-1,2-Dichloroethene	50.0	48.4		ug/L		97	75 - 124
cis-1,3-Dichloropropene	50.0	48.6		ug/L		97	68 - 128
Bromodichloromethane	50.0	48.5		ug/L		97	73 - 122
1,1,2-Trichlorotrifluoroethane	50.0	45.8		ug/L		92	54 - 148
Dichlorodifluoromethane	20.0	13.2		ug/L		66	35 - 137
1,2,4-Trichlorobenzene	50.0	51.3		ug/L		103	47 - 120
Ethylbenzene	50.0	49.8		ug/L		100	80 - 120
1,2-Dibromoethane	50.0	56.7		ug/L		113	73 - 120
2,2-Dichloropropane	50.0	39.7		ug/L		79	67 - 137
1,2-Dichlorobenzene	50.0	49.5		ug/L		99	74 - 120
1,3-Dichlorobenzene	50.0	48.4		ug/L		97	74 - 120
1,4-Dichlorobenzene	50.0	48.6		ug/L		97	75 - 120
2-Chloroethyl vinyl ether	50.0	39.3		ug/L		79	29 - 146
Isopropylbenzene	50.0	50.6		ug/L		101	73 - 123
2-Chlorotoluene	50.0	47.0		ug/L		94	73 - 126
2-Butanone (MEK)	100	113		ug/L		113	41 - 151
4-Methyl-2-pentanone (MIBK)	100	114		ug/L		114	43 - 145
Bromobenzene	50.0	50.7		ug/L		101	77 - 120
Methyl tert-butyl ether	50.0	42.8		ug/L		86	57 - 127
Bromochloromethane	50.0	52.0		ug/L		104	70 - 128
Methylene Chloride	50.0	45.9		ug/L		92	63 - 134
4-Chlorotoluene	50.0	47.7		ug/L		95	73 - 126
Styrene	50.0	50.7		ug/L		101	75 - 121
4-Isopropyltoluene	50.0	45.8		ug/L		92	66 - 127
m-Xylene & p-Xylene	50.0	49.3		ug/L		99	79 - 121
o-Xylene	50.0	50.2		ug/L		100	75 - 123
Tetrachloroethene	50.0	53.5		ug/L		107	70 - 125
Hexachlorobutadiene	50.0	50.7		ug/L		101	40 - 120
Toluene	50.0	48.5		ug/L		97	79 - 122
Dibromomethane	50.0	55.6		ug/L		111	67 - 121
trans-1,2-Dichloroethene	50.0	48.0		ug/L		96	74 - 130
Naphthalene	50.0	51.6		ug/L		103	28 - 130
trans-1,3-Dichloropropene	50.0	47.7		ug/L		95	64 - 120
n-Butylbenzene	50.0	44.8		ug/L		90	54 - 129
Trichloroethene	50.0	50.5		ug/L		101	71 - 121
N-Propylbenzene	50.0	46.0		ug/L		92	67 - 130
Trichlorofluoromethane	20.0	13.8		ug/L		69	52 - 148
sec-Butylbenzene	50.0	45.6		ug/L		91	60 - 131
Vinyl chloride	20.0	15.1		ug/L		76	61 - 134

Method: 8260B - Volatile Organic Compounds (GC/MS) (Continued)

Lab Sample ID: LCS 240-417275/5 — **Client Sample ID: Lab Control Sample**
Matrix: Water — **Prep Type: Total/NA**
Analysis Batch: 417275

Analyte	Spike Added	LCS Result	LCS Qualifier	Unit	D	%Rec	%Rec. Limits
tert-Butylbenzene	50.0	45.0		ug/L		90	63 - 126
Vinyl acetate	50.0	48.3		ug/L		97	44 - 160
Xylenes, Total	100	99.5		ug/L		100	78 - 122
tert-Butyl alcohol	500	570		ug/L		114	15 - 169

Surrogate	*LCS %Recovery*	*LCS Qualifier*	*Limits*
1,2-Dichloroethane-d4 (Surr)	*89*		*75 - 130*
4-Bromofluorobenzene (Surr)	*90*		*47 - 134*
Toluene-d8 (Surr)	*104*		*69 - 122*
Dibromofluoromethane (Surr)	*96*		*78 - 129*

Lab Sample ID: LCS 240-417275/7 — **Client Sample ID: Lab Control Sample**
Matrix: Water — **Prep Type: Total/NA**
Analysis Batch: 417275

Surrogate	*LCS %Recovery*	*LCS Qualifier*	*Limits*
1,2-Dichloroethane-d4 (Surr)	*80*		*75 - 130*
4-Bromofluorobenzene (Surr)	*81*		*47 - 134*
Toluene-d8 (Surr)	*94*		*69 - 122*
Dibromofluoromethane (Surr)	*83*		*78 - 129*

Lab Sample ID: MB 240-417294/8 — **Client Sample ID: Method Blank**
Matrix: Solid — **Prep Type: Total/NA**
Analysis Batch: 417294

Analyte	MB Result	MB Qualifier	RL	MDL	Unit	D	Prepared	Analyzed	Dil Fac
1,1,1,2-Tetrachloroethane	3.0	U	5.0	3.0	ug/Kg			12/26/19 17:06	1
1,1-Dichloropropene	0.99	U	5.0	0.99	ug/Kg			12/26/19 17:06	1
1,1-Dichloroethane	0.69	U	5.0	0.69	ug/Kg			12/26/19 17:06	1
1,2,3-Trichlorobenzene	0.57	U	5.0	0.57	ug/Kg			12/26/19 17:06	1
1,2,3-Trichloropropane	1.6	U	5.0	1.6	ug/Kg			12/26/19 17:06	1
1,2-Dichloroethane	0.77	U	5.0	0.77	ug/Kg			12/26/19 17:06	1
1,1-Dichloroethene	0.90	U	5.0	0.90	ug/Kg			12/26/19 17:06	1
1,2,3-Trimethylbenzene	1.8	U	5.0	1.8	ug/Kg			12/26/19 17:06	1
1,2-Dichloropropane	0.85	U	5.0	0.85	ug/Kg			12/26/19 17:06	1
1,2,4-Trimethylbenzene	1.0	U	5.0	1.0	ug/Kg			12/26/19 17:06	1
2-Hexanone	4.1	U	20	4.1	ug/Kg			12/26/19 17:06	1
1,1,2,2-Tetrachloroethane	1.4	U	5.0	1.4	ug/Kg			12/26/19 17:06	1
Acetone	21	U	25	21	ug/Kg			12/26/19 17:06	1
Benzene	0.70	U	5.0	0.70	ug/Kg			12/26/19 17:06	1
Bromoform	2.4	U	5.0	2.4	ug/Kg			12/26/19 17:06	1
Bromomethane	0.99	U	5.0	0.99	ug/Kg			12/26/19 17:06	1
Carbon disulfide	1.2	U	5.0	1.2	ug/Kg			12/26/19 17:06	1
Carbon tetrachloride	3.3	U	5.0	3.3	ug/Kg			12/26/19 17:06	1
1,1,1-Trichloroethane	0.82	U	5.0	0.82	ug/Kg			12/26/19 17:06	1
Chlorobenzene	0.92	U	5.0	0.92	ug/Kg			12/26/19 17:06	1
1,3-Dichloropropane	0.99	U	5.0	0.99	ug/Kg			12/26/19 17:06	1
Chloroethane	1.2	U	5.0	1.2	ug/Kg			12/26/19 17:06	1

Method: 8260B - Volatile Organic Compounds (GC/MS) (Continued)

Lab Sample ID: MB 240-417294/8 **Client Sample ID: Method Blank**
Matrix: Solid **Prep Type: Total/NA**
Analysis Batch: 417294

Analyte	MB Result	MB Qualifier	RL	MDL	Unit	D	Prepared	Analyzed	Dil Fac
1,2-Dibromo-3-Chloropropane	3.6	U	10	3.6	ug/Kg			12/26/19 17:06	1
Chloroform	0.79	U	5.0	0.79	ug/Kg			12/26/19 17:06	1
Chloromethane	1.0	U	5.0	1.0	ug/Kg			12/26/19 17:06	1
cis-1,2-Dichloroethene	0.65	U	5.0	0.65	ug/Kg			12/26/19 17:06	1
cis-1,3-Dichloropropene	1.4	U	5.0	1.4	ug/Kg			12/26/19 17:06	1
Bromodichloromethane	0.68	U	5.0	0.68	ug/Kg			12/26/19 17:06	1
1,1,2-Trichlorotrifluoroethane	1.3	U	5.0	1.3	ug/Kg			12/26/19 17:06	1
Dichlorodifluoromethane	0.94	U	5.0	0.94	ug/Kg			12/26/19 17:06	1
1,2,4-Trichlorobenzene	0.57	U	5.0	0.57	ug/Kg			12/26/19 17:06	1
Ethylbenzene	1.0	U	5.0	1.0	ug/Kg			12/26/19 17:06	1
1,2-Dibromoethane	0.77	U	5.0	0.77	ug/Kg			12/26/19 17:06	1
2,2-Dichloropropane	1.2	U	5.0	1.2	ug/Kg			12/26/19 17:06	1
1,2-Dichlorobenzene	1.1	U	5.0	1.1	ug/Kg			12/26/19 17:06	1
1,3-Dichlorobenzene	0.82	U	5.0	0.82	ug/Kg			12/26/19 17:06	1
1,4-Dichlorobenzene	0.88	U	5.0	0.88	ug/Kg			12/26/19 17:06	1
2-Chloroethyl vinyl ether	8.9	U	50	8.9	ug/Kg			12/26/19 17:06	1
Isopropylbenzene	0.83	U	5.0	0.83	ug/Kg			12/26/19 17:06	1
2-Chlorotoluene	0.95	U	5.0	0.95	ug/Kg			12/26/19 17:06	1
2-Butanone (MEK)	3.6	U	20	3.6	ug/Kg			12/26/19 17:06	1
4-Methyl-2-pentanone (MIBK)	3.7	U	20	3.7	ug/Kg			12/26/19 17:06	1
Bromobenzene	1.2	U	5.0	1.2	ug/Kg			12/26/19 17:06	1
Methyl tert-butyl ether	0.82	U	5.0	0.82	ug/Kg			12/26/19 17:06	1
Bromochloromethane	0.59	U	5.0	0.59	ug/Kg			12/26/19 17:06	1
Methylene Chloride	12	U	25	12	ug/Kg			12/26/19 17:06	1
4-Chlorotoluene	0.86	U	5.0	0.86	ug/Kg			12/26/19 17:06	1
Styrene	1.2	U	5.0	1.2	ug/Kg			12/26/19 17:06	1
4-Isopropyltoluene	2.9	U	5.0	2.9	ug/Kg			12/26/19 17:06	1
Tetrachloroethene	0.73	U	5.0	0.73	ug/Kg			12/26/19 17:06	1
Hexachlorobutadiene	3.7	U	5.0	3.7	ug/Kg			12/26/19 17:06	1
Toluene	0.77	U	5.0	0.77	ug/Kg			12/26/19 17:06	1
Dibromomethane	0.67	U	5.0	0.67	ug/Kg			12/26/19 17:06	1
Diisopropyl ether	0.76	U	10	0.76	ug/Kg			12/26/19 17:06	1
trans-1,2-Dichloroethene	0.47	U	5.0	0.47	ug/Kg			12/26/19 17:06	1
Naphthalene	2.7	U	5.0	2.7	ug/Kg			12/26/19 17:06	1
trans-1,3-Dichloropropene	1.0	U	5.0	1.0	ug/Kg			12/26/19 17:06	1
n-Butylbenzene	3.5	U	5.0	3.5	ug/Kg			12/26/19 17:06	1
Trichloroethene	0.63	U	5.0	0.63	ug/Kg			12/26/19 17:06	1
N-Propylbenzene	0.73	U	5.0	0.73	ug/Kg			12/26/19 17:06	1
Trichlorofluoromethane	1.1	U	5.0	1.1	ug/Kg			12/26/19 17:06	1
sec-Butylbenzene	0.86	U	5.0	0.86	ug/Kg			12/26/19 17:06	1
Tert-amyl methyl ether	2.2	U	5.0	2.2	ug/Kg			12/26/19 17:06	1
Ethyl tert-butyl ether	2.3	U	5.0	2.3	ug/Kg			12/26/19 17:06	1
Vinyl chloride	0.84	U	5.0	0.84	ug/Kg			12/26/19 17:06	1
tert-Butylbenzene	0.91	U	5.0	0.91	ug/Kg			12/26/19 17:06	1
Vinyl acetate	2.1	U	10	2.1	ug/Kg			12/26/19 17:06	1
Xylenes, Total	1.6	U	10	1.6	ug/Kg			12/26/19 17:06	1
Chlorodibromomethane	2.8	U	5.0	2.8	ug/Kg			12/26/19 17:06	1
tert-Butyl alcohol	17	U	200	17	ug/Kg			12/26/19 17:06	1

Method: 8260B - Volatile Organic Compounds (GC/MS) (Continued)

Lab Sample ID: MB 240-417294/8
Matrix: Solid
Analysis Batch: 417294

Client Sample ID: Method Blank
Prep Type: Total/NA

Surrogate	MB %Recovery	MB Qualifier	Limits	Prepared	Analyzed	Dil Fac
1,2-Dichloroethane-d4 (Surr)	*69*		*59 - 120*		*12/26/19 17:06*	*1*
4-Bromofluorobenzene (Surr)	*81*		*51 - 127*		*12/26/19 17:06*	*1*
Toluene-d8 (Surr)	*80*		*64 - 124*		*12/26/19 17:06*	*1*
Dibromofluoromethane (Surr)	*78*		*56 - 122*		*12/26/19 17:06*	*1*

Lab Sample ID: LCS 240-417294/5
Matrix: Solid
Analysis Batch: 417294

Client Sample ID: Lab Control Sample
Prep Type: Total/NA

Analyte	Spike Added	LCS Result	LCS Qualifier	Unit	D	%Rec	%Rec. Limits
1,1,1,2-Tetrachloroethane	50.0	48.1		ug/Kg		96	72 - 120
1,1-Dichloropropene	50.0	46.1		ug/Kg		92	69 - 120
1,1-Dichloroethane	50.0	42.4		ug/Kg		85	69 - 120
1,2,3-Trichlorobenzene	50.0	44.5		ug/Kg		89	55 - 124
1,2,3-Trichloropropane	50.0	42.6		ug/Kg		85	68 - 130
1,2-Dichloroethane	50.0	40.0		ug/Kg		80	66 - 120
1,1-Dichloroethene	50.0	45.6		ug/Kg		91	48 - 140
1,2-Dichloropropane	50.0	44.1		ug/Kg		88	77 - 120
1,2,4-Trimethylbenzene	50.0	44.9		ug/Kg		90	69 - 122
2-Hexanone	100	72.9		ug/Kg		73	54 - 135
1,1,2,2-Tetrachloroethane	50.0	44.2		ug/Kg		88	61 - 134
Acetone	100	60.6		ug/Kg		61	47 - 157
Benzene	50.0	46.2		ug/Kg		92	75 - 120
Bromoform	50.0	55.8		ug/Kg		112	44 - 131
Bromomethane	20.0	18.7		ug/Kg		93	10 - 158
Carbon disulfide	50.0	41.5		ug/Kg		83	33 - 144
Carbon tetrachloride	50.0	43.3		ug/Kg		87	54 - 130
1,1,1-Trichloroethane	50.0	44.1		ug/Kg		88	60 - 126
Chlorobenzene	50.0	47.2		ug/Kg		94	79 - 120
1,3-Dichloropropane	50.0	45.4		ug/Kg		91	76 - 120
Chloroethane	20.0	15.9		ug/Kg		79	10 - 159
1,2-Dibromo-3-Chloropropane	50.0	49.1		ug/Kg		98	35 - 137
Chloroform	50.0	44.2		ug/Kg		88	74 - 120
Chloromethane	20.0	12.8		ug/Kg		64	40 - 127
cis-1,2-Dichloroethene	50.0	47.4		ug/Kg		95	76 - 120
cis-1,3-Dichloropropene	50.0	45.8		ug/Kg		92	62 - 124
Bromodichloromethane	50.0	48.1		ug/Kg		96	63 - 121
1,1,2-Trichlorotrifluoroethane	50.0	39.4		ug/Kg		79	58 - 144
Dichlorodifluoromethane	20.0	13.7		ug/Kg		69	18 - 137
1,2,4-Trichlorobenzene	50.0	44.2		ug/Kg		88	56 - 120
Ethylbenzene	50.0	47.4		ug/Kg		95	75 - 120
1,2-Dibromoethane	50.0	47.1		ug/Kg		94	73 - 126
2,2-Dichloropropane	50.0	42.2		ug/Kg		84	47 - 131
1,2-Dichlorobenzene	50.0	45.0		ug/Kg		90	74 - 120
1,3-Dichlorobenzene	50.0	46.3		ug/Kg		93	74 - 120
1,4-Dichlorobenzene	50.0	46.2		ug/Kg		92	74 - 120
2-Chloroethyl vinyl ether	50.0	37.2	J	ug/Kg		74	36 - 132
Isopropylbenzene	50.0	49.3		ug/Kg		99	74 - 120

Method: 8260B - Volatile Organic Compounds (GC/MS) (Continued)

Lab Sample ID: LCS 240-417294/5
Matrix: Solid
Analysis Batch: 417294

Client Sample ID: Lab Control Sample
Prep Type: Total/NA

Analyte	Spike Added	LCS Result	LCS Qualifier	Unit	D	%Rec	%Rec. Limits
2-Chlorotoluene	50.0	48.2		ug/Kg		96	72 - 121
2-Butanone (MEK)	100	70.2		ug/Kg		70	61 - 131
4-Methyl-2-pentanone (MIBK)	100	72.0		ug/Kg		72	56 - 124
Bromobenzene	50.0	49.1		ug/Kg		98	73 - 120
Methyl tert-butyl ether	50.0	40.2		ug/Kg		80	66 - 120
Bromochloromethane	50.0	47.0		ug/Kg		94	74 - 120
Methylene Chloride	50.0	43.1		ug/Kg		86	48 - 142
4-Chlorotoluene	50.0	45.9		ug/Kg		92	72 - 124
Styrene	50.0	46.1		ug/Kg		92	70 - 120
4-Isopropyltoluene	50.0	46.0		ug/Kg		92	70 - 121
m-Xylene & p-Xylene	50.0	46.4		ug/Kg		93	76 - 120
o-Xylene	50.0	46.9		ug/Kg		94	76 - 120
Tetrachloroethene	50.0	49.6		ug/Kg		99	75 - 124
Hexachlorobutadiene	50.0	51.5		ug/Kg		103	63 - 130
Toluene	50.0	45.7		ug/Kg		91	76 - 120
Dibromomethane	50.0	47.6		ug/Kg		95	74 - 120
trans-1,2-Dichloroethene	50.0	47.5		ug/Kg		95	74 - 125
Naphthalene	50.0	39.9		ug/Kg		80	43 - 127
trans-1,3-Dichloropropene	50.0	40.0		ug/Kg		80	58 - 120
n-Butylbenzene	50.0	44.9		ug/Kg		90	64 - 123
Trichloroethene	50.0	51.9		ug/Kg		104	75 - 123
N-Propylbenzene	50.0	47.1		ug/Kg		94	70 - 122
Trichlorofluoromethane	20.0	18.0		ug/Kg		90	33 - 152
sec-Butylbenzene	50.0	48.3		ug/Kg		97	69 - 122
Vinyl chloride	20.0	14.7		ug/Kg		73	39 - 140
tert-Butylbenzene	50.0	47.3		ug/Kg		95	68 - 121
Vinyl acetate	50.0	41.7		ug/Kg		83	55 - 138
Xylenes, Total	100	93.3		ug/Kg		93	77 - 120
tert-Butyl alcohol	500	284		ug/Kg		57	40 - 138

Surrogate	*LCS %Recovery*	*LCS Qualifier*	*Limits*
1,2-Dichloroethane-d4 (Surr)	*71*		*59 - 120*
4-Bromofluorobenzene (Surr)	*81*		*51 - 127*
Toluene-d8 (Surr)	*86*		*64 - 124*
Dibromofluoromethane (Surr)	*83*		*56 - 122*

Lab Sample ID: LCS 240-417294/6
Matrix: Solid
Analysis Batch: 417294

Client Sample ID: Lab Control Sample
Prep Type: Total/NA

Surrogate	*LCS %Recovery*	*LCS Qualifier*	*Limits*
1,2-Dichloroethane-d4 (Surr)	*78*		*59 - 120*
4-Bromofluorobenzene (Surr)	*91*		*51 - 127*
Toluene-d8 (Surr)	*91*		*64 - 124*
Dibromofluoromethane (Surr)	*88*		*56 - 122*

Method: 8260B - Volatile Organic Compounds (GC/MS) (Continued)

Lab Sample ID: 240-123986-4 MS
Client Sample ID: E-SB-1795-2-3
Matrix: Solid
Prep Type: Total/NA
Analysis Batch: 417294
Prep Batch: 417328

Analyte	Sample Result	Sample Qualifier	Spike Added	MS Result	MS Qualifier	Unit	D	%Rec	%Rec. Limits
1,1,1,2-Tetrachloroethane	3.3	U	57.5	40.4		ug/Kg	☼	70	19 - 129
1,1-Dichloropropene	1.1	U	57.5	39.6		ug/Kg	☼	69	36 - 120
1,1-Dichloroethane	0.78	U	57.5	43.4		ug/Kg	☼	76	35 - 129
1,2,3-Trichlorobenzene	0.64	U	57.5	17.3		ug/Kg	☼	30	10 - 120
1,2,3-Trichloropropane	1.8	U	57.5	47.1		ug/Kg	☼	82	38 - 146
1,2-Dichloroethane	0.87	U	57.5	39.4		ug/Kg	☼	69	33 - 130
1,1-Dichloroethene	1.0	U	57.5	42.8		ug/Kg	☼	74	20 - 150
1,2-Dichloropropane	0.95	U	57.5	44.2		ug/Kg	☼	77	33 - 134
1,2,4-Trimethylbenzene	1.1	U	57.5	30.2		ug/Kg	☼	53	10 - 138
2-Hexanone	4.6	U	115	66.0		ug/Kg	☼	57	23 - 149
1,1,2,2-Tetrachloroethane	1.6	U	57.5	48.0		ug/Kg	☼	84	10 - 168
Acetone	24	U	115	188		ug/Kg	☼	163	18 - 167
Benzene	0.78	U	57.5	44.5		ug/Kg	☼	77	32 - 131
Bromoform	2.7	U	57.5	44.8		ug/Kg	☼	78	10 - 122
Bromomethane	1.1	U	23.0	13.4		ug/Kg	☼	58	10 - 149
Carbon disulfide	1.3	U	57.5	36.9		ug/Kg	☼	64	10 - 134
Carbon tetrachloride	3.6	U	57.5	37.3		ug/Kg	☼	65	13 - 131
1,1,1-Trichloroethane	0.92	U	57.5	42.3		ug/Kg	☼	74	27 - 131
Chlorobenzene	1.0	U	57.5	33.9		ug/Kg	☼	59	16 - 129
1,3-Dichloropropane	1.1	U	57.5	41.7		ug/Kg	☼	73	44 - 126
Chloroethane	1.4	U	23.0	15.2		ug/Kg	☼	66	10 - 155
1,2-Dibromo-3-Chloropropane	4.0	U	57.5	44.9		ug/Kg	☼	78	10 - 135
Chloroform	0.88	U	57.5	44.8		ug/Kg	☼	78	38 - 129
Chloromethane	1.2	U	23.0	13.2		ug/Kg	☼	57	20 - 140
cis-1,2-Dichloroethene	0.73	U	57.5	43.1		ug/Kg	☼	75	35 - 130
cis-1,3-Dichloropropene	1.6	U	57.5	35.8		ug/Kg	☼	62	12 - 131
Bromodichloromethane	0.76	U	57.5	45.6		ug/Kg	☼	79	18 - 125
1,1,2-Trichlorotrifluoroethane	1.4	U	57.5	44.1		ug/Kg	☼	77	30 - 145
Dichlorodifluoromethane	1.1	U	23.0	13.8		ug/Kg	☼	60	10 - 141
1,2,4-Trichlorobenzene	0.64	U	57.5	17.8		ug/Kg	☼	31	10 - 120
Ethylbenzene	1.2	U	57.5	33.7		ug/Kg	☼	59	12 - 133
1,2-Dibromoethane	0.86	U	57.5	40.1		ug/Kg	☼	70	24 - 138
2,2-Dichloropropane	1.3	U	57.5	38.8		ug/Kg	☼	68	34 - 124
1,2-Dichlorobenzene	1.2	U	57.5	28.2		ug/Kg	☼	49	10 - 131
1,3-Dichlorobenzene	0.91	U	57.5	27.5		ug/Kg	☼	48	10 - 131
1,4-Dichlorobenzene	0.99	U	57.5	26.1		ug/Kg	☼	45	10 - 129
2-Chloroethyl vinyl ether	10	U	57.5	35.5	J	ug/Kg	☼	62	26 - 128
Isopropylbenzene	0.93	U	57.5	32.6		ug/Kg	☼	57	10 - 135
2-Chlorotoluene	1.1	U	57.5	34.6		ug/Kg	☼	60	12 - 139
2-Butanone (MEK)	4.0	U	115	66.2		ug/Kg	☼	58	31 - 148
4-Methyl-2-pentanone (MIBK)	4.2	U	115	79.0		ug/Kg	☼	69	29 - 140
Bromobenzene	1.3	U	57.5	37.0		ug/Kg	☼	64	16 - 136
Methyl tert-butyl ether	0.92	U	57.5	45.0		ug/Kg	☼	78	42 - 127
Bromochloromethane	0.67	U	57.5	45.0		ug/Kg	☼	78	50 - 125
Methylene Chloride	13	U	57.5	44.2		ug/Kg	☼	77	22 - 153
4-Chlorotoluene	0.97	U	57.5	28.5		ug/Kg	☼	50	14 - 128
Styrene	1.3	U	57.5	29.2		ug/Kg	☼	51	10 - 127
4-Isopropyltoluene	3.3	U	57.5	26.6		ug/Kg	☼	46	10 - 135

Method: 8260B - Volatile Organic Compounds (GC/MS) (Continued)

Lab Sample ID: 240-123986-4 MS **Client Sample ID: E-SB-1795-2-3**
Matrix: Solid **Prep Type: Total/NA**
Analysis Batch: 417294 **Prep Batch: 417328**

Analyte	Sample Result	Sample Qualifier	Spike Added	MS Result	MS Qualifier	Unit	D	%Rec	%Rec. Limits
m-Xylene & p-Xylene	0.88	U	57.5	32.1		ug/Kg	☼	56	10 - 132
o-Xylene	0.96	U	57.5	33.7		ug/Kg	☼	59	11 - 134
Tetrachloroethene	0.82	U	57.5	58.5		ug/Kg	☼	102	13 - 144
Hexachlorobutadiene	4.2	U	57.5	19.3		ug/Kg	☼	34	10 - 120
Toluene	0.87	U	57.5	38.0		ug/Kg	☼	66	20 - 141
Dibromomethane	0.75	U	57.5	41.6		ug/Kg	☼	72	30 - 126
trans-1,2-Dichloroethene	0.52	U	57.5	40.6		ug/Kg	☼	71	31 - 138
Naphthalene	3.0	U	57.5	21.5		ug/Kg	☼	37	10 - 120
trans-1,3-Dichloropropene	1.2	U	57.5	27.2		ug/Kg	☼	47	10 - 123
n-Butylbenzene	3.9	U	57.5	21.3		ug/Kg	☼	37	10 - 141
Trichloroethene	0.71	U	57.5	43.8		ug/Kg	☼	76	10 - 162
N-Propylbenzene	0.82	U	57.5	30.4		ug/Kg	☼	53	10 - 135
Trichlorofluoromethane	1.2	U	23.0	16.3		ug/Kg	☼	71	16 - 148
sec-Butylbenzene	0.97	U	57.5	30.3		ug/Kg	☼	53	10 - 142
Vinyl chloride	0.94	U	23.0	14.0		ug/Kg	☼	61	15 - 150
tert-Butylbenzene	1.0	U	57.5	43.1		ug/Kg	☼	75	10 - 142
Vinyl acetate	2.4	U F1	57.5	2.4	U F1	ug/Kg	☼	0	10 - 139
Xylenes, Total	1.8	U	115	65.8		ug/Kg	☼	57	10 - 134
tert-Butyl alcohol	19	U	575	351		ug/Kg	☼	61	45 - 139

Surrogate	*MS %Recovery*	*MS Qualifier*	*Limits*
1,2-Dichloroethane-d4 (Surr)	*70*		*59 - 120*
4-Bromofluorobenzene (Surr)	*92*		*51 - 127*
Toluene-d8 (Surr)	*87*		*64 - 124*
Dibromofluoromethane (Surr)	*84*		*56 - 122*

Lab Sample ID: 240-123986-4 MSD **Client Sample ID: E-SB-1795-2-3**
Matrix: Solid **Prep Type: Total/NA**
Analysis Batch: 417294 **Prep Batch: 417328**

Analyte	Sample Result	Sample Qualifier	Spike Added	MSD Result	MSD Qualifier	Unit	D	%Rec	%Rec. Limits	RPD	RPD Limit
1,1,1,2-Tetrachloroethane	3.3	U	55.1	38.6		ug/Kg	☼	70	19 - 129	4	40
1,1-Dichloropropene	1.1	U	55.1	40.7		ug/Kg	☼	74	36 - 120	3	39
1,1-Dichloroethane	0.78	U	55.1	39.4		ug/Kg	☼	72	35 - 129	10	40
1,2,3-Trichlorobenzene	0.64	U	55.1	23.4		ug/Kg	☼	42	10 - 120	30	40
1,2,3-Trichloropropane	1.8	U	55.1	40.0		ug/Kg	☼	73	38 - 146	16	40
1,2-Dichloroethane	0.87	U	55.1	36.5		ug/Kg	☼	66	33 - 130	8	40
1,1-Dichloroethene	1.0	U	55.1	39.4		ug/Kg	☼	72	20 - 150	8	40
1,2-Dichloropropane	0.95	U	55.1	40.4		ug/Kg	☼	73	33 - 134	9	40
1,2,4-Trimethylbenzene	1.1	U	55.1	32.3		ug/Kg	☼	59	10 - 138	7	40
2-Hexanone	4.6	U	110	64.8		ug/Kg	☼	59	23 - 149	2	40
1,1,2,2-Tetrachloroethane	1.6	U	55.1	40.4		ug/Kg	☼	73	10 - 168	17	40
Acetone	24	U	110	163		ug/Kg	☼	148	18 - 167	14	40
Benzene	0.78	U	55.1	42.0		ug/Kg	☼	76	32 - 131	6	40
Bromoform	2.7	U	55.1	43.7		ug/Kg	☼	79	10 - 122	3	40
Bromomethane	1.1	U	22.0	12.5		ug/Kg	☼	57	10 - 149	8	40
Carbon disulfide	1.3	U	55.1	35.3		ug/Kg	☼	64	10 - 134	4	40
Carbon tetrachloride	3.6	U	55.1	36.7		ug/Kg	☼	67	13 - 131	2	40

Method: 8260B - Volatile Organic Compounds (GC/MS) (Continued)

Lab Sample ID: 240-123986-4 MSD **Client Sample ID: E-SB-1795-2-3**
Matrix: Solid **Prep Type: Total/NA**
Analysis Batch: 417294 **Prep Batch: 417328**

Analyte	Sample Result	Sample Qualifier	Spike Added	MSD Result	MSD Qualifier	Unit	D	%Rec	%Rec. Limits	RPD	RPD Limit
1,1,1-Trichloroethane	0.92	U	55.1	39.9		ug/Kg	☼	72	27 - 131	6	40
Chlorobenzene	1.0	U	55.1	36.2		ug/Kg	☼	66	16 - 129	6	40
1,3-Dichloropropane	1.1	U	55.1	38.5		ug/Kg	☼	70	44 - 126	8	39
Chloroethane	1.4	U	22.0	14.0		ug/Kg	☼	64	10 - 155	8	40
1,2-Dibromo-3-Chloropropane	4.0	U	55.1	41.8		ug/Kg	☼	76	10 - 135	7	40
Chloroform	0.88	U	55.1	40.9		ug/Kg	☼	74	38 - 129	9	40
Chloromethane	1.2	U	22.0	11.8		ug/Kg	☼	53	20 - 140	11	40
cis-1,2-Dichloroethene	0.73	U	55.1	42.0		ug/Kg	☼	76	35 - 130	3	40
cis-1,3-Dichloropropene	1.6	U	55.1	37.6		ug/Kg	☼	68	12 - 131	5	40
Bromodichloromethane	0.76	U	55.1	42.5		ug/Kg	☼	77	18 - 125	7	40
1,1,2-Trichlorotrifluoroethane	1.4	U	55.1	40.2		ug/Kg	☼	73	30 - 145	9	40
Dichlorodifluoromethane	1.1	U	22.0	12.8		ug/Kg	☼	58	10 - 141	8	40
1,2,4-Trichlorobenzene	0.64	U	55.1	22.3		ug/Kg	☼	41	10 - 120	23	40
Ethylbenzene	1.2	U	55.1	35.6		ug/Kg	☼	65	12 - 133	5	40
1,2-Dibromoethane	0.86	U	55.1	40.3		ug/Kg	☼	73	24 - 138	0	40
2,2-Dichloropropane	1.3	U	55.1	38.5		ug/Kg	☼	70	34 - 124	1	40
1,2-Dichlorobenzene	1.2	U	55.1	29.5		ug/Kg	☼	54	10 - 131	5	40
1,3-Dichlorobenzene	0.91	U	55.1	30.2		ug/Kg	☼	55	10 - 131	10	40
1,4-Dichlorobenzene	0.99	U	55.1	29.0		ug/Kg	☼	53	10 - 129	11	40
2-Chloroethyl vinyl ether	10	U	55.1	34.0	J	ug/Kg	☼	62	26 - 128	4	40
Isopropylbenzene	0.93	U	55.1	35.6		ug/Kg	☼	65	10 - 135	9	40
2-Chlorotoluene	1.1	U	55.1	35.3		ug/Kg	☼	64	12 - 139	2	40
2-Butanone (MEK)	4.0	U	110	62.7		ug/Kg	☼	57	31 - 148	5	40
4-Methyl-2-pentanone (MIBK)	4.2	U	110	71.5		ug/Kg	☼	65	29 - 140	10	40
Bromobenzene	1.3	U	55.1	36.8		ug/Kg	☼	67	16 - 136	1	40
Methyl tert-butyl ether	0.92	U	55.1	39.1		ug/Kg	☼	71	42 - 127	14	40
Bromochloromethane	0.67	U	55.1	42.8		ug/Kg	☼	78	50 - 125	5	39
Methylene Chloride	13	U	55.1	39.3		ug/Kg	☼	71	22 - 153	12	40
4-Chlorotoluene	0.97	U	55.1	31.5		ug/Kg	☼	57	14 - 128	10	40
Styrene	1.3	U	55.1	32.3		ug/Kg	☼	59	10 - 127	10	40
4-Isopropyltoluene	3.3	U	55.1	30.6		ug/Kg	☼	56	10 - 135	14	40
m-Xylene & p-Xylene	0.88	U	55.1	34.7		ug/Kg	☼	63	10 - 132	8	40
o-Xylene	0.96	U	55.1	35.2		ug/Kg	☼	64	11 - 134	4	40
Tetrachloroethene	0.82	U	55.1	58.8		ug/Kg	☼	107	13 - 144	1	40
Hexachlorobutadiene	4.2	U	55.1	26.0		ug/Kg	☼	47	10 - 120	30	40
Toluene	0.87	U	55.1	37.6		ug/Kg	☼	68	20 - 141	1	40
Dibromomethane	0.75	U	55.1	40.9		ug/Kg	☼	74	30 - 126	2	39
trans-1,2-Dichloroethene	0.52	U	55.1	41.0		ug/Kg	☼	74	31 - 138	1	40
Naphthalene	3.0	U	55.1	25.3		ug/Kg	☼	46	10 - 120	16	40
trans-1,3-Dichloropropene	1.2	U	55.1	30.6		ug/Kg	☼	56	10 - 123	12	40
n-Butylbenzene	3.9	U	55.1	27.4		ug/Kg	☼	50	10 - 141	25	40
Trichloroethene	0.71	U	55.1	44.7		ug/Kg	☼	81	10 - 162	2	40
N-Propylbenzene	0.82	U	55.1	33.7		ug/Kg	☼	61	10 - 135	10	40
Trichlorofluoromethane	1.2	U	22.0	15.5		ug/Kg	☼	70	16 - 148	5	40
sec-Butylbenzene	0.97	U	55.1	33.9		ug/Kg	☼	62	10 - 142	11	40
Vinyl chloride	0.94	U	22.0	13.5		ug/Kg	☼	61	15 - 150	4	40
tert-Butylbenzene	1.0	U	55.1	44.0		ug/Kg	☼	80	10 - 142	2	40
Vinyl acetate	2.4	U F1	55.1	2.3	U F1	ug/Kg	☼	0	10 - 139	NC	40
Xylenes, Total	1.8	U	110	69.9		ug/Kg	☼	63	10 - 134	6	40

Method: 8260B - Volatile Organic Compounds (GC/MS) (Continued)

Lab Sample ID: 240-123986-4 MSD **Client Sample ID: E-SB-1795-2-3**
Matrix: Solid **Prep Type: Total/NA**
Analysis Batch: 417294 **Prep Batch: 417328**

Analyte	Sample Result	Sample Qualifier	Spike Added	MSD Result	MSD Qualifier	Unit	D	%Rec	%Rec. Limits	RPD	RPD Limit
tert-Butyl alcohol	19	U	551	378		ug/Kg	☼	69	45 - 139	8	40

Surrogate	*MSD %Recovery*	*MSD Qualifier*	*Limits*
1,2-Dichloroethane-d4 (Surr)	*75*		*59 - 120*
4-Bromofluorobenzene (Surr)	*89*		*51 - 127*
Toluene-d8 (Surr)	*87*		*64 - 124*
Dibromofluoromethane (Surr)	*86*		*56 - 122*

Lab Sample ID: MB 240-417546/7 **Client Sample ID: Method Blank**
Matrix: Solid **Prep Type: Total/NA**
Analysis Batch: 417546

Analyte	MB Result	MB Qualifier	RL	MDL	Unit	D	Prepared	Analyzed	Dil Fac
1,1,1,2-Tetrachloroethane	3.0	U	5.0	3.0	ug/Kg			12/28/19 07:52	1
1,1-Dichloropropene	0.99	U	5.0	0.99	ug/Kg			12/28/19 07:52	1
1,1-Dichloroethane	0.69	U	5.0	0.69	ug/Kg			12/28/19 07:52	1
1,2,3-Trichlorobenzene	0.57	U	5.0	0.57	ug/Kg			12/28/19 07:52	1
1,2,3-Trichloropropane	1.6	U	5.0	1.6	ug/Kg			12/28/19 07:52	1
1,2-Dichloroethane	0.77	U	5.0	0.77	ug/Kg			12/28/19 07:52	1
1,1-Dichloroethene	0.90	U	5.0	0.90	ug/Kg			12/28/19 07:52	1
1,2,3-Trimethylbenzene	1.8	U	5.0	1.8	ug/Kg			12/28/19 07:52	1
1,2-Dichloropropane	0.85	U	5.0	0.85	ug/Kg			12/28/19 07:52	1
1,2,4-Trimethylbenzene	1.0	U	5.0	1.0	ug/Kg			12/28/19 07:52	1
2-Hexanone	4.1	U	20	4.1	ug/Kg			12/28/19 07:52	1
1,1,2,2-Tetrachloroethane	1.4	U	5.0	1.4	ug/Kg			12/28/19 07:52	1
Acetone	21	U	25	21	ug/Kg			12/28/19 07:52	1
Benzene	0.70	U	5.0	0.70	ug/Kg			12/28/19 07:52	1
Bromoform	2.4	U	5.0	2.4	ug/Kg			12/28/19 07:52	1
Bromomethane	0.99	U	5.0	0.99	ug/Kg			12/28/19 07:52	1
Carbon disulfide	1.2	U	5.0	1.2	ug/Kg			12/28/19 07:52	1
Carbon tetrachloride	3.3	U	5.0	3.3	ug/Kg			12/28/19 07:52	1
1,1,1-Trichloroethane	0.82	U	5.0	0.82	ug/Kg			12/28/19 07:52	1
Chlorobenzene	0.92	U	5.0	0.92	ug/Kg			12/28/19 07:52	1
1,3-Dichloropropane	0.99	U	5.0	0.99	ug/Kg			12/28/19 07:52	1
Chloroethane	1.2	U	5.0	1.2	ug/Kg			12/28/19 07:52	1
1,2-Dibromo-3-Chloropropane	3.6	U	10	3.6	ug/Kg			12/28/19 07:52	1
Chloroform	0.79	U	5.0	0.79	ug/Kg			12/28/19 07:52	1
Chloromethane	1.0	U	5.0	1.0	ug/Kg			12/28/19 07:52	1
cis-1,2-Dichloroethene	0.65	U	5.0	0.65	ug/Kg			12/28/19 07:52	1
cis-1,3-Dichloropropene	1.4	U	5.0	1.4	ug/Kg			12/28/19 07:52	1
Bromodichloromethane	0.68	U	5.0	0.68	ug/Kg			12/28/19 07:52	1
1,1,2-Trichlorotrifluoroethane	1.3	U	5.0	1.3	ug/Kg			12/28/19 07:52	1
Dichlorodifluoromethane	0.94	U	5.0	0.94	ug/Kg			12/28/19 07:52	1
1,2,4-Trichlorobenzene	0.621	J	5.0	0.57	ug/Kg			12/28/19 07:52	1
Ethylbenzene	1.0	U	5.0	1.0	ug/Kg			12/28/19 07:52	1
1,2-Dibromoethane	0.77	U	5.0	0.77	ug/Kg			12/28/19 07:52	1
2,2-Dichloropropane	1.2	U	5.0	1.2	ug/Kg			12/28/19 07:52	1
1,2-Dichlorobenzene	1.1	U	5.0	1.1	ug/Kg			12/28/19 07:52	1

Method: 8260B - Volatile Organic Compounds (GC/MS) (Continued)

Lab Sample ID: MB 240-417546/7 **Client Sample ID: Method Blank**
Matrix: Solid **Prep Type: Total/NA**
Analysis Batch: 417546

Analyte	MB Result	MB Qualifier	RL	MDL	Unit	D	Prepared	Analyzed	Dil Fac
1,3-Dichlorobenzene	0.82	U	5.0	0.82	ug/Kg			12/28/19 07:52	1
1,4-Dichlorobenzene	0.88	U	5.0	0.88	ug/Kg			12/28/19 07:52	1
2-Chloroethyl vinyl ether	8.9	U	50	8.9	ug/Kg			12/28/19 07:52	1
Isopropylbenzene	0.83	U	5.0	0.83	ug/Kg			12/28/19 07:52	1
2-Chlorotoluene	0.95	U	5.0	0.95	ug/Kg			12/28/19 07:52	1
2-Butanone (MEK)	3.6	U	20	3.6	ug/Kg			12/28/19 07:52	1
4-Methyl-2-pentanone (MIBK)	3.7	U	20	3.7	ug/Kg			12/28/19 07:52	1
Bromobenzene	1.2	U	5.0	1.2	ug/Kg			12/28/19 07:52	1
Methyl tert-butyl ether	0.82	U	5.0	0.82	ug/Kg			12/28/19 07:52	1
Bromochloromethane	0.59	U	5.0	0.59	ug/Kg			12/28/19 07:52	1
Methylene Chloride	12	U	25	12	ug/Kg			12/28/19 07:52	1
4-Chlorotoluene	0.86	U	5.0	0.86	ug/Kg			12/28/19 07:52	1
Styrene	1.2	U	5.0	1.2	ug/Kg			12/28/19 07:52	1
4-Isopropyltoluene	2.9	U	5.0	2.9	ug/Kg			12/28/19 07:52	1
Tetrachloroethene	0.73	U	5.0	0.73	ug/Kg			12/28/19 07:52	1
Hexachlorobutadiene	3.7	U	5.0	3.7	ug/Kg			12/28/19 07:52	1
Toluene	0.77	U	5.0	0.77	ug/Kg			12/28/19 07:52	1
Dibromomethane	0.67	U	5.0	0.67	ug/Kg			12/28/19 07:52	1
Diisopropyl ether	0.76	U	10	0.76	ug/Kg			12/28/19 07:52	1
trans-1,2-Dichloroethene	0.47	U	5.0	0.47	ug/Kg			12/28/19 07:52	1
Naphthalene	2.7	U	5.0	2.7	ug/Kg			12/28/19 07:52	1
trans-1,3-Dichloropropene	1.0	U	5.0	1.0	ug/Kg			12/28/19 07:52	1
n-Butylbenzene	3.5	U	5.0	3.5	ug/Kg			12/28/19 07:52	1
Trichloroethene	0.63	U	5.0	0.63	ug/Kg			12/28/19 07:52	1
N-Propylbenzene	0.73	U	5.0	0.73	ug/Kg			12/28/19 07:52	1
Trichlorofluoromethane	1.1	U	5.0	1.1	ug/Kg			12/28/19 07:52	1
sec-Butylbenzene	0.86	U	5.0	0.86	ug/Kg			12/28/19 07:52	1
Tert-amyl methyl ether	2.2	U	5.0	2.2	ug/Kg			12/28/19 07:52	1
Ethyl tert-butyl ether	2.3	U	5.0	2.3	ug/Kg			12/28/19 07:52	1
Vinyl chloride	0.84	U	5.0	0.84	ug/Kg			12/28/19 07:52	1
tert-Butylbenzene	0.91	U	5.0	0.91	ug/Kg			12/28/19 07:52	1
Vinyl acetate	2.1	U	10	2.1	ug/Kg			12/28/19 07:52	1
Xylenes, Total	1.6	U	10	1.6	ug/Kg			12/28/19 07:52	1
Chlorodibromomethane	2.8	U	5.0	2.8	ug/Kg			12/28/19 07:52	1
tert-Butyl alcohol	17	U	200	17	ug/Kg			12/28/19 07:52	1

Surrogate	*MB %Recovery*	*MB Qualifier*	*Limits*	*Prepared*	*Analyzed*	*Dil Fac*
1,2-Dichloroethane-d4 (Surr)	*84*		*59 - 120*		*12/28/19 07:52*	*1*
4-Bromofluorobenzene (Surr)	*100*		*51 - 127*		*12/28/19 07:52*	*1*
Toluene-d8 (Surr)	*89*		*64 - 124*		*12/28/19 07:52*	*1*
Dibromofluoromethane (Surr)	*78*		*56 - 122*		*12/28/19 07:52*	*1*

Lab Sample ID: LCS 240-417546/6 **Client Sample ID: Lab Control Sample**
Matrix: Solid **Prep Type: Total/NA**
Analysis Batch: 417546

Analyte	Spike Added	LCS Result	LCS Qualifier	Unit	D	%Rec	%Rec. Limits
1,1,1,2-Tetrachloroethane	25.0	25.4		ug/Kg		101	72 - 120

Method: 8260B - Volatile Organic Compounds (GC/MS) (Continued)

Lab Sample ID: LCS 240-417546/6
Matrix: Solid
Analysis Batch: 417546

Client Sample ID: Lab Control Sample
Prep Type: Total/NA

Analyte	Spike Added	LCS Result	LCS Qualifier	Unit	D	%Rec	%Rec. Limits
1,1-Dichloropropene	25.0	23.0		ug/Kg		92	69 - 120
1,1-Dichloroethane	25.0	23.5		ug/Kg		94	69 - 120
1,2,3-Trichlorobenzene	25.0	25.4		ug/Kg		102	55 - 124
1,2,3-Trichloropropane	25.0	24.9		ug/Kg		100	68 - 130
1,2-Dichloroethane	25.0	22.3		ug/Kg		89	66 - 120
1,1-Dichloroethene	25.0	25.5		ug/Kg		102	48 - 140
1,2-Dichloropropane	25.0	24.6		ug/Kg		98	77 - 120
1,2,4-Trimethylbenzene	25.0	25.0		ug/Kg		100	69 - 122
2-Hexanone	50.0	51.4		ug/Kg		103	54 - 135
1,1,2,2-Tetrachloroethane	25.0	24.3		ug/Kg		97	61 - 134
Acetone	50.0	48.6		ug/Kg		97	47 - 157
Benzene	25.0	23.5		ug/Kg		94	75 - 120
Bromoform	25.0	23.8		ug/Kg		95	44 - 131
Bromomethane	25.0	23.3		ug/Kg		93	10 - 158
Carbon disulfide	25.0	24.9		ug/Kg		100	33 - 144
Carbon tetrachloride	25.0	23.6		ug/Kg		95	54 - 130
1,1,1-Trichloroethane	25.0	24.5		ug/Kg		98	60 - 126
Chlorobenzene	25.0	23.9		ug/Kg		96	79 - 120
1,3-Dichloropropane	25.0	23.7		ug/Kg		95	76 - 120
Chloroethane	25.0	23.4		ug/Kg		93	10 - 159
1,2-Dibromo-3-Chloropropane	25.0	23.5		ug/Kg		94	35 - 137
Chloroform	25.0	23.3		ug/Kg		93	74 - 120
Chloromethane	25.0	19.4		ug/Kg		78	40 - 127
cis-1,2-Dichloroethene	25.0	24.3		ug/Kg		97	76 - 120
cis-1,3-Dichloropropene	25.0	24.7		ug/Kg		99	62 - 124
Bromodichloromethane	25.0	24.1		ug/Kg		96	63 - 121
1,1,2-Trichlorotrifluoroethane	25.0	24.5		ug/Kg		98	58 - 144
Dichlorodifluoromethane	25.0	17.0		ug/Kg		68	18 - 137
1,2,4-Trichlorobenzene	25.0	21.4		ug/Kg		86	56 - 120
Ethylbenzene	25.0	26.1		ug/Kg		104	75 - 120
1,2-Dibromoethane	25.0	25.2		ug/Kg		101	73 - 126
2,2-Dichloropropane	25.0	23.1		ug/Kg		92	47 - 131
1,2-Dichlorobenzene	25.0	23.0		ug/Kg		92	74 - 120
1,3-Dichlorobenzene	25.0	23.0		ug/Kg		92	74 - 120
1,4-Dichlorobenzene	25.0	23.3		ug/Kg		93	74 - 120
2-Chloroethyl vinyl ether	25.0	17.8	J	ug/Kg		71	36 - 132
Isopropylbenzene	25.0	25.7		ug/Kg		103	74 - 120
2-Chlorotoluene	25.0	24.3		ug/Kg		97	72 - 121
2-Butanone (MEK)	50.0	50.8		ug/Kg		102	61 - 131
4-Methyl-2-pentanone (MIBK)	50.0	48.3		ug/Kg		97	56 - 124
Bromobenzene	25.0	23.3		ug/Kg		93	73 - 120
Methyl tert-butyl ether	25.0	23.2		ug/Kg		93	66 - 120
Bromochloromethane	25.0	23.8		ug/Kg		95	74 - 120
Methylene Chloride	25.0	23.4	J	ug/Kg		94	48 - 142
4-Chlorotoluene	25.0	24.7		ug/Kg		99	72 - 124
Styrene	25.0	25.5		ug/Kg		102	70 - 120
4-Isopropyltoluene	25.0	25.2		ug/Kg		101	70 - 121
m-Xylene & p-Xylene	25.0	24.7		ug/Kg		99	76 - 120
o-Xylene	25.0	25.3		ug/Kg		101	76 - 120

Method: 8260B - Volatile Organic Compounds (GC/MS) (Continued)

Lab Sample ID: LCS 240-417546/6
Matrix: Solid
Analysis Batch: 417546

Client Sample ID: Lab Control Sample
Prep Type: Total/NA

Analyte			Spike Added	LCS Result	LCS Qualifier	Unit	D	%Rec	%Rec. Limits		
Tetrachloroethene			25.0	24.4		ug/Kg		98	75 - 124		
Hexachlorobutadiene			25.0	27.5		ug/Kg		110	63 - 130		
Toluene			25.0	25.1		ug/Kg		101	76 - 120		
Dibromomethane			25.0	25.2		ug/Kg		101	74 - 120		
trans-1,2-Dichloroethene			25.0	25.1		ug/Kg		100	74 - 125		
Naphthalene			25.0	19.5		ug/Kg		78	43 - 127		
trans-1,3-Dichloropropene			25.0	22.6		ug/Kg		90	58 - 120		
n-Butylbenzene			25.0	23.8		ug/Kg		95	64 - 123		
Trichloroethene			25.0	24.2		ug/Kg		97	75 - 123		
N-Propylbenzene			25.0	25.2		ug/Kg		101	70 - 122		
Trichlorofluoromethane			25.0	22.4		ug/Kg		90	33 - 152		
sec-Butylbenzene			25.0	24.6		ug/Kg		98	69 - 122		
Vinyl chloride			25.0	21.0		ug/Kg		84	39 - 140		
tert-Butylbenzene			25.0	24.7		ug/Kg		99	68 - 121		
Vinyl acetate			25.0	20.5		ug/Kg		82	55 - 138		
Xylenes, Total			50.0	50.0		ug/Kg		100	77 - 120		
tert-Butyl alcohol			250	235		ug/Kg		94	40 - 138		

Surrogate	*LCS %Recovery*	*LCS Qualifier*	*Limits*
1,2-Dichloroethane-d4 (Surr)	*78*		*59 - 120*
4-Bromofluorobenzene (Surr)	*104*		*51 - 127*
Toluene-d8 (Surr)	*91*		*64 - 124*
Dibromofluoromethane (Surr)	*78*		*56 - 122*

QC Association Summary

Client: Tetra Tech, Inc.
Project/Site: MRC Block E Soil Pile Inv

Job ID: 240-123986-1

GC/MS VOA

Analysis Batch: 417275

Lab Sample ID	Client Sample ID	Prep Type	Matrix	Method	Prep Batch
240-123986-1	TB-121619	Total/NA	Water	8260B	
MB 240-417275/6	Method Blank	Total/NA	Water	8260B	
LCS 240-417275/5	Lab Control Sample	Total/NA	Water	8260B	
LCS 240-417275/7	Lab Control Sample	Total/NA	Water	8260B	

Analysis Batch: 417294

Lab Sample ID	Client Sample ID	Prep Type	Matrix	Method	Prep Batch
240-123986-2	E-SB-1798-6-8	Total/NA	Solid	8260B	417328
240-123986-3	E-SB-1799-2-4	Total/NA	Solid	8260B	417328
240-123986-4	E-SB-1795-2-3	Total/NA	Solid	8260B	417328
MB 240-417294/8	Method Blank	Total/NA	Solid	8260B	
LCS 240-417294/5	Lab Control Sample	Total/NA	Solid	8260B	
LCS 240-417294/6	Lab Control Sample	Total/NA	Solid	8260B	
240-123986-4 MS	E-SB-1795-2-3	Total/NA	Solid	8260B	417328
240-123986-4 MSD	E-SB-1795-2-3	Total/NA	Solid	8260B	417328

Prep Batch: 417328

Lab Sample ID	Client Sample ID	Prep Type	Matrix	Method	Prep Batch
240-123986-2	E-SB-1798-6-8	Total/NA	Solid	5030A	
240-123986-3	E-SB-1799-2-4	Total/NA	Solid	5030A	
240-123986-4	E-SB-1795-2-3	Total/NA	Solid	5030A	
240-123986-4 MS	E-SB-1795-2-3	Total/NA	Solid	5030A	
240-123986-4 MSD	E-SB-1795-2-3	Total/NA	Solid	5030A	

Analysis Batch: 417546

Lab Sample ID	Client Sample ID	Prep Type	Matrix	Method	Prep Batch
240-123986-5	E-SB-1793-12-14	Total/NA	Solid	8260B	417548
240-123986-6	E-SB-1794-12-14	Total/NA	Solid	8260B	417548
240-123986-7	E-SB-1797-8-10	Total/NA	Solid	8260B	417548
MB 240-417546/7	Method Blank	Total/NA	Solid	8260B	
LCS 240-417546/6	Lab Control Sample	Total/NA	Solid	8260B	

Prep Batch: 417548

Lab Sample ID	Client Sample ID	Prep Type	Matrix	Method	Prep Batch
240-123986-5	E-SB-1793-12-14	Total/NA	Solid	5030A	
240-123986-6	E-SB-1794-12-14	Total/NA	Solid	5030A	
240-123986-7	E-SB-1797-8-10	Total/NA	Solid	5030A	

General Chemistry

Analysis Batch: 416207

Lab Sample ID	Client Sample ID	Prep Type	Matrix	Method	Prep Batch
240-123986-2	E-SB-1798-6-8	Total/NA	Solid	Moisture	
240-123986-3	E-SB-1799-2-4	Total/NA	Solid	Moisture	
240-123986-4	E-SB-1795-2-3	Total/NA	Solid	Moisture	
240-123986-5	E-SB-1793-12-14	Total/NA	Solid	Moisture	
240-123986-6	E-SB-1794-12-14	Total/NA	Solid	Moisture	
240-123986-7	E-SB-1797-8-10	Total/NA	Solid	Moisture	

Client Sample ID: TB-121619 — Lab Sample ID: 240-123986-1

Date Collected: 12/16/19 00:00 — **Matrix: Water**
Date Received: 12/17/19 14:20

Prep Type	Batch Type	Batch Method	Run	Dilution Factor	Batch Number	Prepared or Analyzed	Analyst	Lab
Total/NA	Analysis	8260B		1	417275	12/26/19 22:57	SAM	TAL CAN

Client Sample ID: E-SB-1798-6-8 — Lab Sample ID: 240-123986-2

Date Collected: 12/16/19 13:45 — **Matrix: Solid**
Date Received: 12/17/19 14:20

Prep Type	Batch Type	Batch Method	Run	Dilution Factor	Batch Number	Prepared or Analyzed	Analyst	Lab
Total/NA	Analysis	Moisture		1	416207	12/18/19 14:20	AGC	TAL CAN

Client Sample ID: E-SB-1798-6-8 — Lab Sample ID: 240-123986-2

Date Collected: 12/16/19 13:45 — **Matrix: Solid**
Date Received: 12/17/19 14:20 — **Percent Solids: 84.5**

Prep Type	Batch Type	Batch Method	Run	Dilution Factor	Batch Number	Prepared or Analyzed	Analyst	Lab
Total/NA	Prep	5030A			417328	12/26/19 16:24	SAM	TAL CAN
Total/NA	Analysis	8260B		1	417294	12/27/19 00:30	SAM	TAL CAN

Client Sample ID: E-SB-1799-2-4 — Lab Sample ID: 240-123986-3

Date Collected: 12/16/19 14:00 — **Matrix: Solid**
Date Received: 12/17/19 14:20

Prep Type	Batch Type	Batch Method	Run	Dilution Factor	Batch Number	Prepared or Analyzed	Analyst	Lab
Total/NA	Analysis	Moisture		1	416207	12/18/19 14:20	AGC	TAL CAN

Client Sample ID: E-SB-1799-2-4 — Lab Sample ID: 240-123986-3

Date Collected: 12/16/19 14:00 — **Matrix: Solid**
Date Received: 12/17/19 14:20 — **Percent Solids: 86.4**

Prep Type	Batch Type	Batch Method	Run	Dilution Factor	Batch Number	Prepared or Analyzed	Analyst	Lab
Total/NA	Prep	5030A			417328	12/26/19 16:24	SAM	TAL CAN
Total/NA	Analysis	8260B		1	417294	12/27/19 00:52	SAM	TAL CAN

Client Sample ID: E-SB-1795-2-3 — Lab Sample ID: 240-123986-4

Date Collected: 12/16/19 14:20 — **Matrix: Solid**
Date Received: 12/17/19 14:20

Prep Type	Batch Type	Batch Method	Run	Dilution Factor	Batch Number	Prepared or Analyzed	Analyst	Lab
Total/NA	Analysis	Moisture		1	416207	12/18/19 14:20	AGC	TAL CAN

Client Sample ID: E-SB-1795-2-3 — Lab Sample ID: 240-123986-4

Date Collected: 12/16/19 14:20 — **Matrix: Solid**
Date Received: 12/17/19 14:20 — **Percent Solids: 84.5**

Prep Type	Batch Type	Batch Method	Run	Dilution Factor	Batch Number	Prepared or Analyzed	Analyst	Lab
Total/NA	Prep	5030A			417328	12/26/19 16:24	SAM	TAL CAN
Total/NA	Analysis	8260B		1	417294	12/27/19 01:14	SAM	TAL CAN

Lab Chronicle

Client: Tetra Tech, Inc. Job ID: 240-123986-1
Project/Site: MRC Block E Soil Pile Inv

Client Sample ID: E-SB-1793-12-14 — Lab Sample ID: 240-123986-5
Date Collected: 12/16/19 10:30 — **Matrix: Solid**
Date Received: 12/17/19 14:20

Prep Type	Batch Type	Batch Method	Run	Dilution Factor	Batch Number	Prepared or Analyzed	Analyst	Lab
Total/NA	Analysis	Moisture		1	416207	12/18/19 14:20	AGC	TAL CAN

Client Sample ID: E-SB-1793-12-14 — Lab Sample ID: 240-123986-5
Date Collected: 12/16/19 10:30 — **Matrix: Solid**
Date Received: 12/17/19 14:20 — **Percent Solids: 82.8**

Prep Type	Batch Type	Batch Method	Run	Dilution Factor	Batch Number	Prepared or Analyzed	Analyst	Lab
Total/NA	Prep	5030A			417548	12/28/19 07:26	TJL2	TAL CAN
Total/NA	Analysis	8260B		1	417546	12/28/19 10:08	TJL2	TAL CAN

Client Sample ID: E-SB-1794-12-14 — Lab Sample ID: 240-123986-6
Date Collected: 12/16/19 11:20 — **Matrix: Solid**
Date Received: 12/17/19 14:20

Prep Type	Batch Type	Batch Method	Run	Dilution Factor	Batch Number	Prepared or Analyzed	Analyst	Lab
Total/NA	Analysis	Moisture		1	416207	12/18/19 14:20	AGC	TAL CAN

Client Sample ID: E-SB-1794-12-14 — Lab Sample ID: 240-123986-6
Date Collected: 12/16/19 11:20 — **Matrix: Solid**
Date Received: 12/17/19 14:20 — **Percent Solids: 86.8**

Prep Type	Batch Type	Batch Method	Run	Dilution Factor	Batch Number	Prepared or Analyzed	Analyst	Lab
Total/NA	Prep	5030A			417548	12/28/19 07:26	TJL2	TAL CAN
Total/NA	Analysis	8260B		1	417546	12/28/19 10:30	TJL2	TAL CAN

Client Sample ID: E-SB-1797-8-10 — Lab Sample ID: 240-123986-7
Date Collected: 12/16/19 12:05 — **Matrix: Solid**
Date Received: 12/17/19 14:20

Prep Type	Batch Type	Batch Method	Run	Dilution Factor	Batch Number	Prepared or Analyzed	Analyst	Lab
Total/NA	Analysis	Moisture		1	416207	12/18/19 14:20	AGC	TAL CAN

Client Sample ID: E-SB-1797-8-10 — Lab Sample ID: 240-123986-7
Date Collected: 12/16/19 12:05 — **Matrix: Solid**
Date Received: 12/17/19 14:20 — **Percent Solids: 79.5**

Prep Type	Batch Type	Batch Method	Run	Dilution Factor	Batch Number	Prepared or Analyzed	Analyst	Lab
Total/NA	Prep	5030A			417548	12/28/19 07:26	TJL2	TAL CAN
Total/NA	Analysis	8260B		1	417546	12/28/19 10:52	TJL2	TAL CAN

Laboratory References:
TAL CAN = Eurofins TestAmerica, Canton, 4101 Shuffel Street NW, North Canton, OH 44720, TEL (330)497-9396

Accreditation/Certification Summary

Client: Tetra Tech, Inc. Job ID: 240-123986-1
Project/Site: MRC Block E Soil Pile Inv

Laboratory: Eurofins TestAmerica, Canton

All accreditations/certifications held by this laboratory are listed. Not all accreditations/certifications are applicable to this report.

Authority	Program	Identification Number	Expiration Date
California	State	2927	02-23-20
Connecticut	State	PH-0590	12-31-19
Florida	NELAP	E87225	06-30-20
Georgia	State	4062	02-23-20
Illinois	NELAP	004498	07-31-20
Iowa	State	421	06-01-20
Kansas	NELAP	E-10336	04-30-20
Kentucky (UST)	State	112225	02-23-20
Kentucky (WW)	State	KY98016	12-31-19
Minnesota	NELAP	OH00048	12-31-19
Minnesota (Petrofund)	State Program	3506	07-31-21
New Jersey	NELAP	OH001	06-30-20
New York	NELAP	10975	03-31-20
Ohio VAP	State	CL0024	06-05-21
Oregon	NELAP	4062	02-23-20
Pennsylvania	NELAP	68-00340	08-31-20
Texas	NELAP	T104704517-18-10	08-31-20
USDA	US Federal Programs	P330-16-00404	12-28-19
Virginia	NELAP	010101	09-14-20
Washington	State	C971	01-12-20
West Virginia DEP	State	210	12-31-19

Method Summary

Client: Tetra Tech, Inc. Job ID: 240-123986-1
Project/Site: MRC Block E Soil Pile Inv

Method	Method Description	Protocol	Laboratory
8260B	Volatile Organic Compounds (GC/MS)	SW846	TAL CAN
Moisture	Percent Moisture	EPA	TAL CAN
5030A	Purge and Trap	SW846	TAL CAN
5030B	Purge and Trap	SW846	TAL CAN

Protocol References:

EPA = US Environmental Protection Agency

SW846 = "Test Methods For Evaluating Solid Waste, Physical/Chemical Methods", Third Edition, November 1986 And Its Updates.

Laboratory References:

TAL CAN = Eurofins TestAmerica, Canton, 4101 Shuffel Street NW, North Canton, OH 44720, TEL (330)497-9396

Sample Summary

Client: Tetra Tech, Inc.
Job ID: 240-123986-1
Project/Site: MRC Block E Soil Pile Inv

Lab Sample ID	Client Sample ID	Matrix	Collected	Received	Asset ID
240-123986-1	TB-121619	Water	12/16/19 00:00	12/17/19 14:20	
240-123986-2	E-SB-1798-6-8	Solid	12/16/19 13:45	12/17/19 14:20	
240-123986-3	E-SB-1799-2-4	Solid	12/16/19 14:00	12/17/19 14:20	
240-123986-4	E-SB-1795-2-3	Solid	12/16/19 14:20	12/17/19 14:20	
240-123986-5	E-SB-1793-12-14	Solid	12/16/19 10:30	12/17/19 14:20	
240-123986-6	E-SB-1794-12-14	Solid	12/16/19 11:20	12/17/19 14:20	
240-123986-7	E-SB-1797-8-10	Solid	12/16/19 12:05	12/17/19 14:20	

GC/MS VOA MANUAL INTEGRATION SUMMARY

Lab Name: Eurofins TestAmerica, Canton Job No.: 240-123986-1

SDG No.:

Instrument ID: A3UX14 Analysis Batch Number: 408884

Lab Sample ID: IC 240-408884/3 Client Sample ID:

Date Analyzed: 11/02/19 13:21 Lab File ID: 1422503.D GC Column: DB-624 ID: 0.18(mm)

COMPOUND NAME	RETENTION TIME	MANUAL INTEGRATION		
		REASON	ANALYST	DATE
1,4-Dichlorobenzene-d4	11.23	Peak assignment corrected	macenczaks	11/04/19 09:34

GC/MS VOA MANUAL INTEGRATION SUMMARY

Lab Name: Eurofins TestAmerica, Canton Job No.: 240-123986-1

SDG No.:

Instrument ID: A3UX14 Analysis Batch Number: 409689

Lab Sample ID: IC 240-409689/16 Client Sample ID:

Date Analyzed: 11/07/19 16:27 Lab File ID: 1422628.D GC Column: DB-624 ID: 0.18(mm)

COMPOUND NAME	RETENTION TIME	MANUAL INTEGRATION		
		REASON	ANALYST	DATE
2-Methylnaphthalene		Invalid Compound ID	macenczaks	11/08/19 13:19
Methacrylonitrile		Invalid Compound ID	macenczaks	11/08/19 13:19

GC/MS VOA MANUAL INTEGRATION SUMMARY

Lab Name: Eurofins TestAmerica, Canton Job No.: 240-123986-1

SDG No.:

Instrument ID: A3UX14 Analysis Batch Number: 417294

Lab Sample ID: MB 240-417294/8 Client Sample ID:

Date Analyzed: 12/26/19 17:06 Lab File ID: 1423271.D GC Column: DB-624 ID: 0.18(mm)

COMPOUND NAME	RETENTION TIME	MANUAL INTEGRATION		
		REASON	ANALYST	DATE
1,2-Dibromoethane		Invalid Compound ID	macenczaks	12/26/19 17:45
2-Chlorotoluene		Invalid Compound ID	macenczaks	12/26/19 17:45
2-Hexanone		Invalid Compound ID	macenczaks	12/26/19 17:45
4-Isopropyltoluene		Invalid Compound ID	macenczaks	12/26/19 17:45
tert-Butylbenzene		Invalid Compound ID	macenczaks	12/26/19 17:45

Lab Sample ID: 240-123986-2 Client Sample ID: E-SB-1798-6-8

Date Analyzed: 12/27/19 00:30 Lab File ID: 1423291.D GC Column: DB-624 ID: 0.18(mm)

COMPOUND NAME	RETENTION TIME	MANUAL INTEGRATION		
		REASON	ANALYST	DATE
1,2,3-Trichlorobenzene		Invalid Compound ID	macenczaks	12/27/19 09:37
1,4-Dichlorobenzene		Invalid Compound ID	macenczaks	12/27/19 09:37
2-Butanone (MEK)		Invalid Compound ID	macenczaks	12/27/19 09:36
4-Isopropyltoluene		Invalid Compound ID	macenczaks	12/27/19 09:36
Vinyl chloride		Invalid Compound ID	macenczaks	12/27/19 09:36

GC/MS VOA MANUAL INTEGRATION SUMMARY

Lab Name: Eurofins TestAmerica, Canton Job No.: 240-123986-1

SDG No.:

Instrument ID: A3UX14 Analysis Batch Number: 417294

Lab Sample ID: 240-123986-3 Client Sample ID: E-SB-1799-2-4

Date Analyzed: 12/27/19 00:52 Lab File ID: 1423292.D GC Column: DB-624 ID: 0.18(mm)

COMPOUND NAME	RETENTION TIME	MANUAL INTEGRATION		
		REASON	ANALYST	DATE
1,2,3-Trichlorobenzene		Invalid Compound ID	macenczaks	12/27/19 09:37
1,3-Dichlorobenzene		Invalid Compound ID	macenczaks	12/27/19 09:37
1,4-Dichlorobenzene		Invalid Compound ID	macenczaks	12/27/19 09:37
2-Butanone (MEK)		Invalid Compound ID	macenczaks	12/27/19 09:38
4-Isopropyltoluene		Invalid Compound ID	macenczaks	12/27/19 09:37

Lab Sample ID: 240-123986-4 Client Sample ID: E-SB-1795-2-3

Date Analyzed: 12/27/19 01:14 Lab File ID: 1423293.D GC Column: DB-624 ID: 0.18(mm)

COMPOUND NAME	RETENTION TIME	MANUAL INTEGRATION		
		REASON	ANALYST	DATE
1,2,3-Trichlorobenzene		Invalid Compound ID	macenczaks	12/27/19 09:39
1,3-Dichlorobenzene		Invalid Compound ID	macenczaks	12/27/19 09:38
1,4-Dichlorobenzene		Invalid Compound ID	macenczaks	12/27/19 09:38
2-Butanone (MEK)		Invalid Compound ID	macenczaks	12/27/19 09:38
4-Isopropyltoluene		Invalid Compound ID	macenczaks	12/27/19 09:38
Vinyl chloride		Invalid Compound ID	macenczaks	12/27/19 09:38

GC/MS VOA MANUAL INTEGRATION SUMMARY

Lab Name: Eurofins TestAmerica, Canton Job No.: 240-123986-1

SDG No.:

Instrument ID: A3UX14 Analysis Batch Number: 417294

Lab Sample ID: 240-123986-4 MS Client Sample ID: E-SB-1795-2-3 MS

Date Analyzed: 12/27/19 01:37 Lab File ID: 1423294.D GC Column: DB-624 ID: 0.18(mm)

COMPOUND NAME	RETENTION TIME	MANUAL INTEGRATION		
		REASON	ANALYST	DATE
Vinyl acetate		Invalid Compound ID	macenczaks	12/27/19 09:39

Lab Sample ID: 240-123986-4 MSD Client Sample ID: E-SB-1795-2-3 MSD

Date Analyzed: 12/27/19 01:59 Lab File ID: 1423295.D GC Column: DB-624 ID: 0.18(mm)

COMPOUND NAME	RETENTION TIME	MANUAL INTEGRATION		
		REASON	ANALYST	DATE
Vinyl acetate		Invalid Compound ID	macenczaks	12/27/19 09:41

GC/MS VOA MANUAL INTEGRATION SUMMARY

Lab Name: Eurofins TestAmerica, Canton Job No.: 240-123986-1

SDG No.:

Instrument ID: A3UX18 Analysis Batch Number: 411174

Lab Sample ID: IC 240-411174/3 Client Sample ID:

Date Analyzed: 11/15/19 15:42 Lab File ID: 181402.D GC Column: DB-624 ID: 0.18(mm)

COMPOUND NAME	RETENTION TIME	MANUAL INTEGRATION		
		REASON	ANALYST	DATE
Chlorobenzene-d5	9.28	Peak assignment corrected	macenczaks	11/15/19 16:07

Lab Sample ID: IC 240-411174/4 Client Sample ID:

Date Analyzed: 11/15/19 16:07 Lab File ID: 181403.D GC Column: DB-624 ID: 0.18(mm)

COMPOUND NAME	RETENTION TIME	MANUAL INTEGRATION		
		REASON	ANALYST	DATE
Chlorobenzene-d5	9.27	Peak assignment corrected	macenczaks	11/18/19 09:00

Lab Sample ID: IC 240-411174/11 Client Sample ID:

Date Analyzed: 11/15/19 19:02 Lab File ID: 181410.D GC Column: DB-624 ID: 0.18(mm)

COMPOUND NAME	RETENTION TIME	MANUAL INTEGRATION		
		REASON	ANALYST	DATE
1,2-Dichloroethane-d4 (Surr)	6.18	Peak assignment corrected	macenczaks	11/18/19 09:05
1,2,3-Trichloropropane	10.41	Peak assignment corrected	macenczaks	11/18/19 09:06

GC/MS VOA MANUAL INTEGRATION SUMMARY

Lab Name: Eurofins TestAmerica, Canton Job No.: 240-123986-1

SDG No.:

Instrument ID: A3UX18 Analysis Batch Number: 417275

Lab Sample ID: MB 240-417275/6 Client Sample ID:

Date Analyzed: 12/26/19 13:53 Lab File ID: 181736.D GC Column: DB-624 ID: 0.18(mm)

COMPOUND NAME	RETENTION TIME	MANUAL INTEGRATION		
		REASON	ANALYST	DATE
2-Butanone (MEK)		Invalid Compound ID	macenczaks	12/26/19 14:22

Lab Sample ID: 240-123986-1 Client Sample ID: TB-121619

Date Analyzed: 12/26/19 22:57 Lab File ID: 181757.D GC Column: DB-624 ID: 0.18(mm)

COMPOUND NAME	RETENTION TIME	MANUAL INTEGRATION		
		REASON	ANALYST	DATE
2-Butanone (MEK)		Invalid Compound ID	macenczaks	12/27/19 10:25

GC/MS VOA MANUAL INTEGRATION SUMMARY

Lab Name: Eurofins TestAmerica, Canton Job No.: 240-123986-1

SDG No.:

Instrument ID: A3UX8 Analysis Batch Number: 396344

Lab Sample ID: STDA9 240-396344/10 IC Client Sample ID:

Date Analyzed: 08/16/19 09:35 Lab File ID: UX85980.D GC Column: DB-624 ID: 0.18(mm)

COMPOUND NAME	RETENTION TIME	MANUAL INTEGRATION		
		REASON	ANALYST	DATE
2-Nitropropane	5.91	Peak assignment corrected	latat	08/17/19 04:03
Cyclohexanone	8.61	Peak assignment corrected	latat	08/17/19 04:04
Benzyl chloride	9.93	Peak assignment corrected	latat	08/17/19 04:04

Lab Sample ID: STDA9 240-396344/11 IC Client Sample ID:

Date Analyzed: 08/16/19 09:57 Lab File ID: UX85981.D GC Column: DB-624 ID: 0.18(mm)

COMPOUND NAME	RETENTION TIME	MANUAL INTEGRATION		
		REASON	ANALYST	DATE
Ethyl acetate	4.25	Peak assignment corrected	latat	08/17/19 04:10
Cyclohexanone		Invalid Compound ID	latat	08/17/19 04:13

GC/MS VOA MANUAL INTEGRATION SUMMARY

Lab Name: Eurofins TestAmerica, Canton Job No.: 240-123986-1

SDG No.:

Instrument ID: A3UX8 Analysis Batch Number: 408938

Lab Sample ID: STD8260 240-408938/3 IC Client Sample ID:

Date Analyzed: 11/04/19 01:56 Lab File ID: UX87320.D GC Column: DB-624 ID: 0.18(mm)

COMPOUND NAME	RETENTION TIME	MANUAL INTEGRATION		
		REASON	ANALYST	DATE
Chloroethane	2.20	Peak assignment corrected	latat	11/05/19 02:03

Lab Sample ID: STD8260 240-408938/9 IC Client Sample ID:

Date Analyzed: 11/04/19 04:14 Lab File ID: UX87326.D GC Column: DB-624 ID: 0.18(mm)

COMPOUND NAME	RETENTION TIME	MANUAL INTEGRATION		
		REASON	ANALYST	DATE
1,2-Dibromoethane	7.18	Peak assignment corrected	latat	11/05/19 01:57

Lab Sample ID: STD8260 240-408938/10 I Client Sample ID:

Date Analyzed: 11/04/19 04:36 Lab File ID: UX87327.D GC Column: DB-624 ID: 0.18(mm)

COMPOUND NAME	RETENTION TIME	MANUAL INTEGRATION		
		REASON	ANALYST	DATE
Tetrahydrofuran	4.43	Peak assignment corrected	latat	11/05/19 01:57
1,2-Dichloroethane-d4 (Surr)	4.81	Peak assignment corrected	latat	11/05/19 01:57
n-Heptane	5.07	Peak assignment corrected	latat	11/05/19 01:58
2-Chloroethyl vinyl ether	5.97	Peak assignment corrected	latat	11/05/19 01:58
1,2-Dibromoethane	7.19	Peak assignment corrected	latat	11/05/19 01:58
1,4-Dioxane		Invalid Compound ID	latat	11/05/19 01:58

GC/MS VOA MANUAL INTEGRATION SUMMARY

Lab Name: Eurofins TestAmerica, Canton Job No.: 240-123986-1

SDG No.:

Instrument ID: A3UX8 Analysis Batch Number: 408938

Lab Sample ID: STD8260 240-408938/11 I Client Sample ID:

Date Analyzed: 11/04/19 05:00 Lab File ID: UX87328.D GC Column: DB-624 ID: 0.18(mm)

COMPOUND NAME	RETENTION TIME	MANUAL INTEGRATION		
		REASON	ANALYST	DATE
Chloroethane	2.24	Peak assignment corrected	latat	11/05/19 01:59
Isobutyl alcohol	4.76	Peak assignment corrected	latat	11/05/19 01:59
1,2-Dichloroethane-d4 (Surr)	4.82	Peak assignment corrected	latat	11/05/19 01:59
2-Chloroethyl vinyl ether	5.98	Peak assignment corrected	latat	11/05/19 02:00
1,2-Dibromoethane	7.18	Peak assignment corrected	latat	11/05/19 02:00
Bromoform	8.37	Peak assignment corrected	latat	11/05/19 02:00
1,4-Dioxane		Invalid Compound ID	latat	11/05/19 02:00
Hexachlorobutadiene	11.94	Peak assignment corrected	latat	11/05/19 02:01

GC/MS VOA MANUAL INTEGRATION SUMMARY

Lab Name: Eurofins TestAmerica, Canton Job No.: 240-123986-1

SDG No.:

Instrument ID: A3UX8 Analysis Batch Number: 417546

Lab Sample ID: 240-123986-6 Client Sample ID: E-SB-1794-12-14

Date Analyzed: 12/28/19 10:30 Lab File ID: UX88066.D GC Column: DB-624 ID: 0.18(mm)

COMPOUND NAME	RETENTION TIME	MANUAL INTEGRATION		
		REASON	ANALYST	DATE
2-Butanone (MEK)		Invalid Compound ID	latat	12/29/19 01:52

Lab Sample ID: 240-123986-7 Client Sample ID: E-SB-1797-8-10

Date Analyzed: 12/28/19 10:52 Lab File ID: UX88067.D GC Column: DB-624 ID: 0.18(mm)

COMPOUND NAME	RETENTION TIME	MANUAL INTEGRATION		
		REASON	ANALYST	DATE
2-Butanone (MEK)		Invalid Compound ID	latat	12/29/19 01:52

Lab Sample ID: 240-124077-C-5-B MS Client Sample ID:

Date Analyzed: 12/28/19 12:43 Lab File ID: UX88072.D GC Column: DB-624 ID: 0.18(mm)

COMPOUND NAME	RETENTION TIME	MANUAL INTEGRATION		
		REASON	ANALYST	DATE
1,2-Dibromoethane	7.19	Peak assignment corrected	latat	12/29/19 02:01

REAGENT TRACEABILITY SUMMARY

Lab Name: Eurofins TestAmerica, Canton Job No.: 240-123986-1

SDG No.:

Reagent ID	Exp Date	Prep Date	Dilutant Used	Reagent Final Volume	Parent Reagent		Analyte	Concentration
					Reagent ID	Volume Added		
vm150is_00155	01/08/20	10/30/19	MEOH, Lot 0000230446	5 mL	VM568718_00016	3 mL	1,4-Dichlorobenzene-d4	150 ug/mL
							Chlorobenzene-d5	150 ug/mL
							Fluorobenzene	150 ug/mL
.VM568718_00016	07/31/23		restek, Lot A0139459		(Purchased Reagent)		1,4-Dichlorobenzene-d4	250 ug/mL
							Chlorobenzene-d5	250 ug/mL
							Fluorobenzene	250 ug/mL
vm150is_00159	03/25/20	12/25/19	MEOH, Lot +2210000000230446J+	5 mL	VM568718_00017	3 mL	1,4-Dichlorobenzene-d4	150 ug/mL
							Chlorobenzene-d5	150 ug/mL
							Fluorobenzene	150 ug/mL
.VM568718_00017	01/31/24		restek, Lot A0145169		(Purchased Reagent)		1,4-Dichlorobenzene-d4	250 ug/mL
							Chlorobenzene-d5	250 ug/mL
							Fluorobenzene	250 ug/mL
vm150ss_00017	01/28/20	10/28/19	MEOH, Lot +2210000000230446J+	50 mL	VM567650_00032	3 mL	1,2-Dichloroethane-d4 (Surr)	150 ug/mL
							4-Bromofluorobenzene (Surr)	150 ug/mL
							Dibromofluoromethane (Surr)	150 ug/mL
							Toluene-d8 (Surr)	150 ug/mL
.VM567650_00032	07/30/23		Restek, Lot A0139582		(Purchased Reagent)		1,2-Dichloroethane-d4 (Surr)	2500 ug/mL
							4-Bromofluorobenzene (Surr)	2500 ug/mL
							Dibromofluoromethane (Surr)	2500 ug/mL
							Toluene-d8 (Surr)	2500 ug/mL
VM250SS_00055	11/19/19	08/19/19	MEOH, Lot +2016000001981 23J7	50 mL	VM567650_00030	5 mL	1,2-Dichloroethane-d4 (Surr)	250 ug/mL
							4-Bromofluorobenzene (Surr)	250 ug/mL
							Dibromofluoromethane (Surr)	250 ug/mL
							Toluene-d8 (Surr)	250 ug/mL
.VM567650_00030	01/31/22		Restek, Lot A0124069		(Purchased Reagent)		1,2-Dichloroethane-d4 (Surr)	2500 ug/mL
							4-Bromofluorobenzene (Surr)	2500 ug/mL
							Dibromofluoromethane (Surr)	2500 ug/mL
							Toluene-d8 (Surr)	2500 ug/mL
VM250SS_00056	02/20/20	11/20/19	MEOH, Lot +2210000000230446J+	50 mL	VM567650_00032	5 mL	1,2-Dichloroethane-d4 (Surr)	250 ug/mL
							4-Bromofluorobenzene (Surr)	250 ug/mL
							Dibromofluoromethane (Surr)	250 ug/mL
							Toluene-d8 (Surr)	250 ug/mL
.VM567650_00032	07/30/23		Restek, Lot A0139582		(Purchased Reagent)		1,2-Dichloroethane-d4 (Surr)	2500 ug/mL
							4-Bromofluorobenzene (Surr)	2500 ug/mL
							Dibromofluoromethane (Surr)	2500 ug/mL
							Toluene-d8 (Surr)	2500 ug/mL
vm50ss_00377	11/02/19	10/26/19	MEOH, Lot na	5 mL	vm50ss_stk_00082	5 mL	1,2-Dichloroethane-d4 (Surr)	50 ug/mL
							4-Bromofluorobenzene (Surr)	50 ug/mL
							Dibromofluoromethane (Surr)	50 ug/mL
							Toluene-d8 (Surr)	50 ug/mL
.vm50ss_stk_00082	03/18/20	09/18/19	MEOH, Lot 0000198123	200 mL	VM567650_00031	4 mL	1,2-Dichloroethane-d4 (Surr)	50 ug/mL
							4-Bromofluorobenzene (Surr)	50 ug/mL

REAGENT TRACEABILITY SUMMARY

Lab Name: Eurofins TestAmerica, Canton Job No.: 240-123986-1

SDG No.:

Reagent ID	Exp Date	Prep Date	Dilutant Used	Reagent Final Volume	Parent Reagent		Analyte	Concentration
					Reagent ID	Volume Added		
							Dibromofluoromethane (Surr)	50 ug/mL
							Toluene-d8 (Surr)	50 ug/mL
..VM567650_00031	11/30/22		Restek, Lot A0132615		(Purchased Reagent)		1,2-Dichloroethane-d4 (Surr)	2500 ug/mL
							4-Bromofluorobenzene (Surr)	2500 ug/mL
							Dibromofluoromethane (Surr)	2500 ug/mL
							Toluene-d8 (Surr)	2500 ug/mL
vm50ss_00378	11/10/19	11/03/19	MEOH, Lot na	5 mL	vm50ss_stk_00082	5 mL	1,2-Dichloroethane-d4 (Surr)	50 ug/mL
							4-Bromofluorobenzene (Surr)	50 ug/mL
							Dibromofluoromethane (Surr)	50 ug/mL
							Toluene-d8 (Surr)	50 ug/mL
.vm50ss_stk_00082	03/18/20	09/18/19	MEOH, Lot 0000198123	200 mL	VM567650_00031	4 mL	1,2-Dichloroethane-d4 (Surr)	50 ug/mL
							4-Bromofluorobenzene (Surr)	50 ug/mL
							Dibromofluoromethane (Surr)	50 ug/mL
							Toluene-d8 (Surr)	50 ug/mL
..VM567650_00031	11/30/22		Restek, Lot A0132615		(Purchased Reagent)		1,2-Dichloroethane-d4 (Surr)	2500 ug/mL
							4-Bromofluorobenzene (Surr)	2500 ug/mL
							Dibromofluoromethane (Surr)	2500 ug/mL
							Toluene-d8 (Surr)	2500 ug/mL
vm50ss_00379	11/18/19	11/11/19	MEOH, Lot na	5 mL	vm50ss_stk_00082	5 mL	1,2-Dichloroethane-d4 (Surr)	50 ug/mL
							4-Bromofluorobenzene (Surr)	50 ug/mL
							Dibromofluoromethane (Surr)	50 ug/mL
							Toluene-d8 (Surr)	50 ug/mL
.vm50ss_stk_00082	03/18/20	09/18/19	MEOH, Lot 0000198123	200 mL	VM567650_00031	4 mL	1,2-Dichloroethane-d4 (Surr)	50 ug/mL
							4-Bromofluorobenzene (Surr)	50 ug/mL
							Dibromofluoromethane (Surr)	50 ug/mL
							Toluene-d8 (Surr)	50 ug/mL
..VM567650_00031	11/30/22		Restek, Lot A0132615		(Purchased Reagent)		1,2-Dichloroethane-d4 (Surr)	2500 ug/mL
							4-Bromofluorobenzene (Surr)	2500 ug/mL
							Dibromofluoromethane (Surr)	2500 ug/mL
							Toluene-d8 (Surr)	2500 ug/mL
VM568718_00014	12/31/22		restek, Lot A0133525		(Purchased Reagent)		1,4-Dichlorobenzene-d4	250 ug/mL
							Chlorobenzene-d5	250 ug/mL
							Fluorobenzene	250 ug/mL
VM568718_00016	07/31/23		restek, Lot A0139459		(Purchased Reagent)		1,4-Dichlorobenzene-d4	250 ug/mL
							Chlorobenzene-d5	250 ug/mL
							Fluorobenzene	250 ug/mL
VM568718_00017	01/31/24		restek, Lot A0145169		(Purchased Reagent)		1,4-Dichlorobenzene-d4	250 ug/mL
							Chlorobenzene-d5	250 ug/mL
							Fluorobenzene	250 ug/mL
VMAROLISTDW_00319	11/08/19	11/01/19	MEOH, Lot na	5 mL	VMACROLSTD_00077	5 mL	Acrolein	250 ug/mL
.VMACROLSTD_00077	12/01/19	11/01/19	MEOH, Lot 0000230446	20 mL	VM568720_00035	0.25 mL	Acrolein	250 ug/mL
..VM568720_00035	03/31/20		restek, Lot A0153030		(Purchased Reagent)		Acrolein	20000 ug/mL
VMAROLISTDW_00320	11/16/19	11/09/19	MEOH, Lot na	5 mL	VMACROLSTD_00077	5 mL	Acrolein	250 ug/mL
.VMACROLSTD_00077	12/01/19	11/01/19	MEOH, Lot 0000230446	20 mL	VM568720_00035	0.25 mL	Acrolein	250 ug/mL
..VM568720_00035	03/31/20		restek, Lot A0153030		(Purchased Reagent)		Acrolein	20000 ug/mL

REAGENT TRACEABILITY SUMMARY

Lab Name: Eurofins TestAmerica, Canton Job No.: 240-123986-1

SDG No.:

Reagent ID	Exp Date	Prep Date	Dilutant Used	Reagent Final Volume	Parent Reagent		Analyte	Concentration
					Reagent ID	Volume Added		
vmbfb_00023							1,2-Dichloroethene, Total	
							1,3-Dichloropropene, Total	
							Tentatively Identified Compound	
							Total BTEX	
							Trihalomethanes, Total	
							Xylenes, Total	
					vm30026_00002	1.25 mL	BFB	50 ug/mL
.vm30026_00002	07/31/21		restek, Lot A0120567		(Purchased Reagent)		BFB	2000 ug/mL
vmbfb_00024							1,2-Dichloroethene, Total	
							1,3-Dichloropropene, Total	
							Tentatively Identified Compound	
							Total BTEX	
							Trihalomethanes, Total	
							Xylenes, Total	
					vm30026_00003	1.25 mL	BFB	50 ug/mL
.vm30026_00003	08/31/23		restek, Lot A0141187		(Purchased Reagent)		BFB	2000 ug/mL
VMFASA9W_00253	11/12/19	11/05/19	MEOH, Lot NA	5 mL	VMFASA9_00018	5 mL	1,2,3-Trimethylbenzene	50 ug/mL
							Diisopropyl ether	50 ug/mL
							Ethyl tert-butyl ether	50 ug/mL
							Tert-amyl methyl ether	50 ug/mL
.VMFASA9_00018	02/29/20	08/31/19	MEOH, Lot 0000198123	100 mL	VM570808S_00007	2 mL	1,2,3-Trimethylbenzene	50 ug/mL
					VM571993S_00005	2 mL	Diisopropyl ether	50 ug/mL
							Ethyl tert-butyl ether	50 ug/mL
							Tert-amyl methyl ether	50 ug/mL
..VM570808S_00007	05/31/20		Restek, Lot A0143097		(Purchased Reagent)		1,2,3-Trimethylbenzene	2500 ug/mL
..VM571993S_00005	06/30/20		restek, Lot A0139245		(Purchased Reagent)		Diisopropyl ether	2500 ug/mL
							Ethyl tert-butyl ether	2500 ug/mL
							Tert-amyl methyl ether	2500 ug/mL
VMFASA9W_00254	11/22/19	11/15/19	MEOH, Lot NA	5 mL	VMFASA9_00018	5 mL	1,2,3-Trimethylbenzene	50 ug/mL
							Diisopropyl ether	50 ug/mL
							Ethyl tert-butyl ether	50 ug/mL
							Tert-amyl methyl ether	50 ug/mL
.VMFASA9_00018	02/29/20	08/31/19	MEOH, Lot 0000198123	100 mL	VM570808S_00007	2 mL	1,2,3-Trimethylbenzene	50 ug/mL
					VM571993S_00005	2 mL	Diisopropyl ether	50 ug/mL
							Ethyl tert-butyl ether	50 ug/mL
							Tert-amyl methyl ether	50 ug/mL
..VM570808S_00007	05/31/20		Restek, Lot A0143097		(Purchased Reagent)		1,2,3-Trimethylbenzene	2500 ug/mL
..VM571993S_00005	06/30/20		restek, Lot A0139245		(Purchased Reagent)		Diisopropyl ether	2500 ug/mL
							Ethyl tert-butyl ether	2500 ug/mL
							Tert-amyl methyl ether	2500 ug/mL
VMFASA9W_00259	01/02/20	12/26/19	MEOH, Lot NA	5 mL	VMFASA9_00019	5 mL	1,2,3-Trimethylbenzene	50 ug/mL
							Diisopropyl ether	50 ug/mL
							Ethyl tert-butyl ether	50 ug/mL
							Tert-amyl methyl ether	50 ug/mL
.VMFASA9_00019	04/30/20	12/18/19	MEOH, Lot 0000230446	100 mL	VM570808S_00007	2 mL	1,2,3-Trimethylbenzene	50 ug/mL

Lab Name: Eurofins TestAmerica, Canton Job No.: 240-123986-1

SDG No.:

Reagent ID	Exp Date	Prep Date	Dilutant Used	Reagent Final Volume	Parent Reagent		Analyte	Concentration
					Reagent ID	Volume Added		
					VM571993S_00005	2 mL	Diisopropyl ether	50 ug/mL
							Ethyl tert-butyl ether	50 ug/mL
							Tert-amyl methyl ether	50 ug/mL
..VM570808S_00007	05/31/20		Restek, Lot A0143097		(Purchased Reagent)		1,2,3-Trimethylbenzene	2500 ug/mL
..VM571993S_00005	06/30/20		restek, Lot A0139245		(Purchased Reagent)		Diisopropyl ether	2500 ug/mL
							Ethyl tert-butyl ether	2500 ug/mL
							Tert-amyl methyl ether	2500 ug/mL
VMFASGW_00333	11/07/19	10/31/19	MEOH, Lot NA	5 mL	VMFASG_00088	5 mL	Bromomethane	50 ug/mL
							Chloroethane	50 ug/mL
							Chloromethane	50 ug/mL
							Dichlorodifluoromethane	50 ug/mL
							Trichlorofluoromethane	50 ug/mL
							Vinyl chloride	50 ug/mL
.VMFASG_00088	11/28/19	10/28/19	MEOH, Lot 0000230446	100 mL	vm569722S_00006	2 mL	Bromomethane	50 ug/mL
							Chloroethane	50 ug/mL
							Chloromethane	50 ug/mL
							Dichlorodifluoromethane	50 ug/mL
							Trichlorofluoromethane	50 ug/mL
							Vinyl chloride	50 ug/mL
..vm569722S_00006	12/31/20		Restek, Lot A0133344		(Purchased Reagent)		Bromomethane	2500 ug/mL
							Chloroethane	2500 ug/mL
							Chloromethane	2500 ug/mL
							Dichlorodifluoromethane	2500 ug/mL
							Trichlorofluoromethane	2500 ug/mL
							Vinyl chloride	2500 ug/mL
VMFASGW_00334	11/15/19	11/08/19	MEOH, Lot NA	5 mL	VMFASG_00088	5 mL	Bromomethane	50 ug/mL
							Chloroethane	50 ug/mL
							Chloromethane	50 ug/mL
							Dichlorodifluoromethane	50 ug/mL
							Trichlorofluoromethane	50 ug/mL
							Vinyl chloride	50 ug/mL
.VMFASG_00088	11/28/19	10/28/19	MEOH, Lot 0000230446	100 mL	vm569722S_00006	2 mL	Bromomethane	50 ug/mL
							Chloroethane	50 ug/mL
							Chloromethane	50 ug/mL
							Dichlorodifluoromethane	50 ug/mL
							Trichlorofluoromethane	50 ug/mL
							Vinyl chloride	50 ug/mL
..vm569722S_00006	12/31/20		Restek, Lot A0133344		(Purchased Reagent)		Bromomethane	2500 ug/mL
							Chloroethane	2500 ug/mL
							Chloromethane	2500 ug/mL
							Dichlorodifluoromethane	2500 ug/mL
							Trichlorofluoromethane	2500 ug/mL
							Vinyl chloride	2500 ug/mL
VMFASGW_00340	12/29/19	12/23/19	MEOH, Lot NA	5 mL	VMFASG_00089	5 mL	Bromomethane	50 ug/mL
							Chloroethane	50 ug/mL
							Chloromethane	50 ug/mL
							Dichlorodifluoromethane	50 ug/mL

REAGENT TRACEABILITY SUMMARY

Lab Name: Eurofins TestAmerica, Canton Job No.: 240-123986-1

SDG No.:

Reagent ID	Exp Date	Prep Date	Dilutant Used	Reagent Final Volume	Parent Reagent		Analyte	Concentration
					Reagent ID	Volume Added		
							Trichlorofluoromethane	50 ug/mL
							Vinyl chloride	50 ug/mL
.VMFASG_00089	12/29/19	11/29/19	MEOH, Lot 0000230446	100 mL	vm569722S_00006	2 mL	Bromomethane	50 ug/mL
							Chloroethane	50 ug/mL
							Chloromethane	50 ug/mL
							Dichlorodifluoromethane	50 ug/mL
							Trichlorofluoromethane	50 ug/mL
							Vinyl chloride	50 ug/mL
..vm569722S_00006	12/31/20	Restek, Lot A0133344			(Purchased Reagent)		Bromomethane	2500 ug/mL
							Chloroethane	2500 ug/mL
							Chloromethane	2500 ug/mL
							Dichlorodifluoromethane	2500 ug/mL
							Trichlorofluoromethane	2500 ug/mL
							Vinyl chloride	2500 ug/mL
VMFASPW_00323	11/07/19	10/31/19	MEOH, Lot n/a	5 mL	VMRFASP_00060	5 mL	2-Butanone (MEK)	100 ug/mL
							2-Hexanone	100 ug/mL
							4-Methyl-2-pentanone (MIBK)	100 ug/mL
							Acetone	100 ug/mL
							2-Chloroethyl vinyl ether	50 ug/mL
							Vinyl acetate	50 ug/mL
							1,1,1,2-Tetrachloroethane	50 ug/mL
							1,1,1-Trichloroethane	50 ug/mL
							1,1,2,2-Tetrachloroethane	50 ug/mL
							1,1,2-Trichlorotrifluoroethane	50 ug/mL
							1,1-Dichloroethane	50 ug/mL
							1,1-Dichloroethene	50 ug/mL
							1,1-Dichloropropene	50 ug/mL
							1,2,3-Trichlorobenzene	50 ug/mL
							1,2,3-Trichloropropane	50 ug/mL
							1,2,4-Trichlorobenzene	50 ug/mL
							1,2,4-Trimethylbenzene	50 ug/mL
							1,2-Dibromo-3-Chloropropane	50 ug/mL
							1,2-Dibromoethane	50 ug/mL
							1,2-Dichlorobenzene	50 ug/mL
							1,2-Dichloroethane	50 ug/mL
							1,2-Dichloropropane	50 ug/mL
							1,3-Dichlorobenzene	50 ug/mL
							1,3-Dichloropropane	50 ug/mL
							1,4-Dichlorobenzene	50 ug/mL
							2,2-Dichloropropane	50 ug/mL
							2-Chlorotoluene	50 ug/mL
							4-Chlorotoluene	50 ug/mL
							4-Isopropyltoluene	50 ug/mL
							Benzene	50 ug/mL
							Bromobenzene	50 ug/mL
							Bromochloromethane	50 ug/mL
							Bromodichloromethane	50 ug/mL

Lab Name: Eurofins TestAmerica, Canton Job No.: 240-123986-1

SDG No.:

Reagent ID	Exp Date	Prep Date	Dilutant Used	Reagent Final Volume	Parent Reagent		Analyte	Concentration
					Reagent ID	Volume Added		
							Bromoform	50 ug/mL
							Carbon disulfide	50 ug/mL
							Carbon tetrachloride	50 ug/mL
							Chlorobenzene	50 ug/mL
							Chlorodibromomethane	50 ug/mL
							Chloroform	50 ug/mL
							cis-1,2-Dichloroethene	50 ug/mL
							cis-1,3-Dichloropropene	50 ug/mL
							Dibromomethane	50 ug/mL
							Ethylbenzene	50 ug/mL
							Hexachlorobutadiene	50 ug/mL
							Isopropylbenzene	50 ug/mL
							m-Xylene & p-Xylene	50 ug/mL
							Methyl tert-butyl ether	50 ug/mL
							Methylene Chloride	50 ug/mL
							n-Butylbenzene	50 ug/mL
							N-Propylbenzene	50 ug/mL
							Naphthalene	50 ug/mL
							o-Xylene	50 ug/mL
							sec-Butylbenzene	50 ug/mL
							Styrene	50 ug/mL
							tert-Butyl alcohol	500 ug/mL
							tert-Butylbenzene	50 ug/mL
							Tetrachloroethene	50 ug/mL
							Toluene	50 ug/mL
							trans-1,2-Dichloroethene	50 ug/mL
							trans-1,3-Dichloropropene	50 ug/mL
							Trichloroethene	50 ug/mL
							Xylenes, Total	100 ug/mL
.VMRFASP_00060	12/30/19	09/30/19	MEOH, Lot 00000230446	100 mL	VM569721S_00005	0.8 mL	2-Butanone (MEK)	100 ug/mL
							2-Hexanone	100 ug/mL
							4-Methyl-2-pentanone (MIBK)	100 ug/mL
							Acetone	100 ug/mL
					VM569723S_00007	2 mL	2-Chloroethyl vinyl ether	50 ug/mL
					VM569724S_00025	1 mL	Vinyl acetate	50 ug/mL
					VM571992S_00006	2 mL	1,1,1,2-Tetrachloroethane	50 ug/mL
							1,1,1-Trichloroethane	50 ug/mL
							1,1,2,2-Tetrachloroethane	50 ug/mL
							1,1,2-Trichlorotrifluoroethane	50 ug/mL
							1,1-Dichloroethane	50 ug/mL
							1,1-Dichloroethene	50 ug/mL
							1,1-Dichloropropene	50 ug/mL
							1,2,3-Trichlorobenzene	50 ug/mL
							1,2,3-Trichloropropane	50 ug/mL
							1,2,4-Trichlorobenzene	50 ug/mL
							1,2,4-Trimethylbenzene	50 ug/mL
							1,2-Dibromo-3-Chloropropane	50 ug/mL
							1,2-Dibromoethane	50 ug/mL

REAGENT TRACEABILITY SUMMARY

Lab Name: Eurofins TestAmerica, Canton Job No.: 240-123986-1

SDG No.:

Reagent ID	Exp Date	Prep Date	Dilutant Used	Reagent Final Volume	Parent Reagent		Analyte	Concentration
					Reagent ID	Volume Added		
							1,2-Dichlorobenzene	50 ug/mL
							1,2-Dichloroethane	50 ug/mL
							1,2-Dichloropropane	50 ug/mL
							1,3-Dichlorobenzene	50 ug/mL
							1,3-Dichloropropane	50 ug/mL
							1,4-Dichlorobenzene	50 ug/mL
							2,2-Dichloropropane	50 ug/mL
							2-Chlorotoluene	50 ug/mL
							4-Chlorotoluene	50 ug/mL
							4-Isopropyltoluene	50 ug/mL
							Benzene	50 ug/mL
							Bromobenzene	50 ug/mL
							Bromochloromethane	50 ug/mL
							Bromodichloromethane	50 ug/mL
							Bromoform	50 ug/mL
							Carbon disulfide	50 ug/mL
							Carbon tetrachloride	50 ug/mL
							Chlorobenzene	50 ug/mL
							Chlorodibromomethane	50 ug/mL
							Chloroform	50 ug/mL
							cis-1,2-Dichloroethene	50 ug/mL
							cis-1,3-Dichloropropene	50 ug/mL
							Dibromomethane	50 ug/mL
							Ethylbenzene	50 ug/mL
							Hexachlorobutadiene	50 ug/mL
							Isopropylbenzene	50 ug/mL
							m-Xylene & p-Xylene	50 ug/mL
							Methyl tert-butyl ether	50 ug/mL
							Methylene Chloride	50 ug/mL
							n-Butylbenzene	50 ug/mL
							N-Propylbenzene	50 ug/mL
							Naphthalene	50 ug/mL
							o-Xylene	50 ug/mL
							sec-Butylbenzene	50 ug/mL
							Styrene	50 ug/mL
							tert-Butyl alcohol	500 ug/mL
							tert-Butylbenzene	50 ug/mL
							Tetrachloroethene	50 ug/mL
							Toluene	50 ug/mL
							trans-1,2-Dichloroethene	50 ug/mL
							trans-1,3-Dichloropropene	50 ug/mL
							Trichloroethene	50 ug/mL
							Xylenes, Total	100 ug/mL
..VM569721S_00005	12/31/20		Restek, Lot A0133078		(Purchased Reagent)		2-Butanone (MEK)	12500 ug/mL
							2-Hexanone	12500 ug/mL
							4-Methyl-2-pentanone (MIBK)	12500 ug/mL
							Acetone	12500 ug/mL
..VM569723S_00007	01/31/20		Restek, Lot A0123884		(Purchased Reagent)		2-Chloroethyl vinyl ether	2500 ug/mL

REAGENT TRACEABILITY SUMMARY

Lab Name: Eurofins TestAmerica, Canton Job No.: 240-123986-1

SDG No.:

Reagent ID	Exp Date	Prep Date	Dilutant Used	Reagent Final Volume	Parent Reagent		Analyte	Concentration
					Reagent ID	Volume Added		
..VM569724S_00025	01/31/20		Restek, Lot A0150978		(Purchased Reagent)		Vinyl acetate	5000 ug/mL
..VM571992S_00006	06/30/21		Restek, Lot A0144202		(Purchased Reagent)		1,1,1,2-Tetrachloroethane	2500 ug/mL
							1,1,1-Trichloroethane	2500 ug/mL
							1,1,2,2-Tetrachloroethane	2500 ug/mL
							1,1,2-Trichlorotrifluoroethane	2500 ug/mL
							1,1-Dichloroethane	2500 ug/mL
							1,1-Dichloroethene	2500 ug/mL
							1,1-Dichloropropene	2500 ug/mL
							1,2,3-Trichlorobenzene	2500 ug/mL
							1,2,3-Trichloropropane	2500 ug/mL
							1,2,4-Trichlorobenzene	2500 ug/mL
							1,2,4-Trimethylbenzene	2500 ug/mL
							1,2-Dibromo-3-Chloropropane	2500 ug/mL
							1,2-Dibromoethane	2500 ug/mL
							1,2-Dichlorobenzene	2500 ug/mL
							1,2-Dichloroethane	2500 ug/mL
							1,2-Dichloropropane	2500 ug/mL
							1,3-Dichlorobenzene	2500 ug/mL
							1,3-Dichloropropane	2500 ug/mL
							1,4-Dichlorobenzene	2500 ug/mL
							2,2-Dichloropropane	2500 ug/mL
							2-Chlorotoluene	2500 ug/mL
							4-Chlorotoluene	2500 ug/mL
							4-Isopropyltoluene	2500 ug/mL
							Benzene	2500 ug/mL
							Bromobenzene	2500 ug/mL
							Bromochloromethane	2500 ug/mL
							Bromodichloromethane	2500 ug/mL
							Bromoform	2500 ug/mL
							Carbon disulfide	2500 ug/mL
							Carbon tetrachloride	2500 ug/mL
							Chlorobenzene	2500 ug/mL
							Chlorodibromomethane	2500 ug/mL
							Chloroform	2500 ug/mL
							cis-1,2-Dichloroethene	2500 ug/mL
							cis-1,3-Dichloropropene	2500 ug/mL
							Dibromomethane	2500 ug/mL
							Ethylbenzene	2500 ug/mL
							Hexachlorobutadiene	2500 ug/mL
							Isopropylbenzene	2500 ug/mL
							m-Xylene & p-Xylene	2500 ug/mL
							Methyl tert-butyl ether	2500 ug/mL
							Methylene Chloride	2500 ug/mL
							n-Butylbenzene	2500 ug/mL
							N-Propylbenzene	2500 ug/mL
							Naphthalene	2500 ug/mL
							o-Xylene	2500 ug/mL
							sec-Butylbenzene	2500 ug/mL

Lab Name: Eurofins TestAmerica, Canton Job No.: 240-123986-1

SDG No.:

Reagent ID	Exp Date	Prep Date	Dilutant Used	Reagent Final Volume	Parent Reagent		Analyte	Concentration
					Reagent ID	Volume Added		
							Styrene	2500 ug/mL
							tert-Butyl alcohol	25000 ug/mL
							tert-Butylbenzene	2500 ug/mL
							Tetrachloroethene	2500 ug/mL
							Toluene	2500 ug/mL
							trans-1,2-Dichloroethene	2500 ug/mL
							trans-1,3-Dichloropropene	2500 ug/mL
							Trichloroethene	2500 ug/mL
							Xylenes, Total	5000 ug/mL
VMFASPW_00325	11/22/19	11/15/19	MEOH, Lot n/a	5 mL	VMRFASP_00061	5 mL	2-Butanone (MEK)	100 ug/mL
							2-Hexanone	100 ug/mL
							4-Methyl-2-pentanone (MIBK)	100 ug/mL
							Acetone	100 ug/mL
							2-Chloroethyl vinyl ether	50 ug/mL
							Vinyl acetate	50 ug/mL
							1,1,1,2-Tetrachloroethane	50 ug/mL
							1,1,1-Trichloroethane	50 ug/mL
							1,1,2,2-Tetrachloroethane	50 ug/mL
							1,1,2-Trichlorotrifluoroethane	50 ug/mL
							1,1-Dichloroethane	50 ug/mL
							1,1-Dichloroethene	50 ug/mL
							1,1-Dichloropropene	50 ug/mL
							1,2,3-Trichlorobenzene	50 ug/mL
							1,2,3-Trichloropropane	50 ug/mL
							1,2,4-Trichlorobenzene	50 ug/mL
							1,2,4-Trimethylbenzene	50 ug/mL
							1,2-Dibromo-3-Chloropropane	50 ug/mL
							1,2-Dibromoethane	50 ug/mL
							1,2-Dichlorobenzene	50 ug/mL
							1,2-Dichloroethane	50 ug/mL
							1,2-Dichloropropane	50 ug/mL
							1,3-Dichlorobenzene	50 ug/mL
							1,3-Dichloropropane	50 ug/mL
							1,4-Dichlorobenzene	50 ug/mL
							2,2-Dichloropropane	50 ug/mL
							2-Chlorotoluene	50 ug/mL
							4-Chlorotoluene	50 ug/mL
							4-Isopropyltoluene	50 ug/mL
							Benzene	50 ug/mL
							Bromobenzene	50 ug/mL
							Bromochloromethane	50 ug/mL
							Bromodichloromethane	50 ug/mL
							Bromoform	50 ug/mL
							Carbon disulfide	50 ug/mL
							Carbon tetrachloride	50 ug/mL
							Chlorobenzene	50 ug/mL
							Chlorodibromomethane	50 ug/mL

REAGENT TRACEABILITY SUMMARY

Lab Name: Eurofins TestAmerica, Canton Job No.: 240-123986-1

SDG No.:

Reagent ID	Exp Date	Prep Date	Dilutant Used	Reagent Final Volume	Parent Reagent		Analyte	Concentration
					Reagent ID	Volume Added		
							Chloroform	50 ug/mL
							cis-1,2-Dichloroethene	50 ug/mL
							cis-1,3-Dichloropropene	50 ug/mL
							Dibromomethane	50 ug/mL
							Ethylbenzene	50 ug/mL
							Hexachlorobutadiene	50 ug/mL
							Isopropylbenzene	50 ug/mL
							m-Xylene & p-Xylene	50 ug/mL
							Methyl tert-butyl ether	50 ug/mL
							Methylene Chloride	50 ug/mL
							n-Butylbenzene	50 ug/mL
							N-Propylbenzene	50 ug/mL
							Naphthalene	50 ug/mL
							o-Xylene	50 ug/mL
							sec-Butylbenzene	50 ug/mL
							Styrene	50 ug/mL
							tert-Butyl alcohol	500 ug/mL
							tert-Butylbenzene	50 ug/mL
							Tetrachloroethene	50 ug/mL
							Toluene	50 ug/mL
							trans-1,2-Dichloroethene	50 ug/mL
							trans-1,3-Dichloropropene	50 ug/mL
							Trichloroethene	50 ug/mL
							Xylenes, Total	100 ug/mL
.VMRFASP_00061	01/31/20	11/15/19	MEOH, Lot +221000000230446J+	100 mL	VM569721S_00005	0.8 mL	2-Butanone (MEK)	100 ug/mL
							2-Hexanone	100 ug/mL
							4-Methyl-2-pentanone (MIBK)	100 ug/mL
							Acetone	100 ug/mL
					VM569723S_00008	2 mL	2-Chloroethyl vinyl ether	50 ug/mL
					VM569724S_00025	1 mL	Vinyl acetate	50 ug/mL
					VM571992S_00005	2 mL	1,1,1,2-Tetrachloroethane	50 ug/mL
							1,1,1-Trichloroethane	50 ug/mL
							1,1,2,2-Tetrachloroethane	50 ug/mL
							1,1,2-Trichlorotrifluoroethane	50 ug/mL
							1,1-Dichloroethane	50 ug/mL
							1,1-Dichloroethene	50 ug/mL
							1,1-Dichloropropene	50 ug/mL
							1,2,3-Trichlorobenzene	50 ug/mL
							1,2,3-Trichloropropane	50 ug/mL
							1,2,4-Trichlorobenzene	50 ug/mL
							1,2,4-Trimethylbenzene	50 ug/mL
							1,2-Dibromo-3-Chloropropane	50 ug/mL
							1,2-Dibromoethane	50 ug/mL
							1,2-Dichlorobenzene	50 ug/mL
							1,2-Dichloroethane	50 ug/mL
							1,2-Dichloropropane	50 ug/mL
							1,3-Dichlorobenzene	50 ug/mL

REAGENT TRACEABILITY SUMMARY

Lab Name: Eurofins TestAmerica, Canton Job No.: 240-123986-1

SDG No.:

Reagent ID	Exp Date	Prep Date	Dilutant Used	Reagent Final Volume	Parent Reagent		Analyte	Concentration
					Reagent ID	Volume Added		
							1,3-Dichloropropane	50 ug/mL
							1,4-Dichlorobenzene	50 ug/mL
							2,2-Dichloropropane	50 ug/mL
							2-Chlorotoluene	50 ug/mL
							4-Chlorotoluene	50 ug/mL
							4-Isopropyltoluene	50 ug/mL
							Benzene	50 ug/mL
							Bromobenzene	50 ug/mL
							Bromochloromethane	50 ug/mL
							Bromodichloromethane	50 ug/mL
							Bromoform	50 ug/mL
							Carbon disulfide	50 ug/mL
							Carbon tetrachloride	50 ug/mL
							Chlorobenzene	50 ug/mL
							Chlorodibromomethane	50 ug/mL
							Chloroform	50 ug/mL
							cis-1,2-Dichloroethene	50 ug/mL
							cis-1,3-Dichloropropene	50 ug/mL
							Dibromomethane	50 ug/mL
							Ethylbenzene	50 ug/mL
							Hexachlorobutadiene	50 ug/mL
							Isopropylbenzene	50 ug/mL
							m-Xylene & p-Xylene	50 ug/mL
							Methyl tert-butyl ether	50 ug/mL
							Methylene Chloride	50 ug/mL
							n-Butylbenzene	50 ug/mL
							N-Propylbenzene	50 ug/mL
							Naphthalene	50 ug/mL
							o-Xylene	50 ug/mL
							sec-Butylbenzene	50 ug/mL
							Styrene	50 ug/mL
							tert-Butyl alcohol	500 ug/mL
							tert-Butylbenzene	50 ug/mL
							Tetrachloroethene	50 ug/mL
							Toluene	50 ug/mL
							trans-1,2-Dichloroethene	50 ug/mL
							trans-1,3-Dichloropropene	50 ug/mL
							Trichloroethene	50 ug/mL
							Xylenes, Total	100 ug/mL
..VM569721S_00005	12/31/20		Restek, Lot A0133078		(Purchased Reagent)		2-Butanone (MEK)	12500 ug/mL
							2-Hexanone	12500 ug/mL
							4-Methyl-2-pentanone (MIBK)	12500 ug/mL
							Acetone	12500 ug/mL
..VM569723S_00008	11/30/21		Restek, Lot A0143264		(Purchased Reagent)		2-Chloroethyl vinyl ether	2500 ug/mL
..VM569724S_00025	01/31/20		Restek, Lot A0150978		(Purchased Reagent)		Vinyl acetate	5000 ug/mL
..VM571992S_00005	06/30/21		Restek, Lot A0144202		(Purchased Reagent)		1,1,1,2-Tetrachloroethane	2500 ug/mL
							1,1,1-Trichloroethane	2500 ug/mL
							1,1,2,2-Tetrachloroethane	2500 ug/mL

REAGENT TRACEABILITY SUMMARY

Lab Name: Eurofins TestAmerica, Canton Job No.: 240-123986-1

SDG No.:

Reagent ID	Exp Date	Prep Date	Dilutant Used	Reagent Final Volume	Parent Reagent		Analyte	Concentration
					Reagent ID	Volume Added		
							1,1,2-Trichlorotrifluoroethane	2500 ug/mL
							1,1-Dichloroethane	2500 ug/mL
							1,1-Dichloroethene	2500 ug/mL
							1,1-Dichloropropene	2500 ug/mL
							1,2,3-Trichlorobenzene	2500 ug/mL
							1,2,3-Trichloropropane	2500 ug/mL
							1,2,4-Trichlorobenzene	2500 ug/mL
							1,2,4-Trimethylbenzene	2500 ug/mL
							1,2-Dibromo-3-Chloropropane	2500 ug/mL
							1,2-Dibromoethane	2500 ug/mL
							1,2-Dichlorobenzene	2500 ug/mL
							1,2-Dichloroethane	2500 ug/mL
							1,2-Dichloropropane	2500 ug/mL
							1,3-Dichlorobenzene	2500 ug/mL
							1,3-Dichloropropane	2500 ug/mL
							1,4-Dichlorobenzene	2500 ug/mL
							2,2-Dichloropropane	2500 ug/mL
							2-Chlorotoluene	2500 ug/mL
							4-Chlorotoluene	2500 ug/mL
							4-Isopropyltoluene	2500 ug/mL
							Benzene	2500 ug/mL
							Bromobenzene	2500 ug/mL
							Bromochloromethane	2500 ug/mL
							Bromodichloromethane	2500 ug/mL
							Bromoform	2500 ug/mL
							Carbon disulfide	2500 ug/mL
							Carbon tetrachloride	2500 ug/mL
							Chlorobenzene	2500 ug/mL
							Chlorodibromomethane	2500 ug/mL
							Chloroform	2500 ug/mL
							cis-1,2-Dichloroethene	2500 ug/mL
							cis-1,3-Dichloropropene	2500 ug/mL
							Dibromomethane	2500 ug/mL
							Ethylbenzene	2500 ug/mL
							Hexachlorobutadiene	2500 ug/mL
							Isopropylbenzene	2500 ug/mL
							m-Xylene & p-Xylene	2500 ug/mL
							Methyl tert-butyl ether	2500 ug/mL
							Methylene Chloride	2500 ug/mL
							n-Butylbenzene	2500 ug/mL
							N-Propylbenzene	2500 ug/mL
							Naphthalene	2500 ug/mL
							o-Xylene	2500 ug/mL
							sec-Butylbenzene	2500 ug/mL
							Styrene	2500 ug/mL
							tert-Butyl alcohol	25000 ug/mL
							tert-Butylbenzene	2500 ug/mL
							Tetrachloroethene	2500 ug/mL

Lab Name: Eurofins TestAmerica, Canton Job No.: 240-123986-1

SDG No.:

Reagent ID	Exp Date	Prep Date	Dilutant Used	Reagent Final Volume	Parent Reagent		Analyte	Concentration
					Reagent ID	Volume Added		
							Toluene	2500 ug/mL
							trans-1,2-Dichloroethene	2500 ug/mL
							trans-1,3-Dichloropropene	2500 ug/mL
							Trichloroethene	2500 ug/mL
							Xylenes, Total	5000 ug/mL
VMFASPW_00330	01/01/20	12/25/19	MEOH, Lot n/a	5 mL	VMRFASP_00061	5 mL	2-Butanone (MEK)	100 ug/mL
							2-Hexanone	100 ug/mL
							4-Methyl-2-pentanone (MIBK)	100 ug/mL
							Acetone	100 ug/mL
							2-Chloroethyl vinyl ether	50 ug/mL
							Vinyl acetate	50 ug/mL
							1,1,1,2-Tetrachloroethane	50 ug/mL
							1,1,1-Trichloroethane	50 ug/mL
							1,1,2,2-Tetrachloroethane	50 ug/mL
							1,1,2-Trichlorotrifluoroethane	50 ug/mL
							1,1-Dichloroethane	50 ug/mL
							1,1-Dichloroethene	50 ug/mL
							1,1-Dichloropropene	50 ug/mL
							1,2,3-Trichlorobenzene	50 ug/mL
							1,2,3-Trichloropropane	50 ug/mL
							1,2,4-Trichlorobenzene	50 ug/mL
							1,2,4-Trimethylbenzene	50 ug/mL
							1,2-Dibromo-3-Chloropropane	50 ug/mL
							1,2-Dibromoethane	50 ug/mL
							1,2-Dichlorobenzene	50 ug/mL
							1,2-Dichloroethane	50 ug/mL
							1,2-Dichloropropane	50 ug/mL
							1,3-Dichlorobenzene	50 ug/mL
							1,3-Dichloropropane	50 ug/mL
							1,4-Dichlorobenzene	50 ug/mL
							2,2-Dichloropropane	50 ug/mL
							2-Chlorotoluene	50 ug/mL
							4-Chlorotoluene	50 ug/mL
							4-Isopropyltoluene	50 ug/mL
							Benzene	50 ug/mL
							Bromobenzene	50 ug/mL
							Bromochloromethane	50 ug/mL
							Bromodichloromethane	50 ug/mL
							Bromoform	50 ug/mL
							Carbon disulfide	50 ug/mL
							Carbon tetrachloride	50 ug/mL
							Chlorobenzene	50 ug/mL
							Chlorodibromomethane	50 ug/mL
							Chloroform	50 ug/mL
							cis-1,2-Dichloroethene	50 ug/mL
							cis-1,3-Dichloropropene	50 ug/mL
							Dibromomethane	50 ug/mL

Lab Name: Eurofins TestAmerica, Canton Job No.: 240-123986-1

SDG No.:

Reagent ID	Exp Date	Prep Date	Dilutant Used	Reagent Final Volume	Parent Reagent		Analyte	Concentration
					Reagent ID	Volume Added		
							Ethylbenzene	50 ug/mL
							Hexachlorobutadiene	50 ug/mL
							Isopropylbenzene	50 ug/mL
							m-Xylene & p-Xylene	50 ug/mL
							Methyl tert-butyl ether	50 ug/mL
							Methylene Chloride	50 ug/mL
							n-Butylbenzene	50 ug/mL
							N-Propylbenzene	50 ug/mL
							Naphthalene	50 ug/mL
							o-Xylene	50 ug/mL
							sec-Butylbenzene	50 ug/mL
							Styrene	50 ug/mL
							tert-Butyl alcohol	500 ug/mL
							tert-Butylbenzene	50 ug/mL
							Tetrachloroethene	50 ug/mL
							Toluene	50 ug/mL
							trans-1,2-Dichloroethene	50 ug/mL
							trans-1,3-Dichloropropene	50 ug/mL
							Trichloroethene	50 ug/mL
							Xylenes, Total	100 ug/mL
.VMRFASP_00061	01/31/20	11/15/19	MEOH, Lot +221000000230446J+	100 mL	VM569721S_00005	0.8 mL	2-Butanone (MEK)	100 ug/mL
							2-Hexanone	100 ug/mL
							4-Methyl-2-pentanone (MIBK)	100 ug/mL
							Acetone	100 ug/mL
					VM569723S_00008	2 mL	2-Chloroethyl vinyl ether	50 ug/mL
					VM569724S_00025	1 mL	Vinyl acetate	50 ug/mL
					VM571992S_00005	2 mL	1,1,1,2-Tetrachloroethane	50 ug/mL
							1,1,1-Trichloroethane	50 ug/mL
							1,1,2,2-Tetrachloroethane	50 ug/mL
							1,1,2-Trichlorotrifluoroethane	50 ug/mL
							1,1-Dichloroethane	50 ug/mL
							1,1-Dichloroethene	50 ug/mL
							1,1-Dichloropropene	50 ug/mL
							1,2,3-Trichlorobenzene	50 ug/mL
							1,2,3-Trichloropropane	50 ug/mL
							1,2,4-Trichlorobenzene	50 ug/mL
							1,2,4-Trimethylbenzene	50 ug/mL
							1,2-Dibromo-3-Chloropropane	50 ug/mL
							1,2-Dibromoethane	50 ug/mL
							1,2-Dichlorobenzene	50 ug/mL
							1,2-Dichloroethane	50 ug/mL
							1,2-Dichloropropane	50 ug/mL
							1,3-Dichlorobenzene	50 ug/mL
							1,3-Dichloropropane	50 ug/mL
							1,4-Dichlorobenzene	50 ug/mL
							2,2-Dichloropropane	50 ug/mL
							2-Chlorotoluene	50 ug/mL

REAGENT TRACEABILITY SUMMARY

Lab Name: Eurofins TestAmerica, Canton Job No.: 240-123986-1

SDG No.:

Reagent ID	Exp Date	Prep Date	Dilutant Used	Reagent Final Volume	Parent Reagent		Analyte	Concentration
					Reagent ID	Volume Added		
							4-Chlorotoluene	50 ug/mL
							4-Isopropyltoluene	50 ug/mL
							Benzene	50 ug/mL
							Bromobenzene	50 ug/mL
							Bromochloromethane	50 ug/mL
							Bromodichloromethane	50 ug/mL
							Bromoform	50 ug/mL
							Carbon disulfide	50 ug/mL
							Carbon tetrachloride	50 ug/mL
							Chlorobenzene	50 ug/mL
							Chlorodibromomethane	50 ug/mL
							Chloroform	50 ug/mL
							cis-1,2-Dichloroethene	50 ug/mL
							cis-1,3-Dichloropropene	50 ug/mL
							Dibromomethane	50 ug/mL
							Ethylbenzene	50 ug/mL
							Hexachlorobutadiene	50 ug/mL
							Isopropylbenzene	50 ug/mL
							m-Xylene & p-Xylene	50 ug/mL
							Methyl tert-butyl ether	50 ug/mL
							Methylene Chloride	50 ug/mL
							n-Butylbenzene	50 ug/mL
							N-Propylbenzene	50 ug/mL
							Naphthalene	50 ug/mL
							o-Xylene	50 ug/mL
							sec-Butylbenzene	50 ug/mL
							Styrene	50 ug/mL
							tert-Butyl alcohol	500 ug/mL
							tert-Butylbenzene	50 ug/mL
							Tetrachloroethene	50 ug/mL
							Toluene	50 ug/mL
							trans-1,2-Dichloroethene	50 ug/mL
							trans-1,3-Dichloropropene	50 ug/mL
							Trichloroethene	50 ug/mL
							Xylenes, Total	100 ug/mL
..VM569721S_00005	12/31/20		Restek, Lot A0133078		(Purchased Reagent)		2-Butanone (MEK)	12500 ug/mL
							2-Hexanone	12500 ug/mL
							4-Methyl-2-pentanone (MIBK)	12500 ug/mL
							Acetone	12500 ug/mL
..VM569723S_00008	11/30/21		Restek, Lot A0143264		(Purchased Reagent)		2-Chloroethyl vinyl ether	2500 ug/mL
..VM569724S_00025	01/31/20		Restek, Lot A0150978		(Purchased Reagent)		Vinyl acetate	5000 ug/mL
..VM571992S_00005	06/30/21		Restek, Lot A0144202		(Purchased Reagent)		1,1,1,2-Tetrachloroethane	2500 ug/mL
							1,1,1-Trichloroethane	2500 ug/mL
							1,1,2,2-Tetrachloroethane	2500 ug/mL
							1,1,2-Trichlorotrifluoroethane	2500 ug/mL
							1,1-Dichloroethane	2500 ug/mL
							1,1-Dichloroethene	2500 ug/mL
							1,1-Dichloropropene	2500 ug/mL

REAGENT TRACEABILITY SUMMARY

Lab Name: Eurofins TestAmerica, Canton Job No.: 240-123986-1

SDG No.:

Reagent ID	Exp Date	Prep Date	Dilutant Used	Reagent Final Volume	Parent Reagent		Analyte	Concentration
					Reagent ID	Volume Added		
							1,2,3-Trichlorobenzene	2500 ug/mL
							1,2,3-Trichloropropane	2500 ug/mL
							1,2,4-Trichlorobenzene	2500 ug/mL
							1,2,4-Trimethylbenzene	2500 ug/mL
							1,2-Dibromo-3-Chloropropane	2500 ug/mL
							1,2-Dibromoethane	2500 ug/mL
							1,2-Dichlorobenzene	2500 ug/mL
							1,2-Dichloroethane	2500 ug/mL
							1,2-Dichloropropane	2500 ug/mL
							1,3-Dichlorobenzene	2500 ug/mL
							1,3-Dichloropropane	2500 ug/mL
							1,4-Dichlorobenzene	2500 ug/mL
							2,2-Dichloropropane	2500 ug/mL
							2-Chlorotoluene	2500 ug/mL
							4-Chlorotoluene	2500 ug/mL
							4-Isopropyltoluene	2500 ug/mL
							Benzene	2500 ug/mL
							Bromobenzene	2500 ug/mL
							Bromochloromethane	2500 ug/mL
							Bromodichloromethane	2500 ug/mL
							Bromoform	2500 ug/mL
							Carbon disulfide	2500 ug/mL
							Carbon tetrachloride	2500 ug/mL
							Chlorobenzene	2500 ug/mL
							Chlorodibromomethane	2500 ug/mL
							Chloroform	2500 ug/mL
							cis-1,2-Dichloroethene	2500 ug/mL
							cis-1,3-Dichloropropene	2500 ug/mL
							Dibromomethane	2500 ug/mL
							Ethylbenzene	2500 ug/mL
							Hexachlorobutadiene	2500 ug/mL
							Isopropylbenzene	2500 ug/mL
							m-Xylene & p-Xylene	2500 ug/mL
							Methyl tert-butyl ether	2500 ug/mL
							Methylene Chloride	2500 ug/mL
							n-Butylbenzene	2500 ug/mL
							N-Propylbenzene	2500 ug/mL
							Naphthalene	2500 ug/mL
							o-Xylene	2500 ug/mL
							sec-Butylbenzene	2500 ug/mL
							Styrene	2500 ug/mL
							tert-Butyl alcohol	25000 ug/mL
							tert-Butylbenzene	2500 ug/mL
							Tetrachloroethene	2500 ug/mL
							Toluene	2500 ug/mL
							trans-1,2-Dichloroethene	2500 ug/mL
							trans-1,3-Dichloropropene	2500 ug/mL
							Trichloroethene	2500 ug/mL

REAGENT TRACEABILITY SUMMARY

Lab Name: Eurofins TestAmerica, Canton Job No.: 240-123986-1

SDG No.:

Reagent ID	Exp Date	Prep Date	Dilutant Used	Reagent Final Volume	Parent Reagent		Analyte	Concentration
					Reagent ID	Volume Added		
							Xylenes, Total	5000 ug/mL
VMRA9W_00309	08/19/19	08/12/19	MEOH, Lot NA	5 mL	VMRA9_00028	5 mL	Cyclohexanone	500 ug/mL
							Pentachloroethane	100 ug/mL
							2-Methylnaphthalene	100 ug/mL
							1,2,3-Trimethylbenzene	50 ug/mL
							1,3,5-Trichlorobenzene	50 ug/mL
							1-Chlorohexane	50 ug/mL
							2-Chloro-1,3-butadiene	50 ug/mL
							2-Nitropropane	100 ug/mL
							Benzyl chloride	50 ug/mL
							Methacrylonitrile	500 ug/mL
							n-Butanol	1250 ug/mL
							Ethyl acetate	100 ug/mL
							Ethyl acrylate	50 ug/mL
							Methyl methacrylate	100 ug/mL
							n-Butyl acetate	50 ug/mL
							Acetonitrile	500 ug/mL
							Diisopropyl ether	50 ug/mL
							Ethyl tert-butyl ether	50 ug/mL
							Propionitrile	500 ug/mL
							Tert-amyl methyl ether	50 ug/mL
.VMRA9_00028	12/01/19	06/01/19	MEOH, Lot 0000198123	50 mL	VM569727_00003	1 mL	Cyclohexanone	500 ug/mL
					vm570806_00003	2 mL	Pentachloroethane	100 ug/mL
					vm570807_00004	2 mL	2-Methylnaphthalene	100 ug/mL
					VM570808_00005	1 mL	1,2,3-Trimethylbenzene	50 ug/mL
							1,3,5-Trichlorobenzene	50 ug/mL
							1-Chlorohexane	50 ug/mL
							2-Chloro-1,3-butadiene	50 ug/mL
							2-Nitropropane	100 ug/mL
							Benzyl chloride	50 ug/mL
							Methacrylonitrile	500 ug/mL
							n-Butanol	1250 ug/mL
					VM570809_00006	1 mL	Ethyl acetate	100 ug/mL
							Ethyl acrylate	50 ug/mL
							Methyl methacrylate	100 ug/mL
							n-Butyl acetate	50 ug/mL
					VM571993_00003	1 mL	Acetonitrile	500 ug/mL
							Diisopropyl ether	50 ug/mL
							Ethyl tert-butyl ether	50 ug/mL
							Propionitrile	500 ug/mL
							Tert-amyl methyl ether	50 ug/mL
..VM569727_00003	02/29/20		RESTEK, Lot A0124672		(Purchased Reagent)		Cyclohexanone	25000 ug/mL
..vm570806_00003	04/30/22		Restek, Lot A0126447		(Purchased Reagent)		Pentachloroethane	2500 ug/mL
..vm570807_00004	02/28/22		Restek, Lot A0125050		(Purchased Reagent)		2-Methylnaphthalene	2500 ug/mL
..VM570808_00005	07/31/20		Restek, Lot A0145375		(Purchased Reagent)		1,2,3-Trimethylbenzene	2500 ug/mL
							1,3,5-Trichlorobenzene	2500 ug/mL
							1-Chlorohexane	2500 ug/mL

Lab Name: Eurofins TestAmerica, Canton Job No.: 240-123986-1

SDG No.:

Reagent ID	Exp Date	Prep Date	Dilutant Used	Reagent Final Volume	Parent Reagent		Analyte	Concentration
					Reagent ID	Volume Added		
							2-Chloro-1,3-butadiene	2500 ug/mL
							2-Nitropropane	5000 ug/mL
							Benzyl chloride	2500 ug/mL
							Methacrylonitrile	25000 ug/mL
							n-Butanol	62500 ug/mL
..VM570809_00006	05/31/20		Restek, Lot A0143198		(Purchased Reagent)		Ethyl acetate	5000 ug/mL
							Ethyl acrylate	2500 ug/mL
							Methyl methacrylate	5000 ug/mL
							n-Butyl acetate	2500 ug/mL
..VM571993_00003	07/31/20		restek, Lot A0139911		(Purchased Reagent)		Acetonitrile	25000 ug/mL
							Diisopropyl ether	2500 ug/mL
							Ethyl tert-butyl ether	2500 ug/mL
							Propionitrile	25000 ug/mL
							Tert-amyl methyl ether	2500 ug/mL
VMRA9W_00320	11/14/19	11/07/19	MEOH, Lot NA	5 mL	VMRA9_00029	5 mL	Cyclohexanone	500 ug/mL
							Pentachloroethane	100 ug/mL
							1-Methylnaphthalene	100 ug/mL
							2-Methylnaphthalene	100 ug/mL
							1,2,3-Trimethylbenzene	50 ug/mL
							1,3,5-Trichlorobenzene	50 ug/mL
							1-Chlorohexane	50 ug/mL
							2-Chloro-1,3-butadiene	50 ug/mL
							2-Nitropropane	100 ug/mL
							Benzyl chloride	50 ug/mL
							Isooctane	50 ug/mL
							Methacrylonitrile	500 ug/mL
							n-Butanol	1250 ug/mL
							Ethyl acetate	100 ug/mL
							Ethyl acrylate	50 ug/mL
							Methyl methacrylate	100 ug/mL
							n-Butyl acetate	50 ug/mL
							Acetonitrile	500 ug/mL
							Diisopropyl ether	50 ug/mL
							Ethyl tert-butyl ether	50 ug/mL
							Propionitrile	500 ug/mL
							Tert-amyl methyl ether	50 ug/mL
.VMRA9_00029	05/07/20	11/07/19	MEOH, Lot +221000000230446J+	50 mL	VM569727_00004	1 mL	Cyclohexanone	500 ug/mL
					vm570806_00004	2 mL	Pentachloroethane	100 ug/mL
					vm570807_00004	2 mL	1-Methylnaphthalene	100 ug/mL
							2-Methylnaphthalene	100 ug/mL
					VM570808_00005	1 mL	1,2,3-Trimethylbenzene	50 ug/mL
							1,3,5-Trichlorobenzene	50 ug/mL
							1-Chlorohexane	50 ug/mL
							2-Chloro-1,3-butadiene	50 ug/mL
							2-Nitropropane	100 ug/mL
							Benzyl chloride	50 ug/mL
							Isooctane	50 ug/mL

REAGENT TRACEABILITY SUMMARY

Lab Name: Eurofins TestAmerica, Canton Job No.: 240-123986-1

SDG No.:

Reagent ID	Exp Date	Prep Date	Dilutant Used	Reagent Final Volume	Parent Reagent		Analyte	Concentration
					Reagent ID	Volume Added		
							Methacrylonitrile	500 ug/mL
							n-Butanol	1250 ug/mL
					VM570809_00006	1 mL	Ethyl acetate	100 ug/mL
							Ethyl acrylate	50 ug/mL
							Methyl methacrylate	100 ug/mL
							n-Butyl acetate	50 ug/mL
					VM571993_00003	1 mL	Acetonitrile	500 ug/mL
							Diisopropyl ether	50 ug/mL
							Ethyl tert-butyl ether	50 ug/mL
							Propionitrile	500 ug/mL
							Tert-amyl methyl ether	50 ug/mL
..VM569727_00004	01/31/22		RESTEK, Lot A0145193		(Purchased Reagent)		Cyclohexanone	25000 ug/mL
..vm570806_00004	04/30/22		Restek, Lot A0126447		(Purchased Reagent)		Pentachloroethane	2500 ug/mL
..vm570807_00004	02/28/22		Restek, Lot A0125050		(Purchased Reagent)		1-Methylnaphthalene	2500 ug/mL
							2-Methylnaphthalene	2500 ug/mL
..VM570808_00005	07/31/20		Restek, Lot A0145375		(Purchased Reagent)		1,2,3-Trimethylbenzene	2500 ug/mL
							1,3,5-Trichlorobenzene	2500 ug/mL
							1-Chlorohexane	2500 ug/mL
							2-Chloro-1,3-butadiene	2500 ug/mL
							2-Nitropropane	5000 ug/mL
							Benzyl chloride	2500 ug/mL
							Isooctane	2500 ug/mL
							Methacrylonitrile	25000 ug/mL
							n-Butanol	62500 ug/mL
..VM570809_00006	05/31/20		Restek, Lot A0143198		(Purchased Reagent)		Ethyl acetate	5000 ug/mL
							Ethyl acrylate	2500 ug/mL
							Methyl methacrylate	5000 ug/mL
							n-Butyl acetate	2500 ug/mL
..VM571993_00003	07/31/20		restek, Lot A0139911		(Purchased Reagent)		Acetonitrile	25000 ug/mL
							Diisopropyl ether	2500 ug/mL
							Ethyl tert-butyl ether	2500 ug/mL
							Propionitrile	25000 ug/mL
							Tert-amyl methyl ether	2500 ug/mL
VMRA9W_00321	11/22/19	11/15/19	MEOH, Lot NA	5 mL	VMRA9_00029	5 mL	Cyclohexanone	500 ug/mL
							Pentachloroethane	100 ug/mL
							1-Methylnaphthalene	100 ug/mL
							2-Methylnaphthalene	100 ug/mL
							1,2,3-Trimethylbenzene	50 ug/mL
							1,3,5-Trichlorobenzene	50 ug/mL
							1-Chlorohexane	50 ug/mL
							2-Chloro-1,3-butadiene	50 ug/mL
							2-Nitropropane	100 ug/mL
							Benzyl chloride	50 ug/mL
							Isooctane	50 ug/mL
							Methacrylonitrile	500 ug/mL
							n-Butanol	1250 ug/mL
							Ethyl acetate	100 ug/mL

REAGENT TRACEABILITY SUMMARY

Lab Name: Eurofins TestAmerica, Canton Job No.: 240-123986-1

SDG No.:

Reagent ID	Exp Date	Prep Date	Dilutant Used	Reagent Final Volume	Parent Reagent		Analyte	Concentration
					Reagent ID	Volume Added		
							Ethyl acrylate	50 ug/mL
							Methyl methacrylate	100 ug/mL
							n-Butyl acetate	50 ug/mL
							Acetonitrile	500 ug/mL
							Diisopropyl ether	50 ug/mL
							Ethyl tert-butyl ether	50 ug/mL
							Propionitrile	500 ug/mL
							Tert-amyl methyl ether	50 ug/mL
.VMRA9_00029	05/07/20	11/07/19	MEOH, Lot +2210000002304 46J+	50 mL	VM569727_00004	1 mL	Cyclohexanone	500 ug/mL
					vm570806_00004	2 mL	Pentachloroethane	100 ug/mL
					vm570807_00004	2 mL	1-Methylnaphthalene	100 ug/mL
							2-Methylnaphthalene	100 ug/mL
					VM570808_00005	1 mL	1,2,3-Trimethylbenzene	50 ug/mL
							1,3,5-Trichlorobenzene	50 ug/mL
							1-Chlorohexane	50 ug/mL
							2-Chloro-1,3-butadiene	50 ug/mL
							2-Nitropropane	100 ug/mL
							Benzyl chloride	50 ug/mL
							Isooctane	50 ug/mL
							Methacrylonitrile	500 ug/mL
							n-Butanol	1250 ug/mL
					VM570809_00006	1 mL	Ethyl acetate	100 ug/mL
							Ethyl acrylate	50 ug/mL
							Methyl methacrylate	100 ug/mL
							n-Butyl acetate	50 ug/mL
					VM571993_00003	1 mL	Acetonitrile	500 ug/mL
							Diisopropyl ether	50 ug/mL
							Ethyl tert-butyl ether	50 ug/mL
							Propionitrile	500 ug/mL
							Tert-amyl methyl ether	50 ug/mL
..VM569727_00004	01/31/22		RESTEK, Lot A0145193		(Purchased Reagent)		Cyclohexanone	25000 ug/mL
..vm570806_00004	04/30/22		Restek, Lot A0126447		(Purchased Reagent)		Pentachloroethane	2500 ug/mL
..vm570807_00004	02/28/22		Restek, Lot A0125050		(Purchased Reagent)		1-Methylnaphthalene	2500 ug/mL
							2-Methylnaphthalene	2500 ug/mL
..VM570808_00005	07/31/20		Restek, Lot A0145375		(Purchased Reagent)		1,2,3-Trimethylbenzene	2500 ug/mL
							1,3,5-Trichlorobenzene	2500 ug/mL
							1-Chlorohexane	2500 ug/mL
							2-Chloro-1,3-butadiene	2500 ug/mL
							2-Nitropropane	5000 ug/mL
							Benzyl chloride	2500 ug/mL
							Isooctane	2500 ug/mL
							Methacrylonitrile	25000 ug/mL
							n-Butanol	62500 ug/mL
..VM570809_00006	05/31/20		Restek, Lot A0143198		(Purchased Reagent)		Ethyl acetate	5000 ug/mL
							Ethyl acrylate	2500 ug/mL
							Methyl methacrylate	5000 ug/mL
							n-Butyl acetate	2500 ug/mL

REAGENT TRACEABILITY SUMMARY

Lab Name: Eurofins TestAmerica, Canton Job No.: 240-123986-1

SDG No.:

Reagent ID	Exp Date	Prep Date	Dilutant Used	Reagent Final Volume	Parent Reagent		Analyte	Concentration
					Reagent ID	Volume Added		
..VM571993_00003	07/31/20		restek, Lot A0139911		(Purchased Reagent)		Acetonitrile	25000 ug/mL
							Diisopropyl ether	2500 ug/mL
							Ethyl tert-butyl ether	2500 ug/mL
							Propionitrile	25000 ug/mL
							Tert-amyl methyl ether	2500 ug/mL
VMRA9W_00326	01/01/20	12/25/19	MEOH, Lot NA	5 mL	VMRA9_00029	5 mL	1,2,3-Trimethylbenzene	50 ug/mL
							Diisopropyl ether	50 ug/mL
							Ethyl tert-butyl ether	50 ug/mL
							Tert-amyl methyl ether	50 ug/mL
.VMRA9_00029	05/07/20	11/07/19	MEOH, Lot +221000000230446J+	50 mL	VM570808_00005	1 mL	1,2,3-Trimethylbenzene	50 ug/mL
					VM571993_00003	1 mL	Diisopropyl ether	50 ug/mL
							Ethyl tert-butyl ether	50 ug/mL
							Tert-amyl methyl ether	50 ug/mL
..VM570808_00005	07/31/20		Restek, Lot A0145375		(Purchased Reagent)		1,2,3-Trimethylbenzene	2500 ug/mL
..VM571993_00003	07/31/20		restek, Lot A0139911		(Purchased Reagent)		Diisopropyl ether	2500 ug/mL
							Ethyl tert-butyl ether	2500 ug/mL
							Tert-amyl methyl ether	2500 ug/mL
VMRA9W_00327	01/02/20	12/26/19	MEOH, Lot NA	5 mL	VMRA9_00029	5 mL	1,2,3-Trimethylbenzene	50 ug/mL
							Diisopropyl ether	50 ug/mL
							Ethyl tert-butyl ether	50 ug/mL
							Tert-amyl methyl ether	50 ug/mL
.VMRA9_00029	05/07/20	11/07/19	MEOH, Lot +221000000230446J+	50 mL	VM570808_00005	1 mL	1,2,3-Trimethylbenzene	50 ug/mL
					VM571993_00003	1 mL	Diisopropyl ether	50 ug/mL
							Ethyl tert-butyl ether	50 ug/mL
							Tert-amyl methyl ether	50 ug/mL
..VM570808_00005	07/31/20		Restek, Lot A0145375		(Purchased Reagent)		1,2,3-Trimethylbenzene	2500 ug/mL
..VM571993_00003	07/31/20		restek, Lot A0139911		(Purchased Reagent)		Diisopropyl ether	2500 ug/mL
							Ethyl tert-butyl ether	2500 ug/mL
							Tert-amyl methyl ether	2500 ug/mL
VMRGAS_00314	11/07/19	10/31/19	MEOH, Lot 0000230446	10 mL	vm569722_00013	0.2 mL	Bromomethane	50 ug/mL
							Butadiene	50 ug/mL
							Chloroethane	50 ug/mL
							Chloromethane	50 ug/mL
							Dichlorodifluoromethane	50 ug/mL
							Dichlorofluoromethane	50 ug/mL
							Trichlorofluoromethane	50 ug/mL
							Vinyl chloride	50 ug/mL
.vm569722_00013	11/30/21		Restek, Lot A0143158		(Purchased Reagent)		Bromomethane	2500 ug/mL
							Butadiene	2500 ug/mL
							Chloroethane	2500 ug/mL
							Chloromethane	2500 ug/mL
							Dichlorodifluoromethane	2500 ug/mL
							Dichlorofluoromethane	2500 ug/mL
							Trichlorofluoromethane	2500 ug/mL
							Vinyl chloride	2500 ug/mL

REAGENT TRACEABILITY SUMMARY

Lab Name: Eurofins TestAmerica, Canton Job No.: 240-123986-1

SDG No.:

Reagent ID	Exp Date	Prep Date	Dilutant Used	Reagent Final Volume	Parent Reagent		Analyte	Concentration
					Reagent ID	Volume Added		
VMRGAS_00315	11/15/19	11/08/19	MEOH, Lot 0000230446	10 mL	vm569722_00013	0.2 mL	Bromomethane	50 ug/mL
							Butadiene	50 ug/mL
							Chloroethane	50 ug/mL
							Chloromethane	50 ug/mL
							Dichlorodifluoromethane	50 ug/mL
							Dichlorofluoromethane	50 ug/mL
							Trichlorofluoromethane	50 ug/mL
							Vinyl chloride	50 ug/mL
.vm569722_00013	11/30/21		Restek, Lot A0143158		(Purchased Reagent)		Bromomethane	2500 ug/mL
							Butadiene	2500 ug/mL
							Chloroethane	2500 ug/mL
							Chloromethane	2500 ug/mL
							Dichlorodifluoromethane	2500 ug/mL
							Dichlorofluoromethane	2500 ug/mL
							Trichlorofluoromethane	2500 ug/mL
							Vinyl chloride	2500 ug/mL
VMRGAS_00321	01/02/20	12/26/19	MEOH, Lot 0000230446	10 mL	vm569722_00013	0.2 mL	Bromomethane	50 ug/mL
							Chloroethane	50 ug/mL
							Chloromethane	50 ug/mL
							Dichlorodifluoromethane	50 ug/mL
							Trichlorofluoromethane	50 ug/mL
							Vinyl chloride	50 ug/mL
.vm569722_00013	11/30/21		Restek, Lot A0143158		(Purchased Reagent)		Bromomethane	2500 ug/mL
							Chloroethane	2500 ug/mL
							Chloromethane	2500 ug/mL
							Dichlorodifluoromethane	2500 ug/mL
							Trichlorofluoromethane	2500 ug/mL
							Vinyl chloride	2500 ug/mL
VMRPRIMW_00359	11/08/19	11/01/19	MEOH, Lot NA	5 mL	VMRPRIM_00041	5 mL	2-Butanone (MEK)	100 ug/mL
							2-Hexanone	100 ug/mL
							4-Methyl-2-pentanone (MIBK)	100 ug/mL
							Acetone	100 ug/mL
							2-Chloroethyl vinyl ether	100 ug/mL
							Vinyl acetate	50 ug/mL
							1,1,1,2-Tetrachloroethane	50 ug/mL
							1,1,1-Trichloroethane	50 ug/mL
							1,1,2,2-Tetrachloroethane	50 ug/mL
							1,1,2-Trichloroethane	50 ug/mL
							1,1,2-Trichlorotrifluoroethane	50 ug/mL
							1,1-Dichloroethane	50 ug/mL
							1,1-Dichloroethene	50 ug/mL
							1,1-Dichloropropene	50 ug/mL
							1,2,3-Trichlorobenzene	50 ug/mL
							1,2,3-Trichloropropane	50 ug/mL
							1,2,4-Trichlorobenzene	50 ug/mL
							1,2,4-Trimethylbenzene	50 ug/mL
							1,2-Dibromo-3-Chloropropane	50 ug/mL

REAGENT TRACEABILITY SUMMARY

Lab Name: Eurofins TestAmerica, Canton Job No.: 240-123986-1

SDG No.:

Reagent ID	Exp Date	Prep Date	Dilutant Used	Reagent Final Volume	Parent Reagent		Analyte	Concentration
					Reagent ID	Volume Added		
							1,2-Dibromoethane	50 ug/mL
							1,2-Dichlorobenzene	50 ug/mL
							1,2-Dichloroethane	50 ug/mL
							1,2-Dichloropropane	50 ug/mL
							1,3,5-Trimethylbenzene	50 ug/mL
							1,3-Dichlorobenzene	50 ug/mL
							1,3-Dichloropropane	50 ug/mL
							1,4-Dichlorobenzene	50 ug/mL
							1,4-Dioxane	1000 ug/mL
							2,2-Dichloropropane	50 ug/mL
							2-Chlorotoluene	50 ug/mL
							3-Chloro-1-propene	50 ug/mL
							4-Chlorotoluene	50 ug/mL
							4-Isopropyltoluene	50 ug/mL
							Acrylonitrile	500 ug/mL
							Benzene	50 ug/mL
							Bromobenzene	50 ug/mL
							Bromochloromethane	50 ug/mL
							Bromodichloromethane	50 ug/mL
							Bromoform	50 ug/mL
							Carbon disulfide	50 ug/mL
							Carbon tetrachloride	50 ug/mL
							Chlorobenzene	50 ug/mL
							Chlorodibromomethane	50 ug/mL
							Chloroform	50 ug/mL
							cis-1,2-Dichloroethene	50 ug/mL
							cis-1,3-Dichloropropene	50 ug/mL
							Cyclohexane	50 ug/mL
							Dibromomethane	50 ug/mL
							Ethyl ether	50 ug/mL
							Ethyl methacrylate	50 ug/mL
							Ethylbenzene	50 ug/mL
							Hexachlorobutadiene	50 ug/mL
							Hexane	50 ug/mL
							Iodomethane	50 ug/mL
							Isobutyl alcohol	1250 ug/mL
							Isopropylbenzene	50 ug/mL
							m-Xylene & p-Xylene	50 ug/mL
							Methyl acetate	100 ug/mL
							Methyl tert-butyl ether	50 ug/mL
							Methylcyclohexane	50 ug/mL
							Methylene Chloride	50 ug/mL
							n-Butylbenzene	50 ug/mL
							n-Heptane	50 ug/mL
							N-Propylbenzene	50 ug/mL
							Naphthalene	50 ug/mL
							o-Xylene	50 ug/mL
							sec-Butylbenzene	50 ug/mL

Lab Name: Eurofins TestAmerica, Canton Job No.: 240-123986-1

SDG No.:

Reagent ID	Exp Date	Prep Date	Dilutant Used	Reagent Final Volume	Parent Reagent		Analyte	Concentration
					Reagent ID	Volume Added		
							Styrene	50 ug/mL
							tert-Butyl alcohol	500 ug/mL
							tert-Butylbenzene	50 ug/mL
							Tetrachloroethene	50 ug/mL
							Tetrahydrofuran	100 ug/mL
							Toluene	50 ug/mL
							trans-1,2-Dichloroethene	50 ug/mL
							trans-1,3-Dichloropropene	50 ug/mL
							trans-1,4-Dichloro-2-butene	50 ug/mL
							Trichloroethene	50 ug/mL
.VMRPRIM_00041	12/30/19	09/30/19	MEOH, Lot 0000230446	50 mL	VM569721_00006	0.4 mL	2-Butanone (MEK)	100 ug/mL
							2-Hexanone	100 ug/mL
							4-Methyl-2-pentanone (MIBK)	100 ug/mL
							Acetone	100 ug/mL
					VM569723_00008	2 mL	2-Chloroethyl vinyl ether	100 ug/mL
					VM569724_00021	0.5 mL	Vinyl acetate	50 ug/mL
					VM571992_00003	1 mL	1,1,1,2-Tetrachloroethane	50 ug/mL
							1,1,1-Trichloroethane	50 ug/mL
							1,1,2,2-Tetrachloroethane	50 ug/mL
							1,1,2-Trichloroethane	50 ug/mL
							1,1,2-Trichlorotrifluoroethane	50 ug/mL
							1,1-Dichloroethane	50 ug/mL
							1,1-Dichloroethene	50 ug/mL
							1,1-Dichloropropene	50 ug/mL
							1,2,3-Trichlorobenzene	50 ug/mL
							1,2,3-Trichloropropane	50 ug/mL
							1,2,4-Trichlorobenzene	50 ug/mL
							1,2,4-Trimethylbenzene	50 ug/mL
							1,2-Dibromo-3-Chloropropane	50 ug/mL
							1,2-Dibromoethane	50 ug/mL
							1,2-Dichlorobenzene	50 ug/mL
							1,2-Dichloroethane	50 ug/mL
							1,2-Dichloropropane	50 ug/mL
							1,3,5-Trimethylbenzene	50 ug/mL
							1,3-Dichlorobenzene	50 ug/mL
							1,3-Dichloropropane	50 ug/mL
							1,4-Dichlorobenzene	50 ug/mL
							1,4-Dioxane	1000 ug/mL
							2,2-Dichloropropane	50 ug/mL
							2-Chlorotoluene	50 ug/mL
							3-Chloro-1-propene	50 ug/mL
							4-Chlorotoluene	50 ug/mL
							4-Isopropyltoluene	50 ug/mL
							Acrylonitrile	500 ug/mL
							Benzene	50 ug/mL
							Bromobenzene	50 ug/mL
							Bromochloromethane	50 ug/mL
							Bromodichloromethane	50 ug/mL

REAGENT TRACEABILITY SUMMARY

Lab Name: Eurofins TestAmerica, Canton Job No.: 240-123986-1

SDG No.:

Reagent ID	Exp Date	Prep Date	Dilutant Used	Reagent Final Volume	Parent Reagent		Analyte	Concentration
					Reagent ID	Volume Added		
							Bromoform	50 ug/mL
							Carbon disulfide	50 ug/mL
							Carbon tetrachloride	50 ug/mL
							Chlorobenzene	50 ug/mL
							Chlorodibromomethane	50 ug/mL
							Chloroform	50 ug/mL
							cis-1,2-Dichloroethene	50 ug/mL
							cis-1,3-Dichloropropene	50 ug/mL
							Cyclohexane	50 ug/mL
							Dibromomethane	50 ug/mL
							Ethyl ether	50 ug/mL
							Ethyl methacrylate	50 ug/mL
							Ethylbenzene	50 ug/mL
							Hexachlorobutadiene	50 ug/mL
							Hexane	50 ug/mL
							Iodomethane	50 ug/mL
							Isobutyl alcohol	1250 ug/mL
							Isopropylbenzene	50 ug/mL
							m-Xylene & p-Xylene	50 ug/mL
							Methyl acetate	100 ug/mL
							Methyl tert-butyl ether	50 ug/mL
							Methylcyclohexane	50 ug/mL
							Methylene Chloride	50 ug/mL
							n-Butylbenzene	50 ug/mL
							n-Heptane	50 ug/mL
							N-Propylbenzene	50 ug/mL
							Naphthalene	50 ug/mL
							o-Xylene	50 ug/mL
							sec-Butylbenzene	50 ug/mL
							Styrene	50 ug/mL
							tert-Butyl alcohol	500 ug/mL
							tert-Butylbenzene	50 ug/mL
							Tetrachloroethene	50 ug/mL
							Tetrahydrofuran	100 ug/mL
							Toluene	50 ug/mL
							trans-1,2-Dichloroethene	50 ug/mL
							trans-1,3-Dichloropropene	50 ug/mL
							trans-1,4-Dichloro-2-butene	50 ug/mL
							Trichloroethene	50 ug/mL
..VM569721_00006	04/30/21		Restek, Lot A0137509		(Purchased Reagent)		2-Butanone (MEK)	12500 ug/mL
							2-Hexanone	12500 ug/mL
							4-Methyl-2-pentanone (MIBK)	12500 ug/mL
							Acetone	12500 ug/mL
..VM569723_00008	02/28/22		restek, Lot A0146250		(Purchased Reagent)		2-Chloroethyl vinyl ether	2500 ug/mL
..VM569724_00021	01/31/20		Restek, Lot A0150515		(Purchased Reagent)		Vinyl acetate	5000 ug/mL
..VM571992_00003	06/30/21		Restek, Lot A0143774		(Purchased Reagent)		1,1,1,2-Tetrachloroethane	2500 ug/mL
							1,1,1-Trichloroethane	2500 ug/mL
							1,1,2,2-Tetrachloroethane	2500 ug/mL

REAGENT TRACEABILITY SUMMARY

Lab Name: Eurofins TestAmerica, Canton Job No.: 240-123986-1

SDG No.:

Reagent ID	Exp Date	Prep Date	Dilutant Used	Reagent Final Volume	Parent Reagent		Analyte	Concentration
					Reagent ID	Volume Added		
							1,1,2-Trichloroethane	2500 ug/mL
							1,1,2-Trichlorotrifluoroethane	2500 ug/mL
							1,1-Dichloroethane	2500 ug/mL
							1,1-Dichloroethene	2500 ug/mL
							1,1-Dichloropropene	2500 ug/mL
							1,2,3-Trichlorobenzene	2500 ug/mL
							1,2,3-Trichloropropane	2500 ug/mL
							1,2,4-Trichlorobenzene	2500 ug/mL
							1,2,4-Trimethylbenzene	2500 ug/mL
							1,2-Dibromo-3-Chloropropane	2500 ug/mL
							1,2-Dibromoethane	2500 ug/mL
							1,2-Dichlorobenzene	2500 ug/mL
							1,2-Dichloroethane	2500 ug/mL
							1,2-Dichloropropane	2500 ug/mL
							1,3,5-Trimethylbenzene	2500 ug/mL
							1,3-Dichlorobenzene	2500 ug/mL
							1,3-Dichloropropane	2500 ug/mL
							1,4-Dichlorobenzene	2500 ug/mL
							1,4-Dioxane	50000 ug/mL
							2,2-Dichloropropane	2500 ug/mL
							2-Chlorotoluene	2500 ug/mL
							3-Chloro-1-propene	2500 ug/mL
							4-Chlorotoluene	2500 ug/mL
							4-Isopropyltoluene	2500 ug/mL
							Acrylonitrile	25000 ug/mL
							Benzene	2500 ug/mL
							Bromobenzene	2500 ug/mL
							Bromochloromethane	2500 ug/mL
							Bromodichloromethane	2500 ug/mL
							Bromoform	2500 ug/mL
							Carbon disulfide	2500 ug/mL
							Carbon tetrachloride	2500 ug/mL
							Chlorobenzene	2500 ug/mL
							Chlorodibromomethane	2500 ug/mL
							Chloroform	2500 ug/mL
							cis-1,2-Dichloroethene	2500 ug/mL
							cis-1,3-Dichloropropene	2500 ug/mL
							Cyclohexane	2500 ug/mL
							Dibromomethane	2500 ug/mL
							Ethyl ether	2500 ug/mL
							Ethyl methacrylate	2500 ug/mL
							Ethylbenzene	2500 ug/mL
							Hexachlorobutadiene	2500 ug/mL
							Hexane	2500 ug/mL
							Iodomethane	2500 ug/mL
							Isobutyl alcohol	62500 ug/mL
							Isopropylbenzene	2500 ug/mL
							m-Xylene & p-Xylene	2500 ug/mL

Lab Name: Eurofins TestAmerica, Canton Job No.: 240-123986-1

SDG No.:

Reagent ID	Exp Date	Prep Date	Dilutant Used	Reagent Final Volume	Parent Reagent		Analyte	Concentration
					Reagent ID	Volume Added		
							Methyl acetate	5000 ug/mL
							Methyl tert-butyl ether	2500 ug/mL
							Methylcyclohexane	2500 ug/mL
							Methylene Chloride	2500 ug/mL
							n-Butylbenzene	2500 ug/mL
							n-Heptane	2500 ug/mL
							N-Propylbenzene	2500 ug/mL
							Naphthalene	2500 ug/mL
							o-Xylene	2500 ug/mL
							sec-Butylbenzene	2500 ug/mL
							Styrene	2500 ug/mL
							tert-Butyl alcohol	25000 ug/mL
							tert-Butylbenzene	2500 ug/mL
							Tetrachloroethene	2500 ug/mL
							Tetrahydrofuran	5000 ug/mL
							Toluene	2500 ug/mL
							trans-1,2-Dichloroethene	2500 ug/mL
							trans-1,3-Dichloropropene	2500 ug/mL
							trans-1,4-Dichloro-2-butene	2500 ug/mL
							Trichloroethene	2500 ug/mL
VMRPRIMW_00360	11/16/19	11/09/19	MEOH, Lot NA	5 mL	VMRPRIM_00041	5 mL	2-Butanone (MEK)	100 ug/mL
							2-Hexanone	100 ug/mL
							4-Methyl-2-pentanone (MIBK)	100 ug/mL
							Acetone	100 ug/mL
							2-Chloroethyl vinyl ether	100 ug/mL
							Vinyl acetate	50 ug/mL
							1,1,1,2-Tetrachloroethane	50 ug/mL
							1,1,1-Trichloroethane	50 ug/mL
							1,1,2,2-Tetrachloroethane	50 ug/mL
							1,1,2-Trichloroethane	50 ug/mL
							1,1,2-Trichlorotrifluoroethane	50 ug/mL
							1,1-Dichloroethane	50 ug/mL
							1,1-Dichloroethene	50 ug/mL
							1,1-Dichloropropene	50 ug/mL
							1,2,3-Trichlorobenzene	50 ug/mL
							1,2,3-Trichloropropane	50 ug/mL
							1,2,4-Trichlorobenzene	50 ug/mL
							1,2,4-Trimethylbenzene	50 ug/mL
							1,2-Dibromo-3-Chloropropane	50 ug/mL
							1,2-Dibromoethane	50 ug/mL
							1,2-Dichlorobenzene	50 ug/mL
							1,2-Dichloroethane	50 ug/mL
							1,2-Dichloropropane	50 ug/mL
							1,3,5-Trimethylbenzene	50 ug/mL
							1,3-Dichlorobenzene	50 ug/mL
							1,3-Dichloropropane	50 ug/mL
							1,4-Dichlorobenzene	50 ug/mL

REAGENT TRACEABILITY SUMMARY

Lab Name: Eurofins TestAmerica, Canton Job No.: 240-123986-1

SDG No.:

Reagent ID	Exp Date	Prep Date	Dilutant Used	Reagent Final Volume	Parent Reagent		Analyte	Concentration
					Reagent ID	Volume Added		
							1,4-Dioxane	1000 ug/mL
							2,2-Dichloropropane	50 ug/mL
							2-Chlorotoluene	50 ug/mL
							3-Chloro-1-propene	50 ug/mL
							4-Chlorotoluene	50 ug/mL
							4-Isopropyltoluene	50 ug/mL
							Acrylonitrile	500 ug/mL
							Benzene	50 ug/mL
							Bromobenzene	50 ug/mL
							Bromochloromethane	50 ug/mL
							Bromodichloromethane	50 ug/mL
							Bromoform	50 ug/mL
							Carbon disulfide	50 ug/mL
							Carbon tetrachloride	50 ug/mL
							Chlorobenzene	50 ug/mL
							Chlorodibromomethane	50 ug/mL
							Chloroform	50 ug/mL
							cis-1,2-Dichloroethene	50 ug/mL
							cis-1,3-Dichloropropene	50 ug/mL
							Cyclohexane	50 ug/mL
							Dibromomethane	50 ug/mL
							Ethyl ether	50 ug/mL
							Ethyl methacrylate	50 ug/mL
							Ethylbenzene	50 ug/mL
							Hexachlorobutadiene	50 ug/mL
							Hexane	50 ug/mL
							Iodomethane	50 ug/mL
							Isobutyl alcohol	1250 ug/mL
							Isopropylbenzene	50 ug/mL
							m-Xylene & p-Xylene	50 ug/mL
							Methyl acetate	100 ug/mL
							Methyl tert-butyl ether	50 ug/mL
							Methylcyclohexane	50 ug/mL
							Methylene Chloride	50 ug/mL
							n-Butylbenzene	50 ug/mL
							n-Heptane	50 ug/mL
							N-Propylbenzene	50 ug/mL
							Naphthalene	50 ug/mL
							o-Xylene	50 ug/mL
							sec-Butylbenzene	50 ug/mL
							Styrene	50 ug/mL
							tert-Butyl alcohol	500 ug/mL
							tert-Butylbenzene	50 ug/mL
							Tetrachloroethene	50 ug/mL
							Tetrahydrofuran	100 ug/mL
							Toluene	50 ug/mL
							trans-1,2-Dichloroethene	50 ug/mL
							trans-1,3-Dichloropropene	50 ug/mL

REAGENT TRACEABILITY SUMMARY

Lab Name: Eurofins TestAmerica, Canton Job No.: 240-123986-1

SDG No.:

Reagent ID	Exp Date	Prep Date	Dilutant Used	Reagent Final Volume	Parent Reagent		Analyte	Concentration
					Reagent ID	Volume Added		
							trans-1,4-Dichloro-2-butene	50 ug/mL
							Trichloroethene	50 ug/mL
.VMRPRIM_00041	12/30/19	09/30/19	MEOH, Lot 0000230446	50 mL	VM569721_00006	0.4 mL	2-Butanone (MEK)	100 ug/mL
							2-Hexanone	100 ug/mL
							4-Methyl-2-pentanone (MIBK)	100 ug/mL
							Acetone	100 ug/mL
					VM569723_00008	2 mL	2-Chloroethyl vinyl ether	100 ug/mL
					VM569724_00021	0.5 mL	Vinyl acetate	50 ug/mL
					VM571992_00003	1 mL	1,1,1,2-Tetrachloroethane	50 ug/mL
							1,1,1-Trichloroethane	50 ug/mL
							1,1,2,2-Tetrachloroethane	50 ug/mL
							1,1,2-Trichloroethane	50 ug/mL
							1,1,2-Trichlorotrifluoroethane	50 ug/mL
							1,1-Dichloroethane	50 ug/mL
							1,1-Dichloroethene	50 ug/mL
							1,1-Dichloropropene	50 ug/mL
							1,2,3-Trichlorobenzene	50 ug/mL
							1,2,3-Trichloropropane	50 ug/mL
							1,2,4-Trichlorobenzene	50 ug/mL
							1,2,4-Trimethylbenzene	50 ug/mL
							1,2-Dibromo-3-Chloropropane	50 ug/mL
							1,2-Dibromoethane	50 ug/mL
							1,2-Dichlorobenzene	50 ug/mL
							1,2-Dichloroethane	50 ug/mL
							1,2-Dichloropropane	50 ug/mL
							1,3,5-Trimethylbenzene	50 ug/mL
							1,3-Dichlorobenzene	50 ug/mL
							1,3-Dichloropropane	50 ug/mL
							1,4-Dichlorobenzene	50 ug/mL
							1,4-Dioxane	1000 ug/mL
							2,2-Dichloropropane	50 ug/mL
							2-Chlorotoluene	50 ug/mL
							3-Chloro-1-propene	50 ug/mL
							4-Chlorotoluene	50 ug/mL
							4-Isopropyltoluene	50 ug/mL
							Acrylonitrile	500 ug/mL
							Benzene	50 ug/mL
							Bromobenzene	50 ug/mL
							Bromochloromethane	50 ug/mL
							Bromodichloromethane	50 ug/mL
							Bromoform	50 ug/mL
							Carbon disulfide	50 ug/mL
							Carbon tetrachloride	50 ug/mL
							Chlorobenzene	50 ug/mL
							Chlorodibromomethane	50 ug/mL
							Chloroform	50 ug/mL
							cis-1,2-Dichloroethene	50 ug/mL
							cis-1,3-Dichloropropene	50 ug/mL

REAGENT TRACEABILITY SUMMARY

Lab Name: Eurofins TestAmerica, Canton Job No.: 240-123986-1

SDG No.:

Reagent ID	Exp Date	Prep Date	Dilutant Used	Reagent Final Volume	Parent Reagent		Analyte	Concentration
					Reagent ID	Volume Added		
							Cyclohexane	50 ug/mL
							Dibromomethane	50 ug/mL
							Ethyl ether	50 ug/mL
							Ethyl methacrylate	50 ug/mL
							Ethylbenzene	50 ug/mL
							Hexachlorobutadiene	50 ug/mL
							Hexane	50 ug/mL
							Iodomethane	50 ug/mL
							Isobutyl alcohol	1250 ug/mL
							Isopropylbenzene	50 ug/mL
							m-Xylene & p-Xylene	50 ug/mL
							Methyl acetate	100 ug/mL
							Methyl tert-butyl ether	50 ug/mL
							Methylcyclohexane	50 ug/mL
							Methylene Chloride	50 ug/mL
							n-Butylbenzene	50 ug/mL
							n-Heptane	50 ug/mL
							N-Propylbenzene	50 ug/mL
							Naphthalene	50 ug/mL
							o-Xylene	50 ug/mL
							sec-Butylbenzene	50 ug/mL
							Styrene	50 ug/mL
							tert-Butyl alcohol	500 ug/mL
							tert-Butylbenzene	50 ug/mL
							Tetrachloroethene	50 ug/mL
							Tetrahydrofuran	100 ug/mL
							Toluene	50 ug/mL
							trans-1,2-Dichloroethene	50 ug/mL
							trans-1,3-Dichloropropene	50 ug/mL
							trans-1,4-Dichloro-2-butene	50 ug/mL
							Trichloroethene	50 ug/mL
..VM569721_00006	04/30/21		Restek, Lot A0137509		(Purchased Reagent)		2-Butanone (MEK)	12500 ug/mL
							2-Hexanone	12500 ug/mL
							4-Methyl-2-pentanone (MIBK)	12500 ug/mL
							Acetone	12500 ug/mL
..VM569723_00008	02/28/22		restek, Lot A0146250		(Purchased Reagent)		2-Chloroethyl vinyl ether	2500 ug/mL
..VM569724_00021	01/31/20		Restek, Lot A0150515		(Purchased Reagent)		Vinyl acetate	5000 ug/mL
..VM571992_00003	06/30/21		Restek, Lot A0143774		(Purchased Reagent)		1,1,1,2-Tetrachloroethane	2500 ug/mL
							1,1,1-Trichloroethane	2500 ug/mL
							1,1,2,2-Tetrachloroethane	2500 ug/mL
							1,1,2-Trichloroethane	2500 ug/mL
							1,1,2-Trichlorotrifluoroethane	2500 ug/mL
							1,1-Dichloroethane	2500 ug/mL
							1,1-Dichloroethene	2500 ug/mL
							1,1-Dichloropropene	2500 ug/mL
							1,2,3-Trichlorobenzene	2500 ug/mL
							1,2,3-Trichloropropane	2500 ug/mL
							1,2,4-Trichlorobenzene	2500 ug/mL

REAGENT TRACEABILITY SUMMARY

Lab Name: Eurofins TestAmerica, Canton Job No.: 240-123986-1

SDG No.:

Reagent ID	Exp Date	Prep Date	Dilutant Used	Reagent Final Volume	Parent Reagent		Analyte	Concentration
					Reagent ID	Volume Added		
							1,2,4-Trimethylbenzene	2500 ug/mL
							1,2-Dibromo-3-Chloropropane	2500 ug/mL
							1,2-Dibromoethane	2500 ug/mL
							1,2-Dichlorobenzene	2500 ug/mL
							1,2-Dichloroethane	2500 ug/mL
							1,2-Dichloropropane	2500 ug/mL
							1,3,5-Trimethylbenzene	2500 ug/mL
							1,3-Dichlorobenzene	2500 ug/mL
							1,3-Dichloropropane	2500 ug/mL
							1,4-Dichlorobenzene	2500 ug/mL
							1,4-Dioxane	50000 ug/mL
							2,2-Dichloropropane	2500 ug/mL
							2-Chlorotoluene	2500 ug/mL
							3-Chloro-1-propene	2500 ug/mL
							4-Chlorotoluene	2500 ug/mL
							4-Isopropyltoluene	2500 ug/mL
							Acrylonitrile	25000 ug/mL
							Benzene	2500 ug/mL
							Bromobenzene	2500 ug/mL
							Bromochloromethane	2500 ug/mL
							Bromodichloromethane	2500 ug/mL
							Bromoform	2500 ug/mL
							Carbon disulfide	2500 ug/mL
							Carbon tetrachloride	2500 ug/mL
							Chlorobenzene	2500 ug/mL
							Chlorodibromomethane	2500 ug/mL
							Chloroform	2500 ug/mL
							cis-1,2-Dichloroethene	2500 ug/mL
							cis-1,3-Dichloropropene	2500 ug/mL
							Cyclohexane	2500 ug/mL
							Dibromomethane	2500 ug/mL
							Ethyl ether	2500 ug/mL
							Ethyl methacrylate	2500 ug/mL
							Ethylbenzene	2500 ug/mL
							Hexachlorobutadiene	2500 ug/mL
							Hexane	2500 ug/mL
							Iodomethane	2500 ug/mL
							Isobutyl alcohol	62500 ug/mL
							Isopropylbenzene	2500 ug/mL
							m-Xylene & p-Xylene	2500 ug/mL
							Methyl acetate	5000 ug/mL
							Methyl tert-butyl ether	2500 ug/mL
							Methylcyclohexane	2500 ug/mL
							Methylene Chloride	2500 ug/mL
							n-Butylbenzene	2500 ug/mL
							n-Heptane	2500 ug/mL
							N-Propylbenzene	2500 ug/mL
							Naphthalene	2500 ug/mL

Lab Name: Eurofins TestAmerica, Canton Job No.: 240-123986-1

SDG No.:

Reagent ID	Exp Date	Prep Date	Dilutant Used	Reagent Final Volume	Parent Reagent		Analyte	Concentration
					Reagent ID	Volume Added		
							o-Xylene	2500 ug/mL
							sec-Butylbenzene	2500 ug/mL
							Styrene	2500 ug/mL
							tert-Butyl alcohol	25000 ug/mL
							tert-Butylbenzene	2500 ug/mL
							Tetrachloroethene	2500 ug/mL
							Tetrahydrofuran	5000 ug/mL
							Toluene	2500 ug/mL
							trans-1,2-Dichloroethene	2500 ug/mL
							trans-1,3-Dichloropropene	2500 ug/mL
							trans-1,4-Dichloro-2-butene	2500 ug/mL
							Trichloroethene	2500 ug/mL
VMRPRIMW_00366	01/02/20	12/26/19	MEOH, Lot NA	5 mL	VMRPRIM_00042	5 mL	2-Butanone (MEK)	100 ug/mL
							2-Hexanone	100 ug/mL
							4-Methyl-2-pentanone (MIBK)	100 ug/mL
							Acetone	100 ug/mL
							2-Chloroethyl vinyl ether	100 ug/mL
							Vinyl acetate	50 ug/mL
							1,1,1,2-Tetrachloroethane	50 ug/mL
							1,1,1-Trichloroethane	50 ug/mL
							1,1,2,2-Tetrachloroethane	50 ug/mL
							1,1,2-Trichlorotrifluoroethane	50 ug/mL
							1,1-Dichloroethane	50 ug/mL
							1,1-Dichloroethene	50 ug/mL
							1,1-Dichloropropene	50 ug/mL
							1,2,3-Trichlorobenzene	50 ug/mL
							1,2,3-Trichloropropane	50 ug/mL
							1,2,4-Trichlorobenzene	50 ug/mL
							1,2,4-Trimethylbenzene	50 ug/mL
							1,2-Dibromo-3-Chloropropane	50 ug/mL
							1,2-Dibromoethane	50 ug/mL
							1,2-Dichlorobenzene	50 ug/mL
							1,2-Dichloroethane	50 ug/mL
							1,2-Dichloropropane	50 ug/mL
							1,3-Dichlorobenzene	50 ug/mL
							1,3-Dichloropropane	50 ug/mL
							1,4-Dichlorobenzene	50 ug/mL
							2,2-Dichloropropane	50 ug/mL
							2-Chlorotoluene	50 ug/mL
							4-Chlorotoluene	50 ug/mL
							4-Isopropyltoluene	50 ug/mL
							Benzene	50 ug/mL
							Bromobenzene	50 ug/mL
							Bromochloromethane	50 ug/mL
							Bromodichloromethane	50 ug/mL
							Bromoform	50 ug/mL
							Carbon disulfide	50 ug/mL

Lab Name: Eurofins TestAmerica, Canton Job No.: 240-123986-1

SDG No.:

Reagent ID	Exp Date	Prep Date	Dilutant Used	Reagent Final Volume	Parent Reagent		Analyte	Concentration
					Reagent ID	Volume Added		
							Carbon tetrachloride	50 ug/mL
							Chlorobenzene	50 ug/mL
							Chlorodibromomethane	50 ug/mL
							Chloroform	50 ug/mL
							cis-1,2-Dichloroethene	50 ug/mL
							cis-1,3-Dichloropropene	50 ug/mL
							Dibromomethane	50 ug/mL
							Ethylbenzene	50 ug/mL
							Hexachlorobutadiene	50 ug/mL
							Isopropylbenzene	50 ug/mL
							m-Xylene & p-Xylene	50 ug/mL
							Methyl tert-butyl ether	50 ug/mL
							Methylene Chloride	50 ug/mL
							n-Butylbenzene	50 ug/mL
							N-Propylbenzene	50 ug/mL
							Naphthalene	50 ug/mL
							o-Xylene	50 ug/mL
							sec-Butylbenzene	50 ug/mL
							Styrene	50 ug/mL
							tert-Butyl alcohol	500 ug/mL
							tert-Butylbenzene	50 ug/mL
							Tetrachloroethene	50 ug/mL
							Toluene	50 ug/mL
							trans-1,2-Dichloroethene	50 ug/mL
							trans-1,3-Dichloropropene	50 ug/mL
							Trichloroethene	50 ug/mL
							Xylenes, Total	100 ug/mL
.VMRPRIM_00042	01/31/20	12/12/19	MEOH, Lot 0000230446	50 mL	VM569721_00006	0.4 mL	2-Butanone (MEK)	100 ug/mL
							2-Hexanone	100 ug/mL
							4-Methyl-2-pentanone (MIBK)	100 ug/mL
							Acetone	100 ug/mL
					VM569723_00008	2 mL	2-Chloroethyl vinyl ether	100 ug/mL
					VM569724_00021	0.5 mL	Vinyl acetate	50 ug/mL
					VM571992_00003	1 mL	1,1,1,2-Tetrachloroethane	50 ug/mL
							1,1,1-Trichloroethane	50 ug/mL
							1,1,2,2-Tetrachloroethane	50 ug/mL
							1,1,2-Trichlorotrifluoroethane	50 ug/mL
							1,1-Dichloroethane	50 ug/mL
							1,1-Dichloroethene	50 ug/mL
							1,1-Dichloropropene	50 ug/mL
							1,2,3-Trichlorobenzene	50 ug/mL
							1,2,3-Trichloropropane	50 ug/mL
							1,2,4-Trichlorobenzene	50 ug/mL
							1,2,4-Trimethylbenzene	50 ug/mL
							1,2-Dibromo-3-Chloropropane	50 ug/mL
							1,2-Dibromoethane	50 ug/mL
							1,2-Dichlorobenzene	50 ug/mL
							1,2-Dichloroethane	50 ug/mL

REAGENT TRACEABILITY SUMMARY

Lab Name: Eurofins TestAmerica, Canton Job No.: 240-123986-1

SDG No.:

Reagent ID	Exp Date	Prep Date	Dilutant Used	Reagent Final Volume	Parent Reagent		Analyte	Concentration
					Reagent ID	Volume Added		
							1,2-Dichloropropane	50 ug/mL
							1,3-Dichlorobenzene	50 ug/mL
							1,3-Dichloropropane	50 ug/mL
							1,4-Dichlorobenzene	50 ug/mL
							2,2-Dichloropropane	50 ug/mL
							2-Chlorotoluene	50 ug/mL
							4-Chlorotoluene	50 ug/mL
							4-Isopropyltoluene	50 ug/mL
							Benzene	50 ug/mL
							Bromobenzene	50 ug/mL
							Bromochloromethane	50 ug/mL
							Bromodichloromethane	50 ug/mL
							Bromoform	50 ug/mL
							Carbon disulfide	50 ug/mL
							Carbon tetrachloride	50 ug/mL
							Chlorobenzene	50 ug/mL
							Chlorodibromomethane	50 ug/mL
							Chloroform	50 ug/mL
							cis-1,2-Dichloroethene	50 ug/mL
							cis-1,3-Dichloropropene	50 ug/mL
							Dibromomethane	50 ug/mL
							Ethylbenzene	50 ug/mL
							Hexachlorobutadiene	50 ug/mL
							Isopropylbenzene	50 ug/mL
							m-Xylene & p-Xylene	50 ug/mL
							Methyl tert-butyl ether	50 ug/mL
							Methylene Chloride	50 ug/mL
							n-Butylbenzene	50 ug/mL
							N-Propylbenzene	50 ug/mL
							Naphthalene	50 ug/mL
							o-Xylene	50 ug/mL
							sec-Butylbenzene	50 ug/mL
							Styrene	50 ug/mL
							tert-Butyl alcohol	500 ug/mL
							tert-Butylbenzene	50 ug/mL
							Tetrachloroethene	50 ug/mL
							Toluene	50 ug/mL
							trans-1,2-Dichloroethene	50 ug/mL
							trans-1,3-Dichloropropene	50 ug/mL
							Trichloroethene	50 ug/mL
							Xylenes, Total	100 ug/mL
..VM569721_00006	04/30/21		Restek, Lot A0137509		(Purchased Reagent)		2-Butanone (MEK)	12500 ug/mL
							2-Hexanone	12500 ug/mL
							4-Methyl-2-pentanone (MIBK)	12500 ug/mL
							Acetone	12500 ug/mL
..VM569723_00008	02/28/22		restek, Lot A0146250		(Purchased Reagent)		2-Chloroethyl vinyl ether	2500 ug/mL
..VM569724_00021	01/31/20		Restek, Lot A0150515		(Purchased Reagent)		Vinyl acetate	5000 ug/mL
..VM571992_00003	06/30/21		Restek, Lot A0143774		(Purchased Reagent)		1,1,1,2-Tetrachloroethane	2500 ug/mL

REAGENT TRACEABILITY SUMMARY

Lab Name: Eurofins TestAmerica, Canton Job No.: 240-123986-1

SDG No.:

Reagent ID	Exp Date	Prep Date	Dilutant Used	Reagent Final Volume	Parent Reagent		Analyte	Concentration
					Reagent ID	Volume Added		
							1,1,1-Trichloroethane	2500 ug/mL
							1,1,2,2-Tetrachloroethane	2500 ug/mL
							1,1,2-Trichlorotrifluoroethane	2500 ug/mL
							1,1-Dichloroethane	2500 ug/mL
							1,1-Dichloroethene	2500 ug/mL
							1,1-Dichloropropene	2500 ug/mL
							1,2,3-Trichlorobenzene	2500 ug/mL
							1,2,3-Trichloropropane	2500 ug/mL
							1,2,4-Trichlorobenzene	2500 ug/mL
							1,2,4-Trimethylbenzene	2500 ug/mL
							1,2-Dibromo-3-Chloropropane	2500 ug/mL
							1,2-Dibromoethane	2500 ug/mL
							1,2-Dichlorobenzene	2500 ug/mL
							1,2-Dichloroethane	2500 ug/mL
							1,2-Dichloropropane	2500 ug/mL
							1,3-Dichlorobenzene	2500 ug/mL
							1,3-Dichloropropane	2500 ug/mL
							1,4-Dichlorobenzene	2500 ug/mL
							2,2-Dichloropropane	2500 ug/mL
							2-Chlorotoluene	2500 ug/mL
							4-Chlorotoluene	2500 ug/mL
							4-Isopropyltoluene	2500 ug/mL
							Benzene	2500 ug/mL
							Bromobenzene	2500 ug/mL
							Bromochloromethane	2500 ug/mL
							Bromodichloromethane	2500 ug/mL
							Bromoform	2500 ug/mL
							Carbon disulfide	2500 ug/mL
							Carbon tetrachloride	2500 ug/mL
							Chlorobenzene	2500 ug/mL
							Chlorodibromomethane	2500 ug/mL
							Chloroform	2500 ug/mL
							cis-1,2-Dichloroethene	2500 ug/mL
							cis-1,3-Dichloropropene	2500 ug/mL
							Dibromomethane	2500 ug/mL
							Ethylbenzene	2500 ug/mL
							Hexachlorobutadiene	2500 ug/mL
							Isopropylbenzene	2500 ug/mL
							m-Xylene & p-Xylene	2500 ug/mL
							Methyl tert-butyl ether	2500 ug/mL
							Methylene Chloride	2500 ug/mL
							n-Butylbenzene	2500 ug/mL
							N-Propylbenzene	2500 ug/mL
							Naphthalene	2500 ug/mL
							o-Xylene	2500 ug/mL
							sec-Butylbenzene	2500 ug/mL
							Styrene	2500 ug/mL
							tert-Butyl alcohol	25000 ug/mL

REAGENT TRACEABILITY SUMMARY

Lab Name: Eurofins TestAmerica, Canton Job No.: 240-123986-1

SDG No.:

Reagent ID	Exp Date	Prep Date	Dilutant Used	Reagent Final Volume	Parent Reagent		Analyte	Concentration
					Reagent ID	Volume Added		
							tert-Butylbenzene	2500 ug/mL
							Tetrachloroethene	2500 ug/mL
							Toluene	2500 ug/mL
							trans-1,2-Dichloroethene	2500 ug/mL
							trans-1,3-Dichloropropene	2500 ug/mL
							Trichloroethene	2500 ug/mL
							Xylenes, Total	5000 ug/mL
VMUX8SS_00031	11/30/19	05/30/19	MEOH, Lot 0000198123	100 mL	VM567650_00030	8.66 mL	1,2-Dichloroethane-d4 (Surr)	216.5 ug/mL
							4-Bromofluorobenzene (Surr)	216.5 ug/mL
							Dibromofluoromethane (Surr)	216.5 ug/mL
							Toluene-d8 (Surr)	216.5 ug/mL
.VM567650_00030	01/31/22	Restek, Lot A0124069			(Purchased Reagent)		1,2-Dichloroethane-d4 (Surr)	2500 ug/mL
							4-Bromofluorobenzene (Surr)	2500 ug/mL
							Dibromofluoromethane (Surr)	2500 ug/mL
							Toluene-d8 (Surr)	2500 ug/mL
VMUX8SS_00032	06/01/20	12/01/19	MEOH, Lot 0000230446	100 mL	VM567650_00030	8.66 mL	1,2-Dichloroethane-d4 (Surr)	216.5 ug/mL
							4-Bromofluorobenzene (Surr)	216.5 ug/mL
							Dibromofluoromethane (Surr)	216.5 ug/mL
							Toluene-d8 (Surr)	216.5 ug/mL
.VM567650_00030	01/31/22	Restek, Lot A0124069			(Purchased Reagent)		1,2-Dichloroethane-d4 (Surr)	2500 ug/mL
							4-Bromofluorobenzene (Surr)	2500 ug/mL
							Dibromofluoromethane (Surr)	2500 ug/mL
							Toluene-d8 (Surr)	2500 ug/mL

Reagent

vm30026_00002

Rec: 4/11/17 (5)

VM30026-00002

RESTEK® CERTIFIED REFERENCE MATERIAL

ACCREDITED
ISO Guide 34 Accredited
Reference Material Producer
Certificate #3222.01

110 Benner Circle
Bellefonte, PA 16823-8812
Tel: (800)356-1688
Fax: (814)353-1309

www.restek.com

Certificate of Analysis

ilac-MRA

ACCREDITED
ISO/IEC 17025 Accredited
Testing Laboratory
Certificate #3222.02

FOR LABORATORY USE ONLY-READ SDS PRIOR TO USE.

This Reference Material is intended for Laboratory Use Only as a standard for the qualitative and/or quantitative determination of the analyte(s) listed.

Catalog No. : 30026 **Lot No.:** A0120567

Description : 4-Bromofluorobenzene Mixture

4-Bromofluorobenzene 2000µg/mL, P&T Methanol, 1mL/ampul

Container Size : 2 mL **Pkg Amt:** > 1 mL

Expiration Date : July 31, 2021 **Storage:** 0°C or colder

CERTIFIED VALUES

Elution Order	Compound	Grav. Conc. (weight/volume)	Expanded Uncertainty (95% C.L.; K=2)		
1	1-Bromo-4-fluorobenzene (BFB)	2,019.3 µg/mL	+/- 11.8506	µg/mL	Gravimetric
	CAS # 460-00-4 (Lot 20401KOV)		+/- 113.2335	µg/mL	Unstressed
	Purity 99%		+/- 115.8825	µg/mL	Stressed

Solvent: P&T Methanol
CAS # 67-56-1
Purity 99%

Reagent

vm30026_00003

Rec: 11/28/18
VM30026-00063

RESTEK® CERTIFIED REFERENCE MATERIAL

110 Benner Circle
Bellefonte, PA 16823-8812
Tel: (800)356-1688
Fax: (814)353-1309

www.restek.com

Certificate of Analysis

ACCREDITED
ISO 17034 Accredited
Reference Material Producer
Certificate #3222.01

ilac-MRA

ACCREDITED
ISO/IEC 17025 Accredited
Testing Laboratory
Certificate #3222.02

FOR LABORATORY USE ONLY-READ SDS PRIOR TO USE.

This Reference Material is intended for Laboratory Use Only as a standard for the qualitative and/or quantitative determination of the analyte(s) listed.

Catalog No. : 30026 **Lot No.:** A0141187

Description : 4-Bromofluorobenzene Mixture

4-Bromofluorobenzene 2000µg/mL, P&T Methanol, 1mL/ampul

Container Size : 2 mL **Pkg Amt:** > 1 mL

Expiration Date : August 31, 2023 **Storage:** 0°C or colder

CERTIFIED VALUES

Elution Order	Compound	Grav. Conc. (weight/volume)	Expanded Uncertainty (95% C.L.; K=2)		
1	1-Bromo-4-fluorobenzene (BFB)	2,004.7 µg/mL	+/- 11.7645	µg/mL	Gravimetric
	CAS # 460-00-4 (Lot 20401KO)		+/- 112.4110	µg/mL	Unstressed
	Purity 99%		+/- 115.0408	µg/mL	Stressed

Solvent: P&T Methanol
CAS # 67-56-1
Purity 99%

Reagent

VM567650_00030

Rec: 11/8/17
VM567650-00050

RESTEK®
110 Benner Circle
Bellefonte, PA 16823-8812
Tel: (800)356-1688
Fax: (814)353-1309

www.restek.com

CERTIFIED REFERENCE MATERIAL

Certificate of Analysis

ACCREDITED
ISO Guide 34 Accredited
Reference Material Producer
Certificate #3222.01

ACCREDITED
ISO/IEC 17025 Accredited
Testing Laboratory
Certificate #3222.02

FOR LABORATORY USE ONLY-READ SDS PRIOR TO USE.

This Reference Material is intended for Laboratory Use Only as a standard for the qualitative and/or quantitative determination of the analyte(s) listed.

Catalog No. : 567650 **Lot No.:** A0124069

Description : 8260 Surrogate Standard

8260 Surrogate Standard 2,500 ug/ml, P&T Methanol, 5 ml/ampul

Container Size : 5 mL **Pkg Amt:** > 5 mL

Expiration Date : January 31, 2022 **Storage:** 0°C or colder

CERTIFIED VALUES

Elution Order	Compound	Grav. Conc. (weight/volume)	Expanded Uncertainty (95% C.L.; K=2)		
1	Dibromofluoromethane	2,521.2 µg/mL	+/- 14.6582	µg/mL	Gravimetric
	CAS # 1868-53-7 (Lot 0012016)		+/- 141.3584	µg/mL	Unstressed
	Purity 99%		+/- 144.6660	µg/mL	Stressed
2	1,2-Dichloroethane-d4	2,513.8 µg/mL	+/- 14.6157	µg/mL	Gravimetric
	CAS # 17060-07-0 (Lot PR-25433)		+/- 140.9489	µg/mL	Unstressed
	Purity 98%		+/- 144.2469	µg/mL	Stressed
3	Toluene-d8	2,519.4 µg/mL	+/- 14.6480	µg/mL	Gravimetric
	CAS # 2037-26-5 (Lot PR-27311)		+/- 141.2603	µg/mL	Unstressed
	Purity 99%		+/- 144.5656	µg/mL	Stressed
4	1-Bromo-4-fluorobenzene (BFB)	2,520.8 µg/mL	+/- 14.6559	µg/mL	Gravimetric
	CAS # 460-00-4 (Lot 20401KOV)		+/- 141.3360	µg/mL	Unstressed
	Purity 99%		+/- 144.6430	µg/mL	Stressed

Solvent: P&T Methanol
CAS # 67-56-1
Purity 99%

Reagent

VM567650_00031

Rec: 10/26/18
VM567650_00031

RESTEK®
110 Benner Circle
Bellefonte, PA 16823-8812
Tel: (800)356-1688
Fax: (814)353-1309

www.restek.com

CERTIFIED REFERENCE MATERIAL

Certificate of Analysis

ACCREDITED
ISO Guide 34 Accredited
Reference Material Producer
Certificate #3222.01

ilac-MRA

ACCREDITED
ISO/IEC 17025 Accredited
Testing Laboratory
Certificate #3222.02

FOR LABORATORY USE ONLY-READ SDS PRIOR TO USE.

This Reference Material is intended for Laboratory Use Only as a standard for the qualitative and/or quantitative determination of the analyte(s) listed.

Catalog No. : 567650 **Lot No.:** A0132615

Description : 8260 Surrogate Standard

8260 Surrogate Standard 2,500µg/mL, P&T Methanol, 5mL/ampul

Container Size : 5 mL **Pkg Amt:** > 5 mL

Expiration Date : November 30, 2022 **Storage:** 0°C or colder

CERTIFIED VALUES

Elution Order	Compound	Grav. Conc. (weight/volume)	Expanded Uncertainty (95% C.L.; K=2)	
1	Dibromofluoromethane	2,500.2 µg/mL	+/- 14.5364 µg/mL	Gravimetric
	CAS # 1868-53-7 (Lot 0012017)		+/- 140.1837 µg/mL	Unstressed
	Purity 99.8%		+/- 143.4639 µg/mL	Stressed
2	1,2-Dichloroethane-d4	2,500.2 µg/mL	+/- 14.5361 µg/mL	Gravimetric
	CAS # 17060-07-0 (Lot PR-26748)		+/- 140.1809 µg/mL	Unstressed
	Purity 99%		+/- 143.4610 µg/mL	Stressed
3	Toluene-d8	2,500.2 µg/mL	+/- 14.5364 µg/mL	Gravimetric
	CAS # 2037-26-5 (Lot PR-26623)		+/- 140.1837 µg/mL	Unstressed
	Purity 99%		+/- 143.4639 µg/mL	Stressed
4	1-Bromo-4-fluorobenzene (BFB)	2,500.3 µg/mL	+/- 14.5370 µg/mL	Gravimetric
	CAS # 460-00-4 (Lot 20401KOV)		+/- 140.1893 µg/mL	Unstressed
	Purity 99%		+/- 143.4696 µg/mL	Stressed

Solvent: P&T Methanol
CAS # 67-56-1
Purity 99%

Reagent

VM568718_00014

Rec! 6/15/18

VM568718_00014

RESTEK
110 Benner Circle
Bellefonte, PA 16823-8812
Tel: (800)356-1688
Fax: (814)353-1309

www.restek.com

CERTIFIED REFERENCE MATERIAL

Certificate of Analysis

ACCREDITED
ISO Guide 34 Accredited
Reference Material Producer
Certificate #3222.01

ilac-MRA

ACCREDITED
ISO/IEC 17025 Accredited
Testing Laboratory
Certificate #3222.02

FOR LABORATORY USE ONLY-READ SDS PRIOR TO USE.

This Reference Material is intended for Laboratory Use Only as a standard for the qualitative and/or quantitative determination of the analyte(s) listed.

Catalog No. : 568718 **Lot No.:** A0133525

Description : 8260 Internal Standard 2014

8260 Internal Standard 2014 250-5,000µg/mL, P&T Methanol/Water (90:10), 5mL/ampul

Container Size : 5 mL **Pkg Amt:** > 5 mL

Expiration Date : December 31, 2022 **Storage:** 0°C or colder

CERTIFIED VALUES

Elution Order	Compound		Grav. Conc. (weight/volume)	Expanded Uncertainty (95% C.L.; K=2)		
1	tert-Butyl-d9-alcohol **CAS #** 25725-11-5 **Purity** 98%	(Lot CD-107)	5,043.8 µg/mL	+/- 29.3235 +/- 107.9879 +/- 111.1273	µg/mL µg/mL µg/mL	Gravimetric Unstressed Stressed
2	2-Butanone-d5 **CAS #** 24313-50-6 **Purity** 99%	(Lot M-276)	1,258.0 µg/mL	+/- 7.3141 +/- 26.9339 +/- 27.7169	µg/mL µg/mL µg/mL	Gravimetric Unstressed Stressed
3	Fluorobenzene **CAS #** 462-06-6 **Purity** 99%	(Lot BCBK8171V)	251.8 µg/mL	+/- 1.4674 +/- 5.3920 +/- 5.5487	µg/mL µg/mL µg/mL	Gravimetric Unstressed Stressed
4	1,4-Dioxane-d8 **CAS #** 17647-74-4 **Purity** 99%	(Lot I-19942)	5,037.4 µg/mL	+/- 29.2862 +/- 107.8502 +/- 110.9856	µg/mL µg/mL µg/mL	Gravimetric Unstressed Stressed
5	Chlorobenzene-d5 **CAS #** 3114-55-4 **Purity** 99%	(Lot PR-22736)	251.6 µg/mL	+/- 1.4660 +/- 5.3870 +/- 5.5435	µg/mL µg/mL µg/mL	Gravimetric Unstressed Stressed
6	1,4-Dichlorobenzene-d4 **CAS #** 3855-82-1 **Purity** 99%	(Lot PR-18488)	251.4 µg/mL	+/- 1.4652 +/- 5.3841 +/- 5.5406	µg/mL µg/mL µg/mL	Gravimetric Unstressed Stressed

Reagent

VM568718_00016

VM568718_00016 Rec'd 4/9/19

RESTEK®
110 Benner Circle
Bellefonte, PA 16823-8812
Tel: (800)356-1688
Fax: (814)353-1309

www.restek.com

CERTIFIED REFERENCE MATERIAL

Certificate of Analysis

ACCREDITED
ISO 17034 Accredited
Reference Material Producer
Certificate #3222.01

ilac-MRA

ACCREDITED
ISO/IEC 17025 Accredited
Testing Laboratory
Certificate #3222.02

FOR LABORATORY USE ONLY-READ SDS PRIOR TO USE.

This Reference Material is intended for Laboratory Use Only as a standard for the qualitative and/or quantitative determination of the analyte(s) listed.

Catalog No. : 568718 **Lot No.:** A0139459

Description : 8260 Internal Standard 2014

8260 Internal Standard 2014 250-5,000µg/mL, P&T Methanol/Water (90:10), 5mL/ampul

Container Size : 5 mL **Pkg Amt:** > 5 mL

Expiration Date : July 31, 2023 **Storage:** 0°C or colder

CERTIFIED VALUES

Elution Order	Compound	Grav. Conc. (weight/volume)	Expanded Uncertainty (95% C.L.; K=2)	
1	tert-Butyl-d9-alcohol **CAS #** 25725-11-5 (Lot CD-107) **Purity** 98%	5,018.0 µg/mL	+/- 29.1735 µg/mL +/- 107.4354 µg/mL +/- 110.5588 µg/mL	Gravimetric Unstressed Stressed
2	2-Butanone-d5 **CAS #** 24313-50-6 (Lot M-276) **Purity** 99%	1,253.8 µg/mL	+/- 7.2897 µg/mL +/- 26.8440 µg/mL +/- 27.6244 µg/mL	Gravimetric Unstressed Stressed
3	Fluorobenzene **CAS #** 462-06-6 (Lot BCBK8171V) **Purity** 99%	250.1 µg/mL	+/- 1.4575 µg/mL +/- 5.3556 µg/mL +/- 5.5112 µg/mL	Gravimetric Unstressed Stressed
4	1,4-Dioxane-d8 **CAS #** 17647-74-4 (Lot I-19942) **Purity** 99%	5,004.8 µg/mL	+/- 29.0965 µg/mL +/- 107.1519 µg/mL +/- 110.2670 µg/mL	Gravimetric Unstressed Stressed
5	Chlorobenzene-d5 **CAS #** 3114-55-4 (Lot PR-23926) **Purity** 99%	250.4 µg/mL	+/- 1.4589 µg/mL +/- 5.3609 µg/mL +/- 5.5167 µg/mL	Gravimetric Unstressed Stressed
6	1,4-Dichlorobenzene-d4 **CAS #** 3855-82-1 (Lot PR-18488) **Purity** 99%	250.6 µg/mL	+/- 1.4604 µg/mL +/- 5.3663 µg/mL +/- 5.5222 µg/mL	Gravimetric Unstressed Stressed

Reagent

VM568718_00017

VM568718-00017 Rec: 7/12/19

RESTEK® CERTIFIED REFERENCE MATERIAL

110 Benner Circle
Bellefonte, PA 16823-8812
Tel: (800)356-1688
Fax: (814)353-1309

www.restek.com

Certificate of Analysis

ACCREDITED ISO 17034 Accredited Reference Material Producer Certificate #3222.01

ACCREDITED ISO/IEC 17025 Accredited Testing Laboratory Certificate #3222.02

FOR LABORATORY USE ONLY-READ SDS PRIOR TO USE.

This Reference Material is intended for Laboratory Use Only as a standard for the qualitative and/or quantitative determination of the analyte(s) listed.

Catalog No. : 568718 **Lot No.:** A0145169

Description : 8260 Internal Standard 2014

8260 Internal Standard 2014 250-5,000µg/mL, P&T Methanol/Water (90:10), 5mL/ampul

Container Size : 5 mL **Pkg Amt:** > 5 mL

Expiration Date : January 31, 2024 **Storage:** 0°C or colder

CERTIFIED VALUES

Elution Order	Compound	Grav. Conc. (weight/volume)	Expanded Uncertainty (95% C.L.; K=2)		
1	tert-Butyl-d9-alcohol **CAS #** 25725-11-5 (Lot CD-107) **Purity** 98%	5,044.0 µg/mL	+/- 29.3246 +/- 107.9918 +/- 111.1314	µg/mL µg/mL µg/mL	Gravimetric Unstressed Stressed
2	2-Butanone-d5 **CAS #** 24313-50-6 (Lot M-276) **Purity** 99%	1,254.2 µg/mL	+/- 7.2922 +/- 26.8533 +/- 27.6340	µg/mL µg/mL µg/mL	Gravimetric Unstressed Stressed
3	Fluorobenzene **CAS #** 462-06-6 (Lot BCBK8171V) **Purity** 99%	252.1 µg/mL	+/- 1.4689 +/- 5.3977 +/- 5.5545	µg/mL µg/mL µg/mL	Gravimetric Unstressed Stressed
4	1,4-Dioxane-d8 **CAS #** 17647-74-4 (Lot I-19942) **Purity** 99%	5,027.8 µg/mL	+/- 29.2304 +/- 107.6448 +/- 110.7743	µg/mL µg/mL µg/mL	Gravimetric Unstressed Stressed
5	Chlorobenzene-d5 **CAS #** 3114-55-4 (Lot PR-23926) **Purity** 99%	250.6 µg/mL	+/- 1.4603 +/- 5.3661 +/- 5.5220	µg/mL µg/mL µg/mL	Gravimetric Unstressed Stressed
6	1,4-Dichlorobenzene-d4 **CAS #** 3855-82-1 (Lot PR-18488) **Purity** 99%	251.6 µg/mL	+/- 1.4660 +/- 5.3871 +/- 5.5436	µg/mL µg/mL µg/mL	Gravimetric Unstressed Stressed

Reagent

VM568720_00035

Rec: 10/17/19
VM568720-00035

RESTEK®
110 Benner Circle
Bellefonte, PA 16823-8812
Tel: (800)356-1688
Fax: (814)353-1309

www.restek.com

CERTIFIED REFERENCE MATERIAL

Certificate of Analysis

ACCREDITED
ISO 17034 Accredited
Reference Material Producer
Certificate #3222.01

ACCREDITED
ISO/IEC 17025 Accredited
Testing Laboratory
Certificate #3222.02

FOR LABORATORY USE ONLY-READ SDS PRIOR TO USE.

This Reference Material is intended for Laboratory Use Only as a standard for the qualitative and/or quantitative determination of the analyte(s) listed.

Catalog No. : 568720 **Lot No.:** A0153030

Description : 8260 List 1/Std #5 Acrolein High

8260 List 1/Std #5 Acrolein High 19,750µg/mL, Water, 1mL/ampul

Container Size : 2 mL **Pkg Amt:** > 1 mL

Expiration Date : March 31, 2020 **Storage:** 0°C or colder

Handling: This product is photosensitive.

CERTIFIED VALUES

Elution Order	Compound	Grav. Conc. (weight/volume)	Expanded Uncertainty (95% C.L.; K=2)		
1	Acrolein	19,750.1 µg/mL	+/- 115.6411	µg/mL	Gravimetric
	CAS # 107-02-8 (Lot D0022019819)		+/- 633.2497	µg/mL	Unstressed
	Purity 96%		+/- 736.0834	µg/mL	Stressed

Solvent: Water
CAS # 7732-18-5
Purity 99%

Reagent

VM569721_00006

RCL: 12/4/18

VM569721_00006

RESTEK® CERTIFIED REFERENCE MATERIAL

110 Benner Circle
Bellefonte, PA 16823-8812
Tel: (800)356-1688
Fax: (814)353-1309

www.restek.com

Certificate of Analysis

ACCREDITED
ISO 17034 Accredited
Reference Material Producer
Certificate #3222.01

ilac-MRA

ACCREDITED
ISO/IEC 17025 Accredited
Testing Laboratory
Certificate #3222.02

FOR LABORATORY USE ONLY-READ SDS PRIOR TO USE.

This Reference Material is intended for Laboratory Use Only as a standard for the qualitative and/or quantitative determination of the analyte(s) listed.

Catalog No. : 569721 **Lot No.:** A0137509

Description : 8260 List 1/ Std #2 Ketones (2015)

8260 List 1/ Std #2 Ketones (2015) 12,500µg/mL, P&T Methanol/Water (90:10), 1mL/ampul

Container Size : 2 mL **Pkg Amt:** > 1 mL

Expiration Date : April 30, 2021 **Storage:** 0°C or colder

CERTIFIED VALUES

Elution Order	Compound	Grav. Conc. (weight/volume)	Expanded Uncertainty (95% C.L.; K=2)	
1	Acetone **CAS #** 67-64-1 (Lot SHBH6933) **Purity** 99%	12,619.0 µg/mL	+/- 73.8870 µg/mL +/- 761.4104 µg/mL +/- 763.2179 µg/mL	Gravimetric Unstressed Stressed
2	2-Butanone (MEK) **CAS #** 78-93-3 (Lot SHBF2461V) **Purity** 99%	12,602.0 µg/mL	+/- 73.7875 µg/mL +/- 760.3846 µg/mL +/- 762.1897 µg/mL	Gravimetric Unstressed Stressed
3	4-Methyl-2-pentanone (MIBK) **CAS #** 108-10-1 (Lot SHBH7006) **Purity** 99%	12,531.0 µg/mL	+/- 73.3718 µg/mL +/- 756.1006 µg/mL +/- 757.8955 µg/mL	Gravimetric Unstressed Stressed
4	2-Hexanone **CAS #** 591-78-6 (Lot MKBW0198V) **Purity** 99%	12,606.0 µg/mL	+/- 73.8109 µg/mL +/- 760.6260 µg/mL +/- 762.4316 µg/mL	Gravimetric Unstressed Stressed

Solvent: P&T Methanol/Water (90:10)
CAS # 67-56-1/7732-18-5
Purity 99%

Reagent

VM569721S_00005

Rec: 6/15/18 20 vials

VM569721S-00005

RESTEK
110 Benner Circle
Bellefonte, PA 16823-8812
Tel: (800)356-1688
Fax: (814)353-1309

www.restek.com

CERTIFIED REFERENCE MATERIAL

Certificate of Analysis

ACCREDITED
ISO Guide 34 Accredited
Reference Material Producer
Certificate #3222.01

ACCREDITED
ISO/IEC 17025 Accredited
Testing Laboratory
Certificate #3222.02

FOR LABORATORY USE ONLY-READ SDS PRIOR TO USE.

This Reference Material is intended for Laboratory Use Only as a standard for the qualitative and/or quantitative determination of the analyte(s) listed.

Catalog No. : 569721.SEC **Lot No.:** A0133078

Description : 8260 List 1/ Std #2 Ketones (2015)

8260 List 1/ Std #2 Ketones (2015) 12,500µg/mL, P&T Methanol/Water (90:10), 1mL/ampul

Container Size : 2 mL **Pkg Amt:** > 1 mL

Expiration Date : December 31, 2020 **Storage:** 0°C or colder

CERTIFIED VALUES

Elution Order	Compound	Grav. Conc. (weight/volume)	Expanded Uncertainty (95% C.L.; K=2)	
1	Acetone	12,504.8 µg/mL	+/- 73.2184 µg/mL	Gravimetric
	CAS # 67-64-1.SEC (Lot P14A572)		+/- 754.5197 µg/mL	Unstressed
	Purity 99%		+/- 756.3109 µg/mL	Stressed
2	2-Butanone (MEK)	12,504.0 µg/mL	+/- 73.2137 µg/mL	Gravimetric
	CAS # 78-93-3.SEC (Lot RA58J)		+/- 754.4715 µg/mL	Unstressed
	Purity 99%		+/- 756.2625 µg/mL	Stressed
3	4-Methyl-2-pentanone (MIBK)	12,500.8 µg/mL	+/- 73.1949 µg/mL	Gravimetric
	CAS # 108-10-1.SEC (Lot E29T040)		+/- 754.2784 µg/mL	Unstressed
	Purity 99%		+/- 756.0689 µg/mL	Stressed
4	2-Hexanone	12,503.6 µg/mL	+/- 73.2113 µg/mL	Gravimetric
	CAS # 591-78-6.SEC (Lot V3NRA)		+/- 754.4473 µg/mL	Unstressed
	Purity 99%		+/- 756.2383 µg/mL	Stressed

Solvent: P&T Methanol/Water (90:10)
CAS # 67-56-1/7732-18-5
Purity 99%

Reagent

vm569722_00013

Rec: 7/23/19

VM569722-00013

RESTEK® CERTIFIED REFERENCE MATERIAL

110 Benner Circle
Bellefonte, PA 16823-8812
Tel: (800)356-1688
Fax: (814)353-1309

www.restek.com

Certificate of Analysis

ACCREDITED
ISO 17034 Accredited
Reference Material Producer
Certificate #3222.01

ilac-MRA

ACCREDITED
ISO/IEC 17025 Accredited
Testing Laboratory
Certificate #3222.02

FOR LABORATORY USE ONLY-READ SDS PRIOR TO USE.

This Reference Material is intended for Laboratory Use Only as a standard for the qualitative and/or quantitative determination of the analyte(s) listed.

Catalog No. : 569722 **Lot No.:** A0143158

Description : 8260 List 1 / Std #3 Gases (2015)

8260 List 1 / Std #3 Gases (2015) 2,500µg/mL, P&T Methanol, 1mL/ampul

Container Size : 2 mL **Pkg Amt:** > 1 mL

Expiration Date : November 30, 2021 **Storage:** 0°C or colder

CERTIFIED VALUES

Elution Order	Compound	Grav. Conc. (weight/volume)	Expanded Uncertainty (95% C.L.; K=2)	
1	Dichlorodifluoromethane (CFC-12) **CAS #** 75-71-8 (Lot 00012554) **Purity** 99%	2,500.9 µg/mL	+/- 17.2023 µg/mL +/- 140.5234 µg/mL +/- 143.7976 µg/mL	Gravimetric Unstressed Stressed
2	Chloromethane (methyl chloride) **CAS #** 74-87-3 (Lot SHBJ6334) **Purity** 99%	2,500.4 µg/mL	+/- 17.0791 µg/mL +/- 140.4796 µg/mL +/- 143.7534 µg/mL	Gravimetric Unstressed Stressed
3	Vinyl chloride **CAS #** 75-01-4 (Lot 00012557) **Purity** 99%	2,500.4 µg/mL	+/- 16.5693 µg/mL +/- 140.4224 µg/mL +/- 143.6977 µg/mL	Gravimetric Unstressed Stressed
4	1,3-Butadiene **CAS #** 106-99-0 (Lot SHBK2299) **Purity** 99%	2,500.1 µg/mL	+/- 17.0785 µg/mL +/- 140.4623 µg/mL +/- 143.7357 µg/mL	Gravimetric Unstressed Stressed
5	Bromomethane (methyl bromide) **CAS #** 74-83-9 (Lot 101604) **Purity** 99%	2,500.9 µg/mL	+/- 16.5511 µg/mL +/- 140.4457 µg/mL +/- 143.7217 µg/mL	Gravimetric Unstressed Stressed
6	Chloroethane (ethyl chloride) **CAS #** 75-00-3 (Lot 107-401039114-1) **Purity** 99%	2,502.0 µg/mL	+/- 16.0409 µg/mL +/- 140.4480 µg/mL +/- 143.7268 µg/mL	Gravimetric Unstressed Stressed
7	Dichlorofluoromethane (CFC-21) **CAS #** 75-43-4 (Lot 7766400) **Purity** 99%	2,500.0 µg/mL	+/- 14.5352 µg/mL +/- 140.1725 µg/mL +/- 143.4524 µg/mL	Gravimetric Unstressed Stressed

8	Trichlorofluoromethane (CFC-11) **CAS #** 75-69-4 **Purity** 99%	(Lot SHBH4155V)	2,500.8 µg/mL	+/- 17.8012 +/- 140.5946 +/- 143.8670	µg/mL µg/mL µg/mL	Gravimetric Unstressed Stressed

Solvent: P&T Methanol
CAS # 67-56-1
Purity 99%

Tech Tips:
Raw material may contain trace amounts of tert-Butanol.

Column:
60m x 0.25mm x 1.4µm
Rtx-502.2 (cat.#10916)

Carrier Gas:
helium-constant pressure 30 psi

Temp. Program:
40°C (hold 2 min.) to 240°C
@ 8°C/min. (hold 5 min.)

Inj. Temp:
200°C

Det. Temp:
250°C

Det. Type:
MSD

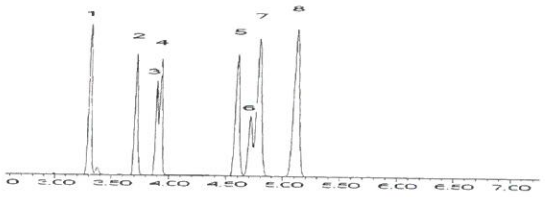

This chromatogram represents a general set of testing conditions chosen for product acceptance. For optimal results in your lab, conditions should be adjusted for your specific instrument, method, and application.

Joseph Jaglowski - Mix Technician **Date Mixed:** 12-Nov-2018 **Balance:** B707717271

Jennifer Pollino - Operations Tech-ARM QC **Date Passed:** 11-Dec-2018

Manufactured under Restek's ISO 9001:2015
Registered Quality System
Certificate #FM 80397

Reagent

vm569722S_00006

Rec: 6/15/18 20 vials

VM569722S-00006

RESTEK
110 Benner Circle
Bellefonte, PA 16823-8812
Tel: (800)356-1688
Fax: (814)353-1309

www.restek.com

CERTIFIED REFERENCE MATERIAL

Certificate of Analysis

ACCREDITED
ISO Guide 34 Accredited
Reference Material Producer
Certificate #3222.01

ilac-MRA

ACCREDITED
ISO/IEC 17025 Accredited
Testing Laboratory
Certificate #3222.02

FOR LABORATORY USE ONLY-READ SDS PRIOR TO USE.

This Reference Material is intended for Laboratory Use Only as a standard for the qualitative and/or quantitative determination of the analyte(s) listed.

Catalog No. : 569722.SEC **Lot No.:** A0133344

Description : 8260 List 1 / Std #3 Gases (2015)

8260 List 1 / Std #3 Gases (2015) 2,500µg/mL, P&T Methanol, 1mL/ampul

Container Size : 2 mL **Pkg Amt:** > 1 mL

Expiration Date : December 31, 2020 **Storage:** 0°C or colder

CERTIFIED VALUES

Elution Order	Compound	Grav. Conc. (weight/volume)	Expanded Uncertainty (95% C.L.; K=2)		
1	Dichlorofluoromethane (CFC-21) **CAS #** 75-43-4 * (Lot 4938100) **Purity** 99%	2,500.0 µg/mL	+/- 14.5352 µg/mL +/- 140.1725 µg/mL +/- 143.4524 µg/mL		Gravimetric Unstressed Stressed
2	Chloromethane (methyl chloride) **CAS #** 74-87-3.SEC (Lot 18343) **Purity** 99%	2,521.6 µg/mL	+/- 17.0984 µg/mL +/- 141.6588 µg/mL +/- 144.9608 µg/mL		Gravimetric Unstressed Stressed
3	Vinyl chloride **CAS #** 75-01-4.SEC (Lot MKBK6872V) **Purity** 99%	2,502.2 µg/mL	+/- 18.3289 µg/mL +/- 140.7354 µg/mL +/- 144.0080 µg/mL		Gravimetric Unstressed Stressed
4	1,3-Butadiene **CAS #** 106-99-0.SEC (Lot 24033) **Purity** 99%	2,513.3 µg/mL	+/- 16.7862 µg/mL +/- 141.1580 µg/mL +/- 144.4497 µg/mL		Gravimetric Unstressed Stressed
5	Bromomethane (methyl bromide) **CAS #** 74-83-9.SEC (Lot Q119-46) **Purity** 99%	2,524.8 µg/mL	+/- 22.7878 µg/mL +/- 142.6298 µg/mL +/- 145.9179 µg/mL		Gravimetric Unstressed Stressed
6	Chloroethane (ethyl chloride) **CAS #** 75-00-3.SEC (Lot 00004202) **Purity** 99%	2,515.6 µg/mL	+/- 20.9811 µg/mL +/- 141.8493 µg/mL +/- 145.1315 µg/mL		Gravimetric Unstressed Stressed
7	Dichlorodifluoromethane (CFC-12) **CAS #** 75-71-8.SEC (Lot 24186) **Purity** 99%	2,509.0 µg/mL	+/- 17.4430 µg/mL +/- 141.0029 µg/mL +/- 144.2872 µg/mL		Gravimetric Unstressed Stressed

8	Trichlorofluoromethane (CFC-11)		2,497.4	µg/mL	+/-	22.1815	µg/mL	Gravimetric
	CAS # 75-69-4.SEC	(Lot 253600)			+/-	141.0261	µg/mL	Unstressed
	Purity 99%				+/-	144.2798	µg/mL	Stressed

Solvent: P&T Methanol
CAS # 67-56-1
Purity 99%

*** Restek is unable to identify a reliable and/or acceptable second source for this material - the same batch of neat material may have been used to produce both the primary and secondary standard. The primary and secondary standards were prepared using different equipment and personnel.**

Tech Tips:
Raw material may contain trace amounts of tert-Butanol.

Column:
60m x 0.25mm x 1.4µm
Rtx-502.2 (cat.#10916)

Carrier Gas:
helium-constant flow 2.0 mL/min.

Temp. Program:
40°C (hold 6 min.) to 100°C
@ 6°C/min.

Inj. Temp:
200°C

Det. Temp:
250°C

Det. Type:
MSD

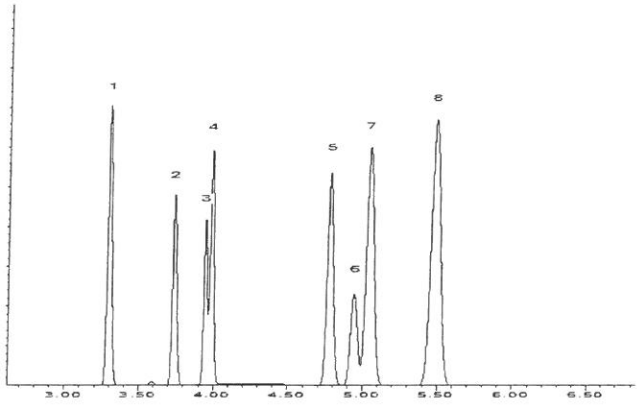

This chromatogram represents a general set of testing conditions chosen for product acceptance. For optimal results in your lab, conditions should be adjusted for your specific instrument, method, and application.

Lane Kibe - Mix Technician

Date Mixed: 14-Dec-2017 **Balance:** 1128342314

Justine Albertson - Operations Tech-ARM QC

Date Passed: 20-Dec-2017

Manufactured under Restek's ISO 9001:2008 Registered Quality System Certificate #FM 80397

Reagent

VM569723_00008

Rec: 9/9/19
VM569723-00008

RESTEK® CERTIFIED REFERENCE MATERIAL

110 Benner Circle
Bellefonte, PA 16823-8812
Tel: (800)356-1688
Fax: (814)353-1309

www.restek.com

Certificate of Analysis

ACCREDITED
ISO 17034 Accredited
Reference Material Producer
Certificate #3222.01

ilac-MRA

ACCREDITED
ISO/IEC 17025 Accredited
Testing Laboratory
Certificate #3222.02

FOR LABORATORY USE ONLY-READ SDS PRIOR TO USE.

This Reference Material is intended for Laboratory Use Only as a standard for the qualitative and/or quantitative determination of the analyte(s) listed.

Catalog No. : 569723 **Lot No.:** A0146250

Description : 8260 List 1 / Std #4 2-CEVE (2015)

8260 List 1 / Std #4 2-CEVE (2015) 2,500µg/mL, P&T Methanol, 1mL/ampul

Container Size : 2 mL **Pkg Amt:** > 1 mL

Expiration Date : February 28, 2022 **Storage:** 0°C or colder

CERTIFIED VALUES

Elution Order	Compound	Grav. Conc. (weight/volume)	Expanded Uncertainty (95% C.L.; K=2)		
1	2-Chloroethyl vinyl ether	2,500.0 µg/mL	+/- 14.5352	µg/mL	Gravimetric
	CAS # 110-75-8 (Lot MKBS6526V)		+/- 53.5253	µg/mL	Unstressed
	Purity 99%		+/- 55.0814	µg/mL	Stressed

Solvent: P&T Methanol
CAS # 67-56-1
Purity 99%

Tech Tips:
Degradation of tetrachloroethylene to pentachloroethane may occur if solutions containing 2-chloroethyl vinyl ether are combined with solutions that contain tetrachloroethylene.

Reagent

VM569723S_00007

Rec! 5/24/17 (20)

VM569723 - 00007

RESTEK® CERTIFIED REFERENCE MATERIAL

110 Benner Circle
Bellefonte, PA 16823-8812
Tel: (800)356-1688
Fax: (814)353-1309

www.restek.com

Certificate of Analysis

ACCREDITED
ISO Guide 34 Accredited
Reference Material Producer
Certificate #3222.01

ilac-MRA

ACCREDITED
ISO/IEC 17025 Accredited
Testing Laboratory
Certificate #3222.02

FOR LABORATORY USE ONLY-READ SDS PRIOR TO USE.

This Reference Material is intended for Laboratory Use Only as a standard for the qualitative and/or quantitative determination of the analyte(s) listed.

Catalog No. : 569723.SEC **Lot No.:** A0123884

Description : 8260 List 1 / Std #4 2-CEVE (2015)

8260 List 1 / Std #4 2-CEVE (2015) 2,500 ug/ml, P&T Methanol, 1 ml/ampul

Container Size : 2 mL **Pkg Amt:** > 1 mL

Expiration Date : January 31, 2020 **Storage:** 0°C or colder

CERTIFIED VALUES

Elution Order	Compound	Grav. Conc. (weight/volume)	Expanded Uncertainty (95% C.L.; K=2)	
1	2-Chloroethyl vinyl ether	2,504.4 µg/mL	+/- 14.6972 µg/mL	Gravimetric
	CAS # 110-75-8.SEC (Lot BQZ2K-QD)		+/- 53.6567 µg/mL	Unstressed
	Purity 99%		+/- 55.2145 µg/mL	Stressed

Solvent: P&T Methanol
CAS # 67-56-1
Purity 99%

Tech Tips:
Degradation of tetrachloroethylene to pentachloroethane may occur if solutions containing 2-chloroethyl vinyl ether are combined with solutions that contain tetrachloroethylene.

Reagent

VM569723S_00008

Rec: 9/9/19
VM569723s-00008

RESTEK® **CERTIFIED REFERENCE MATERIAL**

110 Benner Circle
Bellefonte, PA 16823-8812
Tel: (800)356-1688
Fax: (814)353-1309

www.restek.com

Certificate of Analysis

ACCREDITED
ISO 17034 Accredited
Reference Material Producer
Certificate #3222.01

ACCREDITED
ISO/IEC 17025 Accredited
Testing Laboratory
Certificate #3222.02

FOR LABORATORY USE ONLY-READ SDS PRIOR TO USE.

This Reference Material is intended for Laboratory Use Only as a standard for the qualitative and/or quantitative determination of the analyte(s) listed.

Catalog No. : 569723.SEC **Lot No.:** A0143264

Description : 8260 List 1 / Std #4 2-CEVE (2015)

8260 List 1 / Std #4 2-CEVE (2015) 2,500µg/mL, P&T Methanol, 1mL/ampul

Container Size : 2 mL **Pkg Amt:** > 1 mL

Expiration Date : November 30, 2021 **Storage:** 0°C or colder

CERTIFIED VALUES

Elution Order	Compound	Grav. Conc. (weight/volume)	Expanded Uncertainty (95% C.L.; K=2)		
1	2-Chloroethyl vinyl ether	2,502.8 µg/mL	+/- 14.6878	µg/mL	Gravimetric
	CAS # 110-75-8.SEC (Lot BQZ2K-QD)		+/- 53.6224	µg/mL	Unstressed
	Purity 99%		+/- 55.1792	µg/mL	Stressed

Solvent: P&T Methanol
CAS # 67-56-1
Purity 99%

Tech Tips:
Degradation of tetrachloroethylene to pentachloroethane may occur if solutions containing 2-chloroethyl vinyl ether are combined with solutions that contain tetrachloroethylene.

Reagent

VM569724_00021

Rec: 9/6/19
VM569724_00021

RESTEK® CERTIFIED REFERENCE MATERIAL

110 Benner Circle
Bellefonte, PA 16823-8812
Tel: (800)356-1688
Fax: (814)353-1309

www.restek.com

Certificate of Analysis

ACCREDITED
ISO 17034 Accredited
Reference Material Producer
Certificate #3222.01

ACCREDITED
ISO/IEC 17025 Accredited
Testing Laboratory
Certificate #3222.02

FOR LABORATORY USE ONLY-READ SDS PRIOR TO USE.

This Reference Material is intended for Laboratory Use Only as a standard for the qualitative and/or quantitative determination of the analyte(s) listed.

Catalog No. : 569724 **Lot No.:** A0150515

Description : 8260 List 1 / Std #6 Vinyl Acetate (2015)

8260 List 1 / Std #6 Vinyl Acetate (2015) 5,000µg/mL, P&T Methanol, 1mL/ampul

Container Size : 2 mL **Pkg Amt:** > 1 mL

Expiration Date : January 31, 2020 **Storage:** 0°C or colder

Handling: This product is photosensitive.

CERTIFIED VALUES

Elution Order	Compound	Grav. Conc. (weight/volume)	Expanded Uncertainty (95% C.L.; K=2)		
1	Vinyl acetate	5,024.0 µg/mL	+/- 29.4836	µg/mL	Gravimetric
	CAS # 108-05-4 (Lot STBD7333V)		+/- 303.1467	µg/mL	Unstressed
	Purity 99%		+/- 303.8663	µg/mL	Stressed

Solvent: P&T Methanol
CAS # 67-56-1
Purity 99%

Tech Tips:

Vinyl acetate is a volatile organic ester included in the target lists of several US EPA and other methods . Under acidic conditions, esters react with alcohols to form new esters (transesterification). Methanol-based mixes containing halogenated compounds are slightly acidic, so it is important to minimize exposure of vinyl acetate to mixes of halogenated compounds in methanol. For this reason, we offer vinyl acetate in individual solution, and suggest that it be introduced into the working level calibration solution immediately before use. This will minimize problems and ensure more consistent results.

Reagent

VM569724S_00025

Acc! 9/6/19
VM569724S-00025

RESTEK®
110 Benner Circle
Bellefonte, PA 16823-8812
Tel: (800)356-1688
Fax: (814)353-1309

www.restek.com

CERTIFIED REFERENCE MATERIAL

Certificate of Analysis

ACCREDITED
ISO 17034 Accredited
Reference Material Producer
Certificate #3222.01

ACCREDITED
ISO/IEC 17025 Accredited
Testing Laboratory
Certificate #3222.02

FOR LABORATORY USE ONLY-READ SDS PRIOR TO USE.

This Reference Material is intended for Laboratory Use Only as a standard for the qualitative and/or quantitative determination of the analyte(s) listed.

Catalog No. : 569724.SEC **Lot No.:** A0150978

Description : 8260 List 1 / Std #6 Vinyl Acetate (2015)

8260 List 1 / Std #6 Vinyl Acetate (2015) 5,000µg/mL, P&T Methanol, 1mL/ampul

Container Size : 2 mL **Pkg Amt:** > 1 mL

Expiration Date : January 31, 2020 **Storage:** 0°C or colder

Handling: This product is photosensitive.

CERTIFIED VALUES

Elution Order	Compound	Grav. Conc. (weight/volume)	Expanded Uncertainty (95% C.L.; K=2)		
1	Vinyl acetate	5,011.3 µg/mL	+/- 29.4093	µg/mL	Gravimetric
	CAS # 108-05-4.SEC (Lot 190320CGKJ)		+/- 302.3824	µg/mL	Unstressed
	Purity 99%		+/- 303.1002	µg/mL	Stressed

Solvent: P&T Methanol
CAS # 67-56-1
Purity 99%

Tech Tips:

Vinyl acetate is a volatile organic ester included in the target lists of several US EPA and other methods . Under acidic conditions, esters react with alcohols to form new esters (transesterification). Methanol-based mixes containing halogenated compounds are slightly acidic, so it is important to minimize exposure of vinyl acetate to mixes of halogenated compounds in methanol. For this reason, we offer vinyl acetate in individual solution, and suggest that it be introduced into the working level calibration solution immediately before use. This will minimize problems and ensure more consistent results.

Reagent

VM569727_00003

VMS69727_0003 Rec'd 1/11/18

RESTEK®
110 Benner Circle
Bellefonte, PA 16823-8812
Tel: (800)356-1688
Fax: (814)353-1309

www.restek.com

CERTIFIED REFERENCE MATERIAL

Certificate of Analysis

ACCREDITED
ISO Guide 34 Accredited
Reference Material Producer
Certificate #3222.01

ilac-MRA

ACCREDITED
ISO/IEC 17025 Accredited
Testing Laboratory
Certificate #3222.02

FOR LABORATORY USE ONLY-READ SDS PRIOR TO USE.

This Reference Material is intended for Laboratory Use Only as a standard for the qualitative and/or quantitative determination of the analyte(s) listed.

Catalog No. : 569727 **Lot No.:** A0124672

Description : 8260 List 2/ Std #3 Cyclohexanone (2015)

8260 List 2/ Std #3 Cyclohexanone (2015) 25,000 µg/ml, Water, 1 ml/ampul

Container Size : 2 mL **Pkg Amt:** > 1 mL

Expiration Date : February 29, 2020 **Storage:** 10°C or colder

CERTIFIED VALUES

Elution Order	Compound		Grav. Conc. (weight/volume)		Expanded Uncertainty (95% C.L.; K=2)			
1	Cyclohexanone		25,006.0	µg/mL	+/- 146.4156	µg/mL	Gravimetric
	CAS # 108-94-1	(Lot MKBN5282V)			+/- 1,508.8223	µg/mL	Unstressed
	Purity 99%				+/- 1,512.4040	µg/mL	Stressed

Solvent: Water
CAS # 7732-18-5
Purity 99%

Reagent

VM569727_00004

Rec: 9/9/19
VM569727_00004
(10)

RESTEK® CERTIFIED REFERENCE MATERIAL

110 Benner Circle
Bellefonte, PA 16823-8812
Tel: (800)356-1688
Fax: (814)353-1309

www.restek.com

Certificate of Analysis

ACCREDITED
ISO 17034 Accredited
Reference Material Producer
Certificate #3222.01

ilac-MRA

ACCREDITED
ISO/IEC 17025 Accredited
Testing Laboratory
Certificate #3222.02

FOR LABORATORY USE ONLY-READ SDS PRIOR TO USE.

This Reference Material is intended for Laboratory Use Only as a standard for the qualitative and/or quantitative determination of the analyte(s) listed.

Catalog No. : 569727 **Lot No.:** A0145193

Description : 8260 List 2/ Std #3 Cyclohexanone (2015)

8260 List 2/ Std #3 Cyclohexanone (2015) 25,000µg/mL, Water, 1mL/ampul

Container Size : 2 mL **Pkg Amt:** > 1 mL

Expiration Date : January 31, 2022 **Storage:** 10°C or colder

CERTIFIED VALUES

Elution Order	Compound	Grav. Conc. (weight/volume)	Expanded Uncertainty (95% C.L.; K=2)	
1	Cyclohexanone	25,008.5 µg/mL	+/- 146.4305 µg/mL	Gravimetric
	CAS # 108-94-1 (Lot MKCD4357)		+/- 1,508.9751 µg/mL	Unstressed
	Purity 99%		+/- 1,512.5572 µg/mL	Stressed

Solvent: Water
CAS # 7732-18-5
Purity 99%

Reagent

---

vm570806_00003

VM570806-00003 Rec: 12/1/17

RESTEK®
110 Benner Circle
Bellefonte, PA 16823-8812
Tel: (800)356-1688
Fax: (814)353-1309

www.restek.com

CERTIFIED REFERENCE MATERIAL

Certificate of Analysis

ACCREDITED
ISO Guide 34 Accredited
Reference Material Producer
Certificate #3222.01

ACCREDITED
ISO/IEC 17025 Accredited
Testing Laboratory
Certificate #3222.02

FOR LABORATORY USE ONLY-READ SDS PRIOR TO USE.

This Reference Material is intended for Laboratory Use Only as a standard for the qualitative and/or quantitative determination of the analyte(s) listed.

Catalog No. : 570806 **Lot No.:** A0126447

Description : 8260 List 2 / Std #4 Pentachloroethane

8260 List 2 / Std #4 Pentachloroethane 2,500µg/mL, P&T Methanol, 1mL/ampul

Container Size : 2 mL **Pkg Amt:** > 1 mL

Expiration Date : April 30, 2022 **Storage:** 0°C or colder

CERTIFIED VALUES

Elution Order	Compound	Grav. Conc. (weight/volume)	Expanded Uncertainty (95% C.L.; K=2)	
1	Pentachloroethane	2,519.0 µg/mL	+/- 14.7829 µg/mL	Gravimetric
	CAS # 76-01-7 (Lot 160830B-BL2)		+/- 141.2521 µg/mL	Unstressed
	Purity 99%		+/- 144.5566 µg/mL	Stressed

Solvent: P&T Methanol
CAS # 67-56-1
Purity 99%

Reagent

---

vm570806_00004

VMS70806_00004 Rec: 6/15/19 10 Vials

RESTEK® CERTIFIED REFERENCE MATERIAL

110 Benner Circle
Bellefonte, PA 16823-8812
Tel: (800)356-1688
Fax: (814)353-1309

www.restek.com

ACCREDITED
ISO Guide 34 Accredited
Reference Material Producer
Certificate #3222.01

ACCREDITED
ISO/IEC 17025 Accredited
Testing Laboratory
Certificate #3222.02

Certificate of Analysis

FOR LABORATORY USE ONLY-READ SDS PRIOR TO USE.

This Reference Material is intended for Laboratory Use Only as a standard for the qualitative and/or quantitative determination of the analyte(s) listed.

Catalog No. : 570806 **Lot No.:** A0126447

Description : 8260 List 2 / Std #4 Pentachloroethane

8260 List 2 / Std #4 Pentachloroethane 2,500µg/mL, P&T Methanol, 1mL/ampul

Container Size : 2 mL **Pkg Amt:** > 1 mL

Expiration Date : April 30, 2022 **Storage:** 0°C or colder

CERTIFIED VALUES

Elution Order	Compound	Grav. Conc. (weight/volume)	Expanded Uncertainty (95% C.L.; K=2)		
1	Pentachloroethane	2,519.0 µg/mL	+/- 14.7829	µg/mL	Gravimetric
	CAS # 76-01-7 (Lot 160830B-BL2)		+/- 141.2521	µg/mL	Unstressed
	Purity 99%		+/- 144.5566	µg/mL	Stressed

Solvent: P&T Methanol
CAS # 67-56-1
Purity 99%

Reagent

vm570807_00004

Rec: 6/15/18 10 Vials

VM570807_00004

RESTEK®
110 Benner Circle
Bellefonte, PA 16823-8812
Tel: (800)356-1688
Fax: (814)353-1309

www.restek.com

CERTIFIED REFERENCE MATERIAL

Certificate of Analysis

ACCREDITED
ISO Guide 34 Accredited
Reference Material Producer
Certificate #3222.01

ilac-MRA

ACCREDITED
ISO/IEC 17025 Accredited
Testing Laboratory
Certificate #3222.02

FOR LABORATORY USE ONLY-READ SDS PRIOR TO USE.

This Reference Material is intended for Laboratory Use Only as a standard for the qualitative and/or quantitative determination of the analyte(s) listed.

Catalog No. : 570807 **Lot No.:** A0125050

Description : 8260 List 2 / Std #5 Methylnaphthalenes

8260 List 2 / Std #5 Methylnaphthalenes 2,500µg/mL, P&T Methanol, 1mL/ampul

Container Size : 2 mL **Pkg Amt:** > 1 mL

Expiration Date : February 28, 2022 **Storage:** 0°C or colder

CERTIFIED VALUES

Elution Order	Compound	Grav. Conc. (weight/volume)	Expanded Uncertainty (95% C.L.; K=2)		
1	2-Methylnaphthalene **CAS #** 91-57-6 (Lot STBF0201V) **Purity** 95%	2,511.8 µg/mL	+/- 14.7406 µg/mL +/- 140.8484 µg/mL +/- 144.1434 µg/mL		Gravimetric Unstressed Stressed
2	1-Methylnaphthalene **CAS #** 90-12-0 (Lot 523400-9) **Purity** 98%	2,514.2 µg/mL	+/- 14.7547 µg/mL +/- 140.9824 µg/mL +/- 144.2806 µg/mL		Gravimetric Unstressed Stressed

Solvent: P&T Methanol
CAS # 67-56-1
Purity 99%

Reagent

VM570808_00005

Rec: 4-9-19
VMS70808_00005

RESTEK®
110 Benner Circle
Bellefonte, PA 16823-8812
Tel: (800)356-1688
Fax: (814)353-1309

www.restek.com

CERTIFIED REFERENCE MATERIAL

Certificate of Analysis

ACCREDITED
ISO 17034 Accredited
Reference Material Producer
Certificate #3222.01

ilac-MRA

ACCREDITED
ISO/IEC 17025 Accredited
Testing Laboratory
Certificate #3222.02

FOR LABORATORY USE ONLY-READ SDS PRIOR TO USE.

This Reference Material is intended for Laboratory Use Only as a standard for the qualitative and/or quantitative determination of the analyte(s) listed.

Catalog No. : 570808 **Lot No.:** A0145375

Description : 8260 List 2 / Std #6

8260 List 2 / Std #6 2,500-62,500µg/mL, P&T Methanol, 1mL/ampul

Container Size : 2 mL **Pkg Amt:** > 1 mL

Expiration Date : July 31, 2020 **Storage:** 0°C or colder

CERTIFIED VALUES

Elution Order	Compound		Grav. Conc. (weight/volume)	Expanded Uncertainty (95% C.L.; K=2)		
1	2-Propanol (isopropanol)		25,151.3 µg/mL	+/- 147.2666 µg/mL		Gravimetric
	CAS # 67-63-0	(Lot SHBH7211)		+/- 1,244.3044 µg/mL		Unstressed
	Purity 99%			+/- 1,275.2391 µg/mL		Stressed
2	Chloroprene (2-chloro-1,3-butadiene)		2,508.0 µg/mL	+/- 14.7183 µg/mL		Gravimetric
	CAS # 126-99-8	(Lot 180921JLM)		+/- 124.0815 µg/mL		Unstressed
	Purity 99%			+/- 127.1661 µg/mL		Stressed
3	Methacrylonitrile		25,161.0 µg/mL	+/- 147.3232 µg/mL		Gravimetric
	CAS # 126-98-7	(Lot 1012014)		+/- 1,244.7826 µg/mL		Unstressed
	Purity 99%			+/- 1,275.7292 µg/mL		Stressed
4	2,2,4-Trimethylpentane (isooctane)		2,510.3 µg/mL	+/- 14.7320 µg/mL		Gravimetric
	CAS # 540-84-1	(Lot SHBF8066V)		+/- 124.1969 µg/mL		Unstressed
	Purity 99%			+/- 127.2844 µg/mL		Stressed
5	1-Butanol		62,638.0 µg/mL	+/- 366.7403 µg/mL		Gravimetric
	CAS # 71-36-3	(Lot SHBK1866)		+/- 3,098.8687 µg/mL		Unstressed
	Purity 99%			+/- 3,175.9100 µg/mL		Stressed
6	2-Nitropropane		5,032.0 µg/mL	+/- 29.4633 µg/mL		Gravimetric
	CAS # 79-46-9	(Lot BCBL0537V)		+/- 248.9453 µg/mL		Unstressed
	Purity 98%			+/- 255.1343 µg/mL		Stressed
7	1-Chlorohexane		2,510.4 µg/mL	+/- 14.7326 µg/mL		Gravimetric
	CAS # 544-10-5	(Lot 05107LK)		+/- 124.2019 µg/mL		Unstressed
	Purity 98%			+/- 127.2895 µg/mL		Stressed

8	1,2,3-Trimethylbenzene		2,514.7	µg/mL	+/-	14.7576	µg/mL	Gravimetric
	CAS # 526-73-8	(Lot 877605-12)			+/-	124.4120	µg/mL	Unstressed
	Purity 98%				+/-	127.5048	µg/mL	Stressed
9	Benzyl chloride		2,516.7	µg/mL	+/-	14.7692	µg/mL	Gravimetric
	CAS # 100-44-7	(Lot SHBB7346V)			+/-	124.5103	µg/mL	Unstressed
	Purity 99%				+/-	127.6055	µg/mL	Stressed
10	1,3,5-Trichlorobenzene		2,513.3	µg/mL	+/-	14.7496	µg/mL	Gravimetric
	CAS # 108-70-3	(Lot 11319AS)			+/-	124.3454	µg/mL	Unstressed
	Purity 99%				+/-	127.4365	µg/mL	Stressed

Solvent: P&T Methanol
CAS # 67-56-1
Purity 99%

Column:
105m x 0.53mm x 3.0µm
Rtx-502.2 (cat.#10910)

Carrier Gas:
hydrogen-constant pressure 11.0 psi.

Temp. Program:
40°C (hold 2 min.) to 240°C
@ 8°C/min. (hold 5 min.)

Inj. Temp:
200°C

Det. Temp:
250°C

Det. Type:
FID

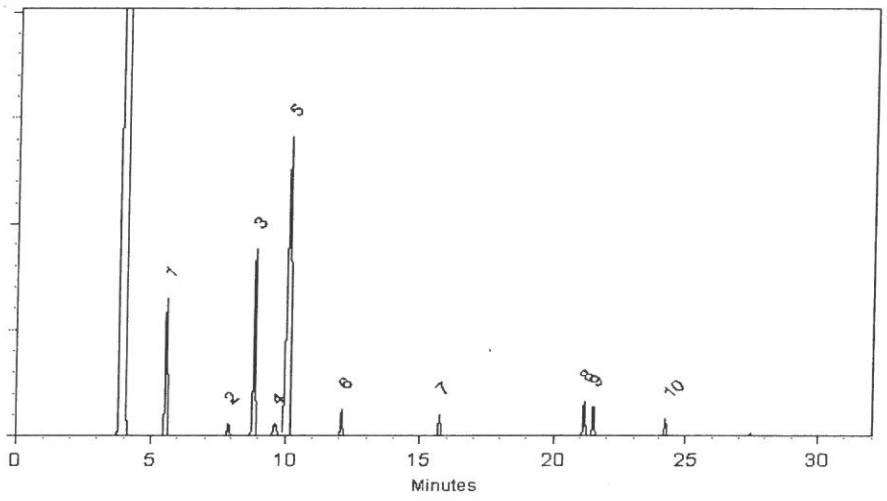

This chromatogram represents a general set of testing conditions chosen for product acceptance. For optimal results in your lab, conditions should be adjusted for your specific instrument, method, and application.

Cheryl Graham - Mix Technician

Date Mixed: 27-Jan-2019 **Balance:** B707717271

Jennifer Pollino - Operations Tech-ARM QC

Date Passed: 29-Jan-2019

Manufactured under Restek's ISO 9001:2015 Registered Quality System Certificate #FM 80397

Reagent

VM570808S_00007

Rec: 6/19/19
VM5708085-00007

RESTEK® CERTIFIED REFERENCE MATERIAL

110 Benner Circle
Bellefonte, PA 16823-8812
Tel: (800)356-1688
Fax: (814)353-1309

www.restek.com

ACCREDITED
ISO 17034 Accredited
Reference Material Producer
Certificate #3222.01

ilac-MRA

ACCREDITED
ISO/IEC 17025 Accredited
Testing Laboratory
Certificate #3222.02

Certificate of Analysis

FOR LABORATORY USE ONLY-READ SDS PRIOR TO USE.

This Reference Material is intended for Laboratory Use Only as a standard for the qualitative and/or quantitative determination of the analyte(s) listed.

Catalog No. : 570808.SEC **Lot No.:** A0143097

Description : 8260 List 2 / Std #6

8260 List 2 / Std #6 2,500-62,500µg/mL, P&T Methanol, 1mL/ampul

Container Size : 2 mL **Pkg Amt:** > 1 mL

Expiration Date : May 31, 2020 **Storage:** 0°C or colder

CERTIFIED VALUES

Elution Order	Compound	Grav. Conc. (weight/volume)	Expanded Uncertainty (95% C.L.; K=2)	
1	2-Propanol (isopropanol) **CAS #** 67-63-0.SEC (Lot NWVYK) **Purity** 99%	25,047.5 µg/mL	+/- 146.6586 µg/mL +/- 1,239.1674 µg/mL +/- 1,269.9744 µg/mL	Gravimetric Unstressed Stressed
2	Chloroprene (2-chloro-1,3-butadiene) **CAS #** 126-99-8 * (Lot 180921JLM) **Purity** 99%	2,509.0 µg/mL	+/- 14.7242 µg/mL +/- 124.1310 µg/mL +/- 127.2168 µg/mL	Gravimetric Unstressed Stressed
3	Methacrylonitrile **CAS #** 126-98-7 * (Lot 1012014) **Purity** 99%	25,031.0 µg/mL	+/- 146.5620 µg/mL +/- 1,238.3511 µg/mL +/- 1,269.1379 µg/mL	Gravimetric Unstressed Stressed
4	2,2,4-Trimethylpentane (Isooctane) **CAS #** 540-84-1.SEC (Lot 4597900) **Purity** 99%	2,513.5 µg/mL	+/- 14.7506 µg/mL +/- 124.3536 µg/mL +/- 127.4450 µg/mL	Gravimetric Unstressed Stressed
5	1-Butanol **CAS #** 71-36-3.SEC (Lot TOY3I) **Purity** 99%	62,799.0 µg/mL	+/- 367.6830 µg/mL +/- 3,106.8338 µg/mL +/- 3,184.0731 µg/mL	Gravimetric Unstressed Stressed
6	2-Nitropropane **CAS #** 79-46-9.SEC (Lot 6M3NJ) **Purity** 98%	5,003.9 µg/mL	+/- 29.2988 µg/mL +/- 247.5555 µg/mL +/- 253.7099 µg/mL	Gravimetric Unstressed Stressed
7	1-Chlorohexane **CAS #** 544-10-5.SEC (Lot 3890000) **Purity** 98%	2,501.9 µg/mL	+/- 14.6828 µg/mL +/- 123.7817 µg/mL +/- 126.8588 µg/mL	Gravimetric Unstressed Stressed

8	1,2,3-Trimethylbenzene **CAS #** 526-73-8.SEC **Purity** 97%	(Lot 7754800)	2,512.3 µg/mL	+/- 14.7436 +/- 124.2942 +/- 127.3841	µg/mL µg/mL µg/mL	Gravimetric Unstressed Stressed
9	Benzyl chloride **CAS #** 100-44-7.SEC **Purity** 99%	(Lot H29N03)	2,501.0 µg/mL	+/- 14.6773 +/- 123.7352 +/- 126.8112	µg/mL µg/mL µg/mL	Gravimetric Unstressed Stressed
10	1,3,5-Trichlorobenzene **CAS #** 108-70-3.SEC **Purity** 99%	(Lot I28U021)	2,506.5 µg/mL	+/- 14.7095 +/- 124.0073 +/- 127.0900	µg/mL µg/mL µg/mL	Gravimetric Unstressed Stressed

Solvent: P&T Methanol
CAS # 67-56-1
Purity 99%

*** Restek is unable to identify a reliable and/or acceptable second source for this material - the same batch of neat material may have been used to produce both the primary and secondary standard. The primary and secondary standards were prepared using different equipment and personnel.**

Column:
105m x 0.53mm x 3.0µm
Rtx-502.2 (cat.#10910)

Carrier Gas:
hydrogen-constant pressure 11.0 psi.

Temp. Program:
40°C (hold 2 min.) to 240°C
@ 8°C/min. (hold 5 min.)

Inj. Temp:
200°C

Det. Temp:
250°C

Det. Type:
FID

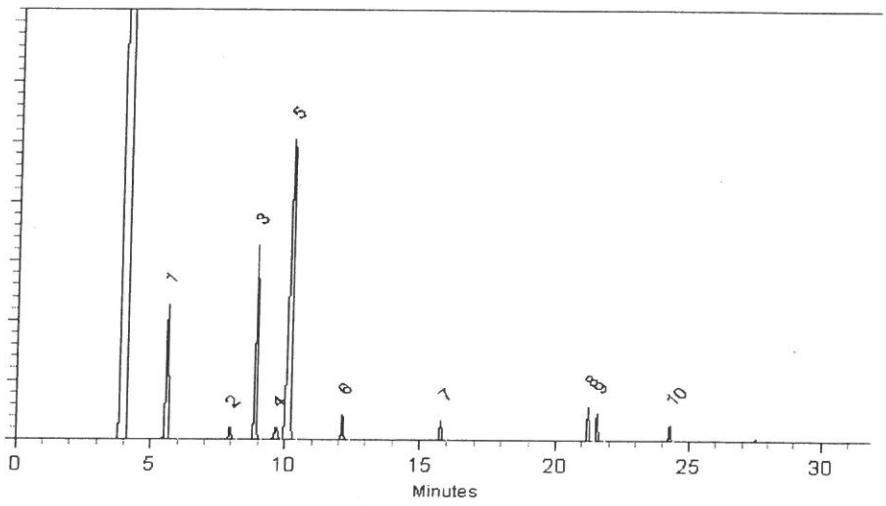

This chromatogram represents a general set of testing conditions chosen for product acceptance. For optimal results in your lab, conditions should be adjusted for your specific instrument, method, and application.

Matt Fragassi - Mix Technician

Date Mixed: 08-Nov-2018 **Balance:** 1128342314

Diane Shaffer - Operations Tech-ARM QC

Date Passed: 13-Nov-2018

Manufactured under Restek's ISO 9001:2015 Registered Quality System Certificate #FM 80397

Reagent

VM570809_00006

Rec: 4/9/19
VM570809_00006

RESTEK®
110 Benner Circle
Bellefonte, PA 16823-8812
Tel: (800)356-1688
Fax: (814)353-1309

www.restek.com

CERTIFIED REFERENCE MATERIAL

Certificate of Analysis

ACCREDITED
ISO 17034 Accredited
Reference Material Producer
Certificate #3222.01

ilac-MRA

ACCREDITED
ISO/IEC 17025 Accredited
Testing Laboratory
Certificate #3222.02

FOR LABORATORY USE ONLY-READ SDS PRIOR TO USE.

This Reference Material is intended for Laboratory Use Only as a standard for the qualitative and/or quantitative determination of the analyte(s) listed.

Catalog No. : 570809 **Lot No.:** A0143198

Description : 8260 List 2 / Std #7

8260 List 2 / Std #7 2,500-5,000µg/mL, P&T Methanol, 1mL/ampul

Container Size : 2 mL **Pkg Amt:** > 1 mL

Expiration Date : May 31, 2020 **Storage:** 0°C or colder

CERTIFIED VALUES

Elution Order	Compound		Grav. Conc. (weight/volume)	Expanded Uncertainty (95% C.L.; K=2)		
1	Ethyl acetate **CAS #** 141-78-6 **Purity** 99%	(Lot SHBJ7347)	5,022.5 µg/mL	+/- 29.4078 µg/mL +/- 303.0497 µg/mL +/- 303.7691 µg/mL		Gravimetric Unstressed Stressed
2	Ethyl acrylate **CAS #** 140-88-5 **Purity** 99%	(Lot 10129902)	2,514.0 µg/mL	+/- 14.7536 µg/mL +/- 151.6940 µg/mL +/- 152.0541 µg/mL		Gravimetric Unstressed Stressed
3	Methyl methacrylate **CAS #** 80-62-6 **Purity** 99%	(Lot MKBH4379V)	5,019.5 µg/mL	+/- 29.3903 µg/mL +/- 302.8686 µg/mL +/- 303.5876 µg/mL		Gravimetric Unstressed Stressed
4	Butyl acetate **CAS #** 123-86-4 **Purity** 99%	(Lot SHBJ2076)	2,507.0 µg/mL	+/- 14.7125 µg/mL +/- 151.2716 µg/mL +/- 151.6307 µg/mL		Gravimetric Unstressed Stressed

Solvent: P&T Methanol
CAS # 67-56-1
Purity 99%

Reagent

VM571992_00003

Rec: 5/31/19
VM571992_00003

RESTEK®
110 Benner Circle
Bellefonte, PA 16823-8812
Tel: (800)356-1688
Fax: (814)353-1309

www.restek.com

CERTIFIED REFERENCE MATERIAL

Certificate of Analysis

ACCREDITED
ISO 17034 Accredited
Reference Material Producer
Certificate #3222.01

ilac-MRA

ACCREDITED
ISO/IEC 17025 Accredited
Testing Laboratory
Certificate #3222.02

FOR LABORATORY USE ONLY-READ SDS PRIOR TO USE.

This Reference Material is intended for Laboratory Use Only as a standard for the qualitative and/or quantitative determination of the analyte(s) listed.

Catalog No. : 571992 **Lot No.:** A0143774

Description : 8260 List 1 / Std #1 MegaMix (2017)

8260 List 1 / Std #1 MegaMix (2017) 1,250-62,500µg/mL, P&T Methanol, 1mL/ampul

Container Size : 2 mL **Pkg Amt:** > 1 mL

Expiration Date : June 30, 2021 **Storage:** 0°C or colder

CERTIFIED VALUES

Elution Order	Compound	Grav. Conc. (weight/volume)	Expanded Uncertainty (95% C.L.; K=2)	
1	Diethyl ether (ethyl ether) **CAS #** 60-29-7 (Lot SHBJ5713) **Purity** 99%	2,500.6 µg/mL	+/- 14.5388 µg/mL +/- 150.8738 µg/mL +/- 151.2320 µg/mL	Gravimetric Unstressed Stressed
2	1,1,2-Trichlorotrifluoroethane (CFC-113) **CAS #** 76-13-1 (Lot 00009482) **Purity** 99%	2,501.6 µg/mL	+/- 14.5447 µg/mL +/- 150.9341 µg/mL +/- 151.2925 µg/mL	Gravimetric Unstressed Stressed
3	1,1-dichloroethene **CAS #** 75-35-4 (Lot SHBG8609V) **Purity** 99%	2,501.9 µg/mL	+/- 14.5461 µg/mL +/- 150.9492 µg/mL +/- 151.3076 µg/mL	Gravimetric Unstressed Stressed
4	tert-Butanol (TBA) **CAS #** 75-65-0 (Lot SHBJ9404) **Purity** 99%	25,008.1 µg/mL	+/- 145.3918 µg/mL +/- 1,508.8503 µg/mL +/- 1,512.4325 µg/mL	Gravimetric Unstressed Stressed
5	Methyl acetate **CAS #** 79-20-9 (Lot SHBG4345V) **Purity** 99%	5,000.8 µg/mL	+/- 29.0748 µg/mL +/- 301.7174 µg/mL +/- 302.4337 µg/mL	Gravimetric Unstressed Stressed
6	Iodomethane (methyl iodide) **CAS #** 74-88-4 (Lot SHBH4362V) **Purity** 99%	2,500.6 µg/mL	+/- 14.5388 µg/mL +/- 150.8738 µg/mL +/- 151.2320 µg/mL	Gravimetric Unstressed Stressed
7	Allyl chloride (3-chloropropene) **CAS #** 107-05-1 (Lot WXBB7852V) **Purity** 99%	2,502.0 µg/mL	+/- 14.5468 µg/mL +/- 150.9567 µg/mL +/- 151.3151 µg/mL	Gravimetric Unstressed Stressed

8	Methylene chloride (dichloromethane) **CAS #** 75-09-2 **Purity** 99%	(Lot SHBK5095)	2,500.8	µg/mL	+/- +/- +/-	14.5396 150.8813 151.2395	µg/mL µg/mL µg/mL	Gravimetric Unstressed Stressed
9	Carbon disulfide **CAS #** 75-15-0 **Purity** 99%	(Lot U22D706)	2,501.1	µg/mL	+/- +/- +/-	14.5418 150.9040 151.2622	µg/mL µg/mL µg/mL	Gravimetric Unstressed Stressed
10	Acrylonitrile **CAS #** 107-13-1 **Purity** 99%	(Lot R15D047)	25,010.4	µg/mL	+/- +/- +/-	145.4049 1,508.9860 1,512.5686	µg/mL µg/mL µg/mL	Gravimetric Unstressed Stressed
11	Methyl-tert-butyl ether (MTBE) **CAS #** 1634-04-4 **Purity** 99%	(Lot SHBH9526)	2,500.3	µg/mL	+/- +/- +/-	14.5367 150.8512 151.2093	µg/mL µg/mL µg/mL	Gravimetric Unstressed Stressed
12	cis-1,2-Dichloroethene **CAS #** 156-59-2 **Purity** 99%	(Lot MKBX5945V)	2,501.3	µg/mL	+/- +/- +/-	14.5425 150.9115 151.2698	µg/mL µg/mL µg/mL	Gravimetric Unstressed Stressed
13	n-Hexane (C6) **CAS #** 110-54-3 **Purity** 99%	(Lot SHBH8106)	2,500.8	µg/mL	+/- +/- +/-	14.5396 150.8813 151.2395	µg/mL µg/mL µg/mL	Gravimetric Unstressed Stressed
14	1,1-Dichloroethane **CAS #** 75-34-3 **Purity** 99%	(Lot 462600)	2,500.4	µg/mL	+/- +/- +/-	14.5374 150.8587 151.2169	µg/mL µg/mL µg/mL	Gravimetric Unstressed Stressed
15	2,2-Dichloropropane **CAS #** 594-20-7 **Purity** 99%	(Lot BCBT5124)	2,500.9	µg/mL	+/- +/- +/-	14.5403 150.8889 151.2471	µg/mL µg/mL µg/mL	Gravimetric Unstressed Stressed
16	trans-1,2-Dichloroethene **CAS #** 156-60-5 **Purity** 99%	(Lot MKBH9850V)	2,500.3	µg/mL	+/- +/- +/-	14.5367 150.8512 151.2093	µg/mL µg/mL µg/mL	Gravimetric Unstressed Stressed
17	Isobutanol (2-Methyl-1-propanol) **CAS #** 78-83-1 **Purity** 99%	(Lot SHBK0551)	62,500.9	µg/mL	+/- +/- +/-	363.3665 3,770.9529 3,779.9058	µg/mL µg/mL µg/mL	Gravimetric Unstressed Stressed
18	chloroform **CAS #** 67-66-3 **Purity** 99%	(Lot SHBJ9076)	2,500.5	µg/mL	+/- +/- +/-	14.5381 150.8662 151.2244	µg/mL µg/mL µg/mL	Gravimetric Unstressed Stressed
19	Bromochloromethane **CAS #** 74-97-5 **Purity** 98%	(Lot 00008541)	2,500.6	µg/mL	+/- +/- +/-	14.5387 150.8718 151.2300	µg/mL µg/mL µg/mL	Gravimetric Unstressed Stressed
20	Tetrahydrofuran **CAS #** 109-99-9 **Purity** 99%	(Lot SHBJ6179)	5,000.6	µg/mL	+/- +/- +/-	29.0741 301.7099 302.4262	µg/mL µg/mL µg/mL	Gravimetric Unstressed Stressed
21	1,1,1-trichloroethane **CAS #** 71-55-6 **Purity** 99%	(Lot B15W12061)	2,500.8	µg/mL	+/- +/- +/-	14.5396 150.8813 151.2395	µg/mL µg/mL µg/mL	Gravimetric Unstressed Stressed
22	Cyclohexane **CAS #** 110-82-7 **Purity** 99%	(Lot MKCC9660)	2,500.9	µg/mL	+/- +/- +/-	14.5403 150.8889 151.2471	µg/mL µg/mL µg/mL	Gravimetric Unstressed Stressed
23	1,1-Dichloropropene **CAS #** 563-58-6 **Purity** 99%	(Lot 180531JLM)	2,500.6	µg/mL	+/- +/- +/-	14.5388 150.8738 151.2320	µg/mL µg/mL µg/mL	Gravimetric Unstressed Stressed

24	carbon tetrachloride **CAS #** 56-23-5 **Purity** 99%	(Lot SHBJ2110)	2,501.1 µg/mL	+/- 14.5418 +/- 150.9040 +/- 151.2622	µg/mL µg/mL µg/mL	Gravimetric Unstressed Stressed
25	n-Heptane (C7) **CAS #** 142-82-5 **Purity** 99%	(Lot SHBJ2424)	2,501.6 µg/mL	+/- 14.5447 +/- 150.9341 +/- 151.2925	µg/mL µg/mL µg/mL	Gravimetric Unstressed Stressed
26	1,2-Dichloroethane **CAS #** 107-06-2 **Purity** 99%	(Lot SHBJ0707)	2,501.3 µg/mL	+/- 14.5425 +/- 150.9115 +/- 151.2698	µg/mL µg/mL µg/mL	Gravimetric Unstressed Stressed
27	Benzene **CAS #** 71-43-2 **Purity** 99%	(Lot SHBJ5344)	2,500.9 µg/mL	+/- 14.5403 +/- 150.8889 +/- 151.2471	µg/mL µg/mL µg/mL	Gravimetric Unstressed Stressed
28	Trichloroethene **CAS #** 79-01-6 **Purity** 99%	(Lot SHBH1955V)	2,500.5 µg/mL	+/- 14.5381 +/- 150.8662 +/- 151.2244	µg/mL µg/mL µg/mL	Gravimetric Unstressed Stressed
29	Methylcyclohexane **CAS #** 108-87-2 **Purity** 99%	(Lot SHBJ0457)	2,501.6 µg/mL	+/- 14.5447 +/- 150.9341 +/- 151.2925	µg/mL µg/mL µg/mL	Gravimetric Unstressed Stressed
30	1,2-Dichloropropane **CAS #** 78-87-5 **Purity** 99%	(Lot BCBR0882V)	2,500.5 µg/mL	+/- 14.5381 +/- 150.8662 +/- 151.2244	µg/mL µg/mL µg/mL	Gravimetric Unstressed Stressed
31	1,4-Dioxane **CAS #** 123-91-1 **Purity** 99%	(Lot SHBJ7415)	50,001.1 µg/mL	+/- 290.6957 +/- 3,016.7880 +/- 3,023.9503	µg/mL µg/mL µg/mL	Gravimetric Unstressed Stressed
32	Dibromomethane **CAS #** 74-95-3 **Purity** 99%	(Lot 10201030)	2,502.0 µg/mL	+/- 14.5468 +/- 150.9567 +/- 151.3151	µg/mL µg/mL µg/mL	Gravimetric Unstressed Stressed
33	cis-1,3-Dichloropropene **CAS #** 10061-01-5 **Purity** 99%	(Lot 25076)	2,501.4 µg/mL	+/- 14.5432 +/- 150.9190 +/- 151.2773	µg/mL µg/mL µg/mL	Gravimetric Unstressed Stressed
34	Toluene **CAS #** 108-88-3 **Purity** 99%	(Lot SHBJ5659)	2,500.1 µg/mL	+/- 14.5359 +/- 150.8436 +/- 151.2017	µg/mL µg/mL µg/mL	Gravimetric Unstressed Stressed
35	Ethyl methacrylate **CAS #** 97-63-2 **Purity** 99%	(Lot 69796APV)	2,502.8 µg/mL	+/- 14.5512 +/- 151.0020 +/- 151.3605	µg/mL µg/mL µg/mL	Gravimetric Unstressed Stressed
36	trans-1,3-Dichloropropene **CAS #** 10061-02-6 **Purity** 98%	(Lot C797620)	2,500.6 µg/mL	+/- 14.5387 +/- 150.8718 +/- 151.2300	µg/mL µg/mL µg/mL	Gravimetric Unstressed Stressed
37	1,1,2-Trichloroethane **CAS #** 79-00-5 **Purity** 99%	(Lot FGB01)	2,500.4 µg/mL	+/- 14.5374 +/- 150.8587 +/- 151.2169	µg/mL µg/mL µg/mL	Gravimetric Unstressed Stressed
38	1,3-Dichloropropane **CAS #** 142-28-9 **Purity** 99%	(Lot BCBG2162V)	2,500.9 µg/mL	+/- 14.5403 +/- 150.8889 +/- 151.2471	µg/mL µg/mL µg/mL	Gravimetric Unstressed Stressed
39	Tetrachloroethene **CAS #** 127-18-4 **Purity** 99%	(Lot SHBH9691)	2,501.0 µg/mL	+/- 14.5410 +/- 150.8964 +/- 151.2547	µg/mL µg/mL µg/mL	Gravimetric Unstressed Stressed

40	dibromochloromethane **CAS #** 124-48-1 **Purity** 98%	(Lot MKCC0877)	2,502.4	µg/mL	+/- +/- +/-	14.5493 150.9827 151.3411	µg/mL µg/mL µg/mL	Gravimetric Unstressed Stressed
41	1,2-Dibromoethane (EDB) **CAS #** 106-93-4 **Purity** 99%	(Lot BCBH3877V)	2,500.4	µg/mL	+/- +/- +/-	14.5374 150.8587 151.2169	µg/mL µg/mL µg/mL	Gravimetric Unstressed Stressed
42	Chlorobenzene **CAS #** 108-90-7 **Purity** 99%	(Lot SHBH4459V)	2,501.1	µg/mL	+/- +/- +/-	14.5418 150.9040 151.2622	µg/mL µg/mL µg/mL	Gravimetric Unstressed Stressed
43	m-Xylene **CAS #** 108-38-3 **Purity** 99%	(Lot SHBJ2338)	1,251.5	µg/mL	+/- +/- +/-	7.2763 75.5085 75.6878	µg/mL µg/mL µg/mL	Gravimetric Unstressed Stressed
44	p-Xylene **CAS #** 106-42-3 **Purity** 99%	(Lot SHBJ0052)	1,250.1	µg/mL	+/- +/- +/-	7.2683 75.4256 75.6047	µg/mL µg/mL µg/mL	Gravimetric Unstressed Stressed
45	Ethylbenzene **CAS #** 100-41-4 **Purity** 99%	(Lot SHBJ3183)	2,500.0	µg/mL	+/- +/- +/-	14.5352 150.8361 151.1942	µg/mL µg/mL µg/mL	Gravimetric Unstressed Stressed
46	1,1,1,2-Tetrachloroethane **CAS #** 630-20-6 **Purity** 99%	(Lot MKBS3769V)	2,500.0	µg/mL	+/- +/- +/-	14.5352 150.8361 151.1942	µg/mL µg/mL µg/mL	Gravimetric Unstressed Stressed
47	o-Xylene **CAS #** 95-47-6 **Purity** 99%	(Lot SHBH7231)	2,500.8	µg/mL	+/- +/- +/-	14.5396 150.8813 151.2395	µg/mL µg/mL µg/mL	Gravimetric Unstressed Stressed
48	Styrene **CAS #** 100-42-5 **Purity** 99%	(Lot MKCC9766)	2,500.0	µg/mL	+/- +/- +/-	14.5352 150.8361 151.1942	µg/mL µg/mL µg/mL	Gravimetric Unstressed Stressed
49	Isopropylbenzene (cumene) **CAS #** 98-82-8 **Purity** 99%	(Lot 10185056)	2,500.1	µg/mL	+/- +/- +/-	14.5359 150.8436 151.2017	µg/mL µg/mL µg/mL	Gravimetric Unstressed Stressed
50	bromoform **CAS #** 75-25-2 **Purity** 99%	(Lot SHBG3138V)	2,501.0	µg/mL	+/- +/- +/-	14.5410 150.8964 151.2547	µg/mL µg/mL µg/mL	Gravimetric Unstressed Stressed
51	bromodichloromethane **CAS #** 75-27-4 **Purity** 99%	(Lot MKCF8470)	2,501.6	µg/mL	+/- +/- +/-	14.5447 150.9341 151.2925	µg/mL µg/mL µg/mL	Gravimetric Unstressed Stressed
52	1,1,2,2-Tetrachloroethane **CAS #** 79-34-5 **Purity** 99%	(Lot CFA4D)	2,500.5	µg/mL	+/- +/- +/-	14.5381 150.8662 151.2244	µg/mL µg/mL µg/mL	Gravimetric Unstressed Stressed
53	1,2,3-Trichloropropane **CAS #** 96-18-4 **Purity** 99%	(Lot BCBH8722V)	2,501.3	µg/mL	+/- +/- +/-	14.5425 150.9115 151.2698	µg/mL µg/mL µg/mL	Gravimetric Unstressed Stressed
54	trans-1,4-dichloro-2-butene **CAS #** 110-57-6 **Purity** 94%	(Lot MKBX7788V)	2,500.0	µg/mL	+/- +/- +/-	14.5355 150.8389 151.1971	µg/mL µg/mL µg/mL	Gravimetric Unstressed Stressed
55	n-Propylbenzene **CAS #** 103-65-1 **Purity** 99%	(Lot WXBC3346V)	2,500.0	µg/mL	+/- +/- +/-	14.5352 150.8361 151.1942	µg/mL µg/mL µg/mL	Gravimetric Unstressed Stressed

56	Bromobenzene **CAS #** 108-86-1 **Purity** 99%	(Lot WXBC5147V)	2,500.1 µg/mL	+/- 14.5359 +/- 150.8436 +/- 151.2017	µg/mL µg/mL µg/mL	Gravimetric Unstressed Stressed
57	1,3,5-Trimethylbenzene **CAS #** 108-67-8 **Purity** 99%	(Lot BCBS7648V)	2,500.5 µg/mL	+/- 14.5381 +/- 150.8662 +/- 151.2244	µg/mL µg/mL µg/mL	Gravimetric Unstressed Stressed
58	2-Chlorotoluene **CAS #** 95-49-8 **Purity** 99%	(Lot MKBW5554V)	2,500.1 µg/mL	+/- 14.5359 +/- 150.8436 +/- 151.2017	µg/mL µg/mL µg/mL	Gravimetric Unstressed Stressed
59	4-Chlorotoluene **CAS #** 106-43-4 **Purity** 99%	(Lot MKBL7753V)	2,500.9 µg/mL	+/- 14.5403 +/- 150.8889 +/- 151.2471	µg/mL µg/mL µg/mL	Gravimetric Unstressed Stressed
60	tert-Butylbenzene **CAS #** 98-06-6 **Purity** 99%	(Lot STBD6954V)	2,500.1 µg/mL	+/- 14.5359 +/- 150.8436 +/- 151.2017	µg/mL µg/mL µg/mL	Gravimetric Unstressed Stressed
61	1,2,4-Trimethylbenzene **CAS #** 95-63-6 **Purity** 97%	(Lot MKBH5027V)	2,499.9 µg/mL	+/- 14.5348 +/- 150.8320 +/- 151.1901	µg/mL µg/mL µg/mL	Gravimetric Unstressed Stressed
62	sec-Butylbenzene **CAS #** 135-98-8 **Purity** 99%	(Lot MKBR9260V)	2,501.1 µg/mL	+/- 14.5418 +/- 150.9040 +/- 151.2622	µg/mL µg/mL µg/mL	Gravimetric Unstressed Stressed
63	p-Isopropyltoluene (p-Cymene) **CAS #** 99-87-6 **Purity** 99%	(Lot MKBV3556V)	2,501.1 µg/mL	+/- 14.5418 +/- 150.9040 +/- 151.2622	µg/mL µg/mL µg/mL	Gravimetric Unstressed Stressed
64	1,3-Dichlorobenzene **CAS #** 541-73-1 **Purity** 99%	(Lot BCBQ7100V)	2,501.4 µg/mL	+/- 14.5432 +/- 150.9190 +/- 151.2773	µg/mL µg/mL µg/mL	Gravimetric Unstressed Stressed
65	1,4-Dichlorobenzene **CAS #** 106-46-7 **Purity** 99%	(Lot MKBS4401V)	2,501.5 µg/mL	+/- 14.5439 +/- 150.9266 +/- 151.2849	µg/mL µg/mL µg/mL	Gravimetric Unstressed Stressed
66	n-Butylbenzene **CAS #** 104-51-8 **Purity** 99%	(Lot 09804AE)	2,501.0 µg/mL	+/- 14.5410 +/- 150.8964 +/- 151.2547	µg/mL µg/mL µg/mL	Gravimetric Unstressed Stressed
67	1,2-Dichlorobenzene **CAS #** 95-50-1 **Purity** 99%	(Lot SHBG3111V)	2,502.9 µg/mL	+/- 14.5519 +/- 151.0095 +/- 151.3681	µg/mL µg/mL µg/mL	Gravimetric Unstressed Stressed
68	1,2-Dibromo-3-chloropropane **CAS #** 96-12-8 **Purity** 99%	(Lot FBL01)	2,502.0 µg/mL	+/- 14.5468 +/- 150.9567 +/- 151.3151	µg/mL µg/mL µg/mL	Gravimetric Unstressed Stressed
69	1,2,4-Trichlorobenzene **CAS #** 120-82-1 **Purity** 99%	(Lot SHBJ9215)	2,502.1 µg/mL	+/- 14.5476 +/- 150.9643 +/- 151.3227	µg/mL µg/mL µg/mL	Gravimetric Unstressed Stressed
70	Hexachlorobutadiene **CAS #** 87-68-3 **Purity** 99%	(Lot J31X013)	2,501.5 µg/mL	+/- 14.5439 +/- 150.9266 +/- 151.2849	µg/mL µg/mL µg/mL	Gravimetric Unstressed Stressed
71	Naphthalene **CAS #** 91-20-3 **Purity** 99%	(Lot MKBZ8680V)	2,502.8 µg/mL	+/- 14.5512 +/- 151.0020 +/- 151.3605	µg/mL µg/mL µg/mL	Gravimetric Unstressed Stressed

72	1,2,3-Trichlorobenzene		2,502.5 µg/mL	+/-	14.5498	µg/mL	Gravimetric
	CAS # 87-61-6	(Lot MKBX7627V)		+/-	150.9869	µg/mL	Unstressed
	Purity 99%			+/-	151.3454	µg/mL	Stressed

Solvent: P&T Methanol
CAS # 67-56-1
Purity 99%

Column:
60m x 0.25mm x 1.4µm
Rtx-502.2 (cat.#10916)

Carrier Gas:
helium-constant pressure 30 psi

Temp. Program:
40°C (hold 6 min.) to 240°C
@ 6°C/min. (hold 10 min.)

Inj. Temp:
200°C

Det. Temp:
250°C

Det. Type:
MSD

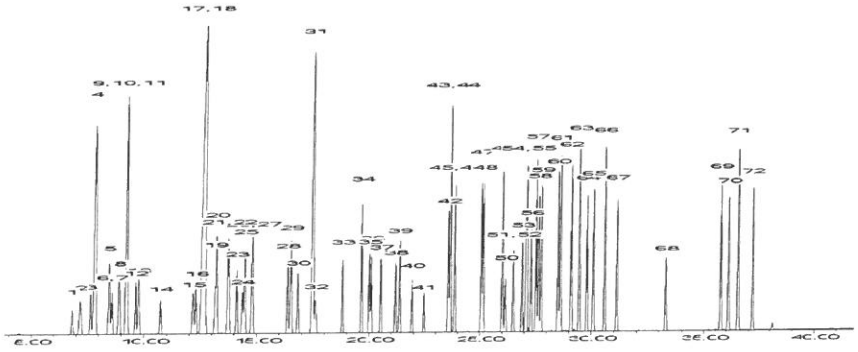

This chromatogram represents a general set of testing conditions chosen for product acceptance. For optimal results in your lab, conditions should be adjusted for your specific instrument, method, and application.

F. Joseph Tallon - Mix Technician **Date Mixed:** 05-Dec-2018 **Balance:** B251644995

Diane Shaffer - Operations Tech-ARM QC **Date Passed:** 21-Dec-2018

Manufactured under Restek's ISO 9001:2015
Registered Quality System
Certificate #FM 80397

Reagent

VM571992S_00005

Rec: 5/31/19
VM571992S-00005

RESTEK®
110 Benner Circle
Bellefonte, PA 16823-8812
Tel: (800)356-1688
Fax: (814)353-1309

www.restek.com

CERTIFIED REFERENCE MATERIAL

Certificate of Analysis

ACCREDITED
ISO 17034 Accredited
Reference Material Producer
Certificate #3222.01

ACCREDITED
ISO/IEC 17025 Accredited
Testing Laboratory
Certificate #3222.02

FOR LABORATORY USE ONLY-READ SDS PRIOR TO USE.

This Reference Material is intended for Laboratory Use Only as a standard for the qualitative and/or quantitative determination of the analyte(s) listed.

Catalog No. : 571992.SEC **Lot No.:** A0144202

Description : 8260 List 1 / Std #1 MegaMix (2017)

8260 List 1 / Std #1 MegaMix (2017) 1,250-62,500µg/mL, P&T Methanol, 1mL/ampul

Container Size : 2 mL **Pkg Amt:** > 1 mL

Expiration Date : June 30, 2021 **Storage:** 0°C or colder

CERTIFIED VALUES

Elution Order	Compound	Grav. Conc. (weight/volume)	Expanded Uncertainty (95% C.L.; K=2)		
1	Diethyl ether (ethyl ether) **CAS #** 60-29-7.SEC (Lot F23X068) **Purity** 98%	2,517.0 µg/mL	+/- 14.6339 +/- 151.8598 +/- 152.2203	µg/mL µg/mL µg/mL	Gravimetric Unstressed Stressed
2	1,1,2-Trichlorotrifluoroethane (CFC-113) **CAS #** 76-13-1.SEC (Lot 18342) **Purity** 99%	2,506.7 µg/mL	+/- 14.5740 +/- 151.2383 +/- 151.5974	µg/mL µg/mL µg/mL	Gravimetric Unstressed Stressed
3	1,1-Dichloroethene **CAS #** 75-35-4.SEC (Lot 7692300) **Purity** 99%	2,503.3 µg/mL	+/- 14.5546 +/- 151.0372 +/- 151.3958	µg/mL µg/mL µg/mL	Gravimetric Unstressed Stressed
4	tert-Butanol (TBA) **CAS #** 75-65-0.SEC (Lot XYXDO) **Purity** 98%	25,000.8 µg/mL	+/- 145.3491 +/- 1,508.4071 +/- 1,511.9883	µg/mL µg/mL µg/mL	Gravimetric Unstressed Stressed
5	Methyl acetate **CAS #** 79-20-9.SEC (Lot UCNEL) **Purity** 99%	5,002.3 µg/mL	+/- 29.0840 +/- 301.8129 +/- 302.5295	µg/mL µg/mL µg/mL	Gravimetric Unstressed Stressed
6	Iodomethane (methyl iodide) **CAS #** 74-88-4.SEC (Lot Y25A027) **Purity** 99%	2,503.5 µg/mL	+/- 14.5556 +/- 151.0472 +/- 151.4059	µg/mL µg/mL µg/mL	Gravimetric Unstressed Stressed
7	Allyl chloride (3-chloropropene) **CAS #** 107-05-1.SEC (Lot H3HGC) **Purity** 99%	2,511.7 µg/mL	+/- 14.6030 +/- 151.5400 +/- 151.8998	µg/mL µg/mL µg/mL	Gravimetric Unstressed Stressed

8	Methylene chloride (dichloromethane)		2,506.7 µg/mL	+/-	14.5740	µg/mL	Gravimetric
	CAS # 75-09-2.SEC	(Lot FGM02)		+/-	151.2383	µg/mL	Unstressed
	Purity 99%			+/-	151.5974	µg/mL	Stressed
9	Carbon disulfide		2,500.7 µg/mL	+/-	14.5391	µg/mL	Gravimetric
	CAS # 75-15-0.SEC	(Lot MKBL1376V)		+/-	150.8763	µg/mL	Unstressed
	Purity 99%			+/-	151.2345	µg/mL	Stressed
10	Acrylonitrile		25,001.2 µg/mL	+/-	145.3513	µg/mL	Gravimetric
	CAS # 107-13-1.SEC	(Lot UERIL)		+/-	1,508.4304	µg/mL	Unstressed
	Purity 99%			+/-	1,512.0117	µg/mL	Stressed
11	Methyl-tert-butyl ether (MTBE)		2,501.5 µg/mL	+/-	14.5439	µg/mL	Gravimetric
	CAS # 1634-04-4.SEC	(Lot ZHKYA)		+/-	150.9266	µg/mL	Unstressed
	Purity 99%			+/-	151.2849	µg/mL	Stressed
12	cis-1,2-Dichloroethene		2,501.3 µg/mL	+/-	14.5427	µg/mL	Gravimetric
	CAS # 156-59-2.SEC	(Lot HGC01-BLKT)		+/-	150.9137	µg/mL	Unstressed
	Purity 98%			+/-	151.2720	µg/mL	Stressed
13	n-Hexane (C6)		2,503.2 µg/mL	+/-	14.5541	µg/mL	Gravimetric
	CAS # 110-54-3.SEC	(Lot K24W001)		+/-	151.0320	µg/mL	Unstressed
	Purity 97%			+/-	151.3905	µg/mL	Stressed
14	1,1-Dichloroethane		2,502.0 µg/mL	+/-	14.5468	µg/mL	Gravimetric
	CAS # 75-34-3.SEC	(Lot 5379000)		+/-	150.9567	µg/mL	Unstressed
	Purity 99%			+/-	151.3151	µg/mL	Stressed
15	2,2-Dichloropropane		2,503.2 µg/mL	+/-	14.5541	µg/mL	Gravimetric
	CAS # 594-20-7.SEC	(Lot I7E8E)		+/-	151.0320	µg/mL	Unstressed
	Purity 98%			+/-	151.3905	µg/mL	Stressed
16	trans-1,2-Dichloroethene		2,501.0 µg/mL	+/-	14.5409	µg/mL	Gravimetric
	CAS # 156-60-5.SEC	(Lot TS5UB)		+/-	150.8954	µg/mL	Unstressed
	Purity 97%			+/-	151.2537	µg/mL	Stressed
17	Isobutanol (2-Methyl-1-propanol)		62,508.3 µg/mL	+/-	363.4098	µg/mL	Gravimetric
	CAS # 78-83-1.SEC	(Lot PH2XK)		+/-	3,771.4029	µg/mL	Unstressed
	Purity 99%			+/-	3,780.3569	µg/mL	Stressed
18	Chloroform		2,500.5 µg/mL	+/-	14.5381	µg/mL	Gravimetric
	CAS # 67-66-3.SEC	(Lot 1297547)		+/-	150.8662	µg/mL	Unstressed
	Purity 99%			+/-	151.2244	µg/mL	Stressed
19	Bromochloromethane		2,507.0 µg/mL	+/-	14.5759	µg/mL	Gravimetric
	CAS # 74-97-5.SEC	(Lot 5670200)		+/-	151.2584	µg/mL	Unstressed
	Purity 99%			+/-	151.6175	µg/mL	Stressed
20	Tetrahydrofuran		5,006.7 µg/mL	+/-	29.1092	µg/mL	Gravimetric
	CAS # 109-99-9.SEC	(Lot 8DAOJ)		+/-	302.0744	µg/mL	Unstressed
	Purity 99%			+/-	302.7916	µg/mL	Stressed
21	1,1,1-Trichloroethane		2,507.7 µg/mL	+/-	14.5798	µg/mL	Gravimetric
	CAS # 71-55-6.SEC	(Lot 7998000)		+/-	151.2986	µg/mL	Unstressed
	Purity 99%			+/-	151.6579	µg/mL	Stressed
22	Cyclohexane		2,508.0 µg/mL	+/-	14.5817	µg/mL	Gravimetric
	CAS # 110-82-7.SEC	(Lot YADRA)		+/-	151.3188	µg/mL	Unstressed
	Purity 99%			+/-	151.6780	µg/mL	Stressed
23	1,1-Dichloropropene		2,502.4 µg/mL	+/-	14.5492	µg/mL	Gravimetric
	CAS # 563-58-6.SEC	(Lot 5221100)		+/-	150.9809	µg/mL	Unstressed
	Purity 96%			+/-	151.3393	µg/mL	Stressed

24	Carbon tetrachloride		2,510.3 µg/mL	+/-	14.5953	µg/mL	Gravimetric
	CAS # 56-23-5.SEC	(Lot 11466)		+/-	151.4595	µg/mL	Unstressed
	Purity 99%			+/-	151.8191	µg/mL	Stressed
25	n-Heptane (C7)		2,511.8 µg/mL	+/-	14.6040	µg/mL	Gravimetric
	CAS # 142-82-5.SEC	(Lot TFHUC)		+/-	151.5500	µg/mL	Unstressed
	Purity 99%			+/-	151.9098	µg/mL	Stressed
26	1,2-Dichloroethane		2,501.3 µg/mL	+/-	14.5430	µg/mL	Gravimetric
	CAS # 107-06-2.SEC	(Lot FO6PK)		+/-	150.9165	µg/mL	Unstressed
	Purity 99%			+/-	151.2748	µg/mL	Stressed
27	Benzene		2,504.8 µg/mL	+/-	14.5633	µg/mL	Gravimetric
	CAS # 71-43-2.SEC	(Lot B28Y008)		+/-	151.1277	µg/mL	Unstressed
	Purity 99%			+/-	151.4865	µg/mL	Stressed
28	Trichloroethene		2,508.7 µg/mL	+/-	14.5856	µg/mL	Gravimetric
	CAS # 79-01-6.SEC	(Lot H04X050)		+/-	151.3590	µg/mL	Unstressed
	Purity 99%			+/-	151.7183	µg/mL	Stressed
29	Methylcyclohexane		2,504.5 µg/mL	+/-	14.5614	µg/mL	Gravimetric
	CAS # 108-87-2.SEC	(Lot Q02QG)		+/-	151.1076	µg/mL	Unstressed
	Purity 99%			+/-	151.4663	µg/mL	Stressed
30	1,2-Dichloropropane		2,504.0 µg/mL	+/-	14.5585	µg/mL	Gravimetric
	CAS # 78-87-5.SEC	(Lot ERRBI-RH)		+/-	151.0774	µg/mL	Unstressed
	Purity 99%			+/-	151.4361	µg/mL	Stressed
31	1,4-Dioxane		50,008.0 µg/mL	+/-	290.7356	µg/mL	Gravimetric
	CAS # 123-91-1.SEC	(Lot YVP2C)		+/-	3,017.2028	µg/mL	Unstressed
	Purity 99%			+/-	3,024.3661	µg/mL	Stressed
32	Dibromomethane		2,509.5 µg/mL	+/-	14.5904	µg/mL	Gravimetric
	CAS # 74-95-3.SEC	(Lot FGI01-OICH)		+/-	151.4093	µg/mL	Unstressed
	Purity 99%			+/-	151.7687	µg/mL	Stressed
33	cis-1,3-Dichloropropene		2,502.0 µg/mL	+/-	14.5468	µg/mL	Gravimetric
	CAS # 10061-01-5.SEC	(Lot 487OA)		+/-	150.9567	µg/mL	Unstressed
	Purity 99%			+/-	151.3151	µg/mL	Stressed
34	Toluene		2,501.5 µg/mL	+/-	14.5439	µg/mL	Gravimetric
	CAS # 108-88-3.SEC	(Lot YND2B-BD)		+/-	150.9266	µg/mL	Unstressed
	Purity 99%			+/-	151.2849	µg/mL	Stressed
35	Ethyl methacrylate		2,508.8 µg/mL	+/-	14.5866	µg/mL	Gravimetric
	CAS # 97-63-2.SEC	(Lot MLWYK-LS)		+/-	151.3690	µg/mL	Unstressed
	Purity 99%			+/-	151.7284	µg/mL	Stressed
36	trans-1,3-Dichloropropene		2,502.9 µg/mL	+/-	14.5520	µg/mL	Gravimetric
	CAS # 10061-02-6.SEC	(Lot ZDMSL)		+/-	151.0098	µg/mL	Unstressed
	Purity 96%			+/-	151.3684	µg/mL	Stressed
37	1,1,2-Trichloroethane		2,502.5 µg/mL	+/-	14.5498	µg/mL	Gravimetric
	CAS # 79-00-5.SEC	(Lot 7871500)		+/-	150.9869	µg/mL	Unstressed
	Purity 99%			+/-	151.3454	µg/mL	Stressed
38	1,3-Dichloropropane		2,502.7 µg/mL	+/-	14.5507	µg/mL	Gravimetric
	CAS # 142-28-9.SEC	(Lot AGN01-EFPC)		+/-	150.9970	µg/mL	Unstressed
	Purity 99%			+/-	151.3555	µg/mL	Stressed
39	Tetrachloroethene		2,505.0 µg/mL	+/-	14.5643	µg/mL	Gravimetric
	CAS # 127-18-4.SEC	(Lot F09W014)		+/-	151.1378	µg/mL	Unstressed
	Purity 99%			+/-	151.4966	µg/mL	Stressed

40	Dibromochloromethane		2,502.4 µg/mL	+/-	14.5494	µg/mL	Gravimetric
	CAS # 124-48-1.SEC	(Lot 10206360)		+/-	150.9832	µg/mL	Unstressed
	Purity 97%			+/-	151.3417	µg/mL	Stressed
41	1,2-Dibromoethane (EDB)		2,503.3 µg/mL	+/-	14.5546	µg/mL	Gravimetric
	CAS # 106-93-4.SEC	(Lot 3505900)		+/-	151.0372	µg/mL	Unstressed
	Purity 99%			+/-	151.3958	µg/mL	Stressed
42	Chlorobenzene		2,504.8 µg/mL	+/-	14.5633	µg/mL	Gravimetric
	CAS # 108-90-7.SEC	(Lot 1161936)		+/-	151.1277	µg/mL	Unstressed
	Purity 99%			+/-	151.4865	µg/mL	Stressed
43	m-Xylene		1,251.7 µg/mL	+/-	7.2941	µg/mL	Gravimetric
	CAS # 108-38-3.SEC	(Lot OUKMG-GB)		+/-	75.5202	µg/mL	Unstressed
	Purity 99%			+/-	75.6995	µg/mL	Stressed
44	p-Xylene		1,253.7 µg/mL	+/-	7.3058	µg/mL	Gravimetric
	CAS # 106-42-3.SEC	(Lot GM01)		+/-	75.6409	µg/mL	Unstressed
	Purity 99%			+/-	75.8205	µg/mL	Stressed
45	Ethylbenzene		2,503.5 µg/mL	+/-	14.5556	µg/mL	Gravimetric
	CAS # 100-41-4.SEC	(Lot PI4SE)		+/-	151.0472	µg/mL	Unstressed
	Purity 99%			+/-	151.4059	µg/mL	Stressed
46	1,1,1,2-Tetrachloroethane		2,506.7 µg/mL	+/-	14.5740	µg/mL	Gravimetric
	CAS # 630-20-6.SEC	(Lot GC01)		+/-	151.2383	µg/mL	Unstressed
	Purity 99%			+/-	151.5974	µg/mL	Stressed
47	o-Xylene		2,504.2 µg/mL	+/-	14.5594	µg/mL	Gravimetric
	CAS # 95-47-6.SEC	(Lot FGL01)		+/-	151.0875	µg/mL	Unstressed
	Purity 99%			+/-	151.4462	µg/mL	Stressed
48	Styrene		2,507.2 µg/mL	+/-	14.5769	µg/mL	Gravimetric
	CAS # 100-42-5.SEC	(Lot OFIOL-IA)		+/-	151.2685	µg/mL	Unstressed
	Purity 99%			+/-	151.6276	µg/mL	Stressed
49	Isopropylbenzene (cumene)		2,505.2 µg/mL	+/-	14.5653	µg/mL	Gravimetric
	CAS # 98-82-8.SEC	(Lot 2PHXG-IH)		+/-	151.1478	µg/mL	Unstressed
	Purity 99%			+/-	151.5067	µg/mL	Stressed
50	Bromoform		2,500.5 µg/mL	+/-	14.5381	µg/mL	Gravimetric
	CAS # 75-25-2.SEC	(Lot 5461400)		+/-	150.8661	µg/mL	Unstressed
	Purity 97%			+/-	151.2243	µg/mL	Stressed
51	Bromodichloromethane		2,501.3 µg/mL	+/-	14.5427	µg/mL	Gravimetric
	CAS # 75-27-4.SEC	(Lot 13780)		+/-	150.9137	µg/mL	Unstressed
	Purity 98%			+/-	151.2720	µg/mL	Stressed
52	1,1,2,2-Tetrachloroethane		2,502.0 µg/mL	+/-	14.5468	µg/mL	Gravimetric
	CAS # 79-34-5.SEC	(Lot CFA4D-AQ)		+/-	150.9567	µg/mL	Unstressed
	Purity 99%			+/-	151.3151	µg/mL	Stressed
53	1,2,3-Trichloropropane		2,505.7 µg/mL	+/-	14.5682	µg/mL	Gravimetric
	CAS # 96-18-4.SEC	(Lot GUHZN)		+/-	151.1780	µg/mL	Unstressed
	Purity 99%			+/-	151.5369	µg/mL	Stressed
54	trans-1,4-Dichloro-2-butene		2,514.2 µg/mL	+/-	14.6177	µg/mL	Gravimetric
	CAS # 110-57-6.SEC	(Lot 100700-3)		+/-	151.6922	µg/mL	Unstressed
	Purity 98%			+/-	152.0524	µg/mL	Stressed
55	n-Propylbenzene		2,503.7 µg/mL	+/-	14.5565	µg/mL	Gravimetric
	CAS # 103-65-1.SEC	(Lot T2HFC)		+/-	151.0573	µg/mL	Unstressed
	Purity 99%			+/-	151.4159	µg/mL	Stressed

56	Bromobenzene		2,506.2	µg/mL	+/-	14.5711	µg/mL	Gravimetric
	CAS # 108-86-1.SEC	(Lot 2FUHG-EM)			+/-	151.2081	µg/mL	Unstressed
	Purity 99%				+/-	151.5671	µg/mL	Stressed
57	1,3,5-Trimethylbenzene		2,510.0	µg/mL	+/-	14.5934	µg/mL	Gravimetric
	CAS # 108-67-8.SEC	(Lot FGH02-CMLN)			+/-	151.4394	µg/mL	Unstressed
	Purity 99%				+/-	151.7990	µg/mL	Stressed
58	2-Chlorotoluene		2,504.7	µg/mL	+/-	14.5623	µg/mL	Gravimetric
	CAS # 95-49-8.SEC	(Lot SW8QG-AO)			+/-	151.1176	µg/mL	Unstressed
	Purity 99%				+/-	151.4764	µg/mL	Stressed
59	4-Chlorotoluene		2,509.2	µg/mL	+/-	14.5885	µg/mL	Gravimetric
	CAS # 106-43-4.SEC	(Lot P4XHJ-AO)			+/-	151.3891	µg/mL	Unstressed
	Purity 99%				+/-	151.7486	µg/mL	Stressed
60	tert-Butylbenzene		2,505.8	µg/mL	+/-	14.5691	µg/mL	Gravimetric
	CAS # 98-06-6.SEC	(Lot D6OHC)			+/-	151.1880	µg/mL	Unstressed
	Purity 99%				+/-	151.5470	µg/mL	Stressed
61	1,2,4-Trimethylbenzene		2,508.7	µg/mL	+/-	14.5856	µg/mL	Gravimetric
	CAS # 95-63-6.SEC	(Lot JMIYD)			+/-	151.3590	µg/mL	Unstressed
	Purity 99%				+/-	151.7183	µg/mL	Stressed
62	sec-Butylbenzene		2,504.7	µg/mL	+/-	14.5623	µg/mL	Gravimetric
	CAS # 135-98-8.SEC	(Lot OGN01-IMA)			+/-	151.1176	µg/mL	Unstressed
	Purity 99%				+/-	151.4764	µg/mL	Stressed
63	4-Isopropyltoluene (p-cymene)		2,500.3	µg/mL	+/-	14.5372	µg/mL	Gravimetric
	CAS # 99-87-6.SEC	(Lot 6628200)			+/-	150.8562	µg/mL	Unstressed
	Purity 99%				+/-	151.2143	µg/mL	Stressed
64	1,3-Dichlorobenzene		2,506.3	µg/mL	+/-	14.5720	µg/mL	Gravimetric
	CAS # 541-73-1.SEC	(Lot FMDFD)			+/-	151.2182	µg/mL	Unstressed
	Purity 99%				+/-	151.5772	µg/mL	Stressed
65	1,4-Dichlorobenzene		2,509.8	µg/mL	+/-	14.5924	µg/mL	Gravimetric
	CAS # 106-46-7.SEC	(Lot 4Y5DC)			+/-	151.4294	µg/mL	Unstressed
	Purity 99%				+/-	151.7889	µg/mL	Stressed
66	n-Butylbenzene		2,513.7	µg/mL	+/-	14.6147	µg/mL	Gravimetric
	CAS # 104-51-8.SEC	(Lot MMPGA)			+/-	151.6607	µg/mL	Unstressed
	Purity 99%				+/-	152.0207	µg/mL	Stressed
67	1,2-Dichlorobenzene		2,501.8	µg/mL	+/-	14.5459	µg/mL	Gravimetric
	CAS # 95-50-1.SEC	(Lot R6QDM)			+/-	150.9467	µg/mL	Unstressed
	Purity 99%				+/-	151.3051	µg/mL	Stressed
68	1,2-Dibromo-3-chloropropane		2,508.5	µg/mL	+/-	14.5845	µg/mL	Gravimetric
	CAS # 96-12-8.SEC	(Lot LC00408V)			+/-	151.3473	µg/mL	Unstressed
	Purity 98%				+/-	151.7066	µg/mL	Stressed
69	1,2,4-Trichlorobenzene		2,503.3	µg/mL	+/-	14.5546	µg/mL	Gravimetric
	CAS # 120-82-1.SEC	(Lot 3LYYC)			+/-	151.0372	µg/mL	Unstressed
	Purity 99%				+/-	151.3958	µg/mL	Stressed
70	Hexachlorobutadiene		2,504.4	µg/mL	+/-	14.5607	µg/mL	Gravimetric
	CAS # 87-68-3.SEC	(Lot 5526800)			+/-	151.1002	µg/mL	Unstressed
	Purity 97%				+/-	151.4590	µg/mL	Stressed
71	Naphthalene		2,503.3	µg/mL	+/-	14.5546	µg/mL	Gravimetric
	CAS # 91-20-3.SEC	(Lot 4KW3H-OO)			+/-	151.0372	µg/mL	Unstressed
	Purity 99%				+/-	151.3958	µg/mL	Stressed

72	1,2,3-Trichlorobenzene		2,512.2 µg/mL	+/-	14.6063	µg/mL	Gravimetric
	CAS # 87-61-6.SEC	(Lot A0043055)		+/-	151.5740	µg/mL	Unstressed
	Purity 98%			+/-	151.9338	µg/mL	Stressed

Solvent: P&T Methanol
CAS # 67-56-1
Purity 99%

Column:
60m x 0.25mm x 1.4µm
Rtx-502.2 (cat.#10916)

Carrier Gas:
helium-constant pressure 30 psi

Temp. Program:
40°C (hold 6 min.) to 240°C
@ 6°C/min. (hold 10 min.)

Inj. Temp:
200°C

Det. Temp:
250°C

Det. Type:
MSD

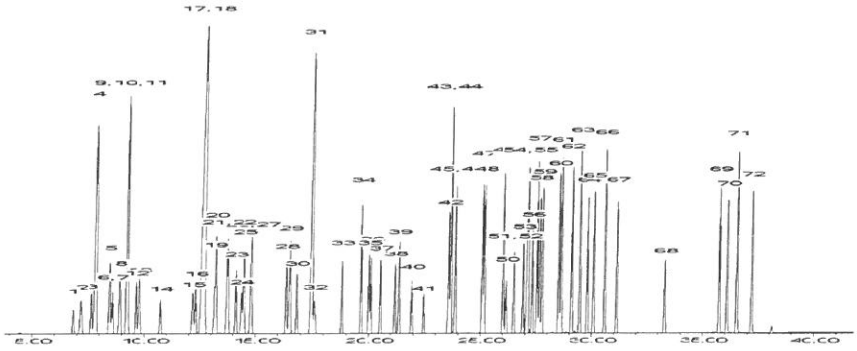

This chromatogram represents a general set of testing conditions chosen for product acceptance. For optimal results in your lab, conditions should be adjusted for your specific instrument, method, and application.

Brandon Reish - Mix Technician

Date Mixed: 17-Dec-2018 **Balance:** 1127510105

Diane Shaffer - Operations Tech-ARM QC

Date Passed: 21-Dec-2018

Manufactured under Restek's ISO 9001:2015 Registered Quality System Certificate #FM 80397

Reagent

VM571992S_00006

Rec: 9/9/19
VM571992S-00006

RESTEK® CERTIFIED REFERENCE MATERIAL

110 Benner Circle
Bellefonte, PA 16823-8812
Tel: (800)356-1688
Fax: (814)353-1309

www.restek.com

Certificate of Analysis

ACCREDITED
ISO 17034 Accredited
Reference Material Producer
Certificate #3222.01

ilac-MRA

ACCREDITED
ISO/IEC 17025 Accredited
Testing Laboratory
Certificate #3222.02

FOR LABORATORY USE ONLY-READ SDS PRIOR TO USE.

This Reference Material is intended for Laboratory Use Only as a standard for the qualitative and/or quantitative determination of the analyte(s) listed.

Catalog No. : 571992.SEC **Lot No.:** A0144202

Description : 8260 List 1 / Std #1 MegaMix (2017)

8260 List 1 / Std #1 MegaMix (2017) 1,250-62,500µg/mL, P&T Methanol, 1mL/ampul

Container Size : 2 mL **Pkg Amt:** > 1 mL

Expiration Date : June 30, 2021 **Storage:** 0°C or colder

CERTIFIED VALUES

Elution Order	Compound	Grav. Conc. (weight/volume)	Expanded Uncertainty (95% C.L.; K=2)	
1	Diethyl ether (ethyl ether) **CAS #** 60-29-7.SEC (Lot F23X068) **Purity** 98%	2,517.0 µg/mL	+/- 14.6339 µg/mL +/- 151.8598 µg/mL +/- 152.2203 µg/mL	Gravimetric Unstressed Stressed
2	1,1,2-Trichlorotrifluoroethane (CFC-113) **CAS #** 76-13-1.SEC (Lot 18342) **Purity** 99%	2,506.7 µg/mL	+/- 14.5740 µg/mL +/- 151.2383 µg/mL +/- 151.5974 µg/mL	Gravimetric Unstressed Stressed
3	1,1-Dichloroethene **CAS #** 75-35-4.SEC (Lot 7692300) **Purity** 99%	2,503.3 µg/mL	+/- 14.5546 µg/mL +/- 151.0372 µg/mL +/- 151.3958 µg/mL	Gravimetric Unstressed Stressed
4	tert-Butanol (TBA) **CAS #** 75-65-0.SEC (Lot XYXDO) **Purity** 98%	25,000.8 µg/mL	+/- 145.3491 µg/mL +/- 1,508.4071 µg/mL +/- 1,511.9883 µg/mL	Gravimetric Unstressed Stressed
5	Methyl acetate **CAS #** 79-20-9.SEC (Lot UCNEL) **Purity** 99%	5,002.3 µg/mL	+/- 29.0840 µg/mL +/- 301.8129 µg/mL +/- 302.5295 µg/mL	Gravimetric Unstressed Stressed
6	Iodomethane (methyl iodide) **CAS #** 74-88-4.SEC (Lot Y25A027) **Purity** 99%	2,503.5 µg/mL	+/- 14.5556 µg/mL +/- 151.0472 µg/mL +/- 151.4059 µg/mL	Gravimetric Unstressed Stressed
7	Allyl chloride (3-chloropropene) **CAS #** 107-05-1.SEC (Lot H3HGC) **Purity** 99%	2,511.7 µg/mL	+/- 14.6030 µg/mL +/- 151.5400 µg/mL +/- 151.8998 µg/mL	Gravimetric Unstressed Stressed

8	Methylene chloride (dichloromethane) **CAS #** 75-09-2.SEC (Lot FGM02) **Purity** 99%	2,506.7 µg/mL	+/- 14.5740 +/- 151.2383 +/- 151.5974	µg/mL µg/mL µg/mL	Gravimetric Unstressed Stressed
9	Carbon disulfide **CAS #** 75-15-0.SEC (Lot MKBL1376V) **Purity** 99%	2,500.7 µg/mL	+/- 14.5391 +/- 150.8763 +/- 151.2345	µg/mL µg/mL µg/mL	Gravimetric Unstressed Stressed
10	Acrylonitrile **CAS #** 107-13-1.SEC (Lot UERIL) **Purity** 99%	25,001.2 µg/mL	+/- 145.3513 +/- 1,508.4304 +/- 1,512.0117	µg/mL µg/mL µg/mL	Gravimetric Unstressed Stressed
11	Methyl-tert-butyl ether (MTBE) **CAS #** 1634-04-4.SEC (Lot ZHKYA) **Purity** 99%	2,501.5 µg/mL	+/- 14.5439 +/- 150.9266 +/- 151.2849	µg/mL µg/mL µg/mL	Gravimetric Unstressed Stressed
12	cis-1,2-Dichloroethene **CAS #** 156-59-2.SEC (Lot HGC01-BLKT) **Purity** 98%	2,501.3 µg/mL	+/- 14.5427 +/- 150.9137 +/- 151.2720	µg/mL µg/mL µg/mL	Gravimetric Unstressed Stressed
13	n-Hexane (C6) **CAS #** 110-54-3.SEC (Lot K24W001) **Purity** 97%	2,503.2 µg/mL	+/- 14.5541 +/- 151.0320 +/- 151.3905	µg/mL µg/mL µg/mL	Gravimetric Unstressed Stressed
14	1,1-Dichloroethane **CAS #** 75-34-3.SEC (Lot 5379000) **Purity** 99%	2,502.0 µg/mL	+/- 14.5468 +/- 150.9567 +/- 151.3151	µg/mL µg/mL µg/mL	Gravimetric Unstressed Stressed
15	2,2-Dichloropropane **CAS #** 594-20-7.SEC (Lot I7E8E) **Purity** 98%	2,503.2 µg/mL	+/- 14.5541 +/- 151.0320 +/- 151.3905	µg/mL µg/mL µg/mL	Gravimetric Unstressed Stressed
16	trans-1,2-Dichloroethene **CAS #** 156-60-5.SEC (Lot TS5UB) **Purity** 97%	2,501.0 µg/mL	+/- 14.5409 +/- 150.8954 +/- 151.2537	µg/mL µg/mL µg/mL	Gravimetric Unstressed Stressed
17	Isobutanol (2-Methyl-1-propanol) **CAS #** 78-83-1.SEC (Lot PH2XK) **Purity** 99%	62,508.3 µg/mL	+/- 363.4098 +/- 3,771.4029 +/- 3,780.3569	µg/mL µg/mL µg/mL	Gravimetric Unstressed Stressed
18	Chloroform **CAS #** 67-66-3.SEC (Lot 1297547) **Purity** 99%	2,500.5 µg/mL	+/- 14.5381 +/- 150.8662 +/- 151.2244	µg/mL µg/mL µg/mL	Gravimetric Unstressed Stressed
19	Bromochloromethane **CAS #** 74-97-5.SEC (Lot 5670200) **Purity** 99%	2,507.0 µg/mL	+/- 14.5759 +/- 151.2584 +/- 151.6175	µg/mL µg/mL µg/mL	Gravimetric Unstressed Stressed
20	Tetrahydrofuran **CAS #** 109-99-9.SEC (Lot 8DAOJ) **Purity** 99%	5,006.7 µg/mL	+/- 29.1092 +/- 302.0744 +/- 302.7916	µg/mL µg/mL µg/mL	Gravimetric Unstressed Stressed
21	1,1,1-Trichloroethane **CAS #** 71-55-6.SEC (Lot 7998000) **Purity** 99%	2,507.7 µg/mL	+/- 14.5798 +/- 151.2986 +/- 151.6579	µg/mL µg/mL µg/mL	Gravimetric Unstressed Stressed
22	Cyclohexane **CAS #** 110-82-7.SEC (Lot YADRA) **Purity** 99%	2,508.0 µg/mL	+/- 14.5817 +/- 151.3188 +/- 151.6780	µg/mL µg/mL µg/mL	Gravimetric Unstressed Stressed
23	1,1-Dichloropropene **CAS #** 563-58-6.SEC (Lot 5221100) **Purity** 96%	2,502.4 µg/mL	+/- 14.5492 +/- 150.9809 +/- 151.3393	µg/mL µg/mL µg/mL	Gravimetric Unstressed Stressed

24	Carbon tetrachloride		2,510.3	µg/mL	+/-	14.5953	µg/mL	Gravimetric
	CAS # 56-23-5.SEC	(Lot 11466)			+/-	151.4595	µg/mL	Unstressed
	Purity 99%				+/-	151.8191	µg/mL	Stressed
25	n-Heptane (C7)		2,511.8	µg/mL	+/-	14.6040	µg/mL	Gravimetric
	CAS # 142-82-5.SEC	(Lot TFHUC)			+/-	151.5500	µg/mL	Unstressed
	Purity 99%				+/-	151.9098	µg/mL	Stressed
26	1,2-Dichloroethane		2,501.3	µg/mL	+/-	14.5430	µg/mL	Gravimetric
	CAS # 107-06-2.SEC	(Lot FO6PK)			+/-	150.9165	µg/mL	Unstressed
	Purity 99%				+/-	151.2748	µg/mL	Stressed
27	Benzene		2,504.8	µg/mL	+/-	14.5633	µg/mL	Gravimetric
	CAS # 71-43-2.SEC	(Lot B28Y008)			+/-	151.1277	µg/mL	Unstressed
	Purity 99%				+/-	151.4865	µg/mL	Stressed
28	Trichloroethene		2,508.7	µg/mL	+/-	14.5856	µg/mL	Gravimetric
	CAS # 79-01-6.SEC	(Lot H04X050)			+/-	151.3590	µg/mL	Unstressed
	Purity 99%				+/-	151.7183	µg/mL	Stressed
29	Methylcyclohexane		2,504.5	µg/mL	+/-	14.5614	µg/mL	Gravimetric
	CAS # 108-87-2.SEC	(Lot Q02QG)			+/-	151.1076	µg/mL	Unstressed
	Purity 99%				+/-	151.4663	µg/mL	Stressed
30	1,2-Dichloropropane		2,504.0	µg/mL	+/-	14.5585	µg/mL	Gravimetric
	CAS # 78-87-5.SEC	(Lot ERRBI-RH)			+/-	151.0774	µg/mL	Unstressed
	Purity 99%				+/-	151.4361	µg/mL	Stressed
31	1,4-Dioxane		50,008.0	µg/mL	+/-	290.7356	µg/mL	Gravimetric
	CAS # 123-91-1.SEC	(Lot YVP2C)			+/-	3,017.2028	µg/mL	Unstressed
	Purity 99%				+/-	3,024.3661	µg/mL	Stressed
32	Dibromomethane		2,509.5	µg/mL	+/-	14.5904	µg/mL	Gravimetric
	CAS # 74-95-3.SEC	(Lot FGI01-OICH)			+/-	151.4093	µg/mL	Unstressed
	Purity 99%				+/-	151.7687	µg/mL	Stressed
33	cis-1,3-Dichloropropene		2,502.0	µg/mL	+/-	14.5468	µg/mL	Gravimetric
	CAS # 10061-01-5.SEC	(Lot 487OA)			+/-	150.9567	µg/mL	Unstressed
	Purity 99%				+/-	151.3151	µg/mL	Stressed
34	Toluene		2,501.5	µg/mL	+/-	14.5439	µg/mL	Gravimetric
	CAS # 108-88-3.SEC	(Lot YND2B-BD)			+/-	150.9266	µg/mL	Unstressed
	Purity 99%				+/-	151.2849	µg/mL	Stressed
35	Ethyl methacrylate		2,508.8	µg/mL	+/-	14.5866	µg/mL	Gravimetric
	CAS # 97-63-2.SEC	(Lot MLWYK-LS)			+/-	151.3690	µg/mL	Unstressed
	Purity 99%				+/-	151.7284	µg/mL	Stressed
36	trans-1,3-Dichloropropene		2,502.9	µg/mL	+/-	14.5520	µg/mL	Gravimetric
	CAS # 10061-02-6.SEC	(Lot ZDMSL)			+/-	151.0098	µg/mL	Unstressed
	Purity 96%				+/-	151.3684	µg/mL	Stressed
37	1,1,2-Trichloroethane		2,502.5	µg/mL	+/-	14.5498	µg/mL	Gravimetric
	CAS # 79-00-5.SEC	(Lot 7871500)			+/-	150.9869	µg/mL	Unstressed
	Purity 99%				+/-	151.3454	µg/mL	Stressed
38	1,3-Dichloropropane		2,502.7	µg/mL	+/-	14.5507	µg/mL	Gravimetric
	CAS # 142-28-9.SEC	(Lot AGN01-EFPC)			+/-	150.9970	µg/mL	Unstressed
	Purity 99%				+/-	151.3555	µg/mL	Stressed
39	Tetrachloroethene		2,505.0	µg/mL	+/-	14.5643	µg/mL	Gravimetric
	CAS # 127-18-4.SEC	(Lot F09W014)			+/-	151.1378	µg/mL	Unstressed
	Purity 99%				+/-	151.4966	µg/mL	Stressed

40	Dibromochloromethane **CAS #** 124-48-1.SEC **Purity** 97%	(Lot 10206360)	2,502.4 µg/mL	+/- 14.5494 +/- 150.9832 +/- 151.3417	µg/mL µg/mL µg/mL	Gravimetric Unstressed Stressed
41	1,2-Dibromoethane (EDB) **CAS #** 106-93-4.SEC **Purity** 99%	(Lot 3505900)	2,503.3 µg/mL	+/- 14.5546 +/- 151.0372 +/- 151.3958	µg/mL µg/mL µg/mL	Gravimetric Unstressed Stressed
42	Chlorobenzene **CAS #** 108-90-7.SEC **Purity** 99%	(Lot 1161936)	2,504.8 µg/mL	+/- 14.5633 +/- 151.1277 +/- 151.4865	µg/mL µg/mL µg/mL	Gravimetric Unstressed Stressed
43	m-Xylene **CAS #** 108-38-3.SEC **Purity** 99%	(Lot OUKMG-GB)	1,251.7 µg/mL	+/- 7.2941 +/- 75.5202 +/- 75.6995	µg/mL µg/mL µg/mL	Gravimetric Unstressed Stressed
44	p-Xylene **CAS #** 106-42-3.SEC **Purity** 99%	(Lot GM01)	1,253.7 µg/mL	+/- 7.3058 +/- 75.6409 +/- 75.8205	µg/mL µg/mL µg/mL	Gravimetric Unstressed Stressed
45	Ethylbenzene **CAS #** 100-41-4.SEC **Purity** 99%	(Lot PI4SE)	2,503.5 µg/mL	+/- 14.5556 +/- 151.0472 +/- 151.4059	µg/mL µg/mL µg/mL	Gravimetric Unstressed Stressed
46	1,1,1,2-Tetrachloroethane **CAS #** 630-20-6.SEC **Purity** 99%	(Lot GC01)	2,506.7 µg/mL	+/- 14.5740 +/- 151.2383 +/- 151.5974	µg/mL µg/mL µg/mL	Gravimetric Unstressed Stressed
47	o-Xylene **CAS #** 95-47-6.SEC **Purity** 99%	(Lot FGL01)	2,504.2 µg/mL	+/- 14.5594 +/- 151.0875 +/- 151.4462	µg/mL µg/mL µg/mL	Gravimetric Unstressed Stressed
48	Styrene **CAS #** 100-42-5.SEC **Purity** 99%	(Lot OFIOL-IA)	2,507.2 µg/mL	+/- 14.5769 +/- 151.2685 +/- 151.6276	µg/mL µg/mL µg/mL	Gravimetric Unstressed Stressed
49	Isopropylbenzene (cumene) **CAS #** 98-82-8.SEC **Purity** 99%	(Lot 2PHXG-IH)	2,505.2 µg/mL	+/- 14.5653 +/- 151.1478 +/- 151.5067	µg/mL µg/mL µg/mL	Gravimetric Unstressed Stressed
50	Bromoform **CAS #** 75-25-2.SEC **Purity** 97%	(Lot 5461400)	2,500.5 µg/mL	+/- 14.5381 +/- 150.8661 +/- 151.2243	µg/mL µg/mL µg/mL	Gravimetric Unstressed Stressed
51	Bromodichloromethane **CAS #** 75-27-4.SEC **Purity** 98%	(Lot 13780)	2,501.3 µg/mL	+/- 14.5427 +/- 150.9137 +/- 151.2720	µg/mL µg/mL µg/mL	Gravimetric Unstressed Stressed
52	1,1,2,2-Tetrachloroethane **CAS #** 79-34-5.SEC **Purity** 99%	(Lot CFA4D-AQ)	2,502.0 µg/mL	+/- 14.5468 +/- 150.9567 +/- 151.3151	µg/mL µg/mL µg/mL	Gravimetric Unstressed Stressed
53	1,2,3-Trichloropropane **CAS #** 96-18-4.SEC **Purity** 99%	(Lot GUHZN)	2,505.7 µg/mL	+/- 14.5682 +/- 151.1780 +/- 151.5369	µg/mL µg/mL µg/mL	Gravimetric Unstressed Stressed
54	trans-1,4-Dichloro-2-butene **CAS #** 110-57-6.SEC **Purity** 98%	(Lot 100700-3)	2,514.2 µg/mL	+/- 14.6177 +/- 151.6922 +/- 152.0524	µg/mL µg/mL µg/mL	Gravimetric Unstressed Stressed
55	n-Propylbenzene **CAS #** 103-65-1.SEC **Purity** 99%	(Lot T2HFC)	2,503.7 µg/mL	+/- 14.5565 +/- 151.0573 +/- 151.4159	µg/mL µg/mL µg/mL	Gravimetric Unstressed Stressed

56	Bromobenzene		2,506.2 µg/mL	+/- 14.5711	µg/mL	Gravimetric
	CAS # 108-86-1.SEC	(Lot 2FUHG-EM)		+/- 151.2081	µg/mL	Unstressed
	Purity 99%			+/- 151.5671	µg/mL	Stressed
57	1,3,5-Trimethylbenzene		2,510.0 µg/mL	+/- 14.5934	µg/mL	Gravimetric
	CAS # 108-67-8.SEC	(Lot FGH02-CMLN)		+/- 151.4394	µg/mL	Unstressed
	Purity 99%			+/- 151.7990	µg/mL	Stressed
58	2-Chlorotoluene		2,504.7 µg/mL	+/- 14.5623	µg/mL	Gravimetric
	CAS # 95-49-8.SEC	(Lot SW8QG-AO)		+/- 151.1176	µg/mL	Unstressed
	Purity 99%			+/- 151.4764	µg/mL	Stressed
59	4-Chlorotoluene		2,509.2 µg/mL	+/- 14.5885	µg/mL	Gravimetric
	CAS # 106-43-4.SEC	(Lot P4XHJ-AO)		+/- 151.3891	µg/mL	Unstressed
	Purity 99%			+/- 151.7486	µg/mL	Stressed
60	tert-Butylbenzene		2,505.8 µg/mL	+/- 14.5691	µg/mL	Gravimetric
	CAS # 98-06-6.SEC	(Lot D6OHC)		+/- 151.1880	µg/mL	Unstressed
	Purity 99%			+/- 151.5470	µg/mL	Stressed
61	1,2,4-Trimethylbenzene		2,508.7 µg/mL	+/- 14.5856	µg/mL	Gravimetric
	CAS # 95-63-6.SEC	(Lot JMIYD)		+/- 151.3590	µg/mL	Unstressed
	Purity 99%			+/- 151.7183	µg/mL	Stressed
62	sec-Butylbenzene		2,504.7 µg/mL	+/- 14.5623	µg/mL	Gravimetric
	CAS # 135-98-8.SEC	(Lot OGN01-IMA)		+/- 151.1176	µg/mL	Unstressed
	Purity 99%			+/- 151.4764	µg/mL	Stressed
63	4-Isopropyltoluene (p-cymene)		2,500.3 µg/mL	+/- 14.5372	µg/mL	Gravimetric
	CAS # 99-87-6.SEC	(Lot 6628200)		+/- 150.8562	µg/mL	Unstressed
	Purity 99%			+/- 151.2143	µg/mL	Stressed
64	1,3-Dichlorobenzene		2,506.3 µg/mL	+/- 14.5720	µg/mL	Gravimetric
	CAS # 541-73-1.SEC	(Lot FMDFD)		+/- 151.2182	µg/mL	Unstressed
	Purity 99%			+/- 151.5772	µg/mL	Stressed
65	1,4-Dichlorobenzene		2,509.8 µg/mL	+/- 14.5924	µg/mL	Gravimetric
	CAS # 106-46-7.SEC	(Lot 4Y5DC)		+/- 151.4294	µg/mL	Unstressed
	Purity 99%			+/- 151.7889	µg/mL	Stressed
66	n-Butylbenzene		2,513.7 µg/mL	+/- 14.6147	µg/mL	Gravimetric
	CAS # 104-51-8.SEC	(Lot MMPGA)		+/- 151.6607	µg/mL	Unstressed
	Purity 99%			+/- 152.0207	µg/mL	Stressed
67	1,2-Dichlorobenzene		2,501.8 µg/mL	+/- 14.5459	µg/mL	Gravimetric
	CAS # 95-50-1.SEC	(Lot R6QDM)		+/- 150.9467	µg/mL	Unstressed
	Purity 99%			+/- 151.3051	µg/mL	Stressed
68	1,2-Dibromo-3-chloropropane		2,508.5 µg/mL	+/- 14.5845	µg/mL	Gravimetric
	CAS # 96-12-8.SEC	(Lot LC00408V)		+/- 151.3473	µg/mL	Unstressed
	Purity 98%			+/- 151.7066	µg/mL	Stressed
69	1,2,4-Trichlorobenzene		2,503.3 µg/mL	+/- 14.5546	µg/mL	Gravimetric
	CAS # 120-82-1.SEC	(Lot 3LYYC)		+/- 151.0372	µg/mL	Unstressed
	Purity 99%			+/- 151.3958	µg/mL	Stressed
70	Hexachlorobutadiene		2,504.4 µg/mL	+/- 14.5607	µg/mL	Gravimetric
	CAS # 87-68-3.SEC	(Lot 5526800)		+/- 151.1002	µg/mL	Unstressed
	Purity 97%			+/- 151.4590	µg/mL	Stressed
71	Naphthalene		2,503.3 µg/mL	+/- 14.5546	µg/mL	Gravimetric
	CAS # 91-20-3.SEC	(Lot 4KW3H-OO)		+/- 151.0372	µg/mL	Unstressed
	Purity 99%			+/- 151.3958	µg/mL	Stressed

72	1,2,3-Trichlorobenzene		2,512.2 µg/mL	+/-	14.6063	µg/mL	Gravimetric
	CAS # 87-61-6.SEC	(Lot A0043055)		+/-	151.5740	µg/mL	Unstressed
	Purity 98%			+/-	151.9338	µg/mL	Stressed

Solvent: P&T Methanol
CAS # 67-56-1
Purity 99%

Column:
60m x 0.25mm x 1.4µm
Rtx-502.2 (cat.#10916)

Carrier Gas:
helium-constant pressure 30 psi

Temp. Program:
40°C (hold 6 min.) to 240°C
@ 6°C/min. (hold 10 min.)

Inj. Temp:
200°C

Det. Temp:
250°C

Det. Type:
MSD

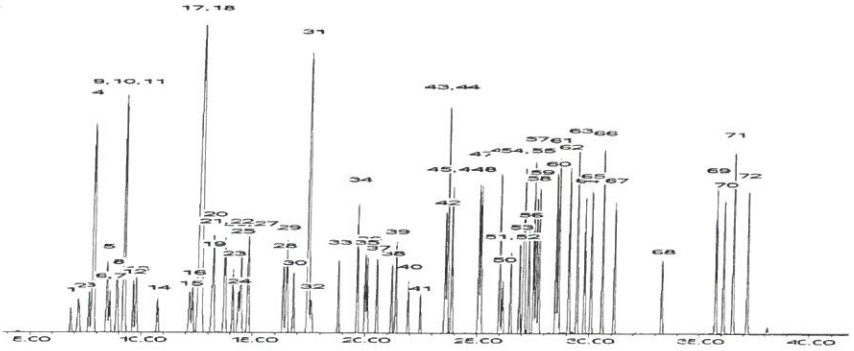

This chromatogram represents a general set of testing conditions chosen for product acceptance. For optimal results in your lab, conditions should be adjusted for your specific instrument, method, and application.

Brandon Reish - Mix Technician

Date Mixed: 17-Dec-2018 **Balance:** 1127510105

Diane Shaffer - Operations Tech-ARM QC

Date Passed: 21-Dec-2018

Manufactured under Restek's ISO 9001:2015 Registered Quality System Certificate #FM 80397

Reagent

VM571993_00003

VM571993-00003 Rec: 12/4/18

RESTEK®
110 Benner Circle
Bellefonte, PA 16823-8812
Tel: (800)356-1688
Fax: (814)353-1309

www.restek.com

CERTIFIED REFERENCE MATERIAL

Certificate of Analysis

ACCREDITED
ISO 17034 Accredited
Reference Material Producer
Certificate #3222.01

ACCREDITED
ISO/IEC 17025 Accredited
Testing Laboratory
Certificate #3222.02

FOR LABORATORY USE ONLY-READ SDS PRIOR TO USE.

This Reference Material is intended for Laboratory Use Only as a standard for the qualitative and/or quantitative determination of the analyte(s) listed.

Catalog No. : 571993 **Lot No.:** A0139911

Description : 8260 List 3/ Std#1 Polar Additions (2017)

8260 List 3/ Std#1 Polar Additions (2017) 2,500-25,000µg/mL, P&T Methanol, 1mL/ampul

Container Size : 2 mL **Pkg Amt:** > 1 mL

Expiration Date : July 31, 2020 **Storage:** 0°C or colder

CERTIFIED VALUES

Elution Order	Compound		Grav. Conc. (weight/volume)	Expanded Uncertainty (95% C.L.; K=2)			
1	Acetonitrile		25,212.5 µg/mL	+/-	147.6247	µg/mL	Gravimetric
	CAS # 75-05-8	(Lot SHBH6233)		+/-	1,247.3304	µg/mL	Unstressed
	Purity 99%			+/-	1,278.3404	µg/mL	Stressed
2	Diisopropyl ether (DIPE)		2,525.0 µg/mL	+/-	14.8181	µg/mL	Gravimetric
	CAS # 108-20-3	(Lot SHBC0391V)		+/-	124.9226	µg/mL	Unstressed
	Purity 99%			+/-	128.0281	µg/mL	Stressed
3	Ethyl-tert-butyl ether (ETBE)		2,518.5 µg/mL	+/-	14.7800	µg/mL	Gravimetric
	CAS # 637-92-3	(Lot MKCC2702)		+/-	124.6010	µg/mL	Unstressed
	Purity 99%			+/-	127.6985	µg/mL	Stressed
4	Propionitrile		25,227.5 µg/mL	+/-	147.7126	µg/mL	Gravimetric
	CAS # 107-12-0	(Lot BCBV8545)		+/-	1,248.0725	µg/mL	Unstressed
	Purity 99%			+/-	1,279.1009	µg/mL	Stressed
5	tert-Amyl alcohol		25,152.5 µg/mL	+/-	147.2734	µg/mL	Gravimetric
	CAS # 75-85-4	(Lot STBB1898V)		+/-	1,244.3621	µg/mL	Unstressed
	Purity 99%			+/-	1,275.2982	µg/mL	Stressed
6	tert-Amyl methyl ether (TAME)		2,525.0 µg/mL	+/-	14.8181	µg/mL	Gravimetric
	CAS # 994-05-8	(Lot HMBF8365V)		+/-	124.9226	µg/mL	Unstressed
	Purity 99%			+/-	128.0281	µg/mL	Stressed

Reagent

VM571993S_00005

VM571993S-00005 RCC: 12/4/18

RESTEK® CERTIFIED REFERENCE MATERIAL

110 Benner Circle
Bellefonte, PA 16823-8812
Tel: (800)356-1688
Fax: (814)353-1309

www.restek.com

ACCREDITED
ISO 17034 Accredited
Reference Material Producer
Certificate #3222.01

ACCREDITED
ISO/IEC 17025 Accredited
Testing Laboratory
Certificate #3222.02

Certificate of Analysis

FOR LABORATORY USE ONLY-READ SDS PRIOR TO USE.

This Reference Material is intended for Laboratory Use Only as a standard for the qualitative and/or quantitative determination of the analyte(s) listed.

Catalog No. : 571993.SEC **Lot No.:** A0139245

Description : 8260 List 3/ Std#1 Polar Additions (2017)

8260 List 3/ Std#1 Polar Additions (2017) 2,500-25,000µg/mL, P&T Methanol, 1mL/ampul

Container Size : 2 mL **Pkg Amt:** > 1 mL

Expiration Date : June 30, 2020 **Storage:** 0°C or colder

CERTIFIED VALUES

Elution Order	Compound	Grav. Conc. (weight/volume)	Expanded Uncertainty (95% C.L.; K=2)		
1	Acetonitrile	25,059.0 µg/mL	+/- 146.7260	µg/mL	Gravimetric
	CAS # 75-05-8.SEC (Lot 7KGDA)		+/- 1,239.7364	µg/mL	Unstressed
	Purity 99%		+/- 1,270.5575	µg/mL	Stressed
2	Diisopropyl ether (DIPE)	2,518.6 µg/mL	+/- 14.7806	µg/mL	Gravimetric
	CAS # 108-20-3.SEC (Lot LL7TN-SH)		+/- 124.6059	µg/mL	Unstressed
	Purity 98%		+/- 127.7036	µg/mL	Stressed
3	Ethyl-tert-butyl ether (ETBE)	2,508.0 µg/mL	+/- 14.7183	µg/mL	Gravimetric
	CAS # 637-92-3.SEC (Lot MHBJG-QK)		+/- 124.0815	µg/mL	Unstressed
	Purity 99%		+/- 127.1661	µg/mL	Stressed
4	Propionitrile	25,069.0 µg/mL	+/- 146.7845	µg/mL	Gravimetric
	CAS # 107-12-0.SEC (Lot SASVN)		+/- 1,240.2311	µg/mL	Unstressed
	Purity 99%		+/- 1,271.0646	µg/mL	Stressed
5	tert-Amyl alcohol	25,008.0 µg/mL	+/- 146.4273	µg/mL	Gravimetric
	CAS # 75-85-4.SEC (Lot MMGO1)		+/- 1,237.2133	µg/mL	Unstressed
	Purity 99%		+/- 1,267.9717	µg/mL	Stressed
6	tert-Amyl methyl ether (TAME)	2,501.0 µg/mL	+/- 14.6770	µg/mL	Gravimetric
	CAS # 994-05-8.SEC (Lot 7375800)		+/- 123.7332	µg/mL	Unstressed
	Purity 98%		+/- 126.8091	µg/mL	Stressed

Method 8260B

Volatile Organic Compounds (GC/MS) by Method 8260B

FORM II
GC/MS VOA SURROGATE RECOVERY

Lab Name: Eurofins TestAmerica, Canton Job No.: 240-123986-1

SDG No.:

Matrix: Solid Level: Low

GC Column (1): DB-624 ID: 0.18(mm)

Client Sample ID	Lab Sample ID	DBFM #	DCA #	TOL #	BFB #
E-SB-1798-6-8	240-123986-2	84	76	84	85
E-SB-1799-2-4	240-123986-3	90	77	98	109
E-SB-1795-2-3	240-123986-4	88	76	94	99
E-SB-1793-12-14	240-123986-5	77	84	93	85
E-SB-1794-12-14	240-123986-6	74	84	85	98
E-SB-1797-8-10	240-123986-7	76	83	85	96
	MB 240-417294/8	78	69	80	81
	MB 240-417546/7	78	84	89	100
	LCS 240-417294/5	83	71	86	81
	LCS 240-417294/6	88	78	91	91
	LCS 240-417546/6	78	78	91	104
E-SB-1795-2-3 MS	240-123986-4 MS	84	70	87	92
	240-124077-C-5-B MS	82	86	127 X *	62 *
E-SB-1795-2-3 MSD	240-123986-4 MSD	86	75	87	89
	240-124077-C-5-C MSD	81	85	109	71

	QC LIMITS
DBFM = Dibromofluoromethane (Surr)	56-122
DCA = 1,2-Dichloroethane-d4 (Surr)	59-120
TOL = Toluene-d8 (Surr)	64-124
BFB = 4-Bromofluorobenzene (Surr)	51-127

Column to be used to flag recovery values

FORM II 8260B

FORM II
GC/MS VOA SURROGATE RECOVERY

Lab Name: Eurofins TestAmerica, Canton Job No.: 240-123986-1

SDG No.:

Matrix: Water Level: Low

GC Column (1): DB-624 ID: 0.18(mm)

Client Sample ID	Lab Sample ID	DBFM #	DCA #	TOL #	BFB #
TB-121619	240-123986-1	92	88	106	90
	MB 240-417275/6	93	91	105	89
	LCS 240-417275/5	96	89	104	90
	LCS 240-417275/7	83	80	94	81
	240-123869-C-5 MS	92	83	103	87
	240-123869-C-5 MSD	92	83	101	89

	QC LIMITS
DBFM = Dibromofluoromethane (Surr)	78-129
DCA = 1,2-Dichloroethane-d4 (Surr)	75-130
TOL = Toluene-d8 (Surr)	69-122
BFB = 4-Bromofluorobenzene (Surr)	47-134

Column to be used to flag recovery values

FORM II 8260B

FORM III
GC/MS VOA LAB CONTROL SAMPLE RECOVERY

Lab Name: Eurofins TestAmerica, Canton Job No.: 240-123986-1

SDG No.:

Matrix: Water Level: Low Lab File ID: 181735.D

Lab ID: LCS 240-417275/5 Client ID:

COMPOUND	SPIKE ADDED (ug/L)	LCS CONCENTRATION (ug/L)	LCS % REC	QC LIMITS REC	#
1,1,1,2-Tetrachloroethane	50.0	51.0	102	77-120	
1,1-Dichloropropene	50.0	43.9	88	78-120	
1,1-Dichloroethane	50.0	44.8	90	74-126	
1,2,3-Trichlorobenzene	50.0	53.2	106	42-126	
1,2,3-Trichloropropane	50.0	57.7	115	57-137	
1,2-Dichloroethane	50.0	51.3	103	66-129	
1,1-Dichloroethene	50.0	46.6	93	73-129	
1,2-Dichloropropane	50.0	48.5	97	79-127	
1,2,4-Trimethylbenzene	50.0	46.2	92	66-129	
2-Hexanone	100	117	117	43-142	
1,1,2,2-Tetrachloroethane	50.0	53.0	106	45-151	
Acetone	100	127	127	33-155	
Benzene	50.0	47.3	95	77-123	
Bromoform	50.0	51.9	104	47-133	
Bromomethane	20.0	13.9	70	48-144	
Carbon disulfide	50.0	43.1	86	67-127	
Carbon tetrachloride	50.0	41.6	83	61-142	
1,1,1-Trichloroethane	50.0	42.0	84	65-141	
Chlorobenzene	50.0	50.4	101	80-120	
1,3-Dichloropropane	50.0	54.7	109	74-122	
Chloroethane	20.0	14.8	74	41-147	
1,2-Dibromo-3-Chloropropane	50.0	53.4	107	34-136	
Chloroform	50.0	46.3	93	74-127	
Chloromethane	20.0	11.0	55	46-148	
cis-1,2-Dichloroethene	50.0	48.4	97	75-124	
cis-1,3-Dichloropropene	50.0	48.6	97	68-128	
Bromodichloromethane	50.0	48.5	97	73-122	
1,1,2-Trichlorotrifluoroethane	50.0	45.8	92	54-148	
Dichlorodifluoromethane	20.0	13.2	66	35-137	
1,2,4-Trichlorobenzene	50.0	51.3	103	47-120	
Ethylbenzene	50.0	49.8	100	80-120	
1,2-Dibromoethane	50.0	56.7	113	73-120	
2,2-Dichloropropane	50.0	39.7	79	67-137	
1,2-Dichlorobenzene	50.0	49.5	99	74-120	
1,3-Dichlorobenzene	50.0	48.4	97	74-120	
1,4-Dichlorobenzene	50.0	48.6	97	75-120	
2-Chloroethyl vinyl ether	50.0	39.3	79	29-146	
Isopropylbenzene	50.0	50.6	101	73-123	
2-Chlorotoluene	50.0	47.0	94	73-126	
2-Butanone (MEK)	100	113	113	41-151	
4-Methyl-2-pentanone (MIBK)	100	114	114	43-145	
Bromobenzene	50.0	50.7	101	77-120	

Column to be used to flag recovery and RPD values

FORM III 8260B

FORM III
GC/MS VOA LAB CONTROL SAMPLE RECOVERY

Lab Name: Eurofins TestAmerica, Canton Job No.: 240-123986-1

SDG No.:

Matrix: Water Level: Low Lab File ID: 181735.D

Lab ID: LCS 240-417275/5 Client ID:

COMPOUND	SPIKE ADDED (ug/L)	LCS CONCENTRATION (ug/L)	LCS % REC	QC LIMITS REC	#
Methyl tert-butyl ether	50.0	42.8	86	57-127	
Bromochloromethane	50.0	52.0	104	70-128	
Methylene Chloride	50.0	45.9	92	63-134	
4-Chlorotoluene	50.0	47.7	95	73-126	
Styrene	50.0	50.7	101	75-121	
4-Isopropyltoluene	50.0	45.8	92	66-127	
m-Xylene & p-Xylene	50.0	49.3	99	79-121	
o-Xylene	50.0	50.2	100	75-123	
Tetrachloroethene	50.0	53.5	107	70-125	
Hexachlorobutadiene	50.0	50.7	101	40-120	
Toluene	50.0	48.5	97	79-122	
Dibromomethane	50.0	55.6	111	67-121	
trans-1,2-Dichloroethene	50.0	48.0	96	74-130	
Naphthalene	50.0	51.6	103	28-130	
trans-1,3-Dichloropropene	50.0	47.7	95	64-120	
n-Butylbenzene	50.0	44.8	90	54-129	
Trichloroethene	50.0	50.5	101	71-121	
N-Propylbenzene	50.0	46.0	92	67-130	
Trichlorofluoromethane	20.0	13.8	69	52-148	
sec-Butylbenzene	50.0	45.6	91	60-131	
Vinyl chloride	20.0	15.1	76	61-134	
tert-Butylbenzene	50.0	45.0	90	63-126	
Vinyl acetate	50.0	48.3	97	44-160	
Xylenes, Total	100	99.5	100	78-122	
tert-Butyl alcohol	500	570	114	15-169	

Column to be used to flag recovery and RPD values

FORM III 8260B

FORM III
GC/MS VOA LAB CONTROL SAMPLE RECOVERY

Lab Name: Eurofins TestAmerica, Canton Job No.: 240-123986-1

SDG No.:

Matrix: Solid Level: Low Lab File ID: 1423268.D

Lab ID: LCS 240-417294/5 Client ID:

COMPOUND	SPIKE ADDED (ug/Kg)	LCS CONCENTRATION (ug/Kg)	LCS % REC	QC LIMITS REC	#
1,1,1,2-Tetrachloroethane	50.0	48.1	96	72-120	
1,1-Dichloropropene	50.0	46.1	92	69-120	
1,1-Dichloroethane	50.0	42.4	85	69-120	
1,2,3-Trichlorobenzene	50.0	44.5	89	55-124	
1,2,3-Trichloropropane	50.0	42.6	85	68-130	
1,2-Dichloroethane	50.0	40.0	80	66-120	
1,1-Dichloroethene	50.0	45.6	91	48-140	
1,2-Dichloropropane	50.0	44.1	88	77-120	
1,2,4-Trimethylbenzene	50.0	44.9	90	69-122	
2-Hexanone	100	72.9	73	54-135	
1,1,2,2-Tetrachloroethane	50.0	44.2	88	61-134	
Acetone	100	60.6	61	47-157	
Benzene	50.0	46.2	92	75-120	
Bromoform	50.0	55.8	112	44-131	
Bromomethane	20.0	18.7	93	10-158	
Carbon disulfide	50.0	41.5	83	33-144	
Carbon tetrachloride	50.0	43.3	87	54-130	
1,1,1-Trichloroethane	50.0	44.1	88	60-126	
Chlorobenzene	50.0	47.2	94	79-120	
1,3-Dichloropropane	50.0	45.4	91	76-120	
Chloroethane	20.0	15.9	79	10-159	
1,2-Dibromo-3-Chloropropane	50.0	49.1	98	35-137	
Chloroform	50.0	44.2	88	74-120	
Chloromethane	20.0	12.8	64	40-127	
cis-1,2-Dichloroethene	50.0	47.4	95	76-120	
cis-1,3-Dichloropropene	50.0	45.8	92	62-124	
Bromodichloromethane	50.0	48.1	96	63-121	
1,1,2-Trichlorotrifluoroethane	50.0	39.4	79	58-144	
Dichlorodifluoromethane	20.0	13.7	69	18-137	
1,2,4-Trichlorobenzene	50.0	44.2	88	56-120	
Ethylbenzene	50.0	47.4	95	75-120	
1,2-Dibromoethane	50.0	47.1	94	73-126	
2,2-Dichloropropane	50.0	42.2	84	47-131	
1,2-Dichlorobenzene	50.0	45.0	90	74-120	
1,3-Dichlorobenzene	50.0	46.3	93	74-120	
1,4-Dichlorobenzene	50.0	46.2	92	74-120	
2-Chloroethyl vinyl ether	50.0	37.2 J	74	36-132	
Isopropylbenzene	50.0	49.3	99	74-120	
2-Chlorotoluene	50.0	48.2	96	72-121	
2-Butanone (MEK)	100	70.2	70	61-131	
4-Methyl-2-pentanone (MIBK)	100	72.0	72	56-124	
Bromobenzene	50.0	49.1	98	73-120	

Column to be used to flag recovery and RPD values

FORM III 8260B

FORM III
GC/MS VOA LAB CONTROL SAMPLE RECOVERY

Lab Name: Eurofins TestAmerica, Canton Job No.: 240-123986-1

SDG No.:

Matrix: Solid Level: Low Lab File ID: 1423268.D

Lab ID: LCS 240-417294/5 Client ID:

COMPOUND	SPIKE ADDED (ug/Kg)	LCS CONCENTRATION (ug/Kg)	LCS % REC	QC LIMITS REC	#
Methyl tert-butyl ether	50.0	40.2	80	66-120	
Bromochloromethane	50.0	47.0	94	74-120	
Methylene Chloride	50.0	43.1	86	48-142	
4-Chlorotoluene	50.0	45.9	92	72-124	
Styrene	50.0	46.1	92	70-120	
4-Isopropyltoluene	50.0	46.0	92	70-121	
m-Xylene & p-Xylene	50.0	46.4	93	76-120	
o-Xylene	50.0	46.9	94	76-120	
Tetrachloroethene	50.0	49.6	99	75-124	
Hexachlorobutadiene	50.0	51.5	103	63-130	
Toluene	50.0	45.7	91	76-120	
Dibromomethane	50.0	47.6	95	74-120	
trans-1,2-Dichloroethene	50.0	47.5	95	74-125	
Naphthalene	50.0	39.9	80	43-127	
trans-1,3-Dichloropropene	50.0	40.0	80	58-120	
n-Butylbenzene	50.0	44.9	90	64-123	
Trichloroethene	50.0	51.9	104	75-123	
N-Propylbenzene	50.0	47.1	94	70-122	
Trichlorofluoromethane	20.0	18.0	90	33-152	
sec-Butylbenzene	50.0	48.3	97	69-122	
Vinyl chloride	20.0	14.7	73	39-140	
tert-Butylbenzene	50.0	47.3	95	68-121	
Vinyl acetate	50.0	41.7	83	55-138	
Xylenes, Total	100	93.3	93	77-120	
tert-Butyl alcohol	500	284	57	40-138	

Column to be used to flag recovery and RPD values

FORM III 8260B

FORM III
GC/MS VOA LAB CONTROL SAMPLE RECOVERY

Lab Name: Eurofins TestAmerica, Canton Job No.: 240-123986-1

SDG No.:

Matrix: Solid Level: Low Lab File ID: UX88058.D

Lab ID: LCS 240-417546/6 Client ID:

COMPOUND	SPIKE ADDED (ug/Kg)	LCS CONCENTRATION (ug/Kg)	LCS % REC	QC LIMITS REC	#
1,1,1,2-Tetrachloroethane	25.0	25.4	101	72-120	
1,1-Dichloropropene	25.0	23.0	92	69-120	
1,1-Dichloroethane	25.0	23.5	94	69-120	
1,2,3-Trichlorobenzene	25.0	25.4	102	55-124	
1,2,3-Trichloropropane	25.0	24.9	100	68-130	
1,2-Dichloroethane	25.0	22.3	89	66-120	
1,1-Dichloroethene	25.0	25.5	102	48-140	
1,2-Dichloropropane	25.0	24.6	98	77-120	
1,2,4-Trimethylbenzene	25.0	25.0	100	69-122	
2-Hexanone	50.0	51.4	103	54-135	
1,1,2,2-Tetrachloroethane	25.0	24.3	97	61-134	
Acetone	50.0	48.6	97	47-157	
Benzene	25.0	23.5	94	75-120	
Bromoform	25.0	23.8	95	44-131	
Bromomethane	25.0	23.3	93	10-158	
Carbon disulfide	25.0	24.9	100	33-144	
Carbon tetrachloride	25.0	23.6	95	54-130	
1,1,1-Trichloroethane	25.0	24.5	98	60-126	
Chlorobenzene	25.0	23.9	96	79-120	
1,3-Dichloropropane	25.0	23.7	95	76-120	
Chloroethane	25.0	23.4	93	10-159	
1,2-Dibromo-3-Chloropropane	25.0	23.5	94	35-137	
Chloroform	25.0	23.3	93	74-120	
Chloromethane	25.0	19.4	78	40-127	
cis-1,2-Dichloroethene	25.0	24.3	97	76-120	
cis-1,3-Dichloropropene	25.0	24.7	99	62-124	
Bromodichloromethane	25.0	24.1	96	63-121	
1,1,2-Trichlorotrifluoroethane	25.0	24.5	98	58-144	
Dichlorodifluoromethane	25.0	17.0	68	18-137	
1,2,4-Trichlorobenzene	25.0	21.4	86	56-120	
Ethylbenzene	25.0	26.1	104	75-120	
1,2-Dibromoethane	25.0	25.2	101	73-126	
2,2-Dichloropropane	25.0	23.1	92	47-131	
1,2-Dichlorobenzene	25.0	23.0	92	74-120	
1,3-Dichlorobenzene	25.0	23.0	92	74-120	
1,4-Dichlorobenzene	25.0	23.3	93	74-120	
2-Chloroethyl vinyl ether	25.0	17.8 J	71	36-132	
Isopropylbenzene	25.0	25.7	103	74-120	
2-Chlorotoluene	25.0	24.3	97	72-121	
2-Butanone (MEK)	50.0	50.8	102	61-131	
4-Methyl-2-pentanone (MIBK)	50.0	48.3	97	56-124	
Bromobenzene	25.0	23.3	93	73-120	

Column to be used to flag recovery and RPD values

FORM III 8260B

FORM III
GC/MS VOA LAB CONTROL SAMPLE RECOVERY

Lab Name: Eurofins TestAmerica, Canton Job No.: 240-123986-1

SDG No.:

Matrix: Solid Level: Low Lab File ID: UX88058.D

Lab ID: LCS 240-417546/6 Client ID:

COMPOUND	SPIKE ADDED (ug/Kg)	LCS CONCENTRATION (ug/Kg)	LCS % REC	QC LIMITS REC	#
Methyl tert-butyl ether	25.0	23.2	93	66-120	
Bromochloromethane	25.0	23.8	95	74-120	
Methylene Chloride	25.0	23.4 J	94	48-142	
4-Chlorotoluene	25.0	24.7	99	72-124	
Styrene	25.0	25.5	102	70-120	
4-Isopropyltoluene	25.0	25.2	101	70-121	
m-Xylene & p-Xylene	25.0	24.7	99	76-120	
o-Xylene	25.0	25.3	101	76-120	
Tetrachloroethene	25.0	24.4	98	75-124	
Hexachlorobutadiene	25.0	27.5	110	63-130	
Toluene	25.0	25.1	101	76-120	
Dibromomethane	25.0	25.2	101	74-120	
trans-1,2-Dichloroethene	25.0	25.1	100	74-125	
Naphthalene	25.0	19.5	78	43-127	
trans-1,3-Dichloropropene	25.0	22.6	90	58-120	
n-Butylbenzene	25.0	23.8	95	64-123	
Trichloroethene	25.0	24.2	97	75-123	
N-Propylbenzene	25.0	25.2	101	70-122	
Trichlorofluoromethane	25.0	22.4	90	33-152	
sec-Butylbenzene	25.0	24.6	98	69-122	
Vinyl chloride	25.0	21.0	84	39-140	
tert-Butylbenzene	25.0	24.7	99	68-121	
Vinyl acetate	25.0	20.5	82	55-138	
Xylenes, Total	50.0	50.0	100	77-120	
tert-Butyl alcohol	250	235	94	40-138	

Column to be used to flag recovery and RPD values

FORM III 8260B

FORM III
GC/MS VOA MATRIX SPIKE RECOVERY

Lab Name: Eurofins TestAmerica, Canton Job No.: 240-123986-1

SDG No.:

Matrix: Solid Level: Low Lab File ID: 1423294.D

Lab ID: 240-123986-4 MS Client ID: E-SB-1795-2-3 MS

COMPOUND	SPIKE ADDED (ug/Kg)	SAMPLE CONCENTRATION (ug/Kg)	MS CONCENTRATION (ug/Kg)	MS % REC	QC LIMITS REC	#
1,1,1,2-Tetrachloroethane	57.5	3.3 U	40.4	70	19-129	
1,1-Dichloropropene	57.5	1.1 U	39.6	69	36-120	
1,1-Dichloroethane	57.5	0.78 U	43.4	76	35-129	
1,2,3-Trichlorobenzene	57.5	0.64 U	17.3	30	10-120	
1,2,3-Trichloropropane	57.5	1.8 U	47.1	82	38-146	
1,2-Dichloroethane	57.5	0.87 U	39.4	69	33-130	
1,1-Dichloroethene	57.5	1.0 U	42.8	74	20-150	
1,2-Dichloropropane	57.5	0.95 U	44.2	77	33-134	
1,2,4-Trimethylbenzene	57.5	1.1 U	30.2	53	10-138	
2-Hexanone	115	4.6 U	66.0	57	23-149	
1,1,2,2-Tetrachloroethane	57.5	1.6 U	48.0	84	10-168	
Acetone	115	24 U	188	163	18-167	
Benzene	57.5	0.78 U	44.5	77	32-131	
Bromoform	57.5	2.7 U	44.8	78	10-122	
Bromomethane	23.0	1.1 U	13.4	58	10-149	
Carbon disulfide	57.5	1.3 U	36.9	64	10-134	
Carbon tetrachloride	57.5	3.6 U	37.3	65	13-131	
1,1,1-Trichloroethane	57.5	0.92 U	42.3	74	27-131	
Chlorobenzene	57.5	1.0 U	33.9	59	16-129	
1,3-Dichloropropane	57.5	1.1 U	41.7	73	44-126	
Chloroethane	23.0	1.4 U	15.2	66	10-155	
1,2-Dibromo-3-Chloropropane	57.5	4.0 U	44.9	78	10-135	
Chloroform	57.5	0.88 U	44.8	78	38-129	
Chloromethane	23.0	1.2 U	13.2	57	20-140	
cis-1,2-Dichloroethene	57.5	0.73 U	43.1	75	35-130	
cis-1,3-Dichloropropene	57.5	1.6 U	35.8	62	12-131	
Bromodichloromethane	57.5	0.76 U	45.6	79	18-125	
1,1,2-Trichlorotrifluoroethane	57.5	1.4 U	44.1	77	30-145	
Dichlorodifluoromethane	23.0	1.1 U	13.8	60	10-141	
1,2,4-Trichlorobenzene	57.5	0.64 U	17.8	31	10-120	
Ethylbenzene	57.5	1.2 U	33.7	59	12-133	
1,2-Dibromoethane	57.5	0.86 U	40.1	70	24-138	
2,2-Dichloropropane	57.5	1.3 U	38.8	68	34-124	
1,2-Dichlorobenzene	57.5	1.2 U	28.2	49	10-131	
1,3-Dichlorobenzene	57.5	0.91 U	27.5	48	10-131	
1,4-Dichlorobenzene	57.5	0.99 U	26.1	45	10-129	
2-Chloroethyl vinyl ether	57.5	10 U	35.5 J	62	26-128	
Isopropylbenzene	57.5	0.93 U	32.6	57	10-135	
2-Chlorotoluene	57.5	1.1 U	34.6	60	12-139	
2-Butanone (MEK)	115	4.0 U	66.2	58	31-148	
4-Methyl-2-pentanone (MIBK)	115	4.2 U	79.0	69	29-140	
Bromobenzene	57.5	1.3 U	37.0	64	16-136	

Column to be used to flag recovery and RPD values

FORM III 8260B

FORM III
GC/MS VOA MATRIX SPIKE RECOVERY

Lab Name: Eurofins TestAmerica, Canton Job No.: 240-123986-1

SDG No.:

Matrix: Solid Level: Low Lab File ID: 1423294.D

Lab ID: 240-123986-4 MS Client ID: E-SB-1795-2-3 MS

COMPOUND	SPIKE ADDED (ug/Kg)	SAMPLE CONCENTRATION (ug/Kg)	MS CONCENTRATION (ug/Kg)	MS % REC	QC LIMITS REC	#
Methyl tert-butyl ether	57.5	0.92 U	45.0	78	42-127	
Bromochloromethane	57.5	0.67 U	45.0	78	50-125	
Methylene Chloride	57.5	13 U	44.2	77	22-153	
4-Chlorotoluene	57.5	0.97 U	28.5	50	14-128	
Styrene	57.5	1.3 U	29.2	51	10-127	
4-Isopropyltoluene	57.5	3.3 U	26.6	46	10-135	
m-Xylene & p-Xylene	57.5	0.88 U	32.1	56	10-132	
o-Xylene	57.5	0.96 U	33.7	59	11-134	
Tetrachloroethene	57.5	0.82 U	58.5	102	13-144	
Hexachlorobutadiene	57.5	4.2 U	19.3	34	10-120	
Toluene	57.5	0.87 U	38.0	66	20-141	
Dibromomethane	57.5	0.75 U	41.6	72	30-126	
trans-1,2-Dichloroethene	57.5	0.52 U	40.6	71	31-138	
Naphthalene	57.5	3.0 U	21.5	37	10-120	
trans-1,3-Dichloropropene	57.5	1.2 U	27.2	47	10-123	
n-Butylbenzene	57.5	3.9 U	21.3	37	10-141	
Trichloroethene	57.5	0.71 U	43.8	76	10-162	
N-Propylbenzene	57.5	0.82 U	30.4	53	10-135	
Trichlorofluoromethane	23.0	1.2 U	16.3	71	16-148	
sec-Butylbenzene	57.5	0.97 U	30.3	53	10-142	
Vinyl chloride	23.0	0.94 U	14.0	61	15-150	
tert-Butylbenzene	57.5	1.0 U	43.1	75	10-142	
Vinyl acetate	57.5	2.4 U	2.4 U	0	10-139	F1
Xylenes, Total	115	1.8 U	65.8	57	10-134	
tert-Butyl alcohol	575	19 U	351	61	45-139	

Column to be used to flag recovery and RPD values

FORM III 8260B

FORM III
GC/MS VOA MATRIX SPIKE RECOVERY

Lab Name: Eurofins TestAmerica, Canton Job No.: 240-123986-1

SDG No.:

Matrix: Water Level: Low Lab File ID: 181747.D

Lab ID: 240-123869-C-5 MS Client ID:

COMPOUND	SPIKE ADDED (ug/L)	SAMPLE CONCENTRATION (ug/L)	MS CONCENTRATION (ug/L)	MS % REC	QC LIMITS REC	#
1,1-Dichloroethane	50.0	0.23 J	41.1	82	71-121	
1,2-Dichloroethane	50.0	0.21 U	46.9	94	65-127	
1,1-Dichloroethene	50.0	0.19 U	41.4	83	64-132	
1,2-Dichloropropane	50.0	0.15 U	44.8	90	73-125	
2-Hexanone	100	0.54 U	96.1	96	44-142	
1,1,2,2-Tetrachloroethane	50.0	0.13 U	48.2	96	37-149	
Acetone	100	5.4 U	92.4	92	32-157	
Benzene	50.0	0.13 U	42.7	85	70-121	
Bromoform	50.0	0.76 U	46.6	93	41-128	
Bromomethane	20.0	0.42 U	12.8	64	41-136	
Carbon disulfide	50.0	0.28 U	38.5	77	54-131	
Carbon tetrachloride	50.0	0.26 U	35.2	70	53-142	
1,1,1-Trichloroethane	50.0	0.24 U	36.5	73	62-135	
Chlorobenzene	50.0	0.14 U	45.3	91	73-120	
Chloroethane	20.0	0.83 U	14.4	72	37-142	
1,2-Dibromo-3-Chloropropane	50.0	0.91 U	43.8	88	31-130	
Chloroform	50.0	0.13 U	42.7	85	66-126	
Chloromethane	20.0	0.20 U	9.48	47	33-146	
cis-1,2-Dichloroethene	50.0	0.16 U	44.5	89	68-121	
cis-1,3-Dichloropropene	50.0	0.61 U	42.7	85	56-121	
Bromodichloromethane	50.0	0.17 U	44.2	88	69-120	
1,1,2-Trichlorotrifluoroethane	50.0	0.41 U	38.3	77	41-145	
Dichlorodifluoromethane	20.0	0.35 U	11.2	56	27-132	
1,2,4-Trichlorobenzene	50.0	0.26 U	41.4	83	37-120	
Ethylbenzene	50.0	0.11 U	42.1	84	66-122	
1,2-Dibromoethane	50.0	0.12 U	52.3	105	66-120	
1,2-Dichlorobenzene	50.0	0.15 U	42.7	85	65-120	
1,3-Dichlorobenzene	50.0	0.15 U	40.7	81	64-120	
1,4-Dichlorobenzene	50.0	0.16 U	41.3	83	65-120	
Isopropylbenzene	50.0	0.090 U	41.5	83	56-122	
2-Butanone (MEK)	100	1.2 U	92.3	92	40-147	
4-Methyl-2-pentanone (MIBK)	100	0.42 U	96.4	96	40-147	
Methyl tert-butyl ether	50.0	0.070 U	39.7	79	50-126	
Methylene Chloride	50.0	2.6 U	44.0	88	59-127	
Styrene	50.0	0.10 U	44.0	88	57-126	
m-Xylene & p-Xylene	50.0	0.080 U	41.5	83	65-123	
o-Xylene	50.0	0.090 U	43.9	88	63-124	
Tetrachloroethene	50.0	0.15 U	44.7	89	52-129	
Toluene	50.0	0.14 U	42.2	84	68-124	
trans-1,2-Dichloroethene	50.0	0.19 U	43.2	86	69-126	
trans-1,3-Dichloropropene	50.0	0.67 U	41.6	83	53-120	
Trichloroethene	50.0	0.10 U	42.9	86	56-124	

Column to be used to flag recovery and RPD values

FORM III 8260B

FORM III
GC/MS VOA MATRIX SPIKE RECOVERY

Lab Name: Eurofins TestAmerica, Canton Job No.: 240-123986-1

SDG No.:

Matrix: Water Level: Low Lab File ID: 181747.D

Lab ID: 240-123869-C-5 MS Client ID:

COMPOUND	SPIKE ADDED (ug/L)	SAMPLE CONCENTRATION (ug/L)	MS CONCENTRATION (ug/L)	MS % REC	QC LIMITS REC	#
Trichlorofluoromethane	20.0	0.45 U	11.6	58	45-152	
Vinyl chloride	20.0	0.20 U	14.5	72	49-136	
Xylenes, Total	100	0.15 U	85.4	85	64-124	

Column to be used to flag recovery and RPD values

FORM III 8260B

FORM III
GC/MS VOA MATRIX SPIKE RECOVERY

Lab Name: Eurofins TestAmerica, Canton Job No.: 240-123986-1

SDG No.:

Matrix: Solid Level: Low Lab File ID: UX88072.D

Lab ID: 240-124077-C-5-B MS Client ID:

COMPOUND	SPIKE ADDED (ug/Kg)	SAMPLE CONCENTRATION (ug/Kg)	MS CONCENTRATION (ug/Kg)	MS % REC	QC LIMITS REC	#
1,1-Dichloroethane	27.6	0.77 U	22.9	83	35-129	
1,2-Dichloroethane	27.6	0.86 U	19.0	69	33-130	
1,2,4-Trimethylbenzene	27.6	1.1 U	33.8	123	10-138	*
Benzene	27.6	0.78 U	19.3	70	32-131	
Ethylbenzene	27.6	1.2 U	20.2	73	12-133	*
1,2-Dibromoethane	27.6	0.86 U	19.0	69	24-138	*
Methyl tert-butyl ether	27.6	0.92 U	27.9	101	42-127	
m-Xylene & p-Xylene	27.6	0.87 U	20.0	73	10-132	*
o-Xylene	27.6	0.96 U	21.8	79	11-134	*
Toluene	27.6	0.86 U	28.5	103	20-141	*
Naphthalene	27.6	3.0 U	5.82	21	10-120	*
Xylenes, Total	55.1	1.8 U	41.8	76	10-134	*

Column to be used to flag recovery and RPD values

FORM III 8260B

FORM III
GC/MS VOA MATRIX SPIKE DUPLICATE RECOVERY

Lab Name: Eurofins TestAmerica, Canton Job No.: 240-123986-1

SDG No.:

Matrix: Solid Level: Low Lab File ID: 1423295.D

Lab ID: 240-123986-4 MSD Client ID: E-SB-1795-2-3 MSD

COMPOUND	SPIKE ADDED (ug/Kg)	MSD CONCENTRATION (ug/Kg)	MSD % REC	% RPD	QC LIMITS RPD	QC LIMITS REC	#
1,1,1,2-Tetrachloroethane	55.1	38.6	70	4	40	19-129	
1,1-Dichloropropene	55.1	40.7	74	3	39	36-120	
1,1-Dichloroethane	55.1	39.4	72	10	40	35-129	
1,2,3-Trichlorobenzene	55.1	23.4	42	30	40	10-120	
1,2,3-Trichloropropane	55.1	40.0	73	16	40	38-146	
1,2-Dichloroethane	55.1	36.5	66	8	40	33-130	
1,1-Dichloroethene	55.1	39.4	72	8	40	20-150	
1,2-Dichloropropane	55.1	40.4	73	9	40	33-134	
1,2,4-Trimethylbenzene	55.1	32.3	59	7	40	10-138	
2-Hexanone	110	64.8	59	2	40	23-149	
1,1,2,2-Tetrachloroethane	55.1	40.4	73	17	40	10-168	
Acetone	110	163	148	14	40	18-167	
Benzene	55.1	42.0	76	6	40	32-131	
Bromoform	55.1	43.7	79	3	40	10-122	
Bromomethane	22.0	12.5	57	8	40	10-149	
Carbon disulfide	55.1	35.3	64	4	40	10-134	
Carbon tetrachloride	55.1	36.7	67	2	40	13-131	
1,1,1-Trichloroethane	55.1	39.9	72	6	40	27-131	
Chlorobenzene	55.1	36.2	66	6	40	16-129	
1,3-Dichloropropane	55.1	38.5	70	8	39	44-126	
Chloroethane	22.0	14.0	64	8	40	10-155	
1,2-Dibromo-3-Chloropropane	55.1	41.8	76	7	40	10-135	
Chloroform	55.1	40.9	74	9	40	38-129	
Chloromethane	22.0	11.8	53	11	40	20-140	
cis-1,2-Dichloroethene	55.1	42.0	76	3	40	35-130	
cis-1,3-Dichloropropene	55.1	37.6	68	5	40	12-131	
Bromodichloromethane	55.1	42.5	77	7	40	18-125	
1,1,2-Trichlorotrifluoroethane	55.1	40.2	73	9	40	30-145	
Dichlorodifluoromethane	22.0	12.8	58	8	40	10-141	
1,2,4-Trichlorobenzene	55.1	22.3	41	23	40	10-120	
Ethylbenzene	55.1	35.6	65	5	40	12-133	
1,2-Dibromoethane	55.1	40.3	73	0	40	24-138	
2,2-Dichloropropane	55.1	38.5	70	1	40	34-124	
1,2-Dichlorobenzene	55.1	29.5	54	5	40	10-131	
1,3-Dichlorobenzene	55.1	30.2	55	10	40	10-131	
1,4-Dichlorobenzene	55.1	29.0	53	11	40	10-129	
2-Chloroethyl vinyl ether	55.1	34.0 J	62	4	40	26-128	
Isopropylbenzene	55.1	35.6	65	9	40	10-135	
2-Chlorotoluene	55.1	35.3	64	2	40	12-139	
2-Butanone (MEK)	110	62.7	57	5	40	31-148	
4-Methyl-2-pentanone (MIBK)	110	71.5	65	10	40	29-140	
Bromobenzene	55.1	36.8	67	1	40	16-136	

Column to be used to flag recovery and RPD values

FORM III 8260B

FORM III
GC/MS VOA MATRIX SPIKE DUPLICATE RECOVERY

Lab Name: Eurofins TestAmerica, Canton Job No.: 240-123986-1

SDG No.:

Matrix: Solid Level: Low Lab File ID: 1423295.D

Lab ID: 240-123986-4 MSD Client ID: E-SB-1795-2-3 MSD

COMPOUND	SPIKE ADDED (ug/Kg)	MSD CONCENTRATION (ug/Kg)	MSD % REC	% RPD	QC LIMITS RPD	QC LIMITS REC	#
Methyl tert-butyl ether	55.1	39.1	71	14	40	42-127	
Bromochloromethane	55.1	42.8	78	5	39	50-125	
Methylene Chloride	55.1	39.3	71	12	40	22-153	
4-Chlorotoluene	55.1	31.5	57	10	40	14-128	
Styrene	55.1	32.3	59	10	40	10-127	
4-Isopropyltoluene	55.1	30.6	56	14	40	10-135	
m-Xylene & p-Xylene	55.1	34.7	63	8	40	10-132	
o-Xylene	55.1	35.2	64	4	40	11-134	
Tetrachloroethene	55.1	58.8	107	1	40	13-144	
Hexachlorobutadiene	55.1	26.0	47	30	40	10-120	
Toluene	55.1	37.6	68	1	40	20-141	
Dibromomethane	55.1	40.9	74	2	39	30-126	
trans-1,2-Dichloroethene	55.1	41.0	74	1	40	31-138	
Naphthalene	55.1	25.3	46	16	40	10-120	
trans-1,3-Dichloropropene	55.1	30.6	56	12	40	10-123	
n-Butylbenzene	55.1	27.4	50	25	40	10-141	
Trichloroethene	55.1	44.7	81	2	40	10-162	
N-Propylbenzene	55.1	33.7	61	10	40	10-135	
Trichlorofluoromethane	22.0	15.5	70	5	40	16-148	
sec-Butylbenzene	55.1	33.9	62	11	40	10-142	
Vinyl chloride	22.0	13.5	61	4	40	15-150	
tert-Butylbenzene	55.1	44.0	80	2	40	10-142	
Vinyl acetate	55.1	2.3 U	0	NC	40	10-139	F1
Xylenes, Total	110	69.9	63	6	40	10-134	
tert-Butyl alcohol	551	378	69	8	40	45-139	

Column to be used to flag recovery and RPD values

FORM III 8260B

FORM III
GC/MS VOA MATRIX SPIKE DUPLICATE RECOVERY

Lab Name: Eurofins TestAmerica, Canton Job No.: 240-123986-1

SDG No.:

Matrix: Water Level: Low Lab File ID: 181748.D

Lab ID: 240-123869-C-5 MSD Client ID:

COMPOUND	SPIKE ADDED (ug/L)	MSD CONCENTRATION (ug/L)	MSD % REC	% RPD	QC LIMITS RPD	QC LIMITS REC	#
1,1-Dichloroethane	50.0	41.1	82	0	35	71-121	
1,2-Dichloroethane	50.0	47.2	94	0	35	65-127	
1,1-Dichloroethene	50.0	41.3	83	0	35	64-132	
1,2-Dichloropropane	50.0	44.0	88	2	35	73-125	
2-Hexanone	100	105	105	8	35	44-142	
1,1,2,2-Tetrachloroethane	50.0	51.3	103	6	35	37-149	
Acetone	100	105	105	13	35	32-157	
Benzene	50.0	42.3	85	1	35	70-121	
Bromoform	50.0	48.1	96	3	35	41-128	
Bromomethane	20.0	12.7	64	1	35	41-136	
Carbon disulfide	50.0	37.9	76	2	35	54-131	
Carbon tetrachloride	50.0	35.3	71	0	35	53-142	
1,1,1-Trichloroethane	50.0	36.2	72	1	35	62-135	
Chlorobenzene	50.0	45.1	90	0	35	73-120	
Chloroethane	20.0	12.8	64	11	35	37-142	
1,2-Dibromo-3-Chloropropane	50.0	47.4	95	8	35	31-130	
Chloroform	50.0	42.3	85	1	35	66-126	
Chloromethane	20.0	9.37	47	1	35	33-146	
cis-1,2-Dichloroethene	50.0	44.4	89	0	35	68-121	
cis-1,3-Dichloropropene	50.0	42.7	85	0	35	56-121	
Bromodichloromethane	50.0	43.8	88	1	35	69-120	
1,1,2-Trichlorotrifluoroethane	50.0	38.7	77	1	35	41-145	
Dichlorodifluoromethane	20.0	11.0	55	2	35	27-132	
1,2,4-Trichlorobenzene	50.0	42.5	85	3	25	37-120	
Ethylbenzene	50.0	42.3	85	0	35	66-122	
1,2-Dibromoethane	50.0	53.0	106	1	35	66-120	
1,2-Dichlorobenzene	50.0	44.9	90	5	35	65-120	
1,3-Dichlorobenzene	50.0	42.8	86	5	35	64-120	
1,4-Dichlorobenzene	50.0	43.2	86	5	35	65-120	
Isopropylbenzene	50.0	42.7	85	3	20	56-122	
2-Butanone (MEK)	100	98.8	99	7	35	40-147	
4-Methyl-2-pentanone (MIBK)	100	103	103	7	35	40-147	
Methyl tert-butyl ether	50.0	40.0	80	1	17	50-126	
Methylene Chloride	50.0	42.8	86	3	32	59-127	
Styrene	50.0	44.4	89	1	35	57-126	
m-Xylene & p-Xylene	50.0	42.3	85	2	35	65-123	
o-Xylene	50.0	44.4	89	1	35	63-124	
Tetrachloroethene	50.0	44.8	90	0	35	52-129	
Toluene	50.0	42.2	84	0	35	68-124	
trans-1,2-Dichloroethene	50.0	42.2	84	2	35	69-126	
trans-1,3-Dichloropropene	50.0	42.6	85	2	35	53-120	
Trichloroethene	50.0	42.9	86	0	35	56-124	

Column to be used to flag recovery and RPD values

FORM III 8260B

FORM III
GC/MS VOA MATRIX SPIKE DUPLICATE RECOVERY

Lab Name: Eurofins TestAmerica, Canton Job No.: 240-123986-1

SDG No.:

Matrix: Water Level: Low Lab File ID: 181748.D

Lab ID: 240-123869-C-5 MSD Client ID:

COMPOUND	SPIKE ADDED (ug/L)	MSD CONCENTRATION (ug/L)	MSD % REC	% RPD	QC LIMITS RPD	QC LIMITS REC	#
Trichlorofluoromethane	20.0	11.1	55	5	35	45-152	
Vinyl chloride	20.0	13.7	69	5	35	49-136	
Xylenes, Total	100	86.7	87	2	35	64-124	

Column to be used to flag recovery and RPD values

FORM III 8260B

FORM III
GC/MS VOA MATRIX SPIKE DUPLICATE RECOVERY

Lab Name: Eurofins TestAmerica, Canton Job No.: 240-123986-1

SDG No.:

Matrix: Solid Level: Low Lab File ID: UX88073.D

Lab ID: 240-124077-C-5-C MSD Client ID:

COMPOUND	SPIKE ADDED (ug/Kg)	MSD CONCENTRATION (ug/Kg)	MSD % REC	% RPD	QC LIMITS RPD	QC LIMITS REC	#
1,1-Dichloroethane	28.0	20.4	73	11	40	35-129	
1,2-Dichloroethane	28.0	17.7	63	7	40	33-130	
1,2,4-Trimethylbenzene	28.0	18.8	67	57	40	10-138	F2 *
Benzene	28.0	18.2	65	6	40	32-131	
Ethylbenzene	28.0	17.0	61	17	40	12-133	
1,2-Dibromoethane	28.0	15.8	56	19	40	24-138	
Methyl tert-butyl ether	28.0	25.6	91	9	40	42-127	
m-Xylene & p-Xylene	28.0	15.4	55	26	40	10-132	
o-Xylene	28.0	16.5	59	27	40	11-134	
Toluene	28.0	22.3	80	24	40	20-141	
Naphthalene	28.0	4.01 J	14	37	40	10-120	*
Xylenes, Total	56.0	31.9	57	27	40	10-134	

Column to be used to flag recovery and RPD values

FORM III 8260B

FORM IV
GC/MS VOA METHOD BLANK SUMMARY

Lab Name: Eurofins TestAmerica, Canton Job No.: 240-123986-1

SDG No.:

Lab File ID: 1423271.D Lab Sample ID: MB 240-417294/8

Matrix: Solid Heated Purge:(Y/N) Y

Instrument ID: A3UX14 Date Analyzed: 12/26/2019 17:06

GC Column: DB-624 ID: 0.18(mm)

THIS METHOD BLANK APPLIES TO THE FOLLOWING SAMPLES:

CLIENT SAMPLE ID	LAB SAMPLE ID	LAB FILE ID	DATE ANALYZED
	LCS 240-417294/5	1423268.D	12/26/2019 15:59
	LCS 240-417294/6	1423269.D	12/26/2019 16:21
E-SB-1798-6-8	240-123986-2	1423291.D	12/27/2019 00:30
E-SB-1799-2-4	240-123986-3	1423292.D	12/27/2019 00:52
E-SB-1795-2-3	240-123986-4	1423293.D	12/27/2019 01:14
E-SB-1795-2-3 MS	240-123986-4 MS	1423294.D	12/27/2019 01:37
E-SB-1795-2-3 MSD	240-123986-4 MSD	1423295.D	12/27/2019 01:59

FORM IV
GC/MS VOA METHOD BLANK SUMMARY

Lab Name: Eurofins TestAmerica, Canton Job No.: 240-123986-1

SDG No.:

Lab File ID: UX88059.D Lab Sample ID: MB 240-417546/7

Matrix: Solid Heated Purge:(Y/N) Y

Instrument ID: A3UX8 Date Analyzed: 12/28/2019 07:52

GC Column: DB-624 ID: 0.18(mm)

THIS METHOD BLANK APPLIES TO THE FOLLOWING SAMPLES:

CLIENT SAMPLE ID	LAB SAMPLE ID	LAB FILE ID	DATE ANALYZED
	LCS 240-417546/6	UX88058.D	12/28/2019 07:30
E-SB-1793-12-14	240-123986-5	UX88065.D	12/28/2019 10:08
E-SB-1794-12-14	240-123986-6	UX88066.D	12/28/2019 10:30
E-SB-1797-8-10	240-123986-7	UX88067.D	12/28/2019 10:52
	240-124077-C-5-B MS	UX88072.D	12/28/2019 12:43
	240-124077-C-5-C MSD	UX88073.D	12/28/2019 13:05

FORM IV
GC/MS VOA METHOD BLANK SUMMARY

Lab Name: Eurofins TestAmerica, Canton Job No.: 240-123986-1

SDG No.:

Lab File ID: 181736.D Lab Sample ID: MB 240-417275/6

Matrix: Water Heated Purge:(Y/N) Y

Instrument ID: A3UX18 Date Analyzed: 12/26/2019 13:53

GC Column: DB-624 ID: 0.18(mm)

THIS METHOD BLANK APPLIES TO THE FOLLOWING SAMPLES:

CLIENT SAMPLE ID	LAB SAMPLE ID	LAB FILE ID	DATE ANALYZED
	LCS 240-417275/5	181735.D	12/26/2019 13:27
	LCS 240-417275/7	181737.D	12/26/2019 14:19
	240-123869-C-5 MS	181747.D	12/26/2019 18:38
	240-123869-C-5 MSD	181748.D	12/26/2019 19:04
TB-121619	240-123986-1	181757.D	12/26/2019 22:57

FORM V
GC/MS VOA INSTRUMENT PERFORMANCE CHECK
BROMOFLUOROBENZENE (BFB)

Lab Name: Eurofins TestAmerica, Canton Job No.: 240-123986-1

SDG No.:

Lab File ID: BFB14064.D BFB Injection Date: 11/02/2019

Instrument ID: A3UX14 BFB Injection Time: 12:39

Analysis Batch No.: 408884

M/E	ION ABUNDANCE CRITERIA	% RELATIVE ABUNDANCE	
50	15.0 - 40.0 % of mass 95	23.8	
75	30.0 - 60.0 % of mass 95	43.5	
95	Base Peak, 100% relative abundance	100.0	
96	5.0 - 9.0 % of mass 95	6.8	
173	Less than 2.0 % of mass 174	0.5	(0.6) 1
174	50.0 - 120.00 % of mass 95	77.8	
175	5.0 - 9.0 % of mass 174	5.8	(7.4) 1
176	95.0 - 101.0 % of mass 174	74.9	(96.3) 1
177	5.0 - 9.0 % of mass 176	5.0	(6.7) 2

1-Value is % mass 174 2-Value is % mass 176

THIS CHECK APPLIES TO THE FOLLOWING SAMPLES, MS, MSD, BLANKS AND STANDARDS:

CLIENT SAMPLE ID	LAB SAMPLE ID	LAB FILE ID	DATE ANALYZED	TIME ANALYZED
	IC 240-408884/3	1422503.D	11/02/2019	13:21
	IC 240-408884/4	1422504.D	11/02/2019	13:43
	IC 240-408884/5	1422505.D	11/02/2019	14:06
	ICIS 240-408884/6	1422506.D	11/02/2019	14:28
	IC 240-408884/7	1422507.D	11/02/2019	14:50
	IC 240-408884/8	1422508.D	11/02/2019	15:12
	IC 240-408884/9	1422509.D	11/02/2019	15:34
	IC 240-408884/10	1422510.D	11/02/2019	15:57
	IC 240-408884/11	1422511.D	11/02/2019	16:19
	ICV 240-408884/13	1422513.D	11/02/2019	17:03

FORM V
GC/MS VOA INSTRUMENT PERFORMANCE CHECK
BROMOFLUOROBENZENE (BFB)

Lab Name: Eurofins TestAmerica, Canton Job No.: 240-123986-1

SDG No.:

Lab File ID: BFB14068.D BFB Injection Date: 11/07/2019

Instrument ID: A3UX14 BFB Injection Time: 10:56

Analysis Batch No.: 409689

M/E	ION ABUNDANCE CRITERIA	% RELATIVE ABUNDANCE	
50	15.0 - 40.0 % of mass 95	22.3	
75	30.0 - 60.0 % of mass 95	43.0	
95	Base Peak, 100% relative abundance	100.0	
96	5.0 - 9.0 % of mass 95	6.8	
173	Less than 2.0 % of mass 174	0.5	(0.6) 1
174	50.0 - 120.00 % of mass 95	78.6	
175	5.0 - 9.0 % of mass 174	5.6	(7.2) 1
176	95.0 - 101.0 % of mass 174	75.6	(96.1) 1
177	5.0 - 9.0 % of mass 176	4.9	(6.4) 2

1-Value is % mass 174 2-Value is % mass 176

THIS CHECK APPLIES TO THE FOLLOWING SAMPLES, MS, MSD, BLANKS AND STANDARDS:

CLIENT SAMPLE ID	LAB SAMPLE ID	LAB FILE ID	DATE ANALYZED	TIME ANALYZED
	IC 240-409689/16	1422628.D	11/07/2019	16:27
	IC 240-409689/17	1422629.D	11/07/2019	16:50
	IC 240-409689/18	1422630.D	11/07/2019	17:12
	IC 240-409689/19	1422631.D	11/07/2019	17:35
	IC 240-409689/20	1422632.D	11/07/2019	17:57
	IC 240-409689/21	1422633.D	11/07/2019	18:20
	IC 240-409689/22	1422634.D	11/07/2019	18:42
	IC 240-409689/23	1422635.D	11/07/2019	19:04
	IC 240-409689/24	1422636.D	11/07/2019	19:26
	ICV 240-409689/25	1422637.D	11/07/2019	19:49

FORM V
GC/MS VOA INSTRUMENT PERFORMANCE CHECK
BROMOFLUOROBENZENE (BFB)

Lab Name: Eurofins TestAmerica, Canton Job No.: 240-123986-1

SDG No.:

Lab File ID: BFB14094.D BFB Injection Date: 12/26/2019

Instrument ID: A3UX14 BFB Injection Time: 14:10

Analysis Batch No.: 417294

M/E	ION ABUNDANCE CRITERIA	% RELATIVE ABUNDANCE	
50	15.0 - 40.0 % of mass 95	19.4	
75	30.0 - 60.0 % of mass 95	40.9	
95	Base Peak, 100% relative abundance	100.0	
96	5.0 - 9.0 % of mass 95	6.8	
173	Less than 2.0 % of mass 174	0.6	(0.6) 1
174	50.0 - 120.00 % of mass 95	88.9	
175	5.0 - 9.0 % of mass 174	6.5	(7.3) 1
176	95.0 - 101.0 % of mass 174	86.3	(97.2) 1
177	5.0 - 9.0 % of mass 176	5.8	(6.7) 2

1-Value is % mass 174 2-Value is % mass 176

THIS CHECK APPLIES TO THE FOLLOWING SAMPLES, MS, MSD, BLANKS AND STANDARDS:

CLIENT SAMPLE ID	LAB SAMPLE ID	LAB FILE ID	DATE ANALYZED	TIME ANALYZED
	CCV 240-417294/4	1423266.D	12/26/2019	15:15
	CCVIS 240-417294/10	1423267.D	12/26/2019	15:37
	LCS 240-417294/5	1423268.D	12/26/2019	15:59
	LCS 240-417294/6	1423269.D	12/26/2019	16:21
	MB 240-417294/8	1423271.D	12/26/2019	17:06
E-SB-1798-6-8	240-123986-2	1423291.D	12/27/2019	00:30
E-SB-1799-2-4	240-123986-3	1423292.D	12/27/2019	00:52
E-SB-1795-2-3	240-123986-4	1423293.D	12/27/2019	01:14
E-SB-1795-2-3 MS	240-123986-4 MS	1423294.D	12/27/2019	01:37
E-SB-1795-2-3 MSD	240-123986-4 MSD	1423295.D	12/27/2019	01:59

FORM V
GC/MS VOA INSTRUMENT PERFORMANCE CHECK
BROMOFLUOROBENZENE (BFB)

Lab Name: Eurofins TestAmerica, Canton Job No.: 240-123986-1

SDG No.:

Lab File ID: BFB18690.D BFB Injection Date: 11/15/2019

Instrument ID: A3UX18 BFB Injection Time: 14:53

Analysis Batch No.: 411174

M/E	ION ABUNDANCE CRITERIA	% RELATIVE ABUNDANCE	
50	15.0 - 40.0 % of mass 95	22.8	
75	30.0 - 60.0 % of mass 95	48.8	
95	Base Peak, 100% relative abundance	100.0	
96	5.0 - 9.0 % of mass 95	6.8	
173	Less than 2.0 % of mass 174	0.0	(0.0) 1
174	50.0 - 120.00 % of mass 95	67.1	
175	5.0 - 9.0 % of mass 174	4.9	(7.3) 1
176	95.0 - 101.0 % of mass 174	64.8	(96.6) 1
177	5.0 - 9.0 % of mass 176	4.2	(6.5) 2

1-Value is % mass 174 2-Value is % mass 176

THIS CHECK APPLIES TO THE FOLLOWING SAMPLES, MS, MSD, BLANKS AND STANDARDS:

CLIENT SAMPLE ID	LAB SAMPLE ID	LAB FILE ID	DATE ANALYZED	TIME ANALYZED
	IC 240-411174/3	181402.D	11/15/2019	15:42
	IC 240-411174/4	181403.D	11/15/2019	16:07
	IC 240-411174/5	181404.D	11/15/2019	16:32
	ICIS 240-411174/6	181405.D	11/15/2019	16:57
	IC 240-411174/7	181406.D	11/15/2019	17:22
	IC 240-411174/8	181407.D	11/15/2019	17:47
	IC 240-411174/9	181408.D	11/15/2019	18:13
	IC 240-411174/10	181409.D	11/15/2019	18:37
	IC 240-411174/11	181410.D	11/15/2019	19:02
	ICV 240-411174/12	181411.D	11/15/2019	19:28

FORM V
GC/MS VOA INSTRUMENT PERFORMANCE CHECK
BROMOFLUOROBENZENE (BFB)

Lab Name: Eurofins TestAmerica, Canton Job No.: 240-123986-1

SDG No.:

Lab File ID: BFB18691.D BFB Injection Date: 11/18/2019

Instrument ID: A3UX18 BFB Injection Time: 11:30

Analysis Batch No.: 411419

M/E	ION ABUNDANCE CRITERIA	% RELATIVE ABUNDANCE	
50	15.0 - 40.0 % of mass 95	23.8	
75	30.0 - 60.0 % of mass 95	48.3	
95	Base Peak, 100% relative abundance	100.0	
96	5.0 - 9.0 % of mass 95	6.8	
173	Less than 2.0 % of mass 174	0.4	(0.6) 1
174	50.0 - 120.00 % of mass 95	66.5	
175	5.0 - 9.0 % of mass 174	5.0	(7.5) 1
176	95.0 - 101.0 % of mass 174	64.4	(96.9) 1
177	5.0 - 9.0 % of mass 176	4.3	(6.7) 2

1-Value is % mass 174 2-Value is % mass 176

THIS CHECK APPLIES TO THE FOLLOWING SAMPLES, MS, MSD, BLANKS AND STANDARDS:

CLIENT SAMPLE ID	LAB SAMPLE ID	LAB FILE ID	DATE ANALYZED	TIME ANALYZED
	IC 240-411419/4	181417.D	11/18/2019	12:42
	IC 240-411419/5	181418.D	11/18/2019	13:07
	IC 240-411419/6	181419.D	11/18/2019	13:32
	IC 240-411419/7	181420.D	11/18/2019	13:58
	IC 240-411419/8	181421.D	11/18/2019	14:23
	IC 240-411419/9	181422.D	11/18/2019	14:48
	IC 240-411419/10	181423.D	11/18/2019	15:13
	IC 240-411419/11	181424.D	11/18/2019	15:38
	IC 240-411419/12	181425.D	11/18/2019	16:03
	ICV 240-411419/13	181426.D	11/18/2019	16:28

FORM V
GC/MS VOA INSTRUMENT PERFORMANCE CHECK
BROMOFLUOROBENZENE (BFB)

Lab Name: Eurofins TestAmerica, Canton Job No.: 240-123986-1

SDG No.:

Lab File ID: BFB18705.D BFB Injection Date: 12/26/2019

Instrument ID: A3UX18 BFB Injection Time: 11:50

Analysis Batch No.: 417275

M/E	ION ABUNDANCE CRITERIA	% RELATIVE ABUNDANCE	
50	15.0 - 40.0 % of mass 95	24.3	
75	30.0 - 60.0 % of mass 95	50.6	
95	Base Peak, 100% relative abundance	100.0	
96	5.0 - 9.0 % of mass 95	6.9	
173	Less than 2.0 % of mass 174	0.5	(0.7) 1
174	50.0 - 120.00 % of mass 95	75.1	
175	5.0 - 9.0 % of mass 174	5.5	(7.4) 1
176	95.0 - 101.0 % of mass 174	73.0	(97.2) 1
177	5.0 - 9.0 % of mass 176	4.8	(6.6) 2

1-Value is % mass 174 2-Value is % mass 176

THIS CHECK APPLIES TO THE FOLLOWING SAMPLES, MS, MSD, BLANKS AND STANDARDS:

CLIENT SAMPLE ID	LAB SAMPLE ID	LAB FILE ID	DATE ANALYZED	TIME ANALYZED
	CCVIS 240-417275/3	181733.D	12/26/2019	12:36
	CCV 240-417275/4	181734.D	12/26/2019	13:01
	LCS 240-417275/5	181735.D	12/26/2019	13:27
	MB 240-417275/6	181736.D	12/26/2019	13:53
	LCS 240-417275/7	181737.D	12/26/2019	14:19
	240-123869-C-5 MS	181747.D	12/26/2019	18:38
	240-123869-C-5 MSD	181748.D	12/26/2019	19:04
TB-121619	240-123986-1	181757.D	12/26/2019	22:57

FORM V
GC/MS VOA INSTRUMENT PERFORMANCE CHECK
BROMOFLUOROBENZENE (BFB)

Lab Name: Eurofins TestAmerica, Canton Job No.: 240-123986-1

SDG No.:

Lab File ID: BFB8992.D BFB Injection Date: 08/16/2019

Instrument ID: A3UX8 BFB Injection Time: 06:31

Analysis Batch No.: 396344

M/E	ION ABUNDANCE CRITERIA	% RELATIVE ABUNDANCE	
50	15.0 - 40.0 % of mass 95	17.9	
75	30.0 - 60.0 % of mass 95	39.6	
95	Base Peak, 100% relative abundance	100.0	
96	5.0 - 9.0 % of mass 95	6.8	
173	Less than 2.0 % of mass 174	0.5	(0.6) 1
174	50.0 - 120.00 % of mass 95	82.1	
175	5.0 - 9.0 % of mass 174	5.9	(7.1) 1
176	95.0 - 101.0 % of mass 174	79.1	(96.3) 1
177	5.0 - 9.0 % of mass 176	5.1	(6.5) 2

1-Value is % mass 174 2-Value is % mass 176

THIS CHECK APPLIES TO THE FOLLOWING SAMPLES, MS, MSD, BLANKS AND STANDARDS:

CLIENT SAMPLE ID	LAB SAMPLE ID	LAB FILE ID	DATE ANALYZED	TIME ANALYZED
	STDA9 240-396344/3	UX85973.D	08/16/2019	07:03
	STDA9 240-396344/4	UX85974.D	08/16/2019	07:25
	STDA9 240-396344/5	UX85975.D	08/16/2019	07:47
	STDA9 240-396344/6	UX85976.D	08/16/2019	08:08
	STDA9 240-396344/7	UX85977.D	08/16/2019	08:30
	STDA9 240-396344/8	UX85978.D	08/16/2019	08:52
	STDA9 240-396344/9	UX85979.D	08/16/2019	09:14
	STDA9 240-396344/10	UX85980.D	08/16/2019	09:35
	STDA9 240-396344/11	UX85981.D	08/16/2019	09:57

FORM V
GC/MS VOA INSTRUMENT PERFORMANCE CHECK
BROMOFLUOROBENZENE (BFB)

Lab Name: Eurofins TestAmerica, Canton Job No.: 240-123986-1

SDG No.:

Lab File ID: BFB8044.D BFB Injection Date: 11/04/2019

Instrument ID: A3UX8 BFB Injection Time: 01:19

Analysis Batch No.: 408938

M/E	ION ABUNDANCE CRITERIA	% RELATIVE ABUNDANCE	
50	15.0 - 40.0 % of mass 95	24.4	
75	30.0 - 60.0 % of mass 95	48.4	
95	Base Peak, 100% relative abundance	100.0	
96	5.0 - 9.0 % of mass 95	6.6	
173	Less than 2.0 % of mass 174	0.5	(0.7) 1
174	50.0 - 120.00 % of mass 95	70.7	
175	5.0 - 9.0 % of mass 174	5.1	(7.2) 1
176	95.0 - 101.0 % of mass 174	67.8	(95.9) 1
177	5.0 - 9.0 % of mass 176	4.5	(6.6) 2

1-Value is % mass 174 2-Value is % mass 176

THIS CHECK APPLIES TO THE FOLLOWING SAMPLES, MS, MSD, BLANKS AND STANDARDS:

CLIENT SAMPLE ID	LAB SAMPLE ID	LAB FILE ID	DATE ANALYZED	TIME ANALYZED
	STD8260 240-408938/3	UX87320.D	11/04/2019	01:56
	STD8260 240-408938/4	UX87321.D	11/04/2019	02:19
	STD8260 240-408938/5	UX87322.D	11/04/2019	02:43
	STD8260 240-408938/6	UX87323.D	11/04/2019	03:07
	ICIS 240-408938/7	UX87324.D	11/04/2019	03:30
	STD8260 240-408938/8	UX87325.D	11/04/2019	03:52
	STD8260 240-408938/9	UX87326.D	11/04/2019	04:14
	STD8260 240-408938/10	UX87327.D	11/04/2019	04:36
	STD8260 240-408938/11	UX87328.D	11/04/2019	05:00
	ICV 240-408938/13	UX87330.D	11/04/2019	05:47

FORM V
GC/MS VOA INSTRUMENT PERFORMANCE CHECK
BROMOFLUOROBENZENE (BFB)

Lab Name: Eurofins TestAmerica, Canton Job No.: 240-123986-1

SDG No.:

Lab File ID: BFB8078.D BFB Injection Date: 12/28/2019

Instrument ID: A3UX8 BFB Injection Time: 06:12

Analysis Batch No.: 417546

M/E	ION ABUNDANCE CRITERIA	% RELATIVE ABUNDANCE	
50	15.0 - 40.0 % of mass 95	21.3	
75	30.0 - 60.0 % of mass 95	45.5	
95	Base Peak, 100% relative abundance	100.0	
96	5.0 - 9.0 % of mass 95	6.6	
173	Less than 2.0 % of mass 174	0.0	(0.0) 1
174	50.0 - 120.00 % of mass 95	81.4	
175	5.0 - 9.0 % of mass 174	5.9	(7.2) 1
176	95.0 - 101.0 % of mass 174	78.6	(96.5) 1
177	5.0 - 9.0 % of mass 176	5.0	(6.4) 2

1-Value is % mass 174 2-Value is % mass 176

THIS CHECK APPLIES TO THE FOLLOWING SAMPLES, MS, MSD, BLANKS AND STANDARDS:

CLIENT SAMPLE ID	LAB SAMPLE ID	LAB FILE ID	DATE ANALYZED	TIME ANALYZED
	CCVIS 240-417546/4	UX88056.D	12/28/2019	06:45
	CCV 240-417546/5	UX88057.D	12/28/2019	07:07
	LCS 240-417546/6	UX88058.D	12/28/2019	07:30
	MB 240-417546/7	UX88059.D	12/28/2019	07:52
E-SB-1793-12-14	240-123986-5	UX88065.D	12/28/2019	10:08
E-SB-1794-12-14	240-123986-6	UX88066.D	12/28/2019	10:30
E-SB-1797-8-10	240-123986-7	UX88067.D	12/28/2019	10:52
	240-124077-C-5-B MS	UX88072.D	12/28/2019	12:43
	240-124077-C-5-C MSD	UX88073.D	12/28/2019	13:05

FORM VIII
GC/MS VOA INTERNAL STANDARD AREA AND RETENTION TIME SUMMARY

Lab Name: Eurofins TestAmerica, Canton Job No.: 240-123986-1

SDG No.:

Sample No.: ICIS 240-408884/6 Date Analyzed: 11/02/2019 14:28

Instrument ID: A3UX14 GC Column: DB-624 ID: 0.18(mm)

Lab File ID (Standard): 1422506.D Heated Purge: (Y/N) Y

Calibration ID: 54114

		FB		CBNZd5		DCBd4	
		AREA #	RT #	AREA #	RT #	AREA #	RT #
INITIAL CALIBRATION MID-POINT		1737951	6.25	1299835	9.23	575291	11.23
UPPER LIMIT		3475902	6.75	2599670	9.73	1150582	11.73
LOWER LIMIT		868976	5.75	649918	8.73	287646	10.73
LAB SAMPLE ID	CLIENT SAMPLE ID						
ICV 240-408884/13		1735902	6.25	1312710	9.23	591425	11.23
CCVIS 240-417294/10		1662313	6.25	1265432	9.23	587668	11.23

FB = Fluorobenzene
CBNZd5 = Chlorobenzene-d5
DCBd4 = 1,4-Dichlorobenzene-d4

Area Limit = 50%-200% of internal standard area
RT Limit = ± 0.5 minutes of internal standard RT

Column used to flag values outside QC limits

FORM VIII 8260B

FORM VIII
GC/MS VOA INTERNAL STANDARD AREA AND RETENTION TIME SUMMARY

Lab Name: Eurofins TestAmerica, Canton Job No.: 240-123986-1

SDG No.:

Sample No.: CCVIS 240-417294/10 Date Analyzed: 12/26/2019 15:37

Instrument ID: A3UX14 GC Column: DB-624 ID: 0.18(mm)

Lab File ID (Standard): 1423267.D Heated Purge: (Y/N) Y

Calibration ID: 54243

		FB		CBNZd5		DCBd4	
		AREA #	RT #	AREA #	RT #	AREA #	RT #
12/24 HOUR STD		1662313	6.25	1265432	9.23	587668	11.23
UPPER LIMIT		3324626	6.75	2530864	9.73	1175336	11.73
LOWER LIMIT		831157	5.75	632716	8.73	293834	10.73
LAB SAMPLE ID	CLIENT SAMPLE ID						
CCV 240-417294/4		1631568	6.25	1243423	9.23	557513	11.23
LCS 240-417294/5		1794720	6.25	1368688	9.23	655234	11.23
LCS 240-417294/6		1715571	6.25	1313219	9.23	594686	11.23
MB 240-417294/8		1731354	6.25	1321437	9.23	598938	11.23
240-123986-2	E-SB-1798-6-8	2066293	6.25	1585424	9.23	730174	11.23
240-123986-3	E-SB-1799-2-4	1768048	6.25	1213205	9.23	445809	11.23
240-123986-4	E-SB-1795-2-3	1872767	6.25	1364473	9.23	557910	11.23
240-123986-4 MS	E-SB-1795-2-3 MS	1967719	6.25	1476613	9.23	597036	11.23
240-123986-4 MSD	E-SB-1795-2-3 MSD	2022721	6.25	1533347	9.23	684703	11.23

FB = Fluorobenzene
CBNZd5 = Chlorobenzene-d5
DCBd4 = 1,4-Dichlorobenzene-d4

Area Limit = 50%-200% of internal standard area
RT Limit = ± 0.5 minutes of internal standard RT

Column used to flag values outside QC limits

FORM VIII 8260B

FORM VIII
GC/MS VOA INTERNAL STANDARD AREA AND RETENTION TIME SUMMARY

Lab Name: Eurofins TestAmerica, Canton Job No.: 240-123986-1

SDG No.:

Sample No.: ICIS 240-411174/6 Date Analyzed: 11/15/2019 16:57

Instrument ID: A3UX18 GC Column: DB-624 ID: 0.18(mm)

Lab File ID (Standard): 181405.D Heated Purge: (Y/N) Y

Calibration ID: 54341

		FB		CBNZd5		DCBd4	
		AREA #	RT #	AREA #	RT #	AREA #	RT #
INITIAL CALIBRATION MID-POINT		327899	6.53	248592	9.28	108979	11.24
UPPER LIMIT		655798	7.03	497184	9.78	217958	11.74
LOWER LIMIT		163950	6.03	124296	8.78	54490	10.74
LAB SAMPLE ID	CLIENT SAMPLE ID						
ICV 240-411174/12		314067	6.53	249240	9.27	112370	11.24
CCVIS 240-417275/3		314142	6.53	227015	9.28	108030	11.24

FB = Fluorobenzene
CBNZd5 = Chlorobenzene-d5
DCBd4 = 1,4-Dichlorobenzene-d4

Area Limit = 50%-200% of internal standard area
RT Limit = ± 0.5 minutes of internal standard RT

Column used to flag values outside QC limits

FORM VIII 8260B

FORM VIII
GC/MS VOA INTERNAL STANDARD AREA AND RETENTION TIME SUMMARY

Lab Name: Eurofins TestAmerica, Canton Job No.: 240-123986-1

SDG No.:

Sample No.: CCVIS 240-417275/3 Date Analyzed: 12/26/2019 12:36

Instrument ID: A3UX18 GC Column: DB-624 ID: 0.18(mm)

Lab File ID (Standard): 181733.D Heated Purge: (Y/N) Y

Calibration ID: 54345

		FB		CBNZd5		DCBd4	
		AREA #	RT #	AREA #	RT #	AREA #	RT #
12/24 HOUR STD		314142	6.53	227015	9.28	108030	11.24
UPPER LIMIT		628284	7.03	454030	9.78	216060	11.74
LOWER LIMIT		157071	6.03	113508	8.78	54015	10.74
LAB SAMPLE ID	CLIENT SAMPLE ID						
CCV 240-417275/4		310996	6.53	226259	9.27	105674	11.24
LCS 240-417275/5		292738	6.53	217631	9.28	104340	11.24
MB 240-417275/6		281031	6.53	205284	9.27	97923	11.24
LCS 240-417275/7		277172	6.53	208769	9.28	100260	11.24
240-123869-C-5 MS		285166	6.53	209144	9.27	100307	11.24
240-123869-C-5 MSD		285193	6.53	210538	9.28	98636	11.24
240-123986-1	TB-121619	254523	6.53	187085	9.28	87861	11.24

FB = Fluorobenzene
CBNZd5 = Chlorobenzene-d5
DCBd4 = 1,4-Dichlorobenzene-d4

Area Limit = 50%-200% of internal standard area
RT Limit = ± 0.5 minutes of internal standard RT

Column used to flag values outside QC limits

FORM VIII 8260B

FORM VIII
GC/MS VOA INTERNAL STANDARD AREA AND RETENTION TIME SUMMARY

Lab Name: Eurofins TestAmerica, Canton Job No.: 240-123986-1

SDG No.:

Sample No.: ICIS 240-408938/7 Date Analyzed: 11/04/2019 03:30

Instrument ID: A3UX8 GC Column: DB-624 ID: 0.18(mm)

Lab File ID (Standard): UX87324.D Heated Purge: (Y/N) Y

Calibration ID: 54202

		FB		CBNZd5		DCBd4	
		AREA #	RT #	AREA #	RT #	AREA #	RT #
INITIAL CALIBRATION MID-POINT		801591	5.09	556046	7.60	281117	9.78
UPPER LIMIT		1603182	5.59	1112092	8.10	562234	10.28
LOWER LIMIT		400796	4.59	278023	7.10	140559	9.28
LAB SAMPLE ID	CLIENT SAMPLE ID						
ICV 240-408938/13		763418	5.09	515888	7.60	269522	9.79
CCVIS 240-417546/4		748510	5.08	489756	7.60	265610	9.79

FB = Fluorobenzene
CBNZd5 = Chlorobenzene-d5
DCBd4 = 1,4-Dichlorobenzene-d4

Area Limit = 50%-200% of internal standard area
RT Limit = ± 0.5 minutes of internal standard RT

Column used to flag values outside QC limits

FORM VIII 8260B

FORM VIII
GC/MS VOA INTERNAL STANDARD AREA AND RETENTION TIME SUMMARY

Lab Name: Eurofins TestAmerica, Canton Job No.: 240-123986-1

SDG No.:

Sample No.: CCVIS 240-417546/4 Date Analyzed: 12/28/2019 06:45

Instrument ID: A3UX8 GC Column: DB-624 ID: 0.18(mm)

Lab File ID (Standard): UX88056.D Heated Purge: (Y/N) Y

Calibration ID: 54202

		FB		CBNZd5		DCBd4	
		AREA #	RT #	AREA #	RT #	AREA #	RT #
12/24 HOUR STD		748510	5.08	489756	7.60	265610	9.79
UPPER LIMIT		1497020	5.58	979512	8.10	531220	10.29
LOWER LIMIT		374255	4.58	244878	7.10	132805	9.29
LAB SAMPLE ID	CLIENT SAMPLE ID						
CCV 240-417546/5		769045	5.09	524520	7.59	261086	9.78
LCS 240-417546/6		758755	5.09	500966	7.60	262802	9.78
MB 240-417546/7		718056	5.09	472772	7.60	246524	9.78
240-123986-5	E-SB-1793-12-14	614790	5.09	367657	7.60	138942	9.79
240-123986-6	E-SB-1794-12-14	614009	5.09	410408	7.60	210612	9.78
240-123986-7	E-SB-1797-8-10	620115	5.09	406906	7.59	207677	9.78
240-124077-C-5-B MS		494362	5.09	166147*	7.59	34003*	9.78
240-124077-C-5-C MSD		565365	5.09	246812	7.60	73125*	9.78

FB = Fluorobenzene
CBNZd5 = Chlorobenzene-d5
DCBd4 = 1,4-Dichlorobenzene-d4

Area Limit = 50%-200% of internal standard area
RT Limit = ± 0.5 minutes of internal standard RT

Column used to flag values outside QC limits

FORM VIII 8260B

FORM I
GC/MS VOA ORGANICS ANALYSIS DATA SHEET

Lab Name: Eurofins TestAmerica, Canton Job No.: 240-123986-1

SDG No.:

Client Sample ID: TB-121619 Lab Sample ID: 240-123986-1

Matrix: Water Lab File ID: 181757.D

Analysis Method: 8260B Date Collected: 12/16/2019 00:00

Sample wt/vol: 5(mL) Date Analyzed: 12/26/2019 22:57

Soil Aliquot Vol: Dilution Factor: 1

Soil Extract Vol.: GC Column: DB-624 ID: 0.18(mm)

% Moisture: Level: (low/med) Low

Analysis Batch No.: 417275 Units: ug/L

CAS NO.	COMPOUND NAME	RESULT	Q	RL	MDL
67-64-1	Acetone	5.4	U	10	5.4
630-20-6	1,1,1,2-Tetrachloroethane	0.14	U	1.0	0.14
71-43-2	Benzene	0.13	U	1.0	0.13
75-27-4	Bromodichloromethane	0.17	U	1.0	0.17
75-25-2	Bromoform	0.76	U	1.0	0.76
74-83-9	Bromomethane	0.42	U	1.0	0.42
78-93-3	2-Butanone (MEK)	1.2	U	10	1.2
75-15-0	Carbon disulfide	0.28	U	1.0	0.28
56-23-5	Carbon tetrachloride	0.26	U	1.0	0.26
108-90-7	Chlorobenzene	0.14	U	1.0	0.14
75-00-3	Chloroethane	0.83	U	1.0	0.83
67-66-3	Chloroform	0.13	U	1.0	0.13
563-58-6	1,1-Dichloropropene	0.14	U	1.0	0.14
74-87-3	Chloromethane	0.20	U	1.0	0.20
75-34-3	1,1-Dichloroethane	0.17	U	1.0	0.17
87-61-6	1,2,3-Trichlorobenzene	0.54	U	1.0	0.54
96-18-4	1,2,3-Trichloropropane	0.24	U	1.0	0.24
107-06-2	1,2-Dichloroethane	0.21	U	1.0	0.21
75-35-4	1,1-Dichloroethene	0.19	U	1.0	0.19
526-73-8	1,2,3-Trimethylbenzene	0.14	U	5.0	0.14
78-87-5	1,2-Dichloropropane	0.15	U	1.0	0.15
95-63-6	1,2,4-Trimethylbenzene	0.070	U	1.0	0.070
10061-01-5	cis-1,3-Dichloropropene	0.61	U	1.0	0.61
10061-02-6	trans-1,3-Dichloropropene	0.67	U	1.0	0.67
100-41-4	Ethylbenzene	0.11	U	1.0	0.11
591-78-6	2-Hexanone	0.54	U	10	0.54
75-09-2	Methylene Chloride	2.6	U	5.0	2.6
108-10-1	4-Methyl-2-pentanone (MIBK)	0.42	U	10	0.42
100-42-5	Styrene	0.10	U	1.0	0.10
79-34-5	1,1,2,2-Tetrachloroethane	0.13	U	1.0	0.13
127-18-4	Tetrachloroethene	0.15	U	1.0	0.15
108-88-3	Toluene	0.14	U	1.0	0.14
79-01-6	Trichloroethene	0.10	U	1.0	0.10
75-01-4	Vinyl chloride	0.20	U	1.0	0.20
1330-20-7	Xylenes, Total	0.15	U	2.0	0.15
71-55-6	1,1,1-Trichloroethane	0.24	U	1.0	0.24

FORM I
GC/MS VOA ORGANICS ANALYSIS DATA SHEET

Lab Name: Eurofins TestAmerica, Canton Job No.: 240-123986-1

SDG No.:

Client Sample ID: TB-121619 Lab Sample ID: 240-123986-1

Matrix: Water Lab File ID: 181757.D

Analysis Method: 8260B Date Collected: 12/16/2019 00:00

Sample wt/vol: 5(mL) Date Analyzed: 12/26/2019 22:57

Soil Aliquot Vol: Dilution Factor: 1

Soil Extract Vol.: GC Column: DB-624 ID: 0.18(mm)

% Moisture: Level: (low/med) Low

Analysis Batch No.: 417275 Units: ug/L

CAS NO.	COMPOUND NAME	RESULT	Q	RL	MDL
142-28-9	1,3-Dichloropropane	0.21	U	1.0	0.21
96-12-8	1,2-Dibromo-3-Chloropropane	0.91	U	2.0	0.91
106-93-4	1,2-Dibromoethane	0.12	U	1.0	0.12
75-71-8	Dichlorodifluoromethane	0.35	U	1.0	0.35
156-59-2	cis-1,2-Dichloroethene	0.16	U	1.0	0.16
156-60-5	trans-1,2-Dichloroethene	0.19	U	1.0	0.19
98-82-8	Isopropylbenzene	0.090	U	1.0	0.090
1634-04-4	Methyl tert-butyl ether	0.070	U	1.0	0.070
76-13-1	1,1,2-Trichlorotrifluoroethane	0.41	U	1.0	0.41
120-82-1	1,2,4-Trichlorobenzene	0.26	U	1.0	0.26
594-20-7	2,2-Dichloropropane	0.31	U	1.0	0.31
95-50-1	1,2-Dichlorobenzene	0.15	U	1.0	0.15
541-73-1	1,3-Dichlorobenzene	0.15	U	1.0	0.15
106-46-7	1,4-Dichlorobenzene	0.16	U	1.0	0.16
110-75-8	2-Chloroethyl vinyl ether	0.26	U	10	0.26
75-69-4	Trichlorofluoromethane	0.45	U	1.0	0.45
95-49-8	2-Chlorotoluene	0.15	U	1.0	0.15
124-48-1	Chlorodibromomethane	0.39	U	1.0	0.39
108-86-1	Bromobenzene	0.12	U	1.0	0.12
74-97-5	Bromochloromethane	0.14	U	1.0	0.14
106-43-4	4-Chlorotoluene	0.090	U	1.0	0.090
99-87-6	4-Isopropyltoluene	0.13	U	1.0	0.13
87-68-3	Hexachlorobutadiene	0.83	U	1.0	0.83
74-95-3	Dibromomethane	0.090	U	1.0	0.090
108-20-3	Diisopropyl ether	0.17	U	10	0.17
91-20-3	Naphthalene	0.32	U	1.0	0.32
104-51-8	n-Butylbenzene	0.14	U	1.0	0.14
103-65-1	N-Propylbenzene	0.15	U	1.0	0.15
135-98-8	sec-Butylbenzene	0.13	U	1.0	0.13
994-05-8	Tert-amyl methyl ether	0.11	U	5.0	0.11
637-92-3	Ethyl tert-butyl ether	0.15	U	5.0	0.15
98-06-6	tert-Butylbenzene	0.14	U	1.0	0.14
108-05-4	Vinyl acetate	0.19	U	2.0	0.19
75-65-0	tert-Butyl alcohol	1.7	U	40	1.7

FORM I
GC/MS VOA ORGANICS ANALYSIS DATA SHEET

Lab Name: Eurofins TestAmerica, Canton Job No.: 240-123986-1

SDG No.:

Client Sample ID: TB-121619 Lab Sample ID: 240-123986-1

Matrix: Water Lab File ID: 181757.D

Analysis Method: 8260B Date Collected: 12/16/2019 00:00

Sample wt/vol: 5(mL) Date Analyzed: 12/26/2019 22:57

Soil Aliquot Vol: Dilution Factor: 1

Soil Extract Vol.: GC Column: DB-624 ID: 0.18(mm)

% Moisture: Level: (low/med) Low

Analysis Batch No.: 417275 Units: ug/L

CAS NO.	SURROGATE	%REC	Q	LIMITS
17060-07-0	1,2-Dichloroethane-d4 (Surr)	88		75-130
460-00-4	4-Bromofluorobenzene (Surr)	90		47-134
2037-26-5	Toluene-d8 (Surr)	106		69-122
1868-53-7	Dibromofluoromethane (Surr)	92		78-129

Eurofins TestAmerica, Canton
Target Compound Quantitation Report

Data File: \\chromna\Canton\ChromData\A3UX18\20191226-94559.b\181757.D
Lims ID: 240-123986-B-1
Client ID: TB-121619
Sample Type: Client
Inject. Date: 26-Dec-2019 22:57:30 ALS Bottle#: 26 Worklist Smp#: 27
Purge Vol: 5.000 mL Dil. Factor: 1.0000
Sample Info: 240-123986-b-1
Misc. Info.: 240-0094559-027
Operator ID: 002808 Instrument ID: A3UX18

Method: \\chromna\Canton\ChromData\A3UX18\20191226-94559.b\8260_18.m
Limit Group: MSV 8260B ICAL
Last Update: 27-Dec-2019 10:27:16 Calib Date: 18-Nov-2019 16:03:30
Integrator: RTE ID Type: Deconvolution ID
Quant Method: Internal Standard Quant By: Initial Calibration
Last ICal File: \\chromna\Canton\ChromData\A3UX18\20191118-93277.b\181425.D

Column 1 : DB-624 (0.18 mm) Det: MS SCAN
Process Host: CTX0335

First Level Reviewer: macenczaks Date: 27-Dec-2019 10:25:19

Compound	Sig	RT (min.)	Exp RT (min.)	Dlt RT (min.)	Q	Response	OnCol Amt ug/l	Flags
* 1 Fluorobenzene	96	6.529	6.529	0.000	100	254523	30.0	
* 2 Chlorobenzene-d5	117	9.275	9.274	0.001	97	187085	30.0	
* 3 1,4-Dichlorobenzene-d4	152	11.239	11.239	0.000	97	87861	30.0	
$ 4 Dibromofluoromethane (Surr	113	5.831	5.832	-0.001	93	54850	27.6	
$ 5 1,2-Dichloroethane-d4 (Sur	65	6.174	6.175	-0.001	98	63596	26.3	
$ 6 Toluene-d8 (Surr)	98	8.020	8.021	-0.001	94	242556	31.8	
$ 7 4-Bromofluorobenzene (Surr	95	10.269	10.269	0.000	0	83134	26.9	
9 Dichlorodifluoromethane	85		1.312				ND	
10 Chloromethane	50		1.466				ND	
11 Vinyl chloride	62		1.584				ND	
13 Bromomethane	94		1.880				ND	
14 Chloroethane	64		1.986				ND	
16 Trichlorofluoromethane	101		2.247				ND	
19 1,1-Dichloroethene	96		2.814				ND	
20 1,1,2-Trichloro-1,2,2-trif	151		2.850				ND	
21 Acetone	43		2.874				ND	
24 Carbon disulfide	76		3.051				ND	
28 Methylene Chloride	84		3.442				ND	
29 2-Methyl-2-propanol	59		3.678				ND	
31 trans-1,2-Dichloroethene	96		3.856				ND	
32 Methyl tert-butyl ether	73		3.879				ND	
34 1,1-Dichloroethane	63		4.483				ND	
36 Vinyl acetate	86		4.625				ND	
37 Isopropyl ether	87		4.660				ND	
38 Tert-butyl ethyl ether	59		5.133				ND	
39 2,2-Dichloropropane	97		5.252				ND	
40 cis-1,2-Dichloroethene	96		5.264				ND	
41 2-Butanone (MEK)	43		5.299				ND	U
44 Chlorobromomethane	128		5.536				ND	
47 Chloroform	83		5.654				ND	
48 1,1,1-Trichloroethane	97		5.832				ND	

Compound	Sig	RT (min.)	Exp RT (min.)	Dlt RT (min.)	Q	Response	OnCol Amt ug/l	Flags
51 Carbon tetrachloride	117		6.021				ND	
50 1,1-Dichloropropene	75		6.021				ND	
53 Benzene	78		6.234				ND	
54 1,2-Dichloroethane	62		6.258				ND	
55 Tert-amyl methyl ether	73		6.387				ND	
58 Trichloroethene	130		6.897				ND	
61 1,2-Dichloropropane	63		7.098				ND	
62 Dibromomethane	93		7.204				ND	
66 Dichlorobromomethane	83		7.370				ND	
68 2-Chloroethyl vinyl ether	63		7.666				ND	
69 cis-1,3-Dichloropropene	75		7.784				ND	
70 4-Methyl-2-pentanone (MIBK	43		7.926				ND	
71 Toluene	91		8.080				ND	
72 trans-1,3-Dichloropropene	75		8.281				ND	
75 Tetrachloroethene	164		8.565				ND	
76 1,3-Dichloropropane	76		8.577				ND	
77 2-Hexanone	43		8.660				ND	
78 Chlorodibromomethane	129		8.778				ND	
80 Ethylene Dibromide	107		8.861				ND	
81 Chlorobenzene	112		9.299				ND	
82 1,1,1,2-Tetrachloroethane	131		9.370				ND	
83 Ethylbenzene	106		9.394				ND	
84 m-Xylene & p-Xylene	106		9.500				ND	
85 o-Xylene	106		9.831				ND	
86 Styrene	104		9.843				ND	
87 Bromoform	173		9.985				ND	
88 Isopropylbenzene	105		10.151				ND	
90 1,1,2,2-Tetrachloroethane	83		10.387				ND	
91 Bromobenzene	156		10.399				ND	
92 1,2,3-Trichloropropane	110		10.423				ND	
94 N-Propylbenzene	120		10.494				ND	
95 2-Chlorotoluene	126		10.565				ND	
97 4-Chlorotoluene	126		10.648				ND	
98 tert-Butylbenzene	119		10.920				ND	
100 1,2,4-Trimethylbenzene	105		10.955				ND	
101 sec-Butylbenzene	105		11.097				ND	
102 1,3-Dichlorobenzene	146		11.192				ND	
103 4-Isopropyltoluene	119		11.228				ND	
104 1,4-Dichlorobenzene	146		11.263				ND	
105 1,2,3-Trimethylbenzene	105		11.310				ND	
107 n-Butylbenzene	91		11.571				ND	
108 1,2-Dichlorobenzene	146		11.571				ND	
109 1,2-Dibromo-3-Chloropropan	157		12.222				ND	
112 1,2,4-Trichlorobenzene	180		12.920				ND	
113 Hexachlorobutadiene	225		13.074				ND	
114 Naphthalene	128		13.121				ND	
115 1,2,3-Trichlorobenzene	180		13.322				ND	
S 134 Xylenes, Total	106		16.530				ND	

QC Flag Legend

Review Flags

U - Marked Undetected

Reagents:

vm150ss_00017	Amount Added:	1.00	Units: uL	Run Reagent
vm40ml_vials_00014	Amount Added:	0.00	Units:	Run Reagent
vm150is_00159	Amount Added:	1.00	Units: uL	Run Reagent
vmDist_H2o_00162	Amount Added:	0.00	Units:	Run Reagent

Report Date: 27-Dec-2019 10:27:44 Chrom Revision: 2.3 15-Dec-2019 06:20:02

Eurofins TestAmerica, Canton

Data File: \\chromna\Canton\ChromData\A3UX18\20191226-94559.b\181757.D

Injection Date:	26-Dec-2019 22:57:30	Instrument ID:	A3UX18	Operator ID:	002808
Lims ID:	240-123986-B-1	Lab Sample ID:	240-123986-1	Worklist Smp#:	27
Client ID:	TB-121619				
Purge Vol:	5.000 mL	Dil. Factor:	1.0000	ALS Bottle#:	26
Method:	8260_18	Limit Group:	MSV 8260B ICAL		

Column: DB-624 (0.18 mm)

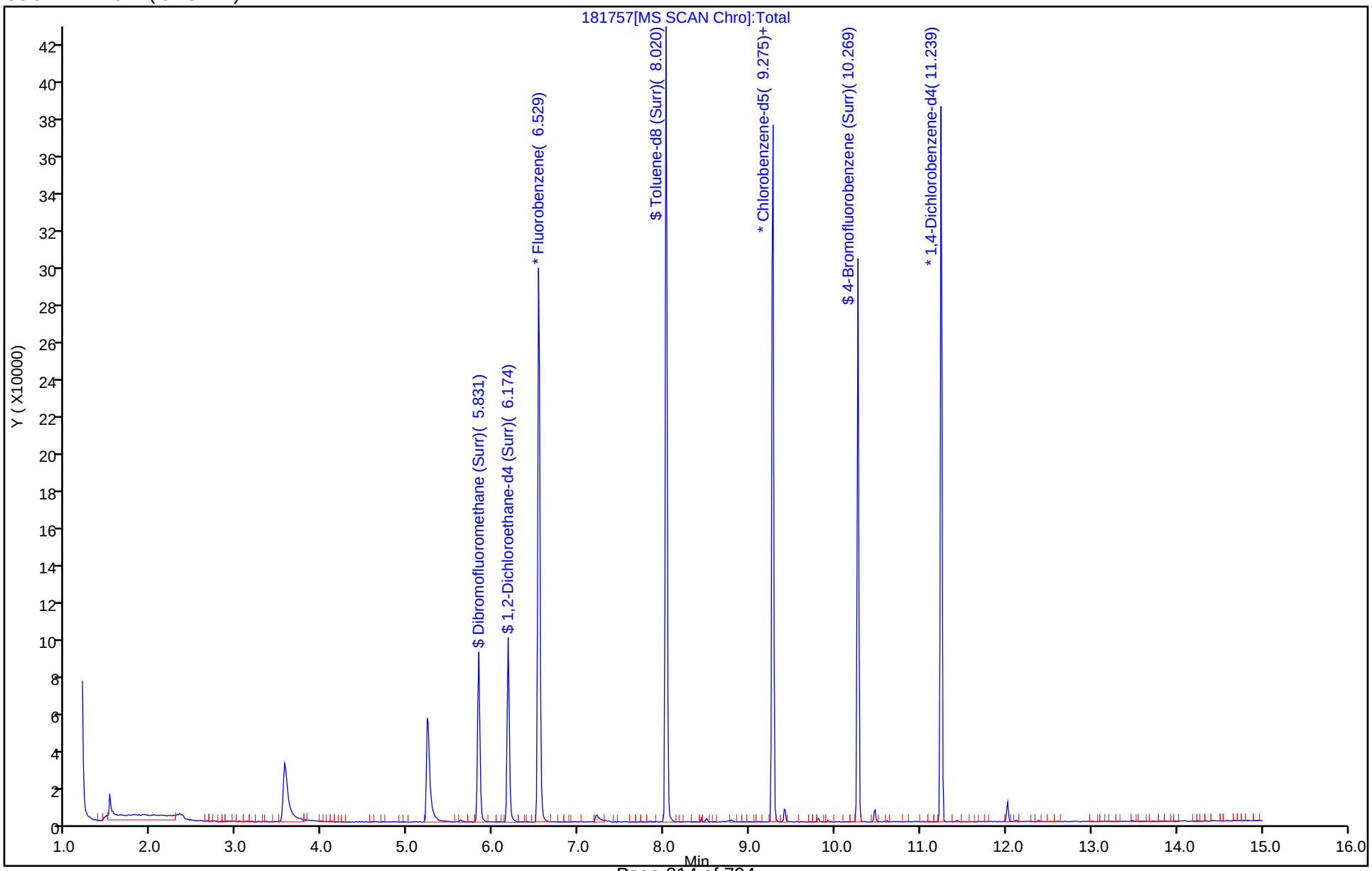

Eurofins TestAmerica, Canton
Recovery Report

Data File: \\chromna\Canton\ChromData\A3UX18\20191226-94559.b\181757.D
Lims ID: 240-123986-B-1
Client ID: TB-121619
Sample Type: Client
Inject. Date: 26-Dec-2019 22:57:30 ALS Bottle#: 26 Worklist Smp#: 27
Purge Vol: 5.000 mL Dil. Factor: 1.0000
Sample Info: 240-123986-b-1
Misc. Info.: 240-0094559-027
Operator ID: 002808 Instrument ID: A3UX18

Method: \\chromna\Canton\ChromData\A3UX18\20191226-94559.b\8260_18.m
Limit Group: MSV 8260B ICAL
Last Update: 27-Dec-2019 10:27:16 Calib Date: 18-Nov-2019 16:03:30
Integrator: RTE ID Type: Deconvolution ID
Quant Method: Internal Standard Quant By: Initial Calibration
Last ICal File: \\chromna\Canton\ChromData\A3UX18\20191118-93277.b\181425.D

Column 1 : DB-624 (0.18 mm) Det: MS SCAN
Process Host: CTX0335

First Level Reviewer: macenczaks Date: 27-Dec-2019 10:25:19

Compound	Amount Added	Amount Recovered	% Rec.
$ 4 Dibromofluoromethane (Surr)	30.0	27.6	92.03
$ 5 1,2-Dichloroethane-d4 (Surr)	30.0	26.3	87.72
$ 6 Toluene-d8 (Surr)	30.0	31.8	106.05
$ 7 4-Bromofluorobenzene (Surr)	30.0	26.9	89.52

User Disabled Compound Report

Eurofins TestAmerica, Canton

Data File:	\\chromna\Canton\ChromData\A3UX18\20191226-94559.b\181757.D				
Injection Date:	26-Dec-2019 22:57:30	Instrument ID:	A3UX18		
Lims ID:	240-123986-B-1	Lab Sample ID:	240-123986-1		
Client ID:	TB-121619				
Operator ID:	002808	ALS Bottle#:	26	Worklist Smp#:	27
Purge Vol:	5.000 mL	Dil. Factor:	1.0000		
Method:	8260_18	Limit Group:	MSV 8260B ICAL		
Column:	DB-624 (0.18 mm)	Detector	MS SCAN		

41 2-Butanone (MEK), CAS: 78-93-3

Processing Results

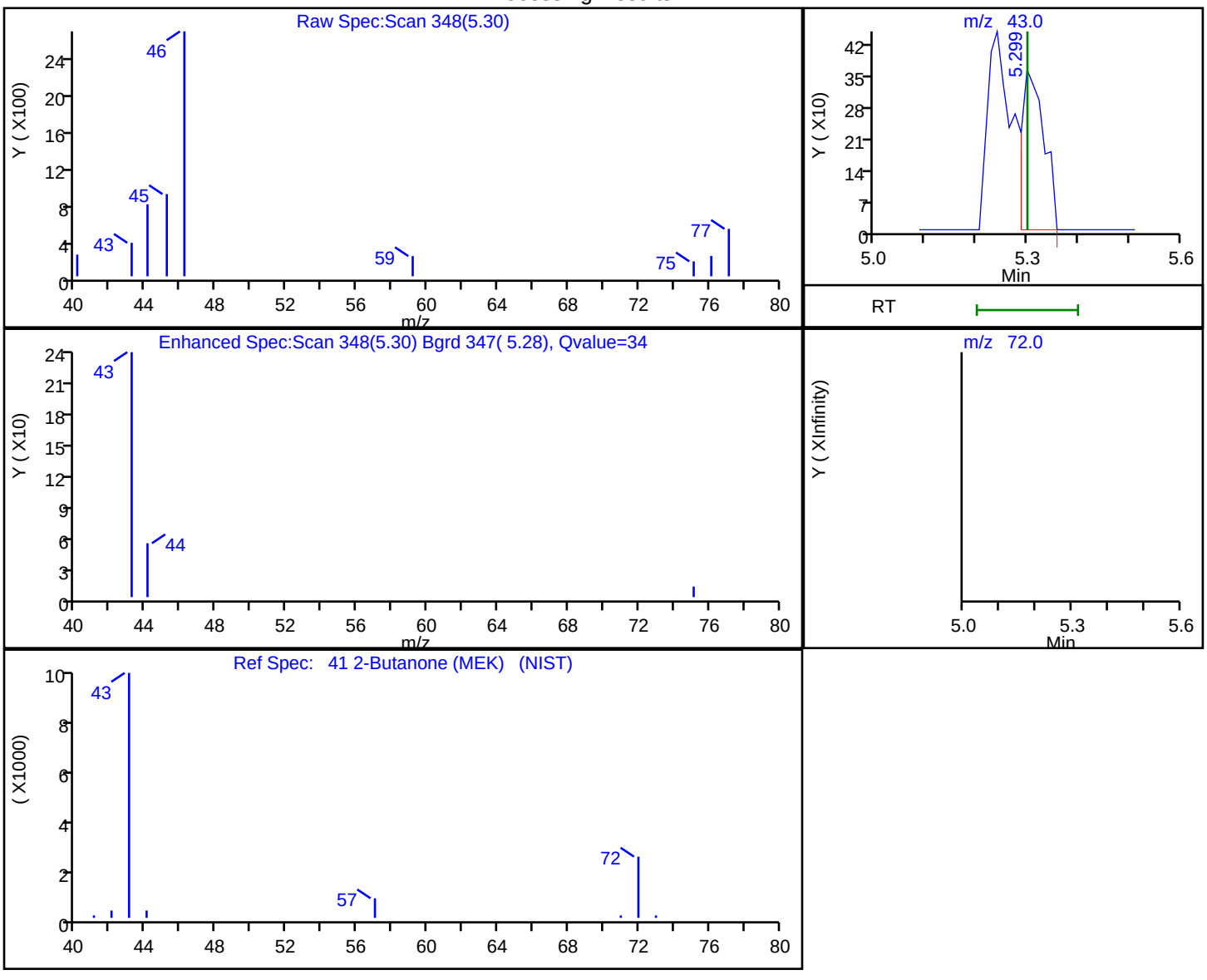

RT	Mass	Response	Amount
5.30	43.00	1104	1.221944
5.30	72.00	0	

Reviewer: macenczaks, 27-Dec-2019 10:25:13

Audit Action: Marked Compound Undetected Audit Reason: Invalid Compound ID

FORM I
GC/MS VOA ORGANICS ANALYSIS DATA SHEET

Lab Name: Eurofins TestAmerica, Canton Job No.: 240-123986-1

SDG No.:

Client Sample ID: E-SB-1798-6-8 Lab Sample ID: 240-123986-2

Matrix: Solid Lab File ID: 1423291.D

Analysis Method: 8260B Date Collected: 12/16/2019 13:45

Sample wt/vol: 5.1944(g) Date Analyzed: 12/27/2019 00:30

Soil Aliquot Vol: Dilution Factor: 1

Soil Extract Vol.: GC Column: DB-624 ID: 0.18(mm)

% Moisture: 15.5 Level: (low/med) Low

Analysis Batch No.: 417294 Units: ug/Kg

CAS NO.	COMPOUND NAME	RESULT	Q	RL	MDL
630-20-6	1,1,1,2-Tetrachloroethane	3.4	U	5.7	3.4
71-55-6	1,1,1-Trichloroethane	0.93	U	5.7	0.93
79-34-5	1,1,2,2-Tetrachloroethane	1.6	U	5.7	1.6
76-13-1	1,1,2-Trichlorotrifluoroethane	1.5	U	5.7	1.5
75-34-3	1,1-Dichloroethane	0.79	U	5.7	0.79
75-35-4	1,1-Dichloroethene	1.0	U	5.7	1.0
563-58-6	1,1-Dichloropropene	1.1	U	5.7	1.1
87-61-6	1,2,3-Trichlorobenzene	0.65	U	5.7	0.65
96-18-4	1,2,3-Trichloropropane	1.8	U	5.7	1.8
526-73-8	1,2,3-Trimethylbenzene	2.1	U	5.7	2.1
120-82-1	1,2,4-Trichlorobenzene	0.65	U	5.7	0.65
95-63-6	1,2,4-Trimethylbenzene	1.2	U	5.7	1.2
96-12-8	1,2-Dibromo-3-Chloropropane	4.1	U	11	4.1
95-50-1	1,2-Dichlorobenzene	1.3	U	5.7	1.3
107-06-2	1,2-Dichloroethane	0.88	U	5.7	0.88
78-87-5	1,2-Dichloropropane	0.97	U	5.7	0.97
541-73-1	1,3-Dichlorobenzene	0.93	U	5.7	0.93
142-28-9	1,3-Dichloropropane	1.1	U	5.7	1.1
106-46-7	1,4-Dichlorobenzene	1.0	U	5.7	1.0
594-20-7	2,2-Dichloropropane	1.4	U	5.7	1.4
110-75-8	2-Chloroethyl vinyl ether	10	U	57	10
95-49-8	2-Chlorotoluene	1.1	U	5.7	1.1
591-78-6	2-Hexanone	4.7	U	23	4.7
108-86-1	Bromobenzene	1.3	U	5.7	1.3
74-97-5	Bromochloromethane	0.68	U	5.7	0.68
106-43-4	4-Chlorotoluene	0.98	U	5.7	0.98
99-87-6	4-Isopropyltoluene	3.4	U	5.7	3.4
67-64-1	Acetone	24	U	28	24
71-43-2	Benzene	0.80	U	5.7	0.80
75-25-2	Bromoform	2.7	U	5.7	2.7
74-83-9	Bromomethane	1.1	U	5.7	1.1
75-15-0	Carbon disulfide	1.3	U	5.7	1.3
56-23-5	Carbon tetrachloride	3.7	U	5.7	3.7
108-90-7	Chlorobenzene	1.0	U	5.7	1.0
75-00-3	Chloroethane	1.4	U	5.7	1.4
67-66-3	Chloroform	0.90	U	5.7	0.90

FORM I
GC/MS VOA ORGANICS ANALYSIS DATA SHEET

Lab Name: Eurofins TestAmerica, Canton Job No.: 240-123986-1

SDG No.:

Client Sample ID: E-SB-1798-6-8 Lab Sample ID: 240-123986-2

Matrix: Solid Lab File ID: 1423291.D

Analysis Method: 8260B Date Collected: 12/16/2019 13:45

Sample wt/vol: 5.1944(g) Date Analyzed: 12/27/2019 00:30

Soil Aliquot Vol: Dilution Factor: 1

Soil Extract Vol.: GC Column: DB-624 ID: 0.18(mm)

% Moisture: 15.5 Level: (low/med) Low

Analysis Batch No.: 417294 Units: ug/Kg

CAS NO.	COMPOUND NAME	RESULT	Q	RL	MDL
74-87-3	Chloromethane	1.2	U	5.7	1.2
156-59-2	cis-1,2-Dichloroethene	0.74	U	5.7	0.74
10061-01-5	cis-1,3-Dichloropropene	1.6	U	5.7	1.6
87-68-3	Hexachlorobutadiene	4.3	U	5.7	4.3
74-95-3	Dibromomethane	0.76	U	5.7	0.76
75-27-4	Bromodichloromethane	0.77	U	5.7	0.77
75-71-8	Dichlorodifluoromethane	1.1	U	5.7	1.1
100-41-4	Ethylbenzene	1.2	U	5.7	1.2
106-93-4	1,2-Dibromoethane	0.88	U	5.7	0.88
108-20-3	Diisopropyl ether	0.86	U	11	0.86
91-20-3	Naphthalene	3.1	U	5.7	3.1
104-51-8	n-Butylbenzene	4.0	U	5.7	4.0
98-82-8	Isopropylbenzene	0.95	U	5.7	0.95
103-65-1	N-Propylbenzene	0.83	U	5.7	0.83
78-93-3	2-Butanone (MEK)	4.1	U	23	4.1
108-10-1	4-Methyl-2-pentanone (MIBK)	4.2	U	23	4.2
135-98-8	sec-Butylbenzene	0.98	U	5.7	0.98
1634-04-4	Methyl tert-butyl ether	0.93	U	5.7	0.93
994-05-8	Tert-amyl methyl ether	2.6	U	5.7	2.6
75-09-2	Methylene Chloride	14	U	28	14
100-42-5	Styrene	1.3	U	5.7	1.3
637-92-3	Ethyl tert-butyl ether	2.6	U	5.7	2.6
98-06-6	tert-Butylbenzene	1.0	U	5.7	1.0
127-18-4	Tetrachloroethene	0.83	U	5.7	0.83
108-88-3	Toluene	0.88	U	5.7	0.88
156-60-5	trans-1,2-Dichloroethene	0.53	U	5.7	0.53
10061-02-6	trans-1,3-Dichloropropene	1.2	U	5.7	1.2
79-01-6	Trichloroethene	0.72	U	5.7	0.72
75-69-4	Trichlorofluoromethane	1.2	U	5.7	1.2
108-05-4	Vinyl acetate	2.4	U	11	2.4
75-01-4	Vinyl chloride	0.95	U	5.7	0.95
75-65-0	tert-Butyl alcohol	19	U	230	19
1330-20-7	Xylenes, Total	1.8	U	11	1.8
124-48-1	Chlorodibromomethane	3.2	U	5.7	3.2

FORM I
GC/MS VOA ORGANICS ANALYSIS DATA SHEET

Lab Name: Eurofins TestAmerica, Canton Job No.: 240-123986-1

SDG No.:

Client Sample ID: E-SB-1798-6-8 Lab Sample ID: 240-123986-2

Matrix: Solid Lab File ID: 1423291.D

Analysis Method: 8260B Date Collected: 12/16/2019 13:45

Sample wt/vol: 5.1944(g) Date Analyzed: 12/27/2019 00:30

Soil Aliquot Vol: Dilution Factor: 1

Soil Extract Vol.: GC Column: DB-624 ID: 0.18(mm)

% Moisture: 15.5 Level: (low/med) Low

Analysis Batch No.: 417294 Units: ug/Kg

CAS NO.	SURROGATE	%REC	Q	LIMITS
17060-07-0	1,2-Dichloroethane-d4 (Surr)	76		59-120
460-00-4	4-Bromofluorobenzene (Surr)	85		51-127
2037-26-5	Toluene-d8 (Surr)	84		64-124
1868-53-7	Dibromofluoromethane (Surr)	84		56-122

Eurofins TestAmerica, Canton
Target Compound Quantitation Report

Data File: \\chromna\Canton\ChromData\A3UX14\20191226-94563.b\1423291.D
Lims ID: 240-123986-B-2-A
Client ID: E-SB-1798-6-8
Sample Type: Client
Inject. Date: 27-Dec-2019 00:30:30 ALS Bottle#: 28 Worklist Smp#: 29
Purge Vol: 5.000 mL Dil. Factor: 1.0000
Sample Info: 240-123986-b-2-a
Misc. Info.: 240-0094563-029
Operator ID: 002808 Instrument ID: A3UX14

Method: \\chromna\Canton\ChromData\A3UX14\20191226-94563.b\8260_14.m
Limit Group: MSV 8260B ICAL
Last Update: 27-Dec-2019 09:51:57 Calib Date: 07-Nov-2019 19:26:30
Integrator: RTE ID Type: Deconvolution ID
Quant Method: Internal Standard Quant By: Initial Calibration
Last ICal File: \\chromna\Canton\ChromData\A3UX14\20191107-92918.b\1422636.D

Column 1 : DB-624 (0.18 mm) Det: MS SCAN
Process Host: CTX0325

First Level Reviewer: macenczaks Date: 27-Dec-2019 09:37:11

Compound	Sig	RT (min.)	Exp RT (min.)	Dlt RT (min.)	Q	Response	OnCol Amt ug/l	Flags
* 1 Fluorobenzene	96	6.246	6.246	0.000	99	2066293	50.0	
* 2 Chlorobenzene-d5	117	9.228	9.228	0.000	93	1585424	50.0	
* 3 1,4-Dichlorobenzene-d4	152	11.227	11.227	0.000	98	730174	50.0	
$ 4 Dibromofluoromethane (Surr	113	5.394	5.394	0.000	95	446244	42.1	
$ 5 1,2-Dichloroethane-d4 (Sur	65	5.808	5.808	0.000	90	445431	38.0	
$ 6 Toluene-d8 (Surr)	98	7.914	7.914	0.000	93	1850109	42.1	
$ 7 4-Bromofluorobenzene (Surr	95	10.245	10.245	0.000	0	606486	42.5	
9 Dichlorodifluoromethane	85		1.063				ND	
10 Chloromethane	50		1.193				ND	
11 Vinyl chloride	62		1.276				ND	U
13 Bromomethane	94		1.513				ND	
15 Chloroethane	64		1.595				ND	
17 Trichlorofluoromethane	101		1.797				ND	
21 1,1-Dichloroethene	96		2.246				ND	
22 1,1,2-Trichloro-1,2,2-trif	151		2.282				ND	
24 Acetone	43		2.317				ND	
26 Carbon disulfide	76		2.436				ND	
30 Methylene Chloride	84	2.743	2.755	-0.012	95	1380	0.1305	
31 2-Methyl-2-propanol	59	2.980	2.980	0.000	53	438	0.3220	
32 trans-1,2-Dichloroethene	96		3.075				ND	
33 Methyl tert-butyl ether	73		3.110				ND	
36 1,1-Dichloroethane	63		3.643				ND	
39 Vinyl acetate	86		3.785				ND	
38 Isopropyl ether	87		3.844				ND	
40 Tert-butyl ethyl ether	59		4.447				ND	
41 2,2-Dichloropropane	97		4.589				ND	
42 cis-1,2-Dichloroethene	96		4.601				ND	
43 2-Butanone (MEK)	43		4.696				ND	U
46 Chlorobromomethane	128		4.980				ND	
49 Chloroform	83		5.157				ND	
50 1,1,1-Trichloroethane	97		5.370				ND	

Compound	Sig	RT (min.)	Exp RT (min.)	Dlt RT (min.)	Q	Response	OnCol Amt ug/l	Flags
52 Carbon tetrachloride	117		5.595				ND	
53 1,1-Dichloropropene	75		5.607				ND	
54 Benzene	78		5.867				ND	
56 1,2-Dichloroethane	62	5.914	5.914	0.000	90	1702	0.1246	
57 Tert-amyl methyl ether	73		6.092				ND	
59 Trichloroethene	130		6.672				ND	
63 1,2-Dichloropropane	63		6.897				ND	
65 Dibromomethane	93		7.015				ND	
68 Dichlorobromomethane	83		7.216				ND	
70 2-Chloroethyl vinyl ether	63		7.559				ND	
71 cis-1,3-Dichloropropene	75		7.666				ND	
73 4-Methyl-2-pentanone (MIBK	43		7.855				ND	
74 Toluene	91		7.985				ND	
75 trans-1,3-Dichloropropene	75		8.210				ND	
78 Tetrachloroethene	164		8.482				ND	
79 1,3-Dichloropropane	76		8.518				ND	
80 2-Hexanone	43		8.624				ND	
82 Chlorodibromomethane	129		8.719				ND	
83 Ethylene Dibromide	107		8.802				ND	
85 Chlorobenzene	112		9.251				ND	
86 1,1,1,2-Tetrachloroethane	131		9.334				ND	
87 Ethylbenzene	106		9.358				ND	
88 m-Xylene & p-Xylene	106		9.464				ND	
89 o-Xylene	106		9.807				ND	
90 Styrene	104		9.819				ND	
91 Bromoform	173		9.961				ND	
92 Isopropylbenzene	105		10.127				ND	
94 Bromobenzene	156		10.375				ND	
95 1,1,2,2-Tetrachloroethane	83		10.387				ND	
96 1,2,3-Trichloropropane	110		10.411				ND	
98 N-Propylbenzene	120		10.482				ND	
99 2-Chlorotoluene	126		10.541				ND	
101 4-Chlorotoluene	126		10.636				ND	
103 tert-Butylbenzene	119		10.908				ND	
105 1,2,4-Trimethylbenzene	105		10.943				ND	
107 sec-Butylbenzene	105		11.097				ND	
108 1,3-Dichlorobenzene	146		11.168				ND	
109 4-Isopropyltoluene	119		11.216				ND	U
110 1,4-Dichlorobenzene	146		11.251				ND	U
111 1,2,3-Trimethylbenzene	105		11.298				ND	
113 n-Butylbenzene	91		11.559				ND	
114 1,2-Dichlorobenzene	146		11.559				ND	
115 1,2-Dibromo-3-Chloropropan	157		12.210				ND	
117 1,2,4-Trichlorobenzene	180		12.908				ND	
118 Hexachlorobutadiene	225		13.062				ND	
119 Naphthalene	128	13.109	13.109	0.000	97	14627	0.3991	
120 1,2,3-Trichlorobenzene	180		13.310				ND	U
S 134 Xylenes, Total	106		16.530				ND	

QC Flag Legend

Review Flags

U - Marked Undetected

Reagents:

VM250SS_00056	Amount Added:	1.00	Units: uL	Run Reagent
vm40ml_vials_00014	Amount Added:	0.00	Units:	Run Reagent
vmDist_H2o_00160	Amount Added:	0.00	Units:	Run Reagent
VM568718_00017	Amount Added:	1.00	Units: uL	Run Reagent

Report Date: 27-Dec-2019 09:52:45 Chrom Revision: 2.3 15-Dec-2019 06:20:02

Eurofins TestAmerica, Canton

Data File: \\chromna\Canton\ChromData\A3UX14\20191226-94563.b\1423291.D

Injection Date:	27-Dec-2019 00:30:30	Instrument ID:	A3UX14	Operator ID:	002808
Lims ID:	240-123986-B-2-A	Lab Sample ID:	240-123986-2	Worklist Smp#:	29
Client ID:	E-SB-1798-6-8				
Purge Vol:	5.000 mL	Dil. Factor:	1.0000	ALS Bottle#:	28
Method:	8260_14	Limit Group:	MSV 8260B ICAL		

Column: DB-624 (0.18 mm)

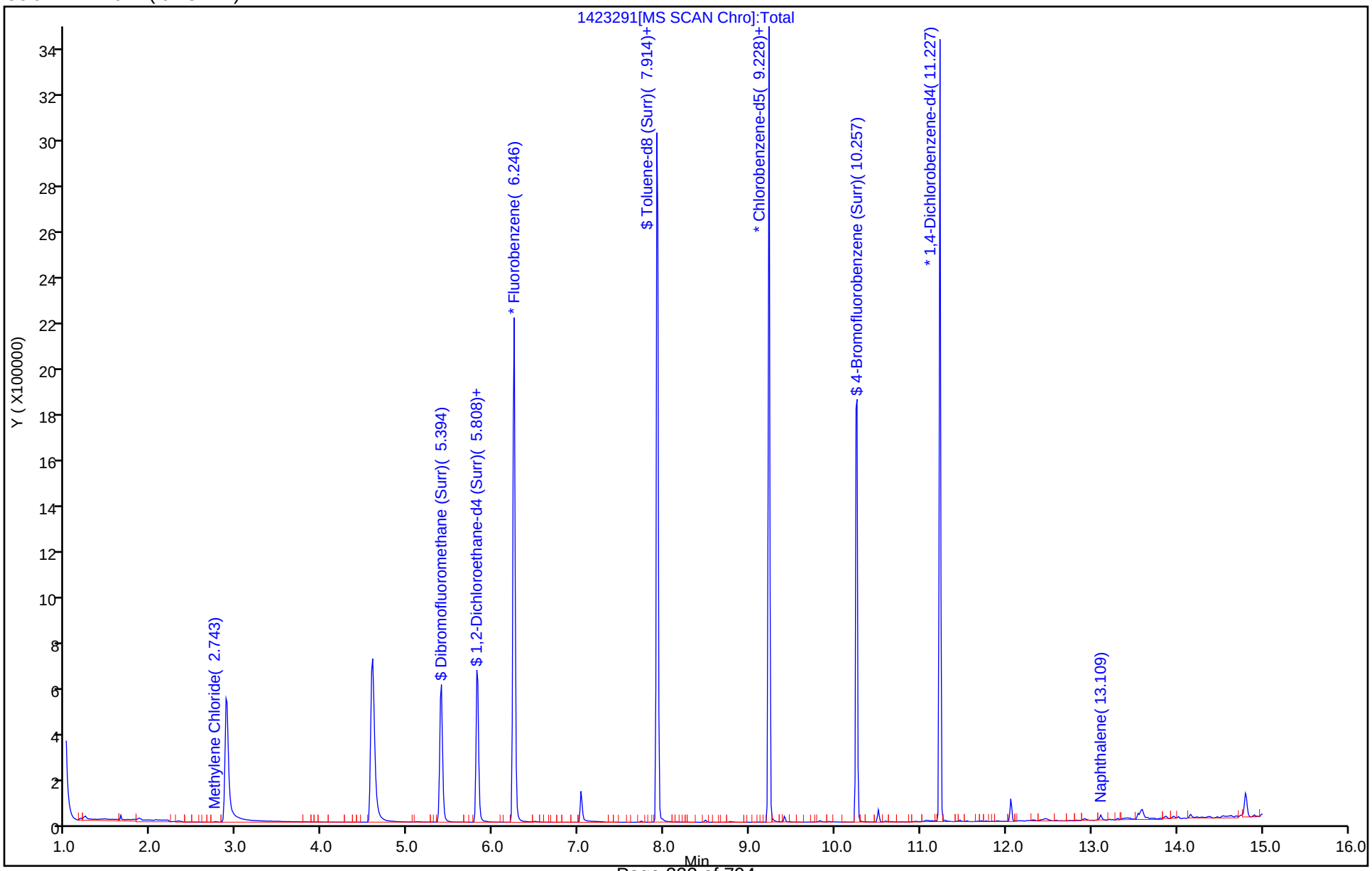

Eurofins TestAmerica, Canton
Recovery Report

Data File: \\chromna\Canton\ChromData\A3UX14\20191226-94563.b\1423291.D
Lims ID: 240-123986-B-2-A
Client ID: E-SB-1798-6-8
Sample Type: Client
Inject. Date: 27-Dec-2019 00:30:30 ALS Bottle#: 28 Worklist Smp#: 29
Purge Vol: 5.000 mL Dil. Factor: 1.0000
Sample Info: 240-123986-b-2-a
Misc. Info.: 240-0094563-029
Operator ID: 002808 Instrument ID: A3UX14

Method: \\chromna\Canton\ChromData\A3UX14\20191226-94563.b\8260_14.m
Limit Group: MSV 8260B ICAL
Last Update: 27-Dec-2019 09:51:57 Calib Date: 07-Nov-2019 19:26:30
Integrator: RTE ID Type: Deconvolution ID
Quant Method: Internal Standard Quant By: Initial Calibration
Last ICal File: \\chromna\Canton\ChromData\A3UX14\20191107-92918.b\1422636.D

Column 1 : DB-624 (0.18 mm) Det: MS SCAN
Process Host: CTX0325

First Level Reviewer: macenczaks Date: 27-Dec-2019 09:37:11

Compound	Amount Added	Amount Recovered	% Rec.
$ 4 Dibromofluoromethane (Surr)	50.0	42.1	84.14
$ 5 1,2-Dichloroethane-d4 (Surr)	50.0	38.0	76.07
$ 6 Toluene-d8 (Surr)	50.0	42.1	84.27
$ 7 4-Bromofluorobenzene (Surr)	50.0	42.5	85.03

User Disabled Compound Report

Eurofins TestAmerica, Canton

Data File:	\\chromna\Canton\ChromData\A3UX14\20191226-94563.b\1423291.D				
Injection Date:	27-Dec-2019 00:30:30	Instrument ID:	A3UX14		
Lims ID:	240-123986-B-2-A	Lab Sample ID:	240-123986-2		
Client ID:	E-SB-1798-6-8				
Operator ID:	002808	ALS Bottle#:	28	Worklist Smp#:	29
Purge Vol:	5.000 mL	Dil. Factor:	1.0000		
Method:	8260_14	Limit Group:	MSV 8260B ICAL		
Column:	DB-624 (0.18 mm)	Detector	MS SCAN		

120 1,2,3-Trichlorobenzene, CAS: 87-61-6

Processing Results

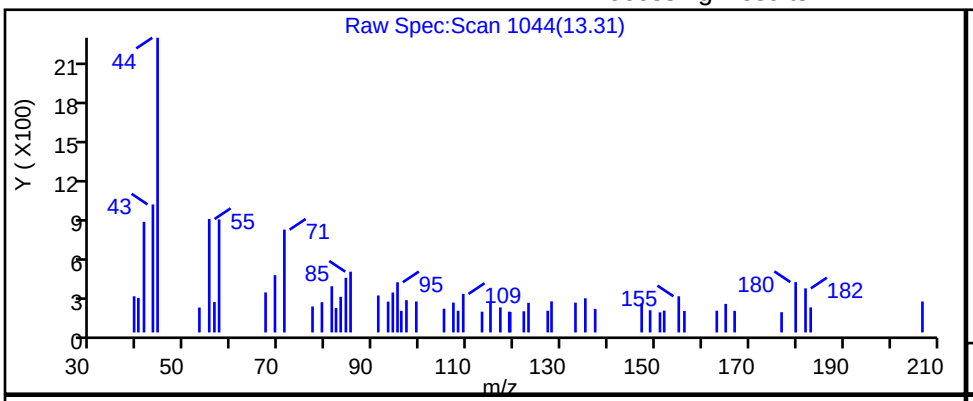

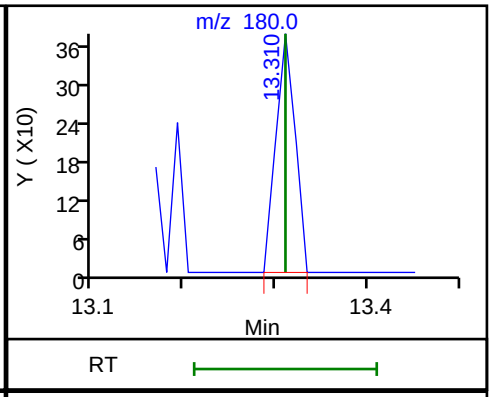

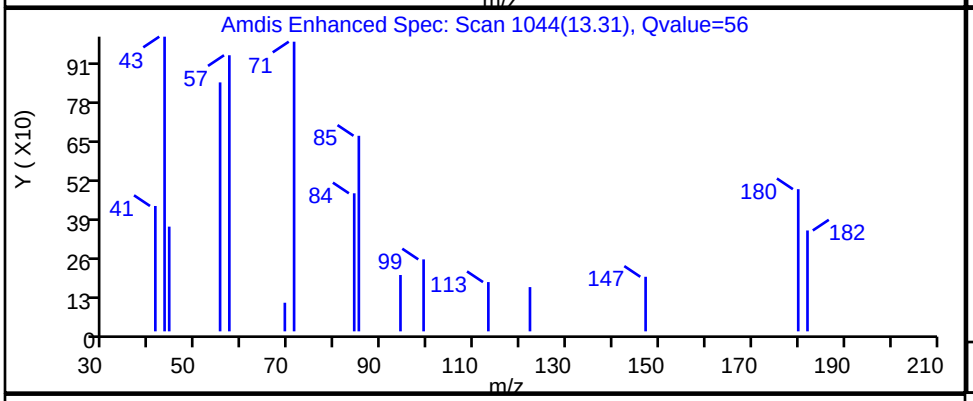

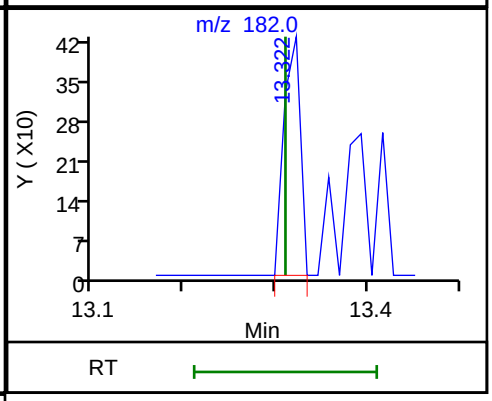

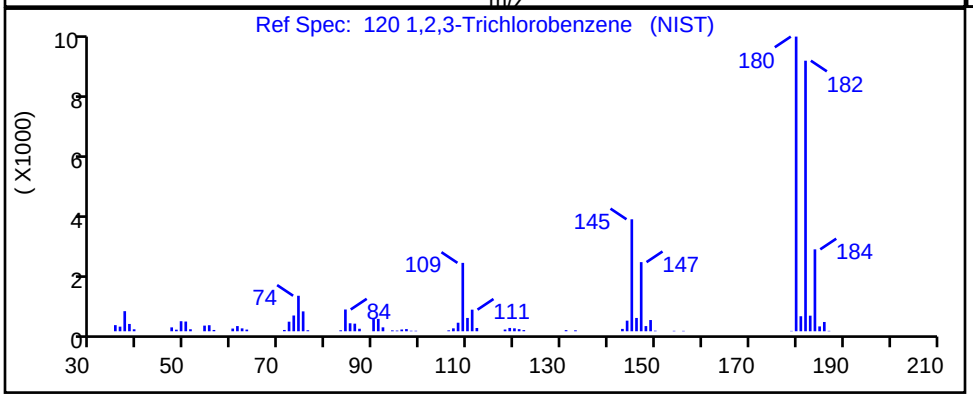

RT	Mass	Response	Amount
13.31	180.00	549	0.043915
13.32	182.00	537	

Reviewer: macenczaks, 27-Dec-2019 09:37:08

Audit Action: Marked Compound Undetected Audit Reason: Invalid Compound ID

User Disabled Compound Report

Eurofins TestAmerica, Canton

Data File:	\\chromna\Canton\ChromData\A3UX14\20191226-94563.b\1423291.D				
Injection Date:	27-Dec-2019 00:30:30	Instrument ID:	A3UX14		
Lims ID:	240-123986-B-2-A	Lab Sample ID:	240-123986-2		
Client ID:	E-SB-1798-6-8				
Operator ID:	002808	ALS Bottle#:	28	Worklist Smp#:	29
Purge Vol:	5.000 mL	Dil. Factor:	1.0000		
Method:	8260_14	Limit Group:	MSV 8260B ICAL		
Column:	DB-624 (0.18 mm)	Detector	MS SCAN		

110 1,4-Dichlorobenzene, CAS: 106-46-7

Processing Results

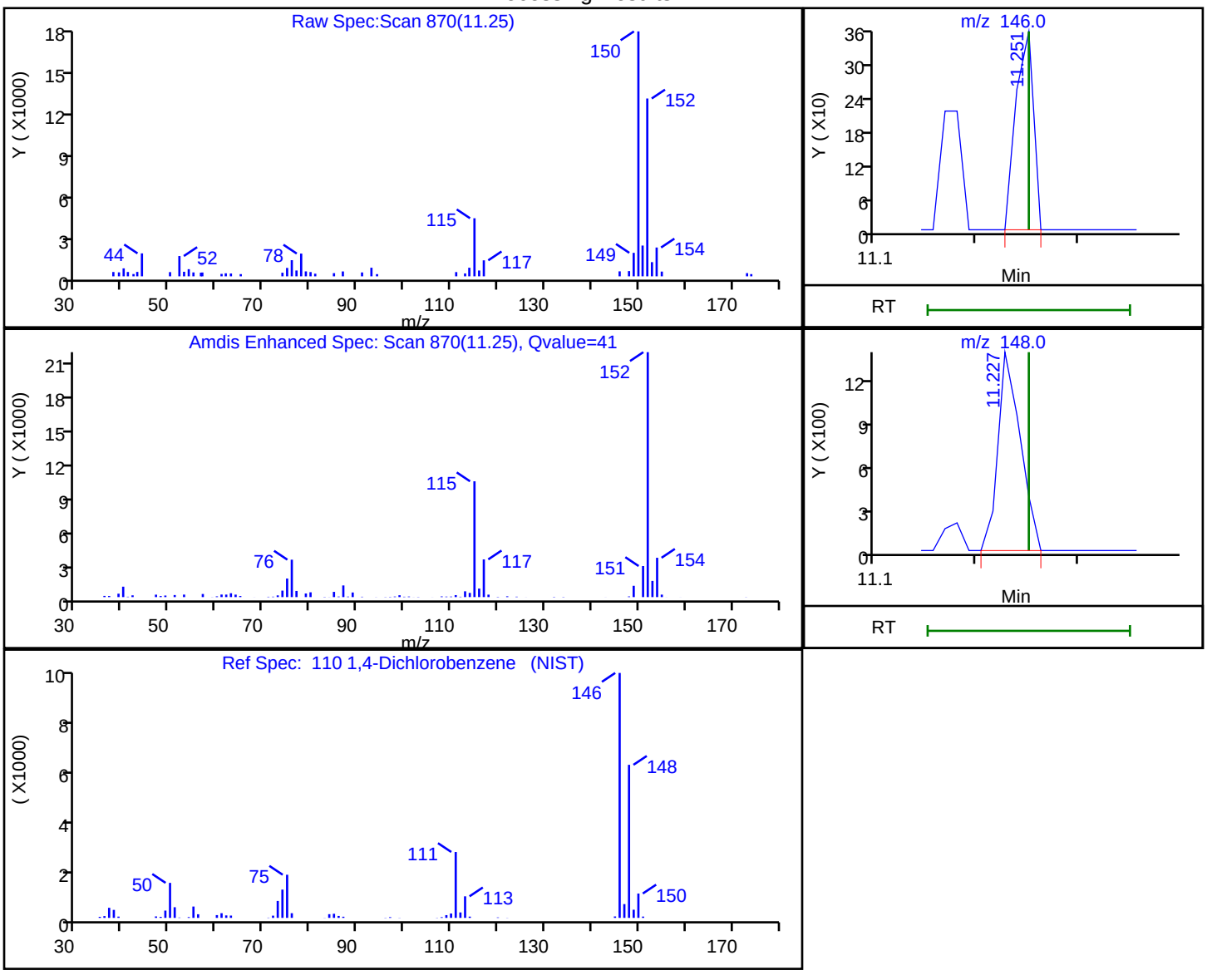

RT	Mass	Response	Amount
11.25	146.00	432	0.020271
11.23	148.00	2105	

Reviewer: macenczaks, 27-Dec-2019 09:37:00

Audit Action: Marked Compound Undetected Audit Reason: Invalid Compound ID

User Disabled Compound Report

Eurofins TestAmerica, Canton

Data File:	\\chromna\Canton\ChromData\A3UX14\20191226-94563.b\1423291.D				
Injection Date:	27-Dec-2019 00:30:30	Instrument ID:	A3UX14		
Lims ID:	240-123986-B-2-A	Lab Sample ID:	240-123986-2		
Client ID:	E-SB-1798-6-8				
Operator ID:	002808	ALS Bottle#:	28	Worklist Smp#:	29
Purge Vol:	5.000 mL	Dil. Factor:	1.0000		
Method:	8260_14	Limit Group:	MSV 8260B ICAL		
Column:	DB-624 (0.18 mm)	Detector	MS SCAN		

109 4-Isopropyltoluene, CAS: 99-87-6

Processing Results

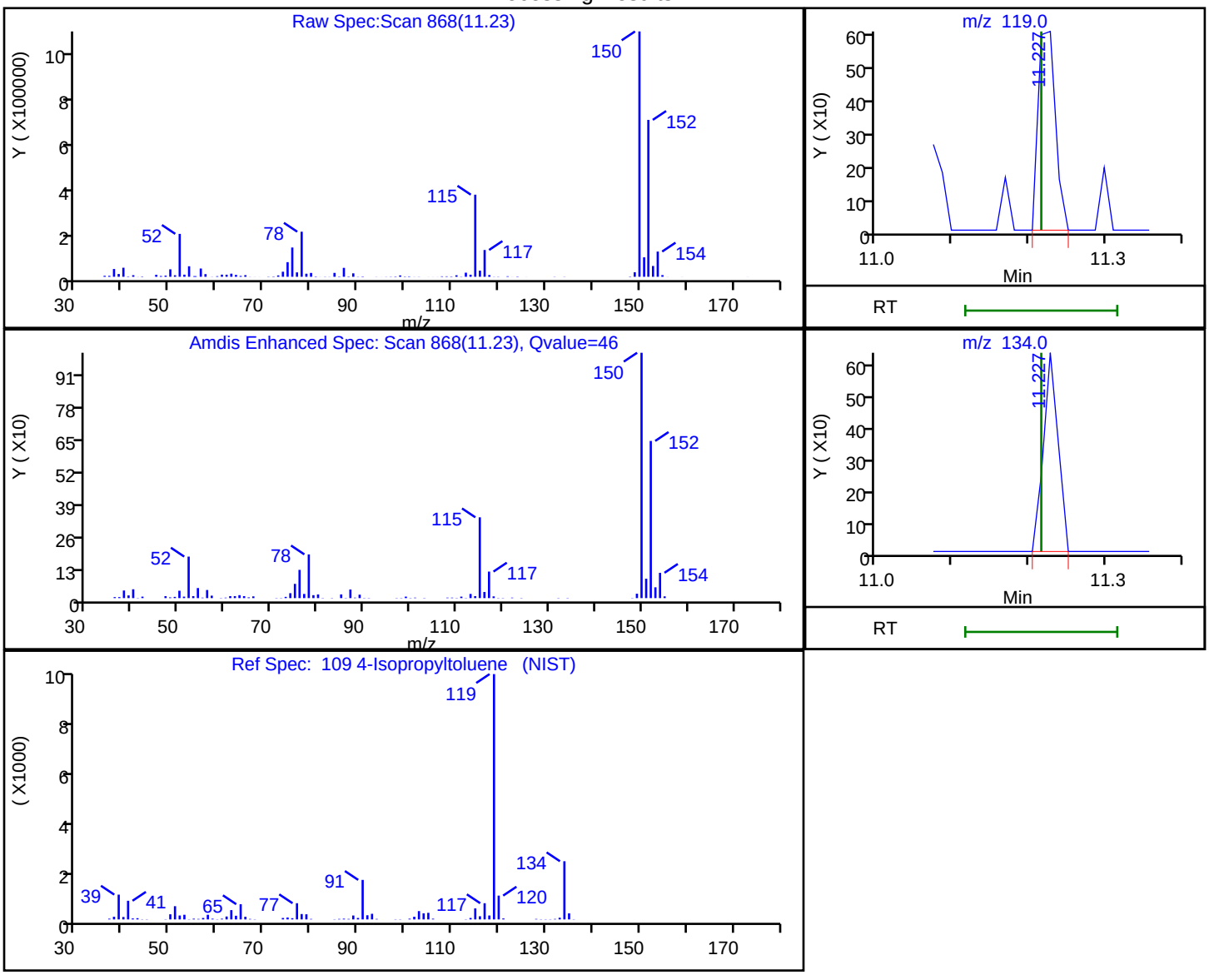

RT	Mass	Response	Amount
11.23	119.00	970	0.026480
11.23	134.00	842	

Reviewer: macenczaks, 27-Dec-2019 09:36:59

Audit Action: Marked Compound Undetected Audit Reason: Invalid Compound ID

User Disabled Compound Report

Eurofins TestAmerica, Canton

Data File:	\\chromna\Canton\ChromData\A3UX14\20191226-94563.b\1423291.D				
Injection Date:	27-Dec-2019 00:30:30	Instrument ID:	A3UX14		
Lims ID:	240-123986-B-2-A	Lab Sample ID:	240-123986-2		
Client ID:	E-SB-1798-6-8				
Operator ID:	002808	ALS Bottle#:	28	Worklist Smp#:	29
Purge Vol:	5.000 mL	Dil. Factor:	1.0000		
Method:	8260_14	Limit Group:	MSV 8260B ICAL		
Column:	DB-624 (0.18 mm)	Detector	MS SCAN		

43 2-Butanone (MEK), CAS: 78-93-3

Processing Results

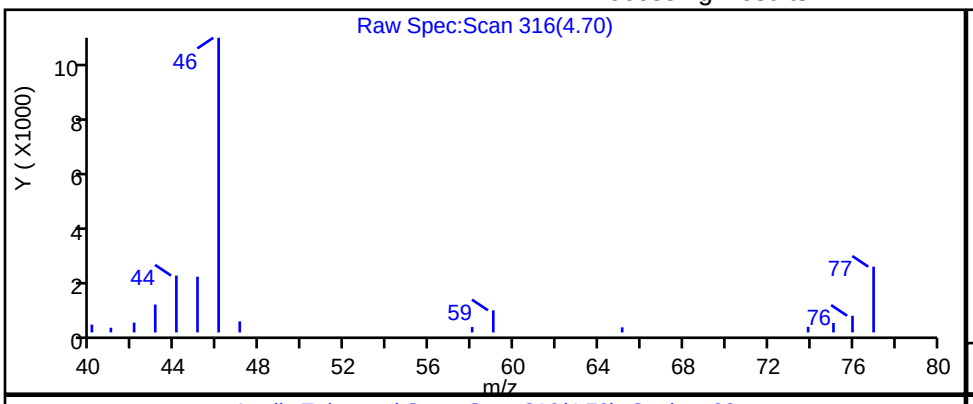

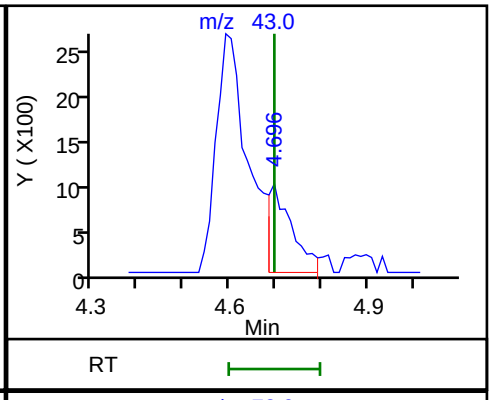

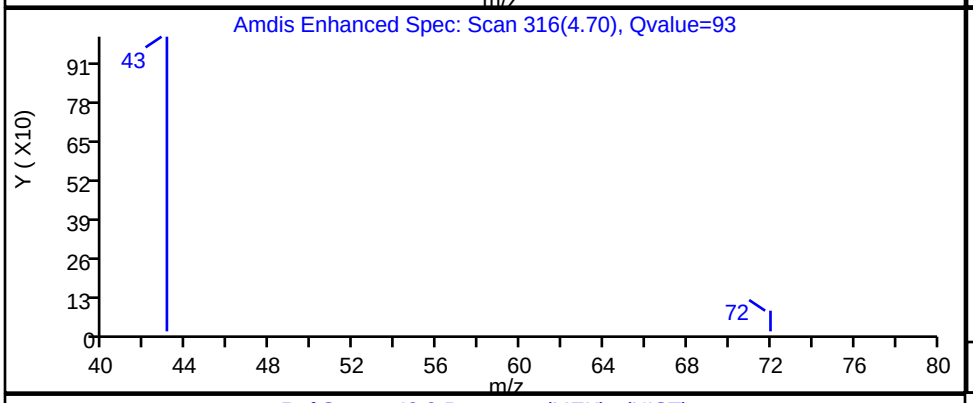

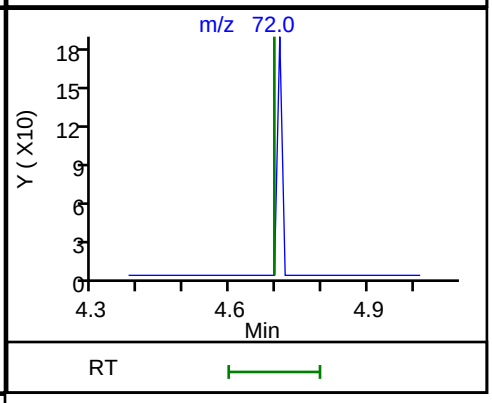

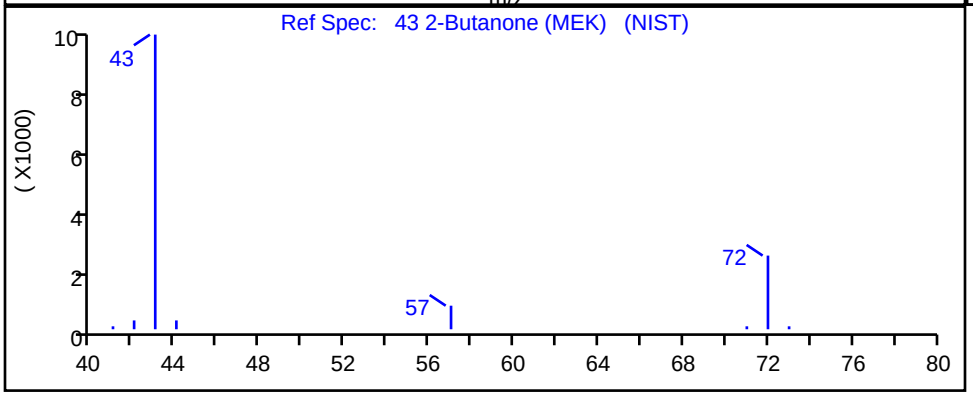

RT	Mass	Response	Amount
4.70	43.00	3559	0.446724
4.70	72.00	0	

Reviewer: macenczaks, 27-Dec-2019 09:36:40

Audit Action: Marked Compound Undetected Audit Reason: Invalid Compound ID

User Disabled Compound Report

Eurofins TestAmerica, Canton

Data File:	\\chromna\Canton\ChromData\A3UX14\20191226-94563.b\1423291.D				
Injection Date:	27-Dec-2019 00:30:30	Instrument ID:	A3UX14		
Lims ID:	240-123986-B-2-A	Lab Sample ID:	240-123986-2		
Client ID:	E-SB-1798-6-8				
Operator ID:	002808	ALS Bottle#:	28	Worklist Smp#:	29
Purge Vol:	5.000 mL	Dil. Factor:	1.0000		
Method:	8260_14	Limit Group:	MSV 8260B ICAL		
Column:	DB-624 (0.18 mm)	Detector	MS SCAN		

11 Vinyl chloride, CAS: 75-01-4

Processing Results

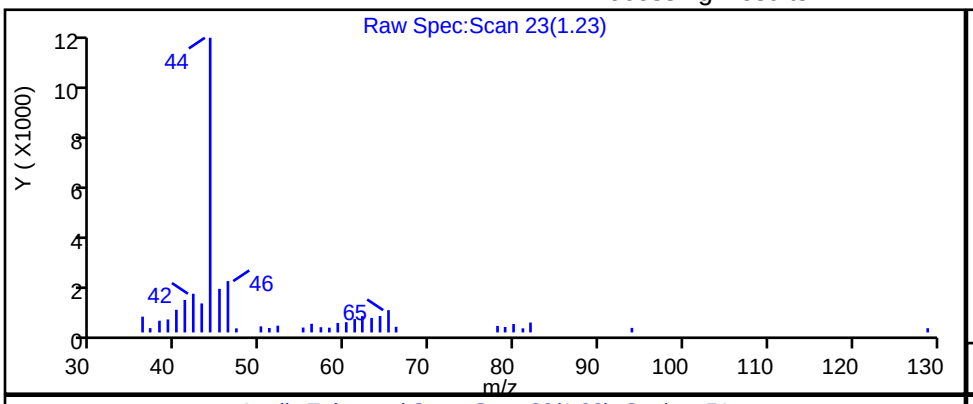

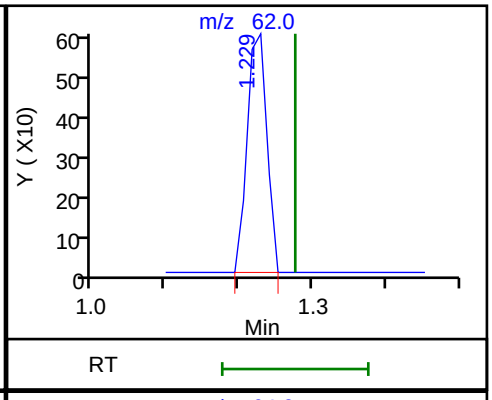

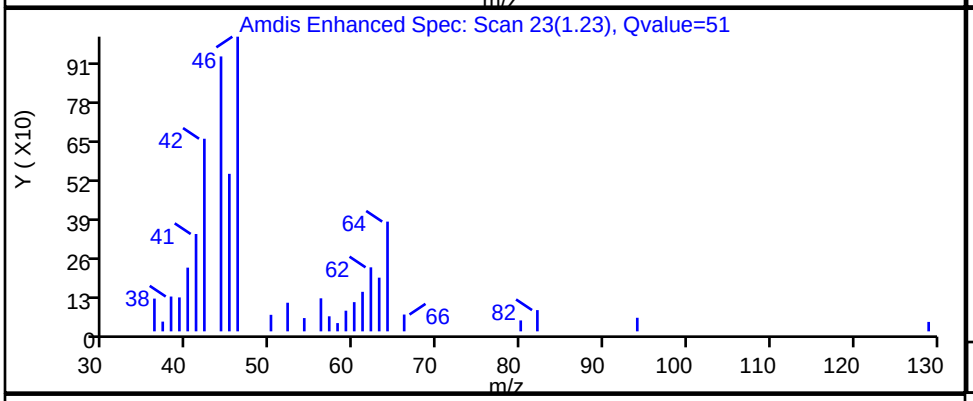

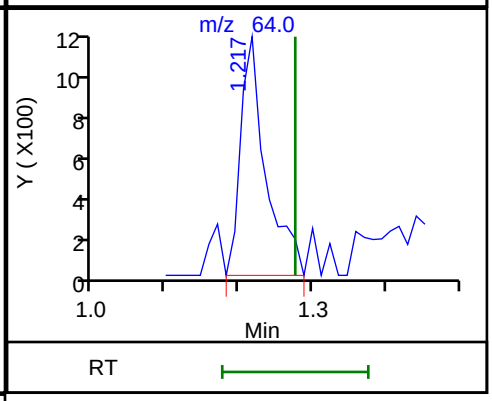

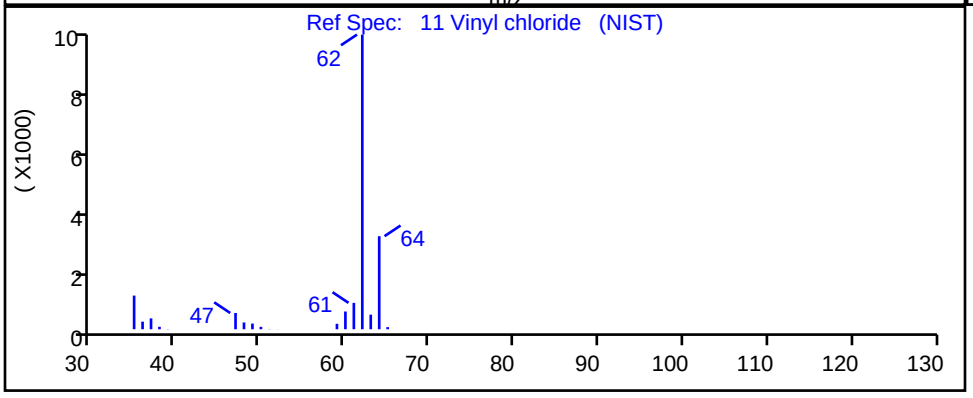

RT	Mass	Response	Amount
1.23	62.00	1145	0.083624
1.22	64.00	2772	

Reviewer: macenczaks, 27-Dec-2019 09:36:30

Audit Action: Marked Compound Undetected Audit Reason: Invalid Compound ID

FORM I
GC/MS VOA ORGANICS ANALYSIS DATA SHEET

Lab Name: Eurofins TestAmerica, Canton Job No.: 240-123986-1

SDG No.:

Client Sample ID: E-SB-1799-2-4 Lab Sample ID: 240-123986-3

Matrix: Solid Lab File ID: 1423292.D

Analysis Method: 8260B Date Collected: 12/16/2019 14:00

Sample wt/vol: 5.1127(g) Date Analyzed: 12/27/2019 00:52

Soil Aliquot Vol: Dilution Factor: 1

Soil Extract Vol.: GC Column: DB-624 ID: 0.18(mm)

% Moisture: 13.6 Level: (low/med) Low

Analysis Batch No.: 417294 Units: ug/Kg

CAS NO.	COMPOUND NAME	RESULT	Q	RL	MDL
630-20-6	1,1,1,2-Tetrachloroethane	3.4	U	5.7	3.4
71-55-6	1,1,1-Trichloroethane	0.93	U	5.7	0.93
79-34-5	1,1,2,2-Tetrachloroethane	1.6	U	5.7	1.6
76-13-1	1,1,2-Trichlorotrifluoroethane	1.5	U	5.7	1.5
75-34-3	1,1-Dichloroethane	0.78	U	5.7	0.78
75-35-4	1,1-Dichloroethene	1.0	U	5.7	1.0
563-58-6	1,1-Dichloropropene	1.1	U	5.7	1.1
87-61-6	1,2,3-Trichlorobenzene	0.65	U	5.7	0.65
96-18-4	1,2,3-Trichloropropane	1.8	U	5.7	1.8
526-73-8	1,2,3-Trimethylbenzene	2.1	U	5.7	2.1
120-82-1	1,2,4-Trichlorobenzene	0.65	U	5.7	0.65
95-63-6	1,2,4-Trimethylbenzene	1.1	U	5.7	1.1
96-12-8	1,2-Dibromo-3-Chloropropane	4.1	U	11	4.1
95-50-1	1,2-Dichlorobenzene	1.3	U	5.7	1.3
107-06-2	1,2-Dichloroethane	0.87	U	5.7	0.87
78-87-5	1,2-Dichloropropane	0.96	U	5.7	0.96
541-73-1	1,3-Dichlorobenzene	0.92	U	5.7	0.92
142-28-9	1,3-Dichloropropane	1.1	U	5.7	1.1
106-46-7	1,4-Dichlorobenzene	1.0	U	5.7	1.0
594-20-7	2,2-Dichloropropane	1.3	U	5.7	1.3
110-75-8	2-Chloroethyl vinyl ether	10	U	57	10
95-49-8	2-Chlorotoluene	1.1	U	5.7	1.1
591-78-6	2-Hexanone	4.6	U	23	4.6
108-86-1	Bromobenzene	1.3	U	5.7	1.3
74-97-5	Bromochloromethane	0.67	U	5.7	0.67
106-43-4	4-Chlorotoluene	0.98	U	5.7	0.98
99-87-6	4-Isopropyltoluene	3.3	U	5.7	3.3
67-64-1	Acetone	24	U	28	24
71-43-2	Benzene	0.79	U	5.7	0.79
75-25-2	Bromoform	2.7	U	5.7	2.7
74-83-9	Bromomethane	1.1	U	5.7	1.1
75-15-0	Carbon disulfide	1.3	U	5.7	1.3
56-23-5	Carbon tetrachloride	3.7	U	5.7	3.7
108-90-7	Chlorobenzene	1.0	U	5.7	1.0
75-00-3	Chloroethane	1.4	U	5.7	1.4
67-66-3	Chloroform	0.89	U	5.7	0.89

FORM I
GC/MS VOA ORGANICS ANALYSIS DATA SHEET

Lab Name: Eurofins TestAmerica, Canton Job No.: 240-123986-1

SDG No.:

Client Sample ID: E-SB-1799-2-4 Lab Sample ID: 240-123986-3

Matrix: Solid Lab File ID: 1423292.D

Analysis Method: 8260B Date Collected: 12/16/2019 14:00

Sample wt/vol: 5.1127(g) Date Analyzed: 12/27/2019 00:52

Soil Aliquot Vol: Dilution Factor: 1

Soil Extract Vol.: GC Column: DB-624 ID: 0.18(mm)

% Moisture: 13.6 Level: (low/med) Low

Analysis Batch No.: 417294 Units: ug/Kg

CAS NO.	COMPOUND NAME	RESULT	Q	RL	MDL
74-87-3	Chloromethane	1.2	U	5.7	1.2
156-59-2	cis-1,2-Dichloroethene	0.74	U	5.7	0.74
10061-01-5	cis-1,3-Dichloropropene	1.6	U	5.7	1.6
87-68-3	Hexachlorobutadiene	4.2	U	5.7	4.2
74-95-3	Dibromomethane	0.76	U	5.7	0.76
75-27-4	Bromodichloromethane	0.77	U	5.7	0.77
75-71-8	Dichlorodifluoromethane	1.1	U	5.7	1.1
100-41-4	Ethylbenzene	1.2	U	5.7	1.2
106-93-4	1,2-Dibromoethane	0.87	U	5.7	0.87
108-20-3	Diisopropyl ether	0.86	U	11	0.86
91-20-3	Naphthalene	3.1	U	5.7	3.1
104-51-8	n-Butylbenzene	3.9	U	5.7	3.9
98-82-8	Isopropylbenzene	0.94	U	5.7	0.94
103-65-1	N-Propylbenzene	0.83	U	5.7	0.83
78-93-3	2-Butanone (MEK)	4.0	U	23	4.0
108-10-1	4-Methyl-2-pentanone (MIBK)	4.2	U	23	4.2
135-98-8	sec-Butylbenzene	0.98	U	5.7	0.98
1634-04-4	Methyl tert-butyl ether	0.93	U	5.7	0.93
994-05-8	Tert-amyl methyl ether	2.5	U	5.7	2.5
75-09-2	Methylene Chloride	14	U	28	14
100-42-5	Styrene	1.3	U	5.7	1.3
637-92-3	Ethyl tert-butyl ether	2.6	U	5.7	2.6
98-06-6	tert-Butylbenzene	1.0	U	5.7	1.0
127-18-4	Tetrachloroethene	0.83	U	5.7	0.83
108-88-3	Toluene	0.88	U	5.7	0.88
156-60-5	trans-1,2-Dichloroethene	0.53	U	5.7	0.53
10061-02-6	trans-1,3-Dichloropropene	1.2	U	5.7	1.2
79-01-6	Trichloroethene	0.72	U	5.7	0.72
75-69-4	Trichlorofluoromethane	1.2	U	5.7	1.2
108-05-4	Vinyl acetate	2.4	U	11	2.4
75-01-4	Vinyl chloride	0.95	U	5.7	0.95
75-65-0	tert-Butyl alcohol	19	U	230	19
1330-20-7	Xylenes, Total	1.8	U	11	1.8
124-48-1	Chlorodibromomethane	3.1	U	5.7	3.1

FORM I
GC/MS VOA ORGANICS ANALYSIS DATA SHEET

Lab Name: Eurofins TestAmerica, Canton Job No.: 240-123986-1

SDG No.:

Client Sample ID: E-SB-1799-2-4 Lab Sample ID: 240-123986-3

Matrix: Solid Lab File ID: 1423292.D

Analysis Method: 8260B Date Collected: 12/16/2019 14:00

Sample wt/vol: 5.1127(g) Date Analyzed: 12/27/2019 00:52

Soil Aliquot Vol: Dilution Factor: 1

Soil Extract Vol.: GC Column: DB-624 ID: 0.18(mm)

% Moisture: 13.6 Level: (low/med) Low

Analysis Batch No.: 417294 Units: ug/Kg

CAS NO.	SURROGATE	%REC	Q	LIMITS
17060-07-0	1,2-Dichloroethane-d4 (Surr)	77		59-120
460-00-4	4-Bromofluorobenzene (Surr)	109		51-127
2037-26-5	Toluene-d8 (Surr)	98		64-124
1868-53-7	Dibromofluoromethane (Surr)	90		56-122

Eurofins TestAmerica, Canton
Target Compound Quantitation Report

Data File: \\chromna\Canton\ChromData\A3UX14\20191226-94563.b\1423292.D
Lims ID: 240-123986-B-3-A
Client ID: E-SB-1799-2-4
Sample Type: Client
Inject. Date: 27-Dec-2019 00:52:30 ALS Bottle#: 29 Worklist Smp#: 30
Purge Vol: 5.000 mL Dil. Factor: 1.0000
Sample Info: 240-123986-b-3-a
Misc. Info.: 240-0094563-030
Operator ID: 002808 Instrument ID: A3UX14

Method: \\chromna\Canton\ChromData\A3UX14\20191226-94563.b\8260_14.m
Limit Group: MSV 8260B ICAL
Last Update: 27-Dec-2019 09:51:57 Calib Date: 07-Nov-2019 19:26:30
Integrator: RTE ID Type: Deconvolution ID
Quant Method: Internal Standard Quant By: Initial Calibration
Last ICal File: \\chromna\Canton\ChromData\A3UX14\20191107-92918.b\1422636.D

Column 1 : DB-624 (0.18 mm) Det: MS SCAN
Process Host: CTX0325

First Level Reviewer: macenczaks Date: 27-Dec-2019 09:38:11

Compound	Sig	RT (min.)	Exp RT (min.)	Dlt RT (min.)	Q	Response	OnCol Amt ug/l	Flags
* 1 Fluorobenzene	96	6.246	6.246	0.000	99	1768048	50.0	
* 2 Chlorobenzene-d5	117	9.228	9.228	0.000	93	1213205	50.0	
* 3 1,4-Dichlorobenzene-d4	152	11.227	11.227	0.000	99	445809	50.0	
$ 4 Dibromofluoromethane (Surr	113	5.394	5.394	0.000	95	407355	45.1	
$ 5 1,2-Dichloroethane-d4 (Sur	65	5.808	5.808	0.000	90	385445	38.5	
$ 6 Toluene-d8 (Surr)	98	7.914	7.914	0.000	93	1634128	49.1	
$ 7 4-Bromofluorobenzene (Surr	95	10.245	10.245	0.000	0	460803	54.4	
9 Dichlorodifluoromethane	85		1.063				ND	
10 Chloromethane	50		1.193				ND	
11 Vinyl chloride	62		1.276				ND	
13 Bromomethane	94		1.513				ND	
15 Chloroethane	64		1.595				ND	
17 Trichlorofluoromethane	101		1.797				ND	
21 1,1-Dichloroethene	96		2.246				ND	
22 1,1,2-Trichloro-1,2,2-trif	151		2.282				ND	
24 Acetone	43		2.317				ND	
26 Carbon disulfide	76		2.436				ND	
30 Methylene Chloride	84	2.755	2.755	0.000	92	1825	0.2017	
31 2-Methyl-2-propanol	59	2.980	2.980	0.000	41	679	0.5833	
32 trans-1,2-Dichloroethene	96		3.075				ND	
33 Methyl tert-butyl ether	73		3.110				ND	
36 1,1-Dichloroethane	63		3.643				ND	
39 Vinyl acetate	86		3.785				ND	
38 Isopropyl ether	87		3.844				ND	
40 Tert-butyl ethyl ether	59		4.447				ND	
41 2,2-Dichloropropane	97		4.589				ND	
42 cis-1,2-Dichloroethene	96		4.601				ND	
43 2-Butanone (MEK)	43		4.696				ND	U
46 Chlorobromomethane	128		4.980				ND	
49 Chloroform	83		5.157				ND	
50 1,1,1-Trichloroethane	97		5.370				ND	

Compound	Sig	RT (min.)	Exp RT (min.)	Dlt RT (min.)	Q	Response	OnCol Amt ug/l	Flags
52 Carbon tetrachloride	117		5.595				ND	
53 1,1-Dichloropropene	75		5.607				ND	
54 Benzene	78		5.867				ND	
56 1,2-Dichloroethane	62	5.914	5.914	0.000	90	1726	0.1476	
57 Tert-amyl methyl ether	73		6.092				ND	
59 Trichloroethene	130		6.672				ND	
63 1,2-Dichloropropane	63		6.897				ND	
65 Dibromomethane	93		7.015				ND	
68 Dichlorobromomethane	83		7.216				ND	
70 2-Chloroethyl vinyl ether	63		7.559				ND	
71 cis-1,3-Dichloropropene	75		7.666				ND	
73 4-Methyl-2-pentanone (MIBK	43		7.855				ND	
74 Toluene	91	7.985	7.985	0.000	98	6465	0.1844	
75 trans-1,3-Dichloropropene	75		8.210				ND	
78 Tetrachloroethene	164	8.494	8.482	0.012	90	3517	0.5411	
79 1,3-Dichloropropane	76		8.518				ND	
80 2-Hexanone	43		8.624				ND	
82 Chlorodibromomethane	129		8.719				ND	
83 Ethylene Dibromide	107		8.802				ND	
85 Chlorobenzene	112		9.251				ND	
86 1,1,1,2-Tetrachloroethane	131		9.334				ND	
87 Ethylbenzene	106		9.358				ND	
88 m-Xylene & p-Xylene	106	9.476	9.464	0.012	95	2379	0.1668	
89 o-Xylene	106		9.807				ND	
90 Styrene	104		9.819				ND	
91 Bromoform	173		9.961				ND	
92 Isopropylbenzene	105		10.127				ND	
94 Bromobenzene	156		10.375				ND	
95 1,1,2,2-Tetrachloroethane	83		10.387				ND	
96 1,2,3-Trichloropropane	110		10.411				ND	
98 N-Propylbenzene	120		10.482				ND	
99 2-Chlorotoluene	126		10.541				ND	
101 4-Chlorotoluene	126		10.636				ND	
103 tert-Butylbenzene	119		10.908				ND	
105 1,2,4-Trimethylbenzene	105		10.943				ND	
107 sec-Butylbenzene	105		11.097				ND	
108 1,3-Dichlorobenzene	146		11.168				ND	U
109 4-Isopropyltoluene	119		11.216				ND	U
110 1,4-Dichlorobenzene	146		11.251				ND	U
111 1,2,3-Trimethylbenzene	105		11.298				ND	
113 n-Butylbenzene	91		11.559				ND	
114 1,2-Dichlorobenzene	146		11.559				ND	
115 1,2-Dibromo-3-Chloropropan	157		12.210				ND	
117 1,2,4-Trichlorobenzene	180		12.908				ND	
118 Hexachlorobutadiene	225		13.062				ND	
119 Naphthalene	128	13.109	13.109	0.000	96	9559	0.4272	
120 1,2,3-Trichlorobenzene	180		13.310				ND	U
S 134 Xylenes, Total	106				0		0.1668	

QC Flag Legend

Review Flags

U - Marked Undetected

Reagents:

VM250SS_00056	Amount Added:	1.00	Units: uL	Run Reagent
vm40ml_vials_00014	Amount Added:	0.00	Units:	Run Reagent
vmDist_H2o_00160	Amount Added:	0.00	Units:	Run Reagent
VM568718_00017	Amount Added:	1.00	Units: uL	Run Reagent

Report Date: 27-Dec-2019 09:52:46 Chrom Revision: 2.3 15-Dec-2019 06:20:02

Eurofins TestAmerica, Canton

Data File: \\chromna\Canton\ChromData\A3UX14\20191226-94563.b\1423292.D

Injection Date:	27-Dec-2019 00:52:30	Instrument ID:	A3UX14	Operator ID:	002808
Lims ID:	240-123986-B-3-A	Lab Sample ID:	240-123986-3	Worklist Smp#:	30
Client ID:	E-SB-1799-2-4				
Purge Vol:	5.000 mL	Dil. Factor:	1.0000	ALS Bottle#:	29
Method:	8260_14	Limit Group:	MSV 8260B ICAL		

Column: DB-624 (0.18 mm)

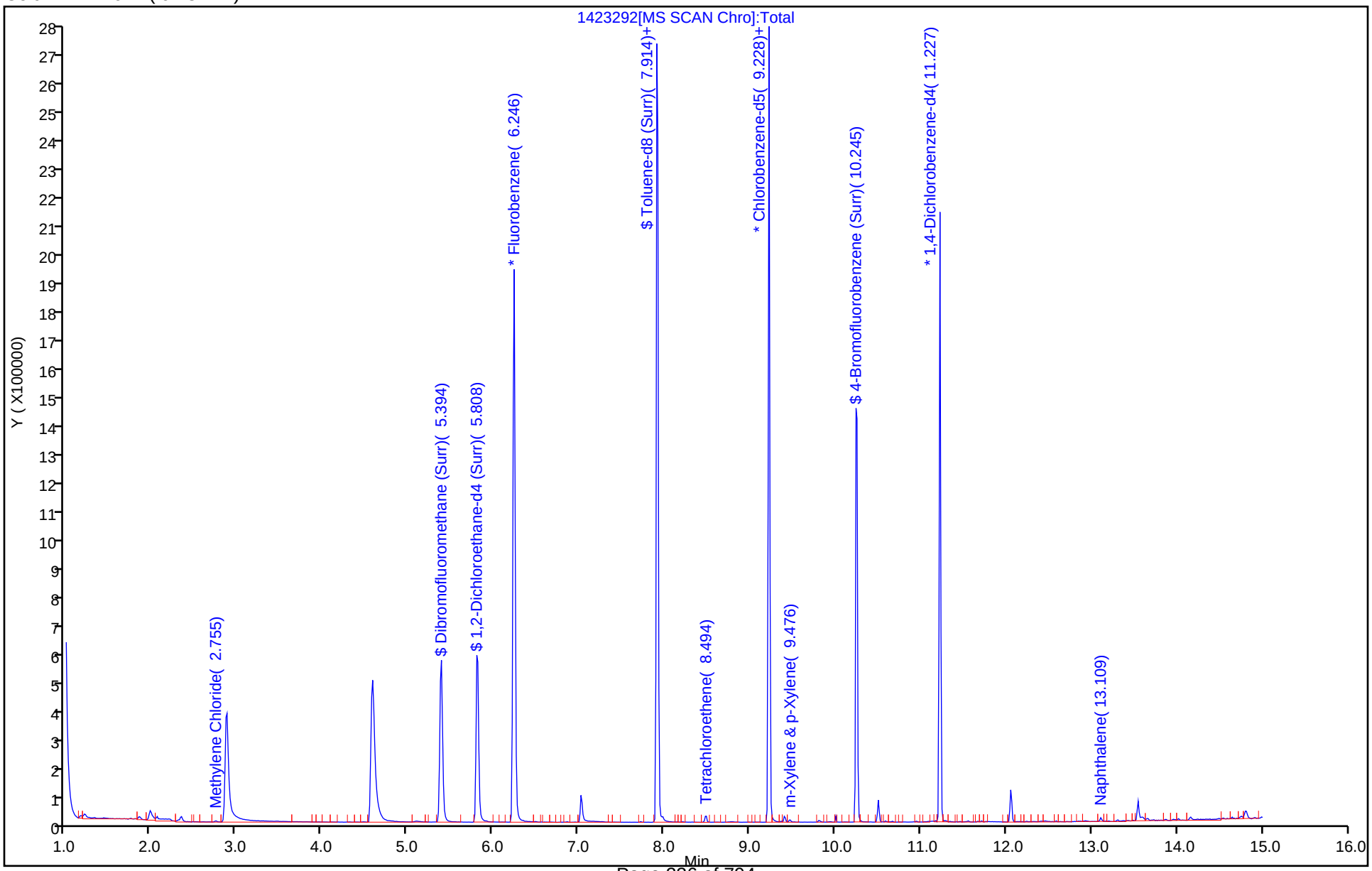

Eurofins TestAmerica, Canton
Recovery Report

Data File: \\chromna\Canton\ChromData\A3UX14\20191226-94563.b\1423292.D
Lims ID: 240-123986-B-3-A
Client ID: E-SB-1799-2-4
Sample Type: Client
Inject. Date: 27-Dec-2019 00:52:30 ALS Bottle#: 29 Worklist Smp#: 30
Purge Vol: 5.000 mL Dil. Factor: 1.0000
Sample Info: 240-123986-b-3-a
Misc. Info.: 240-0094563-030
Operator ID: 002808 Instrument ID: A3UX14

Method: \\chromna\Canton\ChromData\A3UX14\20191226-94563.b\8260_14.m
Limit Group: MSV 8260B ICAL
Last Update: 27-Dec-2019 09:51:57 Calib Date: 07-Nov-2019 19:26:30
Integrator: RTE ID Type: Deconvolution ID
Quant Method: Internal Standard Quant By: Initial Calibration
Last ICal File: \\chromna\Canton\ChromData\A3UX14\20191107-92918.b\1422636.D

Column 1 : DB-624 (0.18 mm) Det: MS SCAN
Process Host: CTX0325

First Level Reviewer: macenczaks Date: 27-Dec-2019 09:38:11

Compound	Amount Added	Amount Recovered	% Rec.
$ 4 Dibromofluoromethane (Surr)	50.0	45.1	90.16
$ 5 1,2-Dichloroethane-d4 (Surr)	50.0	38.5	77.03
$ 6 Toluene-d8 (Surr)	50.0	49.1	98.13
$ 7 4-Bromofluorobenzene (Surr)	50.0	54.4	108.88

User Disabled Compound Report

Eurofins TestAmerica, Canton

Data File:	\\chromna\Canton\ChromData\A3UX14\20191226-94563.b\1423292.D				
Injection Date:	27-Dec-2019 00:52:30	Instrument ID:	A3UX14		
Lims ID:	240-123986-B-3-A	Lab Sample ID:	240-123986-3		
Client ID:	E-SB-1799-2-4				
Operator ID:	002808	ALS Bottle#:	29	Worklist Smp#:	30
Purge Vol:	5.000 mL	Dil. Factor:	1.0000		
Method:	8260_14	Limit Group:	MSV 8260B ICAL		
Column:	DB-624 (0.18 mm)	Detector	MS SCAN		

120 1,2,3-Trichlorobenzene, CAS: 87-61-6

Processing Results

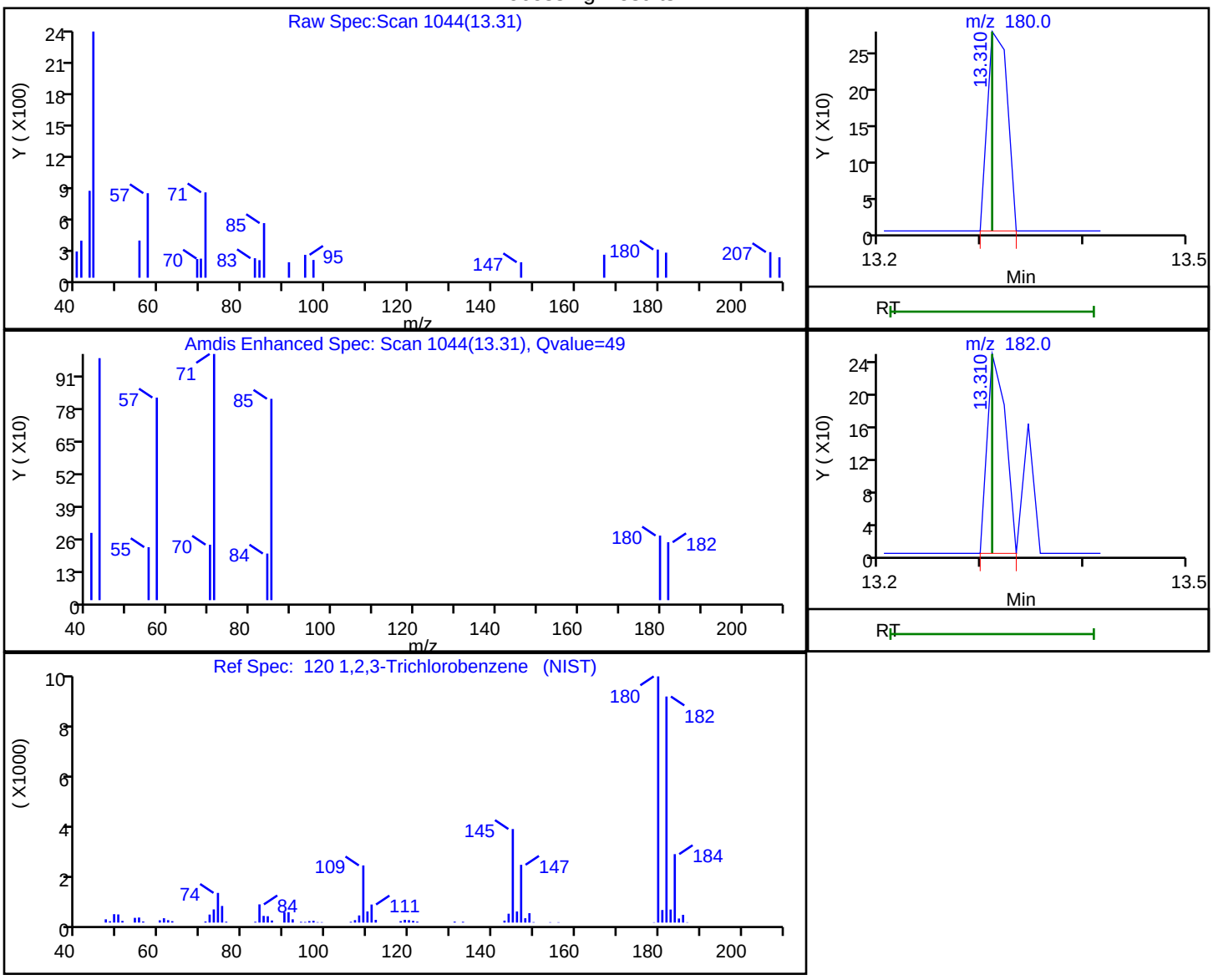

RT	Mass	Response	Amount
13.31	180.00	370	0.048475
13.31	182.00	301	

Reviewer: macenczaks, 27-Dec-2019 09:37:40

Audit Action: Marked Compound Undetected Audit Reason: Invalid Compound ID

User Disabled Compound Report

Eurofins TestAmerica, Canton

Data File:	\\chromna\Canton\ChromData\A3UX14\20191226-94563.b\1423292.D				
Injection Date:	27-Dec-2019 00:52:30	Instrument ID:	A3UX14		
Lims ID:	240-123986-B-3-A	Lab Sample ID:	240-123986-3		
Client ID:	E-SB-1799-2-4				
Operator ID:	002808	ALS Bottle#:	29	Worklist Smp#:	30
Purge Vol:	5.000 mL	Dil. Factor:	1.0000		
Method:	8260_14	Limit Group:	MSV 8260B ICAL		
Column:	DB-624 (0.18 mm)	Detector	MS SCAN		

108 1,3-Dichlorobenzene, CAS: 541-73-1

Processing Results

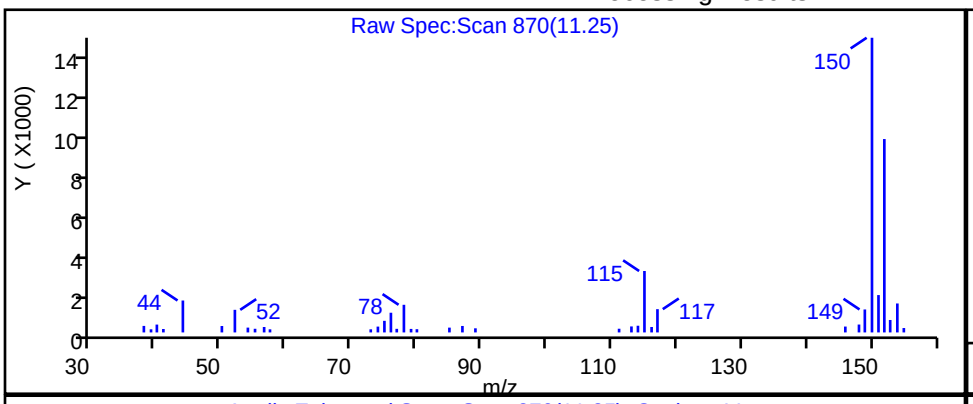

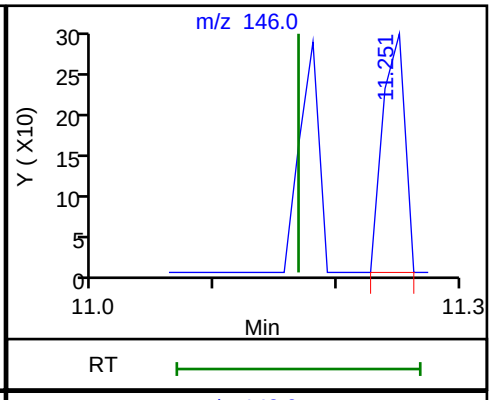

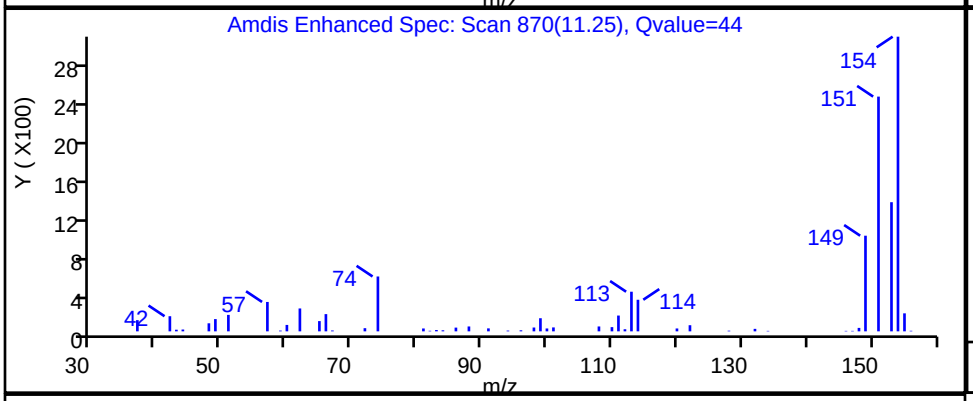

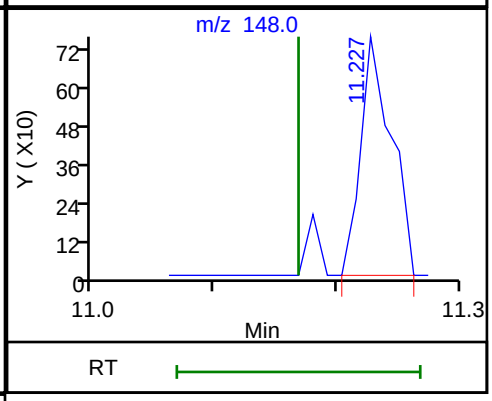

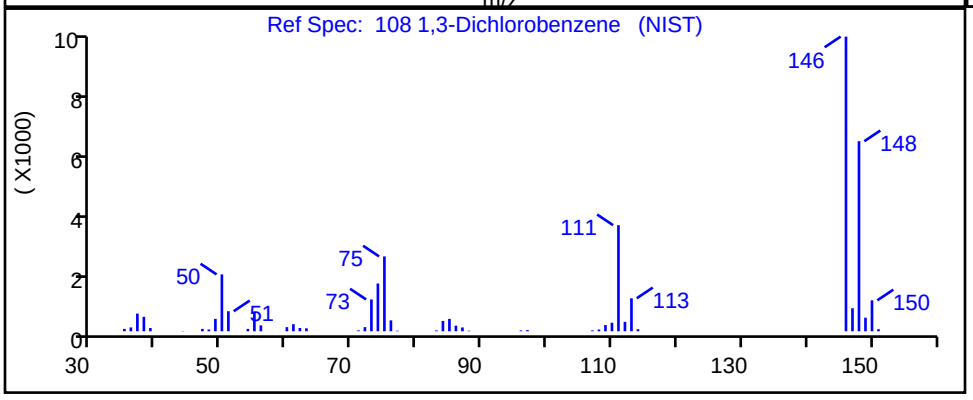

RT	Mass	Response	Amount
11.25	146.00	366	0.029473
11.23	148.00	1319	

Reviewer: macenczaks, 27-Dec-2019 09:37:32

Audit Action: Marked Compound Undetected Audit Reason: Invalid Compound ID

User Disabled Compound Report

Eurofins TestAmerica, Canton

Data File:	\\chromna\Canton\ChromData\A3UX14\20191226-94563.b\1423292.D				
Injection Date:	27-Dec-2019 00:52:30	Instrument ID:	A3UX14		
Lims ID:	240-123986-B-3-A	Lab Sample ID:	240-123986-3		
Client ID:	E-SB-1799-2-4				
Operator ID:	002808	ALS Bottle#:	29	Worklist Smp#:	30
Purge Vol:	5.000 mL	Dil. Factor:	1.0000		
Method:	8260_14	Limit Group:	MSV 8260B ICAL		
Column:	DB-624 (0.18 mm)	Detector	MS SCAN		

110 1,4-Dichlorobenzene, CAS: 106-46-7

Processing Results

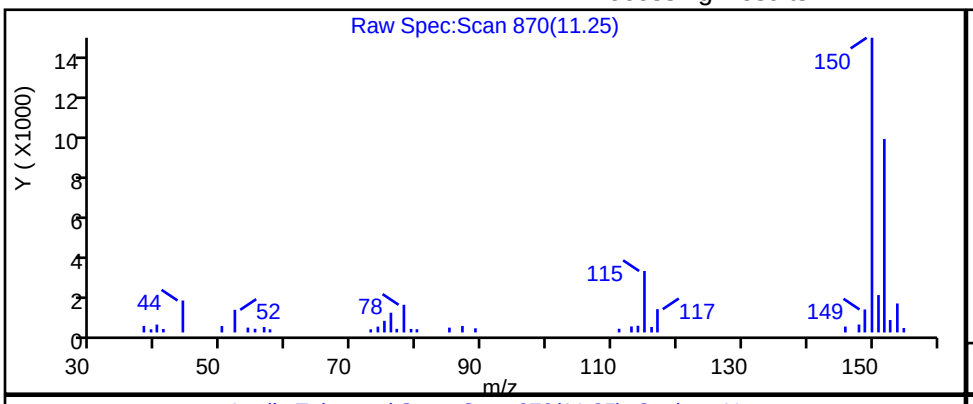

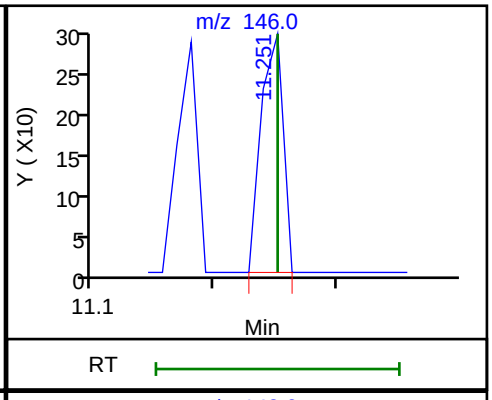

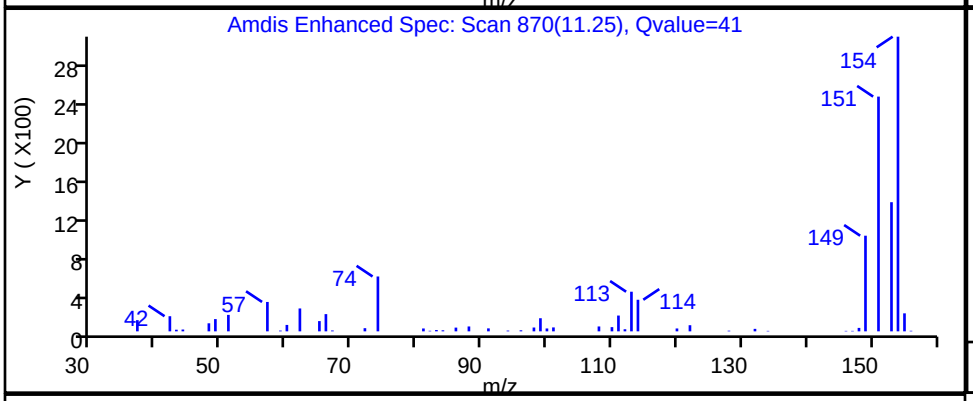

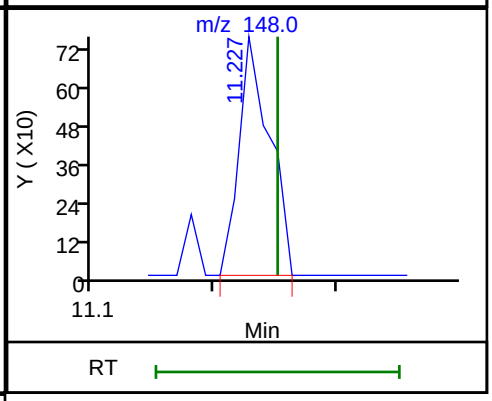

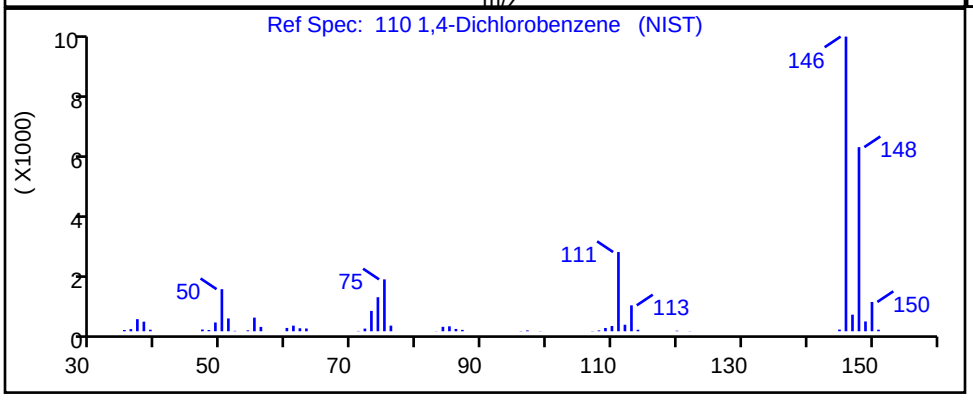

RT	Mass	Response	Amount
11.25	146.00	366	0.028128
11.23	148.00	1319	

Reviewer: macenczaks, 27-Dec-2019 09:37:36

Audit Action: Marked Compound Undetected Audit Reason: Invalid Compound ID

User Disabled Compound Report

Eurofins TestAmerica, Canton

Data File:	\\chromna\Canton\ChromData\A3UX14\20191226-94563.b\1423292.D				
Injection Date:	27-Dec-2019 00:52:30	Instrument ID:	A3UX14		
Lims ID:	240-123986-B-3-A	Lab Sample ID:	240-123986-3		
Client ID:	E-SB-1799-2-4				
Operator ID:	002808	ALS Bottle#:	29	Worklist Smp#:	30
Purge Vol:	5.000 mL	Dil. Factor:	1.0000		
Method:	8260_14	Limit Group:	MSV 8260B ICAL		
Column:	DB-624 (0.18 mm)	Detector	MS SCAN		

109 4-Isopropyltoluene, CAS: 99-87-6

Processing Results

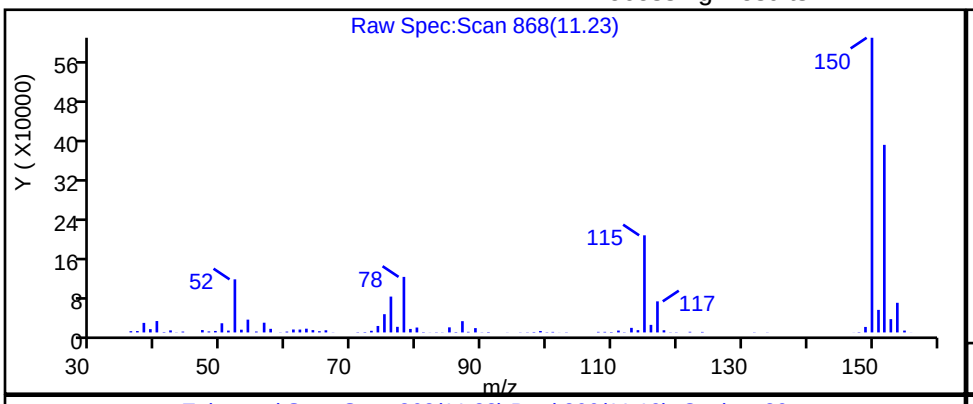

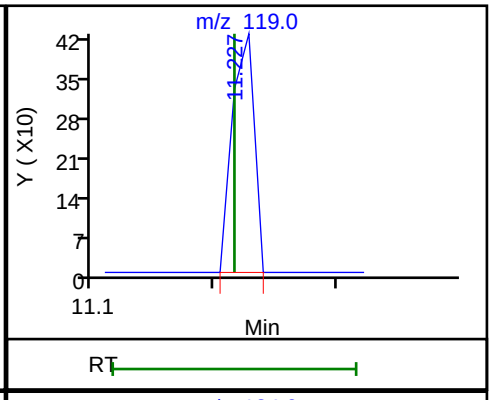

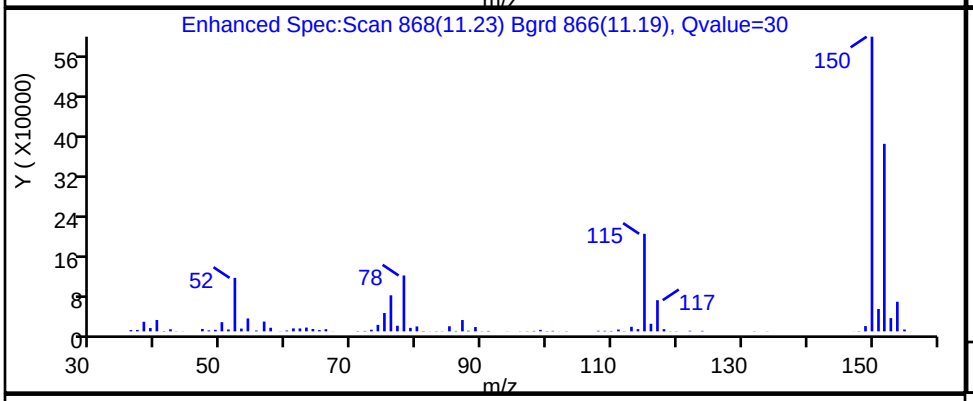

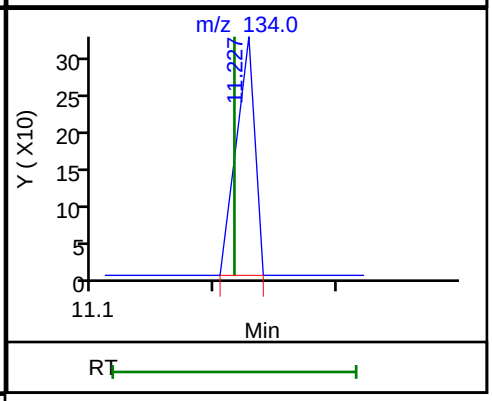

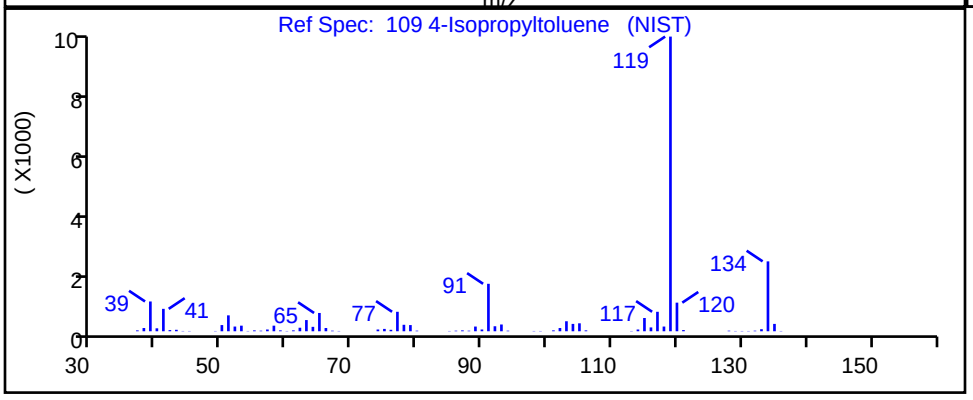

RT	Mass	Response	Amount
11.23	119.00	537	0.024011
11.23	134.00	343	

Reviewer: macenczaks, 27-Dec-2019 09:37:34

Audit Action: Marked Compound Undetected Audit Reason: Invalid Compound ID

User Disabled Compound Report

Eurofins TestAmerica, Canton

Data File:	\\chromna\Canton\ChromData\A3UX14\20191226-94563.b\1423292.D				
Injection Date:	27-Dec-2019 00:52:30	Instrument ID:	A3UX14		
Lims ID:	240-123986-B-3-A	Lab Sample ID:	240-123986-3		
Client ID:	E-SB-1799-2-4				
Operator ID:	002808	ALS Bottle#:	29	Worklist Smp#:	30
Purge Vol:	5.000 mL	Dil. Factor:	1.0000		
Method:	8260_14	Limit Group:	MSV 8260B ICAL		
Column:	DB-624 (0.18 mm)	Detector	MS SCAN		

43 2-Butanone (MEK), CAS: 78-93-3

Processing Results

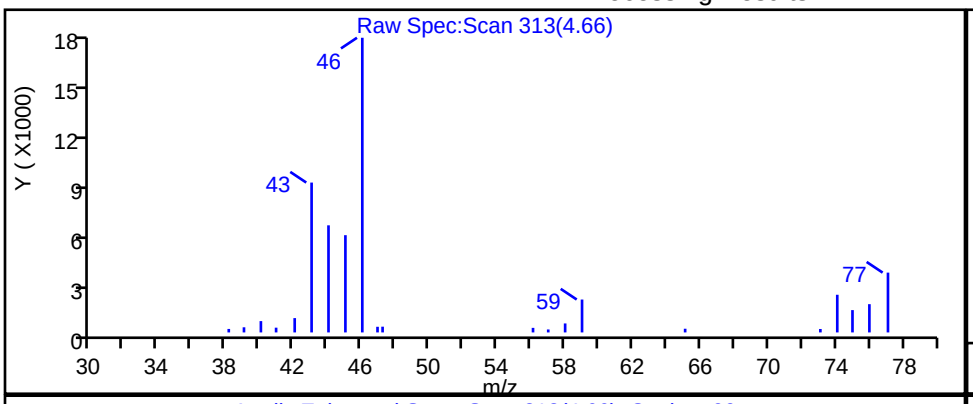

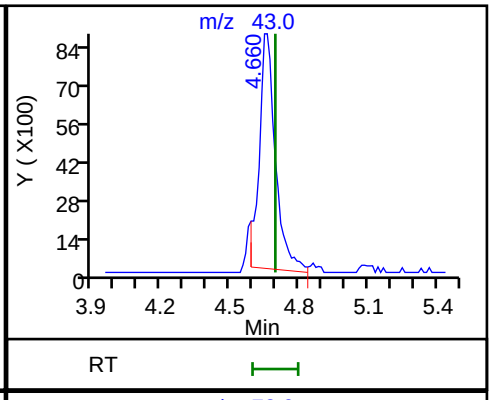

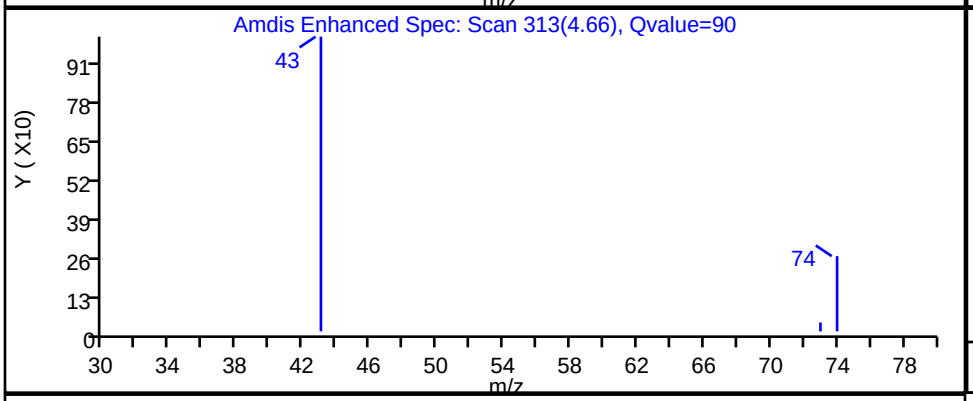

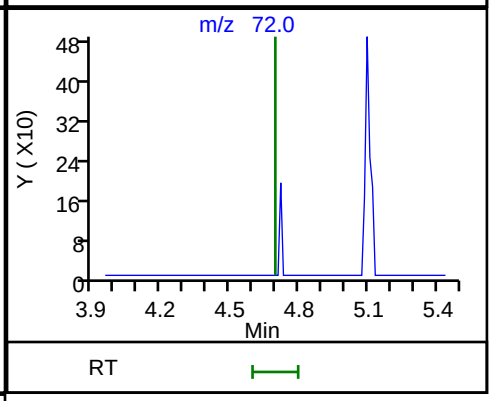

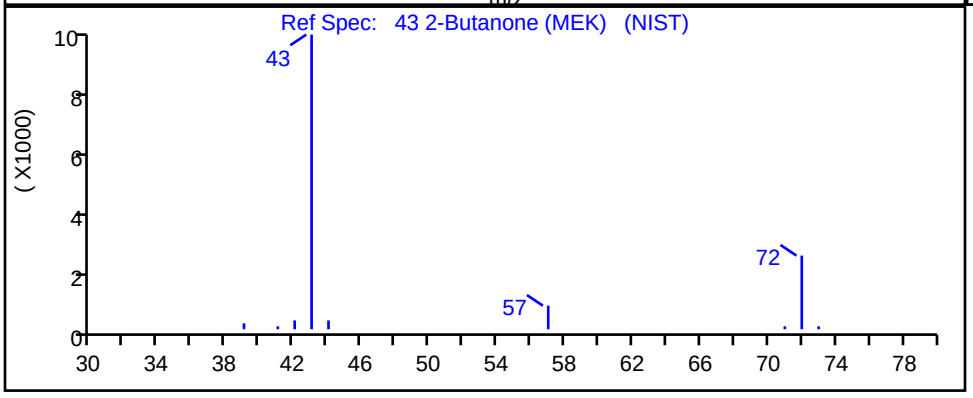

RT	Mass	Response	Amount
4.66	43.00	43434	6.371454
4.70	72.00	0	

Reviewer: macenczaks, 27-Dec-2019 09:38:02

Audit Action: Marked Compound Undetected Audit Reason: Invalid Compound ID

FORM I
GC/MS VOA ORGANICS ANALYSIS DATA SHEET

Lab Name: Eurofins TestAmerica, Canton Job No.: 240-123986-1

SDG No.:

Client Sample ID: E-SB-1795-2-3 Lab Sample ID: 240-123986-4

Matrix: Solid Lab File ID: 1423293.D

Analysis Method: 8260B Date Collected: 12/16/2019 14:20

Sample wt/vol: 5.2814(g) Date Analyzed: 12/27/2019 01:14

Soil Aliquot Vol: Dilution Factor: 1

Soil Extract Vol.: GC Column: DB-624 ID: 0.18(mm)

% Moisture: 15.5 Level: (low/med) Low

Analysis Batch No.: 417294 Units: ug/Kg

CAS NO.	COMPOUND NAME	RESULT	Q	RL	MDL
630-20-6	1,1,1,2-Tetrachloroethane	3.3	U	5.6	3.3
71-55-6	1,1,1-Trichloroethane	0.92	U	5.6	0.92
79-34-5	1,1,2,2-Tetrachloroethane	1.6	U	5.6	1.6
76-13-1	1,1,2-Trichlorotrifluoroethane	1.4	U	5.6	1.4
75-34-3	1,1-Dichloroethane	0.78	U	5.6	0.78
75-35-4	1,1-Dichloroethene	1.0	U	5.6	1.0
563-58-6	1,1-Dichloropropene	1.1	U	5.6	1.1
87-61-6	1,2,3-Trichlorobenzene	0.64	U	5.6	0.64
96-18-4	1,2,3-Trichloropropane	1.8	U	5.6	1.8
526-73-8	1,2,3-Trimethylbenzene	2.0	U	5.6	2.0
120-82-1	1,2,4-Trichlorobenzene	0.64	U	5.6	0.64
95-63-6	1,2,4-Trimethylbenzene	1.1	U	5.6	1.1
96-12-8	1,2-Dibromo-3-Chloropropane	4.0	U	11	4.0
95-50-1	1,2-Dichlorobenzene	1.2	U	5.6	1.2
107-06-2	1,2-Dichloroethane	0.87	U	5.6	0.87
78-87-5	1,2-Dichloropropane	0.95	U	5.6	0.95
541-73-1	1,3-Dichlorobenzene	0.91	U	5.6	0.91
142-28-9	1,3-Dichloropropane	1.1	U	5.6	1.1
106-46-7	1,4-Dichlorobenzene	0.99	U	5.6	0.99
594-20-7	2,2-Dichloropropane	1.3	U	5.6	1.3
110-75-8	2-Chloroethyl vinyl ether	10	U	56	10
95-49-8	2-Chlorotoluene	1.1	U	5.6	1.1
591-78-6	2-Hexanone	4.6	U	22	4.6
108-86-1	Bromobenzene	1.3	U	5.6	1.3
74-97-5	Bromochloromethane	0.67	U	5.6	0.67
106-43-4	4-Chlorotoluene	0.97	U	5.6	0.97
99-87-6	4-Isopropyltoluene	3.3	U	5.6	3.3
67-64-1	Acetone	24	U	28	24
71-43-2	Benzene	0.78	U	5.6	0.78
75-25-2	Bromoform	2.7	U	5.6	2.7
74-83-9	Bromomethane	1.1	U	5.6	1.1
75-15-0	Carbon disulfide	1.3	U	5.6	1.3
56-23-5	Carbon tetrachloride	3.6	U	5.6	3.6
108-90-7	Chlorobenzene	1.0	U	5.6	1.0
75-00-3	Chloroethane	1.4	U	5.6	1.4
67-66-3	Chloroform	0.88	U	5.6	0.88

FORM I
GC/MS VOA ORGANICS ANALYSIS DATA SHEET

Lab Name: Eurofins TestAmerica, Canton Job No.: 240-123986-1

SDG No.:

Client Sample ID: E-SB-1795-2-3 Lab Sample ID: 240-123986-4

Matrix: Solid Lab File ID: 1423293.D

Analysis Method: 8260B Date Collected: 12/16/2019 14:20

Sample wt/vol: 5.2814(g) Date Analyzed: 12/27/2019 01:14

Soil Aliquot Vol: Dilution Factor: 1

Soil Extract Vol.: GC Column: DB-624 ID: 0.18(mm)

% Moisture: 15.5 Level: (low/med) Low

Analysis Batch No.: 417294 Units: ug/Kg

CAS NO.	COMPOUND NAME	RESULT	Q	RL	MDL
74-87-3	Chloromethane	1.2	U	5.6	1.2
156-59-2	cis-1,2-Dichloroethene	0.73	U	5.6	0.73
10061-01-5	cis-1,3-Dichloropropene	1.6	U	5.6	1.6
87-68-3	Hexachlorobutadiene	4.2	U	5.6	4.2
74-95-3	Dibromomethane	0.75	U	5.6	0.75
75-27-4	Bromodichloromethane	0.76	U	5.6	0.76
75-71-8	Dichlorodifluoromethane	1.1	U	5.6	1.1
100-41-4	Ethylbenzene	1.2	U	5.6	1.2
106-93-4	1,2-Dibromoethane	0.86	U	5.6	0.86
108-20-3	Diisopropyl ether	0.85	U	11	0.85
91-20-3	Naphthalene	3.0	U	5.6	3.0
104-51-8	n-Butylbenzene	3.9	U	5.6	3.9
98-82-8	Isopropylbenzene	0.93	U	5.6	0.93
103-65-1	N-Propylbenzene	0.82	U	5.6	0.82
78-93-3	2-Butanone (MEK)	4.0	U	22	4.0
108-10-1	4-Methyl-2-pentanone (MIBK)	4.2	U	22	4.2
135-98-8	sec-Butylbenzene	0.97	U	5.6	0.97
1634-04-4	Methyl tert-butyl ether	0.92	U	5.6	0.92
994-05-8	Tert-amyl methyl ether	2.5	U	5.6	2.5
75-09-2	Methylene Chloride	13	U	28	13
100-42-5	Styrene	1.3	U	5.6	1.3
637-92-3	Ethyl tert-butyl ether	2.5	U	5.6	2.5
98-06-6	tert-Butylbenzene	1.0	U	5.6	1.0
127-18-4	Tetrachloroethene	0.82	U	5.6	0.82
108-88-3	Toluene	0.87	U	5.6	0.87
156-60-5	trans-1,2-Dichloroethene	0.52	U	5.6	0.52
10061-02-6	trans-1,3-Dichloropropene	1.2	U	5.6	1.2
79-01-6	Trichloroethene	0.71	U	5.6	0.71
75-69-4	Trichlorofluoromethane	1.2	U	5.6	1.2
108-05-4	Vinyl acetate	2.4	U F1	11	2.4
75-01-4	Vinyl chloride	0.94	U	5.6	0.94
75-65-0	tert-Butyl alcohol	19	U	220	19
1330-20-7	Xylenes, Total	1.8	U	11	1.8
124-48-1	Chlorodibromomethane	3.1	U	5.6	3.1

FORM I
GC/MS VOA ORGANICS ANALYSIS DATA SHEET

Lab Name: Eurofins TestAmerica, Canton Job No.: 240-123986-1

SDG No.:

Client Sample ID: E-SB-1795-2-3 Lab Sample ID: 240-123986-4

Matrix: Solid Lab File ID: 1423293.D

Analysis Method: 8260B Date Collected: 12/16/2019 14:20

Sample wt/vol: 5.2814(g) Date Analyzed: 12/27/2019 01:14

Soil Aliquot Vol: Dilution Factor: 1

Soil Extract Vol.: GC Column: DB-624 ID: 0.18(mm)

% Moisture: 15.5 Level: (low/med) Low

Analysis Batch No.: 417294 Units: ug/Kg

CAS NO.	SURROGATE	%REC	Q	LIMITS
17060-07-0	1,2-Dichloroethane-d4 (Surr)	76		59-120
460-00-4	4-Bromofluorobenzene (Surr)	99		51-127
2037-26-5	Toluene-d8 (Surr)	94		64-124
1868-53-7	Dibromofluoromethane (Surr)	88		56-122

Eurofins TestAmerica, Canton
Target Compound Quantitation Report

Data File: \\chromna\Canton\ChromData\A3UX14\20191226-94563.b\1423293.D
Lims ID: 240-123986-B-4-A
Client ID: E-SB-1795-2-3
Sample Type: Client
Inject. Date: 27-Dec-2019 01:14:30 ALS Bottle#: 30 Worklist Smp#: 31
Purge Vol: 5.000 mL Dil. Factor: 1.0000
Sample Info: 240-123986-b-4-a
Misc. Info.: 240-0094563-031
Operator ID: 002808 Instrument ID: A3UX14

Method: \\chromna\Canton\ChromData\A3UX14\20191226-94563.b\8260_14.m
Limit Group: MSV 8260B ICAL
Last Update: 27-Dec-2019 09:51:57 Calib Date: 07-Nov-2019 19:26:30
Integrator: RTE ID Type: Deconvolution ID
Quant Method: Internal Standard Quant By: Initial Calibration
Last ICal File: \\chromna\Canton\ChromData\A3UX14\20191107-92918.b\1422636.D

Column 1 : DB-624 (0.18 mm) Det: MS SCAN
Process Host: CTX0325

First Level Reviewer: macenczaks Date: 27-Dec-2019 09:39:07

Compound	Sig	RT (min.)	Exp RT (min.)	Dlt RT (min.)	Q	Response	OnCol Amt ug/l	Flags
* 1 Fluorobenzene	96	6.246	6.246	0.000	99	1872767	50.0	
* 2 Chlorobenzene-d5	117	9.228	9.228	0.000	93	1364473	50.0	
* 3 1,4-Dichlorobenzene-d4	152	11.227	11.227	0.000	99	557910	50.0	
$ 4 Dibromofluoromethane (Surr	113	5.394	5.394	0.000	94	419568	43.8	
$ 5 1,2-Dichloroethane-d4 (Sur	65	5.808	5.808	0.000	91	404142	38.1	
$ 6 Toluene-d8 (Surr)	98	7.914	7.914	0.000	93	1764106	47.0	
$ 7 4-Bromofluorobenzene (Surr	95	10.245	10.245	0.000	0	529894	49.5	
9 Dichlorodifluoromethane	85		1.063				ND	
10 Chloromethane	50		1.193				ND	
11 Vinyl chloride	62		1.276				ND	U
13 Bromomethane	94		1.513				ND	
15 Chloroethane	64		1.595				ND	
17 Trichlorofluoromethane	101		1.797				ND	
21 1,1-Dichloroethene	96		2.246				ND	
22 1,1,2-Trichloro-1,2,2-trif	151		2.282				ND	
24 Acetone	43		2.317				ND	
26 Carbon disulfide	76		2.436				ND	
30 Methylene Chloride	84	2.755	2.755	0.000	91	2792	0.2914	
31 2-Methyl-2-propanol	59	2.968	2.980	-0.012	32	836	0.6781	
32 trans-1,2-Dichloroethene	96		3.075				ND	
33 Methyl tert-butyl ether	73		3.110				ND	
36 1,1-Dichloroethane	63		3.643				ND	
39 Vinyl acetate	86		3.785				ND	
38 Isopropyl ether	87		3.844				ND	
40 Tert-butyl ethyl ether	59		4.447				ND	
41 2,2-Dichloropropane	97		4.589				ND	
42 cis-1,2-Dichloroethene	96		4.601				ND	
43 2-Butanone (MEK)	43		4.696				ND	U
46 Chlorobromomethane	128		4.980				ND	
49 Chloroform	83		5.157				ND	
50 1,1,1-Trichloroethane	97		5.370				ND	

Compound	Sig	RT (min.)	Exp RT (min.)	Dlt RT (min.)	Q	Response	OnCol Amt ug/l	Flags
52 Carbon tetrachloride	117		5.595				ND	
53 1,1-Dichloropropene	75		5.607				ND	
54 Benzene	78		5.867				ND	
56 1,2-Dichloroethane	62	5.914	5.914	0.000	88	1659	0.1340	
57 Tert-amyl methyl ether	73		6.092				ND	
59 Trichloroethene	130	6.672	6.672	0.000	94	3425	0.3643	
63 1,2-Dichloropropane	63		6.897				ND	
65 Dibromomethane	93		7.015				ND	
68 Dichlorobromomethane	83		7.216				ND	
70 2-Chloroethyl vinyl ether	63		7.559				ND	
71 cis-1,3-Dichloropropene	75		7.666				ND	
73 4-Methyl-2-pentanone (MIBK	43		7.855				ND	
74 Toluene	91		7.985				ND	
75 trans-1,3-Dichloropropene	75		8.210				ND	
78 Tetrachloroethene	164		8.482				ND	
79 1,3-Dichloropropane	76		8.518				ND	
80 2-Hexanone	43		8.624				ND	
82 Chlorodibromomethane	129		8.719				ND	
83 Ethylene Dibromide	107		8.802				ND	
85 Chlorobenzene	112		9.251				ND	
86 1,1,1,2-Tetrachloroethane	131		9.334				ND	
87 Ethylbenzene	106		9.358				ND	
88 m-Xylene & p-Xylene	106		9.464				ND	
89 o-Xylene	106		9.807				ND	
90 Styrene	104		9.819				ND	
91 Bromoform	173		9.961				ND	
92 Isopropylbenzene	105		10.127				ND	
94 Bromobenzene	156		10.375				ND	
95 1,1,2,2-Tetrachloroethane	83		10.387				ND	
96 1,2,3-Trichloropropane	110		10.411				ND	
98 N-Propylbenzene	120		10.482				ND	
99 2-Chlorotoluene	126		10.541				ND	
101 4-Chlorotoluene	126		10.636				ND	
103 tert-Butylbenzene	119		10.908				ND	
105 1,2,4-Trimethylbenzene	105		10.943				ND	
107 sec-Butylbenzene	105		11.097				ND	
108 1,3-Dichlorobenzene	146		11.168				ND	U
109 4-Isopropyltoluene	119		11.216				ND	U
110 1,4-Dichlorobenzene	146		11.251				ND	U
111 1,2,3-Trimethylbenzene	105		11.298				ND	
113 n-Butylbenzene	91		11.559				ND	
114 1,2-Dichlorobenzene	146		11.559				ND	
115 1,2-Dibromo-3-Chloropropan	157		12.210				ND	
117 1,2,4-Trichlorobenzene	180		12.908				ND	
118 Hexachlorobutadiene	225		13.062				ND	
119 Naphthalene	128	13.109	13.109	0.000	96	5880	0.2100	
120 1,2,3-Trichlorobenzene	180		13.310				ND	U
S 134 Xylenes, Total	106		16.530				ND	

QC Flag Legend

Review Flags

U - Marked Undetected

Reagents:

VM250SS_00056	Amount Added:	1.00	Units: uL	Run Reagent
vm40ml_vials_00014	Amount Added:	0.00	Units:	Run Reagent
vmDist_H2o_00160	Amount Added:	0.00	Units:	Run Reagent
VM568718_00017	Amount Added:	1.00	Units: uL	Run Reagent

Report Date: 27-Dec-2019 09:52:48 Chrom Revision: 2.3 15-Dec-2019 06:20:02

Eurofins TestAmerica, Canton

Data File: \\chromna\Canton\ChromData\A3UX14\20191226-94563.b\1423293.D

Injection Date:	27-Dec-2019 01:14:30	Instrument ID:	A3UX14	Operator ID:	002808
Lims ID:	240-123986-B-4-A	Lab Sample ID:	240-123986-4	Worklist Smp#:	31
Client ID:	E-SB-1795-2-3				
Purge Vol:	5.000 mL	Dil. Factor:	1.0000	ALS Bottle#:	30
Method:	8260_14	Limit Group:	MSV 8260B ICAL		

Column: DB-624 (0.18 mm)

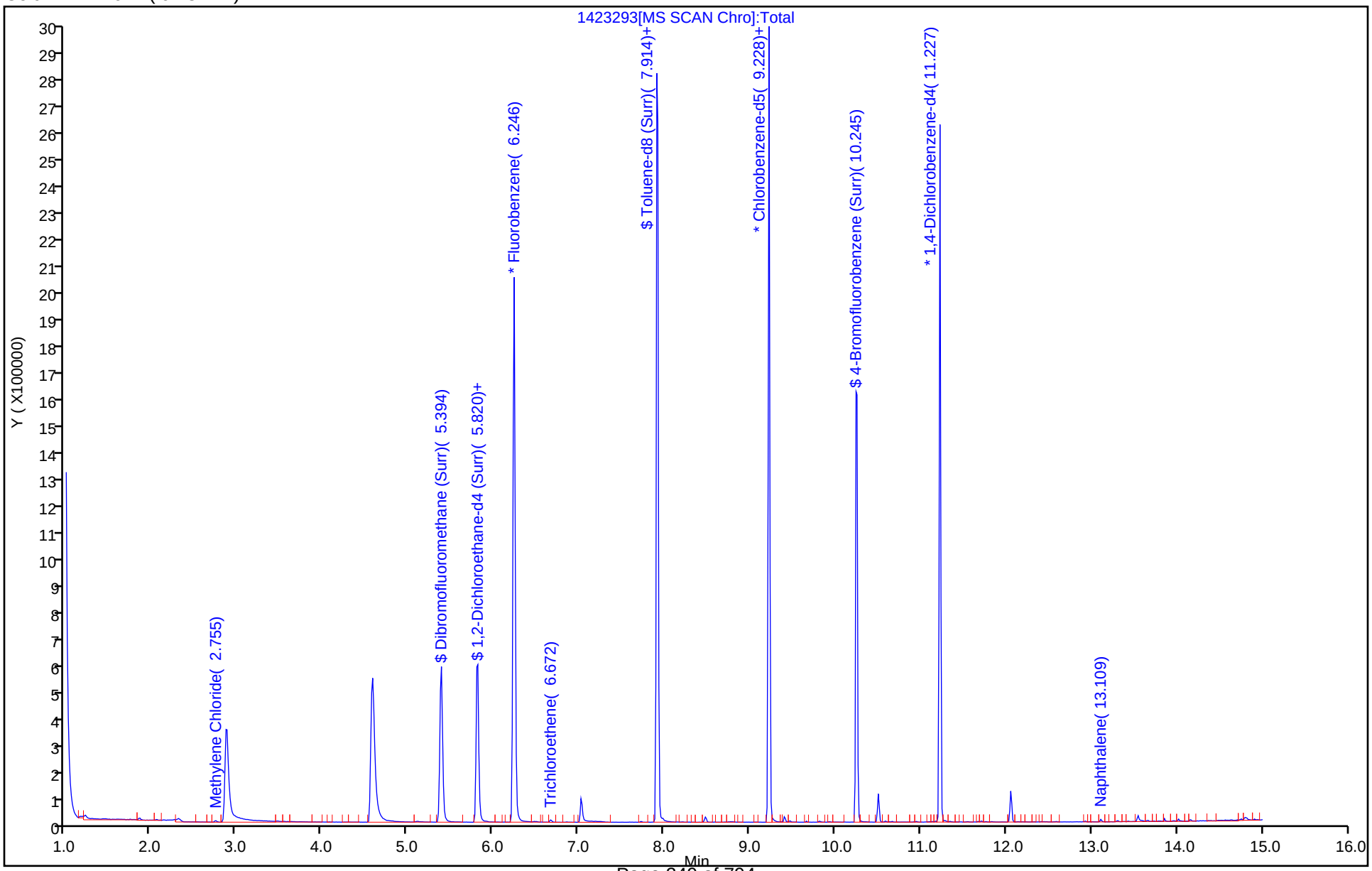

Eurofins TestAmerica, Canton
Recovery Report

Data File: \\chromna\Canton\ChromData\A3UX14\20191226-94563.b\1423293.D
Lims ID: 240-123986-B-4-A
Client ID: E-SB-1795-2-3
Sample Type: Client
Inject. Date: 27-Dec-2019 01:14:30 ALS Bottle#: 30 Worklist Smp#: 31
Purge Vol: 5.000 mL Dil. Factor: 1.0000
Sample Info: 240-123986-b-4-a
Misc. Info.: 240-0094563-031
Operator ID: 002808 Instrument ID: A3UX14

Method: \\chromna\Canton\ChromData\A3UX14\20191226-94563.b\8260_14.m
Limit Group: MSV 8260B ICAL
Last Update: 27-Dec-2019 09:51:57 Calib Date: 07-Nov-2019 19:26:30
Integrator: RTE ID Type: Deconvolution ID
Quant Method: Internal Standard Quant By: Initial Calibration
Last ICal File: \\chromna\Canton\ChromData\A3UX14\20191107-92918.b\1422636.D

Column 1 : DB-624 (0.18 mm) Det: MS SCAN
Process Host: CTX0325

First Level Reviewer: macenczaks Date: 27-Dec-2019 09:39:07

Compound	Amount Added	Amount Recovered	% Rec.
$ 4 Dibromofluoromethane (Surr)	50.0	43.8	87.51
$ 5 1,2-Dichloroethane-d4 (Surr)	50.0	38.1	76.16
$ 6 Toluene-d8 (Surr)	50.0	47.0	93.97
$ 7 4-Bromofluorobenzene (Surr)	50.0	49.5	98.98

User Disabled Compound Report

Eurofins TestAmerica, Canton

Data File:	\\chromna\Canton\ChromData\A3UX14\20191226-94563.b\1423293.D				
Injection Date:	27-Dec-2019 01:14:30	Instrument ID:	A3UX14		
Lims ID:	240-123986-B-4-A	Lab Sample ID:	240-123986-4		
Client ID:	E-SB-1795-2-3				
Operator ID:	002808	ALS Bottle#:	30	Worklist Smp#:	31
Purge Vol:	5.000 mL	Dil. Factor:	1.0000		
Method:	8260_14	Limit Group:	MSV 8260B ICAL		
Column:	DB-624 (0.18 mm)	Detector	MS SCAN		

120 1,2,3-Trichlorobenzene, CAS: 87-61-6

Processing Results

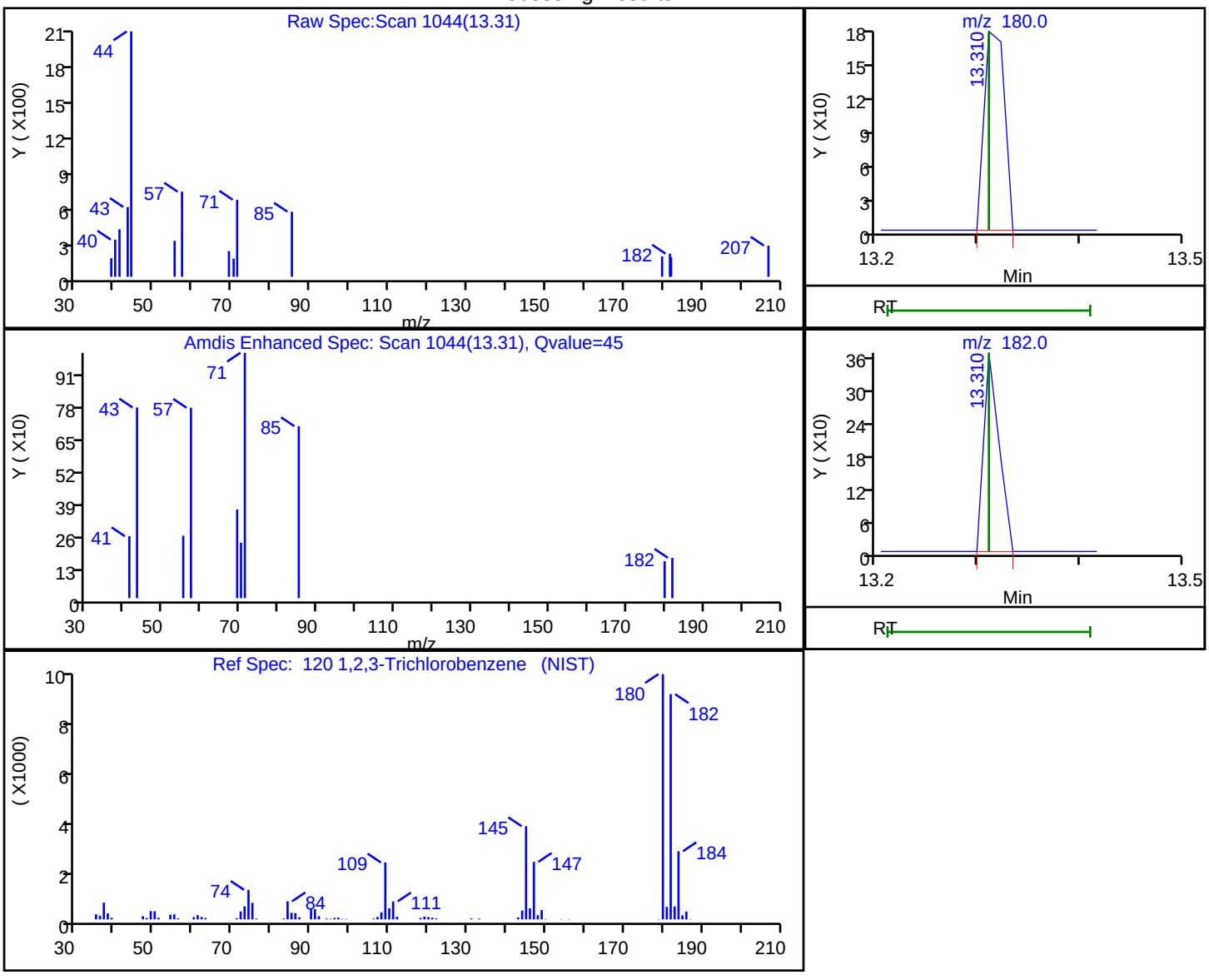

RT	Mass	Response	Amount
13.31	180.00	238	0.024916
13.31	182.00	376	

Reviewer: macenczaks, 27-Dec-2019 09:39:05

Audit Action: Marked Compound Undetected Audit Reason: Invalid Compound ID

User Disabled Compound Report

Eurofins TestAmerica, Canton

Data File:	\\chromna\Canton\ChromData\A3UX14\20191226-94563.b\1423293.D				
Injection Date:	27-Dec-2019 01:14:30	Instrument ID:	A3UX14		
Lims ID:	240-123986-B-4-A	Lab Sample ID:	240-123986-4		
Client ID:	E-SB-1795-2-3				
Operator ID:	002808	ALS Bottle#:	30	Worklist Smp#:	31
Purge Vol:	5.000 mL	Dil. Factor:	1.0000		
Method:	8260_14	Limit Group:	MSV 8260B ICAL		
Column:	DB-624 (0.18 mm)	Detector	MS SCAN		

108 1,3-Dichlorobenzene, CAS: 541-73-1

Processing Results

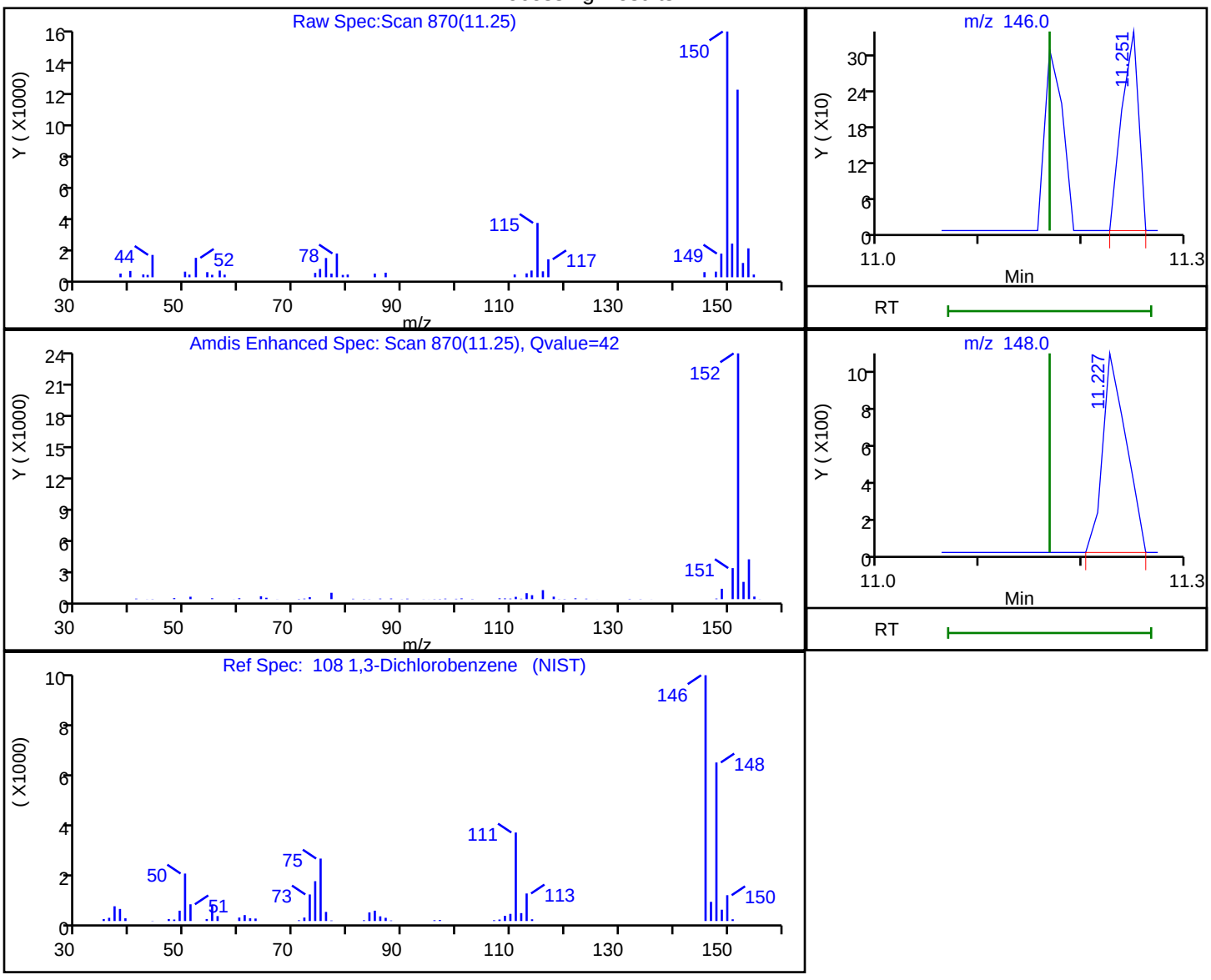

RT	Mass	Response	Amount
11.25	146.00	378	0.024323
11.23	148.00	1645	

Reviewer: macenczaks, 27-Dec-2019 09:38:55

Audit Action: Marked Compound Undetected Audit Reason: Invalid Compound ID

User Disabled Compound Report

Eurofins TestAmerica, Canton

Data File:	\\chromna\Canton\ChromData\A3UX14\20191226-94563.b\1423293.D				
Injection Date:	27-Dec-2019 01:14:30	Instrument ID:	A3UX14		
Lims ID:	240-123986-B-4-A	Lab Sample ID:	240-123986-4		
Client ID:	E-SB-1795-2-3				
Operator ID:	002808	ALS Bottle#:	30	Worklist Smp#:	31
Purge Vol:	5.000 mL	Dil. Factor:	1.0000		
Method:	8260_14	Limit Group:	MSV 8260B ICAL		
Column:	DB-624 (0.18 mm)	Detector	MS SCAN		

110 1,4-Dichlorobenzene, CAS: 106-46-7

Processing Results

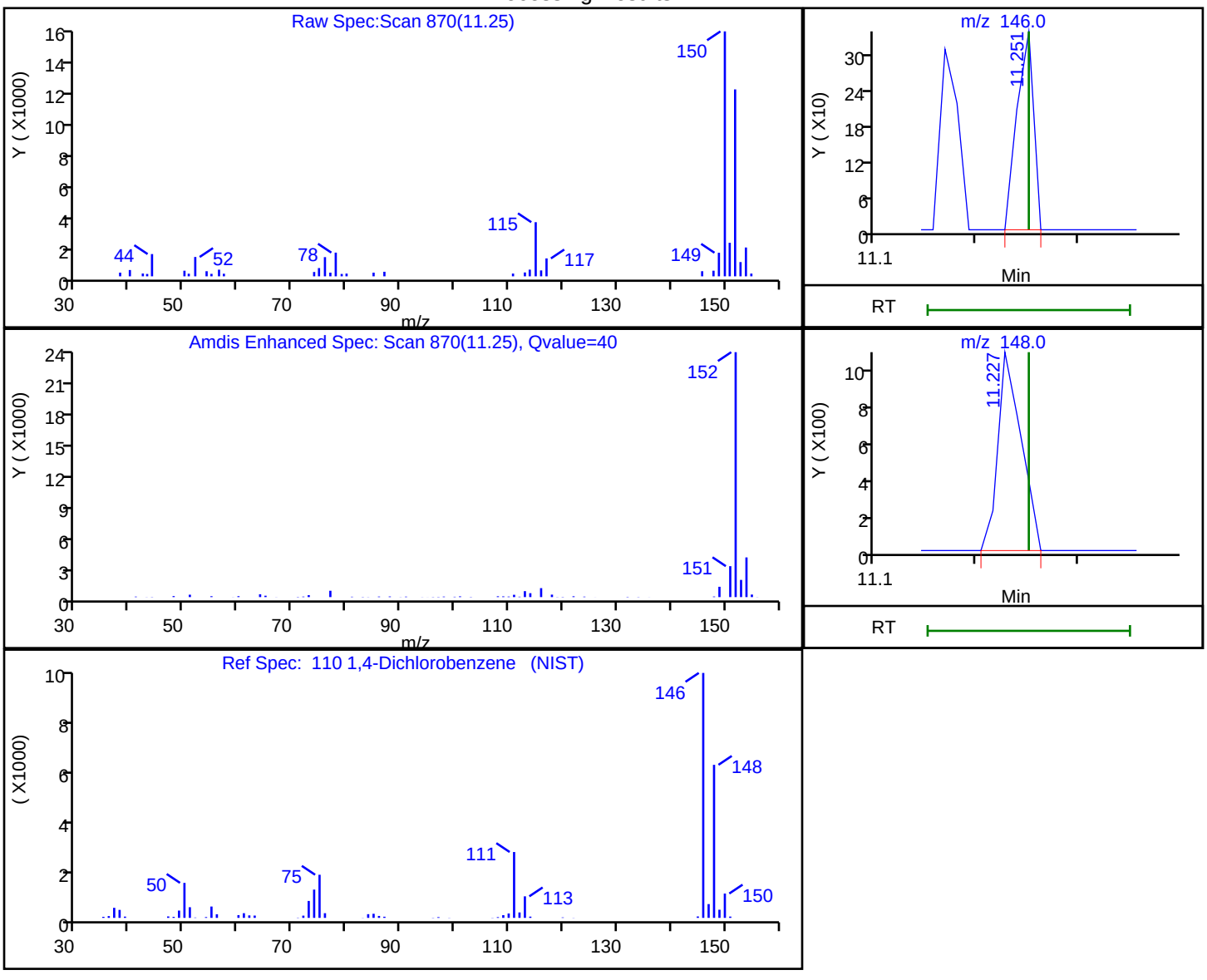

RT	Mass	Response	Amount
11.25	146.00	378	0.023213
11.23	148.00	1645	

Reviewer: macenczaks, 27-Dec-2019 09:38:59

Audit Action: Marked Compound Undetected Audit Reason: Invalid Compound ID

User Disabled Compound Report

Eurofins TestAmerica, Canton

Data File:	\\chromna\Canton\ChromData\A3UX14\20191226-94563.b\1423293.D				
Injection Date:	27-Dec-2019 01:14:30	Instrument ID:	A3UX14		
Lims ID:	240-123986-B-4-A	Lab Sample ID:	240-123986-4		
Client ID:	E-SB-1795-2-3				
Operator ID:	002808	ALS Bottle#:	30	Worklist Smp#:	31
Purge Vol:	5.000 mL	Dil. Factor:	1.0000		
Method:	8260_14	Limit Group:	MSV 8260B ICAL		
Column:	DB-624 (0.18 mm)	Detector	MS SCAN		

109 4-Isopropyltoluene, CAS: 99-87-6

Processing Results

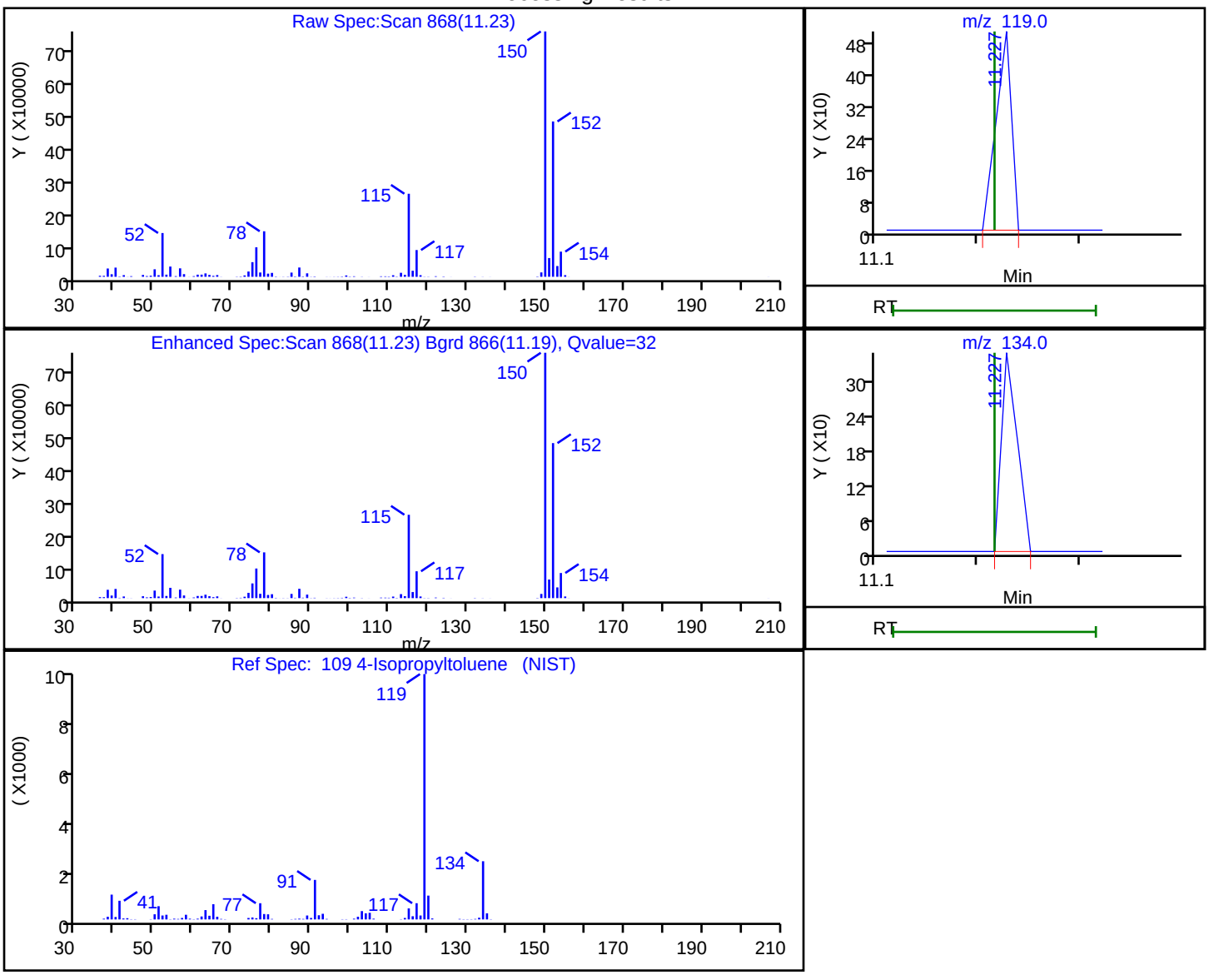

RT	Mass	Response	Amount
11.23	119.00	527	0.018829
11.23	134.00	375	

Reviewer: macenczaks, 27-Dec-2019 09:38:57

Audit Action: Marked Compound Undetected Audit Reason: Invalid Compound ID

User Disabled Compound Report

Eurofins TestAmerica, Canton

Data File:	\\chromna\Canton\ChromData\A3UX14\20191226-94563.b\1423293.D				
Injection Date:	27-Dec-2019 01:14:30	Instrument ID:	A3UX14		
Lims ID:	240-123986-B-4-A	Lab Sample ID:	240-123986-4		
Client ID:	E-SB-1795-2-3				
Operator ID:	002808	ALS Bottle#:	30	Worklist Smp#:	31
Purge Vol:	5.000 mL	Dil. Factor:	1.0000		
Method:	8260_14	Limit Group:	MSV 8260B ICAL		
Column:	DB-624 (0.18 mm)	Detector	MS SCAN		

43 2-Butanone (MEK), CAS: 78-93-3

Processing Results

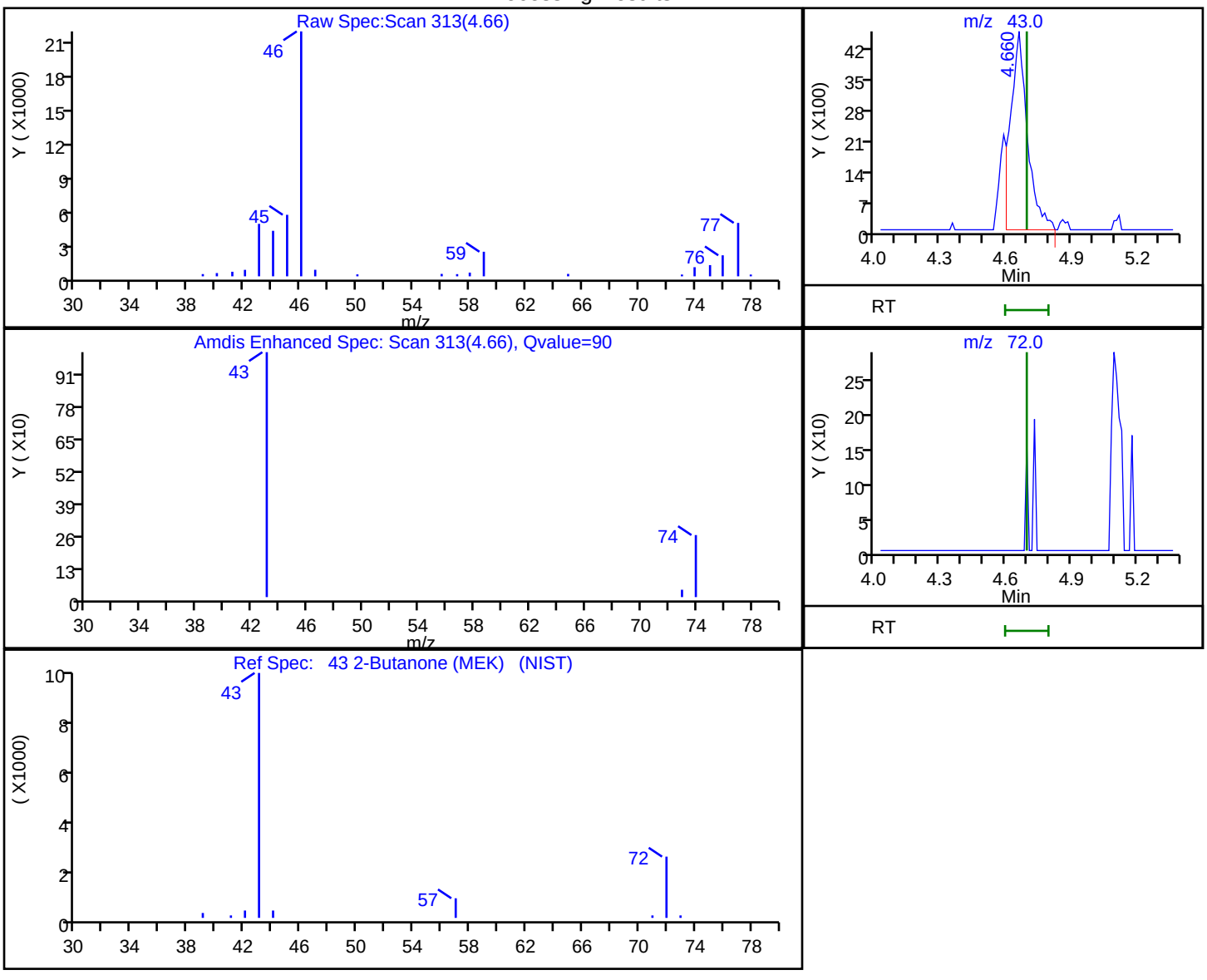

RT	Mass	Response	Amount
4.66	43.00	24319	3.367943
4.70	72.00	0	

Reviewer: macenczaks, 27-Dec-2019 09:38:41

Audit Action: Marked Compound Undetected Audit Reason: Invalid Compound ID

User Disabled Compound Report

Eurofins TestAmerica, Canton

Data File:	\\chromna\Canton\ChromData\A3UX14\20191226-94563.b\1423293.D		
Injection Date:	27-Dec-2019 01:14:30	Instrument ID:	A3UX14
Lims ID:	240-123986-B-4-A	Lab Sample ID:	240-123986-4
Client ID:	E-SB-1795-2-3		
Operator ID:	002808	ALS Bottle#:	30 Worklist Smp#: 31
Purge Vol:	5.000 mL	Dil. Factor:	1.0000
Method:	8260_14	Limit Group:	MSV 8260B ICAL
Column:	DB-624 (0.18 mm)	Detector	MS SCAN

11 Vinyl chloride, CAS: 75-01-4

Processing Results

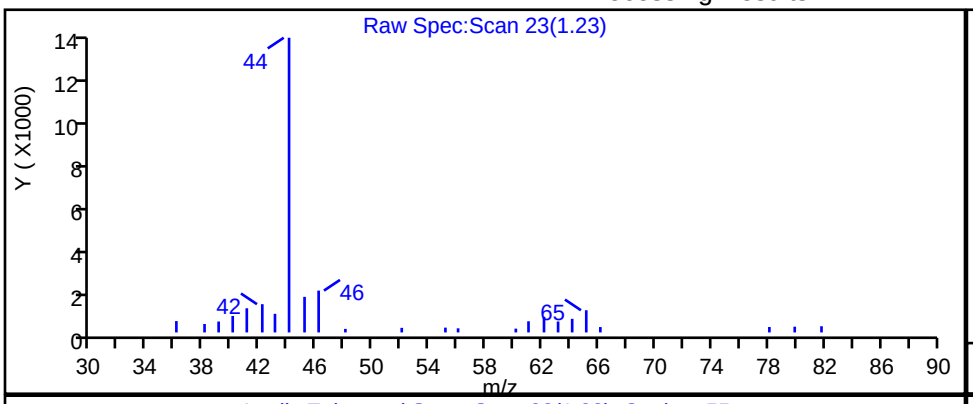

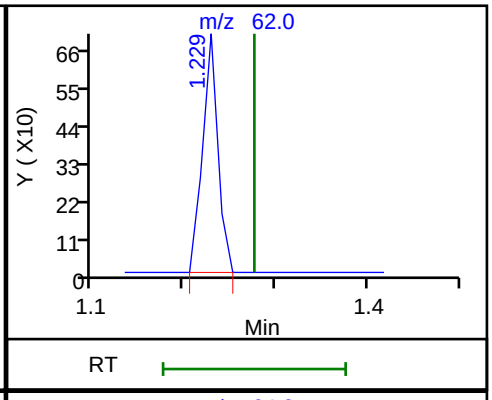

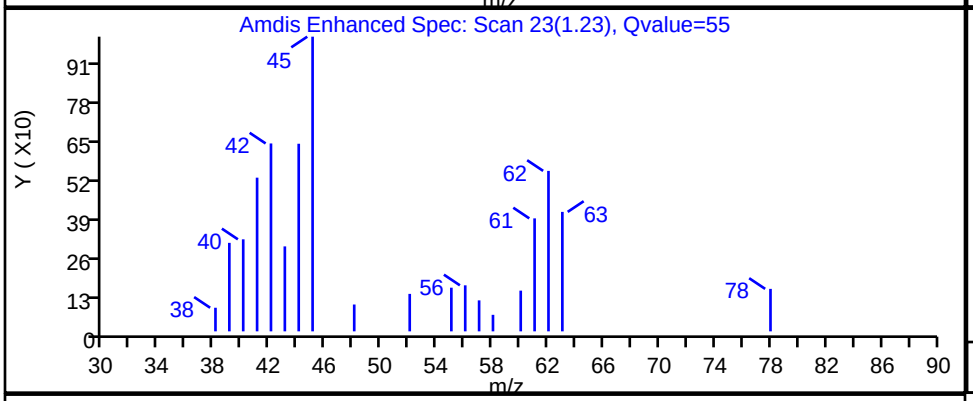

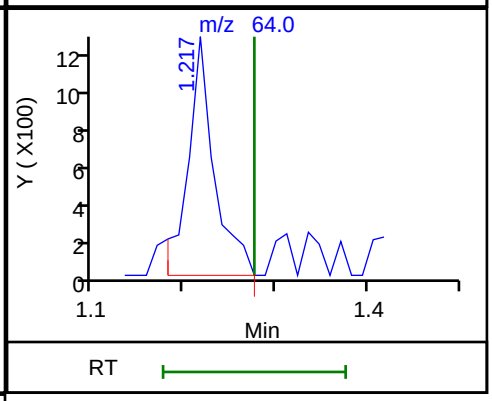

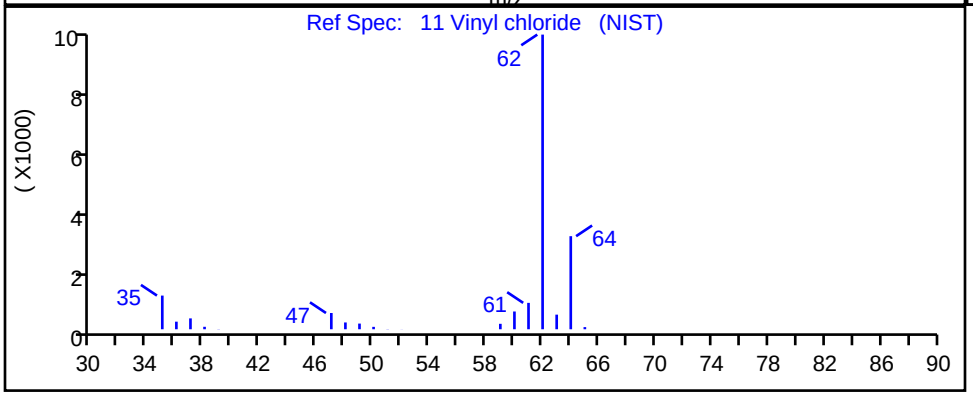

RT	Mass	Response	Amount
1.23	62.00	821	0.066157
1.22	64.00	2480	

Reviewer: macenczaks, 27-Dec-2019 09:38:32

Audit Action: Marked Compound Undetected Audit Reason: Invalid Compound ID

FORM I
GC/MS VOA ORGANICS ANALYSIS DATA SHEET

Lab Name: Eurofins TestAmerica, Canton Job No.: 240-123986-1

SDG No.:

Client Sample ID: E-SB-1793-12-14 Lab Sample ID: 240-123986-5

Matrix: Solid Lab File ID: UX88065.D

Analysis Method: 8260B Date Collected: 12/16/2019 10:30

Sample wt/vol: 5.07(g) Date Analyzed: 12/28/2019 10:08

Soil Aliquot Vol: Dilution Factor: 1

Soil Extract Vol.: GC Column: DB-624 ID: 0.18(mm)

% Moisture: 17.2 Level: (low/med) Low

Analysis Batch No.: 417546 Units: ug/Kg

CAS NO.	COMPOUND NAME	RESULT	Q	RL	MDL
630-20-6	1,1,1,2-Tetrachloroethane	3.5	U	6.0	3.5
71-55-6	1,1,1-Trichloroethane	0.98	U	6.0	0.98
79-34-5	1,1,2,2-Tetrachloroethane	1.7	U	6.0	1.7
76-13-1	1,1,2-Trichlorotrifluoroethane	1.5	U	6.0	1.5
75-34-3	1,1-Dichloroethane	0.83	U	6.0	0.83
75-35-4	1,1-Dichloroethene	1.1	U	6.0	1.1
563-58-6	1,1-Dichloropropene	1.2	U	6.0	1.2
87-61-6	1,2,3-Trichlorobenzene	0.68	U	6.0	0.68
96-18-4	1,2,3-Trichloropropane	1.9	U	6.0	1.9
526-73-8	1,2,3-Trimethylbenzene	2.2	U	6.0	2.2
120-82-1	1,2,4-Trichlorobenzene	0.68	U	6.0	0.68
95-63-6	1,2,4-Trimethylbenzene	1.2	U	6.0	1.2
96-12-8	1,2-Dibromo-3-Chloropropane	4.3	U	12	4.3
95-50-1	1,2-Dichlorobenzene	1.3	U	6.0	1.3
107-06-2	1,2-Dichloroethane	0.92	U	6.0	0.92
78-87-5	1,2-Dichloropropane	1.0	U	6.0	1.0
541-73-1	1,3-Dichlorobenzene	0.97	U	6.0	0.97
142-28-9	1,3-Dichloropropane	1.2	U	6.0	1.2
106-46-7	1,4-Dichlorobenzene	1.1	U	6.0	1.1
594-20-7	2,2-Dichloropropane	1.4	U	6.0	1.4
110-75-8	2-Chloroethyl vinyl ether	11	U	60	11
95-49-8	2-Chlorotoluene	1.1	U	6.0	1.1
591-78-6	2-Hexanone	4.9	U	24	4.9
108-86-1	Bromobenzene	1.4	U	6.0	1.4
74-97-5	Bromochloromethane	0.71	U	6.0	0.71
106-43-4	4-Chlorotoluene	1.0	U	6.0	1.0
99-87-6	4-Isopropyltoluene	3.5	U	6.0	3.5
67-64-1	Acetone	39		30	25
71-43-2	Benzene	0.83	U	6.0	0.83
75-25-2	Bromoform	2.9	U	6.0	2.9
74-83-9	Bromomethane	1.2	U	6.0	1.2
75-15-0	Carbon disulfide	1.4	U	6.0	1.4
56-23-5	Carbon tetrachloride	3.9	U	6.0	3.9
108-90-7	Chlorobenzene	1.1	U	6.0	1.1
75-00-3	Chloroethane	1.5	U	6.0	1.5
67-66-3	Chloroform	0.94	U	6.0	0.94

FORM I
GC/MS VOA ORGANICS ANALYSIS DATA SHEET

Lab Name: Eurofins TestAmerica, Canton Job No.: 240-123986-1

SDG No.:

Client Sample ID: E-SB-1793-12-14 Lab Sample ID: 240-123986-5

Matrix: Solid Lab File ID: UX88065.D

Analysis Method: 8260B Date Collected: 12/16/2019 10:30

Sample wt/vol: 5.07(g) Date Analyzed: 12/28/2019 10:08

Soil Aliquot Vol: Dilution Factor: 1

Soil Extract Vol.: GC Column: DB-624 ID: 0.18(mm)

% Moisture: 17.2 Level: (low/med) Low

Analysis Batch No.: 417546 Units: ug/Kg

CAS NO.	COMPOUND NAME	RESULT	Q	RL	MDL
74-87-3	Chloromethane	1.2	U	6.0	1.2
156-59-2	cis-1,2-Dichloroethene	0.78	U	6.0	0.78
10061-01-5	cis-1,3-Dichloropropene	1.7	U	6.0	1.7
87-68-3	Hexachlorobutadiene	4.5	U	6.0	4.5
74-95-3	Dibromomethane	0.80	U	6.0	0.80
75-27-4	Bromodichloromethane	0.81	U	6.0	0.81
75-71-8	Dichlorodifluoromethane	1.1	U	6.0	1.1
100-41-4	Ethylbenzene	1.2	U	6.0	1.2
106-93-4	1,2-Dibromoethane	0.92	U	6.0	0.92
108-20-3	Diisopropyl ether	0.90	U	12	0.90
91-20-3	Naphthalene	3.2	U	6.0	3.2
104-51-8	n-Butylbenzene	4.1	U	6.0	4.1
98-82-8	Isopropylbenzene	0.99	U	6.0	0.99
103-65-1	N-Propylbenzene	0.87	U	6.0	0.87
78-93-3	2-Butanone (MEK)	4.2	U	24	4.2
108-10-1	4-Methyl-2-pentanone (MIBK)	4.4	U	24	4.4
135-98-8	sec-Butylbenzene	1.0	U	6.0	1.0
1634-04-4	Methyl tert-butyl ether	0.98	U	6.0	0.98
994-05-8	Tert-amyl methyl ether	2.7	U	6.0	2.7
75-09-2	Methylene Chloride	14	U	30	14
100-42-5	Styrene	1.4	U	6.0	1.4
637-92-3	Ethyl tert-butyl ether	2.7	U	6.0	2.7
98-06-6	tert-Butylbenzene	1.1	U	6.0	1.1
127-18-4	Tetrachloroethene	0.87	U	6.0	0.87
108-88-3	Toluene	0.92	U	6.0	0.92
156-60-5	trans-1,2-Dichloroethene	0.55	U	6.0	0.55
10061-02-6	trans-1,3-Dichloropropene	1.2	U	6.0	1.2
79-01-6	Trichloroethene	0.75	U	6.0	0.75
75-69-4	Trichlorofluoromethane	1.3	U	6.0	1.3
108-05-4	Vinyl acetate	2.5	U	12	2.5
75-01-4	Vinyl chloride	1.0	U	6.0	1.0
75-65-0	tert-Butyl alcohol	20	U	240	20
1330-20-7	Xylenes, Total	1.9	U	12	1.9
124-48-1	Chlorodibromomethane	3.3	U	6.0	3.3

FORM I
GC/MS VOA ORGANICS ANALYSIS DATA SHEET

Lab Name: Eurofins TestAmerica, Canton Job No.: 240-123986-1

SDG No.:

Client Sample ID: E-SB-1793-12-14 Lab Sample ID: 240-123986-5

Matrix: Solid Lab File ID: UX88065.D

Analysis Method: 8260B Date Collected: 12/16/2019 10:30

Sample wt/vol: 5.07(g) Date Analyzed: 12/28/2019 10:08

Soil Aliquot Vol: Dilution Factor: 1

Soil Extract Vol.: GC Column: DB-624 ID: 0.18(mm)

% Moisture: 17.2 Level: (low/med) Low

Analysis Batch No.: 417546 Units: ug/Kg

CAS NO.	SURROGATE	%REC	Q	LIMITS
17060-07-0	1,2-Dichloroethane-d4 (Surr)	84		59-120
460-00-4	4-Bromofluorobenzene (Surr)	85		51-127
2037-26-5	Toluene-d8 (Surr)	93		64-124
1868-53-7	Dibromofluoromethane (Surr)	77		56-122

Eurofins TestAmerica, Canton
Target Compound Quantitation Report

Data File: \\chromna\Canton\ChromData\A3UX8\20191228-94619.b\UX88065.D
Lims ID: 240-123986-B-5-A
Client ID: E-SB-1793-12-14
Sample Type: Client
Inject. Date: 28-Dec-2019 10:08:30 ALS Bottle#: 11 Worklist Smp#: 13
Purge Vol: 5.000 mL Dil. Factor: 1.0000
Sample Info: 240-0094619-013
Operator ID: 402279 Instrument ID: A3UX8

Method: \\chromna\Canton\ChromData\A3UX8\20191228-94619.b\8260_8.m
Limit Group: MSV 8260B ICAL
Last Update: 30-Dec-2019 06:52:47 Calib Date: 04-Nov-2019 05:00:30
Integrator: RTE ID Type: Deconvolution ID
Quant Method: Internal Standard Quant By: Initial Calibration
Last ICal File: \\chromna\Canton\ChromData\A3UX8\20191104-92755.b\UX87328.D

Column 1 : DB-624 (0.18 mm) Det: MS SCAN
Process Host: CTX0320

First Level Reviewer: latat Date: 29-Dec-2019 01:52:05

Compound	Sig	RT (min.)	Exp RT (min.)	Dlt RT (min.)	Q	Response	OnCol Amt ug/l	Flags
* 1 Fluorobenzene	96	5.088	5.077	0.011	100	614790	50.0	
* 2 Chlorobenzene-d5	117	7.597	7.597	0.000	98	367657	50.0	
* 3 1,4-Dichlorobenzene-d4	152	9.786	9.786	0.000	99	138942	50.0	
$ 4 Dibromofluoromethane (Surr	113	4.556	4.556	0.000	93	114342	38.7	
$ 5 1,2-Dichloroethane-d4 (Sur	65	4.816	4.817	-0.001	91	127563	42.0	
$ 6 Toluene-d8 (Surr)	98	6.342	6.343	-0.001	94	516314	46.6	
$ 7 4-Bromofluorobenzene (Surr	95	8.673	8.674	-0.001	88	149547	42.5	
9 Dichlorodifluoromethane	85		1.551				ND	
10 Chloromethane	50		1.728				ND	
11 Vinyl chloride	62		1.835				ND	
13 Bromomethane	94		2.142				ND	
14 Chloroethane	64		2.225				ND	
16 Trichlorofluoromethane	101		2.450				ND	
19 1,1-Dichloroethene	96		2.876				ND	
20 1,1,2-Trichloro-1,2,2-trif	151		2.888				ND	
21 Acetone	43	2.911	2.912	-0.001	98	27296	33.0	
24 Carbon disulfide	76	3.053	3.054	-0.001	98	4773	0.4850	
28 Methylene Chloride	84		3.243				ND	
29 2-Methyl-2-propanol	59		3.338				ND	
31 trans-1,2-Dichloroethene	96		3.456				ND	
32 Methyl tert-butyl ether	73		3.468				ND	
34 1,1-Dichloroethane	63		3.775				ND	
35 Vinyl acetate	43		3.799				ND	
36 Isopropyl ether	87		3.822				ND	
38 Tert-butyl ethyl ether	59		4.094				ND	
39 cis-1,2-Dichloroethene	96		4.201				ND	
40 2-Butanone (MEK)	43	4.212	4.213	-0.001	95	5756	1.20	
41 2,2-Dichloropropane	77		4.213				ND	
45 Chlorobromomethane	128		4.391				ND	
47 Chloroform	83		4.438				ND	
48 1,1,1-Trichloroethane	97		4.592				ND	
50 1,1-Dichloropropene	75		4.722				ND	

Compound	Sig	RT (min.)	Exp RT (min.)	Dlt RT (min.)	Q	Response	OnCol Amt ug/l	Flags
51 Carbon tetrachloride	117		4.734				ND	
53 1,2-Dichloroethane	62		4.876				ND	
54 Benzene	78		4.876				ND	
55 Tert-amyl methyl ether	73		4.946				ND	
58 Trichloroethene	130		5.373				ND	
61 1,2-Dichloropropane	63		5.538				ND	
63 Dibromomethane	93		5.633				ND	
65 Dichlorobromomethane	83		5.751				ND	
67 2-Chloroethyl vinyl ether	63		5.976				ND	
68 cis-1,3-Dichloropropene	75		6.106				ND	
69 4-Methyl-2-pentanone (MIBK	43		6.225				ND	
70 Toluene	91	6.402	6.402	0.000	95	3649	0.2762	
71 trans-1,3-Dichloropropene	75		6.556				ND	
75 Tetrachloroethene	164		6.876				ND	
74 1,3-Dichloropropane	76		6.876				ND	
76 2-Hexanone	43		6.923				ND	
78 Chlorodibromomethane	129		7.077				ND	
80 Ethylene Dibromide	107		7.183				ND	
82 Chlorobenzene	112		7.621				ND	
83 1,1,1,2-Tetrachloroethane	131		7.692				ND	
84 Ethylbenzene	106		7.716				ND	
85 m-Xylene & p-Xylene	106		7.822				ND	
86 o-Xylene	106		8.189				ND	
87 Styrene	104		8.189				ND	
88 Bromoform	173		8.366				ND	
89 Isopropylbenzene	105		8.532				ND	
92 1,1,2,2-Tetrachloroethane	83		8.781				ND	
93 Bromobenzene	156		8.828				ND	
94 1,2,3-Trichloropropane	110		8.840				ND	
96 N-Propylbenzene	120		8.911				ND	
97 2-Chlorotoluene	126		9.005				ND	
99 4-Chlorotoluene	126		9.100				ND	
100 tert-Butylbenzene	119		9.396				ND	
102 1,2,4-Trimethylbenzene	105		9.443				ND	
103 sec-Butylbenzene	105		9.609				ND	
104 1,3-Dichlorobenzene	146		9.727				ND	
105 4-Isopropyltoluene	119		9.751				ND	
106 1,4-Dichlorobenzene	146		9.810				ND	
107 1,2,3-Trimethylbenzene	105		9.856				ND	
109 n-Butylbenzene	91		10.153				ND	
110 1,2-Dichlorobenzene	146		10.177				ND	
111 1,2-Dibromo-3-Chloropropan	157		10.934				ND	
113 1,2,4-Trichlorobenzene	180		11.762				ND	
114 Hexachlorobutadiene	225		11.940				ND	
115 Naphthalene	128	12.010	12.011	-0.001	1	1844	0.3453	
116 1,2,3-Trichlorobenzene	180		12.259				ND	
S 128 Xylenes, Total	106		16.530				ND	

Reagents:

vm40ml_vials_00014	Amount Added:	0.00	Units:	Run Reagent
VMUX8SS_00032	Amount Added:	1.15	Units: uL	Run Reagent
vmDist_H2o_00161	Amount Added:	0.00	Units:	Run Reagent
VM568718_00017	Amount Added:	1.00	Units: uL	Run Reagent

Report Date: 30-Dec-2019 06:53:41 Chrom Revision: 2.3 15-Dec-2019 06:20:02

Eurofins TestAmerica, Canton

Data File: \\chromna\Canton\ChromData\A3UX8\20191228-94619.b\UX88065.D

Injection Date:	28-Dec-2019 10:08:30	Instrument ID:	A3UX8	Operator ID:	402279
Lims ID:	240-123986-B-5-A	Lab Sample ID:	240-123986-5	Worklist Smp#:	13
Client ID:	E-SB-1793-12-14				
Purge Vol:	5.000 mL	Dil. Factor:	1.0000	ALS Bottle#:	11
Method:	8260_8	Limit Group:	MSV 8260B ICAL		

Column: DB-624 (0.18 mm)

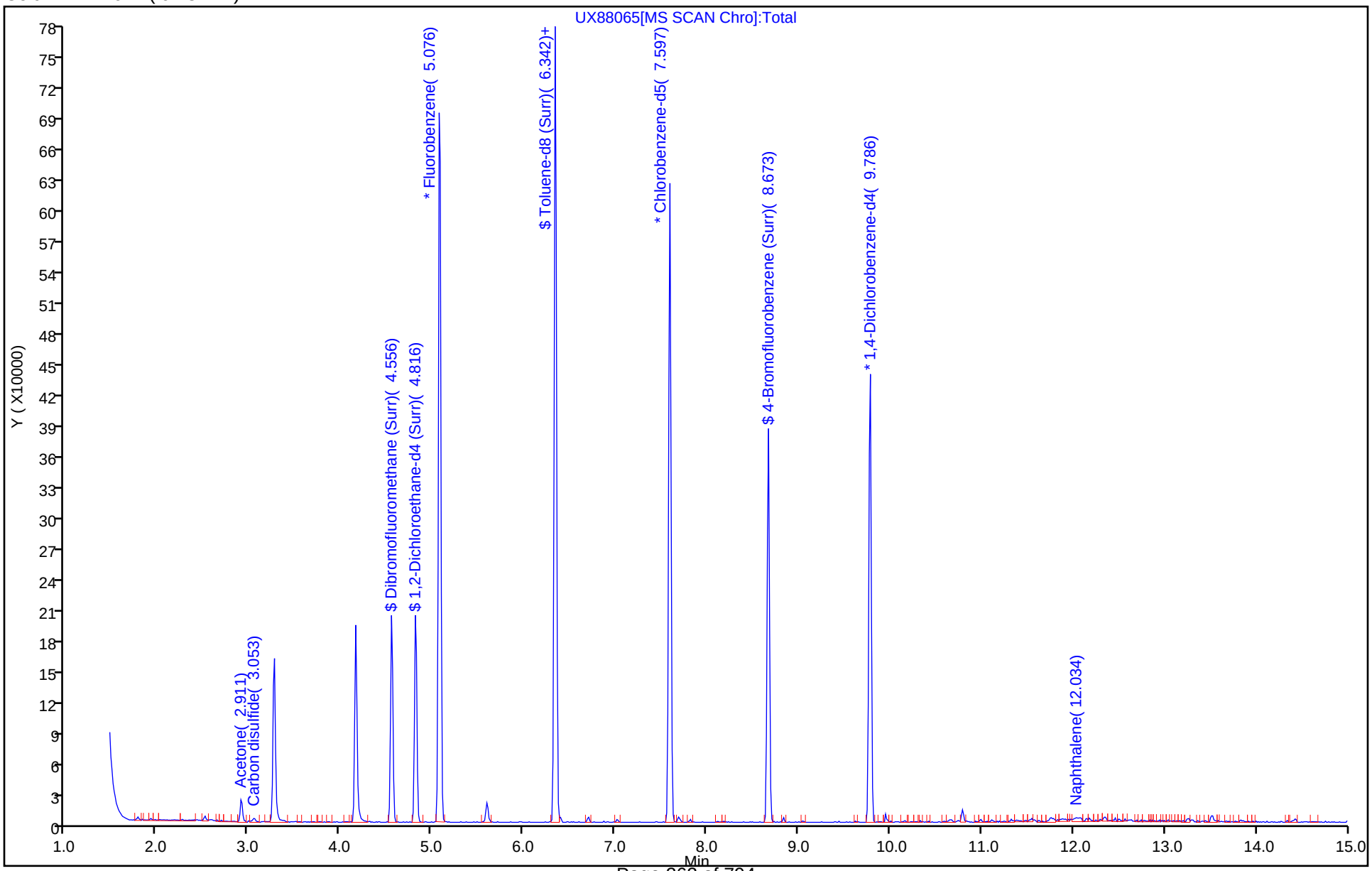

Eurofins TestAmerica, Canton
Recovery Report

Data File: \\chromna\Canton\ChromData\A3UX8\20191228-94619.b\UX88065.D
Lims ID: 240-123986-B-5-A
Client ID: E-SB-1793-12-14
Sample Type: Client
Inject. Date: 28-Dec-2019 10:08:30 ALS Bottle#: 11 Worklist Smp#: 13
Purge Vol: 5.000 mL Dil. Factor: 1.0000
Sample Info: 240-0094619-013
Operator ID: 402279 Instrument ID: A3UX8

Method: \\chromna\Canton\ChromData\A3UX8\20191228-94619.b\8260_8.m
Limit Group: MSV 8260B ICAL
Last Update: 30-Dec-2019 06:52:47 Calib Date: 04-Nov-2019 05:00:30
Integrator: RTE ID Type: Deconvolution ID
Quant Method: Internal Standard Quant By: Initial Calibration
Last ICal File: \\chromna\Canton\ChromData\A3UX8\20191104-92755.b\UX87328.D

Column 1 : DB-624 (0.18 mm) Det: MS SCAN
Process Host: CTX0320

First Level Reviewer: latat Date: 29-Dec-2019 01:52:05

Compound	Amount Added	Amount Recovered	% Rec.
$ 4 Dibromofluoromethane (Surr)	50.0	38.7	77.47
$ 5 1,2-Dichloroethane-d4 (Surr)	50.0	42.0	83.95
$ 6 Toluene-d8 (Surr)	50.0	46.6	93.20
$ 7 4-Bromofluorobenzene (Surr)	50.0	42.5	85.04

Report Date: 30-Dec-2019 06:53:41 Chrom Revision: 2.3 15-Dec-2019 06:20:02

Eurofins TestAmerica, Canton

Data File: \\chromna\Canton\ChromData\A3UX8\20191228-94619.b\UX88065.D

Injection Date:	28-Dec-2019 10:08:30	Instrument ID:	A3UX8		
Lims ID:	240-123986-B-5-A	Lab Sample ID:	240-123986-5		
Client ID:	E-SB-1793-12-14				
Operator ID:	402279	ALS Bottle#:	11	Worklist Smp#:	13
Purge Vol:	5.000 mL	Dil. Factor:	1.0000		
Method:	8260_8	Limit Group:	MSV 8260B ICAL		
Column:	DB-624 (0.18 mm)	Detector	MS SCAN		

21 Acetone, CAS: 67-64-1

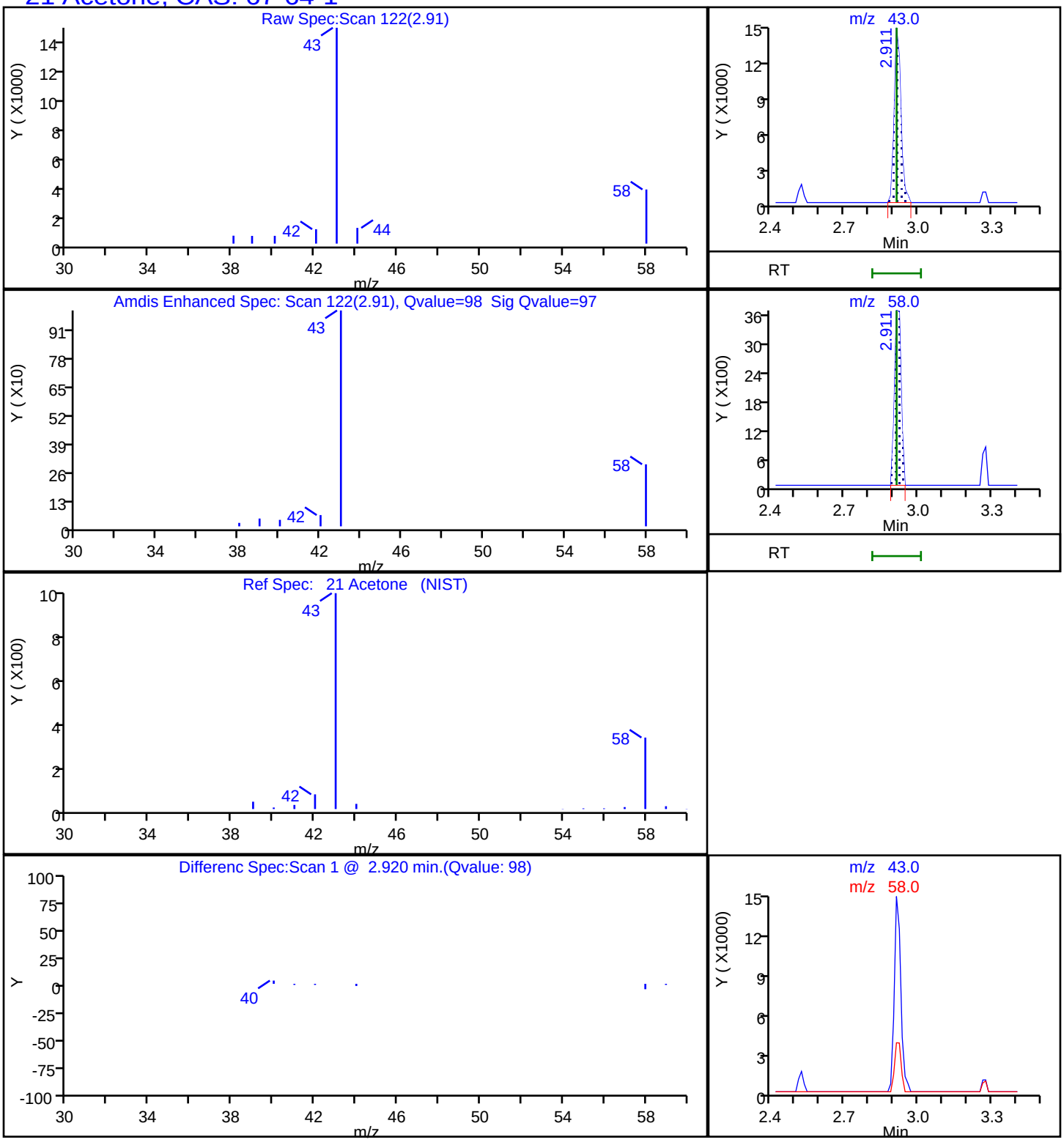

FORM I
GC/MS VOA ORGANICS ANALYSIS DATA SHEET

Lab Name: Eurofins TestAmerica, Canton Job No.: 240-123986-1

SDG No.:

Client Sample ID: E-SB-1794-12-14 Lab Sample ID: 240-123986-6

Matrix: Solid Lab File ID: UX88066.D

Analysis Method: 8260B Date Collected: 12/16/2019 11:20

Sample wt/vol: 5.08(g) Date Analyzed: 12/28/2019 10:30

Soil Aliquot Vol: Dilution Factor: 1

Soil Extract Vol.: GC Column: DB-624 ID: 0.18(mm)

% Moisture: 13.2 Level: (low/med) Low

Analysis Batch No.: 417546 Units: ug/Kg

CAS NO.	COMPOUND NAME	RESULT	Q	RL	MDL
630-20-6	1,1,1,2-Tetrachloroethane	3.4	U	5.7	3.4
71-55-6	1,1,1-Trichloroethane	0.93	U	5.7	0.93
79-34-5	1,1,2,2-Tetrachloroethane	1.6	U	5.7	1.6
76-13-1	1,1,2-Trichlorotrifluoroethane	1.5	U	5.7	1.5
75-34-3	1,1-Dichloroethane	0.79	U	5.7	0.79
75-35-4	1,1-Dichloroethene	1.0	U	5.7	1.0
563-58-6	1,1-Dichloropropene	1.1	U	5.7	1.1
87-61-6	1,2,3-Trichlorobenzene	0.65	U	5.7	0.65
96-18-4	1,2,3-Trichloropropane	1.8	U	5.7	1.8
526-73-8	1,2,3-Trimethylbenzene	2.1	U	5.7	2.1
120-82-1	1,2,4-Trichlorobenzene	0.65	U	5.7	0.65
95-63-6	1,2,4-Trimethylbenzene	1.1	U	5.7	1.1
96-12-8	1,2-Dibromo-3-Chloropropane	4.1	U	11	4.1
95-50-1	1,2-Dichlorobenzene	1.3	U	5.7	1.3
107-06-2	1,2-Dichloroethane	0.88	U	5.7	0.88
78-87-5	1,2-Dichloropropane	0.97	U	5.7	0.97
541-73-1	1,3-Dichlorobenzene	0.93	U	5.7	0.93
142-28-9	1,3-Dichloropropane	1.1	U	5.7	1.1
106-46-7	1,4-Dichlorobenzene	1.0	U	5.7	1.0
594-20-7	2,2-Dichloropropane	1.4	U	5.7	1.4
110-75-8	2-Chloroethyl vinyl ether	10	U	57	10
95-49-8	2-Chlorotoluene	1.1	U	5.7	1.1
591-78-6	2-Hexanone	4.6	U	23	4.6
108-86-1	Bromobenzene	1.3	U	5.7	1.3
74-97-5	Bromochloromethane	0.67	U	5.7	0.67
106-43-4	4-Chlorotoluene	0.98	U	5.7	0.98
99-87-6	4-Isopropyltoluene	3.3	U	5.7	3.3
67-64-1	Acetone	30		28	24
71-43-2	Benzene	0.79	U	5.7	0.79
75-25-2	Bromoform	2.7	U	5.7	2.7
74-83-9	Bromomethane	1.1	U	5.7	1.1
75-15-0	Carbon disulfide	1.3	U	5.7	1.3
56-23-5	Carbon tetrachloride	3.7	U	5.7	3.7
108-90-7	Chlorobenzene	1.0	U	5.7	1.0
75-00-3	Chloroethane	1.4	U	5.7	1.4
67-66-3	Chloroform	0.89	U	5.7	0.89

FORM I
GC/MS VOA ORGANICS ANALYSIS DATA SHEET

Lab Name: Eurofins TestAmerica, Canton Job No.: 240-123986-1

SDG No.:

Client Sample ID: E-SB-1794-12-14 Lab Sample ID: 240-123986-6

Matrix: Solid Lab File ID: UX88066.D

Analysis Method: 8260B Date Collected: 12/16/2019 11:20

Sample wt/vol: 5.08(g) Date Analyzed: 12/28/2019 10:30

Soil Aliquot Vol: Dilution Factor: 1

Soil Extract Vol.: GC Column: DB-624 ID: 0.18(mm)

% Moisture: 13.2 Level: (low/med) Low

Analysis Batch No.: 417546 Units: ug/Kg

CAS NO.	COMPOUND NAME	RESULT	Q	RL	MDL
74-87-3	Chloromethane	1.2	U	5.7	1.2
156-59-2	cis-1,2-Dichloroethene	0.74	U	5.7	0.74
10061-01-5	cis-1,3-Dichloropropene	1.6	U	5.7	1.6
87-68-3	Hexachlorobutadiene	4.2	U	5.7	4.2
74-95-3	Dibromomethane	0.76	U	5.7	0.76
75-27-4	Bromodichloromethane	0.77	U	5.7	0.77
75-71-8	Dichlorodifluoromethane	1.1	U	5.7	1.1
100-41-4	Ethylbenzene	1.2	U	5.7	1.2
106-93-4	1,2-Dibromoethane	0.87	U	5.7	0.87
108-20-3	Diisopropyl ether	0.86	U	11	0.86
91-20-3	Naphthalene	3.1	U	5.7	3.1
104-51-8	n-Butylbenzene	3.9	U	5.7	3.9
98-82-8	Isopropylbenzene	0.94	U	5.7	0.94
103-65-1	N-Propylbenzene	0.83	U	5.7	0.83
78-93-3	2-Butanone (MEK)	4.0	U	23	4.0
108-10-1	4-Methyl-2-pentanone (MIBK)	4.2	U	23	4.2
135-98-8	sec-Butylbenzene	0.98	U	5.7	0.98
1634-04-4	Methyl tert-butyl ether	0.93	U	5.7	0.93
994-05-8	Tert-amyl methyl ether	2.6	U	5.7	2.6
75-09-2	Methylene Chloride	14	U	28	14
100-42-5	Styrene	1.3	U	5.7	1.3
637-92-3	Ethyl tert-butyl ether	2.6	U	5.7	2.6
98-06-6	tert-Butylbenzene	1.0	U	5.7	1.0
127-18-4	Tetrachloroethene	0.83	U	5.7	0.83
108-88-3	Toluene	0.88	U	5.7	0.88
156-60-5	trans-1,2-Dichloroethene	0.53	U	5.7	0.53
10061-02-6	trans-1,3-Dichloropropene	1.2	U	5.7	1.2
79-01-6	Trichloroethene	0.72	U	5.7	0.72
75-69-4	Trichlorofluoromethane	1.2	U	5.7	1.2
108-05-4	Vinyl acetate	2.4	U	11	2.4
75-01-4	Vinyl chloride	0.95	U	5.7	0.95
75-65-0	tert-Butyl alcohol	19	U	230	19
1330-20-7	Xylenes, Total	1.8	U	11	1.8
124-48-1	Chlorodibromomethane	3.2	U	5.7	3.2

FORM I
GC/MS VOA ORGANICS ANALYSIS DATA SHEET

Lab Name: Eurofins TestAmerica, Canton Job No.: 240-123986-1

SDG No.:

Client Sample ID: E-SB-1794-12-14 Lab Sample ID: 240-123986-6

Matrix: Solid Lab File ID: UX88066.D

Analysis Method: 8260B Date Collected: 12/16/2019 11:20

Sample wt/vol: 5.08(g) Date Analyzed: 12/28/2019 10:30

Soil Aliquot Vol: Dilution Factor: 1

Soil Extract Vol.: GC Column: DB-624 ID: 0.18(mm)

% Moisture: 13.2 Level: (low/med) Low

Analysis Batch No.: 417546 Units: ug/Kg

CAS NO.	SURROGATE	%REC	Q	LIMITS
17060-07-0	1,2-Dichloroethane-d4 (Surr)	84		59-120
460-00-4	4-Bromofluorobenzene (Surr)	98		51-127
2037-26-5	Toluene-d8 (Surr)	85		64-124
1868-53-7	Dibromofluoromethane (Surr)	74		56-122

Eurofins TestAmerica, Canton
Target Compound Quantitation Report

Data File: \\chromna\Canton\ChromData\A3UX8\20191228-94619.b\UX88066.D
Lims ID: 240-123986-B-6-A
Client ID: E-SB-1794-12-14
Sample Type: Client
Inject. Date: 28-Dec-2019 10:30:30 ALS Bottle#: 12 Worklist Smp#: 14
Purge Vol: 5.000 mL Dil. Factor: 1.0000
Sample Info: 240-0094619-014
Operator ID: 402279 Instrument ID: A3UX8

Method: \\chromna\Canton\ChromData\A3UX8\20191228-94619.b\8260_8.m
Limit Group: MSV 8260B ICAL
Last Update: 30-Dec-2019 06:52:47 Calib Date: 04-Nov-2019 05:00:30
Integrator: RTE ID Type: Deconvolution ID
Quant Method: Internal Standard Quant By: Initial Calibration
Last ICal File: \\chromna\Canton\ChromData\A3UX8\20191104-92755.b\UX87328.D

Column 1 : DB-624 (0.18 mm) Det: MS SCAN
Process Host: CTX0320

First Level Reviewer: latat Date: 29-Dec-2019 01:52:29

Compound	Sig	RT (min.)	Exp RT (min.)	Dlt RT (min.)	Q	Response	OnCol Amt ug/l	Flags
* 1 Fluorobenzene	96	5.087	5.077	0.010	100	614009	50.0	
* 2 Chlorobenzene-d5	117	7.595	7.597	-0.002	97	410408	50.0	
* 3 1,4-Dichlorobenzene-d4	152	9.784	9.786	-0.002	97	210612	50.0	
$ 4 Dibromofluoromethane (Surr	113	4.554	4.556	-0.002	94	108756	36.9	
$ 5 1,2-Dichloroethane-d4 (Sur	65	4.815	4.817	-0.002	92	126927	41.8	
$ 6 Toluene-d8 (Surr)	98	6.341	6.343	-0.002	94	522536	42.2	
$ 7 4-Bromofluorobenzene (Surr	95	8.672	8.674	-0.002	87	190790	48.8	
9 Dichlorodifluoromethane	85		1.551				ND	
10 Chloromethane	50		1.728				ND	
11 Vinyl chloride	62		1.835				ND	
13 Bromomethane	94		2.142				ND	
14 Chloroethane	64		2.225				ND	
16 Trichlorofluoromethane	101		2.450				ND	
19 1,1-Dichloroethene	96		2.876				ND	
20 1,1,2-Trichloro-1,2,2-trif	151		2.888				ND	
21 Acetone	43	2.910	2.912	-0.002	99	22523	26.5	
24 Carbon disulfide	76		3.054				ND	
28 Methylene Chloride	84		3.243				ND	
29 2-Methyl-2-propanol	59		3.338				ND	
31 trans-1,2-Dichloroethene	96		3.456				ND	
32 Methyl tert-butyl ether	73		3.468				ND	
34 1,1-Dichloroethane	63		3.775				ND	
35 Vinyl acetate	43		3.799				ND	
36 Isopropyl ether	87		3.822				ND	
38 Tert-butyl ethyl ether	59		4.094				ND	
39 cis-1,2-Dichloroethene	96		4.201				ND	
40 2-Butanone (MEK)	43		4.213				ND	U
41 2,2-Dichloropropane	77		4.213				ND	
45 Chlorobromomethane	128		4.391				ND	
47 Chloroform	83		4.438				ND	
48 1,1,1-Trichloroethane	97		4.592				ND	
50 1,1-Dichloropropene	75		4.722				ND	

Compound	Sig	RT (min.)	Exp RT (min.)	Dlt RT (min.)	Q	Response	OnCol Amt ug/l	Flags
51 Carbon tetrachloride	117		4.734				ND	
53 1,2-Dichloroethane	62		4.876				ND	
54 Benzene	78		4.876				ND	
55 Tert-amyl methyl ether	73		4.946				ND	
58 Trichloroethene	130		5.373				ND	
61 1,2-Dichloropropane	63		5.538				ND	
63 Dibromomethane	93		5.633				ND	
65 Dichlorobromomethane	83		5.751				ND	
67 2-Chloroethyl vinyl ether	63		5.976				ND	
68 cis-1,3-Dichloropropene	75		6.106				ND	
69 4-Methyl-2-pentanone (MIBK	43		6.225				ND	
70 Toluene	91		6.402				ND	
71 trans-1,3-Dichloropropene	75		6.556				ND	
75 Tetrachloroethene	164		6.876				ND	
74 1,3-Dichloropropane	76		6.876				ND	
76 2-Hexanone	43		6.923				ND	
78 Chlorodibromomethane	129		7.077				ND	
80 Ethylene Dibromide	107		7.183				ND	
82 Chlorobenzene	112		7.621				ND	
83 1,1,1,2-Tetrachloroethane	131		7.692				ND	
84 Ethylbenzene	106		7.716				ND	
85 m-Xylene & p-Xylene	106		7.822				ND	
86 o-Xylene	106		8.189				ND	
87 Styrene	104		8.189				ND	
88 Bromoform	173		8.366				ND	
89 Isopropylbenzene	105		8.532				ND	
92 1,1,2,2-Tetrachloroethane	83		8.781				ND	
93 Bromobenzene	156		8.828				ND	
94 1,2,3-Trichloropropane	110		8.840				ND	
96 N-Propylbenzene	120		8.911				ND	
97 2-Chlorotoluene	126		9.005				ND	
99 4-Chlorotoluene	126		9.100				ND	
100 tert-Butylbenzene	119		9.396				ND	
102 1,2,4-Trimethylbenzene	105		9.443				ND	
103 sec-Butylbenzene	105		9.609				ND	
104 1,3-Dichlorobenzene	146		9.727				ND	
105 4-Isopropyltoluene	119		9.751				ND	
106 1,4-Dichlorobenzene	146		9.810				ND	
107 1,2,3-Trimethylbenzene	105		9.856				ND	
109 n-Butylbenzene	91		10.153				ND	
110 1,2-Dichlorobenzene	146		10.177				ND	
111 1,2-Dibromo-3-Chloropropan	157		10.934				ND	
113 1,2,4-Trichlorobenzene	180		11.762				ND	
114 Hexachlorobutadiene	225		11.940				ND	
115 Naphthalene	128		12.011				ND	
116 1,2,3-Trichlorobenzene	180		12.259				ND	
S 128 Xylenes, Total	106		16.530				ND	

QC Flag Legend

Review Flags

U - Marked Undetected

Reagents:

vm40ml_vials_00014	Amount Added:	0.00	Units:	Run Reagent
VMUX8SS_00032	Amount Added:	1.15	Units: uL	Run Reagent
vmDist_H2o_00161	Amount Added:	0.00	Units:	Run Reagent
VM568718_00017	Amount Added:	1.00	Units: uL	Run Reagent

Report Date: 30-Dec-2019 06:53:46 Chrom Revision: 2.3 15-Dec-2019 06:20:02

Eurofins TestAmerica, Canton

Data File: \\chromna\Canton\ChromData\A3UX8\20191228-94619.b\UX88066.D

Injection Date:	28-Dec-2019 10:30:30	Instrument ID:	A3UX8	Operator ID:	402279
Lims ID:	240-123986-B-6-A	Lab Sample ID:	240-123986-6	Worklist Smp#:	14
Client ID:	E-SB-1794-12-14				
Purge Vol:	5.000 mL	Dil. Factor:	1.0000	ALS Bottle#:	12
Method:	8260_8	Limit Group:	MSV 8260B ICAL		

Column: DB-624 (0.18 mm)

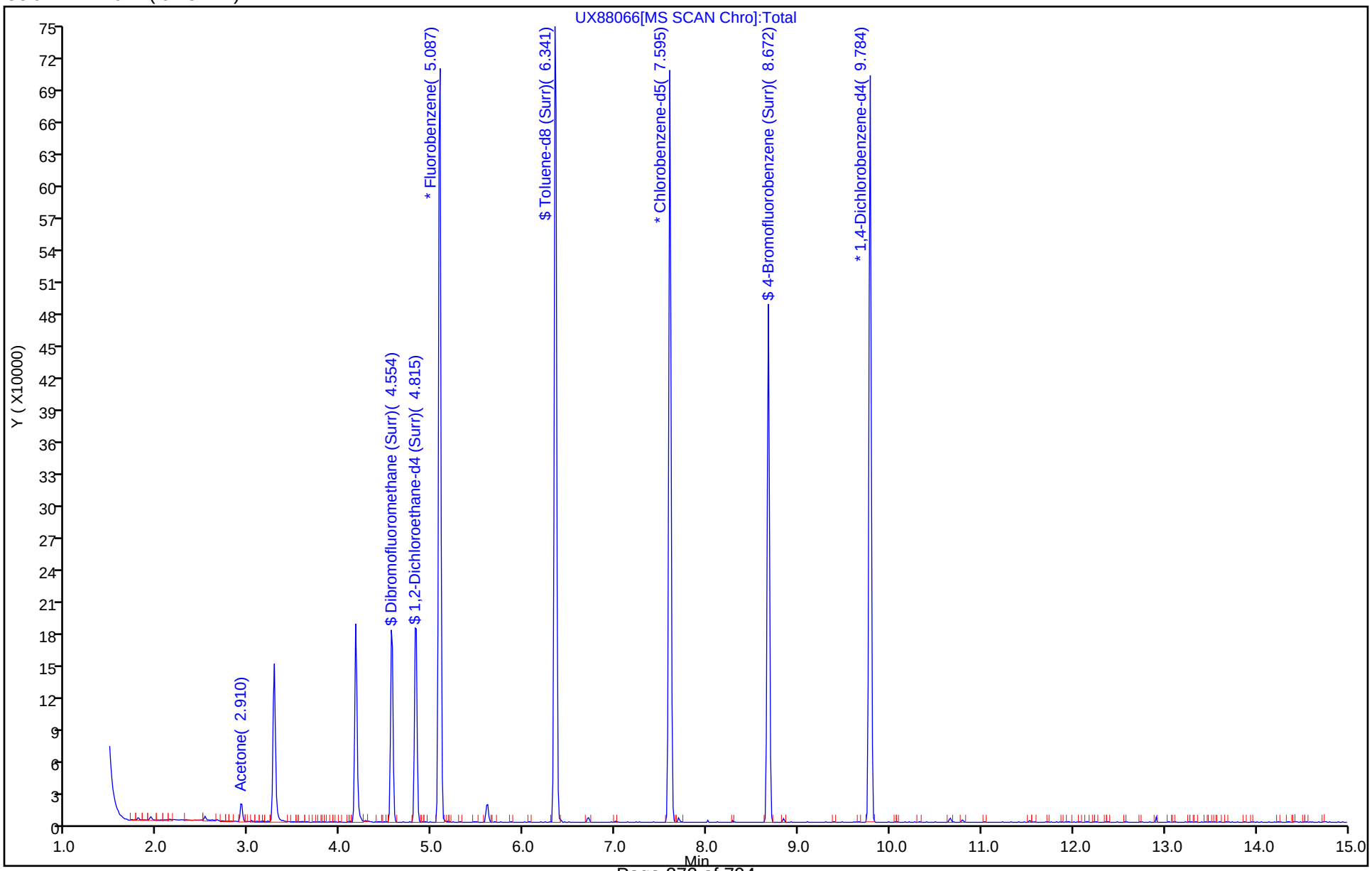

Eurofins TestAmerica, Canton
Recovery Report

Data File: \\chromna\Canton\ChromData\A3UX8\20191228-94619.b\UX88066.D
Lims ID: 240-123986-B-6-A
Client ID: E-SB-1794-12-14
Sample Type: Client
Inject. Date: 28-Dec-2019 10:30:30 ALS Bottle#: 12 Worklist Smp#: 14
Purge Vol: 5.000 mL Dil. Factor: 1.0000
Sample Info: 240-0094619-014
Operator ID: 402279 Instrument ID: A3UX8

Method: \\chromna\Canton\ChromData\A3UX8\20191228-94619.b\8260_8.m
Limit Group: MSV 8260B ICAL
Last Update: 30-Dec-2019 06:52:47 Calib Date: 04-Nov-2019 05:00:30
Integrator: RTE ID Type: Deconvolution ID
Quant Method: Internal Standard Quant By: Initial Calibration
Last ICal File: \\chromna\Canton\ChromData\A3UX8\20191104-92755.b\UX87328.D

Column 1 : DB-624 (0.18 mm) Det: MS SCAN
Process Host: CTX0320

First Level Reviewer: latat Date: 29-Dec-2019 01:52:29

Compound	Amount Added	Amount Recovered	% Rec.
$ 4 Dibromofluoromethane (Surr)	50.0	36.9	73.78
$ 5 1,2-Dichloroethane-d4 (Surr)	50.0	41.8	83.63
$ 6 Toluene-d8 (Surr)	50.0	42.2	84.50
$ 7 4-Bromofluorobenzene (Surr)	50.0	48.8	97.62

Report Date: 30-Dec-2019 06:53:46 Chrom Revision: 2.3 15-Dec-2019 06:20:02

Eurofins TestAmerica, Canton

Data File: \\chromna\Canton\ChromData\A3UX8\20191228-94619.b\UX88066.D

Injection Date:	28-Dec-2019 10:30:30	Instrument ID:	A3UX8		
Lims ID:	240-123986-B-6-A	Lab Sample ID:	240-123986-6		
Client ID:	E-SB-1794-12-14				
Operator ID:	402279	ALS Bottle#:	12	Worklist Smp#:	14
Purge Vol:	5.000 mL	Dil. Factor:	1.0000		
Method:	8260_8	Limit Group:	MSV 8260B ICAL		
Column:	DB-624 (0.18 mm)	Detector	MS SCAN		

21 Acetone, CAS: 67-64-1

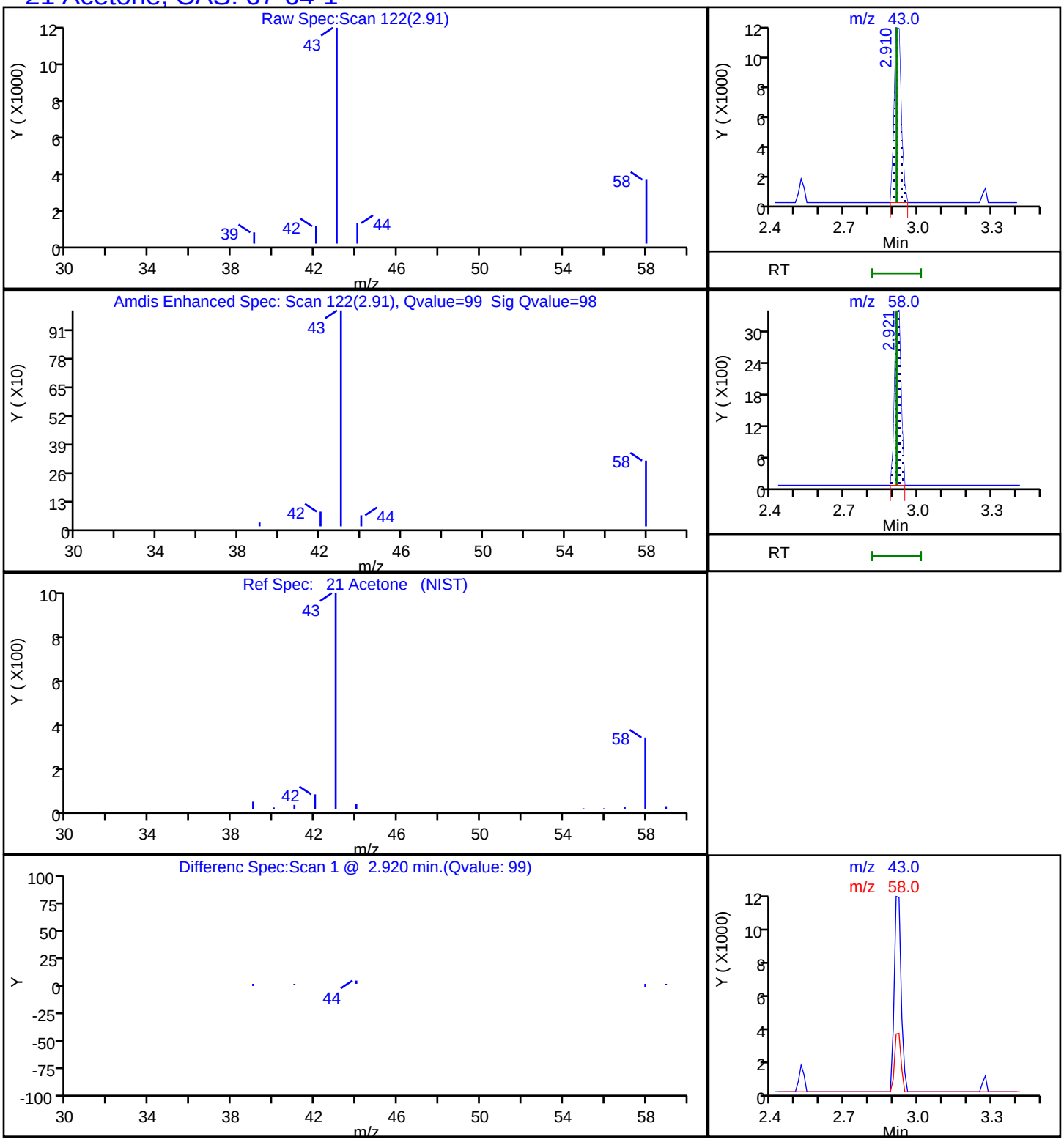

User Disabled Compound Report

Eurofins TestAmerica, Canton

Data File:	\\chromna\Canton\ChromData\A3UX8\20191228-94619.b\UX88066.D				
Injection Date:	28-Dec-2019 10:30:30	Instrument ID:	A3UX8		
Lims ID:	240-123986-B-6-A	Lab Sample ID:	240-123986-6		
Client ID:	E-SB-1794-12-14				
Operator ID:	402279	ALS Bottle#:	12	Worklist Smp#:	14
Purge Vol:	5.000 mL	Dil. Factor:	1.0000		
Method:	8260_8	Limit Group:	MSV 8260B ICAL		
Column:	DB-624 (0.18 mm)	Detector	MS SCAN		

40 2-Butanone (MEK), CAS: 78-93-3

Processing Results

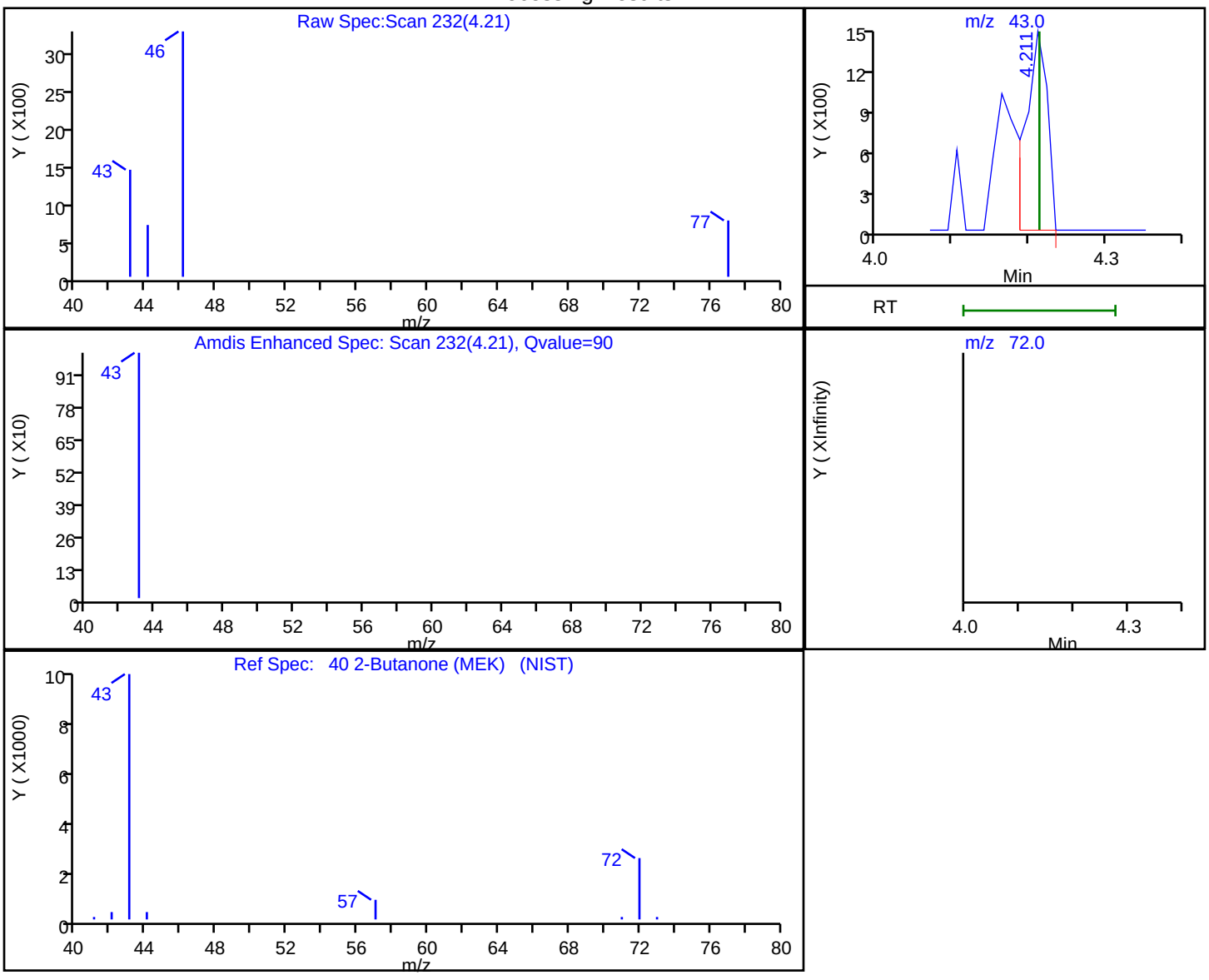

RT	Mass	Response	Amount
4.21	43.00	2802	-1.474658
4.21	72.00	0	

Reviewer: latat, 29-Dec-2019 01:52:17

Audit Action: Marked Compound Undetected Audit Reason: Invalid Compound ID

FORM I
GC/MS VOA ORGANICS ANALYSIS DATA SHEET

Lab Name: Eurofins TestAmerica, Canton Job No.: 240-123986-1

SDG No.:

Client Sample ID: E-SB-1797-8-10 Lab Sample ID: 240-123986-7

Matrix: Solid Lab File ID: UX88067.D

Analysis Method: 8260B Date Collected: 12/16/2019 12:05

Sample wt/vol: 5.04(g) Date Analyzed: 12/28/2019 10:52

Soil Aliquot Vol: Dilution Factor: 1

Soil Extract Vol.: GC Column: DB-624 ID: 0.18(mm)

% Moisture: 20.5 Level: (low/med) Low

Analysis Batch No.: 417546 Units: ug/Kg

CAS NO.	COMPOUND NAME	RESULT	Q	RL	MDL
630-20-6	1,1,1,2-Tetrachloroethane	3.7	U	6.2	3.7
71-55-6	1,1,1-Trichloroethane	1.0	U	6.2	1.0
79-34-5	1,1,2,2-Tetrachloroethane	1.8	U	6.2	1.8
76-13-1	1,1,2-Trichlorotrifluoroethane	1.6	U	6.2	1.6
75-34-3	1,1-Dichloroethane	0.87	U	6.2	0.87
75-35-4	1,1-Dichloroethene	1.1	U	6.2	1.1
563-58-6	1,1-Dichloropropene	1.2	U	6.2	1.2
87-61-6	1,2,3-Trichlorobenzene	0.72	U	6.2	0.72
96-18-4	1,2,3-Trichloropropane	2.0	U	6.2	2.0
526-73-8	1,2,3-Trimethylbenzene	2.3	U	6.2	2.3
120-82-1	1,2,4-Trichlorobenzene	0.71	U	6.2	0.71
95-63-6	1,2,4-Trimethylbenzene	1.3	U	6.2	1.3
96-12-8	1,2-Dibromo-3-Chloropropane	4.5	U	12	4.5
95-50-1	1,2-Dichlorobenzene	1.4	U	6.2	1.4
107-06-2	1,2-Dichloroethane	0.96	U	6.2	0.96
78-87-5	1,2-Dichloropropane	1.1	U	6.2	1.1
541-73-1	1,3-Dichlorobenzene	1.0	U	6.2	1.0
142-28-9	1,3-Dichloropropane	1.2	U	6.2	1.2
106-46-7	1,4-Dichlorobenzene	1.1	U	6.2	1.1
594-20-7	2,2-Dichloropropane	1.5	U	6.2	1.5
110-75-8	2-Chloroethyl vinyl ether	11	U	62	11
95-49-8	2-Chlorotoluene	1.2	U	6.2	1.2
591-78-6	2-Hexanone	5.1	U	25	5.1
108-86-1	Bromobenzene	1.5	U	6.2	1.5
74-97-5	Bromochloromethane	0.74	U	6.2	0.74
106-43-4	4-Chlorotoluene	1.1	U	6.2	1.1
99-87-6	4-Isopropyltoluene	3.7	U	6.2	3.7
67-64-1	Acetone	57		31	26
71-43-2	Benzene	0.87	U	6.2	0.87
75-25-2	Bromoform	3.0	U	6.2	3.0
74-83-9	Bromomethane	1.2	U	6.2	1.2
75-15-0	Carbon disulfide	1.5	U	6.2	1.5
56-23-5	Carbon tetrachloride	4.1	U	6.2	4.1
108-90-7	Chlorobenzene	1.1	U	6.2	1.1
75-00-3	Chloroethane	1.5	U	6.2	1.5
67-66-3	Chloroform	0.98	U	6.2	0.98

FORM I
GC/MS VOA ORGANICS ANALYSIS DATA SHEET

Lab Name: Eurofins TestAmerica, Canton Job No.: 240-123986-1

SDG No.:

Client Sample ID: E-SB-1797-8-10 Lab Sample ID: 240-123986-7

Matrix: Solid Lab File ID: UX88067.D

Analysis Method: 8260B Date Collected: 12/16/2019 12:05

Sample wt/vol: 5.04(g) Date Analyzed: 12/28/2019 10:52

Soil Aliquot Vol: Dilution Factor: 1

Soil Extract Vol.: GC Column: DB-624 ID: 0.18(mm)

% Moisture: 20.5 Level: (low/med) Low

Analysis Batch No.: 417546 Units: ug/Kg

CAS NO.	COMPOUND NAME	RESULT	Q	RL	MDL
74-87-3	Chloromethane	1.3	U	6.2	1.3
156-59-2	cis-1,2-Dichloroethene	0.81	U	6.2	0.81
10061-01-5	cis-1,3-Dichloropropene	1.8	U	6.2	1.8
87-68-3	Hexachlorobutadiene	4.7	U	6.2	4.7
74-95-3	Dibromomethane	0.84	U	6.2	0.84
75-27-4	Bromodichloromethane	0.85	U	6.2	0.85
75-71-8	Dichlorodifluoromethane	1.2	U	6.2	1.2
100-41-4	Ethylbenzene	1.3	U	6.2	1.3
106-93-4	1,2-Dibromoethane	0.96	U	6.2	0.96
108-20-3	Diisopropyl ether	0.94	U	12	0.94
91-20-3	Naphthalene	3.4	U	6.2	3.4
104-51-8	n-Butylbenzene	4.3	U	6.2	4.3
98-82-8	Isopropylbenzene	1.0	U	6.2	1.0
103-65-1	N-Propylbenzene	0.91	U	6.2	0.91
78-93-3	2-Butanone (MEK)	4.4	U	25	4.4
108-10-1	4-Methyl-2-pentanone (MIBK)	4.6	U	25	4.6
135-98-8	sec-Butylbenzene	1.1	U	6.2	1.1
1634-04-4	Methyl tert-butyl ether	1.0	U	6.2	1.0
994-05-8	Tert-amyl methyl ether	2.8	U	6.2	2.8
75-09-2	Methylene Chloride	15	U	31	15
100-42-5	Styrene	1.4	U	6.2	1.4
637-92-3	Ethyl tert-butyl ether	2.8	U	6.2	2.8
98-06-6	tert-Butylbenzene	1.1	U	6.2	1.1
127-18-4	Tetrachloroethene	0.91	U	6.2	0.91
108-88-3	Toluene	0.96	U	6.2	0.96
156-60-5	trans-1,2-Dichloroethene	0.58	U	6.2	0.58
10061-02-6	trans-1,3-Dichloropropene	1.3	U	6.2	1.3
79-01-6	Trichloroethene	0.79	U	6.2	0.79
75-69-4	Trichlorofluoromethane	1.3	U	6.2	1.3
108-05-4	Vinyl acetate	2.7	U	12	2.7
75-01-4	Vinyl chloride	1.0	U	6.2	1.0
75-65-0	tert-Butyl alcohol	21	U	250	21
1330-20-7	Xylenes, Total	2.0	U	12	2.0
124-48-1	Chlorodibromomethane	3.5	U	6.2	3.5

FORM I
GC/MS VOA ORGANICS ANALYSIS DATA SHEET

Lab Name: Eurofins TestAmerica, Canton Job No.: 240-123986-1

SDG No.:

Client Sample ID: E-SB-1797-8-10 Lab Sample ID: 240-123986-7

Matrix: Solid Lab File ID: UX88067.D

Analysis Method: 8260B Date Collected: 12/16/2019 12:05

Sample wt/vol: 5.04(g) Date Analyzed: 12/28/2019 10:52

Soil Aliquot Vol: Dilution Factor: 1

Soil Extract Vol.: GC Column: DB-624 ID: 0.18(mm)

% Moisture: 20.5 Level: (low/med) Low

Analysis Batch No.: 417546 Units: ug/Kg

CAS NO.	SURROGATE	%REC	Q	LIMITS
17060-07-0	1,2-Dichloroethane-d4 (Surr)	83		59-120
460-00-4	4-Bromofluorobenzene (Surr)	96		51-127
2037-26-5	Toluene-d8 (Surr)	85		64-124
1868-53-7	Dibromofluoromethane (Surr)	76		56-122

Eurofins TestAmerica, Canton
Target Compound Quantitation Report

Data File: \\chromna\Canton\ChromData\A3UX8\20191228-94619.b\UX88067.D
Lims ID: 240-123986-B-7-A
Client ID: E-SB-1797-8-10
Sample Type: Client
Inject. Date: 28-Dec-2019 10:52:30 ALS Bottle#: 13 Worklist Smp#: 15
Purge Vol: 5.000 mL Dil. Factor: 1.0000
Sample Info: 240-0094619-015
Operator ID: 402279 Instrument ID: A3UX8

Method: \\chromna\Canton\ChromData\A3UX8\20191228-94619.b\8260_8.m
Limit Group: MSV 8260B ICAL
Last Update: 30-Dec-2019 06:52:47 Calib Date: 04-Nov-2019 05:00:30
Integrator: RTE ID Type: Deconvolution ID
Quant Method: Internal Standard Quant By: Initial Calibration
Last ICal File: \\chromna\Canton\ChromData\A3UX8\20191104-92755.b\UX87328.D

Column 1 : DB-624 (0.18 mm) Det: MS SCAN
Process Host: CTX0320

First Level Reviewer: latat Date: 29-Dec-2019 01:53:35

Compound	Sig	RT (min.)	Exp RT (min.)	Dlt RT (min.)	Q	Response	OnCol Amt ug/l	Flags
* 1 Fluorobenzene	96	5.086	5.077	0.009	100	620115	50.0	
* 2 Chlorobenzene-d5	117	7.594	7.597	-0.003	97	406906	50.0	
* 3 1,4-Dichlorobenzene-d4	152	9.784	9.786	-0.002	98	207677	50.0	
$ 4 Dibromofluoromethane (Surr	113	4.553	4.556	-0.003	93	113307	38.1	
$ 5 1,2-Dichloroethane-d4 (Sur	65	4.826	4.817	0.009	91	127378	41.5	
$ 6 Toluene-d8 (Surr)	98	6.340	6.343	-0.003	94	518333	42.3	
$ 7 4-Bromofluorobenzene (Surr	95	8.671	8.674	-0.003	86	186442	48.1	
9 Dichlorodifluoromethane	85		1.551				ND	
10 Chloromethane	50		1.728				ND	
11 Vinyl chloride	62		1.835				ND	
13 Bromomethane	94		2.142				ND	
14 Chloroethane	64		2.225				ND	
16 Trichlorofluoromethane	101		2.450				ND	
19 1,1-Dichloroethene	96		2.876				ND	
20 1,1,2-Trichloro-1,2,2-trif	151		2.888				ND	
21 Acetone	43	2.909	2.912	-0.003	99	36904	45.7	
24 Carbon disulfide	76		3.054				ND	
28 Methylene Chloride	84		3.243				ND	
29 2-Methyl-2-propanol	59		3.338				ND	
31 trans-1,2-Dichloroethene	96		3.456				ND	
32 Methyl tert-butyl ether	73		3.468				ND	
34 1,1-Dichloroethane	63		3.775				ND	
35 Vinyl acetate	43		3.799				ND	
36 Isopropyl ether	87		3.822				ND	
38 Tert-butyl ethyl ether	59		4.094				ND	
39 cis-1,2-Dichloroethene	96		4.201				ND	
40 2-Butanone (MEK)	43		4.213				ND	U
41 2,2-Dichloropropane	77		4.213				ND	
45 Chlorobromomethane	128		4.391				ND	
47 Chloroform	83		4.438				ND	
48 1,1,1-Trichloroethane	97		4.592				ND	
50 1,1-Dichloropropene	75		4.722				ND	

Compound	Sig	RT (min.)	Exp RT (min.)	Dlt RT (min.)	Q	Response	OnCol Amt ug/l	Flags
51 Carbon tetrachloride	117		4.734				ND	
53 1,2-Dichloroethane	62		4.876				ND	
54 Benzene	78		4.876				ND	
55 Tert-amyl methyl ether	73		4.946				ND	
58 Trichloroethene	130		5.373				ND	
61 1,2-Dichloropropane	63		5.538				ND	
63 Dibromomethane	93		5.633				ND	
65 Dichlorobromomethane	83		5.751				ND	
67 2-Chloroethyl vinyl ether	63		5.976				ND	
68 cis-1,3-Dichloropropene	75		6.106				ND	
69 4-Methyl-2-pentanone (MIBK	43		6.225				ND	
70 Toluene	91		6.402				ND	
71 trans-1,3-Dichloropropene	75		6.556				ND	
75 Tetrachloroethene	164		6.876				ND	
74 1,3-Dichloropropane	76		6.876				ND	
76 2-Hexanone	43		6.923				ND	
78 Chlorodibromomethane	129		7.077				ND	
80 Ethylene Dibromide	107		7.183				ND	
82 Chlorobenzene	112		7.621				ND	
83 1,1,1,2-Tetrachloroethane	131		7.692				ND	
84 Ethylbenzene	106		7.716				ND	
85 m-Xylene & p-Xylene	106		7.822				ND	
86 o-Xylene	106		8.189				ND	
87 Styrene	104		8.189				ND	
88 Bromoform	173		8.366				ND	
89 Isopropylbenzene	105		8.532				ND	
92 1,1,2,2-Tetrachloroethane	83		8.781				ND	
93 Bromobenzene	156		8.828				ND	
94 1,2,3-Trichloropropane	110		8.840				ND	
96 N-Propylbenzene	120		8.911				ND	
97 2-Chlorotoluene	126		9.005				ND	
99 4-Chlorotoluene	126		9.100				ND	
100 tert-Butylbenzene	119		9.396				ND	
102 1,2,4-Trimethylbenzene	105		9.443				ND	
103 sec-Butylbenzene	105		9.609				ND	
104 1,3-Dichlorobenzene	146		9.727				ND	
105 4-Isopropyltoluene	119		9.751				ND	
106 1,4-Dichlorobenzene	146		9.810				ND	
107 1,2,3-Trimethylbenzene	105		9.856				ND	
109 n-Butylbenzene	91		10.153				ND	
110 1,2-Dichlorobenzene	146		10.177				ND	
111 1,2-Dibromo-3-Chloropropan	157		10.934				ND	
113 1,2,4-Trichlorobenzene	180		11.762				ND	
114 Hexachlorobutadiene	225		11.940				ND	
115 Naphthalene	128		12.011				ND	
116 1,2,3-Trichlorobenzene	180		12.259				ND	
S 128 Xylenes, Total	106		16.530				ND	

QC Flag Legend

Review Flags

U - Marked Undetected

Reagents:

vm40ml_vials_00014	Amount Added:	0.00	Units:	Run Reagent
VMUX8SS_00032	Amount Added:	1.15	Units: uL	Run Reagent
vmDist_H2o_00161	Amount Added:	0.00	Units:	Run Reagent
VM568718_00017	Amount Added:	1.00	Units: uL	Run Reagent

Report Date: 30-Dec-2019 06:53:51 Chrom Revision: 2.3 15-Dec-2019 06:20:02

Eurofins TestAmerica, Canton

Data File: \\chromna\Canton\ChromData\A3UX8\20191228-94619.b\UX88067.D

Injection Date:	28-Dec-2019 10:52:30	Instrument ID:	A3UX8	Operator ID:	402279
Lims ID:	240-123986-B-7-A	Lab Sample ID:	240-123986-7	Worklist Smp#:	15
Client ID:	E-SB-1797-8-10				
Purge Vol:	5.000 mL	Dil. Factor:	1.0000	ALS Bottle#:	13
Method:	8260_8	Limit Group:	MSV 8260B ICAL		

Column: DB-624 (0.18 mm)

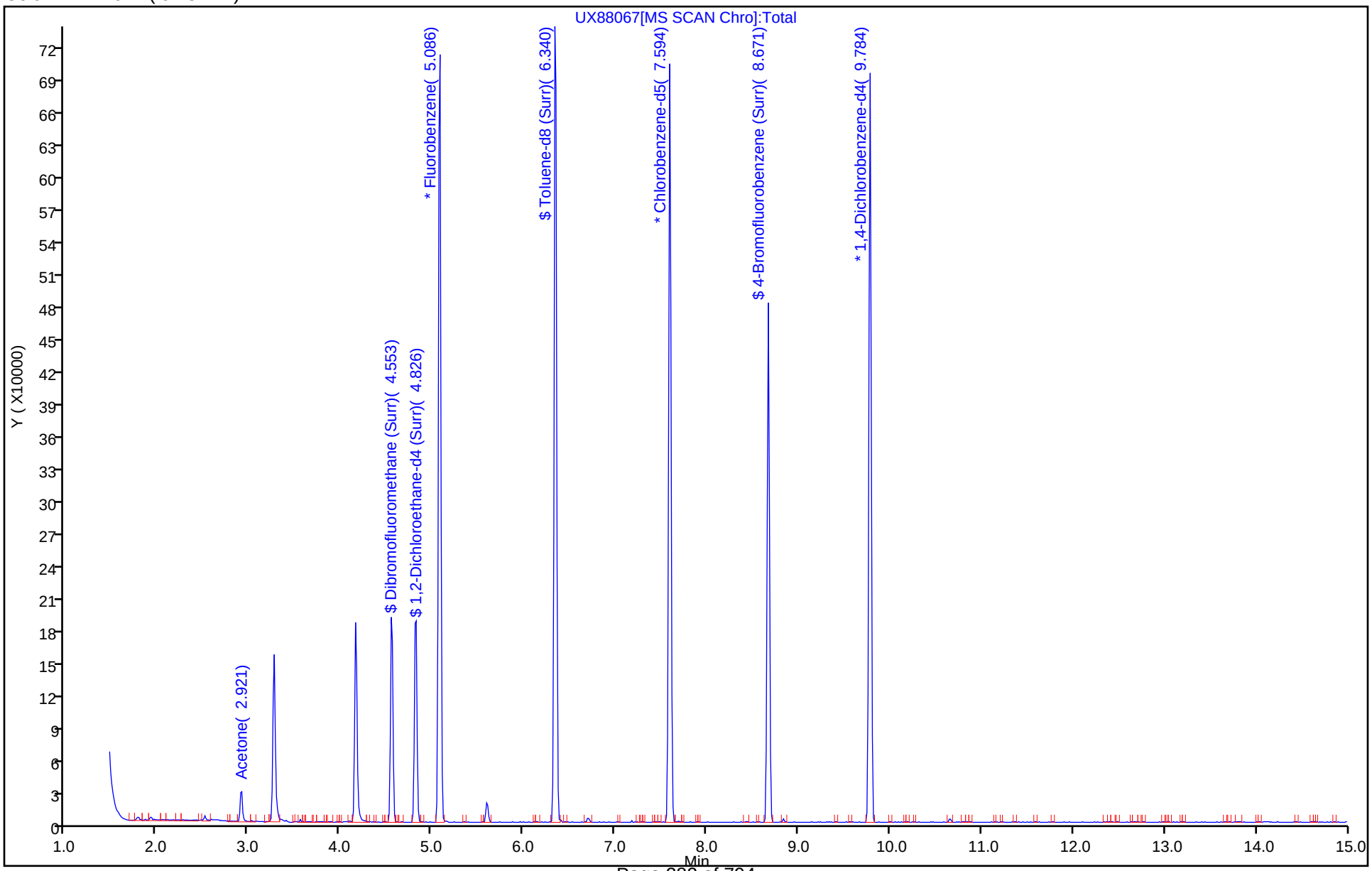

Eurofins TestAmerica, Canton
Recovery Report

Data File: \\chromna\Canton\ChromData\A3UX8\20191228-94619.b\UX88067.D
Lims ID: 240-123986-B-7-A
Client ID: E-SB-1797-8-10
Sample Type: Client
Inject. Date: 28-Dec-2019 10:52:30 ALS Bottle#: 13 Worklist Smp#: 15
Purge Vol: 5.000 mL Dil. Factor: 1.0000
Sample Info: 240-0094619-015
Operator ID: 402279 Instrument ID: A3UX8

Method: \\chromna\Canton\ChromData\A3UX8\20191228-94619.b\8260_8.m
Limit Group: MSV 8260B ICAL
Last Update: 30-Dec-2019 06:52:47 Calib Date: 04-Nov-2019 05:00:30
Integrator: RTE ID Type: Deconvolution ID
Quant Method: Internal Standard Quant By: Initial Calibration
Last ICal File: \\chromna\Canton\ChromData\A3UX8\20191104-92755.b\UX87328.D

Column 1 : DB-624 (0.18 mm) Det: MS SCAN
Process Host: CTX0320

First Level Reviewer: latat Date: 29-Dec-2019 01:53:35

Compound	Amount Added	Amount Recovered	% Rec.
$ 4 Dibromofluoromethane (Surr)	50.0	38.1	76.11
$ 5 1,2-Dichloroethane-d4 (Surr)	50.0	41.5	83.09
$ 6 Toluene-d8 (Surr)	50.0	42.3	84.54
$ 7 4-Bromofluorobenzene (Surr)	50.0	48.1	96.17

Report Date: 30-Dec-2019 06:53:51 Chrom Revision: 2.3 15-Dec-2019 06:20:02

Eurofins TestAmerica, Canton

Data File: \\chromna\Canton\ChromData\A3UX8\20191228-94619.b\UX88067.D

Injection Date:	28-Dec-2019 10:52:30	Instrument ID:	A3UX8		
Lims ID:	240-123986-B-7-A	Lab Sample ID:	240-123986-7		
Client ID:	E-SB-1797-8-10				
Operator ID:	402279	ALS Bottle#:	13	Worklist Smp#:	15
Purge Vol:	5.000 mL	Dil. Factor:	1.0000		
Method:	8260_8	Limit Group:	MSV 8260B ICAL		
Column:	DB-624 (0.18 mm)	Detector	MS SCAN		

21 Acetone, CAS: 67-64-1

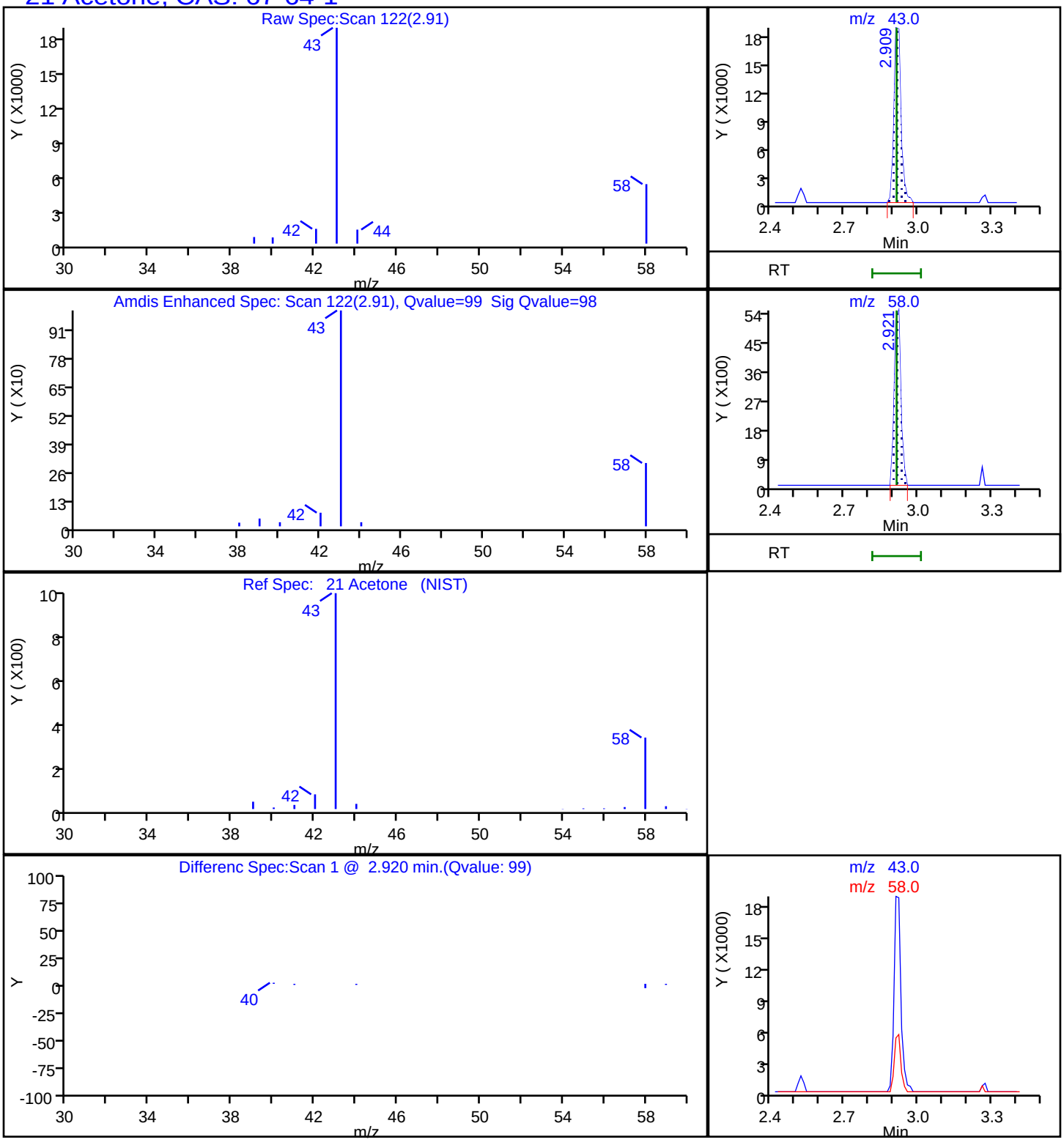

User Disabled Compound Report

Eurofins TestAmerica, Canton

Data File:	\\chromna\Canton\ChromData\A3UX8\20191228-94619.b\UX88067.D				
Injection Date:	28-Dec-2019 10:52:30	Instrument ID:	A3UX8		
Lims ID:	240-123986-B-7-A	Lab Sample ID:	240-123986-7		
Client ID:	E-SB-1797-8-10				
Operator ID:	402279	ALS Bottle#:	13	Worklist Smp#:	15
Purge Vol:	5.000 mL	Dil. Factor:	1.0000		
Method:	8260_8	Limit Group:	MSV 8260B ICAL		
Column:	DB-624 (0.18 mm)	Detector	MS SCAN		

40 2-Butanone (MEK), CAS: 78-93-3

Processing Results

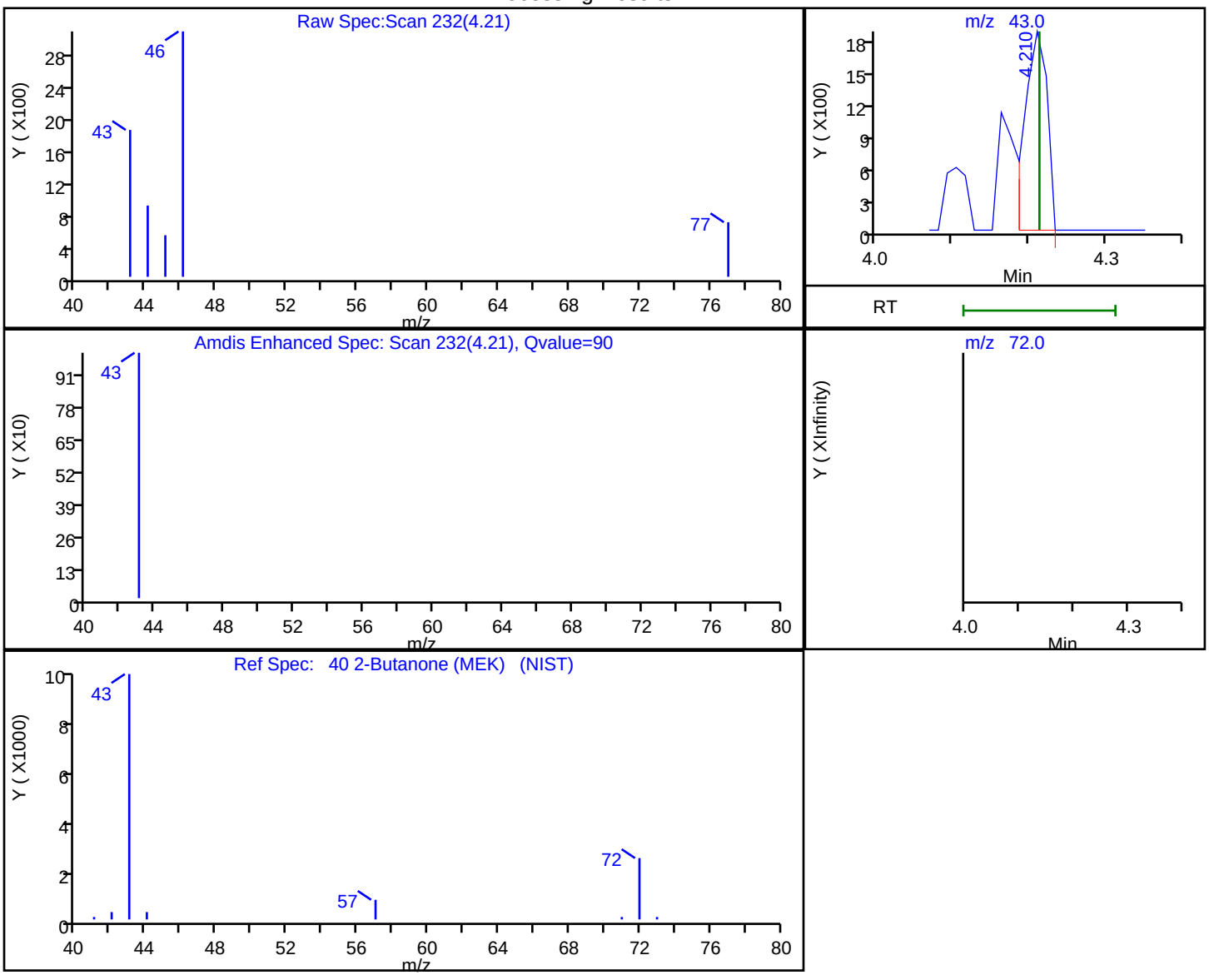

RT	Mass	Response	Amount
4.21	43.00	3730	-0.666253
4.21	72.00	0	

Reviewer: latat, 29-Dec-2019 01:52:43

Audit Action: Marked Compound Undetected Audit Reason: Invalid Compound ID

FORM VI
GC/MS VOA BY INTERNAL STANDARD - INITIAL CALIBRATION DATA
CURVE EVALUATION

Lab Name: Eurofins TestAmerica, Canton Job No.: 240-123986-1 Analy Batch No.: 408884

SDG No.:

Instrument ID: A3UX14 GC Column: DB-624 ID: 0.18(mm) Heated Purge: (Y/N) Y

Calibration Start Date: 11/02/2019 13:21 Calibration End Date: 11/02/2019 16:19 Calibration ID: 54114

Calibration Files:

LEVEL:	LAB SAMPLE ID:	LAB FILE ID:
Level 1	IC 240-408884/11	1422511.D
Level 2	IC 240-408884/10	1422510.D
Level 3	IC 240-408884/9	1422509.D
Level 4	IC 240-408884/8	1422508.D
Level 5	IC 240-408884/7	1422507.D
Level 6	ICIS 240-408884/6	1422506.D
Level 7	IC 240-408884/5	1422505.D
Level 8	IC 240-408884/4	1422504.D
Level 9	IC 240-408884/3	1422503.D

ANALYTE	RRF					CURVE TYPE	COEFFICIENT			#	MIN RRF	%RSD	#	MAX %RSD	R^2 OR COD	#	MIN R^2 OR COD
	LVL 1 LVL 6	LVL 2 LVL 7	LVL 3 LVL 8	LVL 4 LVL 9	LVL 5		B	M1	M2								
Dichlorodifluoromethane	+++++ 0.1704	+++++ 0.1875	0.1410 0.1690	0.1604 0.1759	0.1628	Ave		0.1667				8.7		15.0			
Chloromethane	0.4317 0.3875	0.4005 0.4129	0.3697 0.3595	0.3793 0.3694	0.4104	Ave		0.3912			0.1000	6.2		15.0			
Vinyl chloride	0.3112 0.3401	0.3254 0.3592	0.3245 0.3116	0.3292 0.3269	0.3539	Ave		0.3313				5.1		15.0			
Butadiene	0.3429 0.3643	0.3587 0.3865	0.3491 0.3401	0.3663 0.3595	0.3847	Ave		0.3614				4.6		15.0			
Bromomethane	+++++ 0.1485	0.1919 +++++	0.2054 +++++	0.2063 +++++	0.2102	Ave		0.1925				13.3		15.0			
Chloroethane	0.2174 0.1611	0.2070 +++++	0.1946 +++++	0.1952 +++++	0.2018	Ave		0.1962				9.8		15.0			
Dichlorofluoromethane	0.3977 0.3955	0.4088 0.3591	0.3810 +++++	0.3812 +++++	0.4254	Ave		0.3927				5.5		15.0			
Trichlorofluoromethane	0.3250 0.3623	0.3031 0.3477	0.3155 +++++	0.3366 +++++	0.3720	Ave		0.3375				7.4		15.0			
Ethyl ether	0.4105 0.3702	0.3745 0.3809	0.3769 0.3133	0.3707 0.3053	0.3939	Ave		0.3662				9.5		15.0			
Acrolein	0.1038 0.0824	0.0881 0.0869	0.0879 0.0702	0.0847 0.0702	0.0866	Ave		0.0845				12.0		15.0			
1,1-Dichloroethene	0.2314 0.2801	0.2613 0.2834	0.2782 0.2663	0.2763 0.2718	0.2844	Ave		0.2704				6.1		15.0			
1,1,2-Trichlorotrifluoroethane	+++++ 0.1730	+++++ 0.1886	0.1729 0.1736	0.1669 0.1798	0.1775	Ave		0.1760				3.9		15.0			
Acetone	+++++ 0.1346	+++++ 0.1385	0.2144 0.1231	0.1610 0.1238	0.1514	Lin1	0.9265	0.1238							0.9980		0.9900

Note: The M1 coefficient is the same as Ave RRF for an Ave curve type.

FORM VI
GC/MS VOA BY INTERNAL STANDARD - INITIAL CALIBRATION DATA
CURVE EVALUATION

Lab Name: Eurofins TestAmerica, Canton Job No.: 240-123986-1 Analy Batch No.: 408884

SDG No.:

Instrument ID: A3UX14 GC Column: DB-624 ID: 0.18(mm) Heated Purge: (Y/N) Y

Calibration Start Date: 11/02/2019 13:21 Calibration End Date: 11/02/2019 16:19 Calibration ID: 54114

ANALYTE	RRF					CURVE TYPE	COEFFICIENT			#	MIN RRF	%RSD	#	MAX %RSD	R^2 OR COD	#	MIN R^2 OR COD
	LVL 1 LVL 6	LVL 2 LVL 7	LVL 3 LVL 8	LVL 4 LVL 9	LVL 5		B	M1	M2								
Iodomethane	0.5004 0.4512	0.4667 0.4034	0.4994 0.4527	0.3267 0.4873	0.4671	Ave		0.4505				12.2		15.0			
Carbon disulfide	0.7947 0.6472	0.5939 0.6719	0.7948 0.6579	0.6088 0.7962	0.6414	Ave		0.6896				12.0		15.0			
3-Chloro-1-propene	0.1329 0.1544	0.1305 0.1666	0.1383 0.1634	0.1442 0.1661	0.1532	Ave		0.1499				9.4		15.0			
Methyl acetate	0.3564 0.3015	0.3221 0.3330	0.3155 0.3015	0.2929 0.3071	0.3113	Ave		0.3157				6.1		15.0			
Methylene Chloride	0.2958 0.2424	0.2776 0.2453	0.2514 0.2384	0.2412 0.2541	0.2561	Ave		0.2558				7.4		15.0			
tert-Butyl alcohol	0.0367 0.0257	0.0280 0.0389	0.0367 0.0350	0.0303 0.0347	0.0303	Ave		0.0329				13.7		15.0			
Acrylonitrile	0.1522 0.1364	0.1356 0.1542	0.1402 0.1445	0.1329 0.1503	0.1405	Ave		0.1430				5.4		15.0			
trans-1,2-Dichloroethene	0.2228 0.2513	0.2237 0.2771	0.2368 0.3026	0.2404 0.3249	0.2499	Ave		0.2588				13.7		15.0			
Methyl tert-butyl ether	0.6755 0.6473	0.6403 0.6916	0.6357 0.6639	0.6227 0.7012	0.6669	Ave		0.6606				4.0		15.0			
Hexane	+++++ 0.0681	+++++ 0.0728	0.0654 0.0753	0.0668 0.0791	0.0662	Ave		0.0705				7.5		15.0			
1,1-Dichloroethane	0.4469 0.4837	0.4566 0.5104	0.4791 0.5004	0.4607 0.5194	0.4961	Ave		0.4837			0.1000	5.2		15.0			
Vinyl acetate	0.0499 0.0606	0.0455 0.0643	0.0534 0.0613	0.0553 0.0609	0.0613	Ave		0.0569				11.0		15.0			
2,2-Dichloropropane	0.0355 0.0549	0.0480 0.0564	0.0542 0.0549	0.0511 0.0572	0.0561	Ave		0.0520				13.2		15.0			
cis-1,2-Dichloroethene	0.2766 0.2795	0.2677 0.2988	0.2768 0.2963	0.2724 0.3123	0.2895	Ave		0.2855				5.1		15.0			
2-Butanone (MEK)	+++++ 0.1833	0.2141 0.2007	0.2053 0.1765	0.1850 0.1827	0.1947	Ave		0.1928				6.8		15.0			
Bromochloromethane	0.1301 0.1391	0.1329 0.1495	0.1385 0.1441	0.1345 0.1517	0.1459	Ave		0.1407				5.4		15.0			
Tetrahydrofuran	+++++ 0.1287	0.1316 0.1416	0.1467 0.1251	0.1371 0.1296	0.1323	Ave		0.1341				5.4		15.0			
Chloroform	0.3788 0.3801	0.3654 0.4096	0.3747 0.4001	0.3687 0.4160	0.3946	Ave		0.3876				4.7		15.0			
1,1,1-Trichloroethane	0.2027 0.2728	0.2335 0.2908	0.2627 0.2884	0.2567 0.2949	0.2724	Ave		0.2639				11.3		15.0			
Cyclohexane	+++++ 0.4929	0.3947 0.5093	0.4809 0.5042	0.4743 0.5232	0.4956	Ave		0.4844				8.1		15.0			

Note: The M1 coefficient is the same as Ave RRF for an Ave curve type.

FORM VI
GC/MS VOA BY INTERNAL STANDARD - INITIAL CALIBRATION DATA
CURVE EVALUATION

Lab Name: Eurofins TestAmerica, Canton Job No.: 240-123986-1 Analy Batch No.: 408884

SDG No.:

Instrument ID: A3UX14 GC Column: DB-624 ID: 0.18(mm) Heated Purge: (Y/N) Y

Calibration Start Date: 11/02/2019 13:21 Calibration End Date: 11/02/2019 16:19 Calibration ID: 54114

ANALYTE	RRF					CURVE TYPE	COEFFICIENT			#	MIN RRF	%RSD	#	MAX %RSD	R^2 OR COD	#	MIN R^2 OR COD
	LVL 1 LVL 6	LVL 2 LVL 7	LVL 3 LVL 8	LVL 4 LVL 9	LVL 5		B	M1	M2								
Carbon tetrachloride	+++++ 0.2287	+++++ 0.2472	0.2013 0.2549	0.2042 0.2472	0.2219	Ave		0.2293				9.4		15.0			
1,1-Dichloropropene	0.2297 0.3177	0.2634 0.3423	0.3101 0.3467	0.2941 0.3641	0.3241	Ave		0.3103				13.7		15.0			
Benzene	1.0064 1.0135	0.9712 1.0838	1.0247 1.0669	0.9815 1.1173	1.0534	Ave		1.0354				4.7		15.0			
1,2-Dichloroethane	0.3295 0.3269	0.3132 0.3486	0.3220 0.3365	0.3085 0.3498	0.3406	Ave		0.3306				4.4		15.0			
Isobutyl alcohol	0.0106 0.0130	0.0119 0.0153	0.0126 0.0135	0.0118 0.0133	0.0137	Ave		0.0129				10.4		15.0			
n-Heptane	+++++ 0.0768	+++++ 0.0817	0.0739 0.0838	0.0702 0.0901	0.0733	Ave		0.0785				8.9		15.0			
Trichloroethene	0.2125 0.2534	0.2089 0.2715	0.2506 0.2714	0.2416 0.2893	0.2600	Ave		0.2510				10.7		15.0			
Methylcyclohexane	+++++ 0.4208	0.3568 0.4418	0.4044 0.4554	0.3974 0.4687	0.4183	Ave		0.4204				8.5		15.0			
1,2-Dichloropropane	0.3079 0.2974	0.2818 0.3209	0.2959 0.3092	0.2844 0.3242	0.3075	Ave		0.3033				4.9		15.0			
Dibromomethane	0.1575 0.1484	0.1384 0.1579	0.1482 0.1515	0.1400 0.1601	0.1540	Ave		0.1507				5.1		15.0			
1,4-Dioxane	0.0023 0.0028	0.0025 0.0031	0.0028 0.0027	0.0026 0.0028	0.0031	Ave		0.0028				9.5		15.0			
Bromodichloromethane	0.2524 0.2797	0.2416 0.3036	0.2542 0.2958	0.2532 0.3024	0.2823	Ave		0.2739				8.8		15.0			
2-Chloroethyl vinyl ether	0.1748 0.1949	0.1721 0.2127	0.1887 0.2026	0.1756 0.2160	0.1968	Ave		0.1927				8.4		15.0			
cis-1,3-Dichloropropene	0.3561 0.4127	0.3465 0.4355	0.3799 0.4246	0.3736 0.4463	0.4202	Ave		0.3995				9.1		15.0			
4-Methyl-2-pentanone (MIBK)	0.5053 0.5063	0.4692 0.5583	0.5060 0.5096	0.4794 0.5279	0.5263	Ave		0.5098				5.2		15.0			
Toluene	1.4501 1.3857	1.3342 1.5246	1.3946 1.5643	1.3107 1.6329	1.4058	Ave		1.4448				7.5		15.0			
trans-1,3-Dichloropropene	0.3974 0.4799	0.3930 0.5224	0.4203 0.5353	0.4206 0.5666	0.4714	Ave		0.4674				13.6		15.0			
Ethyl methacrylate	0.4509 0.4716	0.4032 0.5107	0.4322 0.5016	0.4222 0.5254	0.4713	Ave		0.4655				9.0		15.0			
1,1,2-Trichloroethane	0.2778 0.2853	0.2785 0.3148	0.2864 0.3190	0.2631 0.3408	0.2916	Ave		0.2953				8.3		15.0			
Tetrachloroethene	+++++ 0.2504	+++++ 0.2791	0.2433 0.2945	0.2367 0.3180	0.2532	Ave		0.2679				11.2		15.0			

Note: The M1 coefficient is the same as Ave RRF for an Ave curve type.

FORM VI
GC/MS VOA BY INTERNAL STANDARD - INITIAL CALIBRATION DATA
CURVE EVALUATION

Lab Name: Eurofins TestAmerica, Canton Job No.: 240-123986-1 Analy Batch No.: 408884

SDG No.:

Instrument ID: A3UX14 GC Column: DB-624 ID: 0.18(mm) Heated Purge: (Y/N) Y

Calibration Start Date: 11/02/2019 13:21 Calibration End Date: 11/02/2019 16:19 Calibration ID: 54114

ANALYTE	RRF					CURVE TYPE	COEFFICIENT			#	MIN RRF	%RSD	#	MAX %RSD	R^2 OR COD	#	MIN R^2 OR COD
	LVL 1 LVL 6	LVL 2 LVL 7	LVL 3 LVL 8	LVL 4 LVL 9	LVL 5		B	M1	M2								
1,3-Dichloropropane	0.5105 0.5121	0.4841 0.5598	0.5201 0.5461	0.4904 0.5797	0.5186	Ave		0.5246				6.0		15.0			
2-Hexanone	0.3347 0.3445	0.2996 0.3753	0.3553 0.3385	0.3322 0.3546	0.3666	Ave		0.3446				6.5		15.0			
Chlorodibromomethane	+++++ 0.2778	+++++ 0.3133	0.2335 0.3167	0.2347 0.3251	0.2700	Ave		0.2816				13.6		15.0			
1,2-Dibromoethane	0.2944 0.2925	0.2800 0.3170	0.2892 0.3039	0.2809 0.3183	0.3019	Ave		0.2976				4.7		15.0			
Chlorobenzene	0.9226 0.8846	0.8519 0.9598	0.8739 0.9521	0.8296 0.9955	0.9149	Ave		0.9094			0.3000	6.0		15.0			
1,1,1,2-Tetrachloroethane	0.2376 0.2762	0.2349 0.3015	0.2560 0.3045	0.2483 0.3158	0.2762	Ave		0.2723				11.1		15.0			
Ethylbenzene	0.4288 0.4809	0.4302 0.5159	0.4512 0.5430	0.4409 0.5704	0.4889	Ave		0.4834				10.6		15.0			
m-Xylene & p-Xylene	0.5248 0.5845	0.5244 0.6273	0.5623 0.6479	0.5468 0.6820	0.5905	Ave		0.5878				9.4		15.0			
o-Xylene	0.5182 0.5859	0.5396 0.6546	0.5547 0.6584	0.5314 0.7041	0.5970	Ave		0.5938				11.0		15.0			
Styrene	1.0101 1.0087	0.9859 1.1304	0.9394 1.1177	0.9115 1.1887	1.0251	Ave		1.0353				8.9		15.0			
Bromoform	+++++ 0.1506	+++++ 0.1726	0.1208 0.1708	0.1202 0.1715	0.1461	Lin1	-0.391	0.1721			0.1000				0.9990		0.9900
Isopropylbenzene	1.0429 1.3280	1.1638 1.3996	1.2870 1.3607	1.2438 1.4274	1.3524	Ave		1.2895				9.5		15.0			
Bromobenzene	0.8444 0.7769	0.7702 0.7774	0.7879 0.7180	0.7473 0.7057	0.8012	Ave		0.7699				5.5		15.0			
1,1,2,2-Tetrachloroethane	0.8154 0.8254	0.7771 0.8324	0.8189 0.7395	0.8017 0.7225	0.8688	Ave		0.8002			0.3000	5.8		15.0			
1,2,3-Trichloropropane	0.2722 0.2387	0.2461 0.2404	0.2552 0.1997	0.2438 0.1952	0.2559	Ave		0.2386				10.7		15.0			
trans-1,4-Dichloro-2-butene	0.2526 0.2430	0.2217 0.2576	0.2329 0.2234	0.2177 0.2089	0.2472	Ave		0.2339				7.3		15.0			
N-Propylbenzene	0.7527 0.8670	0.7953 0.9012	0.8624 0.8204	0.8429 0.8125	0.9154	Ave		0.8411				6.2		15.0			
2-Chlorotoluene	0.7267 0.7237	0.7076 0.7327	0.7547 0.6713	0.7101 0.6523	0.7708	Ave		0.7167				5.2		15.0			
1,3,5-Trimethylbenzene	2.0795 2.4919	2.1784 2.5890	2.3475 2.3548	2.3004 2.3171	2.4972	Ave		2.3507				6.8		15.0			
4-Chlorotoluene	0.8405 0.8241	0.7469 0.8648	0.7882 0.8045	0.7639 0.7993	0.8177	Ave		0.8055				4.5		15.0			

Note: The M1 coefficient is the same as Ave RRF for an Ave curve type.

FORM VI
GC/MS VOA BY INTERNAL STANDARD - INITIAL CALIBRATION DATA
CURVE EVALUATION

Lab Name: Eurofins TestAmerica, Canton Job No.: 240-123986-1 Analy Batch No.: 408884

SDG No.:

Instrument ID: A3UX14 GC Column: DB-624 ID: 0.18(mm) Heated Purge: (Y/N) Y

Calibration Start Date: 11/02/2019 13:21 Calibration End Date: 11/02/2019 16:19 Calibration ID: 54114

ANALYTE	RRF					CURVE TYPE	COEFFICIENT			#	MIN RRF	%RSD	#	MAX %RSD	R^2 OR COD	#	MIN R^2 OR COD
	LVL 1 LVL 6	LVL 2 LVL 7	LVL 3 LVL 8	LVL 4 LVL 9	LVL 5		B	M1	M2								
tert-Butylbenzene	1.6217 2.0370	1.8033 2.0246	2.0529 1.8534	1.9418 1.8504	2.0750	Ave		1.9178				7.8		15.0			
1,2,4-Trimethylbenzene	2.2541 2.3281	2.3078 2.3952	2.3836 2.2183	2.2695 2.2187	2.4732	Ave		2.3165				3.8		15.0			
sec-Butylbenzene	2.2644 2.9590	2.5947 2.9903	2.9979 2.6744	2.8363 2.6185	3.0716	Ave		2.7786				9.4		15.0			
1,3-Dichlorobenzene	1.6087 1.3390	1.4403 1.3726	1.4195 1.2870	1.3080 1.3142	1.4457	Ave		1.3928				7.2		15.0			
4-Isopropyltoluene	2.2209 2.5883	2.3420 2.6695	2.6447 2.4597	2.4917 2.4497	2.7089	Ave		2.5084				6.4		15.0			
1,4-Dichlorobenzene	1.6835 1.3960	1.5242 1.4334	1.5094 1.3339	1.3867 1.3636	1.5035	Ave		1.4594				7.4		15.0			
1,2-Dichlorobenzene	1.5418 1.3331	1.3544 1.4618	1.3926 1.3838	1.2904 1.4217	1.4376	Ave		1.4019				5.3		15.0			
n-Butylbenzene	1.8310 2.3050	1.9026 2.4846	2.2613 2.3587	2.1620 2.3448	2.3656	Ave		2.2240				9.9		15.0			
1,2-Dibromo-3-Chloropropane	0.1358 0.1367	0.1346 0.1509	0.1307 0.1338	0.1323 0.1316	0.1401	Ave		0.1363				4.5		15.0			
1,2,4-Trichlorobenzene	1.0600 0.8190	0.8755 0.9108	0.8576 0.8989	0.7862 0.9356	0.8652	Ave		0.8899				8.8		15.0			
Hexachlorobutadiene	0.2792 0.3547	0.3180 0.3994	0.3472 0.3916	0.3248 0.4145	0.3769	Ave		0.3563				12.3		15.0			
Naphthalene	3.1725 2.3266	2.6476 2.5822	2.4623 2.2957	2.2795 2.2847	2.5359	Ave		2.5097				11.4		15.0			
1,2,3-Trichlorobenzene	0.9806 0.8031	0.8439 0.9037	0.7942 0.8627	0.7664 0.9039	0.8459	Ave		0.8561				7.7		15.0			
Dibromofluoromethane (Surr)	+++++ 0.2398	+++++ 0.2485	0.4026 0.2384	0.3065 0.2489	0.2706	Lin1	0.7118	0.2398							0.9990		0.9900
1,2-Dichloroethane-d4 (Surr)	+++++ 0.2703	+++++ 0.2778	0.4943 0.2502	0.3574 0.2605	0.3109	Lin1	1.1591	0.2529							0.9990		0.9900
Toluene-d8 (Surr)	+++++ 1.2683	+++++ 1.3056	2.2355 1.3041	1.6301 1.3590	1.4000	Lin1	3.6311	1.2986							0.9980		0.9900
4-Bromofluorobenzene (Surr)	+++++ 0.9568	+++++ 0.8999	1.7388 0.7958	1.2705 0.7698	1.0649	Qua	3.8100	0.9150	-0.000654						1.0000		0.9900

Note: The M1 coefficient is the same as Ave RRF for an Ave curve type.

FORM VI
GC/MS VOA BY INTERNAL STANDARD - INITIAL CALIBRATION DATA
RESPONSE AND CONCENTRATION

Lab Name: Eurofins TestAmerica, Canton Job No.: 240-123986-1 Analy Batch No.: 408884

SDG No.:

Instrument ID: A3UX14 GC Column: DB-624 ID: 0.18(mm) Heated Purge: (Y/N) Y

Calibration Start Date: 11/02/2019 13:21 Calibration End Date: 11/02/2019 16:19 Calibration ID: 54114

Calibration Files:

LEVEL:	LAB SAMPLE ID:	LAB FILE ID:
Level 1	IC 240-408884/11	1422511.D
Level 2	IC 240-408884/10	1422510.D
Level 3	IC 240-408884/9	1422509.D
Level 4	IC 240-408884/8	1422508.D
Level 5	IC 240-408884/7	1422507.D
Level 6	ICIS 240-408884/6	1422506.D
Level 7	IC 240-408884/5	1422505.D
Level 8	IC 240-408884/4	1422504.D
Level 9	IC 240-408884/3	1422503.D

ANALYTE	IS REF	CURVE TYPE	RESPONSE					CONCENTRATION (UG/L)				
			LVL 1 LVL 6	LVL 2 LVL 7	LVL 3 LVL 8	LVL 4 LVL 9	LVL 5	LVL 1 LVL 6	LVL 2 LVL 7	LVL 3 LVL 8	LVL 4 LVL 9	LVL 5
Dichlorodifluoromethane	FB	Ave	+++++ 296226	+++++ 608192	23366 1283205	54229 1555150	102961	+++++ 50.0	+++++ 100	5.00 200	10.0 250	20.0
Chloromethane	FB	Ave	12883 673542	25458 1339286	61294 2728974	128214 3266037	259562	1.00 50.0	2.00 100	5.00 200	10.0 250	20.0
Vinyl chloride	FB	Ave	9288 591059	20682 1165040	53789 2365340	111273 2890111	223807	1.00 50.0	2.00 100	5.00 200	10.0 250	20.0
Butadiene	FB	Ave	10232 633091	22803 1253541	57878 2582170	123841 3178857	243309	1.00 50.0	2.00 100	5.00 200	10.0 250	20.0
Bromomethane	FB	Ave	+++++ 258125	12200 +++++	34053 +++++	69729 +++++	132933	+++++ 50.0	2.00 +++++	5.00 +++++	10.0 +++++	20.0
Chloroethane	FB	Ave	6488 280014	13158 +++++	32265 +++++	65996 +++++	127632	1.00 50.0	2.00 +++++	5.00 +++++	10.0 +++++	20.0
Dichlorofluoromethane	FB	Ave	11867 687341	25987 1164718	63162 +++++	128856 +++++	269049	1.00 50.0	2.00 100	5.00 +++++	10.0 +++++	20.0
Trichlorofluoromethane	FB	Ave	9699 629636	19267 1127562	52309 +++++	113797 +++++	235254	1.00 50.0	2.00 100	5.00 +++++	10.0 +++++	20.0
Ethyl ether	FB	Ave	12250 643358	23804 1235246	62473 2378450	125306 2699113	249129	1.00 50.0	2.00 100	5.00 200	10.0 250	20.0
Acrolein	FB	Ave	15494 716273	28014 1408739	72876 2663651	143145 3102134	273886	5.00 250	10.0 500	25.0 1000	50.0 1250	100
1,1-Dichloroethene	FB	Ave	6905 486884	16608 919003	46126 2021779	93391 2403171	179866	1.00 50.0	2.00 100	5.00 200	10.0 250	20.0
1,1,2-Trichlorotrifluoroethane	FB	Ave	+++++ 300608	+++++ 611579	28655 1317735	56425 1589805	112276	+++++ 50.0	+++++ 100	5.00 200	10.0 250	20.0
Acetone	FB	Lin1	+++++ 467778	+++++ 898351	71074 1868937	108847 2188526	191524	+++++ 100	+++++ 200	10.0 400	20.0 500	40.0
Iodomethane	FB	Ave	14933 784155	29663 1308376	82790 3437008	110447 4308404	295402	1.00 50.0	2.00 100	5.00 200	10.0 250	20.0

FORM VI
GC/MS VOA BY INTERNAL STANDARD - INITIAL CALIBRATION DATA
RESPONSE AND CONCENTRATION

Lab Name: Eurofins TestAmerica, Canton Job No.: 240-123986-1 Analy Batch No.: 408884

SDG No.:

Instrument ID: A3UX14 GC Column: DB-624 ID: 0.18(mm) Heated Purge: (Y/N) Y

Calibration Start Date: 11/02/2019 13:21 Calibration End Date: 11/02/2019 16:19 Calibration ID: 54114

ANALYTE	IS REF	CURVE TYPE	RESPONSE					CONCENTRATION (UG/L)				
			LVL 1 LVL 6	LVL 2 LVL 7	LVL 3 LVL 8	LVL 4 LVL 9	LVL 5	LVL 1 LVL 6	LVL 2 LVL 7	LVL 3 LVL 8	LVL 4 LVL 9	LVL 5
Carbon disulfide	FB	Ave	23715 1124737	37750 2179164	131763 4994274	205817 7040088	405608	1.00 50.0	2.00 100	5.00 200	10.0 250	20.0
3-Chloro-1-propene	FB	Ave	3965 268288	8298 540262	22927 1240626	48744 1468193	96883	1.00 50.0	2.00 100	5.00 200	10.0 250	20.0
Methyl acetate	FB	Ave	21270 1048150	40943 2160116	104612 4577605	198026 5430408	393674	2.00 100	4.00 200	10.0 400	20.0 500	40.0
Methylene Chloride	FB	Ave	8826 421275	17646 795637	41677 1810143	81548 2246970	161962	1.00 50.0	2.00 100	5.00 200	10.0 250	20.0
tert-Butyl alcohol	FB	Ave	10957 446570	17821 1260932	60807 2658122	102342 3067919	191361	10.0 500	20.0 1000	50.0 2000	100 2500	200
Acrylonitrile	FB	Ave	45410 2370893	86202 5001112	232392 10973080	449400 13288043	888491	10.0 500	20.0 1000	50.0 2000	100 2500	200
trans-1,2-Dichloroethene	FB	Ave	6648 436724	14218 898632	39262 2297400	81256 2872303	158020	1.00 50.0	2.00 100	5.00 200	10.0 250	20.0
Methyl tert-butyl ether	FB	Ave	20159 1124936	40699 2242945	105376 5040232	210519 6199370	421773	1.00 50.0	2.00 100	5.00 200	10.0 250	20.0
Hexane	FB	Ave	+++++ 118284	+++++ 236143	10835 571760	22596 699724	41850	+++++ 50.0	+++++ 100	5.00 200	10.0 250	20.0
1,1-Dichloroethane	FB	Ave	13338 840573	29021 1655370	79418 3798542	155750 4592700	313701	1.00 50.0	2.00 100	5.00 200	10.0 250	20.0
Vinyl acetate	FB	Ave	1489 105297	2894 208624	8851 465245	18711 538121	38761	1.00 50.0	2.00 100	5.00 200	10.0 250	20.0
2,2-Dichloropropane	FB	Ave	1058 95456	3052 182841	8984 416810	17261 506165	35455	1.00 50.0	2.00 100	5.00 200	10.0 250	20.0
cis-1,2-Dichloroethene	FB	Ave	8253 485690	17013 969058	45880 2249427	92093 2761652	183078	1.00 50.0	2.00 100	5.00 200	10.0 250	20.0
2-Butanone (MEK)	FB	Ave	+++++ 637009	27215 1301838	68076 2679954	125073 3230293	246270	+++++ 100	4.00 200	10.0 400	20.0 500	40.0
Bromochloromethane	FB	Ave	3882 241676	8448 484956	22966 1094136	45466 1341415	92288	1.00 50.0	2.00 100	5.00 200	10.0 250	20.0
Tetrahydrofuran	FB	Ave	+++++ 447359	16732 918617	48630 1899841	92726 2291652	167289	+++++ 100	4.00 200	10.0 400	20.0 500	40.0
Chloroform	FB	Ave	11305 660599	23228 1328308	62116 3037047	124631 3677865	249564	1.00 50.0	2.00 100	5.00 200	10.0 250	20.0
1,1,1-Trichloroethane	FB	Ave	6048 474129	14840 943238	43551 2189707	86777 2607525	172241	1.00 50.0	2.00 100	5.00 200	10.0 250	20.0
Cyclohexane	FB	Ave	+++++ 856585	25087 1651832	79713 3828013	160339 4625640	313444	+++++ 50.0	2.00 100	5.00 200	10.0 250	20.0
Carbon tetrachloride	FB	Ave	+++++ 397437	+++++ 801628	33363 1935472	69034 2185693	140357	+++++ 50.0	+++++ 100	5.00 200	10.0 250	20.0
1,1-Dichloropropene	FB	Ave	6856 552193	16743 1110299	51406 2632218	99413 3219659	204973	1.00 50.0	2.00 100	5.00 200	10.0 250	20.0

FORM VI
GC/MS VOA BY INTERNAL STANDARD - INITIAL CALIBRATION DATA
RESPONSE AND CONCENTRATION

Lab Name: Eurofins TestAmerica, Canton Job No.: 240-123986-1 Analy Batch No.: 408884

SDG No.:

Instrument ID: A3UX14 GC Column: DB-624 ID: 0.18(mm) Heated Purge: (Y/N) Y

Calibration Start Date: 11/02/2019 13:21 Calibration End Date: 11/02/2019 16:19 Calibration ID: 54114

ANALYTE	IS REF	CURVE TYPE	RESPONSE					CONCENTRATION (UG/L)				
			LVL 1 LVL 6	LVL 2 LVL 7	LVL 3 LVL 8	LVL 4 LVL 9	LVL 5	LVL 1 LVL 6	LVL 2 LVL 7	LVL 3 LVL 8	LVL 4 LVL 9	LVL 5
Benzene	FB	Ave	30033 1761380	61732 3514886	169868 8099248	331813 9879087	666155	1.00 50.0	2.00 100	5.00 200	10.0 250	20.0
1,2-Dichloroethane	FB	Ave	9833 568144	19908 1130489	53374 2554837	104281 3092551	215403	1.00 50.0	2.00 100	5.00 200	10.0 250	20.0
Isobutyl alcohol	FB	Ave	7941 562949	18952 1240503	52193 2561456	99483 2940508	217279	25.0 1250	50.0 2500	125 5000	250 6250	500
n-Heptane	FB	Ave	+++++ 133427	+++++ 264845	12253 636520	23730 796527	46361	+++++ 50.0	+++++ 100	5.00 200	10.0 250	20.0
Trichloroethene	FB	Ave	6341 440429	13276 880583	41539 2060571	81666 2558141	164418	1.00 50.0	2.00 100	5.00 200	10.0 250	20.0
Methylcyclohexane	FB	Ave	+++++ 731304	22677 1432869	67035 3456978	134335 4143783	264545	+++++ 50.0	2.00 100	5.00 200	10.0 250	20.0
1,2-Dichloropropane	FB	Ave	9190 516829	17915 1040853	49059 2347267	96133 2866694	194488	1.00 50.0	2.00 100	5.00 200	10.0 250	20.0
Dibromomethane	FB	Ave	4699 257854	8800 512079	24560 1150334	47327 1415743	97360	1.00 50.0	2.00 100	5.00 200	10.0 250	20.0
1,4-Dioxane	FB	Ave	1387 97775	3226 203124	9412 410174	17411 486466	39404	20.0 1000	40.0 2000	100 4000	200 5000	400
Bromodichloromethane	FB	Ave	7533 486074	15354 984810	42139 2245352	85586 2673515	178555	1.00 50.0	2.00 100	5.00 200	10.0 250	20.0
2-Chloroethyl vinyl ether	FB	Ave	10431 677461	21884 1379901	62552 3075968	118737 3819997	248973	2.00 100	4.00 200	10.0 400	20.0 500	40.0
cis-1,3-Dichloropropene	FB	Ave	10628 717227	22023 1412275	62970 3223419	126310 3945609	265721	1.00 50.0	2.00 100	5.00 200	10.0 250	20.0
4-Methyl-2-pentanone (MIBK)	CBNZ d5	Ave	22337 1316314	44678 2625491	125008 5373065	243813 6332224	501390	2.00 100	4.00 200	10.0 400	20.0 500	40.0
Toluene	CBNZ d5	Ave	32051 1801185	63518 3584826	172266 8246179	333327 9792695	669596	1.00 50.0	2.00 100	5.00 200	10.0 250	20.0
trans-1,3-Dichloropropene	CBNZ d5	Ave	8783 623729	18710 1228425	51920 2821794	106949 3397849	224504	1.00 50.0	2.00 100	5.00 200	10.0 250	20.0
Ethyl methacrylate	CBNZ d5	Ave	9967 612996	19195 1200956	53386 2643931	107363 3151087	224462	1.00 50.0	2.00 100	5.00 200	10.0 250	20.0
1,1,2-Trichloroethane	CBNZ d5	Ave	6140 370833	13260 740290	35370 1681658	66905 2043691	138896	1.00 50.0	2.00 100	5.00 200	10.0 250	20.0
Tetrachloroethene	CBNZ d5	Ave	+++++ 325414	+++++ 656205	30057 1552409	60196 1906946	120615	+++++ 50.0	+++++ 100	5.00 200	10.0 250	20.0
1,3-Dichloropropane	CBNZ d5	Ave	11283 665703	23047 1316285	64239 2878562	124703 3476243	246991	1.00 50.0	2.00 100	5.00 200	10.0 250	20.0
2-Hexanone	CBNZ d5	Ave	14796 895503	28523 1764799	87766 3568385	168957 4253640	349222	2.00 100	4.00 200	10.0 400	20.0 500	40.0
Chlorodibromomethane	CBNZ d5	Ave	+++++ 361134	+++++ 736753	28836 1669638	59694 1949791	128610	+++++ 50.0	+++++ 100	5.00 200	10.0 250	20.0

FORM VI
GC/MS VOA BY INTERNAL STANDARD - INITIAL CALIBRATION DATA
RESPONSE AND CONCENTRATION

Lab Name: Eurofins TestAmerica, Canton Job No.: 240-123986-1 Analy Batch No.: 408884

SDG No.:

Instrument ID: A3UX14 GC Column: DB-624 ID: 0.18(mm) Heated Purge: (Y/N) Y

Calibration Start Date: 11/02/2019 13:21 Calibration End Date: 11/02/2019 16:19 Calibration ID: 54114

ANALYTE	IS REF	CURVE TYPE	RESPONSE					CONCENTRATION (UG/L)				
			LVL 1 LVL 6	LVL 2 LVL 7	LVL 3 LVL 8	LVL 4 LVL 9	LVL 5	LVL 1 LVL 6	LVL 2 LVL 7	LVL 3 LVL 8	LVL 4 LVL 9	LVL 5
1,2-Dibromoethane	CBNZ d5	Ave	6506 380249	13332 745394	35725 1602013	71428 1908675	143785	1.00 50.0	2.00 100	5.00 200	10.0 250	20.0
Chlorobenzene	CBNZ d5	Ave	20393 1149854	40557 2256880	107948 5018612	210964 5970072	435776	1.00 50.0	2.00 100	5.00 200	10.0 250	20.0
1,1,1,2-Tetrachloroethane	CBNZ d5	Ave	5252 359052	11183 708846	31623 1605386	63141 1893585	131569	1.00 50.0	2.00 100	5.00 200	10.0 250	20.0
Ethylbenzene	CBNZ d5	Ave	9477 625075	20482 1213097	55738 2862499	112127 3420749	232874	1.00 50.0	2.00 100	5.00 200	10.0 250	20.0
m-Xylene & p-Xylene	CBNZ d5	Ave	11599 759700	24967 1475123	69449 3415546	139056 4090306	281265	1.00 50.0	2.00 100	5.00 200	10.0 250	20.0
o-Xylene	CBNZ d5	Ave	11454 761510	25691 1539153	68520 3470901	135137 4222797	284356	1.00 50.0	2.00 100	5.00 200	10.0 250	20.0
Styrene	CBNZ d5	Ave	22325 1311154	46936 2657889	116034 5891973	231788 7128609	488260	1.00 50.0	2.00 100	5.00 200	10.0 250	20.0
Bromoform	CBNZ d5	Lin1	+++++ 195722	+++++ 405874	14916 900247	30572 1028510	69579	+++++ 50.0	+++++ 100	5.00 200	10.0 250	20.0
Isopropylbenzene	CBNZ d5	Ave	23051 1726166	55405 3290895	158965 7172627	316313 8560371	644138	1.00 50.0	2.00 100	5.00 200	10.0 250	20.0
Bromobenzene	DCBd 4	Ave	8147 446972	15594 863814	41841 1908787	82528 2350784	171061	1.00 50.0	2.00 100	5.00 200	10.0 250	20.0
1,1,2,2-Tetrachloroethane	DCBd 4	Ave	7868 474817	15734 924843	43490 1966174	88531 2406539	185502	1.00 50.0	2.00 100	5.00 200	10.0 250	20.0
1,2,3-Trichloropropane	DCBd 4	Ave	2626 137309	4983 267079	13552 530813	26923 650126	54646	1.00 50.0	2.00 100	5.00 200	10.0 250	20.0
trans-1,4-Dichloro-2-butene	DCBd 4	Ave	2437 139777	4489 286261	12367 593967	24040 695963	52774	1.00 50.0	2.00 100	5.00 200	10.0 250	20.0
N-Propylbenzene	DCBd 4	Ave	7263 498753	16102 1001331	45797 2181138	93077 2706332	195442	1.00 50.0	2.00 100	5.00 200	10.0 250	20.0
2-Chlorotoluene	DCBd 4	Ave	7012 416313	14328 814100	40076 1784835	78417 2172946	164581	1.00 50.0	2.00 100	5.00 200	10.0 250	20.0
1,3,5-Trimethylbenzene	DCBd 4	Ave	20065 1433582	44107 2876686	124663 6260548	254040 7718291	533180	1.00 50.0	2.00 100	5.00 200	10.0 250	20.0
4-Chlorotoluene	DCBd 4	Ave	8110 474125	15122 960873	41857 2138954	84356 2662466	174575	1.00 50.0	2.00 100	5.00 200	10.0 250	20.0
tert-Butylbenzene	DCBd 4	Ave	15647 1171854	36512 2249597	109018 4927413	214431 6163702	443021	1.00 50.0	2.00 100	5.00 200	10.0 250	20.0
1,2,4-Trimethylbenzene	DCBd 4	Ave	21749 1339326	46727 2661389	126583 5897588	250619 7390531	528056	1.00 50.0	2.00 100	5.00 200	10.0 250	20.0
sec-Butylbenzene	DCBd 4	Ave	21849 1702263	52536 3322542	159202 7110190	313219 8722075	655804	1.00 50.0	2.00 100	5.00 200	10.0 250	20.0
1,3-Dichlorobenzene	DCBd 4	Ave	15522 770312	29163 1525147	75381 3421545	144439 4377528	308668	1.00 50.0	2.00 100	5.00 200	10.0 250	20.0

FORM VI
GC/MS VOA BY INTERNAL STANDARD - INITIAL CALIBRATION DATA
RESPONSE AND CONCENTRATION

Lab Name: Eurofins TestAmerica, Canton Job No.: 240-123986-1 Analy Batch No.: 408884

SDG No.:

Instrument ID: A3UX14 GC Column: DB-624 ID: 0.18(mm) Heated Purge: (Y/N) Y

Calibration Start Date: 11/02/2019 13:21 Calibration End Date: 11/02/2019 16:19 Calibration ID: 54114

ANALYTE	IS REF	CURVE TYPE	RESPONSE					CONCENTRATION (UG/L)				
			LVL 1 LVL 6	LVL 2 LVL 7	LVL 3 LVL 8	LVL 4 LVL 9	LVL 5	LVL 1 LVL 6	LVL 2 LVL 7	LVL 3 LVL 8	LVL 4 LVL 9	LVL 5
4-Isopropyltoluene	DCBd 4	Ave	21429 1488998	47420 2966109	140444 6539474	275162 8159972	578366	1.00 50.0	2.00 100	5.00 200	10.0 250	20.0
1,4-Dichlorobenzene	DCBd 4	Ave	16244 803134	30862 1592693	80155 3546251	153130 4541993	321017	1.00 50.0	2.00 100	5.00 200	10.0 250	20.0
1,2-Dichlorobenzene	DCBd 4	Ave	14876 766944	27424 1624225	73956 3678940	142496 4735811	306939	1.00 50.0	2.00 100	5.00 200	10.0 250	20.0
n-Butylbenzene	DCBd 4	Ave	17667 1326057	38524 2760731	120088 6270985	238748 7810555	505074	1.00 50.0	2.00 100	5.00 200	10.0 250	20.0
1,2-Dibromo-3-Chloropropane	DCBd 4	Ave	1310 78625	2726 167716	6940 355815	14613 438306	29907	1.00 50.0	2.00 100	5.00 200	10.0 250	20.0
1,2,4-Trichlorobenzene	DCBd 4	Ave	10228 471161	17727 1011961	45542 2389810	86820 3116583	184723	1.00 50.0	2.00 100	5.00 200	10.0 250	20.0
Hexachlorobutadiene	DCBd 4	Ave	2694 204052	6439 443802	18439 1040986	35871 1380611	80463	1.00 50.0	2.00 100	5.00 200	10.0 250	20.0
Naphthalene	DCBd 4	Ave	30611 1338474	53608 2869110	130761 6103464	251731 7610349	541432	1.00 50.0	2.00 100	5.00 200	10.0 250	20.0
1,2,3-Trichlorobenzene	DCBd 4	Ave	9462 462013	17088 1004167	42177 2293698	84633 3010765	180614	1.00 50.0	2.00 100	5.00 200	10.0 250	20.0
Dibromofluoromethane (Surr)	FB	Lin1	+++++ 416834	+++++ 805790	66738 1809657	103598 2200623	171094	+++++ 50.0	+++++ 100	5.00 200	10.0 250	20.0
1,2-Dichloroethane-d4 (Surr)	FB	Lin1	+++++ 469707	+++++ 900835	81937 1899736	120822 2302960	196630	+++++ 50.0	+++++ 100	5.00 200	10.0 250	20.0
Toluene-d8 (Surr)	CBNZ d5	Lin1	+++++ 1648587	+++++ 3069968	276129 6874174	414532 8150104	666838	+++++ 50.0	+++++ 100	5.00 200	10.0 250	20.0
4-Bromofluorobenzene (Surr)	DCBd 4	Qua	+++++ 550450	+++++ 999882	92338 2115663	140307 2564122	227368	+++++ 50.0	+++++ 100	5.00 200	10.0 250	20.0

Curve Type Legend:

Ave = Average ISTD
Lin1 = Linear 1/conc ISTD
Qua = Quadratic ISTD

Eurofins TestAmerica, Canton
Target Compound Quantitation Report

Data File: \\chromna\Canton\ChromData\A3UX14\20191102-92735.b\1422503.D
Lims ID: ic
Client ID:
Sample Type: IC Calib Level: 9
Inject. Date: 02-Nov-2019 13:21:30 ALS Bottle#: 2 Worklist Smp#: 3
Purge Vol: 5.000 mL Dil. Factor: 1.0000
Sample Info: ic
Misc. Info.: 240-0092735-003
Operator ID: 002808 Instrument ID: A3UX14
Sublist: chrom-8260_14*sub81

Method: \\chromna\Canton\ChromData\A3UX14\20191102-92735.b\8260_14.m
Limit Group: MSV 8260B ICAL
Last Update: 04-Nov-2019 15:26:12 Calib Date: 02-Nov-2019 16:19:30
Integrator: RTE ID Type: Deconvolution ID
Quant Method: Internal Standard Quant By: Initial Calibration
Last ICal File: \\chromna\Canton\ChromData\A3UX14\20191102-92735.b\1422511.D

Column 1 : DB-624 (0.18 mm) Det: MS SCAN
Process Host: CTX0328

First Level Reviewer: macenczaks Date: 02-Nov-2019 13:41:12

Compound	Sig	RT (min.)	Exp RT (min.)	Dlt RT (min.)	Q	Response	Cal Amt ug/l	OnCol Amt ug/l	Flags
* 1 Fluorobenzene	96	6.246	6.246	0.000	100	1768330	50.0	50.0	
* 2 Chlorobenzene-d5	117	9.228	9.228	0.000	97	1199418	50.0	50.0	
* 3 1,4-Dichlorobenzene-d4	152	11.227	11.228	-0.001	42	666198	50.0	50.0	a
$ 4 Dibromofluoromethane (Surr	113	5.394	5.394	0.000	94	2200623	250.0	256.6	
$ 5 1,2-Dichloroethane-d4 (Sur	65	5.820	5.820	0.000	94	2302960	250.0	252.9	
$ 6 Toluene-d8 (Surr)	98	7.926	7.914	0.012	93	8150104	250.0	258.8	
$ 7 4-Bromofluorobenzene (Surr	95	10.257	10.245	0.012	0	2564122	250.0	251.3	
9 Dichlorodifluoromethane	85	1.063	1.063	0.000	99	1555150	250.0	263.7	
10 Chloromethane	50	1.193	1.193	0.000	99	3266037	250.0	236.0	
11 Vinyl chloride	62	1.276	1.276	0.000	98	2890111	250.0	246.6	
12 Butadiene	54	1.288	1.288	0.000	92	3178857	250.0	248.7	
13 Bromomethane	94	1.501	1.513	-0.012	90	466629	250.0	68.6	
15 Chloroethane	64	1.584	1.596	-0.012	96	440987	250.0	63.6	
16 Dichlorofluoromethane	67	1.749	1.761	-0.012	98	1596861	250.0	115.0	
17 Trichlorofluoromethane	101	1.797	1.809	-0.012	98	1850613	250.0	155.1	
18 Ethyl ether	59	2.057	2.057	0.000	95	2699113	250.0	208.4	
19 Acrolein	56	2.163	2.164	-0.001	100	3102134	1250.0	1037.5	
21 1,1-Dichloroethene	96	2.234	2.246	-0.012	97	2403171	250.0	251.3	
22 1,1,2-Trichloro-1,2,2-trif	151	2.270	2.282	-0.012	92	1589805	250.0	255.4	
24 Acetone	43	2.329	2.317	0.012	100	2188526	500.0	492.4	
25 Iodomethane	142	2.376	2.377	-0.001	96	4308404	250.0	270.4	
26 Carbon disulfide	76	2.424	2.436	-0.012	100	7040088	250.0	288.6	
27 3-Chloro-1-propene	76	2.613	2.625	-0.012	91	1468193	250.0	276.9	
29 Methyl acetate	43	2.684	2.672	0.012	100	5430408	500.0	486.4	
30 Methylene Chloride	84	2.755	2.755	0.000	97	2246970	250.0	248.3	
31 2-Methyl-2-propanol	59	3.027	2.992	0.035	98	3067919	2500.0	2635.3	
34 Acrylonitrile	53	3.075	3.063	0.012	98	13288043	2500.0	2627.7	
32 trans-1,2-Dichloroethene	96	3.075	3.087	-0.012	99	2872303	250.0	313.8	
33 Methyl tert-butyl ether	73	3.134	3.122	0.012	98	6199370	250.0	265.4	
35 Hexane	86	3.465	3.477	-0.012	97	699724	250.0	280.5	

Compound	Sig	RT (min.)	Exp RT (min.)	Dlt RT (min.)	Q	Response	Cal Amt ug/l	OnCol Amt ug/l	Flags
36 1,1-Dichloroethane	63	3.643	3.643	0.000	96	4592700	250.0	268.5	
39 Vinyl acetate	86	3.796	3.796	0.000	97	538121	250.0	267.2	
41 2,2-Dichloropropane	97	4.589	4.589	0.000	96	506165	250.0	275.1	
42 cis-1,2-Dichloroethene	96	4.601	4.601	0.000	84	2761652	250.0	273.5	
43 2-Butanone (MEK)	43	4.707	4.696	0.011	98	3230293	500.0	473.8	
46 Chlorobromomethane	128	4.991	4.992	-0.001	92	1341415	250.0	269.6	
48 Tetrahydrofuran	42	5.086	5.086	0.000	95	2291652	500.0	483.2	
49 Chloroform	83	5.157	5.169	-0.012	96	3677865	250.0	268.3	
50 1,1,1-Trichloroethane	97	5.370	5.370	0.000	99	2607525	250.0	279.4	
51 Cyclohexane	56	5.441	5.441	0.000	96	4625640	250.0	270.0	
52 Carbon tetrachloride	117	5.607	5.607	0.000	94	2185693	250.0	269.5	
53 1,1-Dichloropropene	75	5.619	5.619	0.000	90	3219659	250.0	293.4	
54 Benzene	78	5.879	5.879	0.000	97	9879087	250.0	269.8	
56 1,2-Dichloroethane	62	5.914	5.915	-0.001	95	3092551	250.0	264.5	
55 Isobutyl alcohol	41	5.985	5.962	0.023	95	2940508	6250.0	6465.6	
58 n-Heptane	100	6.305	6.305	0.000	98	796527	250.0	286.8	
59 Trichloroethene	130	6.672	6.672	0.000	97	2558141	250.0	288.2	
62 Methylcyclohexane	83	6.861	6.861	0.000	96	4143783	250.0	278.7	
63 1,2-Dichloropropane	63	6.897	6.897	0.000	97	2866694	250.0	267.3	
65 Dibromomethane	93	7.015	7.015	0.000	97	1415743	250.0	265.7	
67 1,4-Dioxane	88	7.086	7.086	0.000	98	486466	5000.0	4994.2	
68 Dichlorobromomethane	83	7.216	7.216	0.000	97	2673515	250.0	276.0	
70 2-Chloroethyl vinyl ether	63	7.559	7.559	0.000	91	3819997	500.0	560.5	
71 cis-1,3-Dichloropropene	75	7.666	7.666	0.000	92	3945609	250.0	279.3	
73 4-Methyl-2-pentanone (MIBK	43	7.855	7.855	0.000	98	6332224	500.0	517.8	
74 Toluene	91	7.985	7.985	0.000	97	9792695	250.0	282.6	
75 trans-1,3-Dichloropropene	75	8.210	8.210	0.000	97	3397849	250.0	303.0	
76 Ethyl methacrylate	69	8.340	8.340	0.000	95	3151087	250.0	282.2	
77 1,1,2-Trichloroethane	97	8.376	8.376	0.000	90	2043691	250.0	288.5	
78 Tetrachloroethene	164	8.494	8.482	0.012	97	1906946	250.0	296.8	
79 1,3-Dichloropropane	76	8.518	8.518	0.000	99	3476243	250.0	276.2	
80 2-Hexanone	43	8.636	8.624	0.012	99	4253640	500.0	514.6	
82 Chlorodibromomethane	129	8.719	8.719	0.000	91	1949791	250.0	288.6	
83 Ethylene Dibromide	107	8.802	8.802	0.000	98	1908675	250.0	267.4	
85 Chlorobenzene	112	9.251	9.251	0.000	93	5970072	250.0	273.7	
86 1,1,1,2-Tetrachloroethane	131	9.334	9.334	0.000	97	1893585	250.0	289.9	
87 Ethylbenzene	106	9.370	9.358	0.012	97	3420749	250.0	295.0	
88 m-Xylene & p-Xylene	106	9.476	9.464	0.012	97	4090306	250.0	290.1	
89 o-Xylene	106	9.807	9.808	-0.001	94	4222797	250.0	296.5	
90 Styrene	104	9.819	9.819	0.000	94	7128609	250.0	287.0	
91 Bromoform	173	9.961	9.961	0.000	99	1028510	250.0	251.4	
92 Isopropylbenzene	105	10.139	10.127	0.012	95	8560371	250.0	276.7	
94 Bromobenzene	156	10.375	10.376	-0.001	92	2350784	250.0	229.2	
95 1,1,2,2-Tetrachloroethane	83	10.387	10.387	0.000	94	2406539	250.0	225.7	
96 1,2,3-Trichloropropane	110	10.411	10.411	0.000	88	650126	250.0	204.5	
97 trans-1,4-Dichloro-2-buten	53	10.435	10.435	0.000	84	695963	250.0	223.3	
98 N-Propylbenzene	120	10.482	10.482	0.000	97	2706332	250.0	241.5	
99 2-Chlorotoluene	126	10.541	10.541	0.000	96	2172946	250.0	227.6	
100 1,3,5-Trimethylbenzene	105	10.636	10.636	0.000	88	7718291	250.0	246.4	
101 4-Chlorotoluene	126	10.636	10.636	0.000	97	2662466	250.0	248.1	
103 tert-Butylbenzene	119	10.908	10.908	0.000	94	6163702	250.0	241.2	
105 1,2,4-Trimethylbenzene	105	10.955	10.944	0.011	95	7390531	250.0	239.4	

Compound	Sig	RT (min.)	Exp RT (min.)	Dlt RT (min.)	Q	Response	Cal Amt ug/l	OnCol Amt ug/l	Flags
107 sec-Butylbenzene	105	11.097	11.097	0.000	94	8722075	250.0	235.6	
108 1,3-Dichlorobenzene	146	11.180	11.168	0.012	99	4377528	250.0	235.9	
109 4-Isopropyltoluene	119	11.227	11.216	0.011	96	8159972	250.0	244.2	
110 1,4-Dichlorobenzene	146	11.251	11.251	0.000	96	4541993	250.0	233.6	
113 n-Butylbenzene	91	11.559	11.559	0.000	96	7810555	250.0	263.6	
114 1,2-Dichlorobenzene	146	11.559	11.559	0.000	86	4735811	250.0	253.5	
115 1,2-Dibromo-3-Chloropropan	157	12.210	12.210	0.000	90	438306	250.0	241.4	
117 1,2,4-Trichlorobenzene	180	12.908	12.908	0.000	95	3116583	250.0	262.9	
118 Hexachlorobutadiene	225	13.073	13.062	0.011	98	1380611	250.0	290.9	
119 Naphthalene	128	13.109	13.109	0.000	97	7610349	250.0	227.6	
120 1,2,3-Trichlorobenzene	180	13.310	13.310	0.000	96	3010765	250.0	264.0	
S 132 1,2-Dichloroethene, Total	96				0			587.3	
S 133 1,3-Dichloropropene, Total	75				0			582.3	
S 134 Xylenes, Total	106				0		500.0	586.5	
S 135 Trihalomethanes, Total	1				0		1000.0	1084.3	
S 157 Total BTEX	1				0		1250.0	1433.9	

QC Flag Legend

Review Flags

a - User Assigned ID

Reagents:

VMRPRIMW_00359	Amount Added:	25.00	Units: uL
VMRGAS_00314	Amount Added:	25.00	Units: uL
VMAROLISTDW_00319	Amount Added:	25.00	Units: uL
vm50ss_00377	Amount Added:	25.00	Units: uL
VM568718_00016	Amount Added:	1.00	Units: uL

Report Date: 04-Nov-2019 15:26:15 Chrom Revision: 2.3 09-Oct-2019 11:13:36

Eurofins TestAmerica, Canton

Data File: \\chromna\Canton\ChromData\A3UX14\20191102-92735.b\1422503.D

Injection Date:	02-Nov-2019 13:21:30	Instrument ID:	A3UX14	Operator ID:	002808
Lims ID:	ic			Worklist Smp#:	3
Client ID:					
Purge Vol:	5.000 mL	Dil. Factor:	1.0000	ALS Bottle#:	2
Method:	8260_14	Limit Group:	MSV 8260B ICAL		

Column: DB-624 (0.18 mm)

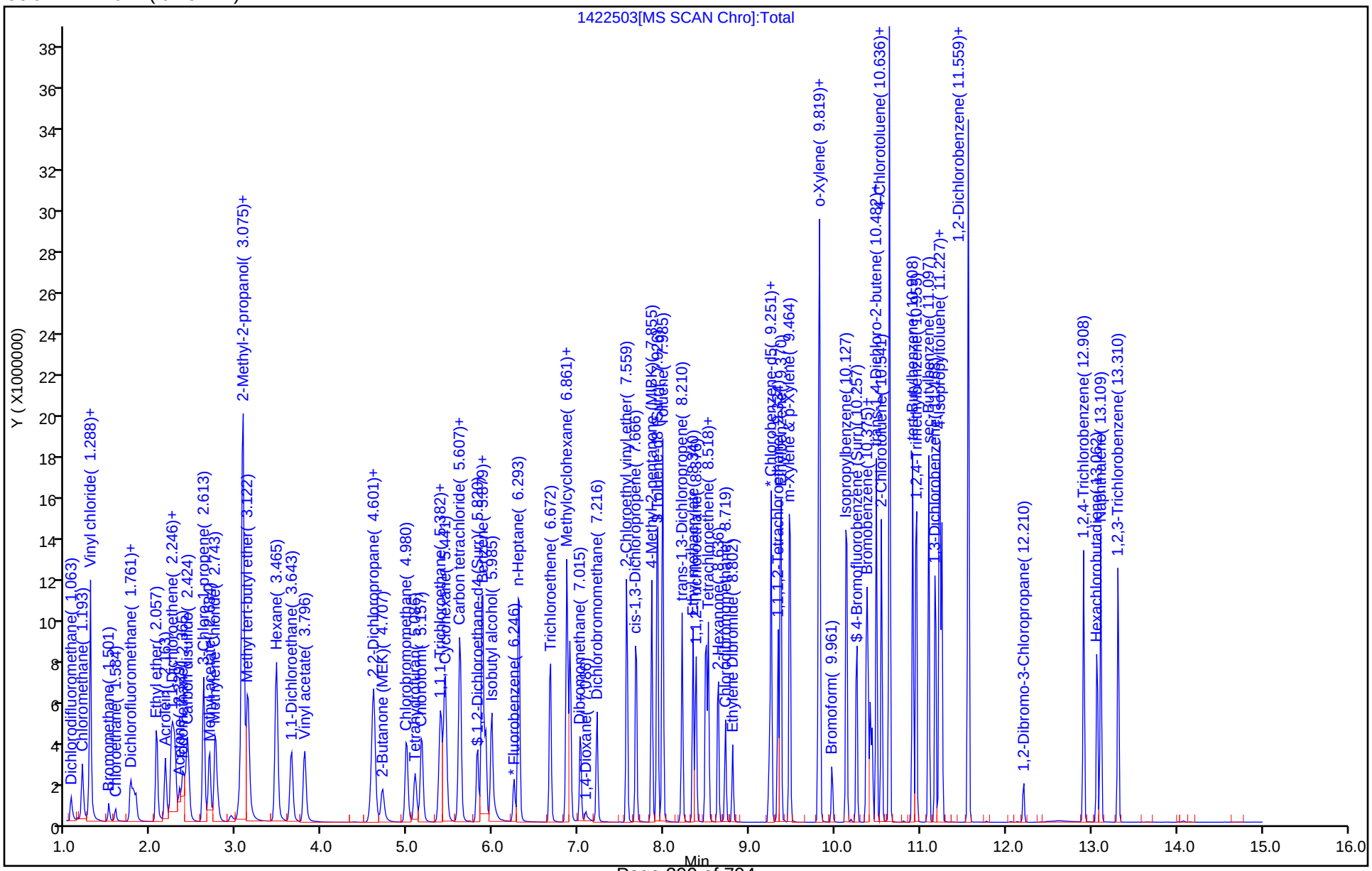

Manual Integration/User Assign Peak Report

Eurofins TestAmerica, Canton

Data File: \\chromna\Canton\ChromData\A3UX14\20191102-92735.b\1422503.D
Injection Date: 02-Nov-2019 13:21:30 Instrument ID: A3UX14
Lims ID: ic
Client ID:
Operator ID: 002808 ALS Bottle#: 2 Worklist Smp#: 3
Purge Vol: 5.000 mL Dil. Factor: 1.0000
Method: 8260_14 Limit Group: MSV 8260B ICAL
Column: DB-624 (0.18 mm) Detector MS SCAN

* 3 1,4-Dichlorobenzene-d4, CAS: 3855-82-1

Signal: 1

Processing Integration Results

Not Detected
Expected RT: 11.23

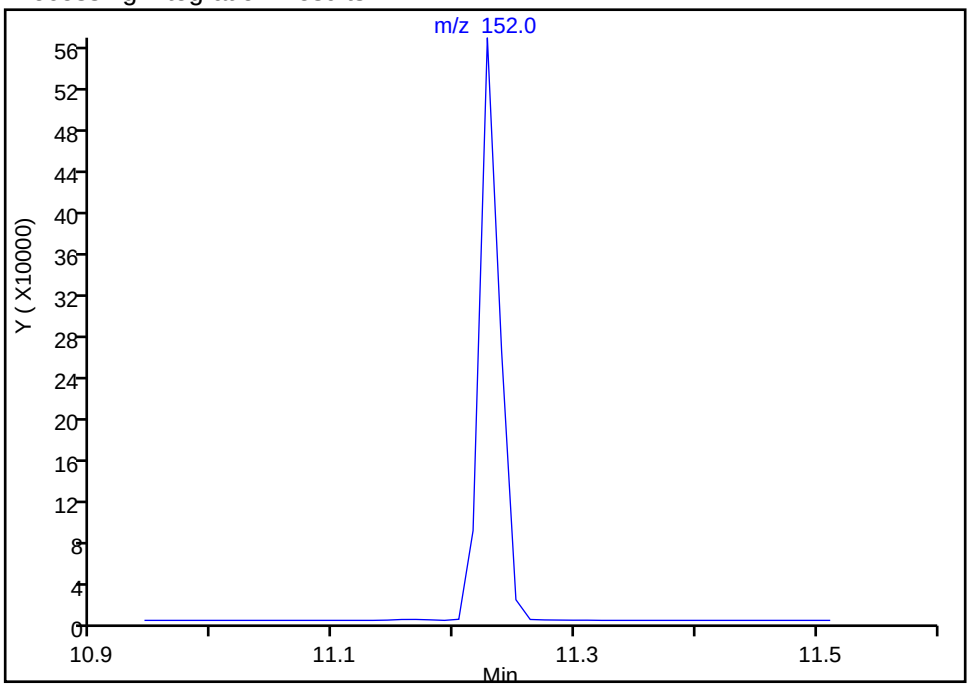

Manual Integration Results

RT: 11.23
Area: 666198
Amount: 50.000000
Amount Units: ug/l

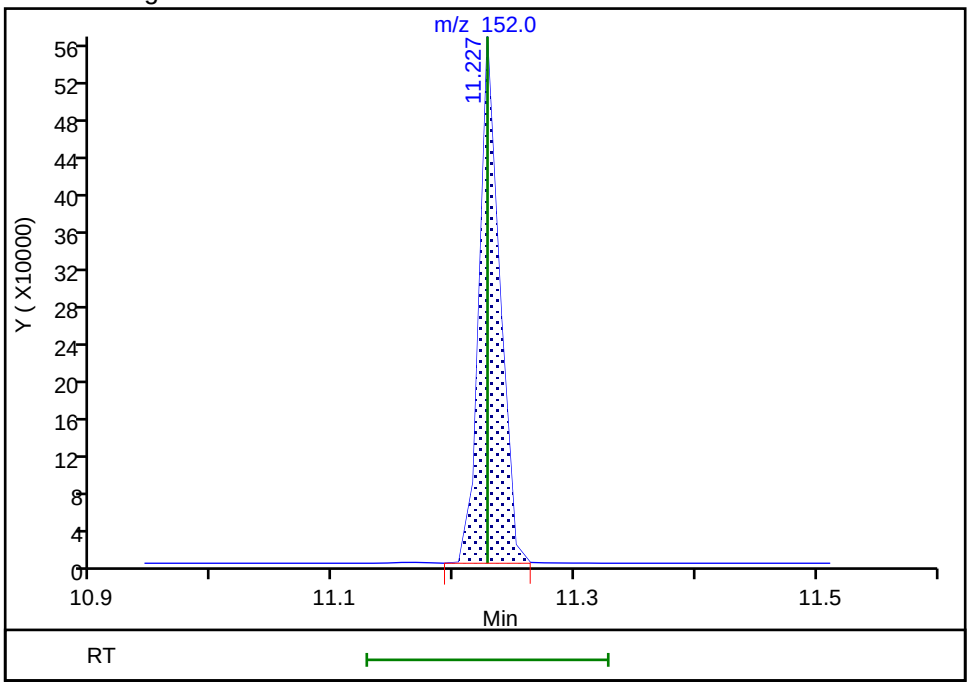

Reviewer: macenczaks, 04-Nov-2019 09:34:19
Audit Action: Assigned Compound ID Audit Reason: Peak assignment corrected

Eurofins TestAmerica, Canton
Target Compound Quantitation Report

Data File: \\chromna\Canton\ChromData\A3UX14\20191102-92735.b\1422504.D
Lims ID: ic
Client ID:
Sample Type: IC Calib Level: 8
Inject. Date: 02-Nov-2019 13:43:30 ALS Bottle#: 3 Worklist Smp#: 4
Purge Vol: 5.000 mL Dil. Factor: 1.0000
Sample Info: ic
Misc. Info.: 240-0092735-004
Operator ID: 002808 Instrument ID: A3UX14
Sublist: chrom-8260_14*sub81

Method: \\chromna\Canton\ChromData\A3UX14\20191102-92735.b\8260_14.m
Limit Group: MSV 8260B ICAL
Last Update: 04-Nov-2019 15:26:18 Calib Date: 02-Nov-2019 16:19:30
Integrator: RTE ID Type: Deconvolution ID
Quant Method: Internal Standard Quant By: Initial Calibration
Last ICal File: \\chromna\Canton\ChromData\A3UX14\20191102-92735.b\1422511.D

Column 1 : DB-624 (0.18 mm) Det: MS SCAN
Process Host: CTX0328

First Level Reviewer: macenczaks Date: 04-Nov-2019 08:49:58

Compound	Sig	RT (min.)	Exp RT (min.)	Dlt RT (min.)	Q	Response	Cal Amt ug/l	OnCol Amt ug/l	Flags
* 1 Fluorobenzene	96	6.246	6.246	0.000	100	1897898	50.0	50.0	
* 2 Chlorobenzene-d5	117	9.228	9.228	0.000	96	1317840	50.0	50.0	
* 3 1,4-Dichlorobenzene-d4	152	11.228	11.228	0.000	96	664654	50.0	50.0	
$ 4 Dibromofluoromethane (Surr	113	5.394	5.394	0.000	94	1809657	200.0	195.9	
$ 5 1,2-Dichloroethane-d4 (Sur	65	5.820	5.820	0.000	95	1899736	200.0	193.3	
$ 6 Toluene-d8 (Surr)	98	7.926	7.914	0.012	93	6874174	200.0	198.0	
$ 7 4-Bromofluorobenzene (Surr	95	10.245	10.245	0.000	0	2115663	200.0	197.7	
9 Dichlorodifluoromethane	85	1.063	1.063	0.000	99	1283205	200.0	202.8	
10 Chloromethane	50	1.193	1.193	0.000	99	2728974	200.0	183.8	
11 Vinyl chloride	62	1.276	1.276	0.000	98	2365340	200.0	188.1	
12 Butadiene	54	1.288	1.288	0.000	90	2582170	200.0	188.3	
13 Bromomethane	94	1.501	1.513	-0.012	90	402162	200.0	55.0	
15 Chloroethane	64	1.584	1.596	-0.012	97	418879	200.0	56.2	
16 Dichlorofluoromethane	67	1.761	1.761	0.000	98	1572017	200.0	105.5	
17 Trichlorofluoromethane	101	1.797	1.809	-0.012	99	1760350	200.0	137.4	
18 Ethyl ether	59	2.057	2.057	0.000	95	2378450	200.0	171.1	
19 Acrolein	56	2.164	2.164	0.000	100	2663651	1000.0	830.1	
21 1,1-Dichloroethene	96	2.246	2.246	0.000	98	2021779	200.0	197.0	
22 1,1,2-Trichloro-1,2,2-trif	151	2.282	2.282	0.000	93	1317735	200.0	197.2	
24 Acetone	43	2.329	2.317	0.012	100	1868937	400.0	390.3	
25 Iodomethane	142	2.377	2.377	0.000	96	3437008	200.0	201.0	
26 Carbon disulfide	76	2.436	2.436	0.000	100	4994274	200.0	190.8	
27 3-Chloro-1-propene	76	2.613	2.625	-0.012	91	1240626	200.0	218.0	
29 Methyl acetate	43	2.672	2.672	0.000	100	4577605	400.0	382.0	
30 Methylene Chloride	84	2.755	2.755	0.000	97	1810143	200.0	186.4	
31 2-Methyl-2-propanol	59	3.016	2.992	0.024	97	2658122	2000.0	2127.4	
34 Acrylonitrile	53	3.063	3.063	0.000	98	10973080	2000.0	2021.8	
32 trans-1,2-Dichloroethene	96	3.075	3.087	-0.012	97	2297400	200.0	233.8	
33 Methyl tert-butyl ether	73	3.122	3.122	0.000	98	5040232	200.0	201.0	
35 Hexane	86	3.465	3.477	-0.012	97	571760	200.0	213.6	

Compound	Sig	RT (min.)	Exp RT (min.)	Dlt RT (min.)	Q	Response	Cal Amt ug/l	OnCol Amt ug/l	Flags
36 1,1-Dichloroethane	63	3.643	3.643	0.000	96	3798542	200.0	206.9	
39 Vinyl acetate	86	3.797	3.796	0.000	97	465245	200.0	215.2	
41 2,2-Dichloropropane	97	4.589	4.589	0.000	94	416810	200.0	211.1	
42 cis-1,2-Dichloroethene	96	4.601	4.601	0.000	87	2249427	200.0	207.5	
43 2-Butanone (MEK)	43	4.696	4.696	0.000	98	2679954	400.0	366.2	
46 Chlorobromomethane	128	4.992	4.992	0.000	92	1094136	200.0	204.9	
48 Tetrahydrofuran	42	5.086	5.086	0.000	95	1899841	400.0	373.3	
49 Chloroform	83	5.157	5.169	-0.012	96	3037047	200.0	206.5	
50 1,1,1-Trichloroethane	97	5.370	5.370	0.000	99	2189707	200.0	218.6	
51 Cyclohexane	56	5.441	5.441	0.000	96	3828013	200.0	208.2	
52 Carbon tetrachloride	117	5.607	5.607	0.000	95	1935472	200.0	222.3	
53 1,1-Dichloropropene	75	5.619	5.619	0.000	90	2632218	200.0	223.5	
54 Benzene	78	5.879	5.879	0.000	97	8099248	200.0	206.1	
56 1,2-Dichloroethane	62	5.915	5.915	0.000	95	2554837	200.0	203.6	
55 Isobutyl alcohol	41	5.974	5.962	0.012	95	2561456	5000.0	5247.7	
58 n-Heptane	100	6.305	6.305	0.000	98	636520	200.0	213.5	
59 Trichloroethene	130	6.672	6.672	0.000	97	2060571	200.0	216.3	
62 Methylcyclohexane	83	6.861	6.861	0.000	96	3456978	200.0	216.6	
63 1,2-Dichloropropane	63	6.897	6.897	0.000	97	2347267	200.0	203.9	
65 Dibromomethane	93	7.015	7.015	0.000	97	1150334	200.0	201.2	
67 1,4-Dioxane	88	7.086	7.086	0.000	98	410174	4000.0	3923.4	
68 Dichlorobromomethane	83	7.216	7.216	0.000	97	2245352	200.0	216.0	
70 2-Chloroethyl vinyl ether	63	7.559	7.559	0.000	90	3075968	400.0	420.5	
71 cis-1,3-Dichloropropene	75	7.666	7.666	0.000	91	3223419	200.0	212.6	
73 4-Methyl-2-pentanone (MIBK	43	7.855	7.855	0.000	98	5373065	400.0	399.9	
74 Toluene	91	7.985	7.985	0.000	98	8246179	200.0	216.6	
75 trans-1,3-Dichloropropene	75	8.210	8.210	0.000	97	2821794	200.0	229.0	
76 Ethyl methacrylate	69	8.340	8.340	0.000	95	2643931	200.0	215.5	
77 1,1,2-Trichloroethane	97	8.376	8.376	0.000	90	1681658	200.0	216.1	
78 Tetrachloroethene	164	8.494	8.482	0.012	97	1552409	200.0	219.9	
79 1,3-Dichloropropane	76	8.518	8.518	0.000	99	2878562	200.0	208.2	
80 2-Hexanone	43	8.624	8.624	0.000	99	3568385	400.0	392.9	
82 Chlorodibromomethane	129	8.719	8.719	0.000	91	1669638	200.0	225.0	
83 Ethylene Dibromide	107	8.802	8.802	0.000	98	1602013	200.0	204.3	
85 Chlorobenzene	112	9.251	9.251	0.000	94	5018612	200.0	209.4	
86 1,1,1,2-Tetrachloroethane	131	9.334	9.334	0.000	97	1605386	200.0	223.7	
87 Ethylbenzene	106	9.370	9.358	0.012	97	2862499	200.0	224.7	
88 m-Xylene & p-Xylene	106	9.476	9.464	0.012	97	3415546	200.0	220.4	
89 o-Xylene	106	9.808	9.808	0.000	95	3470901	200.0	221.8	
90 Styrene	104	9.819	9.819	0.000	95	5891973	200.0	215.9	
91 Bromoform	173	9.961	9.961	0.000	99	900247	200.0	200.7	
92 Isopropylbenzene	105	10.139	10.127	0.012	95	7172627	200.0	211.0	
94 Bromobenzene	156	10.376	10.376	0.000	94	1908787	200.0	186.5	
95 1,1,2,2-Tetrachloroethane	83	10.387	10.387	0.000	93	1966174	200.0	184.8	
96 1,2,3-Trichloropropane	110	10.411	10.411	0.000	88	530813	200.0	167.4	
97 trans-1,4-Dichloro-2-buten	53	10.435	10.435	0.000	85	593967	200.0	191.0	
98 N-Propylbenzene	120	10.482	10.482	0.000	98	2181138	200.0	195.1	
99 2-Chlorotoluene	126	10.541	10.541	0.000	97	1784835	200.0	187.4	
100 1,3,5-Trimethylbenzene	105	10.636	10.636	0.000	88	6260548	200.0	200.4	
101 4-Chlorotoluene	126	10.636	10.636	0.000	98	2138954	200.0	199.8	
103 tert-Butylbenzene	119	10.908	10.908	0.000	94	4927413	200.0	193.3	
105 1,2,4-Trimethylbenzene	105	10.955	10.944	0.011	96	5897588	200.0	191.5	

Compound	Sig	RT (min.)	Exp RT (min.)	Dlt RT (min.)	Q	Response	Cal Amt ug/l	OnCol Amt ug/l	Flags
107 sec-Butylbenzene	105	11.097	11.097	0.000	93	7110190	200.0	192.5	
108 1,3-Dichlorobenzene	146	11.168	11.168	0.000	99	3421545	200.0	184.8	
109 4-Isopropyltoluene	119	11.228	11.216	0.012	97	6539474	200.0	196.1	
110 1,4-Dichlorobenzene	146	11.251	11.251	0.000	96	3546251	200.0	182.8	
113 n-Butylbenzene	91	11.559	11.559	0.000	97	6270985	200.0	212.1	
114 1,2-Dichlorobenzene	146	11.559	11.559	0.000	85	3678940	200.0	197.4	
115 1,2-Dibromo-3-Chloropropan	157	12.210	12.210	0.000	90	355815	200.0	196.4	
117 1,2,4-Trichlorobenzene	180	12.908	12.908	0.000	95	2389810	200.0	202.0	
118 Hexachlorobutadiene	225	13.073	13.062	0.011	98	1040986	200.0	219.8	
119 Naphthalene	128	13.109	13.109	0.000	97	6103464	200.0	183.0	
120 1,2,3-Trichlorobenzene	180	13.310	13.310	0.000	96	2293698	200.0	201.6	
S 132 1,2-Dichloroethene, Total	96				0			441.4	
S 133 1,3-Dichloropropene, Total	75				0			441.6	
S 134 Xylenes, Total	106				0		400.0	442.2	
S 135 Trihalomethanes, Total	1				0		800.0	848.1	
S 157 Total BTEX	1				0		1000.0	1089.5	

Reagents:

VMRPRIMW_00359	Amount Added:	20.00	Units: uL
VMRGAS_00314	Amount Added:	20.00	Units: uL
VMAROLISTDW_00319	Amount Added:	20.00	Units: uL
vm50ss_00377	Amount Added:	20.00	Units: uL
VM568718_00016	Amount Added:	1.00	Units: uL

Report Date: 04-Nov-2019 15:26:21 Chrom Revision: 2.3 09-Oct-2019 11:13:36

Eurofins TestAmerica, Canton

Data File: \\chromna\Canton\ChromData\A3UX14\20191102-92735.b\1422504.D

Injection Date:	02-Nov-2019 13:43:30	Instrument ID:	A3UX14	Operator ID:	002808
Lims ID:	ic			Worklist Smp#:	4
Client ID:					
Purge Vol:	5.000 mL	Dil. Factor:	1.0000	ALS Bottle#:	3
Method:	8260_14	Limit Group:	MSV 8260B ICAL		

Column: DB-624 (0.18 mm)

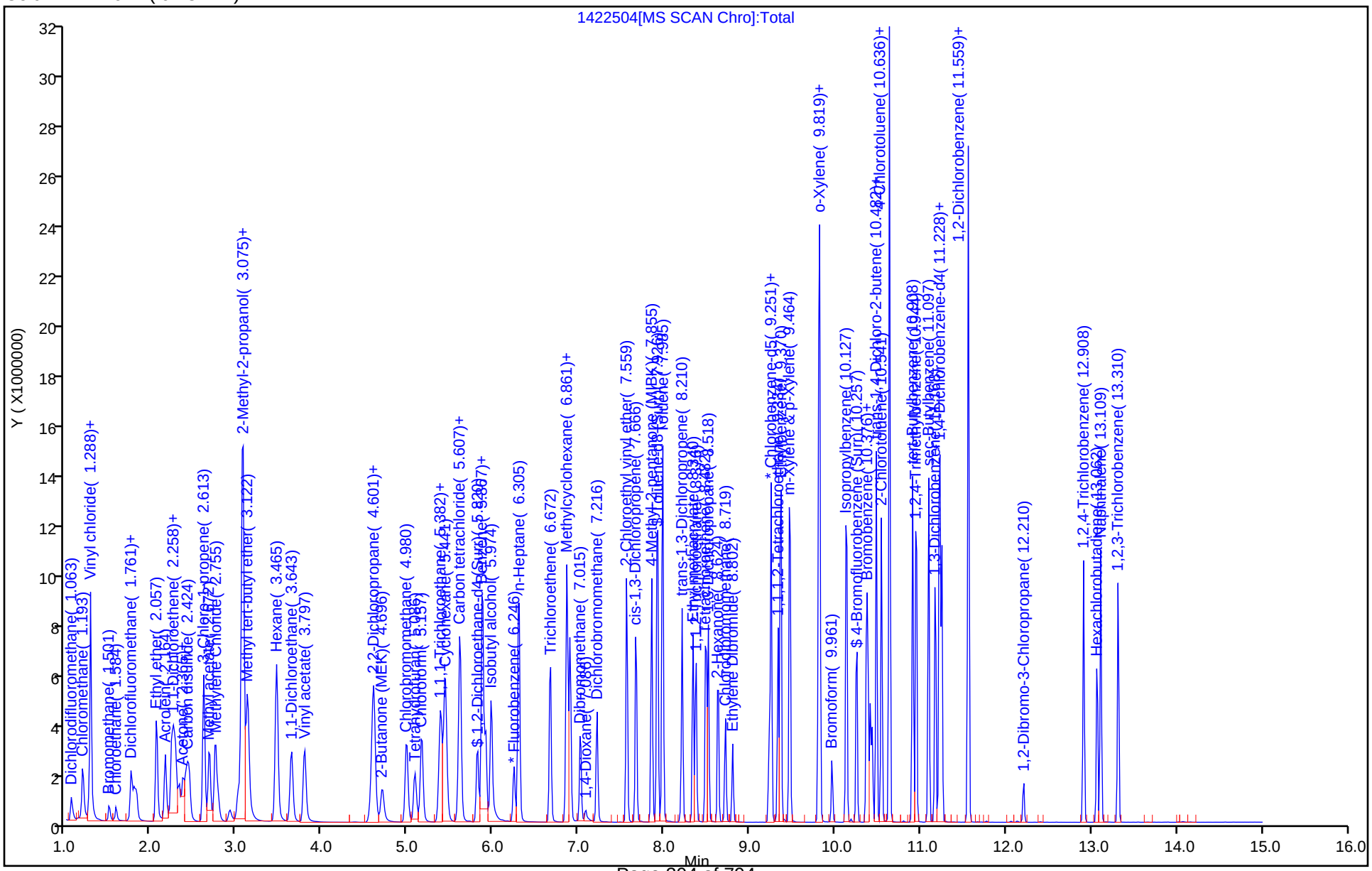

Eurofins TestAmerica, Canton
Target Compound Quantitation Report

Data File: \\chromna\Canton\ChromData\A3UX14\20191102-92735.b\1422505.D
Lims ID: ic
Client ID:
Sample Type: IC Calib Level: 7
Inject. Date: 02-Nov-2019 14:06:30 ALS Bottle#: 4 Worklist Smp#: 5
Purge Vol: 5.000 mL Dil. Factor: 1.0000
Sample Info: ic
Misc. Info.: 240-0092735-005
Operator ID: 002808 Instrument ID: A3UX14
Sublist: chrom-8260_14*sub81

Method: \\chromna\Canton\ChromData\A3UX14\20191102-92735.b\8260_14.m
Limit Group: MSV 8260B ICAL
Last Update: 04-Nov-2019 15:26:24 Calib Date: 02-Nov-2019 16:19:30
Integrator: RTE ID Type: Deconvolution ID
Quant Method: Internal Standard Quant By: Initial Calibration
Last ICal File: \\chromna\Canton\ChromData\A3UX14\20191102-92735.b\1422511.D

Column 1 : DB-624 (0.18 mm) Det: MS SCAN
Process Host: CTX0328

First Level Reviewer: macenczaks Date: 04-Nov-2019 08:50:37

Compound	Sig	RT (min.)	Exp RT (min.)	Dlt RT (min.)	Q	Response	Cal Amt ug/l	OnCol Amt ug/l	Flags
* 1 Fluorobenzene	96	6.246	6.246	0.000	100	1621621	50.0	50.0	
* 2 Chlorobenzene-d5	117	9.228	9.228	0.000	95	1175685	50.0	50.0	
* 3 1,4-Dichlorobenzene-d4	152	11.228	11.228	0.000	98	555561	50.0	50.0	
$ 4 Dibromofluoromethane (Surr	113	5.394	5.394	0.000	94	805790	100.0	100.7	
$ 5 1,2-Dichloroethane-d4 (Sur	65	5.820	5.820	0.000	94	900835	100.0	105.2	
$ 6 Toluene-d8 (Surr)	98	7.914	7.914	0.000	93	3069968	100.0	97.7	
$ 7 4-Bromofluorobenzene (Surr	95	10.245	10.245	0.000	0	999882	100.0	101.6	
9 Dichlorodifluoromethane	85	1.063	1.063	0.000	99	608192	100.0	112.5	
10 Chloromethane	50	1.193	1.193	0.000	99	1339286	100.0	105.6	
11 Vinyl chloride	62	1.288	1.276	0.012	98	1165040	100.0	108.4	
12 Butadiene	54	1.288	1.288	0.000	92	1253541	100.0	107.0	
13 Bromomethane	94	1.513	1.513	0.000	89	281644	100.0	45.1	
15 Chloroethane	64	1.584	1.596	-0.012	98	332185	100.0	52.2	
16 Dichlorofluoromethane	67	1.761	1.761	0.000	98	1164718	100.0	91.5	
17 Trichlorofluoromethane	101	1.809	1.809	0.000	98	1127562	100.0	103.0	
18 Ethyl ether	59	2.057	2.057	0.000	95	1235246	100.0	104.0	
19 Acrolein	56	2.164	2.164	0.000	100	1408739	500.0	513.8	
21 1,1-Dichloroethene	96	2.246	2.246	0.000	98	919003	100.0	104.8	
22 1,1,2-Trichloro-1,2,2-trif	151	2.282	2.282	0.000	93	611579	100.0	107.1	
24 Acetone	43	2.329	2.317	0.012	100	898351	200.0	216.3	
25 Iodomethane	142	2.377	2.377	0.000	96	1308376	100.0	89.5	
26 Carbon disulfide	76	2.436	2.436	0.000	100	2179164	100.0	97.4	
27 3-Chloro-1-propene	76	2.613	2.625	-0.012	91	540262	100.0	111.1	
29 Methyl acetate	43	2.672	2.672	0.000	100	2160116	200.0	211.0	
30 Methylene Chloride	84	2.755	2.755	0.000	96	795637	100.0	95.9	
31 2-Methyl-2-propanol	59	3.004	2.992	0.012	98	1260932	1000.0	1181.1	
34 Acrylonitrile	53	3.063	3.063	0.000	99	5001112	1000.0	1078.5	
32 trans-1,2-Dichloroethene	96	3.075	3.087	-0.012	96	898632	100.0	107.1	
33 Methyl tert-butyl ether	73	3.122	3.122	0.000	98	2242945	100.0	104.7	
35 Hexane	86	3.477	3.477	0.000	97	236143	100.0	103.2	

Compound	Sig	RT (min.)	Exp RT (min.)	Dlt RT (min.)	Q	Response	Cal Amt ug/l	OnCol Amt ug/l	Flags
36 1,1-Dichloroethane	63	3.643	3.643	0.000	96	1655370	100.0	105.5	
39 Vinyl acetate	86	3.797	3.796	0.001	97	208624	100.0	113.0	
41 2,2-Dichloropropane	97	4.589	4.589	0.000	93	182841	100.0	108.4	
42 cis-1,2-Dichloroethene	96	4.601	4.601	0.000	84	969058	100.0	104.6	
43 2-Butanone (MEK)	43	4.696	4.696	0.000	98	1301838	200.0	208.2	
46 Chlorobromomethane	128	4.992	4.992	0.000	91	484956	100.0	106.3	
48 Tetrahydrofuran	42	5.086	5.086	0.000	95	918617	200.0	211.2	
49 Chloroform	83	5.169	5.169	0.000	96	1328308	100.0	105.7	
50 1,1,1-Trichloroethane	97	5.370	5.370	0.000	99	943238	100.0	110.2	
51 Cyclohexane	56	5.441	5.441	0.000	96	1651832	100.0	105.1	
52 Carbon tetrachloride	117	5.607	5.607	0.000	95	801628	100.0	107.8	
53 1,1-Dichloropropene	75	5.619	5.619	0.000	90	1110299	100.0	110.3	
54 Benzene	78	5.879	5.879	0.000	97	3514886	100.0	104.7	
56 1,2-Dichloroethane	62	5.915	5.915	0.000	95	1130489	100.0	105.4	
55 Isobutyl alcohol	41	5.974	5.962	0.012	95	1240503	2500.0	2974.4	
58 n-Heptane	100	6.305	6.305	0.000	98	264845	100.0	104.0	
59 Trichloroethene	130	6.672	6.672	0.000	96	880583	100.0	108.2	
62 Methylcyclohexane	83	6.861	6.861	0.000	97	1432869	100.0	105.1	
63 1,2-Dichloropropane	63	6.897	6.897	0.000	97	1040853	100.0	105.8	
65 Dibromomethane	93	7.015	7.015	0.000	96	512079	100.0	104.8	
67 1,4-Dioxane	88	7.086	7.086	0.000	97	203124	2000.0	2274.0	
68 Dichlorobromomethane	83	7.216	7.216	0.000	97	984810	100.0	110.9	
70 2-Chloroethyl vinyl ether	63	7.559	7.559	0.000	90	1379901	200.0	220.8	
71 cis-1,3-Dichloropropene	75	7.666	7.666	0.000	91	1412275	100.0	109.0	
73 4-Methyl-2-pentanone (MIBK	43	7.855	7.855	0.000	98	2625491	200.0	219.0	
74 Toluene	91	7.985	7.985	0.000	98	3584826	100.0	105.5	
75 trans-1,3-Dichloropropene	75	8.210	8.210	0.000	97	1228425	100.0	111.8	
76 Ethyl methacrylate	69	8.340	8.340	0.000	96	1200956	100.0	109.7	
77 1,1,2-Trichloroethane	97	8.376	8.376	0.000	89	740290	100.0	106.6	
78 Tetrachloroethene	164	8.482	8.482	0.000	97	656205	100.0	104.2	
79 1,3-Dichloropropane	76	8.518	8.518	0.000	99	1316285	100.0	106.7	
80 2-Hexanone	43	8.624	8.624	0.000	99	1764799	200.0	217.8	
82 Chlorodibromomethane	129	8.719	8.719	0.000	92	736753	100.0	111.3	
83 Ethylene Dibromide	107	8.802	8.802	0.000	98	745394	100.0	106.5	
85 Chlorobenzene	112	9.251	9.251	0.000	95	2256880	100.0	105.5	
86 1,1,1,2-Tetrachloroethane	131	9.334	9.334	0.000	96	708846	100.0	110.7	
87 Ethylbenzene	106	9.370	9.358	0.012	98	1213097	100.0	106.7	
88 m-Xylene & p-Xylene	106	9.464	9.464	0.000	98	1475123	100.0	106.7	
89 o-Xylene	106	9.808	9.808	0.000	95	1539153	100.0	110.2	
90 Styrene	104	9.819	9.819	0.000	95	2657889	100.0	109.2	
91 Bromoform	173	9.961	9.961	0.000	98	405874	100.0	102.6	
92 Isopropylbenzene	105	10.127	10.127	0.000	97	3290895	100.0	108.5	
94 Bromobenzene	156	10.376	10.376	0.000	94	863814	100.0	101.0	
95 1,1,2,2-Tetrachloroethane	83	10.387	10.387	0.000	94	924843	100.0	104.0	
96 1,2,3-Trichloropropane	110	10.411	10.411	0.000	87	267079	100.0	100.8	
97 trans-1,4-Dichloro-2-buten	53	10.435	10.435	0.000	87	286261	100.0	110.2	
98 N-Propylbenzene	120	10.482	10.482	0.000	99	1001331	100.0	107.1	
99 2-Chlorotoluene	126	10.541	10.541	0.000	97	814100	100.0	102.2	
100 1,3,5-Trimethylbenzene	105	10.636	10.636	0.000	88	2876686	100.0	110.1	
101 4-Chlorotoluene	126	10.636	10.636	0.000	98	960873	100.0	107.4	
103 tert-Butylbenzene	119	10.908	10.908	0.000	93	2249597	100.0	105.6	
105 1,2,4-Trimethylbenzene	105	10.944	10.944	0.000	96	2661389	100.0	103.4	

Compound	Sig	RT (min.)	Exp RT (min.)	Dlt RT (min.)	Q	Response	Cal Amt ug/l	OnCol Amt ug/l	Flags
107 sec-Butylbenzene	105	11.097	11.097	0.000	93	3322542	100.0	107.6	
108 1,3-Dichlorobenzene	146	11.168	11.168	0.000	98	1525147	100.0	98.6	
109 4-Isopropyltoluene	119	11.216	11.216	0.000	96	2966109	100.0	106.4	
110 1,4-Dichlorobenzene	146	11.251	11.251	0.000	97	1592693	100.0	98.2	
113 n-Butylbenzene	91	11.559	11.559	0.000	97	2760731	100.0	111.7	
114 1,2-Dichlorobenzene	146	11.559	11.559	0.000	99	1624225	100.0	104.3	
115 1,2-Dibromo-3-Chloropropan	157	12.210	12.210	0.000	90	167716	100.0	110.8	
117 1,2,4-Trichlorobenzene	180	12.908	12.908	0.000	95	1011961	100.0	102.3	
118 Hexachlorobutadiene	225	13.062	13.062	0.000	98	443802	100.0	112.1	
119 Naphthalene	128	13.109	13.109	0.000	97	2869110	100.0	102.9	
120 1,2,3-Trichlorobenzene	180	13.310	13.310	0.000	96	1004167	100.0	105.6	
S 132 1,2-Dichloroethene, Total	96				0			211.7	
S 133 1,3-Dichloropropene, Total	75				0			220.8	
S 134 Xylenes, Total	106				0		200.0	217.0	
S 135 Trihalomethanes, Total	1				0		400.0	430.4	
S 157 Total BTEX	1				0		500.0	533.9	

Reagents:

VMRPRIMW_00359	Amount Added:	10.00	Units: uL
VMRGAS_00314	Amount Added:	10.00	Units: uL
VMAROLISTDW_00319	Amount Added:	10.00	Units: uL
vm50ss_00377	Amount Added:	10.00	Units: uL
VM568718_00016	Amount Added:	1.00	Units: uL

Report Date: 04-Nov-2019 15:26:26 Chrom Revision: 2.3 09-Oct-2019 11:13:36

Eurofins TestAmerica, Canton

Data File: \\chromna\Canton\ChromData\A3UX14\20191102-92735.b\1422505.D

Injection Date:	02-Nov-2019 14:06:30	Instrument ID:	A3UX14	Operator ID:	002808
Lims ID:	ic			Worklist Smp#:	5
Client ID:					
Purge Vol:	5.000 mL	Dil. Factor:	1.0000	ALS Bottle#:	4
Method:	8260_14	Limit Group:	MSV 8260B ICAL		

Column: DB-624 (0.18 mm)

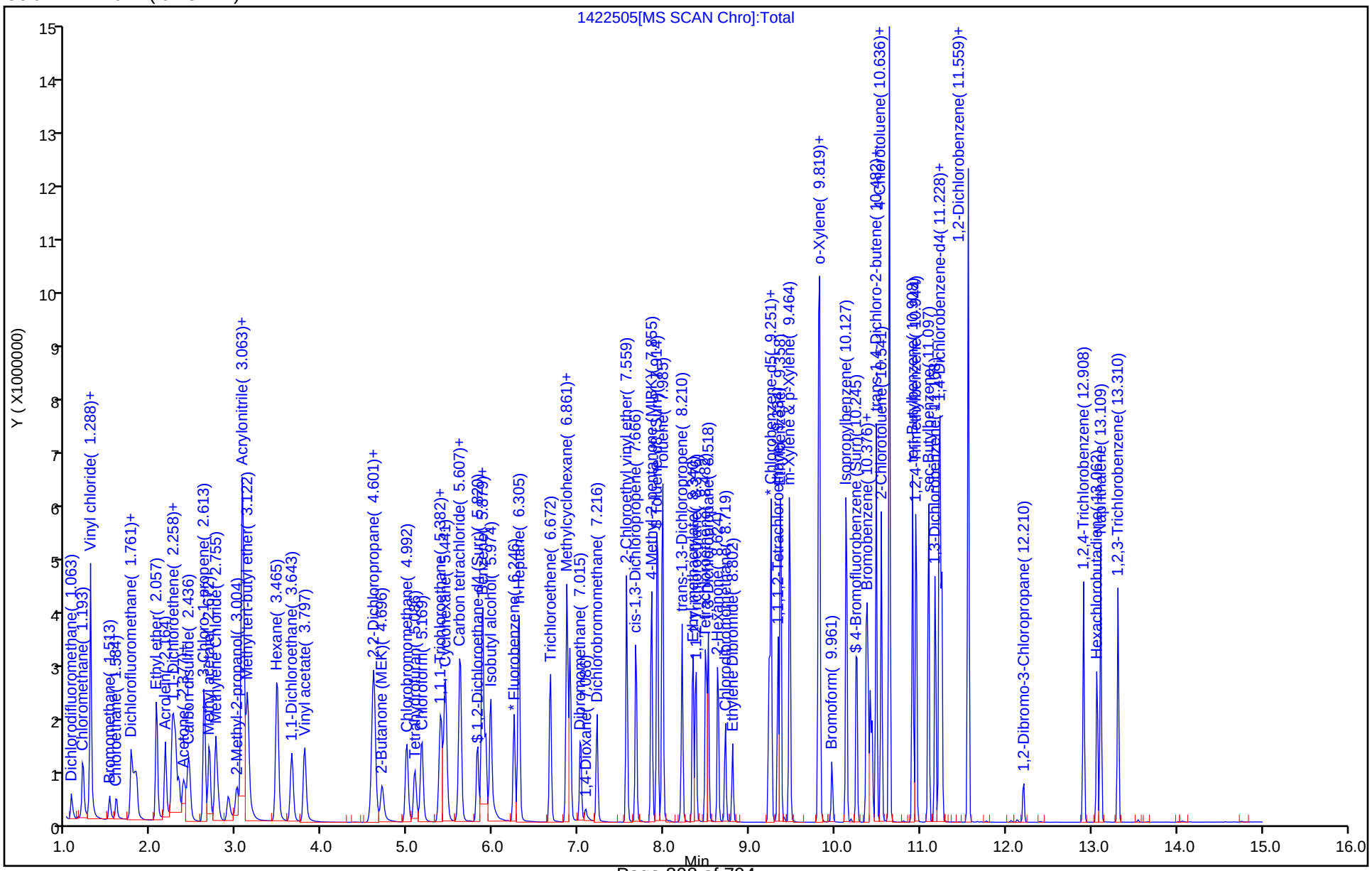

Eurofins TestAmerica, Canton
Target Compound Quantitation Report

Data File: \\chromna\Canton\ChromData\A3UX14\20191102-92735.b\1422506.D
Lims ID: icis
Client ID:
Sample Type: ICIS Calib Level: 6
Inject. Date: 02-Nov-2019 14:28:30 ALS Bottle#: 5 Worklist Smp#: 6
Purge Vol: 5.000 mL Dil. Factor: 1.0000
Sample Info: icis
Misc. Info.: 240-0092735-006
Operator ID: 002808 Instrument ID: A3UX14
Sublist: chrom-8260_14*sub81

Method: \\chromna\Canton\ChromData\A3UX14\20191102-92735.b\8260_14.m
Limit Group: MSV 8260B ICAL
Last Update: 04-Nov-2019 15:26:30 Calib Date: 02-Nov-2019 16:19:30
Integrator: RTE ID Type: Deconvolution ID
Quant Method: Internal Standard Quant By: Initial Calibration
Last ICal File: \\chromna\Canton\ChromData\A3UX14\20191102-92735.b\1422511.D

Column 1 : DB-624 (0.18 mm) Det: MS SCAN
Process Host: CTX0328

First Level Reviewer: macenczaks Date: 04-Nov-2019 15:23:36

Compound	Sig	RT (min.)	Exp RT (min.)	Dlt RT (min.)	Q	Response	Cal Amt ug/l	OnCol Amt ug/l	Flags
* 1 Fluorobenzene	96	6.246	6.246	0.000	100	1737951	50.0	50.0	
* 2 Chlorobenzene-d5	117	9.228	9.228	0.000	95	1299835	50.0	50.0	
* 3 1,4-Dichlorobenzene-d4	152	11.228	11.228	0.000	93	575291	50.0	50.0	
$ 4 Dibromofluoromethane (Surr	113	5.394	5.394	0.000	77	416834	50.0	47.1	
$ 5 1,2-Dichloroethane-d4 (Sur	65	5.820	5.820	0.000	95	469707	50.0	48.8	
$ 6 Toluene-d8 (Surr)	98	7.914	7.914	0.000	85	1648587	50.0	46.0	
$ 7 4-Bromofluorobenzene (Surr	95	10.245	10.245	0.000	0	550450	50.0	49.9	
9 Dichlorodifluoromethane	85	1.063	1.063	0.000	86	296226	50.0	51.1	
10 Chloromethane	50	1.193	1.193	0.000	88	673542	50.0	49.5	
11 Vinyl chloride	62	1.276	1.276	0.000	67	591059	50.0	51.3	
12 Butadiene	54	1.288	1.288	0.000	87	633091	50.0	50.4	
13 Bromomethane	94	1.513	1.513	0.000	89	258125	50.0	38.6	
15 Chloroethane	64	1.596	1.596	0.000	83	280014	50.0	41.1	
16 Dichlorofluoromethane	67	1.761	1.761	0.000	83	687341	50.0	50.4	
17 Trichlorofluoromethane	101	1.809	1.809	0.000	80	629636	50.0	53.7	
18 Ethyl ether	59	2.057	2.057	0.000	95	643358	50.0	50.5	
19 Acrolein	56	2.164	2.164	0.000	84	716273	250.0	243.8	
21 1,1-Dichloroethene	96	2.246	2.246	0.000	89	486884	50.0	51.8	
22 1,1,2-Trichloro-1,2,2-trif	151	2.282	2.282	0.000	86	300608	50.0	49.1	
24 Acetone	43	2.317	2.317	0.000	86	467778	100.0	101.2	
25 Iodomethane	142	2.377	2.377	0.000	96	784155	50.0	50.1	
26 Carbon disulfide	76	2.436	2.436	0.000	100	1124737	50.0	46.9	
27 3-Chloro-1-propene	76	2.625	2.625	0.000	90	268288	50.0	51.5	
29 Methyl acetate	43	2.672	2.672	0.000	97	1048150	100.0	95.5	
30 Methylene Chloride	84	2.755	2.755	0.000	89	421275	50.0	47.4	
31 2-Methyl-2-propanol	59	2.992	2.992	0.000	82	446570	500.0	390.3	
34 Acrylonitrile	53	3.063	3.063	0.000	99	2370893	500.0	477.0	
32 trans-1,2-Dichloroethene	96	3.087	3.087	0.000	91	436724	50.0	48.5	
33 Methyl tert-butyl ether	73	3.122	3.122	0.000	87	1124936	50.0	49.0	
35 Hexane	86	3.477	3.477	0.000	97	118284	50.0	48.2	

Compound	Sig	RT (min.)	Exp RT (min.)	Dlt RT (min.)	Q	Response	Cal Amt ug/l	OnCol Amt ug/l	Flags
36 1,1-Dichloroethane	63	3.643	3.643	0.000	85	840573	50.0	50.0	
39 Vinyl acetate	86	3.796	3.796	0.000	97	105297	50.0	53.2	
41 2,2-Dichloropropane	97	4.589	4.589	0.000	54	95456	50.0	52.8	
42 cis-1,2-Dichloroethene	96	4.601	4.601	0.000	61	485690	50.0	48.9	
43 2-Butanone (MEK)	43	4.696	4.696	0.000	96	637009	100.0	95.1	
46 Chlorobromomethane	128	4.992	4.992	0.000	90	241676	50.0	49.4	
48 Tetrahydrofuran	42	5.086	5.086	0.000	95	447359	100.0	96.0	
49 Chloroform	83	5.169	5.169	0.000	82	660599	50.0	49.0	
50 1,1,1-Trichloroethane	97	5.370	5.370	0.000	92	474129	50.0	51.7	
51 Cyclohexane	56	5.441	5.441	0.000	95	856585	50.0	50.9	
52 Carbon tetrachloride	117	5.607	5.607	0.000	69	397437	50.0	49.9	
53 1,1-Dichloropropene	75	5.619	5.619	0.000	86	552193	50.0	51.2	
54 Benzene	78	5.879	5.879	0.000	96	1761380	50.0	48.9	
56 1,2-Dichloroethane	62	5.915	5.915	0.000	88	568144	50.0	49.4	
55 Isobutyl alcohol	41	5.962	5.962	0.000	93	562949	1250.0	1259.5	
58 n-Heptane	100	6.305	6.305	0.000	93	133427	50.0	48.9	
59 Trichloroethene	130	6.672	6.672	0.000	87	440429	50.0	50.5	
62 Methylcyclohexane	83	6.861	6.861	0.000	97	731304	50.0	50.0	
63 1,2-Dichloropropane	63	6.897	6.897	0.000	90	516829	50.0	49.0	
65 Dibromomethane	93	7.015	7.015	0.000	92	257854	50.0	49.2	
67 1,4-Dioxane	88	7.086	7.086	0.000	98	97775	1000.0	1021.3	
68 Dichlorobromomethane	83	7.216	7.216	0.000	92	486074	50.0	51.1	
70 2-Chloroethyl vinyl ether	63	7.559	7.559	0.000	86	677461	100.0	101.1	
71 cis-1,3-Dichloropropene	75	7.666	7.666	0.000	84	717227	50.0	51.7	
73 4-Methyl-2-pentanone (MIBK	43	7.855	7.855	0.000	97	1316314	100.0	99.3	
74 Toluene	91	7.985	7.985	0.000	99	1801185	50.0	48.0	
75 trans-1,3-Dichloropropene	75	8.210	8.210	0.000	93	623729	50.0	51.3	
76 Ethyl methacrylate	69	8.340	8.340	0.000	88	612996	50.0	50.7	
77 1,1,2-Trichloroethane	97	8.376	8.376	0.000	82	370833	50.0	48.3	
78 Tetrachloroethene	164	8.482	8.482	0.000	86	325414	50.0	46.7	
79 1,3-Dichloropropane	76	8.518	8.518	0.000	97	665703	50.0	48.8	
80 2-Hexanone	43	8.624	8.624	0.000	98	895503	100.0	100.0	
82 Chlorodibromomethane	129	8.719	8.719	0.000	89	361134	50.0	49.3	
83 Ethylene Dibromide	107	8.802	8.802	0.000	98	380249	50.0	49.2	
85 Chlorobenzene	112	9.251	9.251	0.000	94	1149854	50.0	48.6	
86 1,1,1,2-Tetrachloroethane	131	9.334	9.334	0.000	91	359052	50.0	50.7	
87 Ethylbenzene	106	9.358	9.358	0.000	98	625075	50.0	49.7	
88 m-Xylene & p-Xylene	106	9.464	9.464	0.000	98	759700	50.0	49.7	
89 o-Xylene	106	9.808	9.808	0.000	94	761510	50.0	49.3	
90 Styrene	104	9.819	9.819	0.000	95	1311154	50.0	48.7	
91 Bromoform	173	9.961	9.961	0.000	96	195722	50.0	46.0	
92 Isopropylbenzene	105	10.127	10.127	0.000	96	1726166	50.0	51.5	
94 Bromobenzene	156	10.376	10.376	0.000	69	446972	50.0	50.5	
95 1,1,2,2-Tetrachloroethane	83	10.387	10.387	0.000	85	474817	50.0	51.6	
96 1,2,3-Trichloropropane	110	10.411	10.411	0.000	53	137309	50.0	50.0	
97 trans-1,4-Dichloro-2-buten	53	10.435	10.435	0.000	71	139777	50.0	51.9	
98 N-Propylbenzene	120	10.482	10.482	0.000	91	498753	50.0	51.5	
99 2-Chlorotoluene	126	10.541	10.541	0.000	96	416313	50.0	50.5	
100 1,3,5-Trimethylbenzene	105	10.636	10.636	0.000	86	1433582	50.0	53.0	
101 4-Chlorotoluene	126	10.636	10.636	0.000	98	474125	50.0	51.2	
103 tert-Butylbenzene	119	10.908	10.908	0.000	78	1171854	50.0	53.1	
105 1,2,4-Trimethylbenzene	105	10.944	10.944	0.000	70	1339326	50.0	50.2	

Compound	Sig	RT (min.)	Exp RT (min.)	Dlt RT (min.)	Q	Response	Cal Amt ug/l	OnCol Amt ug/l	Flags
107 sec-Butylbenzene	105	11.097	11.097	0.000	93	1702263	50.0	53.2	
108 1,3-Dichlorobenzene	146	11.168	11.168	0.000	84	770312	50.0	48.1	
109 4-Isopropyltoluene	119	11.216	11.216	0.000	93	1488998	50.0	51.6	
110 1,4-Dichlorobenzene	146	11.251	11.251	0.000	97	803134	50.0	47.8	
113 n-Butylbenzene	91	11.559	11.559	0.000	97	1326057	50.0	51.8	
114 1,2-Dichlorobenzene	146	11.559	11.559	0.000	73	766944	50.0	47.5	
115 1,2-Dibromo-3-Chloropropan	157	12.210	12.210	0.000	89	78625	50.0	50.1	
117 1,2,4-Trichlorobenzene	180	12.908	12.908	0.000	93	471161	50.0	46.0	
118 Hexachlorobutadiene	225	13.062	13.062	0.000	91	204052	50.0	49.8	
119 Naphthalene	128	13.109	13.109	0.000	96	1338474	50.0	46.4	
120 1,2,3-Trichlorobenzene	180	13.310	13.310	0.000	93	462013	50.0	46.9	
S 134 Xylenes, Total	106				0		100.0	99.0	
S 135 Trihalomethanes, Total	1				0		200.0	195.4	
S 157 Total BTEX	1				0		250.0	245.7	

Reagents:

VMAROLISTDW_00319	Amount Added:	5.00	Units: uL
VMRGAS_00314	Amount Added:	5.00	Units: uL
VMRPRIMW_00359	Amount Added:	5.00	Units: uL
vm50ss_00377	Amount Added:	5.00	Units: uL
VM568718_00016	Amount Added:	1.00	Units: uL

Report Date: 04-Nov-2019 15:26:32 Chrom Revision: 2.3 09-Oct-2019 11:13:36

Eurofins TestAmerica, Canton

Data File: \\chromna\Canton\ChromData\A3UX14\20191102-92735.b\1422506.D

Injection Date:	02-Nov-2019 14:28:30	Instrument ID:	A3UX14	Operator ID:	002808
Lims ID:	icis			Worklist Smp#:	6
Client ID:					
Purge Vol:	5.000 mL	Dil. Factor:	1.0000	ALS Bottle#:	5
Method:	8260_14	Limit Group:	MSV 8260B ICAL		

Column: DB-624 (0.18 mm)

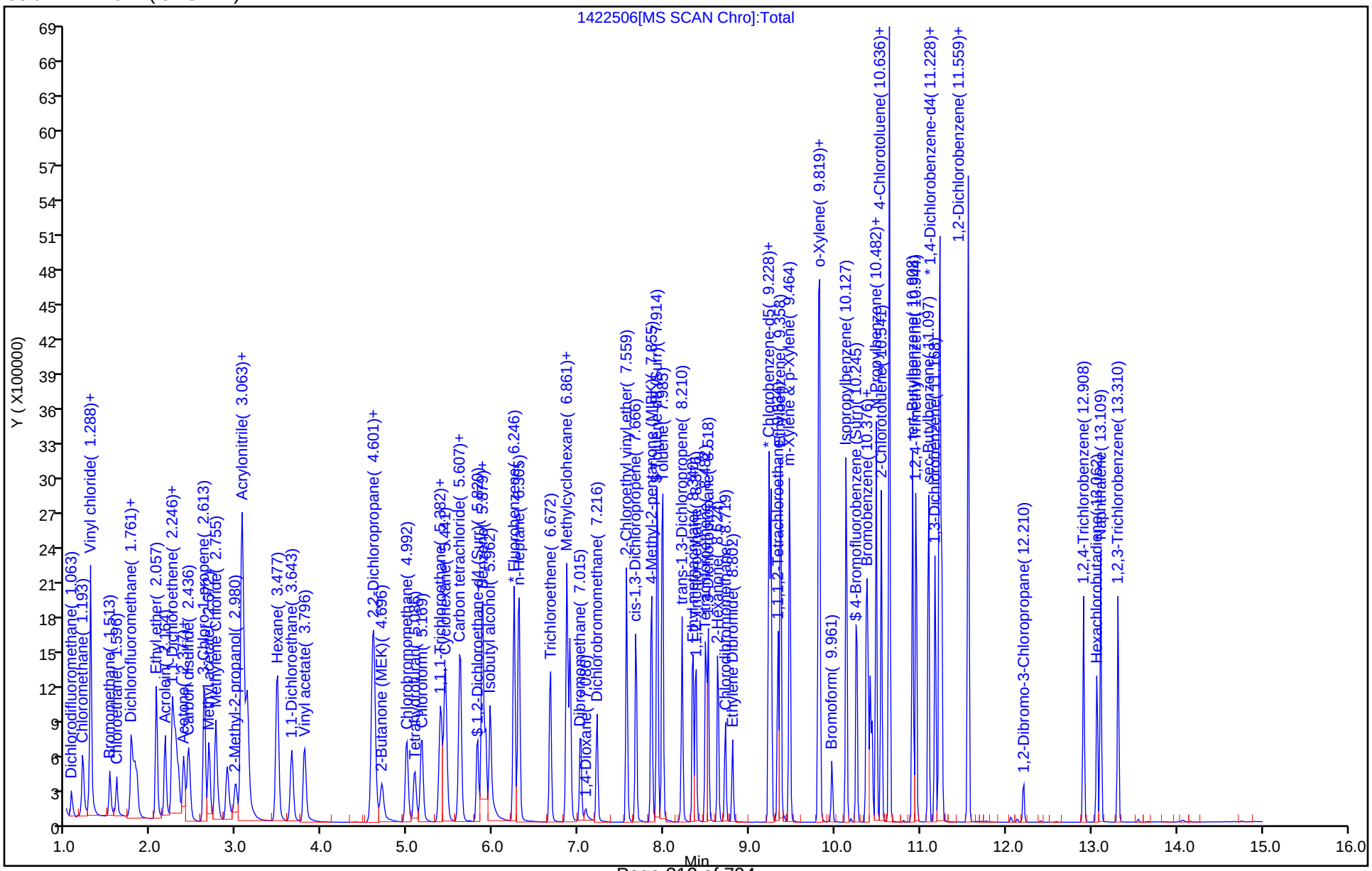

Eurofins TestAmerica, Canton
Target Compound Quantitation Report

Data File: \\chromna\Canton\ChromData\A3UX14\20191102-92735.b\1422507.D
Lims ID: ic
Client ID:
Sample Type: IC Calib Level: 5
Inject. Date: 02-Nov-2019 14:50:30 ALS Bottle#: 6 Worklist Smp#: 7
Purge Vol: 5.000 mL Dil. Factor: 1.0000
Sample Info: ic
Misc. Info.: 240-0092735-007
Operator ID: 002808 Instrument ID: A3UX14
Sublist: chrom-8260_14*sub81

Method: \\chromna\Canton\ChromData\A3UX14\20191102-92735.b\8260_14.m
Limit Group: MSV 8260B ICAL
Last Update: 04-Nov-2019 15:26:36 Calib Date: 02-Nov-2019 16:19:30
Integrator: RTE ID Type: Deconvolution ID
Quant Method: Internal Standard Quant By: Initial Calibration
Last ICal File: \\chromna\Canton\ChromData\A3UX14\20191102-92735.b\1422511.D

Column 1 : DB-624 (0.18 mm) Det: MS SCAN
Process Host: CTX0328

First Level Reviewer: macenczaks Date: 04-Nov-2019 08:52:03

Compound	Sig	RT (min.)	Exp RT (min.)	Dlt RT (min.)	Q	Response	Cal Amt ug/l	OnCol Amt ug/l	Flags
* 1 Fluorobenzene	96	6.246	6.246	0.000	100	1580982	50.0	50.0	
* 2 Chlorobenzene-d5	117	9.228	9.228	0.000	96	1190740	50.0	50.0	
* 3 1,4-Dichlorobenzene-d4	152	11.228	11.228	0.000	98	533768	50.0	50.0	
$ 4 Dibromofluoromethane (Surr	113	5.394	5.394	0.000	94	171094	20.0	19.6	
$ 5 1,2-Dichloroethane-d4 (Sur	65	5.808	5.820	-0.012	94	196630	20.0	20.0	
$ 6 Toluene-d8 (Surr)	98	7.914	7.914	0.000	93	666838	20.0	18.8	
$ 7 4-Bromofluorobenzene (Surr	95	10.245	10.245	0.000	0	227368	20.0	19.4	
9 Dichlorodifluoromethane	85	1.063	1.063	0.000	99	102961	20.0	19.5	
10 Chloromethane	50	1.193	1.193	0.000	99	259562	20.0	21.0	
11 Vinyl chloride	62	1.276	1.276	0.000	97	223807	20.0	21.4	
12 Butadiene	54	1.288	1.288	0.000	91	243309	20.0	21.3	
13 Bromomethane	94	1.513	1.513	0.000	88	132933	20.0	21.8	
15 Chloroethane	64	1.596	1.596	0.000	100	127632	20.0	20.6	
16 Dichlorofluoromethane	67	1.761	1.761	0.000	97	269049	20.0	21.7	
17 Trichlorofluoromethane	101	1.809	1.809	0.000	99	235254	20.0	22.0	
18 Ethyl ether	59	2.057	2.057	0.000	95	249129	20.0	21.5	
19 Acrolein	56	2.164	2.164	0.000	99	273886	100.0	102.5	
21 1,1-Dichloroethene	96	2.246	2.246	0.000	98	179866	20.0	21.0	
22 1,1,2-Trichloro-1,2,2-trif	151	2.282	2.282	0.000	92	112276	20.0	20.2	
24 Acetone	43	2.317	2.317	0.000	99	191524	40.0	41.4	
25 Iodomethane	142	2.377	2.377	0.000	95	295402	20.0	20.7	
26 Carbon disulfide	76	2.436	2.436	0.000	100	405608	20.0	18.6	
27 3-Chloro-1-propene	76	2.613	2.625	-0.012	91	96883	20.0	20.4	
29 Methyl acetate	43	2.672	2.672	0.000	100	393674	40.0	39.4	
30 Methylene Chloride	84	2.755	2.755	0.000	96	161962	20.0	20.0	
31 2-Methyl-2-propanol	59	2.980	2.992	-0.012	98	191361	200.0	183.9	
34 Acrylonitrile	53	3.051	3.063	-0.012	100	888491	200.0	196.5	
32 trans-1,2-Dichloroethene	96	3.075	3.087	-0.012	95	158020	20.0	19.3	
33 Methyl tert-butyl ether	73	3.122	3.122	0.000	98	421773	20.0	20.2	
35 Hexane	86	3.477	3.477	0.000	97	41850	20.0	18.8	

Compound	Sig	RT (min.)	Exp RT (min.)	Dlt RT (min.)	Q	Response	Cal Amt ug/l	OnCol Amt ug/l	Flags
36 1,1-Dichloroethane	63	3.643	3.643	0.000	96	313701	20.0	20.5	
39 Vinyl acetate	86	3.796	3.796	0.000	97	38761	20.0	21.5	
41 2,2-Dichloropropane	97	4.589	4.589	0.000	78	35455	20.0	21.6	
42 cis-1,2-Dichloroethene	96	4.601	4.601	0.000	83	183078	20.0	20.3	
43 2-Butanone (MEK)	43	4.696	4.696	0.000	98	246270	40.0	40.4	
46 Chlorobromomethane	128	4.992	4.992	0.000	93	92288	20.0	20.7	
48 Tetrahydrofuran	42	5.086	5.086	0.000	95	167289	40.0	39.5	
49 Chloroform	83	5.157	5.169	-0.012	96	249564	20.0	20.4	
50 1,1,1-Trichloroethane	97	5.370	5.370	0.000	99	172241	20.0	20.6	
51 Cyclohexane	56	5.441	5.441	0.000	95	313444	20.0	20.5	
52 Carbon tetrachloride	117	5.595	5.607	-0.012	95	140357	20.0	19.4	
53 1,1-Dichloropropene	75	5.619	5.619	0.000	90	204973	20.0	20.9	
54 Benzene	78	5.867	5.879	-0.012	97	666155	20.0	20.3	
56 1,2-Dichloroethane	62	5.915	5.915	0.000	95	215403	20.0	20.6	
55 Isobutyl alcohol	41	5.962	5.962	0.000	95	217279	500.0	534.4	
58 n-Heptane	100	6.305	6.305	0.000	97	46361	20.0	18.7	
59 Trichloroethene	130	6.672	6.672	0.000	96	164418	20.0	20.7	
62 Methylcyclohexane	83	6.861	6.861	0.000	97	264545	20.0	19.9	
63 1,2-Dichloropropane	63	6.897	6.897	0.000	97	194488	20.0	20.3	
65 Dibromomethane	93	7.015	7.015	0.000	97	97360	20.0	20.4	
67 1,4-Dioxane	88	7.086	7.086	0.000	99	39404	400.0	452.5	
68 Dichlorobromomethane	83	7.216	7.216	0.000	97	178555	20.0	20.6	
70 2-Chloroethyl vinyl ether	63	7.559	7.559	0.000	90	248973	40.0	40.9	
71 cis-1,3-Dichloropropene	75	7.666	7.666	0.000	91	265721	20.0	21.0	
73 4-Methyl-2-pentanone (MIBK	43	7.855	7.855	0.000	98	501390	40.0	41.3	
74 Toluene	91	7.985	7.985	0.000	98	669596	20.0	19.5	
75 trans-1,3-Dichloropropene	75	8.210	8.210	0.000	97	224504	20.0	20.2	
76 Ethyl methacrylate	69	8.340	8.340	0.000	96	224462	20.0	20.2	
77 1,1,2-Trichloroethane	97	8.376	8.376	0.000	89	138896	20.0	19.8	
78 Tetrachloroethene	164	8.482	8.482	0.000	96	120615	20.0	18.9	
79 1,3-Dichloropropane	76	8.518	8.518	0.000	98	246991	20.0	19.8	
80 2-Hexanone	43	8.624	8.624	0.000	99	349222	40.0	42.6	
82 Chlorodibromomethane	129	8.719	8.719	0.000	91	128610	20.0	19.2	
83 Ethylene Dibromide	107	8.802	8.802	0.000	98	143785	20.0	20.3	
85 Chlorobenzene	112	9.251	9.251	0.000	95	435776	20.0	20.1	
86 1,1,1,2-Tetrachloroethane	131	9.334	9.334	0.000	96	131569	20.0	20.3	
87 Ethylbenzene	106	9.358	9.358	0.000	98	232874	20.0	20.2	
88 m-Xylene & p-Xylene	106	9.464	9.464	0.000	98	281265	20.0	20.1	
89 o-Xylene	106	9.808	9.808	0.000	95	284356	20.0	20.1	
90 Styrene	104	9.819	9.819	0.000	96	488260	20.0	19.8	
91 Bromoform	173	9.961	9.961	0.000	98	69579	20.0	19.2	
92 Isopropylbenzene	105	10.127	10.127	0.000	96	644138	20.0	21.0	
94 Bromobenzene	156	10.376	10.376	0.000	96	171061	20.0	20.8	
95 1,1,2,2-Tetrachloroethane	83	10.387	10.387	0.000	93	185502	20.0	21.7	
96 1,2,3-Trichloropropane	110	10.411	10.411	0.000	88	54646	20.0	21.5	
97 trans-1,4-Dichloro-2-buten	53	10.435	10.435	0.000	79	52774	20.0	21.1	
98 N-Propylbenzene	120	10.482	10.482	0.000	99	195442	20.0	21.8	
99 2-Chlorotoluene	126	10.541	10.541	0.000	97	164581	20.0	21.5	
100 1,3,5-Trimethylbenzene	105	10.636	10.636	0.000	88	533180	20.0	21.2	
101 4-Chlorotoluene	126	10.636	10.636	0.000	97	174575	20.0	20.3	
103 tert-Butylbenzene	119	10.908	10.908	0.000	93	443021	20.0	21.6	
105 1,2,4-Trimethylbenzene	105	10.944	10.944	0.000	97	528056	20.0	21.4	

Compound	Sig	RT (min.)	Exp RT (min.)	Dlt RT (min.)	Q	Response	Cal Amt ug/l	OnCol Amt ug/l	Flags
107 sec-Butylbenzene	105	11.097	11.097	0.000	93	655804	20.0	22.1	
108 1,3-Dichlorobenzene	146	11.168	11.168	0.000	99	308668	20.0	20.8	
109 4-Isopropyltoluene	119	11.216	11.216	0.000	98	578366	20.0	21.6	
110 1,4-Dichlorobenzene	146	11.251	11.251	0.000	97	321017	20.0	20.6	
113 n-Butylbenzene	91	11.559	11.559	0.000	98	505074	20.0	21.3	
114 1,2-Dichlorobenzene	146	11.559	11.559	0.000	98	306939	20.0	20.5	
115 1,2-Dibromo-3-Chloropropan	157	12.210	12.210	0.000	84	29907	20.0	20.6	
117 1,2,4-Trichlorobenzene	180	12.908	12.908	0.000	94	184723	20.0	19.4	
118 Hexachlorobutadiene	225	13.062	13.062	0.000	98	80463	20.0	21.2	
119 Naphthalene	128	13.109	13.109	0.000	97	541432	20.0	20.2	
120 1,2,3-Trichlorobenzene	180	13.310	13.310	0.000	96	180614	20.0	19.8	
S 132 1,2-Dichloroethene, Total	96				0			39.6	
S 133 1,3-Dichloropropene, Total	75				0			41.2	
S 134 Xylenes, Total	106				0		40.0	40.2	
S 135 Trihalomethanes, Total	1				0		80.0	79.4	
S 157 Total BTEX	1				0		100.0	100.2	

Reagents:

VMRPRIMW_00359	Amount Added:	2.00	Units: uL
VMRGAS_00314	Amount Added:	2.00	Units: uL
VMAROLISTDW_00319	Amount Added:	2.00	Units: uL
vm50ss_00377	Amount Added:	2.00	Units: uL
VM568718_00016	Amount Added:	1.00	Units: uL

Report Date: 04-Nov-2019 15:26:38 Chrom Revision: 2.3 09-Oct-2019 11:13:36

Eurofins TestAmerica, Canton

Data File: \\chromna\Canton\ChromData\A3UX14\20191102-92735.b\1422507.D

Injection Date:	02-Nov-2019 14:50:30	Instrument ID:	A3UX14	Operator ID:	002808
Lims ID:	ic			Worklist Smp#:	7
Client ID:					
Purge Vol:	5.000 mL	Dil. Factor:	1.0000	ALS Bottle#:	6
Method:	8260_14	Limit Group:	MSV 8260B ICAL		

Column: DB-624 (0.18 mm)

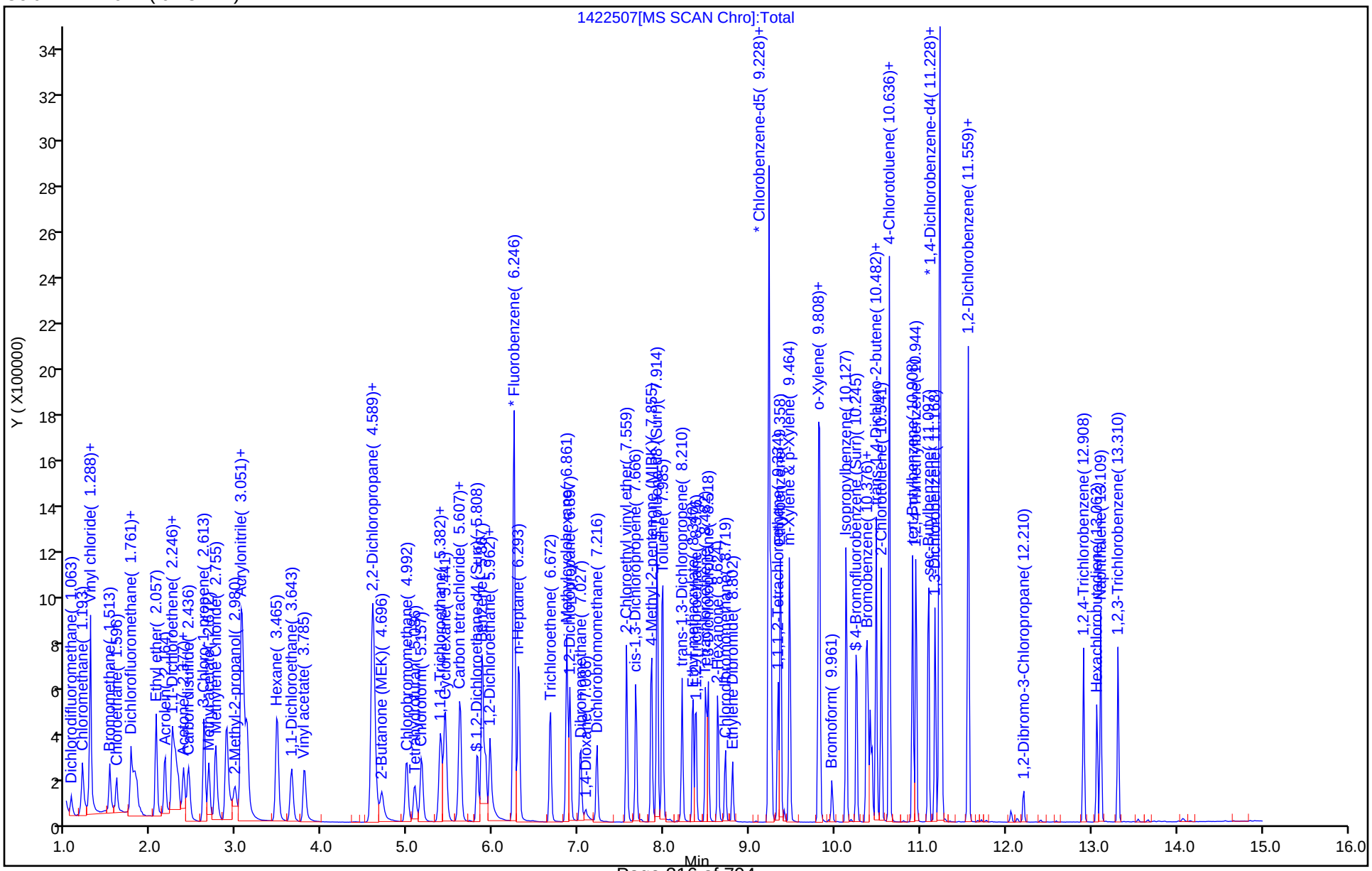

Eurofins TestAmerica, Canton
Target Compound Quantitation Report

Data File: \\chromna\Canton\ChromData\A3UX14\20191102-92735.b\1422508.D
Lims ID: ic
Client ID:
Sample Type: IC Calib Level: 4
Inject. Date: 02-Nov-2019 15:12:30 ALS Bottle#: 7 Worklist Smp#: 8
Purge Vol: 5.000 mL Dil. Factor: 1.0000
Sample Info: ic
Misc. Info.: 240-0092735-008
Operator ID: 002808 Instrument ID: A3UX14
Sublist: chrom-8260_14*sub81

Method: \\chromna\Canton\ChromData\A3UX14\20191102-92735.b\8260_14.m
Limit Group: MSV 8260B ICAL
Last Update: 04-Nov-2019 15:26:40 Calib Date: 02-Nov-2019 16:19:30
Integrator: RTE ID Type: Deconvolution ID
Quant Method: Internal Standard Quant By: Initial Calibration
Last ICal File: \\chromna\Canton\ChromData\A3UX14\20191102-92735.b\1422511.D

Column 1 : DB-624 (0.18 mm) Det: MS SCAN
Process Host: CTX0328

First Level Reviewer: macenczaks Date: 04-Nov-2019 08:52:43

Compound	Sig	RT (min.)	Exp RT (min.)	Dlt RT (min.)	Q	Response	Cal Amt ug/l	OnCol Amt ug/l	Flags
* 1 Fluorobenzene	96	6.246	6.246	0.000	100	1690282	50.0	50.0	
* 2 Chlorobenzene-d5	117	9.228	9.228	0.000	96	1271520	50.0	50.0	
* 3 1,4-Dichlorobenzene-d4	152	11.227	11.228	-0.001	99	552154	50.0	50.0	
$ 4 Dibromofluoromethane (Surr	113	5.394	5.394	0.000	94	103598	10.0	9.81	
$ 5 1,2-Dichloroethane-d4 (Sur	65	5.820	5.820	0.000	93	120822	10.0	9.55	
$ 6 Toluene-d8 (Surr)	98	7.914	7.914	0.000	93	414532	10.0	9.76	
$ 7 4-Bromofluorobenzene (Surr	95	10.245	10.245	0.000	0	140307	10.0	9.79	
9 Dichlorodifluoromethane	85	1.063	1.063	0.000	99	54229	10.0	9.62	
10 Chloromethane	50	1.205	1.193	0.012	100	128214	10.0	9.69	
11 Vinyl chloride	62	1.288	1.276	0.012	97	111273	10.0	9.93	
12 Butadiene	54	1.288	1.288	0.000	92	123841	10.0	10.1	
13 Bromomethane	94	1.513	1.513	0.000	89	69729	10.0	10.7	
15 Chloroethane	64	1.595	1.596	-0.001	100	65996	10.0	9.95	
16 Dichlorofluoromethane	67	1.773	1.761	0.012	97	128856	10.0	9.71	
17 Trichlorofluoromethane	101	1.808	1.809	-0.001	97	113797	10.0	9.98	
18 Ethyl ether	59	2.057	2.057	0.000	95	125306	10.0	10.1	
19 Acrolein	56	2.163	2.164	-0.001	99	143145	50.0	50.1	
21 1,1-Dichloroethene	96	2.246	2.246	0.000	97	93391	10.0	10.2	
22 1,1,2-Trichloro-1,2,2-trif	151	2.294	2.282	0.012	91	56425	10.0	9.48	
24 Acetone	43	2.317	2.317	0.000	100	108847	20.0	18.5	
25 Iodomethane	142	2.376	2.377	-0.001	96	110447	10.0	7.25	
26 Carbon disulfide	76	2.436	2.436	0.000	100	205817	10.0	8.83	
27 3-Chloro-1-propene	76	2.625	2.625	0.000	91	48744	10.0	9.62	
29 Methyl acetate	43	2.672	2.672	0.000	100	198026	20.0	18.6	
30 Methylene Chloride	84	2.755	2.755	0.000	96	81548	10.0	9.43	
31 2-Methyl-2-propanol	59	2.980	2.992	-0.012	98	102342	100.0	92.0	
34 Acrylonitrile	53	3.051	3.063	-0.012	99	449400	100.0	93.0	
32 trans-1,2-Dichloroethene	96	3.086	3.087	-0.001	95	81256	10.0	9.29	
33 Methyl tert-butyl ether	73	3.122	3.122	0.000	98	210519	10.0	9.43	
35 Hexane	86	3.477	3.477	0.000	97	22596	10.0	9.48	

Compound	Sig	RT (min.)	Exp RT (min.)	Dlt RT (min.)	Q	Response	Cal Amt ug/l	OnCol Amt ug/l	Flags
36 1,1-Dichloroethane	63	3.643	3.643	0.000	96	155750	10.0	9.53	
39 Vinyl acetate	86	3.796	3.796	0.000	97	18711	10.0	9.72	
41 2,2-Dichloropropane	97	4.589	4.589	0.000	44	17261	10.0	9.81	
42 cis-1,2-Dichloroethene	96	4.601	4.601	0.000	83	92093	10.0	9.54	
43 2-Butanone (MEK)	43	4.708	4.696	0.012	98	125073	20.0	19.2	
46 Chlorobromomethane	128	4.991	4.992	-0.001	92	45466	10.0	9.56	
48 Tetrahydrofuran	42	5.086	5.086	0.000	95	92726	20.0	20.5	
49 Chloroform	83	5.169	5.169	0.000	95	124631	10.0	9.51	
50 1,1,1-Trichloroethane	97	5.370	5.370	0.000	98	86777	10.0	9.73	
51 Cyclohexane	56	5.441	5.441	0.000	95	160339	10.0	9.79	
52 Carbon tetrachloride	117	5.607	5.607	0.000	94	69034	10.0	8.90	
53 1,1-Dichloropropene	75	5.619	5.619	0.000	89	99413	10.0	9.48	
54 Benzene	78	5.879	5.879	0.000	96	331813	10.0	9.48	
56 1,2-Dichloroethane	62	5.914	5.915	-0.001	95	104281	10.0	9.33	
55 Isobutyl alcohol	41	5.962	5.962	0.000	95	99483	250.0	228.8	
58 n-Heptane	100	6.305	6.305	0.000	96	23730	10.0	8.94	
59 Trichloroethene	130	6.672	6.672	0.000	97	81666	10.0	9.62	
62 Methylcyclohexane	83	6.861	6.861	0.000	97	134335	10.0	9.45	
63 1,2-Dichloropropane	63	6.897	6.897	0.000	97	96133	10.0	9.38	
65 Dibromomethane	93	7.015	7.015	0.000	95	47327	10.0	9.29	
67 1,4-Dioxane	88	7.086	7.086	0.000	98	17411	200.0	187.0	
68 Dichlorobromomethane	83	7.216	7.216	0.000	97	85586	10.0	9.24	
70 2-Chloroethyl vinyl ether	63	7.559	7.559	0.000	90	118737	20.0	18.2	
71 cis-1,3-Dichloropropene	75	7.666	7.666	0.000	91	126310	10.0	9.35	
73 4-Methyl-2-pentanone (MIBK	43	7.855	7.855	0.000	98	243813	20.0	18.8	
74 Toluene	91	7.985	7.985	0.000	98	333327	10.0	9.07	
75 trans-1,3-Dichloropropene	75	8.210	8.210	0.000	98	106949	10.0	9.00	
76 Ethyl methacrylate	69	8.340	8.340	0.000	96	107363	10.0	9.07	
77 1,1,2-Trichloroethane	97	8.376	8.376	0.000	91	66905	10.0	8.91	
78 Tetrachloroethene	164	8.482	8.482	0.000	95	60196	10.0	8.84	
79 1,3-Dichloropropane	76	8.518	8.518	0.000	99	124703	10.0	9.35	
80 2-Hexanone	43	8.624	8.624	0.000	99	168957	20.0	19.3	
82 Chlorodibromomethane	129	8.719	8.719	0.000	91	59694	10.0	8.34	
83 Ethylene Dibromide	107	8.802	8.802	0.000	98	71428	10.0	9.44	
85 Chlorobenzene	112	9.251	9.251	0.000	97	210964	10.0	9.12	
86 1,1,1,2-Tetrachloroethane	131	9.334	9.334	0.000	95	63141	10.0	9.12	
87 Ethylbenzene	106	9.370	9.358	0.012	98	112127	10.0	9.12	
88 m-Xylene & p-Xylene	106	9.464	9.464	0.000	98	139056	10.0	9.30	
89 o-Xylene	106	9.807	9.808	-0.001	95	135137	10.0	8.95	
90 Styrene	104	9.819	9.819	0.000	95	231788	10.0	8.80	
91 Bromoform	173	9.961	9.961	0.000	97	30572	10.0	9.26	
92 Isopropylbenzene	105	10.127	10.127	0.000	96	316313	10.0	9.65	
94 Bromobenzene	156	10.375	10.376	-0.001	94	82528	10.0	9.71	
95 1,1,2,2-Tetrachloroethane	83	10.387	10.387	0.000	95	88531	10.0	10.0	
96 1,2,3-Trichloropropane	110	10.411	10.411	0.000	89	26923	10.0	10.2	
97 trans-1,4-Dichloro-2-buten	53	10.435	10.435	0.000	73	24040	10.0	9.31	
98 N-Propylbenzene	120	10.482	10.482	0.000	99	93077	10.0	10.0	
99 2-Chlorotoluene	126	10.541	10.541	0.000	97	78417	10.0	9.91	
100 1,3,5-Trimethylbenzene	105	10.636	10.636	0.000	87	254040	10.0	9.79	
101 4-Chlorotoluene	126	10.636	10.636	0.000	98	84356	10.0	9.48	
103 tert-Butylbenzene	119	10.908	10.908	0.000	93	214431	10.0	10.1	
105 1,2,4-Trimethylbenzene	105	10.943	10.944	-0.001	96	250619	10.0	9.80	

Compound	Sig	RT (min.)	Exp RT (min.)	Dlt RT (min.)	Q	Response	Cal Amt ug/l	OnCol Amt ug/l	Flags
107 sec-Butylbenzene	105	11.097	11.097	0.000	93	313219	10.0	10.2	
108 1,3-Dichlorobenzene	146	11.168	11.168	0.000	99	144439	10.0	9.39	
109 4-Isopropyltoluene	119	11.216	11.216	0.000	98	275162	10.0	9.93	
110 1,4-Dichlorobenzene	146	11.251	11.251	0.000	97	153130	10.0	9.50	
113 n-Butylbenzene	91	11.559	11.559	0.000	99	238748	10.0	9.72	
114 1,2-Dichlorobenzene	146	11.559	11.559	0.000	97	142496	10.0	9.20	
115 1,2-Dibromo-3-Chloropropan	157	12.210	12.210	0.000	84	14613	10.0	9.71	
117 1,2,4-Trichlorobenzene	180	12.908	12.908	0.000	95	86820	10.0	8.83	
118 Hexachlorobutadiene	225	13.073	13.062	0.011	97	35871	10.0	9.12	
119 Naphthalene	128	13.109	13.109	0.000	97	251731	10.0	9.08	
120 1,2,3-Trichlorobenzene	180	13.310	13.310	0.000	96	84633	10.0	8.95	
S 132 1,2-Dichloroethene, Total	96				0			18.8	
S 133 1,3-Dichloropropene, Total	75				0			18.4	
S 134 Xylenes, Total	106				0		20.0	18.3	
S 135 Trihalomethanes, Total	1				0		40.0	36.4	
S 157 Total BTEX	1				0		50.0	45.9	

Reagents:

VMAROLISTDW_00319	Amount Added:	1.00	Units: uL
VMRGAS_00314	Amount Added:	1.00	Units: uL
VMRPRIMW_00359	Amount Added:	1.00	Units: uL
vm50ss_00377	Amount Added:	1.00	Units: uL
VM568718_00016	Amount Added:	1.00	Units: uL

Report Date: 04-Nov-2019 15:26:42 Chrom Revision: 2.3 09-Oct-2019 11:13:36

Eurofins TestAmerica, Canton

Data File: \\chromna\Canton\ChromData\A3UX14\20191102-92735.b\1422508.D

Injection Date:	02-Nov-2019 15:12:30	Instrument ID:	A3UX14	Operator ID:	002808
Lims ID:	ic			Worklist Smp#:	8
Client ID:					
Purge Vol:	5.000 mL	Dil. Factor:	1.0000	ALS Bottle#:	7
Method:	8260_14	Limit Group:	MSV 8260B ICAL		

Column: DB-624 (0.18 mm)

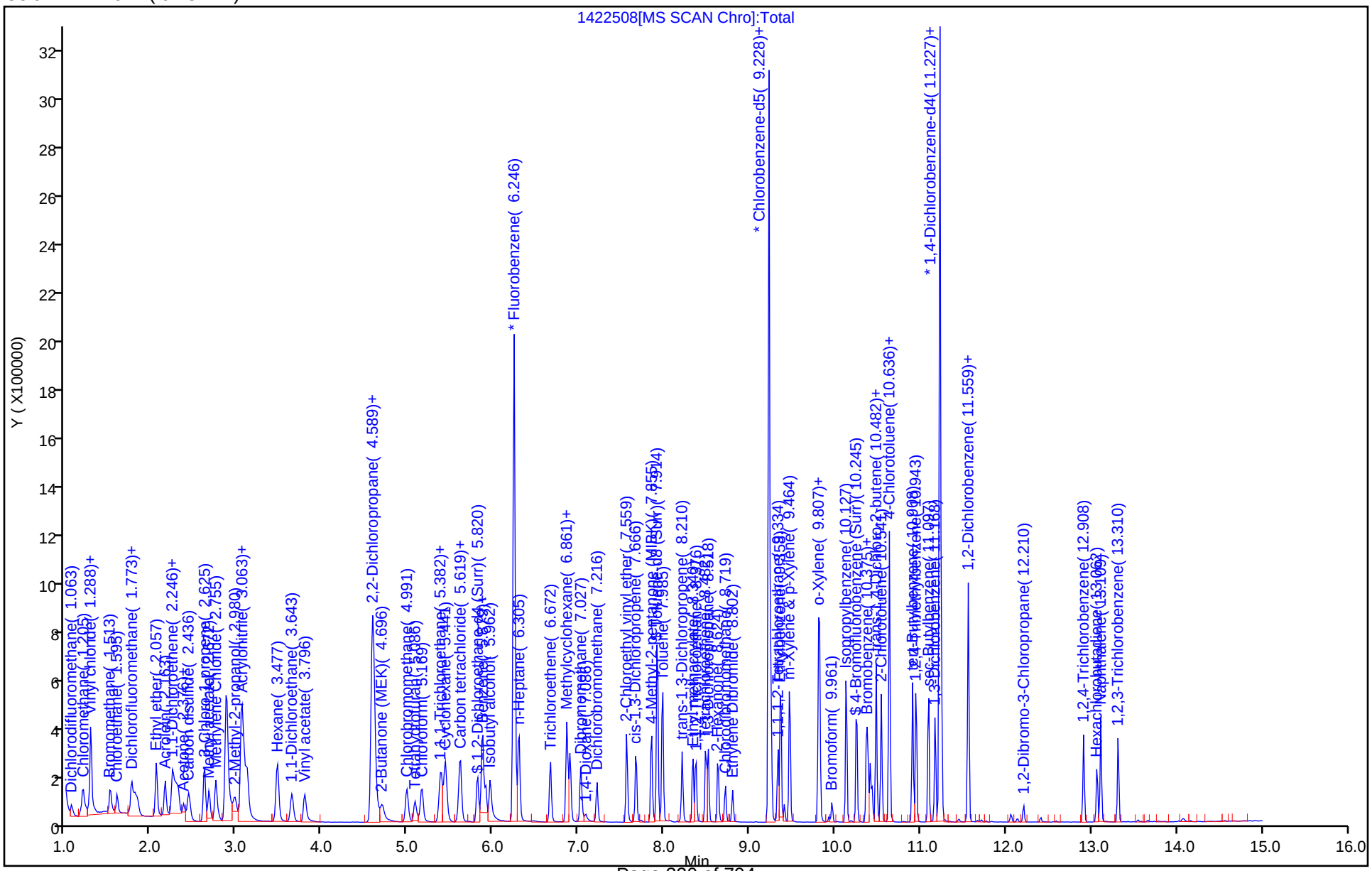

Eurofins TestAmerica, Canton
Target Compound Quantitation Report

Data File: \\chromna\Canton\ChromData\A3UX14\20191102-92735.b\1422509.D
Lims ID: ic
Client ID:
Sample Type: IC Calib Level: 3
Inject. Date: 02-Nov-2019 15:34:30 ALS Bottle#: 8 Worklist Smp#: 9
Purge Vol: 5.000 mL Dil. Factor: 1.0000
Sample Info: ic
Misc. Info.: 240-0092735-009
Operator ID: 002808 Instrument ID: A3UX14
Sublist: chrom-8260_14*sub81

Method: \\chromna\Canton\ChromData\A3UX14\20191102-92735.b\8260_14.m
Limit Group: MSV 8260B ICAL
Last Update: 04-Nov-2019 15:26:45 Calib Date: 02-Nov-2019 16:19:30
Integrator: RTE ID Type: Deconvolution ID
Quant Method: Internal Standard Quant By: Initial Calibration
Last ICal File: \\chromna\Canton\ChromData\A3UX14\20191102-92735.b\1422511.D

Column 1 : DB-624 (0.18 mm) Det: MS SCAN
Process Host: CTX0328

First Level Reviewer: macenczaks Date: 04-Nov-2019 08:53:21

Compound	Sig	RT (min.)	Exp RT (min.)	Dlt RT (min.)	Q	Response	Cal Amt ug/l	OnCol Amt ug/l	Flags
* 1 Fluorobenzene	96	6.246	6.246	0.000	100	1657727	50.0	50.0	
* 2 Chlorobenzene-d5	117	9.228	9.228	0.000	96	1235194	50.0	50.0	
* 3 1,4-Dichlorobenzene-d4	152	11.228	11.228	0.000	99	531049	50.0	50.0	
$ 4 Dibromofluoromethane (Surr	113	5.394	5.394	0.000	94	66738	5.00	5.43	
$ 5 1,2-Dichloroethane-d4 (Sur	65	5.820	5.820	0.000	91	81937	5.00	5.19	
$ 6 Toluene-d8 (Surr)	98	7.914	7.914	0.000	93	276129	5.00	5.81	
$ 7 4-Bromofluorobenzene (Surr	95	10.245	10.245	0.000	0	92338	5.00	5.36	
9 Dichlorodifluoromethane	85	1.063	1.063	0.000	99	23366	5.00	4.23	
10 Chloromethane	50	1.193	1.193	0.000	99	61294	5.00	4.73	
11 Vinyl chloride	62	1.276	1.276	0.000	98	53789	5.00	4.90	
12 Butadiene	54	1.288	1.288	0.000	89	57878	5.00	4.83	
13 Bromomethane	94	1.513	1.513	0.000	88	34053	5.00	5.34	
15 Chloroethane	64	1.596	1.596	0.000	100	32265	5.00	4.96	
16 Dichlorofluoromethane	67	1.761	1.761	0.000	96	63162	5.00	4.85	
17 Trichlorofluoromethane	101	1.809	1.809	0.000	98	52309	5.00	4.68	
18 Ethyl ether	59	2.057	2.057	0.000	95	62473	5.00	5.15	
19 Acrolein	56	2.164	2.164	0.000	99	72876	25.0	26.0	
21 1,1-Dichloroethene	96	2.246	2.246	0.000	97	46126	5.00	5.15	
22 1,1,2-Trichloro-1,2,2-trif	151	2.294	2.282	0.012	91	28655	5.00	4.91	
24 Acetone	43	2.317	2.317	0.000	100	71074	10.0	9.83	
25 Iodomethane	142	2.377	2.377	0.000	96	82790	5.00	5.54	
26 Carbon disulfide	76	2.436	2.436	0.000	100	131763	5.00	5.76	
27 3-Chloro-1-propene	76	2.625	2.625	0.000	90	22927	5.00	4.61	
29 Methyl acetate	43	2.672	2.672	0.000	100	104612	10.0	10.0	
30 Methylene Chloride	84	2.755	2.755	0.000	96	41677	5.00	4.91	
31 2-Methyl-2-propanol	59	2.980	2.992	-0.012	97	60807	50.0	55.7	
34 Acrylonitrile	53	3.051	3.063	-0.012	100	232392	50.0	49.0	
32 trans-1,2-Dichloroethene	96	3.087	3.087	0.000	95	39262	5.00	4.58	
33 Methyl tert-butyl ether	73	3.122	3.122	0.000	98	105376	5.00	4.81	
35 Hexane	86	3.477	3.477	0.000	97	10835	5.00	4.63	

Compound	Sig	RT (min.)	Exp RT (min.)	Dlt RT (min.)	Q	Response	Cal Amt ug/l	OnCol Amt ug/l	Flags
36 1,1-Dichloroethane	63	3.643	3.643	0.000	96	79418	5.00	4.95	
39 Vinyl acetate	86	3.797	3.796	0.001	97	8851	5.00	4.69	
41 2,2-Dichloropropane	97	4.589	4.589	0.000	42	8984	5.00	5.21	
42 cis-1,2-Dichloroethene	96	4.601	4.601	0.000	85	45880	5.00	4.85	
43 2-Butanone (MEK)	43	4.708	4.696	0.012	98	68076	10.0	10.7	
46 Chlorobromomethane	128	4.992	4.992	0.000	92	22966	5.00	4.92	
48 Tetrahydrofuran	42	5.086	5.086	0.000	94	48630	10.0	10.9	
49 Chloroform	83	5.157	5.169	-0.012	96	62116	5.00	4.83	
50 1,1,1-Trichloroethane	97	5.370	5.370	0.000	98	43551	5.00	4.98	
51 Cyclohexane	56	5.441	5.441	0.000	96	79713	5.00	4.96	
52 Carbon tetrachloride	117	5.607	5.607	0.000	96	33363	5.00	4.39	
53 1,1-Dichloropropene	75	5.619	5.619	0.000	91	51406	5.00	5.00	
54 Benzene	78	5.867	5.879	-0.012	96	169868	5.00	4.95	
56 1,2-Dichloroethane	62	5.915	5.915	0.000	95	53374	5.00	4.87	
55 Isobutyl alcohol	41	5.962	5.962	0.000	96	52193	125.0	122.4	
58 n-Heptane	100	6.305	6.305	0.000	98	12253	5.00	4.71	
59 Trichloroethene	130	6.672	6.672	0.000	96	41539	5.00	4.99	
62 Methylcyclohexane	83	6.861	6.861	0.000	96	67035	5.00	4.81	
63 1,2-Dichloropropane	63	6.897	6.897	0.000	97	49059	5.00	4.88	
65 Dibromomethane	93	7.015	7.015	0.000	95	24560	5.00	4.92	
67 1,4-Dioxane	88	7.086	7.086	0.000	95	9412	100.0	103.1	
68 Dichlorobromomethane	83	7.216	7.216	0.000	97	42139	5.00	4.64	
70 2-Chloroethyl vinyl ether	63	7.559	7.559	0.000	90	62552	10.0	9.79	
71 cis-1,3-Dichloropropene	75	7.666	7.666	0.000	91	62970	5.00	4.75	
73 4-Methyl-2-pentanone (MIBK	43	7.855	7.855	0.000	98	125008	10.0	9.93	
74 Toluene	91	7.985	7.985	0.000	98	172266	5.00	4.83	
75 trans-1,3-Dichloropropene	75	8.210	8.210	0.000	96	51920	5.00	4.50	
76 Ethyl methacrylate	69	8.340	8.340	0.000	96	53386	5.00	4.64	
77 1,1,2-Trichloroethane	97	8.376	8.376	0.000	90	35370	5.00	4.85	
78 Tetrachloroethene	164	8.482	8.482	0.000	96	30057	5.00	4.54	
79 1,3-Dichloropropane	76	8.518	8.518	0.000	98	64239	5.00	4.96	
80 2-Hexanone	43	8.624	8.624	0.000	99	87766	10.0	10.3	
82 Chlorodibromomethane	129	8.719	8.719	0.000	91	28836	5.00	4.15	
83 Ethylene Dibromide	107	8.802	8.802	0.000	98	35725	5.00	4.86	
85 Chlorobenzene	112	9.252	9.251	0.001	95	107948	5.00	4.80	
86 1,1,1,2-Tetrachloroethane	131	9.334	9.334	0.000	94	31623	5.00	4.70	
87 Ethylbenzene	106	9.370	9.358	0.012	98	55738	5.00	4.67	
88 m-Xylene & p-Xylene	106	9.465	9.464	0.000	98	69449	5.00	4.78	
89 o-Xylene	106	9.808	9.808	0.000	95	68520	5.00	4.67	
90 Styrene	104	9.819	9.819	0.000	96	116034	5.00	4.54	
91 Bromoform	173	9.961	9.961	0.000	97	14916	5.00	5.78	
92 Isopropylbenzene	105	10.127	10.127	0.000	96	158965	5.00	4.99	
94 Bromobenzene	156	10.376	10.376	0.000	96	41841	5.00	5.12	
95 1,1,2,2-Tetrachloroethane	83	10.387	10.387	0.000	93	43490	5.00	5.12	
96 1,2,3-Trichloropropane	110	10.411	10.411	0.000	90	13552	5.00	5.35	
97 trans-1,4-Dichloro-2-buten	53	10.435	10.435	0.000	75	12367	5.00	4.98	
98 N-Propylbenzene	120	10.482	10.482	0.000	99	45797	5.00	5.13	
99 2-Chlorotoluene	126	10.541	10.541	0.000	97	40076	5.00	5.27	
100 1,3,5-Trimethylbenzene	105	10.636	10.636	0.000	86	124663	5.00	4.99	
101 4-Chlorotoluene	126	10.636	10.636	0.000	98	41857	5.00	4.89	
103 tert-Butylbenzene	119	10.908	10.908	0.000	92	109018	5.00	5.35	
105 1,2,4-Trimethylbenzene	105	10.944	10.944	0.000	97	126583	5.00	5.14	

Compound	Sig	RT (min.)	Exp RT (min.)	Dlt RT (min.)	Q	Response	Cal Amt ug/l	OnCol Amt ug/l	Flags
107 sec-Butylbenzene	105	11.097	11.097	0.000	93	159202	5.00	5.39	
108 1,3-Dichlorobenzene	146	11.168	11.168	0.000	99	75381	5.00	5.10	
109 4-Isopropyltoluene	119	11.216	11.216	0.000	97	140444	5.00	5.27	
110 1,4-Dichlorobenzene	146	11.251	11.251	0.000	97	80155	5.00	5.17	
113 n-Butylbenzene	91	11.559	11.559	0.000	98	120088	5.00	5.08	
114 1,2-Dichlorobenzene	146	11.559	11.559	0.000	98	73956	5.00	4.97	
115 1,2-Dibromo-3-Chloropropan	157	12.210	12.210	0.000	84	6940	5.00	4.79	
117 1,2,4-Trichlorobenzene	180	12.908	12.908	0.000	95	45542	5.00	4.82	
118 Hexachlorobutadiene	225	13.062	13.062	0.000	96	18439	5.00	4.87	
119 Naphthalene	128	13.109	13.109	0.000	97	130761	5.00	4.91	
120 1,2,3-Trichlorobenzene	180	13.310	13.310	0.000	96	42177	5.00	4.64	
S 132 1,2-Dichloroethene, Total	96				0			9.42	
S 133 1,3-Dichloropropene, Total	75				0			9.25	
S 134 Xylenes, Total	106				0		10.0	9.45	
S 135 Trihalomethanes, Total	1				0		20.0	19.4	
S 157 Total BTEX	1				0		25.0	23.9	

Reagents:

VMRPRIMW_00359	Amount Added:	0.50	Units: uL
VMRGAS_00314	Amount Added:	0.50	Units: uL
VMAROLISTDW_00319	Amount Added:	0.50	Units: uL
vm50ss_00377	Amount Added:	0.50	Units: uL
VM568718_00016	Amount Added:	1.00	Units: uL

Report Date: 04-Nov-2019 15:26:46 Chrom Revision: 2.3 09-Oct-2019 11:13:36

Eurofins TestAmerica, Canton

Data File: \\chromna\Canton\ChromData\A3UX14\20191102-92735.b\1422509.D

Injection Date:	02-Nov-2019 15:34:30	Instrument ID:	A3UX14	Operator ID:	002808
Lims ID:	ic			Worklist Smp#:	9
Client ID:					
Purge Vol:	5.000 mL	Dil. Factor:	1.0000	ALS Bottle#:	8
Method:	8260_14	Limit Group:	MSV 8260B ICAL		

Column: DB-624 (0.18 mm)

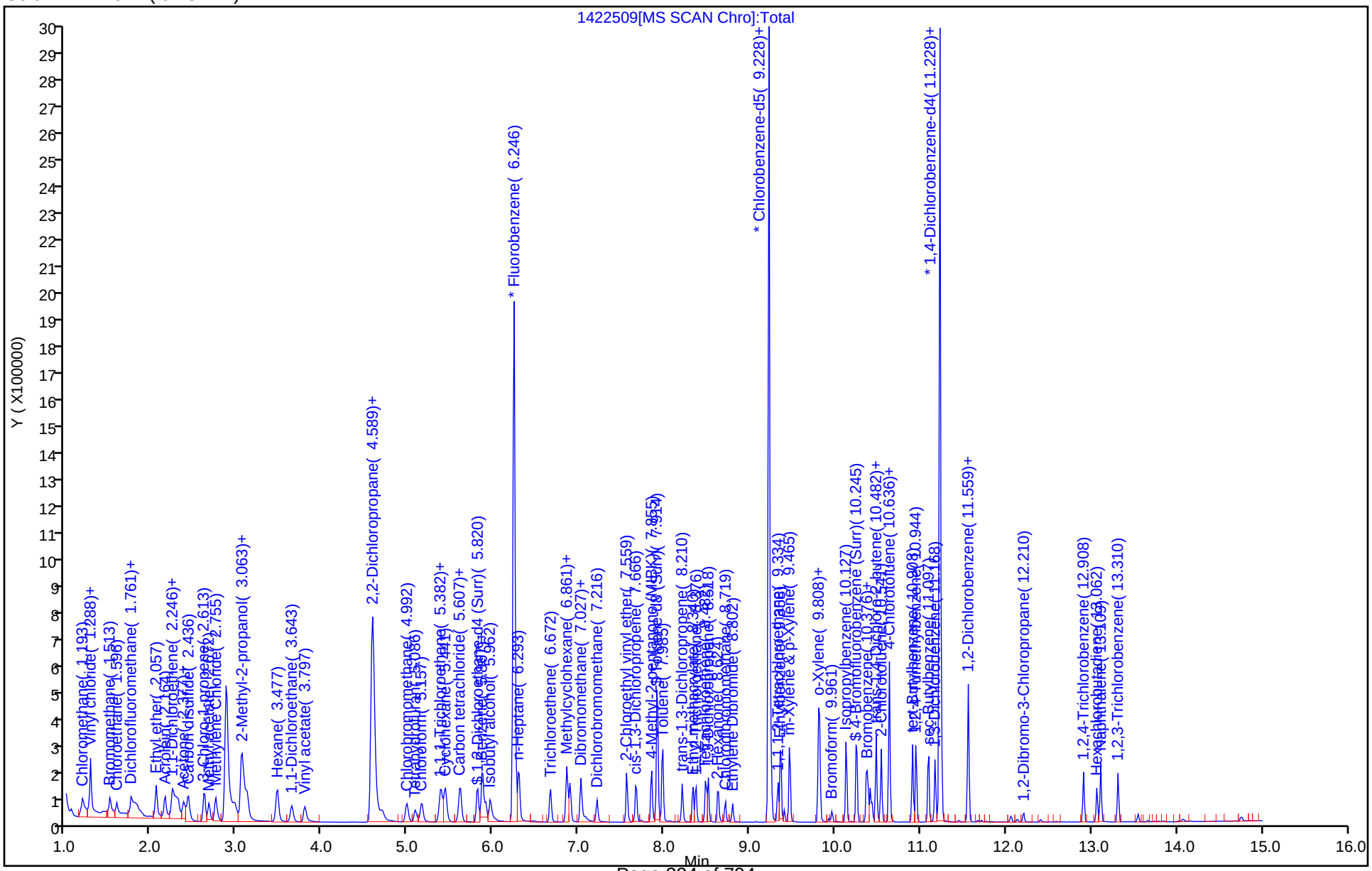

Eurofins TestAmerica, Canton
Target Compound Quantitation Report

Data File: \\chromna\Canton\ChromData\A3UX14\20191102-92735.b\1422510.D
Lims ID: ic
Client ID:
Sample Type: IC Calib Level: 2
Inject. Date: 02-Nov-2019 15:57:30 ALS Bottle#: 9 Worklist Smp#: 10
Purge Vol: 5.000 mL Dil. Factor: 1.0000
Sample Info: ic
Misc. Info.: 240-0092735-010
Operator ID: 002808 Instrument ID: A3UX14
Sublist: chrom-8260_14*sub81

Method: \\chromna\Canton\ChromData\A3UX14\20191102-92735.b\8260_14.m
Limit Group: MSV 8260B ICAL
Last Update: 04-Nov-2019 15:26:49 Calib Date: 02-Nov-2019 16:19:30
Integrator: RTE ID Type: Deconvolution ID
Quant Method: Internal Standard Quant By: Initial Calibration
Last ICal File: \\chromna\Canton\ChromData\A3UX14\20191102-92735.b\1422511.D

Column 1 : DB-624 (0.18 mm) Det: MS SCAN
Process Host: CTX0328

First Level Reviewer: macenczaks Date: 04-Nov-2019 08:54:10

Compound	Sig	RT (min.)	Exp RT (min.)	Dlt RT (min.)	Q	Response	Cal Amt ug/l	OnCol Amt ug/l	Flags
* 1 Fluorobenzene	96	6.246	6.246	0.000	100	1589062	50.0	50.0	
* 2 Chlorobenzene-d5	117	9.228	9.228	0.000	96	1190206	50.0	50.0	
* 3 1,4-Dichlorobenzene-d4	152	11.227	11.228	-0.001	99	506192	50.0	50.0	
$ 4 Dibromofluoromethane (Surr	113	5.394	5.394	0.000	94	40590	2.00	2.36	
$ 5 1,2-Dichloroethane-d4 (Sur	65	5.820	5.820	0.000	91	48498	2.00	1.45	
$ 6 Toluene-d8 (Surr)	98	7.914	7.914	0.000	93	170091	2.00	2.71	
$ 7 4-Bromofluorobenzene (Surr	95	10.245	10.245	0.000	0	56331	2.00	1.92	
9 Dichlorodifluoromethane	85	1.063	1.063	0.000	99	8342	2.00	1.57	
10 Chloromethane	50	1.193	1.193	0.000	98	25458	2.00	2.05	
11 Vinyl chloride	62	1.276	1.276	0.000	97	20682	2.00	1.96	
12 Butadiene	54	1.288	1.288	0.000	88	22803	2.00	1.99	
13 Bromomethane	94	1.513	1.513	0.000	86	12200	2.00	1.99	
15 Chloroethane	64	1.595	1.596	-0.001	99	13158	2.00	2.11	
16 Dichlorofluoromethane	67	1.761	1.761	0.000	97	25987	2.00	2.08	
17 Trichlorofluoromethane	101	1.808	1.809	-0.001	96	19267	2.00	1.80	
18 Ethyl ether	59	2.057	2.057	0.000	95	23804	2.00	2.05	
19 Acrolein	56	2.163	2.164	-0.001	99	28014	10.0	10.4	
21 1,1-Dichloroethene	96	2.246	2.246	0.000	97	16608	2.00	1.93	
22 1,1,2-Trichloro-1,2,2-trif	151	2.282	2.282	0.000	91	8539	2.00	1.53	
24 Acetone	43	2.317	2.317	0.000	100	43201	4.00	3.50	
25 Iodomethane	142	2.376	2.377	-0.001	96	29663	2.00	2.07	
26 Carbon disulfide	76	2.436	2.436	0.000	97	37750	2.00	1.72	
27 3-Chloro-1-propene	76	2.625	2.625	0.000	91	8298	2.00	1.74	
29 Methyl acetate	43	2.672	2.672	0.000	100	40943	4.00	4.08	
30 Methylene Chloride	84	2.755	2.755	0.000	96	17646	2.00	2.17	
31 2-Methyl-2-propanol	59	2.980	2.992	-0.012	98	17821	20.0	17.0	
34 Acrylonitrile	53	3.051	3.063	-0.012	100	86202	20.0	19.0	
32 trans-1,2-Dichloroethene	96	3.075	3.087	-0.013	93	14218	2.00	1.73	
33 Methyl tert-butyl ether	73	3.122	3.122	0.000	98	40699	2.00	1.94	
35 Hexane	86	3.477	3.477	0.000	97	3085	2.00	1.38	

Compound	Sig	RT (min.)	Exp RT (min.)	Dlt RT (min.)	Q	Response	Cal Amt ug/l	OnCol Amt ug/l	Flags
36 1,1-Dichloroethane	63	3.642	3.643	-0.001	96	29021	2.00	1.89	
39 Vinyl acetate	86	3.808	3.796	0.012	96	2894	2.00	1.60	
41 2,2-Dichloropropane	97	4.601	4.589	0.012	41	3052	2.00	1.85	
42 cis-1,2-Dichloroethene	96	4.601	4.601	0.000	61	17013	2.00	1.87	
43 2-Butanone (MEK)	43	4.707	4.696	0.011	98	27215	4.00	4.44	
46 Chlorobromomethane	128	4.991	4.992	-0.001	93	8448	2.00	1.89	
48 Tetrahydrofuran	42	5.086	5.086	0.000	97	16732	4.00	3.93	
49 Chloroform	83	5.169	5.169	0.000	95	23228	2.00	1.89	
50 1,1,1-Trichloroethane	97	5.370	5.370	0.000	98	14840	2.00	1.77	
51 Cyclohexane	56	5.441	5.441	0.000	95	25087	2.00	1.63	
52 Carbon tetrachloride	117	5.607	5.607	0.000	96	10445	2.00	1.43	
53 1,1-Dichloropropene	75	5.619	5.619	0.000	90	16743	2.00	1.70	
54 Benzene	78	5.879	5.879	0.000	96	61732	2.00	1.88	
56 1,2-Dichloroethane	62	5.914	5.915	-0.001	94	19908	2.00	1.89	
55 Isobutyl alcohol	41	5.974	5.962	0.012	95	18952	50.0	46.4	
58 n-Heptane	100	6.305	6.305	0.000	96	3581	2.00	1.43	
59 Trichloroethene	130	6.672	6.672	0.000	93	13276	2.00	1.66	
62 Methylcyclohexane	83	6.861	6.861	0.000	96	22677	2.00	1.70	
63 1,2-Dichloropropane	63	6.897	6.897	0.000	96	17915	2.00	1.86	
65 Dibromomethane	93	7.027	7.015	0.012	92	8800	2.00	1.84	
67 1,4-Dioxane	88	7.086	7.086	0.000	95	3226	40.0	36.9	
68 Dichlorobromomethane	83	7.216	7.216	0.000	96	15354	2.00	1.76	
70 2-Chloroethyl vinyl ether	63	7.559	7.559	0.000	89	21884	4.00	3.57	
71 cis-1,3-Dichloropropene	75	7.678	7.666	0.012	92	22023	2.00	1.73	
73 4-Methyl-2-pentanone (MIBK	43	7.855	7.855	0.000	97	44678	4.00	3.68	
74 Toluene	91	7.985	7.985	0.000	99	63518	2.00	1.85	
75 trans-1,3-Dichloropropene	75	8.210	8.210	0.000	96	18710	2.00	1.68	
76 Ethyl methacrylate	69	8.340	8.340	0.000	95	19195	2.00	1.73	
77 1,1,2-Trichloroethane	97	8.376	8.376	0.000	88	13260	2.00	1.89	
78 Tetrachloroethene	164	8.482	8.482	0.000	94	10737	2.00	1.68	
79 1,3-Dichloropropane	76	8.518	8.518	0.000	99	23047	2.00	1.85	
80 2-Hexanone	43	8.636	8.624	0.012	99	28523	4.00	3.48	
82 Chlorodibromomethane	129	8.719	8.719	0.000	91	10596	2.00	1.58	
83 Ethylene Dibromide	107	8.802	8.802	0.000	100	13332	2.00	1.88	
85 Chlorobenzene	112	9.251	9.251	0.000	98	40557	2.00	1.87	
86 1,1,1,2-Tetrachloroethane	131	9.334	9.334	0.000	92	11183	2.00	1.73	
87 Ethylbenzene	106	9.370	9.358	0.012	98	20482	2.00	1.78	
88 m-Xylene & p-Xylene	106	9.476	9.464	0.012	97	24967	2.00	1.78	
89 o-Xylene	106	9.807	9.808	-0.001	96	25691	2.00	1.82	
90 Styrene	104	9.819	9.819	0.000	96	46936	2.00	1.90	
91 Bromoform	173	9.961	9.961	0.000	96	5123	2.00	3.52	
92 Isopropylbenzene	105	10.127	10.127	0.000	95	55405	2.00	1.80	
94 Bromobenzene	156	10.375	10.376	-0.001	94	15594	2.00	2.00	
95 1,1,2,2-Tetrachloroethane	83	10.387	10.387	0.000	96	15734	2.00	1.94	
96 1,2,3-Trichloropropane	110	10.411	10.411	0.000	91	4983	2.00	2.06	
97 trans-1,4-Dichloro-2-buten	53	10.435	10.435	0.000	65	4489	2.00	1.90	
98 N-Propylbenzene	120	10.482	10.482	0.000	99	16102	2.00	1.89	
99 2-Chlorotoluene	126	10.541	10.541	0.000	97	14328	2.00	1.97	
100 1,3,5-Trimethylbenzene	105	10.636	10.636	0.000	85	44107	2.00	1.85	
101 4-Chlorotoluene	126	10.636	10.636	0.000	98	15122	2.00	1.85	
103 tert-Butylbenzene	119	10.908	10.908	0.000	93	36512	2.00	1.88	
105 1,2,4-Trimethylbenzene	105	10.943	10.944	-0.001	96	46727	2.00	1.99	

Compound	Sig	RT (min.)	Exp RT (min.)	Dlt RT (min.)	Q	Response	Cal Amt ug/l	OnCol Amt ug/l	Flags
107 sec-Butylbenzene	105	11.097	11.097	0.000	93	52536	2.00	1.87	
108 1,3-Dichlorobenzene	146	11.168	11.168	0.000	98	29163	2.00	2.07	
109 4-Isopropyltoluene	119	11.216	11.216	0.000	94	47420	2.00	1.87	
110 1,4-Dichlorobenzene	146	11.251	11.251	0.000	96	30862	2.00	2.09	
113 n-Butylbenzene	91	11.559	11.559	0.000	98	38524	2.00	1.71	
114 1,2-Dichlorobenzene	146	11.559	11.559	0.000	97	27424	2.00	1.93	
115 1,2-Dibromo-3-Chloropropan	157	12.210	12.210	0.000	85	2726	2.00	1.98	
117 1,2,4-Trichlorobenzene	180	12.908	12.908	0.000	94	17727	2.00	1.97	
118 Hexachlorobutadiene	225	13.073	13.062	0.011	96	6439	2.00	1.79	
119 Naphthalene	128	13.109	13.109	0.000	97	53608	2.00	2.11	
120 1,2,3-Trichlorobenzene	180	13.310	13.310	0.000	96	17088	2.00	1.97	
S 132 1,2-Dichloroethene, Total	96				0			3.60	
S 133 1,3-Dichloropropene, Total	75				0			3.42	
S 134 Xylenes, Total	106				0		4.00	3.60	
S 135 Trihalomethanes, Total	1				0		8.00	8.75	
S 157 Total BTEX	1				0		10.0	9.10	

Reagents:

VMAROLISTDW_00319	Amount Added:	0.20	Units: uL
VMRGAS_00314	Amount Added:	0.20	Units: uL
VMRPRIMW_00359	Amount Added:	0.20	Units: uL
vm50ss_00377	Amount Added:	0.20	Units: uL
VM568718_00016	Amount Added:	1.00	Units: uL

Report Date: 04-Nov-2019 15:26:50 Chrom Revision: 2.3 09-Oct-2019 11:13:36

Eurofins TestAmerica, Canton

Data File: \\chromna\Canton\ChromData\A3UX14\20191102-92735.b\1422510.D

Injection Date:	02-Nov-2019 15:57:30	Instrument ID:	A3UX14	Operator ID:	002808
Lims ID:	ic			Worklist Smp#:	10
Client ID:					
Purge Vol:	5.000 mL	Dil. Factor:	1.0000	ALS Bottle#:	9
Method:	8260_14	Limit Group:	MSV 8260B ICAL		

Column: DB-624 (0.18 mm)

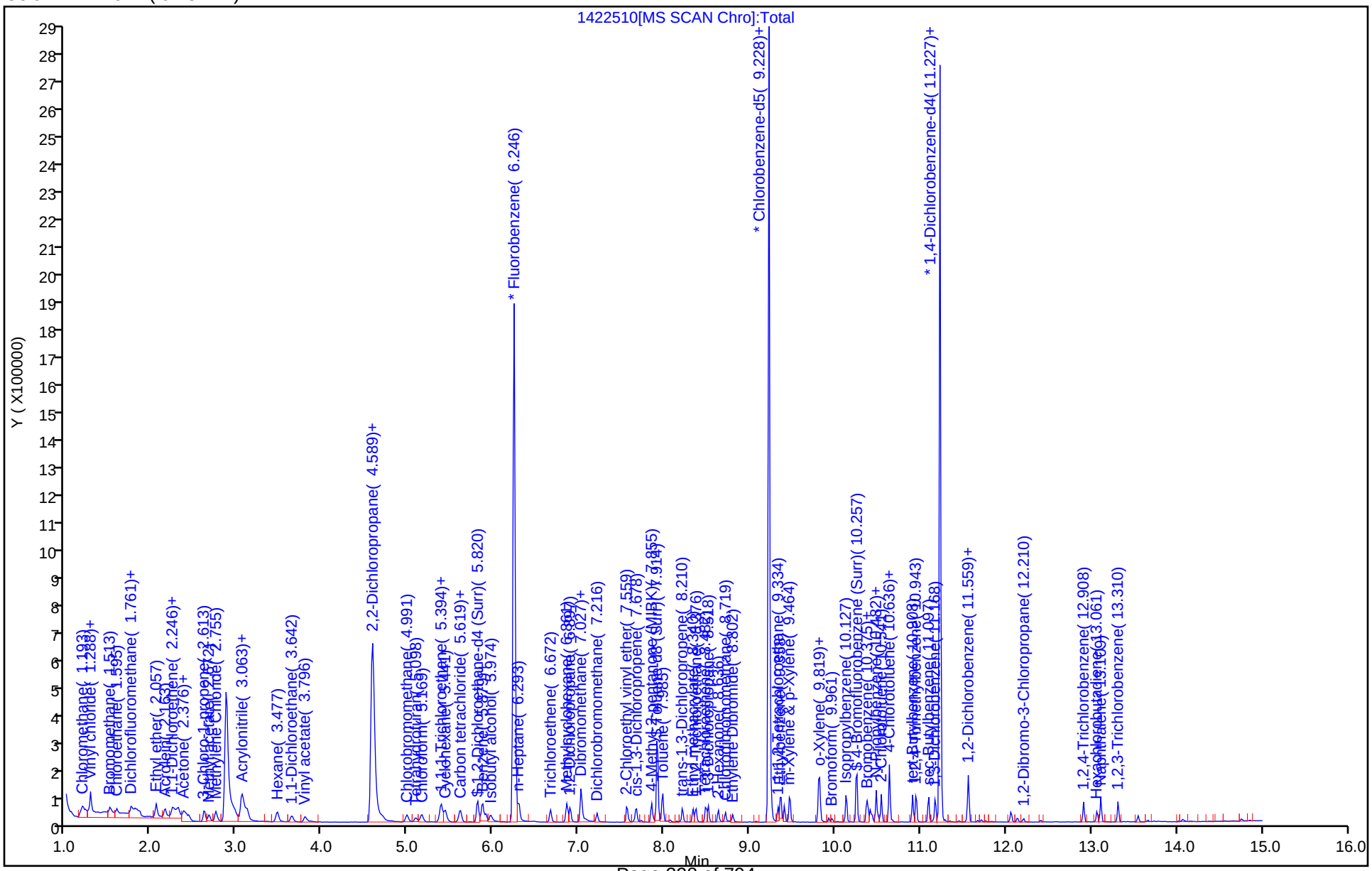

Eurofins TestAmerica, Canton
Target Compound Quantitation Report

Data File: \\chromna\Canton\ChromData\A3UX14\20191102-92735.b\1422511.D
Lims ID: ic
Client ID:
Sample Type: IC Calib Level: 1
Inject. Date: 02-Nov-2019 16:19:30 ALS Bottle#: 10 Worklist Smp#: 11
Purge Vol: 5.000 mL Dil. Factor: 1.0000
Sample Info: ic
Misc. Info.: 240-0092735-011
Operator ID: 002808 Instrument ID: A3UX14
Sublist: chrom-8260_14*sub81

Method: \\chromna\Canton\ChromData\A3UX14\20191102-92735.b\8260_14.m
Limit Group: MSV 8260B ICAL
Last Update: 04-Nov-2019 15:26:53 Calib Date: 02-Nov-2019 16:19:30
Integrator: RTE ID Type: Deconvolution ID
Quant Method: Internal Standard Quant By: Initial Calibration
Last ICal File: \\chromna\Canton\ChromData\A3UX14\20191102-92735.b\1422511.D

Column 1 : DB-624 (0.18 mm) Det: MS SCAN
Process Host: CTX0328

First Level Reviewer: macenczaks Date: 04-Nov-2019 09:01:28

Compound	Sig	RT (min.)	Exp RT (min.)	Dlt RT (min.)	Q	Response	Cal Amt ug/l	OnCol Amt ug/l	Flags
* 1 Fluorobenzene	96	6.246	6.246	0.000	100	1492133	50.0	50.0	
* 2 Chlorobenzene-d5	117	9.228	9.228	0.000	96	1105137	50.0	50.0	
* 3 1,4-Dichlorobenzene-d4	152	11.227	11.228	-0.001	99	482438	50.0	50.0	
$ 4 Dibromofluoromethane (Surr	113	5.394	5.394	0.000	93	36910	1.00	2.19	
$ 5 1,2-Dichloroethane-d4 (Sur	65	5.820	5.820	0.000	93	52308	1.00	2.35	
$ 6 Toluene-d8 (Surr)	98	7.914	7.914	0.000	93	153327	1.00	2.55	
$ 7 4-Bromofluorobenzene (Surr	95	10.245	10.245	0.000	0	48412	1.00	1.32	
9 Dichlorodifluoromethane	85	1.063	1.063	0.000	98	3627	1.00	0.7290	
10 Chloromethane	50	1.193	1.193	0.000	99	12883	1.00	1.10	
11 Vinyl chloride	62	1.276	1.276	0.000	75	9288	1.00	0.9394	
12 Butadiene	54	1.288	1.288	0.000	88	10232	1.00	0.9488	
13 Bromomethane	94	1.513	1.513	0.000	88	8167	1.00	1.42	
15 Chloroethane	64	1.595	1.596	-0.001	98	6488	1.00	1.11	
16 Dichlorofluoromethane	67	1.761	1.761	0.000	98	11867	1.00	1.01	
17 Trichlorofluoromethane	101	1.808	1.809	-0.001	96	9699	1.00	0.9631	
18 Ethyl ether	59	2.057	2.057	0.000	94	12250	1.00	1.12	
19 Acrolein	56	2.163	2.164	-0.001	99	15494	5.00	6.14	
21 1,1-Dichloroethene	96	2.246	2.246	0.000	98	6905	1.00	0.8558	
22 1,1,2-Trichloro-1,2,2-trif	151	2.282	2.282	0.000	88	2687	1.00	0.5115	
24 Acetone	43	2.317	2.317	0.000	99	35061	2.00	2.01	
25 Iodomethane	142	2.376	2.377	-0.001	95	14933	1.00	1.11	
26 Carbon disulfide	76	2.436	2.436	0.000	95	23715	1.00	1.15	
27 3-Chloro-1-propene	76	2.625	2.625	0.000	91	3965	1.00	0.8861	
29 Methyl acetate	43	2.672	2.672	0.000	100	21270	2.00	2.26	
30 Methylene Chloride	84	2.755	2.755	0.000	94	8826	1.00	1.16	
31 2-Methyl-2-propanol	59	2.980	2.992	-0.012	97	10957	10.0	11.2	
34 Acrylonitrile	53	3.063	3.063	0.000	99	45410	10.0	10.6	
32 trans-1,2-Dichloroethene	96	3.086	3.087	-0.001	96	6648	1.00	0.8607	
33 Methyl tert-butyl ether	73	3.122	3.122	0.000	98	20159	1.00	1.02	
35 Hexane	86	3.477	3.477	0.000	94	1208	1.00	0.5739	

Compound	Sig	RT (min.)	Exp RT (min.)	Dlt RT (min.)	Q	Response	Cal Amt ug/l	OnCol Amt ug/l	Flags
36 1,1-Dichloroethane	63	3.642	3.643	-0.001	95	13338	1.00	0.9240	
39 Vinyl acetate	86	3.808	3.796	0.012	97	1489	1.00	0.8762	
41 2,2-Dichloropropane	97	4.601	4.589	0.012	40	1058	1.00	0.6814	
42 cis-1,2-Dichloroethene	96	4.613	4.601	0.012	49	8253	1.00	0.9685	
43 2-Butanone (MEK)	43	4.707	4.696	0.011	97	16138	2.00	2.81	
46 Chlorobromomethane	128	4.991	4.992	-0.001	91	3882	1.00	0.9245	
48 Tetrahydrofuran	42	5.098	5.086	0.012	92	10909	2.00	2.73	
49 Chloroform	83	5.169	5.169	0.000	97	11305	1.00	0.9775	
50 1,1,1-Trichloroethane	97	5.382	5.370	0.012	96	6048	1.00	0.7680	
51 Cyclohexane	56	5.441	5.441	0.000	93	9066	1.00	0.6272	
52 Carbon tetrachloride	117	5.607	5.607	0.000	95	4123	1.00	0.6024	
53 1,1-Dichloropropene	75	5.619	5.619	0.000	85	6856	1.00	0.7405	
54 Benzene	78	5.879	5.879	0.000	97	30033	1.00	0.9720	
56 1,2-Dichloroethane	62	5.914	5.915	-0.001	94	9833	1.00	1.00	
55 Isobutyl alcohol	41	5.974	5.962	0.012	95	7941	25.0	20.7	
58 n-Heptane	100	6.305	6.305	0.000	89	1205	1.00	0.5141	
59 Trichloroethene	130	6.672	6.672	0.000	96	6341	1.00	0.8465	
62 Methylcyclohexane	83	6.861	6.861	0.000	95	8125	1.00	0.6476	
63 1,2-Dichloropropane	63	6.897	6.897	0.000	96	9190	1.00	1.02	
65 Dibromomethane	93	7.027	7.015	0.012	89	4699	1.00	1.05	
67 1,4-Dioxane	88	7.098	7.086	0.012	88	1387	20.0	16.9	
68 Dichlorobromomethane	83	7.216	7.216	0.000	96	7533	1.00	0.9216	
70 2-Chloroethyl vinyl ether	63	7.571	7.559	0.012	90	10431	2.00	1.81	
71 cis-1,3-Dichloropropene	75	7.677	7.666	0.011	91	10628	1.00	0.8915	
73 4-Methyl-2-pentanone (MIBK	43	7.855	7.855	0.000	98	22337	2.00	1.98	
74 Toluene	91	7.985	7.985	0.000	98	32051	1.00	1.00	
75 trans-1,3-Dichloropropene	75	8.210	8.210	0.000	96	8783	1.00	0.8501	
76 Ethyl methacrylate	69	8.340	8.340	0.000	94	9967	1.00	0.9688	
77 1,1,2-Trichloroethane	97	8.376	8.376	0.000	90	6140	1.00	0.9409	
78 Tetrachloroethene	164	8.494	8.482	0.012	94	4216	1.00	0.7120	
79 1,3-Dichloropropane	76	8.518	8.518	0.000	98	11283	1.00	0.9731	
80 2-Hexanone	43	8.636	8.624	0.012	98	14796	2.00	1.94	
82 Chlorodibromomethane	129	8.719	8.719	0.000	92	4814	1.00	0.7734	
83 Ethylene Dibromide	107	8.802	8.802	0.000	98	6506	1.00	0.9892	
85 Chlorobenzene	112	9.251	9.251	0.000	96	20393	1.00	1.01	
86 1,1,1,2-Tetrachloroethane	131	9.334	9.334	0.000	89	5252	1.00	0.8725	
87 Ethylbenzene	106	9.370	9.358	0.012	98	9477	1.00	0.8870	
88 m-Xylene & p-Xylene	106	9.476	9.464	0.012	98	11599	1.00	0.8927	
89 o-Xylene	106	9.807	9.808	-0.001	96	11454	1.00	0.8727	
90 Styrene	104	9.819	9.819	0.000	96	22325	1.00	0.9756	
91 Bromoform	173	9.961	9.961	0.000	95	2432	1.00	2.91	
92 Isopropylbenzene	105	10.127	10.127	0.000	95	23051	1.00	0.8088	
94 Bromobenzene	156	10.375	10.376	-0.001	93	8147	1.00	1.10	
95 1,1,2,2-Tetrachloroethane	83	10.387	10.387	0.000	93	7868	1.00	1.02	
96 1,2,3-Trichloropropane	110	10.411	10.411	0.000	90	2626	1.00	1.14	
97 trans-1,4-Dichloro-2-buten	53	10.435	10.435	0.000	63	2437	1.00	1.08	
98 N-Propylbenzene	120	10.482	10.482	0.000	98	7263	1.00	0.8950	
99 2-Chlorotoluene	126	10.541	10.541	0.000	97	7012	1.00	1.01	
100 1,3,5-Trimethylbenzene	105	10.636	10.636	0.000	79	20065	1.00	0.8847	
101 4-Chlorotoluene	126	10.636	10.636	0.000	97	8110	1.00	1.04	
103 tert-Butylbenzene	119	10.908	10.908	0.000	93	15647	1.00	0.8456	
105 1,2,4-Trimethylbenzene	105	10.943	10.944	-0.001	96	21749	1.00	0.9730	

Compound	Sig	RT (min.)	Exp RT (min.)	Dlt RT (min.)	Q	Response	Cal Amt ug/l	OnCol Amt ug/l	Flags
107 sec-Butylbenzene	105	11.097	11.097	0.000	94	21849	1.00	0.8150	
108 1,3-Dichlorobenzene	146	11.168	11.168	0.000	99	15522	1.00	1.16	
109 4-Isopropyltoluene	119	11.216	11.216	0.000	64	21429	1.00	0.8854	
110 1,4-Dichlorobenzene	146	11.251	11.251	0.000	94	16244	1.00	1.15	
113 n-Butylbenzene	91	11.559	11.559	0.000	97	17667	1.00	0.8233	
114 1,2-Dichlorobenzene	146	11.559	11.559	0.000	96	14876	1.00	1.10	
115 1,2-Dibromo-3-Chloropropan	157	12.210	12.210	0.000	74	1310	1.00	1.00	
117 1,2,4-Trichlorobenzene	180	12.908	12.908	0.000	94	10228	1.00	1.19	
118 Hexachlorobutadiene	225	13.061	13.062	-0.001	94	2694	1.00	0.7837	
119 Naphthalene	128	13.109	13.109	0.000	97	30611	1.00	1.26	
120 1,2,3-Trichlorobenzene	180	13.310	13.310	0.000	96	9462	1.00	1.15	
S 132 1,2-Dichloroethene, Total	96				0			1.83	
S 133 1,3-Dichloropropene, Total	75				0			1.74	
S 134 Xylenes, Total	106				0		2.00	1.77	
S 135 Trihalomethanes, Total	1				0		4.00	5.59	
S 157 Total BTEX	1				0		5.00	4.63	

Reagents:

VMRPRIMW_00359	Amount Added:	0.10	Units: uL
VMRGAS_00314	Amount Added:	0.10	Units: uL
VMAROLISTDW_00319	Amount Added:	0.10	Units: uL
vm50ss_00377	Amount Added:	0.10	Units: uL
VM568718_00016	Amount Added:	1.00	Units: uL

Report Date: 04-Nov-2019 15:26:54 Chrom Revision: 2.3 09-Oct-2019 11:13:36

Eurofins TestAmerica, Canton

Data File: \\chromna\Canton\ChromData\A3UX14\20191102-92735.b\1422511.D

Injection Date:	02-Nov-2019 16:19:30	Instrument ID:	A3UX14	Operator ID:	002808
Lims ID:	ic			Worklist Smp#:	11
Client ID:					
Purge Vol:	5.000 mL	Dil. Factor:	1.0000	ALS Bottle#:	10
Method:	8260_14	Limit Group:	MSV 8260B ICAL		

Column: DB-624 (0.18 mm)

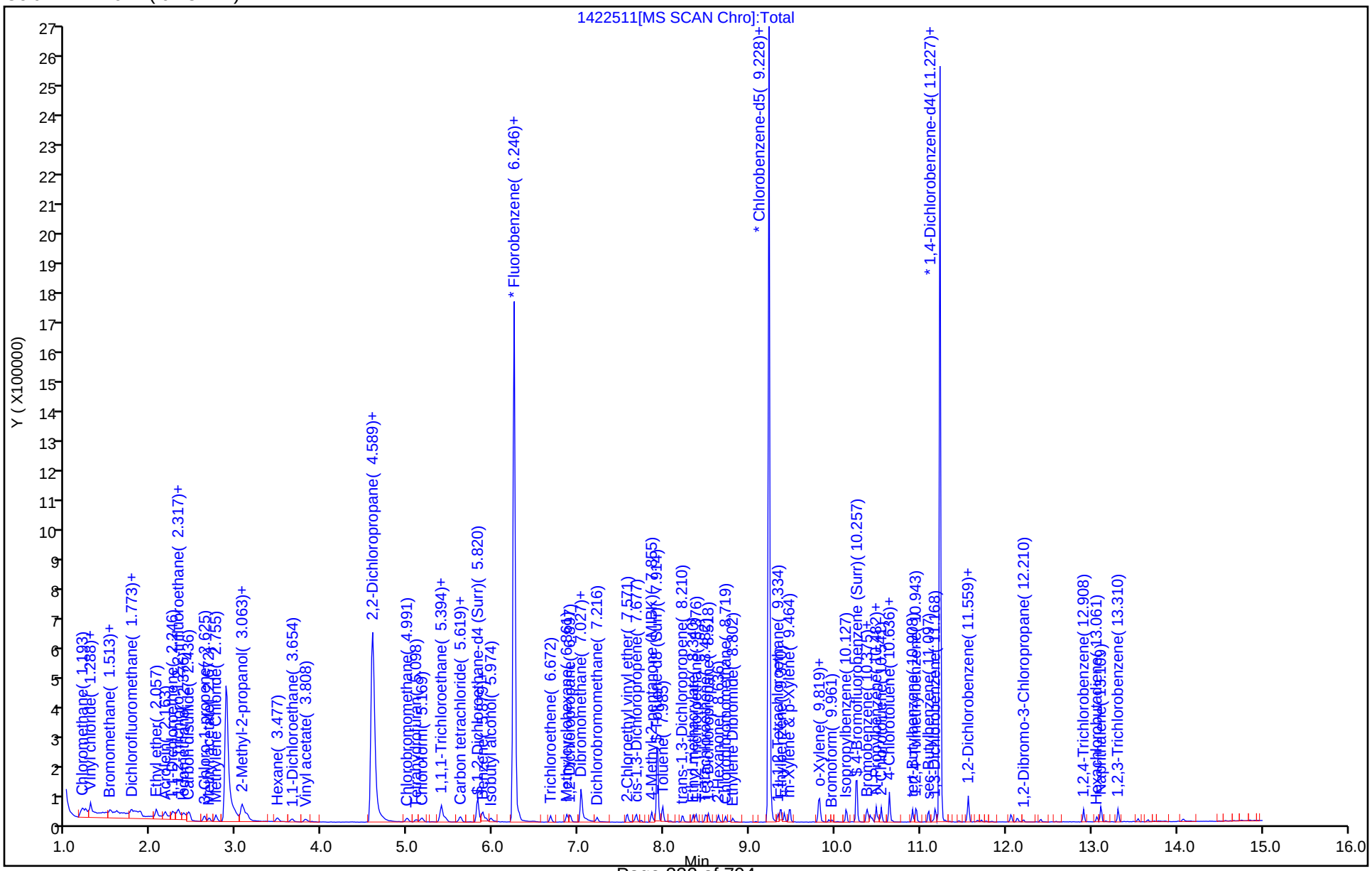

FORM VI
GC/MS VOA BY INTERNAL STANDARD - INITIAL CALIBRATION DATA
CURVE EVALUATION

Lab Name: Eurofins TestAmerica, Canton Job No.: 240-123986-1 Analy Batch No.: 409689

SDG No.:

Instrument ID: A3UX14 GC Column: DB-624 ID: 0.18(mm) Heated Purge: (Y/N) Y

Calibration Start Date: 11/07/2019 16:27 Calibration End Date: 11/07/2019 19:26 Calibration ID: 54243

Calibration Files:

LEVEL:	LAB SAMPLE ID:	LAB FILE ID:
Level 1	IC 240-409689/24	1422636.D
Level 2	IC 240-409689/23	1422635.D
Level 3	IC 240-409689/22	1422634.D
Level 4	IC 240-409689/21	1422633.D
Level 5	IC 240-409689/20	1422632.D
Level 6	IC 240-409689/19	1422631.D
Level 7	IC 240-409689/18	1422630.D
Level 8	IC 240-409689/17	1422629.D
Level 9	IC 240-409689/16	1422628.D

ANALYTE	RRF					CURVE TYPE	COEFFICIENT			#	MIN RRF	%RSD	#	MAX %RSD	R^2 OR COD	#	MIN R^2 OR COD
	LVL 1 LVL 6	LVL 2 LVL 7	LVL 3 LVL 8	LVL 4 LVL 9	LVL 5		B	M1	M2								
Acetonitrile	0.0473 0.0511	0.0540 0.0470	0.0566 0.0469	0.0473 0.0490	0.0484	Ave		0.0497				7.0		15.0			
2-Chloro-1,3-butadiene	0.3155 0.4624	0.3805 0.4630	0.4212 0.4700	0.4070 0.5012	0.4389	Ave		0.4289				13.0		15.0			
Diisopropyl ether	0.1971 0.2459	0.2240 0.2475	0.2311 0.2572	0.2247 0.2714	0.2400	Ave		0.2377				9.1		15.0			
Ethyl tert-butyl ether	0.7257 0.8557	0.8176 0.8561	0.8381 0.8975	0.7760 0.9687	0.8482	Ave		0.8426				8.2		15.0			
Propionitrile	0.0537 0.0593	0.0598 0.0560	0.0623 0.0586	0.0554 0.0615	0.0573	Ave		0.0582				4.9		15.0			
Ethyl acetate	0.3904 0.4265	0.4026 0.4085	0.4083 0.4326	0.3918 0.4417	0.4167	Ave		0.4132				4.3		15.0			
Methacrylonitrile	0.2511 0.2951	0.2703 0.2931	0.2871 +++++	0.2630 +++++	0.2839	Ave		0.2777				6.0		15.0			
Isooctane	+++++ 1.0706	0.8671 1.0130	1.0913 1.0263	0.9880 1.0866	1.0209	Ave		1.0205				7.1		15.0			
Tert-amyl methyl ether	0.7596 0.7806	0.7487 0.7795	0.7852 0.8024	0.7206 0.8912	0.7691	Ave		0.7819				6.0		15.0			
n-Butanol	+++++ 0.0145	+++++ 0.0155	0.0156 +++++	0.0110 +++++	0.0123	Ave		0.0138				14.8		15.0			
Ethyl acrylate	0.3716 0.4940	0.4111 0.4643	0.4803 0.5184	0.4387 0.5257	0.4674	Ave		0.4635				10.8		15.0			
Methyl methacrylate	0.2805 0.3921	0.3117 0.3754	0.3492 0.4129	0.3416 0.4268	0.3764	Ave		0.3630				13.0		15.0			
2-Nitropropane	+++++ 0.0484	0.0367 0.0527	0.0391 0.0669	0.0341 +++++	0.0398	Qua	-0.045	0.0400	0.0000675						1.0000		0.9900

Note: The M1 coefficient is the same as Ave RRF for an Ave curve type.

FORM VI
GC/MS VOA BY INTERNAL STANDARD - INITIAL CALIBRATION DATA
CURVE EVALUATION

Lab Name: Eurofins TestAmerica, Canton Job No.: 240-123986-1 Analy Batch No.: 409689

SDG No.:

Instrument ID: A3UX14 GC Column: DB-624 ID: 0.18(mm) Heated Purge: (Y/N) Y

Calibration Start Date: 11/07/2019 16:27 Calibration End Date: 11/07/2019 19:26 Calibration ID: 54243

ANALYTE	RRF					CURVE TYPE	COEFFICIENT			#	MIN RRF	%RSD	#	MAX %RSD	R^2 OR COD	#	MIN R^2 OR COD
	LVL 1 LVL 6	LVL 2 LVL 7	LVL 3 LVL 8	LVL 4 LVL 9	LVL 5		B	M1	M2								
n-Butyl acetate	0.7678 0.8395	0.7472 0.8110	0.9538 0.8890	0.7786 0.8859	0.8298	Ave		0.8336				8.0		15.0			
1-Chlorohexane	0.3427 0.4770	0.3816 0.4734	0.4297 0.5335	0.4306 0.5423	0.4400	Ave		0.4501				14.5		15.0			
Cyclohexanone	+++++ 0.0185	+++++ 0.0173	0.0272 0.0174	0.0182 0.0172	0.0185	Lin1	0.3714	0.0171							0.9990		0.9900
Pentachloroethane	+++++ 0.3823	0.2641 0.4268	0.3557 +++++	0.2733 +++++	0.3217	Lin1	-0.951	0.4071							0.9900		0.9900
1,2,3-Trimethylbenzene	2.3975 2.7791	2.4253 2.9354	3.0276 3.0007	2.3823 3.2291	2.5936	Ave		2.7523				11.4		15.0			
Benzyl chloride	+++++ 0.2584	+++++ 0.3070	0.1999 0.3571	0.1653 0.3968	0.2120	Qua	-0.527	0.2403	0.0006252						1.0000		0.9900
1,3,5-Trichlorobenzene	0.9336 0.9980	0.9462 1.0071	1.0246 1.0606	0.8234 1.2127	0.8592	Ave		0.9850				11.7		15.0			
2-Methylnaphthalene	1.9827 2.0777	1.9798 2.3289	2.1270 +++++	1.5830 +++++	1.7115	Ave		1.9701				12.8		15.0			
1-Methylnaphthalene	1.9685 1.8766	1.9645 2.1232	2.0907 1.9701	1.4924 1.9718	1.6035	Ave		1.8957				11.2		15.0			

Note: The M1 coefficient is the same as Ave RRF for an Ave curve type.

FORM VI
GC/MS VOA BY INTERNAL STANDARD - INITIAL CALIBRATION DATA
RESPONSE AND CONCENTRATION

Lab Name: Eurofins TestAmerica, Canton Job No.: 240-123986-1 Analy Batch No.: 409689

SDG No.:

Instrument ID: A3UX14 GC Column: DB-624 ID: 0.18(mm) Heated Purge: (Y/N) Y

Calibration Start Date: 11/07/2019 16:27 Calibration End Date: 11/07/2019 19:26 Calibration ID: 54243

Calibration Files:

LEVEL:	LAB SAMPLE ID:	LAB FILE ID:
Level 1	IC 240-409689/24	1422636.D
Level 2	IC 240-409689/23	1422635.D
Level 3	IC 240-409689/22	1422634.D
Level 4	IC 240-409689/21	1422633.D
Level 5	IC 240-409689/20	1422632.D
Level 6	IC 240-409689/19	1422631.D
Level 7	IC 240-409689/18	1422630.D
Level 8	IC 240-409689/17	1422629.D
Level 9	IC 240-409689/16	1422628.D

ANALYTE	IS REF	CURVE TYPE	RESPONSE					CONCENTRATION (UG/L)				
			LVL 1 LVL 6	LVL 2 LVL 7	LVL 3 LVL 8	LVL 4 LVL 9	LVL 5	LVL 1 LVL 6	LVL 2 LVL 7	LVL 3 LVL 8	LVL 4 LVL 9	LVL 5
Acetonitrile	FB	Ave	17340 900834	36738 1798914	96755 3571022	162117 4464969	349567	10.0 500	20.0 1000	50.0 2000	100 2500	200
2-Chloro-1,3-butadiene	FB	Ave	11575 814807	25897 1772158	71950 3577457	139478 4563663	317254	1.00 50.0	2.00 100	5.00 200	10.0 250	20.0
Diisopropyl ether	FB	Ave	7230 433324	15243 947423	39479 1957409	76988 2471479	173498	1.00 50.0	2.00 100	5.00 200	10.0 250	20.0
Ethyl tert-butyl ether	FB	Ave	26621 1507698	55645 3276877	143186 6830880	265902 8820165	613110	1.00 50.0	2.00 100	5.00 200	10.0 250	20.0
Propionitrile	FB	Ave	19711 1044072	40709 2142651	106402 4460282	189835 5602729	414049	10.0 500	20.0 1000	50.0 2000	100 2500	200
Ethyl acetate	FB	Ave	28638 1503180	54811 3127149	139506 6585399	268532 8043759	602365	2.00 100	4.00 200	10.0 400	20.0 500	40.0
Methacrylonitrile	FB	Ave	92127 5200033	183961 11220030	490421 +++++	901150 +++++	2052160	10.0 500	20.0 1000	50.0 +++++	100 +++++	200
Isooctane	FB	Ave	+++++ 1886513	59020 3877562	186432 7810731	338548 9893387	737957	+++++ 50.0	2.00 100	5.00 200	10.0 250	20.0
Tert-amyl methyl ether	FB	Ave	27865 1375423	50960 2983809	134139 6107051	246918 8114072	555942	1.00 50.0	2.00 100	5.00 200	10.0 250	20.0
n-Butanol	CBNZ d5	Ave	+++++ 464349	+++++ 1039753	47410 +++++	68729 +++++	163856	+++++ 1250	+++++ 2500	125 +++++	250 +++++	500
Ethyl acrylate	FB	Ave	13633 870401	27983 1777246	82048 3945649	150321 4786638	337826	1.00 50.0	2.00 100	5.00 200	10.0 250	20.0
Methyl methacrylate	FB	Ave	20576 1381758	42430 2873933	119322 6285722	234138 7772137	544172	2.00 100	4.00 200	10.0 400	20.0 500	40.0
2-Nitropropane	FB	Qua	+++++ 170406	5002 403265	13357 1018394	23387 +++++	57541	+++++ 100	4.00 200	10.0 400	20.0 +++++	40.0
n-Butyl acetate	CBNZ d5	Ave	19678 1078518	36166 2178921	115643 4814991	194830 5666534	441178	1.00 50.0	2.00 100	5.00 200	10.0 250	20.0

FORM VI
GC/MS VOA BY INTERNAL STANDARD - INITIAL CALIBRATION DATA
RESPONSE AND CONCENTRATION

Lab Name: Eurofins TestAmerica, Canton Job No.: 240-123986-1 Analy Batch No.: 409689

SDG No.:

Instrument ID: A3UX14 GC Column: DB-624 ID: 0.18(mm) Heated Purge: (Y/N) Y

Calibration Start Date: 11/07/2019 16:27 Calibration End Date: 11/07/2019 19:26 Calibration ID: 54243

ANALYTE	IS REF	CURVE TYPE	RESPONSE					CONCENTRATION (UG/L)				
			LVL 1 LVL 6	LVL 2 LVL 7	LVL 3 LVL 8	LVL 4 LVL 9	LVL 5	LVL 1 LVL 6	LVL 2 LVL 7	LVL 3 LVL 8	LVL 4 LVL 9	LVL 5
1-Chlorohexane	CBNZ d5	Ave	8783 612753	18469 1271857	52100 2889703	107757 3468606	233931	1.00 50.0	2.00 100	5.00 200	10.0 250	20.0
Cyclohexanone	CBNZ d5	Lin1	+++++ 237183	+++++ 464102	32954 943930	45545 1102314	98503	+++++ 500	+++++ 1000	50.0 2000	100 2500	200
Pentachloroethane	DCBd 4	Lin1	+++++ 421131	11011 908930	37262 +++++	60079 +++++	145573	+++++ 100	4.00 200	10.0 +++++	20.0 +++++	40.0
1,2,3-Trimethylbenzene	DCBd 4	Ave	26233 1530789	50566 3125612	158576 6586786	261891 7905976	586897	1.00 50.0	2.00 100	5.00 200	10.0 250	20.0
Benzyl chloride	DCBd 4	Qua	+++++ 142332	+++++ 326942	10468 783802	18177 971491	47970	+++++ 50.0	+++++ 100	5.00 200	10.0 250	20.0
1,3,5-Trichlorobenzene	DCBd 4	Ave	10215 549703	19729 1072319	53668 2328162	90522 2969198	194415	1.00 50.0	2.00 100	5.00 200	10.0 250	20.0
2-Methylnaphthalene	DCBd 4	Ave	43389 2288907	82557 4959712	222817 +++++	348033 +++++	774549	2.00 100	4.00 200	10.0 +++++	20.0 +++++	40.0
1-Methylnaphthalene	DCBd 4	Ave	43077 2067388	81919 4521515	219013 8649261	328122 9655184	725705	2.00 100	4.00 200	10.0 400	20.0 500	40.0

Curve Type Legend:

Ave = Average ISTD
Lin1 = Linear 1/conc ISTD
Qua = Quadratic ISTD

Eurofins TestAmerica, Canton
Target Compound Quantitation Report

Data File: \\chromna\Canton\ChromData\A3UX14\20191107-92918.b\1422628.D
Lims ID: ic
Client ID:
Sample Type: IC Calib Level: 9
Inject. Date: 07-Nov-2019 16:27:30 ALS Bottle#: 15 Worklist Smp#: 16
Purge Vol: 5.000 mL Dil. Factor: 1.0000
Sample Info: ic
Misc. Info.: 240-0092918-016
Operator ID: 002808 Instrument ID: A3UX14
Sublist: chrom-8260_14*sub84

Method: \\chromna\Canton\ChromData\A3UX14\20191107-92918.b\8260_14.m
Limit Group: MSV 8260B ICAL
Last Update: 08-Nov-2019 13:44:21 Calib Date: 07-Nov-2019 19:26:30
Integrator: RTE ID Type: Deconvolution ID
Quant Method: Internal Standard Quant By: Initial Calibration
Last ICal File: \\chromna\Canton\ChromData\A3UX14\20191107-92918.b\1422636.D

Column 1 : DB-624 (0.18 mm) Det: MS SCAN
Process Host: CTX0311

First Level Reviewer: macenczaks Date: 07-Nov-2019 16:54:41

Compound	Sig	RT (min.)	Exp RT (min.)	Dlt RT (min.)	Q	Response	Cal Amt ug/l	OnCol Amt ug/l	Flags
* 1 Fluorobenzene	96	6.246	6.246	0.000	100	1820995	50.0	50.0	
* 2 Chlorobenzene-d5	117	9.228	9.228	0.000	94	1279301	50.0	50.0	
* 3 1,4-Dichlorobenzene-d4	152	11.227	11.228	-0.001	99	489666	50.0	50.0	
28 Acetonitrile	41	2.589	2.601	-0.012	99	4464969	2500.0	2464.9	
37 2-Chloro-1,3-butadiene	53	3.785	3.785	0.000	92	4563663	250.0	292.2	
38 Isopropyl ether	87	3.844	3.844	0.000	96	2471479	250.0	285.5	
40 Tert-butyl ethyl ether	59	4.459	4.459	0.000	98	8820165	250.0	287.4	
44 Propionitrile	54	4.779	4.779	0.000	99	5602729	2500.0	2642.9	
45 Ethyl acetate	43	4.861	4.873	-0.012	99	8043759	500.0	534.5	
47 Methacrylonitrile	41		5.027				ND	ND	U
159 Isooctane	57	6.045	6.045	0.000	97	9893387	250.0	266.2	
57 Tert-amyl methyl ether	73	6.104	6.104	0.000	97	8114072	250.0	284.9	
60 n-Butanol	56	6.743	6.743	0.000	92	2882847	6250.0	8177.5	
61 Ethyl acrylate	55	6.873	6.873	0.000	99	4786638	250.0	283.6	
66 Methyl methacrylate	41	7.110	7.110	0.000	95	7772137	500.0	587.9	
69 2-Nitropropane	41	7.453	7.453	0.000	99	1302948	500.0	490.3	
81 n-Butyl acetate	43	8.766	8.766	0.000	98	5666534	250.0	265.7	
84 1-Chlorohexane	91	9.263	9.263	0.000	86	3468606	250.0	301.2	
93 Cyclohexanone	55	10.186	10.186	0.000	98	1102314	2500.0	2494.5	
104 Pentachloroethane	167	10.920	10.920	0.000	96	2823049	500.0	710.5	
111 1,2,3-Trimethylbenzene	105	11.298	11.299	-0.001	97	7905976	250.0	293.3	
112 Benzyl chloride	126	11.369	11.370	-0.001	99	971491	250.0	251.0	
116 1,3,5-Trichlorobenzene	180	12.387	12.387	0.000	98	2969198	250.0	307.8	
121 2-Methylnaphthalene	142		14.008				ND	ND	U
158 1-Methylnaphthalene	142	14.150	14.150	0.000	100	9655184	500.0	520.1	

QC Flag Legend

Processing Flags

ND - Not Detected or Marked ND

Review Flags

U - Marked Undetected

Reagents:

VM568718_00016	Amount Added:	1.00	Units: uL
VMRA9W_00320	Amount Added:	25.00	Units: uL

Report Date: 08-Nov-2019 13:44:22 Chrom Revision: 2.3 09-Oct-2019 11:13:36

Eurofins TestAmerica, Canton

Data File: \\chromna\Canton\ChromData\A3UX14\20191107-92918.b\1422628.D

Injection Date:	07-Nov-2019 16:27:30	Instrument ID:	A3UX14	Operator ID:	002808
Lims ID:	ic			Worklist Smp#:	16
Client ID:					
Purge Vol:	5.000 mL	Dil. Factor:	1.0000	ALS Bottle#:	15
Method:	8260_14	Limit Group:	MSV 8260B ICAL		

Column: DB-624 (0.18 mm)

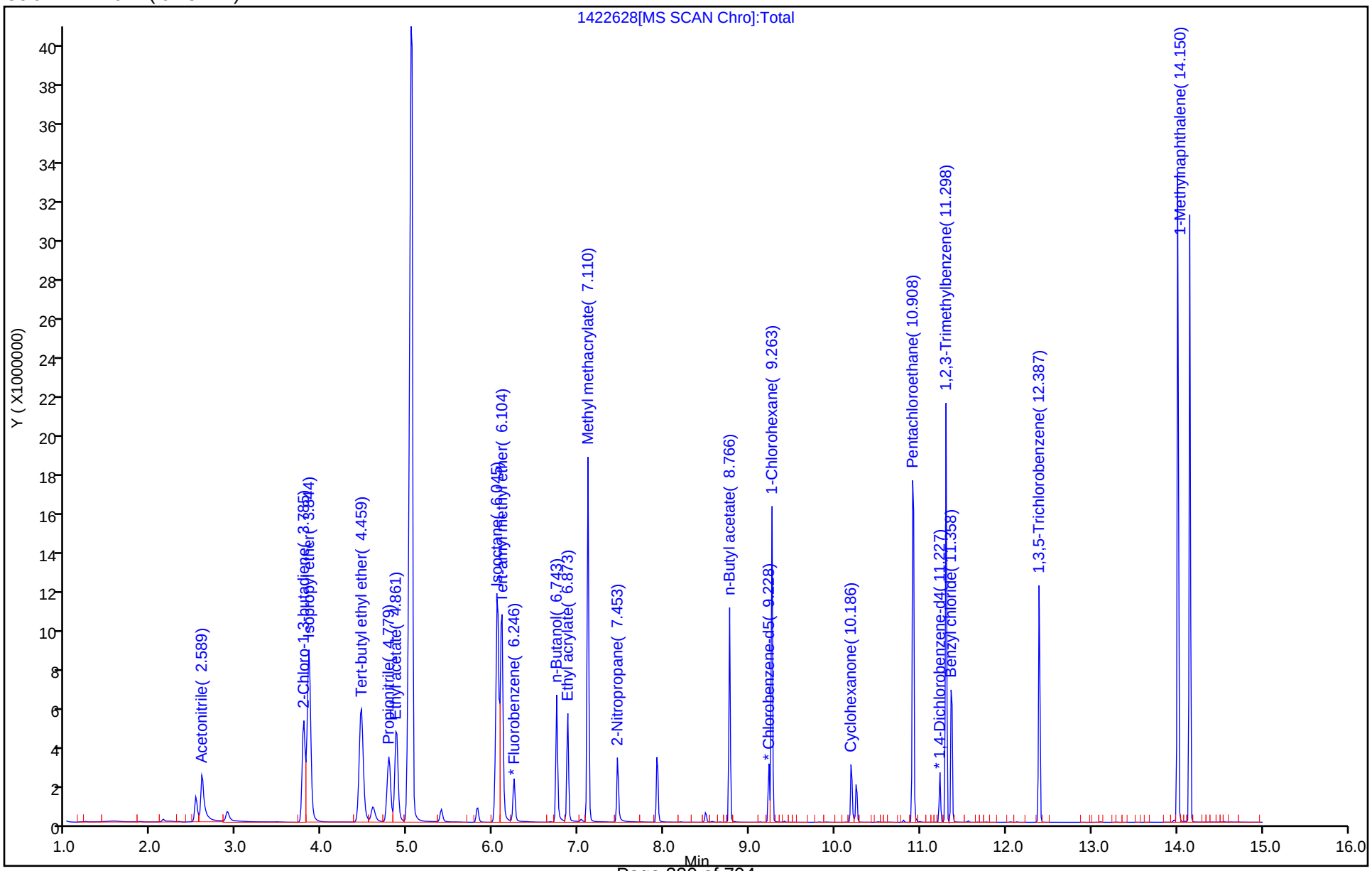

User Disabled Compound Report

Eurofins TestAmerica, Canton

Data File: \\chromna\Canton\ChromData\A3UX14\20191107-92918.b\1422628.D
Injection Date: 07-Nov-2019 16:27:30 Instrument ID: A3UX14
Lims ID: ic
Client ID:
Operator ID: 002808 ALS Bottle#: 15 Worklist Smp#: 16
Purge Vol: 5.000 mL Dil. Factor: 1.0000
Method: 8260_14 Limit Group: MSV 8260B ICAL
Column: DB-624 (0.18 mm) Detector MS SCAN

121 2-Methylnaphthalene, CAS: 91-57-6

Processing Results

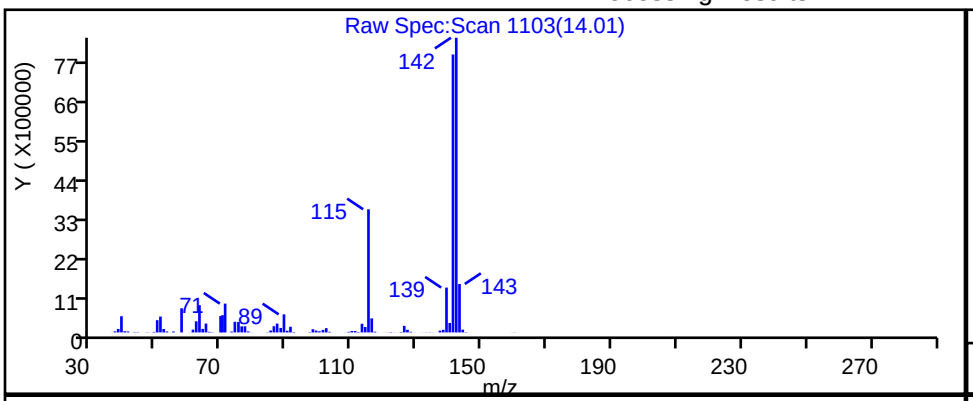

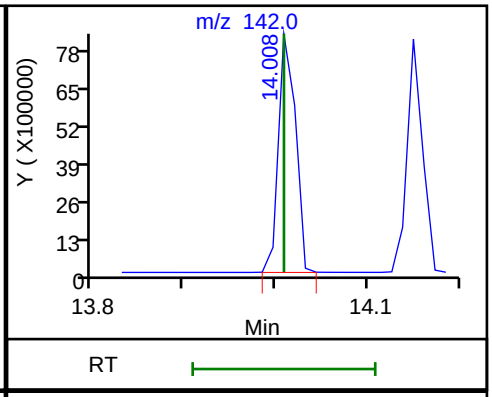

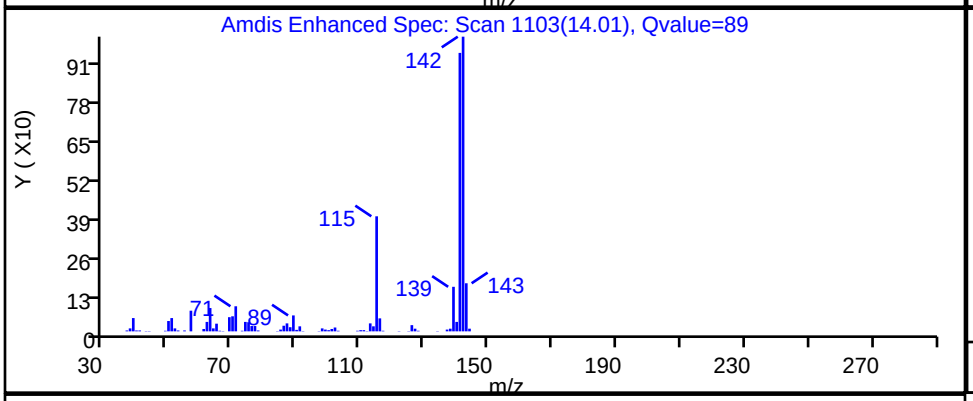

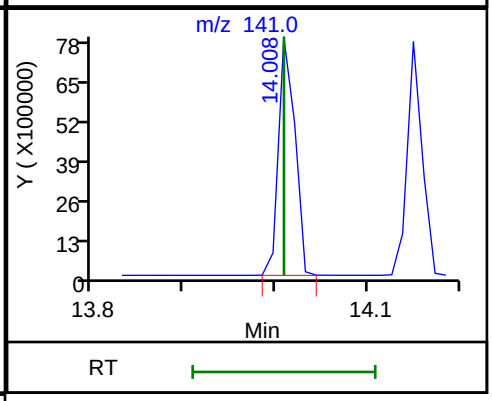

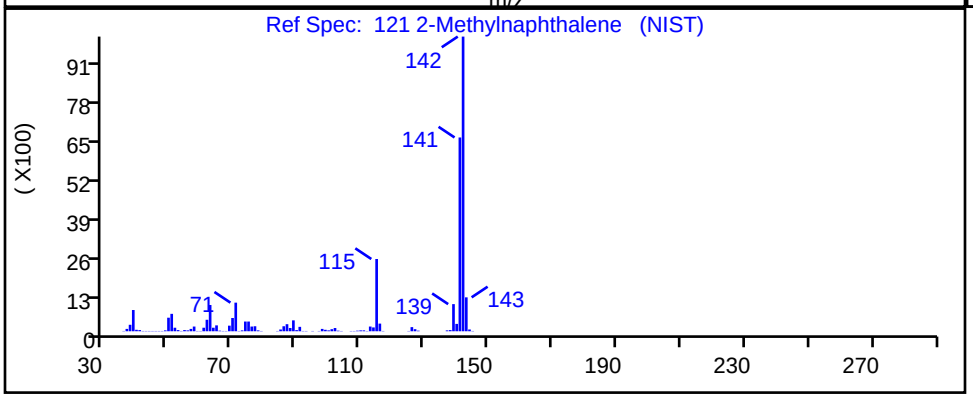

RT	Mass	Response	Amount
14.01	142.00	10874647	549.1495
14.01	141.00	9829841	

Reviewer: macenczaks, 08-Nov-2019 13:19:19
Audit Action: Marked Compound Undetected Audit Reason: Invalid Compound ID

User Disabled Compound Report

Eurofins TestAmerica, Canton

Data File:	\\chromna\Canton\ChromData\A3UX14\20191107-92918.b\1422628.D				
Injection Date:	07-Nov-2019 16:27:30	Instrument ID:	A3UX14		
Lims ID:	ic				
Client ID:					
Operator ID:	002808	ALS Bottle#:	15	Worklist Smp#:	16
Purge Vol:	5.000 mL	Dil. Factor:	1.0000		
Method:	8260_14	Limit Group:	MSV 8260B ICAL		
Column:	DB-624 (0.18 mm)	Detector	MS SCAN		

47 Methacrylonitrile, CAS: 126-98-7

Processing Results

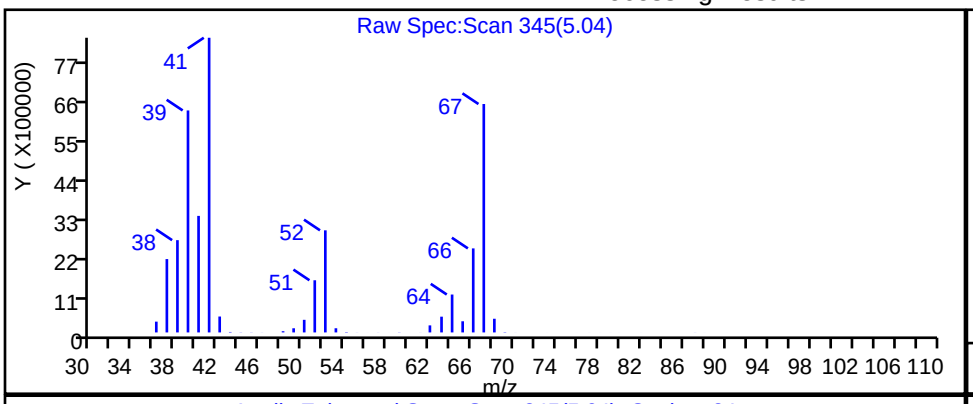

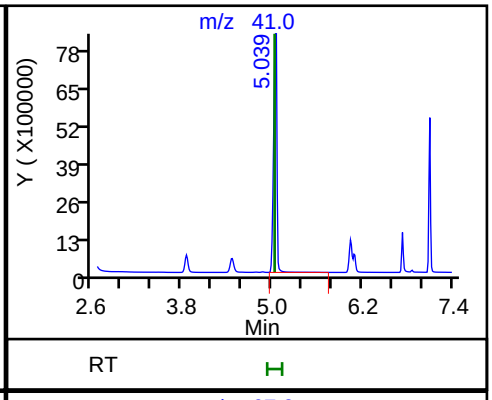

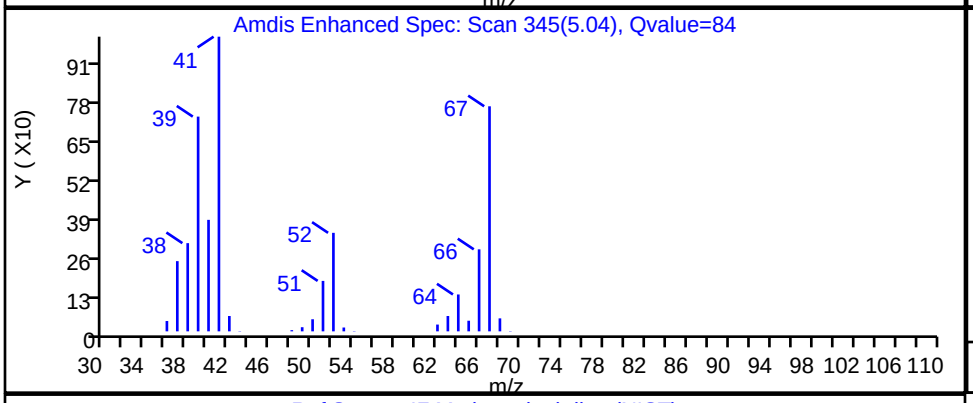

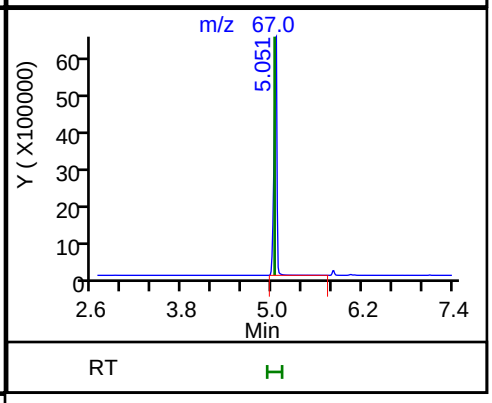

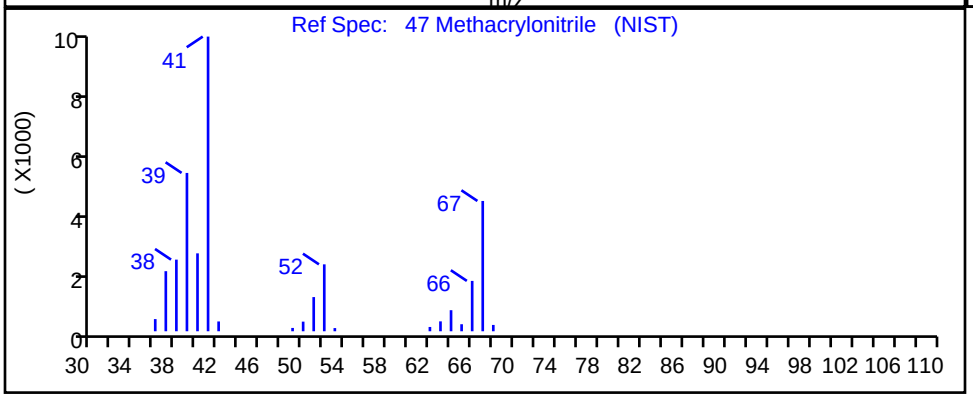

RT	Mass	Response	Amount
5.04	41.00	26540584	2590.9536
5.05	67.00	17826463	

Reviewer: macenczaks, 08-Nov-2019 13:19:05

Audit Action: Marked Compound Undetected Audit Reason: Invalid Compound ID

Eurofins TestAmerica, Canton
Target Compound Quantitation Report

Data File: \\chromna\Canton\ChromData\A3UX14\20191107-92918.b\1422629.D
Lims ID: ic
Client ID:
Sample Type: IC Calib Level: 8
Inject. Date: 07-Nov-2019 16:50:30 ALS Bottle#: 16 Worklist Smp#: 17
Purge Vol: 5.000 mL Dil. Factor: 1.0000
Sample Info: ic
Misc. Info.: 240-0092918-017
Operator ID: 002808 Instrument ID: A3UX14
Sublist: chrom-8260_14*sub84

Method: \\chromna\Canton\ChromData\A3UX14\20191107-92918.b\8260_14.m
Limit Group: MSV 8260B ICAL
Last Update: 08-Nov-2019 13:44:24 Calib Date: 07-Nov-2019 19:26:30
Integrator: RTE ID Type: Deconvolution ID
Quant Method: Internal Standard Quant By: Initial Calibration
Last ICal File: \\chromna\Canton\ChromData\A3UX14\20191107-92918.b\1422636.D

Column 1 : DB-624 (0.18 mm) Det: MS SCAN
Process Host: CTX0311

First Level Reviewer: macenczaks Date: 08-Nov-2019 09:54:47

Compound	Sig	RT (min.)	Exp RT (min.)	Dlt RT (min.)	Q	Response	Cal Amt ug/l	OnCol Amt ug/l	Flags
* 1 Fluorobenzene	96	6.246	6.246	0.000	100	1902735	50.0	50.0	
* 2 Chlorobenzene-d5	117	9.228	9.228	0.000	96	1354068	50.0	50.0	
* 3 1,4-Dichlorobenzene-d4	152	11.228	11.228	0.000	99	548775	50.0	50.0	
28 Acetonitrile	41	2.590	2.601	-0.011	99	3571022	2000.0	1886.7	
37 2-Chloro-1,3-butadiene	53	3.785	3.785	0.000	92	3577457	200.0	219.2	
38 Isopropyl ether	87	3.844	3.844	0.000	96	1957409	200.0	216.4	
40 Tert-butyl ethyl ether	59	4.459	4.459	0.000	98	6830880	200.0	213.0	
44 Propionitrile	54	4.779	4.779	0.000	100	4460282	2000.0	2013.6	
45 Ethyl acetate	43	4.861	4.873	-0.012	99	6585399	400.0	418.8	
47 Methacrylonitrile	41	5.039	5.027	0.012	90	22547236	2000.0	2133.9	
159 Isooctane	57	6.045	6.045	0.000	96	7810731	200.0	201.1	
57 Tert-amyl methyl ether	73	6.104	6.104	0.000	97	6107051	200.0	205.3	
60 n-Butanol	56	6.743	6.743	0.000	92	2372489	5000.0	6358.2	
61 Ethyl acrylate	55	6.873	6.873	0.000	100	3945649	200.0	223.7	
66 Methyl methacrylate	41	7.110	7.110	0.000	95	6285722	400.0	455.1	
69 2-Nitropropane	41	7.453	7.453	0.000	98	1018394	400.0	400.2	
81 n-Butyl acetate	43	8.766	8.766	0.000	98	4814991	200.0	213.3	
84 1-Chlorohexane	91	9.263	9.263	0.000	86	2889703	200.0	237.1	
93 Cyclohexanone	55	10.186	10.186	0.000	98	943930	2000.0	2014.0	
104 Pentachloroethane	167	10.920	10.920	0.000	96	2118963	400.0	476.6	
111 1,2,3-Trimethylbenzene	105	11.299	11.299	0.000	97	6586786	200.0	218.1	
112 Benzyl chloride	126	11.370	11.370	0.000	99	783802	200.0	197.7	
116 1,3,5-Trichlorobenzene	180	12.387	12.387	0.000	98	2328162	200.0	215.3	
121 2-Methylnaphthalene	142	14.008	14.008	0.000	91	9601986	400.0	444.1	
158 1-Methylnaphthalene	142	14.150	14.150	0.000	99	8649261	400.0	415.7	

Reagents:

VM568718_00016	Amount Added: 1.00	Units: uL
VMRA9W_00320	Amount Added: 20.00	Units: uL

Report Date: 08-Nov-2019 13:44:25 Chrom Revision: 2.3 09-Oct-2019 11:13:36

Eurofins TestAmerica, Canton

Data File: \\chromna\Canton\ChromData\A3UX14\20191107-92918.b\1422629.D

Injection Date:	07-Nov-2019 16:50:30	Instrument ID:	A3UX14	Operator ID:	002808
Lims ID:	ic			Worklist Smp#:	17
Client ID:					
Purge Vol:	5.000 mL	Dil. Factor:	1.0000	ALS Bottle#:	16
Method:	8260_14	Limit Group:	MSV 8260B ICAL		

Column: DB-624 (0.18 mm)

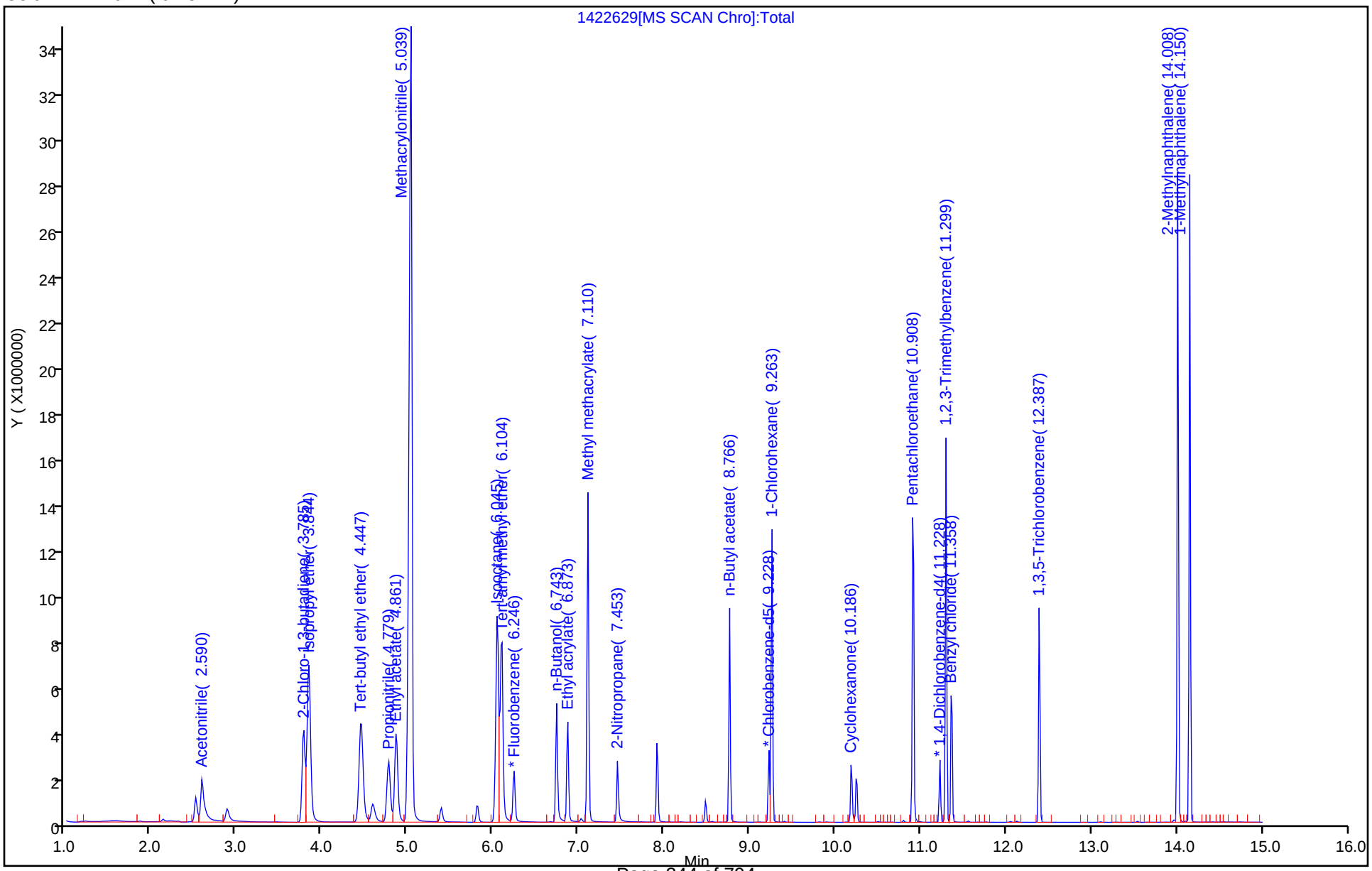

Eurofins TestAmerica, Canton
Target Compound Quantitation Report

Data File: \\chromna\Canton\ChromData\A3UX14\20191107-92918.b\1422630.D
Lims ID: ic
Client ID:
Sample Type: IC Calib Level: 7
Inject. Date: 07-Nov-2019 17:12:30 ALS Bottle#: 17 Worklist Smp#: 18
Purge Vol: 5.000 mL Dil. Factor: 1.0000
Sample Info: ic
Misc. Info.: 240-0092918-018
Operator ID: 002808 Instrument ID: A3UX14
Sublist: chrom-8260_14*sub84

Method: \\chromna\Canton\ChromData\A3UX14\20191107-92918.b\8260_14.m
Limit Group: MSV 8260B ICAL
Last Update: 08-Nov-2019 13:44:26 Calib Date: 07-Nov-2019 19:26:30
Integrator: RTE ID Type: Deconvolution ID
Quant Method: Internal Standard Quant By: Initial Calibration
Last ICal File: \\chromna\Canton\ChromData\A3UX14\20191107-92918.b\1422636.D

Column 1 : DB-624 (0.18 mm) Det: MS SCAN
Process Host: CTX0311

First Level Reviewer: macenczaks Date: 08-Nov-2019 09:55:09

Compound	Sig	RT (min.)	Exp RT (min.)	Dlt RT (min.)	Q	Response	Cal Amt ug/l	OnCol Amt ug/l	Flags
* 1 Fluorobenzene	96	6.246	6.246	0.000	100	1913916	50.0	50.0	
* 2 Chlorobenzene-d5	117	9.228	9.228	0.000	95	1343437	50.0	50.0	
* 3 1,4-Dichlorobenzene-d4	152	11.228	11.228	0.000	99	532402	50.0	50.0	
28 Acetonitrile	41	2.589	2.601	-0.012	99	1798914	1000.0	944.9	
37 2-Chloro-1,3-butadiene	53	3.785	3.785	0.000	92	1772158	100.0	108.0	
38 Isopropyl ether	87	3.844	3.844	0.000	96	947423	100.0	104.1	
40 Tert-butyl ethyl ether	59	4.447	4.459	-0.012	98	3276877	100.0	101.6	
44 Propionitrile	54	4.767	4.779	-0.012	99	2142651	1000.0	961.6	
45 Ethyl acetate	43	4.861	4.873	-0.012	99	3127149	200.0	197.7	
47 Methacrylonitrile	41	5.027	5.027	0.000	96	11220030	1000.0	1055.7	
159 Isooctane	57	6.045	6.045	0.000	98	3877562	100.0	99.3	
57 Tert-amyl methyl ether	73	6.092	6.104	-0.012	97	2983809	100.0	99.7	
60 n-Butanol	56	6.743	6.743	0.000	96	1039753	2500.0	2808.6	
61 Ethyl acrylate	55	6.873	6.873	0.000	100	1777246	100.0	100.2	
66 Methyl methacrylate	41	7.110	7.110	0.000	95	2873933	200.0	206.9	
69 2-Nitropropane	41	7.453	7.453	0.000	98	403265	200.0	198.3	
81 n-Butyl acetate	43	8.766	8.766	0.000	99	2178921	100.0	97.3	
84 1-Chlorohexane	91	9.263	9.263	0.000	87	1271857	100.0	105.2	
93 Cyclohexanone	55	10.186	10.186	0.000	98	464102	1000.0	987.1	
104 Pentachloroethane	167	10.920	10.920	0.000	95	908930	200.0	212.0	
111 1,2,3-Trimethylbenzene	105	11.299	11.299	-0.001	98	3125612	100.0	106.7	
112 Benzyl chloride	126	11.370	11.370	0.000	99	326942	100.0	102.6	
116 1,3,5-Trichlorobenzene	180	12.387	12.387	0.000	98	1072319	100.0	102.2	
121 2-Methylnaphthalene	142	14.008	14.008	0.000	93	4959712	200.0	236.4	
158 1-Methylnaphthalene	142	14.150	14.150	0.000	96	4521515	200.0	224.0	

Reagents:

VM568718_00016	Amount Added: 1.00	Units: uL
VMRA9W_00320	Amount Added: 10.00	Units: uL

Report Date: 08-Nov-2019 13:44:27 Chrom Revision: 2.3 09-Oct-2019 11:13:36

Eurofins TestAmerica, Canton

Data File: \\chromna\Canton\ChromData\A3UX14\20191107-92918.b\1422630.D

Injection Date:	07-Nov-2019 17:12:30	Instrument ID:	A3UX14	Operator ID:	002808
Lims ID:	ic			Worklist Smp#:	18
Client ID:					
Purge Vol:	5.000 mL	Dil. Factor:	1.0000	ALS Bottle#:	17
Method:	8260_14	Limit Group:	MSV 8260B ICAL		

Column: DB-624 (0.18 mm)

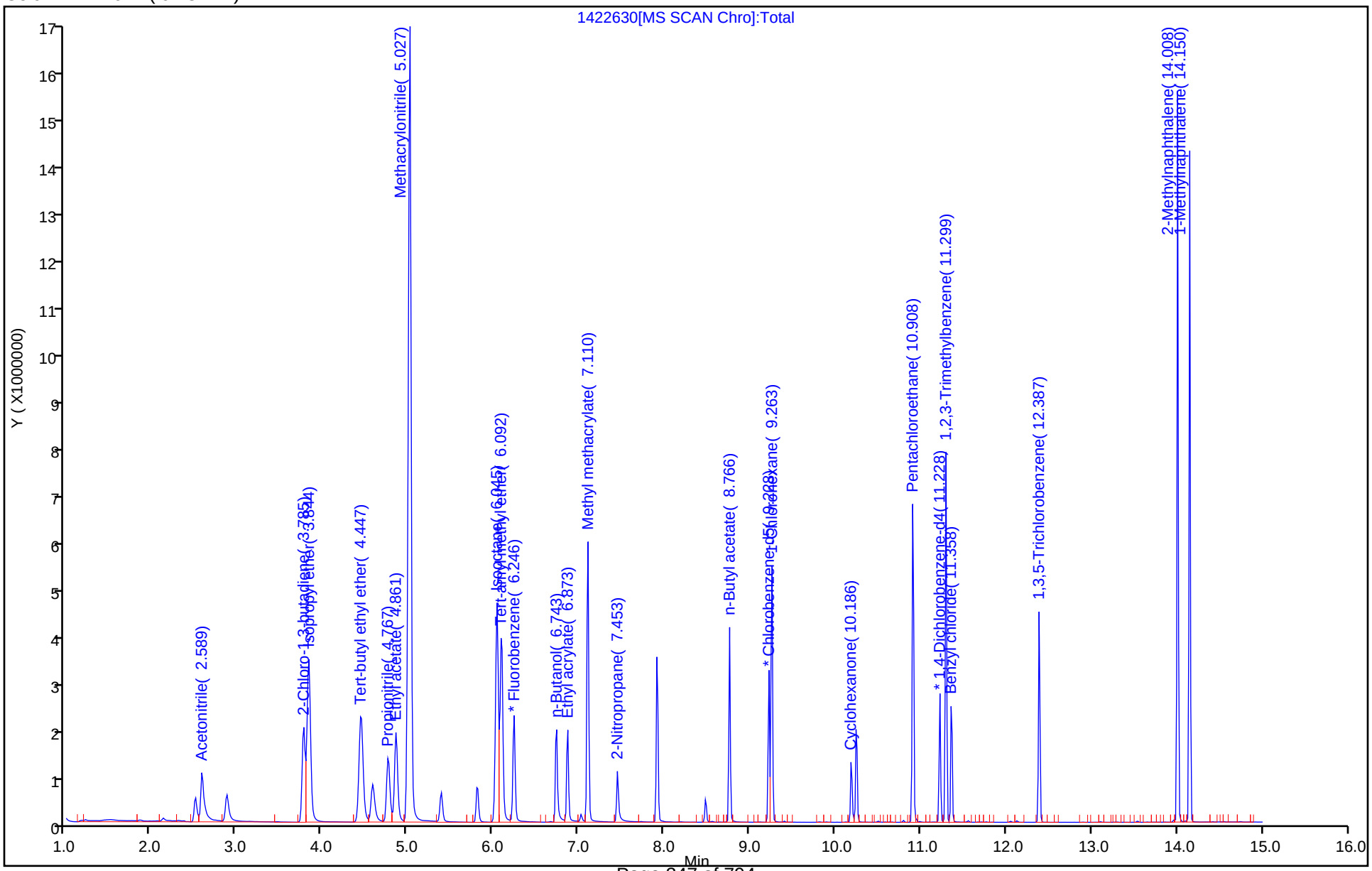

Eurofins TestAmerica, Canton
Target Compound Quantitation Report

Data File: \\chromna\Canton\ChromData\A3UX14\20191107-92918.b\1422631.D
Lims ID: ic
Client ID:
Sample Type: IC Calib Level: 6
Inject. Date: 07-Nov-2019 17:35:30 ALS Bottle#: 18 Worklist Smp#: 19
Purge Vol: 5.000 mL Dil. Factor: 1.0000
Sample Info: ic
Misc. Info.: 240-0092918-019
Operator ID: 002808 Instrument ID: A3UX14
Sublist: chrom-8260_14*sub84

Method: \\chromna\Canton\ChromData\A3UX14\20191107-92918.b\8260_14.m
Limit Group: MSV 8260B ICAL
Last Update: 08-Nov-2019 13:44:28 Calib Date: 07-Nov-2019 19:26:30
Integrator: RTE ID Type: Deconvolution ID
Quant Method: Internal Standard Quant By: Initial Calibration
Last ICal File: \\chromna\Canton\ChromData\A3UX14\20191107-92918.b\1422636.D

Column 1 : DB-624 (0.18 mm) Det: MS SCAN
Process Host: CTX0311

First Level Reviewer: macenczaks Date: 08-Nov-2019 09:20:00

Compound	Sig	RT (min.)	Exp RT (min.)	Dlt RT (min.)	Q	Response	Cal Amt ug/l	OnCol Amt ug/l	Flags
* 1 Fluorobenzene	96	6.246	6.246	0.000	100	1762042	50.0	50.0	
* 2 Chlorobenzene-d5	117	9.228	9.228	0.000	95	1284654	50.0	50.0	
* 3 1,4-Dichlorobenzene-d4	152	11.228	11.228	0.000	99	550830	50.0	50.0	
28 Acetonitrile	41	2.601	2.601	0.000	99	900834	500.0	513.9	
37 2-Chloro-1,3-butadiene	53	3.785	3.785	0.000	92	814807	50.0	53.9	
38 Isopropyl ether	87	3.844	3.844	0.000	97	433324	50.0	51.7	
40 Tert-butyl ethyl ether	59	4.459	4.459	0.000	98	1507698	50.0	50.8	
44 Propionitrile	54	4.779	4.779	0.000	100	1044072	500.0	509.0	
45 Ethyl acetate	43	4.873	4.873	0.000	99	1503180	100.0	103.2	
47 Methacrylonitrile	41	5.027	5.027	0.000	97	5200033	500.0	531.4	
159 Isooctane	57	6.045	6.045	0.000	100	1886513	50.0	52.5	
57 Tert-amyl methyl ether	73	6.104	6.104	0.000	97	1375423	50.0	49.9	
60 n-Butanol	56	6.743	6.743	0.000	94	464349	1250.0	1311.7	
61 Ethyl acrylate	55	6.873	6.873	0.000	100	870401	50.0	53.3	
66 Methyl methacrylate	41	7.110	7.110	0.000	94	1381758	100.0	108.0	
69 2-Nitropropane	41	7.453	7.453	0.000	98	170406	100.0	103.9	
81 n-Butyl acetate	43	8.766	8.766	0.000	99	1078518	50.0	50.4	
84 1-Chlorohexane	91	9.263	9.263	0.000	88	612753	50.0	53.0	
93 Cyclohexanone	55	10.186	10.186	0.000	98	237183	500.0	517.5	
104 Pentachloroethane	167	10.920	10.920	0.000	93	421131	100.0	96.2	
111 1,2,3-Trimethylbenzene	105	11.299	11.299	0.000	98	1530789	50.0	50.5	
112 Benzyl chloride	126	11.370	11.370	0.000	99	142332	50.0	49.6	
116 1,3,5-Trichlorobenzene	180	12.387	12.387	0.000	98	549703	50.0	50.7	
121 2-Methylnaphthalene	142	14.008	14.008	0.000	93	2288907	100.0	105.5	
158 1-Methylnaphthalene	142	14.150	14.150	0.000	95	2067388	100.0	99.0	

Reagents:

VM568718_00016	Amount Added:	1.00	Units: uL
VMRA9W_00320	Amount Added:	5.00	Units: uL

Report Date: 08-Nov-2019 13:44:28 Chrom Revision: 2.3 09-Oct-2019 11:13:36

Eurofins TestAmerica, Canton

Data File: \\chromna\Canton\ChromData\A3UX14\20191107-92918.b\1422631.D

Injection Date:	07-Nov-2019 17:35:30	Instrument ID:	A3UX14	Operator ID:	002808
Lims ID:	ic			Worklist Smp#:	19
Client ID:					
Purge Vol:	5.000 mL	Dil. Factor:	1.0000	ALS Bottle#:	18
Method:	8260_14	Limit Group:	MSV 8260B ICAL		

Column: DB-624 (0.18 mm)

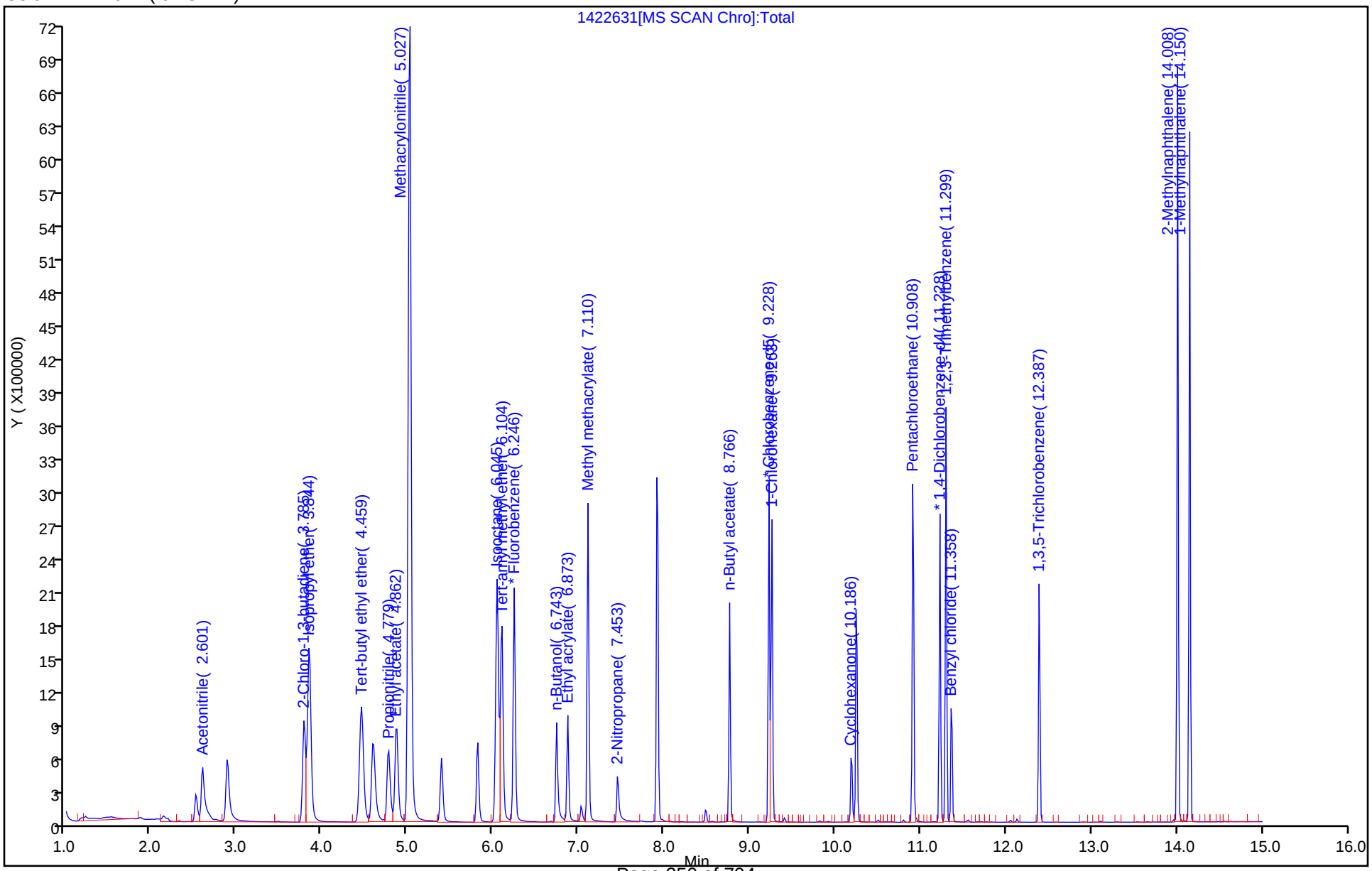

Eurofins TestAmerica, Canton
Target Compound Quantitation Report

Data File: \\chromna\Canton\ChromData\A3UX14\20191107-92918.b\1422632.D
Lims ID: ic
Client ID:
Sample Type: IC Calib Level: 5
Inject. Date: 07-Nov-2019 17:57:30 ALS Bottle#: 19 Worklist Smp#: 20
Purge Vol: 5.000 mL Dil. Factor: 1.0000
Sample Info: ic
Misc. Info.: 240-0092918-020
Operator ID: 002808 Instrument ID: A3UX14
Sublist: chrom-8260_14*sub84

Method: \\chromna\Canton\ChromData\A3UX14\20191107-92918.b\8260_14.m
Limit Group: MSV 8260B ICAL
Last Update: 08-Nov-2019 13:44:30 Calib Date: 07-Nov-2019 19:26:30
Integrator: RTE ID Type: Deconvolution ID
Quant Method: Internal Standard Quant By: Initial Calibration
Last ICal File: \\chromna\Canton\ChromData\A3UX14\20191107-92918.b\1422636.D

Column 1 : DB-624 (0.18 mm) Det: MS SCAN
Process Host: CTX0311

First Level Reviewer: macenczaks Date: 08-Nov-2019 09:56:13

Compound	Sig	RT (min.)	Exp RT (min.)	Dlt RT (min.)	Q	Response	Cal Amt ug/l	OnCol Amt ug/l	Flags
* 1 Fluorobenzene	96	6.246	6.246	0.000	100	1807036	50.0	50.0	
* 2 Chlorobenzene-d5	117	9.228	9.228	0.000	95	1329154	50.0	50.0	
* 3 1,4-Dichlorobenzene-d4	152	11.228	11.228	0.000	99	565706	50.0	50.0	
28 Acetonitrile	41	2.601	2.601	0.000	99	349567	200.0	194.5	
37 2-Chloro-1,3-butadiene	53	3.785	3.785	0.000	93	317254	20.0	20.5	
38 Isopropyl ether	87	3.844	3.844	0.000	97	173498	20.0	20.2	
40 Tert-butyl ethyl ether	59	4.459	4.459	0.000	98	613110	20.0	20.1	
44 Propionitrile	54	4.779	4.779	0.000	99	414049	200.0	196.8	
45 Ethyl acetate	43	4.873	4.873	0.000	99	602365	40.0	40.3	
47 Methacrylonitrile	41	5.015	5.027	-0.012	97	2052160	200.0	204.5	
159 Isooctane	57	6.045	6.045	0.000	97	737957	20.0	20.0	
57 Tert-amyl methyl ether	73	6.104	6.104	0.000	96	555942	20.0	19.7	
60 n-Butanol	56	6.743	6.743	0.000	93	163856	500.0	447.4	
61 Ethyl acrylate	55	6.873	6.873	0.000	100	337826	20.0	20.2	
66 Methyl methacrylate	41	7.110	7.110	0.000	95	544172	40.0	41.5	
69 2-Nitropropane	41	7.453	7.453	0.000	97	57541	40.0	38.5	
81 n-Butyl acetate	43	8.766	8.766	0.000	100	441178	20.0	19.9	
84 1-Chlorohexane	91	9.263	9.263	0.000	88	233931	20.0	19.6	
93 Cyclohexanone	55	10.186	10.186	0.000	97	98503	200.0	194.7	
104 Pentachloroethane	167	10.920	10.920	0.000	89	145573	40.0	33.9	
111 1,2,3-Trimethylbenzene	105	11.299	11.299	0.000	98	586897	20.0	18.8	
112 Benzyl chloride	126	11.370	11.370	0.000	99	47970	20.0	18.9	
116 1,3,5-Trichlorobenzene	180	12.387	12.387	0.000	98	194415	20.0	17.4	
121 2-Methylnaphthalene	142	14.008	14.008	0.000	93	774549	40.0	34.7	
158 1-Methylnaphthalene	142	14.150	14.150	0.000	95	725705	40.0	33.8	

Reagents:

VM568718_00016	Amount Added:	1.00	Units: uL
VMRA9W_00320	Amount Added:	2.00	Units: uL

Report Date: 08-Nov-2019 13:44:30 Chrom Revision: 2.3 09-Oct-2019 11:13:36

Eurofins TestAmerica, Canton

Data File: \\chromna\Canton\ChromData\A3UX14\20191107-92918.b\1422632.D

Injection Date:	07-Nov-2019 17:57:30	Instrument ID:	A3UX14	Operator ID:	002808
Lims ID:	ic			Worklist Smp#:	20
Client ID:					
Purge Vol:	5.000 mL	Dil. Factor:	1.0000	ALS Bottle#:	19
Method:	8260_14	Limit Group:	MSV 8260B ICAL		

Column: DB-624 (0.18 mm)

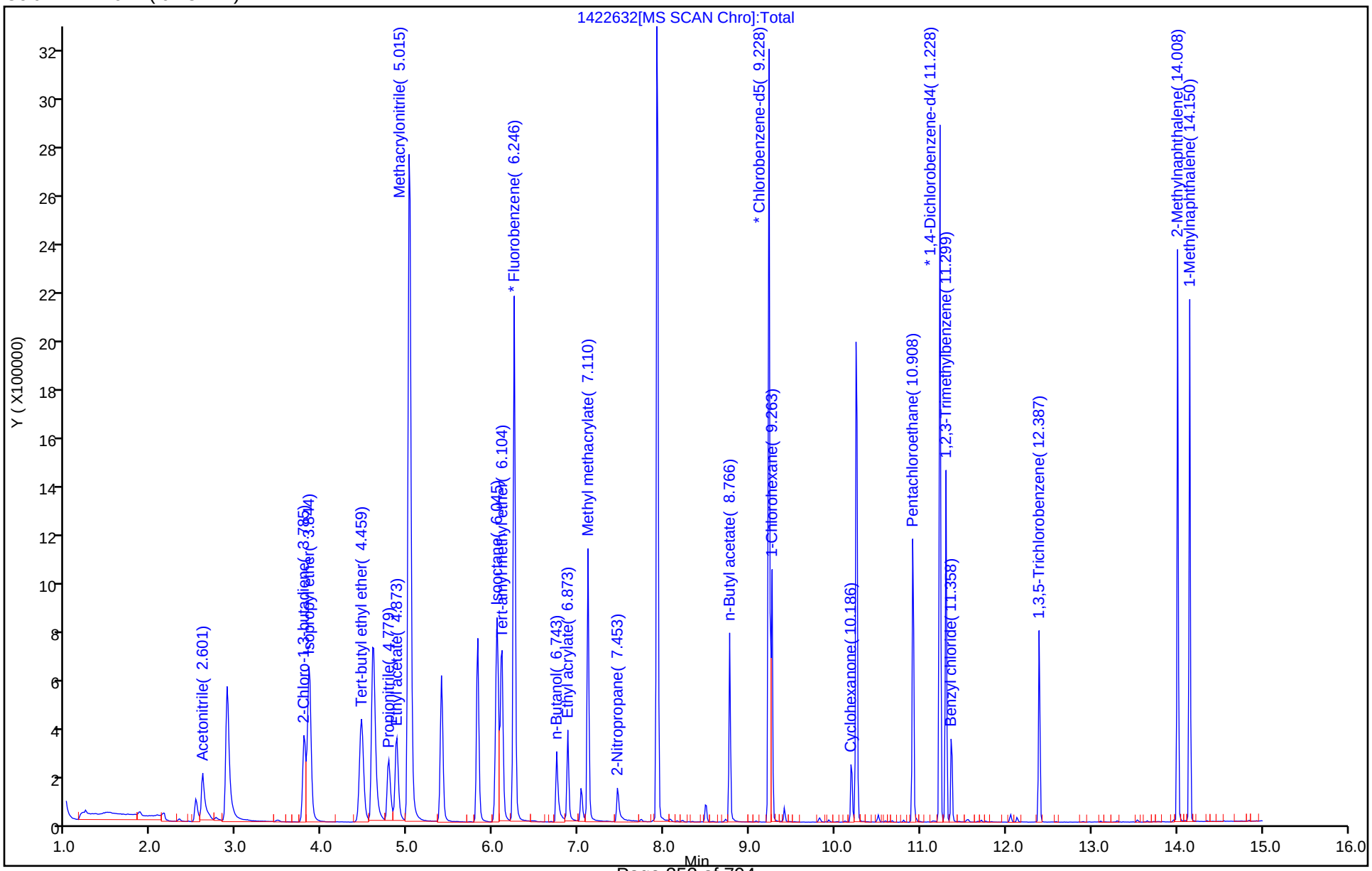

Eurofins TestAmerica, Canton
Target Compound Quantitation Report

Data File: \\chromna\Canton\ChromData\A3UX14\20191107-92918.b\1422633.D
Lims ID: ic
Client ID:
Sample Type: IC Calib Level: 4
Inject. Date: 07-Nov-2019 18:20:30 ALS Bottle#: 20 Worklist Smp#: 21
Purge Vol: 5.000 mL Dil. Factor: 1.0000
Sample Info: ic
Misc. Info.: 240-0092918-021
Operator ID: 002808 Instrument ID: A3UX14
Sublist: chrom-8260_14*sub84

Method: \\chromna\Canton\ChromData\A3UX14\20191107-92918.b\8260_14.m
Limit Group: MSV 8260B ICAL
Last Update: 08-Nov-2019 13:44:32 Calib Date: 07-Nov-2019 19:26:30
Integrator: RTE ID Type: Deconvolution ID
Quant Method: Internal Standard Quant By: Initial Calibration
Last ICal File: \\chromna\Canton\ChromData\A3UX14\20191107-92918.b\1422636.D

Column 1 : DB-624 (0.18 mm) Det: MS SCAN
Process Host: CTX0311

First Level Reviewer: macenczaks Date: 08-Nov-2019 09:56:34

Compound	Sig	RT (min.)	Exp RT (min.)	Dlt RT (min.)	Q	Response	Cal Amt ug/l	OnCol Amt ug/l	Flags
* 1 Fluorobenzene	96	6.246	6.246	0.000	100	1713320	50.0	50.0	
* 2 Chlorobenzene-d5	117	9.228	9.228	0.000	96	1251211	50.0	50.0	
* 3 1,4-Dichlorobenzene-d4	152	11.227	11.228	-0.001	99	549657	50.0	50.0	
28 Acetonitrile	41	2.601	2.601	0.000	99	162117	100.0	95.1	
37 2-Chloro-1,3-butadiene	53	3.796	3.785	0.011	93	139478	10.0	9.49	
38 Isopropyl ether	87	3.855	3.844	0.011	97	76988	10.0	9.45	
40 Tert-butyl ethyl ether	59	4.459	4.459	0.000	98	265902	10.0	9.21	
44 Propionitrile	54	4.778	4.779	-0.001	100	189835	100.0	95.2	
45 Ethyl acetate	43	4.873	4.873	0.000	99	268532	20.0	19.0	
47 Methacrylonitrile	41	5.015	5.027	-0.012	97	901150	100.0	94.7	
159 Isooctane	57	6.045	6.045	0.000	96	338548	10.0	9.68	
57 Tert-amyl methyl ether	73	6.104	6.104	0.000	96	246918	10.0	9.22	
60 n-Butanol	56	6.743	6.743	0.000	93	68729	250.0	199.3	
61 Ethyl acrylate	55	6.873	6.873	0.000	100	150321	10.0	9.46	
66 Methyl methacrylate	41	7.110	7.110	0.000	95	234138	20.0	18.8	
69 2-Nitropropane	41	7.453	7.453	0.000	99	23387	20.0	17.7	
81 n-Butyl acetate	43	8.766	8.766	0.000	99	194830	10.0	9.34	
84 1-Chlorohexane	91	9.263	9.263	0.000	89	107757	10.0	9.57	
93 Cyclohexanone	55	10.198	10.186	0.012	95	45545	100.0	84.6	
104 Pentachloroethane	167	10.920	10.920	0.000	86	60079	20.0	15.8	
111 1,2,3-Trimethylbenzene	105	11.298	11.299	-0.001	98	261891	10.0	8.66	
112 Benzyl chloride	126	11.369	11.370	-0.001	99	18177	10.0	8.87	
116 1,3,5-Trichlorobenzene	180	12.387	12.387	0.000	98	90522	10.0	8.36	
121 2-Methylnaphthalene	142	14.008	14.008	0.000	93	348033	20.0	16.1	
158 1-Methylnaphthalene	142	14.150	14.150	0.000	95	328122	20.0	15.7	

Reagents:

VM568718_00016	Amount Added:	1.00	Units: uL
VMRA9W_00320	Amount Added:	1.00	Units: uL

Report Date: 08-Nov-2019 13:44:32 Chrom Revision: 2.3 09-Oct-2019 11:13:36

Eurofins TestAmerica, Canton

Data File: \\chromna\Canton\ChromData\A3UX14\20191107-92918.b\1422633.D

Injection Date:	07-Nov-2019 18:20:30	Instrument ID:	A3UX14	Operator ID:	002808
Lims ID:	ic			Worklist Smp#:	21
Client ID:					
Purge Vol:	5.000 mL	Dil. Factor:	1.0000	ALS Bottle#:	20
Method:	8260_14	Limit Group:	MSV 8260B ICAL		

Column: DB-624 (0.18 mm)

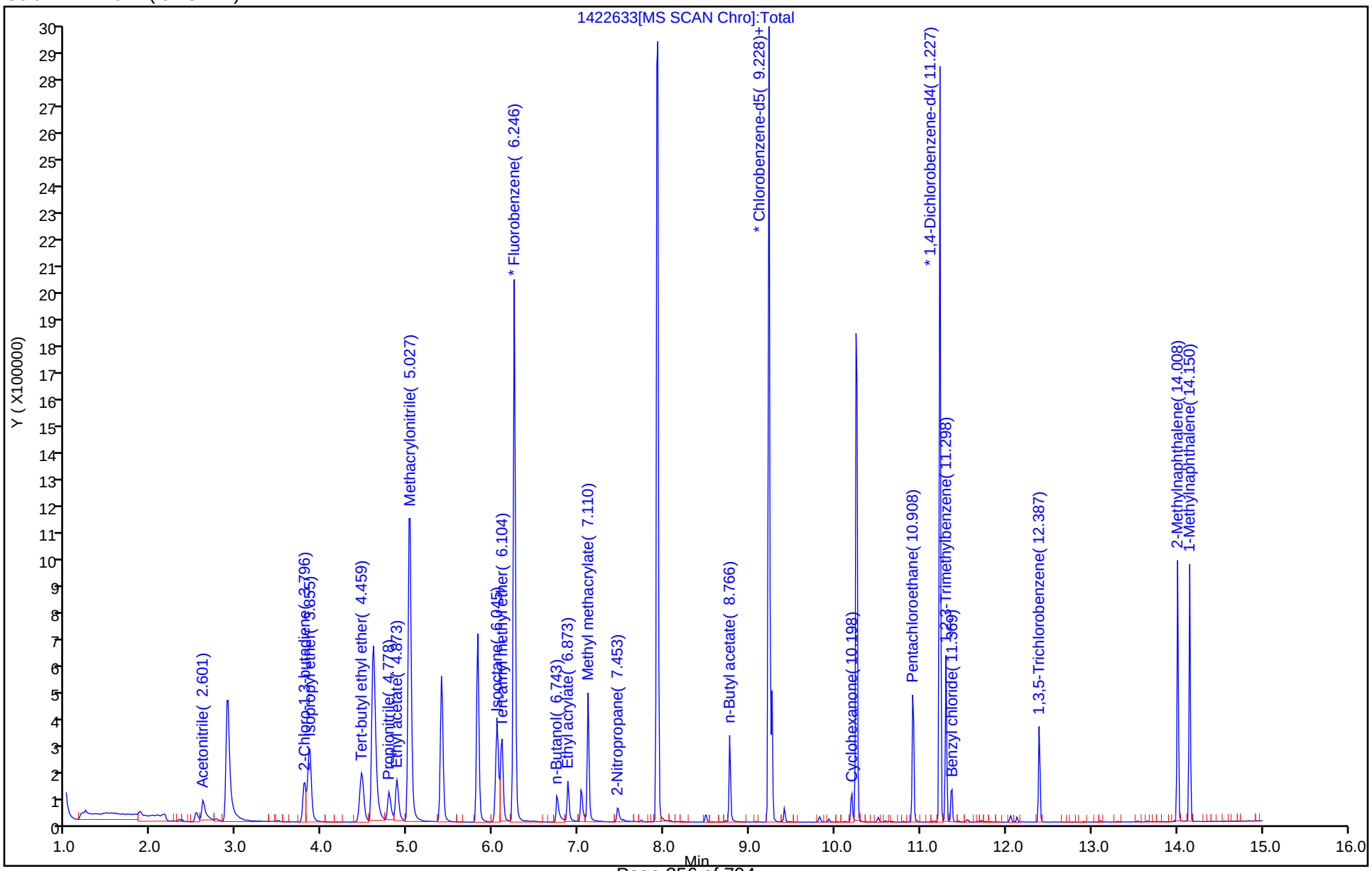

Eurofins TestAmerica, Canton
Target Compound Quantitation Report

Data File: \\chromna\Canton\ChromData\A3UX14\20191107-92918.b\1422634.D
Lims ID: ic
Client ID:
Sample Type: IC Calib Level: 3
Inject. Date: 07-Nov-2019 18:42:30 ALS Bottle#: 21 Worklist Smp#: 22
Purge Vol: 5.000 mL Dil. Factor: 1.0000
Sample Info: ic
Misc. Info.: 240-0092918-022
Operator ID: 002808 Instrument ID: A3UX14
Sublist: chrom-8260_14*sub84

Method: \\chromna\Canton\ChromData\A3UX14\20191107-92918.b\8260_14.m
Limit Group: MSV 8260B ICAL
Last Update: 08-Nov-2019 13:44:34 Calib Date: 07-Nov-2019 19:26:30
Integrator: RTE ID Type: Deconvolution ID
Quant Method: Internal Standard Quant By: Initial Calibration
Last ICal File: \\chromna\Canton\ChromData\A3UX14\20191107-92918.b\1422636.D

Column 1 : DB-624 (0.18 mm) Det: MS SCAN
Process Host: CTX0311

First Level Reviewer: macenczaks Date: 08-Nov-2019 09:56:55

Compound	Sig	RT (min.)	Exp RT (min.)	Dlt RT (min.)	Q	Response	Cal Amt ug/l	OnCol Amt ug/l	Flags
* 1 Fluorobenzene	96	6.246	6.246	0.000	100	1708394	50.0	50.0	
* 2 Chlorobenzene-d5	117	9.228	9.228	0.000	95	1212458	50.0	50.0	
* 3 1,4-Dichlorobenzene-d4	152	11.227	11.228	-0.001	99	523773	50.0	50.0	
28 Acetonitrile	41	2.601	2.601	0.000	99	96755	50.0	56.9	
37 2-Chloro-1,3-butadiene	53	3.785	3.785	0.000	92	71950	5.00	4.91	
38 Isopropyl ether	87	3.844	3.844	0.000	97	39479	5.00	4.86	
40 Tert-butyl ethyl ether	59	4.459	4.459	0.000	98	143186	5.00	4.97	
44 Propionitrile	54	4.778	4.779	-0.001	100	106402	50.0	53.5	
45 Ethyl acetate	43	4.873	4.873	0.000	99	139506	10.0	9.88	
47 Methacrylonitrile	41	5.015	5.027	-0.012	97	490421	50.0	51.7	
159 Isooctane	57	6.033	6.045	-0.012	98	186432	5.00	5.35	
57 Tert-amyl methyl ether	73	6.104	6.104	0.000	96	134139	5.00	5.02	
60 n-Butanol	56	6.743	6.743	0.000	96	47410	125.0	141.9	
61 Ethyl acrylate	55	6.873	6.873	0.000	100	82048	5.00	5.18	
66 Methyl methacrylate	41	7.110	7.110	0.000	94	119322	10.0	9.62	
69 2-Nitropropane	41	7.453	7.453	0.000	98	13357	10.0	10.7	
81 n-Butyl acetate	43	8.766	8.766	0.000	99	115643	5.00	5.72	
84 1-Chlorohexane	91	9.263	9.263	0.000	88	52100	5.00	4.77	
93 Cyclohexanone	55	10.198	10.186	0.012	97	32954	50.0	57.7	
104 Pentachloroethane	167	10.920	10.920	0.000	83	37262	10.0	11.1	
111 1,2,3-Trimethylbenzene	105	11.298	11.299	-0.001	98	158576	5.00	5.50	
112 Benzyl chloride	126	11.369	11.370	-0.001	99	10468	5.00	6.25	
116 1,3,5-Trichlorobenzene	180	12.387	12.387	0.000	97	53668	5.00	5.20	
121 2-Methylnaphthalene	142	14.008	14.008	0.000	94	222817	10.0	10.8	
158 1-Methylnaphthalene	142	14.150	14.150	0.000	94	219013	10.0	11.0	

Reagents:

VM568718_00016	Amount Added:	1.00	Units: uL
VMRA9W_00320	Amount Added:	0.50	Units: uL

Report Date: 08-Nov-2019 13:44:35 Chrom Revision: 2.3 09-Oct-2019 11:13:36

Eurofins TestAmerica, Canton

Data File: \\chromna\Canton\ChromData\A3UX14\20191107-92918.b\1422634.D

Injection Date:	07-Nov-2019 18:42:30	Instrument ID:	A3UX14	Operator ID:	002808
Lims ID:	ic			Worklist Smp#:	22
Client ID:					
Purge Vol:	5.000 mL	Dil. Factor:	1.0000	ALS Bottle#:	21
Method:	8260_14	Limit Group:	MSV 8260B ICAL		

Column: DB-624 (0.18 mm)

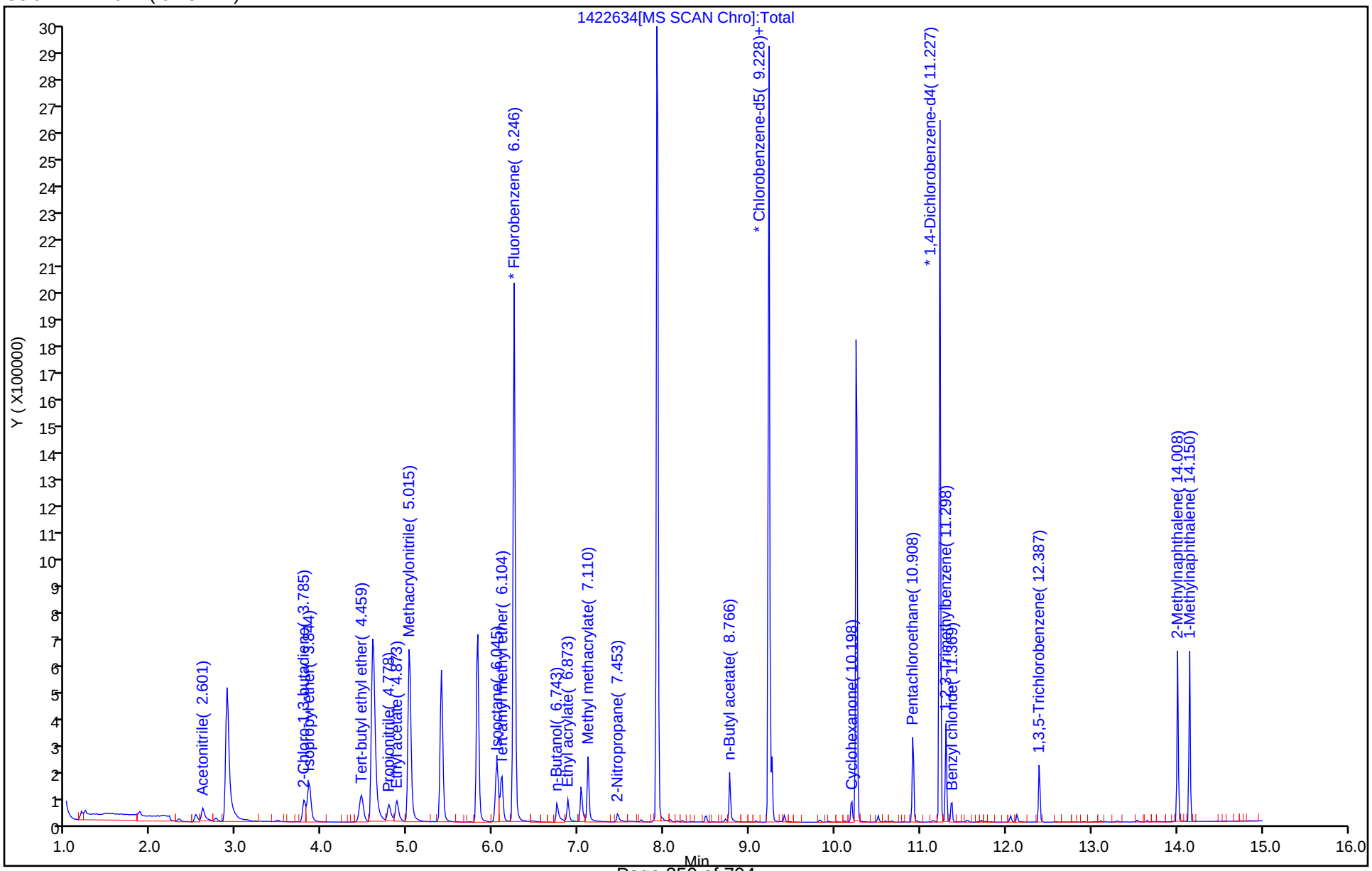

Eurofins TestAmerica, Canton
Target Compound Quantitation Report

Data File: \\chromna\Canton\ChromData\A3UX14\20191107-92918.b\1422635.D
Lims ID: ic
Client ID:
Sample Type: IC Calib Level: 2
Inject. Date: 07-Nov-2019 19:04:30 ALS Bottle#: 22 Worklist Smp#: 23
Purge Vol: 5.000 mL Dil. Factor: 1.0000
Sample Info: ic
Misc. Info.: 240-0092918-023
Operator ID: 002808 Instrument ID: A3UX14
Sublist: chrom-8260_14*sub84

Method: \\chromna\Canton\ChromData\A3UX14\20191107-92918.b\8260_14.m
Limit Group: MSV 8260B ICAL
Last Update: 08-Nov-2019 13:44:36 Calib Date: 07-Nov-2019 19:26:30
Integrator: RTE ID Type: Deconvolution ID
Quant Method: Internal Standard Quant By: Initial Calibration
Last ICal File: \\chromna\Canton\ChromData\A3UX14\20191107-92918.b\1422636.D

Column 1 : DB-624 (0.18 mm) Det: MS SCAN
Process Host: CTX0311

First Level Reviewer: macenczaks Date: 08-Nov-2019 09:57:16

Compound	Sig	RT (min.)	Exp RT (min.)	Dlt RT (min.)	Q	Response	Cal Amt ug/l	OnCol Amt ug/l	Flags
* 1 Fluorobenzene	96	6.246	6.246	0.000	100	1701573	50.0	50.0	
* 2 Chlorobenzene-d5	117	9.228	9.228	0.000	96	1210002	50.0	50.0	
* 3 1,4-Dichlorobenzene-d4	152	11.228	11.228	0.000	99	521245	50.0	50.0	
28 Acetonitrile	41	2.601	2.601	0.000	97	36738	20.0	21.7	
37 2-Chloro-1,3-butadiene	53	3.785	3.785	0.000	92	25897	2.00	1.77	
38 Isopropyl ether	87	3.844	3.844	0.000	96	15243	2.00	1.88	
40 Tert-butyl ethyl ether	59	4.447	4.459	-0.012	98	55645	2.00	1.94	
44 Propionitrile	54	4.779	4.779	0.000	99	40709	20.0	20.6	
45 Ethyl acetate	43	4.873	4.873	0.000	99	54811	4.00	3.90	
47 Methacrylonitrile	41	5.015	5.027	-0.012	97	183961	20.0	19.5	
159 Isooctane	57	6.033	6.045	-0.012	97	59020	2.00	1.70	
57 Tert-amyl methyl ether	73	6.092	6.104	-0.012	95	50960	2.00	1.92	
60 n-Butanol	56	6.755	6.743	0.012	94	12880	50.0	38.6	
61 Ethyl acrylate	55	6.873	6.873	0.000	99	27983	2.00	1.77	
66 Methyl methacrylate	41	7.110	7.110	0.000	94	42430	4.00	3.44	
69 2-Nitropropane	41	7.453	7.453	0.000	95	5002	4.00	4.77	
81 n-Butyl acetate	43	8.766	8.766	0.000	99	36166	2.00	1.79	
84 1-Chlorohexane	91	9.263	9.263	0.000	82	18469	2.00	1.70	
93 Cyclohexanone	55	10.198	10.186	0.012	97	9183	20.0	0.4714	
104 Pentachloroethane	167	10.908	10.920	-0.012	70	11011	4.00	4.93	
111 1,2,3-Trimethylbenzene	105	11.299	11.299	0.000	98	50566	2.00	1.76	
112 Benzyl chloride	126	11.370	11.370	0.000	99	3127	2.00	3.41	
116 1,3,5-Trichlorobenzene	180	12.387	12.387	0.000	97	19729	2.00	1.92	
121 2-Methylnaphthalene	142	14.008	14.008	0.000	93	82557	4.00	4.02	
158 1-Methylnaphthalene	142	14.150	14.150	0.000	94	81919	4.00	4.15	

Reagents:

VM568718_00016	Amount Added:	1.00	Units: uL
VMRA9W_00320	Amount Added:	0.20	Units: uL

Report Date: 08-Nov-2019 13:44:36 Chrom Revision: 2.3 09-Oct-2019 11:13:36

Eurofins TestAmerica, Canton

Data File: \\chromna\Canton\ChromData\A3UX14\20191107-92918.b\1422635.D

Injection Date:	07-Nov-2019 19:04:30	Instrument ID:	A3UX14	Operator ID:	002808
Lims ID:	ic			Worklist Smp#:	23
Client ID:					
Purge Vol:	5.000 mL	Dil. Factor:	1.0000	ALS Bottle#:	22
Method:	8260_14	Limit Group:	MSV 8260B ICAL		

Column: DB-624 (0.18 mm)

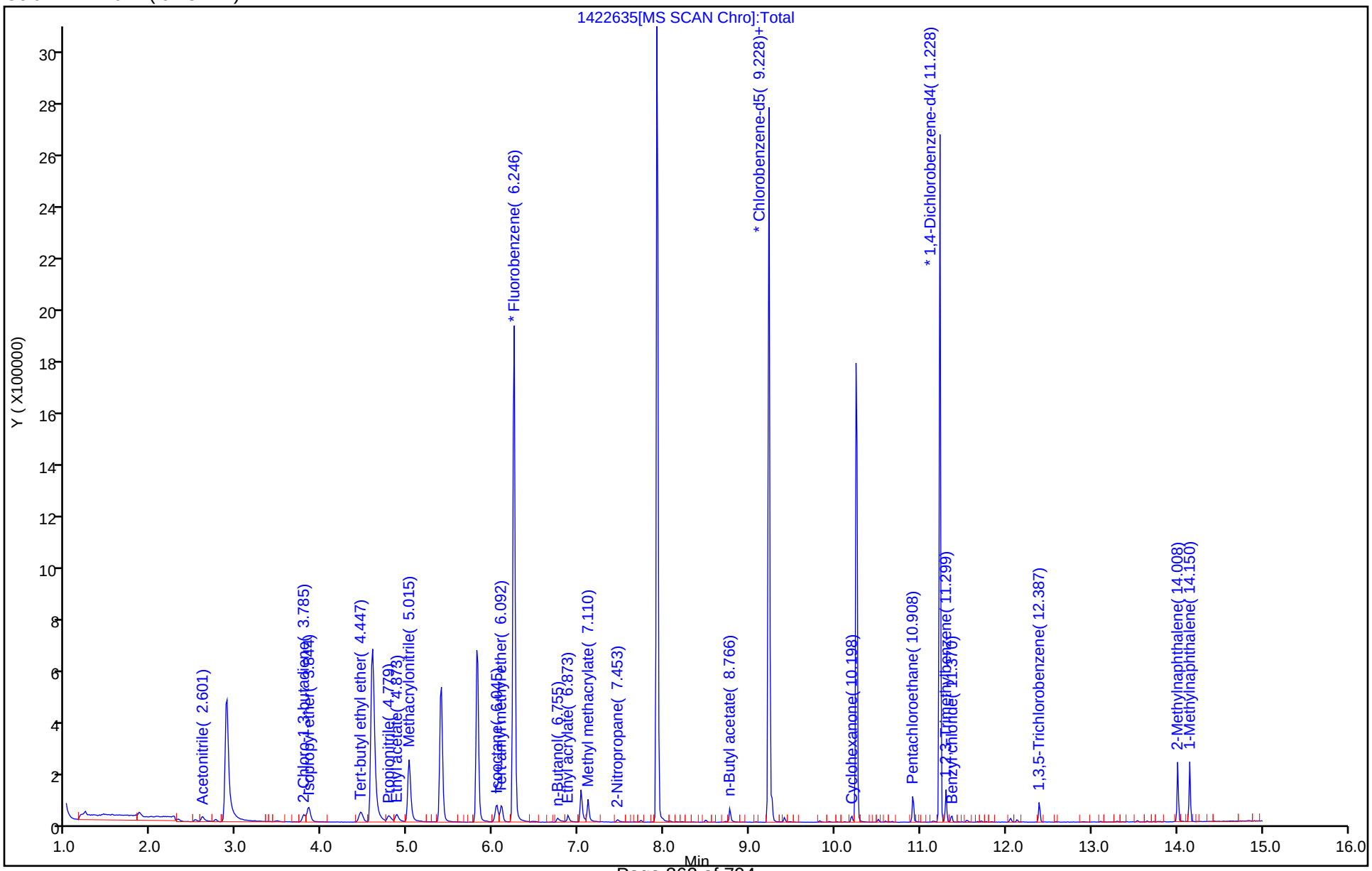

Eurofins TestAmerica, Canton
Target Compound Quantitation Report

Data File: \\chromna\Canton\ChromData\A3UX14\20191107-92918.b\1422636.D
Lims ID: ic
Client ID:
Sample Type: IC Calib Level: 1
Inject. Date: 07-Nov-2019 19:26:30 ALS Bottle#: 23 Worklist Smp#: 24
Purge Vol: 5.000 mL Dil. Factor: 1.0000
Sample Info: ic
Misc. Info.: 240-0092918-024
Operator ID: 002808 Instrument ID: A3UX14
Sublist: chrom-8260_14*sub84

Method: \\chromna\Canton\ChromData\A3UX14\20191107-92918.b\8260_14.m
Limit Group: MSV 8260B ICAL
Last Update: 08-Nov-2019 13:44:37 Calib Date: 07-Nov-2019 19:26:30
Integrator: RTE ID Type: Deconvolution ID
Quant Method: Internal Standard Quant By: Initial Calibration
Last ICal File: \\chromna\Canton\ChromData\A3UX14\20191107-92918.b\1422636.D

Column 1 : DB-624 (0.18 mm) Det: MS SCAN
Process Host: CTX0311

First Level Reviewer: macenczaks Date: 08-Nov-2019 09:40:32

Compound	Sig	RT (min.)	Exp RT (min.)	Dlt RT (min.)	Q	Response	Cal Amt ug/l	OnCol Amt ug/l	Flags
* 1 Fluorobenzene	96	6.246	6.246	0.000	100	1834122	50.0	50.0	
* 2 Chlorobenzene-d5	117	9.228	9.228	0.000	96	1281461	50.0	50.0	
* 3 1,4-Dichlorobenzene-d4	152	11.227	11.228	-0.001	99	547092	50.0	50.0	
28 Acetonitrile	41	2.601	2.601	0.000	98	17340	10.0	9.50	
37 2-Chloro-1,3-butadiene	53	3.785	3.785	-0.001	93	11575	1.00	0.7358	
38 Isopropyl ether	87	3.844	3.844	0.000	97	7230	1.00	0.8293	
40 Tert-butyl ethyl ether	59	4.447	4.459	-0.012	96	26621	1.00	0.8613	
44 Propionitrile	54	4.790	4.779	0.011	98	19711	10.0	9.23	
45 Ethyl acetate	43	4.873	4.873	0.000	99	28638	2.00	1.89	
47 Methacrylonitrile	41	5.015	5.027	-0.012	98	92127	10.0	9.05	
159 Isooctane	57	6.033	6.045	-0.012	94	24512	1.00	0.6548	
57 Tert-amyl methyl ether	73	6.104	6.104	0.000	95	27865	1.00	0.9715	
60 n-Butanol	56	6.755	6.743	0.012	95	8031	25.0	22.7	
61 Ethyl acrylate	55	6.885	6.873	0.012	99	13633	1.00	0.8018	
66 Methyl methacrylate	41	7.110	7.110	0.000	94	20576	2.00	1.55	
69 2-Nitropropane	41	7.465	7.453	0.012	88	3187	2.00	3.28	
81 n-Butyl acetate	43	8.766	8.766	0.000	99	19678	1.00	0.9210	
84 1-Chlorohexane	91	9.263	9.263	0.000	85	8783	1.00	0.7614	
93 Cyclohexanone	55	10.198	10.186	0.012	94	5738	10.0	-8.61	
104 Pentachloroethane	167	10.920	10.920	0.000	69	5168	2.00	3.50	
111 1,2,3-Trimethylbenzene	105	11.298	11.299	-0.001	98	26233	1.00	0.8711	
112 Benzyl chloride	126	11.369	11.370	-0.001	98	1443	1.00	2.72	
116 1,3,5-Trichlorobenzene	180	12.387	12.387	0.000	96	10215	1.00	0.9477	
121 2-Methylnaphthalene	142	14.008	14.008	0.000	93	43389	2.00	2.01	
158 1-Methylnaphthalene	142	14.150	14.150	0.000	96	43077	2.00	2.08	

Reagents:

VM568718_00016	Amount Added:	1.00	Units: uL
VMRA9W_00320	Amount Added:	0.10	Units: uL

Report Date: 08-Nov-2019 13:44:38 Chrom Revision: 2.3 09-Oct-2019 11:13:36

Eurofins TestAmerica, Canton

Data File: \\chromna\Canton\ChromData\A3UX14\20191107-92918.b\1422636.D

Injection Date:	07-Nov-2019 19:26:30	Instrument ID:	A3UX14	Operator ID:	002808
Lims ID:	ic			Worklist Smp#:	24
Client ID:					
Purge Vol:	5.000 mL	Dil. Factor:	1.0000	ALS Bottle#:	23
Method:	8260_14	Limit Group:	MSV 8260B ICAL		

Column: DB-624 (0.18 mm)

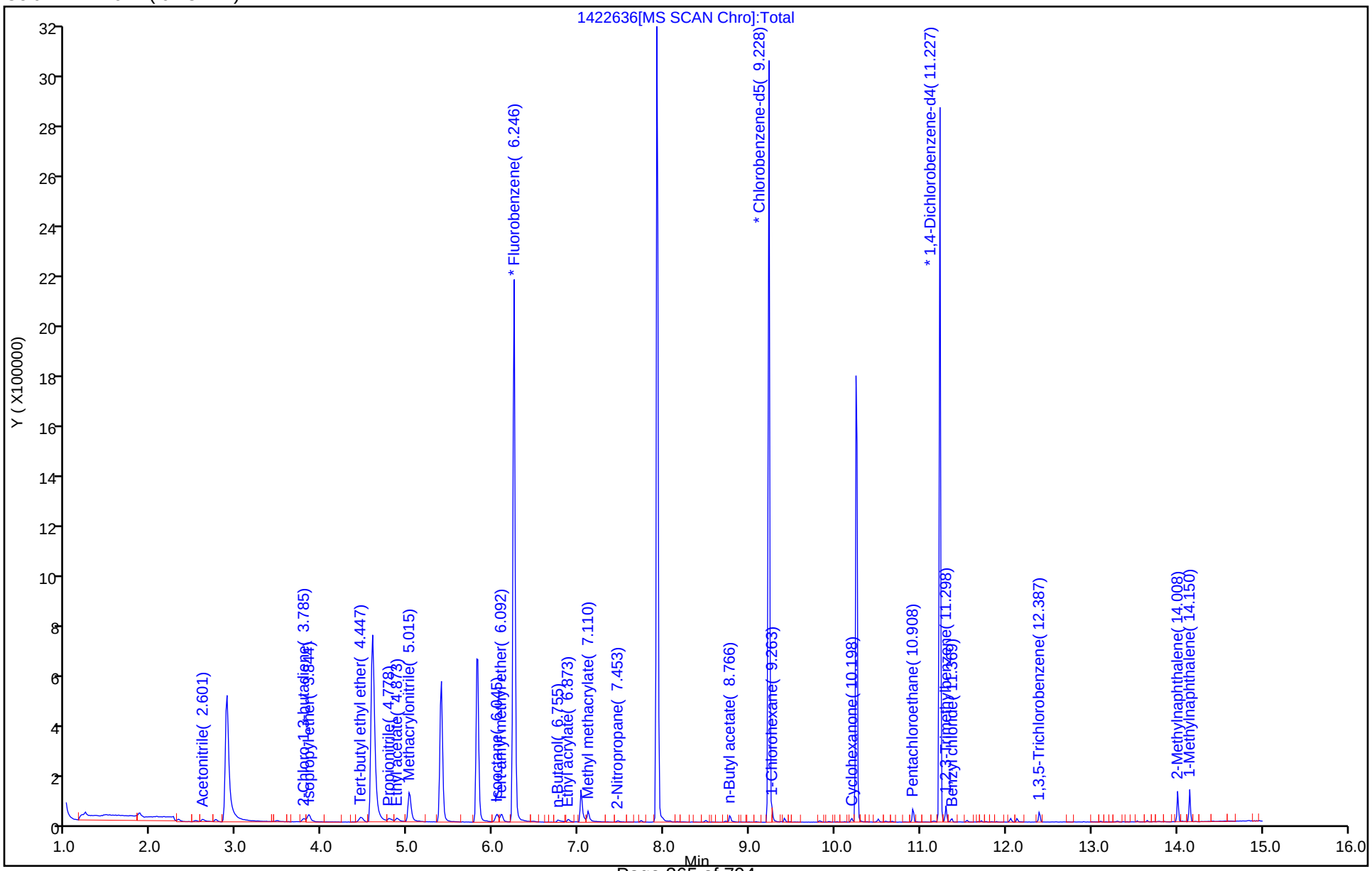

FORM VI
GC/MS VOA BY INTERNAL STANDARD - INITIAL CALIBRATION DATA
CURVE EVALUATION

Lab Name: Eurofins TestAmerica, Canton Job No.: 240-123986-1 Analy Batch No.: 411174

SDG No.:

Instrument ID: A3UX18 GC Column: DB-624 ID: 0.18(mm) Heated Purge: (Y/N) Y

Calibration Start Date: 11/15/2019 15:42 Calibration End Date: 11/15/2019 19:02 Calibration ID: 54341

Calibration Files:

LEVEL:	LAB SAMPLE ID:	LAB FILE ID:
Level 1	IC 240-411174/11	181410.D
Level 2	IC 240-411174/10	181409.D
Level 3	IC 240-411174/9	181408.D
Level 4	IC 240-411174/8	181407.D
Level 5	IC 240-411174/7	181406.D
Level 6	ICIS 240-411174/6	181405.D
Level 7	IC 240-411174/5	181404.D
Level 8	IC 240-411174/4	181403.D
Level 9	IC 240-411174/3	181402.D

ANALYTE	RRF					CURVE TYPE	COEFFICIENT			#	MIN RRF	%RSD	#	MAX %RSD	R^2 OR COD	#	MIN R^2 OR COD
	LVL 1 LVL 6	LVL 2 LVL 7	LVL 3 LVL 8	LVL 4 LVL 9	LVL 5		B	M1	M2								
Dichlorodifluoromethane	+++++ 0.2424	+++++ 0.2483	0.2200 0.2358	0.2147 0.2387	0.2265	Ave		0.2323				5.3		15.0			
Chloromethane	+++++ 0.3494	0.3176 0.3434	0.3400 0.3430	0.3136 0.3453	0.3327	Ave		0.3356			0.1000	4.0		15.0			
Vinyl chloride	0.1821 0.2677	0.2286 0.2682	0.2237 0.2648	0.2389 0.2659	0.2500	Ave		0.2433				11.8		15.0			
Butadiene	0.3528 0.3221	0.2671 0.3318	0.2985 0.3214	0.3102 0.3216	0.3064	Ave		0.3147				7.5		15.0			
Bromomethane	0.2029 0.1595	0.1852 +++++	0.1494 +++++	0.1669 +++++	0.1586	Ave		0.1704				11.7		15.0			
Chloroethane	0.1467 0.1719	0.1502 0.1659	0.1490 0.1444	0.1566 +++++	0.1683	Ave		0.1566				6.8		15.0			
Dichlorofluoromethane	0.4191 0.3735	0.4527 0.3658	0.3760 0.3562	0.3686 0.3482	0.3695	Ave		0.3811				8.7		15.0			
Trichlorofluoromethane	+++++ 0.3497	0.2586 0.3547	0.2976 0.3482	0.3192 0.3439	0.3307	Ave		0.3253				10.1		15.0			
Ethyl ether	0.2016 0.2419	0.2243 0.2599	0.2419 0.2437	0.2389 0.2421	0.2474	Ave		0.2380				6.9		15.0			
Acrolein	0.0450 0.0331	0.0401 0.0389	0.0389 0.0337	0.0336 0.0337	0.0352	Ave		0.0369				11.0		15.0			
1,1-Dichloroethene	+++++ 0.2078	0.1690 0.2153	0.1872 0.2099	0.2007 0.1993	0.2113	Ave		0.2001				7.7		15.0			
1,1,2-Trichlorotrifluoroethane	+++++ 0.1517	+++++ 0.1592	0.1288 0.1501	0.1435 0.1432	0.1519	Ave		0.1469				6.6		15.0			
Acetone	+++++ 0.0564	0.1181 0.0721	0.0923 0.0570	0.0673 0.0572	0.0677	Lin1	0.2672	0.0587							0.9910		0.9900

Note: The M1 coefficient is the same as Ave RRF for an Ave curve type.

FORM VI
GC/MS VOA BY INTERNAL STANDARD - INITIAL CALIBRATION DATA
CURVE EVALUATION

Lab Name: Eurofins TestAmerica, Canton Job No.: 240-123986-1 Analy Batch No.: 411174

SDG No.:

Instrument ID: A3UX18 GC Column: DB-624 ID: 0.18(mm) Heated Purge: (Y/N) Y

Calibration Start Date: 11/15/2019 15:42 Calibration End Date: 11/15/2019 19:02 Calibration ID: 54341

ANALYTE	RRF					CURVE TYPE	COEFFICIENT			#	MIN RRF	%RSD	#	MAX %RSD	R^2 OR COD	#	MIN R^2 OR COD
	LVL 1 LVL 6	LVL 2 LVL 7	LVL 3 LVL 8	LVL 4 LVL 9	LVL 5		B	M1	M2								
Iodomethane	0.3021 0.3629	0.3146 0.3684	0.3229 0.3645	0.3369 0.3520	0.3555	Ave		0.3422				7.1		15.0			
Carbon disulfide	0.5157 0.7335	0.6181 0.7428	0.6342 0.7204	0.6914 0.6860	0.7251	Ave		0.6741				10.9		15.0			
3-Chloro-1-propene	+++++ 0.1598	+++++ 0.1640	0.1346 0.1634	0.1492 0.1580	0.1616	Ave		0.1558				6.8		15.0			
Methyl acetate	0.1511 0.1724	0.1656 0.2068	0.1748 0.1729	0.1678 0.1742	0.1853	Ave		0.1745				8.7		15.0			
Methylene Chloride	0.2644 0.2538	0.2724 0.2574	0.2425 0.2552	0.2501 0.2491	0.2537	Ave		0.2554				3.4		15.0			
tert-Butyl alcohol	0.0195 0.0218	0.0196 0.0292	0.0232 0.0212	0.0214 0.0213	0.0245	Ave		0.0224				13.3		15.0			
Acrylonitrile	0.0752 0.0768	0.0747 0.0891	0.0783 0.0758	0.0756 0.0763	0.0821	Ave		0.0782				6.0		15.0			
trans-1,2-Dichloroethene	0.1821 0.2634	0.2474 0.2647	0.2365 0.2603	0.2496 0.2530	0.2621	Ave		0.2466				10.5		15.0			
Methyl tert-butyl ether	0.5001 0.6270	0.5925 0.6986	0.5838 0.6291	0.5946 0.6238	0.6384	Ave		0.6098				8.8		15.0			
Hexane	+++++ 0.0786	0.0611 0.0829	0.0650 0.0803	0.0746 0.0775	0.0774	Ave		0.0747				10.2		15.0			
1,1-Dichloroethane	0.3641 0.5234	0.4888 0.5286	0.4880 0.5238	0.5110 0.5091	0.5268	Ave		0.4960			0.1000	10.4		15.0			
Vinyl acetate	+++++ 0.0420	0.0353 0.0495	0.0414 0.0445	0.0375 0.0447	0.0432	Ave		0.0423				10.4		15.0			
2,2-Dichloropropane	+++++ 0.0688	0.0511 0.0709	0.0573 0.0681	0.0626 0.0641	0.0675	Ave		0.0638				10.5		15.0			
cis-1,2-Dichloroethene	0.2529 0.2922	0.2756 0.2926	0.2740 0.2911	0.2909 0.2857	0.2966	Ave		0.2835				4.9		15.0			
2-Butanone (MEK)	0.1193 0.1019	0.1045 0.1251	0.1011 0.0993	0.0933 0.1003	0.1135	Ave		0.1065				9.8		15.0			
Bromochloromethane	0.1218 0.1302	0.1267 0.1335	0.1231 0.1306	0.1246 0.1295	0.1311	Ave		0.1279				3.1		15.0			
Tetrahydrofuran	+++++ 0.0699	0.0638 0.0871	0.0854 0.0699	0.0700 0.0697	0.0765	Ave		0.0740				11.2		15.0			
Chloroform	0.3705 0.4601	0.4570 0.4599	0.4488 0.4569	0.4515 0.4477	0.4651	Ave		0.4464				6.5		15.0			
1,1,1-Trichloroethane	+++++ 0.3862	0.3286 0.3923	0.3476 0.3769	0.3781 0.3571	0.3905	Ave		0.3697				6.2		15.0			
Cyclohexane	+++++ 0.5521	0.4771 0.5642	0.5234 0.5318	0.5536 0.5010	0.5669	Ave		0.5338				6.0		15.0			

Note: The M1 coefficient is the same as Ave RRF for an Ave curve type.

FORM VI
GC/MS VOA BY INTERNAL STANDARD - INITIAL CALIBRATION DATA
CURVE EVALUATION

Lab Name: Eurofins TestAmerica, Canton Job No.: 240-123986-1 Analy Batch No.: 411174

SDG No.:

Instrument ID: A3UX18 GC Column: DB-624 ID: 0.18(mm) Heated Purge: (Y/N) Y

Calibration Start Date: 11/15/2019 15:42 Calibration End Date: 11/15/2019 19:02 Calibration ID: 54341

ANALYTE	RRF					CURVE TYPE	COEFFICIENT			#	MIN RRF	%RSD	#	MAX %RSD	R^2 OR COD	#	MIN R^2 OR COD
	LVL 1 LVL 6	LVL 2 LVL 7	LVL 3 LVL 8	LVL 4 LVL 9	LVL 5		B	M1	M2								
1,1-Dichloropropene	+++++ 0.3707	0.3292 0.3744	0.3341 0.3571	0.3584 0.3406	0.3744	Ave		0.3549				5.1		15.0			
Carbon tetrachloride	+++++ 0.3417	0.2626 0.3514	0.2919 0.3398	0.3192 0.3247	0.3395	Ave		0.3214				9.3		15.0			
Isobutyl alcohol	0.0101 0.0113	0.0115 0.0145	0.0115 0.0106	0.0104 0.0104	0.0121	Ave		0.0114				11.8		15.0			
Benzene	0.8757 1.0821	1.0161 1.0700	0.9986 1.0361	1.0700 1.0002	1.0878	Ave		1.0263				6.4		15.0			
1,2-Dichloroethane	+++++ 0.3824	0.3681 0.3993	0.3730 0.3767	0.3778 0.3727	0.3960	Ave		0.3807				3.0		15.0			
n-Heptane	+++++ 0.0960	0.0719 0.1012	0.0771 0.0966	0.0923 0.0928	0.0941	Ave		0.0902				11.3		15.0			
Trichloroethene	0.2092 0.2732	0.2490 0.2768	0.2455 0.2669	0.2685 0.2572	0.2733	Ave		0.2577				8.3		15.0			
Methylcyclohexane	+++++ 0.4760	0.4090 0.4917	0.4293 0.4600	0.4871 0.4373	0.4903	Ave		0.4601				6.9		15.0			
1,2-Dichloropropane	0.2255 0.3025	0.2837 0.3066	0.2776 0.2982	0.2983 0.2913	0.3088	Ave		0.2881				8.9		15.0			
Dibromomethane	0.1082 0.1345	0.1291 0.1464	0.1310 0.1352	0.1330 0.1340	0.1426	Ave		0.1327				8.1		15.0			
1,4-Dioxane	+++++ 0.0018	+++++ 0.0022	0.0015 0.0018	0.0015 0.0018	0.0020	Ave		0.0018				13.7		15.0			
Bromodichloromethane	0.2799 0.3430	0.3171 0.3513	0.2992 0.3435	0.3246 0.3402	0.3398	Ave		0.3265				7.3		15.0			
2-Chloroethyl vinyl ether	+++++ 0.1214	0.1007 0.1429	0.1064 0.1286	0.1047 0.1292	0.1180	Ave		0.1190				12.2		15.0			
cis-1,3-Dichloropropene	0.3091 0.4486	0.3939 0.4592	0.3935 0.4449	0.4183 0.4413	0.4371	Ave		0.4162				11.2		15.0			
4-Methyl-2-pentanone (MIBK)	0.2773 0.3111	0.2916 0.3773	0.3360 0.3071	0.3082 0.3053	0.3351	Ave		0.3166				9.3		15.0			
Toluene	1.3155 1.5238	1.5112 1.5277	1.4255 1.5254	1.5130 1.4622	1.5203	Ave		1.4805				4.8		15.0			
trans-1,3-Dichloropropene	0.3559 0.5140	0.4374 0.5483	0.4415 0.5296	0.4608 0.5273	0.4900	Ave		0.4783				12.7		15.0			
Ethyl methacrylate	0.3546 0.4217	0.4165 0.4681	0.4163 0.4112	0.4089 0.4099	0.4305	Ave		0.4153				7.0		15.0			
1,1,2-Trichloroethane	0.2276 0.2623	0.2649 0.2745	0.2753 0.2596	0.2576 0.2561	0.2636	Ave		0.2602				5.4		15.0			
Tetrachloroethene	0.1880 0.2517	0.2308 0.2566	0.2276 0.2532	0.2459 0.2391	0.2463	Ave		0.2377				8.9		15.0			

Note: The M1 coefficient is the same as Ave RRF for an Ave curve type.

FORM VI
GC/MS VOA BY INTERNAL STANDARD - INITIAL CALIBRATION DATA
CURVE EVALUATION

Lab Name: Eurofins TestAmerica, Canton Job No.: 240-123986-1 Analy Batch No.: 411174

SDG No.:

Instrument ID: A3UX18 GC Column: DB-624 ID: 0.18(mm) Heated Purge: (Y/N) Y

Calibration Start Date: 11/15/2019 15:42 Calibration End Date: 11/15/2019 19:02 Calibration ID: 54341

ANALYTE	RRF					CURVE TYPE	COEFFICIENT			#	MIN RRF	%RSD	#	MAX %RSD	R^2 OR COD	#	MIN R^2 OR COD
	LVL 1 LVL 6	LVL 2 LVL 7	LVL 3 LVL 8	LVL 4 LVL 9	LVL 5		B	M1	M2								
1,3-Dichloropropane	0.3782 0.4870	0.4710 0.5153	0.4902 0.4809	0.4851 0.4749	0.4958	Ave		0.4754				8.1		15.0			
2-Hexanone	0.1827 0.2191	0.1985 0.2628	0.2145 0.2072	0.2053 0.2075	0.2320	Ave		0.2144				10.6		15.0			
Chlorodibromomethane	0.2441 0.3001	0.2396 0.3218	0.2661 0.3120	0.2667 0.3137	0.2916	Ave		0.2840				10.8		15.0			
1,2-Dibromoethane	0.2140 0.2497	0.2379 0.2705	0.2434 0.2491	0.2415 0.2488	0.2576	Ave		0.2458				6.2		15.0			
Chlorobenzene	0.8573 0.9890	0.9517 0.9870	0.9061 0.9778	0.9545 0.9458	0.9673	Ave		0.9485			0.3000	4.5		15.0			
1,1,1,2-Tetrachloroethane	0.2680 0.3331	0.2840 0.3378	0.2920 0.3393	0.3050 0.3294	0.3233	Ave		0.3124				8.4		15.0			
Ethylbenzene	0.4272 0.5335	0.5124 0.5306	0.4774 0.5149	0.5043 0.4929	0.5184	Ave		0.5013				6.6		15.0			
m-Xylene & p-Xylene	0.5360 0.6539	0.6075 0.6565	0.5764 0.6394	0.6345 0.6050	0.6274	Ave		0.6152				6.4		15.0			
o-Xylene	0.5184 0.6322	0.5994 0.6265	0.5777 0.5995	0.6255 0.5804	0.6202	Ave		0.5978				6.0		15.0			
Styrene	0.9102 1.0807	1.0843 1.0742	0.9900 1.0371	1.0261 1.0049	1.0577	Ave		1.0295				5.4		15.0			
Bromoform	+++++ 0.1487	+++++ 0.1688	0.1204 0.1547	0.1250 0.1558	0.1424	Ave		0.1451			0.1000	12.0		15.0			
Isopropylbenzene	1.2349 1.5978	1.4697 1.5892	1.3800 1.4963	1.5387 1.4173	1.5499	Ave		1.4749				7.9		15.0			
1,1,2,2-Tetrachloroethane	0.5527 0.6510	0.6236 0.7309	0.6534 0.6362	0.6404 0.6264	0.6845	Ave		0.6443			0.3000	7.5		15.0			
Bromobenzene	0.6727 0.8210	0.7853 0.8336	0.7127 0.8244	0.8010 0.7957	0.8090	Ave		0.7839				7.0		15.0			
1,2,3-Trichloropropane	0.1474 0.1970	0.1965 0.2271	0.2004 0.2004	0.2039 0.1987	0.2152	Ave		0.1985				10.9		15.0			
trans-1,4-Dichloro-2-butene	+++++ 0.2419	+++++ 0.2837	0.2118 0.2528	0.2097 0.2542	0.2394	Ave		0.2419				10.6		15.0			
N-Propylbenzene	0.7726 1.0634	0.9661 1.0532	0.8520 1.0429	1.0137 0.9742	1.0047	Ave		0.9714				10.1		15.0			
2-Chlorotoluene	0.6460 0.8728	0.8251 0.8755	0.7480 0.8679	0.8308 0.8284	0.8255	Ave		0.8133				9.1		15.0			
1,3,5-Trimethylbenzene	2.3098 3.0156	2.8315 3.0023	2.5785 2.8803	2.9111 2.7179	2.9489	Ave		2.7995				8.2		15.0			
4-Chlorotoluene	0.6837 0.9079	0.8687 0.9011	0.7779 0.8900	0.8699 0.8502	0.8749	Ave		0.8471				8.5		15.0			

Note: The M1 coefficient is the same as Ave RRF for an Ave curve type.

FORM VI
GC/MS VOA BY INTERNAL STANDARD - INITIAL CALIBRATION DATA
CURVE EVALUATION

Lab Name: Eurofins TestAmerica, Canton Job No.: 240-123986-1 Analy Batch No.: 411174

SDG No.:

Instrument ID: A3UX18 GC Column: DB-624 ID: 0.18(mm) Heated Purge: (Y/N) Y

Calibration Start Date: 11/15/2019 15:42 Calibration End Date: 11/15/2019 19:02 Calibration ID: 54341

ANALYTE	RRF					CURVE TYPE	COEFFICIENT			#	MIN RRF	%RSD	#	MAX %RSD	R^2 OR COD	#	MIN R^2 OR COD
	LVL 1 LVL 6	LVL 2 LVL 7	LVL 3 LVL 8	LVL 4 LVL 9	LVL 5		B	M1	M2								
tert-Butylbenzene	2.1552 2.7764	2.6024 2.8212	2.3661 2.6772	2.6638 2.5054	2.7437	Ave		2.5901				8.3		15.0			
1,2,4-Trimethylbenzene	2.4557 3.0979	3.0077 3.0263	2.6305 2.9764	2.9334 2.8573	2.9584	Ave		2.8826				7.2		15.0			
sec-Butylbenzene	2.8236 3.8145	3.4904 3.7648	3.1398 3.6486	3.6527 3.4294	3.6768	Ave		3.4934				9.3		15.0			
1,3-Dichlorobenzene	1.3146 1.5736	1.5507 1.5875	1.3603 1.5724	1.5174 1.5308	1.5264	Ave		1.5038				6.5		15.0			
4-Isopropyltoluene	2.5438 3.3754	3.1073 3.3285	2.7232 3.2735	3.1687 3.0670	3.2068	Ave		3.0883				9.1		15.0			
1,4-Dichlorobenzene	1.4563 1.5957	1.5798 1.5866	1.4329 1.5716	1.4854 1.5401	1.5288	Ave		1.5308				3.9		15.0			
n-Butylbenzene	2.1253 2.9829	2.7723 2.9427	2.3686 2.8554	2.8042 2.7131	2.8153	Ave		2.7089				10.4		15.0			
1,2-Dichlorobenzene	1.2732 1.4712	1.4815 1.4599	1.3488 1.4439	1.4241 1.4076	1.4132	Ave		1.4137				4.7		15.0			
1,2-Dibromo-3-Chloropropane	+++++ 0.1103	0.0938 0.1303	0.0953 0.1169	0.1023 0.1197	0.1147	Ave		0.1104				11.4		15.0			
1,2,4-Trichlorobenzene	0.9637 0.9557	0.9832 0.9678	0.8342 0.9838	0.9025 0.9825	0.9085	Ave		0.9424				5.4		15.0			
Hexachlorobutadiene	0.4183 0.4384	0.4459 0.4406	0.3644 0.4549	0.4142 0.4431	0.4166	Ave		0.4263				6.4		15.0			
Naphthalene	2.3083 2.1338	2.3064 2.3329	2.1537 2.1575	2.0790 2.1772	2.2119	Ave		2.2068				4.1		15.0			
1,2,3-Trichlorobenzene	0.9039 0.8598	0.9108 0.8940	0.8033 0.8657	0.8094 0.8778	0.8341	Ave		0.8621				4.6		15.0			
Dibromofluoromethane (Surr)	0.2165 0.2427	0.2389 0.2422	0.2065 0.2394	0.2353 0.2403	0.2457	Ave		0.2342				5.7		15.0			
1,2-Dichloroethane-d4 (Surr)	0.2363 0.2907	0.3081 0.3026	0.2677 0.2883	0.2809 0.2890	0.3001	Ave		0.2848				7.7		15.0			
Toluene-d8 (Surr)	1.1007 1.2667	1.2901 1.2466	1.1179 1.2448	1.2406 1.2240	1.2710	Ave		1.2225				5.5		15.0			
4-Bromofluorobenzene (Surr)	0.9943 1.0888	1.1462 1.0888	0.9304 1.0875	1.0559 1.0547	1.0660	Ave		1.0570				5.9		15.0			

Note: The M1 coefficient is the same as Ave RRF for an Ave curve type.

FORM VI
GC/MS VOA BY INTERNAL STANDARD - INITIAL CALIBRATION DATA
RESPONSE AND CONCENTRATION

Lab Name: Eurofins TestAmerica, Canton Job No.: 240-123986-1 Analy Batch No.: 411174

SDG No.:

Instrument ID: A3UX18 GC Column: DB-624 ID: 0.18(mm) Heated Purge: (Y/N) Y

Calibration Start Date: 11/15/2019 15:42 Calibration End Date: 11/15/2019 19:02 Calibration ID: 54341

Calibration Files:

LEVEL:	LAB SAMPLE ID:	LAB FILE ID:
Level 1	IC 240-411174/11	181410.D
Level 2	IC 240-411174/10	181409.D
Level 3	IC 240-411174/9	181408.D
Level 4	IC 240-411174/8	181407.D
Level 5	IC 240-411174/7	181406.D
Level 6	ICIS 240-411174/6	181405.D
Level 7	IC 240-411174/5	181404.D
Level 8	IC 240-411174/4	181403.D
Level 9	IC 240-411174/3	181402.D

ANALYTE	IS REF	CURVE TYPE	RESPONSE					CONCENTRATION (UG/L)				
			LVL 1 LVL 6	LVL 2 LVL 7	LVL 3 LVL 8	LVL 4 LVL 9	LVL 5	LVL 1 LVL 6	LVL 2 LVL 7	LVL 3 LVL 8	LVL 4 LVL 9	LVL 5
Dichlorodifluoromethane	FB	Ave	+++++ 132492	+++++ 273576	11946 515426	23066 649065	48662	+++++ 50.0	+++++ 100	5.00 200	10.0 250	20.0
Chloromethane	FB	Ave	+++++ 190964	6663 378416	18465 749708	33685 939017	71483	+++++ 50.0	2.00 100	5.00 200	10.0 250	20.0
Vinyl chloride	FB	Ave	1737 146283	4795 295579	12146 578886	25668 723026	53720	1.00 50.0	2.00 100	5.00 200	10.0 250	20.0
Butadiene	FB	Ave	3366 176001	5604 365628	16209 702634	33322 874618	65828	1.00 50.0	2.00 100	5.00 200	10.0 250	20.0
Bromomethane	FB	Ave	1936 87152	3885 +++++	8110 +++++	17927 +++++	34082	1.00 50.0	2.00 +++++	5.00 +++++	10.0 +++++	20.0
Chloroethane	FB	Ave	1400 93933	3150 182865	8093 315678	16822 +++++	36155	1.00 50.0	2.00 100	5.00 200	10.0 +++++	20.0
Dichlorofluoromethane	FB	Ave	3998 204094	9498 403137	20417 778595	39592 947002	79404	1.00 50.0	2.00 100	5.00 200	10.0 250	20.0
Trichlorofluoromethane	FB	Ave	+++++ 191128	5425 390873	16160 761179	34289 935309	71048	+++++ 50.0	2.00 100	5.00 200	10.0 250	20.0
Ethyl ether	FB	Ave	1923 132191	4705 286395	13138 532751	25658 658379	53150	1.00 50.0	2.00 100	5.00 200	10.0 250	20.0
Acrolein	FB	Ave	2145 90394	4211 214399	10564 368241	18054 457634	37824	5.00 250	10.0 500	25.0 1000	50.0 1250	100
1,1-Dichloroethene	FB	Ave	+++++ 113564	3546 237271	10163 458927	21556 542105	45411	+++++ 50.0	2.00 100	5.00 200	10.0 250	20.0
1,1,2-Trichlorotrifluoroethane	FB	Ave	+++++ 82909	+++++ 175381	6996 328038	15414 389302	32634	+++++ 50.0	+++++ 100	5.00 200	10.0 250	20.0
Acetone	FB	Lin1	+++++ 61595	4954 158820	10027 249045	14468 310861	29100	+++++ 100	4.00 200	10.0 400	20.0 500	40.0
Iodomethane	FB	Ave	2882 198323	6599 405948	17534 796807	36188 957194	76390	1.00 50.0	2.00 100	5.00 200	10.0 250	20.0

FORM VI
GC/MS VOA BY INTERNAL STANDARD - INITIAL CALIBRATION DATA
RESPONSE AND CONCENTRATION

Lab Name: Eurofins TestAmerica, Canton Job No.: 240-123986-1 Analy Batch No.: 411174

SDG No.:

Instrument ID: A3UX18 GC Column: DB-624 ID: 0.18(mm) Heated Purge: (Y/N) Y

Calibration Start Date: 11/15/2019 15:42 Calibration End Date: 11/15/2019 19:02 Calibration ID: 54341

ANALYTE	IS REF	CURVE TYPE	RESPONSE					CONCENTRATION (UG/L)				
			LVL 1 LVL 6	LVL 2 LVL 7	LVL 3 LVL 8	LVL 4 LVL 9	LVL 5	LVL 1 LVL 6	LVL 2 LVL 7	LVL 3 LVL 8	LVL 4 LVL 9	LVL 5
Carbon disulfide	FB	Ave	4920 400865	12966 818544	34438 1574681	74274 1865565	155801	1.00 50.0	2.00 100	5.00 200	10.0 250	20.0
3-Chloro-1-propene	FB	Ave	+++++ 87352	+++++ 180668	7311 357235	16027 429690	34725	+++++ 50.0	+++++ 100	5.00 200	10.0 250	20.0
Methyl acetate	FB	Ave	2883 188446	6947 455767	18988 755880	36052 947333	79625	2.00 100	4.00 200	10.0 400	20.0 500	40.0
Methylene Chloride	FB	Ave	2523 138688	5714 283651	13170 557851	26862 677281	54510	1.00 50.0	2.00 100	5.00 200	10.0 250	20.0
tert-Butyl alcohol	FB	Ave	1859 119152	4110 321310	12613 463302	22956 579717	52612	10.0 500	20.0 1000	50.0 2000	100 2500	200
Acrylonitrile	FB	Ave	7178 419475	15672 982169	42535 1657956	81206 2074129	176460	10.0 500	20.0 1000	50.0 2000	100 2500	200
trans-1,2-Dichloroethene	FB	Ave	1737 143931	5190 291642	12844 569099	26815 688082	56327	1.00 50.0	2.00 100	5.00 200	10.0 250	20.0
Methyl tert-butyl ether	FB	Ave	4771 342660	12430 769806	31702 1375122	63869 1696389	137171	1.00 50.0	2.00 100	5.00 200	10.0 250	20.0
Hexane	FB	Ave	+++++ 42974	1282 91331	3532 175493	8010 210797	16628	+++++ 50.0	2.00 100	5.00 200	10.0 250	20.0
1,1-Dichloroethane	FB	Ave	3474 286020	10254 582465	26500 1145086	54894 1384339	113200	1.00 50.0	2.00 100	5.00 200	10.0 250	20.0
Vinyl acetate	FB	Ave	+++++ 22941	740 54558	2250 97257	4029 121515	9276	+++++ 50.0	2.00 100	5.00 200	10.0 250	20.0
2,2-Dichloropropane	FB	Ave	+++++ 37605	1071 78113	3114 148906	6722 174261	14496	+++++ 50.0	2.00 100	5.00 200	10.0 250	20.0
cis-1,2-Dichloroethene	FB	Ave	2413 159700	5782 322489	14878 636243	31253 776996	63725	1.00 50.0	2.00 100	5.00 200	10.0 250	20.0
2-Butanone (MEK)	FB	Ave	2276 111383	4386 275806	10985 434037	20036 545752	48786	2.00 100	4.00 200	10.0 400	20.0 500	40.0
Bromochloromethane	FB	Ave	1162 71144	2658 147086	6683 285452	13384 352059	28161	1.00 50.0	2.00 100	5.00 200	10.0 250	20.0
Tetrahydrofuran	FB	Ave	+++++ 76383	2675 191927	9278 305558	15038 379087	32886	+++++ 100	4.00 200	10.0 400	20.0 500	40.0
Chloroform	FB	Ave	3535 251427	9588 506760	24368 998721	48502 1217524	99946	1.00 50.0	2.00 100	5.00 200	10.0 250	20.0
1,1,1-Trichloroethane	FB	Ave	+++++ 211037	6893 432304	18873 823825	40618 971180	83910	+++++ 50.0	2.00 100	5.00 200	10.0 250	20.0
Cyclohexane	FB	Ave	+++++ 301708	10008 621703	28422 1162492	59470 1362508	121801	+++++ 50.0	2.00 100	5.00 200	10.0 250	20.0
1,1-Dichloropropene	FB	Ave	+++++ 202585	6907 412597	18144 780587	38495 926309	80453	+++++ 50.0	2.00 100	5.00 200	10.0 250	20.0
Carbon tetrachloride	FB	Ave	+++++ 186756	5510 387222	15852 742834	34293 882960	72950	+++++ 50.0	2.00 100	5.00 200	10.0 250	20.0

FORM VI
GC/MS VOA BY INTERNAL STANDARD - INITIAL CALIBRATION DATA
RESPONSE AND CONCENTRATION

Lab Name: Eurofins TestAmerica, Canton Job No.: 240-123986-1 Analy Batch No.: 411174

SDG No.:

Instrument ID: A3UX18 GC Column: DB-624 ID: 0.18(mm) Heated Purge: (Y/N) Y

Calibration Start Date: 11/15/2019 15:42 Calibration End Date: 11/15/2019 19:02 Calibration ID: 54341

ANALYTE	IS REF	CURVE TYPE	RESPONSE					CONCENTRATION (UG/L)				
			LVL 1 LVL 6	LVL 2 LVL 7	LVL 3 LVL 8	LVL 4 LVL 9	LVL 5	LVL 1 LVL 6	LVL 2 LVL 7	LVL 3 LVL 8	LVL 4 LVL 9	LVL 5
Isobutyl alcohol	FB	Ave	2404 154492	6017 399451	15566 577335	28055 709692	65180	25.0 1250	50.0 2500	125 5000	250 6250	500
Benzene	FB	Ave	8355 591383	21316 1179088	54225 2264942	114940 2719896	233737	1.00 50.0	2.00 100	5.00 200	10.0 250	20.0
1,2-Dichloroethane	FB	Ave	+++++ 209008	7723 439988	20256 823489	40579 1013396	85084	+++++ 50.0	2.00 100	5.00 200	10.0 250	20.0
n-Heptane	FB	Ave	+++++ 52443	1509 111510	4184 211060	9919 252408	20226	+++++ 50.0	2.00 100	5.00 200	10.0 250	20.0
Trichloroethene	FB	Ave	1996 149280	5223 305075	13332 583427	28844 699401	58722	1.00 50.0	2.00 100	5.00 200	10.0 250	20.0
Methylcyclohexane	FB	Ave	+++++ 260147	8580 541785	23309 1005516	52321 1189281	105346	+++++ 50.0	2.00 100	5.00 200	10.0 250	20.0
1,2-Dichloropropane	FB	Ave	2151 165330	5952 337877	15076 651843	32043 792060	66350	1.00 50.0	2.00 100	5.00 200	10.0 250	20.0
Dibromomethane	FB	Ave	1032 73479	2709 161280	7114 295606	14282 364377	30638	1.00 50.0	2.00 100	5.00 200	10.0 250	20.0
1,4-Dioxane	FB	Ave	+++++ 19833	+++++ 48663	1620 77193	3284 96820	8404	+++++ 1000	+++++ 2000	100 4000	200 5000	400
Bromodichloromethane	FB	Ave	2670 187449	6653 387136	16248 750851	34866 925031	73011	1.00 50.0	2.00 100	5.00 200	10.0 250	20.0
2-Chloroethyl vinyl ether	FB	Ave	+++++ 132686	4226 314906	11554 562337	22496 702570	50713	+++++ 100	4.00 200	10.0 400	20.0 500	40.0
cis-1,3-Dichloropropene	FB	Ave	2949 245160	8264 505969	21367 972591	44932 1200064	93929	1.00 50.0	2.00 100	5.00 200	10.0 250	20.0
4-Methyl-2-pentanone (MIBK)	CBNZ d5	Ave	4142 257775	9226 630017	27155 984793	50298 1216278	110760	2.00 100	4.00 200	10.0 400	20.0 500	40.0
Toluene	CBNZ d5	Ave	9824 631329	23908 1275413	57599 2445452	123448 2912700	251258	1.00 50.0	2.00 100	5.00 200	10.0 250	20.0
trans-1,3-Dichloropropene	CBNZ d5	Ave	2658 212973	6920 457796	17838 849103	37600 1050301	80986	1.00 50.0	2.00 100	5.00 200	10.0 250	20.0
Ethyl methacrylate	CBNZ d5	Ave	2648 174731	6589 390818	16821 659160	33360 816562	71146	1.00 50.0	2.00 100	5.00 200	10.0 250	20.0
1,1,2-Trichloroethane	CBNZ d5	Ave	1700 108672	4191 229146	11124 416105	21018 510114	43558	1.00 50.0	2.00 100	5.00 200	10.0 250	20.0
Tetrachloroethene	CBNZ d5	Ave	1404 104298	3651 214220	9196 405960	20066 476338	40705	1.00 50.0	2.00 100	5.00 200	10.0 250	20.0
1,3-Dichloropropane	CBNZ d5	Ave	2824 201772	7451 430225	19808 770938	39578 945983	81939	1.00 50.0	2.00 100	5.00 200	10.0 250	20.0
2-Hexanone	CBNZ d5	Ave	2728 181528	6282 438875	17331 664487	33502 826582	76691	2.00 100	4.00 200	10.0 400	20.0 500	40.0
Chlorodibromomethane	CBNZ d5	Ave	1823 124330	3790 268646	10752 500142	21764 624946	48197	1.00 50.0	2.00 100	5.00 200	10.0 250	20.0

FORM VI
GC/MS VOA BY INTERNAL STANDARD - INITIAL CALIBRATION DATA
RESPONSE AND CONCENTRATION

Lab Name: Eurofins TestAmerica, Canton Job No.: 240-123986-1 Analy Batch No.: 411174

SDG No.:

Instrument ID: A3UX18 GC Column: DB-624 ID: 0.18(mm) Heated Purge: (Y/N) Y

Calibration Start Date: 11/15/2019 15:42 Calibration End Date: 11/15/2019 19:02 Calibration ID: 54341

ANALYTE	IS REF	CURVE TYPE	RESPONSE					CONCENTRATION (UG/L)				
			LVL 1 LVL 6	LVL 2 LVL 7	LVL 3 LVL 8	LVL 4 LVL 9	LVL 5	LVL 1 LVL 6	LVL 2 LVL 7	LVL 3 LVL 8	LVL 4 LVL 9	LVL 5
1,2-Dibromoethane	CBNZ d5	Ave	1598 103465	3763 225851	9833 399378	19702 495686	42578	1.00 50.0	2.00 100	5.00 200	10.0 250	20.0
Chlorobenzene	CBNZ d5	Ave	6402 409749	15057 823991	36611 1567578	77874 1884006	159863	1.00 50.0	2.00 100	5.00 200	10.0 250	20.0
1,1,1,2-Tetrachloroethane	CBNZ d5	Ave	2001 138021	4493 282055	11799 543942	24888 656193	53432	1.00 50.0	2.00 100	5.00 200	10.0 250	20.0
Ethylbenzene	CBNZ d5	Ave	3190 221048	8107 442954	19291 825429	41144 981845	85680	1.00 50.0	2.00 100	5.00 200	10.0 250	20.0
m-Xylene & p-Xylene	CBNZ d5	Ave	4003 270942	9611 548063	23289 1024996	51771 1205121	103684	1.00 50.0	2.00 100	5.00 200	10.0 250	20.0
o-Xylene	CBNZ d5	Ave	3871 261950	9483 523088	23341 961035	51037 1156107	102503	1.00 50.0	2.00 100	5.00 200	10.0 250	20.0
Styrene	CBNZ d5	Ave	6797 447754	17154 896849	40004 1662695	83716 2001785	174798	1.00 50.0	2.00 100	5.00 200	10.0 250	20.0
Bromoform	CBNZ d5	Ave	+++++ 61610	+++++ 140962	4863 248058	10200 310417	23534	+++++ 50.0	+++++ 100	5.00 200	10.0 250	20.0
Isopropylbenzene	CBNZ d5	Ave	9222 662020	23252 1326810	55761 2398772	125539 2823386	256146	1.00 50.0	2.00 100	5.00 200	10.0 250	20.0
1,1,2,2-Tetrachloroethane	DCBd 4	Ave	1920 118246	4307 263296	11795 426812	22878 527323	49797	1.00 50.0	2.00 100	5.00 200	10.0 250	20.0
Bromobenzene	DCBd 4	Ave	2337 149116	5424 300297	12865 553122	28615 669865	58856	1.00 50.0	2.00 100	5.00 200	10.0 250	20.0
1,2,3-Trichloropropane	DCBd 4	Ave	512 35780	1357 81793	3618 134475	7285 167285	15657	1.00 50.0	2.00 100	5.00 200	10.0 250	20.0
trans-1,4-Dichloro-2-butene	DCBd 4	Ave	+++++ 43937	+++++ 102197	3823 169595	7492 213981	17416	+++++ 50.0	+++++ 100	5.00 200	10.0 250	20.0
N-Propylbenzene	DCBd 4	Ave	2684 193148	6673 379392	15380 699693	36215 820171	73095	1.00 50.0	2.00 100	5.00 200	10.0 250	20.0
2-Chlorotoluene	DCBd 4	Ave	2244 158531	5699 315388	13501 582283	29679 697387	60052	1.00 50.0	2.00 100	5.00 200	10.0 250	20.0
1,3,5-Trimethylbenzene	DCBd 4	Ave	8024 547722	19558 1081503	46544 1932449	103999 2288104	214531	1.00 50.0	2.00 100	5.00 200	10.0 250	20.0
4-Chlorotoluene	DCBd 4	Ave	2375 164907	6000 324581	14042 597087	31076 715749	63647	1.00 50.0	2.00 100	5.00 200	10.0 250	20.0
tert-Butylbenzene	DCBd 4	Ave	7487 504278	17975 1016237	42709 1796212	95165 2109191	199601	1.00 50.0	2.00 100	5.00 200	10.0 250	20.0
1,2,4-Trimethylbenzene	DCBd 4	Ave	8531 562669	20775 1090125	47483 1996903	104794 2405467	215226	1.00 50.0	2.00 100	5.00 200	10.0 250	20.0
sec-Butylbenzene	DCBd 4	Ave	9809 692837	24109 1356154	56676 2447945	130492 2887093	267485	1.00 50.0	2.00 100	5.00 200	10.0 250	20.0
1,3-Dichlorobenzene	DCBd 4	Ave	4567 285812	10711 571863	24555 1054924	54208 1288740	111047	1.00 50.0	2.00 100	5.00 200	10.0 250	20.0

FORM VI
GC/MS VOA BY INTERNAL STANDARD - INITIAL CALIBRATION DATA
RESPONSE AND CONCENTRATION

Lab Name: Eurofins TestAmerica, Canton Job No.: 240-123986-1 Analy Batch No.: 411174

SDG No.:

Instrument ID: A3UX18 GC Column: DB-624 ID: 0.18(mm) Heated Purge: (Y/N) Y

Calibration Start Date: 11/15/2019 15:42 Calibration End Date: 11/15/2019 19:02 Calibration ID: 54341

ANALYTE	IS REF	CURVE TYPE	RESPONSE					CONCENTRATION (UG/L)				
			LVL 1 LVL 6	LVL 2 LVL 7	LVL 3 LVL 8	LVL 4 LVL 9	LVL 5	LVL 1 LVL 6	LVL 2 LVL 7	LVL 3 LVL 8	LVL 4 LVL 9	LVL 5
4-Isopropyltoluene	DCBd 4	Ave	8837 613081	21463 1198994	49156 2196261	113202 2582035	233297	1.00 50.0	2.00 100	5.00 200	10.0 250	20.0
1,4-Dichlorobenzene	DCBd 4	Ave	5059 289832	10912 571529	25865 1054429	53065 1296584	111218	1.00 50.0	2.00 100	5.00 200	10.0 250	20.0
n-Butylbenzene	DCBd 4	Ave	7383 541795	19149 1060030	42755 1915758	100180 2284052	204814	1.00 50.0	2.00 100	5.00 200	10.0 250	20.0
1,2-Dichlorobenzene	DCBd 4	Ave	4423 267214	10233 525886	24347 968763	50875 1184980	102809	1.00 50.0	2.00 100	5.00 200	10.0 250	20.0
1,2-Dibromo-3-Chloropropane	DCBd 4	Ave	+++++ 20043	648 46928	1721 78449	3656 100780	8347	+++++ 50.0	2.00 100	5.00 200	10.0 250	20.0
1,2,4-Trichlorobenzene	DCBd 4	Ave	3348 173589	6791 348636	15058 660072	32242 827108	66093	1.00 50.0	2.00 100	5.00 200	10.0 250	20.0
Hexachlorobutadiene	DCBd 4	Ave	1453 79636	3080 158695	6578 305215	14799 373006	30308	1.00 50.0	2.00 100	5.00 200	10.0 250	20.0
Naphthalene	DCBd 4	Ave	8019 387567	15931 840346	38875 1447501	74274 1832952	160915	1.00 50.0	2.00 100	5.00 200	10.0 250	20.0
1,2,3-Trichlorobenzene	DCBd 4	Ave	3140 156162	6291 322024	14501 580784	28916 738954	60682	1.00 50.0	2.00 100	5.00 200	10.0 250	20.0
Dibromofluoromethane (Surr)	FB	Ave	2066 132629	5012 266915	11215 523328	25272 653559	52783	1.00 50.0	2.00 100	5.00 200	10.0 250	20.0
1,2-Dichloroethane-d4 (Surr)	FB	Ave	2254 158882	6464 333412	14535 630158	30176 785804	64484	1.00 50.0	2.00 100	5.00 200	10.0 250	20.0
Toluene-d8 (Surr)	CBNZ d5	Ave	8220 524806	20410 1040776	45169 1995681	101223 2438338	210062	1.00 50.0	2.00 100	5.00 200	10.0 250	20.0
4-Bromofluorobenzene (Surr)	DCBd 4	Ave	3454 197755	7917 392212	16794 729646	37722 887952	77553	1.00 50.0	2.00 100	5.00 200	10.0 250	20.0

Curve Type Legend:

Ave = Average ISTD
Lin1 = Linear 1/conc ISTD

Eurofins TestAmerica, Canton
Target Compound Quantitation Report

Data File: \\chromna\Canton\ChromData\A3UX18\20191115-93220.b\181402.D
Lims ID: IC
Client ID:
Sample Type: IC Calib Level: 9
Inject. Date: 15-Nov-2019 15:42:30 ALS Bottle#: 2 Worklist Smp#: 3
Purge Vol: 5.000 mL Dil. Factor: 1.0000
Sample Info: ic
Misc. Info.: 240-0093220-003
Operator ID: 002808 Instrument ID: A3UX18
Sublist: chrom-8260_18*sub32

Method: \\chromna\Canton\ChromData\A3UX18\20191115-93220.b\8260_18.m
Limit Group: MSV 8260B ICAL
Last Update: 18-Nov-2019 09:55:44 Calib Date: 15-Nov-2019 19:02:30
Integrator: RTE ID Type: Deconvolution ID
Quant Method: Internal Standard Quant By: Initial Calibration
Last ICal File: \\chromna\Canton\ChromData\A3UX18\20191115-93220.b\181410.D

Column 1 : DB-624 (0.18 mm) Det: MS SCAN
Process Host: CTX0328

First Level Reviewer: macenczaks Date: 15-Nov-2019 16:07:43

Compound	Sig	RT (min.)	Exp RT (min.)	Dlt RT (min.)	Q	Response	Cal Amt ug/l	OnCol Amt ug/l	Flags
* 1 Fluorobenzene	96	6.531	6.530	0.001	99	326325	30.0	30.0	
* 2 Chlorobenzene-d5	117	9.276	9.276	0.000	97	239043	30.0	30.0	a
* 3 1,4-Dichlorobenzene-d4	152	11.240	11.240	0.000	96	101024	30.0	30.0	
$ 4 Dibromofluoromethane (Surr	113	5.833	5.832	0.001	92	653559	250.0	256.6	
$ 5 1,2-Dichloroethane-d4 (Sur	65	6.176	6.175	0.001	98	785804	250.0	253.6	
$ 6 Toluene-d8 (Surr)	98	8.022	8.021	0.001	94	2438338	250.0	250.3	
$ 7 4-Bromofluorobenzene (Surr	95	10.270	10.269	0.001	0	887952	250.0	249.5	
9 Dichlorodifluoromethane	85	1.313	1.312	0.001	100	649065	250.0	256.8	
10 Chloromethane	50	1.478	1.478	0.000	100	939017	250.0	257.2	
11 Vinyl chloride	62	1.573	1.584	-0.011	98	723026	250.0	273.2	
12 Butadiene	54	1.597	1.608	-0.011	98	874618	250.0	255.5	
13 Bromomethane	94	1.857	1.868	-0.011	91	217342	250.0	117.3	
14 Chloroethane	64	1.952	1.975	-0.023	99	325218	250.0	190.9	
15 Dichlorofluoromethane	67	2.176	2.188	-0.012	99	947002	250.0	228.5	
16 Trichlorofluoromethane	101	2.236	2.247	-0.011	99	935309	250.0	264.3	
17 Ethyl ether	59	2.567	2.566	0.001	96	658379	250.0	254.4	
18 Acrolein	56	2.685	2.685	0.000	100	457634	1250.0	1139.9	
19 1,1-Dichloroethene	96	2.804	2.803	0.001	96	542105	250.0	249.1	
20 1,1,2-Trichloro-1,2,2-trif	151	2.839	2.850	-0.011	96	389302	250.0	243.6	
21 Acetone	43	2.886	2.886	0.000	99	310861	500.0	482.7	
23 Iodomethane	142	2.969	2.969	0.000	99	957194	250.0	257.2	
24 Carbon disulfide	76	3.040	3.040	0.000	100	1865565	250.0	254.4	
26 3-Chloro-1-propene	76	3.265	3.276	-0.011	89	429690	250.0	253.5	
27 Methyl acetate	43	3.324	3.324	0.000	99	947333	500.0	499.0	
28 Methylene Chloride	84	3.431	3.442	-0.011	97	677281	250.0	243.8	
29 2-Methyl-2-propanol	59	3.703	3.679	0.024	98	579717	2500.0	2378.9	
30 Acrylonitrile	53	3.797	3.797	0.000	98	2074129	2500.0	2437.7	
31 trans-1,2-Dichloroethene	96	3.845	3.844	0.001	95	688082	250.0	256.5	
32 Methyl tert-butyl ether	73	3.880	3.880	0.000	99	1696389	250.0	255.8	
33 Hexane	86	4.318	4.318	0.000	96	210797	250.0	259.5	

Compound	Sig	RT (min.)	Exp RT (min.)	Dlt RT (min.)	Q	Response	Cal Amt ug/l	OnCol Amt ug/l	Flags
34 1,1-Dichloroethane	63	4.484	4.483	0.001	97	1384339	250.0	256.6	
36 Vinyl acetate	86	4.614	4.625	-0.011	97	121515	250.0	264.4	
40 cis-1,2-Dichloroethene	96	5.253	5.252	0.001	88	776996	250.0	251.9	
39 2,2-Dichloropropane	97	5.253	5.252	0.001	92	174261	250.0	251.1	
41 2-Butanone (MEK)	43	5.300	5.300	0.000	99	545752	500.0	471.1	
44 Chlorobromomethane	128	5.537	5.536	0.001	96	352059	250.0	253.1	
46 Tetrahydrofuran	42	5.596	5.596	0.000	92	379087	500.0	470.7	
47 Chloroform	83	5.655	5.655	0.000	98	1217524	250.0	250.7	
48 1,1,1-Trichloroethane	97	5.833	5.832	0.001	98	971180	250.0	241.5	
49 Cyclohexane	56	5.892	5.891	0.001	95	1362508	250.0	234.7	
51 Carbon tetrachloride	117	6.022	6.022	0.000	96	882960	250.0	252.6	
50 1,1-Dichloropropene	75	6.022	6.022	0.000	93	926309	250.0	240.0	
52 Isobutyl alcohol	43	6.235	6.223	0.012	61	709692	6250.0	5733.8	
53 Benzene	78	6.235	6.234	0.001	98	2719896	250.0	243.6	
54 1,2-Dichloroethane	62	6.259	6.258	0.001	97	1013396	250.0	244.7	
56 n-Heptane	100	6.566	6.566	0.000	97	252408	250.0	257.1	
58 Trichloroethene	130	6.898	6.897	0.001	97	699401	250.0	249.5	
60 Methylcyclohexane	83	7.087	7.086	0.001	96	1189281	250.0	237.6	
61 1,2-Dichloropropane	63	7.099	7.098	0.001	95	792060	250.0	252.8	
62 Dibromomethane	93	7.205	7.205	0.000	93	364377	250.0	252.5	
65 1,4-Dioxane	88	7.253	7.252	0.001	97	96820	5000.0	4967.0	
66 Dichlorobromomethane	83	7.371	7.370	0.001	98	925031	250.0	260.5	
68 2-Chloroethyl vinyl ether	63	7.667	7.666	0.001	92	702570	500.0	542.8	
69 cis-1,3-Dichloropropene	75	7.785	7.785	0.000	91	1200064	250.0	265.1	
70 4-Methyl-2-pentanone (MIBK	43	7.927	7.927	0.000	98	1216278	500.0	482.2	
71 Toluene	91	8.081	8.080	0.001	98	2912700	250.0	246.9	
72 trans-1,3-Dichloropropene	75	8.282	8.282	0.000	98	1050301	250.0	275.6	
73 Ethyl methacrylate	69	8.377	8.376	0.001	94	816562	250.0	246.8	
74 1,1,2-Trichloroethane	97	8.436	8.435	0.001	93	510114	250.0	246.1	
75 Tetrachloroethene	164	8.566	8.566	0.000	93	476338	250.0	251.5	
76 1,3-Dichloropropane	76	8.578	8.577	0.001	98	945983	250.0	249.7	
77 2-Hexanone	43	8.661	8.660	0.001	98	826582	500.0	483.8	
78 Chlorodibromomethane	129	8.767	8.767	0.000	91	624946	250.0	276.2	
80 Ethylene Dibromide	107	8.862	8.861	0.001	98	495686	250.0	253.1	
81 Chlorobenzene	112	9.300	9.299	0.001	94	1884006	250.0	249.3	
82 1,1,1,2-Tetrachloroethane	131	9.371	9.370	0.001	96	656193	250.0	263.6	
83 Ethylbenzene	106	9.394	9.394	0.000	99	981845	250.0	245.8	
84 m-Xylene & p-Xylene	106	9.501	9.500	0.001	99	1205121	250.0	245.9	
85 o-Xylene	106	9.832	9.832	0.000	97	1156107	250.0	242.7	
86 Styrene	104	9.844	9.843	0.001	94	2001785	250.0	244.0	
87 Bromoform	173	9.986	9.985	0.001	95	310417	250.0	268.4	
88 Isopropylbenzene	105	10.140	10.139	0.001	97	2823386	250.0	240.2	
90 1,1,2,2-Tetrachloroethane	83	10.388	10.388	0.000	97	527323	250.0	243.0	
91 Bromobenzene	156	10.400	10.400	0.000	98	669865	250.0	253.7	
92 1,2,3-Trichloropropane	110	10.424	10.423	0.001	88	167285	250.0	250.2	
93 trans-1,4-Dichloro-2-buten	53	10.436	10.435	0.001	84	213981	250.0	262.7	
94 N-Propylbenzene	120	10.495	10.494	0.001	99	820171	250.0	250.7	
95 2-Chlorotoluene	126	10.566	10.565	0.001	97	697387	250.0	254.6	
96 1,3,5-Trimethylbenzene	105	10.637	10.636	0.001	95	2288104	250.0	242.7	
97 4-Chlorotoluene	126	10.649	10.648	0.001	99	715749	250.0	250.9	
98 tert-Butylbenzene	119	10.921	10.920	0.001	94	2109191	250.0	241.8	
100 1,2,4-Trimethylbenzene	105	10.956	10.956	0.000	95	2405467	250.0	247.8	

Compound	Sig	RT (min.)	Exp RT (min.)	Dlt RT (min.)	Q	Response	Cal Amt ug/l	OnCol Amt ug/l	Flags
101 sec-Butylbenzene	105	11.098	11.098	0.000	95	2887093	250.0	245.4	
102 1,3-Dichlorobenzene	146	11.193	11.192	0.001	97	1288740	250.0	254.5	
103 4-Isopropyltoluene	119	11.228	11.228	0.000	97	2582035	250.0	248.3	
104 1,4-Dichlorobenzene	146	11.264	11.263	0.001	95	1296584	250.0	251.5	
108 1,2-Dichlorobenzene	146	11.572	11.571	0.001	95	1184980	250.0	248.9	
107 n-Butylbenzene	91	11.572	11.571	0.001	97	2284052	250.0	250.4	
109 1,2-Dibromo-3-Chloropropan	157	12.222	12.222	0.000	80	100780	250.0	271.0	
112 1,2,4-Trichlorobenzene	180	12.932	12.920	0.012	94	827108	250.0	260.6	
113 Hexachlorobutadiene	225	13.074	13.074	0.000	97	373006	250.0	259.9	
114 Naphthalene	128	13.122	13.121	0.001	97	1832952	250.0	246.7	
115 1,2,3-Trichlorobenzene	180	13.323	13.322	0.001	95	738954	250.0	254.5	
S 132 1,2-Dichloroethene, Total	96				0			508.5	
S 133 1,3-Dichloropropene, Total	75				0			540.6	
S 134 Xylenes, Total	106				0		500.0	488.6	
S 154 Total BTEX	1				0		1250.0	1224.9	
S 135 Trihalomethanes, Total	1				0		1000.0	1055.8	

QC Flag Legend

Review Flags

a - User Assigned ID

Reagents:

VMRGAS_00315	Amount Added:	25.00	Units: uL
VMRPRIMW_00360	Amount Added:	25.00	Units: uL
VMAROLISTDW_00320	Amount Added:	25.00	Units: uL
vm150is_00155	Amount Added:	1.00	Units: uL
vm50ss_00379	Amount Added:	25.00	Units: uL

Report Date: 18-Nov-2019 09:55:46 Chrom Revision: 2.3 09-Oct-2019 11:13:36

Eurofins TestAmerica, Canton

Data File: \\chromna\Canton\ChromData\A3UX18\20191115-93220.b\181402.D

Injection Date:	15-Nov-2019 15:42:30	Instrument ID:	A3UX18	Operator ID:	002808
Lims ID:	IC			Worklist Smp#:	3
Client ID:					
Purge Vol:	5.000 mL	Dil. Factor:	1.0000	ALS Bottle#:	2
Method:	8260_18	Limit Group:	MSV 8260B ICAL		

Column: DB-624 (0.18 mm)

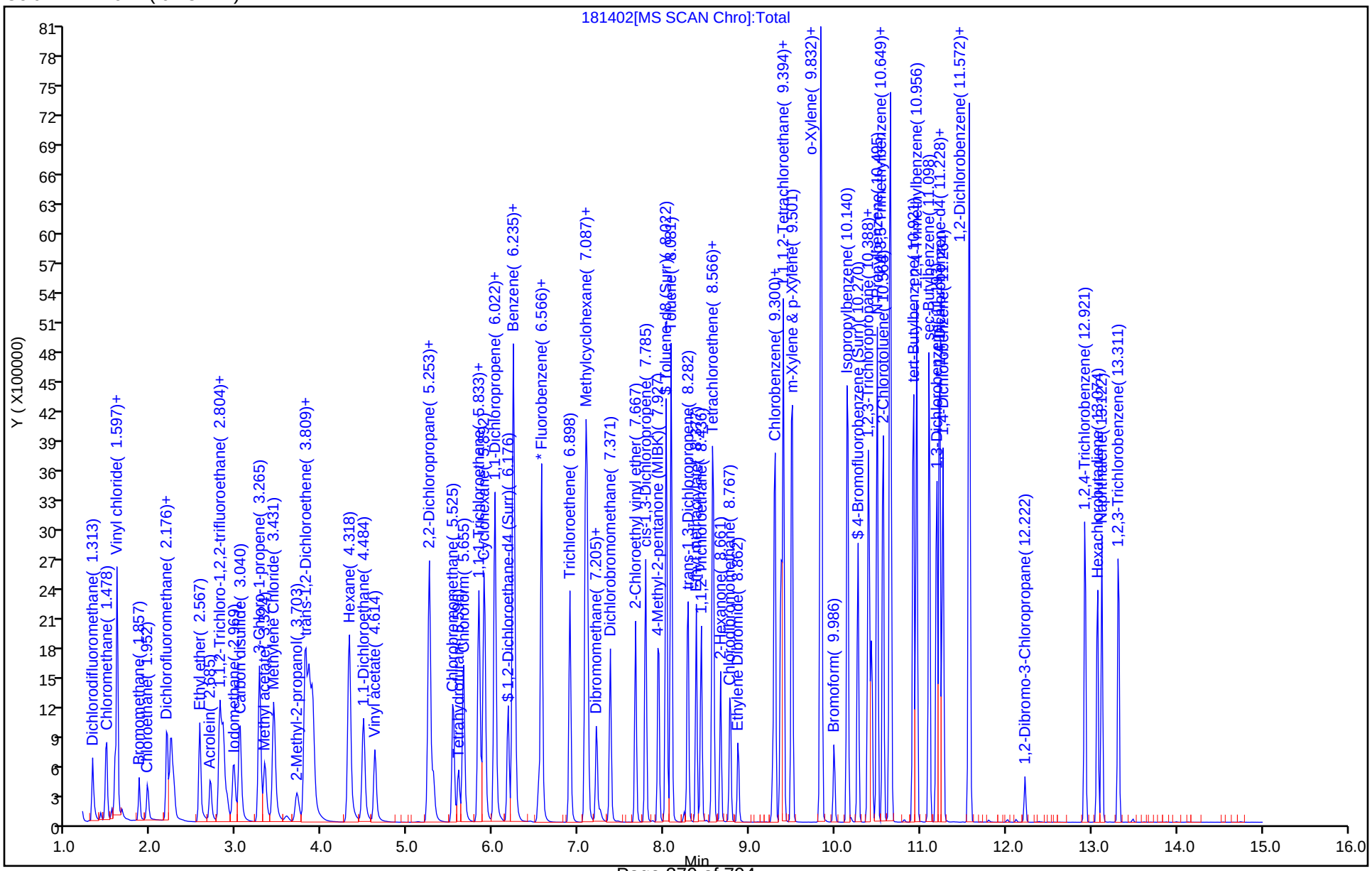

Manual Integration/User Assign Peak Report

Eurofins TestAmerica, Canton

Data File: \\chromna\Canton\ChromData\A3UX18\20191115-93220.b\181402.D
Injection Date: 15-Nov-2019 15:42:30 Instrument ID: A3UX18
Lims ID: IC
Client ID:
Operator ID: 002808 ALS Bottle#: 2 Worklist Smp#: 3
Purge Vol: 5.000 mL Dil. Factor: 1.0000
Method: 8260_18 Limit Group: MSV 8260B ICAL
Column: DB-624 (0.18 mm) Detector MS SCAN

* 2 Chlorobenzene-d5, CAS: 3114-55-4

Signal: 1

Not Detected
Expected RT: 9.28

Processing Integration Results

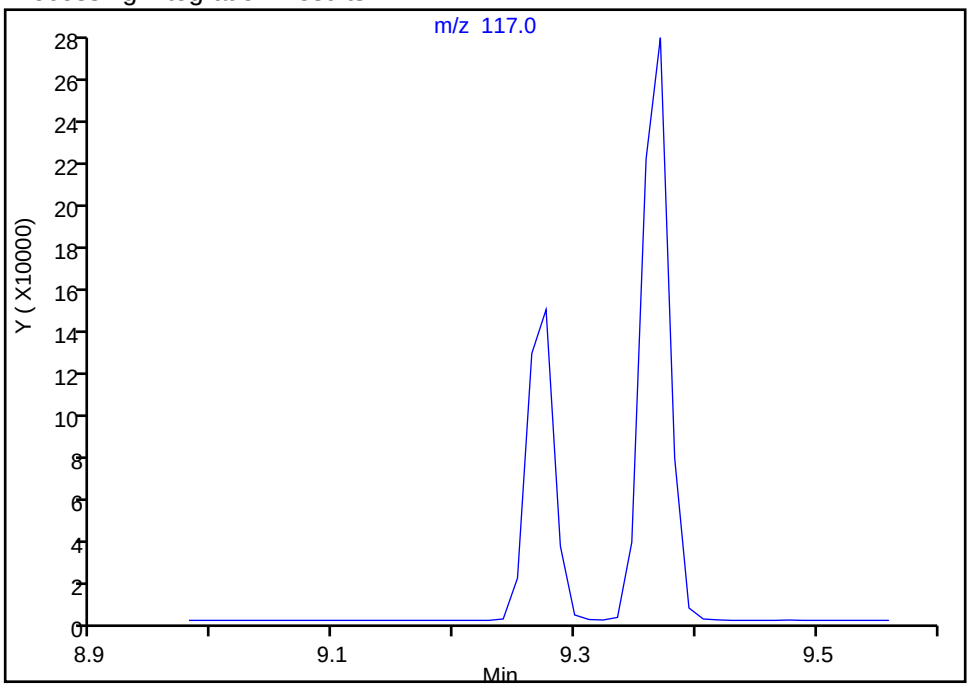

Manual Integration Results

RT: 9.28
Area: 239043
Amount: 30.000000
Amount Units: ug/l

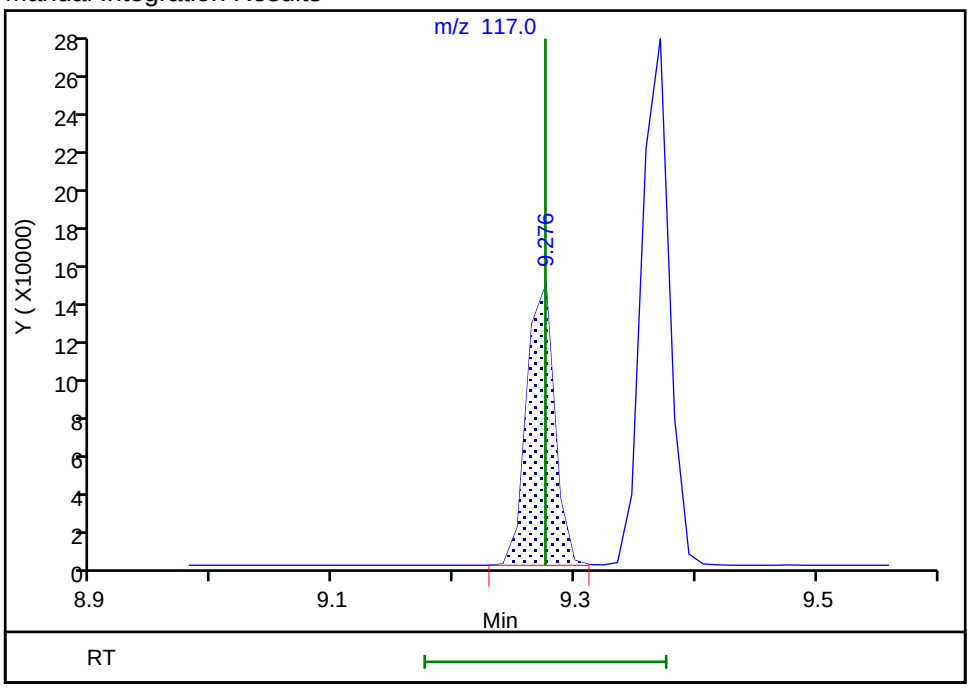

Reviewer: macenczaks, 15-Nov-2019 16:07:13
Audit Action: Assigned Compound ID Audit Reason: Peak assignment corrected

Eurofins TestAmerica, Canton
Target Compound Quantitation Report

Data File: \\chromna\Canton\ChromData\A3UX18\20191115-93220.b\181403.D
Lims ID: IC
Client ID:
Sample Type: IC Calib Level: 8
Inject. Date: 15-Nov-2019 16:07:30 ALS Bottle#: 3 Worklist Smp#: 4
Purge Vol: 5.000 mL Dil. Factor: 1.0000
Sample Info: ic
Misc. Info.: 240-0093220-004
Operator ID: 002808 Instrument ID: A3UX18
Sublist: chrom-8260_18*sub32

Method: \\chromna\Canton\ChromData\A3UX18\20191115-93220.b\8260_18.m
Limit Group: MSV 8260B ICAL
Last Update: 18-Nov-2019 09:55:54 Calib Date: 15-Nov-2019 19:02:30
Integrator: RTE ID Type: Deconvolution ID
Quant Method: Internal Standard Quant By: Initial Calibration
Last ICal File: \\chromna\Canton\ChromData\A3UX18\20191115-93220.b\181410.D

Column 1 : DB-624 (0.18 mm) Det: MS SCAN
Process Host: CTX0328

First Level Reviewer: macenczaks Date: 18-Nov-2019 09:00:44

Compound	Sig	RT (min.)	Exp RT (min.)	Dlt RT (min.)	Q	Response	Cal Amt ug/l	OnCol Amt ug/l	Flags
* 1 Fluorobenzene	96	6.533	6.530	0.003	99	327894	30.0	30.0	
* 2 Chlorobenzene-d5	117	9.266	9.276	-0.010	98	240475	30.0	30.0	a
* 3 1,4-Dichlorobenzene-d4	152	11.242	11.240	0.002	96	100638	30.0	30.0	
$ 4 Dibromofluoromethane (Surr	113	5.823	5.832	-0.009	92	523328	200.0	204.5	
$ 5 1,2-Dichloroethane-d4 (Sur	65	6.178	6.175	0.003	98	630158	200.0	202.4	
$ 6 Toluene-d8 (Surr)	98	8.024	8.021	0.003	94	1995681	200.0	203.7	
$ 7 4-Bromofluorobenzene (Surr	95	10.272	10.269	0.003	0	729646	200.0	205.8	
9 Dichlorodifluoromethane	85	1.314	1.312	0.002	100	515426	200.0	203.0	
10 Chloromethane	50	1.468	1.478	-0.010	100	749708	200.0	204.4	
11 Vinyl chloride	62	1.575	1.584	-0.009	99	578886	200.0	217.7	
12 Butadiene	54	1.598	1.608	-0.010	97	702634	200.0	204.3	
13 Bromomethane	94	1.859	1.868	-0.009	90	181953	200.0	97.7	
14 Chloroethane	64	1.965	1.975	-0.010	99	315678	200.0	184.4	
15 Dichlorofluoromethane	67	2.178	2.188	-0.010	99	778595	200.0	186.9	
16 Trichlorofluoromethane	101	2.237	2.247	-0.010	100	761179	200.0	214.1	
17 Ethyl ether	59	2.569	2.566	0.003	97	532751	200.0	204.8	
18 Acrolein	56	2.687	2.685	0.002	99	368241	1000.0	912.8	
19 1,1-Dichloroethene	96	2.805	2.803	0.002	96	458927	200.0	209.9	
20 1,1,2-Trichloro-1,2,2-trif	151	2.841	2.850	-0.009	96	328038	200.0	204.3	
21 Acetone	43	2.888	2.886	0.002	99	249045	400.0	383.9	
23 Iodomethane	142	2.959	2.969	-0.010	99	796807	200.0	213.0	
24 Carbon disulfide	76	3.042	3.040	0.002	100	1574681	200.0	213.7	
26 3-Chloro-1-propene	76	3.267	3.276	-0.009	89	357235	200.0	209.8	
27 Methyl acetate	43	3.326	3.324	0.002	99	755880	400.0	396.2	
28 Methylene Chloride	84	3.433	3.442	-0.009	97	557851	200.0	199.8	
29 2-Methyl-2-propanol	59	3.693	3.679	0.014	98	463302	2000.0	1892.1	
30 Acrylonitrile	53	3.799	3.797	0.002	98	1657956	2000.0	1939.3	
31 trans-1,2-Dichloroethene	96	3.847	3.844	0.003	95	569099	200.0	211.2	
32 Methyl tert-butyl ether	73	3.882	3.880	0.002	99	1375122	200.0	206.3	
33 Hexane	86	4.320	4.318	0.002	96	175493	200.0	215.0	

Compound	Sig	RT (min.)	Exp RT (min.)	Dlt RT (min.)	Q	Response	Cal Amt ug/l	OnCol Amt ug/l	Flags
34 1,1-Dichloroethane	63	4.486	4.483	0.003	97	1145086	200.0	211.2	
36 Vinyl acetate	86	4.616	4.625	-0.009	97	97257	200.0	210.6	
40 cis-1,2-Dichloroethene	96	5.255	5.252	0.003	88	636243	200.0	205.3	
39 2,2-Dichloropropane	97	5.255	5.252	0.003	92	148906	200.0	213.6	
41 2-Butanone (MEK)	43	5.302	5.300	0.002	99	434037	400.0	372.9	
44 Chlorobromomethane	128	5.527	5.536	-0.009	94	285452	200.0	204.2	
46 Tetrahydrofuran	42	5.598	5.596	0.002	92	305558	400.0	377.6	
47 Chloroform	83	5.657	5.655	0.002	98	998721	200.0	204.7	
48 1,1,1-Trichloroethane	97	5.835	5.832	0.003	99	823825	200.0	203.9	
49 Cyclohexane	56	5.894	5.891	0.003	95	1162492	200.0	199.3	
50 1,1-Dichloropropene	75	6.024	6.022	0.002	93	780587	200.0	201.2	
51 Carbon tetrachloride	117	6.024	6.022	0.002	96	742834	200.0	211.5	
52 Isobutyl alcohol	43	6.225	6.223	0.002	65	577335	5000.0	4642.1	
53 Benzene	78	6.237	6.234	0.003	98	2264942	200.0	201.9	
54 1,2-Dichloroethane	62	6.249	6.258	-0.009	97	823489	200.0	197.9	
56 n-Heptane	100	6.568	6.566	0.002	97	211060	200.0	214.0	
58 Trichloroethene	130	6.900	6.897	0.003	97	583427	200.0	207.1	
60 Methylcyclohexane	83	7.077	7.086	-0.009	96	1005516	200.0	200.0	
61 1,2-Dichloropropane	63	7.101	7.098	0.003	96	651843	200.0	207.0	
62 Dibromomethane	93	7.207	7.205	0.002	93	295606	200.0	203.9	
65 1,4-Dioxane	88	7.255	7.252	0.003	97	77193	4000.0	3941.1	
66 Dichlorobromomethane	83	7.373	7.370	0.003	98	750851	200.0	210.4	
68 2-Chloroethyl vinyl ether	63	7.669	7.666	0.003	93	562337	400.0	432.4	
69 cis-1,3-Dichloropropene	75	7.787	7.785	0.002	91	972591	200.0	213.8	
70 4-Methyl-2-pentanone (MIBK	43	7.929	7.927	0.002	98	984793	400.0	388.1	
71 Toluene	91	8.083	8.080	0.003	98	2445452	200.0	206.1	
72 trans-1,3-Dichloropropene	75	8.272	8.282	-0.010	99	849103	200.0	221.5	
73 Ethyl methacrylate	69	8.379	8.376	0.003	94	659160	200.0	198.0	
74 1,1,2-Trichloroethane	97	8.438	8.435	0.003	93	416105	200.0	199.5	
75 Tetrachloroethene	164	8.568	8.566	0.002	95	405960	200.0	213.1	
76 1,3-Dichloropropane	76	8.580	8.577	0.003	98	770938	200.0	202.3	
77 2-Hexanone	43	8.663	8.660	0.003	98	664487	400.0	386.6	
78 Chlorodibromomethane	129	8.769	8.767	0.002	91	500142	200.0	219.7	
80 Ethylene Dibromide	107	8.864	8.861	0.003	98	399378	200.0	202.7	
81 Chlorobenzene	112	9.302	9.299	0.003	96	1567578	200.0	206.2	
82 1,1,1,2-Tetrachloroethane	131	9.373	9.370	0.003	96	543942	200.0	217.2	
83 Ethylbenzene	106	9.396	9.394	0.002	99	825429	200.0	205.4	
84 m-Xylene & p-Xylene	106	9.491	9.500	-0.009	99	1024996	200.0	207.9	
85 o-Xylene	106	9.834	9.832	0.002	98	961035	200.0	200.6	
86 Styrene	104	9.846	9.843	0.003	95	1662695	200.0	201.5	
87 Bromoform	173	9.988	9.985	0.003	95	248058	200.0	213.2	
88 Isopropylbenzene	105	10.142	10.139	0.003	97	2398772	200.0	202.9	
90 1,1,2,2-Tetrachloroethane	83	10.390	10.388	0.002	96	426812	200.0	197.5	
91 Bromobenzene	156	10.402	10.400	0.002	97	553122	200.0	210.3	
92 1,2,3-Trichloropropane	110	10.426	10.423	0.003	83	134475	200.0	201.9	
93 trans-1,4-Dichloro-2-buten	53	10.438	10.435	0.003	84	169595	200.0	209.0	
94 N-Propylbenzene	120	10.497	10.494	0.003	99	699693	200.0	214.7	
95 2-Chlorotoluene	126	10.568	10.565	0.003	97	582283	200.0	213.4	
96 1,3,5-Trimethylbenzene	105	10.639	10.636	0.003	96	1932449	200.0	205.8	
97 4-Chlorotoluene	126	10.651	10.648	0.003	99	597087	200.0	210.1	
98 tert-Butylbenzene	119	10.911	10.920	-0.009	94	1796212	200.0	206.7	
100 1,2,4-Trimethylbenzene	105	10.958	10.956	0.002	96	1996903	200.0	206.5	

Compound	Sig	RT (min.)	Exp RT (min.)	Dlt RT (min.)	Q	Response	Cal Amt ug/l	OnCol Amt ug/l	Flags
101 sec-Butylbenzene	105	11.100	11.098	0.002	95	2447945	200.0	208.9	
102 1,3-Dichlorobenzene	146	11.195	11.192	0.003	97	1054924	200.0	209.1	
103 4-Isopropyltoluene	119	11.219	11.228	-0.009	97	2196261	200.0	212.0	
104 1,4-Dichlorobenzene	146	11.266	11.263	0.003	93	1054429	200.0	205.3	
108 1,2-Dichlorobenzene	146	11.574	11.571	0.003	94	968763	200.0	204.3	
107 n-Butylbenzene	91	11.562	11.571	-0.009	98	1915758	200.0	210.8	
109 1,2-Dibromo-3-Chloropropan	157	12.224	12.222	0.002	82	78449	200.0	211.8	
112 1,2,4-Trichlorobenzene	180	12.922	12.920	0.002	94	660072	200.0	208.8	
113 Hexachlorobutadiene	225	13.076	13.074	0.002	96	305215	200.0	213.4	
114 Naphthalene	128	13.124	13.121	0.003	97	1447501	200.0	195.5	
115 1,2,3-Trichlorobenzene	180	13.313	13.322	-0.009	95	580784	200.0	200.8	
S 132 1,2-Dichloroethene, Total	96				0			416.5	
S 133 1,3-Dichloropropene, Total	75				0			435.3	
S 134 Xylenes, Total	106				0		400.0	408.4	
S 154 Total BTEX	1				0		1000.0	1021.8	
S 135 Trihalomethanes, Total	1				0		800.0	848.1	

QC Flag Legend

Review Flags

a - User Assigned ID

Reagents:

vm150is_00155	Amount Added:	1.00	Units: uL
vm50ss_00379	Amount Added:	20.00	Units: uL
VMRGAS_00315	Amount Added:	20.00	Units: uL
VMRPRIMW_00360	Amount Added:	20.00	Units: uL
VMAROLISTDW_00320	Amount Added:	20.00	Units: uL

Report Date: 18-Nov-2019 09:55:57 Chrom Revision: 2.3 09-Oct-2019 11:13:36

Eurofins TestAmerica, Canton

Data File: \\chromna\Canton\ChromData\A3UX18\20191115-93220.b\181403.D

Injection Date:	15-Nov-2019 16:07:30	Instrument ID:	A3UX18	Operator ID:	002808
Lims ID:	IC			Worklist Smp#:	4
Client ID:					
Purge Vol:	5.000 mL	Dil. Factor:	1.0000	ALS Bottle#:	3
Method:	8260_18	Limit Group:	MSV 8260B ICAL		

Column: DB-624 (0.18 mm)

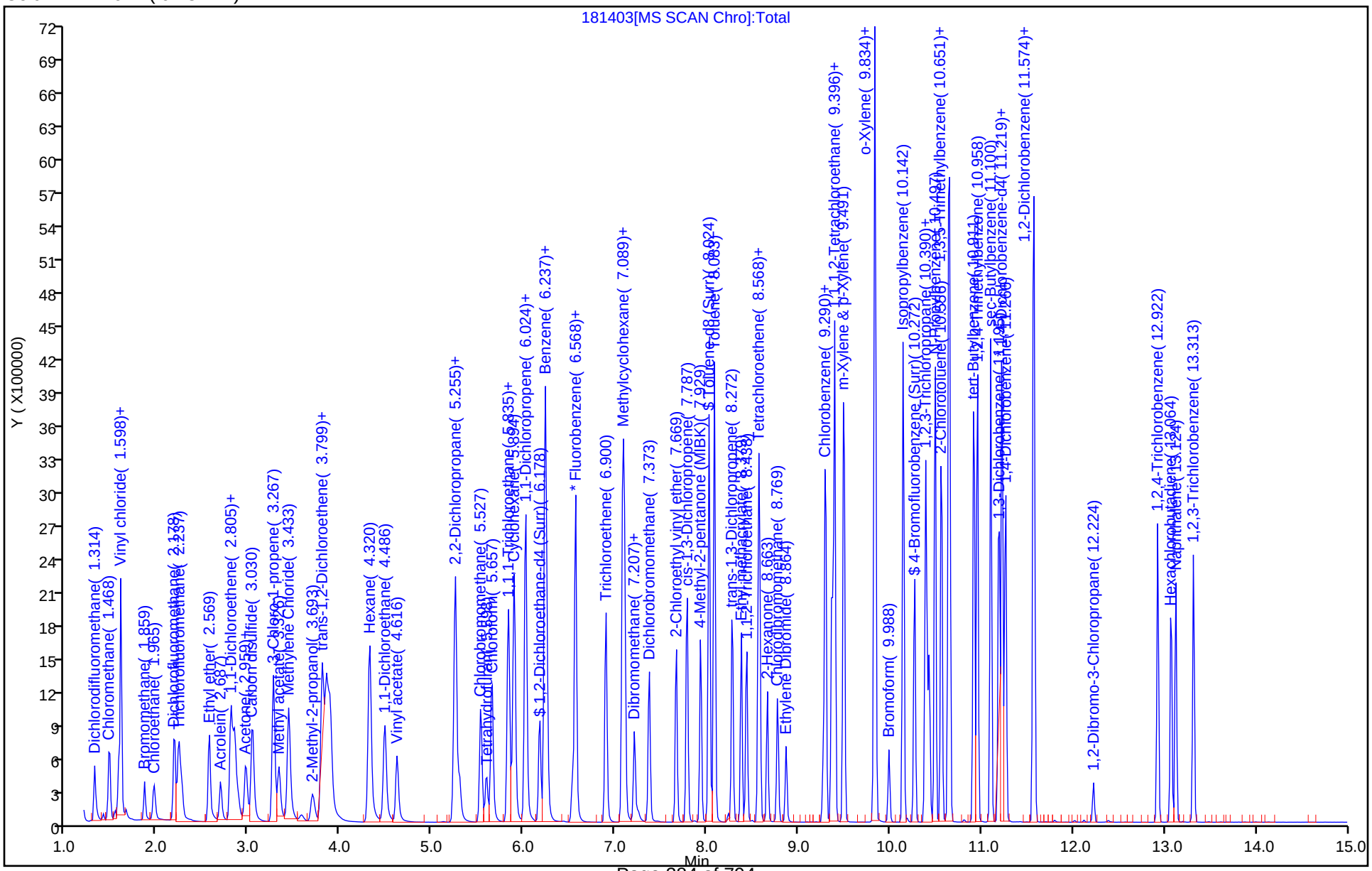

Manual Integration/User Assign Peak Report

Eurofins TestAmerica, Canton

Data File: \\chromna\Canton\ChromData\A3UX18\20191115-93220.b\181403.D
Injection Date: 15-Nov-2019 16:07:30 Instrument ID: A3UX18
Lims ID: IC
Client ID:
Operator ID: 002808 ALS Bottle#: 3 Worklist Smp#: 4
Purge Vol: 5.000 mL Dil. Factor: 1.0000
Method: 8260_18 Limit Group: MSV 8260B ICAL
Column: DB-624 (0.18 mm) Detector MS SCAN

* 2 Chlorobenzene-d5, CAS: 3114-55-4

Signal: 1

Processing Integration Results

RT: 9.36
Area: 365988
Amount: 30.000000
Amount Units: ug/l

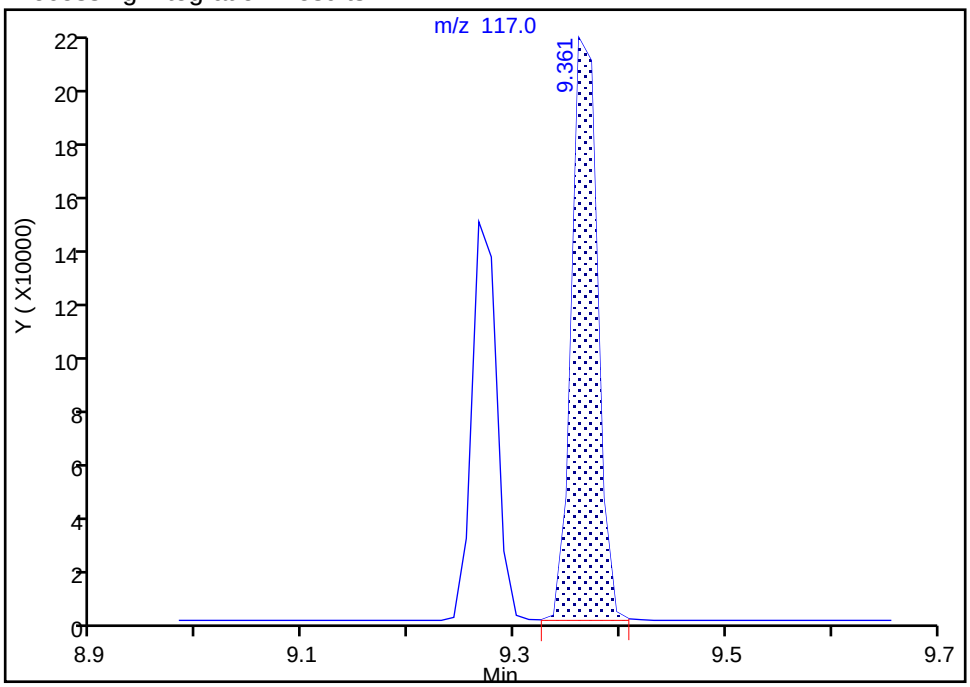

Manual Integration Results

RT: 9.27
Area: 240475
Amount: 30.000000
Amount Units: ug/l

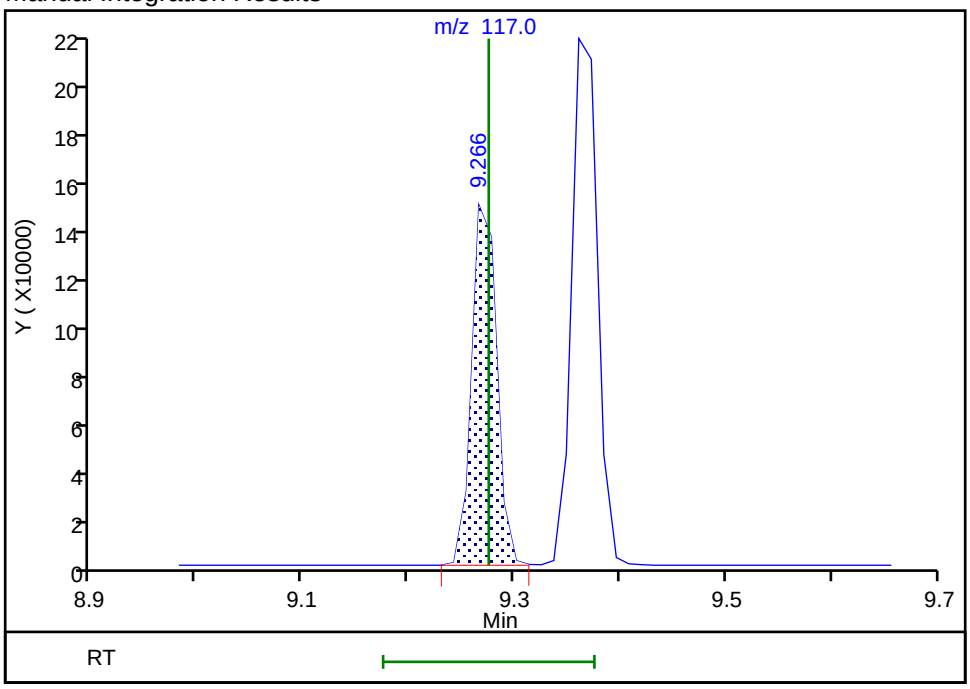

Reviewer: macenczaks, 18-Nov-2019 09:00:11
Audit Action: Assigned Compound ID Audit Reason: Peak assignment corrected

Eurofins TestAmerica, Canton
Target Compound Quantitation Report

Data File: \\chromna\Canton\ChromData\A3UX18\20191115-93220.b\181404.D
Lims ID: IC
Client ID:
Sample Type: IC Calib Level: 7
Inject. Date: 15-Nov-2019 16:32:30 ALS Bottle#: 4 Worklist Smp#: 5
Purge Vol: 5.000 mL Dil. Factor: 1.0000
Sample Info: ic
Misc. Info.: 240-0093220-005
Operator ID: 002808 Instrument ID: A3UX18
Sublist: chrom-8260_18*sub32

Method: \\chromna\Canton\ChromData\A3UX18\20191115-93220.b\8260_18.m
Limit Group: MSV 8260B ICAL
Last Update: 18-Nov-2019 09:56:08 Calib Date: 15-Nov-2019 19:02:30
Integrator: RTE ID Type: Deconvolution ID
Quant Method: Internal Standard Quant By: Initial Calibration
Last ICal File: \\chromna\Canton\ChromData\A3UX18\20191115-93220.b\181410.D

Column 1 : DB-624 (0.18 mm) Det: MS SCAN
Process Host: CTX0328

First Level Reviewer: macenczaks Date: 18-Nov-2019 09:01:35

Compound	Sig	RT (min.)	Exp RT (min.)	Dlt RT (min.)	Q	Response	Cal Amt ug/l	OnCol Amt ug/l	Flags
* 1 Fluorobenzene	96	6.533	6.530	0.003	99	330590	30.0	30.0	
* 2 Chlorobenzene-d5	117	9.266	9.276	-0.010	98	250465	30.0	30.0	
* 3 1,4-Dichlorobenzene-d4	152	11.242	11.240	0.002	94	108066	30.0	30.0	
$ 4 Dibromofluoromethane (Surr	113	5.823	5.832	-0.009	92	266915	100.0	103.4	
$ 5 1,2-Dichloroethane-d4 (Sur	65	6.178	6.175	0.003	98	333412	100.0	106.2	
$ 6 Toluene-d8 (Surr)	98	8.024	8.021	0.003	94	1040776	100.0	102.0	
$ 7 4-Bromofluorobenzene (Surr	95	10.272	10.269	0.003	0	392212	100.0	103.0	
9 Dichlorodifluoromethane	85	1.314	1.312	0.002	100	273576	100.0	106.9	
10 Chloromethane	50	1.468	1.478	-0.010	100	378416	100.0	102.3	
11 Vinyl chloride	62	1.575	1.584	-0.009	99	295579	100.0	110.2	
12 Butadiene	54	1.598	1.608	-0.010	97	365628	100.0	105.4	
13 Bromomethane	94	1.859	1.868	-0.009	91	123325	100.0	65.7	
14 Chloroethane	64	1.977	1.975	0.002	99	182865	100.0	105.9	
15 Dichlorofluoromethane	67	2.190	2.188	0.002	99	403137	100.0	96.0	
16 Trichlorofluoromethane	101	2.237	2.247	-0.010	99	390873	100.0	109.0	
17 Ethyl ether	59	2.569	2.566	0.003	96	286395	100.0	109.2	
18 Acrolein	56	2.687	2.685	0.002	99	214399	500.0	527.1	
19 1,1-Dichloroethene	96	2.805	2.803	0.002	95	237271	100.0	107.6	
20 1,1,2-Trichloro-1,2,2-trif	151	2.841	2.850	-0.009	94	175381	100.0	108.3	
21 Acetone	43	2.876	2.886	-0.010	99	158820	200.0	241.2	
23 Iodomethane	142	2.971	2.969	0.002	99	405948	100.0	107.7	
24 Carbon disulfide	76	3.042	3.040	0.002	100	818544	100.0	110.2	
26 3-Chloro-1-propene	76	3.267	3.276	-0.009	89	180668	100.0	105.2	
27 Methyl acetate	43	3.326	3.324	0.002	99	455767	200.0	237.0	
28 Methylene Chloride	84	3.432	3.442	-0.010	97	283651	100.0	100.8	
29 2-Methyl-2-propanol	59	3.681	3.679	0.002	98	321310	1000.0	1301.5	
30 Acrylonitrile	53	3.799	3.797	0.002	98	982169	1000.0	1139.4	
31 trans-1,2-Dichloroethene	96	3.847	3.844	0.003	95	291642	100.0	107.3	
32 Methyl tert-butyl ether	73	3.882	3.880	0.002	99	769806	100.0	114.6	
33 Hexane	86	4.320	4.318	0.002	96	91331	100.0	111.0	

Compound	Sig	RT (min.)	Exp RT (min.)	Dlt RT (min.)	Q	Response	Cal Amt ug/l	OnCol Amt ug/l	Flags
34 1,1-Dichloroethane	63	4.486	4.483	0.003	97	582465	100.0	106.6	
36 Vinyl acetate	86	4.616	4.625	-0.009	97	54558	100.0	117.2	
40 cis-1,2-Dichloroethene	96	5.255	5.252	0.003	88	322489	100.0	103.2	
39 2,2-Dichloropropane	97	5.255	5.252	0.003	93	78113	100.0	111.1	
41 2-Butanone (MEK)	43	5.302	5.300	0.002	99	275806	200.0	235.0	
44 Chlorobromomethane	128	5.527	5.536	-0.009	93	147086	100.0	104.4	
46 Tetrahydrofuran	42	5.598	5.596	0.002	92	191927	200.0	235.3	
47 Chloroform	83	5.657	5.655	0.002	98	506760	100.0	103.0	
48 1,1,1-Trichloroethane	97	5.835	5.832	0.003	99	432304	100.0	106.1	
49 Cyclohexane	56	5.894	5.891	0.003	96	621703	100.0	105.7	
51 Carbon tetrachloride	117	6.024	6.022	0.002	96	387222	100.0	109.3	
50 1,1-Dichloropropene	75	6.024	6.022	0.002	94	412597	100.0	105.5	
52 Isobutyl alcohol	43	6.225	6.223	0.002	93	399451	2500.0	3185.7	
53 Benzene	78	6.237	6.234	0.003	98	1179088	100.0	104.3	
54 1,2-Dichloroethane	62	6.249	6.258	-0.009	97	439988	100.0	104.9	
56 n-Heptane	100	6.568	6.566	0.002	97	111510	100.0	112.1	
58 Trichloroethene	130	6.900	6.897	0.003	97	305075	100.0	107.4	
60 Methylcyclohexane	83	7.077	7.086	-0.009	96	541785	100.0	106.9	
61 1,2-Dichloropropane	63	7.101	7.098	0.003	96	337877	100.0	106.4	
62 Dibromomethane	93	7.207	7.205	0.002	94	161280	100.0	110.3	
65 1,4-Dioxane	88	7.254	7.252	0.002	98	48663	2000.0	2464.2	
66 Dichlorobromomethane	83	7.373	7.370	0.003	98	387136	100.0	107.6	
68 2-Chloroethyl vinyl ether	63	7.669	7.666	0.003	93	314906	200.0	240.2	
69 cis-1,3-Dichloropropene	75	7.787	7.785	0.002	91	505969	100.0	110.3	
70 4-Methyl-2-pentanone (MIBK	43	7.929	7.927	0.002	99	630017	200.0	238.4	
71 Toluene	91	8.083	8.080	0.003	98	1275413	100.0	103.2	
72 trans-1,3-Dichloropropene	75	8.272	8.282	-0.010	99	457796	100.0	114.6	
73 Ethyl methacrylate	69	8.379	8.376	0.003	94	390818	100.0	112.7	
74 1,1,2-Trichloroethane	97	8.438	8.435	0.003	94	229146	100.0	105.5	
75 Tetrachloroethene	164	8.568	8.566	0.002	95	214220	100.0	107.9	
76 1,3-Dichloropropane	76	8.580	8.577	0.003	98	430225	100.0	108.4	
77 2-Hexanone	43	8.663	8.660	0.003	98	438875	200.0	245.2	
78 Chlorodibromomethane	129	8.769	8.767	0.002	91	268646	100.0	113.3	
80 Ethylene Dibromide	107	8.864	8.861	0.003	98	225851	100.0	110.0	
81 Chlorobenzene	112	9.290	9.299	-0.009	93	823991	100.0	104.1	
82 1,1,1,2-Tetrachloroethane	131	9.373	9.370	0.003	96	282055	100.0	108.1	
83 Ethylbenzene	106	9.396	9.394	0.002	99	442954	100.0	105.8	
84 m-Xylene & p-Xylene	106	9.491	9.500	-0.009	99	548063	100.0	106.7	
85 o-Xylene	106	9.834	9.832	0.002	94	523088	100.0	104.8	
86 Styrene	104	9.834	9.843	-0.009	95	896849	100.0	104.3	
87 Bromoform	173	9.988	9.985	0.003	94	140962	100.0	116.3	
88 Isopropylbenzene	105	10.142	10.139	0.003	97	1326810	100.0	107.8	
90 1,1,2,2-Tetrachloroethane	83	10.378	10.388	-0.010	96	263296	100.0	113.4	
91 Bromobenzene	156	10.390	10.400	-0.010	98	300297	100.0	106.3	
92 1,2,3-Trichloropropane	110	10.426	10.423	0.003	84	81793	100.0	114.4	
93 trans-1,4-Dichloro-2-buten	53	10.426	10.435	-0.009	87	102197	100.0	117.3	
94 N-Propylbenzene	120	10.497	10.494	0.003	99	379392	100.0	108.4	
95 2-Chlorotoluene	126	10.556	10.565	-0.009	96	315388	100.0	107.7	
96 1,3,5-Trimethylbenzene	105	10.639	10.636	0.003	95	1081503	100.0	107.2	
97 4-Chlorotoluene	126	10.651	10.648	0.002	99	324581	100.0	106.4	
98 tert-Butylbenzene	119	10.911	10.920	-0.009	94	1016237	100.0	108.9	
100 1,2,4-Trimethylbenzene	105	10.958	10.956	0.002	95	1090125	100.0	105.0	

Compound	Sig	RT (min.)	Exp RT (min.)	Dlt RT (min.)	Q	Response	Cal Amt ug/l	OnCol Amt ug/l	Flags
101 sec-Butylbenzene	105	11.100	11.098	0.002	95	1356154	100.0	107.8	
102 1,3-Dichlorobenzene	146	11.195	11.192	0.003	97	571863	100.0	105.6	
103 4-Isopropyltoluene	119	11.218	11.228	-0.010	97	1198994	100.0	107.8	
104 1,4-Dichlorobenzene	146	11.266	11.263	0.003	96	571529	100.0	103.6	
108 1,2-Dichlorobenzene	146	11.573	11.571	0.002	95	525886	100.0	103.3	
107 n-Butylbenzene	91	11.562	11.571	-0.009	98	1060030	100.0	108.6	
109 1,2-Dibromo-3-Chloropropan	157	12.224	12.222	0.002	80	46928	100.0	118.0	
112 1,2,4-Trichlorobenzene	180	12.922	12.920	0.002	94	348636	100.0	102.7	
113 Hexachlorobutadiene	225	13.076	13.074	0.002	96	158695	100.0	103.4	
114 Naphthalene	128	13.124	13.121	0.003	97	840346	100.0	105.7	
115 1,2,3-Trichlorobenzene	180	13.313	13.322	-0.009	97	322024	100.0	103.7	
S 132 1,2-Dichloroethene, Total	96				0			210.6	
S 133 1,3-Dichloropropene, Total	75				0			225.0	
S 134 Xylenes, Total	106				0		200.0	211.5	
S 154 Total BTEX	1				0		500.0	524.8	
S 135 Trihalomethanes, Total	1				0		400.0	440.3	

Reagents:

vm150is_00155	Amount Added:	1.00	Units: uL
VMAROLISTDW_00320	Amount Added:	10.00	Units: uL
VMRPRIMW_00360	Amount Added:	10.00	Units: uL
VMRGAS_00315	Amount Added:	10.00	Units: uL
vm50ss_00379	Amount Added:	10.00	Units: uL

Report Date: 18-Nov-2019 09:56:10 Chrom Revision: 2.3 09-Oct-2019 11:13:36

Eurofins TestAmerica, Canton

Data File: \\chromna\Canton\ChromData\A3UX18\20191115-93220.b\181404.D

Injection Date:	15-Nov-2019 16:32:30	Instrument ID:	A3UX18	Operator ID:	002808
Lims ID:	IC			Worklist Smp#:	5
Client ID:					
Purge Vol:	5.000 mL	Dil. Factor:	1.0000	ALS Bottle#:	4
Method:	8260_18	Limit Group:	MSV 8260B ICAL		

Column: DB-624 (0.18 mm)

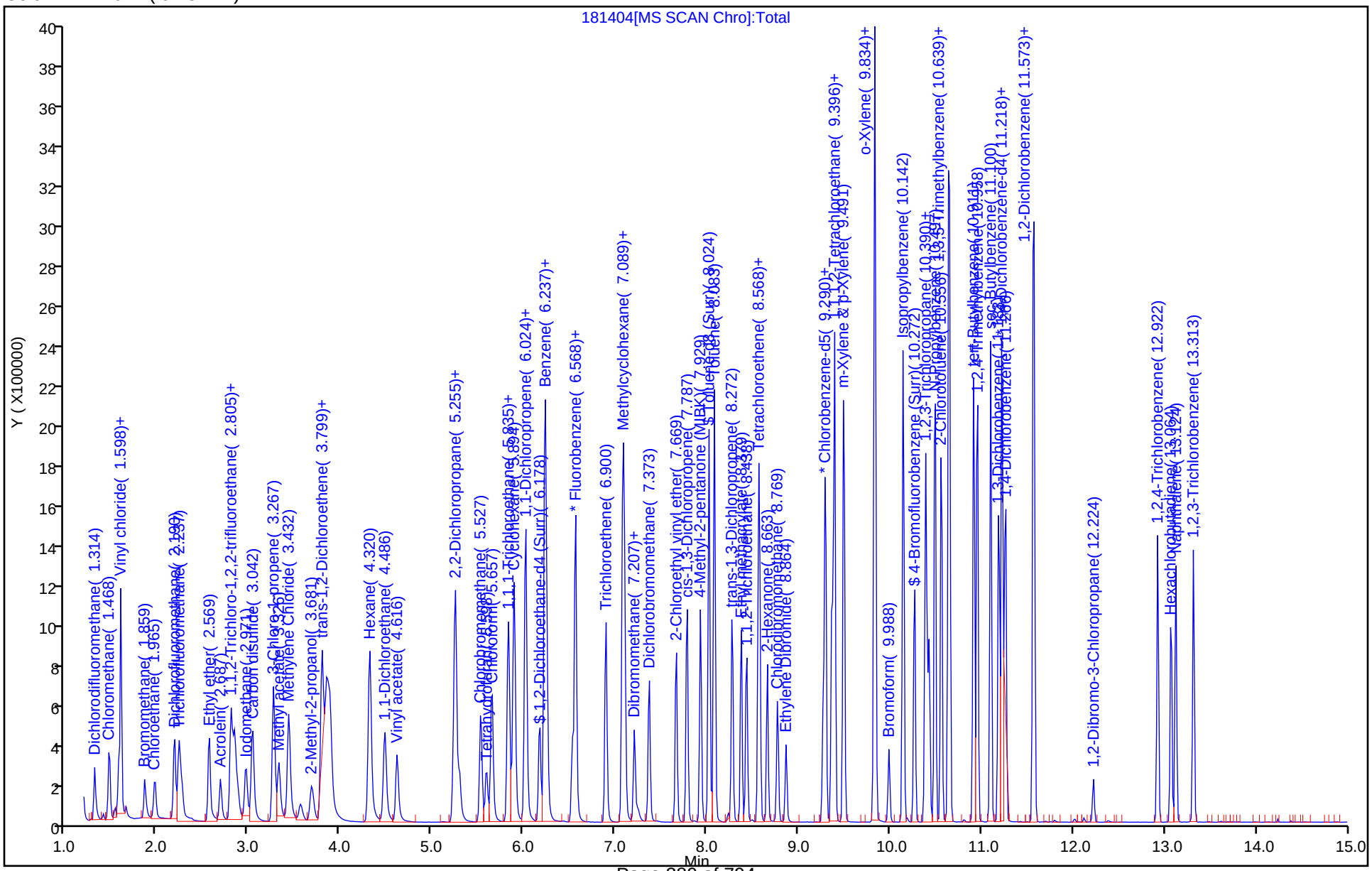

Eurofins TestAmerica, Canton
Target Compound Quantitation Report

Data File: \\chromna\Canton\ChromData\A3UX18\20191115-93220.b\181405.D
Lims ID: ICIS
Client ID:
Sample Type: ICIS Calib Level: 6
Inject. Date: 15-Nov-2019 16:57:30 ALS Bottle#: 5 Worklist Smp#: 6
Purge Vol: 5.000 mL Dil. Factor: 1.0000
Sample Info: icis
Misc. Info.: 240-0093220-006
Operator ID: 002808 Instrument ID: A3UX18
Sublist: chrom-8260_18*sub32

Method: \\chromna\Canton\ChromData\A3UX18\20191115-93220.b\8260_18.m
Limit Group: MSV 8260B ICAL
Last Update: 18-Nov-2019 09:56:19 Calib Date: 15-Nov-2019 19:02:30
Integrator: RTE ID Type: Deconvolution ID
Quant Method: Internal Standard Quant By: Initial Calibration
Last ICal File: \\chromna\Canton\ChromData\A3UX18\20191115-93220.b\181410.D

Column 1 : DB-624 (0.18 mm) Det: MS SCAN
Process Host: CTX0328

First Level Reviewer: macenczaks Date: 18-Nov-2019 09:02:22

Compound	Sig	RT (min.)	Exp RT (min.)	Dlt RT (min.)	Q	Response	Cal Amt ug/l	OnCol Amt ug/l	Flags
* 1 Fluorobenzene	96	6.530	6.530	0.000	99	327899	30.0	30.0	
* 2 Chlorobenzene-d5	117	9.276	9.276	0.000	96	248592	30.0	30.0	
* 3 1,4-Dichlorobenzene-d4	152	11.240	11.240	0.000	98	108979	30.0	30.0	
$ 4 Dibromofluoromethane (Surr	113	5.832	5.832	0.000	91	132629	50.0	51.8	
$ 5 1,2-Dichloroethane-d4 (Sur	65	6.175	6.175	0.000	98	158882	50.0	51.0	
$ 6 Toluene-d8 (Surr)	98	8.021	8.021	0.000	94	524806	50.0	51.8	
$ 7 4-Bromofluorobenzene (Surr	95	10.269	10.269	0.000	0	197755	50.0	51.5	
9 Dichlorodifluoromethane	85	1.312	1.312	0.000	100	132492	50.0	52.2	
10 Chloromethane	50	1.478	1.478	0.000	100	190964	50.0	52.1	
11 Vinyl chloride	62	1.584	1.584	0.000	99	146283	50.0	55.0	
12 Butadiene	54	1.608	1.608	0.000	96	176001	50.0	51.2	
13 Bromomethane	94	1.868	1.868	0.000	91	87152	50.0	46.8	
14 Chloroethane	64	1.975	1.975	0.000	99	93933	50.0	54.9	
15 Dichlorofluoromethane	67	2.188	2.188	0.000	99	204094	50.0	49.0	
16 Trichlorofluoromethane	101	2.247	2.247	0.000	100	191128	50.0	53.8	
17 Ethyl ether	59	2.566	2.566	0.000	96	132191	50.0	50.8	
18 Acrolein	56	2.685	2.685	0.000	99	90394	250.0	224.1	
19 1,1-Dichloroethene	96	2.803	2.803	0.000	94	113564	50.0	51.9	
20 1,1,2-Trichloro-1,2,2-trif	151	2.850	2.850	0.000	95	82909	50.0	51.6	
21 Acetone	43	2.886	2.886	0.000	99	61595	100.0	91.5	
23 Iodomethane	142	2.969	2.969	0.000	99	198323	50.0	53.0	
24 Carbon disulfide	76	3.040	3.040	0.000	100	400865	50.0	54.4	
26 3-Chloro-1-propene	76	3.276	3.276	0.000	89	87352	50.0	51.3	
27 Methyl acetate	43	3.324	3.324	0.000	99	188446	100.0	98.8	
28 Methylene Chloride	84	3.442	3.442	0.000	97	138688	50.0	49.7	
29 2-Methyl-2-propanol	59	3.679	3.679	0.000	98	119152	500.0	486.6	
30 Acrylonitrile	53	3.797	3.797	0.000	98	419475	500.0	490.6	
31 trans-1,2-Dichloroethene	96	3.844	3.844	0.000	95	143931	50.0	53.4	
32 Methyl tert-butyl ether	73	3.880	3.880	0.000	99	342660	50.0	51.4	
33 Hexane	86	4.318	4.318	0.000	96	42974	50.0	52.6	

Compound	Sig	RT (min.)	Exp RT (min.)	Dlt RT (min.)	Q	Response	Cal Amt ug/l	OnCol Amt ug/l	Flags
34 1,1-Dichloroethane	63	4.483	4.483	0.000	97	286020	50.0	52.8	
36 Vinyl acetate	86	4.625	4.625	0.000	97	22941	50.0	49.7	
40 cis-1,2-Dichloroethene	96	5.252	5.252	0.000	88	159700	50.0	51.5	
39 2,2-Dichloropropane	97	5.252	5.252	0.000	93	37605	50.0	53.9	
41 2-Butanone (MEK)	43	5.300	5.300	0.000	99	111383	100.0	95.7	
44 Chlorobromomethane	128	5.536	5.536	0.000	94	71144	50.0	50.9	
46 Tetrahydrofuran	42	5.596	5.596	0.000	92	76383	100.0	94.4	
47 Chloroform	83	5.655	5.655	0.000	98	251427	50.0	51.5	
48 1,1,1-Trichloroethane	97	5.832	5.832	0.000	99	211037	50.0	52.2	
49 Cyclohexane	56	5.891	5.891	0.000	95	301708	50.0	51.7	
50 1,1-Dichloropropene	75	6.022	6.022	0.000	94	202585	50.0	52.2	
51 Carbon tetrachloride	117	6.022	6.022	0.000	97	186756	50.0	53.2	
52 Isobutyl alcohol	43	6.223	6.223	0.000	94	154492	1250.0	1242.2	
53 Benzene	78	6.234	6.234	0.000	98	591383	50.0	52.7	
54 1,2-Dichloroethane	62	6.258	6.258	0.000	97	209008	50.0	50.2	
56 n-Heptane	100	6.566	6.566	0.000	97	52443	50.0	53.2	
58 Trichloroethene	130	6.897	6.897	0.000	97	149280	50.0	53.0	
60 Methylcyclohexane	83	7.086	7.086	0.000	96	260147	50.0	51.7	
61 1,2-Dichloropropane	63	7.098	7.098	0.000	91	165330	50.0	52.5	
62 Dibromomethane	93	7.205	7.205	0.000	95	73479	50.0	50.7	
65 1,4-Dioxane	88	7.252	7.252	0.000	97	19833	1000.0	1012.6	
66 Dichlorobromomethane	83	7.370	7.370	0.000	98	187449	50.0	52.5	
68 2-Chloroethyl vinyl ether	63	7.666	7.666	0.000	93	132686	100.0	102.0	
69 cis-1,3-Dichloropropene	75	7.785	7.785	0.000	91	245160	50.0	53.9	
70 4-Methyl-2-pentanone (MIBK	43	7.927	7.927	0.000	99	257775	100.0	98.3	
71 Toluene	91	8.080	8.080	0.000	98	631329	50.0	51.5	
72 trans-1,3-Dichloropropene	75	8.282	8.282	0.000	98	212973	50.0	53.7	
73 Ethyl methacrylate	69	8.376	8.376	0.000	93	174731	50.0	50.8	
74 1,1,2-Trichloroethane	97	8.435	8.435	0.000	93	108672	50.0	50.4	
75 Tetrachloroethene	164	8.566	8.566	0.000	94	104298	50.0	53.0	
76 1,3-Dichloropropane	76	8.577	8.577	0.000	98	201772	50.0	51.2	
77 2-Hexanone	43	8.660	8.660	0.000	98	181528	100.0	102.2	
78 Chlorodibromomethane	129	8.767	8.767	0.000	91	124330	50.0	52.8	
80 Ethylene Dibromide	107	8.861	8.861	0.000	98	103465	50.0	50.8	
81 Chlorobenzene	112	9.299	9.299	0.000	95	409749	50.0	52.1	
82 1,1,1,2-Tetrachloroethane	131	9.370	9.370	0.000	96	138021	50.0	53.3	
83 Ethylbenzene	106	9.394	9.394	0.000	99	221048	50.0	53.2	
84 m-Xylene & p-Xylene	106	9.500	9.500	0.000	99	270942	50.0	53.2	
85 o-Xylene	106	9.832	9.832	0.000	98	261950	50.0	52.9	
86 Styrene	104	9.843	9.843	0.000	94	447754	50.0	52.5	
87 Bromoform	173	9.985	9.985	0.000	95	61610	50.0	51.2	
88 Isopropylbenzene	105	10.139	10.139	0.000	97	662020	50.0	54.2	
90 1,1,2,2-Tetrachloroethane	83	10.388	10.388	0.000	96	118246	50.0	50.5	
91 Bromobenzene	156	10.400	10.400	0.000	98	149116	50.0	52.4	
92 1,2,3-Trichloropropane	110	10.423	10.423	0.000	88	35780	50.0	49.6	
93 trans-1,4-Dichloro-2-buten	53	10.435	10.435	0.000	80	43937	50.0	50.0	
94 N-Propylbenzene	120	10.494	10.494	0.000	99	193148	50.0	54.7	
95 2-Chlorotoluene	126	10.565	10.565	0.000	97	158531	50.0	53.7	
96 1,3,5-Trimethylbenzene	105	10.636	10.636	0.000	95	547722	50.0	53.9	
97 4-Chlorotoluene	126	10.648	10.648	0.000	99	164907	50.0	53.6	
98 tert-Butylbenzene	119	10.920	10.920	0.000	94	504278	50.0	53.6	
100 1,2,4-Trimethylbenzene	105	10.956	10.956	0.000	95	562669	50.0	53.7	

Compound	Sig	RT (min.)	Exp RT (min.)	Dlt RT (min.)	Q	Response	Cal Amt ug/l	OnCol Amt ug/l	Flags
101 sec-Butylbenzene	105	11.098	11.098	0.000	95	692837	50.0	54.6	
102 1,3-Dichlorobenzene	146	11.192	11.192	0.000	97	285812	50.0	52.3	
103 4-Isopropyltoluene	119	11.228	11.228	0.000	97	613081	50.0	54.6	
104 1,4-Dichlorobenzene	146	11.263	11.263	0.000	93	289832	50.0	52.1	
108 1,2-Dichlorobenzene	146	11.571	11.571	0.000	94	267214	50.0	52.0	
107 n-Butylbenzene	91	11.571	11.571	0.000	98	541795	50.0	55.1	
109 1,2-Dibromo-3-Chloropropan	157	12.222	12.222	0.000	80	20043	50.0	50.0	
112 1,2,4-Trichlorobenzene	180	12.920	12.920	0.000	94	173589	50.0	50.7	
113 Hexachlorobutadiene	225	13.074	13.074	0.000	97	79636	50.0	51.4	
114 Naphthalene	128	13.121	13.121	0.000	97	387567	50.0	48.3	
115 1,2,3-Trichlorobenzene	180	13.322	13.322	0.000	96	156162	50.0	49.9	
S 134 Xylenes, Total	106				0		100.0	106.0	
S 154 Total BTEX	1				0		250.0	263.4	
S 135 Trihalomethanes, Total	1				0		200.0	208.1	

Reagents:

vm150is_00155	Amount Added:	1.00	Units: uL
vm50ss_00379	Amount Added:	5.00	Units: uL
VMRGAS_00315	Amount Added:	5.00	Units: uL
VMRPRIMW_00360	Amount Added:	5.00	Units: uL
VMAROLISTDW_00320	Amount Added:	5.00	Units: uL

Report Date: 18-Nov-2019 09:56:21 Chrom Revision: 2.3 09-Oct-2019 11:13:36

Eurofins TestAmerica, Canton

Data File: \\chromna\Canton\ChromData\A3UX18\20191115-93220.b\181405.D

Injection Date:	15-Nov-2019 16:57:30	Instrument ID:	A3UX18	Operator ID:	002808
Lims ID:	ICIS			Worklist Smp#:	6
Client ID:					
Purge Vol:	5.000 mL	Dil. Factor:	1.0000	ALS Bottle#:	5
Method:	8260_18	Limit Group:	MSV 8260B ICAL		

Column: DB-624 (0.18 mm)

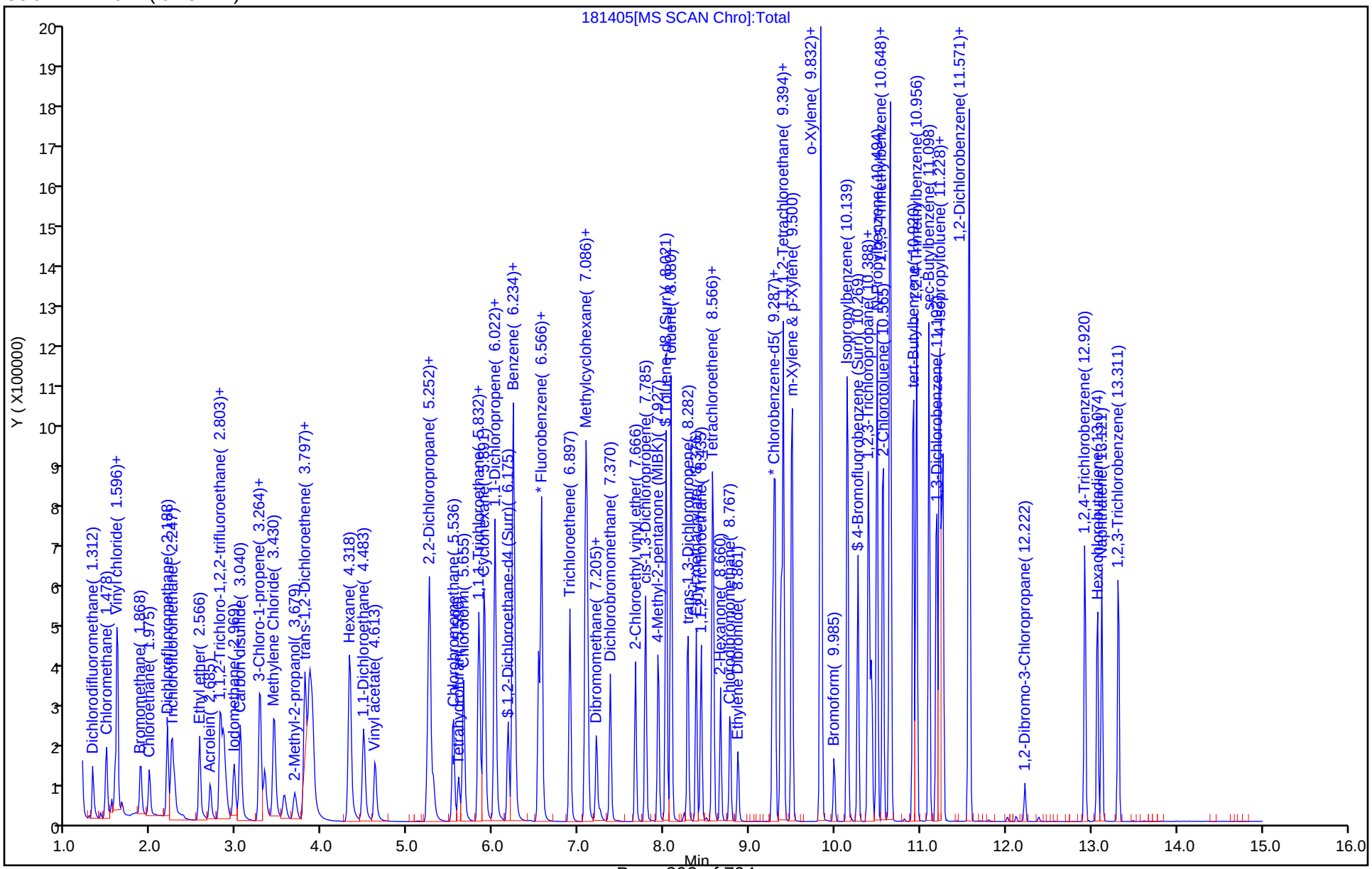

Eurofins TestAmerica, Canton
Target Compound Quantitation Report

Data File: \\chromna\Canton\ChromData\A3UX18\20191115-93220.b\181406.D
Lims ID: IC
Client ID:
Sample Type: IC Calib Level: 5
Inject. Date: 15-Nov-2019 17:22:30 ALS Bottle#: 6 Worklist Smp#: 7
Purge Vol: 5.000 mL Dil. Factor: 1.0000
Sample Info: ic
Misc. Info.: 240-0093220-007
Operator ID: 002808 Instrument ID: A3UX18
Sublist: chrom-8260_18*sub32

Method: \\chromna\Canton\ChromData\A3UX18\20191115-93220.b\8260_18.m
Limit Group: MSV 8260B ICAL
Last Update: 18-Nov-2019 09:56:30 Calib Date: 15-Nov-2019 19:02:30
Integrator: RTE ID Type: Deconvolution ID
Quant Method: Internal Standard Quant By: Initial Calibration
Last ICal File: \\chromna\Canton\ChromData\A3UX18\20191115-93220.b\181410.D

Column 1 : DB-624 (0.18 mm) Det: MS SCAN
Process Host: CTX0328

First Level Reviewer: macenczaks Date: 18-Nov-2019 09:03:09

Compound	Sig	RT (min.)	Exp RT (min.)	Dlt RT (min.)	Q	Response	Cal Amt ug/l	OnCol Amt ug/l	Flags
* 1 Fluorobenzene	96	6.532	6.530	0.002	99	322305	30.0	30.0	
* 2 Chlorobenzene-d5	117	9.266	9.276	-0.010	97	247904	30.0	30.0	
* 3 1,4-Dichlorobenzene-d4	152	11.242	11.240	0.002	98	109125	30.0	30.0	
$ 4 Dibromofluoromethane (Surr	113	5.834	5.832	0.002	92	52783	20.0	21.0	
$ 5 1,2-Dichloroethane-d4 (Sur	65	6.177	6.175	0.002	99	64484	20.0	21.1	
$ 6 Toluene-d8 (Surr)	98	8.023	8.021	0.002	94	210062	20.0	20.8	
$ 7 4-Bromofluorobenzene (Surr	95	10.271	10.269	0.002	0	77553	20.0	20.2	
9 Dichlorodifluoromethane	85	1.314	1.312	0.002	100	48662	20.0	19.5	
10 Chloromethane	50	1.468	1.478	-0.010	100	71483	20.0	19.8	
11 Vinyl chloride	62	1.574	1.584	-0.010	98	53720	20.0	20.6	
12 Butadiene	54	1.598	1.608	-0.010	99	65828	20.0	19.5	
13 Bromomethane	94	1.882	1.868	0.014	91	34082	20.0	18.6	
14 Chloroethane	64	1.977	1.975	0.002	99	36155	20.0	21.5	
15 Dichlorofluoromethane	67	2.190	2.188	0.002	99	79404	20.0	19.4	
16 Trichlorofluoromethane	101	2.249	2.247	0.002	99	71048	20.0	20.3	
17 Ethyl ether	59	2.568	2.566	0.002	96	53150	20.0	20.8	
18 Acrolein	56	2.687	2.685	0.002	98	37824	100.0	95.4	
19 1,1-Dichloroethene	96	2.805	2.803	0.002	94	45411	20.0	21.1	
20 1,1,2-Trichloro-1,2,2-trif	151	2.852	2.850	0.002	97	32634	20.0	20.7	
21 Acetone	43	2.888	2.886	0.002	99	29100	40.0	41.6	
23 Iodomethane	142	2.971	2.969	0.001	99	76390	20.0	20.8	
24 Carbon disulfide	76	3.042	3.040	0.002	100	155801	20.0	21.5	
26 3-Chloro-1-propene	76	3.266	3.276	-0.010	89	34725	20.0	20.7	
27 Methyl acetate	43	3.325	3.324	0.001	99	79625	40.0	42.5	
28 Methylene Chloride	84	3.432	3.442	-0.010	96	54510	20.0	19.9	
29 2-Methyl-2-propanol	59	3.680	3.679	0.001	98	52612	200.0	218.6	
30 Acrylonitrile	53	3.799	3.797	0.002	98	176460	200.0	210.0	
31 trans-1,2-Dichloroethene	96	3.846	3.844	0.002	95	56327	20.0	21.3	
32 Methyl tert-butyl ether	73	3.882	3.880	0.002	99	137171	20.0	20.9	
33 Hexane	86	4.319	4.318	0.001	95	16628	20.0	20.7	

Compound	Sig	RT (min.)	Exp RT (min.)	Dlt RT (min.)	Q	Response	Cal Amt ug/l	OnCol Amt ug/l	Flags
34 1,1-Dichloroethane	63	4.485	4.483	0.002	97	113200	20.0	21.2	
36 Vinyl acetate	86	4.615	4.625	-0.010	97	9276	20.0	20.4	
40 cis-1,2-Dichloroethene	96	5.254	5.252	0.002	88	63725	20.0	20.9	
39 2,2-Dichloropropane	97	5.254	5.252	0.002	85	14496	20.0	21.2	
41 2-Butanone (MEK)	43	5.302	5.300	0.002	99	48786	40.0	42.6	
44 Chlorobromomethane	128	5.538	5.536	0.002	96	28161	20.0	20.5	
46 Tetrahydrofuran	42	5.597	5.596	0.001	93	32886	40.0	41.3	
47 Chloroform	83	5.657	5.655	0.002	98	99946	20.0	20.8	
48 1,1,1-Trichloroethane	97	5.834	5.832	0.002	99	83910	20.0	21.1	
49 Cyclohexane	56	5.893	5.891	0.002	95	121801	20.0	21.2	
51 Carbon tetrachloride	117	6.023	6.022	0.001	97	72950	20.0	21.1	
50 1,1-Dichloropropene	75	6.023	6.022	0.001	94	80453	20.0	21.1	
52 Isobutyl alcohol	43	6.225	6.223	0.002	93	65180	500.0	533.2	
53 Benzene	78	6.236	6.234	0.002	98	233737	20.0	21.2	
54 1,2-Dichloroethane	62	6.248	6.258	-0.010	97	85084	20.0	20.8	
56 n-Heptane	100	6.568	6.566	0.002	97	20226	20.0	20.9	
58 Trichloroethene	130	6.899	6.897	0.002	97	58722	20.0	21.2	
60 Methylcyclohexane	83	7.076	7.086	-0.010	97	105346	20.0	21.3	
61 1,2-Dichloropropane	63	7.100	7.098	0.002	93	66350	20.0	21.4	
62 Dibromomethane	93	7.207	7.205	0.002	92	30638	20.0	21.5	
65 1,4-Dioxane	88	7.254	7.252	0.002	98	8404	400.0	436.5	
66 Dichlorobromomethane	83	7.372	7.370	0.002	98	73011	20.0	20.8	
68 2-Chloroethyl vinyl ether	63	7.668	7.666	0.002	93	50713	40.0	39.7	
69 cis-1,3-Dichloropropene	75	7.786	7.785	0.001	91	93929	20.0	21.0	
70 4-Methyl-2-pentanone (MIBK	43	7.928	7.927	0.001	99	110760	40.0	42.3	
71 Toluene	91	8.082	8.080	0.002	98	251258	20.0	20.5	
72 trans-1,3-Dichloropropene	75	8.272	8.282	-0.010	99	80986	20.0	20.5	
73 Ethyl methacrylate	69	8.378	8.376	0.002	94	71146	20.0	20.7	
74 1,1,2-Trichloroethane	97	8.437	8.435	0.002	94	43558	20.0	20.3	
75 Tetrachloroethene	164	8.567	8.566	0.001	95	40705	20.0	20.7	
76 1,3-Dichloropropane	76	8.579	8.577	0.002	98	81939	20.0	20.9	
77 2-Hexanone	43	8.662	8.660	0.002	98	76691	40.0	43.3	
78 Chlorodibromomethane	129	8.769	8.767	0.002	90	48197	20.0	20.5	
80 Ethylene Dibromide	107	8.863	8.861	0.002	98	42578	20.0	21.0	
81 Chlorobenzene	112	9.289	9.299	-0.010	97	159863	20.0	20.4	
82 1,1,1,2-Tetrachloroethane	131	9.372	9.370	0.002	95	53432	20.0	20.7	
83 Ethylbenzene	106	9.396	9.394	0.002	99	85680	20.0	20.7	
84 m-Xylene & p-Xylene	106	9.490	9.500	-0.010	99	103684	20.0	20.4	
85 o-Xylene	106	9.834	9.832	0.002	95	102503	20.0	20.8	
86 Styrene	104	9.845	9.843	0.002	95	174798	20.0	20.5	
87 Bromoform	173	9.987	9.985	0.002	94	23534	20.0	19.6	
88 Isopropylbenzene	105	10.141	10.139	0.002	97	256146	20.0	21.0	
90 1,1,2,2-Tetrachloroethane	83	10.378	10.388	-0.010	96	49797	20.0	21.2	
91 Bromobenzene	156	10.402	10.400	0.002	98	58856	20.0	20.6	
92 1,2,3-Trichloropropane	110	10.425	10.423	0.002	84	15657	20.0	21.7	
93 trans-1,4-Dichloro-2-buten	53	10.425	10.435	-0.010	79	17416	20.0	19.8	
94 N-Propylbenzene	120	10.496	10.494	0.002	99	73095	20.0	20.7	
95 2-Chlorotoluene	126	10.567	10.565	0.002	96	60052	20.0	20.3	
96 1,3,5-Trimethylbenzene	105	10.638	10.636	0.002	95	214531	20.0	21.1	
97 4-Chlorotoluene	126	10.650	10.648	0.002	99	63647	20.0	20.7	
98 tert-Butylbenzene	119	10.910	10.920	-0.010	94	199601	20.0	21.2	
100 1,2,4-Trimethylbenzene	105	10.958	10.956	0.002	95	215226	20.0	20.5	

Compound	Sig	RT (min.)	Exp RT (min.)	Dlt RT (min.)	Q	Response	Cal Amt ug/l	OnCol Amt ug/l	Flags
101 sec-Butylbenzene	105	11.100	11.098	0.002	95	267485	20.0	21.0	
102 1,3-Dichlorobenzene	146	11.194	11.192	0.002	97	111047	20.0	20.3	
103 4-Isopropyltoluene	119	11.218	11.228	-0.010	97	233297	20.0	20.8	
104 1,4-Dichlorobenzene	146	11.265	11.263	0.002	93	111218	20.0	20.0	
108 1,2-Dichlorobenzene	146	11.573	11.571	0.002	94	102809	20.0	20.0	
107 n-Butylbenzene	91	11.561	11.571	-0.010	98	204814	20.0	20.8	
109 1,2-Dibromo-3-Chloropropan	157	12.224	12.222	0.002	79	8347	20.0	20.8	
112 1,2,4-Trichlorobenzene	180	12.922	12.920	0.002	94	66093	20.0	19.3	
113 Hexachlorobutadiene	225	13.076	13.074	0.002	96	30308	20.0	19.5	
114 Naphthalene	128	13.123	13.121	0.002	97	160915	20.0	20.0	
115 1,2,3-Trichlorobenzene	180	13.312	13.322	-0.010	94	60682	20.0	19.4	
S 132 1,2-Dichloroethene, Total	96				0			42.2	
S 133 1,3-Dichloropropene, Total	75				0			41.5	
S 134 Xylenes, Total	106				0		40.0	41.1	
S 154 Total BTEX	1				0		100.0	103.6	
S 135 Trihalomethanes, Total	1				0		80.0	81.8	

Reagents:

vm150is_00155	Amount Added:	1.00	Units: uL
VMAROLISTDW_00320	Amount Added:	2.00	Units: uL
VMRPRIMW_00360	Amount Added:	2.00	Units: uL
VMRGAS_00315	Amount Added:	2.00	Units: uL
vm50ss_00379	Amount Added:	2.00	Units: uL

Report Date: 18-Nov-2019 09:56:32 Chrom Revision: 2.3 09-Oct-2019 11:13:36

Eurofins TestAmerica, Canton

Data File: \\chromna\Canton\ChromData\A3UX18\20191115-93220.b\181406.D

Injection Date:	15-Nov-2019 17:22:30	Instrument ID:	A3UX18	Operator ID:	002808
Lims ID:	IC			Worklist Smp#:	7
Client ID:					
Purge Vol:	5.000 mL	Dil. Factor:	1.0000	ALS Bottle#:	6
Method:	8260_18	Limit Group:	MSV 8260B ICAL		

Column: DB-624 (0.18 mm)

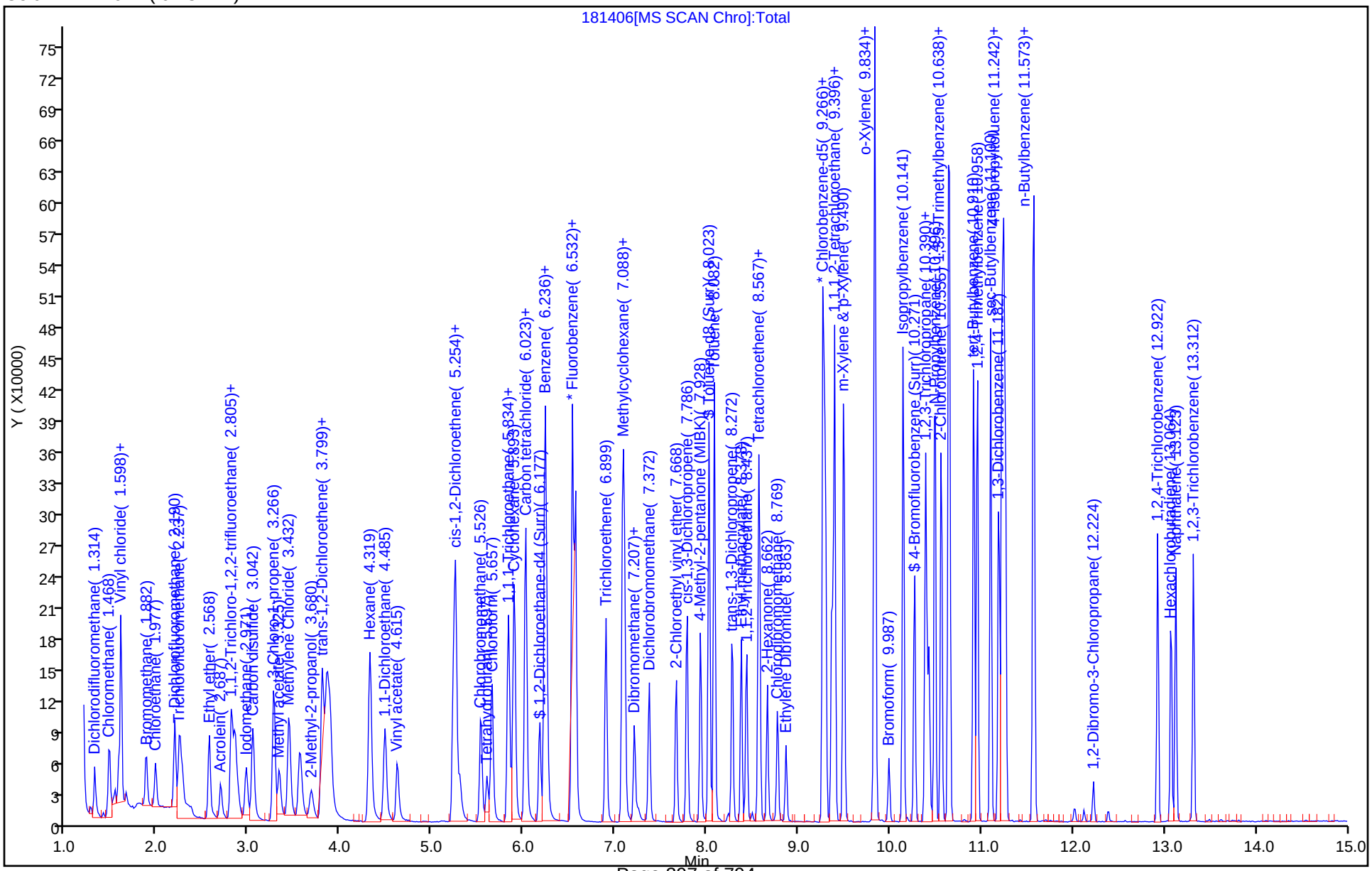

Eurofins TestAmerica, Canton
Target Compound Quantitation Report

Data File: \\chromna\Canton\ChromData\A3UX18\20191115-93220.b\181407.D
Lims ID: IC
Client ID:
Sample Type: IC Calib Level: 4
Inject. Date: 15-Nov-2019 17:47:30 ALS Bottle#: 7 Worklist Smp#: 8
Purge Vol: 5.000 mL Dil. Factor: 1.0000
Sample Info: ic
Misc. Info.: 240-0093220-008
Operator ID: 002808 Instrument ID: A3UX18
Sublist: chrom-8260_18*sub32

Method: \\chromna\Canton\ChromData\A3UX18\20191115-93220.b\8260_18.m
Limit Group: MSV 8260B ICAL
Last Update: 18-Nov-2019 09:56:40 Calib Date: 15-Nov-2019 19:02:30
Integrator: RTE ID Type: Deconvolution ID
Quant Method: Internal Standard Quant By: Initial Calibration
Last ICal File: \\chromna\Canton\ChromData\A3UX18\20191115-93220.b\181410.D

Column 1 : DB-624 (0.18 mm) Det: MS SCAN
Process Host: CTX0328

First Level Reviewer: macenczaks Date: 18-Nov-2019 09:03:58

Compound	Sig	RT (min.)	Exp RT (min.)	Dlt RT (min.)	Q	Response	Cal Amt ug/l	OnCol Amt ug/l	Flags
* 1 Fluorobenzene	96	6.529	6.530	-0.001	100	322268	30.0	30.0	
* 2 Chlorobenzene-d5	117	9.275	9.276	-0.001	97	244769	30.0	30.0	
* 3 1,4-Dichlorobenzene-d4	152	11.239	11.240	-0.001	96	107175	30.0	30.0	
$ 4 Dibromofluoromethane (Surr	113	5.831	5.832	-0.001	92	25272	10.0	10.0	
$ 5 1,2-Dichloroethane-d4 (Sur	65	6.174	6.175	-0.001	98	30176	10.0	9.86	
$ 6 Toluene-d8 (Surr)	98	8.020	8.021	-0.001	94	101223	10.0	10.1	
$ 7 4-Bromofluorobenzene (Surr	95	10.269	10.269	0.000	0	37722	10.0	9.99	
9 Dichlorodifluoromethane	85	1.311	1.312	-0.001	99	23066	10.0	9.24	
10 Chloromethane	50	1.477	1.478	-0.001	99	33685	10.0	9.34	
11 Vinyl chloride	62	1.583	1.584	-0.001	99	25668	10.0	9.82	
12 Butadiene	54	1.607	1.608	-0.001	96	33322	10.0	9.86	
13 Bromomethane	94	1.879	1.868	0.011	89	17927	10.0	9.79	
14 Chloroethane	64	1.986	1.975	0.011	98	16822	10.0	10.0	
15 Dichlorofluoromethane	67	2.187	2.188	-0.001	99	39592	10.0	9.67	
16 Trichlorofluoromethane	101	2.246	2.247	-0.001	99	34289	10.0	9.81	
17 Ethyl ether	59	2.565	2.566	-0.001	96	25658	10.0	10.0	
18 Acrolein	56	2.696	2.685	0.011	99	18054	50.0	45.5	
19 1,1-Dichloroethene	96	2.814	2.803	0.011	97	21556	10.0	10.0	
20 1,1,2-Trichloro-1,2,2-trif	151	2.849	2.850	-0.001	94	15414	10.0	9.77	
21 Acetone	43	2.885	2.886	-0.001	99	14468	20.0	18.4	
23 Iodomethane	142	2.968	2.969	-0.001	99	36188	10.0	9.84	
24 Carbon disulfide	76	3.051	3.040	0.011	100	74274	10.0	10.3	
26 3-Chloro-1-propene	76	3.275	3.276	-0.001	89	16027	10.0	9.58	
27 Methyl acetate	43	3.335	3.324	0.011	100	36052	20.0	19.2	
28 Methylene Chloride	84	3.441	3.442	-0.001	97	26862	10.0	9.79	
29 2-Methyl-2-propanol	59	3.678	3.679	-0.001	98	22956	100.0	95.4	
30 Acrylonitrile	53	3.796	3.797	-0.001	98	81206	100.0	96.6	
31 trans-1,2-Dichloroethene	96	3.855	3.844	0.011	94	26815	10.0	10.1	
32 Methyl tert-butyl ether	73	3.879	3.880	-0.001	99	63869	10.0	9.75	
33 Hexane	86	4.329	4.318	0.011	95	8010	10.0	9.98	

Compound	Sig	RT (min.)	Exp RT (min.)	Dlt RT (min.)	Q	Response	Cal Amt ug/l	OnCol Amt ug/l	Flags
34 1,1-Dichloroethane	63	4.482	4.483	-0.001	97	54894	10.0	10.3	
36 Vinyl acetate	86	4.624	4.625	-0.001	97	4029	10.0	8.88	
40 cis-1,2-Dichloroethene	96	5.263	5.252	0.011	88	31253	10.0	10.3	
39 2,2-Dichloropropane	97	5.252	5.252	0.000	93	6722	10.0	9.81	
41 2-Butanone (MEK)	43	5.311	5.300	0.011	99	20036	20.0	17.5	
44 Chlorobromomethane	128	5.536	5.536	0.000	93	13384	10.0	9.74	
46 Tetrahydrofuran	42	5.607	5.596	0.010	94	15038	20.0	18.9	
47 Chloroform	83	5.654	5.655	-0.001	98	48502	10.0	10.1	
48 1,1,1-Trichloroethane	97	5.831	5.832	-0.001	98	40618	10.0	10.2	
49 Cyclohexane	56	5.902	5.891	0.011	95	59470	10.0	10.4	
50 1,1-Dichloropropene	75	6.021	6.022	-0.001	94	38495	10.0	10.1	
51 Carbon tetrachloride	117	6.021	6.022	-0.001	96	34293	10.0	9.93	
52 Isobutyl alcohol	43	6.234	6.223	0.011	91	28055	250.0	229.5	
53 Benzene	78	6.234	6.234	0.000	98	114940	10.0	10.4	
54 1,2-Dichloroethane	62	6.257	6.258	-0.001	98	40579	10.0	9.92	
56 n-Heptane	100	6.565	6.566	-0.001	96	9919	10.0	10.2	
58 Trichloroethene	130	6.896	6.897	-0.001	97	28844	10.0	10.4	
60 Methylcyclohexane	83	7.086	7.086	0.000	95	52321	10.0	10.6	
61 1,2-Dichloropropane	63	7.097	7.098	-0.001	92	32043	10.0	10.4	
62 Dibromomethane	93	7.204	7.205	-0.001	95	14282	10.0	10.0	
65 1,4-Dioxane	88	7.251	7.252	-0.001	91	3284	200.0	170.6	
66 Dichlorobromomethane	83	7.370	7.370	0.000	98	34866	10.0	9.94	
68 2-Chloroethyl vinyl ether	63	7.665	7.666	-0.001	93	22496	20.0	17.6	
69 cis-1,3-Dichloropropene	75	7.784	7.785	-0.001	91	44932	10.0	10.0	
70 4-Methyl-2-pentanone (MIBK	43	7.926	7.927	-0.001	99	50298	20.0	19.5	
71 Toluene	91	8.080	8.080	0.000	98	123448	10.0	10.2	
72 trans-1,3-Dichloropropene	75	8.281	8.282	-0.001	98	37600	10.0	9.63	
73 Ethyl methacrylate	69	8.375	8.376	-0.001	94	33360	10.0	9.85	
74 1,1,2-Trichloroethane	97	8.435	8.435	0.000	94	21018	10.0	9.90	
75 Tetrachloroethene	164	8.565	8.566	-0.001	93	20066	10.0	10.3	
76 1,3-Dichloropropane	76	8.577	8.577	0.000	98	39578	10.0	10.2	
77 2-Hexanone	43	8.659	8.660	-0.001	98	33502	20.0	19.2	
78 Chlorodibromomethane	129	8.778	8.767	0.011	91	21764	10.0	9.39	
80 Ethylene Dibromide	107	8.861	8.861	0.000	97	19702	10.0	9.82	
81 Chlorobenzene	112	9.298	9.299	-0.001	97	77874	10.0	10.1	
82 1,1,1,2-Tetrachloroethane	131	9.369	9.370	-0.001	95	24888	10.0	9.76	
83 Ethylbenzene	106	9.393	9.394	-0.001	99	41144	10.0	10.1	
84 m-Xylene & p-Xylene	106	9.499	9.500	-0.001	99	51771	10.0	10.3	
85 o-Xylene	106	9.831	9.832	-0.001	94	51037	10.0	10.5	
86 Styrene	104	9.843	9.843	0.000	94	83716	10.0	9.97	
87 Bromoform	173	9.985	9.985	0.000	92	10200	10.0	8.61	
88 Isopropylbenzene	105	10.150	10.139	0.011	96	125539	10.0	10.4	
90 1,1,2,2-Tetrachloroethane	83	10.387	10.388	-0.001	97	22878	10.0	9.94	
91 Bromobenzene	156	10.399	10.400	-0.001	98	28615	10.0	10.2	
92 1,2,3-Trichloropropane	110	10.422	10.423	-0.001	86	7285	10.0	10.3	
93 trans-1,4-Dichloro-2-buten	53	10.434	10.435	-0.001	75	7492	10.0	8.67	
94 N-Propylbenzene	120	10.493	10.494	-0.001	99	36215	10.0	10.4	
95 2-Chlorotoluene	126	10.564	10.565	-0.001	97	29679	10.0	10.2	
96 1,3,5-Trimethylbenzene	105	10.635	10.636	-0.001	95	103999	10.0	10.4	
97 4-Chlorotoluene	126	10.647	10.648	-0.001	99	31076	10.0	10.3	
98 tert-Butylbenzene	119	10.919	10.920	-0.001	94	95165	10.0	10.3	
100 1,2,4-Trimethylbenzene	105	10.955	10.956	-0.001	95	104794	10.0	10.2	

Compound	Sig	RT (min.)	Exp RT (min.)	Dlt RT (min.)	Q	Response	Cal Amt ug/l	OnCol Amt ug/l	Flags
101 sec-Butylbenzene	105	11.097	11.098	-0.001	95	130492	10.0	10.5	
102 1,3-Dichlorobenzene	146	11.192	11.192	0.000	97	54208	10.0	10.1	
103 4-Isopropyltoluene	119	11.227	11.228	-0.001	97	113202	10.0	10.3	
104 1,4-Dichlorobenzene	146	11.263	11.263	0.000	95	53065	10.0	9.70	
108 1,2-Dichlorobenzene	146	11.570	11.571	-0.001	94	50875	10.0	10.1	
107 n-Butylbenzene	91	11.570	11.571	-0.001	98	100180	10.0	10.4	
109 1,2-Dibromo-3-Chloropropan	157	12.221	12.222	-0.001	79	3656	10.0	9.27	
112 1,2,4-Trichlorobenzene	180	12.931	12.920	0.011	94	32242	10.0	9.58	
113 Hexachlorobutadiene	225	13.073	13.074	-0.001	97	14799	10.0	9.72	
114 Naphthalene	128	13.120	13.121	-0.001	97	74274	10.0	9.42	
115 1,2,3-Trichlorobenzene	180	13.321	13.322	-0.001	95	28916	10.0	9.39	
S 132 1,2-Dichloroethene, Total	96				0			20.4	
S 133 1,3-Dichloropropene, Total	75				0			19.7	
S 134 Xylenes, Total	106				0		20.0	20.8	
S 154 Total BTEX	1				0		50.0	51.5	
S 135 Trihalomethanes, Total	1				0		40.0	38.1	

Reagents:

vm150is_00155	Amount Added:	1.00	Units: uL
vm50ss_00379	Amount Added:	1.00	Units: uL
VMRGAS_00315	Amount Added:	1.00	Units: uL
VMRPRIMW_00360	Amount Added:	1.00	Units: uL
VMAROLISTDW_00320	Amount Added:	1.00	Units: uL

Report Date: 18-Nov-2019 09:56:42 Chrom Revision: 2.3 09-Oct-2019 11:13:36

Eurofins TestAmerica, Canton

Data File: \\chromna\Canton\ChromData\A3UX18\20191115-93220.b\181407.D

Injection Date:	15-Nov-2019 17:47:30	Instrument ID:	A3UX18	Operator ID:	002808
Lims ID:	IC			Worklist Smp#:	8
Client ID:					
Purge Vol:	5.000 mL	Dil. Factor:	1.0000	ALS Bottle#:	7
Method:	8260_18	Limit Group:	MSV 8260B ICAL		

Column: DB-624 (0.18 mm)

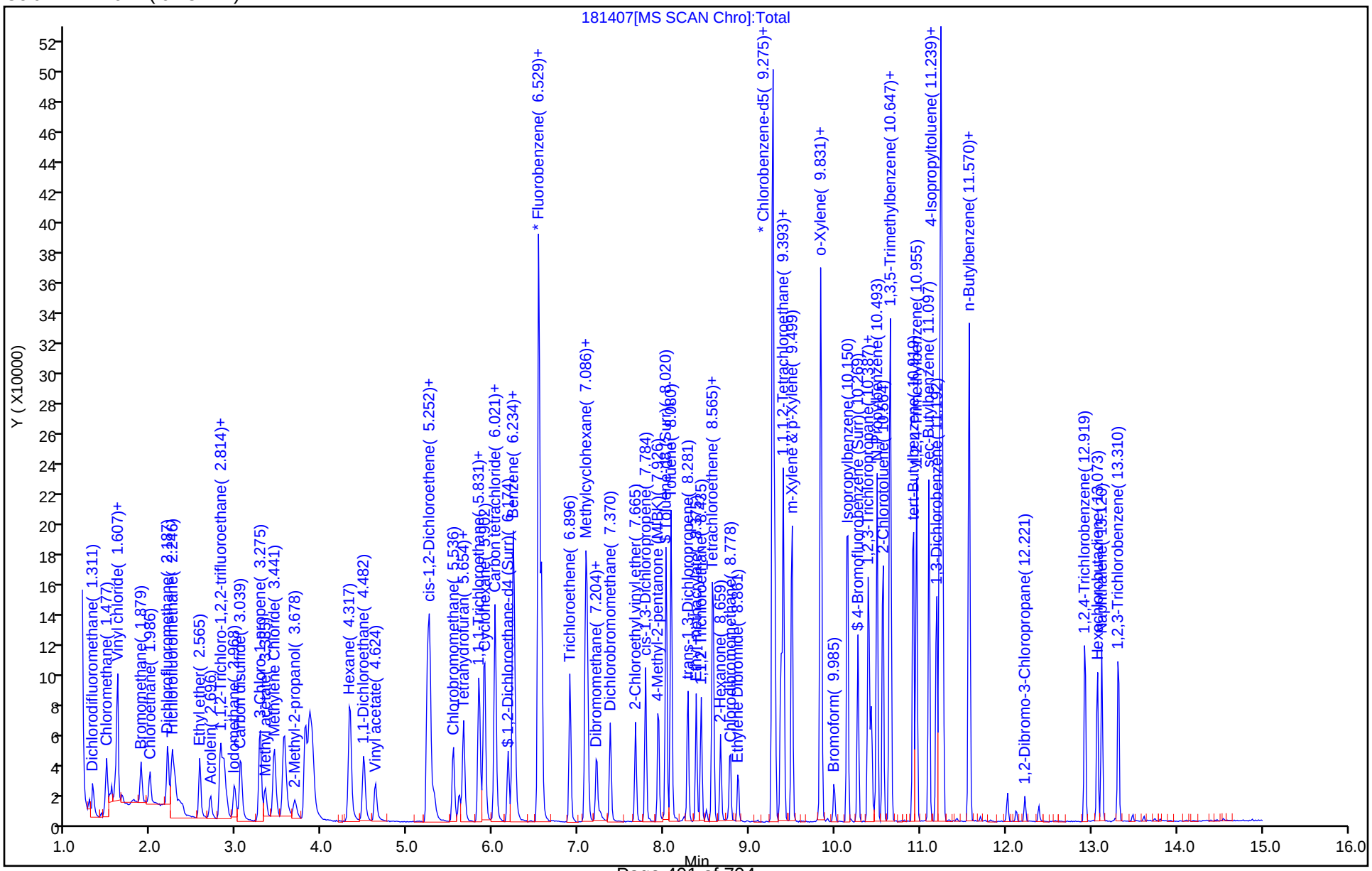

Eurofins TestAmerica, Canton
Target Compound Quantitation Report

Data File: \\chromna\Canton\ChromData\A3UX18\20191115-93220.b\181408.D
Lims ID: IC
Client ID:
Sample Type: IC Calib Level: 3
Inject. Date: 15-Nov-2019 18:13:30 ALS Bottle#: 8 Worklist Smp#: 9
Purge Vol: 5.000 mL Dil. Factor: 1.0000
Sample Info: ic
Misc. Info.: 240-0093220-009
Operator ID: 002808 Instrument ID: A3UX18
Sublist: chrom-8260_18*sub32

Method: \\chromna\Canton\ChromData\A3UX18\20191115-93220.b\8260_18.m
Limit Group: MSV 8260B ICAL
Last Update: 18-Nov-2019 09:56:51 Calib Date: 15-Nov-2019 19:02:30
Integrator: RTE ID Type: Deconvolution ID
Quant Method: Internal Standard Quant By: Initial Calibration
Last ICal File: \\chromna\Canton\ChromData\A3UX18\20191115-93220.b\181410.D

Column 1 : DB-624 (0.18 mm) Det: MS SCAN
Process Host: CTX0328

First Level Reviewer: macenczaks Date: 18-Nov-2019 09:04:43

Compound	Sig	RT (min.)	Exp RT (min.)	Dlt RT (min.)	Q	Response	Cal Amt ug/l	OnCol Amt ug/l	Flags
* 1 Fluorobenzene	96	6.530	6.530	0.000	99	325807	30.0	30.0	
* 2 Chlorobenzene-d5	117	9.276	9.276	0.000	97	242437	30.0	30.0	
* 3 1,4-Dichlorobenzene-d4	152	11.240	11.240	0.000	97	108304	30.0	30.0	
$ 4 Dibromofluoromethane (Surr	113	5.832	5.832	0.000	93	11215	5.00	4.41	
$ 5 1,2-Dichloroethane-d4 (Sur	65	6.175	6.175	0.000	99	14535	5.00	4.70	
$ 6 Toluene-d8 (Surr)	98	8.021	8.021	0.000	94	45169	5.00	4.57	
$ 7 4-Bromofluorobenzene (Surr	95	10.269	10.269	0.000	0	16794	5.00	4.40	
9 Dichlorodifluoromethane	85	1.312	1.312	0.000	99	11946	5.00	4.73	
10 Chloromethane	50	1.478	1.478	0.000	100	18465	5.00	5.07	
11 Vinyl chloride	62	1.584	1.584	0.000	98	12146	5.00	4.60	
12 Butadiene	54	1.608	1.608	0.000	96	16209	5.00	4.74	
13 Bromomethane	94	1.880	1.868	0.012	91	8110	5.00	4.38	
14 Chloroethane	64	1.987	1.975	0.012	98	8093	5.00	4.76	
15 Dichlorofluoromethane	67	2.188	2.188	0.000	98	20417	5.00	4.93	
16 Trichlorofluoromethane	101	2.247	2.247	0.000	100	16160	5.00	4.57	
17 Ethyl ether	59	2.566	2.566	0.000	95	13138	5.00	5.08	
18 Acrolein	56	2.696	2.685	0.011	98	10564	25.0	26.4	
19 1,1-Dichloroethene	96	2.815	2.803	0.012	97	10163	5.00	4.68	
20 1,1,2-Trichloro-1,2,2-trif	151	2.850	2.850	0.000	93	6996	5.00	4.39	
21 Acetone	43	2.886	2.886	0.000	100	10027	10.0	11.2	
23 Iodomethane	142	2.980	2.969	0.011	98	17534	5.00	4.72	
24 Carbon disulfide	76	3.051	3.040	0.011	99	34438	5.00	4.70	
26 3-Chloro-1-propene	76	3.276	3.276	0.000	88	7311	5.00	4.32	
27 Methyl acetate	43	3.335	3.324	0.011	99	18988	10.0	10.0	
28 Methylene Chloride	84	3.442	3.442	0.000	97	13170	5.00	4.75	
29 2-Methyl-2-propanol	59	3.679	3.679	0.000	98	12613	50.0	51.8	
30 Acrylonitrile	53	3.809	3.797	0.012	98	42535	50.0	50.1	
31 trans-1,2-Dichloroethene	96	3.856	3.844	0.012	95	12844	5.00	4.80	
32 Methyl tert-butyl ether	73	3.892	3.880	0.012	99	31702	5.00	4.79	
33 Hexane	86	4.329	4.318	0.011	95	3532	5.00	4.36	

Compound	Sig	RT (min.)	Exp RT (min.)	Dlt RT (min.)	Q	Response	Cal Amt ug/l	OnCol Amt ug/l	Flags
34 1,1-Dichloroethane	63	4.483	4.483	0.000	97	26500	5.00	4.92	
36 Vinyl acetate	86	4.625	4.625	0.000	97	2250	5.00	4.90	
40 cis-1,2-Dichloroethene	96	5.264	5.252	0.012	88	14878	5.00	4.83	
39 2,2-Dichloropropane	97	5.252	5.252	0.000	91	3114	5.00	4.49	
41 2-Butanone (MEK)	43	5.312	5.300	0.012	99	10985	10.0	9.50	
44 Chlorobromomethane	128	5.536	5.536	0.000	93	6683	5.00	4.81	
46 Tetrahydrofuran	42	5.607	5.596	0.011	90	9278	10.0	11.5	
47 Chloroform	83	5.655	5.655	0.000	97	24368	5.00	5.03	
48 1,1,1-Trichloroethane	97	5.844	5.832	0.012	98	18873	5.00	4.70	
49 Cyclohexane	56	5.903	5.891	0.012	94	28422	5.00	4.90	
51 Carbon tetrachloride	117	6.022	6.022	0.000	96	15852	5.00	4.54	
50 1,1-Dichloropropene	75	6.022	6.022	0.000	92	18144	5.00	4.71	
52 Isobutyl alcohol	43	6.235	6.223	0.011	48	15566	125.0	126.0	
53 Benzene	78	6.235	6.234	0.000	98	54225	5.00	4.87	
54 1,2-Dichloroethane	62	6.258	6.258	0.000	97	20256	5.00	4.90	
56 n-Heptane	100	6.566	6.566	0.000	97	4184	5.00	4.27	
58 Trichloroethene	130	6.897	6.897	0.000	96	13332	5.00	4.76	
60 Methylcyclohexane	83	7.086	7.086	0.000	96	23309	5.00	4.67	
61 1,2-Dichloropropane	63	7.098	7.098	0.000	94	15076	5.00	4.82	
62 Dibromomethane	93	7.205	7.205	0.000	94	7114	5.00	4.94	
65 1,4-Dioxane	88	7.252	7.252	0.000	89	1620	100.0	83.2	
66 Dichlorobromomethane	83	7.370	7.370	0.000	98	16248	5.00	4.58	
68 2-Chloroethyl vinyl ether	63	7.666	7.666	0.000	94	11554	10.0	8.94	
69 cis-1,3-Dichloropropene	75	7.785	7.785	0.000	91	21367	5.00	4.73	
70 4-Methyl-2-pentanone (MIBK	43	7.927	7.927	0.000	99	27155	10.0	10.6	
71 Toluene	91	8.080	8.080	0.000	97	57599	5.00	4.81	
72 trans-1,3-Dichloropropene	75	8.282	8.282	0.000	99	17838	5.00	4.61	
73 Ethyl methacrylate	69	8.376	8.376	0.000	93	16821	5.00	5.01	
74 1,1,2-Trichloroethane	97	8.435	8.435	0.000	92	11124	5.00	5.29	
75 Tetrachloroethene	164	8.566	8.566	0.000	92	9196	5.00	4.79	
76 1,3-Dichloropropane	76	8.577	8.577	0.000	96	19808	5.00	5.16	
77 2-Hexanone	43	8.660	8.660	0.000	98	17331	10.0	10.0	
78 Chlorodibromomethane	129	8.767	8.767	0.000	90	10752	5.00	4.69	
80 Ethylene Dibromide	107	8.861	8.861	0.000	99	9833	5.00	4.95	
81 Chlorobenzene	112	9.299	9.299	0.000	95	36611	5.00	4.78	
82 1,1,1,2-Tetrachloroethane	131	9.370	9.370	0.000	94	11799	5.00	4.67	
83 Ethylbenzene	106	9.394	9.394	0.000	99	19291	5.00	4.76	
84 m-Xylene & p-Xylene	106	9.500	9.500	0.000	99	23289	5.00	4.68	
85 o-Xylene	106	9.832	9.832	0.000	96	23341	5.00	4.83	
86 Styrene	104	9.844	9.843	0.001	94	40004	5.00	4.81	
87 Bromoform	173	9.986	9.985	0.001	92	4863	5.00	4.15	
88 Isopropylbenzene	105	10.151	10.139	0.012	96	55761	5.00	4.68	
90 1,1,2,2-Tetrachloroethane	83	10.388	10.388	0.000	96	11795	5.00	5.07	
91 Bromobenzene	156	10.400	10.400	0.000	97	12865	5.00	4.55	
92 1,2,3-Trichloropropane	110	10.423	10.423	0.000	88	3618	5.00	5.05	
93 trans-1,4-Dichloro-2-buten	53	10.435	10.435	0.000	74	3823	5.00	4.38	
94 N-Propylbenzene	120	10.494	10.494	0.000	99	15380	5.00	4.39	
95 2-Chlorotoluene	126	10.565	10.565	0.000	96	13501	5.00	4.60	
96 1,3,5-Trimethylbenzene	105	10.636	10.636	0.000	95	46544	5.00	4.61	
97 4-Chlorotoluene	126	10.648	10.648	0.000	98	14042	5.00	4.59	
98 tert-Butylbenzene	119	10.920	10.920	0.000	95	42709	5.00	4.57	
100 1,2,4-Trimethylbenzene	105	10.956	10.956	0.000	95	47483	5.00	4.56	

Compound	Sig	RT (min.)	Exp RT (min.)	Dlt RT (min.)	Q	Response	Cal Amt ug/l	OnCol Amt ug/l	Flags
101 sec-Butylbenzene	105	11.098	11.098	0.000	95	56676	5.00	4.49	
102 1,3-Dichlorobenzene	146	11.192	11.192	0.000	96	24555	5.00	4.52	
103 4-Isopropyltoluene	119	11.228	11.228	0.000	97	49156	5.00	4.41	
104 1,4-Dichlorobenzene	146	11.263	11.263	0.000	92	25865	5.00	4.68	
108 1,2-Dichlorobenzene	146	11.571	11.571	0.000	95	24347	5.00	4.77	
107 n-Butylbenzene	91	11.571	11.571	0.000	98	42755	5.00	4.37	
109 1,2-Dibromo-3-Chloropropan	157	12.222	12.222	0.000	81	1721	5.00	4.32	
112 1,2,4-Trichlorobenzene	180	12.932	12.920	0.012	94	15058	5.00	4.43	
113 Hexachlorobutadiene	225	13.074	13.074	0.000	96	6578	5.00	4.27	
114 Naphthalene	128	13.121	13.121	0.000	97	38875	5.00	4.88	
115 1,2,3-Trichlorobenzene	180	13.322	13.322	0.000	94	14501	5.00	4.66	
S 132 1,2-Dichloroethene, Total	96				0			9.63	
S 133 1,3-Dichloropropene, Total	75				0			9.34	
S 134 Xylenes, Total	106				0		10.0	9.52	
S 154 Total BTEX	1				0		25.0	24.0	
S 135 Trihalomethanes, Total	1				0		20.0	18.4	

Reagents:

vm150is_00155	Amount Added:	1.00	Units: uL
VMAROLISTDW_00320	Amount Added:	0.50	Units: uL
vm50ss_00379	Amount Added:	0.50	Units: uL
VMRGAS_00315	Amount Added:	0.50	Units: uL
VMRPRIMW_00360	Amount Added:	0.50	Units: uL

Report Date: 18-Nov-2019 09:56:53 Chrom Revision: 2.3 09-Oct-2019 11:13:36

Eurofins TestAmerica, Canton

Data File: \\chromna\Canton\ChromData\A3UX18\20191115-93220.b\181408.D

Injection Date:	15-Nov-2019 18:13:30	Instrument ID:	A3UX18	Operator ID:	002808
Lims ID:	IC			Worklist Smp#:	9
Client ID:					
Purge Vol:	5.000 mL	Dil. Factor:	1.0000	ALS Bottle#:	8
Method:	8260_18	Limit Group:	MSV 8260B ICAL		

Column: DB-624 (0.18 mm)

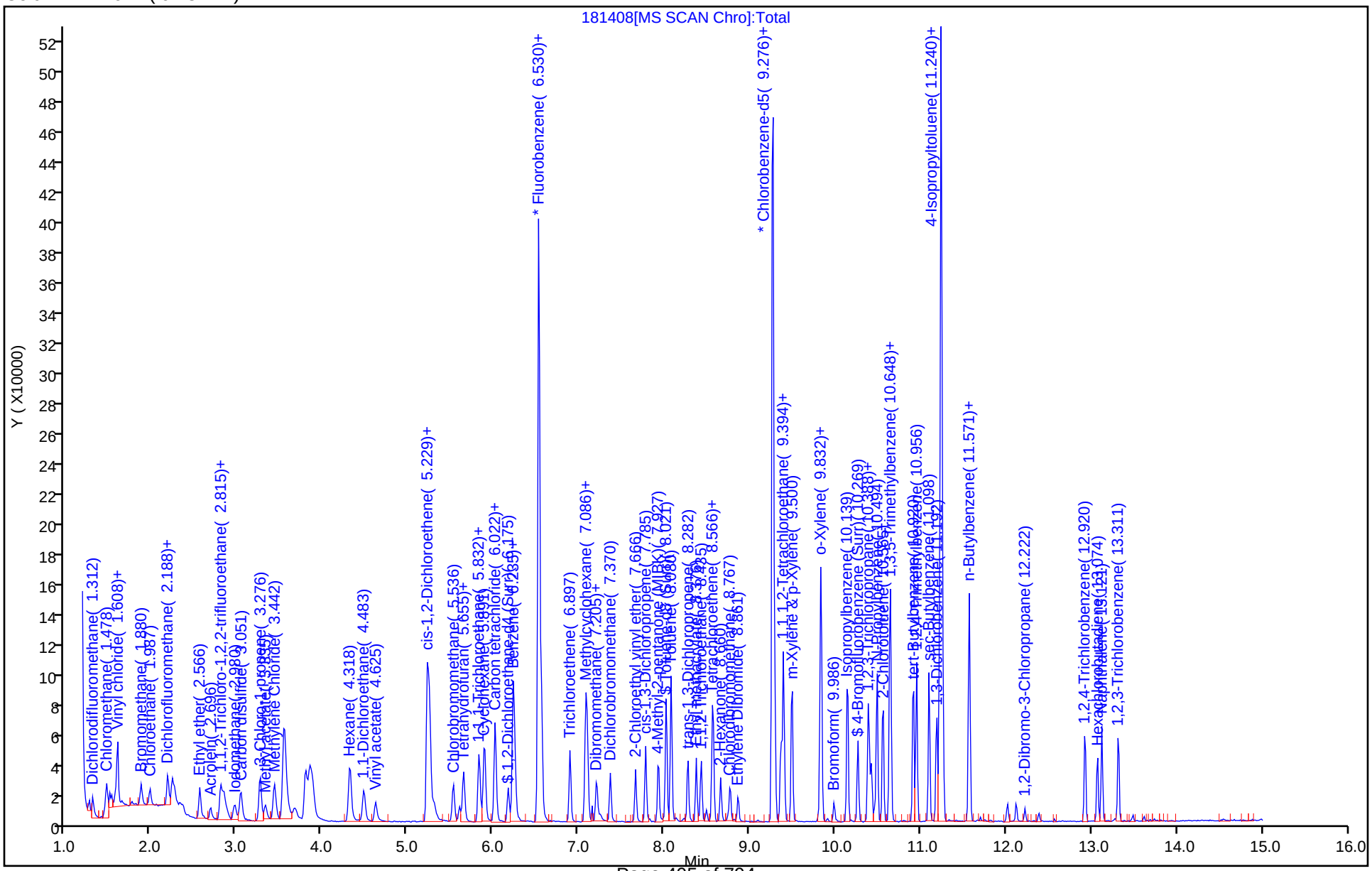

Eurofins TestAmerica, Canton
Target Compound Quantitation Report

Data File: \\chromna\Canton\ChromData\A3UX18\20191115-93220.b\181409.D
Lims ID: IC
Client ID:
Sample Type: IC Calib Level: 2
Inject. Date: 15-Nov-2019 18:37:30 ALS Bottle#: 9 Worklist Smp#: 10
Purge Vol: 5.000 mL Dil. Factor: 1.0000
Sample Info: ic
Misc. Info.: 240-0093220-010
Operator ID: 002808 Instrument ID: A3UX18
Sublist: chrom-8260_18*sub32

Method: \\chromna\Canton\ChromData\A3UX18\20191115-93220.b\8260_18.m
Limit Group: MSV 8260B ICAL
Last Update: 18-Nov-2019 09:56:59 Calib Date: 15-Nov-2019 19:02:30
Integrator: RTE ID Type: Deconvolution ID
Quant Method: Internal Standard Quant By: Initial Calibration
Last ICal File: \\chromna\Canton\ChromData\A3UX18\20191115-93220.b\181410.D

Column 1 : DB-624 (0.18 mm) Det: MS SCAN
Process Host: CTX0328

First Level Reviewer: macenczaks Date: 18-Nov-2019 09:05:25

Compound	Sig	RT (min.)	Exp RT (min.)	Dlt RT (min.)	Q	Response	Cal Amt ug/l	OnCol Amt ug/l	Flags
* 1 Fluorobenzene	96	6.531	6.530	0.001	99	314682	30.0	30.0	
* 2 Chlorobenzene-d5	117	9.276	9.276	0.000	97	237307	30.0	30.0	
* 3 1,4-Dichlorobenzene-d4	152	11.240	11.240	0.000	97	103608	30.0	30.0	
$ 4 Dibromofluoromethane (Surr	113	5.832	5.832	0.000	93	5012	2.00	2.04	
$ 5 1,2-Dichloroethane-d4 (Sur	65	6.176	6.175	0.001	96	6464	2.00	2.16	
$ 6 Toluene-d8 (Surr)	98	8.021	8.021	0.000	94	20410	2.00	2.11	
$ 7 4-Bromofluorobenzene (Surr	95	10.270	10.269	0.001	0	7917	2.00	2.17	
9 Dichlorodifluoromethane	85	1.312	1.312	0.000	98	3286	2.00	1.35	
10 Chloromethane	50	1.478	1.478	0.000	99	6663	2.00	1.89	
11 Vinyl chloride	62	1.584	1.584	0.000	97	4795	2.00	1.88	
12 Butadiene	54	1.608	1.608	0.000	94	5604	2.00	1.70	
13 Bromomethane	94	1.880	1.868	0.012	88	3885	2.00	2.17	
14 Chloroethane	64	1.987	1.975	0.012	97	3150	2.00	1.92	
15 Dichlorofluoromethane	67	2.188	2.188	0.000	97	9498	2.00	2.38	
16 Trichlorofluoromethane	101	2.247	2.247	0.000	98	5425	2.00	1.59	
17 Ethyl ether	59	2.567	2.566	0.001	96	4705	2.00	1.89	
18 Acrolein	56	2.697	2.685	0.012	95	4211	10.0	10.9	
19 1,1-Dichloroethene	96	2.815	2.803	0.012	95	3546	2.00	1.69	
20 1,1,2-Trichloro-1,2,2-trif	151	2.851	2.850	0.001	93	2317	2.00	1.50	
21 Acetone	43	2.898	2.886	0.012	98	4954	4.00	3.50	
23 Iodomethane	142	2.969	2.969	0.000	99	6599	2.00	1.84	
24 Carbon disulfide	76	3.052	3.040	0.012	100	12966	2.00	1.83	
26 3-Chloro-1-propene	76	3.277	3.276	0.001	88	2332	2.00	1.43	
27 Methyl acetate	43	3.336	3.324	0.012	99	6947	4.00	3.79	
28 Methylene Chloride	84	3.442	3.442	0.000	98	5714	2.00	2.13	
29 2-Methyl-2-propanol	59	3.679	3.679	0.000	97	4110	20.0	17.5	
30 Acrylonitrile	53	3.809	3.797	0.012	97	15672	20.0	19.1	
31 trans-1,2-Dichloroethene	96	3.856	3.844	0.012	95	5190	2.00	2.01	
32 Methyl tert-butyl ether	73	3.880	3.880	0.000	98	12430	2.00	1.94	
33 Hexane	86	4.330	4.318	0.012	94	1282	2.00	1.64	

Compound	Sig	RT (min.)	Exp RT (min.)	Dlt RT (min.)	Q	Response	Cal Amt ug/l	OnCol Amt ug/l	Flags
34 1,1-Dichloroethane	63	4.483	4.483	0.000	96	10254	2.00	1.97	
36 Vinyl acetate	86	4.625	4.625	0.000	96	740	2.00	1.67	
40 cis-1,2-Dichloroethene	96	5.264	5.252	0.012	86	5782	2.00	1.94	
39 2,2-Dichloropropane	97	5.253	5.252	0.001	60	1071	2.00	1.60	
41 2-Butanone (MEK)	43	5.312	5.300	0.012	96	4386	4.00	3.93	
44 Chlorobromomethane	128	5.537	5.536	0.001	94	2658	2.00	1.98	
46 Tetrahydrofuran	42	5.608	5.596	0.012	86	2675	4.00	3.44	
47 Chloroform	83	5.655	5.655	0.000	99	9588	2.00	2.05	
48 1,1,1-Trichloroethane	97	5.832	5.832	0.000	98	6893	2.00	1.78	
49 Cyclohexane	56	5.892	5.891	0.001	93	10008	2.00	1.79	
50 1,1-Dichloropropene	75	6.022	6.022	0.000	96	6907	2.00	1.86	
51 Carbon tetrachloride	117	6.022	6.022	0.000	94	5510	2.00	1.63	
52 Isobutyl alcohol	43	6.235	6.223	0.012	46	6017	50.0	50.4	
53 Benzene	78	6.235	6.234	0.001	97	21316	2.00	1.98	
54 1,2-Dichloroethane	62	6.258	6.258	0.000	97	7723	2.00	1.93	
56 n-Heptane	100	6.566	6.566	0.000	93	1509	2.00	1.59	
58 Trichloroethene	130	6.897	6.897	0.000	95	5223	2.00	1.93	
60 Methylcyclohexane	83	7.087	7.086	0.001	94	8580	2.00	1.78	
61 1,2-Dichloropropane	63	7.099	7.098	0.000	92	5952	2.00	1.97	
62 Dibromomethane	93	7.205	7.205	0.000	80	2709	2.00	1.95	
65 1,4-Dioxane	88	7.264	7.252	0.012	56	370	40.0	19.7	
66 Dichlorobromomethane	83	7.371	7.370	0.001	97	6653	2.00	1.94	
68 2-Chloroethyl vinyl ether	63	7.666	7.666	0.000	89	4226	4.00	3.39	
69 cis-1,3-Dichloropropene	75	7.785	7.785	0.000	91	8264	2.00	1.89	
70 4-Methyl-2-pentanone (MIBK	43	7.927	7.927	0.000	98	9226	4.00	3.68	
71 Toluene	91	8.081	8.080	0.001	97	23908	2.00	2.04	
72 trans-1,3-Dichloropropene	75	8.282	8.282	0.000	98	6920	2.00	1.83	
73 Ethyl methacrylate	69	8.376	8.376	0.000	94	6589	2.00	2.01	
74 1,1,2-Trichloroethane	97	8.436	8.435	0.001	90	4191	2.00	2.04	
75 Tetrachloroethene	164	8.566	8.566	0.000	90	3651	2.00	1.94	
76 1,3-Dichloropropane	76	8.578	8.577	0.001	98	7451	2.00	1.98	
77 2-Hexanone	43	8.660	8.660	0.000	97	6282	4.00	3.70	
78 Chlorodibromomethane	129	8.779	8.767	0.012	91	3790	2.00	1.69	
80 Ethylene Dibromide	107	8.862	8.861	0.001	98	3763	2.00	1.94	
81 Chlorobenzene	112	9.299	9.299	0.000	93	15057	2.00	2.01	
82 1,1,1,2-Tetrachloroethane	131	9.370	9.370	0.000	94	4493	2.00	1.82	
83 Ethylbenzene	106	9.394	9.394	0.000	98	8107	2.00	2.04	
84 m-Xylene & p-Xylene	106	9.501	9.500	0.001	98	9611	2.00	1.98	
85 o-Xylene	106	9.832	9.832	0.000	98	9483	2.00	2.01	
86 Styrene	104	9.844	9.843	0.001	96	17154	2.00	2.11	
87 Bromoform	173	9.986	9.985	0.001	90	1586	2.00	1.38	
88 Isopropylbenzene	105	10.140	10.139	0.001	97	23252	2.00	1.99	
90 1,1,2,2-Tetrachloroethane	83	10.388	10.388	0.000	95	4307	2.00	1.94	
91 Bromobenzene	156	10.400	10.400	0.000	98	5424	2.00	2.00	
92 1,2,3-Trichloropropane	110	10.424	10.423	0.001	87	1357	2.00	1.98	
93 trans-1,4-Dichloro-2-buten	53	10.435	10.435	0.000	67	1387	2.00	1.66	
94 N-Propylbenzene	120	10.495	10.494	0.001	99	6673	2.00	1.99	
95 2-Chlorotoluene	126	10.566	10.565	0.001	96	5699	2.00	2.03	
96 1,3,5-Trimethylbenzene	105	10.637	10.636	0.001	95	19558	2.00	2.02	
97 4-Chlorotoluene	126	10.648	10.648	0.000	98	6000	2.00	2.05	
98 tert-Butylbenzene	119	10.921	10.920	0.000	94	17975	2.00	2.01	
100 1,2,4-Trimethylbenzene	105	10.956	10.956	0.000	95	20775	2.00	2.09	

Compound	Sig	RT (min.)	Exp RT (min.)	Dlt RT (min.)	Q	Response	Cal Amt ug/l	OnCol Amt ug/l	Flags
101 sec-Butylbenzene	105	11.098	11.098	0.000	95	24109	2.00	2.00	
102 1,3-Dichlorobenzene	146	11.193	11.192	0.001	95	10711	2.00	2.06	
103 4-Isopropyltoluene	119	11.216	11.228	-0.012	97	21463	2.00	2.01	
104 1,4-Dichlorobenzene	146	11.264	11.263	0.001	94	10912	2.00	2.06	
108 1,2-Dichlorobenzene	146	11.571	11.571	0.000	95	10233	2.00	2.10	
107 n-Butylbenzene	91	11.559	11.571	-0.012	99	19149	2.00	2.05	
109 1,2-Dibromo-3-Chloropropan	157	12.222	12.222	0.000	72	648	2.00	1.70	
112 1,2,4-Trichlorobenzene	180	12.920	12.920	0.000	93	6791	2.00	2.09	
113 Hexachlorobutadiene	225	13.074	13.074	0.000	96	3080	2.00	2.09	
114 Naphthalene	128	13.121	13.121	0.000	97	15931	2.00	2.09	
115 1,2,3-Trichlorobenzene	180	13.311	13.322	-0.011	93	6291	2.00	2.11	
S 132 1,2-Dichloroethene, Total	96				0			3.95	
S 133 1,3-Dichloropropene, Total	75				0			3.72	
S 134 Xylenes, Total	106				0		4.00	3.98	
S 154 Total BTEX	1				0		10.0	10.0	
S 135 Trihalomethanes, Total	1				0		8.00	7.06	

Reagents:

vm150is_00155	Amount Added:	1.00	Units: uL
VMRPRIMW_00360	Amount Added:	0.20	Units: uL
VMRGAS_00315	Amount Added:	0.20	Units: uL
VMAROLISTDW_00320	Amount Added:	0.20	Units: uL
vm50ss_00379	Amount Added:	0.20	Units: uL

Report Date: 18-Nov-2019 09:57:02 Chrom Revision: 2.3 09-Oct-2019 11:13:36

Eurofins TestAmerica, Canton

Data File: \\chromna\Canton\ChromData\A3UX18\20191115-93220.b\181409.D

Injection Date:	15-Nov-2019 18:37:30	Instrument ID:	A3UX18	Operator ID:	002808
Lims ID:	IC			Worklist Smp#:	10
Client ID:					
Purge Vol:	5.000 mL	Dil. Factor:	1.0000	ALS Bottle#:	9
Method:	8260_18	Limit Group:	MSV 8260B ICAL		

Column: DB-624 (0.18 mm)

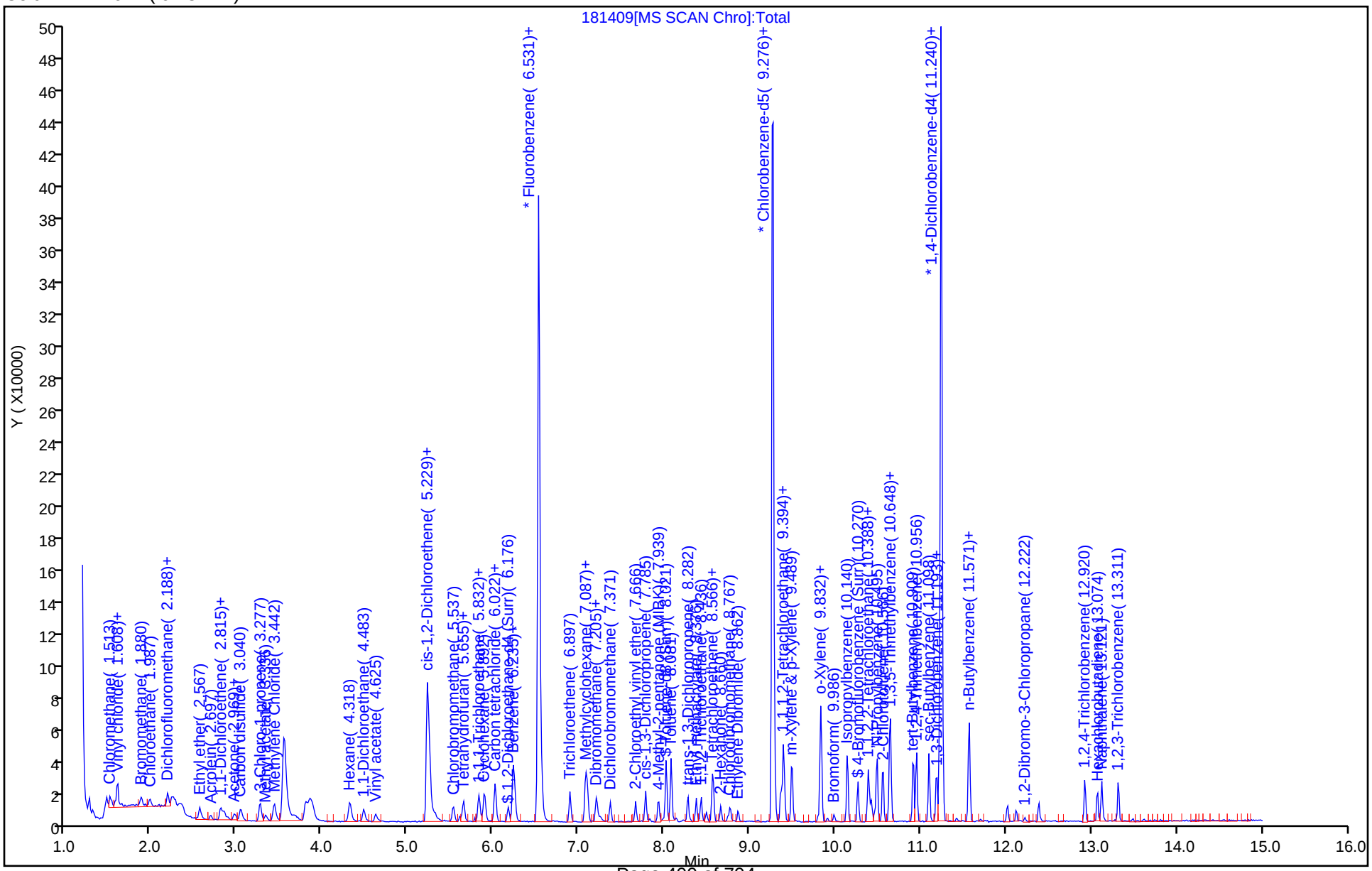

Eurofins TestAmerica, Canton
Target Compound Quantitation Report

Data File: \\chromna\Canton\ChromData\A3UX18\20191115-93220.b\181410.D
Lims ID: IC
Client ID:
Sample Type: IC Calib Level: 1
Inject. Date: 15-Nov-2019 19:02:30 ALS Bottle#: 10 Worklist Smp#: 11
Purge Vol: 5.000 mL Dil. Factor: 1.0000
Sample Info: ic
Misc. Info.: 240-0093220-011
Operator ID: 002808 Instrument ID: A3UX18
Sublist: chrom-8260_18*sub32

Method: \\chromna\Canton\ChromData\A3UX18\20191115-93220.b\8260_18.m
Limit Group: MSV 8260B ICAL
Last Update: 18-Nov-2019 09:57:08 Calib Date: 15-Nov-2019 19:02:30
Integrator: RTE ID Type: Deconvolution ID
Quant Method: Internal Standard Quant By: Initial Calibration
Last ICal File: \\chromna\Canton\ChromData\A3UX18\20191115-93220.b\181410.D

Column 1 : DB-624 (0.18 mm) Det: MS SCAN
Process Host: CTX0328

First Level Reviewer: macenczaks Date: 18-Nov-2019 09:07:37

Compound	Sig	RT (min.)	Exp RT (min.)	Dlt RT (min.)	Q	Response	Cal Amt ug/l	OnCol Amt ug/l	Flags
* 1 Fluorobenzene	96	6.532	6.530	0.002	100	286218	30.0	30.0	
* 2 Chlorobenzene-d5	117	9.265	9.276	-0.011	95	224032	30.0	30.0	
* 3 1,4-Dichlorobenzene-d4	152	11.242	11.240	0.002	98	104218	30.0	30.0	
$ 4 Dibromofluoromethane (Surr	113	5.834	5.832	0.002	86	2066	1.00	0.9247	
$ 5 1,2-Dichloroethane-d4 (Sur	65	6.177	6.175	0.002	95	2254	1.00	0.8294	a
$ 6 Toluene-d8 (Surr)	98	8.023	8.021	0.002	94	8220	1.00	0.9004	
$ 7 4-Bromofluorobenzene (Surr	95	10.271	10.269	0.002	0	3454	1.00	0.9407	
9 Dichlorodifluoromethane	85	1.314	1.312	0.002	96	1368	1.00	0.6172	
10 Chloromethane	50	1.479	1.478	0.001	96	3668	1.00	1.15	
11 Vinyl chloride	62	1.586	1.584	0.002	95	1737	1.00	0.7483	
12 Butadiene	54	1.598	1.608	-0.010	93	3366	1.00	1.12	
13 Bromomethane	94	1.882	1.868	0.014	89	1936	1.00	1.19	
14 Chloroethane	64	1.976	1.975	0.001	93	1400	1.00	0.9369	
15 Dichlorofluoromethane	67	2.189	2.188	0.001	96	3998	1.00	1.10	
16 Trichlorofluoromethane	101	2.249	2.247	0.002	95	2313	1.00	0.7452	
17 Ethyl ether	59	2.568	2.566	0.002	89	1923	1.00	0.8470	
18 Acrolein	56	2.698	2.685	0.013	96	2145	5.00	6.09	
19 1,1-Dichloroethene	96	2.805	2.803	0.002	94	1382	1.00	0.7240	
20 1,1,2-Trichloro-1,2,2-trif	151	2.852	2.850	0.002	86	715	1.00	0.5102	
21 Acetone	43	2.888	2.886	0.002	96	2926	2.00	0.6737	
23 Iodomethane	142	2.970	2.969	0.001	97	2882	1.00	0.8828	
24 Carbon disulfide	76	3.041	3.040	0.001	98	4920	1.00	0.7650	
26 3-Chloro-1-propene	76	3.278	3.276	0.002	92	863	1.00	0.5806	
27 Methyl acetate	43	3.337	3.324	0.013	97	2883	2.00	1.73	
28 Methylene Chloride	84	3.444	3.442	0.002	96	2523	1.00	1.04	
29 2-Methyl-2-propanol	59	3.680	3.679	0.001	91	1859	10.0	8.70	
30 Acrylonitrile	53	3.811	3.797	0.014	97	7178	10.0	9.62	
31 trans-1,2-Dichloroethene	96	3.858	3.844	0.014	97	1737	1.00	0.7384	
32 Methyl tert-butyl ether	73	3.893	3.880	0.013	96	4771	1.00	0.8201	
33 Hexane	86		4.318				ND	ND	

Compound	Sig	RT (min.)	Exp RT (min.)	Dlt RT (min.)	Q	Response	Cal Amt ug/l	OnCol Amt ug/l	Flags
34 1,1-Dichloroethane	63	4.485	4.483	0.002	92	3474	1.00	0.7342	
36 Vinyl acetate	86		4.625				ND	ND	
40 cis-1,2-Dichloroethene	96	5.254	5.252	0.002	80	2413	1.00	0.8921	
39 2,2-Dichloropropane	97	5.254	5.252	0.002	44	384	1.00	0.6309	
41 2-Butanone (MEK)	43	5.301	5.300	0.001	91	2276	2.00	2.24	
44 Chlorobromomethane	128	5.538	5.536	0.002	94	1162	1.00	0.9524	
46 Tetrahydrofuran	42	5.609	5.596	0.013	89	2176	2.00	3.08	
47 Chloroform	83	5.656	5.655	0.001	93	3535	1.00	0.8300	
48 1,1,1-Trichloroethane	97	5.834	5.832	0.002	47	2317	1.00	0.6570	
49 Cyclohexane	56	5.893	5.891	0.002	92	3012	1.00	0.5915	
51 Carbon tetrachloride	117	6.011	6.022	-0.011	92	1873	1.00	0.6109	
50 1,1-Dichloropropene	75	6.023	6.022	0.001	90	2278	1.00	0.6728	
52 Isobutyl alcohol	43	6.236	6.223	0.013	47	2404	25.0	22.1	
53 Benzene	78	6.236	6.234	0.002	97	8355	1.00	0.8533	
54 1,2-Dichloroethane	62	6.260	6.258	0.002	94	2502	1.00	0.6888	
56 n-Heptane	100	6.568	6.566	0.002	78	481	1.00	0.5586	
58 Trichloroethene	130	6.899	6.897	0.002	96	1996	1.00	0.8117	
60 Methylcyclohexane	83	7.088	7.086	0.002	93	2686	1.00	0.6119	
61 1,2-Dichloropropane	63	7.100	7.098	0.002	93	2151	1.00	0.7827	
62 Dibromomethane	93	7.207	7.205	0.002	85	1032	1.00	0.8154	
65 1,4-Dioxane	88		7.252				ND	ND	
66 Dichlorobromomethane	83	7.372	7.370	0.002	97	2670	1.00	0.8571	
68 2-Chloroethyl vinyl ether	63	7.668	7.666	0.002	87	1522	2.00	1.34	
69 cis-1,3-Dichloropropene	75	7.786	7.785	0.001	92	2949	1.00	0.7427	
70 4-Methyl-2-pentanone (MIBK	43	7.928	7.927	0.001	96	4142	2.00	1.75	
71 Toluene	91	8.082	8.080	0.002	97	9824	1.00	0.8886	
72 trans-1,3-Dichloropropene	75	8.272	8.282	-0.010	92	2658	1.00	0.7441	
73 Ethyl methacrylate	69	8.378	8.376	0.002	89	2648	1.00	0.8538	
74 1,1,2-Trichloroethane	97	8.437	8.435	0.002	86	1700	1.00	0.8750	
75 Tetrachloroethene	164	8.567	8.566	0.001	93	1404	1.00	0.7910	
76 1,3-Dichloropropane	76	8.579	8.577	0.002	92	2824	1.00	0.7955	
77 2-Hexanone	43	8.662	8.660	0.002	93	2728	2.00	1.70	
78 Chlorodibromomethane	129	8.768	8.767	0.001	85	1823	1.00	0.8597	
80 Ethylene Dibromide	107	8.863	8.861	0.002	97	1598	1.00	0.8705	
81 Chlorobenzene	112	9.301	9.299	0.002	96	6402	1.00	0.9039	
82 1,1,1,2-Tetrachloroethane	131	9.372	9.370	0.002	92	2001	1.00	0.8576	
83 Ethylbenzene	106	9.396	9.394	0.002	98	3190	1.00	0.8521	
84 m-Xylene & p-Xylene	106	9.490	9.500	-0.010	97	4003	1.00	0.8714	
85 o-Xylene	106	9.833	9.832	0.001	97	3871	1.00	0.8672	
86 Styrene	104	9.845	9.843	0.002	93	6797	1.00	0.8841	
87 Bromoform	173	9.987	9.985	0.002	92	826	1.00	0.7622	
88 Isopropylbenzene	105	10.141	10.139	0.002	95	9222	1.00	0.8373	
90 1,1,2,2-Tetrachloroethane	83	10.378	10.388	-0.010	89	1920	1.00	0.8578	
91 Bromobenzene	156	10.401	10.400	0.001	93	2337	1.00	0.8581	
92 1,2,3-Trichloropropane	110	10.413	10.423	-0.010	6	512	1.00	0.7424	a
93 trans-1,4-Dichloro-2-buten	53	10.437	10.435	0.002	64	470	1.00	0.5592	
94 N-Propylbenzene	120	10.496	10.494	0.002	99	2684	1.00	0.7953	
95 2-Chlorotoluene	126	10.555	10.565	-0.010	96	2244	1.00	0.7942	
96 1,3,5-Trimethylbenzene	105	10.638	10.636	0.002	95	8024	1.00	0.8251	
97 4-Chlorotoluene	126	10.650	10.648	0.002	98	2375	1.00	0.8070	
98 tert-Butylbenzene	119	10.910	10.920	-0.010	92	7487	1.00	0.8321	
100 1,2,4-Trimethylbenzene	105	10.958	10.956	0.002	94	8531	1.00	0.8519	

Compound	Sig	RT (min.)	Exp RT (min.)	Dlt RT (min.)	Q	Response	Cal Amt ug/l	OnCol Amt ug/l	Flags
101 sec-Butylbenzene	105	11.100	11.098	0.002	93	9809	1.00	0.8083	
102 1,3-Dichlorobenzene	146	11.194	11.192	0.002	96	4567	1.00	0.8742	
103 4-Isopropyltoluene	119	11.218	11.228	-0.010	96	8837	1.00	0.8237	
104 1,4-Dichlorobenzene	146	11.265	11.263	0.002	94	5059	1.00	0.9513	
108 1,2-Dichlorobenzene	146	11.573	11.571	0.002	97	4423	1.00	0.9006	
107 n-Butylbenzene	91	11.561	11.571	-0.010	97	7383	1.00	0.7846	
109 1,2-Dibromo-3-Chloropropan	157		12.222				ND	ND	
112 1,2,4-Trichlorobenzene	180	12.922	12.920	0.002	94	3348	1.00	1.02	
113 Hexachlorobutadiene	225	13.076	13.074	0.002	92	1453	1.00	0.9812	
114 Naphthalene	128	13.123	13.121	0.002	97	8019	1.00	1.05	
115 1,2,3-Trichlorobenzene	180	13.312	13.322	-0.010	96	3140	1.00	1.05	
S 132 1,2-Dichloroethene, Total	96				0			1.63	
S 133 1,3-Dichloropropene, Total	75				0			1.49	
S 134 Xylenes, Total	106				0		2.00	1.74	
S 154 Total BTEX	1				0		5.00	4.33	
S 135 Trihalomethanes, Total	1				0		4.00	3.31	

QC Flag Legend

Processing Flags

ND - Not Detected or Marked ND

Review Flags

a - User Assigned ID

Reagents:

vm150is_00155	Amount Added:	1.00	Units: uL
vm50ss_00379	Amount Added:	0.10	Units: uL
VMRGAS_00315	Amount Added:	0.10	Units: uL
VMRPRIMW_00360	Amount Added:	0.10	Units: uL
VMAROLISTDW_00320	Amount Added:	0.10	Units: uL

Report Date: 18-Nov-2019 09:57:10 Chrom Revision: 2.3 09-Oct-2019 11:13:36

Eurofins TestAmerica, Canton

Data File: \\chromna\Canton\ChromData\A3UX18\20191115-93220.b\181410.D

Injection Date:	15-Nov-2019 19:02:30	Instrument ID:	A3UX18	Operator ID:	002808
Lims ID:	IC			Worklist Smp#:	11
Client ID:					
Purge Vol:	5.000 mL	Dil. Factor:	1.0000	ALS Bottle#:	10
Method:	8260_18	Limit Group:	MSV 8260B ICAL		

Column: DB-624 (0.18 mm)

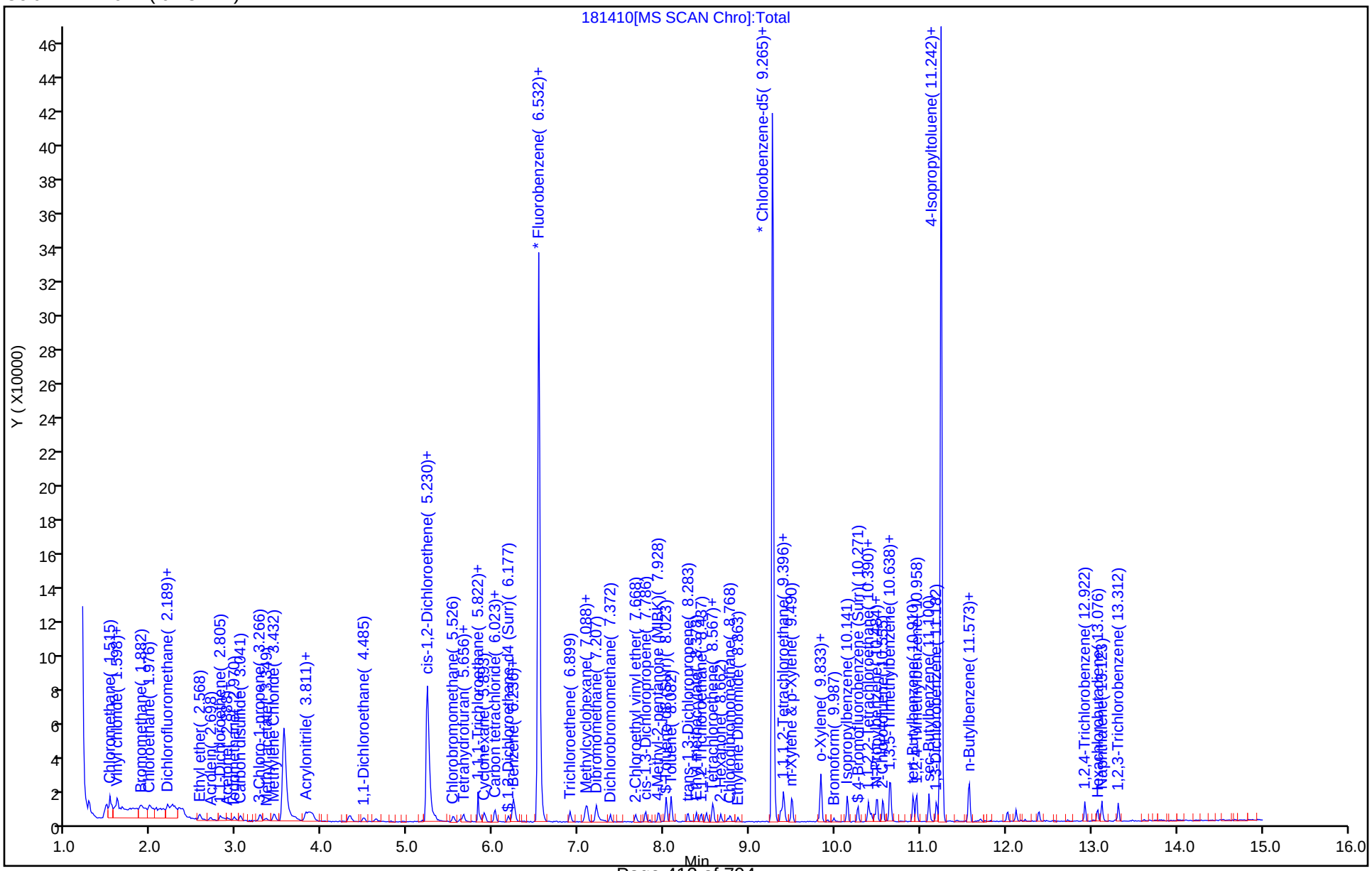

Manual Integration/User Assign Peak Report

Eurofins TestAmerica, Canton

Data File: \\chromna\Canton\ChromData\A3UX18\20191115-93220.b\181410.D
Injection Date: 15-Nov-2019 19:02:30 Instrument ID: A3UX18
Lims ID: IC
Client ID:
Operator ID: 002808 ALS Bottle#: 10 Worklist Smp#: 11
Purge Vol: 5.000 mL Dil. Factor: 1.0000
Method: 8260_18 Limit Group: MSV 8260B ICAL
Column: DB-624 (0.18 mm) Detector MS SCAN

$ 5 1,2-Dichloroethane-d4 (Surr), CAS: 17060-07-0

Signal: 1

Not Detected
Expected RT: 6.18

Processing Integration Results

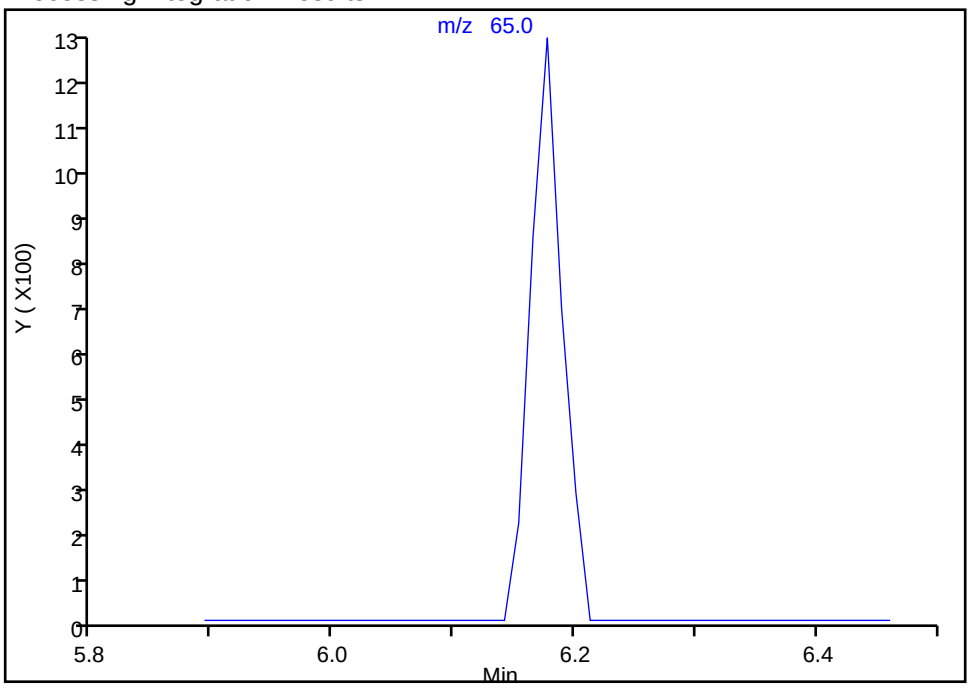

Manual Integration Results

RT: 6.18
Area: 2254
Amount: 0.829415
Amount Units: ug/l

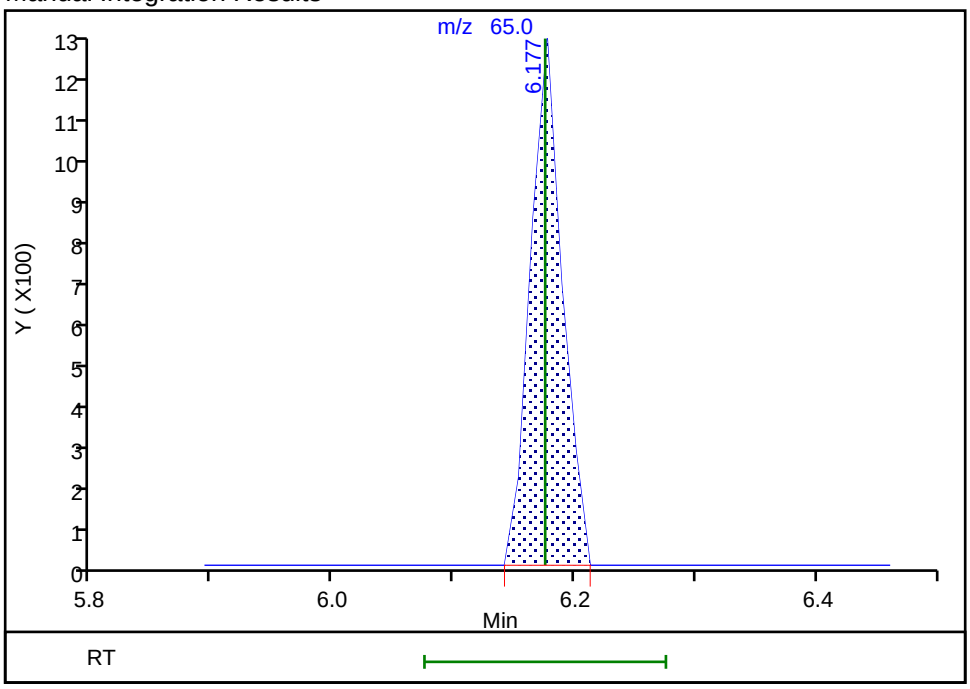

Reviewer: macenczaks, 18-Nov-2019 09:05:50
Audit Action: Assigned Compound ID Audit Reason: Peak assignment corrected

Manual Integration/User Assign Peak Report

Eurofins TestAmerica, Canton

Data File: \\chromna\Canton\ChromData\A3UX18\20191115-93220.b\181410.D
Injection Date: 15-Nov-2019 19:02:30 Instrument ID: A3UX18
Lims ID: IC
Client ID:
Operator ID: 002808 ALS Bottle#: 10 Worklist Smp#: 11
Purge Vol: 5.000 mL Dil. Factor: 1.0000
Method: 8260_18 Limit Group: MSV 8260B ICAL
Column: DB-624 (0.18 mm) Detector MS SCAN

92 1,2,3-Trichloropropane, CAS: 96-18-4

Signal: 1

Not Detected
Expected RT: 10.42

Processing Integration Results

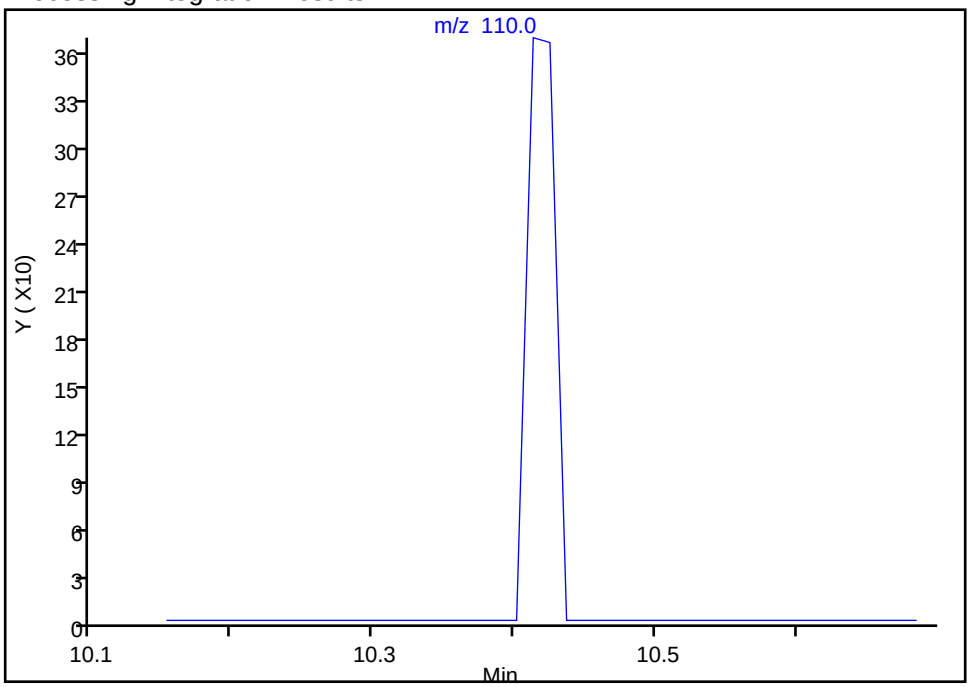

Manual Integration Results

RT: 10.41
Area: 512
Amount: 0.742438
Amount Units: ug/l

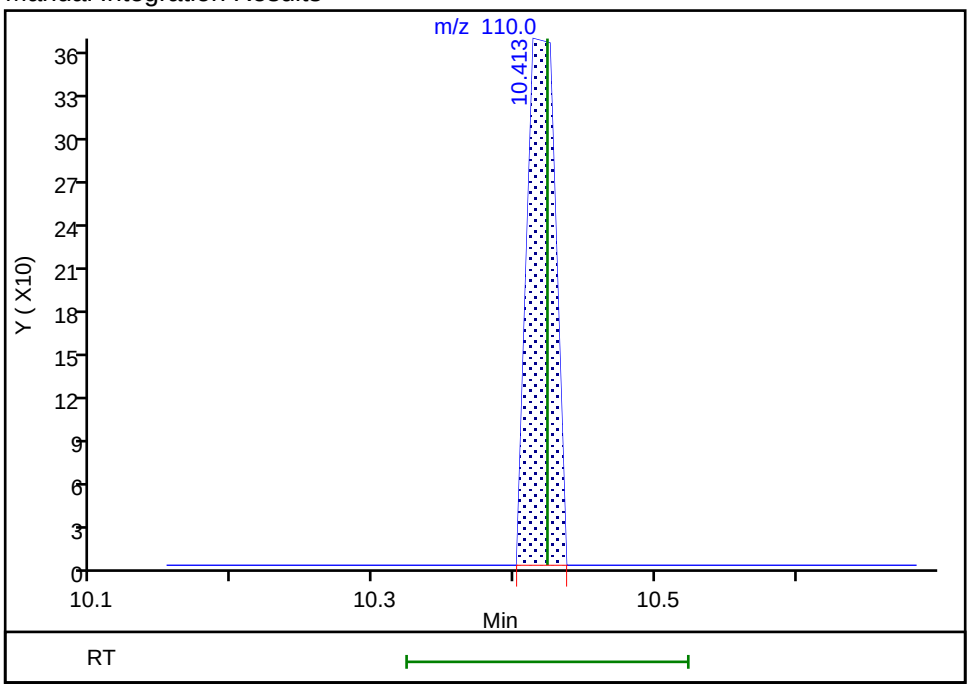

Reviewer: macenczaks, 18-Nov-2019 09:06:45
Audit Action: Assigned Compound ID Audit Reason: Peak assignment corrected

FORM VI
GC/MS VOA BY INTERNAL STANDARD - INITIAL CALIBRATION DATA
CURVE EVALUATION

Lab Name: Eurofins TestAmerica, Canton Job No.: 240-123986-1 Analy Batch No.: 411419

SDG No.:

Instrument ID: A3UX18 GC Column: DB-624 ID: 0.18(mm) Heated Purge: (Y/N) Y

Calibration Start Date: 11/18/2019 12:42 Calibration End Date: 11/18/2019 16:03 Calibration ID: 54345

Calibration Files:

LEVEL:	LAB SAMPLE ID:	LAB FILE ID:
Level 1	IC 240-411419/12	181425.D
Level 2	IC 240-411419/11	181424.D
Level 3	IC 240-411419/10	181423.D
Level 4	IC 240-411419/9	181422.D
Level 5	IC 240-411419/8	181421.D
Level 6	IC 240-411419/7	181420.D
Level 7	IC 240-411419/6	181419.D
Level 8	IC 240-411419/5	181418.D
Level 9	IC 240-411419/4	181417.D

ANALYTE	RRF					CURVE TYPE	COEFFICIENT			#	MIN RRF	%RSD	#	MAX %RSD	R^2 OR COD	#	MIN R^2 OR COD
	LVL 1 LVL 6	LVL 2 LVL 7	LVL 3 LVL 8	LVL 4 LVL 9	LVL 5		B	M1	M2								
Acetonitrile	0.0265 0.0280	0.0327 0.0267	0.0310 0.0255	0.0271 0.0280	0.0268	Ave		0.0280				8.3		15.0			
2-Chloro-1,3-butadiene	0.4508 0.5070	0.4689 0.5059	0.4768 0.5310	0.5056 0.5214	0.5190	Ave		0.4985				5.4		15.0			
Diisopropyl ether	0.2495 0.2599	0.2227 0.2642	0.2364 0.2635	0.2524 0.2614	0.2630	Ave		0.2526				5.7		15.0			
Ethyl tert-butyl ether	0.7538 0.8009	0.6888 0.8490	0.7081 0.8435	0.7588 0.8405	0.7858	Ave		0.7810				7.5		15.0			
Propionitrile	0.0319 0.0333	0.0265 0.0317	0.0304 0.0301	0.0326 0.0331	0.0321	Ave		0.0313				6.7		15.0			
Ethyl acetate	+++++ 0.2727	0.2205 0.2614	0.2627 0.2454	0.2650 0.2705	0.2612	Ave		0.2574				6.6		15.0			
Methacrylonitrile	0.2053 0.1735	0.1485 0.1636	0.1594 0.1526	0.1750 0.1618	0.1702	Ave		0.1678				9.9		15.0			
Isooctane	0.8040 1.1491	0.9932 1.1409	1.1261 1.1887	1.1787 1.1708	1.2104	Ave		1.1069				11.7		15.0			
Tert-amyl methyl ether	0.6117 0.6475	0.5567 0.6474	0.5828 0.6364	0.6128 0.6467	0.6244	Ave		0.6185				5.1		15.0			
n-Butanol	+++++ 0.0108	+++++ 0.0102	0.0082 0.0096	0.0090 0.0113	0.0093	Ave		0.0098				11.0		15.0			
Ethyl acrylate	0.4536 0.3840	0.3433 0.3593	0.3411 0.3450	0.3616 0.3756	0.3624	Ave		0.3695				9.4		15.0			
Methyl methacrylate	+++++ 0.2853	0.2310 0.2731	0.2532 0.2578	0.2813 0.2787	0.2791	Ave		0.2674				7.0		15.0			
2-Nitropropane	0.1100 0.0880	0.0754 0.0867	0.0775 0.0833	0.0853 0.0924	0.0807	Ave		0.0866				11.8		15.0			

Note: The M1 coefficient is the same as Ave RRF for an Ave curve type.

FORM VI
GC/MS VOA BY INTERNAL STANDARD - INITIAL CALIBRATION DATA
CURVE EVALUATION

Lab Name: Eurofins TestAmerica, Canton Job No.: 240-123986-1 Analy Batch No.: 411419

SDG No.:

Instrument ID: A3UX18 GC Column: DB-624 ID: 0.18(mm) Heated Purge: (Y/N) Y

Calibration Start Date: 11/18/2019 12:42 Calibration End Date: 11/18/2019 16:03 Calibration ID: 54345

ANALYTE	RRF					CURVE TYPE	COEFFICIENT			#	MIN RRF	%RSD	#	MAX %RSD	R^2 OR COD	#	MIN R^2 OR COD
	LVL 1 LVL 6	LVL 2 LVL 7	LVL 3 LVL 8	LVL 4 LVL 9	LVL 5		B	M1	M2								
n-Butyl acetate	+++++ 0.6340	0.5520 0.5979	0.5691 0.5609	0.5927 0.6225	0.6043	Ave		0.5917				4.9		15.0			
1-Chlorohexane	0.4943 0.4887	0.4763 0.4818	0.4311 0.4942	0.4688 0.4950	0.4756	Ave		0.4784				4.2		15.0			
Cyclohexanone	+++++ 0.0118	0.0109 0.0111	0.0097 0.0107	0.0105 0.0119	0.0108	Ave		0.0109				6.5		15.0			
Pentachloroethane	0.1743 0.1905	0.1437 0.1990	0.1369 0.1916	0.1551 0.1941	0.1741	Ave		0.1733				13.3		15.0			
1,2,3-Trimethylbenzene	3.5943 3.0732	2.9026 3.0840	2.5691 2.9244	2.7878 2.8380	2.8078	Ave		2.9535				9.7		15.0			
Benzyl chloride	+++++ 0.1276	0.0778 0.1323	0.0732 0.1309	0.0930 0.1448	0.1006	Qua	-0.102	0.1164	0.0001048						0.9980		0.9900
1,3,5-Trichlorobenzene	1.3456 1.0770	1.1227 1.0844	0.8903 1.0209	0.9639 1.0006	0.9794	Ave		1.0539				12.4		15.0			
2-Methylnaphthalene	+++++ 1.6286	1.7491 1.6130	1.4243 1.4848	1.5411 1.4603	1.5134	Ave		1.5518				6.9		15.0			
1-Methylnaphthalene	+++++ 1.4128	1.5340 1.3463	1.2515 1.2330	1.3414 1.2460	1.3011	Ave		1.3333				7.6		15.0			

Note: The M1 coefficient is the same as Ave RRF for an Ave curve type.

FORM VI
GC/MS VOA BY INTERNAL STANDARD - INITIAL CALIBRATION DATA
RESPONSE AND CONCENTRATION

Lab Name: Eurofins TestAmerica, Canton Job No.: 240-123986-1 Analy Batch No.: 411419

SDG No.:

Instrument ID: A3UX18 GC Column: DB-624 ID: 0.18(mm) Heated Purge: (Y/N) Y

Calibration Start Date: 11/18/2019 12:42 Calibration End Date: 11/18/2019 16:03 Calibration ID: 54345

Calibration Files:

LEVEL:	LAB SAMPLE ID:	LAB FILE ID:
Level 1	IC 240-411419/12	181425.D
Level 2	IC 240-411419/11	181424.D
Level 3	IC 240-411419/10	181423.D
Level 4	IC 240-411419/9	181422.D
Level 5	IC 240-411419/8	181421.D
Level 6	IC 240-411419/7	181420.D
Level 7	IC 240-411419/6	181419.D
Level 8	IC 240-411419/5	181418.D
Level 9	IC 240-411419/4	181417.D

ANALYTE	IS REF	CURVE TYPE	RESPONSE					CONCENTRATION (UG/L)				
			LVL 1 LVL 6	LVL 2 LVL 7	LVL 3 LVL 8	LVL 4 LVL 9	LVL 5	LVL 1 LVL 6	LVL 2 LVL 7	LVL 3 LVL 8	LVL 4 LVL 9	LVL 5
Acetonitrile	FB	Ave	2815 160798	7066 302717	16653 588756	29519 822367	59138	10.0 500	20.0 1000	50.0 2000	100 2500	200
2-Chloro-1,3-butadiene	FB	Ave	4789 291165	10119 574178	25649 1224730	55148 1531400	114433	1.00 50.0	2.00 100	5.00 200	10.0 250	20.0
Diisopropyl ether	FB	Ave	2651 149263	4807 299844	12718 607772	27533 767697	57986	1.00 50.0	2.00 100	5.00 200	10.0 250	20.0
Ethyl tert-butyl ether	FB	Ave	8008 459908	14866 963604	38092 1945551	82765 2468752	173240	1.00 50.0	2.00 100	5.00 200	10.0 250	20.0
Propionitrile	FB	Ave	3394 191009	5727 360128	16376 693636	35519 971146	70875	10.0 500	20.0 1000	50.0 2000	100 2500	200
Ethyl acetate	FB	Ave	+++++ 313216	9516 593263	28263 1132221	57806 1588821	115153	+++++ 100	4.00 200	10.0 400	20.0 500	40.0
Methacrylonitrile	FB	Ave	21811 996612	32052 1856268	85736 3518890	190834 4753581	375240	10.0 500	20.0 1000	50.0 2000	100 2500	200
Isooctane	FB	Ave	8541 659892	21435 1294918	60582 2741690	128571 3438993	266864	1.00 50.0	2.00 100	5.00 200	10.0 250	20.0
Tert-amyl methyl ether	FB	Ave	6498 371836	12016 734775	31356 1467760	66837 1899648	137662	1.00 50.0	2.00 100	5.00 200	10.0 250	20.0
n-Butanol	CBNZ d5	Ave	+++++ 117088	+++++ 220777	8440 419982	19007 630611	39428	+++++ 1250	+++++ 2500	125 5000	250 6250	500
Ethyl acrylate	FB	Ave	4819 220529	7409 407816	18349 795688	39441 1103139	79896	1.00 50.0	2.00 100	5.00 200	10.0 250	20.0
Methyl methacrylate	FB	Ave	+++++ 327626	9972 619845	27243 1189293	61368 1637406	123080	+++++ 100	4.00 200	10.0 400	20.0 500	40.0
2-Nitropropane	FB	Ave	2337 101073	3256 196837	8340 384302	18607 542747	35571	2.00 100	4.00 200	10.0 400	20.0 500	40.0
n-Butyl acetate	CBNZ d5	Ave	+++++ 275840	9005 517947	23523 984214	49883 1389971	102603	+++++ 50.0	2.00 100	5.00 200	10.0 250	20.0

FORM VI
GC/MS VOA BY INTERNAL STANDARD - INITIAL CALIBRATION DATA
RESPONSE AND CONCENTRATION

Lab Name: Eurofins TestAmerica, Canton Job No.: 240-123986-1 Analy Batch No.: 411419

SDG No.:

Instrument ID: A3UX18 GC Column: DB-624 ID: 0.18(mm) Heated Purge: (Y/N) Y

Calibration Start Date: 11/18/2019 12:42 Calibration End Date: 11/18/2019 16:03 Calibration ID: 54345

ANALYTE	IS REF	CURVE TYPE	RESPONSE					CONCENTRATION (UG/L)				
			LVL 1 LVL 6	LVL 2 LVL 7	LVL 3 LVL 8	LVL 4 LVL 9	LVL 5	LVL 1 LVL 6	LVL 2 LVL 7	LVL 3 LVL 8	LVL 4 LVL 9	LVL 5
1-Chlorohexane	CBNZ d5	Ave	3999 212597	7769 417370	17819 867206	39452 1105231	80760	1.00 50.0	2.00 100	5.00 200	10.0 250	20.0
Cyclohexanone	CBNZ d5	Ave	+++++ 51487	1781 96382	4005 187924	8873 265102	18378	+++++ 500	20.0 1000	50.0 2000	100 2500	200
Pentachloroethane	CBNZ d5	Ave	2820 165716	4689 344767	11314 672408	26106 866701	59128	2.00 100	4.00 200	10.0 400	20.0 500	40.0
1,2,3-Trimethylbenzene	DCBd 4	Ave	12525 595756	20797 1175874	46910 2219213	103704 2787530	212813	1.00 50.0	2.00 100	5.00 200	10.0 250	20.0
Benzyl chloride	CBNZ d5	Qua	+++++ 55493	1269 114577	3024 229747	7825 323309	17086	+++++ 50.0	2.00 100	5.00 200	10.0 250	20.0
1,3,5-Trichlorobenzene	DCBd 4	Ave	4689 208780	8044 413446	16257 774753	35855 982790	74230	1.00 50.0	2.00 100	5.00 200	10.0 250	20.0
2-Methylnaphthalene	DCBd 4	Ave	+++++ 631419	25064 1230018	52012 2253458	114656 2868704	229420	+++++ 100	4.00 200	10.0 400	20.0 500	40.0
1-Methylnaphthalene	DCBd 4	Ave	+++++ 547763	21982 1026625	45703 1871335	99798 2447626	197225	+++++ 100	4.00 200	10.0 400	20.0 500	40.0

Curve Type Legend:

Ave = Average ISTD
Qua = Quadratic ISTD

Eurofins TestAmerica, Canton
Target Compound Quantitation Report

Data File: \\chromna\Canton\ChromData\A3UX18\20191118-93277.b\181417.D
Lims ID: ic
Client ID:
Sample Type: IC Calib Level: 9
Inject. Date: 18-Nov-2019 12:42:30 ALS Bottle#: 3 Worklist Smp#: 4
Purge Vol: 5.000 mL Dil. Factor: 1.0000
Sample Info: ic
Misc. Info.: 240-0093277-004
Operator ID: 002808 Instrument ID: A3UX18
Sublist: chrom-8260_18*sub34

Method: \\chromna\Canton\ChromData\A3UX18\20191118-93277.b\8260_18.m
Limit Group: MSV 8260B ICAL
Last Update: 19-Nov-2019 10:58:20 Calib Date: 18-Nov-2019 16:03:30
Integrator: RTE ID Type: Deconvolution ID
Quant Method: Internal Standard Quant By: Initial Calibration
Last ICal File: \\chromna\Canton\ChromData\A3UX18\20191118-93277.b\181425.D

Column 1 : DB-624 (0.18 mm) Det: MS SCAN
Process Host: CTX0318

First Level Reviewer: macenczaks Date: 18-Nov-2019 13:16:20

Compound	Sig	RT (min.)	Exp RT (min.)	Dlt RT (min.)	Q	Response	Cal Amt ug/l	OnCol Amt ug/l	Flags
* 1 Fluorobenzene	96	6.530	6.530	0.000	100	352468	30.0	30.0	
* 2 Chlorobenzene-d5	117	9.275	9.276	-0.001	97	267927	30.0	30.0	
* 3 1,4-Dichlorobenzene-d4	152	11.239	11.240	-0.001	97	117864	30.0	30.0	
25 Acetonitrile	41	3.229	3.228	0.001	99	822367	2500.0	2497.1	
35 2-Chloro-1,3-butadiene	53	4.625	4.624	0.001	95	1531400	250.0	261.5	
37 Isopropyl ether	87	4.660	4.659	0.001	95	767697	250.0	258.7	
38 Tert-butyl ethyl ether	59	5.134	5.133	0.001	98	2468752	250.0	269.0	
42 Propionitrile	54	5.358	5.346	0.012	99	971146	2500.0	2640.2	
43 Ethyl acetate	43	5.418	5.417	0.001	99	1588821	500.0	525.4	
45 Methacrylonitrile	41	5.548	5.535	0.013	96	4753581	2500.0	2411.7	
156 Isooctane	57	6.364	6.363	0.001	100	3438993	250.0	264.4	
55 Tert-amyl methyl ether	73	6.400	6.399	0.001	97	1899648	250.0	261.4	
57 n-Butanol	56	6.885	6.884	0.001	89	630611	6250.0	7234.5	
59 Ethyl acrylate	55	7.039	7.038	0.001	99	1103139	250.0	254.1	
64 Methyl methacrylate	41	7.252	7.251	0.001	94	1637406	500.0	521.1	
67 2-Nitropropane	43	7.571	7.570	0.001	96	542747	500.0	533.5	
79 n-Butyl acetate	43	8.778	8.777	0.001	99	1389971	250.0	263.0	
111 1-Chlorohexane	91	9.287	9.286	0.001	92	1105231	250.0	258.7	
89 Cyclohexanone	55	10.210	10.209	0.001	97	265102	2500.0	2713.4	
99 Pentachloroethane	167	10.932	10.931	0.001	92	866701	500.0	560.1	
105 1,2,3-Trimethylbenzene	105	11.310	11.310	0.000	99	2787530	250.0	240.2	
106 Benzyl chloride	126	11.381	11.381	0.001	100	323309	250.0	253.8	
110 1,3,5-Trichlorobenzene	180	12.411	12.410	0.001	97	982790	250.0	237.4	
116 2-Methylnaphthalene	142	13.996	13.996	0.000	92	2868704	500.0	470.5	
155 1-Methylnaphthalene	142	14.138	14.138	0.000	100	2447626	500.0	467.3	

Reagents:

VMRA9W_00321	Amount Added: 25.00	Units: uL
vm150is_00155	Amount Added: 1.00	Units: uL

Report Date: 19-Nov-2019 10:58:20 Chrom Revision: 2.3 09-Oct-2019 11:13:36

Eurofins TestAmerica, Canton

Data File: \\chromna\Canton\ChromData\A3UX18\20191118-93277.b\181417.D

Injection Date:	18-Nov-2019 12:42:30	Instrument ID:	A3UX18	Operator ID:	002808
Lims ID:	ic			Worklist Smp#:	4
Client ID:					
Purge Vol:	5.000 mL	Dil. Factor:	1.0000	ALS Bottle#:	3
Method:	8260_18	Limit Group:	MSV 8260B ICAL		

Column: DB-624 (0.18 mm)

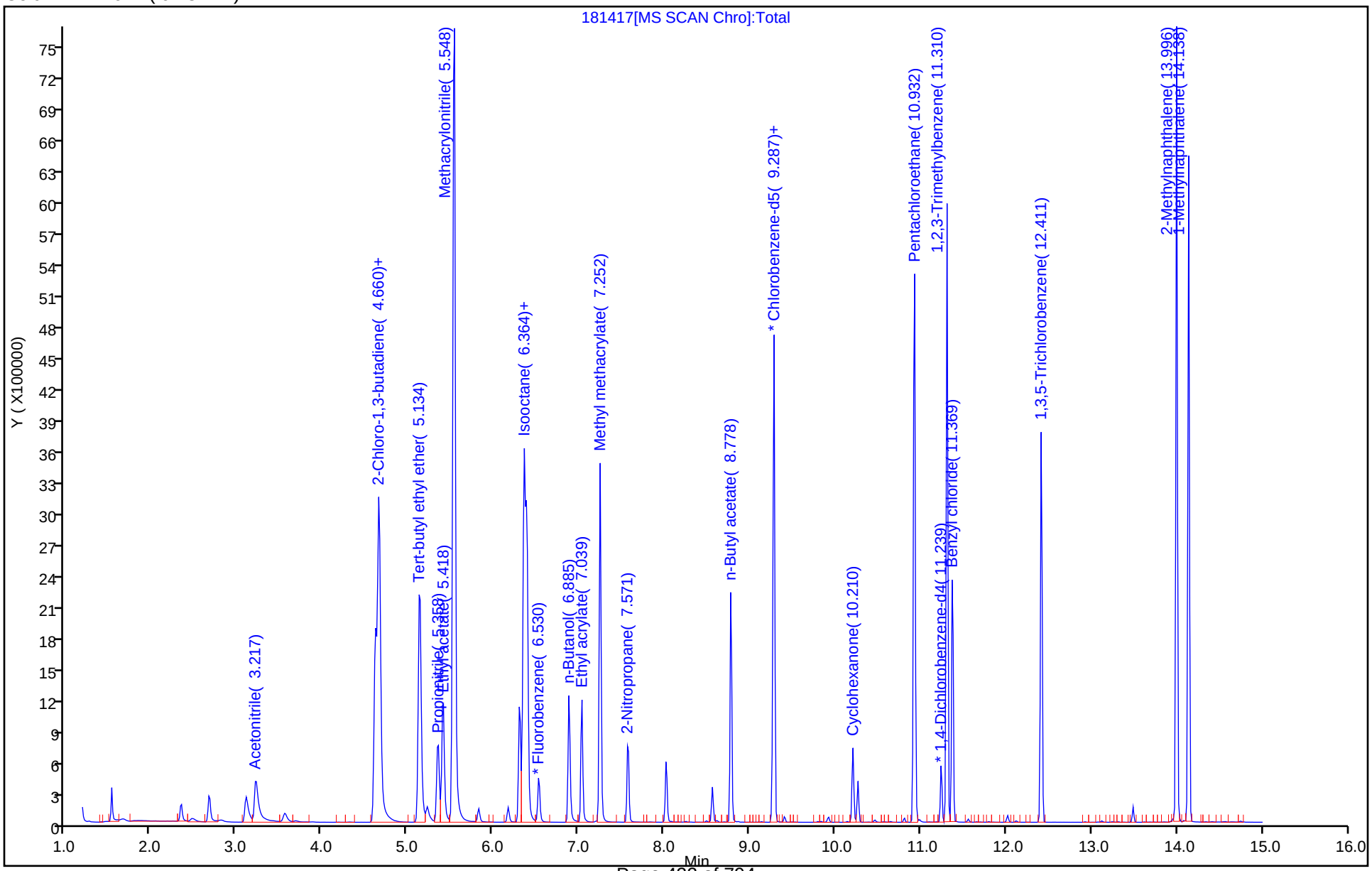

Eurofins TestAmerica, Canton
Target Compound Quantitation Report

Data File: \\chromna\Canton\ChromData\A3UX18\20191118-93277.b\181418.D
Lims ID: ic
Client ID:
Sample Type: IC Calib Level: 8
Inject. Date: 18-Nov-2019 13:07:30 ALS Bottle#: 4 Worklist Smp#: 5
Purge Vol: 5.000 mL Dil. Factor: 1.0000
Sample Info: ic
Misc. Info.: 240-0093277-005
Operator ID: 002808 Instrument ID: A3UX18
Sublist: chrom-8260_18*sub34

Method: \\chromna\Canton\ChromData\A3UX18\20191118-93277.b\8260_18.m
Limit Group: MSV 8260B ICAL
Last Update: 19-Nov-2019 10:58:22 Calib Date: 18-Nov-2019 16:03:30
Integrator: RTE ID Type: Deconvolution ID
Quant Method: Internal Standard Quant By: Initial Calibration
Last ICal File: \\chromna\Canton\ChromData\A3UX18\20191118-93277.b\181425.D

Column 1 : DB-624 (0.18 mm) Det: MS SCAN
Process Host: CTX0318

First Level Reviewer: macenczaks Date: 18-Nov-2019 13:56:12

Compound	Sig	RT (min.)	Exp RT (min.)	Dlt RT (min.)	Q	Response	Cal Amt ug/l	OnCol Amt ug/l	Flags
* 1 Fluorobenzene	96	6.530	6.530	0.000	100	345964	30.0	30.0	
* 2 Chlorobenzene-d5	117	9.276	9.276	0.000	97	263191	30.0	30.0	
* 3 1,4-Dichlorobenzene-d4	152	11.240	11.240	0.000	98	113829	30.0	30.0	
25 Acetonitrile	41	3.217	3.228	-0.011	99	588756	2000.0	1821.3	
35 2-Chloro-1,3-butadiene	53	4.625	4.624	0.001	95	1224730	200.0	213.0	
37 Isopropyl ether	87	4.661	4.659	0.002	95	607772	200.0	208.7	
38 Tert-butyl ethyl ether	59	5.134	5.133	0.001	98	1945551	200.0	216.0	
42 Propionitrile	54	5.347	5.346	0.001	99	693636	2000.0	1921.2	
43 Ethyl acetate	43	5.406	5.417	-0.011	99	1132221	400.0	381.4	
45 Methacrylonitrile	41	5.536	5.535	0.001	97	3518890	2000.0	1818.9	
156 Isooctane	57	6.365	6.363	0.002	100	2741690	200.0	214.8	
55 Tert-amyl methyl ether	73	6.388	6.399	-0.011	97	1467760	200.0	205.8	
57 n-Butanol	56	6.885	6.884	0.001	89	419982	5000.0	4904.8	
59 Ethyl acrylate	55	7.039	7.038	0.001	99	795688	200.0	186.7	
64 Methyl methacrylate	41	7.252	7.251	0.001	94	1189293	400.0	385.6	
67 2-Nitropropane	43	7.572	7.570	0.002	96	384302	400.0	384.8	
79 n-Butyl acetate	43	8.779	8.777	0.002	99	984214	200.0	189.6	
111 1-Chlorohexane	91	9.287	9.286	0.001	93	867206	200.0	206.6	
89 Cyclohexanone	55	10.210	10.209	0.001	97	187924	2000.0	1958.0	
99 Pentachloroethane	167	10.932	10.931	0.001	92	672408	400.0	442.4	
105 1,2,3-Trimethylbenzene	105	11.311	11.310	0.001	98	2219213	200.0	198.0	
106 Benzyl chloride	126	11.370	11.381	-0.010	100	229747	200.0	192.5	
110 1,3,5-Trichlorobenzene	180	12.411	12.410	0.001	96	774753	200.0	193.8	
116 2-Methylnaphthalene	142	13.997	13.996	0.001	92	2253458	400.0	382.7	
155 1-Methylnaphthalene	142	14.139	14.138	0.001	100	1871335	400.0	369.9	

Reagents:

VMRA9W_00321	Amount Added: 20.00	Units: uL
vm150is_00155	Amount Added: 1.00	Units: uL

Report Date: 19-Nov-2019 10:58:23 Chrom Revision: 2.3 09-Oct-2019 11:13:36

Eurofins TestAmerica, Canton

Data File: \\chromna\Canton\ChromData\A3UX18\20191118-93277.b\181418.D

Injection Date:	18-Nov-2019 13:07:30	Instrument ID:	A3UX18	Operator ID:	002808
Lims ID:	ic			Worklist Smp#:	5
Client ID:					
Purge Vol:	5.000 mL	Dil. Factor:	1.0000	ALS Bottle#:	4
Method:	8260_18	Limit Group:	MSV 8260B ICAL		

Column: DB-624 (0.18 mm)

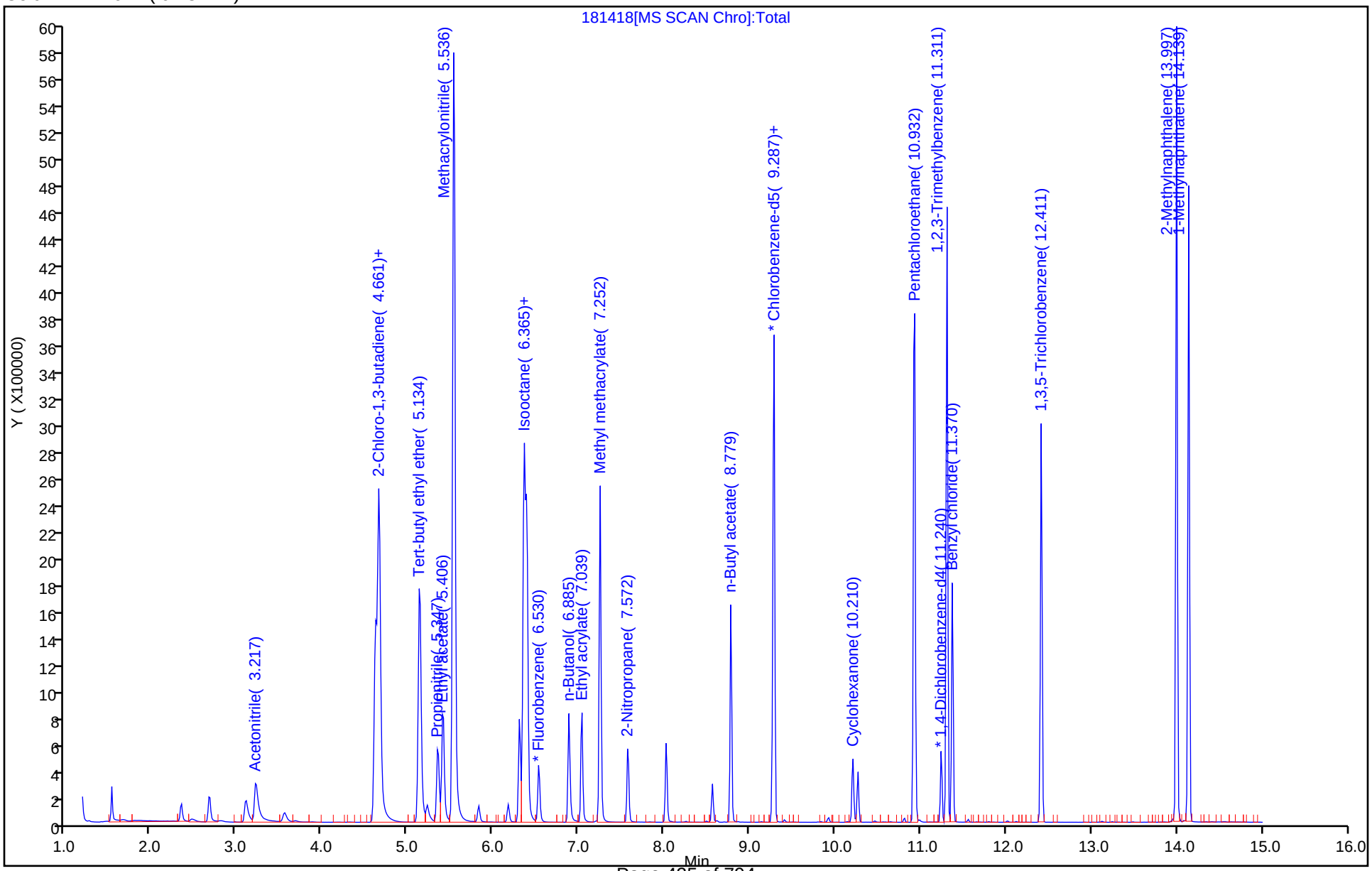

Eurofins TestAmerica, Canton
Target Compound Quantitation Report

Data File: \\chromna\Canton\ChromData\A3UX18\20191118-93277.b\181419.D
Lims ID: ic
Client ID:
Sample Type: IC Calib Level: 7
Inject. Date: 18-Nov-2019 13:32:30 ALS Bottle#: 5 Worklist Smp#: 6
Purge Vol: 5.000 mL Dil. Factor: 1.0000
Sample Info: ic
Misc. Info.: 240-0093277-006
Operator ID: 002808 Instrument ID: A3UX18
Sublist: chrom-8260_18*sub34

Method: \\chromna\Canton\ChromData\A3UX18\20191118-93277.b\8260_18.m
Limit Group: MSV 8260B ICAL
Last Update: 19-Nov-2019 10:58:25 Calib Date: 18-Nov-2019 16:03:30
Integrator: RTE ID Type: Deconvolution ID
Quant Method: Internal Standard Quant By: Initial Calibration
Last ICal File: \\chromna\Canton\ChromData\A3UX18\20191118-93277.b\181425.D

Column 1 : DB-624 (0.18 mm) Det: MS SCAN
Process Host: CTX0318

First Level Reviewer: macenczaks Date: 18-Nov-2019 13:57:06

Compound	Sig	RT (min.)	Exp RT (min.)	Dlt RT (min.)	Q	Response	Cal Amt ug/l	OnCol Amt ug/l	Flags
* 1 Fluorobenzene	96	6.530	6.530	0.000	100	340494	30.0	30.0	
* 2 Chlorobenzene-d5	117	9.275	9.276	-0.001	98	259864	30.0	30.0	
* 3 1,4-Dichlorobenzene-d4	152	11.240	11.240	0.000	96	114384	30.0	30.0	
25 Acetonitrile	41	3.229	3.228	0.001	99	302717	1000.0	951.5	
35 2-Chloro-1,3-butadiene	53	4.625	4.624	0.001	95	574178	100.0	101.5	
37 Isopropyl ether	87	4.661	4.659	0.001	95	299844	100.0	104.6	
38 Tert-butyl ethyl ether	59	5.134	5.133	0.001	99	963604	100.0	108.7	
42 Propionitrile	54	5.347	5.346	0.001	99	360128	1000.0	1013.5	
43 Ethyl acetate	43	5.418	5.417	0.001	99	593263	200.0	203.1	
45 Methacrylonitrile	41	5.536	5.535	0.001	97	1856268	1000.0	974.9	
156 Isooctane	57	6.364	6.363	0.001	100	1294918	100.0	103.1	
55 Tert-amyl methyl ether	73	6.388	6.399	-0.011	97	734775	100.0	104.7	
57 n-Butanol	56	6.885	6.884	0.001	89	220777	2500.0	2611.4	
59 Ethyl acrylate	55	7.039	7.038	0.001	99	407816	100.0	97.2	
64 Methyl methacrylate	41	7.252	7.251	0.001	94	619845	200.0	204.2	
67 2-Nitropropane	43	7.571	7.570	0.001	97	196837	200.0	200.3	
79 n-Butyl acetate	43	8.778	8.777	0.001	99	517947	100.0	101.1	
111 1-Chlorohexane	91	9.287	9.286	0.001	92	417370	100.0	100.7	
89 Cyclohexanone	55	10.210	10.209	0.001	97	96382	1000.0	1017.1	
99 Pentachloroethane	167	10.932	10.931	0.001	93	344767	200.0	229.7	
105 1,2,3-Trimethylbenzene	105	11.311	11.310	0.001	99	1175874	100.0	104.4	
106 Benzyl chloride	126	11.370	11.381	-0.010	100	114577	100.0	104.6	
110 1,3,5-Trichlorobenzene	180	12.411	12.410	0.001	96	413446	100.0	102.9	
116 2-Methylnaphthalene	142	13.997	13.996	0.001	92	1230018	200.0	207.9	
155 1-Methylnaphthalene	142	14.139	14.138	0.001	100	1026625	200.0	202.0	

Reagents:

VMRA9W_00321	Amount Added: 10.00	Units: uL
vm150is_00155	Amount Added: 1.00	Units: uL

Report Date: 19-Nov-2019 10:58:26 Chrom Revision: 2.3 09-Oct-2019 11:13:36

Eurofins TestAmerica, Canton

Data File: \\chromna\Canton\ChromData\A3UX18\20191118-93277.b\181419.D

Injection Date:	18-Nov-2019 13:32:30	Instrument ID:	A3UX18	Operator ID:	002808
Lims ID:	ic			Worklist Smp#:	6
Client ID:					
Purge Vol:	5.000 mL	Dil. Factor:	1.0000	ALS Bottle#:	5
Method:	8260_18	Limit Group:	MSV 8260B ICAL		

Column: DB-624 (0.18 mm)

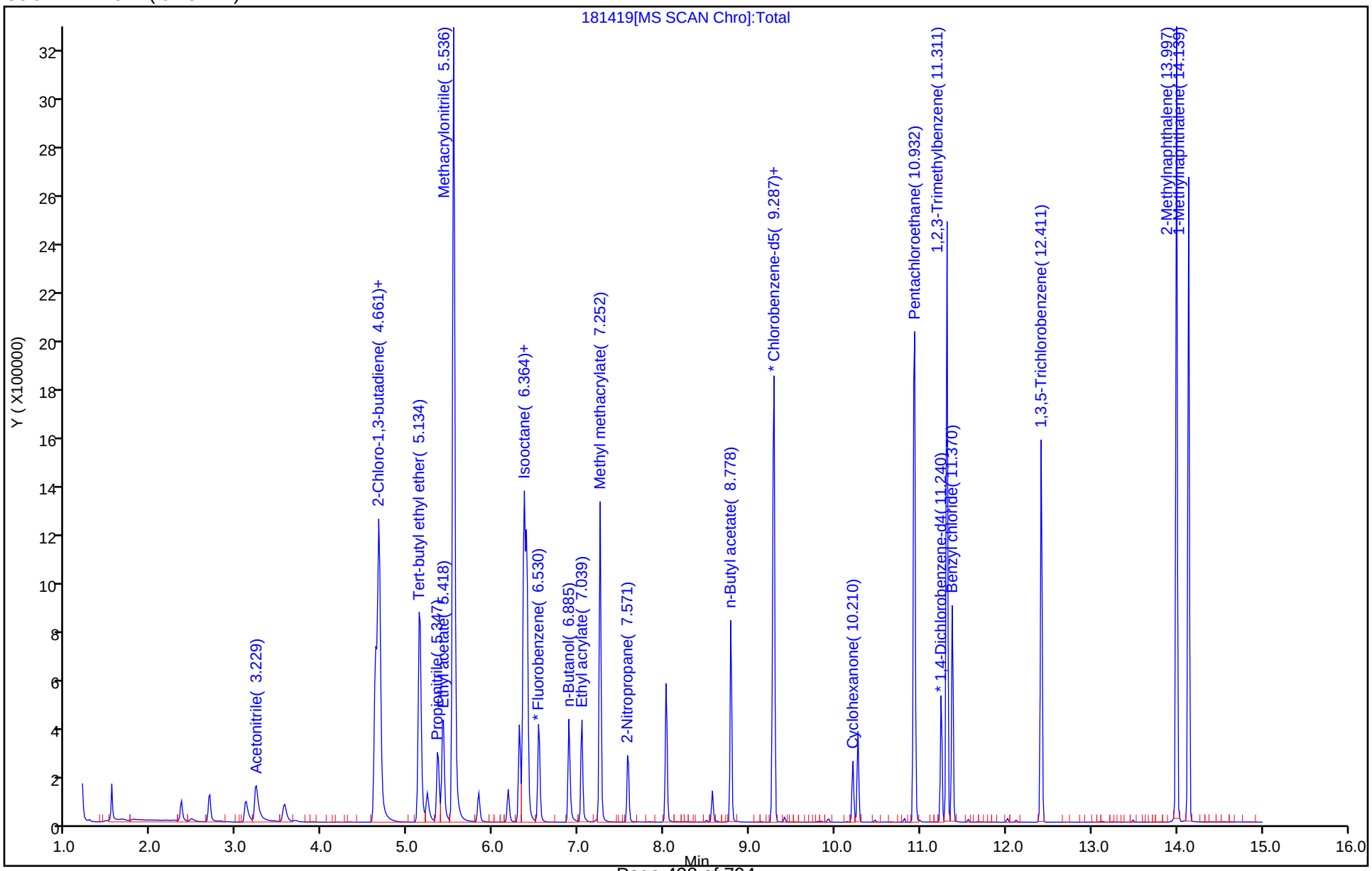

Eurofins TestAmerica, Canton
Target Compound Quantitation Report

Data File: \\chromna\Canton\ChromData\A3UX18\20191118-93277.b\181420.D
Lims ID: ic
Client ID:
Sample Type: IC Calib Level: 6
Inject. Date: 18-Nov-2019 13:58:30 ALS Bottle#: 6 Worklist Smp#: 7
Purge Vol: 5.000 mL Dil. Factor: 1.0000
Sample Info: ic
Misc. Info.: 240-0093277-007
Operator ID: 002808 Instrument ID: A3UX18
Sublist: chrom-8260_18*sub34

Method: \\chromna\Canton\ChromData\A3UX18\20191118-93277.b\8260_18.m
Limit Group: MSV 8260B ICAL
Last Update: 19-Nov-2019 10:58:27 Calib Date: 18-Nov-2019 16:03:30
Integrator: RTE ID Type: Deconvolution ID
Quant Method: Internal Standard Quant By: Initial Calibration
Last ICal File: \\chromna\Canton\ChromData\A3UX18\20191118-93277.b\181425.D

Column 1 : DB-624 (0.18 mm) Det: MS SCAN
Process Host: CTX0318

First Level Reviewer: macenczaks Date: 18-Nov-2019 15:30:45

Compound	Sig	RT (min.)	Exp RT (min.)	Dlt RT (min.)	Q	Response	Cal Amt ug/l	OnCol Amt ug/l	Flags
* 1 Fluorobenzene	96	6.529	6.529	0.000	100	344552	30.0	30.0	
* 2 Chlorobenzene-d5	117	9.274	9.274	0.000	98	261030	30.0	30.0	
* 3 1,4-Dichlorobenzene-d4	152	11.239	11.239	0.000	98	116314	30.0	30.0	
25 Acetonitrile	41	3.228	3.228	0.000	99	160798	500.0	499.5	
35 2-Chloro-1,3-butadiene	53	4.624	4.624	0.000	95	291165	50.0	50.9	
37 Isopropyl ether	87	4.659	4.659	0.000	95	149263	50.0	51.5	
38 Tert-butyl ethyl ether	59	5.133	5.133	0.000	99	459908	50.0	51.3	
42 Propionitrile	54	5.346	5.346	0.000	99	191009	500.0	531.2	
43 Ethyl acetate	43	5.417	5.417	0.000	99	313216	100.0	105.9	
45 Methacrylonitrile	41	5.535	5.535	0.000	97	996612	500.0	517.3	
156 Isooctane	57	6.363	6.363	0.000	100	659892	50.0	51.9	
55 Tert-amyl methyl ether	73	6.399	6.399	0.000	97	371836	50.0	52.3	
57 n-Butanol	56	6.884	6.884	0.000	90	117088	1250.0	1378.7	
59 Ethyl acrylate	55	7.038	7.038	0.000	99	220529	50.0	52.0	
64 Methyl methacrylate	41	7.251	7.251	0.000	94	327626	100.0	106.7	
67 2-Nitropropane	43	7.570	7.570	0.000	98	101073	100.0	101.6	
79 n-Butyl acetate	43	8.777	8.777	0.000	99	275840	50.0	53.6	
111 1-Chlorohexane	91	9.286	9.286	0.000	91	212597	50.0	51.1	
89 Cyclohexanone	55	10.209	10.209	0.000	96	51487	500.0	540.9	
99 Pentachloroethane	167	10.931	10.931	0.000	94	165716	100.0	109.9	
105 1,2,3-Trimethylbenzene	105	11.310	11.310	0.000	99	595756	50.0	52.0	
106 Benzyl chloride	126	11.381	11.381	0.000	100	55493	50.0	53.1	
110 1,3,5-Trichlorobenzene	180	12.410	12.410	0.000	97	208780	50.0	51.1	
116 2-Methylnaphthalene	142	13.996	13.996	0.000	92	631419	100.0	104.9	
155 1-Methylnaphthalene	142	14.138	14.138	0.000	100	547763	100.0	106.0	

Reagents:

VMRA9W_00321	Amount Added:	5.00	Units: uL
vm150is_00155	Amount Added:	1.00	Units: uL

Report Date: 19-Nov-2019 10:58:28 Chrom Revision: 2.3 09-Oct-2019 11:13:36

Eurofins TestAmerica, Canton

Data File: \\chromna\Canton\ChromData\A3UX18\20191118-93277.b\181420.D

Injection Date:	18-Nov-2019 13:58:30	Instrument ID:	A3UX18	Operator ID:	002808
Lims ID:	ic			Worklist Smp#:	7
Client ID:					
Purge Vol:	5.000 mL	Dil. Factor:	1.0000	ALS Bottle#:	6
Method:	8260_18	Limit Group:	MSV 8260B ICAL		

Column: DB-624 (0.18 mm)

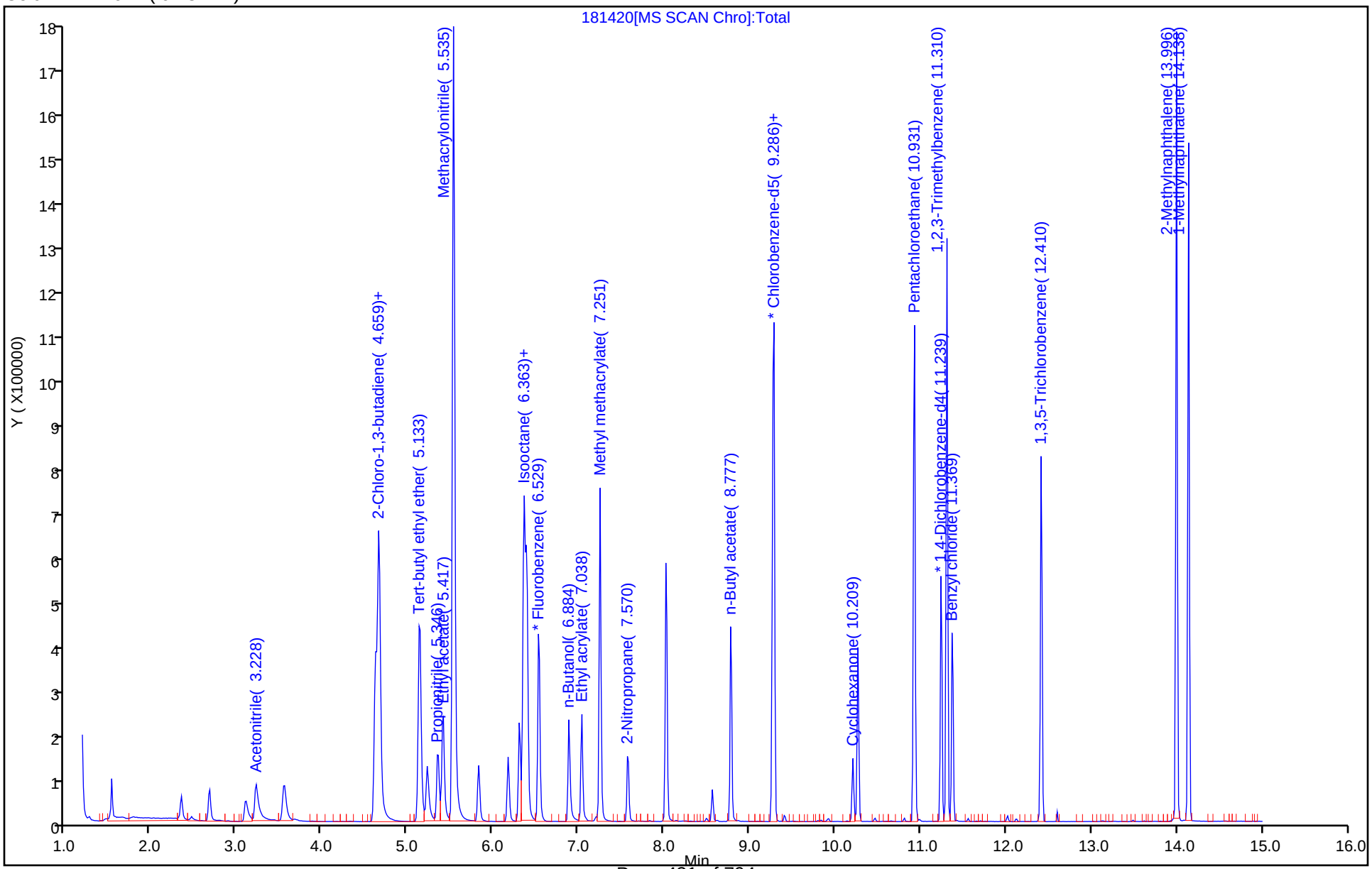

Eurofins TestAmerica, Canton
Target Compound Quantitation Report

Data File: \\chromna\Canton\ChromData\A3UX18\20191118-93277.b\181421.D
Lims ID: ic
Client ID:
Sample Type: IC Calib Level: 5
Inject. Date: 18-Nov-2019 14:23:30 ALS Bottle#: 7 Worklist Smp#: 8
Purge Vol: 5.000 mL Dil. Factor: 1.0000
Sample Info: ic
Misc. Info.: 240-0093277-008
Operator ID: 002808 Instrument ID: A3UX18
Sublist: chrom-8260_18*sub34

Method: \\chromna\Canton\ChromData\A3UX18\20191118-93277.b\8260_18.m
Limit Group: MSV 8260B ICAL
Last Update: 19-Nov-2019 10:58:30 Calib Date: 18-Nov-2019 16:03:30
Integrator: RTE ID Type: Deconvolution ID
Quant Method: Internal Standard Quant By: Initial Calibration
Last ICal File: \\chromna\Canton\ChromData\A3UX18\20191118-93277.b\181425.D

Column 1 : DB-624 (0.18 mm) Det: MS SCAN
Process Host: CTX0318

First Level Reviewer: macenczaks Date: 18-Nov-2019 15:33:22

Compound	Sig	RT (min.)	Exp RT (min.)	Dlt RT (min.)	Q	Response	Cal Amt ug/l	OnCol Amt ug/l	Flags
* 1 Fluorobenzene	96	6.529	6.529	0.000	100	330707	30.0	30.0	
* 2 Chlorobenzene-d5	117	9.274	9.274	0.000	98	254692	30.0	30.0	
* 3 1,4-Dichlorobenzene-d4	152	11.239	11.239	0.001	98	113691	30.0	30.0	
25 Acetonitrile	41	3.228	3.228	0.000	99	59138	200.0	191.4	
35 2-Chloro-1,3-butadiene	53	4.624	4.624	0.000	95	114433	20.0	20.8	
37 Isopropyl ether	87	4.660	4.659	0.001	95	57986	20.0	20.8	
38 Tert-butyl ethyl ether	59	5.145	5.133	0.012	99	173240	20.0	20.1	
42 Propionitrile	54	5.358	5.346	0.012	99	70875	200.0	205.4	
43 Ethyl acetate	43	5.417	5.417	0.000	99	115153	40.0	40.6	
45 Methacrylonitrile	41	5.535	5.535	0.000	97	375240	200.0	202.9	
156 Isooctane	57	6.364	6.363	0.001	100	266864	20.0	21.9	
55 Tert-amyl methyl ether	73	6.399	6.399	0.000	98	137662	20.0	20.2	
57 n-Butanol	56	6.884	6.884	0.000	91	39428	500.0	475.8	
59 Ethyl acrylate	55	7.038	7.038	0.000	99	79896	20.0	19.6	
64 Methyl methacrylate	41	7.251	7.251	0.000	94	123080	40.0	41.7	
67 2-Nitropropane	43	7.582	7.570	0.012	98	35571	40.0	37.3	
79 n-Butyl acetate	43	8.777	8.777	0.000	100	102603	20.0	20.4	
111 1-Chlorohexane	91	9.286	9.286	0.000	90	80760	20.0	19.9	
89 Cyclohexanone	55	10.209	10.209	0.000	96	18378	200.0	197.9	
99 Pentachloroethane	167	10.931	10.931	0.000	96	59128	40.0	40.2	
105 1,2,3-Trimethylbenzene	105	11.310	11.310	0.000	98	212813	20.0	19.0	
106 Benzyl chloride	126	11.369	11.381	-0.011	100	17086	20.0	17.9	
110 1,3,5-Trichlorobenzene	180	12.410	12.410	0.000	94	74230	20.0	18.6	
116 2-Methylnaphthalene	142	13.996	13.996	0.000	92	229420	40.0	39.0	
155 1-Methylnaphthalene	142	14.138	14.138	0.000	100	197225	40.0	39.0	

Reagents:

VMRA9W_00321	Amount Added:	2.00	Units: uL
vm150is_00155	Amount Added:	1.00	Units: uL

Report Date: 19-Nov-2019 10:58:31 Chrom Revision: 2.3 09-Oct-2019 11:13:36

Eurofins TestAmerica, Canton

Data File: \\chromna\Canton\ChromData\A3UX18\20191118-93277.b\181421.D

Injection Date:	18-Nov-2019 14:23:30	Instrument ID:	A3UX18	Operator ID:	002808
Lims ID:	ic			Worklist Smp#:	8
Client ID:					
Purge Vol:	5.000 mL	Dil. Factor:	1.0000	ALS Bottle#:	7
Method:	8260_18	Limit Group:	MSV 8260B ICAL		

Column: DB-624 (0.18 mm)

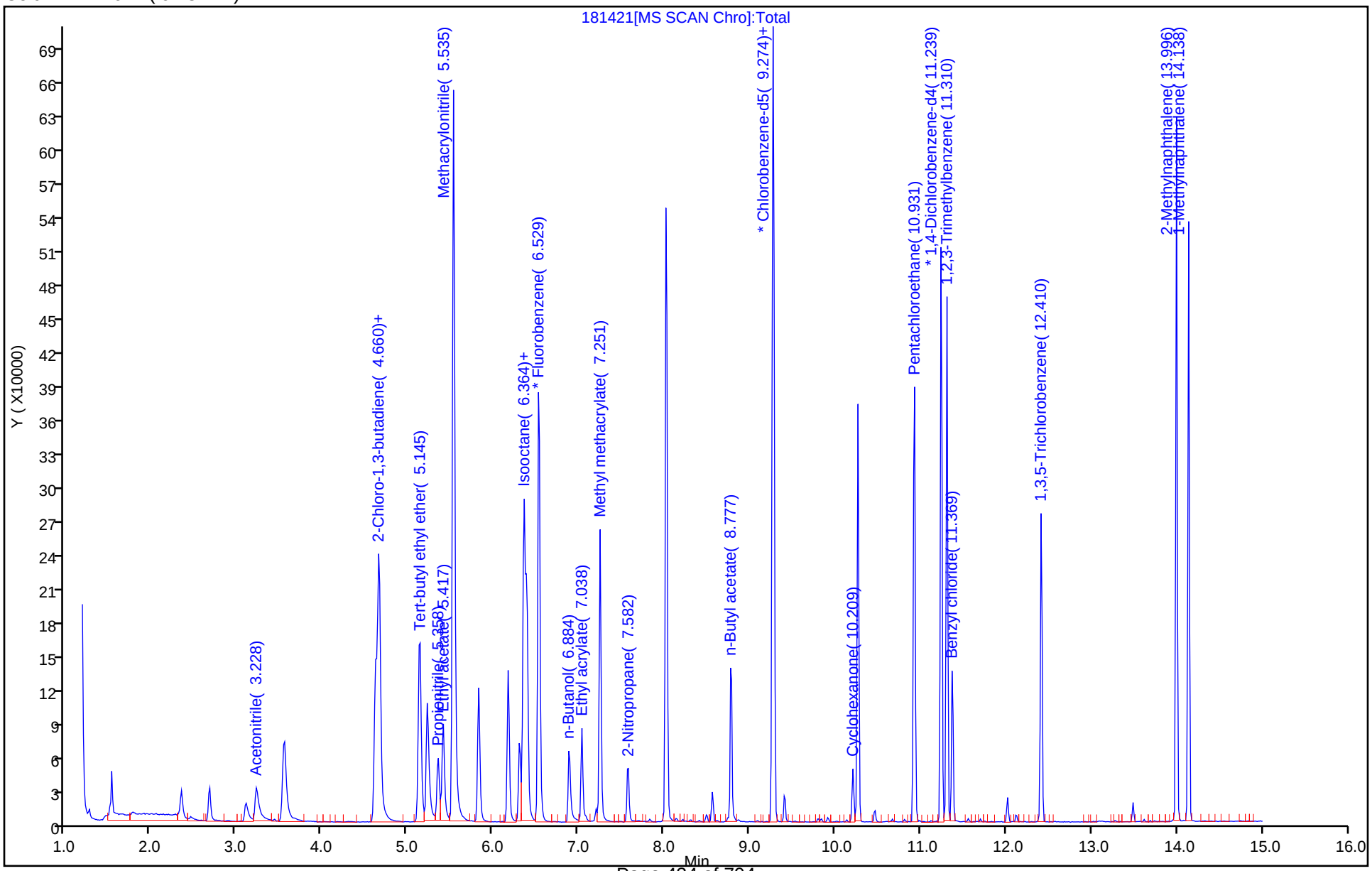

Report Date: 19-Nov-2019 10:58:33 Chrom Revision: 2.3 09-Oct-2019 11:13:36

Eurofins TestAmerica, Canton
Target Compound Quantitation Report

Data File: \\chromna\Canton\ChromData\A3UX18\20191118-93277.b\181422.D
Lims ID: ic
Client ID:
Sample Type: IC Calib Level: 4
Inject. Date: 18-Nov-2019 14:48:30 ALS Bottle#: 8 Worklist Smp#: 9
Purge Vol: 5.000 mL Dil. Factor: 1.0000
Sample Info: ic
Misc. Info.: 240-0093277-009
Operator ID: 002808 Instrument ID: A3UX18
Sublist: chrom-8260_18*sub34

Method: \\chromna\Canton\ChromData\A3UX18\20191118-93277.b\8260_18.m
Limit Group: MSV 8260B ICAL
Last Update: 19-Nov-2019 10:58:32 Calib Date: 18-Nov-2019 16:03:30
Integrator: RTE ID Type: Deconvolution ID
Quant Method: Internal Standard Quant By: Initial Calibration
Last ICal File: \\chromna\Canton\ChromData\A3UX18\20191118-93277.b\181425.D

Column 1 : DB-624 (0.18 mm) Det: MS SCAN
Process Host: CTX0318

First Level Reviewer: macenczaks Date: 18-Nov-2019 15:33:40

Compound	Sig	RT (min.)	Exp RT (min.)	Dlt RT (min.)	Q	Response	Cal Amt ug/l	OnCol Amt ug/l	Flags
* 1 Fluorobenzene	96	6.530	6.529	0.001	99	327223	30.0	30.0	
* 2 Chlorobenzene-d5	117	9.275	9.274	0.001	98	252480	30.0	30.0	
* 3 1,4-Dichlorobenzene-d4	152	11.240	11.239	0.002	94	111598	30.0	30.0	
25 Acetonitrile	41	3.229	3.228	0.001	99	29519	100.0	96.5	
35 2-Chloro-1,3-butadiene	53	4.625	4.624	0.001	95	55148	10.0	10.1	
37 Isopropyl ether	87	4.661	4.659	0.002	95	27533	10.0	10.0	
38 Tert-butyl ethyl ether	59	5.134	5.133	0.001	98	82765	10.0	9.72	
42 Propionitrile	54	5.359	5.346	0.013	98	35519	100.0	104.0	
43 Ethyl acetate	43	5.418	5.417	0.001	99	57806	20.0	20.6	
45 Methacrylonitrile	41	5.536	5.535	0.001	97	190834	100.0	104.3	
156 Isooctane	57	6.365	6.363	0.001	100	128571	10.0	10.6	
55 Tert-amyl methyl ether	73	6.388	6.399	-0.011	97	66837	10.0	9.91	
57 n-Butanol	56	6.885	6.884	0.001	91	19007	250.0	231.4	
59 Ethyl acrylate	55	7.039	7.038	0.001	99	39441	10.0	9.79	
64 Methyl methacrylate	41	7.252	7.251	0.001	93	61368	20.0	21.0	
67 2-Nitropropane	43	7.571	7.570	0.001	98	18607	20.0	19.7	
79 n-Butyl acetate	43	8.778	8.777	0.001	99	49883	10.0	10.0	
111 1-Chlorohexane	91	9.287	9.286	0.001	91	39452	10.0	9.80	
89 Cyclohexanone	55	10.210	10.209	0.001	96	8873	100.0	96.4	
99 Pentachloroethane	167	10.932	10.931	0.001	98	26106	20.0	17.9	
105 1,2,3-Trimethylbenzene	105	11.311	11.310	0.001	99	103704	10.0	9.44	
106 Benzyl chloride	126	11.370	11.381	-0.010	100	7825	10.0	8.79	
110 1,3,5-Trichlorobenzene	180	12.411	12.410	0.001	95	35855	10.0	9.15	
116 2-Methylnaphthalene	142	13.997	13.996	0.001	93	114656	20.0	19.9	
155 1-Methylnaphthalene	142	14.139	14.138	0.001	100	99798	20.0	20.1	

Reagents:

VMRA9W_00321	Amount Added:	1.00	Units: uL
vm150is_00155	Amount Added:	1.00	Units: uL

Report Date: 19-Nov-2019 10:58:33 Chrom Revision: 2.3 09-Oct-2019 11:13:36

Eurofins TestAmerica, Canton

Data File: \\chromna\Canton\ChromData\A3UX18\20191118-93277.b\181422.D

Injection Date:	18-Nov-2019 14:48:30	Instrument ID:	A3UX18	Operator ID:	002808
Lims ID:	ic			Worklist Smp#:	9
Client ID:					
Purge Vol:	5.000 mL	Dil. Factor:	1.0000	ALS Bottle#:	8
Method:	8260_18	Limit Group:	MSV 8260B ICAL		

Column: DB-624 (0.18 mm)

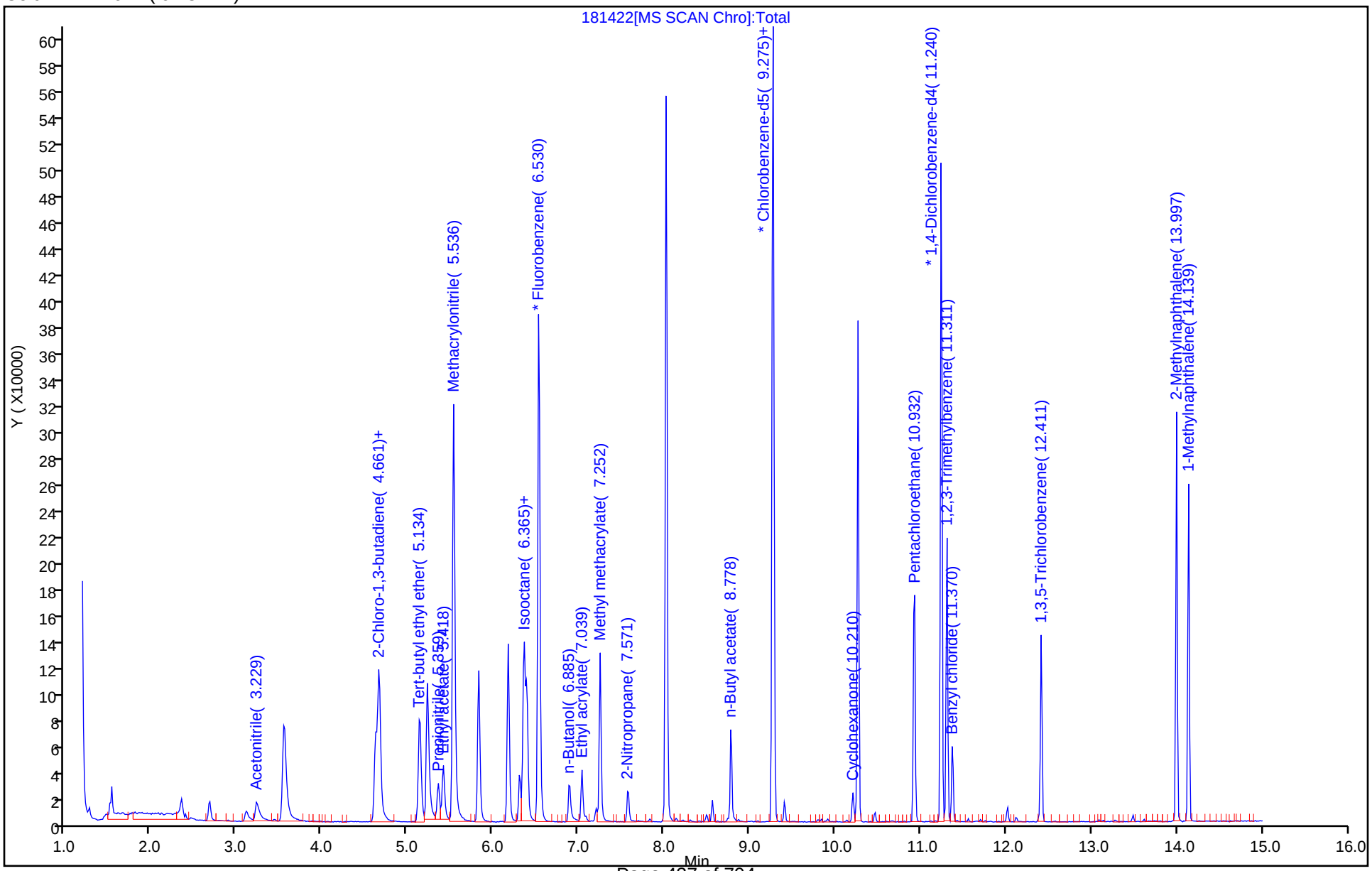

Eurofins TestAmerica, Canton
Target Compound Quantitation Report

Data File: \\chromna\Canton\ChromData\A3UX18\20191118-93277.b\181423.D
Lims ID: ic
Client ID:
Sample Type: IC Calib Level: 3
Inject. Date: 18-Nov-2019 15:13:30 ALS Bottle#: 9 Worklist Smp#: 10
Purge Vol: 5.000 mL Dil. Factor: 1.0000
Sample Info: ic
Misc. Info.: 240-0093277-010
Operator ID: 002808 Instrument ID: A3UX18
Sublist: chrom-8260_18*sub34

Method: \\chromna\Canton\ChromData\A3UX18\20191118-93277.b\8260_18.m
Limit Group: MSV 8260B ICAL
Last Update: 19-Nov-2019 10:58:35 Calib Date: 18-Nov-2019 16:03:30
Integrator: RTE ID Type: Deconvolution ID
Quant Method: Internal Standard Quant By: Initial Calibration
Last ICal File: \\chromna\Canton\ChromData\A3UX18\20191118-93277.b\181425.D

Column 1 : DB-624 (0.18 mm) Det: MS SCAN
Process Host: CTX0318

First Level Reviewer: macenczaks Date: 18-Nov-2019 15:35:49

Compound	Sig	RT (min.)	Exp RT (min.)	Dlt RT (min.)	Q	Response	Cal Amt ug/l	OnCol Amt ug/l	Flags
* 1 Fluorobenzene	96	6.530	6.529	0.001	99	322788	30.0	30.0	
* 2 Chlorobenzene-d5	117	9.275	9.274	0.001	98	248021	30.0	30.0	
* 3 1,4-Dichlorobenzene-d4	152	11.239	11.239	0.001	97	109555	30.0	30.0	
25 Acetonitrile	41	3.240	3.228	0.012	100	16653	50.0	55.2	
35 2-Chloro-1,3-butadiene	53	4.625	4.624	0.001	93	25649	5.00	4.78	
37 Isopropyl ether	87	4.660	4.659	0.001	95	12718	5.00	4.68	
38 Tert-butyl ethyl ether	59	5.146	5.133	0.013	99	38092	5.00	4.53	
42 Propionitrile	54	5.358	5.346	0.012	98	16376	50.0	48.6	
43 Ethyl acetate	43	5.418	5.417	0.001	99	28263	10.0	10.2	
45 Methacrylonitrile	41	5.536	5.535	0.001	96	85736	50.0	47.5	
156 Isooctane	57	6.364	6.363	0.001	99	60582	5.00	5.09	
55 Tert-amyl methyl ether	73	6.400	6.399	0.001	98	31356	5.00	4.71	
57 n-Butanol	56	6.897	6.884	0.013	92	8440	125.0	104.6	
59 Ethyl acrylate	55	7.039	7.038	0.001	99	18349	5.00	4.61	
64 Methyl methacrylate	41	7.252	7.251	0.001	93	27243	10.0	9.47	
67 2-Nitropropane	43	7.583	7.570	0.013	98	8340	10.0	8.95	
79 n-Butyl acetate	43	8.778	8.777	0.001	99	23523	5.00	4.81	
111 1-Chlorohexane	91	9.287	9.286	0.001	89	17819	5.00	4.51	
89 Cyclohexanone	55	10.210	10.209	0.001	94	4005	50.0	44.3	
99 Pentachloroethane	167	10.932	10.931	0.001	96	11314	10.0	7.90	
105 1,2,3-Trimethylbenzene	105	11.310	11.310	0.000	99	46910	5.00	4.35	
106 Benzyl chloride	126	11.370	11.381	-0.010	99	3024	5.00	4.01	
110 1,3,5-Trichlorobenzene	180	12.411	12.410	0.001	95	16257	5.00	4.22	
116 2-Methylnaphthalene	142	13.996	13.996	0.000	92	52012	10.0	9.18	
155 1-Methylnaphthalene	142	14.138	14.138	0.000	99	45703	10.0	9.39	

Reagents:

VMRA9W_00321	Amount Added:	0.50	Units: uL
vm150is_00155	Amount Added:	1.00	Units: uL

Report Date: 19-Nov-2019 10:58:35 Chrom Revision: 2.3 09-Oct-2019 11:13:36

Eurofins TestAmerica, Canton

Data File: \\chromna\Canton\ChromData\A3UX18\20191118-93277.b\181423.D

Injection Date:	18-Nov-2019 15:13:30	Instrument ID:	A3UX18	Operator ID:	002808
Lims ID:	ic			Worklist Smp#:	10
Client ID:					
Purge Vol:	5.000 mL	Dil. Factor:	1.0000	ALS Bottle#:	9
Method:	8260_18	Limit Group:	MSV 8260B ICAL		

Column: DB-624 (0.18 mm)

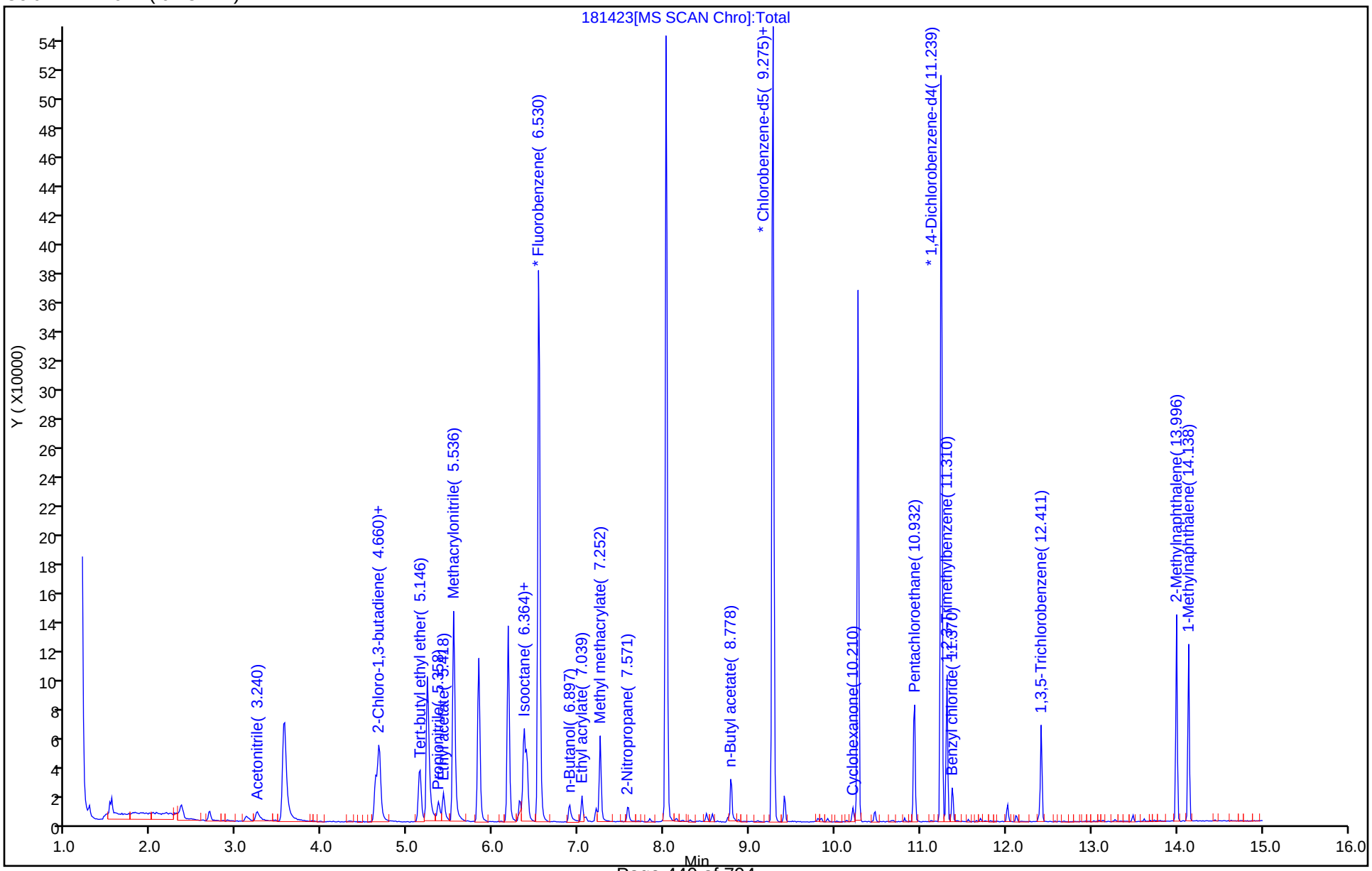

Eurofins TestAmerica, Canton
Target Compound Quantitation Report

Data File: \\chromna\Canton\ChromData\A3UX18\20191118-93277.b\181424.D
Lims ID: ic
Client ID:
Sample Type: IC Calib Level: 2
Inject. Date: 18-Nov-2019 15:38:30 ALS Bottle#: 10 Worklist Smp#: 11
Purge Vol: 5.000 mL Dil. Factor: 1.0000
Sample Info: ic
Misc. Info.: 240-0093277-011
Operator ID: 002808 Instrument ID: A3UX18
Sublist: chrom-8260_18*sub34

Method: \\chromna\Canton\ChromData\A3UX18\20191118-93277.b\8260_18.m
Limit Group: MSV 8260B ICAL
Last Update: 19-Nov-2019 10:58:37 Calib Date: 18-Nov-2019 16:03:30
Integrator: RTE ID Type: Deconvolution ID
Quant Method: Internal Standard Quant By: Initial Calibration
Last ICal File: \\chromna\Canton\ChromData\A3UX18\20191118-93277.b\181425.D

Column 1 : DB-624 (0.18 mm) Det: MS SCAN
Process Host: CTX0318

First Level Reviewer: macenczaks Date: 19-Nov-2019 10:41:27

Compound	Sig	RT (min.)	Exp RT (min.)	Dlt RT (min.)	Q	Response	Cal Amt ug/l	OnCol Amt ug/l	Flags
* 1 Fluorobenzene	96	6.531	6.529	0.002	100	323737	30.0	30.0	
* 2 Chlorobenzene-d5	117	9.276	9.274	0.002	98	244692	30.0	30.0	
* 3 1,4-Dichlorobenzene-d4	152	11.240	11.239	0.002	95	107473	30.0	30.0	
25 Acetonitrile	41	3.241	3.228	0.013	97	7066	20.0	23.4	
35 2-Chloro-1,3-butadiene	53	4.626	4.624	0.002	93	10119	2.00	1.88	
37 Isopropyl ether	87	4.661	4.659	0.002	94	4807	2.00	1.76	
38 Tert-butyl ethyl ether	59	5.135	5.133	0.002	97	14866	2.00	1.76	
42 Propionitrile	54	5.359	5.346	0.013	95	5727	20.0	17.0	
43 Ethyl acetate	43	5.419	5.417	0.002	100	9516	4.00	3.43	
45 Methacrylonitrile	41	5.537	5.535	0.002	96	32052	20.0	17.7	
156 Isooctane	57	6.365	6.363	0.002	100	21435	2.00	1.79	
55 Tert-amyl methyl ether	73	6.389	6.399	-0.010	97	12016	2.00	1.80	
57 n-Butanol	56	6.898	6.884	0.014	95	3133	50.0	39.4	
59 Ethyl acrylate	55	7.040	7.038	0.002	99	7409	2.00	1.86	
64 Methyl methacrylate	41	7.253	7.251	0.002	92	9972	4.00	3.46	
67 2-Nitropropane	43	7.584	7.570	0.014	97	3256	4.00	3.48	
79 n-Butyl acetate	43	8.779	8.777	0.002	98	9005	2.00	1.87	
111 1-Chlorohexane	91	9.288	9.286	0.002	95	7769	2.00	1.99	
89 Cyclohexanone	55	10.211	10.209	0.002	92	1781	20.0	20.0	
99 Pentachloroethane	167	10.933	10.931	0.002	93	4689	4.00	3.32	
105 1,2,3-Trimethylbenzene	105	11.311	11.310	0.001	98	20797	2.00	1.97	
106 Benzyl chloride	126	11.370	11.381	-0.010	99	1269	2.00	2.21	
110 1,3,5-Trichlorobenzene	180	12.412	12.410	0.002	97	8044	2.00	2.13	
116 2-Methylnaphthalene	142	13.997	13.996	0.001	93	25064	4.00	4.51	
155 1-Methylnaphthalene	142	14.139	14.138	0.001	99	21982	4.00	4.60	

Reagents:

VMRA9W_00321	Amount Added:	0.20	Units: uL
vm150is_00155	Amount Added:	1.00	Units: uL

Report Date: 19-Nov-2019 10:58:37 Chrom Revision: 2.3 09-Oct-2019 11:13:36

Eurofins TestAmerica, Canton

Data File: \\chromna\Canton\ChromData\A3UX18\20191118-93277.b\181424.D

Injection Date:	18-Nov-2019 15:38:30	Instrument ID:	A3UX18	Operator ID:	002808
Lims ID:	ic			Worklist Smp#:	11
Client ID:					
Purge Vol:	5.000 mL	Dil. Factor:	1.0000	ALS Bottle#:	10
Method:	8260_18	Limit Group:	MSV 8260B ICAL		

Column: DB-624 (0.18 mm)

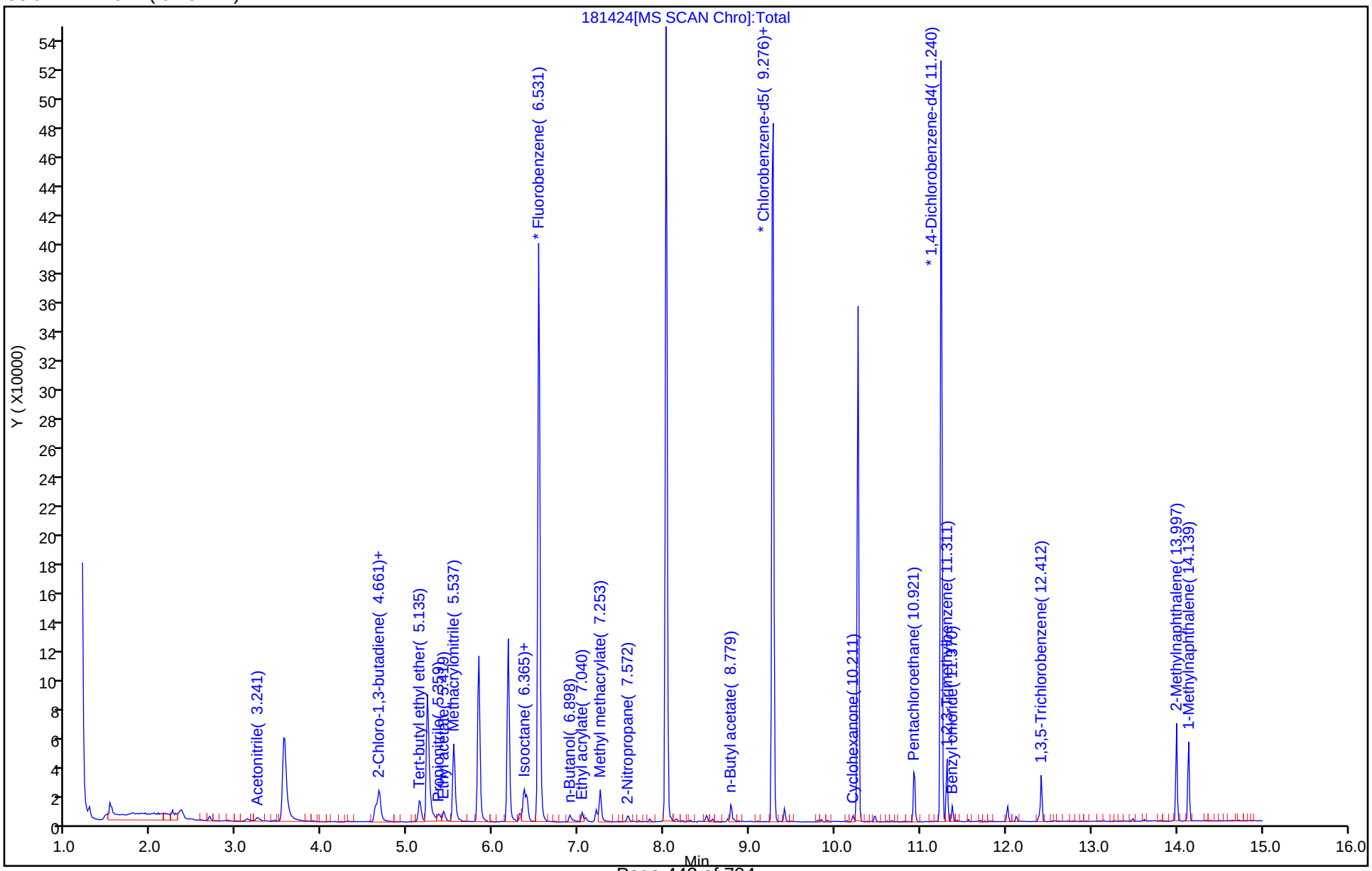

Eurofins TestAmerica, Canton
Target Compound Quantitation Report

Data File: \\chromna\Canton\ChromData\A3UX18\20191118-93277.b\181425.D
Lims ID: ic
Client ID:
Sample Type: IC Calib Level: 1
Inject. Date: 18-Nov-2019 16:03:30 ALS Bottle#: 11 Worklist Smp#: 12
Purge Vol: 5.000 mL Dil. Factor: 1.0000
Sample Info: ic
Misc. Info.: 240-0093277-012
Operator ID: 002808 Instrument ID: A3UX18
Sublist: chrom-8260_18*sub34

Method: \\chromna\Canton\ChromData\A3UX18\20191118-93277.b\8260_18.m
Limit Group: MSV 8260B ICAL
Last Update: 19-Nov-2019 10:58:39 Calib Date: 18-Nov-2019 16:03:30
Integrator: RTE ID Type: Deconvolution ID
Quant Method: Internal Standard Quant By: Initial Calibration
Last ICal File: \\chromna\Canton\ChromData\A3UX18\20191118-93277.b\181425.D

Column 1 : DB-624 (0.18 mm) Det: MS SCAN
Process Host: CTX0318

First Level Reviewer: macenczaks Date: 19-Nov-2019 10:46:51

Compound	Sig	RT (min.)	Exp RT (min.)	Dlt RT (min.)	Q	Response	Cal Amt ug/l	OnCol Amt ug/l	Flags
* 1 Fluorobenzene	96	6.532	6.529	0.003	99	318707	30.0	30.0	
* 2 Chlorobenzene-d5	117	9.265	9.274	-0.009	98	242686	30.0	30.0	
* 3 1,4-Dichlorobenzene-d4	152	11.241	11.239	0.003	95	104540	30.0	30.0	
25 Acetonitrile	41	3.242	3.228	0.014	98	2815	10.0	9.45	
35 2-Chloro-1,3-butadiene	53	4.627	4.624	0.003	94	4789	1.00	0.9043	
37 Isopropyl ether	87	4.662	4.659	0.003	97	2651	1.00	0.9880	
38 Tert-butyl ethyl ether	59	5.136	5.133	0.003	98	8008	1.00	0.9651	
42 Propionitrile	54	5.361	5.346	0.015	94	3394	10.0	10.2	
43 Ethyl acetate	43	5.420	5.417	0.003	99	7337	2.00	2.68	
45 Methacrylonitrile	41	5.538	5.535	0.003	95	21811	10.0	12.2	
156 Isooctane	57	6.366	6.363	0.003	98	8541	1.00	0.7263	
55 Tert-amyl methyl ether	73	6.390	6.399	-0.009	95	6498	1.00	0.9889	
57 n-Butanol	56	6.899	6.884	0.015	93	2490	25.0	31.5	
59 Ethyl acrylate	55	7.041	7.038	0.003	96	4819	1.00	1.23	
64 Methyl methacrylate	41	7.254	7.251	0.003	92	7757	2.00	2.73	
67 2-Nitropropane	43	7.573	7.570	0.003	91	2337	2.00	2.54	
79 n-Butyl acetate	43	8.780	8.777	0.003	99	7087	1.00	1.48	
111 1-Chlorohexane	91	9.289	9.286	0.003	90	3999	1.00	1.03	
89 Cyclohexanone	55	10.212	10.209	0.003	94	1738	10.0	19.6	
99 Pentachloroethane	167	10.934	10.931	0.003	91	2820	2.00	2.01	
105 1,2,3-Trimethylbenzene	105	11.312	11.310	0.002	97	12525	1.00	1.22	
106 Benzyl chloride	126	11.372	11.381	-0.008	99	850	1.00	1.78	
110 1,3,5-Trichlorobenzene	180	12.413	12.410	0.003	94	4689	1.00	1.28	
116 2-Methylnaphthalene	142	13.998	13.996	0.002	90	16652	2.00	3.08	
155 1-Methylnaphthalene	142	14.140	14.138	0.002	99	15098	2.00	3.25	

Reagents:

VMRA9W_00321	Amount Added:	0.10	Units: uL
vm150is_00155	Amount Added:	1.00	Units: uL

Report Date: 19-Nov-2019 10:58:39 Chrom Revision: 2.3 09-Oct-2019 11:13:36

Eurofins TestAmerica, Canton

Data File: \\chromna\Canton\ChromData\A3UX18\20191118-93277.b\181425.D

Injection Date:	18-Nov-2019 16:03:30	Instrument ID:	A3UX18	Operator ID:	002808
Lims ID:	ic			Worklist Smp#:	12
Client ID:					
Purge Vol:	5.000 mL	Dil. Factor:	1.0000	ALS Bottle#:	11
Method:	8260_18	Limit Group:	MSV 8260B ICAL		

Column: DB-624 (0.18 mm)

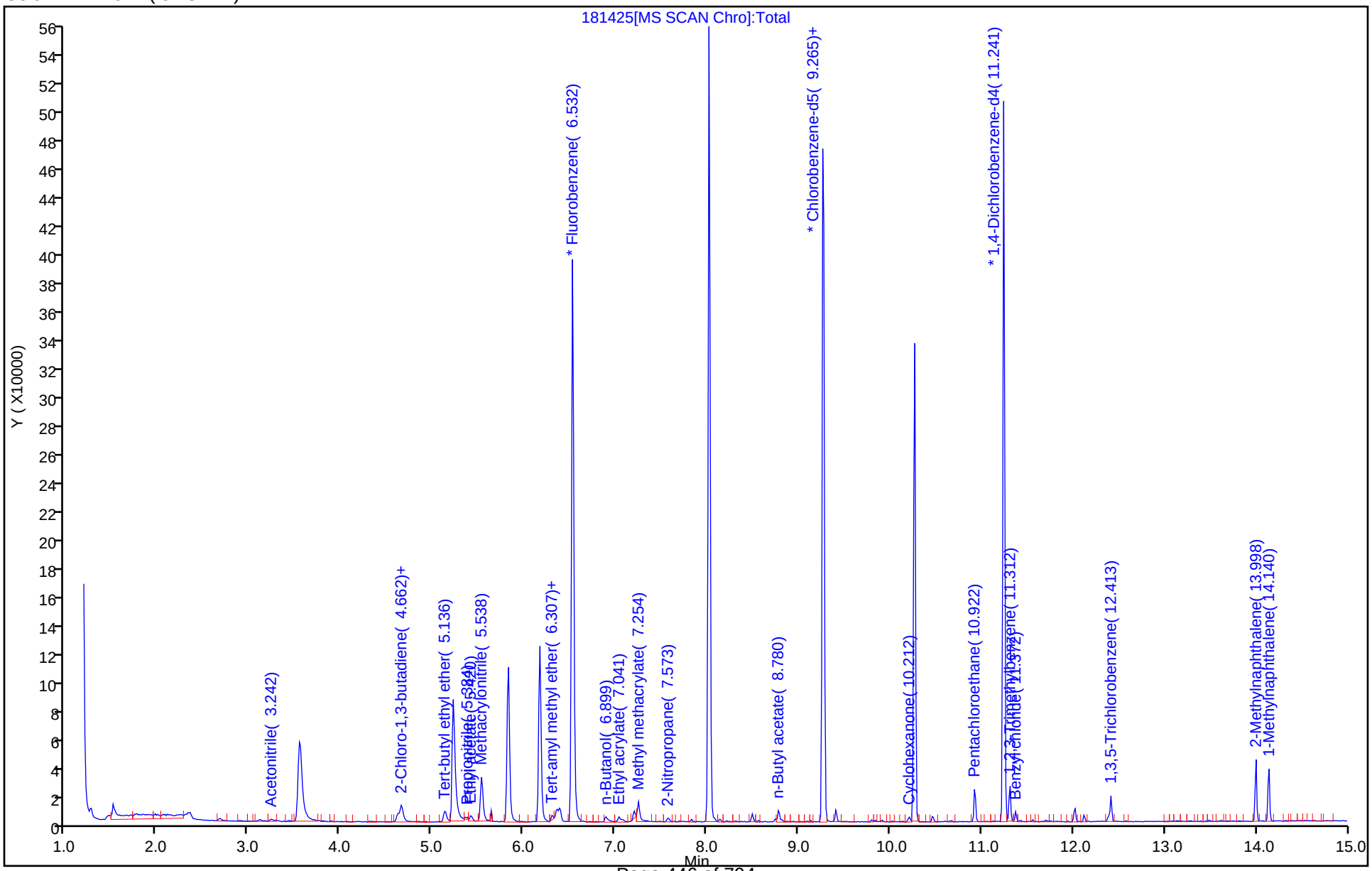

FORM VI
GC/MS VOA BY INTERNAL STANDARD - INITIAL CALIBRATION DATA
CURVE EVALUATION

Lab Name: Eurofins TestAmerica, Canton Job No.: 240-123986-1 Analy Batch No.: 396344

SDG No.:

Instrument ID: A3UX8 GC Column: DB-624 ID: 0.18(mm) Heated Purge: (Y/N) Y

Calibration Start Date: 08/16/2019 07:03 Calibration End Date: 08/16/2019 09:57 Calibration ID: 52785

Calibration Files:

LEVEL:	LAB SAMPLE ID:	LAB FILE ID:
Level 1	STDA9 240-396344/11	UX85981.D
Level 2	STDA9 240-396344/10	UX85980.D
Level 3	STDA9 240-396344/9	UX85979.D
Level 4	STDA9 240-396344/8	UX85978.D
Level 5	STDA9 240-396344/7	UX85977.D
Level 6	STDA9 240-396344/6	UX85976.D
Level 7	STDA9 240-396344/5	UX85975.D
Level 8	STDA9 240-396344/4	UX85974.D
Level 9	STDA9 240-396344/3	UX85973.D

ANALYTE	RRF					CURVE TYPE	COEFFICIENT			#	MIN RRF	%RSD	#	MAX %RSD	R^2 OR COD	#	MIN R^2 OR COD
	LVL 1 LVL 6	LVL 2 LVL 7	LVL 3 LVL 8	LVL 4 LVL 9	LVL 5		B	M1	M2								
Acetonitrile	0.0284 0.0222	0.0247 0.0199	0.0260 0.0204	0.0245 0.0178	0.0247	Ave		0.0232				14.5		15.0			
Diisopropyl ether	0.2594 0.2547	0.2380 0.2409	0.2927 0.2303	0.2639 0.2185	0.2626	Ave		0.2512				8.8		15.0			
2-Chloro-1,3-butadiene	0.4932 0.4962	0.4464 0.4717	0.5410 0.4717	0.5317 0.4515	0.5027	Ave		0.4896				6.7		15.0			
Ethyl tert-butyl ether	0.6546 0.7228	0.6785 0.6750	0.8174 0.6621	0.7779 0.6136	0.7618	Ave		0.7071				9.5		15.0			
Ethyl acetate	+++++ 0.1421	0.1705 0.1399	0.1914 0.1361	0.1628 0.1252	0.1621	Ave		0.1538				14.1		15.0			
Propionitrile	0.0292 0.0224	0.0239 0.0211	0.0268 0.0210	0.0253 0.0185	0.0249	Ave		0.0237				13.9		15.0			
Methacrylonitrile	0.1184 0.1039	0.1091 0.1000	0.1284 0.0981	0.1131 0.0887	0.1128	Ave		0.1081				11.0		15.0			
Tert-amyl methyl ether	0.5088 0.5719	0.4841 0.5380	0.5935 0.5350	0.5827 0.4829	0.5927	Ave		0.5433				8.2		15.0			
n-Butanol	0.0034 0.0041	0.0032 0.0038	0.0048 0.0039	0.0043 0.0035	0.0043	Ave		0.0039				12.8		15.0			
Ethyl acrylate	0.1852 0.1744	0.1646 0.1818	0.2204 0.1730	0.1861 0.1634	0.1922	Ave		0.1823				9.5		15.0			
Methyl methacrylate	0.1390 0.1345	0.1285 0.1344	0.1592 0.1277	0.1445 0.1205	0.1453	Ave		0.1371				8.4		15.0			
2-Nitropropane	+++++ 0.0191	+++++ 0.0215	0.0235 0.0236	0.0185 0.0229	0.0196	Ave		0.0212				10.2		15.0			
n-Butyl acetate	+++++ 0.3466	0.3963 0.3294	0.3965 0.3257	0.3854 0.2893	0.3826	Ave		0.3565				11.1		15.0			

Note: The M1 coefficient is the same as Ave RRF for an Ave curve type.

FORM VI
GC/MS VOA BY INTERNAL STANDARD - INITIAL CALIBRATION DATA
CURVE EVALUATION

Lab Name: Eurofins TestAmerica, Canton Job No.: 240-123986-1 Analy Batch No.: 396344

SDG No.:

Instrument ID: A3UX8 GC Column: DB-624 ID: 0.18(mm) Heated Purge: (Y/N) Y

Calibration Start Date: 08/16/2019 07:03 Calibration End Date: 08/16/2019 09:57 Calibration ID: 52785

ANALYTE	RRF					CURVE TYPE	COEFFICIENT			#	MIN RRF	%RSD	#	MAX %RSD	R^2 OR COD	#	MIN R^2 OR COD
	LVL 1 LVL 6	LVL 2 LVL 7	LVL 3 LVL 8	LVL 4 LVL 9	LVL 5		B	M1	M2								
1-Chlorohexane	0.4952 0.5249	0.4839 0.5126	0.6131 0.5029	0.5616 0.5007	0.5217	Ave		0.5241				7.7		15.0			
Cyclohexanone	+++++ 0.0068	+++++ 0.0064	0.0079 0.0072	0.0077 0.0059	0.0077	Ave		0.0071				10.9		15.0			
Pentachloroethane	0.3833 0.4522	0.3805 0.4138	0.4620 0.4808	0.4248 0.4526	0.4318	Ave		0.4313				8.0		15.0			
1,2,3-Trimethylbenzene	2.9859 3.1603	2.6871 3.0184	3.4827 3.0784	3.2361 2.8518	3.2032	Ave		3.0782				7.5		15.0			
Benzyl chloride	+++++ 0.1467	0.0616 0.1697	0.1168 0.1986	0.1225 0.1869	0.1382	Lin1	-0.392	0.1861							0.9930		0.9900
1,3,5-Trichlorobenzene	1.6704 1.3712	1.4223 1.2367	1.7042 1.2658	1.4973 1.1485	1.3843	Ave		1.4112				13.3		15.0			
2-Methylnaphthalene	1.6691 1.2853	1.4263 1.1829	1.3675 1.2687	1.2901 +++++	1.3435	Lin1	0.9107	1.2469							0.9990		0.9900

Note: The M1 coefficient is the same as Ave RRF for an Ave curve type.

FORM VI
GC/MS VOA BY INTERNAL STANDARD - INITIAL CALIBRATION DATA
RESPONSE AND CONCENTRATION

Lab Name: Eurofins TestAmerica, Canton Job No.: 240-123986-1 Analy Batch No.: 396344

SDG No.:

Instrument ID: A3UX8 GC Column: DB-624 ID: 0.18(mm) Heated Purge: (Y/N) Y

Calibration Start Date: 08/16/2019 07:03 Calibration End Date: 08/16/2019 09:57 Calibration ID: 52785

Calibration Files:

LEVEL:	LAB SAMPLE ID:	LAB FILE ID:
Level 1	STDA9 240-396344/11	UX85981.D
Level 2	STDA9 240-396344/10	UX85980.D
Level 3	STDA9 240-396344/9	UX85979.D
Level 4	STDA9 240-396344/8	UX85978.D
Level 5	STDA9 240-396344/7	UX85977.D
Level 6	STDA9 240-396344/6	UX85976.D
Level 7	STDA9 240-396344/5	UX85975.D
Level 8	STDA9 240-396344/4	UX85974.D
Level 9	STDA9 240-396344/3	UX85973.D

ANALYTE	IS REF	CURVE TYPE	RESPONSE					CONCENTRATION (UG/L)				
			LVL 1 LVL 6	LVL 2 LVL 7	LVL 3 LVL 8	LVL 4 LVL 9	LVL 5	LVL 1 LVL 6	LVL 2 LVL 7	LVL 3 LVL 8	LVL 4 LVL 9	LVL 5
Acetonitrile	FB	Ave	5923 230890	10005 445157	29329 876159	49266 1062244	99985	10.0 500	20.0 1000	50.0 2000	100 2500	200
Diisopropyl ether	FB	Ave	5407 264829	9635 539061	32984 987876	53060 1302429	106271	1.00 50.0	2.00 100	5.00 200	10.0 250	20.0
2-Chloro-1,3-butadiene	FB	Ave	10282 515958	18074 1055431	60971 2023321	106901 2691929	203437	1.00 50.0	2.00 100	5.00 200	10.0 250	20.0
Ethyl tert-butyl ether	FB	Ave	13645 751539	27470 1510413	92122 2840060	156404 3657826	308326	1.00 50.0	2.00 100	5.00 200	10.0 250	20.0
Ethyl acetate	FB	Ave	+++++ 295613	13807 626258	43153 1167896	65474 1492327	131234	+++++ 100	4.00 200	10.0 400	20.0 500	40.0
Propionitrile	FB	Ave	6084 232400	9694 471760	30215 901015	50784 1105599	100823	10.0 500	20.0 1000	50.0 2000	100 2500	200
Methacrylonitrile	FB	Ave	24690 1080726	44191 2238527	144663 4209588	227375 5288084	456507	10.0 500	20.0 1000	50.0 2000	100 2500	200
Tert-amyl methyl ether	FB	Ave	10607 594624	19599 1203795	66888 2294770	117163 2878821	239857	1.00 50.0	2.00 100	5.00 200	10.0 250	20.0
n-Butanol	FB	Ave	1779 105456	3261 215235	13475 418028	21556 517900	43740	25.0 1250	50.0 2500	125 5000	250 6250	500
Ethyl acrylate	FB	Ave	3861 181347	6665 406753	24837 741907	37421 974411	77799	1.00 50.0	2.00 100	5.00 200	10.0 250	20.0
Methyl methacrylate	FB	Ave	5794 279677	10406 601615	35886 1095401	58109 1436812	117641	2.00 100	4.00 200	10.0 400	20.0 500	40.0
2-Nitropropane	FB	Ave	+++++ 39689	+++++ 96336	5289 202220	7451 273285	15837	+++++ 100	+++++ 200	10.0 400	20.0 500	40.0
n-Butyl acetate	CBNZ d5	Ave	+++++ 247020	11092 521936	31107 935592	53734 1184366	106097	+++++ 50.0	2.00 100	5.00 200	10.0 250	20.0
1-Chlorohexane	CBNZ d5	Ave	7118 374127	13544 812086	48099 1444360	78308 2049813	144684	1.00 50.0	2.00 100	5.00 200	10.0 250	20.0

FORM VI
GC/MS VOA BY INTERNAL STANDARD - INITIAL CALIBRATION DATA
RESPONSE AND CONCENTRATION

Lab Name: Eurofins TestAmerica, Canton Job No.: 240-123986-1 Analy Batch No.: 396344

SDG No.:

Instrument ID: A3UX8 GC Column: DB-624 ID: 0.18(mm) Heated Purge: (Y/N) Y

Calibration Start Date: 08/16/2019 07:03 Calibration End Date: 08/16/2019 09:57 Calibration ID: 52785

ANALYTE	IS REF	CURVE TYPE	RESPONSE					CONCENTRATION (UG/L)				
			LVL 1 LVL 6	LVL 2 LVL 7	LVL 3 LVL 8	LVL 4 LVL 9	LVL 5	LVL 1 LVL 6	LVL 2 LVL 7	LVL 3 LVL 8	LVL 4 LVL 9	LVL 5
Cyclohexanone	CBNZ d5	Ave	+++++ 48773	+++++ 100924	6230 207162	10773 239650	21298	+++++ 500	+++++ 1000	50.0 2000	100 2500	200
Pentachloroethane	DCBd 4	Ave	5915 338207	11310 671728	36966 1408866	64140 1880712	130183	2.00 100	4.00 200	10.0 400	20.0 500	40.0
1,2,3-Trimethylbenzene	DCBd 4	Ave	23039 1181771	39932 2449873	139337 4510681	244284 5924833	482885	1.00 50.0	2.00 100	5.00 200	10.0 250	20.0
Benzyl chloride	DCBd 4	Lin1	+++++ 54844	916 137720	4674 290935	9244 388282	20835	+++++ 50.0	2.00 100	5.00 200	10.0 250	20.0
1,3,5-Trichlorobenzene	DCBd 4	Ave	12889 512756	21137 1003750	68180 1854683	113031 2386140	208684	1.00 50.0	2.00 100	5.00 200	10.0 250	20.0
2-Methylnaphthalene	DCBd 4	Lin1	25757 961290	42391 1920227	109422 3718008	194776 +++++	405053	2.00 100	4.00 200	10.0 400	20.0 +++++	40.0

Curve Type Legend:

Ave = Average ISTD
Lin1 = Linear 1/conc ISTD

Eurofins TestAmerica, Canton
Target Compound Quantitation Report

Data File: \\chromna\Canton\ChromData\A3UX8\20190816-90171.b\UX85973.D
Lims ID: STDA9 L9
Client ID:
Sample Type: IC Calib Level: 9
Inject. Date: 16-Aug-2019 07:03:30 ALS Bottle#: 2 Worklist Smp#: 3
Purge Vol: 5.000 mL Dil. Factor: 1.0000
Sample Info: 240-0090171-003
Operator ID: 402279 Instrument ID: A3UX8
Sublist: chrom-8260_8*sub69

Method: \\chromna\Canton\ChromData\A3UX8\20190816-90171.b\8260_8.m
Limit Group: MSV 8260B ICAL
Last Update: 17-Aug-2019 04:52:22 Calib Date: 16-Aug-2019 09:57:30
Integrator: RTE ID Type: Deconvolution ID
Quant Method: Internal Standard Quant By: Initial Calibration
Last ICal File: \\chromna\Canton\ChromData\A3UX8\20190816-90171.b\UX85981.D

Column 1 : DB-624 (0.18 mm) Det: MS SCAN
Process Host: CTX0337

First Level Reviewer: latat Date: 16-Aug-2019 08:01:24

Compound	Sig	RT (min.)	Exp RT (min.)	Dlt RT (min.)	Q	Response	Cal Amt ug/l	OnCol Amt ug/l	Flags
* 1 Fluorobenzene	96	5.075	5.076	-0.001	99	1192339	50.0	50.0	
* 2 Chlorobenzene-d5	117	7.595	7.596	-0.001	95	818759	50.0	50.0	
* 3 1,4-Dichlorobenzene-d4	152	9.784	9.785	-0.001	98	415510	50.0	50.0	
25 Acetonitrile	41	3.122	3.124	-0.002	99	1062244	2500.0	1921.0	
36 Isopropyl ether	87	3.820	3.822	-0.002	96	1302429	250.0	217.4	
37 2-Chloro-1,3-butadiene	53	3.844	3.845	-0.001	90	2691929	250.0	230.6	
38 Tert-butyl ethyl ether	59	4.093	4.094	-0.001	97	3657826	250.0	216.9	
43 Propionitrile	54	4.246	4.248	-0.002	100	1105599	2500.0	1958.2	
42 Ethyl acetate	43	4.246	4.248	-0.002	99	1492327	500.0	406.9	
44 Methacrylonitrile	41	4.365	4.366	-0.001	94	5288084	2500.0	2051.9	
55 Tert-amyl methyl ether	73	4.956	4.946	0.010	97	2878821	250.0	222.2	
57 n-Butanol	56	5.264	5.265	-0.001	89	517900	6250.0	5536.1	
59 Ethyl acrylate	55	5.418	5.419	-0.001	99	974411	250.0	224.1	
62 Methyl methacrylate	41	5.607	5.608	-0.001	96	1436812	500.0	439.6	
66 2-Nitropropane	41	5.915	5.916	-0.001	96	273285	500.0	539.6	
77 n-Butyl acetate	43	7.027	7.028	-0.001	99	1184366	250.0	202.9	
81 1-Chlorohexane	91	7.583	7.585	-0.001	98	2049813	250.0	238.9	
91 Cyclohexanone	55	8.613	8.614	-0.001	92	239650	2500.0	2064.3	
101 Pentachloroethane	167	9.417	9.419	-0.002	0	1880712	500.0	524.7	
107 1,2,3-Trimethylbenzene	105	9.855	9.856	-0.001	97	5924833	250.0	231.6	
108 Benzyl chloride	126	9.926	9.927	-0.001	99	388282	250.0	253.1	
112 1,3,5-Trichlorobenzene	180	11.157	11.146	0.011	98	2386140	250.0	203.5	
117 2-Methylnaphthalene	142	13.298	13.300	-0.002	94	4199820	500.0	404.6	

Reagents:

VMRA9W_00309	Amount Added:	25.00	Units: uL	
vmDist_H2o_00147	Amount Added:	0.00	Units:	Run Reagent
vm40ml_vials_00013	Amount Added:	0.00	Units:	Run Reagent
VM568718_00014	Amount Added:	1.00	Units: uL	Run Reagent

Report Date: 17-Aug-2019 04:52:22 Chrom Revision: 2.3 15-Jul-2019 06:58:08

Eurofins TestAmerica, Canton

Data File: \\chromna\Canton\ChromData\A3UX8\20190816-90171.b\UX85973.D

Injection Date:	16-Aug-2019 07:03:30	Instrument ID:	A3UX8	Operator ID:	402279
Lims ID:	STDA9 L9			Worklist Smp#:	3
Client ID:					
Purge Vol:	5.000 mL	Dil. Factor:	1.0000	ALS Bottle#:	2
Method:	8260_8	Limit Group:	MSV 8260B ICAL		

Column: DB-624 (0.18 mm)

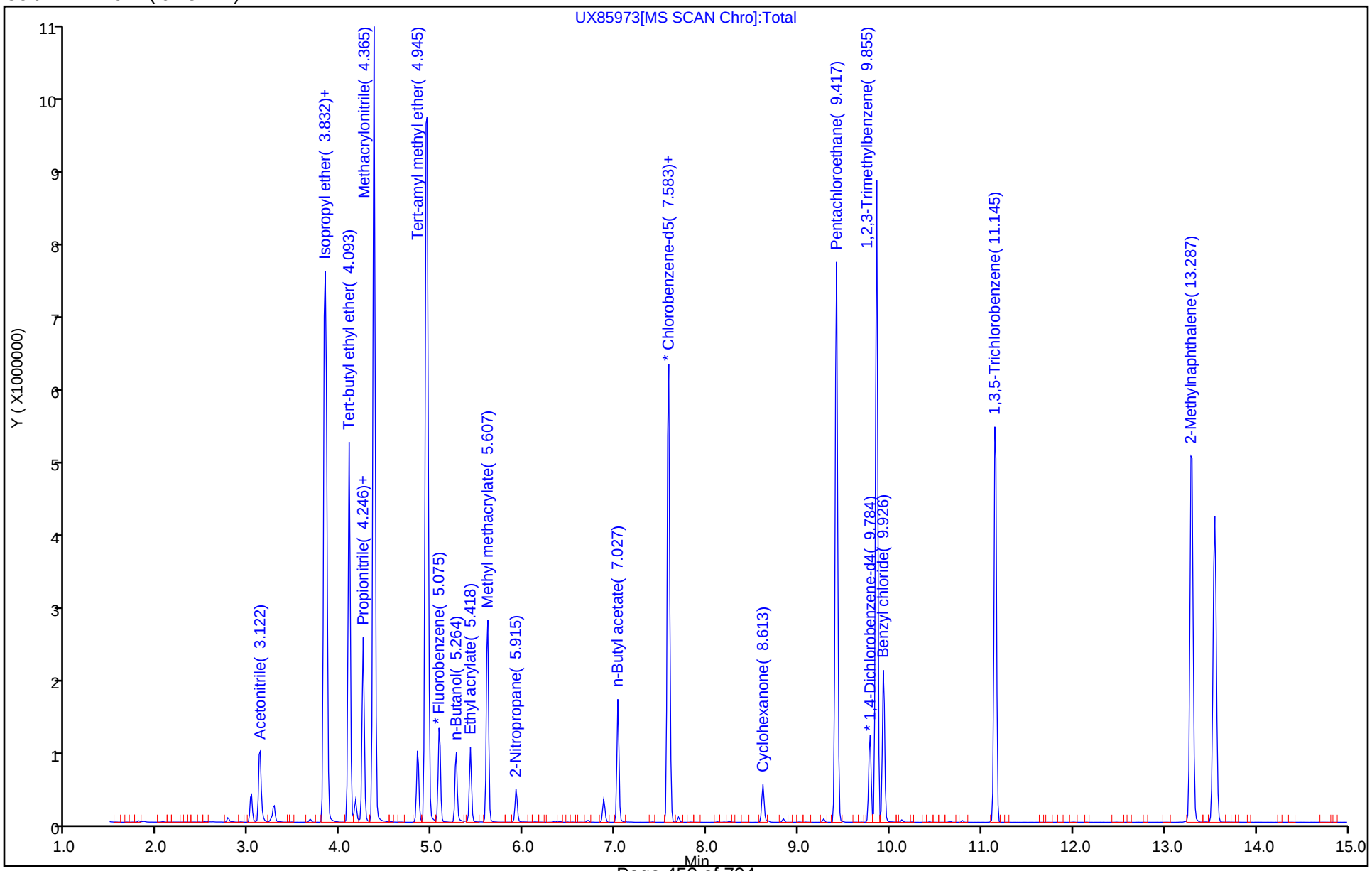

Eurofins TestAmerica, Canton
Target Compound Quantitation Report

Data File: \\chromna\Canton\ChromData\A3UX8\20190816-90171.b\UX85974.D
Lims ID: STDA9 L8
Client ID:
Sample Type: IC Calib Level: 8
Inject. Date: 16-Aug-2019 07:25:30 ALS Bottle#: 3 Worklist Smp#: 4
Purge Vol: 5.000 mL Dil. Factor: 1.0000
Sample Info: 240-0090171-004
Operator ID: 402279 Instrument ID: A3UX8
Sublist: chrom-8260_8*sub69

Method: \\chromna\Canton\ChromData\A3UX8\20190816-90171.b\8260_8.m
Limit Group: MSV 8260B ICAL
Last Update: 17-Aug-2019 04:52:24 Calib Date: 16-Aug-2019 09:57:30
Integrator: RTE ID Type: Deconvolution ID
Quant Method: Internal Standard Quant By: Initial Calibration
Last ICal File: \\chromna\Canton\ChromData\A3UX8\20190816-90171.b\UX85981.D

Column 1 : DB-624 (0.18 mm) Det: MS SCAN
Process Host: CTX0337

First Level Reviewer: latat Date: 16-Aug-2019 08:13:37

Compound	Sig	RT (min.)	Exp RT (min.)	Dlt RT (min.)	Q	Response	Cal Amt ug/l	OnCol Amt ug/l	Flags
* 1 Fluorobenzene	96	5.076	5.076	0.000	99	1072385	50.0	50.0	
* 2 Chlorobenzene-d5	117	7.597	7.596	0.001	95	718073	50.0	50.0	
* 3 1,4-Dichlorobenzene-d4	152	9.786	9.785	0.001	98	366317	50.0	50.0	
25 Acetonitrile	41	3.124	3.124	0.000	99	876159	2000.0	1761.7	
36 Isopropyl ether	87	3.822	3.822	0.000	96	987876	200.0	183.4	
37 2-Chloro-1,3-butadiene	53	3.846	3.845	0.001	90	2023321	200.0	192.7	
38 Tert-butyl ethyl ether	59	4.094	4.094	0.000	97	2840060	200.0	187.3	
43 Propionitrile	54	4.248	4.248	0.000	84	901015	2000.0	1774.3	
42 Ethyl acetate	43	4.248	4.248	0.000	99	1167896	400.0	354.1	
44 Methacrylonitrile	41	4.366	4.366	0.000	93	4209588	2000.0	1816.1	
55 Tert-amyl methyl ether	73	4.958	4.946	0.012	97	2294770	200.0	196.9	
57 n-Butanol	56	5.265	5.265	0.000	89	418028	5000.0	4968.4	
59 Ethyl acrylate	55	5.419	5.419	0.000	99	741907	200.0	189.7	
62 Methyl methacrylate	41	5.609	5.608	0.001	96	1095401	400.0	372.6	
66 2-Nitropropane	41	5.916	5.916	0.000	96	202220	400.0	444.0	
77 n-Butyl acetate	43	7.029	7.028	0.001	99	935592	200.0	182.8	
81 1-Chlorohexane	91	7.585	7.585	0.001	98	1444360	200.0	191.9	
91 Cyclohexanone	55	8.614	8.614	0.000	92	207162	2000.0	2034.7	
101 Pentachloroethane	167	9.419	9.419	0.000	0	1408866	400.0	445.8	
107 1,2,3-Trimethylbenzene	105	9.857	9.856	0.001	97	4510681	200.0	200.0	
108 Benzyl chloride	126	9.928	9.927	0.001	99	290935	200.0	215.5	
112 1,3,5-Trichlorobenzene	180	11.146	11.146	0.000	98	1854683	200.0	179.4	
117 2-Methylnaphthalene	142	13.288	13.300	-0.012	94	3718008	400.0	406.3	

Reagents:

VMRA9W_00309	Amount Added:	20.00	Units: uL	
vmDist_H2o_00147	Amount Added:	0.00	Units:	Run Reagent
vm40ml_vials_00013	Amount Added:	0.00	Units:	Run Reagent
VM568718_00014	Amount Added:	1.00	Units: uL	Run Reagent

Report Date: 17-Aug-2019 04:52:24 Chrom Revision: 2.3 15-Jul-2019 06:58:08

Eurofins TestAmerica, Canton

Data File: \\chromna\Canton\ChromData\A3UX8\20190816-90171.b\UX85974.D

Injection Date:	16-Aug-2019 07:25:30	Instrument ID:	A3UX8	Operator ID:	402279
Lims ID:	STDA9 L8			Worklist Smp#:	4
Client ID:					
Purge Vol:	5.000 mL	Dil. Factor:	1.0000	ALS Bottle#:	3
Method:	8260_8	Limit Group:	MSV 8260B ICAL		

Column: DB-624 (0.18 mm)

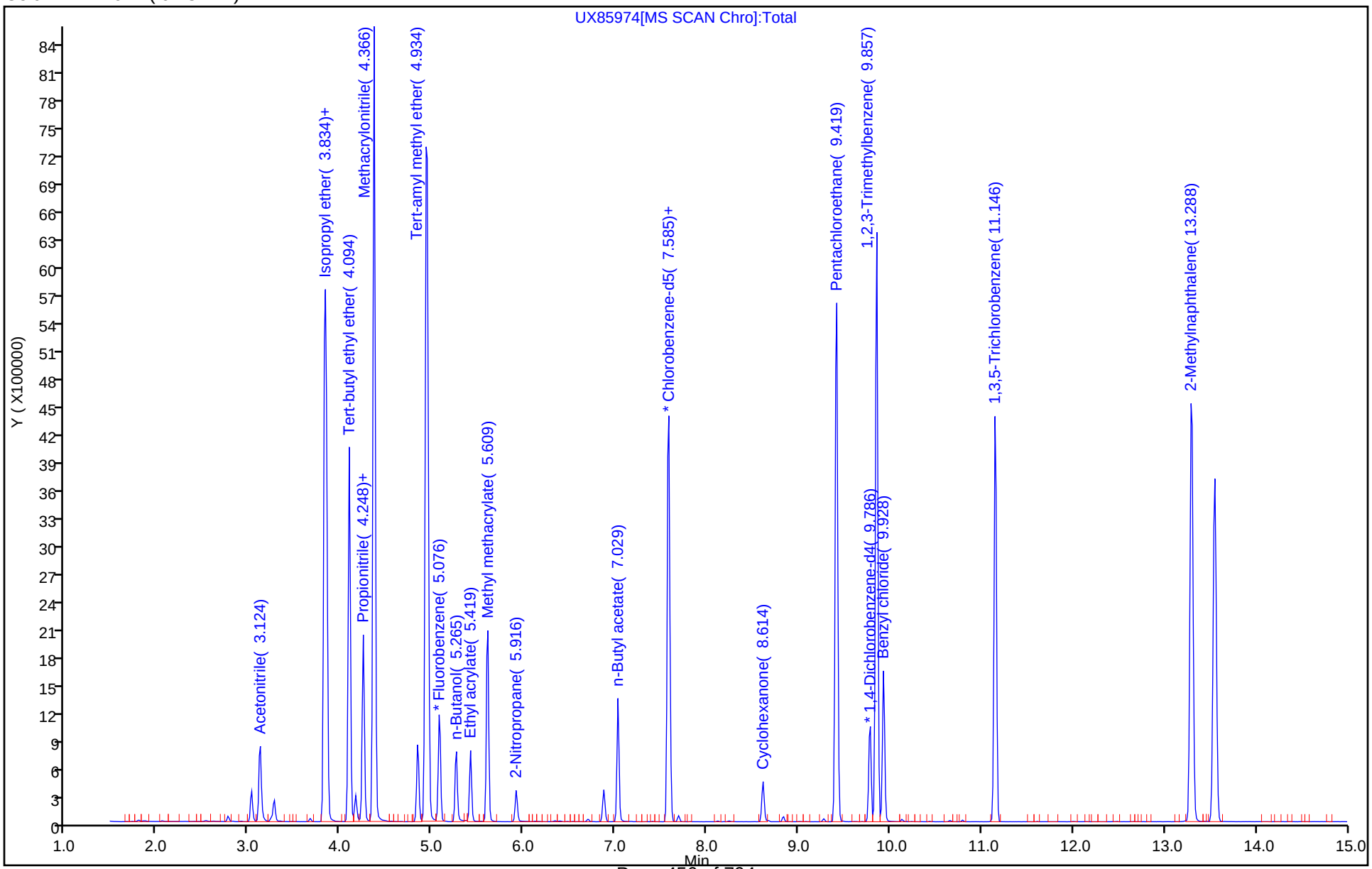

Eurofins TestAmerica, Canton
Target Compound Quantitation Report

Data File: \\chromna\Canton\ChromData\A3UX8\20190816-90171.b\UX85975.D
Lims ID: STDA9 L7
Client ID:
Sample Type: IC Calib Level: 7
Inject. Date: 16-Aug-2019 07:47:30 ALS Bottle#: 4 Worklist Smp#: 5
Purge Vol: 5.000 mL Dil. Factor: 1.0000
Sample Info: 240-0090171-005
Operator ID: 402279 Instrument ID: A3UX8
Sublist: chrom-8260_8*sub69

Method: \\chromna\Canton\ChromData\A3UX8\20190816-90171.b\8260_8.m
Limit Group: MSV 8260B ICAL
Last Update: 17-Aug-2019 04:52:25 Calib Date: 16-Aug-2019 09:57:30
Integrator: RTE ID Type: Deconvolution ID
Quant Method: Internal Standard Quant By: Initial Calibration
Last ICal File: \\chromna\Canton\ChromData\A3UX8\20190816-90171.b\UX85981.D

Column 1 : DB-624 (0.18 mm) Det: MS SCAN
Process Host: CTX0337

First Level Reviewer: latat Date: 17-Aug-2019 04:01:58

Compound	Sig	RT (min.)	Exp RT (min.)	Dlt RT (min.)	Q	Response	Cal Amt ug/l	OnCol Amt ug/l	Flags
* 1 Fluorobenzene	96	5.074	5.076	-0.002	99	1118854	50.0	50.0	
* 2 Chlorobenzene-d5	117	7.595	7.596	-0.001	94	792190	50.0	50.0	
* 3 1,4-Dichlorobenzene-d4	152	9.784	9.785	-0.001	98	405820	50.0	50.0	
25 Acetonitrile	41	3.122	3.124	-0.002	100	445157	1000.0	857.9	
36 Isopropyl ether	87	3.820	3.822	-0.002	96	539061	100.0	95.9	
37 2-Chloro-1,3-butadiene	53	3.844	3.845	-0.001	89	1055431	100.0	96.3	
38 Tert-butyl ethyl ether	59	4.092	4.094	-0.002	97	1510413	100.0	95.5	
43 Propionitrile	54	4.246	4.248	-0.002	80	471760	1000.0	890.4	
42 Ethyl acetate	43	4.246	4.248	-0.002	99	626258	200.0	182.0	
44 Methacrylonitrile	41	4.364	4.366	-0.002	93	2238527	1000.0	925.7	
55 Tert-amyl methyl ether	73	4.956	4.946	0.010	97	1203795	100.0	99.0	
57 n-Butanol	56	5.264	5.265	-0.001	89	215235	2500.0	2451.9	
59 Ethyl acrylate	55	5.417	5.419	-0.002	99	406753	100.0	99.7	
62 Methyl methacrylate	41	5.607	5.608	-0.001	96	601615	200.0	196.1	
66 2-Nitropropane	41	5.914	5.916	-0.002	94	96336	200.0	202.7	
77 n-Butyl acetate	43	7.027	7.028	-0.001	99	521936	100.0	92.4	
81 1-Chlorohexane	91	7.583	7.585	-0.001	98	812086	100.0	97.8	
91 Cyclohexanone	55	8.612	8.614	-0.002	92	100924	1000.0	898.5	
101 Pentachloroethane	167	9.417	9.419	-0.002	0	671728	200.0	191.9	
107 1,2,3-Trimethylbenzene	105	9.855	9.856	-0.001	97	2449873	100.0	98.1	
108 Benzyl chloride	126	9.926	9.927	-0.001	99	137720	100.0	93.3	
112 1,3,5-Trichlorobenzene	180	11.145	11.146	-0.001	97	1003750	100.0	87.6	
117 2-Methylnaphthalene	142	13.298	13.300	-0.002	94	1920227	200.0	189.0	

Reagents:

VMRA9W_00309	Amount Added:	10.00	Units: uL	
vmDist_H2o_00147	Amount Added:	0.00	Units:	Run Reagent
vm40ml_vials_00013	Amount Added:	0.00	Units:	Run Reagent
VM568718_00014	Amount Added:	1.00	Units: uL	Run Reagent

Report Date: 17-Aug-2019 04:52:25 Chrom Revision: 2.3 15-Jul-2019 06:58:08

Eurofins TestAmerica, Canton

Data File: \\chromna\Canton\ChromData\A3UX8\20190816-90171.b\UX85975.D

Injection Date:	16-Aug-2019 07:47:30	Instrument ID:	A3UX8	Operator ID:	402279
Lims ID:	STDA9 L7			Worklist Smp#:	5
Client ID:					
Purge Vol:	5.000 mL	Dil. Factor:	1.0000	ALS Bottle#:	4
Method:	8260_8	Limit Group:	MSV 8260B ICAL		

Column: DB-624 (0.18 mm)

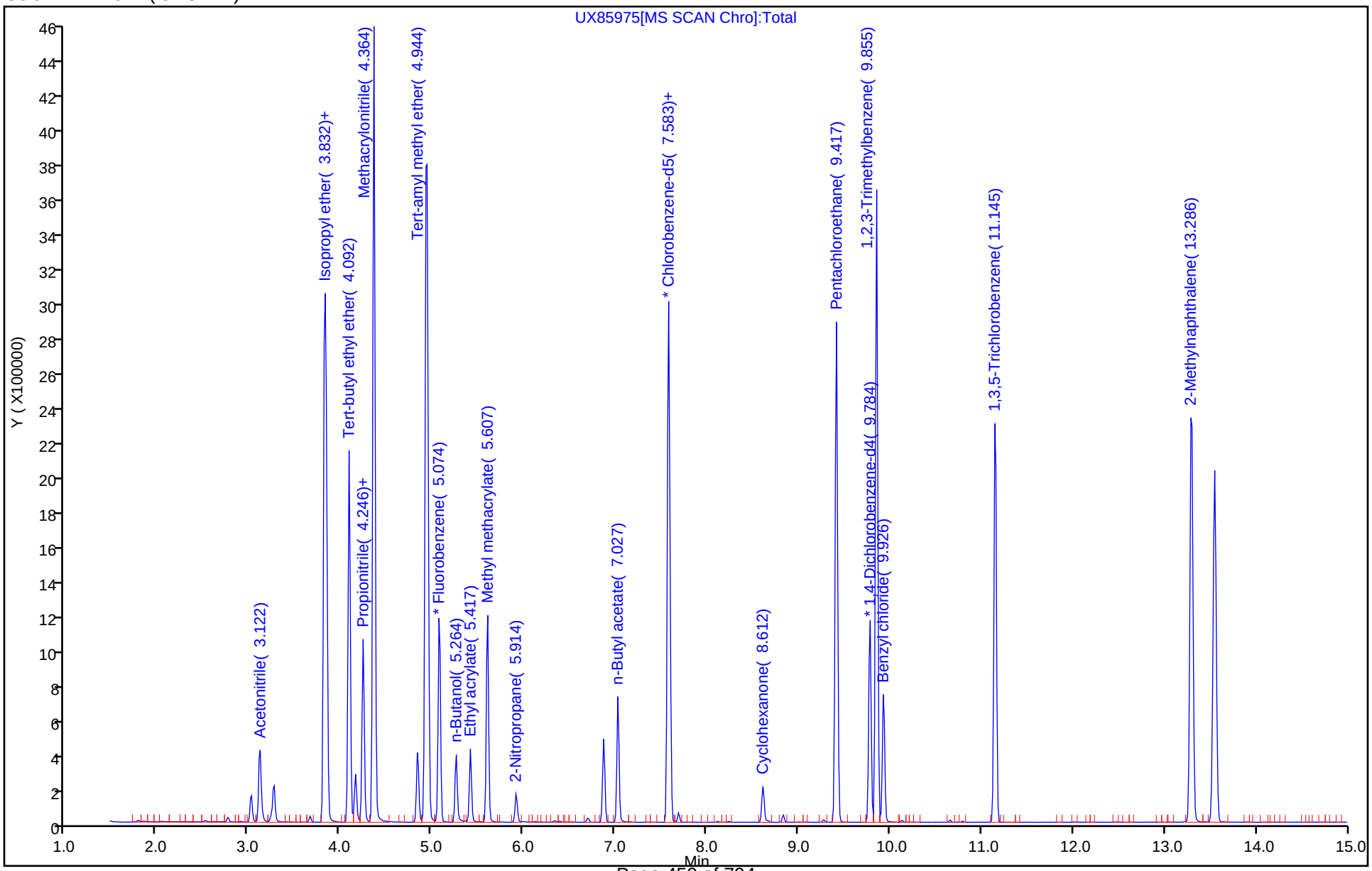

Eurofins TestAmerica, Canton
Target Compound Quantitation Report

Data File: \\chromna\Canton\ChromData\A3UX8\20190816-90171.b\UX85976.D
Lims ID: STDA9 L6
Client ID:
Sample Type: IC Calib Level: 6
Inject. Date: 16-Aug-2019 08:08:30 ALS Bottle#: 5 Worklist Smp#: 6
Purge Vol: 5.000 mL Dil. Factor: 1.0000
Sample Info: 240-0090171-006
Operator ID: 402279 Instrument ID: A3UX8
Sublist: chrom-8260_8*sub69

Method: \\chromna\Canton\ChromData\A3UX8\20190816-90171.b\8260_8.m
Limit Group: MSV 8260B ICAL
Last Update: 17-Aug-2019 04:52:26 Calib Date: 16-Aug-2019 09:57:30
Integrator: RTE ID Type: Deconvolution ID
Quant Method: Internal Standard Quant By: Initial Calibration
Last ICal File: \\chromna\Canton\ChromData\A3UX8\20190816-90171.b\UX85981.D

Column 1 : DB-624 (0.18 mm) Det: MS SCAN
Process Host: CTX0337

First Level Reviewer: latat Date: 17-Aug-2019 04:02:17

Compound	Sig	RT (min.)	Exp RT (min.)	Dlt RT (min.)	Q	Response	Cal Amt ug/l	OnCol Amt ug/l	Flags
* 1 Fluorobenzene	96	5.074	5.076	-0.002	99	1039818	50.0	50.0	
* 2 Chlorobenzene-d5	117	7.594	7.596	-0.002	94	712772	50.0	50.0	
* 3 1,4-Dichlorobenzene-d4	152	9.783	9.785	-0.002	99	373948	50.0	50.0	
25 Acetonitrile	41	3.121	3.124	-0.003	99	230890	500.0	478.8	
36 Isopropyl ether	87	3.831	3.822	0.009	95	264829	50.0	50.7	
37 2-Chloro-1,3-butadiene	53	3.843	3.845	-0.002	90	515958	50.0	50.7	
38 Tert-butyl ethyl ether	59	4.092	4.094	-0.002	97	751539	50.0	51.1	
43 Propionitrile	54	4.245	4.248	-0.003	83	232400	500.0	472.0	
42 Ethyl acetate	43	4.245	4.248	-0.003	99	295613	100.0	92.4	
44 Methacrylonitrile	41	4.364	4.366	-0.002	94	1080726	500.0	480.9	
55 Tert-amyl methyl ether	73	4.955	4.946	0.009	97	594624	50.0	52.6	
57 n-Butanol	56	5.263	5.265	-0.002	91	105456	1250.0	1292.6	
59 Ethyl acrylate	55	5.417	5.419	-0.002	99	181347	50.0	47.8	
62 Methyl methacrylate	41	5.606	5.608	-0.002	96	279677	100.0	98.1	
66 2-Nitropropane	41	5.914	5.916	-0.002	95	39689	100.0	89.9	
77 n-Butyl acetate	43	7.026	7.028	-0.002	98	247020	50.0	48.6	
81 1-Chlorohexane	91	7.582	7.585	-0.002	98	374127	50.0	50.1	
91 Cyclohexanone	55	8.612	8.614	-0.002	92	48773	500.0	482.6	
101 Pentachloroethane	167	9.416	9.419	-0.003	0	338207	100.0	104.8	
107 1,2,3-Trimethylbenzene	105	9.854	9.856	-0.002	97	1181771	50.0	51.3	
108 Benzyl chloride	126	9.937	9.927	0.010	100	54844	50.0	41.5	
112 1,3,5-Trichlorobenzene	180	11.156	11.146	0.010	97	512756	50.0	48.6	
117 2-Methylnaphthalene	142	13.297	13.300	-0.003	94	961290	100.0	102.4	

Reagents:

VMRA9W_00309	Amount Added:	5.00	Units: uL	
vmDist_H2o_00147	Amount Added:	0.00	Units:	Run Reagent
vm40ml_vials_00013	Amount Added:	0.00	Units:	Run Reagent
VM568718_00014	Amount Added:	1.00	Units: uL	Run Reagent

Report Date: 17-Aug-2019 04:52:27 Chrom Revision: 2.3 15-Jul-2019 06:58:08

Eurofins TestAmerica, Canton

Data File: \\chromna\Canton\ChromData\A3UX8\20190816-90171.b\UX85976.D

Injection Date:	16-Aug-2019 08:08:30	Instrument ID:	A3UX8	Operator ID:	402279
Lims ID:	STDA9 L6			Worklist Smp#:	6
Client ID:					
Purge Vol:	5.000 mL	Dil. Factor:	1.0000	ALS Bottle#:	5
Method:	8260_8	Limit Group:	MSV 8260B ICAL		

Column: DB-624 (0.18 mm)

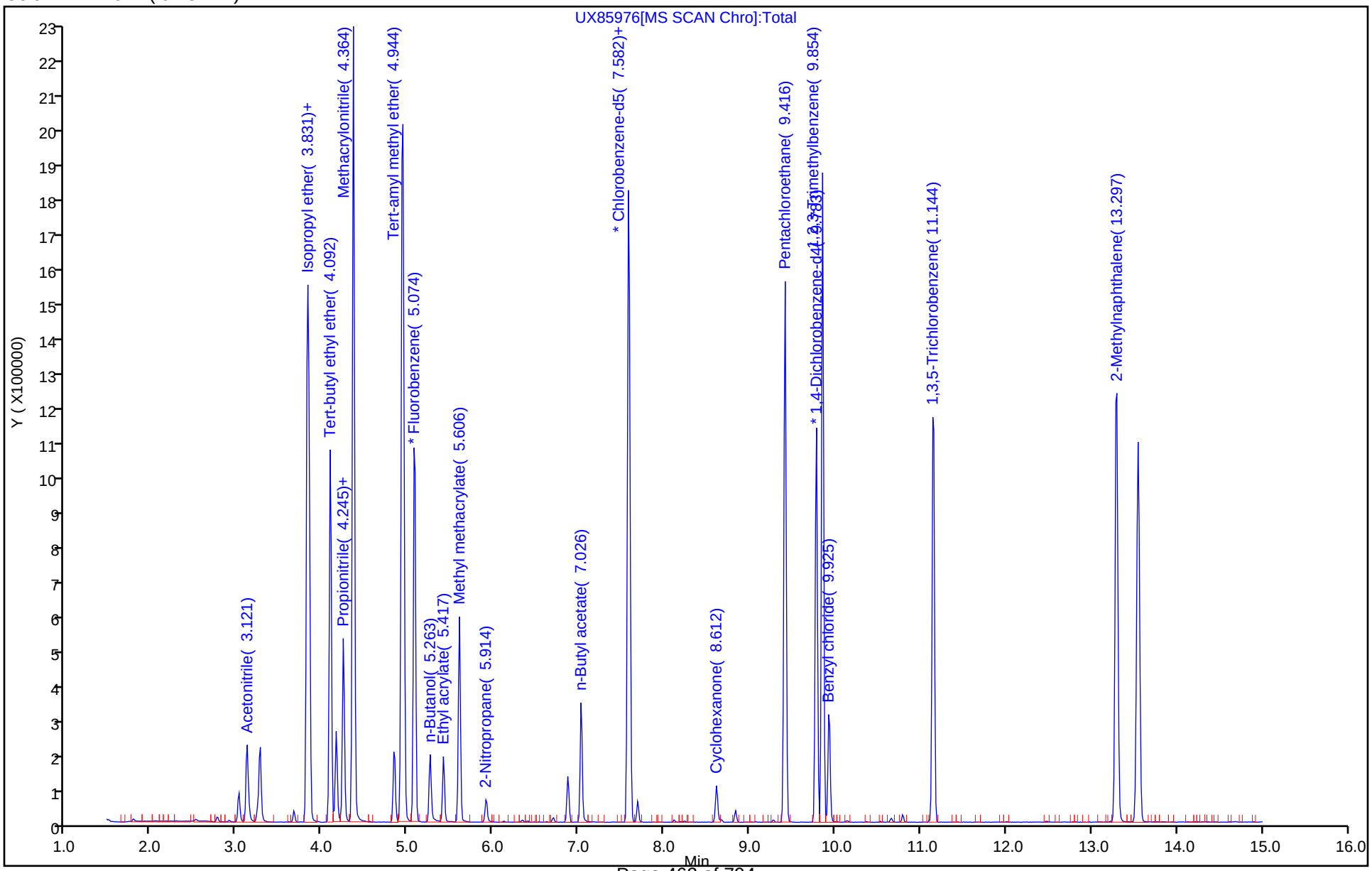

Eurofins TestAmerica, Canton
Target Compound Quantitation Report

Data File: \\chromna\Canton\ChromData\A3UX8\20190816-90171.b\UX85977.D
Lims ID: STDA9 L5
Client ID:
Sample Type: IC Calib Level: 5
Inject. Date: 16-Aug-2019 08:30:30 ALS Bottle#: 6 Worklist Smp#: 7
Purge Vol: 5.000 mL Dil. Factor: 1.0000
Sample Info: 240-0090171-007
Operator ID: 402279 Instrument ID: A3UX8
Sublist: chrom-8260_8*sub69

Method: \\chromna\Canton\ChromData\A3UX8\20190816-90171.b\8260_8.m
Limit Group: MSV 8260B ICAL
Last Update: 17-Aug-2019 04:52:28 Calib Date: 16-Aug-2019 09:57:30
Integrator: RTE ID Type: Deconvolution ID
Quant Method: Internal Standard Quant By: Initial Calibration
Last ICal File: \\chromna\Canton\ChromData\A3UX8\20190816-90171.b\UX85981.D

Column 1 : DB-624 (0.18 mm) Det: MS SCAN
Process Host: CTX0337

First Level Reviewer: latat Date: 17-Aug-2019 04:02:41

Compound	Sig	RT (min.)	Exp RT (min.)	Dlt RT (min.)	Q	Response	Cal Amt ug/l	OnCol Amt ug/l	Flags
* 1 Fluorobenzene	96	5.076	5.076	0.000	99	1011778	50.0	50.0	
* 2 Chlorobenzene-d5	117	7.596	7.596	0.000	94	693326	50.0	50.0	
* 3 1,4-Dichlorobenzene-d4	152	9.785	9.785	0.000	98	376873	50.0	50.0	
25 Acetonitrile	41	3.124	3.124	0.000	98	99985	200.0	213.1	
36 Isopropyl ether	87	3.822	3.822	0.000	95	106271	20.0	20.9	
37 2-Chloro-1,3-butadiene	53	3.845	3.845	0.000	89	203437	20.0	20.5	
38 Tert-butyl ethyl ether	59	4.094	4.094	0.000	96	308326	20.0	21.5	
43 Propionitrile	54	4.248	4.248	0.000	80	100823	200.0	210.4	
42 Ethyl acetate	43	4.248	4.248	0.000	99	131234	40.0	42.2	
44 Methacrylonitrile	41	4.366	4.366	0.000	93	456507	200.0	208.7	
55 Tert-amyl methyl ether	73	4.946	4.946	0.000	95	239857	20.0	21.8	
57 n-Butanol	56	5.265	5.265	0.000	90	43740	500.0	551.0	
59 Ethyl acrylate	55	5.419	5.419	0.000	99	77799	20.0	21.1	
62 Methyl methacrylate	41	5.608	5.608	0.000	96	117641	40.0	42.4	
66 2-Nitropropane	41	5.916	5.916	0.000	96	15837	40.0	36.9	
77 n-Butyl acetate	43	7.028	7.028	0.000	99	106097	20.0	21.5	
81 1-Chlorohexane	91	7.585	7.585	0.000	96	144684	20.0	19.9	
91 Cyclohexanone	55	8.614	8.614	0.000	90	21298	200.0	216.7	
101 Pentachloroethane	167	9.419	9.419	0.000	0	130183	40.0	40.0	
107 1,2,3-Trimethylbenzene	105	9.856	9.856	0.000	97	482885	20.0	20.8	
108 Benzyl chloride	126	9.927	9.927	0.000	99	20835	20.0	17.0	
112 1,3,5-Trichlorobenzene	180	11.146	11.146	0.000	98	208684	20.0	19.6	
117 2-Methylnaphthalene	142	13.300	13.300	0.000	96	405053	40.0	42.4	

Reagents:

VMRA9W_00309	Amount Added:	2.00	Units: uL	
vmDist_H2o_00147	Amount Added:	0.00	Units:	Run Reagent
vm40ml_vials_00013	Amount Added:	0.00	Units:	Run Reagent
VM568718_00014	Amount Added:	1.00	Units: uL	Run Reagent

Report Date: 17-Aug-2019 04:52:28 Chrom Revision: 2.3 15-Jul-2019 06:58:08

Eurofins TestAmerica, Canton

Data File: \\chromna\Canton\ChromData\A3UX8\20190816-90171.b\UX85977.D

Injection Date:	16-Aug-2019 08:30:30	Instrument ID:	A3UX8	Operator ID:	402279
Lims ID:	STDA9 L5			Worklist Smp#:	7
Client ID:					
Purge Vol:	5.000 mL	Dil. Factor:	1.0000	ALS Bottle#:	6
Method:	8260_8	Limit Group:	MSV 8260B ICAL		

Column: DB-624 (0.18 mm)

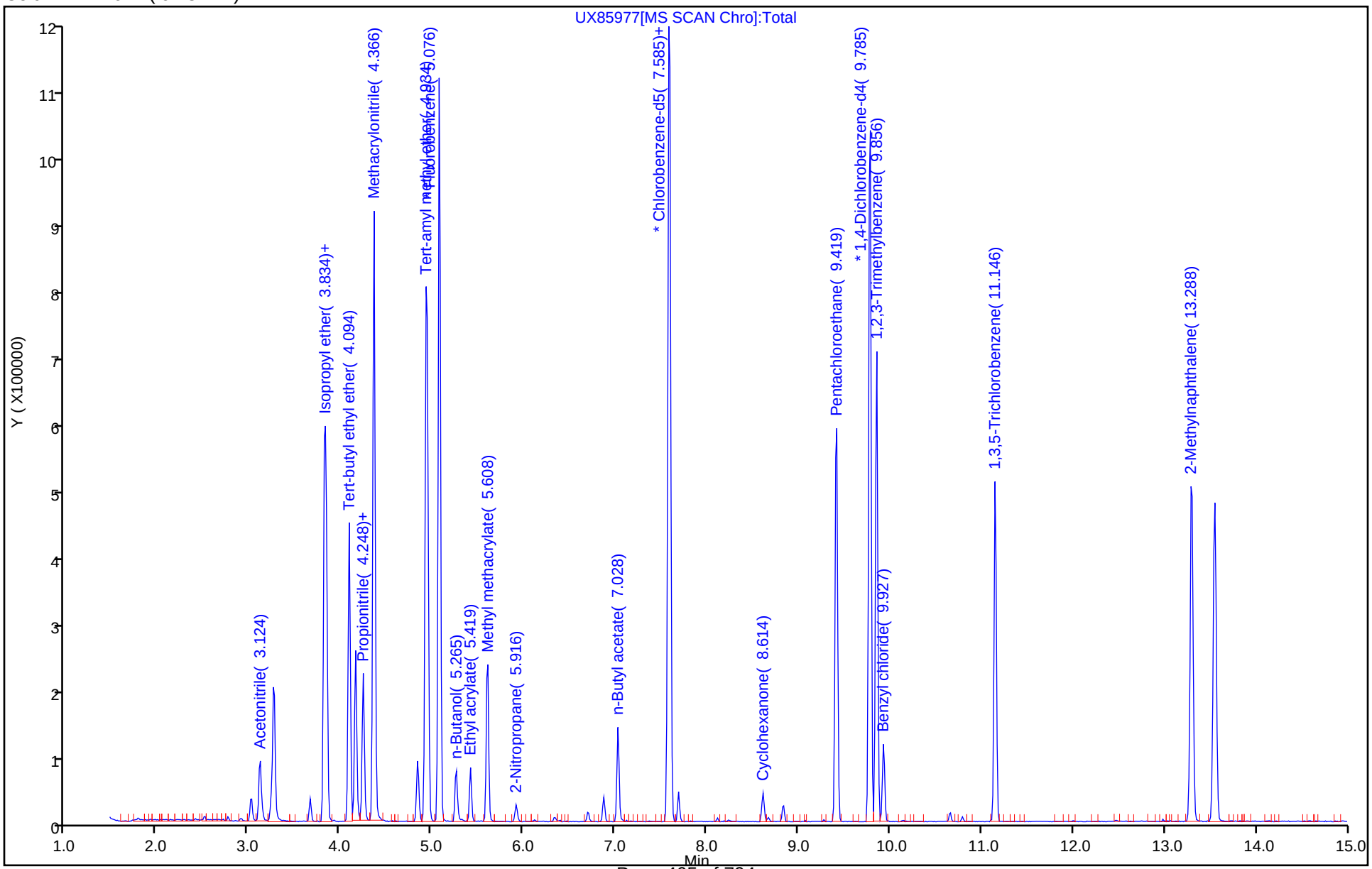

Eurofins TestAmerica, Canton
Target Compound Quantitation Report

Data File: \\chromna\Canton\ChromData\A3UX8\20190816-90171.b\UX85978.D
Lims ID: STDA9 L4
Client ID:
Sample Type: IC Calib Level: 4
Inject. Date: 16-Aug-2019 08:52:30 ALS Bottle#: 7 Worklist Smp#: 8
Purge Vol: 5.000 mL Dil. Factor: 1.0000
Sample Info: 240-0090171-008
Operator ID: 402279 Instrument ID: A3UX8
Sublist: chrom-8260_8*sub69

Method: \\chromna\Canton\ChromData\A3UX8\20190816-90171.b\8260_8.m
Limit Group: MSV 8260B ICAL
Last Update: 17-Aug-2019 04:52:30 Calib Date: 16-Aug-2019 09:57:30
Integrator: RTE ID Type: Deconvolution ID
Quant Method: Internal Standard Quant By: Initial Calibration
Last ICal File: \\chromna\Canton\ChromData\A3UX8\20190816-90171.b\UX85981.D

Column 1 : DB-624 (0.18 mm) Det: MS SCAN
Process Host: CTX0337

First Level Reviewer: latat Date: 17-Aug-2019 04:03:06

Compound	Sig	RT (min.)	Exp RT (min.)	Dlt RT (min.)	Q	Response	Cal Amt ug/l	OnCol Amt ug/l	Flags
* 1 Fluorobenzene	96	5.075	5.076	-0.001	99	1005282	50.0	50.0	
* 2 Chlorobenzene-d5	117	7.595	7.596	-0.001	94	697156	50.0	50.0	
* 3 1,4-Dichlorobenzene-d4	152	9.784	9.785	-0.001	98	377441	50.0	50.0	
25 Acetonitrile	41	3.122	3.124	-0.002	100	49266	100.0	105.7	
36 Isopropyl ether	87	3.832	3.822	0.010	95	53060	10.0	10.5	
37 2-Chloro-1,3-butadiene	53	3.844	3.845	-0.001	90	106901	10.0	10.9	
38 Tert-butyl ethyl ether	59	4.093	4.094	-0.001	96	156404	10.0	11.0	
43 Propionitrile	54	4.246	4.248	-0.002	83	50784	100.0	106.7	
42 Ethyl acetate	43	4.246	4.248	-0.002	99	65474	20.0	21.2	
44 Methacrylonitrile	41	4.365	4.366	-0.001	93	227375	100.0	104.6	
55 Tert-amyl methyl ether	73	4.956	4.946	0.010	94	117163	10.0	10.7	
57 n-Butanol	56	5.264	5.265	-0.001	93	21556	250.0	273.3	
59 Ethyl acrylate	55	5.418	5.419	-0.001	99	37421	10.0	10.2	
62 Methyl methacrylate	41	5.607	5.608	-0.001	96	58109	20.0	21.1	
66 2-Nitropropane	41	5.915	5.916	-0.001	95	7451	20.0	17.5	
77 n-Butyl acetate	43	7.027	7.028	-0.001	97	53734	10.0	10.8	
81 1-Chlorohexane	91	7.583	7.585	-0.001	95	78308	10.0	10.7	
91 Cyclohexanone	55	8.613	8.614	-0.001	89	10773	100.0	109.0	
101 Pentachloroethane	167	9.417	9.419	-0.002	0	64140	20.0	19.7	
107 1,2,3-Trimethylbenzene	105	9.855	9.856	-0.001	97	244284	10.0	10.5	
108 Benzyl chloride	126	9.926	9.927	-0.001	98	9244	10.0	8.68	
112 1,3,5-Trichlorobenzene	180	11.145	11.146	-0.001	98	113031	10.0	10.6	
117 2-Methylnaphthalene	142	13.298	13.300	-0.002	94	194776	20.0	20.0	

Reagents:

VMRA9W_00309	Amount Added:	1.00	Units: uL	
vmDist_H2o_00147	Amount Added:	0.00	Units:	Run Reagent
vm40ml_vials_00013	Amount Added:	0.00	Units:	Run Reagent
VM568718_00014	Amount Added:	1.00	Units: uL	Run Reagent

Report Date: 17-Aug-2019 04:52:30 Chrom Revision: 2.3 15-Jul-2019 06:58:08

Eurofins TestAmerica, Canton

Data File: \\chromna\Canton\ChromData\A3UX8\20190816-90171.b\UX85978.D

Injection Date:	16-Aug-2019 08:52:30	Instrument ID:	A3UX8	Operator ID:	402279
Lims ID:	STDA9 L4			Worklist Smp#:	8
Client ID:					
Purge Vol:	5.000 mL	Dil. Factor:	1.0000	ALS Bottle#:	7
Method:	8260_8	Limit Group:	MSV 8260B ICAL		

Column: DB-624 (0.18 mm)

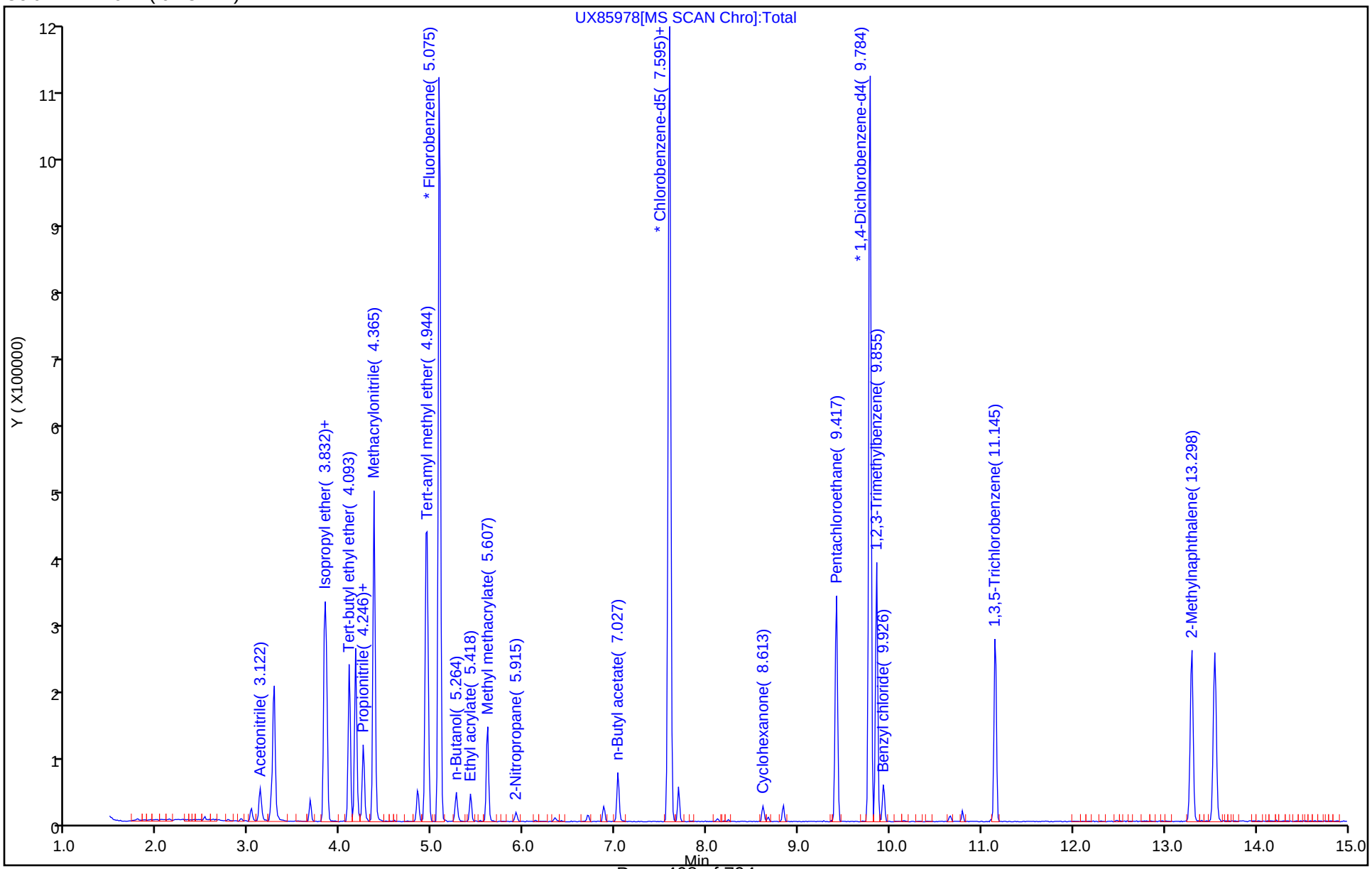

Eurofins TestAmerica, Canton
Target Compound Quantitation Report

Data File: \\chromna\Canton\ChromData\A3UX8\20190816-90171.b\UX85979.D
Lims ID: STDA9 L3
Client ID:
Sample Type: IC Calib Level: 3
Inject. Date: 16-Aug-2019 09:14:30 ALS Bottle#: 8 Worklist Smp#: 9
Purge Vol: 5.000 mL Dil. Factor: 1.0000
Sample Info: 240-0090171-009
Operator ID: 402279 Instrument ID: A3UX8
Sublist: chrom-8260_8*sub69

Method: \\chromna\Canton\ChromData\A3UX8\20190816-90171.b\8260_8.m
Limit Group: MSV 8260B ICAL
Last Update: 17-Aug-2019 04:52:31 Calib Date: 16-Aug-2019 09:57:30
Integrator: RTE ID Type: Deconvolution ID
Quant Method: Internal Standard Quant By: Initial Calibration
Last ICal File: \\chromna\Canton\ChromData\A3UX8\20190816-90171.b\UX85981.D

Column 1 : DB-624 (0.18 mm) Det: MS SCAN
Process Host: CTX0337

First Level Reviewer: latat Date: 17-Aug-2019 04:03:28

Compound	Sig	RT (min.)	Exp RT (min.)	Dlt RT (min.)	Q	Response	Cal Amt ug/l	OnCol Amt ug/l	Flags
* 1 Fluorobenzene	96	5.076	5.076	0.000	99	1127040	50.0	50.0	
* 2 Chlorobenzene-d5	117	7.597	7.596	0.001	94	784552	50.0	50.0	
* 3 1,4-Dichlorobenzene-d4	152	9.786	9.785	0.001	98	400078	50.0	50.0	
25 Acetonitrile	41	3.124	3.124	0.000	99	29329	50.0	56.1	
36 Isopropyl ether	87	3.834	3.822	0.012	95	32984	5.00	5.83	
37 2-Chloro-1,3-butadiene	53	3.846	3.845	0.001	89	60971	5.00	5.53	
38 Tert-butyl ethyl ether	59	4.094	4.094	0.000	96	92122	5.00	5.78	
43 Propionitrile	54	4.248	4.248	0.000	78	30215	50.0	56.6	
42 Ethyl acetate	43	4.248	4.248	0.000	99	43153	10.0	12.4	
44 Methacrylonitrile	41	4.366	4.366	0.000	93	144663	50.0	59.4	
55 Tert-amyl methyl ether	73	4.958	4.946	0.012	94	66888	5.00	5.46	
57 n-Butanol	56	5.266	5.265	0.001	94	13475	125.0	152.4	
59 Ethyl acrylate	55	5.420	5.419	0.001	98	24837	5.00	6.04	
62 Methyl methacrylate	41	5.609	5.608	0.001	95	35886	10.0	11.6	
66 2-Nitropropane	41	5.917	5.916	0.001	95	5289	10.0	11.0	
77 n-Butyl acetate	43	7.029	7.028	0.001	96	31107	5.00	5.56	
81 1-Chlorohexane	91	7.585	7.585	0.001	93	48099	5.00	5.85	
91 Cyclohexanone	55	8.614	8.614	0.000	91	6230	50.0	56.0	
101 Pentachloroethane	167	9.419	9.419	0.000	0	36966	10.0	10.7	
107 1,2,3-Trimethylbenzene	105	9.857	9.856	0.001	96	139337	5.00	5.66	
108 Benzyl chloride	126	9.928	9.927	0.001	97	4674	5.00	5.24	
112 1,3,5-Trichlorobenzene	180	11.147	11.146	0.001	97	68180	5.00	6.04	
117 2-Methylnaphthalene	142	13.300	13.300	0.000	94	109422	10.0	10.2	

Reagents:

VMRA9W_00309	Amount Added:	0.50	Units: uL	
vmDist_H2o_00147	Amount Added:	0.00	Units:	Run Reagent
vm40ml_vials_00013	Amount Added:	0.00	Units:	Run Reagent
VM568718_00014	Amount Added:	1.00	Units: uL	Run Reagent

Report Date: 17-Aug-2019 04:52:31 Chrom Revision: 2.3 15-Jul-2019 06:58:08

Eurofins TestAmerica, Canton

Data File: \\chromna\Canton\ChromData\A3UX8\20190816-90171.b\UX85979.D

Injection Date:	16-Aug-2019 09:14:30	Instrument ID:	A3UX8	Operator ID:	402279
Lims ID:	STDA9 L3			Worklist Smp#:	9
Client ID:					
Purge Vol:	5.000 mL	Dil. Factor:	1.0000	ALS Bottle#:	8
Method:	8260_8	Limit Group:	MSV 8260B ICAL		

Column: DB-624 (0.18 mm)

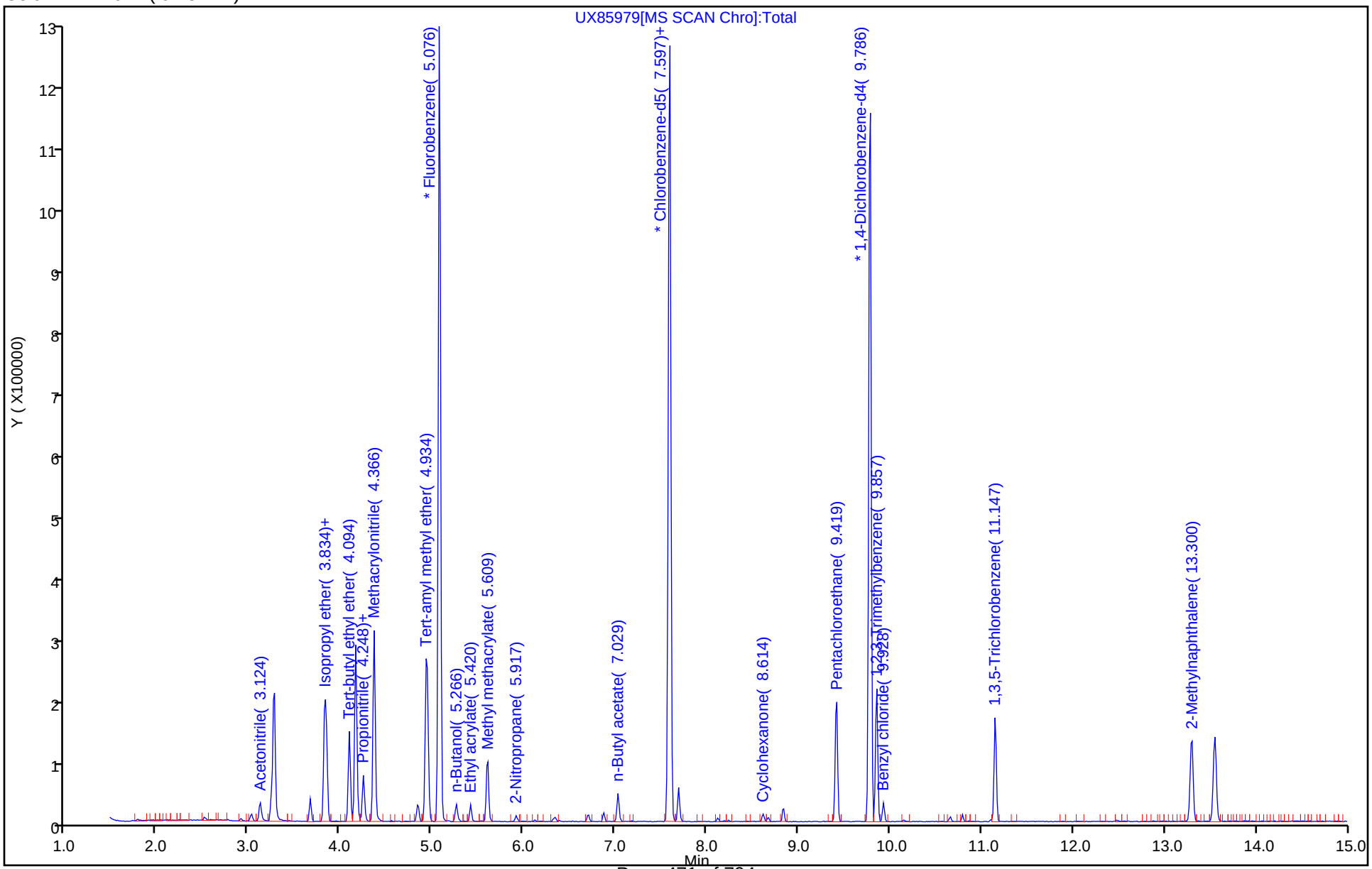

Eurofins TestAmerica, Canton
Target Compound Quantitation Report

Data File: \\chromna\Canton\ChromData\A3UX8\20190816-90171.b\UX85980.D
Lims ID: STDA9 L2
Client ID:
Sample Type: IC Calib Level: 2
Inject. Date: 16-Aug-2019 09:35:30 ALS Bottle#: 9 Worklist Smp#: 10
Purge Vol: 5.000 mL Dil. Factor: 1.0000
Sample Info: 240-0090171-010
Operator ID: 402279 Instrument ID: A3UX8
Sublist: chrom-8260_8*sub69

Method: \\chromna\Canton\ChromData\A3UX8\20190816-90171.b\8260_8.m
Limit Group: MSV 8260B ICAL
Last Update: 17-Aug-2019 04:52:33 Calib Date: 16-Aug-2019 09:57:30
Integrator: RTE ID Type: Deconvolution ID
Quant Method: Internal Standard Quant By: Initial Calibration
Last ICal File: \\chromna\Canton\ChromData\A3UX8\20190816-90171.b\UX85981.D

Column 1 : DB-624 (0.18 mm) Det: MS SCAN
Process Host: CTX0337

First Level Reviewer: latat Date: 17-Aug-2019 04:04:29

Compound	Sig	RT (min.)	Exp RT (min.)	Dlt RT (min.)	Q	Response	Cal Amt ug/l	OnCol Amt ug/l	Flags
* 1 Fluorobenzene	96	5.074	5.076	-0.002	99	1012205	50.0	50.0	
* 2 Chlorobenzene-d5	117	7.594	7.596	-0.002	94	699687	50.0	50.0	
* 3 1,4-Dichlorobenzene-d4	152	9.783	9.785	-0.002	98	371519	50.0	50.0	
25 Acetonitrile	41	3.122	3.124	-0.002	91	10005	20.0	21.3	
36 Isopropyl ether	87	3.831	3.822	0.009	94	9635	2.00	1.89	
37 2-Chloro-1,3-butadiene	53	3.843	3.845	-0.002	88	18074	2.00	1.82	
38 Tert-butyl ethyl ether	59	4.092	4.094	-0.002	94	27470	2.00	1.92	
43 Propionitrile	54	4.246	4.248	-0.002	88	9694	20.0	20.2	
42 Ethyl acetate	43	4.246	4.248	-0.002	97	13807	4.00	4.43	
44 Methacrylonitrile	41	4.364	4.366	-0.002	92	44191	20.0	20.2	
55 Tert-amyl methyl ether	73	4.956	4.946	0.010	93	19599	2.00	1.78	
57 n-Butanol	56	5.263	5.265	-0.002	90	3261	50.0	41.1	
59 Ethyl acrylate	55	5.417	5.419	-0.002	92	6665	2.00	1.81	
62 Methyl methacrylate	41	5.606	5.608	-0.002	67	10406	4.00	3.75	
66 2-Nitropropane	41	5.914	5.916	-0.002	48	906	4.00	2.11	a
77 n-Butyl acetate	43	7.026	7.028	-0.002	97	11092	2.00	2.22	
81 1-Chlorohexane	91	7.582	7.585	-0.002	89	13544	2.00	1.85	
91 Cyclohexanone	55	8.612	8.614	-0.002	1	1366	20.0	13.8	a
101 Pentachloroethane	167	9.417	9.419	-0.002	0	11310	4.00	3.53	
107 1,2,3-Trimethylbenzene	105	9.854	9.856	-0.002	97	39932	2.00	1.75	
108 Benzyl chloride	126	9.925	9.927	-0.002	92	916	2.00	2.77	a
112 1,3,5-Trichlorobenzene	180	11.144	11.146	-0.002	95	21137	2.00	2.02	
117 2-Methylnaphthalene	142	13.286	13.300	-0.014	93	42391	4.00	3.85	

QC Flag Legend

Review Flags

a - User Assigned ID

Reagents:

VMRA9W_00309	Amount Added:	0.20	Units: uL	
vmDist_H2o_00147	Amount Added:	0.00	Units:	Run Reagent
vm40ml_vials_00013	Amount Added:	0.00	Units:	Run Reagent
VM568718_00014	Amount Added:	1.00	Units: uL	Run Reagent

Report Date: 17-Aug-2019 04:52:33 Chrom Revision: 2.3 15-Jul-2019 06:58:08

Eurofins TestAmerica, Canton

Data File: \\chromna\Canton\ChromData\A3UX8\20190816-90171.b\UX85980.D

Injection Date:	16-Aug-2019 09:35:30	Instrument ID:	A3UX8	Operator ID:	402279
Lims ID:	STDA9 L2			Worklist Smp#:	10
Client ID:					
Purge Vol:	5.000 mL	Dil. Factor:	1.0000	ALS Bottle#:	9
Method:	8260_8	Limit Group:	MSV 8260B ICAL		

Column: DB-624 (0.18 mm)

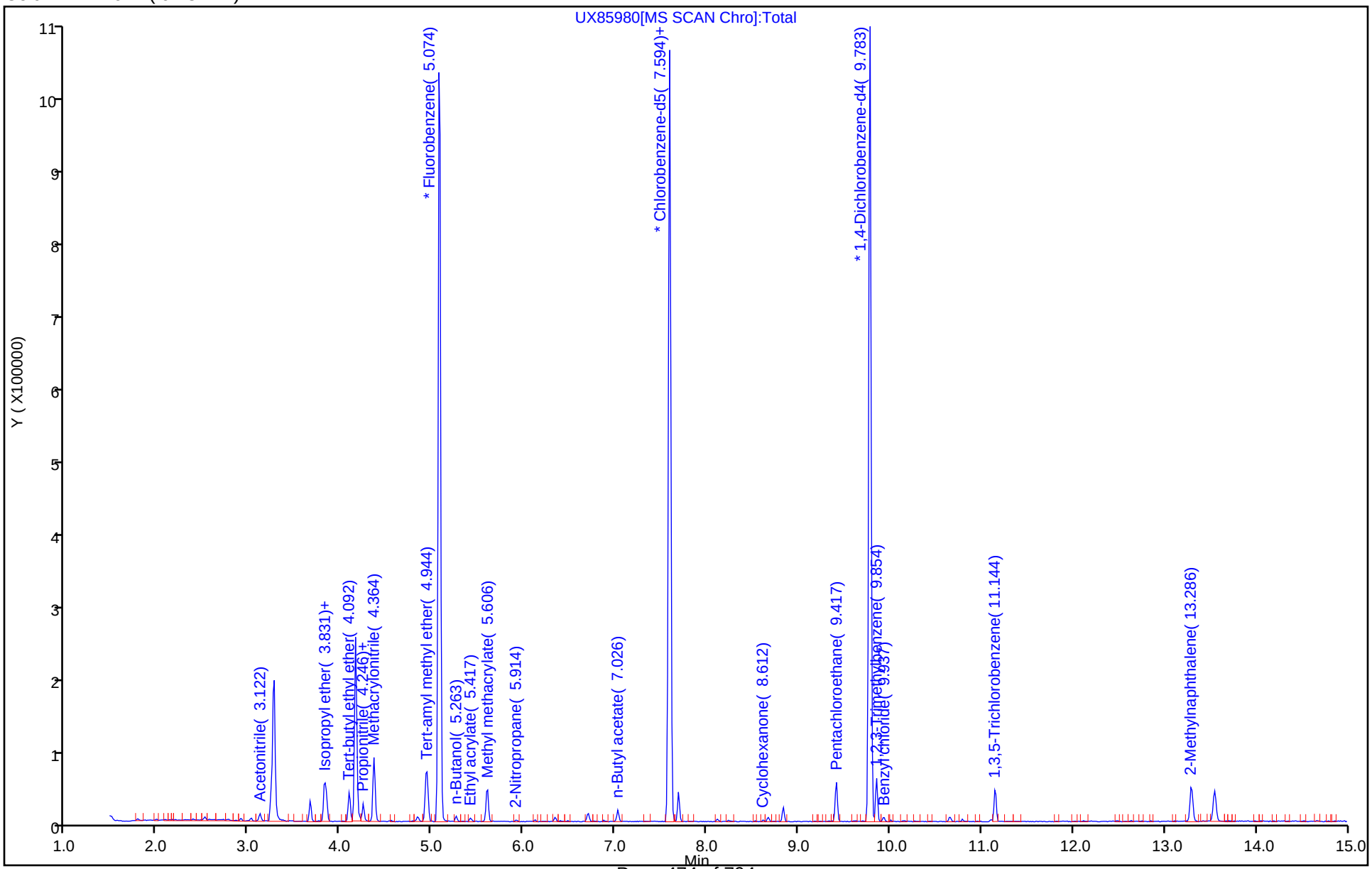

Manual Integration/User Assign Peak Report

Eurofins TestAmerica, Canton

Data File: \\chromna\Canton\ChromData\A3UX8\20190816-90171.b\UX85980.D
Injection Date: 16-Aug-2019 09:35:30 Instrument ID: A3UX8
Lims ID: STDA9 L2
Client ID:
Operator ID: 402279 ALS Bottle#: 9 Worklist Smp#: 10
Purge Vol: 5.000 mL Dil. Factor: 1.0000
Method: 8260_8 Limit Group: MSV 8260B ICAL
Column: DB-624 (0.18 mm) Detector MS SCAN

66 2-Nitropropane, CAS: 79-46-9

Signal: 1

Not Detected
Expected RT: 5.92

Processing Integration Results

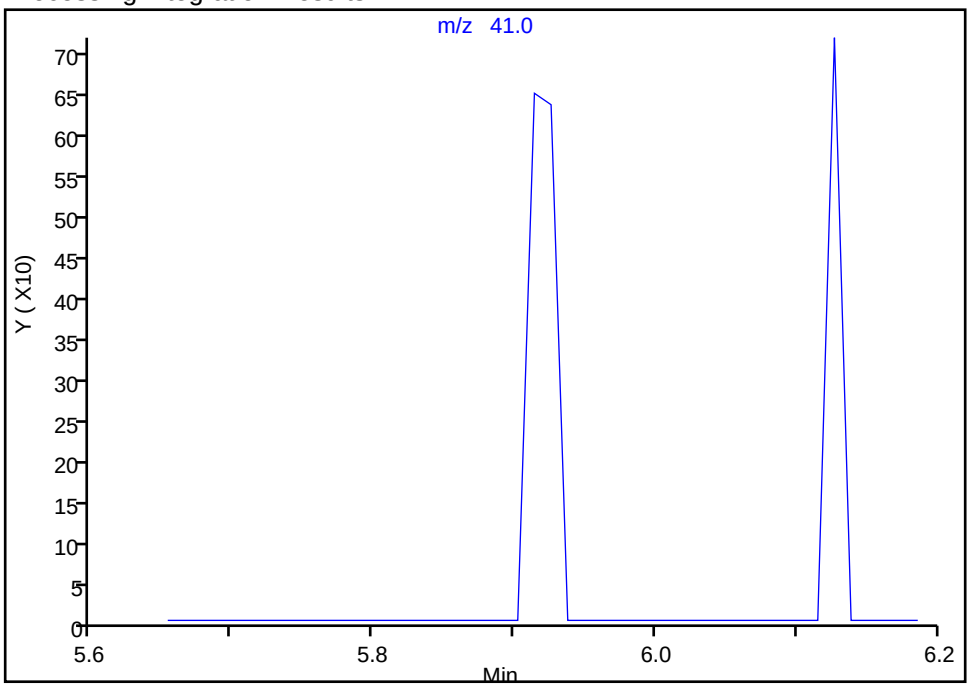

Manual Integration Results

RT: 5.91
Area: 906
Amount: 2.107320
Amount Units: ug/l

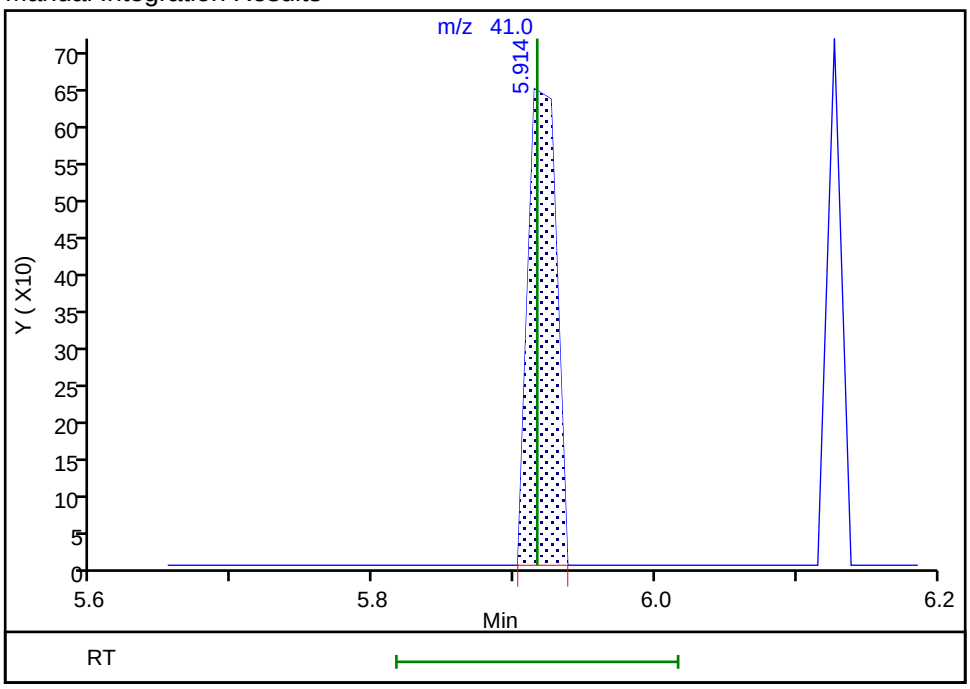

Reviewer: latat, 17-Aug-2019 04:03:47
Audit Action: Assigned Compound ID Audit Reason: Peak assignment corrected

Manual Integration/User Assign Peak Report

Eurofins TestAmerica, Canton

Data File: \\chromna\Canton\ChromData\A3UX8\20190816-90171.b\UX85980.D
Injection Date: 16-Aug-2019 09:35:30 Instrument ID: A3UX8
Lims ID: STDA9 L2
Client ID:
Operator ID: 402279 ALS Bottle#: 9 Worklist Smp#: 10
Purge Vol: 5.000 mL Dil. Factor: 1.0000
Method: 8260_8 Limit Group: MSV 8260B ICAL
Column: DB-624 (0.18 mm) Detector MS SCAN

91 Cyclohexanone, CAS: 108-94-1

Signal: 1

Not Detected
Expected RT: 8.61

Processing Integration Results

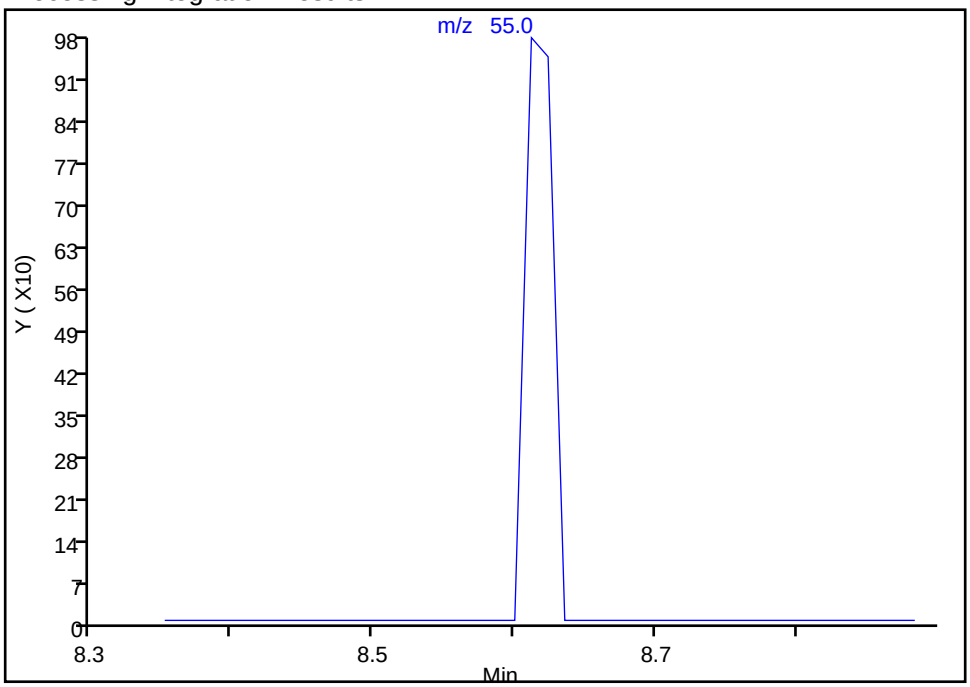

Manual Integration Results

RT: 8.61
Area: 1366
Amount: 13.769119
Amount Units: ug/l

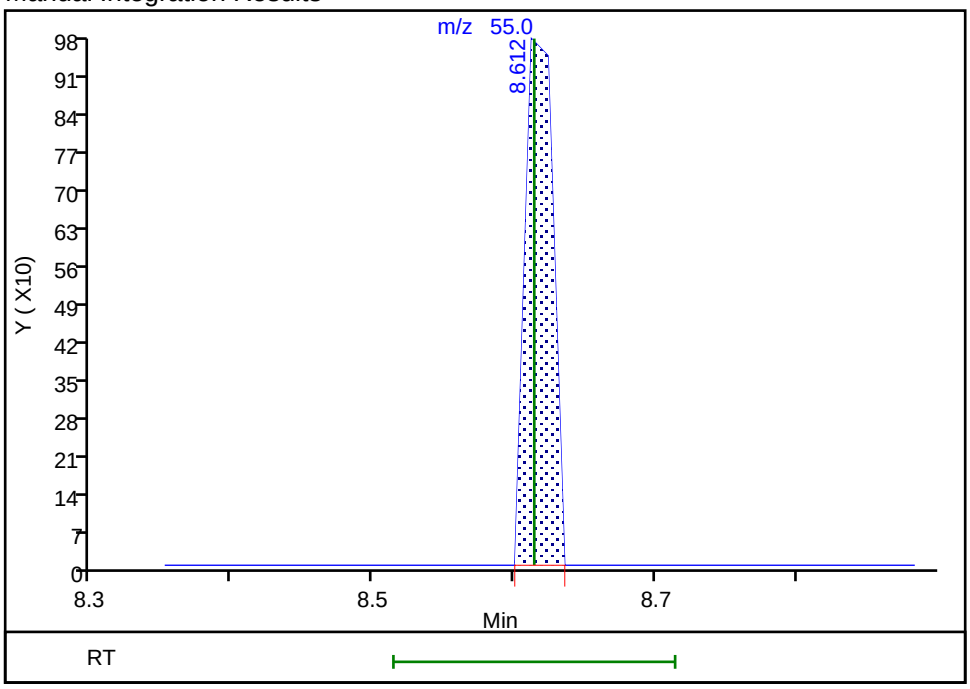

Reviewer: latat, 17-Aug-2019 04:04:00
Audit Action: Assigned Compound ID Audit Reason: Peak assignment corrected

Manual Integration/User Assign Peak Report

Eurofins TestAmerica, Canton

Data File: \\chromna\Canton\ChromData\A3UX8\20190816-90171.b\UX85980.D
Injection Date: 16-Aug-2019 09:35:30 Instrument ID: A3UX8
Lims ID: STDA9 L2
Client ID:
Operator ID: 402279 ALS Bottle#: 9 Worklist Smp#: 10
Purge Vol: 5.000 mL Dil. Factor: 1.0000
Method: 8260_8 Limit Group: MSV 8260B ICAL
Column: DB-624 (0.18 mm) Detector MS SCAN

108 Benzyl chloride, CAS: 100-44-7

Signal: 1

Not Detected
Expected RT: 9.93

Processing Integration Results

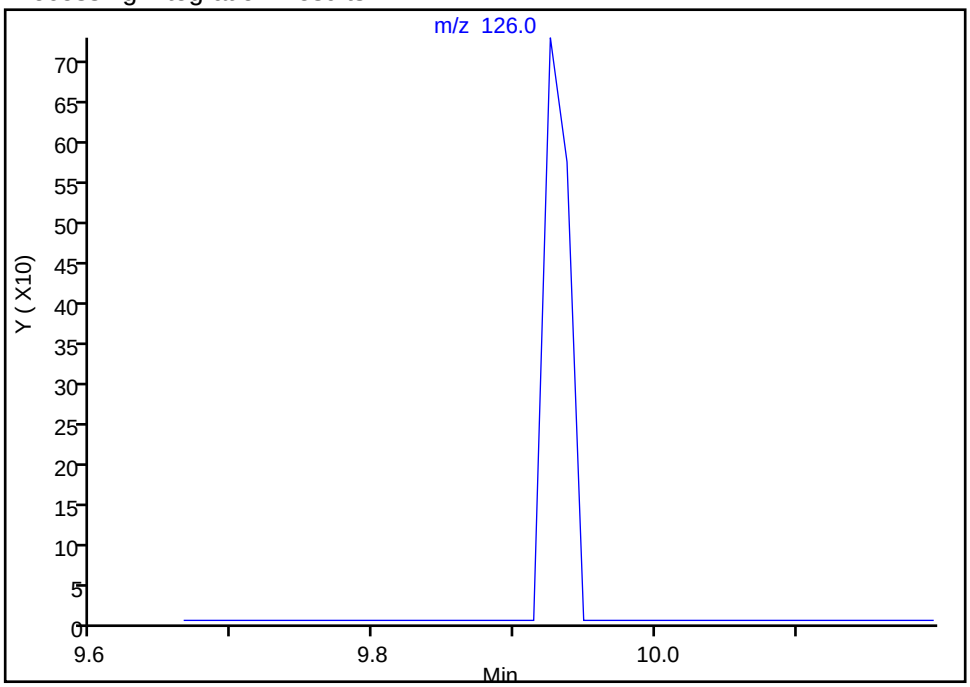

Manual Integration Results

RT: 9.93
Area: 916
Amount: 2.766107
Amount Units: ug/l

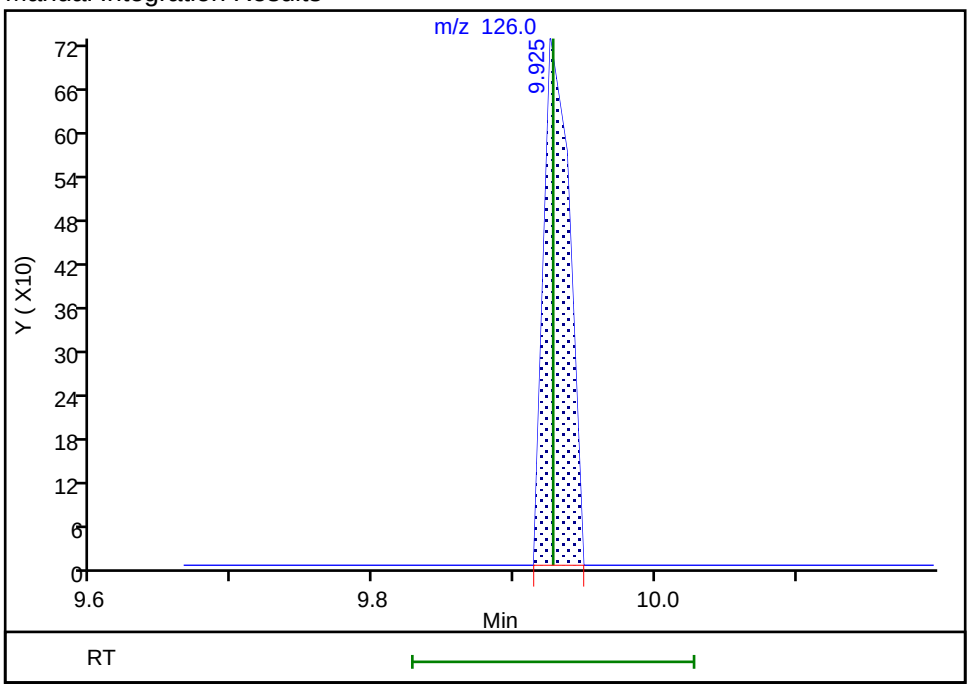

Reviewer: latat, 17-Aug-2019 04:04:09
Audit Action: Assigned Compound ID Audit Reason: Peak assignment corrected

Eurofins TestAmerica, Canton
Target Compound Quantitation Report

Data File: \\chromna\Canton\ChromData\A3UX8\20190816-90171.b\UX85981.D
Lims ID: STDA9 L1
Client ID:
Sample Type: IC Calib Level: 1
Inject. Date: 16-Aug-2019 09:57:30 ALS Bottle#: 10 Worklist Smp#: 11
Purge Vol: 5.000 mL Dil. Factor: 1.0000
Sample Info: 240-0090171-011
Operator ID: 402279 Instrument ID: A3UX8
Sublist: chrom-8260_8*sub69

Method: \\chromna\Canton\ChromData\A3UX8\20190816-90171.b\8260_8.m
Limit Group: MSV 8260B ICAL
Last Update: 17-Aug-2019 04:52:34 Calib Date: 16-Aug-2019 09:57:30
Integrator: RTE ID Type: Deconvolution ID
Quant Method: Internal Standard Quant By: Initial Calibration
Last ICal File: \\chromna\Canton\ChromData\A3UX8\20190816-90171.b\UX85981.D

Column 1 : DB-624 (0.18 mm) Det: MS SCAN
Process Host: CTX0337

First Level Reviewer: latat Date: 17-Aug-2019 04:05:19

Compound	Sig	RT (min.)	Exp RT (min.)	Dlt RT (min.)	Q	Response	Cal Amt ug/l	OnCol Amt ug/l	Flags
* 1 Fluorobenzene	96	5.077	5.076	0.001	99	1042313	50.0	50.0	
* 2 Chlorobenzene-d5	117	7.597	7.596	0.001	94	718749	50.0	50.0	
* 3 1,4-Dichlorobenzene-d4	152	9.786	9.785	0.001	98	385803	50.0	50.0	
25 Acetonitrile	41	3.124	3.124	0.000	93	5923	10.0	12.3	
36 Isopropyl ether	87	3.822	3.822	0.000	93	5407	1.00	1.03	
37 2-Chloro-1,3-butadiene	53	3.846	3.845	0.001	86	10282	1.00	1.01	
38 Tert-butyl ethyl ether	59	4.095	4.094	0.001	90	13645	1.00	0.9257	
43 Propionitrile	54	4.248	4.248	0.000	89	6084	10.0	12.3	
42 Ethyl acetate	43	4.248	4.248	0.000	97	8017	2.00	2.50	a
44 Methacrylonitrile	41	4.367	4.366	0.001	92	24690	10.0	11.0	
55 Tert-amyl methyl ether	73	4.947	4.946	0.001	86	10607	1.00	0.9366	
57 n-Butanol	56	5.266	5.265	0.001	66	1779	25.0	21.8	
59 Ethyl acrylate	55	5.420	5.419	0.001	91	3861	1.00	1.02	
62 Methyl methacrylate	41	5.597	5.608	-0.011	89	5794	2.00	2.03	
66 2-Nitropropane	41		5.916				ND	ND	
77 n-Butyl acetate	43	7.029	7.028	0.001	93	8142	1.00	1.59	
81 1-Chlorohexane	91	7.585	7.585	0.001	80	7118	1.00	0.9449	
91 Cyclohexanone	55		8.614				ND	ND	Ua
101 Pentachloroethane	167	9.419	9.419	0.000	0	5915	2.00	1.78	
107 1,2,3-Trimethylbenzene	105	9.857	9.856	0.001	97	23039	1.00	0.9700	
108 Benzyl chloride	126		9.927				ND	ND	
112 1,3,5-Trichlorobenzene	180	11.147	11.146	0.001	92	12889	1.00	1.18	
117 2-Methylnaphthalene	142	13.289	13.300	-0.011	93	25757	2.00	1.95	

QC Flag Legend

Processing Flags

ND - Not Detected or Marked ND

Review Flags
U - Marked Undetected
a - User Assigned ID

Reagents:

VMRA9W_00309	Amount Added:	0.10	Units: uL	
vmDist_H2o_00147	Amount Added:	0.00	Units:	Run Reagent
vm40ml_vials_00013	Amount Added:	0.00	Units:	Run Reagent
VM568718_00014	Amount Added:	1.00	Units: uL	Run Reagent

Report Date: 17-Aug-2019 04:52:35 Chrom Revision: 2.3 15-Jul-2019 06:58:08

Eurofins TestAmerica, Canton

Data File: \\chromna\Canton\ChromData\A3UX8\20190816-90171.b\UX85981.D

Injection Date:	16-Aug-2019 09:57:30	Instrument ID:	A3UX8	Operator ID:	402279
Lims ID:	STDA9 L1			Worklist Smp#:	11
Client ID:					
Purge Vol:	5.000 mL	Dil. Factor:	1.0000	ALS Bottle#:	10
Method:	8260_8	Limit Group:	MSV 8260B ICAL		

Column: DB-624 (0.18 mm)

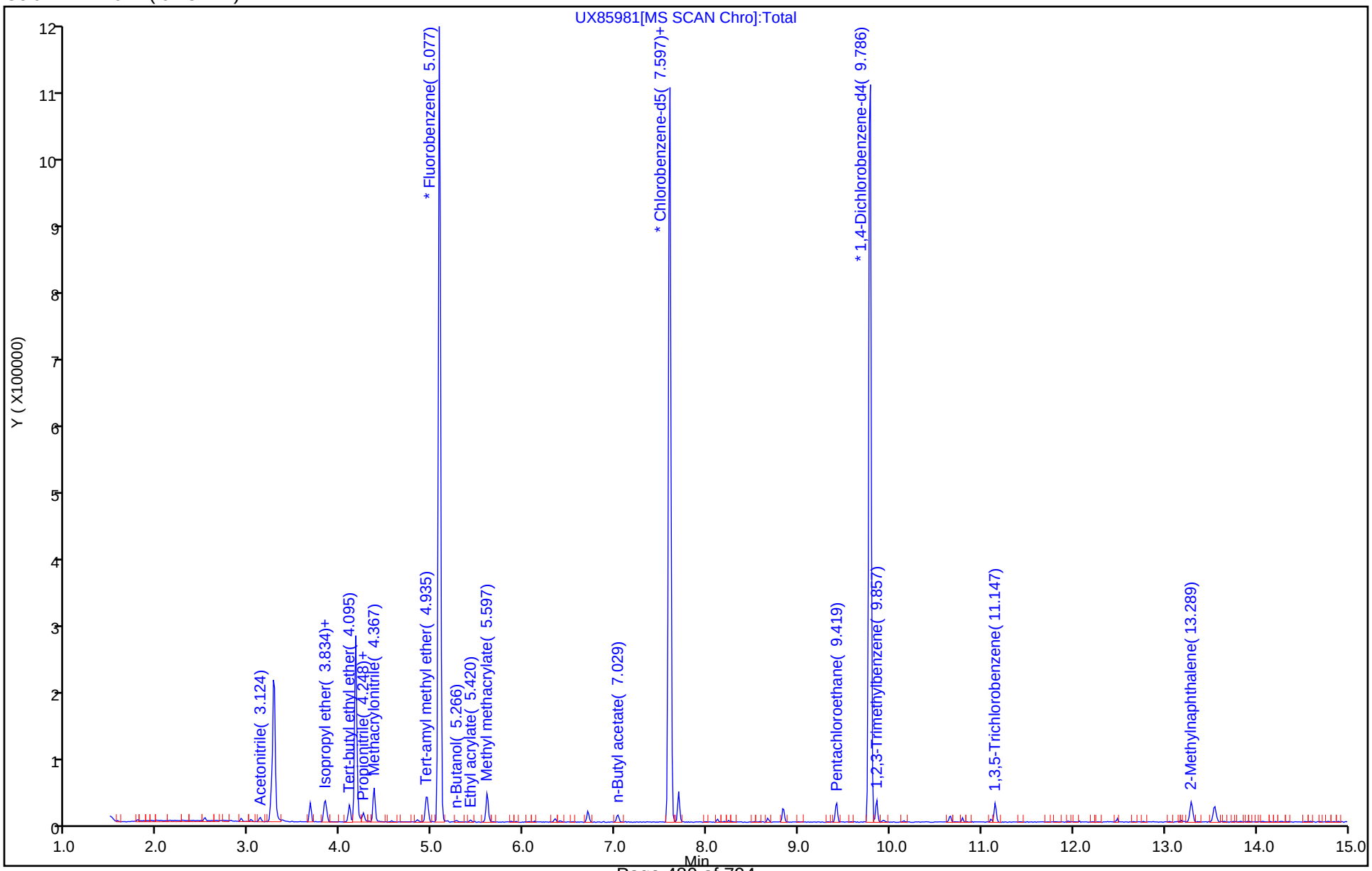

Manual Integration/User Assign Peak Report

Eurofins TestAmerica, Canton

Data File: \\chromna\Canton\ChromData\A3UX8\20190816-90171.b\UX85981.D
Injection Date: 16-Aug-2019 09:57:30 Instrument ID: A3UX8
Lims ID: STDA9 L1
Client ID:
Operator ID: 402279 ALS Bottle#: 10 Worklist Smp#: 11
Purge Vol: 5.000 mL Dil. Factor: 1.0000
Method: 8260_8 Limit Group: MSV 8260B ICAL
Column: DB-624 (0.18 mm) Detector MS SCAN

42 Ethyl acetate, CAS: 141-78-6

Signal: 1

Not Detected
Expected RT: 4.25

Processing Integration Results

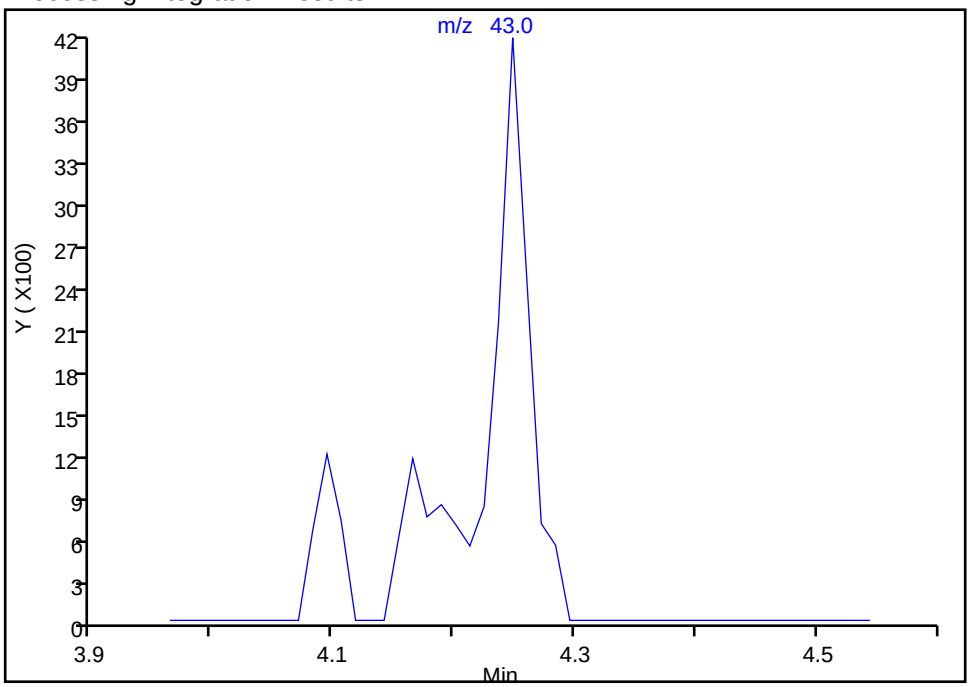

Manual Integration Results

RT: 4.25
Area: 8017
Amount: 2.500746
Amount Units: ug/l

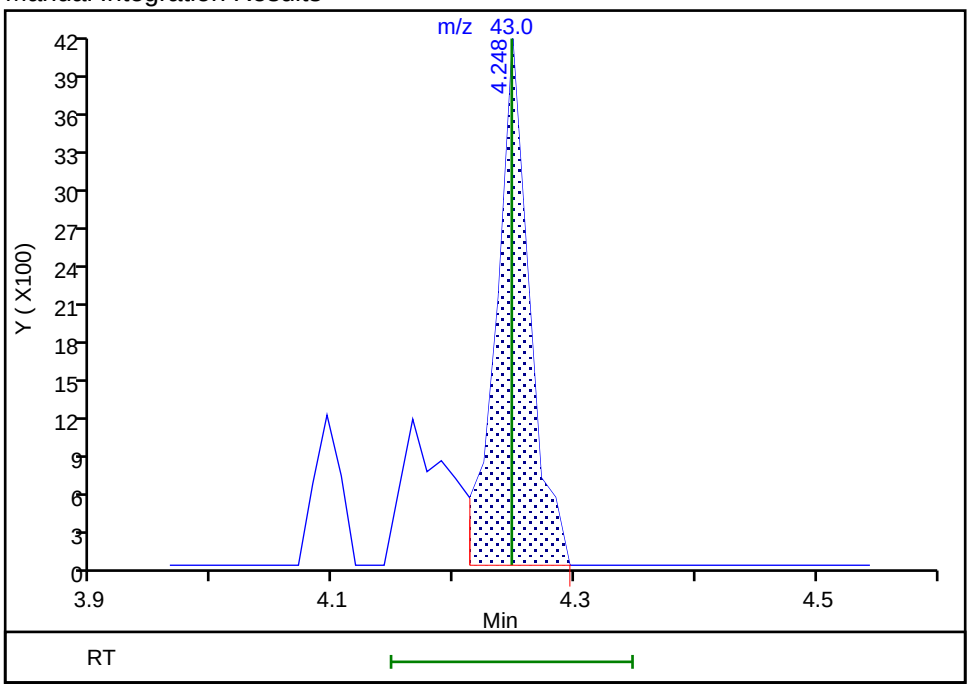

Reviewer: latat, 17-Aug-2019 04:10:26
Audit Action: Assigned Compound ID Audit Reason: Peak assignment corrected

FORM VI
GC/MS VOA BY INTERNAL STANDARD - INITIAL CALIBRATION DATA
CURVE EVALUATION

Lab Name: Eurofins TestAmerica, Canton Job No.: 240-123986-1 Analy Batch No.: 408938

SDG No.:

Instrument ID: A3UX8 GC Column: DB-624 ID: 0.18(mm) Heated Purge: (Y/N) Y

Calibration Start Date: 11/04/2019 01:56 Calibration End Date: 11/04/2019 05:00 Calibration ID: 54202

Calibration Files:

LEVEL:	LAB SAMPLE ID:	LAB FILE ID:
Level 1	STD8260 240-408938/11	UX87328.D
Level 2	STD8260 240-408938/10	UX87327.D
Level 3	STD8260 240-408938/9	UX87326.D
Level 4	STD8260 240-408938/8	UX87325.D
Level 5	ICIS 240-408938/7	UX87324.D
Level 6	STD8260 240-408938/6	UX87323.D
Level 7	STD8260 240-408938/5	UX87322.D
Level 8	STD8260 240-408938/4	UX87321.D
Level 9	STD8260 240-408938/3	UX87320.D

ANALYTE	RRF					CURVE TYPE	COEFFICIENT			#	MIN RRF	%RSD	#	MAX %RSD	R^2 OR COD	#	MIN R^2 OR COD
	LVL 1 LVL 6	LVL 2 LVL 7	LVL 3 LVL 8	LVL 4 LVL 9	LVL 5		B	M1	M2								
Dichlorodifluoromethane	0.3127 0.3642	0.3232 0.3465	0.4489 0.3518	0.3661 0.3461	0.3692	Ave		0.3587				10.8		15.0			
Chloromethane	0.4076 0.4135	0.4132 0.4029	0.5566 0.4125	0.4519 0.3946	0.4285	Ave		0.4313			0.1000	11.5		15.0			
Vinyl chloride	0.3237 0.2940	0.2962 0.2885	0.3951 0.3014	0.3199 0.2957	0.3034	Ave		0.3131				10.5		15.0			
Butadiene	0.3749 0.3517	0.3301 0.3482	0.4418 0.3627	0.4013 0.3579	0.3760	Ave		0.3716				8.9		15.0			
Bromomethane	0.1967 0.1574	0.1685 0.1370	0.2235 +++++	0.1853 +++++	0.1773	Qua	0.0924	0.1778	-0.000418						1.0000		0.9900
Chloroethane	0.1632 0.1753	0.1840 0.1693	0.2299 0.1570	0.1907 0.1493	0.1890	Ave		0.1786				13.4		15.0			
Dichlorofluoromethane	0.3829 0.3642	0.3831 0.3607	0.4997 0.3577	0.4058 0.3505	0.4033	Ave		0.3898				11.7		15.0			
Trichlorofluoromethane	0.3700 0.3569	0.3669 0.3464	0.4773 0.3485	0.3846 0.3492	0.3686	Ave		0.3743				10.9		15.0			
Ethyl ether	0.2712 0.2210	0.2102 0.2174	0.2495 0.2067	0.2407 0.2024	0.2212	Ave		0.2267				10.0		15.0			
Acrolein	0.0324 0.0333	0.0340 0.0331	0.0402 0.0316	0.0356 0.0314	0.0339	Ave		0.0339				7.9		15.0			
1,1-Dichloroethene	0.3099 0.2625	0.2545 0.2572	0.2965 0.2483	0.2846 0.2440	0.2555	Ave		0.2681				8.6		15.0			
1,1,2-Trichlorotrifluoroethane	0.2472 0.2181	0.2024 0.2152	0.2722 0.2078	0.2308 0.2107	0.2131	Ave		0.2242				10.0		15.0			
Acetone	0.1667 0.0594	0.1301 0.0646	0.0964 0.0598	0.0728 0.0588	0.0693	Lin1	0.2566	0.0595							0.9980		0.9900

Note: The M1 coefficient is the same as Ave RRF for an Ave curve type.

FORM VI
GC/MS VOA BY INTERNAL STANDARD - INITIAL CALIBRATION DATA
CURVE EVALUATION

Lab Name: Eurofins TestAmerica, Canton Job No.: 240-123986-1 Analy Batch No.: 408938

SDG No.:

Instrument ID: A3UX8 GC Column: DB-624 ID: 0.18(mm) Heated Purge: (Y/N) Y

Calibration Start Date: 11/04/2019 01:56 Calibration End Date: 11/04/2019 05:00 Calibration ID: 54202

ANALYTE	RRF					CURVE TYPE	COEFFICIENT			#	MIN RRF	%RSD	#	MAX %RSD	R^2 OR COD	#	MIN R^2 OR COD
	LVL 1 LVL 6	LVL 2 LVL 7	LVL 3 LVL 8	LVL 4 LVL 9	LVL 5		B	M1	M2								
Iodomethane	0.5461 0.4298	0.4741 0.4269	0.5025 0.4086	0.4557 0.4068	0.4262	Ave		0.4530				10.4		15.0			
Carbon disulfide	0.7912 0.8274	0.7141 0.8443	0.7799 0.8421	0.7949 0.8440	0.7654	Ave		0.8003				5.5		15.0			
3-Chloro-1-propene	0.1474 0.1651	0.1247 0.1669	0.1564 0.1642	0.1580 0.1619	0.1627	Ave		0.1564				8.5		15.0			
Methyl acetate	0.1853 0.1572	0.1717 0.1606	0.1821 0.1540	0.1703 0.1485	0.1620	Ave		0.1658				7.6		15.0			
Methylene Chloride	0.3444 0.2763	0.3302 0.2715	0.3387 0.2610	0.2993 0.2541	0.2801	Ave		0.2951				11.7		15.0			
tert-Butyl alcohol	0.0174 0.0142	0.0175 0.0145	0.0160 0.0139	0.0150 0.0134	0.0153	Ave		0.0152				9.6		15.0			
Acrylonitrile	0.0851 0.0718	0.0840 0.0715	0.0798 0.0677	0.0773 0.0660	0.0742	Ave		0.0753				9.0		15.0			
trans-1,2-Dichloroethene	0.3160 0.3033	0.3156 0.2937	0.3498 0.2834	0.3199 0.2810	0.2916	Ave		0.3060				7.1		15.0			
Methyl tert-butyl ether	0.6141 0.5440	0.5984 0.5505	0.6218 0.5346	0.5820 0.5255	0.5478	Ave		0.5687				6.3		15.0			
Hexane	0.0754 0.0919	0.0751 0.0896	0.0975 0.0868	0.0927 0.0866	0.0909	Ave		0.0874				8.7		15.0			
1,1-Dichloroethane	0.5701 0.5413	0.6087 0.5405	0.6251 0.5166	0.5749 0.5116	0.5451	Ave		0.5593			0.1000	7.0		15.0			
Vinyl acetate	0.3855 0.4492	0.3974 0.4742	0.4471 0.4552	0.4458 0.4509	0.4499	Ave		0.4395				6.5		15.0			
2-Butanone (MEK)	+++++ 0.0978	0.1461 0.0979	0.1331 0.0888	0.1182 0.0875	0.1092	Lin1	0.3606	0.0898							0.9970		0.9900
cis-1,2-Dichloroethene	0.3801 0.3184	0.3309 0.3038	0.3541 0.2942	0.3302 0.2876	0.3183	Ave		0.3242				9.0		15.0			
2,2-Dichloropropane	+++++ 0.3205	0.4089 0.3271	0.4244 0.3192	0.3746 0.3220	0.3322	Ave		0.3536				12.2		15.0			
Bromochloromethane	0.1253 0.1243	0.1365 0.1217	0.1348 0.1176	0.1345 0.1163	0.1273	Ave		0.1265				5.9		15.0			
Tetrahydrofuran	+++++ 0.0594	0.0693 0.0599	0.0715 0.0597	0.0616 0.0578	0.0599	Ave		0.0624				8.1		15.0			
Chloroform	0.5569 0.4805	0.5313 0.4758	0.5523 0.4556	0.5192 0.4564	0.4809	Ave		0.5010				7.9		15.0			
1,1,1-Trichloroethane	0.3741 0.4232	0.3728 0.4223	0.4286 0.4157	0.4117 0.4166	0.4067	Ave		0.4080				5.0		15.0			
Cyclohexane	0.6702 0.6538	0.5919 0.6401	0.7230 0.6313	0.6805 0.6261	0.6377	Ave		0.6505				5.8		15.0			

Note: The M1 coefficient is the same as Ave RRF for an Ave curve type.

FORM VI
GC/MS VOA BY INTERNAL STANDARD - INITIAL CALIBRATION DATA
CURVE EVALUATION

Lab Name: Eurofins TestAmerica, Canton Job No.: 240-123986-1 Analy Batch No.: 408938

SDG No.:

Instrument ID: A3UX8 GC Column: DB-624 ID: 0.18(mm) Heated Purge: (Y/N) Y

Calibration Start Date: 11/04/2019 01:56 Calibration End Date: 11/04/2019 05:00 Calibration ID: 54202

ANALYTE	RRF					CURVE TYPE	COEFFICIENT			#	MIN RRF	%RSD	#	MAX %RSD	R^2 OR COD	#	MIN R^2 OR COD
	LVL 1 LVL 6	LVL 2 LVL 7	LVL 3 LVL 8	LVL 4 LVL 9	LVL 5		B	M1	M2								
1,1-Dichloropropene	0.4544 0.4197	0.4374 0.4090	0.4688 0.3975	0.4367 0.3980	0.4113	Ave		0.4259				5.9		15.0			
Carbon tetrachloride	0.3443 0.3650	0.3304 0.3617	0.3631 0.3637	0.3573 0.3647	0.3447	Ave		0.3550				3.5		15.0			
Isobutyl alcohol	0.0056 0.0074	0.0079 0.0071	0.0078 0.0069	0.0074 0.0067	0.0073	Ave		0.0071				10.0		15.0			
1,2-Dichloroethane	0.3416 0.3309	0.3726 0.3313	0.4012 0.3163	0.3769 0.3156	0.3439	Ave		0.3478				8.5		15.0			
Benzene	1.4895 1.1880	1.3252 1.1678	1.3875 1.1254	1.2769 1.1124	1.2036	Ave		1.2529				10.2		15.0			
n-Heptane	0.0784 0.0982	0.0794 0.0930	0.0895 0.0920	0.0959 0.0909	0.0962	Ave		0.0904				7.8		15.0			
Trichloroethene	0.3614 0.3032	0.3027 0.2958	0.3466 0.2924	0.3212 0.2899	0.3093	Ave		0.3136				8.0		15.0			
Methylcyclohexane	0.5882 0.5749	0.5712 0.5533	0.6452 0.5389	0.5910 0.5354	0.5664	Ave		0.5739				5.8		15.0			
1,2-Dichloropropane	0.2958 0.2755	0.2812 0.2714	0.3028 0.2585	0.2959 0.2616	0.2816	Ave		0.2805				5.5		15.0			
Dibromomethane	0.0822 0.1147	0.1238 0.1160	0.1212 0.1133	0.1173 0.1127	0.1182	Ave		0.1133				10.8		15.0			
1,4-Dioxane	+++++ 0.0017	+++++ 0.0017	0.0020 0.0016	0.0016 0.0016	0.0019	Ave		0.0017				10.0		15.0			
Bromodichloromethane	0.2586 0.3009	0.2789 0.3049	0.2899 0.3007	0.2771 0.3045	0.2851	Ave		0.2889				5.4		15.0			
2-Chloroethyl vinyl ether	0.0609 0.0705	0.0651 0.0746	0.0671 0.0759	0.0707 0.0780	0.0692	Ave		0.0702				7.7		15.0			
cis-1,3-Dichloropropene	0.2312 0.3432	0.2572 0.3516	0.3051 0.3606	0.3223 0.3614	0.3216	Ave		0.3171				14.5		15.0			
4-Methyl-2-pentanone (MIBK)	0.1797 0.1934	0.1891 0.1966	0.1986 0.1881	0.1984 0.1822	0.2040	Ave		0.1922				4.2		15.0			
Toluene	1.8659 1.7724	1.7484 1.7097	2.0140 1.6800	1.8937 1.7067	1.7775	Ave		1.7965				6.0		15.0			
trans-1,3-Dichloropropene	+++++ 0.3878	0.2914 0.4050	0.3436 0.4158	0.3643 0.4241	0.3677	Ave		0.3750				11.6		15.0			
Ethyl methacrylate	0.2519 0.3251	0.2700 0.3249	0.2907 0.3221	0.3223 0.3184	0.3286	Ave		0.3060				9.2		15.0			
1,1,2-Trichloroethane	0.3076 0.2481	0.2771 0.2386	0.2917 0.2309	0.2713 0.2325	0.2618	Ave		0.2622				10.3		15.0			
1,3-Dichloropropane	0.5088 0.4394	0.4939 0.4347	0.5322 0.4175	0.4981 0.4185	0.4633	Ave		0.4674				9.0		15.0			

Note: The M1 coefficient is the same as Ave RRF for an Ave curve type.

FORM VI
GC/MS VOA BY INTERNAL STANDARD - INITIAL CALIBRATION DATA
CURVE EVALUATION

Lab Name: Eurofins TestAmerica, Canton Job No.: 240-123986-1 Analy Batch No.: 408938

SDG No.:

Instrument ID: A3UX8 GC Column: DB-624 ID: 0.18(mm) Heated Purge: (Y/N) Y

Calibration Start Date: 11/04/2019 01:56 Calibration End Date: 11/04/2019 05:00 Calibration ID: 54202

ANALYTE	RRF					CURVE TYPE	COEFFICIENT			#	MIN RRF	%RSD	#	MAX %RSD	R^2 OR COD	#	MIN R^2 OR COD
	LVL 1 LVL 6	LVL 2 LVL 7	LVL 3 LVL 8	LVL 4 LVL 9	LVL 5		B	M1	M2								
Tetrachloroethene	0.3863 0.3574	0.3577 0.3364	0.3963 0.3257	0.3725 0.3332	0.3406	Ave		0.3562				6.9		15.0			
2-Hexanone	0.1459 0.1973	0.1617 0.1937	0.1852 0.1846	0.1966 0.1821	0.2046	Ave		0.1835				10.2		15.0			
Chlorodibromomethane	0.2011 0.2520	0.1811 0.2619	0.2114 0.2630	0.2179 0.2724	0.2301	Ave		0.2323				13.7		15.0			
1,2-Dibromoethane	0.2551 0.2298	0.2028 0.2278	0.2488 0.2236	0.2496 0.2208	0.2283	Ave		0.2318				7.2		15.0			
Chlorobenzene	1.2640 1.0680	1.2148 1.0242	1.2225 0.9896	1.1662 1.0025	1.1006	Ave		1.1169			0.3000	9.2		15.0			
1,1,1,2-Tetrachloroethane	0.3251 0.3448	0.3086 0.3405	0.3525 0.3335	0.3266 0.3391	0.3252	Ave		0.3329				3.9		15.0			
Ethylbenzene	0.5333 0.6124	0.5658 0.5879	0.6719 0.5804	0.6541 0.5856	0.6325	Ave		0.6026				7.3		15.0			
m-Xylene & p-Xylene	0.8266 0.7507	0.7627 0.7215	0.8207 0.7094	0.8030 0.7185	0.7552	Ave		0.7631				5.8		15.0			
o-Xylene	0.7263 0.7393	0.7246 0.7023	0.8142 0.6662	0.7917 0.6665	0.7395	Ave		0.7301				6.8		15.0			
Styrene	1.0381 1.1387	1.0369 1.1125	1.1648 1.0778	1.1841 1.0840	1.1348	Ave		1.1080				4.7		15.0			
Bromoform	+++++ 0.1192	+++++ 0.1270	0.1070 0.1346	0.1124 0.1392	0.1124	Ave		0.1217			0.1000	10.0		15.0			
Isopropylbenzene	1.9406 2.0270	1.8052 1.9260	2.1776 1.8483	2.0974 1.8702	1.9987	Ave		1.9657				6.2		15.0			
1,1,2,2-Tetrachloroethane	0.5765 0.5498	0.6001 0.5459	0.5872 0.5137	0.5968 0.5072	0.5686	Ave		0.5607			0.3000	6.1		15.0			
Bromobenzene	0.9778 0.8205	0.9012 0.7927	0.9234 0.7720	0.8881 0.7777	0.8448	Ave		0.8554				8.4		15.0			
1,2,3-Trichloropropane	0.1963 0.1721	0.1653 0.1703	0.1707 0.1606	0.2090 0.1594	0.1851	Ave		0.1765				9.6		15.0			
trans-1,4-Dichloro-2-butene	+++++ 0.1766	0.1623 0.1848	0.1761 0.1829	0.1996 0.1853	0.1842	Ave		0.1815				5.8		15.0			
N-Propylbenzene	0.9830 1.1014	0.9954 1.0628	1.1919 1.0236	1.1773 1.0324	1.1181	Ave		1.0762				7.1		15.0			
2-Chlorotoluene	0.9843 0.8895	0.8814 0.8701	0.9534 0.8299	0.9470 0.8358	0.8685	Ave		0.8955				6.0		15.0			
1,3,5-Trimethylbenzene	2.8305 3.3817	2.8371 3.2927	3.4043 3.1148	3.4724 3.1600	3.3407	Ave		3.2038				7.4		15.0			
4-Chlorotoluene	0.9457 0.9011	0.9897 0.8714	0.9925 0.8372	0.9800 0.8495	0.9194	Ave		0.9207				6.5		15.0			

Note: The M1 coefficient is the same as Ave RRF for an Ave curve type.

FORM VI
GC/MS VOA BY INTERNAL STANDARD - INITIAL CALIBRATION DATA
CURVE EVALUATION

Lab Name: Eurofins TestAmerica, Canton Job No.: 240-123986-1 Analy Batch No.: 408938

SDG No.:

Instrument ID: A3UX8 GC Column: DB-624 ID: 0.18(mm) Heated Purge: (Y/N) Y

Calibration Start Date: 11/04/2019 01:56 Calibration End Date: 11/04/2019 05:00 Calibration ID: 54202

ANALYTE	RRF					CURVE TYPE	COEFFICIENT			#	MIN RRF	%RSD	#	MAX %RSD	R^2 OR COD	#	MIN R^2 OR COD
	LVL 1 LVL 6	LVL 2 LVL 7	LVL 3 LVL 8	LVL 4 LVL 9	LVL 5		B	M1	M2								
tert-Butylbenzene	2.7625 3.0643	2.6183 2.9756	3.1401 2.8135	3.1515 2.7962	3.0226	Ave		2.9272				6.4		15.0			
1,2,4-Trimethylbenzene	2.8978 3.3407	2.9193 3.3080	3.5061 3.1049	3.5595 3.1510	3.4085	Ave		3.2440				7.4		15.0			
sec-Butylbenzene	4.2078 4.4972	4.1713 4.2919	4.6755 4.0988	4.7277 4.1123	4.4244	Ave		4.3563				5.4		15.0			
1,3-Dichlorobenzene	2.2788 1.7196	1.9335 1.6769	2.1034 1.5727	1.9443 1.5767	1.8109	Ave		1.8463				13.0		15.0			
4-Isopropyltoluene	3.1520 3.7413	3.2965 3.6001	3.8197 3.3806	3.9322 3.4195	3.7595	Ave		3.5668				7.5		15.0			
1,4-Dichlorobenzene	+++++ 1.7251	2.1142 1.6658	2.0852 1.5688	1.9214 1.5836	1.7856	Ave		1.8062				11.8		15.0			
n-Butylbenzene	3.3048 3.3818	3.0723 3.2362	3.4708 3.0327	3.5162 3.0425	3.4123	Ave		3.2744				5.7		15.0			
1,2-Dichlorobenzene	+++++ 1.5566	1.9512 1.5507	1.9308 1.4161	1.7756 1.4152	1.6765	Ave		1.6591				12.8		15.0			
1,2-Dibromo-3-Chloropropane	+++++ 0.0725	+++++ 0.0746	0.0694 0.0793	0.0646 0.0790	0.0688	Ave		0.0726				7.5		15.0			
1,2,4-Trichlorobenzene	+++++ 0.9690	1.2069 0.9309	1.1762 0.8239	1.0651 0.8198	1.0044	Ave		0.9995				14.5		15.0			
Hexachlorobutadiene	0.7638 0.5341	0.6938 0.4676	0.6199 0.4263	0.6182 0.4130	0.5559	Lin1	0.6123	0.4373							0.9910		0.9900
Naphthalene	2.5459 1.8348	2.0889 1.8229	1.9380 1.6555	1.8938 1.5977	1.9196	Ave		1.9219				14.4		15.0			
1,2,3-Trichlorobenzene	1.4741 0.8239	1.1981 0.7832	1.0667 0.7098	0.9826 0.6907	0.9272	Lin1	1.1362	0.7233							0.9940		0.9900
Dibromofluoromethane (Surr)	+++++ 0.1955	0.2831 0.2205	0.2667 0.2210	0.2642 0.2208	0.2490	Ave		0.2401				12.5		15.0			
1,2-Dichloroethane-d4 (Surr)	0.4157 0.2143	0.3661 0.2389	0.3510 0.2453	0.3055 0.2423	0.2913	Lin1	0.2663	0.2408							0.9960		0.9900
Toluene-d8 (Surr)	+++++ 1.2375	1.8028 1.3240	1.7646 1.3364	1.6550 1.3469	1.5871	Ave		1.5068				14.7		15.0			
4-Bromofluorobenzene (Surr)	1.0466 0.4378	0.7643 0.4584	0.6854 0.4611	0.5857 0.4718	0.5618	Lin1	0.6963	0.4620							0.9980		0.9900

Note: The M1 coefficient is the same as Ave RRF for an Ave curve type.

FORM VI
GC/MS VOA BY INTERNAL STANDARD - INITIAL CALIBRATION DATA
RESPONSE AND CONCENTRATION

Lab Name: Eurofins TestAmerica, Canton Job No.: 240-123986-1 Analy Batch No.: 408938

SDG No.:

Instrument ID: A3UX8 GC Column: DB-624 ID: 0.18(mm) Heated Purge: (Y/N) Y

Calibration Start Date: 11/04/2019 01:56 Calibration End Date: 11/04/2019 05:00 Calibration ID: 54202

Calibration Files:

LEVEL:	LAB SAMPLE ID:	LAB FILE ID:
Level 1	STD8260 240-408938/11	UX87328.D
Level 2	STD8260 240-408938/10	UX87327.D
Level 3	STD8260 240-408938/9	UX87326.D
Level 4	STD8260 240-408938/8	UX87325.D
Level 5	ICIS 240-408938/7	UX87324.D
Level 6	STD8260 240-408938/6	UX87323.D
Level 7	STD8260 240-408938/5	UX87322.D
Level 8	STD8260 240-408938/4	UX87321.D
Level 9	STD8260 240-408938/3	UX87320.D

ANALYTE	IS REF	CURVE TYPE	RESPONSE					CONCENTRATION (UG/L)				
			LVL 1 LVL 6	LVL 2 LVL 7	LVL 3 LVL 8	LVL 4 LVL 9	LVL 5	LVL 1 LVL 6	LVL 2 LVL 7	LVL 3 LVL 8	LVL 4 LVL 9	LVL 5
Dichlorodifluoromethane	FB	Ave	4849 301181	9857 568112	35377 1180164	61088 1416348	118385	1.00 50.0	2.00 100	5.00 200	10.0 250	20.0
Chloromethane	FB	Ave	6320 341946	12602 660638	43866 1383821	75401 1614860	137404	1.00 50.0	2.00 100	5.00 200	10.0 250	20.0
Vinyl chloride	FB	Ave	5019 243123	9032 473116	31140 1011150	53380 1210448	97280	1.00 50.0	2.00 100	5.00 200	10.0 250	20.0
Butadiene	FB	Ave	5813 290812	10066 570983	34818 1216503	66961 1464755	120554	1.00 50.0	2.00 100	5.00 200	10.0 250	20.0
Bromomethane	FB	Qua	3050 130159	5140 224702	17618 +++++	30916 +++++	56833	1.00 50.0	2.00 100	5.00 +++++	10.0 +++++	20.0
Chloroethane	FB	Ave	2531 144982	5611 277628	18115 526524	31812 611057	60595	1.00 50.0	2.00 100	5.00 200	10.0 250	20.0
Dichlorofluoromethane	FB	Ave	5936 301156	11685 591417	39386 1199843	67710 1434599	129307	1.00 50.0	2.00 100	5.00 200	10.0 250	20.0
Trichlorofluoromethane	FB	Ave	5737 295143	11189 567943	37614 1168842	64175 1429029	118180	1.00 50.0	2.00 100	5.00 200	10.0 250	20.0
Ethyl ether	FB	Ave	4205 182747	6410 356429	19665 693208	40158 828578	70927	1.00 50.0	2.00 100	5.00 200	10.0 250	20.0
Acrolein	FB	Ave	2510 137780	5186 271374	15846 529259	29672 641709	54392	5.00 250	10.0 500	25.0 1000	50.0 1250	100
1,1-Dichloroethene	FB	Ave	4805 217085	7762 421742	23364 832775	47490 998598	81913	1.00 50.0	2.00 100	5.00 200	10.0 250	20.0
1,1,2-Trichlorotrifluoroethane	FB	Ave	3833 180368	6173 352865	21454 697076	38513 862194	68326	1.00 50.0	2.00 100	5.00 200	10.0 250	20.0
Acetone	FB	Lin1	5170 98165	7936 211870	15200 401250	24293 481594	44450	2.00 100	4.00 200	10.0 400	20.0 500	40.0
Iodomethane	FB	Ave	8467 355371	14459 699936	39607 1370634	76033 1664877	136650	1.00 50.0	2.00 100	5.00 200	10.0 250	20.0

FORM VI
GC/MS VOA BY INTERNAL STANDARD - INITIAL CALIBRATION DATA
RESPONSE AND CONCENTRATION

Lab Name: Eurofins TestAmerica, Canton Job No.: 240-123986-1 Analy Batch No.: 408938

SDG No.:

Instrument ID: A3UX8 GC Column: DB-624 ID: 0.18(mm) Heated Purge: (Y/N) Y

Calibration Start Date: 11/04/2019 01:56 Calibration End Date: 11/04/2019 05:00 Calibration ID: 54202

ANALYTE	IS REF	CURVE TYPE	RESPONSE					CONCENTRATION (UG/L)				
			LVL 1 LVL 6	LVL 2 LVL 7	LVL 3 LVL 8	LVL 4 LVL 9	LVL 5	LVL 1 LVL 6	LVL 2 LVL 7	LVL 3 LVL 8	LVL 4 LVL 9	LVL 5
Carbon disulfide	FB	Ave	12267 684105	21779 1384482	61463 2824623	132632 3454195	245407	1.00 50.0	2.00 100	5.00 200	10.0 250	20.0
3-Chloro-1-propene	FB	Ave	2285 136512	3803 273611	12330 550863	26367 662621	52174	1.00 50.0	2.00 100	5.00 200	10.0 250	20.0
Methyl acetate	FB	Ave	5747 260015	10475 526757	28703 1032842	56817 1215567	103904	2.00 100	4.00 200	10.0 400	20.0 500	40.0
Methylene Chloride	FB	Ave	5340 228435	10071 445237	26691 875510	49941 1040092	89815	1.00 50.0	2.00 100	5.00 200	10.0 250	20.0
tert-Butyl alcohol	FB	Ave	2691 117140	5334 237503	12630 467313	24997 549430	49200	10.0 500	20.0 1000	50.0 2000	100 2500	200
Acrylonitrile	FB	Ave	13195 594042	25630 1172011	62909 2270202	128947 2700150	237968	10.0 500	20.0 1000	50.0 2000	100 2500	200
trans-1,2-Dichloroethene	FB	Ave	4899 250749	9626 481661	27569 950641	53382 1150022	93504	1.00 50.0	2.00 100	5.00 200	10.0 250	20.0
Methyl tert-butyl ether	FB	Ave	9522 449793	18251 902644	49002 1793096	97106 2150594	175633	1.00 50.0	2.00 100	5.00 200	10.0 250	20.0
Hexane	FB	Ave	1169 76024	2290 146890	7686 291229	15470 354247	29150	1.00 50.0	2.00 100	5.00 200	10.0 250	20.0
1,1-Dichloroethane	FB	Ave	8839 447612	18564 886237	49268 1732824	95919 2093855	174780	1.00 50.0	2.00 100	5.00 200	10.0 250	20.0
Vinyl acetate	FB	Ave	5977 371396	12120 777537	35238 1526753	74382 1845488	144240	1.00 50.0	2.00 100	5.00 200	10.0 250	20.0
2-Butanone (MEK)	FB	Lin1	+++++ 161681	8910 321019	20977 595602	39439 716233	70049	+++++ 100	4.00 200	10.0 400	20.0 500	40.0
cis-1,2-Dichloroethene	FB	Ave	5893 263257	10093 498192	27907 986744	55089 1177028	102056	1.00 50.0	2.00 100	5.00 200	10.0 250	20.0
2,2-Dichloropropane	FB	Ave	+++++ 264972	12470 536391	33445 1070573	62506 1317761	106504	+++++ 50.0	2.00 100	5.00 200	10.0 250	20.0
Bromochloromethane	FB	Ave	1943 102812	4162 199539	10625 394391	22447 475869	40826	1.00 50.0	2.00 100	5.00 200	10.0 250	20.0
Tetrahydrofuran	FB	Ave	+++++ 98294	4225 196537	11265 400778	20545 472939	38434	+++++ 100	4.00 200	10.0 400	20.0 500	40.0
Chloroform	FB	Ave	8635 397332	16202 780159	43524 1528117	86631 1867977	154200	1.00 50.0	2.00 100	5.00 200	10.0 250	20.0
1,1,1-Trichloroethane	FB	Ave	5801 349953	11371 692507	33781 1394494	68696 1704952	130417	1.00 50.0	2.00 100	5.00 200	10.0 250	20.0
Cyclohexane	FB	Ave	10391 540593	18053 1049535	56983 2117486	113554 2562511	204481	1.00 50.0	2.00 100	5.00 200	10.0 250	20.0
1,1-Dichloropropene	FB	Ave	7046 347052	13339 670701	36946 1333231	72864 1628904	131870	1.00 50.0	2.00 100	5.00 200	10.0 250	20.0
Carbon tetrachloride	FB	Ave	5338 301774	10078 593155	28614 1219856	59625 1492837	110519	1.00 50.0	2.00 100	5.00 200	10.0 250	20.0

FORM VI
GC/MS VOA BY INTERNAL STANDARD - INITIAL CALIBRATION DATA
RESPONSE AND CONCENTRATION

Lab Name: Eurofins TestAmerica, Canton Job No.: 240-123986-1 Analy Batch No.: 408938

SDG No.:

Instrument ID: A3UX8 GC Column: DB-624 ID: 0.18(mm) Heated Purge: (Y/N) Y

Calibration Start Date: 11/04/2019 01:56 Calibration End Date: 11/04/2019 05:00 Calibration ID: 54202

ANALYTE	IS REF	CURVE TYPE	RESPONSE					CONCENTRATION (UG/L)				
			LVL 1 LVL 6	LVL 2 LVL 7	LVL 3 LVL 8	LVL 4 LVL 9	LVL 5	LVL 1 LVL 6	LVL 2 LVL 7	LVL 3 LVL 8	LVL 4 LVL 9	LVL 5
Isobutyl alcohol	FB	Ave	2155 153503	6055 291640	15371 574850	30939 680996	58346	25.0 1250	50.0 2500	125 5000	250 6250	500
1,2-Dichloroethane	FB	Ave	5297 273572	11363 543211	31623 1061097	62895 1291850	110251	1.00 50.0	2.00 100	5.00 200	10.0 250	20.0
Benzene	FB	Ave	23094 982265	40417 1914879	109349 3774988	213067 4552740	385934	1.00 50.0	2.00 100	5.00 200	10.0 250	20.0
n-Heptane	FB	Ave	1215 81171	2423 152522	7052 308630	16001 372193	30845	1.00 50.0	2.00 100	5.00 200	10.0 250	20.0
Trichloroethene	FB	Ave	5604 250733	9232 485061	27320 980740	53589 1186683	99181	1.00 50.0	2.00 100	5.00 200	10.0 250	20.0
Methylcyclohexane	FB	Ave	9120 475396	17419 907286	50849 1807826	98621 2191382	181623	1.00 50.0	2.00 100	5.00 200	10.0 250	20.0
1,2-Dichloropropane	FB	Ave	4587 227806	8576 445073	23866 867036	49376 1070604	90298	1.00 50.0	2.00 100	5.00 200	10.0 250	20.0
Dibromomethane	FB	Ave	1274 94848	3776 190242	9550 380135	19578 461288	37898	1.00 50.0	2.00 100	5.00 200	10.0 250	20.0
1,4-Dioxane	FB	Ave	+++++ 28085	+++++ 57318	3184 107104	5250 128769	12161	+++++ 1000	+++++ 2000	100 4000	200 5000	400
Bromodichloromethane	FB	Ave	4009 248779	8506 499997	22847 1008647	46229 1246094	91416	1.00 50.0	2.00 100	5.00 200	10.0 250	20.0
2-Chloroethyl vinyl ether	FB	Ave	1888 116640	3972 244518	10570 509199	23593 638200	44399	2.00 100	4.00 200	10.0 400	20.0 500	40.0
cis-1,3-Dichloropropene	FB	Ave	3584 283790	7845 576548	24042 1209550	53785 1479112	103122	1.00 50.0	2.00 100	5.00 200	10.0 250	20.0
4-Methyl-2-pentanone (MIBK)	FB	Ave	5573 319854	11533 644788	31310 1262053	66224 1491244	130788	2.00 100	4.00 200	10.0 400	20.0 500	40.0
Toluene	CBNZ d5	Ave	19706 985202	36649 1930810	106219 3871561	213860 4747867	395339	1.00 50.0	2.00 100	5.00 200	10.0 250	20.0
trans-1,3-Dichloropropene	CBNZ d5	Ave	+++++ 215545	6108 457414	18120 958256	41140 1179824	81773	+++++ 50.0	2.00 100	5.00 200	10.0 250	20.0
Ethyl methacrylate	CBNZ d5	Ave	2660 180713	5659 366934	15332 742180	36400 885773	73080	1.00 50.0	2.00 100	5.00 200	10.0 250	20.0
1,1,2-Trichloroethane	CBNZ d5	Ave	3249 137890	5808 269404	15383 532073	30637 646775	58225	1.00 50.0	2.00 100	5.00 200	10.0 250	20.0
1,3-Dichloropropane	CBNZ d5	Ave	5373 244262	10353 490880	28071 962257	56250 1164166	103038	1.00 50.0	2.00 100	5.00 200	10.0 250	20.0
Tetrachloroethene	CBNZ d5	Ave	4080 198692	7498 379959	20902 750624	42066 926855	75746	1.00 50.0	2.00 100	5.00 200	10.0 250	20.0
2-Hexanone	CBNZ d5	Ave	3082 219313	6778 437493	19538 850965	44408 1012941	91010	2.00 100	4.00 200	10.0 400	20.0 500	40.0
Chlorodibromomethane	CBNZ d5	Ave	2124 140101	3795 295804	11148 606035	24609 757898	51179	1.00 50.0	2.00 100	5.00 200	10.0 250	20.0

FORM VI
GC/MS VOA BY INTERNAL STANDARD - INITIAL CALIBRATION DATA
RESPONSE AND CONCENTRATION

Lab Name: Eurofins TestAmerica, Canton Job No.: 240-123986-1 Analy Batch No.: 408938

SDG No.:

Instrument ID: A3UX8 GC Column: DB-624 ID: 0.18(mm) Heated Purge: (Y/N) Y

Calibration Start Date: 11/04/2019 01:56 Calibration End Date: 11/04/2019 05:00 Calibration ID: 54202

ANALYTE	IS REF	CURVE TYPE	RESPONSE					CONCENTRATION (UG/L)				
			LVL 1 LVL 6	LVL 2 LVL 7	LVL 3 LVL 8	LVL 4 LVL 9	LVL 5	LVL 1 LVL 6	LVL 2 LVL 7	LVL 3 LVL 8	LVL 4 LVL 9	LVL 5
1,2-Dibromoethane	CBNZ d5	Ave	2694 127764	4250 257243	13124 515250	28183 614171	50781	1.00 50.0	2.00 100	5.00 200	10.0 250	20.0
Chlorobenzene	CBNZ d5	Ave	13349 593661	25463 1156606	64474 2280465	131698 2788947	244795	1.00 50.0	2.00 100	5.00 200	10.0 250	20.0
1,1,1,2-Tetrachloroethane	CBNZ d5	Ave	3433 191646	6469 384549	18589 768644	36886 943461	72340	1.00 50.0	2.00 100	5.00 200	10.0 250	20.0
Ethylbenzene	CBNZ d5	Ave	5632 340393	11859 663942	35438 1337481	73865 1629183	140674	1.00 50.0	2.00 100	5.00 200	10.0 250	20.0
m-Xylene & p-Xylene	CBNZ d5	Ave	8730 417269	15987 814859	43282 1634955	90681 1998657	167969	1.00 50.0	2.00 100	5.00 200	10.0 250	20.0
o-Xylene	CBNZ d5	Ave	7671 410954	15188 793176	42941 1535204	89403 1854208	164489	1.00 50.0	2.00 100	5.00 200	10.0 250	20.0
Styrene	CBNZ d5	Ave	10964 632960	21734 1256424	61431 2483935	133722 3015547	252395	1.00 50.0	2.00 100	5.00 200	10.0 250	20.0
Bromoform	CBNZ d5	Ave	+++++ 66247	+++++ 143392	5641 310212	12696 387240	25008	+++++ 50.0	+++++ 100	5.00 200	10.0 250	20.0
Isopropylbenzene	CBNZ d5	Ave	20495 1126754	37838 2175078	114846 4259417	236860 5202762	444547	1.00 50.0	2.00 100	5.00 200	10.0 250	20.0
1,1,2,2-Tetrachloroethane	DCBd 4	Ave	3119 154539	6564 302308	16454 578077	34598 689438	63933	1.00 50.0	2.00 100	5.00 200	10.0 250	20.0
Bromobenzene	DCBd 4	Ave	5290 230619	9857 439009	25875 868774	51481 1057093	94992	1.00 50.0	2.00 100	5.00 200	10.0 250	20.0
1,2,3-Trichloropropane	DCBd 4	Ave	1062 48368	1808 94321	4783 180693	12115 216609	20812	1.00 50.0	2.00 100	5.00 200	10.0 250	20.0
trans-1,4-Dichloro-2-butene	DCBd 4	Ave	+++++ 49630	1775 102344	4934 205811	11568 251832	20714	+++++ 50.0	2.00 100	5.00 200	10.0 250	20.0
N-Propylbenzene	DCBd 4	Ave	5318 309588	10887 588557	33398 1151903	68245 1403287	125730	1.00 50.0	2.00 100	5.00 200	10.0 250	20.0
2-Chlorotoluene	DCBd 4	Ave	5325 250031	9640 481873	26714 933897	54897 1135987	97662	1.00 50.0	2.00 100	5.00 200	10.0 250	20.0
1,3,5-Trimethylbenzene	DCBd 4	Ave	15313 950535	31031 1823486	95389 3505295	201291 4295058	375652	1.00 50.0	2.00 100	5.00 200	10.0 250	20.0
4-Chlorotoluene	DCBd 4	Ave	5116 253273	10825 482570	27811 942179	56811 1154703	103389	1.00 50.0	2.00 100	5.00 200	10.0 250	20.0
tert-Butylbenzene	DCBd 4	Ave	14945 861324	28637 1647858	87986 3166187	182686 3800639	339877	1.00 50.0	2.00 100	5.00 200	10.0 250	20.0
1,2,4-Trimethylbenzene	DCBd 4	Ave	15677 939027	31930 1831977	98242 3494084	206338 4282789	383276	1.00 50.0	2.00 100	5.00 200	10.0 250	20.0
sec-Butylbenzene	DCBd 4	Ave	22764 1264106	45623 2376836	131008 4612591	274059 5589433	497504	1.00 50.0	2.00 100	5.00 200	10.0 250	20.0
1,3-Dichlorobenzene	DCBd 4	Ave	12328 483347	21147 928651	58937 1769815	112707 2143071	203627	1.00 50.0	2.00 100	5.00 200	10.0 250	20.0

FORM VI
GC/MS VOA BY INTERNAL STANDARD - INITIAL CALIBRATION DATA
RESPONSE AND CONCENTRATION

Lab Name: Eurofins TestAmerica, Canton Job No.: 240-123986-1 Analy Batch No.: 408938

SDG No.:

Instrument ID: A3UX8 GC Column: DB-624 ID: 0.18(mm) Heated Purge: (Y/N) Y

Calibration Start Date: 11/04/2019 01:56 Calibration End Date: 11/04/2019 05:00 Calibration ID: 54202

ANALYTE	IS REF	CURVE TYPE	RESPONSE					CONCENTRATION (UG/L)				
			LVL 1 LVL 6	LVL 2 LVL 7	LVL 3 LVL 8	LVL 4 LVL 9	LVL 5	LVL 1 LVL 6	LVL 2 LVL 7	LVL 3 LVL 8	LVL 4 LVL 9	LVL 5
4-Isopropyltoluene	DCBd 4	Ave	17052 1051637	36055 1993703	107028 3804397	227946 4647763	422746	1.00 50.0	2.00 100	5.00 200	10.0 250	20.0
1,4-Dichlorobenzene	DCBd 4	Ave	+++++ 484902	23124 922535	58428 1765508	111379 2152443	200783	+++++ 50.0	2.00 100	5.00 200	10.0 250	20.0
n-Butylbenzene	DCBd 4	Ave	17879 950582	33603 1792189	97252 3412823	203827 4135308	383704	1.00 50.0	2.00 100	5.00 200	10.0 250	20.0
1,2-Dichlorobenzene	DCBd 4	Ave	+++++ 437526	21341 858779	54101 1593641	102927 1923501	188521	+++++ 50.0	2.00 100	5.00 200	10.0 250	20.0
1,2-Dibromo-3-Chloropropane	DCBd 4	Ave	+++++ 20373	+++++ 41302	1944 89212	3745 107393	7735	+++++ 50.0	+++++ 100	5.00 200	10.0 250	20.0
1,2,4-Trichlorobenzene	DCBd 4	Ave	+++++ 272365	13200 515503	32957 927220	61743 1114253	112941	+++++ 50.0	2.00 100	5.00 200	10.0 250	20.0
Hexachlorobutadiene	DCBd 4	Lin1	4132 150125	7588 258964	17369 479688	35834 561329	62510	1.00 50.0	2.00 100	5.00 200	10.0 250	20.0
Naphthalene	DCBd 4	Ave	13773 515748	22847 1009538	54302 1862983	109781 2171542	215853	1.00 50.0	2.00 100	5.00 200	10.0 250	20.0
1,2,3-Trichlorobenzene	DCBd 4	Lin1	7975 231592	13104 433727	29888 798778	56959 938743	104266	1.00 50.0	2.00 100	5.00 200	10.0 250	20.0
Dibromofluoromethane (Surr)	FB	Ave	+++++ 161634	8634 361560	21021 741320	44076 903567	79832	+++++ 50.0	2.00 100	5.00 200	10.0 250	20.0
1,2-Dichloroethane-d4 (Surr)	FB	Lin1	6446 177190	11164 391743	27666 822982	50970 991866	93401	1.00 50.0	2.00 100	5.00 200	10.0 250	20.0
Toluene-d8 (Surr)	CBNZ d5	Ave	+++++ 687907	37788 1495239	93068 3079803	186898 3747007	353003	+++++ 50.0	2.00 100	5.00 200	10.0 250	20.0
4-Bromofluorobenzene (Surr)	CBNZ d5	Lin1	11053 243380	16020 517736	36150 1062657	66145 1312383	124956	1.00 50.0	2.00 100	5.00 200	10.0 250	20.0

Curve Type Legend:

Ave = Average ISTD
Lin1 = Linear 1/conc ISTD
Qua = Quadratic ISTD

Eurofins TestAmerica, Canton
Target Compound Quantitation Report

Data File: \\chromna\Canton\ChromData\A3UX8\20191104-92755.b\UX87320.D
Lims ID: STD8260 L9
Client ID:
Sample Type: IC Calib Level: 9
Inject. Date: 04-Nov-2019 01:56:30 ALS Bottle#: 2 Worklist Smp#: 3
Purge Vol: 5.000 mL Dil. Factor: 1.0000
Sample Info: 240-0092755-003
Operator ID: 402279 Instrument ID: A3UX8
Sublist: chrom-8260_8*sub64

Method: \\chromna\Canton\ChromData\A3UX8\20191104-92755.b\8260_8.m
Limit Group: MSV 8260B ICAL
Last Update: 06-Nov-2019 03:19:50 Calib Date: 04-Nov-2019 05:00:30
Integrator: RTE ID Type: Deconvolution ID
Quant Method: Internal Standard Quant By: Initial Calibration
Last ICal File: \\chromna\Canton\ChromData\A3UX8\20191104-92755.b\UX87328.D

Column 1 : DB-624 (0.18 mm) Det: MS SCAN
Process Host: CTX0304

First Level Reviewer: latat Date: 04-Nov-2019 03:18:56

Compound	Sig	RT (min.)	Exp RT (min.)	Dlt RT (min.)	Q	Response	Cal Amt ug/l	OnCol Amt ug/l	Flags
* 1 Fluorobenzene	96	5.085	5.086	-0.001	96	818572	50.0	50.0	
* 2 Chlorobenzene-d5	117	7.593	7.595	-0.002	98	556372	50.0	50.0	
* 3 1,4-Dichlorobenzene-d4	152	9.782	9.784	-0.002	76	271840	50.0	50.0	
$ 4 Dibromofluoromethane (Surr	113	4.552	4.554	-0.002	58	903567	250.0	229.9	
$ 5 1,2-Dichloroethane-d4 (Sur	65	4.824	4.826	-0.002	79	991866	250.0	250.5	
$ 6 Toluene-d8 (Surr)	98	6.351	6.341	0.010	86	3747007	250.0	223.5	
$ 7 4-Bromofluorobenzene (Surr	95	8.670	8.672	-0.002	84	1312383	250.0	253.8	
9 Dichlorodifluoromethane	85	1.547	1.560	-0.013	77	1416348	250.0	241.2	
10 Chloromethane	50	1.736	1.726	0.010	99	1614860	250.0	228.7	
11 Vinyl chloride	62	1.843	1.844	-0.001	99	1210448	250.0	236.1	
12 Butadiene	54	1.866	1.868	-0.002	0	1464755	250.0	240.8	
13 Bromomethane	94	2.115	2.140	-0.025	91	285216	250.0	151.3	
14 Chloroethane	64	2.198	2.235	-0.037	97	611057	250.0	209.0	a
15 Dichlorofluoromethane	67	2.387	2.400	-0.013	99	1434599	250.0	224.8	
16 Trichlorofluoromethane	101	2.434	2.460	-0.026	98	1429029	250.0	233.2	
17 Ethyl ether	59	2.695	2.696	-0.001	96	828578	250.0	223.3	
18 Acrolein	56	2.789	2.791	-0.002	94	641709	1250.0	1155.0	
19 1,1-Dichloroethene	96	2.872	2.874	-0.002	97	998598	250.0	227.5	
20 1,1,2-Trichloro-1,2,2-trif	151	2.884	2.886	-0.002	94	862194	250.0	234.9	
21 Acetone	43	2.919	2.921	-0.002	93	481594	500.0	490.0	
23 Iodomethane	142	2.990	3.004	-0.014	98	1664877	250.0	224.5	
24 Carbon disulfide	76	3.050	3.063	-0.013	99	3454195	250.0	263.6	
26 3-Chloro-1-propene	76	3.156	3.158	-0.002	88	662621	250.0	258.8	
27 Methyl acetate	43	3.168	3.170	-0.002	98	1215567	500.0	448.0	
28 Methylene Chloride	84	3.239	3.252	-0.013	95	1040092	250.0	215.3	
29 2-Methyl-2-propanol	59	3.345	3.335	0.010	91	549430	2500.0	2201.4	
30 Acrylonitrile	53	3.428	3.430	-0.002	98	2700150	2500.0	2191.2	
31 trans-1,2-Dichloroethene	96	3.464	3.465	-0.001	93	1150022	250.0	229.5	
32 Methyl tert-butyl ether	73	3.476	3.477	-0.001	63	2150594	250.0	231.0	
33 Hexane	86	3.665	3.678	-0.013	96	354247	250.0	247.6	
34 1,1-Dichloroethane	63	3.771	3.773	-0.002	97	2093855	250.0	228.7	

Compound	Sig	RT (min.)	Exp RT (min.)	Dlt RT (min.)	Q	Response	Cal Amt ug/l	OnCol Amt ug/l	Flags
35 Vinyl acetate	43	3.807	3.809	-0.002	97	1845488	250.0	256.5	
39 cis-1,2-Dichloroethene	96	4.209	4.211	-0.002	86	1177028	250.0	221.8	
40 2-Butanone (MEK)	43	4.209	4.211	-0.002	51	716233	500.0	483.3	
41 2,2-Dichloropropane	77	4.209	4.211	-0.002	69	1317761	250.0	227.6	
45 Chlorobromomethane	128	4.387	4.388	-0.001	94	475869	250.0	229.8	
47 Chloroform	83	4.434	4.436	-0.002	86	1867977	250.0	227.8	
46 Tetrahydrofuran	42	4.434	4.436	-0.002	50	472939	500.0	463.0	
48 1,1,1-Trichloroethane	97	4.600	4.601	-0.001	95	1704952	250.0	255.3	
49 Cyclohexane	56	4.647	4.649	-0.002	93	2562511	250.0	240.6	
50 1,1-Dichloropropene	75	4.718	4.720	-0.002	85	1628904	250.0	233.6	
51 Carbon tetrachloride	117	4.730	4.731	-0.001	78	1492837	250.0	256.9	
52 Isobutyl alcohol	41	4.765	4.767	-0.002	68	680996	6250.0	5845.1	
53 1,2-Dichloroethane	62	4.884	4.873	0.011	50	1291850	250.0	226.9	
54 Benzene	78	4.884	4.885	-0.001	97	4552740	250.0	222.0	
56 n-Heptane	100	5.061	5.063	-0.002	98	372193	250.0	251.5	
58 Trichloroethene	130	5.369	5.370	-0.001	97	1186683	250.0	231.1	
60 Methylcyclohexane	83	5.534	5.536	-0.002	88	2191382	250.0	233.3	
61 1,2-Dichloropropane	63	5.546	5.548	-0.002	71	1070604	250.0	233.1	
63 Dibromomethane	93	5.629	5.631	-0.002	89	461288	250.0	248.8	
64 1,4-Dioxane	88	5.641	5.643	-0.002	41	128769	5000.0	4548.3	
65 Dichlorobromomethane	83	5.747	5.749	-0.002	98	1246094	250.0	263.4	
67 2-Chloroethyl vinyl ether	63	5.972	5.974	-0.002	90	638200	500.0	555.2	
68 cis-1,3-Dichloropropene	75	6.114	6.116	-0.002	89	1479112	250.0	284.9	
69 4-Methyl-2-pentanone (MIBK	43	6.233	6.234	-0.001	72	1491244	500.0	473.8	
70 Toluene	91	6.398	6.400	-0.002	94	4747867	250.0	237.5	
71 trans-1,3-Dichloropropene	75	6.564	6.566	-0.002	92	1179824	250.0	282.8	
72 Ethyl methacrylate	69	6.623	6.625	-0.002	95	885773	250.0	260.1	
73 1,1,2-Trichloroethane	97	6.718	6.719	-0.001	94	646775	250.0	221.7	
75 Tetrachloroethene	164	6.883	6.873	0.010	98	926855	250.0	233.8	
74 1,3-Dichloropropane	76	6.872	6.873	-0.001	96	1164166	250.0	223.8	
76 2-Hexanone	43	6.931	6.932	-0.001	70	1012941	500.0	496.0	
78 Chlorodibromomethane	129	7.073	7.074	-0.001	91	757898	250.0	293.2	
80 Ethylene Dibromide	107	7.191	7.193	-0.002	98	614171	250.0	238.1	
82 Chlorobenzene	112	7.629	7.619	0.010	92	2788947	250.0	224.4	
83 1,1,1,2-Tetrachloroethane	131	7.688	7.690	-0.002	91	943461	250.0	254.7	
84 Ethylbenzene	106	7.712	7.713	-0.001	99	1629183	250.0	242.9	
85 m-Xylene & p-Xylene	106	7.818	7.820	-0.002	99	1998657	250.0	235.4	
86 o-Xylene	106	8.185	8.187	-0.002	89	1854208	250.0	228.2	
87 Styrene	104	8.197	8.199	-0.001	88	3015547	250.0	244.6	
88 Bromoform	173	8.374	8.364	0.010	98	387240	250.0	286.0	
89 Isopropylbenzene	105	8.528	8.530	-0.002	96	5202762	250.0	237.9	
92 1,1,2,2-Tetrachloroethane	83	8.788	8.790	-0.002	74	689438	250.0	226.2	
93 Bromobenzene	156	8.824	8.826	-0.002	96	1057093	250.0	227.3	
95 trans-1,4-Dichloro-2-buten	53	8.848	8.837	0.011	66	251832	250.0	255.3	
94 1,2,3-Trichloropropane	110	8.836	8.837	-0.001	58	216609	250.0	225.7	
96 N-Propylbenzene	120	8.919	8.920	-0.001	97	1403287	250.0	239.8	
97 2-Chlorotoluene	126	9.001	9.003	-0.002	95	1135987	250.0	233.3	
98 1,3,5-Trimethylbenzene	105	9.084	9.086	-0.002	93	4295058	250.0	246.6	
99 4-Chlorotoluene	126	9.108	9.110	-0.002	98	1154703	250.0	230.7	
100 tert-Butylbenzene	119	9.404	9.405	-0.001	75	3800639	250.0	238.8	
102 1,2,4-Trimethylbenzene	105	9.439	9.441	-0.002	69	4282789	250.0	242.8	
103 sec-Butylbenzene	105	9.617	9.607	0.010	94	5589433	250.0	236.0	

Compound	Sig	RT (min.)	Exp RT (min.)	Dlt RT (min.)	Q	Response	Cal Amt ug/l	OnCol Amt ug/l	Flags
104 1,3-Dichlorobenzene	146	9.723	9.725	-0.002	90	2143071	250.0	213.5	
105 4-Isopropyltoluene	119	9.747	9.749	-0.002	89	4647763	250.0	239.7	
106 1,4-Dichlorobenzene	146	9.806	9.808	-0.002	92	2152443	250.0	219.2	
109 n-Butylbenzene	91	10.149	10.151	-0.002	98	4135308	250.0	232.3	
110 1,2-Dichlorobenzene	146	10.173	10.175	-0.002	96	1923501	250.0	213.2	
111 1,2-Dibromo-3-Chloropropan	157	10.930	10.932	-0.002	76	107393	250.0	272.1	
113 1,2,4-Trichlorobenzene	180	11.770	11.760	0.010	92	1114253	250.0	205.0	
114 Hexachlorobutadiene	225	11.936	11.938	-0.002	93	561329	250.0	234.7	
115 Naphthalene	128	12.007	12.009	-0.002	96	2171542	250.0	207.8	
116 1,2,3-Trichlorobenzene	180	12.255	12.257	-0.002	96	938743	250.0	237.1	
S 126 1,2-Dichloroethene, Total	96				0			451.3	
S 127 1,3-Dichloropropene, Total	75				0			567.7	
S 128 Xylenes, Total	106				0		500.0	463.6	
S 157 Total BTEX	1				0		1250.0	1166.0	
S 129 Trihalomethanes, Total	1				0		1000.0	1070.3	

QC Flag Legend

Review Flags

a - User Assigned ID

Reagents:

VMAROLISTDW_00319	Amount Added:	25.00	Units: uL
VMRGAS_00314	Amount Added:	25.00	Units: uL
vm50ss_00378	Amount Added:	25.00	Units: uL
VMRPRIMW_00359	Amount Added:	25.00	Units: uL
VM568718_00016	Amount Added:	1.00	Units: uL

Report Date: 06-Nov-2019 03:19:50 Chrom Revision: 2.3 09-Oct-2019 11:13:36

Eurofins TestAmerica, Canton

Data File: \\chromna\Canton\ChromData\A3UX8\20191104-92755.b\UX87320.D

Injection Date:	04-Nov-2019 01:56:30	Instrument ID:	A3UX8	Operator ID:	402279
Lims ID:	STD8260 L9			Worklist Smp#:	3
Client ID:					
Purge Vol:	5.000 mL	Dil. Factor:	1.0000	ALS Bottle#:	2
Method:	8260_8	Limit Group:	MSV 8260B ICAL		

Column: DB-624 (0.18 mm)

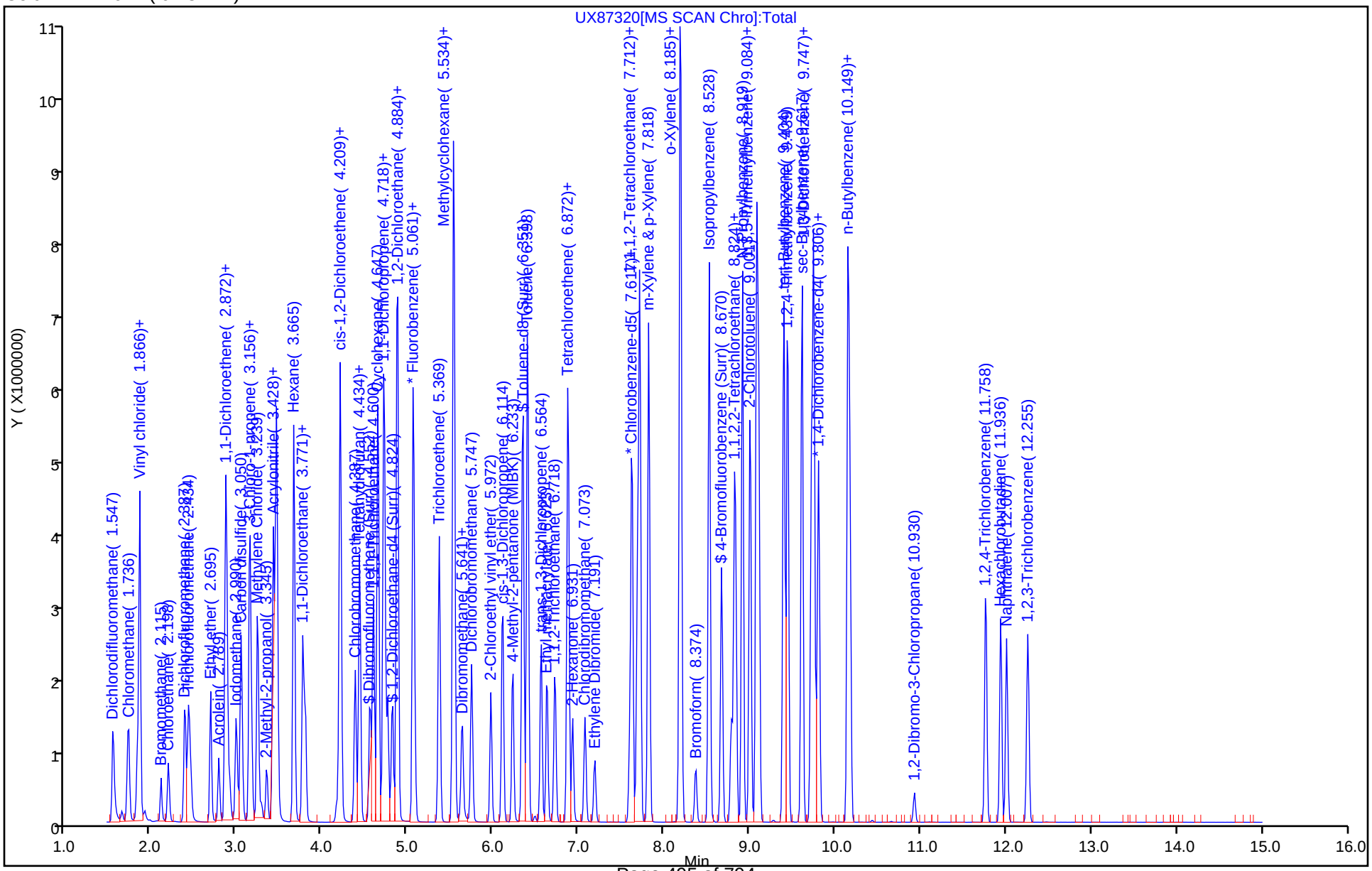

Manual Integration/User Assign Peak Report

Eurofins TestAmerica, Canton

Data File: \\chromna\Canton\ChromData\A3UX8\20191104-92755.b\UX87320.D
Injection Date: 04-Nov-2019 01:56:30 Instrument ID: A3UX8
Lims ID: STD8260 L9
Client ID:
Operator ID: 402279 ALS Bottle#: 2 Worklist Smp#: 3
Purge Vol: 5.000 mL Dil. Factor: 1.0000
Method: 8260_8 Limit Group: MSV 8260B ICAL
Column: DB-624 (0.18 mm) Detector MS SCAN

14 Chloroethane, CAS: 75-00-3

Signal: 1

Processing Integration Results

RT: 2.27
Area: 9446
Amount: 3.555179
Amount Units: ug/l

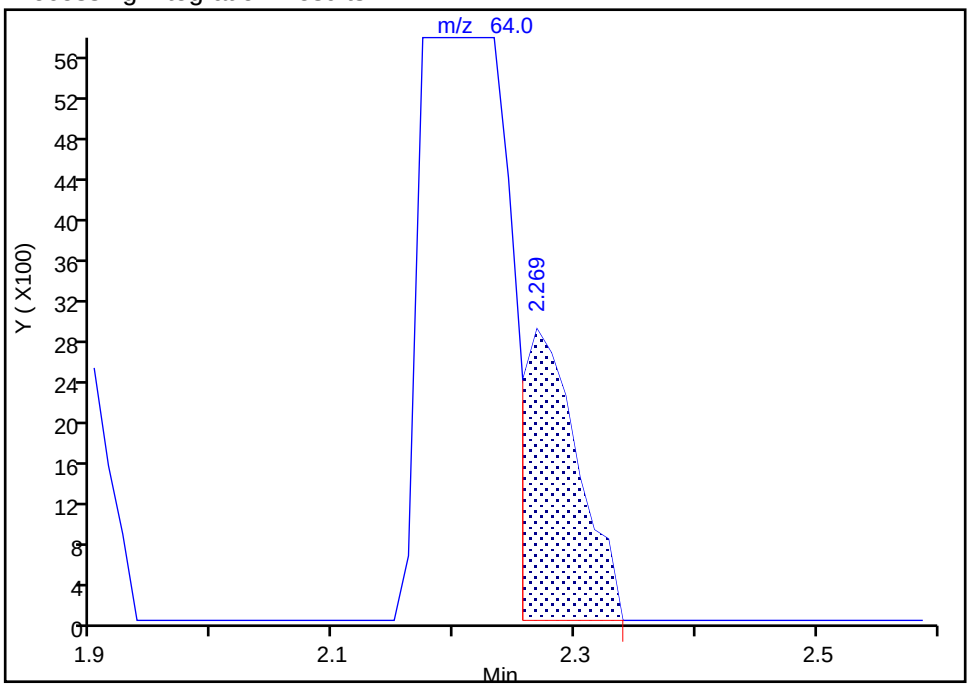

Manual Integration Results

RT: 2.20
Area: 611057
Amount: 208.9547
Amount Units: ug/l

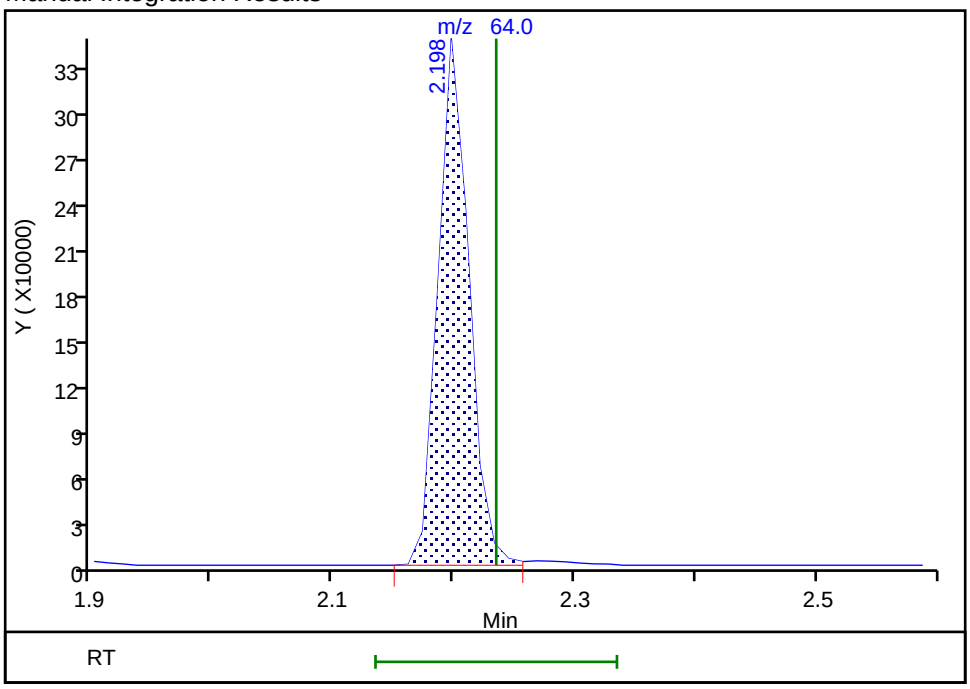

Reviewer: latat, 05-Nov-2019 02:03:03
Audit Action: Assigned Compound ID Audit Reason: Peak assignment corrected

Eurofins TestAmerica, Canton
Target Compound Quantitation Report

Data File: \\chromna\Canton\ChromData\A3UX8\20191104-92755.b\UX87321.D
Lims ID: STD8260 L8
Client ID:
Sample Type: IC Calib Level: 8
Inject. Date: 04-Nov-2019 02:19:30 ALS Bottle#: 3 Worklist Smp#: 4
Purge Vol: 5.000 mL Dil. Factor: 1.0000
Sample Info: 240-0092755-004
Operator ID: 402279 Instrument ID: A3UX8
Sublist: chrom-8260_8*sub64

Method: \\chromna\Canton\ChromData\A3UX8\20191104-92755.b\8260_8.m
Limit Group: MSV 8260B ICAL
Last Update: 06-Nov-2019 03:19:52 Calib Date: 04-Nov-2019 05:00:30
Integrator: RTE ID Type: Deconvolution ID
Quant Method: Internal Standard Quant By: Initial Calibration
Last ICal File: \\chromna\Canton\ChromData\A3UX8\20191104-92755.b\UX87328.D

Column 1 : DB-624 (0.18 mm) Det: MS SCAN
Process Host: CTX0304

First Level Reviewer: latat Date: 04-Nov-2019 03:19:42

Compound	Sig	RT (min.)	Exp RT (min.)	Dlt RT (min.)	Q	Response	Cal Amt ug/l	OnCol Amt ug/l	Flags
* 1 Fluorobenzene	96	5.086	5.086	0.000	100	838588	50.0	50.0	
* 2 Chlorobenzene-d5	117	7.595	7.595	0.000	98	576135	50.0	50.0	
* 3 1,4-Dichlorobenzene-d4	152	9.784	9.784	0.000	97	281338	50.0	50.0	
$ 4 Dibromofluoromethane (Surr	113	4.554	4.554	0.000	94	741320	200.0	184.1	
$ 5 1,2-Dichloroethane-d4 (Sur	65	4.826	4.826	0.000	93	822982	200.0	202.6	
$ 6 Toluene-d8 (Surr)	98	6.340	6.341	-0.001	94	3079803	200.0	177.4	
$ 7 4-Bromofluorobenzene (Surr	95	8.671	8.672	-0.001	86	1062657	200.0	198.1	
9 Dichlorodifluoromethane	85	1.548	1.560	-0.012	99	1180164	200.0	196.1	
10 Chloromethane	50	1.726	1.726	0.000	100	1383821	200.0	191.3	
11 Vinyl chloride	62	1.832	1.844	-0.012	99	1011150	200.0	192.5	
12 Butadiene	54	1.868	1.868	0.000	0	1216503	200.0	195.2	
13 Bromomethane	94	2.116	2.140	-0.024	91	244841	200.0	110.1	
14 Chloroethane	64	2.199	2.235	-0.036	97	526524	200.0	175.8	
15 Dichlorofluoromethane	67	2.400	2.400	0.000	99	1199843	200.0	183.5	
16 Trichlorofluoromethane	101	2.435	2.460	-0.025	99	1168842	200.0	186.2	
17 Ethyl ether	59	2.696	2.696	0.000	95	693208	200.0	182.3	
18 Acrolein	56	2.790	2.791	-0.001	99	529259	1000.0	929.9	
19 1,1-Dichloroethene	96	2.873	2.874	-0.001	97	832775	200.0	185.2	
20 1,1,2-Trichloro-1,2,2-trif	151	2.885	2.886	-0.001	96	697076	200.0	185.4	
21 Acetone	43	2.921	2.921	0.000	98	401250	400.0	397.7	
23 Iodomethane	142	2.992	3.004	-0.012	98	1370634	200.0	180.4	
24 Carbon disulfide	76	3.051	3.063	-0.012	100	2824623	200.0	210.4	
26 3-Chloro-1-propene	76	3.157	3.158	-0.001	89	550863	200.0	210.0	
27 Methyl acetate	43	3.169	3.170	-0.001	100	1032842	400.0	371.5	
28 Methylene Chloride	84	3.240	3.252	-0.012	98	875510	200.0	176.9	
29 2-Methyl-2-propanol	59	3.347	3.335	0.012	92	467313	2000.0	1827.7	
30 Acrylonitrile	53	3.429	3.430	-0.001	98	2270202	2000.0	1798.3	
31 trans-1,2-Dichloroethene	96	3.465	3.465	0.000	96	950641	200.0	185.2	
32 Methyl tert-butyl ether	73	3.477	3.477	0.000	98	1793096	200.0	188.0	
33 Hexane	86	3.666	3.678	-0.012	96	291229	200.0	198.7	
34 1,1-Dichloroethane	63	3.773	3.773	0.000	97	1732824	200.0	184.7	

Compound	Sig	RT (min.)	Exp RT (min.)	Dlt RT (min.)	Q	Response	Cal Amt ug/l	OnCol Amt ug/l	Flags
35 Vinyl acetate	43	3.808	3.809	-0.001	97	1526753	200.0	207.1	
39 cis-1,2-Dichloroethene	96	4.210	4.211	-0.001	87	986744	200.0	181.5	
40 2-Butanone (MEK)	43	4.210	4.211	-0.001	56	595602	400.0	391.5	
41 2,2-Dichloropropane	77	4.210	4.211	-0.001	87	1070573	200.0	180.5	
45 Chlorobromomethane	128	4.388	4.388	0.000	94	394391	200.0	185.9	
47 Chloroform	83	4.435	4.436	-0.001	96	1528117	200.0	181.9	
46 Tetrahydrofuran	42	4.435	4.436	-0.001	51	400778	400.0	383.0	
48 1,1,1-Trichloroethane	97	4.601	4.601	0.000	99	1394494	200.0	203.8	
49 Cyclohexane	56	4.648	4.649	-0.001	96	2117486	200.0	194.1	
50 1,1-Dichloropropene	75	4.719	4.720	-0.001	90	1333231	200.0	186.7	
51 Carbon tetrachloride	117	4.731	4.731	0.000	99	1219856	200.0	204.9	
52 Isobutyl alcohol	41	4.767	4.767	0.000	94	574850	5000.0	4816.2	
53 1,2-Dichloroethane	62	4.873	4.873	0.000	55	1061097	200.0	181.9	
54 Benzene	78	4.873	4.885	-0.012	98	3774988	200.0	179.6	
56 n-Heptane	100	5.062	5.063	-0.001	98	308630	200.0	203.6	
58 Trichloroethene	130	5.370	5.370	0.000	97	980740	200.0	186.4	
60 Methylcyclohexane	83	5.536	5.536	0.000	94	1807826	200.0	187.8	
61 1,2-Dichloropropane	63	5.548	5.548	0.000	96	867036	200.0	184.3	
63 Dibromomethane	93	5.630	5.631	-0.001	95	380135	200.0	200.1	
64 1,4-Dioxane	88	5.642	5.643	-0.001	98	107104	4000.0	3692.8	
65 Dichlorobromomethane	83	5.749	5.749	0.000	98	1008647	200.0	208.1	
67 2-Chloroethyl vinyl ether	63	5.973	5.974	-0.001	91	509199	400.0	432.4	
68 cis-1,3-Dichloropropene	75	6.115	6.116	-0.001	90	1209550	200.0	227.4	
69 4-Methyl-2-pentanone (MIBK	43	6.222	6.234	-0.012	99	1262053	400.0	391.4	
70 Toluene	91	6.399	6.400	-0.001	98	3871561	200.0	187.0	
71 trans-1,3-Dichloropropene	75	6.565	6.566	-0.001	99	958256	200.0	221.8	
72 Ethyl methacrylate	69	6.624	6.625	-0.001	95	742180	200.0	210.5	
73 1,1,2-Trichloroethane	97	6.719	6.719	0.000	94	532073	200.0	176.1	
75 Tetrachloroethene	164	6.873	6.873	0.000	97	750624	200.0	182.9	
74 1,3-Dichloropropane	76	6.873	6.873	0.000	97	962257	200.0	178.7	
76 2-Hexanone	43	6.932	6.932	0.000	99	850965	400.0	402.4	
78 Chlorodibromomethane	129	7.074	7.074	0.000	91	606035	200.0	226.4	
80 Ethylene Dibromide	107	7.192	7.193	-0.001	97	515250	200.0	192.9	
82 Chlorobenzene	112	7.618	7.619	-0.001	92	2280465	200.0	177.2	
83 1,1,1,2-Tetrachloroethane	131	7.689	7.690	-0.001	95	768644	200.0	200.4	
84 Ethylbenzene	106	7.713	7.713	0.000	99	1337481	200.0	192.6	
85 m-Xylene & p-Xylene	106	7.819	7.820	-0.001	99	1634955	200.0	185.9	
86 o-Xylene	106	8.186	8.187	-0.001	96	1535204	200.0	182.5	
87 Styrene	104	8.198	8.199	0.000	92	2483935	200.0	194.6	
88 Bromoform	173	8.364	8.364	0.000	97	310212	200.0	221.2	
89 Isopropylbenzene	105	8.529	8.530	-0.001	96	4259417	200.0	188.1	
92 1,1,2,2-Tetrachloroethane	83	8.790	8.790	0.000	97	578077	200.0	183.2	
93 Bromobenzene	156	8.825	8.826	-0.001	98	868774	200.0	180.5	
95 trans-1,4-Dichloro-2-buten	53	8.837	8.837	0.000	85	205811	200.0	201.6	
94 1,2,3-Trichloropropane	110	8.837	8.837	0.000	88	180693	200.0	181.9	
96 N-Propylbenzene	120	8.920	8.920	0.000	99	1151903	200.0	190.2	
97 2-Chlorotoluene	126	9.003	9.003	0.000	95	933897	200.0	185.3	
98 1,3,5-Trimethylbenzene	105	9.086	9.086	0.000	95	3505295	200.0	194.4	
99 4-Chlorotoluene	126	9.109	9.110	-0.001	98	942179	200.0	181.9	
100 tert-Butylbenzene	119	9.405	9.405	0.000	93	3166187	200.0	192.2	
102 1,2,4-Trimethylbenzene	105	9.440	9.441	-0.001	97	3494084	200.0	191.4	
103 sec-Butylbenzene	105	9.618	9.607	0.011	94	4612591	200.0	188.2	

Compound	Sig	RT (min.)	Exp RT (min.)	Dlt RT (min.)	Q	Response	Cal Amt ug/l	OnCol Amt ug/l	Flags
104 1,3-Dichlorobenzene	146	9.724	9.725	-0.001	98	1769815	200.0	170.4	
105 4-Isopropyltoluene	119	9.748	9.749	-0.001	97	3804397	200.0	189.6	
106 1,4-Dichlorobenzene	146	9.807	9.808	-0.001	95	1765508	200.0	173.7	
109 n-Butylbenzene	91	10.150	10.151	-0.001	98	3412823	200.0	185.2	
110 1,2-Dichlorobenzene	146	10.174	10.175	-0.001	97	1593641	200.0	170.7	
111 1,2-Dibromo-3-Chloropropan	157	10.931	10.932	-0.001	80	89212	200.0	218.4	
113 1,2,4-Trichlorobenzene	180	11.760	11.760	0.000	95	927220	200.0	164.9	
114 Hexachlorobutadiene	225	11.937	11.938	-0.001	97	479688	200.0	193.5	
115 Naphthalene	128	12.008	12.009	-0.001	97	1862983	200.0	172.3	
116 1,2,3-Trichlorobenzene	180	12.257	12.257	0.000	96	798778	200.0	194.7	
S 126 1,2-Dichloroethene, Total	96				0			366.7	
S 127 1,3-Dichloropropene, Total	75				0			449.2	
S 128 Xylenes, Total	106				0		400.0	368.4	
S 157 Total BTEX	1				0		1000.0	927.7	
S 129 Trihalomethanes, Total	1				0		800.0	837.6	

Reagents:

VMAROLISTDW_00319	Amount Added:	20.00	Units: uL
VMRGAS_00314	Amount Added:	20.00	Units: uL
vm50ss_00378	Amount Added:	20.00	Units: uL
VMRPRIMW_00359	Amount Added:	20.00	Units: uL
VM568718_00016	Amount Added:	1.00	Units: uL

Report Date: 06-Nov-2019 03:19:53 Chrom Revision: 2.3 09-Oct-2019 11:13:36

Eurofins TestAmerica, Canton

Data File: \\chromna\Canton\ChromData\A3UX8\20191104-92755.b\UX87321.D

Injection Date:	04-Nov-2019 02:19:30	Instrument ID:	A3UX8	Operator ID:	402279
Lims ID:	STD8260 L8			Worklist Smp#:	4
Client ID:					
Purge Vol:	5.000 mL	Dil. Factor:	1.0000	ALS Bottle#:	3
Method:	8260_8	Limit Group:	MSV 8260B ICAL		

Column: DB-624 (0.18 mm)

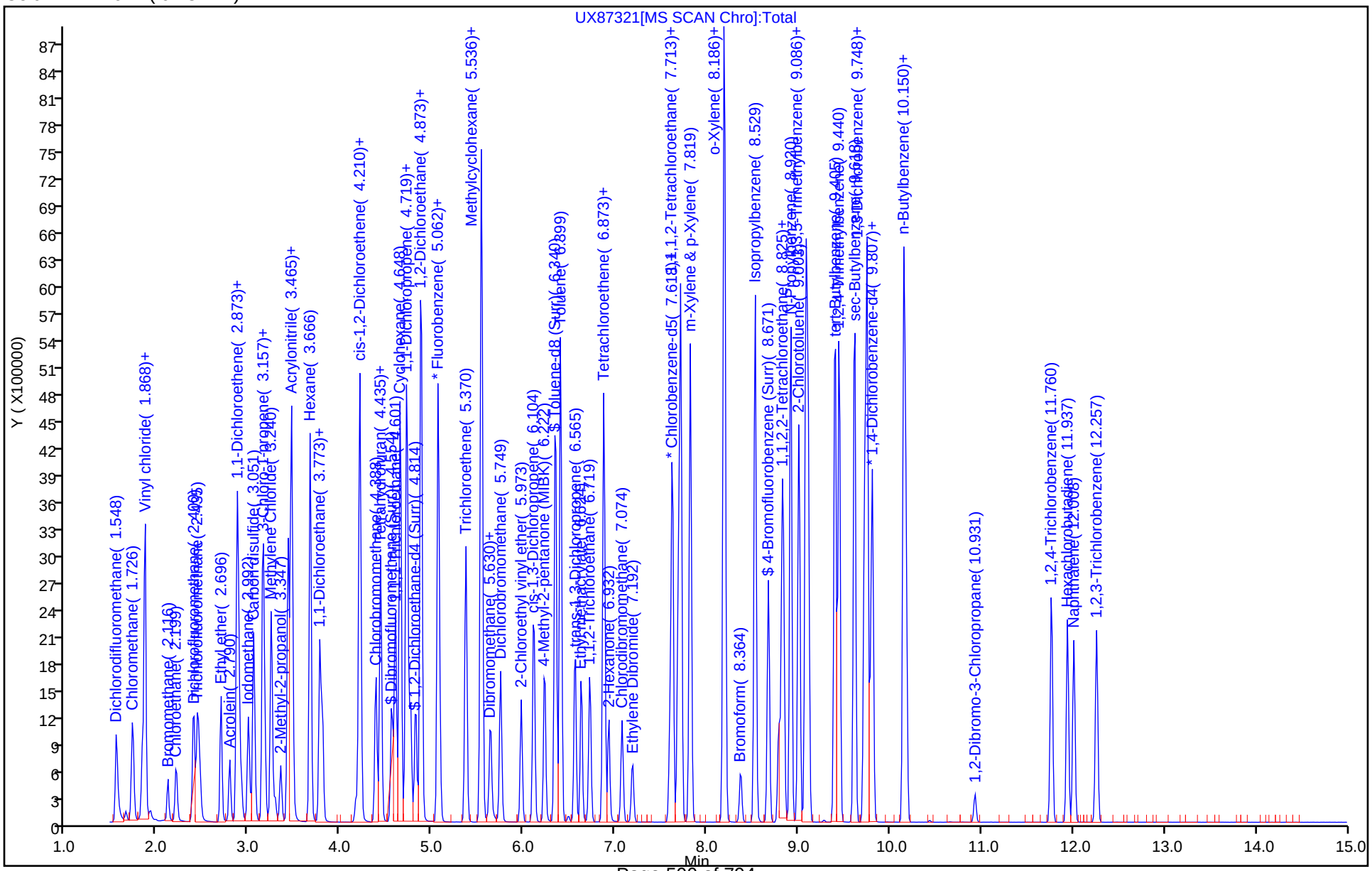

Eurofins TestAmerica, Canton
Target Compound Quantitation Report

Data File: \\chromna\Canton\ChromData\A3UX8\20191104-92755.b\UX87322.D
Lims ID: STD8260 L7
Client ID:
Sample Type: IC Calib Level: 7
Inject. Date: 04-Nov-2019 02:43:30 ALS Bottle#: 4 Worklist Smp#: 5
Purge Vol: 5.000 mL Dil. Factor: 1.0000
Sample Info: 240-0092755-005
Operator ID: 402279 Instrument ID: A3UX8
Sublist: chrom-8260_8*sub64

Method: \\chromna\Canton\ChromData\A3UX8\20191104-92755.b\8260_8.m
Limit Group: MSV 8260B ICAL
Last Update: 06-Nov-2019 03:19:55 Calib Date: 04-Nov-2019 05:00:30
Integrator: RTE ID Type: Deconvolution ID
Quant Method: Internal Standard Quant By: Initial Calibration
Last ICal File: \\chromna\Canton\ChromData\A3UX8\20191104-92755.b\UX87328.D

Column 1 : DB-624 (0.18 mm) Det: MS SCAN
Process Host: CTX0304

First Level Reviewer: latat Date: 04-Nov-2019 03:32:21

Compound	Sig	RT (min.)	Exp RT (min.)	Dlt RT (min.)	Q	Response	Cal Amt ug/l	OnCol Amt ug/l	Flags
* 1 Fluorobenzene	96	5.086	5.086	0.000	100	819870	50.0	50.0	
* 2 Chlorobenzene-d5	117	7.595	7.595	0.000	99	564661	50.0	50.0	
* 3 1,4-Dichlorobenzene-d4	152	9.784	9.784	0.000	98	276898	50.0	50.0	
$ 4 Dibromofluoromethane (Surr	113	4.554	4.554	0.000	94	361560	100.0	91.8	
$ 5 1,2-Dichloroethane-d4 (Sur	65	4.826	4.826	0.000	92	391743	100.0	98.1	
$ 6 Toluene-d8 (Surr)	98	6.341	6.341	0.000	94	1495239	100.0	87.9	
$ 7 4-Bromofluorobenzene (Surr	95	8.672	8.672	0.000	87	517736	100.0	97.7	
9 Dichlorodifluoromethane	85	1.560	1.560	0.000	100	568112	100.0	96.6	
10 Chloromethane	50	1.738	1.726	0.012	100	660638	100.0	93.4	
11 Vinyl chloride	62	1.844	1.844	0.000	99	473116	100.0	92.1	
12 Butadiene	54	1.868	1.868	0.000	0	570983	100.0	93.7	
13 Bromomethane	94	2.128	2.140	-0.012	90	224702	100.0	100.1	
14 Chloroethane	64	2.223	2.235	-0.012	98	277628	100.0	94.8	
15 Dichlorofluoromethane	67	2.400	2.400	0.000	99	591417	100.0	92.5	
16 Trichlorofluoromethane	101	2.460	2.460	0.000	100	567943	100.0	92.5	
17 Ethyl ether	59	2.696	2.696	0.000	97	356429	100.0	95.9	
18 Acrolein	56	2.791	2.791	0.000	99	271374	500.0	487.7	
19 1,1-Dichloroethene	96	2.874	2.874	0.000	97	421742	100.0	95.9	
20 1,1,2-Trichloro-1,2,2-trif	151	2.886	2.886	0.000	95	352865	100.0	96.0	
21 Acetone	43	2.921	2.921	0.000	98	211870	200.0	212.8	
23 Iodomethane	142	3.004	3.004	0.000	97	699936	100.0	94.2	
24 Carbon disulfide	76	3.051	3.063	-0.012	100	1384482	100.0	105.5	
26 3-Chloro-1-propene	76	3.158	3.158	0.000	88	273611	100.0	106.7	
27 Methyl acetate	43	3.169	3.170	-0.001	100	526757	200.0	193.8	
28 Methylene Chloride	84	3.252	3.252	0.000	97	445237	100.0	92.0	
29 2-Methyl-2-propanol	59	3.347	3.335	0.012	91	237503	1000.0	950.1	
30 Acrylonitrile	53	3.430	3.430	0.000	99	1172011	1000.0	949.6	
31 trans-1,2-Dichloroethene	96	3.465	3.465	0.000	97	481661	100.0	96.0	
32 Methyl tert-butyl ether	73	3.477	3.477	0.000	98	902644	100.0	96.8	
33 Hexane	86	3.678	3.678	0.000	96	146890	100.0	102.5	
34 1,1-Dichloroethane	63	3.773	3.773	0.000	97	886237	100.0	96.6	

Compound	Sig	RT (min.)	Exp RT (min.)	Dlt RT (min.)	Q	Response	Cal Amt ug/l	OnCol Amt ug/l	Flags
35 Vinyl acetate	43	3.808	3.809	-0.001	97	777537	100.0	107.9	
39 cis-1,2-Dichloroethene	96	4.211	4.211	0.000	86	498192	100.0	93.7	
40 2-Butanone (MEK)	43	4.211	4.211	0.000	97	321019	200.0	214.0	
41 2,2-Dichloropropane	77	4.211	4.211	0.000	91	536391	100.0	92.5	
45 Chlorobromomethane	128	4.388	4.388	0.000	93	199539	100.0	96.2	
47 Chloroform	83	4.436	4.436	0.000	96	780159	100.0	95.0	
46 Tetrahydrofuran	42	4.436	4.436	0.000	50	196537	200.0	192.1	
48 1,1,1-Trichloroethane	97	4.601	4.601	0.000	98	692507	100.0	103.5	
49 Cyclohexane	56	4.649	4.649	0.000	96	1049535	100.0	98.4	
50 1,1-Dichloropropene	75	4.720	4.720	0.000	90	670701	100.0	96.0	
51 Carbon tetrachloride	117	4.731	4.731	0.000	99	593155	100.0	101.9	
52 Isobutyl alcohol	41	4.767	4.767	0.000	95	291640	2500.0	2499.2	
53 1,2-Dichloroethane	62	4.873	4.873	0.000	55	543211	100.0	95.2	
54 Benzene	78	4.885	4.885	0.000	98	1914879	100.0	93.2	
56 n-Heptane	100	5.063	5.063	0.000	98	152522	100.0	102.9	
58 Trichloroethene	130	5.370	5.370	0.000	97	485061	100.0	94.3	
60 Methylcyclohexane	83	5.536	5.536	0.000	94	907286	100.0	96.4	
61 1,2-Dichloropropane	63	5.548	5.548	0.000	96	445073	100.0	96.8	
63 Dibromomethane	93	5.631	5.631	0.000	95	190242	100.0	102.4	
64 1,4-Dioxane	88	5.643	5.643	0.000	94	57318	2000.0	2021.3	
65 Dichlorobromomethane	83	5.749	5.749	0.000	98	499997	100.0	105.5	
67 2-Chloroethyl vinyl ether	63	5.974	5.974	0.000	91	244518	200.0	212.4	
68 cis-1,3-Dichloropropene	75	6.116	6.116	0.000	90	576548	100.0	110.9	
69 4-Methyl-2-pentanone (MIBK	43	6.222	6.234	-0.012	99	644788	200.0	204.5	
70 Toluene	91	6.400	6.400	0.000	98	1930810	100.0	95.2	
71 trans-1,3-Dichloropropene	75	6.566	6.566	0.000	98	457414	100.0	108.0	
72 Ethyl methacrylate	69	6.625	6.625	0.000	95	366934	100.0	106.2	
73 1,1,2-Trichloroethane	97	6.719	6.719	0.000	94	269404	100.0	91.0	
75 Tetrachloroethene	164	6.873	6.873	0.000	97	379959	100.0	94.4	
74 1,3-Dichloropropane	76	6.873	6.873	0.000	98	490880	100.0	93.0	
76 2-Hexanone	43	6.932	6.932	0.000	98	437493	200.0	211.1	
78 Chlorodibromomethane	129	7.074	7.074	0.000	91	295804	100.0	112.7	
80 Ethylene Dibromide	107	7.193	7.193	0.000	98	257243	100.0	98.3	
82 Chlorobenzene	112	7.619	7.619	0.000	92	1156606	100.0	91.7	
83 1,1,1,2-Tetrachloroethane	131	7.690	7.690	0.000	95	384549	100.0	102.3	
84 Ethylbenzene	106	7.713	7.713	0.000	99	663942	100.0	97.6	
85 m-Xylene & p-Xylene	106	7.820	7.820	0.000	99	814859	100.0	94.5	
86 o-Xylene	106	8.187	8.187	0.000	97	793176	100.0	96.2	
87 Styrene	104	8.198	8.199	0.000	94	1256424	100.0	100.4	
88 Bromoform	173	8.364	8.364	0.000	96	143392	100.0	104.3	
89 Isopropylbenzene	105	8.530	8.530	0.000	96	2175078	100.0	98.0	
92 1,1,2,2-Tetrachloroethane	83	8.790	8.790	0.000	96	302308	100.0	97.4	
93 Bromobenzene	156	8.826	8.826	0.000	98	439009	100.0	92.7	
95 trans-1,4-Dichloro-2-buten	53	8.837	8.837	0.000	74	102344	100.0	101.8	
94 1,2,3-Trichloropropane	110	8.837	8.837	0.000	88	94321	100.0	96.5	
96 N-Propylbenzene	120	8.920	8.920	0.000	99	588557	100.0	98.8	
97 2-Chlorotoluene	126	9.003	9.003	0.000	96	481873	100.0	97.2	
98 1,3,5-Trimethylbenzene	105	9.086	9.086	0.000	94	1823486	100.0	102.8	
99 4-Chlorotoluene	126	9.110	9.110	0.000	98	482570	100.0	94.6	
100 tert-Butylbenzene	119	9.405	9.405	0.000	93	1647858	100.0	101.7	
102 1,2,4-Trimethylbenzene	105	9.441	9.441	0.000	97	1831977	100.0	102.0	
103 sec-Butylbenzene	105	9.607	9.607	0.000	95	2376836	100.0	98.5	

Compound	Sig	RT (min.)	Exp RT (min.)	Dlt RT (min.)	Q	Response	Cal Amt ug/l	OnCol Amt ug/l	Flags
104 1,3-Dichlorobenzene	146	9.725	9.725	0.000	98	928651	100.0	90.8	
105 4-Isopropyltoluene	119	9.749	9.749	0.000	97	1993703	100.0	100.9	
106 1,4-Dichlorobenzene	146	9.808	9.808	0.000	94	922535	100.0	92.2	
109 n-Butylbenzene	91	10.151	10.151	0.000	98	1792189	100.0	98.8	
110 1,2-Dichlorobenzene	146	10.175	10.175	-0.001	97	858779	100.0	93.5	
111 1,2-Dibromo-3-Chloropropan	157	10.932	10.932	0.000	76	41302	100.0	102.7	
113 1,2,4-Trichlorobenzene	180	11.760	11.760	0.000	95	515503	100.0	93.1	
114 Hexachlorobutadiene	225	11.938	11.938	0.000	97	258964	100.0	105.5	
115 Naphthalene	128	12.009	12.009	0.000	97	1009538	100.0	94.9	
116 1,2,3-Trichlorobenzene	180	12.257	12.257	0.000	96	433727	100.0	106.7	
S 126 1,2-Dichloroethene, Total	96				0			189.7	
S 127 1,3-Dichloropropene, Total	75				0			218.9	
S 128 Xylenes, Total	106				0		200.0	190.8	
S 157 Total BTEX	1				0		500.0	476.7	
S 129 Trihalomethanes, Total	1				0		400.0	417.6	

Reagents:

VMAROLISTDW_00319	Amount Added:	10.00	Units: uL
VMRGAS_00314	Amount Added:	10.00	Units: uL
vm50ss_00378	Amount Added:	10.00	Units: uL
VMRPRIMW_00359	Amount Added:	10.00	Units: uL
VM568718_00016	Amount Added:	1.00	Units: uL

Report Date: 06-Nov-2019 03:19:55 Chrom Revision: 2.3 09-Oct-2019 11:13:36

Eurofins TestAmerica, Canton

Data File: \\chromna\Canton\ChromData\A3UX8\20191104-92755.b\UX87322.D

Injection Date:	04-Nov-2019 02:43:30	Instrument ID:	A3UX8	Operator ID:	402279
Lims ID:	STD8260 L7			Worklist Smp#:	5
Client ID:					
Purge Vol:	5.000 mL	Dil. Factor:	1.0000	ALS Bottle#:	4
Method:	8260_8	Limit Group:	MSV 8260B ICAL		

Column: DB-624 (0.18 mm)

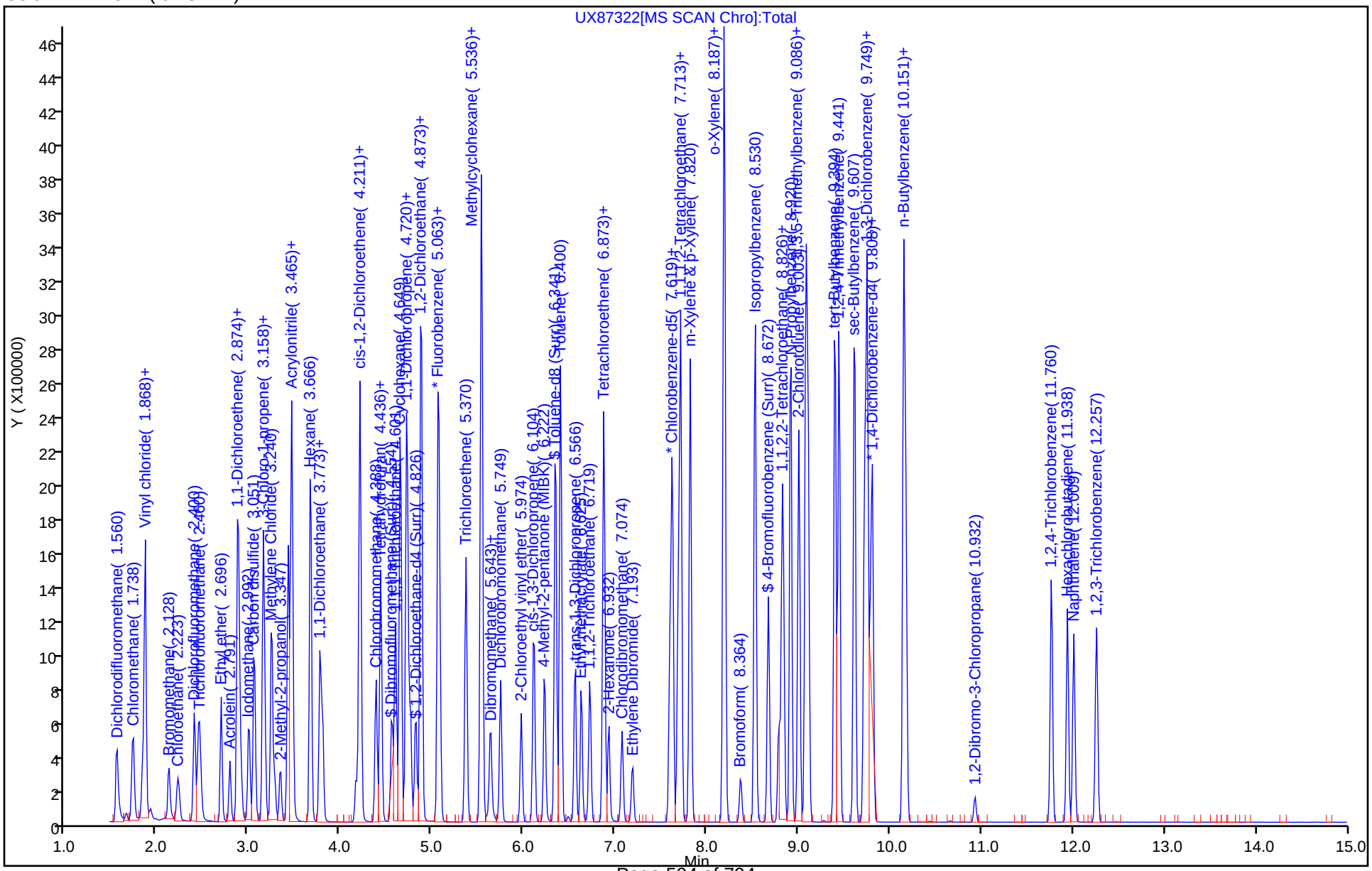

Eurofins TestAmerica, Canton
Target Compound Quantitation Report

Data File: \\chromna\Canton\ChromData\A3UX8\20191104-92755.b\UX87323.D
Lims ID: STD8260 L6
Client ID:
Sample Type: IC Calib Level: 6
Inject. Date: 04-Nov-2019 03:07:30 ALS Bottle#: 5 Worklist Smp#: 6
Purge Vol: 5.000 mL Dil. Factor: 1.0000
Sample Info: 240-0092755-006
Operator ID: 402279 Instrument ID: A3UX8
Sublist: chrom-8260_8*sub64

Method: \\chromna\Canton\ChromData\A3UX8\20191104-92755.b\8260_8.m
Limit Group: MSV 8260B ICAL
Last Update: 06-Nov-2019 03:19:58 Calib Date: 04-Nov-2019 05:00:30
Integrator: RTE ID Type: Deconvolution ID
Quant Method: Internal Standard Quant By: Initial Calibration
Last ICal File: \\chromna\Canton\ChromData\A3UX8\20191104-92755.b\UX87328.D

Column 1 : DB-624 (0.18 mm) Det: MS SCAN
Process Host: CTX0304

First Level Reviewer: latat Date: 04-Nov-2019 03:53:39

Compound	Sig	RT (min.)	Exp RT (min.)	Dlt RT (min.)	Q	Response	Cal Amt ug/l	OnCol Amt ug/l	Flags
* 1 Fluorobenzene	96	5.077	5.086	-0.009	100	826857	50.0	50.0	
* 2 Chlorobenzene-d5	117	7.598	7.595	0.003	99	555868	50.0	50.0	
* 3 1,4-Dichlorobenzene-d4	152	9.787	9.784	0.003	98	281085	50.0	50.0	
$ 4 Dibromofluoromethane (Surr	113	4.557	4.554	0.003	93	161634	50.0	40.7	
$ 5 1,2-Dichloroethane-d4 (Sur	65	4.817	4.826	-0.009	91	177190	50.0	43.4	
$ 6 Toluene-d8 (Surr)	98	6.343	6.341	0.002	94	687907	50.0	41.1	
$ 7 4-Bromofluorobenzene (Surr	95	8.674	8.672	0.002	87	243380	50.0	45.9	
9 Dichlorodifluoromethane	85	1.551	1.560	-0.009	100	301181	50.0	50.8	
10 Chloromethane	50	1.729	1.726	0.003	100	341946	50.0	47.9	
11 Vinyl chloride	62	1.835	1.844	-0.009	99	243123	50.0	47.0	
12 Butadiene	54	1.859	1.868	-0.009	0	290812	50.0	47.3	
13 Bromomethane	94	2.143	2.140	0.003	91	130159	50.0	49.5	
14 Chloroethane	64	2.226	2.235	-0.009	98	144982	50.0	49.1	
15 Dichlorofluoromethane	67	2.403	2.400	0.003	99	301156	50.0	46.7	
16 Trichlorofluoromethane	101	2.450	2.460	-0.010	99	295143	50.0	47.7	
17 Ethyl ether	59	2.699	2.696	0.003	97	182747	50.0	48.7	
18 Acrolein	56	2.793	2.791	0.002	99	137780	250.0	245.5	
19 1,1-Dichloroethene	96	2.876	2.874	0.002	97	217085	50.0	49.0	
20 1,1,2-Trichloro-1,2,2-trif	151	2.888	2.886	0.002	96	180368	50.0	48.7	
21 Acetone	43	2.912	2.921	-0.009	98	98165	100.0	95.4	
23 Iodomethane	142	2.995	3.004	-0.009	98	355371	50.0	47.4	
24 Carbon disulfide	76	3.054	3.063	-0.009	100	684105	50.0	51.7	
26 3-Chloro-1-propene	76	3.160	3.158	0.002	88	136512	50.0	52.8	
27 Methyl acetate	43	3.172	3.170	0.002	100	260015	100.0	94.9	
28 Methylene Chloride	84	3.243	3.252	-0.009	97	228435	50.0	46.8	
29 2-Methyl-2-propanol	59	3.338	3.335	0.003	90	117140	500.0	464.6	
30 Acrylonitrile	53	3.421	3.430	-0.009	99	594042	500.0	477.2	
31 trans-1,2-Dichloroethene	96	3.468	3.465	0.003	96	250749	50.0	49.5	
32 Methyl tert-butyl ether	73	3.468	3.477	-0.009	97	449793	50.0	47.8	
33 Hexane	86	3.669	3.678	-0.009	96	76024	50.0	52.6	
34 1,1-Dichloroethane	63	3.776	3.773	0.003	97	447612	50.0	48.4	

Compound	Sig	RT (min.)	Exp RT (min.)	Dlt RT (min.)	Q	Response	Cal Amt ug/l	OnCol Amt ug/l	Flags
35 Vinyl acetate	43	3.799	3.809	-0.010	97	371396	50.0	51.1	
39 cis-1,2-Dichloroethene	96	4.213	4.211	0.002	86	263257	50.0	49.1	
40 2-Butanone (MEK)	43	4.213	4.211	0.002	53	161681	100.0	104.9	
41 2,2-Dichloropropane	77	4.213	4.211	0.002	84	264972	50.0	45.3	
45 Chlorobromomethane	128	4.391	4.388	0.003	93	102812	50.0	49.2	
47 Chloroform	83	4.438	4.436	0.002	97	397332	50.0	48.0	
46 Tetrahydrofuran	42	4.438	4.436	0.002	49	98294	100.0	95.3	
48 1,1,1-Trichloroethane	97	4.604	4.601	0.003	98	349953	50.0	51.9	
49 Cyclohexane	56	4.651	4.649	0.002	96	540593	50.0	50.3	
50 1,1-Dichloropropene	75	4.722	4.720	0.002	91	347052	50.0	49.3	
51 Carbon tetrachloride	117	4.734	4.731	0.003	96	301774	50.0	51.4	
52 Isobutyl alcohol	41	4.758	4.767	-0.009	91	153503	1250.0	1304.3	
53 1,2-Dichloroethane	62	4.876	4.873	0.003	55	273572	50.0	47.6	
54 Benzene	78	4.876	4.885	-0.009	98	982265	50.0	47.4	
56 n-Heptane	100	5.065	5.063	0.002	98	81171	50.0	54.3	
58 Trichloroethene	130	5.373	5.370	0.003	97	250733	50.0	48.3	
60 Methylcyclohexane	83	5.539	5.536	0.003	95	475396	50.0	50.1	
61 1,2-Dichloropropane	63	5.539	5.548	-0.009	96	227806	50.0	49.1	
63 Dibromomethane	93	5.633	5.631	0.002	96	94848	50.0	50.6	
64 1,4-Dioxane	88	5.645	5.643	0.002	93	28085	1000.0	982.1	
65 Dichlorobromomethane	83	5.752	5.749	0.003	98	248779	50.0	52.1	
67 2-Chloroethyl vinyl ether	63	5.977	5.974	0.002	91	116640	100.0	100.4	
68 cis-1,3-Dichloropropene	75	6.107	6.116	-0.009	89	283790	50.0	54.1	
69 4-Methyl-2-pentanone (MIBK	43	6.225	6.234	-0.009	99	319854	100.0	100.6	
70 Toluene	91	6.403	6.400	0.002	97	985202	50.0	49.3	
71 trans-1,3-Dichloropropene	75	6.556	6.566	-0.010	98	215545	50.0	51.7	
72 Ethyl methacrylate	69	6.627	6.625	0.002	95	180713	50.0	53.1	
73 1,1,2-Trichloroethane	97	6.722	6.719	0.003	94	137890	50.0	47.3	
75 Tetrachloroethene	164	6.876	6.873	0.003	97	198692	50.0	50.2	
74 1,3-Dichloropropane	76	6.876	6.873	0.003	96	244262	50.0	47.0	
76 2-Hexanone	43	6.923	6.932	-0.009	99	219313	100.0	107.5	
78 Chlorodibromomethane	129	7.077	7.074	0.003	91	140101	50.0	54.2	
80 Ethylene Dibromide	107	7.183	7.193	-0.010	99	127764	50.0	49.6	
82 Chlorobenzene	112	7.621	7.619	0.002	92	593661	50.0	47.8	
83 1,1,1,2-Tetrachloroethane	131	7.692	7.690	0.002	95	191646	50.0	51.8	
84 Ethylbenzene	106	7.716	7.713	0.003	99	340393	50.0	50.8	
85 m-Xylene & p-Xylene	106	7.822	7.820	0.002	99	417269	50.0	49.2	
86 o-Xylene	106	8.189	8.187	0.002	98	410954	50.0	50.6	
87 Styrene	104	8.189	8.199	-0.009	94	632960	50.0	51.4	
88 Bromoform	173	8.367	8.364	0.003	96	66247	50.0	49.0	
89 Isopropylbenzene	105	8.532	8.530	0.002	96	1126754	50.0	51.6	
92 1,1,2,2-Tetrachloroethane	83	8.781	8.790	-0.009	96	154539	50.0	49.0	
93 Bromobenzene	156	8.828	8.826	0.002	97	230619	50.0	48.0	
95 trans-1,4-Dichloro-2-buten	53	8.840	8.837	0.003	76	49630	50.0	48.7	
94 1,2,3-Trichloropropane	110	8.840	8.837	0.003	86	48368	50.0	48.7	
96 N-Propylbenzene	120	8.911	8.920	-0.009	99	309588	50.0	51.2	
97 2-Chlorotoluene	126	9.006	9.003	0.003	96	250031	50.0	49.7	
98 1,3,5-Trimethylbenzene	105	9.077	9.086	-0.009	95	950535	50.0	52.8	
99 4-Chlorotoluene	126	9.112	9.110	0.002	99	253273	50.0	48.9	
100 tert-Butylbenzene	119	9.396	9.405	-0.009	93	861324	50.0	52.3	
102 1,2,4-Trimethylbenzene	105	9.444	9.441	0.003	95	939027	50.0	51.5	
103 sec-Butylbenzene	105	9.609	9.607	0.002	95	1264106	50.0	51.6	

Compound	Sig	RT (min.)	Exp RT (min.)	Dlt RT (min.)	Q	Response	Cal Amt ug/l	OnCol Amt ug/l	Flags
104 1,3-Dichlorobenzene	146	9.728	9.725	0.003	98	483347	50.0	46.6	
105 4-Isopropyltoluene	119	9.751	9.749	0.002	97	1051637	50.0	52.4	
106 1,4-Dichlorobenzene	146	9.810	9.808	0.002	94	484902	50.0	47.8	
109 n-Butylbenzene	91	10.153	10.151	0.002	98	950582	50.0	51.6	
110 1,2-Dichlorobenzene	146	10.177	10.175	0.002	97	437526	50.0	46.9	
111 1,2-Dibromo-3-Chloropropan	157	10.934	10.932	0.002	78	20373	50.0	49.9	
113 1,2,4-Trichlorobenzene	180	11.763	11.760	0.003	95	272365	50.0	48.5	
114 Hexachlorobutadiene	225	11.940	11.938	0.002	97	150125	50.0	59.7	
115 Naphthalene	128	12.011	12.009	0.002	97	515748	50.0	47.7	
116 1,2,3-Trichlorobenzene	180	12.260	12.257	0.003	95	231592	50.0	55.4	
S 126 1,2-Dichloroethene, Total	96				0			98.7	
S 127 1,3-Dichloropropene, Total	75				0			105.8	
S 128 Xylenes, Total	106				0		100.0	99.8	
S 157 Total BTEX	1				0		250.0	247.4	
S 129 Trihalomethanes, Total	1				0		200.0	203.2	

Reagents:

VMAROLISTDW_00319	Amount Added:	5.00	Units: uL
VMRGAS_00314	Amount Added:	5.00	Units: uL
vm50ss_00378	Amount Added:	5.00	Units: uL
VMRPRIMW_00359	Amount Added:	5.00	Units: uL
VM568718_00016	Amount Added:	1.00	Units: uL

Report Date: 06-Nov-2019 03:19:58 Chrom Revision: 2.3 09-Oct-2019 11:13:36

Eurofins TestAmerica, Canton

Data File: \\chromna\Canton\ChromData\A3UX8\20191104-92755.b\UX87323.D

Injection Date:	04-Nov-2019 03:07:30	Instrument ID:	A3UX8	Operator ID:	402279
Lims ID:	STD8260 L6			Worklist Smp#:	6
Client ID:					
Purge Vol:	5.000 mL	Dil. Factor:	1.0000	ALS Bottle#:	5
Method:	8260_8	Limit Group:	MSV 8260B ICAL		

Column: DB-624 (0.18 mm)

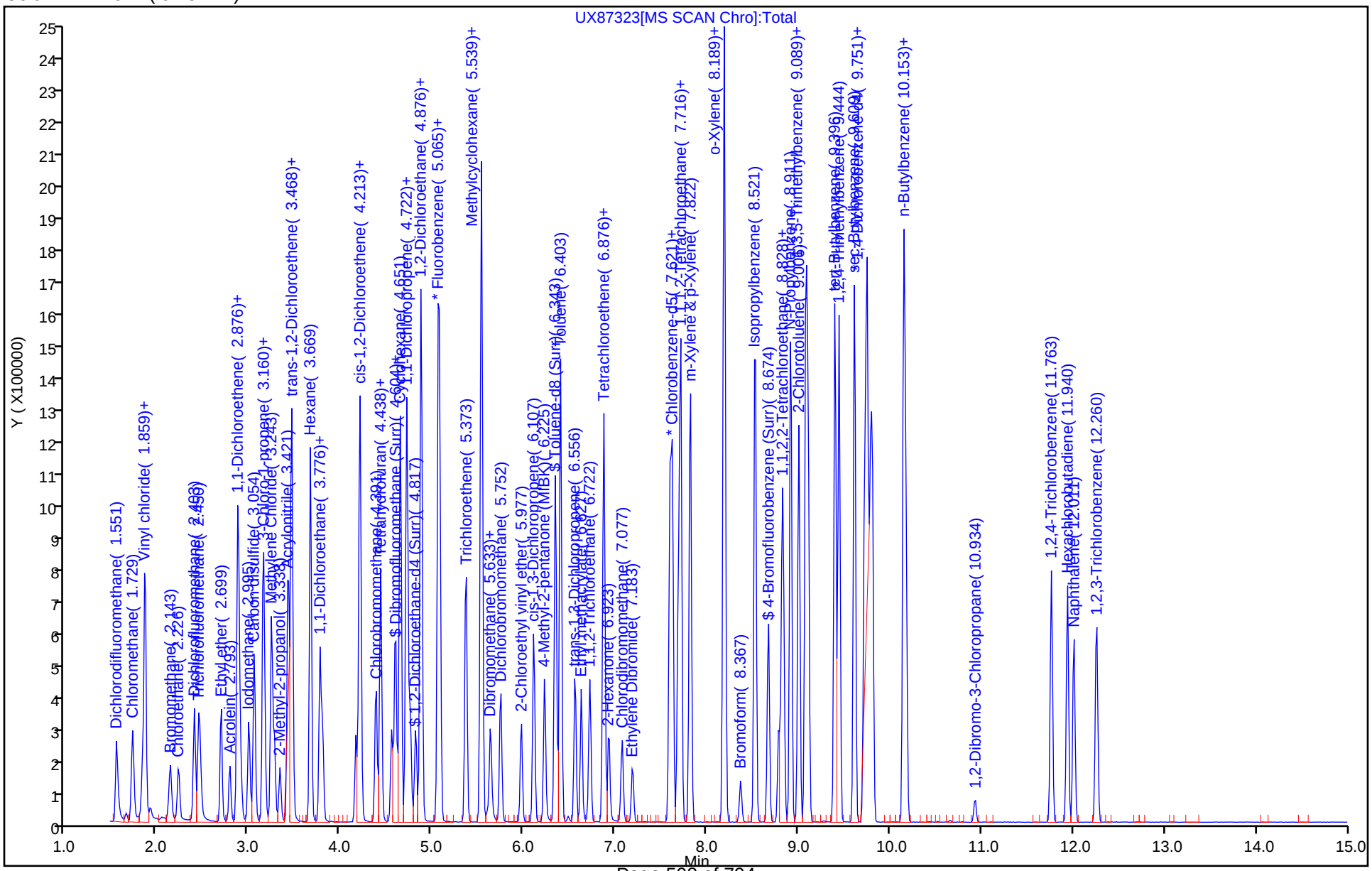

Eurofins TestAmerica, Canton
Target Compound Quantitation Report

Data File: \\chromna\Canton\ChromData\A3UX8\20191104-92755.b\UX87324.D
Lims ID: ICIS
Client ID:
Sample Type: ICIS Calib Level: 5
Inject. Date: 04-Nov-2019 03:30:30 ALS Bottle#: 6 Worklist Smp#: 7
Purge Vol: 5.000 mL Dil. Factor: 1.0000
Sample Info: 240-0092755-007
Operator ID: 402279 Instrument ID: A3UX8
Sublist: chrom-8260_8*sub64

Method: \\chromna\Canton\ChromData\A3UX8\20191104-92755.b\8260_8.m
Limit Group: MSV 8260B ICAL
Last Update: 06-Nov-2019 03:20:00 Calib Date: 04-Nov-2019 05:00:30
Integrator: RTE ID Type: Deconvolution ID
Quant Method: Internal Standard Quant By: Initial Calibration
Last ICal File: \\chromna\Canton\ChromData\A3UX8\20191104-92755.b\UX87328.D

Column 1 : DB-624 (0.18 mm) Det: MS SCAN
Process Host: CTX0304

First Level Reviewer: latat Date: 04-Nov-2019 04:46:13

Compound	Sig	RT (min.)	Exp RT (min.)	Dlt RT (min.)	Q	Response	Cal Amt ug/l	OnCol Amt ug/l	Flags
* 1 Fluorobenzene	96	5.086	5.086	0.000	99	801591	50.0	50.0	
* 2 Chlorobenzene-d5	117	7.595	7.595	0.000	99	556046	50.0	50.0	
* 3 1,4-Dichlorobenzene-d4	152	9.784	9.784	0.000	98	281117	50.0	50.0	
$ 4 Dibromofluoromethane (Surr	113	4.554	4.554	0.000	93	79832	20.0	20.7	
$ 5 1,2-Dichloroethane-d4 (Sur	65	4.826	4.826	0.000	92	93401	20.0	23.1	
$ 6 Toluene-d8 (Surr)	98	6.341	6.341	0.000	94	353003	20.0	21.1	
$ 7 4-Bromofluorobenzene (Surr	95	8.672	8.672	0.000	88	124956	20.0	22.8	
9 Dichlorodifluoromethane	85	1.560	1.560	0.000	99	118385	20.0	20.6	
10 Chloromethane	50	1.726	1.726	0.000	100	137404	20.0	19.9	
11 Vinyl chloride	62	1.844	1.844	0.000	99	97280	20.0	19.4	
12 Butadiene	54	1.868	1.868	0.000	0	120554	20.0	20.2	
13 Bromomethane	94	2.140	2.140	0.000	92	56833	20.0	20.4	
14 Chloroethane	64	2.235	2.235	0.000	98	60595	20.0	21.2	
15 Dichlorofluoromethane	67	2.400	2.400	0.000	98	129307	20.0	20.7	
16 Trichlorofluoromethane	101	2.460	2.460	0.000	99	118180	20.0	19.7	
17 Ethyl ether	59	2.696	2.696	0.000	94	70927	20.0	19.5	
18 Acrolein	56	2.791	2.791	0.000	99	54392	100.0	100.0	
19 1,1-Dichloroethene	96	2.874	2.874	0.000	97	81913	20.0	19.1	
20 1,1,2-Trichloro-1,2,2-trif	151	2.886	2.886	0.000	96	68326	20.0	19.0	
21 Acetone	43	2.921	2.921	0.000	98	44450	40.0	42.3	
23 Iodomethane	142	3.004	3.004	0.000	98	136650	20.0	18.8	
24 Carbon disulfide	76	3.063	3.063	0.000	100	245407	20.0	19.1	
26 3-Chloro-1-propene	76	3.158	3.158	0.000	88	52174	20.0	20.8	
27 Methyl acetate	43	3.170	3.170	0.000	100	103904	40.0	39.1	
28 Methylene Chloride	84	3.252	3.252	0.000	98	89815	20.0	19.0	
29 2-Methyl-2-propanol	59	3.335	3.335	0.000	89	49200	200.0	201.3	
30 Acrylonitrile	53	3.430	3.430	0.000	98	237968	200.0	197.2	
31 trans-1,2-Dichloroethene	96	3.465	3.465	0.000	97	93504	20.0	19.1	
32 Methyl tert-butyl ether	73	3.477	3.477	0.000	97	175633	20.0	19.3	
33 Hexane	86	3.678	3.678	0.000	96	29150	20.0	20.8	
34 1,1-Dichloroethane	63	3.773	3.773	0.000	97	174780	20.0	19.5	

Compound	Sig	RT (min.)	Exp RT (min.)	Dlt RT (min.)	Q	Response	Cal Amt ug/l	OnCol Amt ug/l	Flags
35 Vinyl acetate	43	3.809	3.809	0.000	97	144240	20.0	20.5	
39 cis-1,2-Dichloroethene	96	4.211	4.211	0.000	86	102056	20.0	19.6	
40 2-Butanone (MEK)	43	4.211	4.211	0.000	69	70049	40.0	44.7	
41 2,2-Dichloropropane	77	4.211	4.211	0.000	82	106504	20.0	18.8	
45 Chlorobromomethane	128	4.388	4.388	0.000	93	40826	20.0	20.1	
47 Chloroform	83	4.436	4.436	0.000	95	154200	20.0	19.2	
46 Tetrahydrofuran	42	4.436	4.436	0.000	49	38434	40.0	38.4	
48 1,1,1-Trichloroethane	97	4.601	4.601	0.000	97	130417	20.0	19.9	
49 Cyclohexane	56	4.649	4.649	0.000	96	204481	20.0	19.6	
50 1,1-Dichloropropene	75	4.720	4.720	0.000	89	131870	20.0	19.3	
51 Carbon tetrachloride	117	4.731	4.731	0.000	99	110519	20.0	19.4	
52 Isobutyl alcohol	41	4.767	4.767	0.000	94	58346	500.0	511.4	
53 1,2-Dichloroethane	62	4.873	4.873	0.000	55	110251	20.0	19.8	
54 Benzene	78	4.885	4.885	0.000	98	385934	20.0	19.2	
56 n-Heptane	100	5.063	5.063	0.000	98	30845	20.0	21.3	
58 Trichloroethene	130	5.370	5.370	0.000	97	99181	20.0	19.7	
60 Methylcyclohexane	83	5.536	5.536	0.000	93	181623	20.0	19.7	
61 1,2-Dichloropropane	63	5.548	5.548	0.000	96	90298	20.0	20.1	
63 Dibromomethane	93	5.631	5.631	0.000	94	37898	20.0	20.9	
64 1,4-Dioxane	88	5.643	5.643	0.000	47	12161	400.0	438.6	
65 Dichlorobromomethane	83	5.749	5.749	0.000	98	91416	20.0	19.7	
67 2-Chloroethyl vinyl ether	63	5.974	5.974	0.000	90	44399	40.0	39.4	
68 cis-1,3-Dichloropropene	75	6.116	6.116	0.000	90	103122	20.0	20.3	
69 4-Methyl-2-pentanone (MIBK	43	6.234	6.234	0.000	99	130788	40.0	42.4	
70 Toluene	91	6.400	6.400	0.000	98	395339	20.0	19.8	
71 trans-1,3-Dichloropropene	75	6.566	6.566	0.000	98	81773	20.0	19.6	
72 Ethyl methacrylate	69	6.625	6.625	0.000	94	73080	20.0	21.5	
73 1,1,2-Trichloroethane	97	6.719	6.719	0.000	92	58225	20.0	20.0	
75 Tetrachloroethene	164	6.873	6.873	0.000	98	75746	20.0	19.1	
74 1,3-Dichloropropane	76	6.873	6.873	0.000	97	103038	20.0	19.8	
76 2-Hexanone	43	6.932	6.932	0.000	98	91010	40.0	44.6	
78 Chlorodibromomethane	129	7.074	7.074	0.000	91	51179	20.0	19.8	
80 Ethylene Dibromide	107	7.193	7.193	0.000	99	50781	20.0	19.7	
82 Chlorobenzene	112	7.619	7.619	0.000	92	244795	20.0	19.7	
83 1,1,1,2-Tetrachloroethane	131	7.690	7.690	0.000	93	72340	20.0	19.5	
84 Ethylbenzene	106	7.713	7.713	0.000	99	140674	20.0	21.0	
85 m-Xylene & p-Xylene	106	7.820	7.820	0.000	99	167969	20.0	19.8	
86 o-Xylene	106	8.187	8.187	0.000	97	164489	20.0	20.3	
87 Styrene	104	8.199	8.199	0.000	93	252395	20.0	20.5	
88 Bromoform	173	8.364	8.364	0.000	95	25008	20.0	18.5	
89 Isopropylbenzene	105	8.530	8.530	0.000	96	444547	20.0	20.3	
92 1,1,2,2-Tetrachloroethane	83	8.790	8.790	0.000	95	63933	20.0	20.3	
93 Bromobenzene	156	8.826	8.826	0.000	98	94992	20.0	19.8	
95 trans-1,4-Dichloro-2-buten	53	8.837	8.837	0.000	70	20714	20.0	20.3	
94 1,2,3-Trichloropropane	110	8.837	8.837	0.000	87	20812	20.0	21.0	
96 N-Propylbenzene	120	8.920	8.920	0.000	99	125730	20.0	20.8	
97 2-Chlorotoluene	126	9.003	9.003	0.000	95	97662	20.0	19.4	
98 1,3,5-Trimethylbenzene	105	9.086	9.086	0.000	95	375652	20.0	20.9	
99 4-Chlorotoluene	126	9.110	9.110	0.000	98	103389	20.0	20.0	
100 tert-Butylbenzene	119	9.405	9.405	0.000	93	339877	20.0	20.7	
102 1,2,4-Trimethylbenzene	105	9.441	9.441	0.000	96	383276	20.0	21.0	
103 sec-Butylbenzene	105	9.607	9.607	0.000	94	497504	20.0	20.3	

Compound	Sig	RT (min.)	Exp RT (min.)	Dlt RT (min.)	Q	Response	Cal Amt ug/l	OnCol Amt ug/l	Flags
104 1,3-Dichlorobenzene	146	9.725	9.725	0.000	98	203627	20.0	19.6	
105 4-Isopropyltoluene	119	9.749	9.749	0.000	97	422746	20.0	21.1	
106 1,4-Dichlorobenzene	146	9.808	9.808	0.000	96	200783	20.0	19.8	
109 n-Butylbenzene	91	10.151	10.151	0.000	98	383704	20.0	20.8	
110 1,2-Dichlorobenzene	146	10.175	10.175	0.000	97	188521	20.0	20.2	
111 1,2-Dibromo-3-Chloropropan	157	10.932	10.932	0.000	71	7735	20.0	19.0	
113 1,2,4-Trichlorobenzene	180	11.760	11.760	0.000	94	112941	20.0	20.1	
114 Hexachlorobutadiene	225	11.938	11.938	0.000	96	62510	20.0	24.0	
115 Naphthalene	128	12.009	12.009	0.000	97	215853	20.0	20.0	
116 1,2,3-Trichlorobenzene	180	12.257	12.257	0.000	96	104266	20.0	24.1	
S 128 Xylenes, Total	106				0		40.0	40.1	
S 157 Total BTEX	1				0		100.0	100.0	
S 129 Trihalomethanes, Total	1				0		80.0	77.2	

Reagents:

VMAROLISTDW_00319	Amount Added:	2.00	Units: uL
VMRGAS_00314	Amount Added:	2.00	Units: uL
vm50ss_00378	Amount Added:	2.00	Units: uL
VMRPRIMW_00359	Amount Added:	2.00	Units: uL
VM568718_00016	Amount Added:	1.00	Units: uL

Report Date: 06-Nov-2019 03:20:00 Chrom Revision: 2.3 09-Oct-2019 11:13:36

Eurofins TestAmerica, Canton

Data File: \\chromna\Canton\ChromData\A3UX8\20191104-92755.b\UX87324.D

Injection Date:	04-Nov-2019 03:30:30	Instrument ID:	A3UX8	Operator ID:	402279
Lims ID:	ICIS			Worklist Smp#:	7
Client ID:					
Purge Vol:	5.000 mL	Dil. Factor:	1.0000	ALS Bottle#:	6
Method:	8260_8	Limit Group:	MSV 8260B ICAL		

Column: DB-624 (0.18 mm)

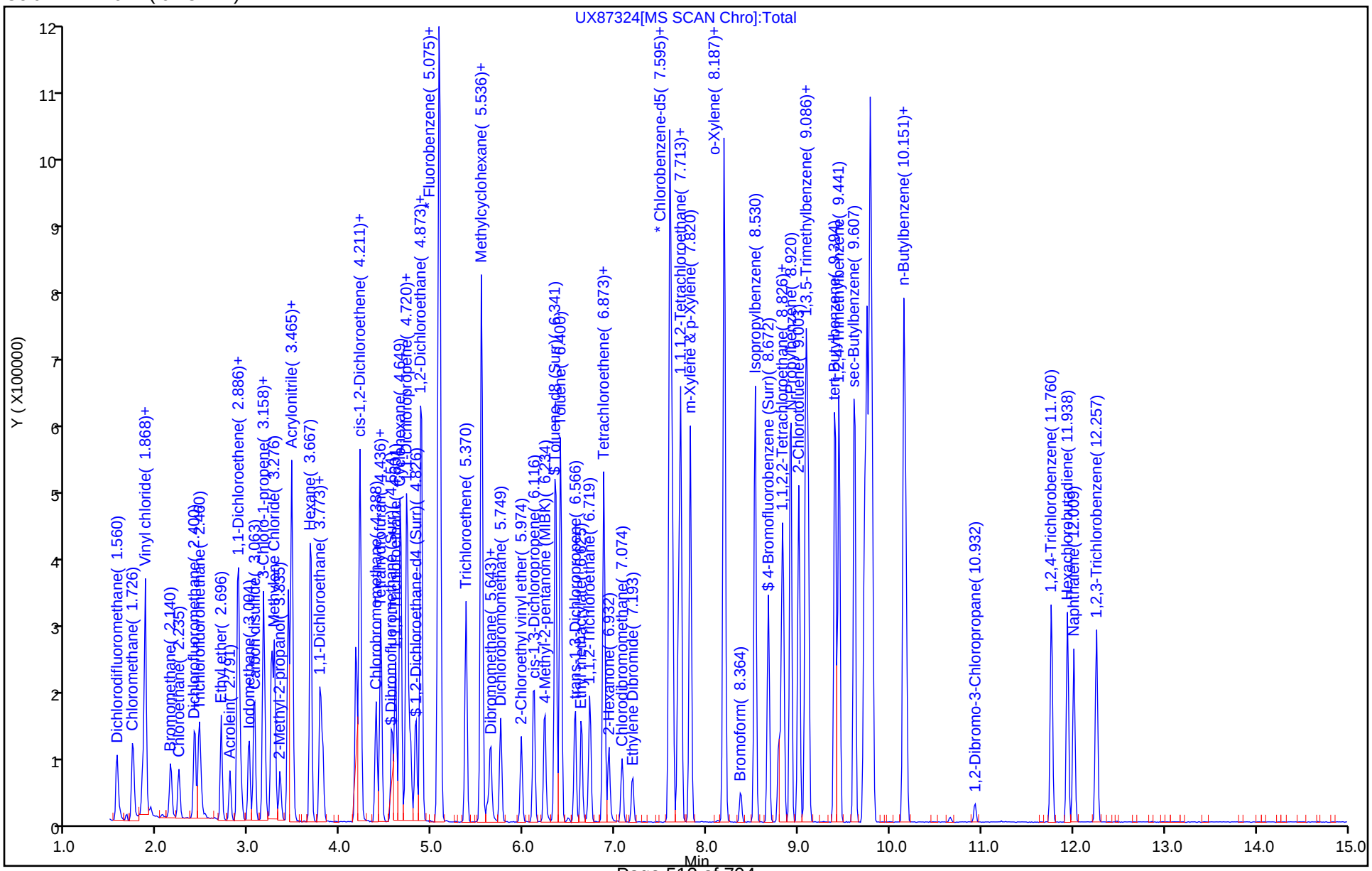

Eurofins TestAmerica, Canton
Target Compound Quantitation Report

Data File: \\chromna\Canton\ChromData\A3UX8\20191104-92755.b\UX87325.D
Lims ID: STD8260 L4
Client ID:
Sample Type: IC Calib Level: 4
Inject. Date: 04-Nov-2019 03:52:30 ALS Bottle#: 7 Worklist Smp#: 8
Purge Vol: 5.000 mL Dil. Factor: 1.0000
Sample Info: 240-0092755-008
Operator ID: 402279 Instrument ID: A3UX8
Sublist: chrom-8260_8*sub64

Method: \\chromna\Canton\ChromData\A3UX8\20191104-92755.b\8260_8.m
Limit Group: MSV 8260B ICAL
Last Update: 06-Nov-2019 03:20:03 Calib Date: 04-Nov-2019 05:00:30
Integrator: RTE ID Type: Deconvolution ID
Quant Method: Internal Standard Quant By: Initial Calibration
Last ICal File: \\chromna\Canton\ChromData\A3UX8\20191104-92755.b\UX87328.D

Column 1 : DB-624 (0.18 mm) Det: MS SCAN
Process Host: CTX0304

First Level Reviewer: latat Date: 04-Nov-2019 04:47:23

Compound	Sig	RT (min.)	Exp RT (min.)	Dlt RT (min.)	Q	Response	Cal Amt ug/l	OnCol Amt ug/l	Flags
* 1 Fluorobenzene	96	5.086	5.086	0.000	100	834295	50.0	50.0	
* 2 Chlorobenzene-d5	117	7.595	7.595	0.000	98	564655	50.0	50.0	
* 3 1,4-Dichlorobenzene-d4	152	9.784	9.784	0.000	98	289843	50.0	50.0	
$ 4 Dibromofluoromethane (Surr	113	4.554	4.554	0.000	94	44076	10.0	11.0	
$ 5 1,2-Dichloroethane-d4 (Sur	65	4.814	4.826	-0.012	92	50970	10.0	11.6	
$ 6 Toluene-d8 (Surr)	98	6.340	6.341	-0.001	94	186898	10.0	11.0	
$ 7 4-Bromofluorobenzene (Surr	95	8.671	8.672	-0.001	86	66145	10.0	11.2	
9 Dichlorodifluoromethane	85	1.548	1.560	-0.012	99	61088	10.0	10.2	
10 Chloromethane	50	1.726	1.726	0.000	100	75401	10.0	10.5	
11 Vinyl chloride	62	1.844	1.844	0.000	99	53380	10.0	10.2	
12 Butadiene	54	1.868	1.868	0.000	0	66961	10.0	10.8	
13 Bromomethane	94	2.140	2.140	0.000	91	30916	10.0	10.1	
14 Chloroethane	64	2.234	2.235	-0.001	97	31812	10.0	10.7	
15 Dichlorofluoromethane	67	2.400	2.400	0.000	98	67710	10.0	10.4	
16 Trichlorofluoromethane	101	2.459	2.460	-0.001	99	64175	10.0	10.3	
17 Ethyl ether	59	2.696	2.696	0.000	97	40158	10.0	10.6	
18 Acrolein	56	2.791	2.791	0.000	99	29672	50.0	52.4	
19 1,1-Dichloroethene	96	2.873	2.874	-0.001	97	47490	10.0	10.6	
20 1,1,2-Trichloro-1,2,2-trif	151	2.885	2.886	-0.001	95	38513	10.0	10.3	
21 Acetone	43	2.909	2.921	-0.012	99	24293	20.0	20.2	
23 Iodomethane	142	3.004	3.004	0.000	97	76033	10.0	10.1	
24 Carbon disulfide	76	3.051	3.063	-0.012	100	132632	10.0	9.93	
26 3-Chloro-1-propene	76	3.157	3.158	-0.001	88	26367	10.0	10.1	
27 Methyl acetate	43	3.169	3.170	-0.001	99	56817	20.0	20.5	
28 Methylene Chloride	84	3.240	3.252	-0.012	99	49941	10.0	10.1	
29 2-Methyl-2-propanol	59	3.335	3.335	0.000	88	24997	100.0	98.3	
30 Acrylonitrile	53	3.430	3.430	0.000	100	128947	100.0	102.7	
31 trans-1,2-Dichloroethene	96	3.465	3.465	0.000	95	53382	10.0	10.5	
32 Methyl tert-butyl ether	73	3.465	3.477	-0.012	98	97106	10.0	10.2	
33 Hexane	86	3.666	3.678	-0.012	95	15470	10.0	10.6	
34 1,1-Dichloroethane	63	3.773	3.773	0.000	97	95919	10.0	10.3	

Compound	Sig	RT (min.)	Exp RT (min.)	Dlt RT (min.)	Q	Response	Cal Amt ug/l	OnCol Amt ug/l	Flags
35 Vinyl acetate	43	3.808	3.809	-0.001	98	74382	10.0	10.1	
39 cis-1,2-Dichloroethene	96	4.210	4.211	-0.001	87	55089	10.0	10.2	
40 2-Butanone (MEK)	43	4.210	4.211	-0.001	58	39439	20.0	22.3	
41 2,2-Dichloropropane	77	4.210	4.211	-0.001	85	62506	10.0	10.6	
45 Chlorobromomethane	128	4.388	4.388	0.000	93	22447	10.0	10.6	
47 Chloroform	83	4.435	4.436	-0.001	96	86631	10.0	10.4	
46 Tetrahydrofuran	42	4.435	4.436	-0.001	49	20545	20.0	19.7	
48 1,1,1-Trichloroethane	97	4.601	4.601	0.000	96	68696	10.0	10.1	
49 Cyclohexane	56	4.648	4.649	-0.001	96	113554	10.0	10.5	
50 1,1-Dichloropropene	75	4.719	4.720	-0.001	90	72864	10.0	10.3	
51 Carbon tetrachloride	117	4.731	4.731	0.000	99	59625	10.0	10.1	
52 Isobutyl alcohol	41	4.767	4.767	0.000	90	30939	250.0	260.5	
53 1,2-Dichloroethane	62	4.873	4.873	0.000	55	62895	10.0	10.8	
54 Benzene	78	4.873	4.885	-0.012	98	213067	10.0	10.2	
56 n-Heptane	100	5.062	5.063	-0.001	98	16001	10.0	10.6	
58 Trichloroethene	130	5.370	5.370	0.000	97	53589	10.0	10.2	
60 Methylcyclohexane	83	5.536	5.536	0.000	94	98621	10.0	10.3	
61 1,2-Dichloropropane	63	5.536	5.548	-0.012	95	49376	10.0	10.5	
63 Dibromomethane	93	5.630	5.631	-0.001	93	19578	10.0	10.4	
64 1,4-Dioxane	88	5.642	5.643	-0.001	37	5250	200.0	181.9	
65 Dichlorobromomethane	83	5.749	5.749	0.000	97	46229	10.0	9.59	
67 2-Chloroethyl vinyl ether	63	5.974	5.974	0.000	89	23593	20.0	20.1	
68 cis-1,3-Dichloropropene	75	6.104	6.116	-0.012	89	53785	10.0	10.2	
69 4-Methyl-2-pentanone (MIBK	43	6.222	6.234	-0.012	99	66224	20.0	20.6	
70 Toluene	91	6.400	6.400	0.000	98	213860	10.0	10.5	
71 trans-1,3-Dichloropropene	75	6.565	6.566	-0.001	96	41140	10.0	9.72	
72 Ethyl methacrylate	69	6.624	6.625	-0.001	95	36400	10.0	10.5	
73 1,1,2-Trichloroethane	97	6.719	6.719	0.000	93	30637	10.0	10.3	
75 Tetrachloroethene	164	6.885	6.873	0.012	97	42066	10.0	10.5	
74 1,3-Dichloropropane	76	6.873	6.873	0.000	97	56250	10.0	10.7	
76 2-Hexanone	43	6.932	6.932	0.000	98	44408	20.0	21.4	
78 Chlorodibromomethane	129	7.074	7.074	0.000	92	24609	10.0	9.38	
80 Ethylene Dibromide	107	7.192	7.193	-0.001	98	28183	10.0	10.8	
82 Chlorobenzene	112	7.618	7.619	-0.001	95	131698	10.0	10.4	
83 1,1,1,2-Tetrachloroethane	131	7.689	7.690	-0.001	92	36886	10.0	9.81	
84 Ethylbenzene	106	7.713	7.713	0.000	99	73865	10.0	10.9	
85 m-Xylene & p-Xylene	106	7.819	7.820	-0.001	100	90681	10.0	10.5	
86 o-Xylene	106	8.186	8.187	-0.001	97	89403	10.0	10.8	
87 Styrene	104	8.198	8.199	0.000	93	133722	10.0	10.7	
88 Bromoform	173	8.364	8.364	0.000	96	12696	10.0	9.24	
89 Isopropylbenzene	105	8.529	8.530	-0.001	96	236860	10.0	10.7	
92 1,1,2,2-Tetrachloroethane	83	8.778	8.790	-0.012	96	34598	10.0	10.6	
93 Bromobenzene	156	8.825	8.826	-0.001	99	51481	10.0	10.4	
95 trans-1,4-Dichloro-2-buten	53	8.837	8.837	0.000	67	11568	10.0	11.0	
94 1,2,3-Trichloropropane	110	8.837	8.837	0.000	90	12115	10.0	11.8	
96 N-Propylbenzene	120	8.920	8.920	0.000	99	68245	10.0	10.9	
97 2-Chlorotoluene	126	9.003	9.003	0.000	95	54897	10.0	10.6	
98 1,3,5-Trimethylbenzene	105	9.086	9.086	0.000	94	201291	10.0	10.8	
99 4-Chlorotoluene	126	9.109	9.110	-0.001	98	56811	10.0	10.6	
100 tert-Butylbenzene	119	9.405	9.405	0.000	93	182686	10.0	10.8	
102 1,2,4-Trimethylbenzene	105	9.441	9.441	0.000	97	206338	10.0	11.0	
103 sec-Butylbenzene	105	9.618	9.607	0.011	94	274059	10.0	10.9	

Compound	Sig	RT (min.)	Exp RT (min.)	Dlt RT (min.)	Q	Response	Cal Amt ug/l	OnCol Amt ug/l	Flags
104 1,3-Dichlorobenzene	146	9.725	9.725	0.000	98	112707	10.0	10.5	
105 4-Isopropyltoluene	119	9.748	9.749	-0.001	97	227946	10.0	11.0	
106 1,4-Dichlorobenzene	146	9.807	9.808	-0.001	94	111379	10.0	10.6	
109 n-Butylbenzene	91	10.151	10.151	0.000	98	203827	10.0	10.7	
110 1,2-Dichlorobenzene	146	10.174	10.175	-0.001	97	102927	10.0	10.7	
111 1,2-Dibromo-3-Chloropropan	157	10.931	10.932	-0.001	72	3745	10.0	8.90	
113 1,2,4-Trichlorobenzene	180	11.760	11.760	0.000	94	61743	10.0	10.7	
114 Hexachlorobutadiene	225	11.937	11.938	-0.001	96	35834	10.0	12.7	
115 Naphthalene	128	12.008	12.009	-0.001	97	109781	10.0	9.85	
116 1,2,3-Trichlorobenzene	180	12.257	12.257	0.000	95	56959	10.0	12.0	
S 126 1,2-Dichloroethene, Total	96				0			20.6	
S 127 1,3-Dichloropropene, Total	75				0			19.9	
S 128 Xylenes, Total	106				0		20.0	21.4	
S 157 Total BTEX	1				0		50.0	53.0	
S 129 Trihalomethanes, Total	1				0		40.0	38.6	

Reagents:

VMAROLISTDW_00319	Amount Added:	1.00	Units: uL
VMRGAS_00314	Amount Added:	1.00	Units: uL
vm50ss_00378	Amount Added:	1.00	Units: uL
VMRPRIMW_00359	Amount Added:	1.00	Units: uL
VM568718_00016	Amount Added:	1.00	Units: uL

Report Date: 06-Nov-2019 03:20:04 Chrom Revision: 2.3 09-Oct-2019 11:13:36

Eurofins TestAmerica, Canton

Data File: \\chromna\Canton\ChromData\A3UX8\20191104-92755.b\UX87325.D

Injection Date:	04-Nov-2019 03:52:30	Instrument ID:	A3UX8	Operator ID:	402279
Lims ID:	STD8260 L4			Worklist Smp#:	8
Client ID:					
Purge Vol:	5.000 mL	Dil. Factor:	1.0000	ALS Bottle#:	7
Method:	8260_8	Limit Group:	MSV 8260B ICAL		

Column: DB-624 (0.18 mm)

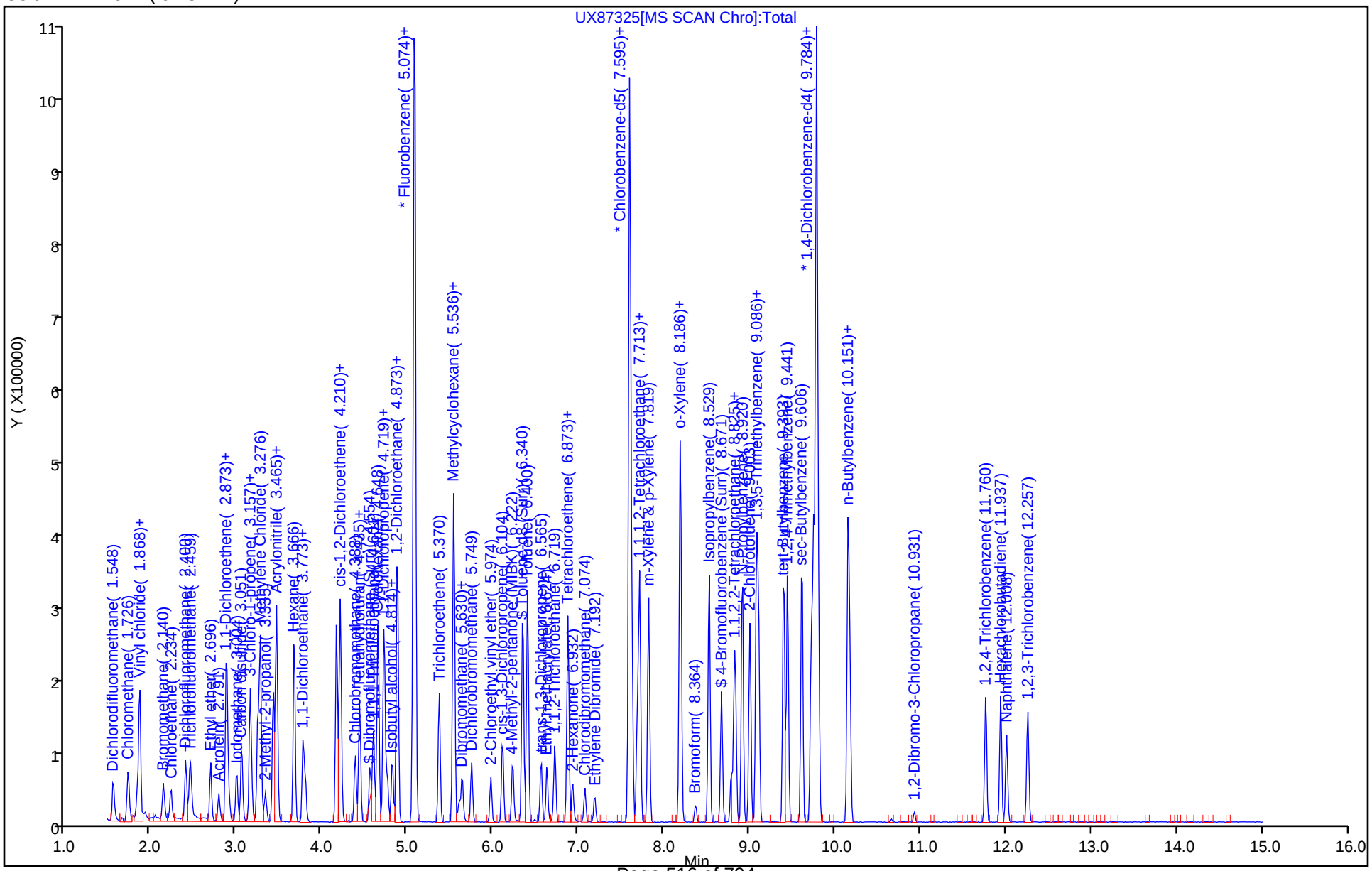

Eurofins TestAmerica, Canton
Target Compound Quantitation Report

Data File: \\chromna\Canton\ChromData\A3UX8\20191104-92755.b\UX87326.D
Lims ID: STD8260 L3
Client ID:
Sample Type: IC Calib Level: 3
Inject. Date: 04-Nov-2019 04:14:30 ALS Bottle#: 8 Worklist Smp#: 9
Purge Vol: 5.000 mL Dil. Factor: 1.0000
Sample Info: 240-0092755-009
Operator ID: 402279 Instrument ID: A3UX8
Sublist: chrom-8260_8*sub64

Method: \\chromna\Canton\ChromData\A3UX8\20191104-92755.b\8260_8.m
Limit Group: MSV 8260B ICAL
Last Update: 06-Nov-2019 03:20:06 Calib Date: 04-Nov-2019 05:00:30
Integrator: RTE ID Type: Deconvolution ID
Quant Method: Internal Standard Quant By: Initial Calibration
Last ICal File: \\chromna\Canton\ChromData\A3UX8\20191104-92755.b\UX87328.D

Column 1 : DB-624 (0.18 mm) Det: MS SCAN
Process Host: CTX0304

First Level Reviewer: latat Date: 05-Nov-2019 01:17:58

Compound	Sig	RT (min.)	Exp RT (min.)	Dlt RT (min.)	Q	Response	Cal Amt ug/l	OnCol Amt ug/l	Flags
* 1 Fluorobenzene	96	5.088	5.086	0.002	100	788121	50.0	50.0	
* 2 Chlorobenzene-d5	117	7.596	7.595	0.001	98	527403	50.0	50.0	
* 3 1,4-Dichlorobenzene-d4	152	9.785	9.784	0.001	98	280202	50.0	50.0	
$ 4 Dibromofluoromethane (Surr	113	4.555	4.554	0.001	92	21021	5.00	5.55	
$ 5 1,2-Dichloroethane-d4 (Sur	65	4.816	4.826	-0.010	94	27666	5.00	6.18	
$ 6 Toluene-d8 (Surr)	98	6.342	6.341	0.001	95	93068	5.00	5.86	
$ 7 4-Bromofluorobenzene (Surr	95	8.673	8.672	0.001	85	36150	5.00	5.91	
9 Dichlorodifluoromethane	85	1.562	1.560	0.002	98	35377	5.00	6.26	
10 Chloromethane	50	1.727	1.726	0.001	99	43866	5.00	6.45	
11 Vinyl chloride	62	1.845	1.844	0.001	99	31140	5.00	6.31	
12 Butadiene	54	1.869	1.868	0.001	0	34818	5.00	5.94	
13 Bromomethane	94	2.141	2.140	0.001	92	17618	5.00	5.85	
14 Chloroethane	64	2.236	2.235	0.001	96	18115	5.00	6.43	
15 Dichlorofluoromethane	67	2.402	2.400	0.002	97	39386	5.00	6.41	
16 Trichlorofluoromethane	101	2.461	2.460	0.001	99	37614	5.00	6.38	
17 Ethyl ether	59	2.697	2.696	0.001	93	19665	5.00	5.50	
18 Acrolein	56	2.792	2.791	0.001	97	15846	25.0	29.6	
19 1,1-Dichloroethene	96	2.875	2.874	0.001	96	23364	5.00	5.53	
20 1,1,2-Trichloro-1,2,2-trif	151	2.887	2.886	0.001	95	21454	5.00	6.07	
21 Acetone	43	2.922	2.921	0.001	96	15200	10.0	11.9	
23 Iodomethane	142	2.993	3.004	-0.011	99	39607	5.00	5.55	
24 Carbon disulfide	76	3.052	3.063	-0.011	99	61463	5.00	4.87	
26 3-Chloro-1-propene	76	3.159	3.158	0.001	87	12330	5.00	5.00	
27 Methyl acetate	43	3.171	3.170	0.001	99	28703	10.0	11.0	
28 Methylene Chloride	84	3.242	3.252	-0.010	98	26691	5.00	5.74	
29 2-Methyl-2-propanol	59	3.336	3.335	0.001	87	12630	50.0	52.6	
30 Acrylonitrile	53	3.431	3.430	0.001	95	62909	50.0	53.0	
31 trans-1,2-Dichloroethene	96	3.467	3.465	0.002	96	27569	5.00	5.72	
32 Methyl tert-butyl ether	73	3.467	3.477	-0.010	97	49002	5.00	5.47	
33 Hexane	86	3.668	3.678	-0.010	95	7686	5.00	5.58	
34 1,1-Dichloroethane	63	3.774	3.773	0.001	96	49268	5.00	5.59	

Compound	Sig	RT (min.)	Exp RT (min.)	Dlt RT (min.)	Q	Response	Cal Amt ug/l	OnCol Amt ug/l	Flags
35 Vinyl acetate	43	3.798	3.809	-0.011	97	35238	5.00	5.09	
39 cis-1,2-Dichloroethene	96	4.212	4.211	0.001	85	27907	5.00	5.46	
40 2-Butanone (MEK)	43	4.212	4.211	0.001	59	20977	10.0	10.8	
41 2,2-Dichloropropane	77	4.212	4.211	0.001	82	33445	5.00	6.00	
45 Chlorobromomethane	128	4.390	4.388	0.002	93	10625	5.00	5.33	
47 Chloroform	83	4.437	4.436	0.001	97	43524	5.00	5.51	
46 Tetrahydrofuran	42	4.437	4.436	0.001	49	11265	10.0	11.5	
48 1,1,1-Trichloroethane	97	4.603	4.601	0.002	97	33781	5.00	5.25	
49 Cyclohexane	56	4.650	4.649	0.001	97	56983	5.00	5.56	
50 1,1-Dichloropropene	75	4.721	4.720	0.001	90	36946	5.00	5.50	
51 Carbon tetrachloride	117	4.733	4.731	0.002	96	28614	5.00	5.11	
52 Isobutyl alcohol	41	4.756	4.767	-0.011	87	15371	125.0	137.0	
53 1,2-Dichloroethane	62	4.875	4.873	0.002	55	31623	5.00	5.77	
54 Benzene	78	4.875	4.885	-0.010	98	109349	5.00	5.54	
56 n-Heptane	100	5.064	5.063	0.001	96	7052	5.00	4.95	
58 Trichloroethene	130	5.372	5.370	0.002	97	27320	5.00	5.53	
60 Methylcyclohexane	83	5.537	5.536	0.001	96	50849	5.00	5.62	
61 1,2-Dichloropropane	63	5.537	5.548	-0.011	90	23866	5.00	5.40	
63 Dibromomethane	93	5.632	5.631	0.001	92	9550	5.00	5.35	
64 1,4-Dioxane	88	5.644	5.643	0.001	40	3184	100.0	116.8	
65 Dichlorobromomethane	83	5.750	5.749	0.001	97	22847	5.00	5.02	
67 2-Chloroethyl vinyl ether	63	5.975	5.974	0.001	89	10570	10.0	9.55	
68 cis-1,3-Dichloropropene	75	6.105	6.116	-0.011	88	24042	5.00	4.81	
69 4-Methyl-2-pentanone (MIBK	43	6.224	6.234	-0.010	98	31310	10.0	10.3	
70 Toluene	91	6.401	6.400	0.001	98	106219	5.00	5.61	
71 trans-1,3-Dichloropropene	75	6.555	6.566	-0.011	95	18120	5.00	4.58	
72 Ethyl methacrylate	69	6.626	6.625	0.001	94	15332	5.00	4.75	
73 1,1,2-Trichloroethane	97	6.721	6.719	0.002	91	15383	5.00	5.56	
75 Tetrachloroethene	164	6.874	6.873	0.001	95	20902	5.00	5.56	
74 1,3-Dichloropropane	76	6.874	6.873	0.001	95	28071	5.00	5.69	
76 2-Hexanone	43	6.922	6.932	-0.010	98	19538	10.0	10.1	
78 Chlorodibromomethane	129	7.076	7.074	0.002	90	11148	5.00	4.55	
80 Ethylene Dibromide	107	7.182	7.193	-0.011	98	13124	5.00	5.37	a
82 Chlorobenzene	112	7.620	7.619	0.001	92	64474	5.00	5.47	
83 1,1,1,2-Tetrachloroethane	131	7.691	7.690	0.001	92	18589	5.00	5.29	
84 Ethylbenzene	106	7.715	7.713	0.002	99	35438	5.00	5.57	
85 m-Xylene & p-Xylene	106	7.821	7.820	0.001	99	43282	5.00	5.38	
86 o-Xylene	106	8.188	8.187	0.001	97	42941	5.00	5.58	
87 Styrene	104	8.200	8.199	0.002	93	61431	5.00	5.26	
88 Bromoform	173	8.365	8.364	0.001	94	5641	5.00	4.39	
89 Isopropylbenzene	105	8.531	8.530	0.001	96	114846	5.00	5.54	
92 1,1,2,2-Tetrachloroethane	83	8.780	8.790	-0.010	95	16454	5.00	5.24	
93 Bromobenzene	156	8.827	8.826	0.001	97	25875	5.00	5.40	
95 trans-1,4-Dichloro-2-buten	53	8.839	8.837	0.002	66	4934	5.00	4.85	
94 1,2,3-Trichloropropane	110	8.839	8.837	0.002	87	4783	5.00	4.84	
96 N-Propylbenzene	120	8.922	8.920	0.002	99	33398	5.00	5.54	
97 2-Chlorotoluene	126	9.004	9.003	0.001	95	26714	5.00	5.32	
98 1,3,5-Trimethylbenzene	105	9.075	9.086	-0.011	94	95389	5.00	5.31	
99 4-Chlorotoluene	126	9.111	9.110	0.001	98	27811	5.00	5.39	
100 tert-Butylbenzene	119	9.395	9.405	-0.010	94	87986	5.00	5.36	
102 1,2,4-Trimethylbenzene	105	9.442	9.441	0.001	94	98242	5.00	5.40	
103 sec-Butylbenzene	105	9.608	9.607	0.001	95	131008	5.00	5.37	

Compound	Sig	RT (min.)	Exp RT (min.)	Dlt RT (min.)	Q	Response	Cal Amt ug/l	OnCol Amt ug/l	Flags
104 1,3-Dichlorobenzene	146	9.726	9.725	0.001	97	58937	5.00	5.70	
105 4-Isopropyltoluene	119	9.750	9.749	0.001	97	107028	5.00	5.35	
106 1,4-Dichlorobenzene	146	9.809	9.808	0.001	95	58428	5.00	5.77	
109 n-Butylbenzene	91	10.152	10.151	0.001	98	97252	5.00	5.30	
110 1,2-Dichlorobenzene	146	10.176	10.175	0.001	97	54101	5.00	5.82	
111 1,2-Dibromo-3-Chloropropan	157	10.933	10.932	0.001	72	1944	5.00	4.78	
113 1,2,4-Trichlorobenzene	180	11.761	11.760	0.001	94	32957	5.00	5.88	
114 Hexachlorobutadiene	225	11.939	11.938	0.001	97	17369	5.00	5.69	
115 Naphthalene	128	12.010	12.009	0.001	97	54302	5.00	5.04	
116 1,2,3-Trichlorobenzene	180	12.258	12.257	0.001	96	29888	5.00	5.80	
S 126 1,2-Dichloroethene, Total	96				0			11.2	
S 127 1,3-Dichloropropene, Total	75				0			9.39	
S 128 Xylenes, Total	106				0		10.0	11.0	
S 157 Total BTEX	1				0		25.0	27.7	
S 129 Trihalomethanes, Total	1				0		20.0	19.5	

QC Flag Legend

Review Flags

a - User Assigned ID

Reagents:

VMAROLISTDW_00319	Amount Added:	0.50	Units: uL
VMRGAS_00314	Amount Added:	0.50	Units: uL
vm50ss_00378	Amount Added:	0.50	Units: uL
VMRPRIMW_00359	Amount Added:	0.50	Units: uL
VM568718_00016	Amount Added:	1.00	Units: uL

Report Date: 06-Nov-2019 03:20:07 Chrom Revision: 2.3 09-Oct-2019 11:13:36

Eurofins TestAmerica, Canton

Data File: \\chromna\Canton\ChromData\A3UX8\20191104-92755.b\UX87326.D

Injection Date:	04-Nov-2019 04:14:30	Instrument ID:	A3UX8	Operator ID:	402279
Lims ID:	STD8260 L3			Worklist Smp#:	9
Client ID:					
Purge Vol:	5.000 mL	Dil. Factor:	1.0000	ALS Bottle#:	8
Method:	8260_8	Limit Group:	MSV 8260B ICAL		

Column: DB-624 (0.18 mm)

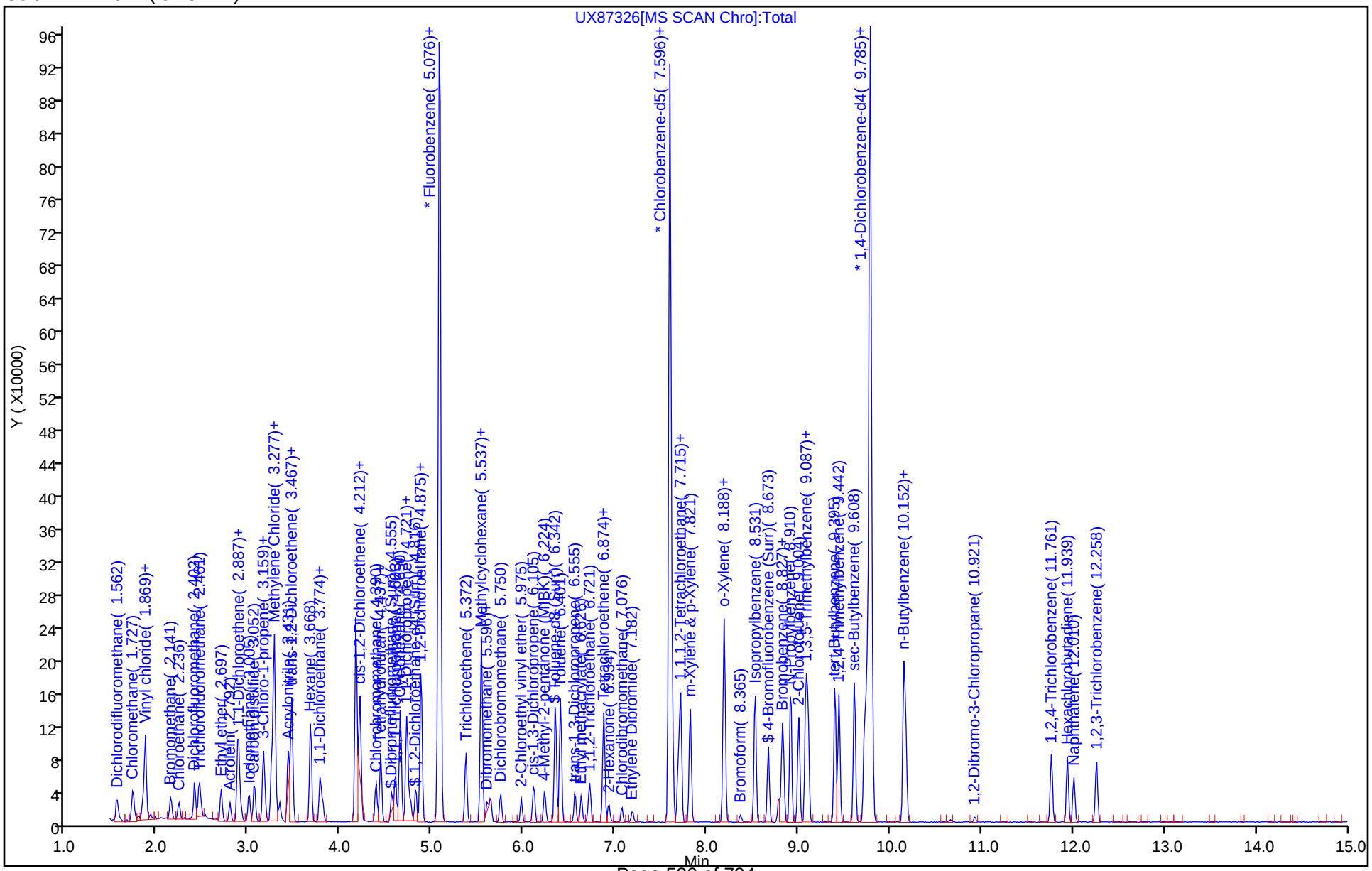

Manual Integration/User Assign Peak Report

Eurofins TestAmerica, Canton

Data File: \\chromna\Canton\ChromData\A3UX8\20191104-92755.b\UX87326.D
Injection Date: 04-Nov-2019 04:14:30 Instrument ID: A3UX8
Lims ID: STD8260 L3
Client ID:
Operator ID: 402279 ALS Bottle#: 8 Worklist Smp#: 9
Purge Vol: 5.000 mL Dil. Factor: 1.0000
Method: 8260_8 Limit Group: MSV 8260B ICAL
Column: DB-624 (0.18 mm) Detector MS SCAN

80 Ethylene Dibromide, CAS: 106-93-4

Signal: 1

Not Detected
Expected RT: 7.19

Processing Integration Results

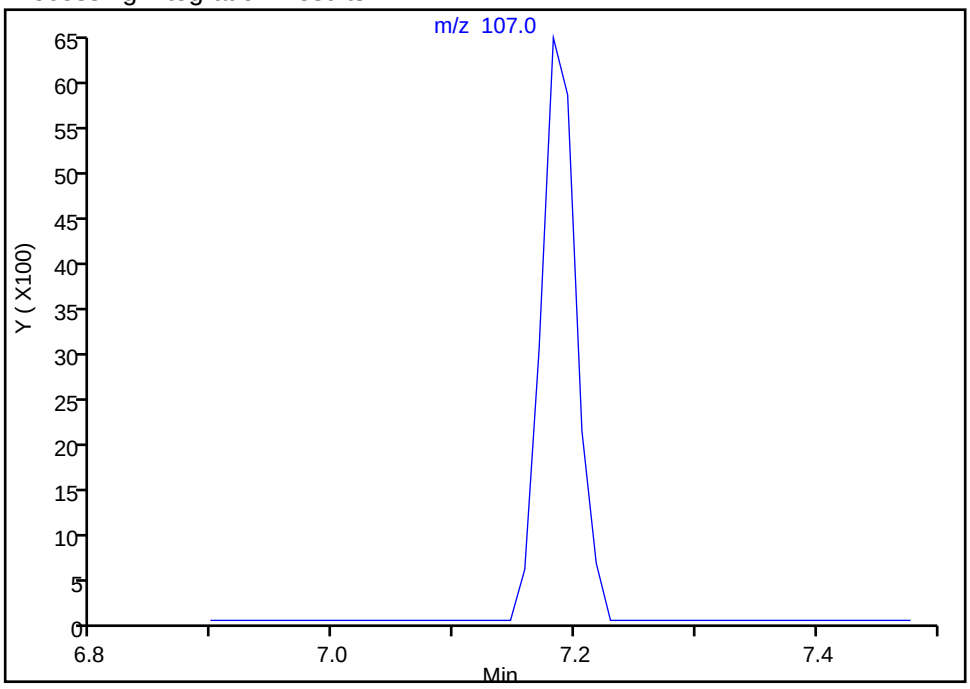

Manual Integration Results

RT: 7.18
Area: 13124
Amount: 5.366706
Amount Units: ug/l

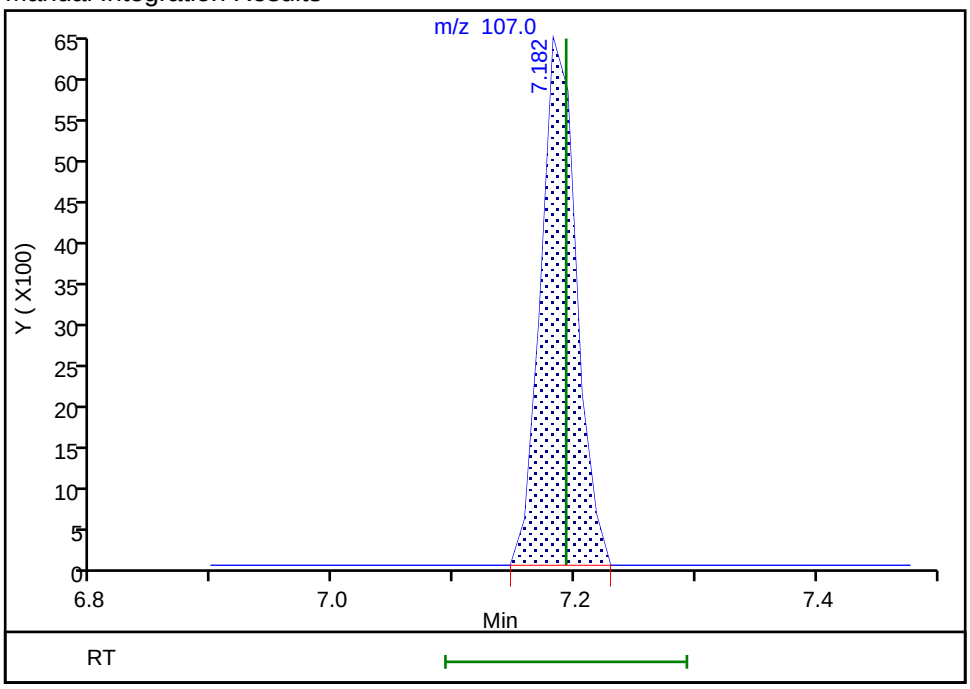

Reviewer: latat, 05-Nov-2019 01:57:00
Audit Action: Assigned Compound ID Audit Reason: Peak assignment corrected

Eurofins TestAmerica, Canton
Target Compound Quantitation Report

Data File: \\chromna\Canton\ChromData\A3UX8\20191104-92755.b\UX87327.D
Lims ID: STD8260 L2
Client ID:
Sample Type: IC Calib Level: 2
Inject. Date: 04-Nov-2019 04:36:30 ALS Bottle#: 9 Worklist Smp#: 10
Purge Vol: 5.000 mL Dil. Factor: 1.0000
Sample Info: 240-0092755-010
Operator ID: 402279 Instrument ID: A3UX8
Sublist: chrom-8260_8*sub64

Method: \\chromna\Canton\ChromData\A3UX8\20191104-92755.b\8260_8.m
Limit Group: MSV 8260B ICAL
Last Update: 06-Nov-2019 03:20:09 Calib Date: 04-Nov-2019 05:00:30
Integrator: RTE ID Type: Deconvolution ID
Quant Method: Internal Standard Quant By: Initial Calibration
Last ICal File: \\chromna\Canton\ChromData\A3UX8\20191104-92755.b\UX87328.D

Column 1 : DB-624 (0.18 mm) Det: MS SCAN
Process Host: CTX0304

First Level Reviewer: latat Date: 05-Nov-2019 01:19:46

Compound	Sig	RT (min.)	Exp RT (min.)	Dlt RT (min.)	Q	Response	Cal Amt ug/l	OnCol Amt ug/l	Flags
* 1 Fluorobenzene	96	5.085	5.086	-0.001	100	762446	50.0	50.0	
* 2 Chlorobenzene-d5	117	7.594	7.595	-0.001	98	524022	50.0	50.0	
* 3 1,4-Dichlorobenzene-d4	152	9.783	9.784	-0.001	97	273436	50.0	50.0	
$ 4 Dibromofluoromethane (Surr	113	4.552	4.554	-0.002	92	8634	2.00	2.36	
$ 5 1,2-Dichloroethane-d4 (Sur	65	4.813	4.826	-0.013	91	11164	2.00	1.93	a
$ 6 Toluene-d8 (Surr)	98	6.351	6.341	0.010	93	37788	2.00	2.39	
$ 7 4-Bromofluorobenzene (Surr	95	8.670	8.672	-0.002	86	16020	2.00	1.80	
9 Dichlorodifluoromethane	85	1.559	1.560	-0.001	97	9857	2.00	1.80	
10 Chloromethane	50	1.724	1.726	-0.002	97	12602	2.00	1.92	
11 Vinyl chloride	62	1.843	1.844	-0.001	95	9032	2.00	1.89	
12 Butadiene	54	1.866	1.868	-0.002	0	10066	2.00	1.78	
13 Bromomethane	94	2.139	2.140	-0.001	84	5140	2.00	1.38	
14 Chloroethane	64	2.233	2.235	-0.002	96	5611	2.00	2.06	
15 Dichlorofluoromethane	67	2.399	2.400	-0.001	96	11685	2.00	1.97	
16 Trichlorofluoromethane	101	2.458	2.460	-0.002	97	11189	2.00	1.96	
17 Ethyl ether	59	2.695	2.696	-0.001	91	6410	2.00	1.85	
18 Acrolein	56	2.789	2.791	-0.002	98	5186	10.0	10.0	
19 1,1-Dichloroethene	96	2.872	2.874	-0.002	96	7762	2.00	1.90	
20 1,1,2-Trichloro-1,2,2-trif	151	2.884	2.886	-0.002	91	6173	2.00	1.81	
21 Acetone	43	2.920	2.921	-0.001	95	7936	4.00	4.43	
23 Iodomethane	142	3.002	3.004	-0.002	96	14459	2.00	2.09	
24 Carbon disulfide	76	3.062	3.063	-0.001	100	21779	2.00	1.78	
26 3-Chloro-1-propene	76	3.156	3.158	-0.002	88	3803	2.00	1.59	
27 Methyl acetate	43	3.168	3.170	-0.002	98	10475	4.00	4.14	
28 Methylene Chloride	84	3.239	3.252	-0.013	95	10071	2.00	2.24	
29 2-Methyl-2-propanol	59	3.334	3.335	-0.001	87	5334	20.0	22.9	
30 Acrylonitrile	53	3.428	3.430	-0.002	98	25630	20.0	22.3	
31 trans-1,2-Dichloroethene	96	3.464	3.465	-0.001	93	9626	2.00	2.06	
32 Methyl tert-butyl ether	73	3.464	3.477	-0.013	95	18251	2.00	2.10	
33 Hexane	86	3.677	3.678	-0.001	82	2290	2.00	1.72	
34 1,1-Dichloroethane	63	3.772	3.773	-0.001	95	18564	2.00	2.18	

Compound	Sig	RT (min.)	Exp RT (min.)	Dlt RT (min.)	Q	Response	Cal Amt ug/l	OnCol Amt ug/l	Flags
35 Vinyl acetate	43	3.807	3.809	-0.002	97	12120	2.00	1.81	
39 cis-1,2-Dichloroethene	96	4.209	4.211	-0.002	84	10093	2.00	2.04	
40 2-Butanone (MEK)	43	4.209	4.211	-0.002	60	8910	4.00	2.49	
41 2,2-Dichloropropane	77	4.221	4.211	0.010	81	12470	2.00	2.31	
45 Chlorobromomethane	128	4.387	4.388	-0.001	92	4162	2.00	2.16	
47 Chloroform	83	4.434	4.436	-0.002	97	16202	2.00	2.12	
46 Tetrahydrofuran	42	4.434	4.436	-0.002	48	4225	4.00	4.44	a
48 1,1,1-Trichloroethane	97	4.600	4.601	-0.001	93	11371	2.00	1.83	
49 Cyclohexane	56	4.647	4.649	-0.002	97	18053	2.00	1.82	
50 1,1-Dichloropropene	75	4.718	4.720	-0.002	90	13339	2.00	2.05	
51 Carbon tetrachloride	117	4.730	4.731	-0.001	94	10078	2.00	1.86	
52 Isobutyl alcohol	41	4.765	4.767	-0.002	82	6055	50.0	55.8	
53 1,2-Dichloroethane	62	4.872	4.873	-0.001	55	11363	2.00	2.14	
54 Benzene	78	4.884	4.885	-0.001	96	40417	2.00	2.12	
56 n-Heptane	100	5.073	5.063	0.010	34	2423	2.00	1.76	a
58 Trichloroethene	130	5.369	5.370	-0.001	92	9232	2.00	1.93	
60 Methylcyclohexane	83	5.535	5.536	-0.001	88	17419	2.00	1.99	
61 1,2-Dichloropropane	63	5.546	5.548	-0.002	65	8576	2.00	2.01	
63 Dibromomethane	93	5.641	5.631	0.010	94	3776	2.00	2.19	
64 1,4-Dioxane	88		5.643				ND	ND	Ua
65 Dichlorobromomethane	83	5.748	5.749	-0.001	95	8506	2.00	1.93	
67 2-Chloroethyl vinyl ether	63	5.972	5.974	-0.002	86	3972	4.00	3.71	a
68 cis-1,3-Dichloropropene	75	6.103	6.116	-0.013	89	7845	2.00	1.62	
69 4-Methyl-2-pentanone (MIBK	43	6.233	6.234	-0.001	96	11533	4.00	3.93	
70 Toluene	91	6.398	6.400	-0.002	97	36649	2.00	1.95	
71 trans-1,3-Dichloropropene	75	6.564	6.566	-0.002	95	6108	2.00	1.55	
72 Ethyl methacrylate	69	6.623	6.625	-0.002	87	5659	2.00	1.76	
73 1,1,2-Trichloroethane	97	6.718	6.719	-0.001	87	5808	2.00	2.11	
75 Tetrachloroethene	164	6.872	6.873	-0.001	95	7498	2.00	2.01	
74 1,3-Dichloropropane	76	6.872	6.873	-0.001	93	10353	2.00	2.11	
76 2-Hexanone	43	6.931	6.932	-0.001	97	6778	4.00	3.52	
78 Chlorodibromomethane	129	7.073	7.074	-0.001	82	3795	2.00	1.56	
80 Ethylene Dibromide	107	7.191	7.193	-0.002	98	4250	2.00	1.75	a
82 Chlorobenzene	112	7.617	7.619	-0.002	92	25463	2.00	2.18	
83 1,1,1,2-Tetrachloroethane	131	7.688	7.690	-0.002	83	6469	2.00	1.85	
84 Ethylbenzene	106	7.712	7.713	-0.001	99	11859	2.00	1.88	
85 m-Xylene & p-Xylene	106	7.818	7.820	-0.002	98	15987	2.00	2.00	
86 o-Xylene	106	8.185	8.187	-0.002	97	15188	2.00	1.98	
87 Styrene	104	8.197	8.199	-0.001	91	21734	2.00	1.87	
88 Bromoform	173	8.374	8.364	0.010	87	1666	2.00	1.31	
89 Isopropylbenzene	105	8.528	8.530	-0.002	95	37838	2.00	1.84	
92 1,1,2,2-Tetrachloroethane	83	8.789	8.790	-0.001	90	6564	2.00	2.14	
93 Bromobenzene	156	8.824	8.826	-0.002	97	9857	2.00	2.11	
95 trans-1,4-Dichloro-2-buten	53	8.836	8.837	-0.001	59	1775	2.00	1.79	
94 1,2,3-Trichloropropane	110	8.836	8.837	-0.001	79	1808	2.00	1.87	
96 N-Propylbenzene	120	8.919	8.920	-0.001	99	10887	2.00	1.85	
97 2-Chlorotoluene	126	9.002	9.003	-0.001	96	9640	2.00	1.97	
98 1,3,5-Trimethylbenzene	105	9.084	9.086	-0.002	94	31031	2.00	1.77	
99 4-Chlorotoluene	126	9.108	9.110	-0.002	98	10825	2.00	2.15	
100 tert-Butylbenzene	119	9.404	9.405	-0.001	92	28637	2.00	1.79	
102 1,2,4-Trimethylbenzene	105	9.439	9.441	-0.002	96	31930	2.00	1.80	
103 sec-Butylbenzene	105	9.605	9.607	-0.002	94	45623	2.00	1.92	

Compound	Sig	RT (min.)	Exp RT (min.)	Dlt RT (min.)	Q	Response	Cal Amt ug/l	OnCol Amt ug/l	Flags
104 1,3-Dichlorobenzene	146	9.723	9.725	-0.002	96	21147	2.00	2.09	
105 4-Isopropyltoluene	119	9.747	9.749	-0.002	97	36055	2.00	1.85	
106 1,4-Dichlorobenzene	146	9.806	9.808	-0.002	93	23124	2.00	2.34	
109 n-Butylbenzene	91	10.149	10.151	-0.002	98	33603	2.00	1.88	
110 1,2-Dichlorobenzene	146	10.173	10.175	-0.002	96	21341	2.00	2.35	
111 1,2-Dibromo-3-Chloropropan	157		10.932				ND	ND	
113 1,2,4-Trichlorobenzene	180	11.771	11.760	0.010	92	13200	2.00	2.41	
114 Hexachlorobutadiene	225	11.936	11.938	-0.002	93	7588	2.00	1.77	
115 Naphthalene	128	12.007	12.009	-0.002	96	22847	2.00	2.17	
116 1,2,3-Trichlorobenzene	180	12.256	12.257	-0.001	95	13104	2.00	1.74	
S 126 1,2-Dichloroethene, Total	96				0			4.10	
S 127 1,3-Dichloropropene, Total	75				0			3.18	
S 128 Xylenes, Total	106				0		4.00	3.98	
S 157 Total BTEX	1				0		10.0	9.92	
S 129 Trihalomethanes, Total	1				0		8.00	6.92	

QC Flag Legend

Processing Flags

ND - Not Detected or Marked ND

Review Flags

U - Marked Undetected

a - User Assigned ID

Reagents:

VMAROLISTDW_00319	Amount Added:	0.20	Units: uL
VMRGAS_00314	Amount Added:	0.20	Units: uL
vm50ss_00378	Amount Added:	0.20	Units: uL
VMRPRIMW_00359	Amount Added:	0.20	Units: uL
VM568718_00016	Amount Added:	1.00	Units: uL

Report Date: 06-Nov-2019 03:20:10 Chrom Revision: 2.3 09-Oct-2019 11:13:36

Eurofins TestAmerica, Canton

Data File: \\chromna\Canton\ChromData\A3UX8\20191104-92755.b\UX87327.D

Injection Date:	04-Nov-2019 04:36:30	Instrument ID:	A3UX8	Operator ID:	402279
Lims ID:	STD8260 L2			Worklist Smp#:	10
Client ID:					
Purge Vol:	5.000 mL	Dil. Factor:	1.0000	ALS Bottle#:	9
Method:	8260_8	Limit Group:	MSV 8260B ICAL		

Column: DB-624 (0.18 mm)

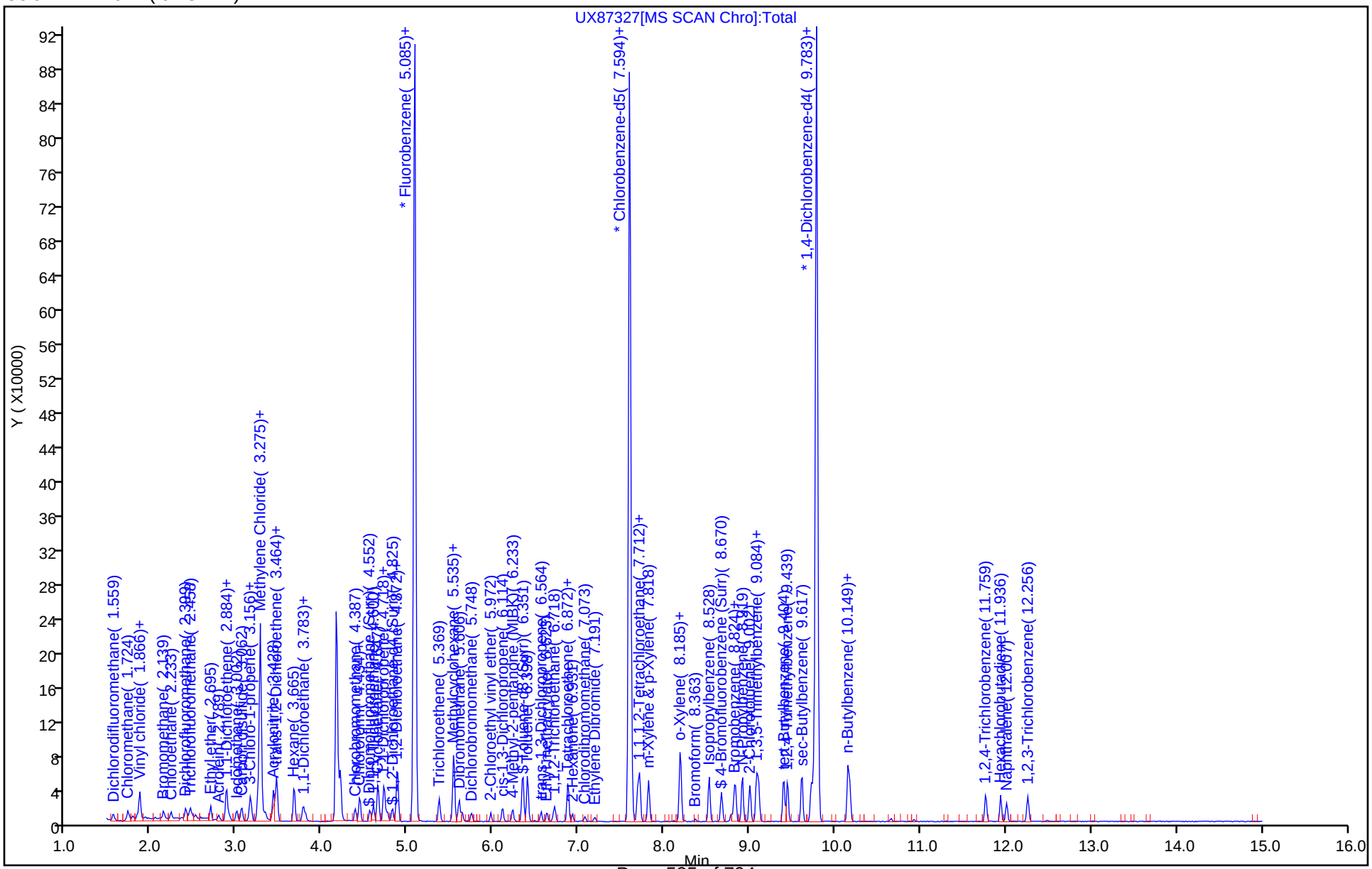

Manual Integration/User Assign Peak Report

Eurofins TestAmerica, Canton

Data File: \\chromna\Canton\ChromData\A3UX8\20191104-92755.b\UX87327.D
Injection Date: 04-Nov-2019 04:36:30 Instrument ID: A3UX8
Lims ID: STD8260 L2
Client ID:
Operator ID: 402279 ALS Bottle#: 9 Worklist Smp#: 10
Purge Vol: 5.000 mL Dil. Factor: 1.0000
Method: 8260_8 Limit Group: MSV 8260B ICAL
Column: DB-624 (0.18 mm) Detector MS SCAN

46 Tetrahydrofuran, CAS: 109-99-9

Signal: 1

Not Detected
Expected RT: 4.44

Processing Integration Results

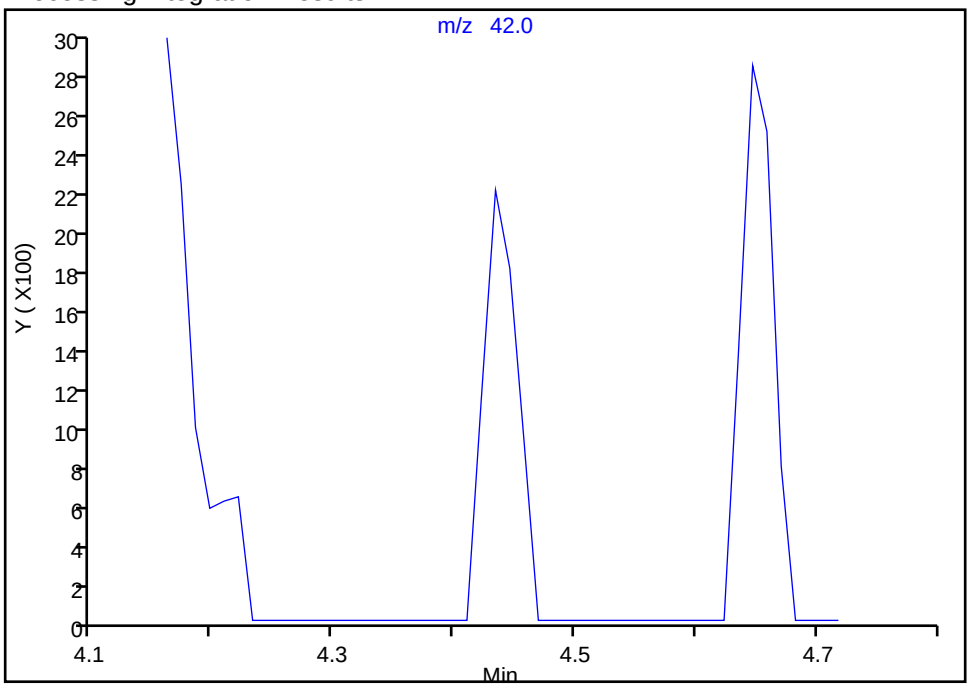

Manual Integration Results

RT: 4.43
Area: 4225
Amount: 4.440950
Amount Units: ug/l

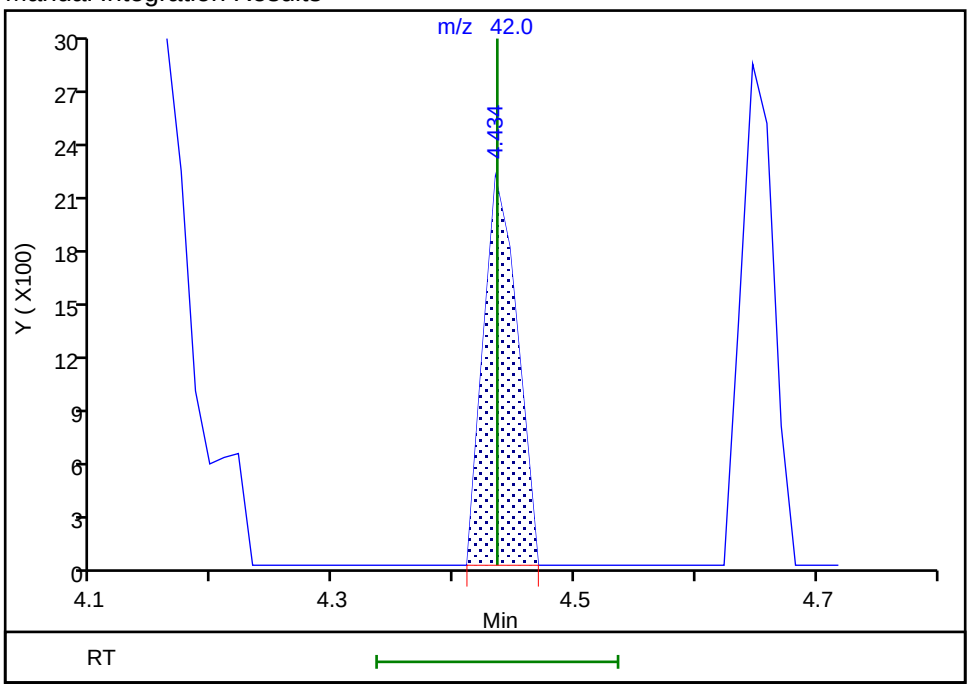

Reviewer: latat, 05-Nov-2019 01:57:53
Audit Action: Assigned Compound ID Audit Reason: Peak assignment corrected

Manual Integration/User Assign Peak Report

Eurofins TestAmerica, Canton

Data File: \\chromna\Canton\ChromData\A3UX8\20191104-92755.b\UX87327.D
Injection Date: 04-Nov-2019 04:36:30 Instrument ID: A3UX8
Lims ID: STD8260 L2
Client ID:
Operator ID: 402279 ALS Bottle#: 9 Worklist Smp#: 10
Purge Vol: 5.000 mL Dil. Factor: 1.0000
Method: 8260_8 Limit Group: MSV 8260B ICAL
Column: DB-624 (0.18 mm) Detector MS SCAN

$ 5 1,2-Dichloroethane-d4 (Surr), CAS: 17060-07-0

Signal: 1

Not Detected
Expected RT: 4.83

Processing Integration Results

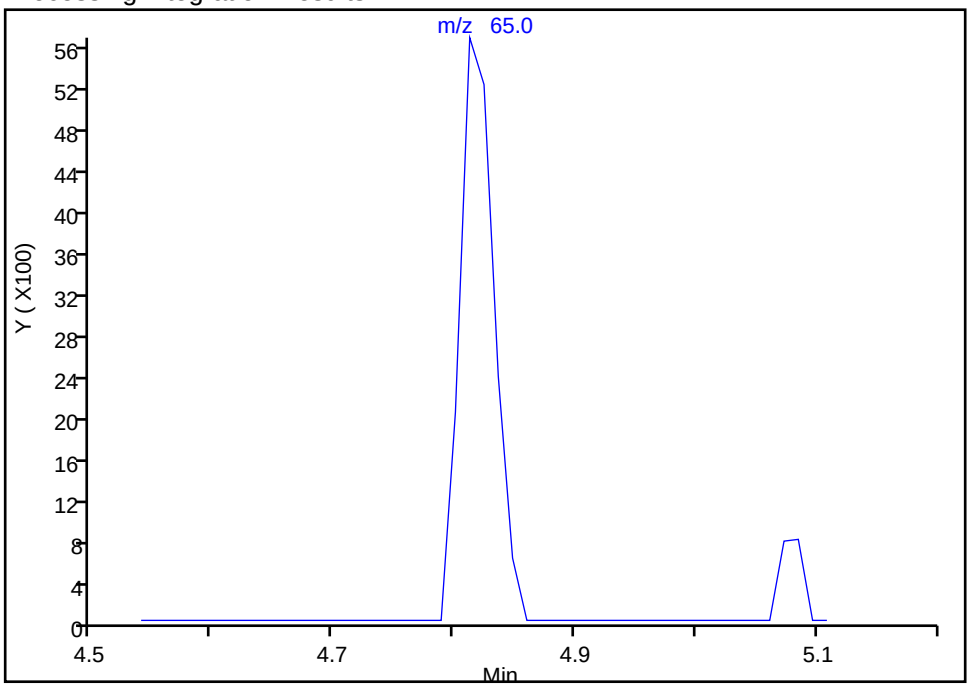

Manual Integration Results

RT: 4.81
Area: 11164
Amount: 1.934198
Amount Units: ug/l

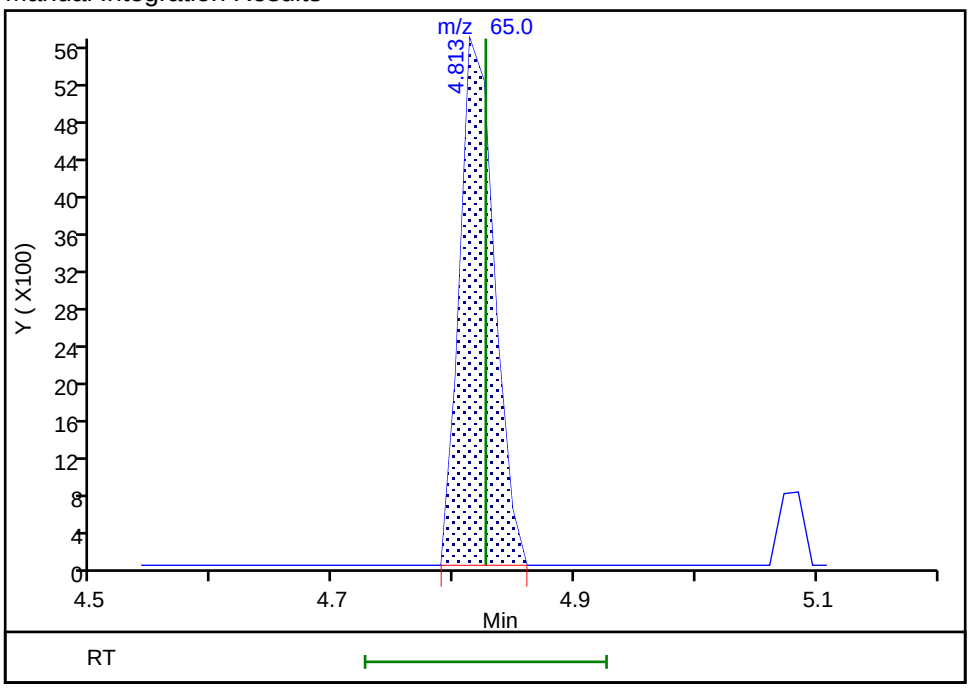

Reviewer: latat, 05-Nov-2019 01:57:37
Audit Action: Assigned Compound ID Audit Reason: Peak assignment corrected

Manual Integration/User Assign Peak Report

Eurofins TestAmerica, Canton

Data File: \\chromna\Canton\ChromData\A3UX8\20191104-92755.b\UX87327.D
Injection Date: 04-Nov-2019 04:36:30 Instrument ID: A3UX8
Lims ID: STD8260 L2
Client ID:
Operator ID: 402279 ALS Bottle#: 9 Worklist Smp#: 10
Purge Vol: 5.000 mL Dil. Factor: 1.0000
Method: 8260_8 Limit Group: MSV 8260B ICAL
Column: DB-624 (0.18 mm) Detector MS SCAN

56 n-Heptane, CAS: 142-82-5

Signal: 1

Not Detected
Expected RT: 5.06

Processing Integration Results

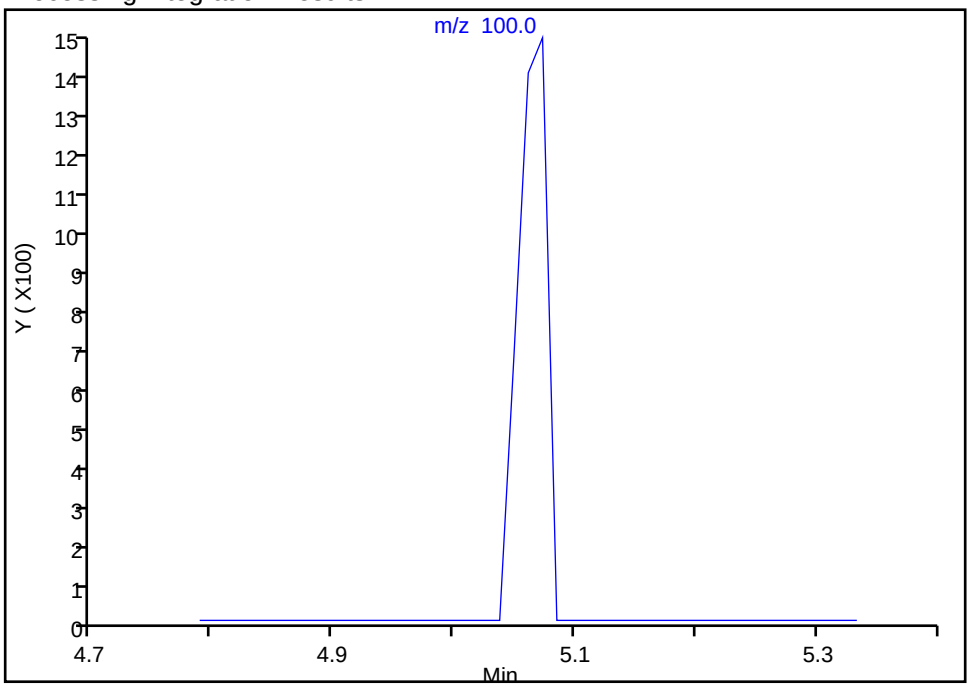

Manual Integration Results

RT: 5.07
Area: 2423
Amount: 1.757888
Amount Units: ug/l

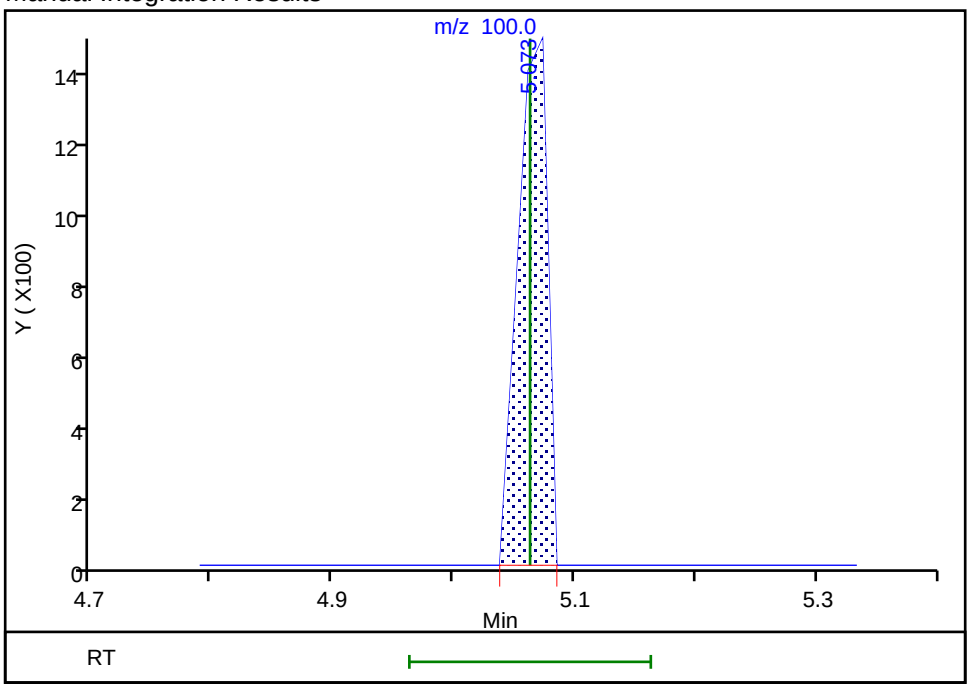

Reviewer: latat, 05-Nov-2019 01:58:00
Audit Action: Assigned Compound ID Audit Reason: Peak assignment corrected

Eurofins TestAmerica, Canton

Data File: \\chromna\Canton\ChromData\A3UX8\20191104-92755.b\UX87327.D
Injection Date: 04-Nov-2019 04:36:30 Instrument ID: A3UX8
Lims ID: STD8260 L2
Client ID:
Operator ID: 402279 ALS Bottle#: 9 Worklist Smp#: 10
Purge Vol: 5.000 mL Dil. Factor: 1.0000
Method: 8260_8 Limit Group: MSV 8260B ICAL
Column: DB-624 (0.18 mm) Detector MS SCAN

67 2-Chloroethyl vinyl ether, CAS: 110-75-8

Signal: 1

Not Detected
Expected RT: 5.97

Processing Integration Results

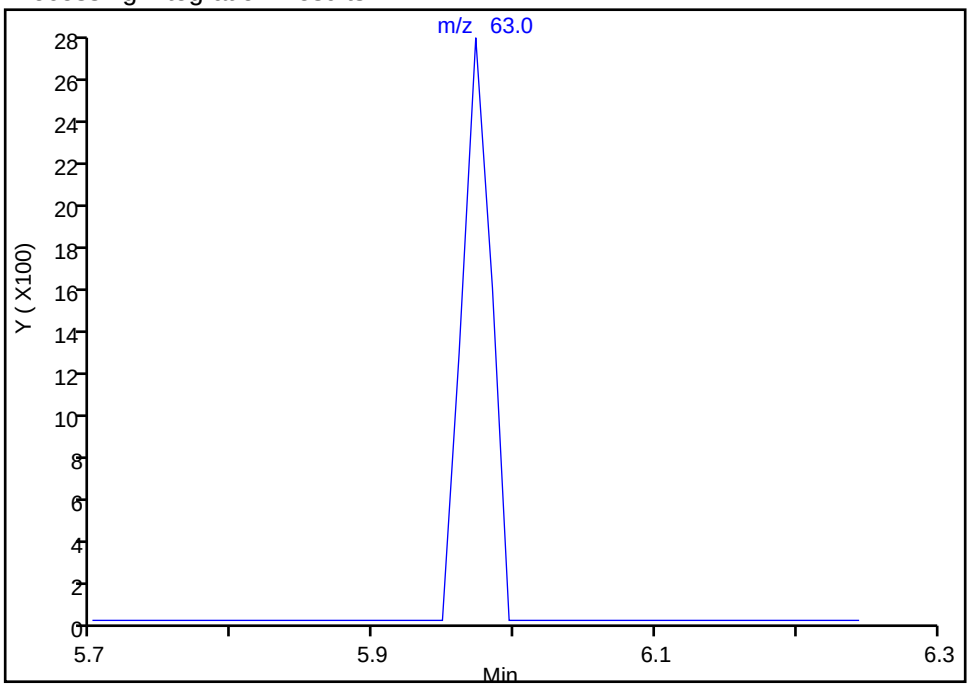

Manual Integration Results

RT: 5.97
Area: 3972
Amount: 3.709600
Amount Units: ug/l

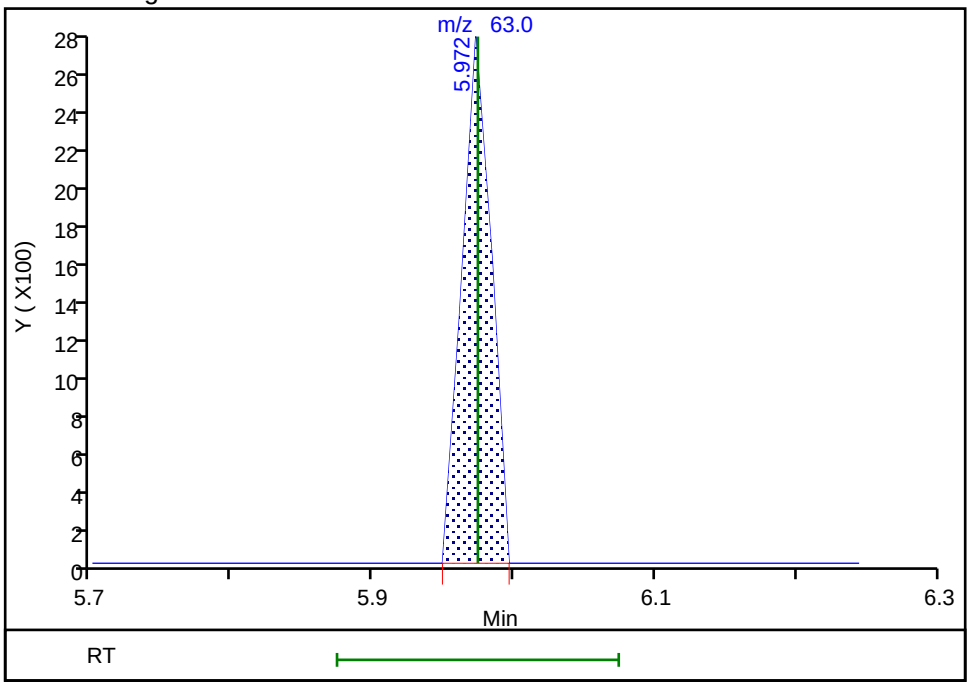

Reviewer: latat, 05-Nov-2019 01:58:20
Audit Action: Assigned Compound ID Audit Reason: Peak assignment corrected

Manual Integration/User Assign Peak Report

Eurofins TestAmerica, Canton

Data File: \\chromna\Canton\ChromData\A3UX8\20191104-92755.b\UX87327.D
Injection Date: 04-Nov-2019 04:36:30 Instrument ID: A3UX8
Lims ID: STD8260 L2
Client ID:
Operator ID: 402279 ALS Bottle#: 9 Worklist Smp#: 10
Purge Vol: 5.000 mL Dil. Factor: 1.0000
Method: 8260_8 Limit Group: MSV 8260B ICAL
Column: DB-624 (0.18 mm) Detector MS SCAN

80 Ethylene Dibromide, CAS: 106-93-4

Signal: 1

Not Detected
Expected RT: 7.19

Processing Integration Results

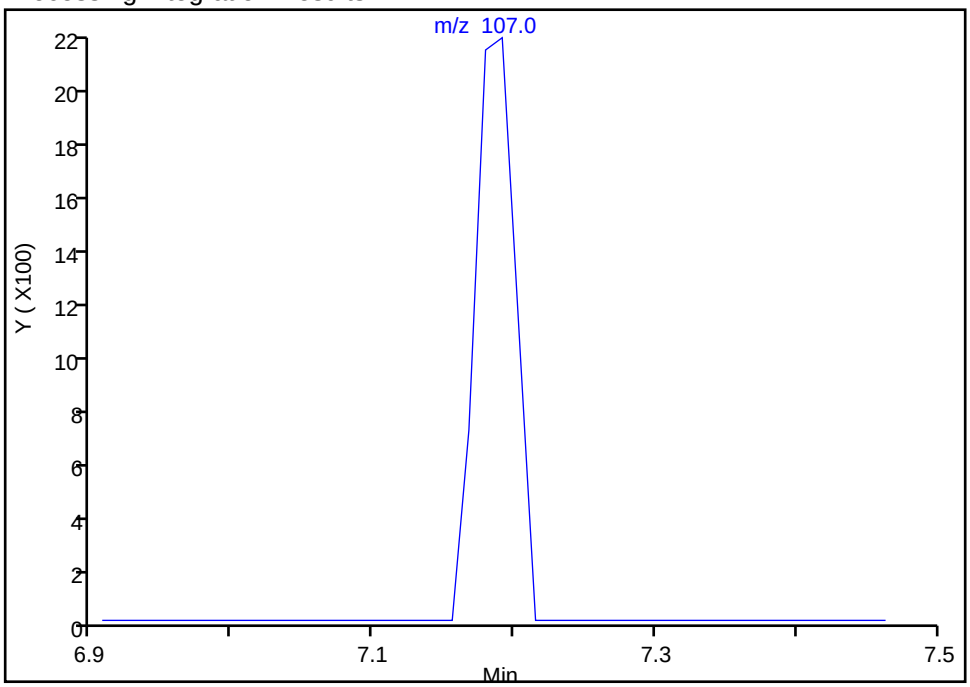

Manual Integration Results

RT: 7.19
Area: 4250
Amount: 1.749136
Amount Units: ug/l

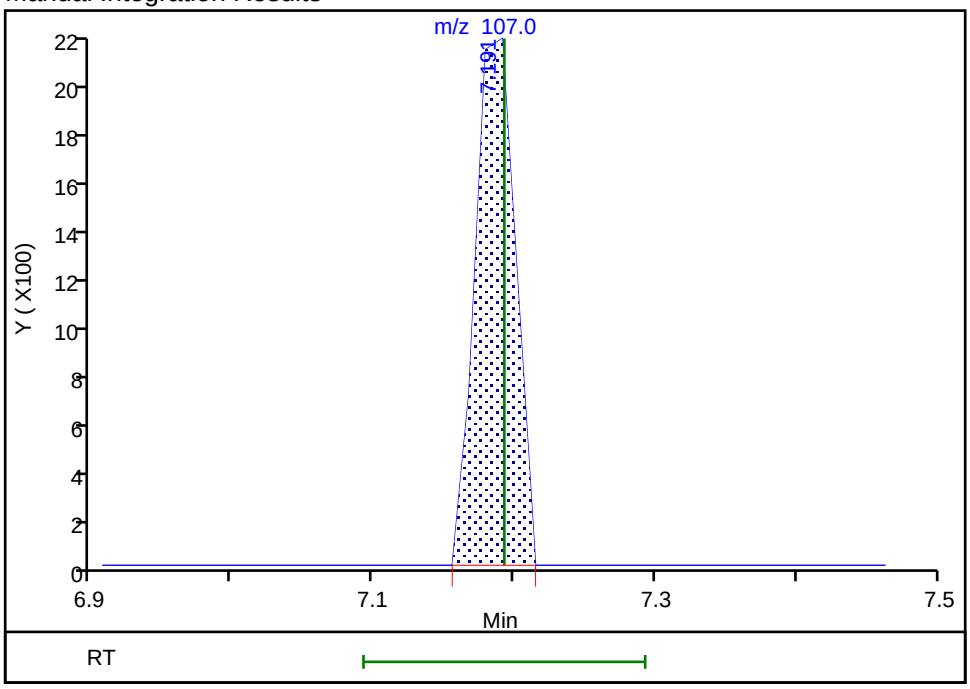

Reviewer: latat, 05-Nov-2019 01:58:27
Audit Action: Assigned Compound ID Audit Reason: Peak assignment corrected

Eurofins TestAmerica, Canton
Target Compound Quantitation Report

Data File: \\chromna\Canton\ChromData\A3UX8\20191104-92755.b\UX87328.D
Lims ID: STD8260 L1
Client ID:
Sample Type: IC Calib Level: 1
Inject. Date: 04-Nov-2019 05:00:30 ALS Bottle#: 10 Worklist Smp#: 11
Purge Vol: 5.000 mL Dil. Factor: 1.0000
Sample Info: 240-0092755-011
Operator ID: 402279 Instrument ID: A3UX8
Sublist: chrom-8260_8*sub64

Method: \\chromna\Canton\ChromData\A3UX8\20191104-92755.b\8260_8.m
Limit Group: MSV 8260B ICAL
Last Update: 06-Nov-2019 03:20:12 Calib Date: 04-Nov-2019 05:00:30
Integrator: RTE ID Type: Deconvolution ID
Quant Method: Internal Standard Quant By: Initial Calibration
Last ICal File: \\chromna\Canton\ChromData\A3UX8\20191104-92755.b\UX87328.D

Column 1 : DB-624 (0.18 mm) Det: MS SCAN
Process Host: CTX0304

First Level Reviewer: latat Date: 05-Nov-2019 01:21:00

Compound	Sig	RT (min.)	Exp RT (min.)	Dlt RT (min.)	Q	Response	Cal Amt ug/l	OnCol Amt ug/l	Flags
* 1 Fluorobenzene	96	5.088	5.086	0.002	100	775232	50.0	50.0	
* 2 Chlorobenzene-d5	117	7.597	7.595	0.002	98	528057	50.0	50.0	
* 3 1,4-Dichlorobenzene-d4	152	9.786	9.784	0.002	98	270497	50.0	50.0	
$ 4 Dibromofluoromethane (Surr	113	4.556	4.554	0.002	87	5831	1.00	1.57	
$ 5 1,2-Dichloroethane-d4 (Sur	65	4.816	4.826	-0.010	90	6446	1.00	0.6205	a
$ 6 Toluene-d8 (Surr)	98	6.342	6.341	0.001	94	25577	1.00	1.61	
$ 7 4-Bromofluorobenzene (Surr	95	8.674	8.672	0.002	86	11053	1.00	0.7582	
9 Dichlorodifluoromethane	85	1.562	1.560	0.002	94	4849	1.00	0.8718	
10 Chloromethane	50	1.728	1.726	0.002	96	6320	1.00	0.9452	
11 Vinyl chloride	62	1.846	1.844	0.002	22	5019	1.00	1.03	
12 Butadiene	54	1.870	1.868	0.002	0	5813	1.00	1.01	
13 Bromomethane	94	2.142	2.140	0.002	77	3050	1.00	0.5875	
14 Chloroethane	64	2.237	2.235	0.001	83	2531	1.00	0.9139	a
15 Dichlorofluoromethane	67	2.402	2.400	0.002	95	5936	1.00	0.9823	
16 Trichlorofluoromethane	101	2.449	2.460	-0.011	92	5737	1.00	0.9887	
17 Ethyl ether	59	2.698	2.696	0.002	90	4205	1.00	1.20	
18 Acrolein	56	2.793	2.791	0.002	89	2510	5.00	4.77	
19 1,1-Dichloroethene	96	2.875	2.874	0.001	95	4805	1.00	1.16	
20 1,1,2-Trichloro-1,2,2-trif	151	2.887	2.886	0.001	87	3833	1.00	1.10	
21 Acetone	43	2.923	2.921	0.002	98	5170	2.00	1.29	
23 Iodomethane	142	3.006	3.004	0.002	96	8467	1.00	1.21	
24 Carbon disulfide	76	3.065	3.063	0.002	99	12267	1.00	0.9885	
26 3-Chloro-1-propene	76	3.159	3.158	0.001	88	2285	1.00	0.9425	
27 Methyl acetate	43	3.171	3.170	0.001	97	5747	2.00	2.24	
28 Methylene Chloride	84	3.254	3.252	0.002	92	5340	1.00	1.17	
29 2-Methyl-2-propanol	59	3.337	3.335	0.002	92	2691	10.0	11.4	
30 Acrylonitrile	53	3.432	3.430	0.002	98	13195	10.0	11.3	
31 trans-1,2-Dichloroethene	96	3.467	3.465	0.002	93	4899	1.00	1.03	
32 Methyl tert-butyl ether	73	3.467	3.477	-0.010	94	9522	1.00	1.08	
33 Hexane	86	3.668	3.678	-0.010	84	1169	1.00	0.8627	
34 1,1-Dichloroethane	63	3.775	3.773	0.002	92	8839	1.00	1.02	

Compound	Sig	RT (min.)	Exp RT (min.)	Dlt RT (min.)	Q	Response	Cal Amt ug/l	OnCol Amt ug/l	Flags
35 Vinyl acetate	43	3.798	3.809	-0.011	92	5977	1.00	0.8772	
39 cis-1,2-Dichloroethene	96	4.213	4.211	0.002	84	5893	1.00	1.17	
40 2-Butanone (MEK)	43		4.211				ND	ND	
41 2,2-Dichloropropane	77		4.211				ND	ND	
45 Chlorobromomethane	128	4.390	4.388	0.002	92	1943	1.00	0.99	
47 Chloroform	83	4.437	4.436	0.001	95	8635	1.00	1.11	
46 Tetrahydrofuran	42		4.436				ND	ND	
48 1,1,1-Trichloroethane	97	4.603	4.601	0.002	93	5801	1.00	0.9170	
49 Cyclohexane	56	4.650	4.649	0.001	96	10391	1.00	1.03	
50 1,1-Dichloropropene	75	4.721	4.720	0.001	89	7046	1.00	1.07	
51 Carbon tetrachloride	117	4.733	4.731	0.002	93	5338	1.00	0.9698	
52 Isobutyl alcohol	41	4.757	4.767	-0.010	32	2155	25.0	19.5	a
53 1,2-Dichloroethane	62	4.875	4.873	0.002	53	5297	1.00	0.9822	
54 Benzene	78	4.875	4.885	-0.010	97	23094	1.00	1.19	
56 n-Heptane	100	5.065	5.063	0.002	87	1215	1.00	0.8669	
58 Trichloroethene	130	5.372	5.370	0.002	88	5604	1.00	1.15	
60 Methylcyclohexane	83	5.538	5.536	0.002	87	9120	1.00	1.03	
61 1,2-Dichloropropane	63	5.538	5.548	-0.010	61	4587	1.00	1.05	
63 Dibromomethane	93	5.633	5.631	0.002	78	1274	1.00	0.7254	
64 1,4-Dioxane	88		5.643				ND	ND	Ua
65 Dichlorobromomethane	83	5.751	5.749	0.002	91	4009	1.00	0.8949	
67 2-Chloroethyl vinyl ether	63	5.976	5.974	0.002	72	1888	2.00	1.73	a
68 cis-1,3-Dichloropropene	75	6.106	6.116	-0.010	84	3584	1.00	0.7289	
69 4-Methyl-2-pentanone (MIBK	43	6.224	6.234	-0.010	91	5573	2.00	1.87	
70 Toluene	91	6.402	6.400	0.002	98	19706	1.00	1.04	
71 trans-1,3-Dichloropropene	75	6.555	6.566	-0.011	89	2773	1.00	0.7003	
72 Ethyl methacrylate	69	6.626	6.625	0.001	87	2660	1.00	0.8231	
73 1,1,2-Trichloroethane	97	6.721	6.719	0.002	83	3249	1.00	1.17	
75 Tetrachloroethene	164	6.875	6.873	0.002	93	4080	1.00	1.08	
74 1,3-Dichloropropane	76	6.875	6.873	0.002	91	5373	1.00	1.09	
76 2-Hexanone	43	6.934	6.932	0.002	91	3082	2.00	1.59	
78 Chlorodibromomethane	129	7.076	7.074	0.002	75	2124	1.00	0.8657	
80 Ethylene Dibromide	107	7.183	7.193	-0.010	96	2694	1.00	1.10	a
82 Chlorobenzene	112	7.620	7.619	0.001	95	13349	1.00	1.13	
83 1,1,1,2-Tetrachloroethane	131	7.691	7.690	0.001	83	3433	1.00	0.9765	
84 Ethylbenzene	106	7.715	7.713	0.002	98	5632	1.00	0.8849	
85 m-Xylene & p-Xylene	106	7.822	7.820	0.002	96	8730	1.00	1.08	
86 o-Xylene	106	8.188	8.187	0.001	86	7671	1.00	0.99	
87 Styrene	104	8.188	8.199	-0.010	83	10964	1.00	0.9370	
88 Bromoform	173	8.366	8.364	0.002	1	822	1.00	0.6396	a
89 Isopropylbenzene	105	8.532	8.530	0.002	94	20495	1.00	0.9873	
92 1,1,2,2-Tetrachloroethane	83	8.780	8.790	-0.010	1	3119	1.00	1.03	
93 Bromobenzene	156	8.827	8.826	0.001	94	5290	1.00	1.14	
95 trans-1,4-Dichloro-2-buten	53		8.837				ND	ND	
94 1,2,3-Trichloropropane	110	8.839	8.837	0.002	51	1062	1.00	1.11	
96 N-Propylbenzene	120	8.922	8.920	0.002	99	5318	1.00	0.9134	
97 2-Chlorotoluene	126	9.005	9.003	0.002	95	5325	1.00	1.10	
98 1,3,5-Trimethylbenzene	105	9.076	9.086	-0.010	91	15313	1.00	0.8835	
99 4-Chlorotoluene	126	9.100	9.110	-0.010	96	5116	1.00	1.03	
100 tert-Butylbenzene	119	9.395	9.405	-0.010	93	14945	1.00	0.9437	
102 1,2,4-Trimethylbenzene	105	9.443	9.441	0.002	95	15677	1.00	0.8933	
103 sec-Butylbenzene	105	9.608	9.607	0.001	93	22764	1.00	0.9659	

Compound	Sig	RT (min.)	Exp RT (min.)	Dlt RT (min.)	Q	Response	Cal Amt ug/l	OnCol Amt ug/l	Flags
104 1,3-Dichlorobenzene	146	9.727	9.725	0.002	95	12328	1.00	1.23	
105 4-Isopropyltoluene	119	9.750	9.749	0.001	94	17052	1.00	0.8837	
106 1,4-Dichlorobenzene	146	9.809	9.808	0.001	92	13380	1.00	1.37	
109 n-Butylbenzene	91	10.153	10.151	0.002	96	17879	1.00	1.01	
110 1,2-Dichlorobenzene	146	10.176	10.175	0.001	95	12262	1.00	1.37	
111 1,2-Dibromo-3-Chloropropan	157		10.932				ND	ND	
113 1,2,4-Trichlorobenzene	180	11.762	11.760	0.002	91	7207	1.00	1.33	
114 Hexachlorobutadiene	225	11.939	11.938	0.001	86	4132	1.00	0.3464	a
115 Naphthalene	128	12.010	12.009	0.001	92	13773	1.00	1.32	
116 1,2,3-Trichlorobenzene	180	12.259	12.257	0.002	94	7975	1.00	0.4672	
S 126 1,2-Dichloroethene, Total	96				0			2.20	
S 127 1,3-Dichloropropene, Total	75				0			1.43	
S 128 Xylenes, Total	106				0		2.00	2.08	
S 157 Total BTEX	1				0		5.00	5.19	
S 129 Trihalomethanes, Total	1				0		4.00	3.51	

QC Flag Legend

Processing Flags

ND - Not Detected or Marked ND

Review Flags

U - Marked Undetected

a - User Assigned ID

Reagents:

VMAROLISTDW_00319	Amount Added:	0.10	Units: uL
VMRGAS_00314	Amount Added:	0.10	Units: uL
vm50ss_00378	Amount Added:	0.10	Units: uL
VMRPRIMW_00359	Amount Added:	0.10	Units: uL
VM568718_00016	Amount Added:	1.00	Units: uL

Report Date: 06-Nov-2019 03:20:13 Chrom Revision: 2.3 09-Oct-2019 11:13:36

Eurofins TestAmerica, Canton

Data File: \\chromna\Canton\ChromData\A3UX8\20191104-92755.b\UX87328.D

Injection Date:	04-Nov-2019 05:00:30	Instrument ID:	A3UX8	Operator ID:	402279
Lims ID:	STD8260 L1			Worklist Smp#:	11
Client ID:					
Purge Vol:	5.000 mL	Dil. Factor:	1.0000	ALS Bottle#:	10
Method:	8260_8	Limit Group:	MSV 8260B ICAL		

Column: DB-624 (0.18 mm)

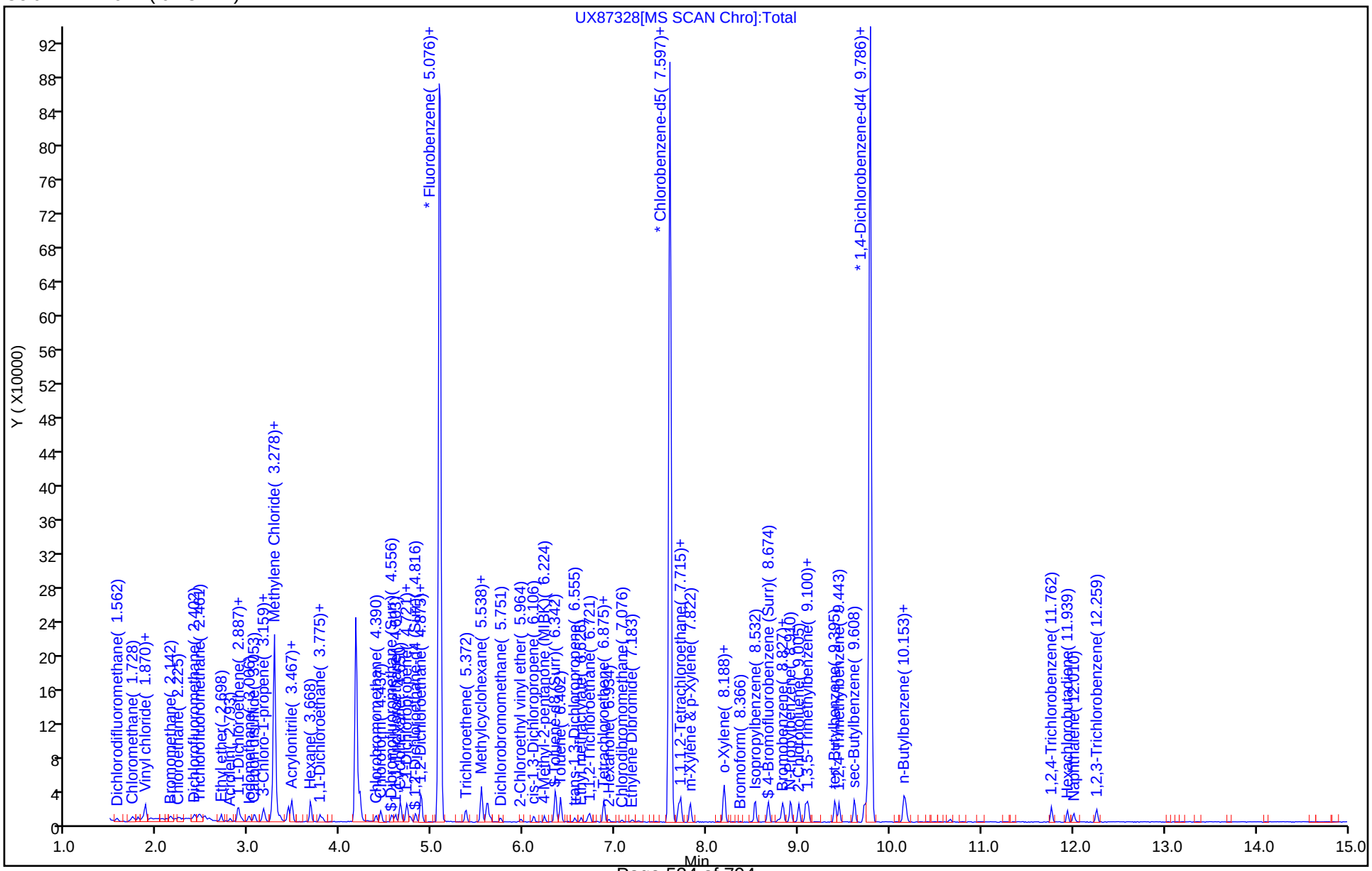

Manual Integration/User Assign Peak Report

Eurofins TestAmerica, Canton

Data File: \\chromna\Canton\ChromData\A3UX8\20191104-92755.b\UX87328.D
Injection Date: 04-Nov-2019 05:00:30 Instrument ID: A3UX8
Lims ID: STD8260 L1
Client ID:
Operator ID: 402279 ALS Bottle#: 10 Worklist Smp#: 11
Purge Vol: 5.000 mL Dil. Factor: 1.0000
Method: 8260_8 Limit Group: MSV 8260B ICAL
Column: DB-624 (0.18 mm) Detector MS SCAN

14 Chloroethane, CAS: 75-00-3

Signal: 1

Not Detected
Expected RT: 2.23

Processing Integration Results

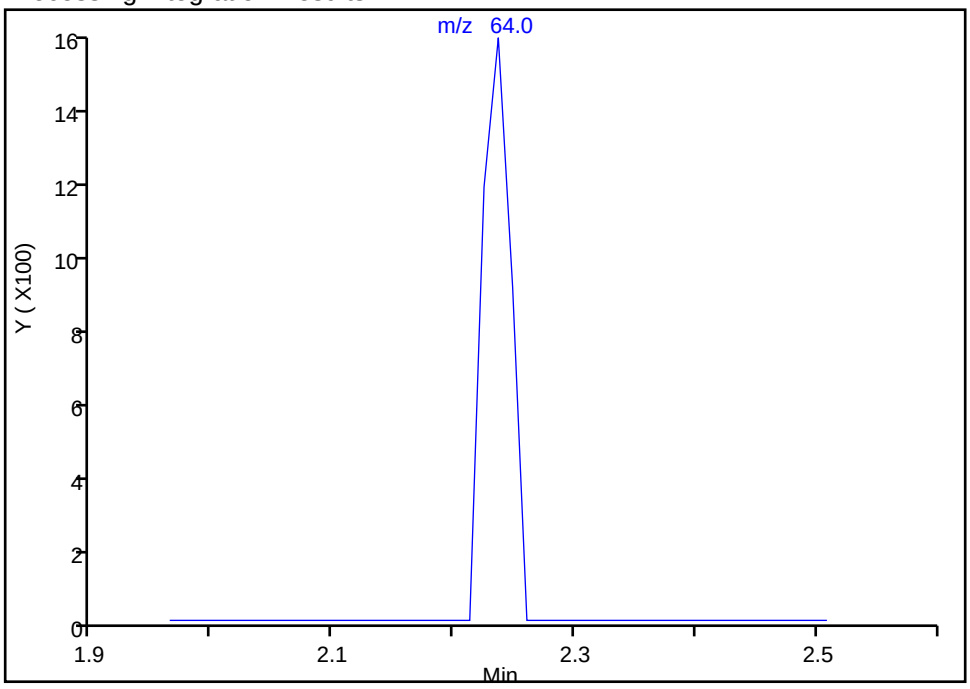

Manual Integration Results

RT: 2.24
Area: 2531
Amount: 0.913877
Amount Units: ug/l

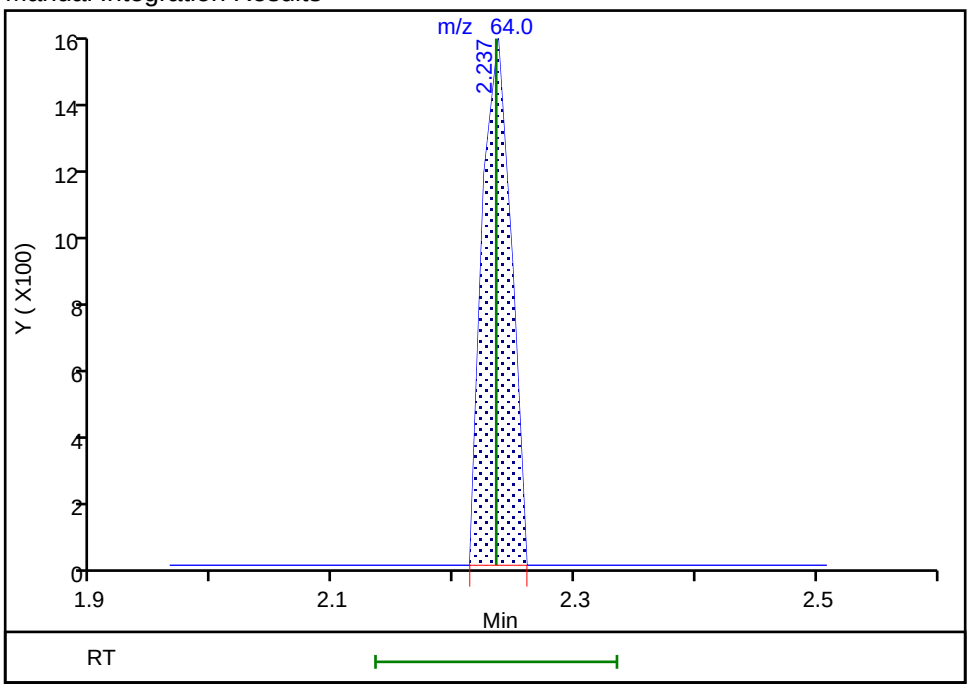

Reviewer: latat, 05-Nov-2019 01:59:38
Audit Action: Assigned Compound ID Audit Reason: Peak assignment corrected

Manual Integration/User Assign Peak Report

Eurofins TestAmerica, Canton

Data File: \\chromna\Canton\ChromData\A3UX8\20191104-92755.b\UX87328.D
Injection Date: 04-Nov-2019 05:00:30 Instrument ID: A3UX8
Lims ID: STD8260 L1
Client ID:
Operator ID: 402279 ALS Bottle#: 10 Worklist Smp#: 11
Purge Vol: 5.000 mL Dil. Factor: 1.0000
Method: 8260_8 Limit Group: MSV 8260B ICAL
Column: DB-624 (0.18 mm) Detector MS SCAN

52 Isobutyl alcohol, CAS: 78-83-1

Signal: 1

Not Detected
Expected RT: 4.77

Processing Integration Results

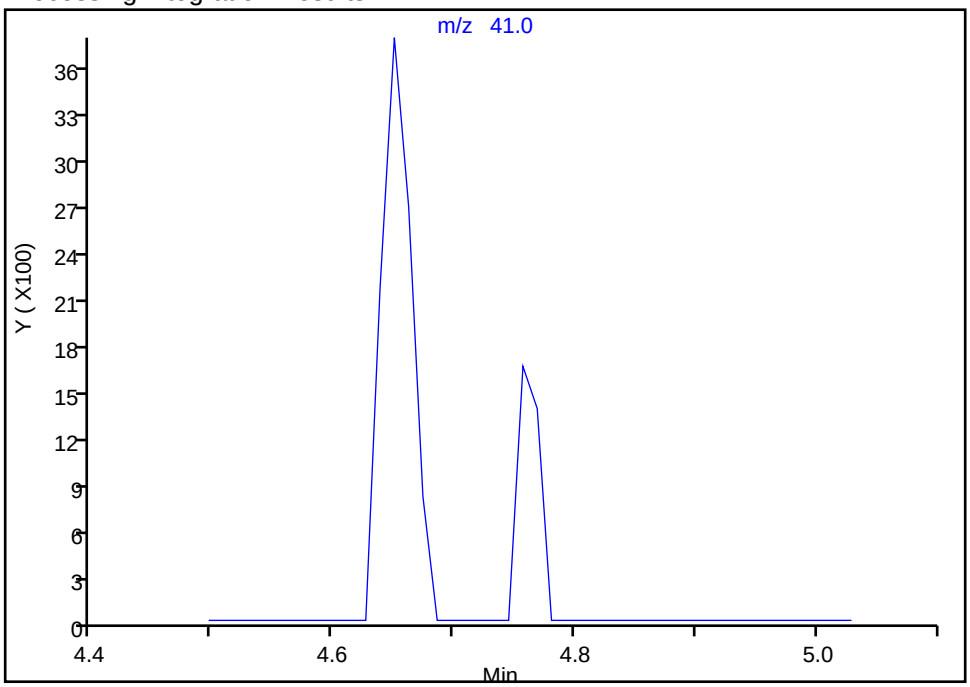

Manual Integration Results

RT: 4.76
Area: 2155
Amount: 19.530708
Amount Units: ug/l

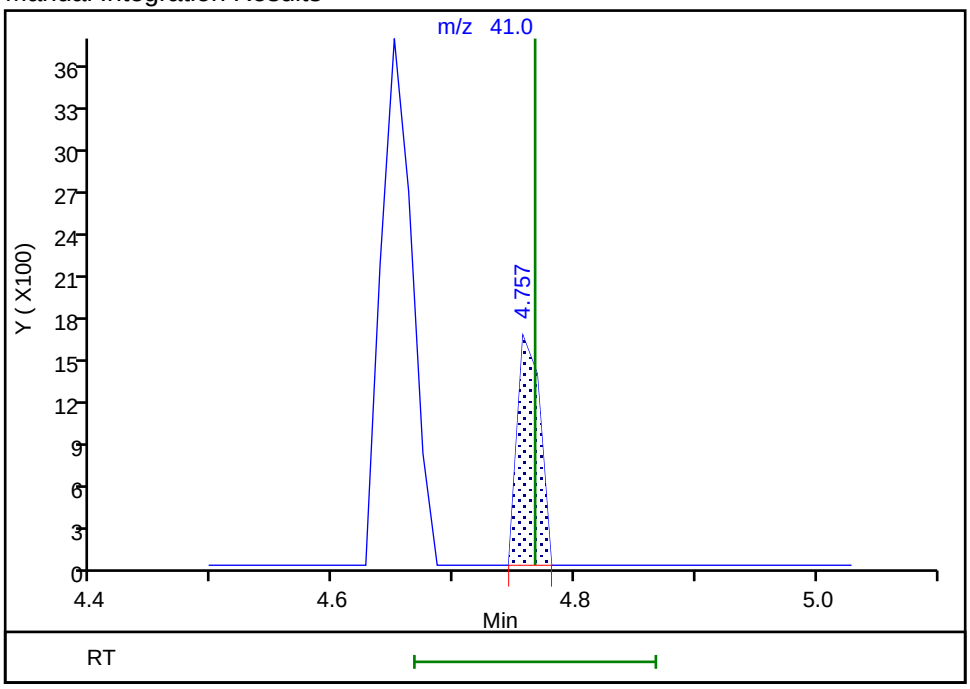

Reviewer: latat, 05-Nov-2019 01:59:59
Audit Action: Assigned Compound ID Audit Reason: Peak assignment corrected

Manual Integration/User Assign Peak Report

Eurofins TestAmerica, Canton

Data File: \\chromna\Canton\ChromData\A3UX8\20191104-92755.b\UX87328.D
Injection Date: 04-Nov-2019 05:00:30 Instrument ID: A3UX8
Lims ID: STD8260 L1
Client ID:
Operator ID: 402279 ALS Bottle#: 10 Worklist Smp#: 11
Purge Vol: 5.000 mL Dil. Factor: 1.0000
Method: 8260_8 Limit Group: MSV 8260B ICAL
Column: DB-624 (0.18 mm) Detector MS SCAN

$ 5 1,2-Dichloroethane-d4 (Surr), CAS: 17060-07-0

Signal: 1

Not Detected
Expected RT: 4.83

Processing Integration Results

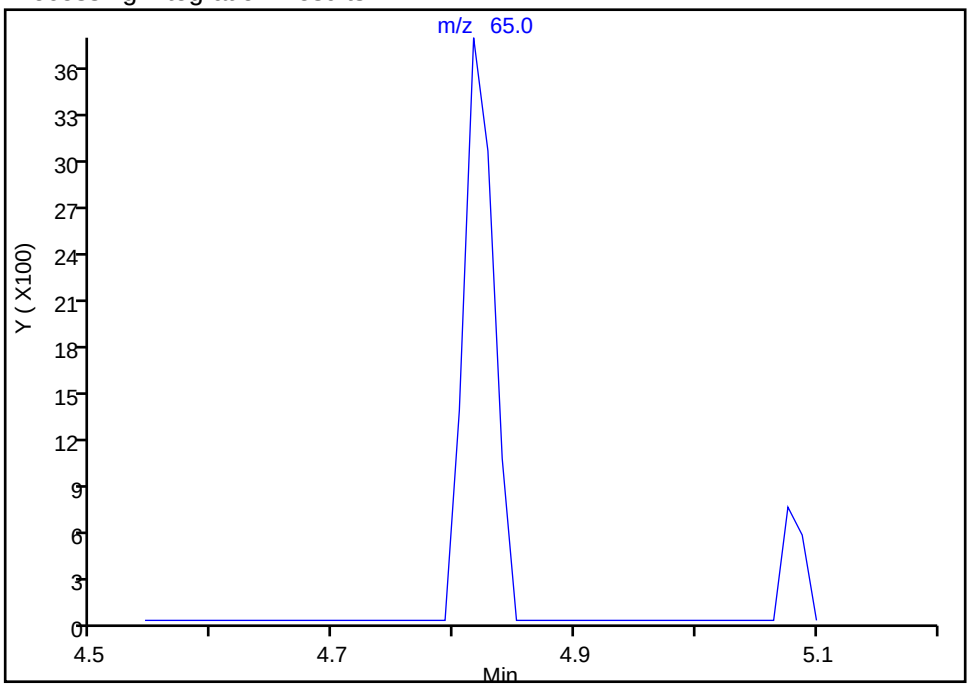

Manual Integration Results

RT: 4.82
Area: 6446
Amount: 0.620505
Amount Units: ug/l

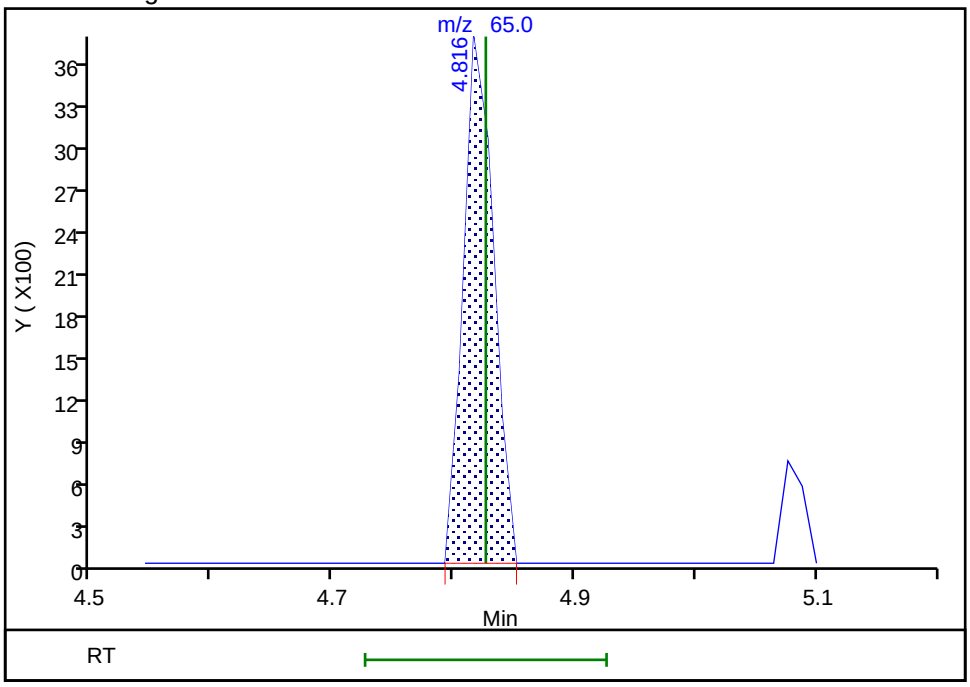

Reviewer: latat, 05-Nov-2019 01:59:31
Audit Action: Assigned Compound ID Audit Reason: Peak assignment corrected

Eurofins TestAmerica, Canton

Data File: \\chromna\Canton\ChromData\A3UX8\20191104-92755.b\UX87328.D
Injection Date: 04-Nov-2019 05:00:30 Instrument ID: A3UX8
Lims ID: STD8260 L1
Client ID:
Operator ID: 402279 ALS Bottle#: 10 Worklist Smp#: 11
Purge Vol: 5.000 mL Dil. Factor: 1.0000
Method: 8260_8 Limit Group: MSV 8260B ICAL
Column: DB-624 (0.18 mm) Detector MS SCAN

67 2-Chloroethyl vinyl ether, CAS: 110-75-8

Signal: 1

Not Detected
Expected RT: 5.97

Processing Integration Results

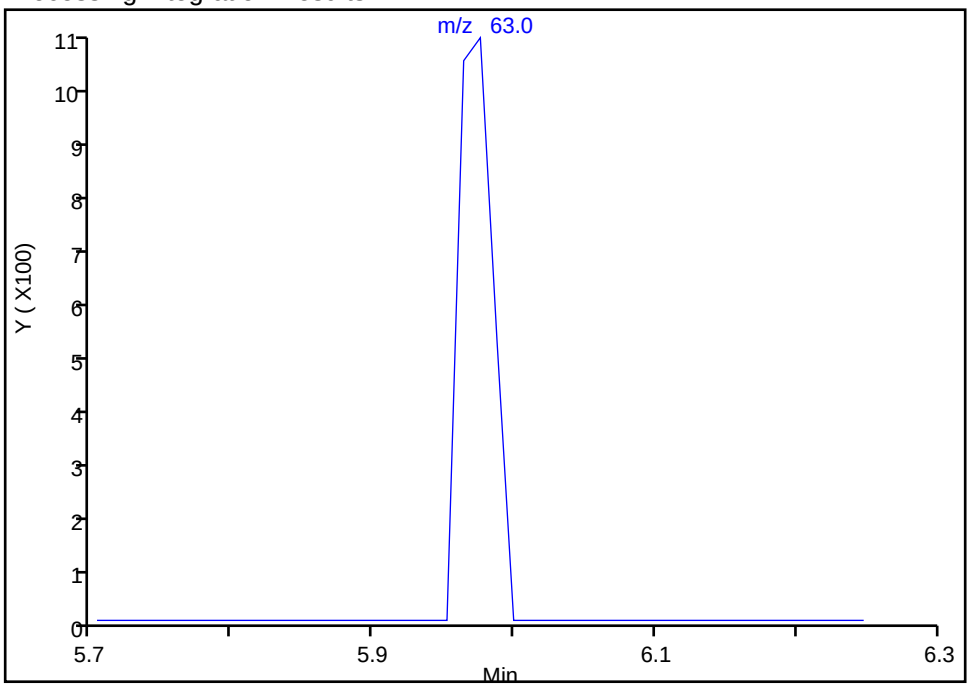

Manual Integration Results

RT: 5.98
Area: 1888
Amount: 1.734192
Amount Units: ug/l

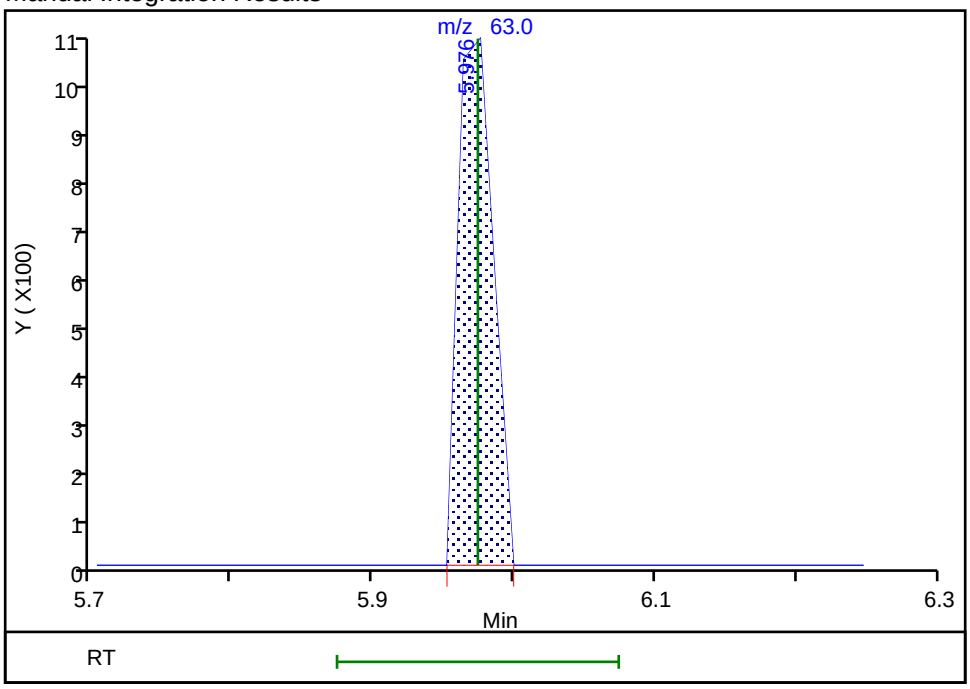

Reviewer: latat, 05-Nov-2019 02:00:19
Audit Action: Assigned Compound ID Audit Reason: Peak assignment corrected

Manual Integration/User Assign Peak Report

Eurofins TestAmerica, Canton

Data File: \\chromna\Canton\ChromData\A3UX8\20191104-92755.b\UX87328.D
Injection Date: 04-Nov-2019 05:00:30 Instrument ID: A3UX8
Lims ID: STD8260 L1
Client ID:
Operator ID: 402279 ALS Bottle#: 10 Worklist Smp#: 11
Purge Vol: 5.000 mL Dil. Factor: 1.0000
Method: 8260_8 Limit Group: MSV 8260B ICAL
Column: DB-624 (0.18 mm) Detector MS SCAN

80 Ethylene Dibromide, CAS: 106-93-4

Signal: 1

Not Detected
Expected RT: 7.19

Processing Integration Results

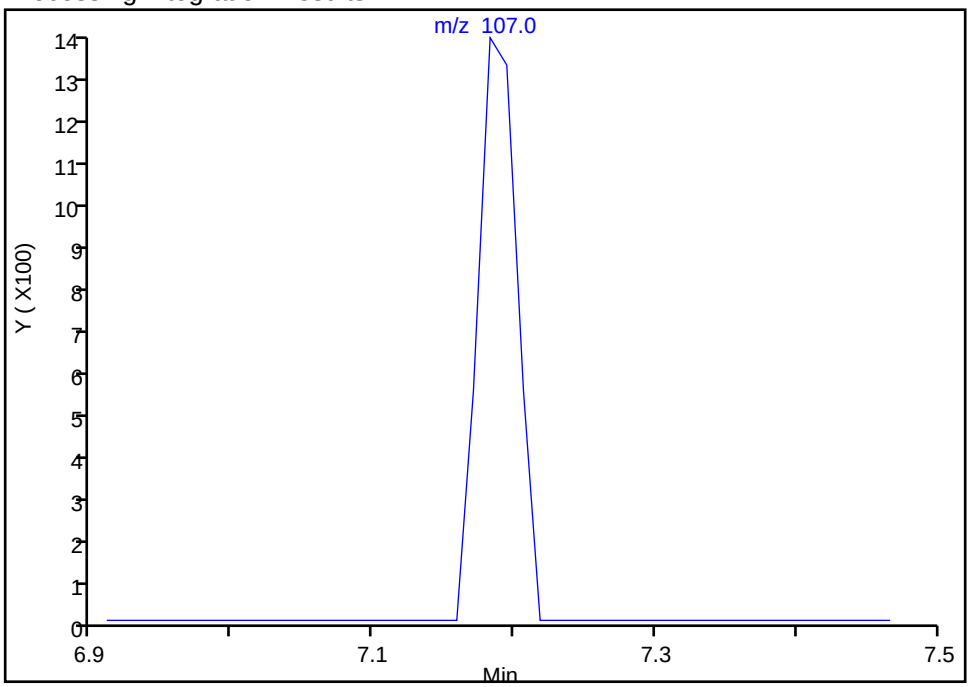

Manual Integration Results

RT: 7.18
Area: 2694
Amount: 1.100274
Amount Units: ug/l

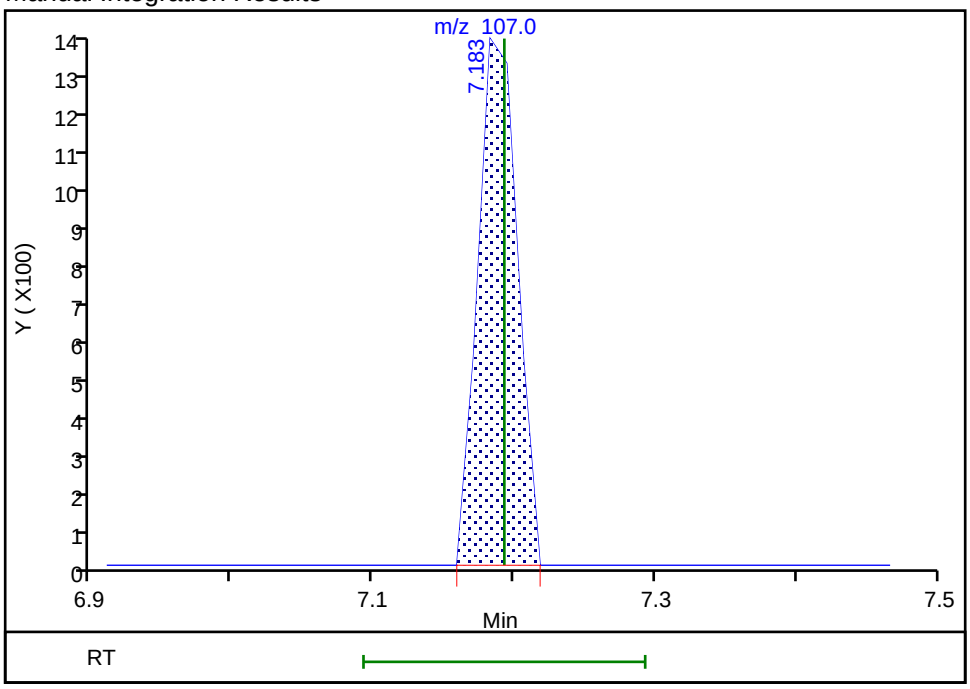

Reviewer: latat, 05-Nov-2019 02:00:32
Audit Action: Assigned Compound ID Audit Reason: Peak assignment corrected

Manual Integration/User Assign Peak Report

Eurofins TestAmerica, Canton

Data File: \\chromna\Canton\ChromData\A3UX8\20191104-92755.b\UX87328.D
Injection Date: 04-Nov-2019 05:00:30 Instrument ID: A3UX8
Lims ID: STD8260 L1
Client ID:
Operator ID: 402279 ALS Bottle#: 10 Worklist Smp#: 11
Purge Vol: 5.000 mL Dil. Factor: 1.0000
Method: 8260_8 Limit Group: MSV 8260B ICAL
Column: DB-624 (0.18 mm) Detector MS SCAN

88 Bromoform, CAS: 75-25-2

Signal: 1

Not Detected
Expected RT: 8.36

Processing Integration Results

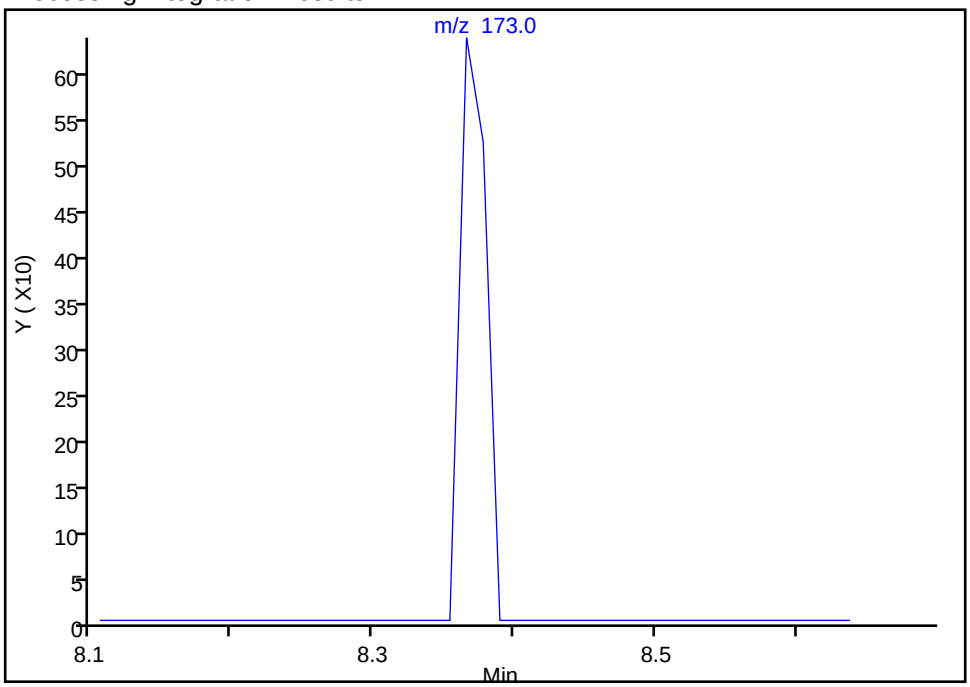

Manual Integration Results

RT: 8.37
Area: 822
Amount: 0.639636
Amount Units: ug/l

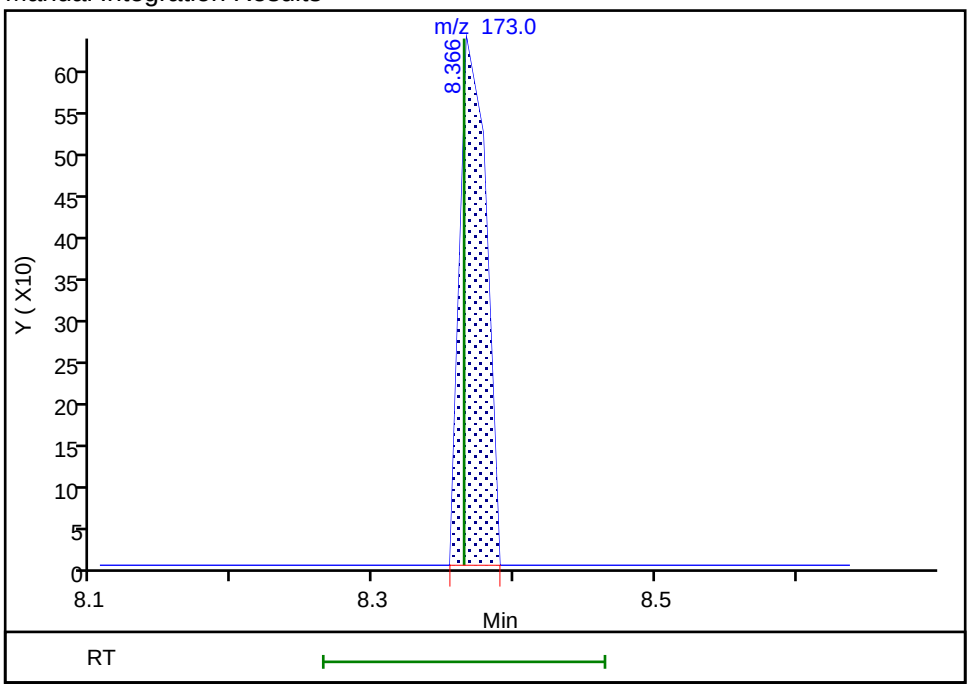

Reviewer: latat, 05-Nov-2019 02:00:49
Audit Action: Assigned Compound ID Audit Reason: Peak assignment corrected

Manual Integration/User Assign Peak Report

Eurofins TestAmerica, Canton

Data File: \\chromna\Canton\ChromData\A3UX8\20191104-92755.b\UX87328.D
Injection Date: 04-Nov-2019 05:00:30 Instrument ID: A3UX8
Lims ID: STD8260 L1
Client ID:
Operator ID: 402279 ALS Bottle#: 10 Worklist Smp#: 11
Purge Vol: 5.000 mL Dil. Factor: 1.0000
Method: 8260_8 Limit Group: MSV 8260B ICAL
Column: DB-624 (0.18 mm) Detector MS SCAN

114 Hexachlorobutadiene, CAS: 87-68-3

Signal: 1

Not Detected
Expected RT: 11.94

Processing Integration Results

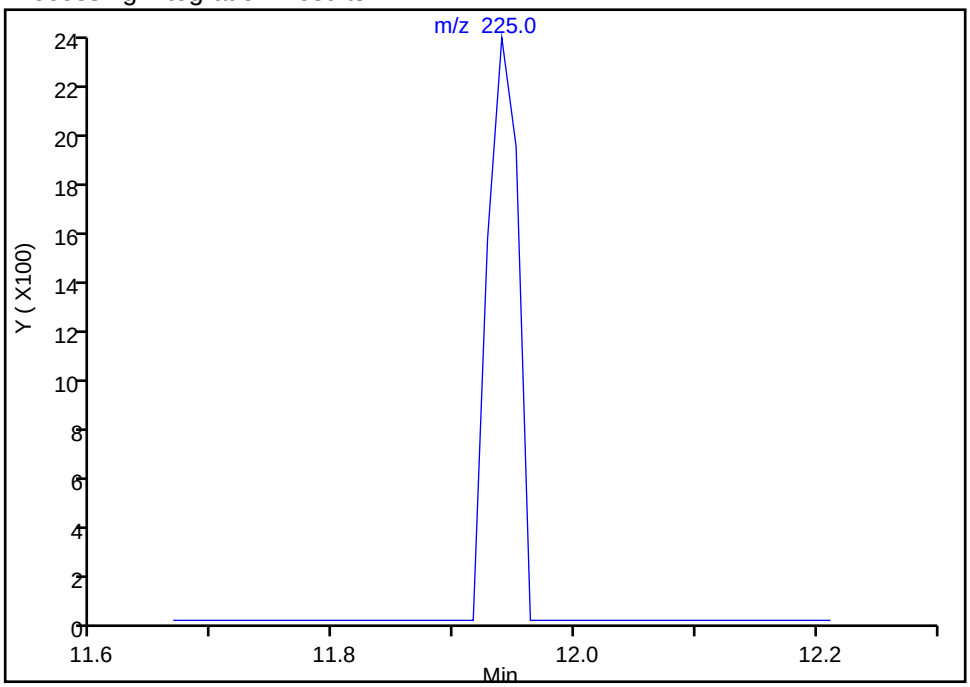

Manual Integration Results

RT: 11.94
Area: 4132
Amount: 0.346368
Amount Units: ug/l

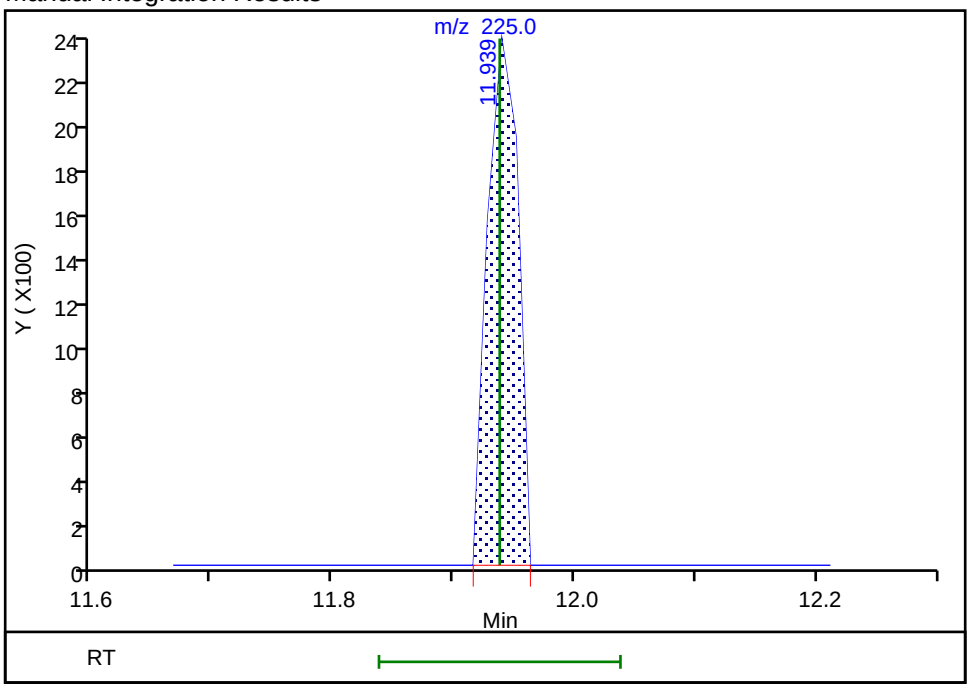

Reviewer: latat, 05-Nov-2019 02:01:04
Audit Action: Assigned Compound ID Audit Reason: Peak assignment corrected

FORM VII
GC/MS VOA CONTINUING CALIBRATION DATA

Lab Name: Eurofins TestAmerica, Canton Job No.: 240-123986-1

SDG No.:

Lab Sample ID: ICV 240-408884/13 Calibration Date: 11/02/2019 17:03

Instrument ID: A3UX14 Calib Start Date: 11/02/2019 13:21

GC Column: DB-624 ID: 0.18(mm) Calib End Date: 11/02/2019 16:19

Lab File ID: 1422513.D Conc. Units: ng/uL Heated Purge: (Y/N) Y

ANALYTE	CURVE TYPE	AVE RRF	RRF	MIN RRF	CALC AMOUNT	SPIKE AMOUNT	%D	MAX %D
Dichlorodifluoromethane	Ave	0.1667	0.1314		0.0158	0.0200	-21.2	50.0
Chloromethane	Ave	0.3912	0.3516	0.1000	0.0180	0.0200	-10.1	50.0
Vinyl chloride	Ave	0.3313	0.3138		0.0189	0.0200	-5.3	20.0
Butadiene	Ave	0.3614	0.3647		0.0202	0.0200	0.9	50.0
Bromomethane	Ave	0.1925	0.1659		0.0172	0.0200	-13.8	50.0
Chloroethane	Ave	0.1962	0.1847		0.0188	0.0200	-5.9	50.0
Dichlorofluoromethane	Ave	0.3927	0.4150		0.0211	0.0200	5.7	50.0
Trichlorofluoromethane	Ave	0.3375	0.3405		0.0202	0.0200	0.9	50.0
Ethyl ether	Ave	0.3662	0.3841		0.0524	0.0500	4.9	50.0
Acrolein	Ave	0.0845	0.0810		0.239	0.250	-4.2	50.0
1,1-Dichloroethene	Ave	0.2704	0.3046		0.0563	0.0500	12.7	20.0
1,1,2-Trichlorotrifluoroethane	Ave	0.1760	0.1732		0.0492	0.0500	-1.6	50.0
Acetone	Lin1		0.1372		0.103	0.100	3.3	50.0
Iodomethane	Ave	0.4505	0.4738		0.0526	0.0500	5.2	50.0
Carbon disulfide	Ave	0.6896	0.6706		0.0486	0.0500	-2.8	50.0
3-Chloro-1-propene	Ave	0.1499	0.1532		0.0511	0.0500	2.2	50.0
Methyl acetate	Ave	0.3157	0.2997		0.0949	0.100	-5.1	50.0
Methylene Chloride	Ave	0.2558	0.2475		0.0484	0.0500	-3.3	50.0
tert-Butyl alcohol	Ave	0.0329	0.0287		0.435	0.500	-12.9	50.0
Acrylonitrile	Ave	0.1430	0.1381		0.483	0.500	-3.4	50.0
trans-1,2-Dichloroethene	Ave	0.2588	0.2581		0.0499	0.0500	-0.3	50.0
Methyl tert-butyl ether	Ave	0.6606	0.6443		0.0488	0.0500	-2.5	50.0
Hexane	Ave	0.0705	0.0671		0.0475	0.0500	-4.9	20.0
1,1-Dichloroethane	Ave	0.4837	0.4738	0.1000	0.0490	0.0500	-2.1	50.0
Vinyl acetate	Ave	0.0569	0.0516		0.0453	0.0500	-9.4	50.0
2,2-Dichloropropane	Ave	0.0520	0.0555		0.0533	0.0500	6.6	50.0
cis-1,2-Dichloroethene	Ave	0.2855	0.2801		0.0490	0.0500	-1.9	50.0
2-Butanone (MEK)	Ave	0.1928	0.1819		0.0943	0.100	-5.7	50.0
Bromochloromethane	Ave	0.1407	0.1330		0.0473	0.0500	-5.5	50.0
Tetrahydrofuran	Ave	0.1341	0.1307		0.0975	0.100	-2.5	50.0
Chloroform	Ave	0.3876	0.3704		0.0478	0.0500	-4.4	20.0
1,1,1-Trichloroethane	Ave	0.2639	0.2693		0.0510	0.0500	2.1	50.0
Cyclohexane	Ave	0.4844	0.4855		0.0501	0.0500	0.2	50.0
Carbon tetrachloride	Ave	0.2293	0.2188		0.0477	0.0500	-4.6	50.0
1,1-Dichloropropene	Ave	0.3103	0.2999		0.0483	0.0500	-3.4	50.0
Benzene	Ave	1.035	0.9936		0.0480	0.0500	-4.0	50.0
1,2-Dichloroethane	Ave	0.3306	0.3071		0.0464	0.0500	-7.1	50.0
Isobutyl alcohol	Ave	0.0129	0.0129		1.25	1.25	0.3	50.0
n-Heptane	Ave	0.0785	0.0744		0.0473	0.0500	-5.3	50.0
Trichloroethene	Ave	0.2510	0.2483		0.0495	0.0500	-1.1	50.0

FORM VII
GC/MS VOA CONTINUING CALIBRATION DATA

Lab Name: Eurofins TestAmerica, Canton Job No.: 240-123986-1

SDG No.:

Lab Sample ID: ICV 240-408884/13 Calibration Date: 11/02/2019 17:03

Instrument ID: A3UX14 Calib Start Date: 11/02/2019 13:21

GC Column: DB-624 ID: 0.18(mm) Calib End Date: 11/02/2019 16:19

Lab File ID: 1422513.D Conc. Units: ng/uL Heated Purge: (Y/N) Y

ANALYTE	CURVE TYPE	AVE RRF	RRF	MIN RRF	CALC AMOUNT	SPIKE AMOUNT	%D	MAX %D
Methylcyclohexane	Ave	0.4204	0.4105		0.0488	0.0500	-2.4	50.0
1,2-Dichloropropane	Ave	0.3033	0.2921		0.0482	0.0500	-3.7	20.0
Dibromomethane	Ave	0.1507	0.1455		0.0483	0.0500	-3.4	50.0
1,4-Dioxane	Ave	0.0028	0.0024		0.885	1.00	-11.5	50.0
Bromodichloromethane	Ave	0.2739	0.2712		0.0495	0.0500	-1.0	50.0
2-Chloroethyl vinyl ether	Ave	0.1927	0.1930		0.0501	0.0500	0.1	50.0
cis-1,3-Dichloropropene	Ave	0.3995	0.3903		0.0488	0.0500	-2.3	50.0
4-Methyl-2-pentanone (MIBK)	Ave	0.5098	0.5018		0.0984	0.100	-1.6	50.0
Toluene	Ave	1.445	1.339		0.0463	0.0500	-7.3	20.0
trans-1,3-Dichloropropene	Ave	0.4674	0.4223		0.0452	0.0500	-9.7	50.0
Ethyl methacrylate	Ave	0.4655	0.4571		0.0491	0.0500	-1.8	50.0
1,1,2-Trichloroethane	Ave	0.2953	0.2761		0.0468	0.0500	-6.5	50.0
Tetrachloroethene	Ave	0.2679	0.2405		0.0449	0.0500	-10.2	50.0
1,3-Dichloropropane	Ave	0.5246	0.4868		0.0464	0.0500	-7.2	50.0
2-Hexanone	Ave	0.3446	0.3447		0.100	0.100	0.0	50.0
Chlorodibromomethane	Ave	0.2816	0.2680		0.0476	0.0500	-4.8	50.0
1,2-Dibromoethane	Ave	0.2976	0.2797		0.0470	0.0500	-6.0	50.0
Chlorobenzene	Ave	0.9094	0.8449	0.3000	0.0464	0.0500	-7.1	50.0
1,1,1,2-Tetrachloroethane	Ave	0.2723	0.2605		0.0478	0.0500	-4.4	50.0
Ethylbenzene	Ave	0.4834	0.4631		0.0479	0.0500	-4.2	20.0
m-Xylene & p-Xylene	Ave	0.5878	0.5533		0.0471	0.0500	-5.9	50.0
o-Xylene	Ave	0.5938	0.5688		0.0479	0.0500	-4.2	50.0
Styrene	Ave	1.035	0.9570		0.0462	0.0500	-7.6	50.0
Bromoform	Lin1		0.1450	0.1000	0.0444	0.0500	-11.2	50.0
Isopropylbenzene	Ave	1.290	1.270		0.0492	0.0500	-1.5	50.0
Bromobenzene	Ave	0.7699	0.7116		0.0462	0.0500	-7.6	50.0
1,1,2,2-Tetrachloroethane	Ave	0.8002	0.7842	0.3000	0.0490	0.0500	-2.0	50.0
1,2,3-Trichloropropane	Ave	0.2386	0.2303		0.0483	0.0500	-3.5	50.0
trans-1,4-Dichloro-2-butene	Ave	0.2339	0.2402		0.0513	0.0500	2.7	50.0
N-Propylbenzene	Ave	0.8411	0.8217		0.0488	0.0500	-2.3	50.0
2-Chlorotoluene	Ave	0.7167	0.6886		0.0480	0.0500	-3.9	50.0
1,3,5-Trimethylbenzene	Ave	2.351	2.307		0.0491	0.0500	-1.9	50.0
4-Chlorotoluene	Ave	0.8055	0.7578		0.0470	0.0500	-5.9	50.0
tert-Butylbenzene	Ave	1.918	1.913		0.0499	0.0500	-0.3	50.0
1,2,4-Trimethylbenzene	Ave	2.317	2.233		0.0482	0.0500	-3.6	50.0
sec-Butylbenzene	Ave	2.779	2.798		0.0504	0.0500	0.7	50.0
1,3-Dichlorobenzene	Ave	1.393	1.258		0.0452	0.0500	-9.7	50.0
4-Isopropyltoluene	Ave	2.508	2.457		0.0490	0.0500	-2.0	50.0
1,4-Dichlorobenzene	Ave	1.459	1.306		0.0448	0.0500	-10.5	50.0
1,2-Dichlorobenzene	Ave	1.402	1.244		0.0444	0.0500	-11.2	50.0
n-Butylbenzene	Ave	2.224	2.152		0.0484	0.0500	-3.2	50.0

FORM VII
GC/MS VOA CONTINUING CALIBRATION DATA

Lab Name: Eurofins TestAmerica, Canton Job No.: 240-123986-1

SDG No.:

Lab Sample ID: ICV 240-408884/13 Calibration Date: 11/02/2019 17:03

Instrument ID: A3UX14 Calib Start Date: 11/02/2019 13:21

GC Column: DB-624 ID: 0.18(mm) Calib End Date: 11/02/2019 16:19

Lab File ID: 1422513.D Conc. Units: ng/uL Heated Purge: (Y/N) Y

ANALYTE	CURVE TYPE	AVE RRF	RRF	MIN RRF	CALC AMOUNT	SPIKE AMOUNT	%D	MAX %D
1,2-Dibromo-3-Chloropropane	Ave	0.1363	0.1409		0.0517	0.0500	3.4	50.0
1,2,4-Trichlorobenzene	Ave	0.8899	0.7669		0.0431	0.0500	-13.8	50.0
Hexachlorobutadiene	Ave	0.3563	0.3312		0.0465	0.0500	-7.0	50.0
Naphthalene	Ave	2.510	2.241		0.0447	0.0500	-10.7	50.0
1,2,3-Trichlorobenzene	Ave	0.8561	0.7469		0.0436	0.0500	-12.7	50.0
Dibromofluoromethane (Surr)	Lin1		0.2303		0.0451	0.0500	-9.9	50.0
1,2-Dichloroethane-d4 (Surr)	Lin1		0.2475		0.0444	0.0500	-11.3	50.0
Toluene-d8 (Surr)	Lin1		1.281		0.0465	0.0500	-7.0	50.0
4-Bromofluorobenzene (Surr)	Qua		0.8833		0.0456	0.0500	-8.8	50.0

Eurofins TestAmerica, Canton
Target Compound Quantitation Report

Data File: \\chromna\Canton\ChromData\A3UX14\20191102-92735.b\1422513.D
Lims ID: ICV
Client ID:
Sample Type: ICV
Inject. Date: 02-Nov-2019 17:03:30 ALS Bottle#: 12 Worklist Smp#: 13
Purge Vol: 5.000 mL Dil. Factor: 1.0000
Sample Info: lcs
Misc. Info.: 240-0092735-013
Operator ID: 002808 Instrument ID: A3UX14
Sublist:

Method: \\chromna\Canton\ChromData\A3UX14\20191102-92735.b\8260_14.m
Limit Group: MSV 8260B ICAL
Last Update: 04-Nov-2019 15:26:53 Calib Date: 02-Nov-2019 16:19:30
Integrator: RTE ID Type: Deconvolution ID
Quant Method: Internal Standard Quant By: Initial Calibration
Last ICal File: \\chromna\Canton\ChromData\A3UX14\20191102-92735.b\1422511.D

Column 1 : DB-624 (0.18 mm) Det: MS SCAN
Process Host: CTX0328

First Level Reviewer: macenczaks Date: 04-Nov-2019 10:19:33

Compound	Sig	RT (min.)	Exp RT (min.)	Dlt RT (min.)	Q	Response	Cal Amt ug/l	OnCol Amt ug/l	Flags
* 1 Fluorobenzene	96	6.246	6.246	0.000	100	1735902	50.0	50.0	
* 2 Chlorobenzene-d5	117	9.228	9.228	0.000	95	1312710	50.0	50.0	
* 3 1,4-Dichlorobenzene-d4	152	11.227	11.228	-0.001	98	591425	50.0	50.0	
$ 4 Dibromofluoromethane (Surr	113	5.394	5.394	0.000	94	399808	50.0	45.1	
$ 5 1,2-Dichloroethane-d4 (Sur	65	5.808	5.820	-0.012	94	429676	50.0	44.4	
$ 6 Toluene-d8 (Surr)	98	7.914	7.914	0.000	93	1681305	50.0	46.5	
$ 7 4-Bromofluorobenzene (Surr	95	10.245	10.245	0.000	0	522399	50.0	45.6	
9 Dichlorodifluoromethane	85	1.063	1.063	0.000	99	91215	20.0	15.8	
10 Chloromethane	50	1.193	1.193	0.000	99	244143	20.0	18.0	
11 Vinyl chloride	62	1.276	1.276	0.000	98	217859	20.0	18.9	
12 Butadiene	54	1.288	1.288	0.000	91	253244	20.0	20.2	
13 Bromomethane	94	1.513	1.513	0.000	89	115208	20.0	17.2	
15 Chloroethane	64	1.595	1.596	-0.001	100	128214	20.0	18.8	
16 Dichlorofluoromethane	67	1.761	1.761	0.000	97	288151	20.0	21.1	
17 Trichlorofluoromethane	101	1.797	1.809	-0.012	99	236438	20.0	20.2	
18 Ethyl ether	59	2.057	2.057	0.000	95	666816	50.0	52.4	
19 Acrolein	56	2.163	2.164	-0.001	100	702730	250.0	239.4	
21 1,1-Dichloroethene	96	2.246	2.246	0.000	98	528704	50.0	56.3	
22 1,1,2-Trichloro-1,2,2-trif	151	2.282	2.282	0.000	92	300733	50.0	49.2	
24 Acetone	43	2.317	2.317	0.000	100	476285	100.0	103.3	
25 Iodomethane	142	2.376	2.377	-0.001	95	822496	50.0	52.6	
26 Carbon disulfide	76	2.436	2.436	0.000	100	1164060	50.0	48.6	
27 3-Chloro-1-propene	76	2.613	2.625	-0.012	91	266004	50.0	51.1	
29 Methyl acetate	43	2.672	2.672	0.000	100	1040565	100.0	94.9	
30 Methylene Chloride	84	2.755	2.755	0.000	97	429575	50.0	48.4	
31 2-Methyl-2-propanol	59	2.980	2.992	-0.012	98	497675	500.0	435.5	
34 Acrylonitrile	53	3.051	3.063	-0.012	99	2396974	500.0	482.9	
32 trans-1,2-Dichloroethene	96	3.075	3.087	-0.012	96	448058	50.0	49.9	
33 Methyl tert-butyl ether	73	3.122	3.122	0.000	98	1118407	50.0	48.8	
35 Hexane	86	3.477	3.477	0.000	97	116417	50.0	47.5	

Compound	Sig	RT (min.)	Exp RT (min.)	Dlt RT (min.)	Q	Response	Cal Amt ug/l	OnCol Amt ug/l	Flags
36 1,1-Dichloroethane	63	3.643	3.643	0.000	96	822390	50.0	49.0	
39 Vinyl acetate	86	3.796	3.796	0.000	96	89544	50.0	45.3	
41 2,2-Dichloropropane	97	4.589	4.589	0.000	92	96253	50.0	53.3	
42 cis-1,2-Dichloroethene	96	4.601	4.601	0.000	84	486154	50.0	49.0	
43 2-Butanone (MEK)	43	4.696	4.696	0.000	98	631431	100.0	94.3	
46 Chlorobromomethane	128	4.992	4.992	0.000	92	230904	50.0	47.3	
48 Tetrahydrofuran	42	5.074	5.086	-0.012	95	453786	100.0	97.5	
49 Chloroform	83	5.157	5.169	-0.012	96	642971	50.0	47.8	
50 1,1,1-Trichloroethane	97	5.370	5.370	0.000	99	467529	50.0	51.0	
51 Cyclohexane	56	5.441	5.441	0.000	95	842687	50.0	50.1	
52 Carbon tetrachloride	117	5.607	5.607	0.000	95	379875	50.0	47.7	
53 1,1-Dichloropropene	75	5.619	5.619	0.000	90	520524	50.0	48.3	
54 Benzene	78	5.879	5.879	0.000	97	1724698	50.0	48.0	
56 1,2-Dichloroethane	62	5.915	5.915	-0.001	94	533033	50.0	46.4	
55 Isobutyl alcohol	41	5.962	5.962	0.000	95	559859	1250.0	1254.0	
58 n-Heptane	100	6.305	6.305	0.000	98	129095	50.0	47.3	
59 Trichloroethene	130	6.672	6.672	0.000	96	430972	50.0	49.5	
62 Methylcyclohexane	83	6.861	6.861	0.000	96	712611	50.0	48.8	
63 1,2-Dichloropropane	63	6.897	6.897	0.000	97	507121	50.0	48.2	
65 Dibromomethane	93	7.015	7.015	0.000	96	252636	50.0	48.3	
67 1,4-Dioxane	88	7.086	7.086	0.000	97	84634	1000.0	885.1	
68 Dichlorobromomethane	83	7.216	7.216	0.000	97	470805	50.0	49.5	
70 2-Chloroethyl vinyl ether	63	7.559	7.559	0.000	91	334950	50.0	50.1	
71 cis-1,3-Dichloropropene	75	7.666	7.666	0.000	91	677479	50.0	48.8	
73 4-Methyl-2-pentanone (MIBK	43	7.855	7.855	0.000	98	1317499	100.0	98.4	
74 Toluene	91	7.985	7.985	0.000	98	1757266	50.0	46.3	
75 trans-1,3-Dichloropropene	75	8.210	8.210	0.000	98	554372	50.0	45.2	
76 Ethyl methacrylate	69	8.340	8.340	0.000	96	600057	50.0	49.1	
77 1,1,2-Trichloroethane	97	8.376	8.376	0.000	89	362414	50.0	46.8	
78 Tetrachloroethene	164	8.482	8.482	0.000	95	315764	50.0	44.9	
79 1,3-Dichloropropane	76	8.518	8.518	0.000	99	639065	50.0	46.4	
80 2-Hexanone	43	8.624	8.624	0.000	99	905071	100.0	100.0	
82 Chlorodibromomethane	129	8.719	8.719	0.000	91	351826	50.0	47.6	
83 Ethylene Dibromide	107	8.802	8.802	0.000	98	367102	50.0	47.0	
85 Chlorobenzene	112	9.251	9.251	0.000	95	1109049	50.0	46.4	
86 1,1,1,2-Tetrachloroethane	131	9.334	9.334	0.000	96	341928	50.0	47.8	
87 Ethylbenzene	106	9.358	9.358	0.000	97	607861	50.0	47.9	
88 m-Xylene & p-Xylene	106	9.464	9.464	0.000	98	726353	50.0	47.1	
89 o-Xylene	106	9.808	9.808	0.000	95	746664	50.0	47.9	
90 Styrene	104	9.819	9.819	0.000	96	1256230	50.0	46.2	
91 Bromoform	173	9.961	9.961	0.000	99	190329	50.0	44.4	
92 Isopropylbenzene	105	10.127	10.127	0.000	96	1667300	50.0	49.2	
94 Bromobenzene	156	10.376	10.376	0.000	95	420884	50.0	46.2	
95 1,1,2,2-Tetrachloroethane	83	10.387	10.387	0.000	92	463786	50.0	49.0	
96 1,2,3-Trichloropropane	110	10.411	10.411	0.000	88	136187	50.0	48.3	
97 trans-1,4-Dichloro-2-buten	53	10.435	10.435	0.000	85	142030	50.0	51.3	
98 N-Propylbenzene	120	10.482	10.482	0.000	99	485960	50.0	48.8	
99 2-Chlorotoluene	126	10.541	10.541	0.000	97	407276	50.0	48.0	
100 1,3,5-Trimethylbenzene	105	10.636	10.636	0.000	88	1364347	50.0	49.1	
101 4-Chlorotoluene	126	10.636	10.636	0.000	97	448174	50.0	47.0	
103 tert-Butylbenzene	119	10.908	10.908	0.000	93	1131330	50.0	49.9	
105 1,2,4-Trimethylbenzene	105	10.943	10.944	-0.001	97	1320627	50.0	48.2	

Compound	Sig	RT (min.)	Exp RT (min.)	Dlt RT (min.)	Q	Response	Cal Amt ug/l	OnCol Amt ug/l	Flags
107 sec-Butylbenzene	105	11.097	11.097	0.000	93	1654926	50.0	50.4	
108 1,3-Dichlorobenzene	146	11.168	11.168	0.000	98	744153	50.0	45.2	
109 4-Isopropyltoluene	119	11.216	11.216	0.000	98	1453307	50.0	49.0	
110 1,4-Dichlorobenzene	146	11.251	11.251	0.000	98	772621	50.0	44.8	
113 n-Butylbenzene	91	11.559	11.559	0.000	97	1272802	50.0	48.4	
114 1,2-Dichlorobenzene	146	11.559	11.559	0.000	77	735862	50.0	44.4	
115 1,2-Dibromo-3-Chloropropan	157	12.210	12.210	0.000	90	83340	50.0	51.7	
117 1,2,4-Trichlorobenzene	180	12.908	12.908	0.000	95	453582	50.0	43.1	
118 Hexachlorobutadiene	225	13.062	13.062	0.000	98	195896	50.0	46.5	
119 Naphthalene	128	13.109	13.109	0.000	97	1325592	50.0	44.7	
120 1,2,3-Trichlorobenzene	180	13.310	13.310	0.000	96	441756	50.0	43.6	
S 134 Xylenes, Total	106				0		100.0	95.0	
S 135 Trihalomethanes, Total	1				0		200.0	189.3	
S 157 Total BTEX	1				0		250.0	237.2	

Reagents:

VMFASAW_00303	Amount Added:	5.00	Units: uL	
VMFASGW_00333	Amount Added:	2.00	Units: uL	
VMFASPW_00323	Amount Added:	5.00	Units: uL	
VM250SS_00055	Amount Added:	1.00	Units: uL	Run Reagent
vmDist_H2o_00158	Amount Added:	0.00	Units:	Run Reagent
vm40ml_vials_00011	Amount Added:	0.00	Units:	Run Reagent
VM568718_00016	Amount Added:	1.00	Units: uL	Run Reagent

Report Date: 04-Nov-2019 15:26:57 Chrom Revision: 2.3 09-Oct-2019 11:13:36

Eurofins TestAmerica, Canton

Data File: \\chromna\Canton\ChromData\A3UX14\20191102-92735.b\1422513.D

Injection Date:	02-Nov-2019 17:03:30	Instrument ID:	A3UX14	Operator ID:	002808
Lims ID:	ICV			Worklist Smp#:	13
Client ID:					
Purge Vol:	5.000 mL	Dil. Factor:	1.0000	ALS Bottle#:	12
Method:	8260_14	Limit Group:	MSV 8260B ICAL		

Column: DB-624 (0.18 mm)

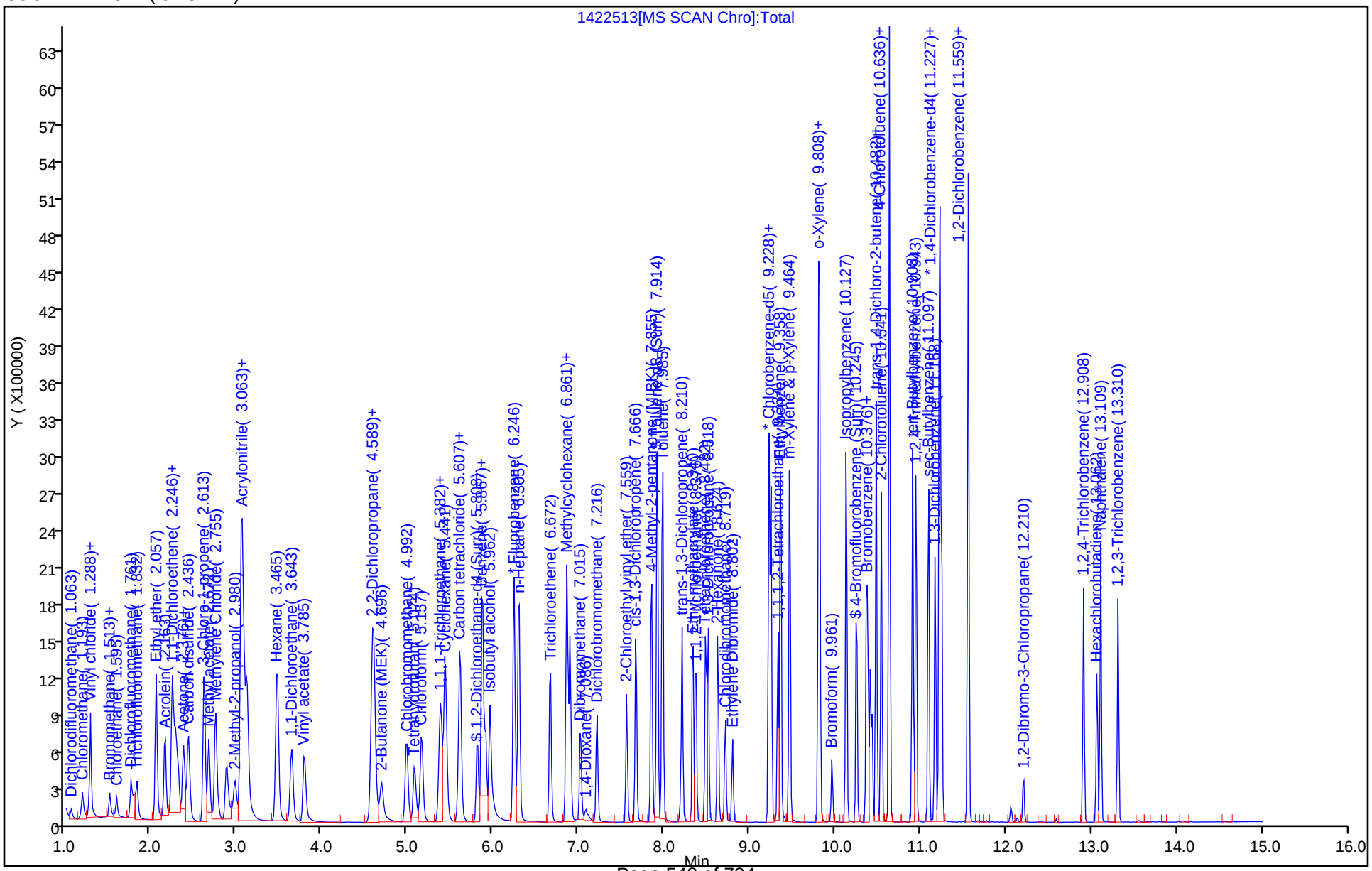

FORM VII
GC/MS VOA CONTINUING CALIBRATION DATA

Lab Name: Eurofins TestAmerica, Canton Job No.: 240-123986-1

SDG No.:

Lab Sample ID: ICV 240-409689/25 Calibration Date: 11/07/2019 19:49

Instrument ID: A3UX14 Calib Start Date: 11/02/2019 13:21

GC Column: DB-624 ID: 0.18(mm) Calib End Date: 11/02/2019 16:19

Lab File ID: 1422637.D Conc. Units: ng/uL Heated Purge: (Y/N) Y

ANALYTE	CURVE TYPE	AVE RRF	RRF	MIN RRF	CALC AMOUNT	SPIKE AMOUNT	%D	MAX %D
Dibromofluoromethane (Surr)	Lin1		0.2288		0.0447	0.0500	-10.5	50.0
1,2-Dichloroethane-d4 (Surr)	Lin1		0.2496		0.0448	0.0500	-10.5	50.0
Toluene-d8 (Surr)	Lin1		1.372		0.0500	0.0500	0.0	50.0
4-Bromofluorobenzene (Surr)	Qua		1.058		0.0559	0.0500	11.8	50.0

Eurofins TestAmerica, Canton
Target Compound Quantitation Report

Data File: \\chromna\Canton\ChromData\A3UX14\20191107-92918.b\1422637.D
Lims ID: icv
Client ID:
Sample Type: ICV
Inject. Date: 07-Nov-2019 19:49:30 ALS Bottle#: 24 Worklist Smp#: 25
Purge Vol: 5.000 mL Dil. Factor: 1.0000
Sample Info: icv
Misc. Info.: 240-0092918-025
Operator ID: 002808 Instrument ID: A3UX14
Sublist:

Method: \\chromna\Canton\ChromData\A3UX14\20191107-92918.b\8260_14.m
Limit Group: MSV 8260B ICAL
Last Update: 08-Nov-2019 13:44:37 Calib Date: 07-Nov-2019 19:26:30
Integrator: RTE ID Type: Deconvolution ID
Quant Method: Internal Standard Quant By: Initial Calibration
Last ICal File: \\chromna\Canton\ChromData\A3UX14\20191107-92918.b\1422636.D

Column 1 : DB-624 (0.18 mm) Det: MS SCAN
Process Host: CTX0311

First Level Reviewer: macenczaks Date: 08-Nov-2019 10:14:58

Compound	Sig	RT (min.)	Exp RT (min.)	Dlt RT (min.)	Q	Response	Cal Amt ug/l	OnCol Amt ug/l	Flags
* 1 Fluorobenzene	96	6.246	6.246	0.000	100	1824034	50.0	50.0	
* 2 Chlorobenzene-d5	117	9.228	9.228	0.000	95	1303745	50.0	50.0	
* 3 1,4-Dichlorobenzene-d4	152	11.227	11.228	-0.001	99	543955	50.0	50.0	
$ 4 Dibromofluoromethane (Surr	113	5.394	5.394	0.000	94	417269	50.0	44.7	
$ 5 1,2-Dichloroethane-d4 (Sur	65	5.808	5.808	0.000	91	455290	50.0	44.8	
$ 6 Toluene-d8 (Surr)	98	7.914	7.914	0.000	94	1788858	50.0	50.0	
$ 7 4-Bromofluorobenzene (Surr	95	10.245	10.245	0.000	0	575773	50.0	55.9	
28 Acetonitrile	41	2.589	2.601	-0.012	99	832167	500.0	458.6	
37 2-Chloro-1,3-butadiene	53	3.773	3.785	-0.012	92	739371	50.0	47.3	
38 Isopropyl ether	87	3.844	3.844	0.000	97	402894	50.0	46.5	
40 Tert-butyl ethyl ether	59	4.447	4.459	-0.012	98	1448717	50.0	47.1	
44 Propionitrile	54	4.767	4.779	-0.012	100	1010996	500.0	476.1	
45 Ethyl acetate	43	4.861	4.873	-0.012	99	1435324	100.0	95.2	
47 Methacrylonitrile	41	5.015	5.027	-0.012	97	5082459	500.0	501.8	
159 Isooctane	57	6.033	6.045	-0.012	98	1661996	50.0	44.6	
57 Tert-amyl methyl ether	73	6.092	6.104	-0.012	96	1414017	50.0	49.6	
60 n-Butanol	56	6.743	6.743	0.000	93	397172	1250.0	1105.5	
61 Ethyl acrylate	55	6.873	6.873	0.000	100	800960	50.0	47.4	
66 Methyl methacrylate	41	7.110	7.110	0.000	94	1303340	100.0	98.4	
69 2-Nitropropane	41	7.453	7.453	0.000	98	161327	100.0	96.1	
81 n-Butyl acetate	43	8.766	8.766	0.000	99	987822	50.0	45.4	
84 1-Chlorohexane	91	9.263	9.263	0.000	87	530586	50.0	45.2	
93 Cyclohexanone	55	10.186	10.186	0.000	98	232845	500.0	499.8	
104 Pentachloroethane	167	10.920	10.920	0.000	91	323279	100.0	75.3	
111 1,2,3-Trimethylbenzene	105	11.298	11.299	-0.001	97	1423035	50.0	47.5	
112 Benzyl chloride	126	11.369	11.370	-0.001	99	111229	50.0	40.5	
116 1,3,5-Trichlorobenzene	180	12.387	12.387	0.000	98	457773	50.0	42.7	
121 2-Methylnaphthalene	142	14.008	14.008	0.000	93	1904769	100.0	88.9	
158 1-Methylnaphthalene	142	14.150	14.150	0.000	95	1793380	100.0	87.0	

Reagents:

VMFASA9W_00253	Amount Added:	5.00	Units: uL	
VM250SS_00055	Amount Added:	1.00	Units: uL	Run Reagent
vmDist_H2o_00158	Amount Added:	0.00	Units:	Run Reagent
vm40ml_vials_00011	Amount Added:	0.00	Units:	Run Reagent
VM568718_00016	Amount Added:	1.00	Units: uL	Run Reagent

Report Date: 08-Nov-2019 13:44:39 Chrom Revision: 2.3 09-Oct-2019 11:13:36

Eurofins TestAmerica, Canton

Data File: \\chromna\Canton\ChromData\A3UX14\20191107-92918.b\1422637.D

Injection Date:	07-Nov-2019 19:49:30	Instrument ID:	A3UX14	Operator ID:	002808
Lims ID:	icv			Worklist Smp#:	25
Client ID:					
Purge Vol:	5.000 mL	Dil. Factor:	1.0000	ALS Bottle#:	24
Method:	8260_14	Limit Group:	MSV 8260B ICAL		

Column: DB-624 (0.18 mm)

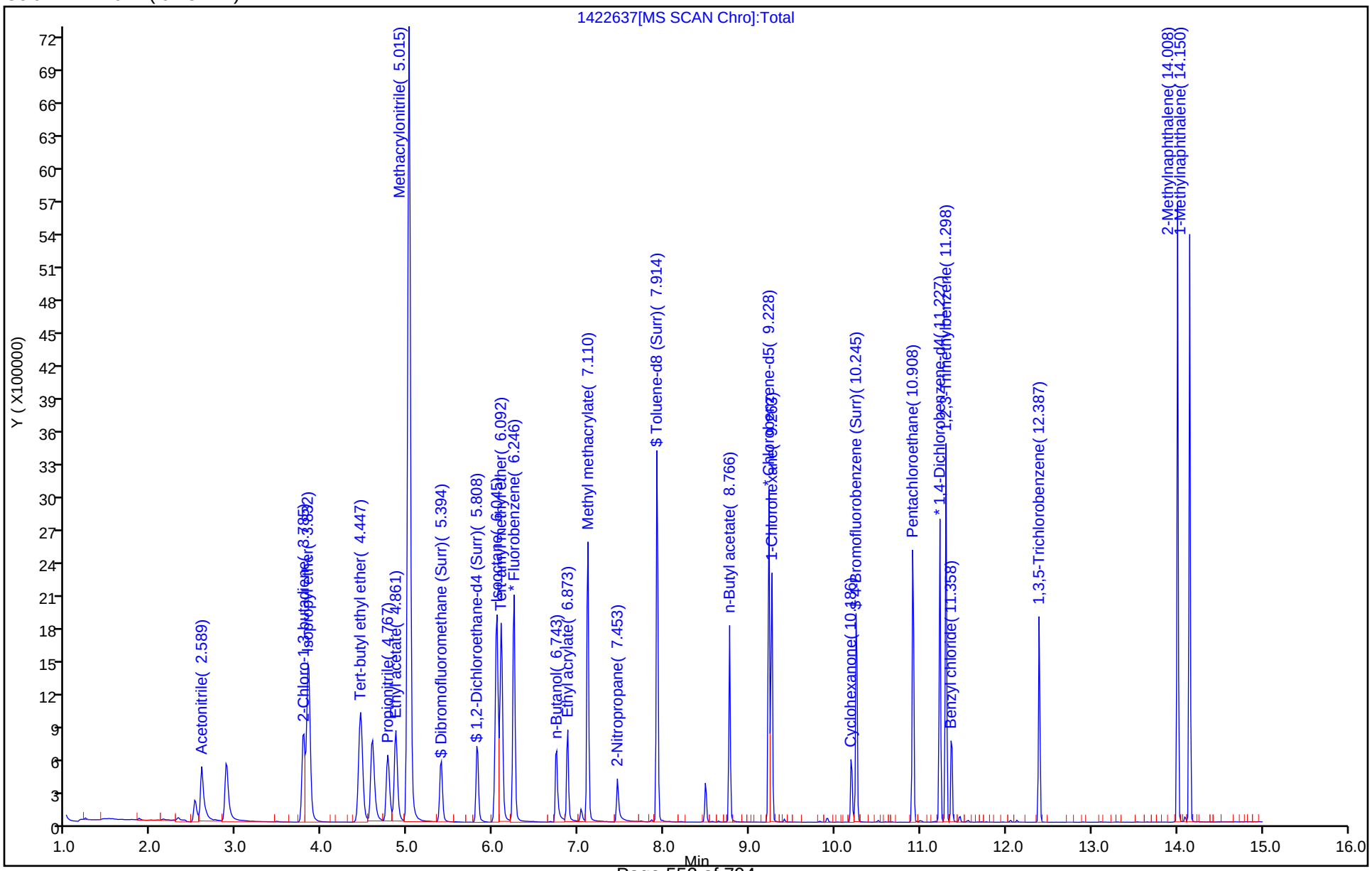

FORM VII
GC/MS VOA CONTINUING CALIBRATION DATA

Lab Name: Eurofins TestAmerica, Canton Job No.: 240-123986-1

SDG No.:

Lab Sample ID: ICV 240-409689/25 Calibration Date: 11/07/2019 19:49

Instrument ID: A3UX14 Calib Start Date: 11/07/2019 16:27

GC Column: DB-624 ID: 0.18(mm) Calib End Date: 11/07/2019 19:26

Lab File ID: 1422637.D Conc. Units: ng/uL Heated Purge: (Y/N) Y

ANALYTE	CURVE TYPE	AVE RRF	RRF	MIN RRF	CALC AMOUNT	SPIKE AMOUNT	%D	MAX %D
Acetonitrile	Ave	0.0497	0.0456		0.459	0.500	-8.3	50.0
2-Chloro-1,3-butadiene	Ave	0.4289	0.4054		0.0473	0.0500	-5.5	50.0
Diisopropyl ether	Ave	0.2377	0.2209		0.0465	0.0500	-7.1	50.0
Ethyl tert-butyl ether	Ave	0.8426	0.7942		0.0471	0.0500	-5.7	50.0
Propionitrile	Ave	0.0582	0.0554		0.476	0.500	-4.8	50.0
Ethyl acetate	Ave	0.4132	0.3935		0.0952	0.100	-4.8	50.0
Methacrylonitrile	Ave	0.2777	0.2786		0.502	0.500	0.4	50.0
Isooctane	Ave	1.020	0.9112		0.0446	0.0500	-10.7	50.0
Tert-amyl methyl ether	Ave	0.7819	0.7752		0.0496	0.0500	-0.9	50.0
n-Butanol	Ave	0.0138	0.0122		1.11	1.25	-11.6	50.0
Ethyl acrylate	Ave	0.4635	0.4391		0.0474	0.0500	-5.3	50.0
Methyl methacrylate	Ave	0.3630	0.3573		0.0984	0.100	-1.6	50.0
2-Nitropropane	Qua		0.0442		0.0961	0.100	-3.9	50.0
n-Butyl acetate	Ave	0.8336	0.7577		0.0454	0.0500	-9.1	50.0
1-Chlorohexane	Ave	0.4501	0.4070		0.0452	0.0500	-9.6	50.0
Cyclohexanone	Lin1		0.0179		0.500	0.500	-0.0	50.0
Pentachloroethane	Lin1		0.2972		0.0753	0.100	-24.7	50.0
1,2,3-Trimethylbenzene	Ave	2.752	2.616		0.0475	0.0500	-4.9	50.0
Benzyl chloride	Qua		0.2045		0.0405	0.0500	-19.0	50.0
1,3,5-Trichlorobenzene	Ave	0.9850	0.8416		0.0427	0.0500	-14.6	50.0
2-Methylnaphthalene	Ave	1.970	1.751		0.0889	0.100	-11.1	50.0
1-Methylnaphthalene	Ave	1.896	1.648		0.0870	0.100	-13.0	50.0

Eurofins TestAmerica, Canton
Target Compound Quantitation Report

Data File: \\chromna\Canton\ChromData\A3UX14\20191107-92918.b\1422637.D
Lims ID: icv
Client ID:
Sample Type: ICV
Inject. Date: 07-Nov-2019 19:49:30 ALS Bottle#: 24 Worklist Smp#: 25
Purge Vol: 5.000 mL Dil. Factor: 1.0000
Sample Info: icv
Misc. Info.: 240-0092918-025
Operator ID: 002808 Instrument ID: A3UX14
Sublist:

Method: \\chromna\Canton\ChromData\A3UX14\20191107-92918.b\8260_14.m
Limit Group: MSV 8260B ICAL
Last Update: 08-Nov-2019 13:44:37 Calib Date: 07-Nov-2019 19:26:30
Integrator: RTE ID Type: Deconvolution ID
Quant Method: Internal Standard Quant By: Initial Calibration
Last ICal File: \\chromna\Canton\ChromData\A3UX14\20191107-92918.b\1422636.D

Column 1 : DB-624 (0.18 mm) Det: MS SCAN
Process Host: CTX0311

First Level Reviewer: macenczaks Date: 08-Nov-2019 10:14:58

Compound	Sig	RT (min.)	Exp RT (min.)	Dlt RT (min.)	Q	Response	Cal Amt ug/l	OnCol Amt ug/l	Flags
* 1 Fluorobenzene	96	6.246	6.246	0.000	100	1824034	50.0	50.0	
* 2 Chlorobenzene-d5	117	9.228	9.228	0.000	95	1303745	50.0	50.0	
* 3 1,4-Dichlorobenzene-d4	152	11.227	11.228	-0.001	99	543955	50.0	50.0	
$ 4 Dibromofluoromethane (Surr	113	5.394	5.394	0.000	94	417269	50.0	44.7	
$ 5 1,2-Dichloroethane-d4 (Sur	65	5.808	5.808	0.000	91	455290	50.0	44.8	
$ 6 Toluene-d8 (Surr)	98	7.914	7.914	0.000	94	1788858	50.0	50.0	
$ 7 4-Bromofluorobenzene (Surr	95	10.245	10.245	0.000	0	575773	50.0	55.9	
28 Acetonitrile	41	2.589	2.601	-0.012	99	832167	500.0	458.6	
37 2-Chloro-1,3-butadiene	53	3.773	3.785	-0.012	92	739371	50.0	47.3	
38 Isopropyl ether	87	3.844	3.844	0.000	97	402894	50.0	46.5	
40 Tert-butyl ethyl ether	59	4.447	4.459	-0.012	98	1448717	50.0	47.1	
44 Propionitrile	54	4.767	4.779	-0.012	100	1010996	500.0	476.1	
45 Ethyl acetate	43	4.861	4.873	-0.012	99	1435324	100.0	95.2	
47 Methacrylonitrile	41	5.015	5.027	-0.012	97	5082459	500.0	501.8	
159 Isooctane	57	6.033	6.045	-0.012	98	1661996	50.0	44.6	
57 Tert-amyl methyl ether	73	6.092	6.104	-0.012	96	1414017	50.0	49.6	
60 n-Butanol	56	6.743	6.743	0.000	93	397172	1250.0	1105.5	
61 Ethyl acrylate	55	6.873	6.873	0.000	100	800960	50.0	47.4	
66 Methyl methacrylate	41	7.110	7.110	0.000	94	1303340	100.0	98.4	
69 2-Nitropropane	41	7.453	7.453	0.000	98	161327	100.0	96.1	
81 n-Butyl acetate	43	8.766	8.766	0.000	99	987822	50.0	45.4	
84 1-Chlorohexane	91	9.263	9.263	0.000	87	530586	50.0	45.2	
93 Cyclohexanone	55	10.186	10.186	0.000	98	232845	500.0	499.8	
104 Pentachloroethane	167	10.920	10.920	0.000	91	323279	100.0	75.3	
111 1,2,3-Trimethylbenzene	105	11.298	11.299	-0.001	97	1423035	50.0	47.5	
112 Benzyl chloride	126	11.369	11.370	-0.001	99	111229	50.0	40.5	
116 1,3,5-Trichlorobenzene	180	12.387	12.387	0.000	98	457773	50.0	42.7	
121 2-Methylnaphthalene	142	14.008	14.008	0.000	93	1904769	100.0	88.9	
158 1-Methylnaphthalene	142	14.150	14.150	0.000	95	1793380	100.0	87.0	

Reagents:

VMFASA9W_00253	Amount Added:	5.00	Units: uL	
VM250SS_00055	Amount Added:	1.00	Units: uL	Run Reagent
vmDist_H2o_00158	Amount Added:	0.00	Units:	Run Reagent
vm40ml_vials_00011	Amount Added:	0.00	Units:	Run Reagent
VM568718_00016	Amount Added:	1.00	Units: uL	Run Reagent

Report Date: 08-Nov-2019 13:44:39 Chrom Revision: 2.3 09-Oct-2019 11:13:36

Eurofins TestAmerica, Canton

Data File: \\chromna\Canton\ChromData\A3UX14\20191107-92918.b\1422637.D

Injection Date:	07-Nov-2019 19:49:30	Instrument ID:	A3UX14	Operator ID:	002808
Lims ID:	icv			Worklist Smp#:	25
Client ID:					
Purge Vol:	5.000 mL	Dil. Factor:	1.0000	ALS Bottle#:	24
Method:	8260_14	Limit Group:	MSV 8260B ICAL		

Column: DB-624 (0.18 mm)

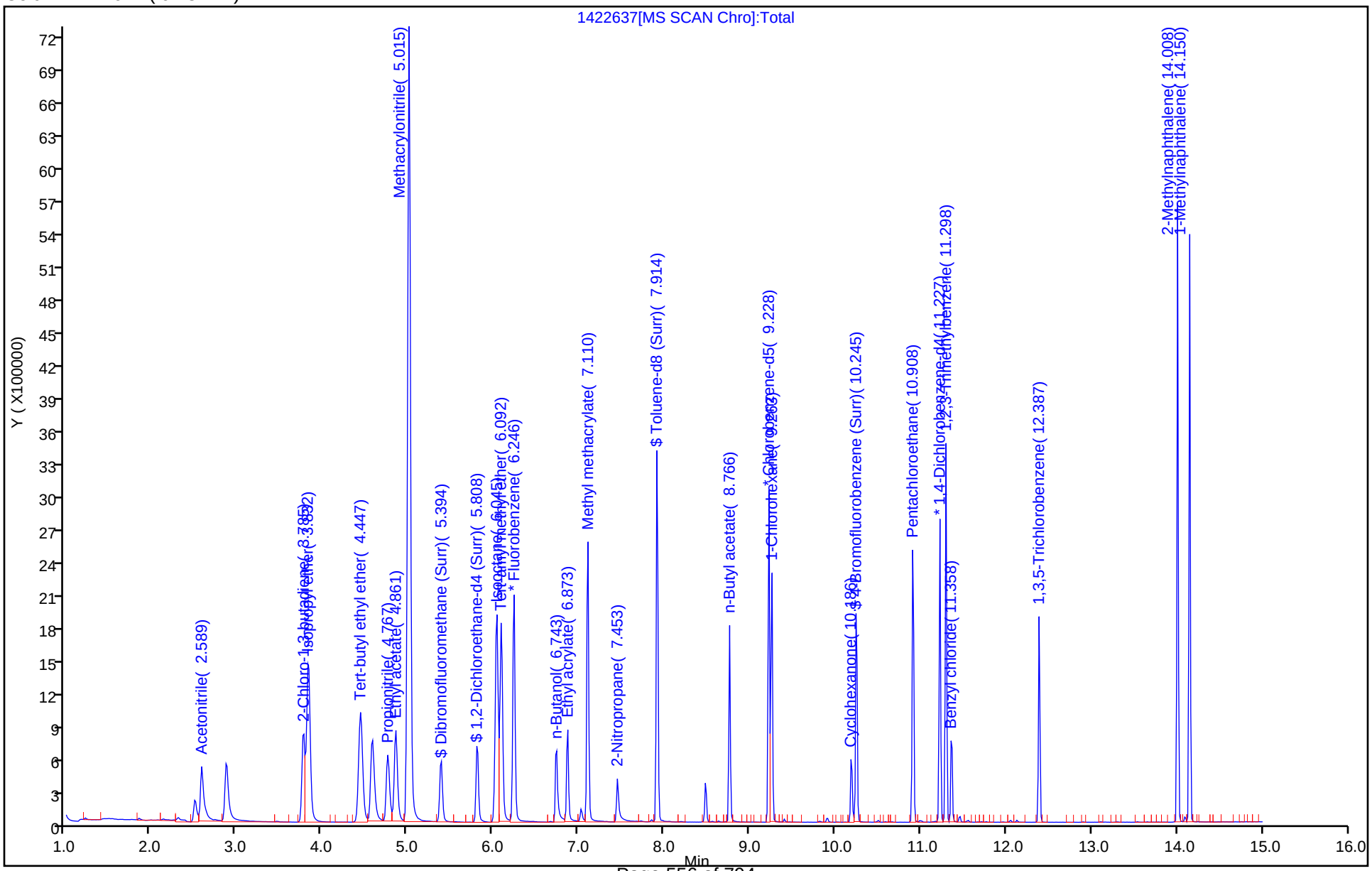

FORM VII
GC/MS VOA CONTINUING CALIBRATION DATA

Lab Name: Eurofins TestAmerica, Canton Job No.: 240-123986-1

SDG No.:

Lab Sample ID: CCV 240-417294/4 Calibration Date: 12/26/2019 15:15

Instrument ID: A3UX14 Calib Start Date: 11/07/2019 16:27

GC Column: DB-624 ID: 0.18(mm) Calib End Date: 11/07/2019 19:26

Lab File ID: 1423266.D Conc. Units: ng/uL Heated Purge: (Y/N) Y

ANALYTE	CURVE TYPE	AVE RRF	RRF	MIN RRF	CALC AMOUNT	SPIKE AMOUNT	%D	MAX %D
Acetonitrile	Ave	0.0497	0.0358		0.360	0.500	-28.0	50.0
2-Chloro-1,3-butadiene	Ave	0.4289	0.3549		0.0414	0.0500	-17.2	50.0
Diisopropyl ether	Ave	0.2377	0.2089		0.0439	0.0500	-12.1	50.0
Ethyl tert-butyl ether	Ave	0.8426	0.6099		0.0362	0.0500	-27.6	50.0
Propionitrile	Ave	0.0582	0.0409		0.352	0.500	-29.7	50.0
Ethyl acetate	Ave	0.4132	0.2876		0.0696	0.100	-30.4	50.0
Methacrylonitrile	Ave	0.2777	0.1969		0.355	0.500	-29.1	50.0
Isooctane	Ave	1.020	0.9266		0.0454	0.0500	-9.2	50.0
Tert-amyl methyl ether	Ave	0.7819	0.5934		0.0379	0.0500	-24.1	50.0
n-Butanol	Ave	0.0138	0.0093		0.842	1.25	-32.7	50.0
Ethyl acrylate	Ave	0.4635	0.3512		0.0379	0.0500	-24.2	50.0
Methyl methacrylate	Ave	0.3630	0.2552		0.0703	0.100	-29.7	50.0
2-Nitropropane	Qua		0.0495		0.106	0.100	5.9	50.0
n-Butyl acetate	Ave	0.8336	0.5740		0.0344	0.0500	-31.1	50.0
1-Chlorohexane	Ave	0.4501	0.4220		0.0469	0.0500	-6.2	50.0
Cyclohexanone	Lin1		0.0115		0.313	0.500	-37.3	50.0
Pentachloroethane	Lin1		0.2245		0.0575	0.100	-42.5	50.0
1,2,3-Trimethylbenzene	Ave	2.752	2.257		0.0410	0.0500	-18.0	50.0
Benzyl chloride	Qua		0.1845		0.0370	0.0500	-26.0	50.0
1,3,5-Trichlorobenzene	Ave	0.9850	0.9925		0.0504	0.0500	0.8	50.0
2-Methylnaphthalene	Ave	1.970	1.603		0.0813	0.100	-18.7	50.0
1-Methylnaphthalene	Ave	1.896	1.446		0.0763	0.100	-23.7	50.0

Report Date: 27-Dec-2019 09:51:55 Chrom Revision: 2.3 15-Dec-2019 06:20:02

Eurofins TestAmerica, Canton
Target Compound Quantitation Report

Data File: \\chromna\Canton\ChromData\A3UX14\20191226-94563.b\1423266.D
Lims ID: ccv
Client ID:
Sample Type: CCV
Inject. Date: 26-Dec-2019 15:15:30 ALS Bottle#: 3 Worklist Smp#: 4
Purge Vol: 5.000 mL Dil. Factor: 1.0000
Sample Info: ccv
Misc. Info.: 240-0094563-004
Operator ID: 002808 Instrument ID: A3UX14
Sublist: chrom-8260_14*sub84

Method: \\chromna\Canton\ChromData\A3UX14\20191226-94563.b\8260_14.m
Limit Group: MSV 8260B ICAL
Last Update: 27-Dec-2019 09:51:55 Calib Date: 07-Nov-2019 19:26:30
Integrator: RTE ID Type: Deconvolution ID
Quant Method: Internal Standard Quant By: Initial Calibration
Last ICal File: \\chromna\Canton\ChromData\A3UX14\20191107-92918.b\1422636.D

Column 1 : DB-624 (0.18 mm) Det: MS SCAN
Process Host: CTX0325

First Level Reviewer: macenczaks Date: 26-Dec-2019 15:52:17

Compound	Sig	RT (min.)	Exp RT (min.)	Dlt RT (min.)	Q	Response	Cal Amt ug/l	OnCol Amt ug/l	Flags
* 1 Fluorobenzene	96	6.246	6.246	0.000	99	1631568	50.0	50.0	
* 2 Chlorobenzene-d5	117	9.228	9.228	0.000	93	1243423	50.0	50.0	
* 3 1,4-Dichlorobenzene-d4	152	11.227	11.227	0.000	99	557513	50.0	50.0	
28 Acetonitrile	41	2.589	2.589	0.000	99	584278	500.0	360.0	
37 2-Chloro-1,3-butadiene	53	3.784	3.784	0.000	90	579109	50.0	41.4	
38 Isopropyl ether	87	3.844	3.844	0.000	96	340816	50.0	43.9	
40 Tert-butyl ethyl ether	59	4.447	4.447	0.000	97	995028	50.0	36.2	
44 Propionitrile	54	4.767	4.767	0.000	100	667685	500.0	351.5	
45 Ethyl acetate	43	4.861	4.861	0.000	99	938591	100.0	69.6	
47 Methacrylonitrile	41	5.015	5.015	0.000	95	3212205	500.0	354.5	
159 Isooctane	57	6.033	6.033	0.000	94	1511744	50.0	45.4	
57 Tert-amyl methyl ether	73	6.092	6.092	0.000	97	968170	50.0	37.9	
60 n-Butanol	56	6.743	6.743	0.000	92	288457	1250.0	841.8	
61 Ethyl acrylate	55	6.873	6.873	0.000	100	572935	50.0	37.9	
66 Methyl methacrylate	41	7.110	7.110	0.000	95	832724	100.0	70.3	
69 2-Nitropropane	41	7.453	7.453	0.000	99	161401	100.0	105.9	
81 n-Butyl acetate	43	8.766	8.766	0.000	98	713724	50.0	34.4	
84 1-Chlorohexane	91	9.263	9.263	0.000	82	524689	50.0	46.9	
93 Cyclohexanone	55	10.198	10.198	0.000	93	142633	500.0	313.3	
104 Pentachloroethane	167	10.920	10.920	0.000	94	250323	100.0	57.5	
111 1,2,3-Trimethylbenzene	105	11.298	11.298	0.000	97	1258148	50.0	41.0	
112 Benzyl chloride	126	11.369	11.369	0.000	99	102865	50.0	37.0	
116 1,3,5-Trichlorobenzene	180	12.387	12.387	0.000	97	553313	50.0	50.4	
121 2-Methylnaphthalene	142	14.020	14.020	0.000	93	1786977	100.0	81.3	
158 1-Methylnaphthalene	142	14.150	14.150	0.000	95	1612455	100.0	76.3	

Reagents:

VMRA9W_00327	Amount Added:	5.00	Units: uL
VM568718_00017	Amount Added:	1.00	Units: uL

Report Date: 27-Dec-2019 09:51:56 Chrom Revision: 2.3 15-Dec-2019 06:20:02

Eurofins TestAmerica, Canton

Data File: \\chromna\Canton\ChromData\A3UX14\20191226-94563.b\1423266.D

Injection Date:	26-Dec-2019 15:15:30	Instrument ID:	A3UX14	Operator ID:	002808
Lims ID:	ccv			Worklist Smp#:	4
Client ID:					
Purge Vol:	5.000 mL	Dil. Factor:	1.0000	ALS Bottle#:	3
Method:	8260_14	Limit Group:	MSV 8260B ICAL		

Column: DB-624 (0.18 mm)

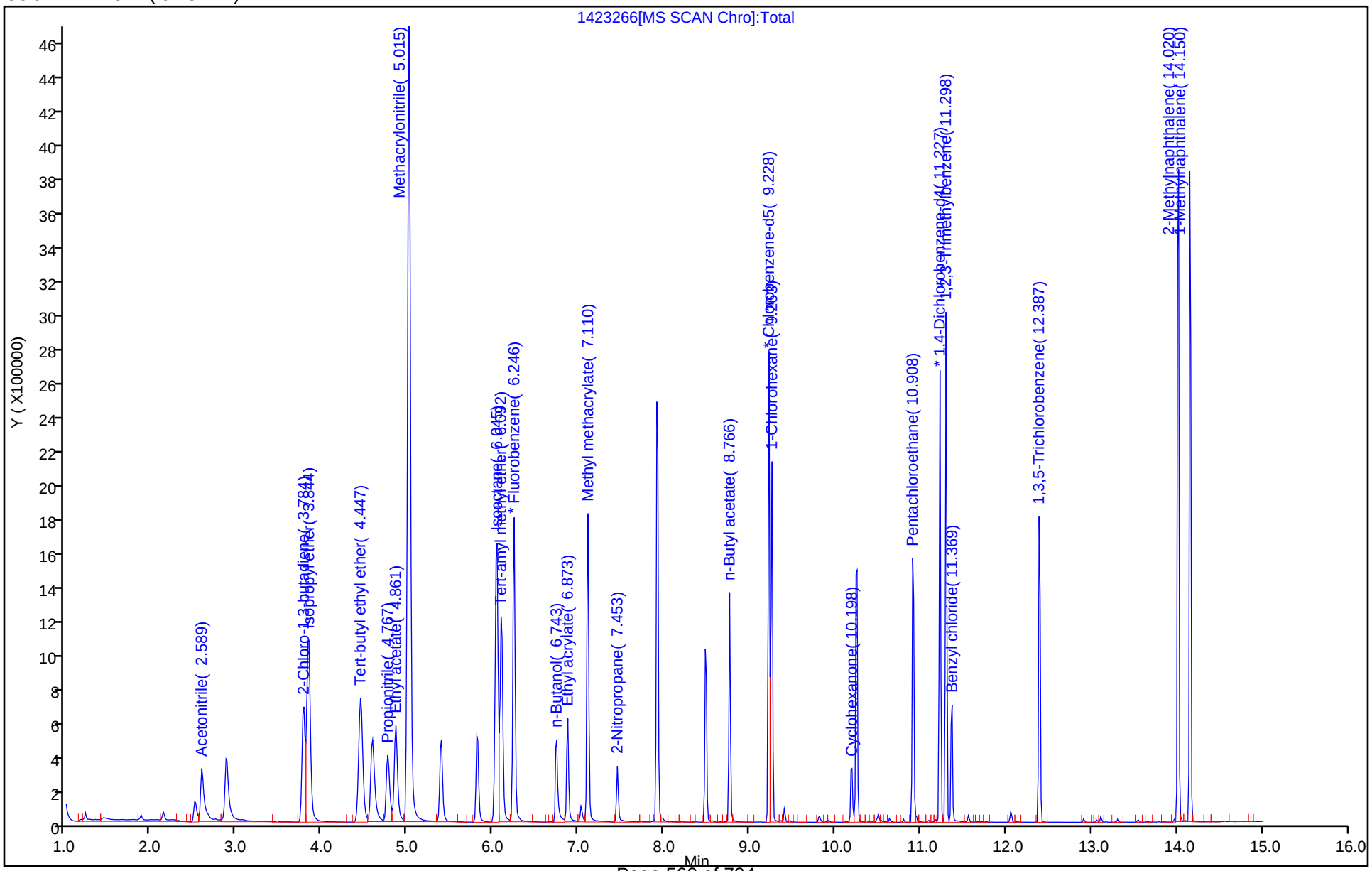

FORM VII
GC/MS VOA CONTINUING CALIBRATION DATA

Lab Name: Eurofins TestAmerica, Canton Job No.: 240-123986-1

SDG No.:

Lab Sample ID: CCVIS 240-417294/10 Calibration Date: 12/26/2019 15:37

Instrument ID: A3UX14 Calib Start Date: 11/02/2019 13:21

GC Column: DB-624 ID: 0.18(mm) Calib End Date: 11/02/2019 16:19

Lab File ID: 1423267.D Conc. Units: ng/uL Heated Purge: (Y/N) Y

ANALYTE	CURVE TYPE	AVE RRF	RRF	MIN RRF	CALC AMOUNT	SPIKE AMOUNT	%D	MAX %D
Dichlorodifluoromethane	Ave	0.1667	0.1508		0.0181	0.0200	-9.6	50.0
Chloromethane	Ave	0.3912	0.2907	0.1000	0.0149	0.0200	-25.7	50.0
Vinyl chloride	Ave	0.3313	0.2828		0.0171	0.0200	-14.6	20.0
Butadiene	Ave	0.3614	0.2670		0.0148	0.0200	-26.1	50.0
Bromomethane	Ave	0.1925	0.1996		0.0207	0.0200	3.7	50.0
Chloroethane	Ave	0.1962	0.1768		0.0180	0.0200	-9.9	50.0
Dichlorofluoromethane	Ave	0.3927	0.3621		0.0184	0.0200	-7.8	50.0
Trichlorofluoromethane	Ave	0.3375	0.3569		0.0212	0.0200	5.8	50.0
Ethyl ether	Ave	0.3662	0.3225		0.0440	0.0500	-11.9	50.0
Acrolein	Ave	0.0845	0.0513		0.152	0.250	-39.3	50.0
1,1-Dichloroethene	Ave	0.2704	0.2881		0.0533	0.0500	6.6	20.0
1,1,2-Trichlorotrifluoroethane	Ave	0.1760	0.1663		0.0472	0.0500	-5.6	50.0
Acetone	Lin1		0.0912		0.0662	0.100	-33.8	50.0
Iodomethane	Ave	0.4505	0.3953		0.0439	0.0500	-12.3	50.0
Carbon disulfide	Ave	0.6896	0.6987		0.0507	0.0500	1.3	50.0
3-Chloro-1-propene	Ave	0.1499	0.1566		0.0522	0.0500	4.4	50.0
Methyl acetate	Ave	0.3157	0.2321		0.0735	0.100	-26.5	50.0
Methylene Chloride	Ave	0.2558	0.2578		0.0504	0.0500	0.8	50.0
tert-Butyl alcohol	Ave	0.0329	0.0202		0.307	0.500	-38.5	50.0
Acrylonitrile	Ave	0.1430	0.1126		0.394	0.500	-21.2	50.0
trans-1,2-Dichloroethene	Ave	0.2588	0.2707		0.0523	0.0500	4.6	50.0
Methyl tert-butyl ether	Ave	0.6606	0.5830		0.0441	0.0500	-11.7	50.0
Hexane	Ave	0.0705	0.0771		0.0547	0.0500	9.3	20.0
1,1-Dichloroethane	Ave	0.4837	0.4584	0.1000	0.0474	0.0500	-5.2	50.0
Vinyl acetate	Ave	0.0569	0.0579		0.0508	0.0500	1.6	50.0
2,2-Dichloropropane	Ave	0.0520	0.0477		0.0459	0.0500	-8.2	50.0
cis-1,2-Dichloroethene	Ave	0.2855	0.2970		0.0520	0.0500	4.0	50.0
2-Butanone (MEK)	Ave	0.1928	0.1514		0.0785	0.100	-21.5	50.0
Bromochloromethane	Ave	0.1407	0.1483		0.0527	0.0500	5.4	50.0
Tetrahydrofuran	Ave	0.1341	0.0998		0.0744	0.100	-25.6	50.0
Chloroform	Ave	0.3876	0.3805		0.0491	0.0500	-1.8	20.0
1,1,1-Trichloroethane	Ave	0.2639	0.2552		0.0484	0.0500	-3.3	50.0
Cyclohexane	Ave	0.4844	0.4456		0.0460	0.0500	-8.0	50.0
Carbon tetrachloride	Ave	0.2293	0.2240		0.0488	0.0500	-2.3	50.0
1,1-Dichloropropene	Ave	0.3103	0.3282		0.0529	0.0500	5.8	50.0
Benzene	Ave	1.035	1.066		0.0515	0.0500	3.0	50.0
1,2-Dichloroethane	Ave	0.3306	0.2916		0.0441	0.0500	-11.8	50.0
Isobutyl alcohol	Ave	0.0129	0.0097		0.939	1.25	-24.8	50.0
n-Heptane	Ave	0.0785	0.0868		0.0552	0.0500	10.5	50.0
Trichloroethene	Ave	0.2510	0.2877		0.0573	0.0500	14.6	50.0

FORM VII
GC/MS VOA CONTINUING CALIBRATION DATA

Lab Name: Eurofins TestAmerica, Canton Job No.: 240-123986-1

SDG No.:

Lab Sample ID: CCVIS 240-417294/10 Calibration Date: 12/26/2019 15:37

Instrument ID: A3UX14 Calib Start Date: 11/02/2019 13:21

GC Column: DB-624 ID: 0.18(mm) Calib End Date: 11/02/2019 16:19

Lab File ID: 1423267.D Conc. Units: ng/uL Heated Purge: (Y/N) Y

ANALYTE	CURVE TYPE	AVE RRF	RRF	MIN RRF	CALC AMOUNT	SPIKE AMOUNT	%D	MAX %D
Methylcyclohexane	Ave	0.4204	0.4513		0.0537	0.0500	7.3	50.0
1,2-Dichloropropane	Ave	0.3033	0.2896		0.0477	0.0500	-4.5	20.0
Dibromomethane	Ave	0.1507	0.1520		0.0504	0.0500	0.9	50.0
1,4-Dioxane	Ave	0.0028	0.0025		0.902	1.00	-9.8	50.0
Bromodichloromethane	Ave	0.2739	0.2824		0.0515	0.0500	3.1	50.0
2-Chloroethyl vinyl ether	Ave	0.1927	0.1523		0.0791	0.100	-20.9	50.0
cis-1,3-Dichloropropene	Ave	0.3995	0.3971		0.0497	0.0500	-0.6	50.0
4-Methyl-2-pentanone (MIBK)	Ave	0.5098	0.3952		0.0775	0.100	-22.5	50.0
Toluene	Ave	1.445	1.456		0.0504	0.0500	0.8	20.0
trans-1,3-Dichloropropene	Ave	0.4674	0.4193		0.0449	0.0500	-10.3	50.0
Ethyl methacrylate	Ave	0.4655	0.4249		0.0456	0.0500	-8.7	50.0
1,1,2-Trichloroethane	Ave	0.2953	0.2918		0.0494	0.0500	-1.2	50.0
Tetrachloroethene	Ave	0.2679	0.2957		0.0552	0.0500	10.4	50.0
1,3-Dichloropropane	Ave	0.5246	0.5106		0.0487	0.0500	-2.7	50.0
2-Hexanone	Ave	0.3446	0.2723		0.0790	0.100	-21.0	50.0
Chlorodibromomethane	Ave	0.2816	0.2947		0.0523	0.0500	4.7	50.0
1,2-Dibromoethane	Ave	0.2976	0.3009		0.0506	0.0500	1.1	50.0
Chlorobenzene	Ave	0.9094	0.9419	0.3000	0.0518	0.0500	3.6	50.0
1,1,1,2-Tetrachloroethane	Ave	0.2723	0.2884		0.0529	0.0500	5.9	50.0
Ethylbenzene	Ave	0.4834	0.5006		0.0518	0.0500	3.6	20.0
m-Xylene & p-Xylene	Ave	0.5878	0.6081		0.0517	0.0500	3.5	50.0
o-Xylene	Ave	0.5938	0.6018		0.0507	0.0500	1.4	50.0
Styrene	Ave	1.035	1.037		0.0501	0.0500	0.2	50.0
Bromoform	Lin1		0.1941	0.1000	0.0587	0.0500	17.3	50.0
Isopropylbenzene	Ave	1.290	1.391		0.0539	0.0500	7.8	50.0
Bromobenzene	Ave	0.7699	0.8374		0.0544	0.0500	8.8	50.0
1,1,2,2-Tetrachloroethane	Ave	0.8002	0.7858	0.3000	0.0491	0.0500	-1.8	50.0
1,2,3-Trichloropropane	Ave	0.2386	0.2201		0.0461	0.0500	-7.7	50.0
trans-1,4-Dichloro-2-butene	Ave	0.2339	0.2051		0.0439	0.0500	-12.3	50.0
N-Propylbenzene	Ave	0.8411	0.9030		0.0537	0.0500	7.4	50.0
2-Chlorotoluene	Ave	0.7167	0.7813		0.0545	0.0500	9.0	50.0
1,3,5-Trimethylbenzene	Ave	2.351	2.411		0.0513	0.0500	2.6	50.0
4-Chlorotoluene	Ave	0.8055	0.8404		0.0522	0.0500	4.3	50.0
tert-Butylbenzene	Ave	1.918	2.072		0.0540	0.0500	8.1	50.0
1,2,4-Trimethylbenzene	Ave	2.317	2.320		0.0501	0.0500	0.2	50.0
sec-Butylbenzene	Ave	2.779	3.055		0.0550	0.0500	10.0	50.0
1,3-Dichlorobenzene	Ave	1.393	1.443		0.0518	0.0500	3.6	50.0
4-Isopropyltoluene	Ave	2.508	2.605		0.0519	0.0500	3.9	50.0
1,4-Dichlorobenzene	Ave	1.459	1.497		0.0513	0.0500	2.6	50.0
1,2-Dichlorobenzene	Ave	1.402	1.409		0.0503	0.0500	0.5	50.0
n-Butylbenzene	Ave	2.224	2.290		0.0515	0.0500	3.0	50.0

FORM VII
GC/MS VOA CONTINUING CALIBRATION DATA

Lab Name: Eurofins TestAmerica, Canton Job No.: 240-123986-1

SDG No.:

Lab Sample ID: CCVIS 240-417294/10 Calibration Date: 12/26/2019 15:37

Instrument ID: A3UX14 Calib Start Date: 11/02/2019 13:21

GC Column: DB-624 ID: 0.18(mm) Calib End Date: 11/02/2019 16:19

Lab File ID: 1423267.D Conc. Units: ng/uL Heated Purge: (Y/N) Y

ANALYTE	CURVE TYPE	AVE RRF	RRF	MIN RRF	CALC AMOUNT	SPIKE AMOUNT	%D	MAX %D
1,2-Dibromo-3-Chloropropane	Ave	0.1363	0.1343		0.0493	0.0500	-1.4	50.0
1,2,4-Trichlorobenzene	Ave	0.8899	0.8533		0.0479	0.0500	-4.1	50.0
Hexachlorobutadiene	Ave	0.3563	0.3878		0.0544	0.0500	8.9	50.0
Naphthalene	Ave	2.510	2.080		0.0414	0.0500	-17.1	50.0
1,2,3-Trichlorobenzene	Ave	0.8561	0.8162		0.0477	0.0500	-4.7	50.0
Dibromofluoromethane (Surr)	Lin1		0.2281		0.0446	0.0500	-10.8	50.0
1,2-Dichloroethane-d4 (Surr)	Lin1		0.2179		0.0385	0.0500	-23.0	50.0
Toluene-d8 (Surr)	Lin1		1.248		0.0453	0.0500	-9.5	50.0
4-Bromofluorobenzene (Surr)	Qua		0.8735		0.0450	0.0500	-10.0	50.0

Eurofins TestAmerica, Canton
Target Compound Quantitation Report

Data File: \\chromna\Canton\ChromData\A3UX14\20191226-94563.b\1423267.D
Lims ID: ccvis
Client ID:
Sample Type: CCVIS
Inject. Date: 26-Dec-2019 15:37:30 ALS Bottle#: 4 Worklist Smp#: 10
Purge Vol: 5.000 mL Dil. Factor: 1.0000
Sample Info: CCVIS
Misc. Info.: 240-0094563-010
Operator ID: 002808 Instrument ID: A3UX14
Sublist: chrom-8260_14*sub81

Method: \\chromna\Canton\ChromData\A3UX14\20191226-94563.b\8260_14.m
Limit Group: MSV 8260B ICAL
Last Update: 27-Dec-2019 09:51:57 Calib Date: 07-Nov-2019 19:26:30
Integrator: RTE ID Type: Deconvolution ID
Quant Method: Internal Standard Quant By: Initial Calibration
Last ICal File: \\chromna\Canton\ChromData\A3UX14\20191107-92918.b\1422636.D

Column 1 : DB-624 (0.18 mm) Det: MS SCAN
Process Host: CTX0325

First Level Reviewer: macenczaks Date: 26-Dec-2019 16:01:33

Compound	Sig	RT (min.)	Exp RT (min.)	Dlt RT (min.)	Q	Response	Cal Amt ug/l	OnCol Amt ug/l	Flags
* 1 Fluorobenzene	96	6.246	6.246	0.000	99	1662313	50.0	50.0	
* 2 Chlorobenzene-d5	117	9.228	9.228	0.000	92	1265432	50.0	50.0	
* 3 1,4-Dichlorobenzene-d4	152	11.227	11.227	0.000	98	587668	50.0	50.0	
$ 4 Dibromofluoromethane (Surr	113	5.394	5.394	0.000	95	379156	50.0	44.6	
$ 5 1,2-Dichloroethane-d4 (Sur	65	5.808	5.808	0.000	93	362143	50.0	38.5	
$ 6 Toluene-d8 (Surr)	98	7.914	7.914	0.000	92	1579518	50.0	45.3	
$ 7 4-Bromofluorobenzene (Surr	95	10.245	10.245	0.000	0	513318	50.0	45.0	
9 Dichlorodifluoromethane	85	1.063	1.063	0.000	99	100248	20.0	18.1	
10 Chloromethane	50	1.193	1.193	0.000	99	193274	20.0	14.9	
11 Vinyl chloride	62	1.276	1.276	0.000	98	188065	20.0	17.1	
12 Butadiene	54	1.288	1.288	0.000	95	177552	20.0	14.8	
13 Bromomethane	94	1.513	1.513	0.000	88	132720	20.0	20.7	
15 Chloroethane	64	1.595	1.595	0.000	100	117552	20.0	18.0	
16 Dichlorofluoromethane	67	1.761	1.761	0.000	97	240755	20.0	18.4	
17 Trichlorofluoromethane	101	1.797	1.797	0.000	98	237318	20.0	21.2	
18 Ethyl ether	59	2.057	2.057	0.000	92	536114	50.0	44.0	
19 Acrolein	56	2.163	2.163	0.000	100	426345	250.0	151.7	
21 1,1-Dichloroethene	96	2.246	2.246	0.000	96	478868	50.0	53.3	
22 1,1,2-Trichloro-1,2,2-trif	151	2.282	2.282	0.000	91	276375	50.0	47.2	
24 Acetone	43	2.317	2.317	0.000	100	303284	100.0	66.2	
25 Iodomethane	142	2.376	2.376	0.000	95	657086	50.0	43.9	
26 Carbon disulfide	76	2.436	2.436	0.000	99	1161512	50.0	50.7	
27 3-Chloro-1-propene	76	2.613	2.613	0.000	92	260312	50.0	52.2	
29 Methyl acetate	43	2.672	2.672	0.000	99	771602	100.0	73.5	
30 Methylene Chloride	84	2.755	2.755	0.000	97	428574	50.0	50.4	
31 2-Methyl-2-propanol	59	2.980	2.980	0.000	97	336277	500.0	307.3	
34 Acrylonitrile	53	3.051	3.051	0.000	99	1872241	500.0	393.9	
32 trans-1,2-Dichloroethene	96	3.075	3.075	0.000	100	449937	50.0	52.3	
33 Methyl tert-butyl ether	73	3.110	3.110	0.000	98	969080	50.0	44.1	
35 Hexane	86	3.465	3.465	0.000	94	128202	50.0	54.7	

Compound	Sig	RT (min.)	Exp RT (min.)	Dlt RT (min.)	Q	Response	Cal Amt ug/l	OnCol Amt ug/l	Flags
36 1,1-Dichloroethane	63	3.643	3.643	0.000	96	762011	50.0	47.4	
39 Vinyl acetate	86	3.785	3.785	0.000	97	96182	50.0	50.8	
41 2,2-Dichloropropane	97	4.589	4.589	0.000	83	79367	50.0	45.9	
42 cis-1,2-Dichloroethene	96	4.601	4.601	0.000	80	493721	50.0	52.0	
43 2-Butanone (MEK)	43	4.696	4.696	0.000	99	503170	100.0	78.5	
46 Chlorobromomethane	128	4.980	4.980	0.000	97	246496	50.0	52.7	
48 Tetrahydrofuran	42	5.074	5.074	0.000	93	331666	100.0	74.4	
49 Chloroform	83	5.157	5.157	0.000	94	632422	50.0	49.1	
50 1,1,1-Trichloroethane	97	5.370	5.370	0.000	99	424180	50.0	48.4	
51 Cyclohexane	56	5.441	5.441	0.000	93	740770	50.0	46.0	
52 Carbon tetrachloride	117	5.595	5.595	0.000	95	372316	50.0	48.8	
53 1,1-Dichloropropene	75	5.607	5.607	0.000	93	545588	50.0	52.9	
54 Benzene	78	5.867	5.867	0.000	95	1772192	50.0	51.5	
56 1,2-Dichloroethane	62	5.914	5.914	0.000	95	484720	50.0	44.1	
55 Isobutyl alcohol	41	5.962	5.962	0.000	95	401638	1250.0	939.4	
58 n-Heptane	100	6.305	6.305	0.000	96	144221	50.0	55.2	
59 Trichloroethene	130	6.672	6.672	0.000	95	478248	50.0	57.3	
62 Methylcyclohexane	83	6.861	6.861	0.000	92	750158	50.0	53.7	
63 1,2-Dichloropropane	63	6.897	6.897	0.000	97	481339	50.0	47.7	
65 Dibromomethane	93	7.015	7.015	0.000	97	252657	50.0	50.4	
67 1,4-Dioxane	88	7.086	7.086	0.000	95	82614	1000.0	902.2	
68 Dichlorobromomethane	83	7.216	7.216	0.000	98	469387	50.0	51.5	
70 2-Chloroethyl vinyl ether	63	7.559	7.559	0.000	92	506483	100.0	79.1	
71 cis-1,3-Dichloropropene	75	7.666	7.666	0.000	95	660177	50.0	49.7	
73 4-Methyl-2-pentanone (MIBK	43	7.855	7.855	0.000	97	1000285	100.0	77.5	
74 Toluene	91	7.985	7.985	0.000	99	1843095	50.0	50.4	
75 trans-1,3-Dichloropropene	75	8.210	8.210	0.000	96	530615	50.0	44.9	
76 Ethyl methacrylate	69	8.340	8.340	0.000	92	537719	50.0	45.6	
77 1,1,2-Trichloroethane	97	8.376	8.376	0.000	88	369246	50.0	49.4	
78 Tetrachloroethene	164	8.482	8.482	0.000	96	374171	50.0	55.2	
79 1,3-Dichloropropane	76	8.518	8.518	0.000	93	646138	50.0	48.7	
80 2-Hexanone	43	8.624	8.624	0.000	99	689212	100.0	79.0	
82 Chlorodibromomethane	129	8.719	8.719	0.000	91	372957	50.0	52.3	
83 Ethylene Dibromide	107	8.802	8.802	0.000	98	380809	50.0	50.6	
85 Chlorobenzene	112	9.251	9.251	0.000	97	1191913	50.0	51.8	
86 1,1,1,2-Tetrachloroethane	131	9.334	9.334	0.000	96	364892	50.0	52.9	
87 Ethylbenzene	106	9.358	9.358	0.000	98	633406	50.0	51.8	
88 m-Xylene & p-Xylene	106	9.464	9.464	0.000	98	769564	50.0	51.7	
89 o-Xylene	106	9.807	9.807	0.000	95	761564	50.0	50.7	
90 Styrene	104	9.819	9.819	0.000	96	1312683	50.0	50.1	
91 Bromoform	173	9.961	9.961	0.000	99	245576	50.0	58.7	
92 Isopropylbenzene	105	10.127	10.127	0.000	96	1759758	50.0	53.9	
94 Bromobenzene	156	10.375	10.375	0.000	89	492089	50.0	54.4	
95 1,1,2,2-Tetrachloroethane	83	10.387	10.387	0.000	92	461758	50.0	49.1	
96 1,2,3-Trichloropropane	110	10.411	10.411	0.000	85	129370	50.0	46.1	
97 trans-1,4-Dichloro-2-buten	53	10.435	10.435	0.000	81	120550	50.0	43.9	
98 N-Propylbenzene	120	10.482	10.482	0.000	98	530638	50.0	53.7	
99 2-Chlorotoluene	126	10.541	10.541	0.000	98	459120	50.0	54.5	
100 1,3,5-Trimethylbenzene	105	10.636	10.636	0.000	89	1417054	50.0	51.3	
101 4-Chlorotoluene	126	10.636	10.636	0.000	97	493855	50.0	52.2	
103 tert-Butylbenzene	119	10.908	10.908	0.000	91	1217827	50.0	54.0	
105 1,2,4-Trimethylbenzene	105	10.943	10.943	0.000	96	1363415	50.0	50.1	

Compound	Sig	RT (min.)	Exp RT (min.)	Dlt RT (min.)	Q	Response	Cal Amt ug/l	OnCol Amt ug/l	Flags
107 sec-Butylbenzene	105	11.097	11.097	0.000	92	1795428	50.0	55.0	
108 1,3-Dichlorobenzene	146	11.168	11.168	0.000	99	847860	50.0	51.8	
109 4-Isopropyltoluene	119	11.216	11.216	0.000	97	1531043	50.0	51.9	
110 1,4-Dichlorobenzene	146	11.251	11.251	0.000	98	879532	50.0	51.3	
113 n-Butylbenzene	91	11.559	11.559	0.000	98	1345809	50.0	51.5	
114 1,2-Dichlorobenzene	146	11.559	11.559	0.000	99	828054	50.0	50.3	
115 1,2-Dibromo-3-Chloropropan	157	12.210	12.210	0.000	94	78936	50.0	49.3	
117 1,2,4-Trichlorobenzene	180	12.908	12.908	0.000	93	501457	50.0	47.9	
118 Hexachlorobutadiene	225	13.062	13.062	0.000	96	227914	50.0	54.4	
119 Naphthalene	128	13.109	13.109	0.000	96	1222108	50.0	41.4	
120 1,2,3-Trichlorobenzene	180	13.310	13.310	0.000	96	479633	50.0	47.7	
S 134 Xylenes, Total	106				0		100.0	102.4	
S 135 Trihalomethanes, Total	1				0		200.0	211.6	
S 157 Total BTEX	1				0		250.0	256.1	

Reagents:

VMAROLISTDW_00326	Amount Added:	5.00	Units: uL	
VMRPRIMW_00366	Amount Added:	5.00	Units: uL	
VMRGAS_00321	Amount Added:	2.00	Units: uL	
VM250SS_00056	Amount Added:	1.00	Units: uL	Run Reagent
vm40ml_vials_00014	Amount Added:	0.00	Units:	Run Reagent
vmDist_H2o_00160	Amount Added:	0.00	Units:	Run Reagent
VM568718_00017	Amount Added:	1.00	Units: uL	Run Reagent

Report Date: 27-Dec-2019 09:51:59 Chrom Revision: 2.3 15-Dec-2019 06:20:02

Eurofins TestAmerica, Canton

Data File: \\chromna\Canton\ChromData\A3UX14\20191226-94563.b\1423267.D

Injection Date:	26-Dec-2019 15:37:30	Instrument ID:	A3UX14	Operator ID:	002808
Lims ID:	ccvis			Worklist Smp#:	10
Client ID:					
Purge Vol:	5.000 mL	Dil. Factor:	1.0000	ALS Bottle#:	4
Method:	8260_14	Limit Group:	MSV 8260B ICAL		

Column: DB-624 (0.18 mm)

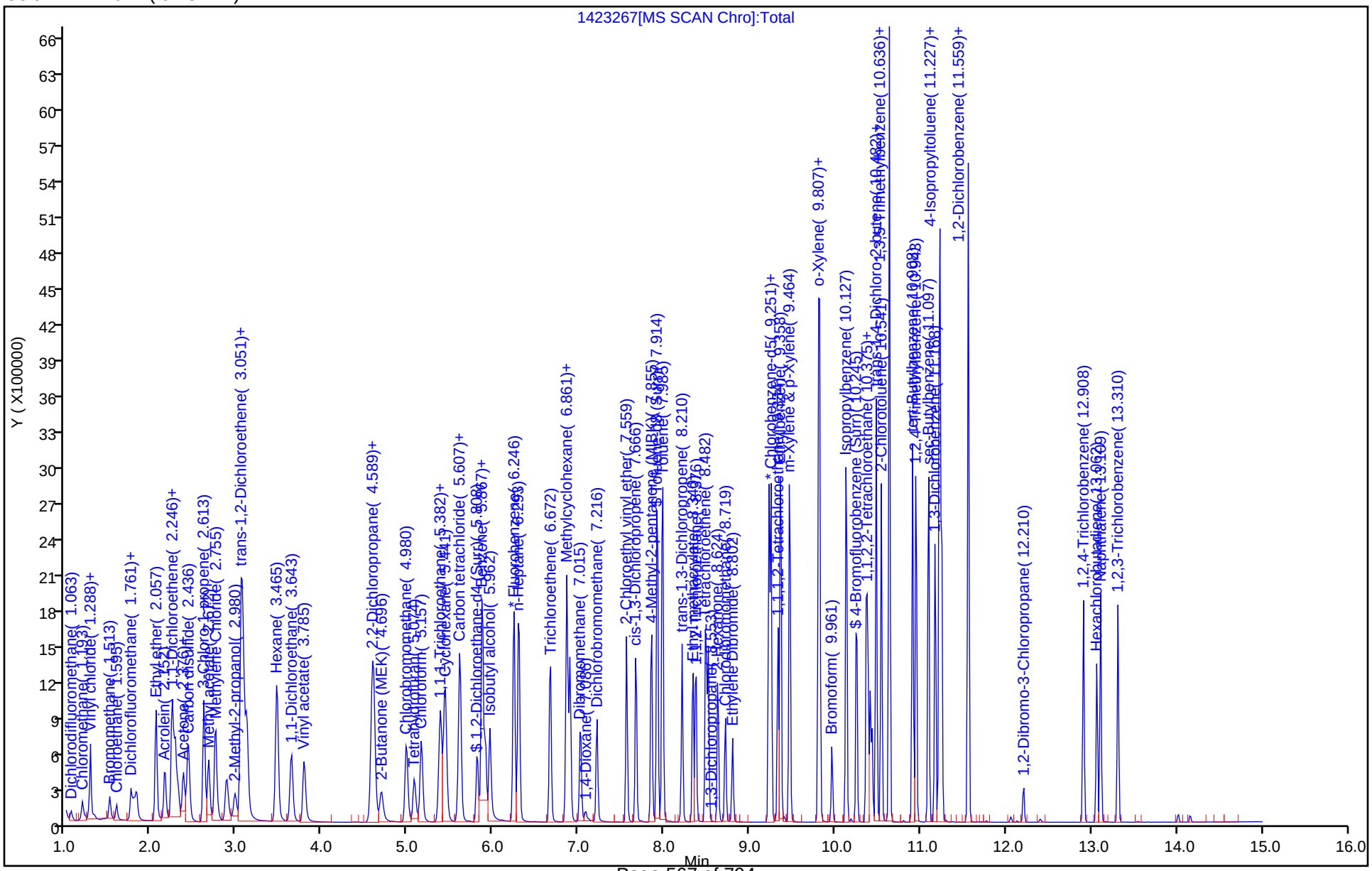

FORM VII
GC/MS VOA CONTINUING CALIBRATION DATA

Lab Name: Eurofins TestAmerica, Canton Job No.: 240-123986-1

SDG No.:

Lab Sample ID: ICV 240-411174/12 Calibration Date: 11/15/2019 19:28

Instrument ID: A3UX18 Calib Start Date: 11/15/2019 15:42

GC Column: DB-624 ID: 0.18(mm) Calib End Date: 11/15/2019 19:02

Lab File ID: 181411.D Conc. Units: ng/uL Heated Purge: (Y/N) Y

ANALYTE	CURVE TYPE	AVE RRF	RRF	MIN RRF	CALC AMOUNT	SPIKE AMOUNT	%D	MAX %D
Dichlorodifluoromethane	Ave	0.2323	0.1260		0.0108	0.0200	-45.8	50.0
Chloromethane	Ave	0.3356	0.2562	0.1000	0.0153	0.0200	-23.7	50.0
Vinyl chloride	Ave	0.2433	0.1987		0.0163	0.0200	-18.3	20.0
Butadiene	Ave	0.3147	0.2533		0.0161	0.0200	-19.5	50.0
Bromomethane	Ave	0.1704	0.1368		0.0161	0.0200	-19.7	50.0
Chloroethane	Ave	0.1566	0.1383		0.0177	0.0200	-11.7	50.0
Dichlorofluoromethane	Ave	0.3811	0.3368		0.0177	0.0200	-11.6	50.0
Trichlorofluoromethane	Ave	0.3253	0.2741		0.0169	0.0200	-15.7	50.0
Ethyl ether	Ave	0.2380	0.2431		0.0511	0.0500	2.2	50.0
Acrolein	Ave	0.0369	0.0321		0.217	0.250	-13.2	50.0
1,1-Dichloroethene	Ave	0.2001	0.1986		0.0496	0.0500	-0.7	20.0
1,1,2-Trichlorotrifluoroethane	Ave	0.1469	0.1407		0.0479	0.0500	-4.3	50.0
Acetone	Lin1		0.0530		0.0859	0.100	-14.1	50.0
Iodomethane	Ave	0.3422	0.3744		0.0547	0.0500	9.4	50.0
Carbon disulfide	Ave	0.6741	0.6593		0.0489	0.0500	-2.2	50.0
3-Chloro-1-propene	Ave	0.1558	0.1447		0.0464	0.0500	-7.2	50.0
Methyl acetate	Ave	0.1745	0.1685		0.0965	0.100	-3.5	50.0
Methylene Chloride	Ave	0.2554	0.2452		0.0480	0.0500	-4.0	50.0
tert-Butyl alcohol	Ave	0.0224	0.0225		0.502	0.500	0.3	50.0
Acrylonitrile	Ave	0.0782	0.0806		0.515	0.500	3.0	50.0
trans-1,2-Dichloroethene	Ave	0.2466	0.2518		0.0511	0.0500	2.1	50.0
Methyl tert-butyl ether	Ave	0.6098	0.5851		0.0480	0.0500	-4.0	50.0
Hexane	Ave	0.0747	0.0711		0.0476	0.0500	-4.7	20.0
1,1-Dichloroethane	Ave	0.4960	0.4721	0.1000	0.0476	0.0500	-4.8	50.0
Vinyl acetate	Ave	0.0423	0.0468		0.0553	0.0500	10.7	50.0
2,2-Dichloropropane	Ave	0.0638	0.0630		0.0494	0.0500	-1.2	50.0
cis-1,2-Dichloroethene	Ave	0.2835	0.2939		0.0518	0.0500	3.7	50.0
2-Butanone (MEK)	Ave	0.1065	0.1052		0.0988	0.100	-1.2	50.0
Bromochloromethane	Ave	0.1279	0.1352		0.0529	0.0500	5.8	50.0
Tetrahydrofuran	Ave	0.0740	0.0781		0.106	0.100	5.5	50.0
Chloroform	Ave	0.4464	0.4228		0.0474	0.0500	-5.3	20.0
1,1,1-Trichloroethane	Ave	0.3697	0.3427		0.0464	0.0500	-7.3	50.0
Cyclohexane	Ave	0.5338	0.4998		0.0468	0.0500	-6.4	50.0
1,1-Dichloropropene	Ave	0.3549	0.3109		0.0438	0.0500	-12.4	50.0
Carbon tetrachloride	Ave	0.3214	0.2923		0.0455	0.0500	-9.0	50.0
Isobutyl alcohol	Ave	0.0114	0.0124		1.36	1.25	8.8	50.0
Benzene	Ave	1.026	1.017		0.0495	0.0500	-0.9	50.0
1,2-Dichloroethane	Ave	0.3807	0.3398		0.0446	0.0500	-10.8	50.0
n-Heptane	Ave	0.0902	0.0872		0.0483	0.0500	-3.4	50.0
Trichloroethene	Ave	0.2577	0.2683		0.0520	0.0500	4.1	50.0

FORM VII
GC/MS VOA CONTINUING CALIBRATION DATA

Lab Name: Eurofins TestAmerica, Canton Job No.: 240-123986-1

SDG No.:

Lab Sample ID: ICV 240-411174/12 Calibration Date: 11/15/2019 19:28

Instrument ID: A3UX18 Calib Start Date: 11/15/2019 15:42

GC Column: DB-624 ID: 0.18(mm) Calib End Date: 11/15/2019 19:02

Lab File ID: 181411.D Conc. Units: ng/uL Heated Purge: (Y/N) Y

ANALYTE	CURVE TYPE	AVE RRF	RRF	MIN RRF	CALC AMOUNT	SPIKE AMOUNT	%D	MAX %D
Methylcyclohexane	Ave	0.4601	0.4116		0.0447	0.0500	-10.5	50.0
1,2-Dichloropropane	Ave	0.2881	0.2969		0.0515	0.0500	3.1	20.0
Dibromomethane	Ave	0.1327	0.1357		0.0511	0.0500	2.3	50.0
1,4-Dioxane	Ave	0.0018	0.0020		1.13	1.00	13.2	50.0
Bromodichloromethane	Ave	0.3265	0.3244		0.0497	0.0500	-0.6	50.0
2-Chloroethyl vinyl ether	Ave	0.1190	0.1206		0.0507	0.0500	1.4	50.0
cis-1,3-Dichloropropene	Ave	0.4162	0.4228		0.0508	0.0500	1.6	50.0
4-Methyl-2-pentanone (MIBK)	Ave	0.3166	0.3166		0.100	0.100	0.0	50.0
Toluene	Ave	1.481	1.408		0.0475	0.0500	-4.9	20.0
trans-1,3-Dichloropropene	Ave	0.4783	0.4311		0.0451	0.0500	-9.9	50.0
Ethyl methacrylate	Ave	0.4153	0.4076		0.0491	0.0500	-1.9	50.0
1,1,2-Trichloroethane	Ave	0.2602	0.2567		0.0493	0.0500	-1.3	50.0
Tetrachloroethene	Ave	0.2377	0.2335		0.0491	0.0500	-1.8	50.0
1,3-Dichloropropane	Ave	0.4754	0.4550		0.0479	0.0500	-4.3	50.0
2-Hexanone	Ave	0.2144	0.2203		0.103	0.100	2.7	50.0
Chlorodibromomethane	Ave	0.2840	0.2980		0.0525	0.0500	4.9	50.0
1,2-Dibromoethane	Ave	0.2458	0.2476		0.0504	0.0500	0.7	50.0
Chlorobenzene	Ave	0.9485	0.9349	0.3000	0.0493	0.0500	-1.4	50.0
1,1,1,2-Tetrachloroethane	Ave	0.3124	0.3185		0.0510	0.0500	1.9	50.0
Ethylbenzene	Ave	0.5013	0.4756		0.0474	0.0500	-5.1	20.0
m-Xylene & p-Xylene	Ave	0.6152	0.5786		0.0470	0.0500	-6.0	50.0
o-Xylene	Ave	0.5978	0.5715		0.0478	0.0500	-4.4	50.0
Styrene	Ave	1.029	1.016		0.0494	0.0500	-1.3	50.0
Bromoform	Ave	0.1451	0.1556	0.1000	0.0536	0.0500	7.2	50.0
Isopropylbenzene	Ave	1.475	1.386		0.0470	0.0500	-6.0	50.0
1,1,2,2-Tetrachloroethane	Ave	0.6443	0.6360	0.3000	0.0494	0.0500	-1.3	50.0
Bromobenzene	Ave	0.7839	0.7828		0.0499	0.0500	-0.1	50.0
1,2,3-Trichloropropane	Ave	0.1985	0.1997		0.0503	0.0500	0.6	50.0
trans-1,4-Dichloro-2-butene	Ave	0.2419	0.2164		0.0447	0.0500	-10.6	50.0
N-Propylbenzene	Ave	0.9714	0.8734		0.0450	0.0500	-10.1	50.0
2-Chlorotoluene	Ave	0.8133	0.7593		0.0467	0.0500	-6.6	50.0
1,3,5-Trimethylbenzene	Ave	2.800	2.500		0.0446	0.0500	-10.7	50.0
4-Chlorotoluene	Ave	0.8471	0.7855		0.0464	0.0500	-7.3	50.0
tert-Butylbenzene	Ave	2.590	2.352		0.0454	0.0500	-9.2	50.0
1,2,4-Trimethylbenzene	Ave	2.883	2.587		0.0449	0.0500	-10.2	50.0
sec-Butylbenzene	Ave	3.493	3.031		0.0434	0.0500	-13.2	50.0
1,3-Dichlorobenzene	Ave	1.504	1.419		0.0472	0.0500	-5.6	50.0
4-Isopropyltoluene	Ave	3.088	2.704		0.0438	0.0500	-12.5	50.0
1,4-Dichlorobenzene	Ave	1.531	1.437		0.0469	0.0500	-6.1	50.0
n-Butylbenzene	Ave	2.709	2.222		0.0410	0.0500	-18.0	50.0
1,2-Dichlorobenzene	Ave	1.414	1.320		0.0467	0.0500	-6.7	50.0

FORM VII
GC/MS VOA CONTINUING CALIBRATION DATA

Lab Name: Eurofins TestAmerica, Canton Job No.: 240-123986-1

SDG No.:

Lab Sample ID: ICV 240-411174/12 Calibration Date: 11/15/2019 19:28

Instrument ID: A3UX18 Calib Start Date: 11/15/2019 15:42

GC Column: DB-624 ID: 0.18(mm) Calib End Date: 11/15/2019 19:02

Lab File ID: 181411.D Conc. Units: ng/uL Heated Purge: (Y/N) Y

ANALYTE	CURVE TYPE	AVE RRF	RRF	MIN RRF	CALC AMOUNT	SPIKE AMOUNT	%D	MAX %D
1,2-Dibromo-3-Chloropropane	Ave	0.1104	0.1170		0.0530	0.0500	5.9	50.0
1,2,4-Trichlorobenzene	Ave	0.9424	0.8633		0.0458	0.0500	-8.4	50.0
Hexachlorobutadiene	Ave	0.4263	0.3568		0.0418	0.0500	-16.3	50.0
Naphthalene	Ave	2.207	2.113		0.0479	0.0500	-4.3	50.0
1,2,3-Trichlorobenzene	Ave	0.8621	0.8101		0.0470	0.0500	-6.0	50.0
Dibromofluoromethane (Surr)	Ave	0.2342	0.2158		0.0276	0.0300	-7.9	50.0
1,2-Dichloroethane-d4 (Surr)	Ave	0.2848	0.2187		0.0230	0.0300	-23.2	50.0
Toluene-d8 (Surr)	Ave	1.223	1.181		0.0290	0.0300	-3.4	50.0
4-Bromofluorobenzene (Surr)	Ave	1.057	0.9281		0.0263	0.0300	-12.2	50.0

Eurofins TestAmerica, Canton
Target Compound Quantitation Report

Data File: \\chromna\Canton\ChromData\A3UX18\20191115-93220.b\181411.D
Lims ID: ICV
Client ID:
Sample Type: ICV
Inject. Date: 15-Nov-2019 19:28:30 ALS Bottle#: 11 Worklist Smp#: 12
Purge Vol: 5.000 mL Dil. Factor: 1.0000
Sample Info: icv
Misc. Info.: 240-0093220-012
Operator ID: 002808 Instrument ID: A3UX18
Sublist:

Method: \\chromna\Canton\ChromData\A3UX18\20191115-93220.b\8260_18.m
Limit Group: MSV 8260B ICAL
Last Update: 18-Nov-2019 09:57:08 Calib Date: 15-Nov-2019 19:02:30
Integrator: RTE ID Type: Deconvolution ID
Quant Method: Internal Standard Quant By: Initial Calibration
Last ICal File: \\chromna\Canton\ChromData\A3UX18\20191115-93220.b\181410.D

Column 1 : DB-624 (0.18 mm) Det: MS SCAN
Process Host: CTX0328

First Level Reviewer: macenczaks Date: 18-Nov-2019 09:46:59

Compound	Sig	RT (min.)	Exp RT (min.)	Dlt RT (min.)	Q	Response	Cal Amt ug/l	OnCol Amt ug/l	Flags
* 1 Fluorobenzene	96	6.533	6.530	0.003	100	314067	30.0	30.0	
* 2 Chlorobenzene-d5	117	9.266	9.276	-0.010	96	249240	30.0	30.0	
* 3 1,4-Dichlorobenzene-d4	152	11.242	11.240	0.002	99	112370	30.0	30.0	
$ 4 Dibromofluoromethane (Surr	113	5.823	5.832	-0.009	92	67761	30.0	27.6	
$ 5 1,2-Dichloroethane-d4 (Sur	65	6.178	6.175	0.003	100	68683	30.0	23.0	
$ 6 Toluene-d8 (Surr)	98	8.024	8.021	0.003	93	294238	30.0	29.0	
$ 7 4-Bromofluorobenzene (Surr	95	10.272	10.269	0.003	0	104285	30.0	26.3	
9 Dichlorodifluoromethane	85	1.315	1.312	0.003	99	26375	20.0	10.8	
10 Chloromethane	50	1.480	1.478	0.002	99	53647	20.0	15.3	
11 Vinyl chloride	62	1.575	1.584	-0.009	98	41600	20.0	16.3	
12 Butadiene	54	1.599	1.608	-0.009	95	53026	20.0	16.1	
13 Bromomethane	94	1.871	1.868	0.003	90	28636	20.0	16.1	
14 Chloroethane	64	1.977	1.975	0.002	99	28948	20.0	17.7	
15 Dichlorofluoromethane	67	2.190	2.188	0.002	98	70522	20.0	17.7	
16 Trichlorofluoromethane	101	2.237	2.247	-0.010	99	57393	20.0	16.9	
17 Ethyl ether	59	2.569	2.566	0.003	96	127255	50.0	51.1	
18 Acrolein	56	2.687	2.685	0.002	99	83870	250.0	217.1	
19 1,1-Dichloroethene	96	2.805	2.803	0.002	97	103953	50.0	49.6	
20 1,1,2-Trichloro-1,2,2-trif	151	2.853	2.850	0.003	92	73625	50.0	47.9	
21 Acetone	43	2.876	2.886	-0.010	100	55520	100.0	85.9	
23 Iodomethane	142	2.971	2.969	0.002	98	195993	50.0	54.7	
24 Carbon disulfide	76	3.042	3.040	0.002	100	345113	50.0	48.9	
26 3-Chloro-1-propene	76	3.267	3.276	-0.009	92	75716	50.0	46.4	
27 Methyl acetate	43	3.326	3.324	0.002	99	176402	100.0	96.5	
28 Methylene Chloride	84	3.433	3.442	-0.009	97	128369	50.0	48.0	
29 2-Methyl-2-propanol	59	3.681	3.679	0.002	99	117648	500.0	501.6	
30 Acrylonitrile	53	3.799	3.797	0.002	99	421621	500.0	514.9	
31 trans-1,2-Dichloroethene	96	3.847	3.844	0.003	97	131825	50.0	51.1	
32 Methyl tert-butyl ether	73	3.882	3.880	0.002	98	306285	50.0	48.0	
33 Hexane	86	4.320	4.318	0.002	94	37237	50.0	47.6	

Compound	Sig	RT (min.)	Exp RT (min.)	Dlt RT (min.)	Q	Response	Cal Amt ug/l	OnCol Amt ug/l	Flags
34 1,1-Dichloroethane	63	4.486	4.483	0.003	97	247097	50.0	47.6	
36 Vinyl acetate	86	4.616	4.625	-0.009	97	24484	50.0	55.3	
40 cis-1,2-Dichloroethene	96	5.255	5.252	0.003	85	153861	50.0	51.8	
39 2,2-Dichloropropane	97	5.255	5.252	0.003	93	33000	50.0	49.4	
41 2-Butanone (MEK)	43	5.302	5.300	0.002	99	110110	100.0	98.8	
44 Chlorobromomethane	128	5.539	5.536	0.003	96	70792	50.0	52.9	
46 Tetrahydrofuran	42	5.598	5.596	0.002	94	81795	100.0	105.5	
47 Chloroform	83	5.657	5.655	0.002	96	221288	50.0	47.4	
48 1,1,1-Trichloroethane	97	5.835	5.832	0.003	99	179402	50.0	46.4	
49 Cyclohexane	56	5.894	5.891	0.003	93	261636	50.0	46.8	
50 1,1-Dichloropropene	75	6.024	6.022	0.002	94	162738	50.0	43.8	
51 Carbon tetrachloride	117	6.024	6.022	0.002	98	153011	50.0	45.5	
52 Isobutyl alcohol	43	6.225	6.223	0.002	95	162028	1250.0	1360.2	
53 Benzene	78	6.237	6.234	0.003	98	532284	50.0	49.5	
54 1,2-Dichloroethane	62	6.249	6.258	-0.009	96	177856	50.0	44.6	
56 n-Heptane	100	6.568	6.566	0.002	97	45619	50.0	48.3	
58 Trichloroethene	130	6.900	6.897	0.003	97	140427	50.0	52.0	
60 Methylcyclohexane	83	7.077	7.086	-0.009	95	215466	50.0	44.7	
61 1,2-Dichloropropane	63	7.101	7.098	0.003	97	155420	50.0	51.5	
62 Dibromomethane	93	7.207	7.205	0.002	97	71019	50.0	51.1	
65 1,4-Dioxane	88	7.243	7.252	-0.009	99	21230	1000.0	1131.6	
66 Dichlorobromomethane	83	7.373	7.370	0.003	99	169811	50.0	49.7	
68 2-Chloroethyl vinyl ether	63	7.669	7.666	0.003	93	63130	50.0	50.7	
69 cis-1,3-Dichloropropene	75	7.787	7.785	0.002	94	221335	50.0	50.8	
70 4-Methyl-2-pentanone (MIBK	43	7.929	7.927	0.002	97	263049	100.0	100.0	
71 Toluene	91	8.083	8.080	0.003	98	584776	50.0	47.5	
72 trans-1,3-Dichloropropene	75	8.272	8.282	-0.010	95	179088	50.0	45.1	
73 Ethyl methacrylate	69	8.379	8.376	0.003	94	169315	50.0	49.1	
74 1,1,2-Trichloroethane	97	8.438	8.435	0.003	91	106633	50.0	49.3	
75 Tetrachloroethene	164	8.568	8.566	0.002	96	96975	50.0	49.1	
76 1,3-Dichloropropane	76	8.580	8.577	0.003	96	189009	50.0	47.9	
77 2-Hexanone	43	8.663	8.660	0.003	97	183010	100.0	102.7	
78 Chlorodibromomethane	129	8.769	8.767	0.002	91	123771	50.0	52.5	
80 Ethylene Dibromide	107	8.864	8.861	0.003	98	102867	50.0	50.4	
81 Chlorobenzene	112	9.290	9.299	-0.009	95	388360	50.0	49.3	
82 1,1,1,2-Tetrachloroethane	131	9.373	9.370	0.003	97	132304	50.0	51.0	
83 Ethylbenzene	106	9.396	9.394	0.002	98	197561	50.0	47.4	
84 m-Xylene & p-Xylene	106	9.491	9.500	-0.009	99	240329	50.0	47.0	
85 o-Xylene	106	9.834	9.832	0.002	93	237414	50.0	47.8	
86 Styrene	104	9.834	9.843	-0.009	90	422135	50.0	49.4	
87 Bromoform	173	9.988	9.985	0.003	96	64641	50.0	53.6	
88 Isopropylbenzene	105	10.142	10.139	0.003	96	575823	50.0	47.0	
90 1,1,2,2-Tetrachloroethane	83	10.378	10.388	-0.010	95	119111	50.0	49.4	
91 Bromobenzene	156	10.390	10.400	-0.010	98	146612	50.0	49.9	
92 1,2,3-Trichloropropane	110	10.426	10.423	0.003	83	37408	50.0	50.3	
93 trans-1,4-Dichloro-2-buten	53	10.426	10.435	-0.009	85	40528	50.0	44.7	
94 N-Propylbenzene	120	10.497	10.494	0.003	99	163563	50.0	45.0	
95 2-Chlorotoluene	126	10.568	10.565	0.003	97	142195	50.0	46.7	
96 1,3,5-Trimethylbenzene	105	10.639	10.636	0.003	96	468144	50.0	44.6	
97 4-Chlorotoluene	126	10.651	10.648	0.003	98	147116	50.0	46.4	
98 tert-Butylbenzene	119	10.911	10.920	-0.009	94	440413	50.0	45.4	
100 1,2,4-Trimethylbenzene	105	10.958	10.956	0.002	94	484564	50.0	44.9	

Compound	Sig	RT (min.)	Exp RT (min.)	Dlt RT (min.)	Q	Response	Cal Amt ug/l	OnCol Amt ug/l	Flags
101 sec-Butylbenzene	105	11.100	11.098	0.002	94	567577	50.0	43.4	
102 1,3-Dichlorobenzene	146	11.195	11.192	0.003	98	265815	50.0	47.2	
103 4-Isopropyltoluene	119	11.219	11.228	-0.009	97	506325	50.0	43.8	
104 1,4-Dichlorobenzene	146	11.266	11.263	0.003	95	269076	50.0	46.9	
108 1,2-Dichlorobenzene	146	11.574	11.571	0.003	97	247123	50.0	46.7	
107 n-Butylbenzene	91	11.562	11.571	-0.009	98	416066	50.0	41.0	
109 1,2-Dibromo-3-Chloropropan	157	12.224	12.222	0.002	87	21904	50.0	53.0	
112 1,2,4-Trichlorobenzene	180	12.923	12.920	0.002	95	161690	50.0	45.8	
113 Hexachlorobutadiene	225	13.076	13.074	0.002	99	66814	50.0	41.8	
114 Naphthalene	128	13.124	13.121	0.003	97	395697	50.0	47.9	
115 1,2,3-Trichlorobenzene	180	13.313	13.322	-0.009	97	151723	50.0	47.0	
S 134 Xylenes, Total	106				0		100.0	94.8	
S 154 Total BTEX	1				0		250.0	239.4	
S 135 Trihalomethanes, Total	1				0		200.0	203.1	

Reagents:

VMFASAW_00304	Amount Added:	5.00	Units: uL		
VMFASPW_00325	Amount Added:	5.00	Units: uL		
VMFASGW_00334	Amount Added:	2.00	Units: uL		
vm150ss_00017	Amount Added:	1.00	Units: uL	Run Reagent	
vm150is_00155	Amount Added:	1.00	Units: uL	Run Reagent	
vmDist_H2o_00159	Amount Added:	0.00	Units:	Run Reagent	
vm40ml_vials_00014	Amount Added:	0.00	Units:	Run Reagent	

Report Date: 18-Nov-2019 09:57:20 Chrom Revision: 2.3 09-Oct-2019 11:13:36

Eurofins TestAmerica, Canton

Data File: \\chromna\Canton\ChromData\A3UX18\20191115-93220.b\181411.D

Injection Date:	15-Nov-2019 19:28:30	Instrument ID:	A3UX18	Operator ID:	002808
Lims ID:	ICV			Worklist Smp#:	12
Client ID:					
Purge Vol:	5.000 mL	Dil. Factor:	1.0000	ALS Bottle#:	11
Method:	8260_18	Limit Group:	MSV 8260B ICAL		

Column: DB-624 (0.18 mm)

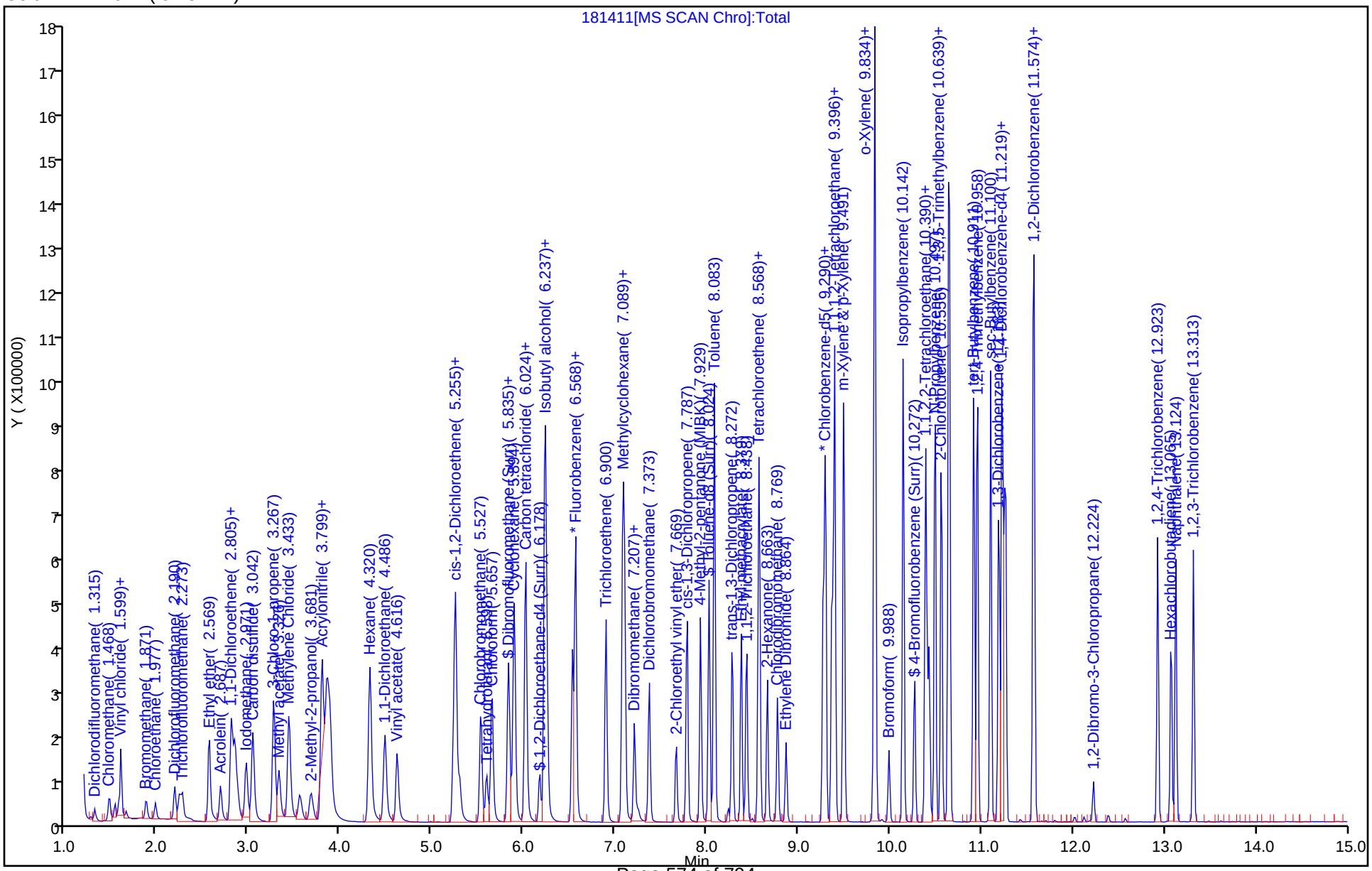

FORM VII
GC/MS VOA CONTINUING CALIBRATION DATA

Lab Name: Eurofins TestAmerica, Canton Job No.: 240-123986-1

SDG No.:

Lab Sample ID: ICV 240-411419/13 Calibration Date: 11/18/2019 16:28

Instrument ID: A3UX18 Calib Start Date: 11/15/2019 15:42

GC Column: DB-624 ID: 0.18(mm) Calib End Date: 11/15/2019 19:02

Lab File ID: 181426.D Conc. Units: ng/uL Heated Purge: (Y/N) Y

ANALYTE	CURVE TYPE	AVE RRF	RRF	MIN RRF	CALC AMOUNT	SPIKE AMOUNT	%D	MAX %D
Dibromofluoromethane (Surr)	Ave	0.2342	0.2188		0.0280	0.0300	-6.6	50.0
1,2-Dichloroethane-d4 (Surr)	Ave	0.2848	0.2728		0.0287	0.0300	-4.2	50.0
Toluene-d8 (Surr)	Ave	1.223	1.246		0.0306	0.0300	1.9	50.0
4-Bromofluorobenzene (Surr)	Ave	1.057	0.996		0.0283	0.0300	-5.8	50.0

Eurofins TestAmerica, Canton
Target Compound Quantitation Report

Data File: \\chromna\Canton\ChromData\A3UX18\20191118-93277.b\181426.D
Lims ID: icv
Client ID:
Sample Type: ICV
Inject. Date: 18-Nov-2019 16:28:30 ALS Bottle#: 12 Worklist Smp#: 13
Purge Vol: 5.000 mL Dil. Factor: 1.0000
Sample Info: icv
Misc. Info.: 240-0093277-013
Operator ID: 002808 Instrument ID: A3UX18
Sublist:

Method: \\chromna\Canton\ChromData\A3UX18\20191118-93277.b\8260_18.m
Limit Group: MSV 8260B ICAL
Last Update: 19-Nov-2019 10:58:39 Calib Date: 18-Nov-2019 16:03:30
Integrator: RTE ID Type: Deconvolution ID
Quant Method: Internal Standard Quant By: Initial Calibration
Last ICal File: \\chromna\Canton\ChromData\A3UX18\20191118-93277.b\181425.D

Column 1 : DB-624 (0.18 mm) Det: MS SCAN
Process Host: CTX0318

First Level Reviewer: macenczaks Date: 19-Nov-2019 10:52:53

Compound	Sig	RT (min.)	Exp RT (min.)	Dlt RT (min.)	Q	Response	Cal Amt ug/l	OnCol Amt ug/l	Flags
* 1 Fluorobenzene	96	6.533	6.529	0.004	100	328072	30.0	30.0	
* 2 Chlorobenzene-d5	117	9.278	9.274	0.004	98	249169	30.0	30.0	
* 3 1,4-Dichlorobenzene-d4	152	11.242	11.239	0.004	96	111544	30.0	30.0	
$ 4 Dibromofluoromethane (Surr	113	5.835	5.832	0.003	92	71785	30.0	28.0	
$ 5 1,2-Dichloroethane-d4 (Sur	65	6.178	6.175	0.003	98	89504	30.0	28.7	
$ 6 Toluene-d8 (Surr)	98	8.024	8.021	0.003	94	310398	30.0	30.6	
$ 7 4-Bromofluorobenzene (Surr	95	10.272	10.270	0.002	0	111114	30.0	28.3	
25 Acetonitrile	41	3.232	3.228	0.004	99	142279	500.0	464.2	
35 2-Chloro-1,3-butadiene	53	4.628	4.624	0.004	94	274115	50.0	50.3	
37 Isopropyl ether	87	4.663	4.659	0.004	95	139641	50.0	50.6	
38 Tert-butyl ethyl ether	59	5.137	5.133	0.004	99	421883	50.0	49.4	
42 Propionitrile	54	5.350	5.346	0.004	99	171285	500.0	500.3	
43 Ethyl acetate	43	5.409	5.417	-0.008	100	283919	100.0	100.9	
45 Methacrylonitrile	41	5.539	5.535	0.004	96	912590	500.0	497.4	
156 Isooctane	57	6.355	6.363	-0.008	100	614042	50.0	50.7	
55 Tert-amyl methyl ether	73	6.391	6.399	-0.008	98	343266	50.0	50.8	
57 n-Butanol	56	6.888	6.884	0.004	90	100026	1250.0	1233.9	
59 Ethyl acrylate	55	7.042	7.038	0.004	99	194944	50.0	48.2	
64 Methyl methacrylate	41	7.255	7.251	0.004	94	305415	100.0	104.4	
67 2-Nitropropane	43	7.574	7.570	0.004	98	90025	100.0	95.1	
79 n-Butyl acetate	43	8.781	8.777	0.004	99	250612	50.0	51.0	
111 1-Chlorohexane	91	9.290	9.286	0.004	95	198652	50.0	50.0	
89 Cyclohexanone	55	10.213	10.209	0.004	97	47477	500.0	522.5	
99 Pentachloroethane	167	10.935	10.931	0.004	96	150315	100.0	104.5	
105 1,2,3-Trimethylbenzene	105	11.313	11.310	0.003	99	569566	50.0	51.9	
106 Benzyl chloride	126	11.373	11.381	-0.007	100	45995	50.0	46.5	
110 1,3,5-Trichlorobenzene	180	12.414	12.410	0.004	97	195827	50.0	50.0	
116 2-Methylnaphthalene	142	13.999	13.996	0.003	93	534599	100.0	92.7	
155 1-Methylnaphthalene	142	14.141	14.138	0.003	100	460398	100.0	92.9	

Reagents:

VMFASA9W_00254	Amount Added:	5.00	Units: uL	
vm150ss_00017	Amount Added:	1.00	Units: uL	Run Reagent
vm150is_00155	Amount Added:	1.00	Units: uL	Run Reagent
vmDist_H2o_00159	Amount Added:	0.00	Units:	Run Reagent
vm40ml_vials_00014	Amount Added:	0.00	Units:	Run Reagent

Report Date: 19-Nov-2019 10:58:41 Chrom Revision: 2.3 09-Oct-2019 11:13:36

Eurofins TestAmerica, Canton

Data File: \\chromna\Canton\ChromData\A3UX18\20191118-93277.b\181426.D

Injection Date:	18-Nov-2019 16:28:30	Instrument ID:	A3UX18	Operator ID:	002808
Lims ID:	icv			Worklist Smp#:	13
Client ID:					
Purge Vol:	5.000 mL	Dil. Factor:	1.0000	ALS Bottle#:	12
Method:	8260_18	Limit Group:	MSV 8260B ICAL		

Column: DB-624 (0.18 mm)

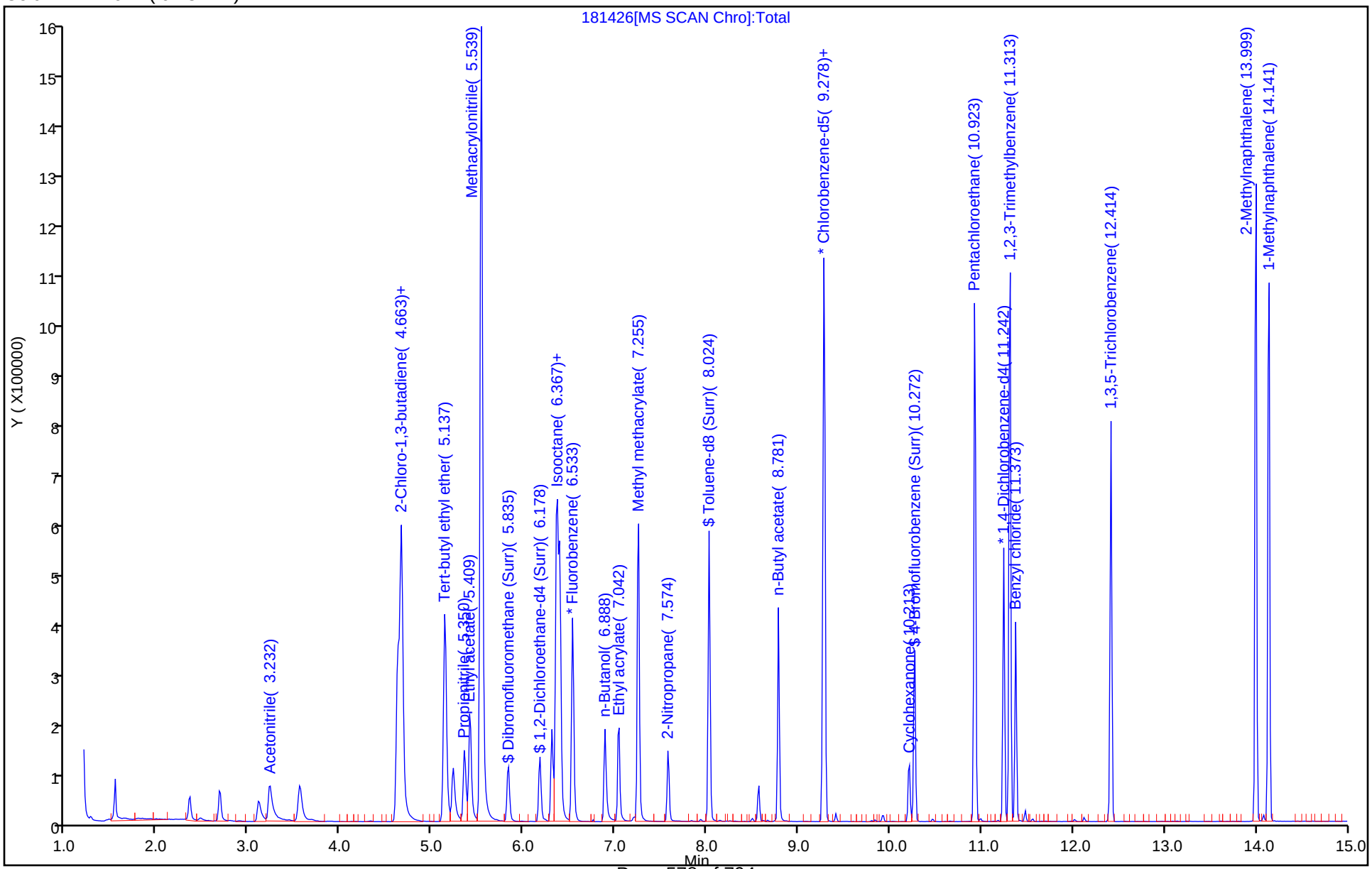

FORM VII
GC/MS VOA CONTINUING CALIBRATION DATA

Lab Name: Eurofins TestAmerica, Canton Job No.: 240-123986-1

SDG No.:

Lab Sample ID: ICV 240-411419/13 Calibration Date: 11/18/2019 16:28

Instrument ID: A3UX18 Calib Start Date: 11/18/2019 12:42

GC Column: DB-624 ID: 0.18(mm) Calib End Date: 11/18/2019 16:03

Lab File ID: 181426.D Conc. Units: ng/uL Heated Purge: (Y/N) Y

ANALYTE	CURVE TYPE	AVE RRF	RRF	MIN RRF	CALC AMOUNT	SPIKE AMOUNT	%D	MAX %D
Acetonitrile	Ave	0.0280	0.0260		0.464	0.500	-7.2	50.0
2-Chloro-1,3-butadiene	Ave	0.4985	0.5013		0.0503	0.0500	0.6	50.0
Diisopropyl ether	Ave	0.2526	0.2554		0.0506	0.0500	1.1	50.0
Ethyl tert-butyl ether	Ave	0.7810	0.7716		0.0494	0.0500	-1.2	50.0
Propionitrile	Ave	0.0313	0.0313		0.500	0.500	0.0	50.0
Ethyl acetate	Ave	0.2574	0.2596		0.101	0.100	0.9	50.0
Methacrylonitrile	Ave	0.1678	0.1669		0.497	0.500	-0.5	50.0
Tert-amyl methyl ether	Ave	0.6185	0.6278		0.0508	0.0500	1.5	50.0
n-Butanol	Ave	0.0098	0.0096		1.23	1.25	-1.3	50.0
Ethyl acrylate	Ave	0.3695	0.3565		0.0482	0.0500	-3.5	50.0
Methyl methacrylate	Ave	0.2674	0.2793		0.104	0.100	4.4	50.0
2-Nitropropane	Ave	0.0866	0.0823		0.0951	0.100	-4.9	50.0
n-Butyl acetate	Ave	0.5917	0.6035		0.0510	0.0500	2.0	50.0
1-Chlorohexane	Ave	0.4784	0.4784		0.0500	0.0500	-0.0	50.0
Cyclohexanone	Ave	0.0109	0.0114		0.523	0.500	4.5	50.0
Pentachloroethane	Ave	0.1733	0.1810		0.104	0.100	4.5	50.0
1,2,3-Trimethylbenzene	Ave	2.953	3.064		0.0519	0.0500	3.7	50.0
Benzyl chloride	Qua		0.1108		0.0465	0.0500	-7.0	50.0
1,3,5-Trichlorobenzene	Ave	1.054	1.053		0.0500	0.0500	-0.0	50.0
2-Methylnaphthalene	Ave	1.552	1.438		0.0927	0.100	-7.3	50.0

Eurofins TestAmerica, Canton
Target Compound Quantitation Report

Data File: \\chromna\Canton\ChromData\A3UX18\20191118-93277.b\181426.D
Lims ID: icv
Client ID:
Sample Type: ICV
Inject. Date: 18-Nov-2019 16:28:30 ALS Bottle#: 12 Worklist Smp#: 13
Purge Vol: 5.000 mL Dil. Factor: 1.0000
Sample Info: icv
Misc. Info.: 240-0093277-013
Operator ID: 002808 Instrument ID: A3UX18
Sublist:

Method: \\chromna\Canton\ChromData\A3UX18\20191118-93277.b\8260_18.m
Limit Group: MSV 8260B ICAL
Last Update: 19-Nov-2019 10:58:39 Calib Date: 18-Nov-2019 16:03:30
Integrator: RTE ID Type: Deconvolution ID
Quant Method: Internal Standard Quant By: Initial Calibration
Last ICal File: \\chromna\Canton\ChromData\A3UX18\20191118-93277.b\181425.D

Column 1 : DB-624 (0.18 mm) Det: MS SCAN
Process Host: CTX0318

First Level Reviewer: macenczaks Date: 19-Nov-2019 10:52:53

Compound	Sig	RT (min.)	Exp RT (min.)	Dlt RT (min.)	Q	Response	Cal Amt ug/l	OnCol Amt ug/l	Flags
* 1 Fluorobenzene	96	6.533	6.529	0.004	100	328072	30.0	30.0	
* 2 Chlorobenzene-d5	117	9.278	9.274	0.004	98	249169	30.0	30.0	
* 3 1,4-Dichlorobenzene-d4	152	11.242	11.239	0.004	96	111544	30.0	30.0	
$ 4 Dibromofluoromethane (Surr	113	5.835	5.832	0.003	92	71785	30.0	28.0	
$ 5 1,2-Dichloroethane-d4 (Sur	65	6.178	6.175	0.003	98	89504	30.0	28.7	
$ 6 Toluene-d8 (Surr)	98	8.024	8.021	0.003	94	310398	30.0	30.6	
$ 7 4-Bromofluorobenzene (Surr	95	10.272	10.270	0.002	0	111114	30.0	28.3	
25 Acetonitrile	41	3.232	3.228	0.004	99	142279	500.0	464.2	
35 2-Chloro-1,3-butadiene	53	4.628	4.624	0.004	94	274115	50.0	50.3	
37 Isopropyl ether	87	4.663	4.659	0.004	95	139641	50.0	50.6	
38 Tert-butyl ethyl ether	59	5.137	5.133	0.004	99	421883	50.0	49.4	
42 Propionitrile	54	5.350	5.346	0.004	99	171285	500.0	500.3	
43 Ethyl acetate	43	5.409	5.417	-0.008	100	283919	100.0	100.9	
45 Methacrylonitrile	41	5.539	5.535	0.004	96	912590	500.0	497.4	
156 Isooctane	57	6.355	6.363	-0.008	100	614042	50.0	50.7	
55 Tert-amyl methyl ether	73	6.391	6.399	-0.008	98	343266	50.0	50.8	
57 n-Butanol	56	6.888	6.884	0.004	90	100026	1250.0	1233.9	
59 Ethyl acrylate	55	7.042	7.038	0.004	99	194944	50.0	48.2	
64 Methyl methacrylate	41	7.255	7.251	0.004	94	305415	100.0	104.4	
67 2-Nitropropane	43	7.574	7.570	0.004	98	90025	100.0	95.1	
79 n-Butyl acetate	43	8.781	8.777	0.004	99	250612	50.0	51.0	
111 1-Chlorohexane	91	9.290	9.286	0.004	95	198652	50.0	50.0	
89 Cyclohexanone	55	10.213	10.209	0.004	97	47477	500.0	522.5	
99 Pentachloroethane	167	10.935	10.931	0.004	96	150315	100.0	104.5	
105 1,2,3-Trimethylbenzene	105	11.313	11.310	0.003	99	569566	50.0	51.9	
106 Benzyl chloride	126	11.373	11.381	-0.007	100	45995	50.0	46.5	
110 1,3,5-Trichlorobenzene	180	12.414	12.410	0.004	97	195827	50.0	50.0	
116 2-Methylnaphthalene	142	13.999	13.996	0.003	93	534599	100.0	92.7	
155 1-Methylnaphthalene	142	14.141	14.138	0.003	100	460398	100.0	92.9	

Reagents:

VMFASA9W_00254	Amount Added:	5.00	Units: uL	
vm150ss_00017	Amount Added:	1.00	Units: uL	Run Reagent
vm150is_00155	Amount Added:	1.00	Units: uL	Run Reagent
vmDist_H2o_00159	Amount Added:	0.00	Units:	Run Reagent
vm40ml_vials_00014	Amount Added:	0.00	Units:	Run Reagent

Report Date: 19-Nov-2019 10:58:41 Chrom Revision: 2.3 09-Oct-2019 11:13:36

Eurofins TestAmerica, Canton

Data File: \\chromna\Canton\ChromData\A3UX18\20191118-93277.b\181426.D

Injection Date:	18-Nov-2019 16:28:30	Instrument ID:	A3UX18	Operator ID:	002808
Lims ID:	icv			Worklist Smp#:	13
Client ID:					
Purge Vol:	5.000 mL	Dil. Factor:	1.0000	ALS Bottle#:	12
Method:	8260_18	Limit Group:	MSV 8260B ICAL		

Column: DB-624 (0.18 mm)

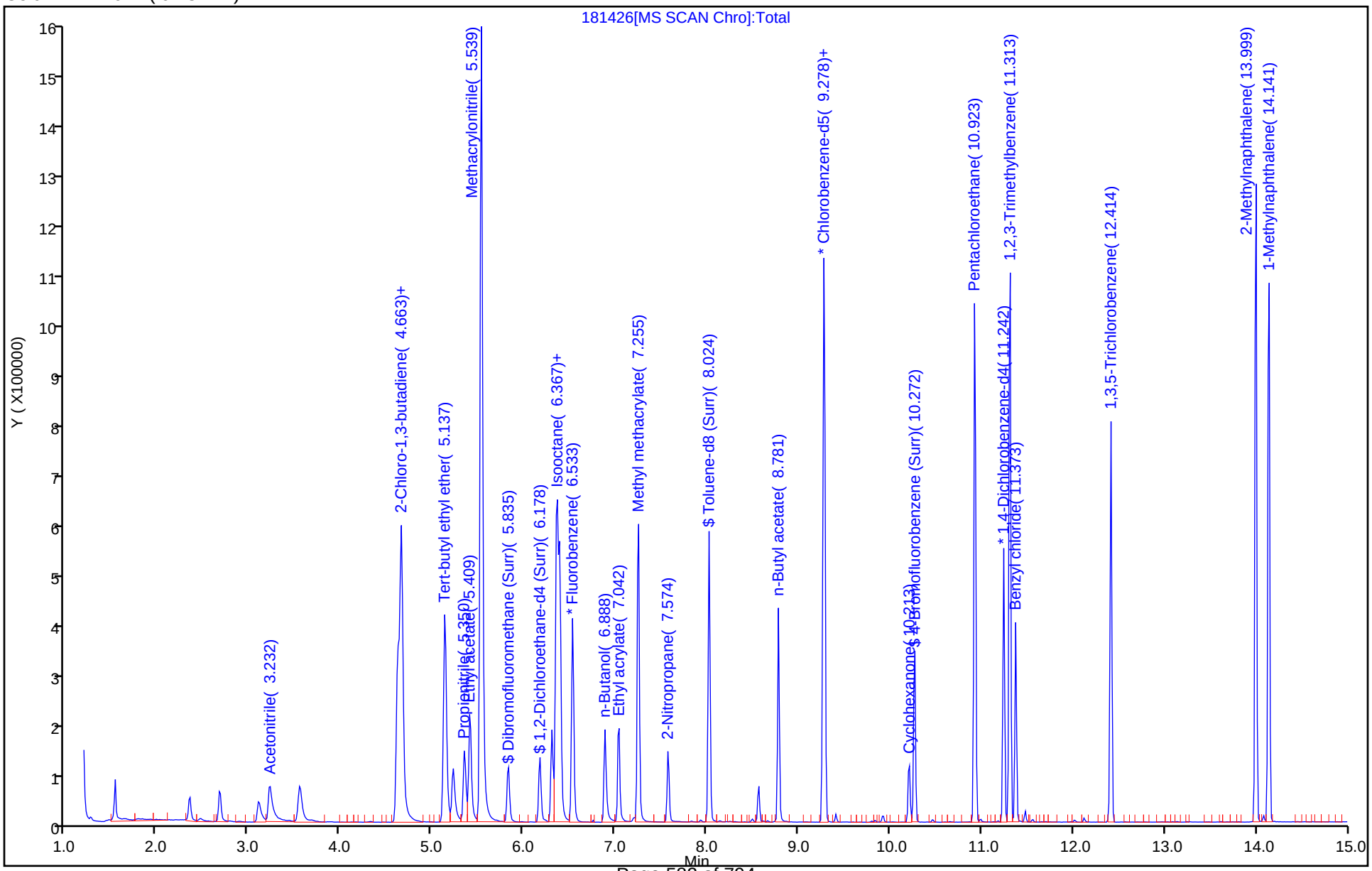

FORM VII
GC/MS VOA CONTINUING CALIBRATION DATA

Lab Name: Eurofins TestAmerica, Canton Job No.: 240-123986-1

SDG No.:

Lab Sample ID: CCVIS 240-417275/3 Calibration Date: 12/26/2019 12:36

Instrument ID: A3UX18 Calib Start Date: 11/15/2019 15:42

GC Column: DB-624 ID: 0.18(mm) Calib End Date: 11/15/2019 19:02

Lab File ID: 181733.D Conc. Units: ng/uL Heated Purge: (Y/N) Y

ANALYTE	CURVE TYPE	AVE RRF	RRF	MIN RRF	CALC AMOUNT	SPIKE AMOUNT	%D	MAX %D
Dichlorodifluoromethane	Ave	0.2323	0.2464		0.0212	0.0200	6.0	50.0
Chloromethane	Ave	0.3356	0.2487	0.1000	0.0148	0.0200	-25.9	50.0
Vinyl chloride	Ave	0.2433	0.2525		0.0208	0.0200	3.8	20.0
Butadiene	Ave	0.3147	0.3244		0.0206	0.0200	3.1	50.0
Bromomethane	Ave	0.1704	0.1464		0.0172	0.0200	-14.1	50.0
Chloroethane	Ave	0.1566	0.1447		0.0185	0.0200	-7.6	50.0
Dichlorofluoromethane	Ave	0.3811	0.3398		0.0178	0.0200	-10.8	50.0
Trichlorofluoromethane	Ave	0.3253	0.3142		0.0193	0.0200	-3.4	50.0
Ethyl ether	Ave	0.2380	0.2341		0.0492	0.0500	-1.6	50.0
Acrolein	Ave	0.0369	0.0279		0.189	0.250	-24.4	50.0
1,1-Dichloroethene	Ave	0.2001	0.2099		0.0525	0.0500	4.9	20.0
1,1,2-Trichlorotrifluoroethane	Ave	0.1469	0.1577		0.0537	0.0500	7.4	50.0
Acetone	Lin1		0.0696		0.114	0.100	14.1	50.0
Iodomethane	Ave	0.3422	0.3819		0.0558	0.0500	11.6	50.0
Carbon disulfide	Ave	0.6741	0.6897		0.0512	0.0500	2.3	50.0
3-Chloro-1-propene	Ave	0.1558	0.1461		0.0469	0.0500	-6.2	50.0
Methyl acetate	Ave	0.1745	0.1606		0.0920	0.100	-8.0	50.0
Methylene Chloride	Ave	0.2554	0.2495		0.0489	0.0500	-2.3	50.0
tert-Butyl alcohol	Ave	0.0224	0.0205		0.457	0.500	-8.6	50.0
Acrylonitrile	Ave	0.0782	0.0734		0.469	0.500	-6.1	50.0
trans-1,2-Dichloroethene	Ave	0.2466	0.2577		0.0523	0.0500	4.5	50.0
Methyl tert-butyl ether	Ave	0.6098	0.5123		0.0420	0.0500	-16.0	50.0
Hexane	Ave	0.0747	0.0808		0.0541	0.0500	8.2	20.0
1,1-Dichloroethane	Ave	0.4960	0.4884	0.1000	0.0492	0.0500	-1.5	50.0
Vinyl acetate	Ave	0.0423	0.0435		0.0515	0.0500	3.0	50.0
2,2-Dichloropropane	Ave	0.0638	0.0568		0.0445	0.0500	-10.9	50.0
cis-1,2-Dichloroethene	Ave	0.2835	0.2856		0.0504	0.0500	0.7	50.0
2-Butanone (MEK)	Ave	0.1065	0.1036		0.0972	0.100	-2.8	50.0
Bromochloromethane	Ave	0.1279	0.1350		0.0528	0.0500	5.5	50.0
Tetrahydrofuran	Ave	0.0740	0.0707		0.0955	0.100	-4.5	50.0
Chloroform	Ave	0.4464	0.4401		0.0493	0.0500	-1.4	20.0
1,1,1-Trichloroethane	Ave	0.3697	0.3501		0.0474	0.0500	-5.3	50.0
Cyclohexane	Ave	0.5338	0.4934		0.0462	0.0500	-7.6	50.0
1,1-Dichloropropene	Ave	0.3549	0.3543		0.0499	0.0500	-0.2	50.0
Carbon tetrachloride	Ave	0.3214	0.3115		0.0485	0.0500	-3.1	50.0
Isobutyl alcohol	Ave	0.0114	0.0106		1.17	1.25	-6.6	50.0
Benzene	Ave	1.026	1.051		0.0512	0.0500	2.4	50.0
1,2-Dichloroethane	Ave	0.3807	0.3851		0.0506	0.0500	1.1	50.0
n-Heptane	Ave	0.0902	0.0980		0.0543	0.0500	8.6	50.0
Trichloroethene	Ave	0.2577	0.2855		0.0554	0.0500	10.8	50.0

FORM VII
GC/MS VOA CONTINUING CALIBRATION DATA

Lab Name: Eurofins TestAmerica, Canton Job No.: 240-123986-1

SDG No.:

Lab Sample ID: CCVIS 240-417275/3 Calibration Date: 12/26/2019 12:36

Instrument ID: A3UX18 Calib Start Date: 11/15/2019 15:42

GC Column: DB-624 ID: 0.18(mm) Calib End Date: 11/15/2019 19:02

Lab File ID: 181733.D Conc. Units: ng/uL Heated Purge: (Y/N) Y

ANALYTE	CURVE TYPE	AVE RRF	RRF	MIN RRF	CALC AMOUNT	SPIKE AMOUNT	%D	MAX %D
Methylcyclohexane	Ave	0.4601	0.4762		0.0518	0.0500	3.5	50.0
1,2-Dichloropropane	Ave	0.2881	0.2834		0.0492	0.0500	-1.6	20.0
Dibromomethane	Ave	0.1327	0.1425		0.0537	0.0500	7.4	50.0
1,4-Dioxane	Ave	0.0018	0.0019		1.07	1.00	6.8	50.0
Bromodichloromethane	Ave	0.3265	0.3187		0.0488	0.0500	-2.4	50.0
2-Chloroethyl vinyl ether	Ave	0.1190	0.0907		0.0762	0.100	-23.8	50.0
cis-1,3-Dichloropropene	Ave	0.4162	0.4190		0.0503	0.0500	0.7	50.0
4-Methyl-2-pentanone (MIBK)	Ave	0.3166	0.3192		0.101	0.100	0.8	50.0
Toluene	Ave	1.481	1.587		0.0536	0.0500	7.2	20.0
trans-1,3-Dichloropropene	Ave	0.4783	0.4899		0.0512	0.0500	2.4	50.0
Ethyl methacrylate	Ave	0.4153	0.4260		0.0513	0.0500	2.6	50.0
1,1,2-Trichloroethane	Ave	0.2602	0.2801		0.0538	0.0500	7.7	50.0
Tetrachloroethene	Ave	0.2377	0.2939		0.0618	0.0500	23.6	50.0
1,3-Dichloropropane	Ave	0.4754	0.5111		0.0538	0.0500	7.5	50.0
2-Hexanone	Ave	0.2144	0.2242		0.105	0.100	4.6	50.0
Chlorodibromomethane	Ave	0.2840	0.3037		0.0535	0.0500	7.0	50.0
1,2-Dibromoethane	Ave	0.2458	0.2704		0.0550	0.0500	10.0	50.0
Chlorobenzene	Ave	0.9485	1.025	0.3000	0.0540	0.0500	8.1	50.0
1,1,1,2-Tetrachloroethane	Ave	0.3124	0.3398		0.0544	0.0500	8.8	50.0
Ethylbenzene	Ave	0.5013	0.5607		0.0559	0.0500	11.9	20.0
m-Xylene & p-Xylene	Ave	0.6152	0.6779		0.0551	0.0500	10.2	50.0
o-Xylene	Ave	0.5978	0.6578		0.0550	0.0500	10.0	50.0
Styrene	Ave	1.029	1.113		0.0541	0.0500	8.1	50.0
Bromoform	Ave	0.1451	0.1449	0.1000	0.0499	0.0500	-0.2	50.0
Isopropylbenzene	Ave	1.475	1.656		0.0561	0.0500	12.3	50.0
1,1,2,2-Tetrachloroethane	Ave	0.6443	0.6308	0.3000	0.0489	0.0500	-2.1	50.0
Bromobenzene	Ave	0.7839	0.8530		0.0544	0.0500	8.8	50.0
1,2,3-Trichloropropane	Ave	0.1985	0.2098		0.0528	0.0500	5.7	50.0
trans-1,4-Dichloro-2-butene	Ave	0.2419	0.1705		0.0352	0.0500	-29.5	50.0
N-Propylbenzene	Ave	0.9714	1.028		0.0529	0.0500	5.8	50.0
2-Chlorotoluene	Ave	0.8133	0.8431		0.0518	0.0500	3.7	50.0
1,3,5-Trimethylbenzene	Ave	2.800	2.896		0.0517	0.0500	3.4	50.0
4-Chlorotoluene	Ave	0.8471	0.8959		0.0529	0.0500	5.8	50.0
tert-Butylbenzene	Ave	2.590	2.650		0.0512	0.0500	2.3	50.0
1,2,4-Trimethylbenzene	Ave	2.883	2.937		0.0509	0.0500	1.9	50.0
sec-Butylbenzene	Ave	3.493	3.664		0.0524	0.0500	4.9	50.0
1,3-Dichlorobenzene	Ave	1.504	1.602		0.0533	0.0500	6.5	50.0
4-Isopropyltoluene	Ave	3.088	3.241		0.0525	0.0500	4.9	50.0
1,4-Dichlorobenzene	Ave	1.531	1.614		0.0527	0.0500	5.4	50.0
1,2-Dichlorobenzene	Ave	1.414	1.494		0.0528	0.0500	5.7	50.0
n-Butylbenzene	Ave	2.709	2.809		0.0519	0.0500	3.7	50.0

FORM VII
GC/MS VOA CONTINUING CALIBRATION DATA

Lab Name: Eurofins TestAmerica, Canton Job No.: 240-123986-1

SDG No.:

Lab Sample ID: CCVIS 240-417275/3 Calibration Date: 12/26/2019 12:36

Instrument ID: A3UX18 Calib Start Date: 11/15/2019 15:42

GC Column: DB-624 ID: 0.18(mm) Calib End Date: 11/15/2019 19:02

Lab File ID: 181733.D Conc. Units: ng/uL Heated Purge: (Y/N) Y

ANALYTE	CURVE TYPE	AVE RRF	RRF	MIN RRF	CALC AMOUNT	SPIKE AMOUNT	%D	MAX %D
1,2-Dibromo-3-Chloropropane	Ave	0.1104	0.1025		0.0464	0.0500	-7.2	50.0
1,2,4-Trichlorobenzene	Ave	0.9424	1.015		0.0539	0.0500	7.7	50.0
Hexachlorobutadiene	Ave	0.4263	0.4913		0.0576	0.0500	15.3	50.0
Naphthalene	Ave	2.207	2.113		0.0479	0.0500	-4.2	50.0
1,2,3-Trichlorobenzene	Ave	0.8621	0.9274		0.0538	0.0500	7.6	50.0
Dibromofluoromethane (Surr)	Ave	0.2342	0.2103		0.0269	0.0300	-10.2	50.0
1,2-Dichloroethane-d4 (Surr)	Ave	0.2848	0.2305		0.0243	0.0300	-19.1	50.0
Toluene-d8 (Surr)	Ave	1.223	1.228		0.0301	0.0300	0.4	50.0
4-Bromofluorobenzene (Surr)	Ave	1.057	0.9348		0.0265	0.0300	-11.6	50.0

Eurofins TestAmerica, Canton
Target Compound Quantitation Report

Data File: \\chromna\Canton\ChromData\A3UX18\20191226-94559.b\181733.D
Lims ID: ccvis
Client ID:
Sample Type: CCVIS
Inject. Date: 26-Dec-2019 12:36:30 ALS Bottle#: 2 Worklist Smp#: 3
Purge Vol: 5.000 mL Dil. Factor: 1.0000
Sample Info: ccvis
Misc. Info.: 240-0094559-003
Operator ID: 002808 Instrument ID: A3UX18
Sublist: chrom-8260_18*sub32

Method: \\chromna\Canton\ChromData\A3UX18\20191226-94559.b\8260_18.m
Limit Group: MSV 8260B ICAL
Last Update: 27-Dec-2019 10:27:13 Calib Date: 18-Nov-2019 16:03:30
Integrator: RTE ID Type: Deconvolution ID
Quant Method: Internal Standard Quant By: Initial Calibration
Last ICal File: \\chromna\Canton\ChromData\A3UX18\20191118-93277.b\181425.D

Column 1 : DB-624 (0.18 mm) Det: MS SCAN
Process Host: CTX0335

First Level Reviewer: macenczaks Date: 26-Dec-2019 12:55:51

Compound	Sig	RT (min.)	Exp RT (min.)	Dlt RT (min.)	Q	Response	Cal Amt ug/l	OnCol Amt ug/l	Flags
* 1 Fluorobenzene	96	6.530	6.530	0.000	100	314142	30.0	30.0	
* 2 Chlorobenzene-d5	117	9.275	9.275	0.000	96	227015	30.0	30.0	
* 3 1,4-Dichlorobenzene-d4	152	11.239	11.239	0.000	98	108030	30.0	30.0	
$ 4 Dibromofluoromethane (Surr	113	5.832	5.832	0.000	92	66065	30.0	26.9	
$ 5 1,2-Dichloroethane-d4 (Sur	65	6.175	6.175	0.000	98	72419	30.0	24.3	
$ 6 Toluene-d8 (Surr)	98	8.021	8.021	0.000	94	278732	30.0	30.1	
$ 7 4-Bromofluorobenzene (Surr	95	10.269	10.269	0.000	0	100990	30.0	26.5	
9 Dichlorodifluoromethane	85	1.312	1.312	0.000	99	51597	20.0	21.2	
10 Chloromethane	50	1.466	1.466	0.000	100	52084	20.0	14.8	
11 Vinyl chloride	62	1.584	1.584	0.000	99	52875	20.0	20.8	
12 Butadiene	54	1.608	1.608	0.000	97	67943	20.0	20.6	
13 Bromomethane	94	1.880	1.880	0.000	93	30649	20.0	17.2	
14 Chloroethane	64	1.986	1.986	0.000	98	30295	20.0	18.5	
15 Dichlorofluoromethane	67	2.187	2.187	0.000	99	71172	20.0	17.8	
16 Trichlorofluoromethane	101	2.247	2.247	0.000	100	65807	20.0	19.3	
17 Ethyl ether	59	2.566	2.566	0.000	94	122586	50.0	49.2	
18 Acrolein	56	2.684	2.684	0.000	99	73051	250.0	189.0	
19 1,1-Dichloroethene	96	2.814	2.814	0.000	97	109898	50.0	52.5	
20 1,1,2-Trichloro-1,2,2-trif	151	2.850	2.850	0.000	95	82583	50.0	53.7	
21 Acetone	43	2.874	2.874	0.000	99	72895	100.0	114.1	
23 Iodomethane	142	2.968	2.968	0.000	99	199938	50.0	55.8	
24 Carbon disulfide	76	3.051	3.051	0.000	100	361128	50.0	51.2	
26 3-Chloro-1-propene	76	3.276	3.276	0.000	88	76517	50.0	46.9	
27 Methyl acetate	43	3.323	3.323	0.000	99	168192	100.0	92.0	
28 Methylene Chloride	84	3.442	3.442	0.000	99	130654	50.0	48.9	
29 2-Methyl-2-propanol	59	3.678	3.678	0.000	98	107250	500.0	457.2	
30 Acrylonitrile	53	3.797	3.797	0.000	98	384493	500.0	469.4	
31 trans-1,2-Dichloroethene	96	3.856	3.856	0.000	95	134908	50.0	52.3	
32 Methyl tert-butyl ether	73	3.879	3.879	0.000	99	268213	50.0	42.0	
33 Hexane	86	4.317	4.317	0.000	95	42321	50.0	54.1	

Compound	Sig	RT (min.)	Exp RT (min.)	Dlt RT (min.)	Q	Response	Cal Amt ug/l	OnCol Amt ug/l	Flags
34 1,1-Dichloroethane	63	4.483	4.483	0.000	98	255689	50.0	49.2	
36 Vinyl acetate	86	4.625	4.625	0.000	97	22790	50.0	51.5	
39 2,2-Dichloropropane	97	5.252	5.252	0.000	91	29748	50.0	44.5	
40 cis-1,2-Dichloroethene	96	5.264	5.264	0.000	88	149533	50.0	50.4	
41 2-Butanone (MEK)	43	5.299	5.299	0.000	99	108432	100.0	97.2	
44 Chlorobromomethane	128	5.536	5.536	0.000	97	70657	50.0	52.8	
46 Tetrahydrofuran	42	5.595	5.595	0.000	90	74022	100.0	95.5	
47 Chloroform	83	5.654	5.654	0.000	99	230446	50.0	49.3	
48 1,1,1-Trichloroethane	97	5.832	5.832	0.000	98	183289	50.0	47.4	
49 Cyclohexane	56	5.903	5.903	0.000	94	258347	50.0	46.2	
51 Carbon tetrachloride	117	6.021	6.021	0.000	94	163114	50.0	48.5	
50 1,1-Dichloropropene	75	6.021	6.021	0.000	91	185517	50.0	49.9	
52 Isobutyl alcohol	43	6.222	6.222	0.000	94	139171	1250.0	1168.0	
53 Benzene	78	6.234	6.234	0.000	98	550438	50.0	51.2	
54 1,2-Dichloroethane	62	6.258	6.258	0.000	98	201635	50.0	50.6	
56 n-Heptane	100	6.565	6.565	0.000	95	51294	50.0	54.3	
58 Trichloroethene	130	6.897	6.897	0.000	96	149453	50.0	55.4	
60 Methylcyclohexane	83	7.086	7.086	0.000	95	249327	50.0	51.8	
61 1,2-Dichloropropane	63	7.098	7.098	0.000	89	148388	50.0	49.2	
62 Dibromomethane	93	7.204	7.204	0.000	96	74594	50.0	53.7	
65 1,4-Dioxane	88	7.252	7.252	0.000	98	20042	1000.0	1068.0	
66 Dichlorobromomethane	83	7.370	7.370	0.000	98	166840	50.0	48.8	
68 2-Chloroethyl vinyl ether	63	7.666	7.666	0.000	93	94938	100.0	76.2	
69 cis-1,3-Dichloropropene	75	7.784	7.784	0.000	91	219398	50.0	50.3	
70 4-Methyl-2-pentanone (MIBK	43	7.926	7.926	0.000	98	241575	100.0	100.8	
71 Toluene	91	8.080	8.080	0.000	98	600624	50.0	53.6	
72 trans-1,3-Dichloropropene	75	8.281	8.281	0.000	99	185373	50.0	51.2	
73 Ethyl methacrylate	69	8.376	8.376	0.000	91	161188	50.0	51.3	
74 1,1,2-Trichloroethane	97	8.435	8.435	0.000	93	105982	50.0	53.8	
75 Tetrachloroethene	164	8.565	8.565	0.000	95	111183	50.0	61.8	
76 1,3-Dichloropropane	76	8.577	8.577	0.000	97	193381	50.0	53.8	
77 2-Hexanone	43	8.660	8.660	0.000	98	169637	100.0	104.6	
78 Chlorodibromomethane	129	8.778	8.778	0.000	91	114917	50.0	53.5	
80 Ethylene Dibromide	107	8.861	8.861	0.000	98	102293	50.0	55.0	
81 Chlorobenzene	112	9.299	9.299	0.000	95	387878	50.0	54.0	
82 1,1,1,2-Tetrachloroethane	131	9.370	9.370	0.000	95	128580	50.0	54.4	
83 Ethylbenzene	106	9.394	9.394	0.000	99	212144	50.0	55.9	
84 m-Xylene & p-Xylene	106	9.500	9.500	0.000	99	256485	50.0	55.1	
85 o-Xylene	106	9.831	9.831	0.000	98	248868	50.0	55.0	
86 Styrene	104	9.843	9.843	0.000	95	421219	50.0	54.1	
87 Bromoform	173	9.985	9.985	0.000	95	54815	50.0	49.9	
88 Isopropylbenzene	105	10.151	10.151	0.000	96	626420	50.0	56.1	
90 1,1,2,2-Tetrachloroethane	83	10.387	10.387	0.000	98	113575	50.0	48.9	
91 Bromobenzene	156	10.399	10.399	0.000	96	153585	50.0	54.4	
92 1,2,3-Trichloropropane	110	10.423	10.423	0.000	90	37766	50.0	52.8	
93 trans-1,4-Dichloro-2-buten	53	10.435	10.435	0.000	77	30695	50.0	35.2	
94 N-Propylbenzene	120	10.494	10.494	0.000	99	185007	50.0	52.9	
95 2-Chlorotoluene	126	10.565	10.565	0.000	97	151791	50.0	51.8	
96 1,3,5-Trimethylbenzene	105	10.636	10.636	0.000	95	521411	50.0	51.7	
97 4-Chlorotoluene	126	10.648	10.648	0.000	99	161310	50.0	52.9	
98 tert-Butylbenzene	119	10.920	10.920	0.000	93	477174	50.0	51.2	
100 1,2,4-Trimethylbenzene	105	10.955	10.955	0.000	94	528753	50.0	50.9	

Compound	Sig	RT (min.)	Exp RT (min.)	Dlt RT (min.)	Q	Response	Cal Amt ug/l	OnCol Amt ug/l	Flags
101 sec-Butylbenzene	105	11.097	11.097	0.000	95	659763	50.0	52.4	
102 1,3-Dichlorobenzene	146	11.192	11.192	0.000	98	288420	50.0	53.3	
103 4-Isopropyltoluene	119	11.228	11.228	0.000	97	583491	50.0	52.5	
104 1,4-Dichlorobenzene	146	11.263	11.263	0.000	93	290580	50.0	52.7	
107 n-Butylbenzene	91	11.571	11.571	0.000	98	505786	50.0	51.9	
108 1,2-Dichlorobenzene	146	11.571	11.571	0.000	94	269037	50.0	52.8	
109 1,2-Dibromo-3-Chloropropan	157	12.222	12.222	0.000	80	18458	50.0	46.4	
112 1,2,4-Trichlorobenzene	180	12.920	12.920	0.000	94	182835	50.0	53.9	
113 Hexachlorobutadiene	225	13.074	13.074	0.000	98	88459	50.0	57.6	
114 Naphthalene	128	13.121	13.121	0.000	97	380465	50.0	47.9	
115 1,2,3-Trichlorobenzene	180	13.322	13.322	0.000	95	166978	50.0	53.8	
S 134 Xylenes, Total	106				0		100.0	110.1	
S 154 Total BTEX	1				0		250.0	270.9	
S 135 Trihalomethanes, Total	1				0		200.0	201.5	

Reagents:

VMRGAS_00321	Amount Added:	2.00	Units: uL		
VMRPRIMW_00366	Amount Added:	5.00	Units: uL		
VMAROLISTDW_00326	Amount Added:	5.00	Units: uL		
vm150ss_00017	Amount Added:	1.00	Units: uL	Run Reagent	
vm40ml_vials_00014	Amount Added:	0.00	Units:	Run Reagent	
vm150is_00159	Amount Added:	1.00	Units: uL	Run Reagent	
vmDist_H2o_00162	Amount Added:	0.00	Units:	Run Reagent	

Report Date: 27-Dec-2019 10:27:14 Chrom Revision: 2.3 15-Dec-2019 06:20:02

Eurofins TestAmerica, Canton

Data File: \\chromna\Canton\ChromData\A3UX18\20191226-94559.b\181733.D

Injection Date:	26-Dec-2019 12:36:30	Instrument ID:	A3UX18	Operator ID:	002808
Lims ID:	ccvis			Worklist Smp#:	3
Client ID:					
Purge Vol:	5.000 mL	Dil. Factor:	1.0000	ALS Bottle#:	2
Method:	8260_18	Limit Group:	MSV 8260B ICAL		

Column: DB-624 (0.18 mm)

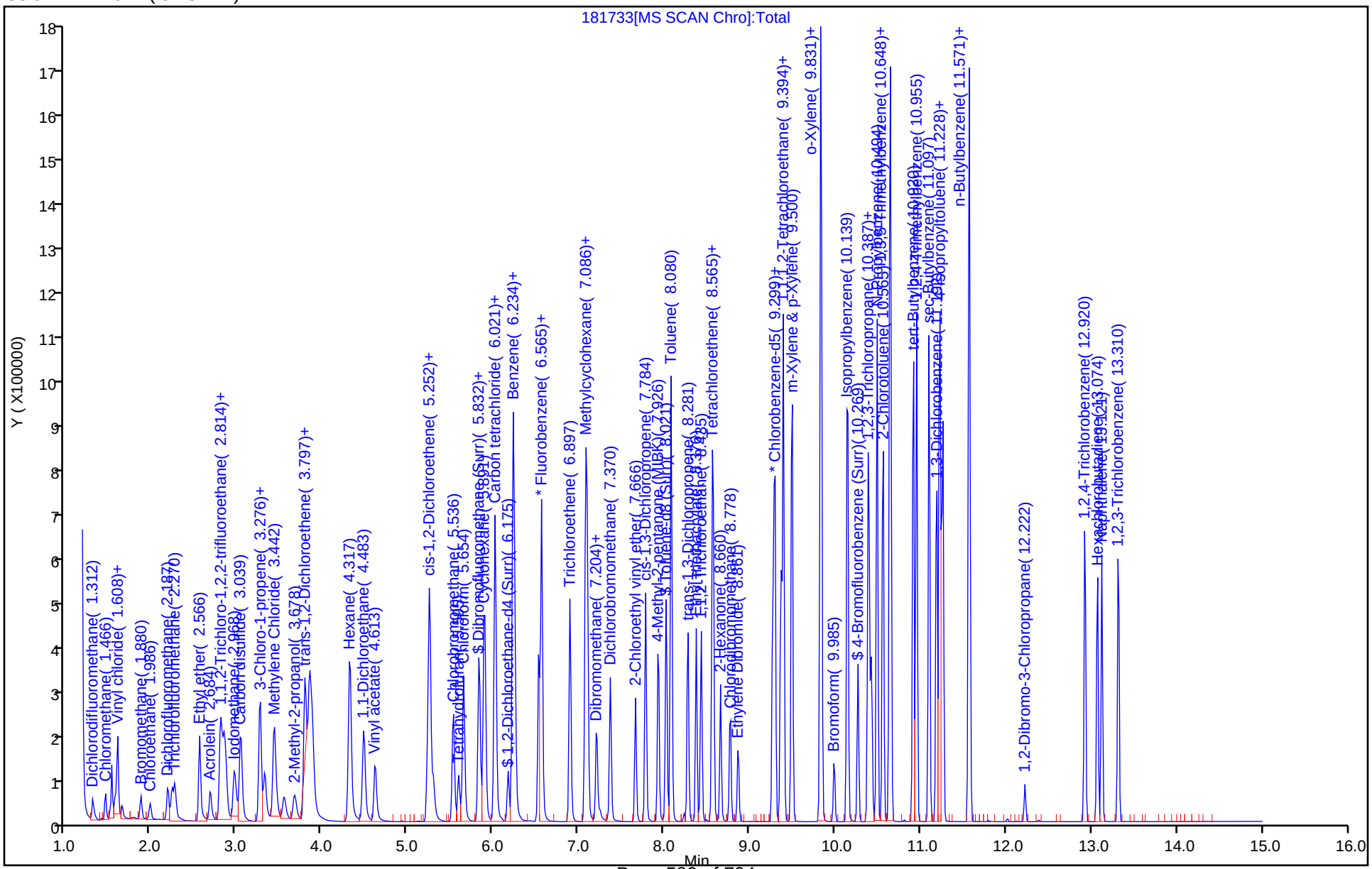

FORM VII
GC/MS VOA CONTINUING CALIBRATION DATA

Lab Name: Eurofins TestAmerica, Canton Job No.: 240-123986-1

SDG No.:

Lab Sample ID: CCV 240-417275/4 Calibration Date: 12/26/2019 13:01

Instrument ID: A3UX18 Calib Start Date: 11/18/2019 12:42

GC Column: DB-624 ID: 0.18(mm) Calib End Date: 11/18/2019 16:03

Lab File ID: 181734.D Conc. Units: ng/uL Heated Purge: (Y/N) Y

ANALYTE	CURVE TYPE	AVE RRF	RRF	MIN RRF	CALC AMOUNT	SPIKE AMOUNT	%D	MAX %D
Acetonitrile	Ave	0.0280	0.0202		0.361	0.500	-27.9	50.0
2-Chloro-1,3-butadiene	Ave	0.4985	0.4780		0.0479	0.0500	-4.1	50.0
Diisopropyl ether	Ave	0.2526	0.2509		0.0497	0.0500	-0.7	50.0
Ethyl tert-butyl ether	Ave	0.7810	0.5478		0.0351	0.0500	-29.9	50.0
Propionitrile	Ave	0.0313	0.0255		0.407	0.500	-18.7	50.0
Ethyl acetate	Ave	0.2574	0.2084		0.0810	0.100	-19.0	50.0
Methacrylonitrile	Ave	0.1678	0.1375		0.410	0.500	-18.0	50.0
Tert-amyl methyl ether	Ave	0.6185	0.4775		0.0386	0.0500	-22.8	50.0
n-Butanol	Ave	0.0098	0.0069		0.881	1.25	-29.5	50.0
Ethyl acrylate	Ave	0.3695	0.2894		0.0392	0.0500	-21.7	50.0
Methyl methacrylate	Ave	0.2674	0.2327		0.0870	0.100	-13.0	50.0
2-Nitropropane	Ave	0.0866	0.0622		0.0718	0.100	-28.2	50.0
n-Butyl acetate	Ave	0.5917	0.4718		0.0399	0.0500	-20.3	50.0
1-Chlorohexane	Ave	0.4784	0.5251		0.0549	0.0500	9.7	50.0
Cyclohexanone	Ave	0.0109	0.0079		0.361	0.500	-27.8	50.0
Pentachloroethane	Ave	0.1733	0.1083		0.0625	0.100	-37.5	50.0
1,2,3-Trimethylbenzene	Ave	2.953	2.928		0.0496	0.0500	-0.9	50.0
Benzyl chloride	Qua		0.0926		0.0393	0.0500	-21.5	50.0
1,3,5-Trichlorobenzene	Ave	1.054	1.165		0.0553	0.0500	10.5	50.0
2-Methylnaphthalene	Ave	1.552	1.443		0.0930	0.100	-7.0	50.0

Report Date: 27-Dec-2019 10:27:16 Chrom Revision: 2.3 15-Dec-2019 06:20:02

Eurofins TestAmerica, Canton
Target Compound Quantitation Report

Data File: \\chromna\Canton\ChromData\A3UX18\20191226-94559.b\181734.D
Lims ID: ccv
Client ID:
Sample Type: CCV
Inject. Date: 26-Dec-2019 13:01:30 ALS Bottle#: 3 Worklist Smp#: 4
Purge Vol: 5.000 mL Dil. Factor: 1.0000
Sample Info: ccv
Misc. Info.: 240-0094559-004
Operator ID: 002808 Instrument ID: A3UX18
Sublist: chrom-8260_18*sub34

Method: \\chromna\Canton\ChromData\A3UX18\20191226-94559.b\8260_18.m
Limit Group: MSV 8260B ICAL
Last Update: 27-Dec-2019 10:27:16 Calib Date: 18-Nov-2019 16:03:30
Integrator: RTE ID Type: Deconvolution ID
Quant Method: Internal Standard Quant By: Initial Calibration
Last ICal File: \\chromna\Canton\ChromData\A3UX18\20191118-93277.b\181425.D

Column 1 : DB-624 (0.18 mm) Det: MS SCAN
Process Host: CTX0335

First Level Reviewer: macenczaks Date: 26-Dec-2019 13:32:52

Compound	Sig	RT (min.)	Exp RT (min.)	Dlt RT (min.)	Q	Response	Cal Amt ug/l	OnCol Amt ug/l	Flags
* 1 Fluorobenzene	96	6.529	6.529	0.000	100	310996	30.0	30.0	
* 2 Chlorobenzene-d5	117	9.274	9.274	0.000	98	226259	30.0	30.0	
* 3 1,4-Dichlorobenzene-d4	152	11.239	11.239	0.000	99	105674	30.0	30.0	
25 Acetonitrile	41	3.228	3.228	0.000	99	104805	500.0	360.7	
35 2-Chloro-1,3-butadiene	53	4.624	4.624	0.000	95	247761	50.0	47.9	
37 Isopropyl ether	87	4.660	4.660	0.000	94	130050	50.0	49.7	
38 Tert-butyl ethyl ether	59	5.133	5.133	0.000	98	283914	50.0	35.1	
42 Propionitrile	54	5.358	5.358	0.000	99	131974	500.0	406.6	
43 Ethyl acetate	43	5.417	5.417	0.000	100	216028	100.0	81.0	
45 Methacrylonitrile	41	5.535	5.535	0.000	95	712923	500.0	409.9	
156 Isooctane	57	6.363	6.363	0.000	99	588069	50.0	51.2	
55 Tert-amyl methyl ether	73	6.387	6.387	0.000	98	247482	50.0	38.6	
57 n-Butanol	56	6.884	6.884	0.000	91	64851	1250.0	881.0	
59 Ethyl acrylate	55	7.038	7.038	0.000	99	149986	50.0	39.2	
64 Methyl methacrylate	41	7.251	7.251	0.000	94	241270	100.0	87.0	
67 2-Nitropropane	43	7.582	7.582	0.000	98	64454	100.0	71.8	
79 n-Butyl acetate	43	8.777	8.777	0.000	99	177900	50.0	39.9	
111 1-Chlorohexane	91	9.286	9.286	0.000	94	197998	50.0	54.9	
89 Cyclohexanone	55	10.209	10.209	0.000	95	29803	500.0	361.2	
99 Pentachloroethane	167	10.931	10.931	0.000	96	81649	100.0	62.5	
105 1,2,3-Trimethylbenzene	105	11.310	11.310	0.000	99	515620	50.0	49.6	
106 Benzyl chloride	126	11.381	11.381	0.000	100	34929	50.0	39.3	
110 1,3,5-Trichlorobenzene	180	12.410	12.410	0.000	98	205125	50.0	55.3	
116 2-Methylnaphthalene	142	13.996	13.996	0.000	92	508268	100.0	93.0	
155 1-Methylnaphthalene	142	14.138	14.138	0.000	100	428927	100.0	91.3	

Reagents:

VMRA9W_00326	Amount Added:	5.00	Units: uL
vm150is_00159	Amount Added:	1.00	Units: uL

Report Date: 27-Dec-2019 10:27:16 Chrom Revision: 2.3 15-Dec-2019 06:20:02

Eurofins TestAmerica, Canton

Data File: \\chromna\Canton\ChromData\A3UX18\20191226-94559.b\181734.D

Injection Date:	26-Dec-2019 13:01:30	Instrument ID:	A3UX18	Operator ID:	002808
Lims ID:	ccv			Worklist Smp#:	4
Client ID:					
Purge Vol:	5.000 mL	Dil. Factor:	1.0000	ALS Bottle#:	3
Method:	8260_18	Limit Group:	MSV 8260B ICAL		

Column: DB-624 (0.18 mm)

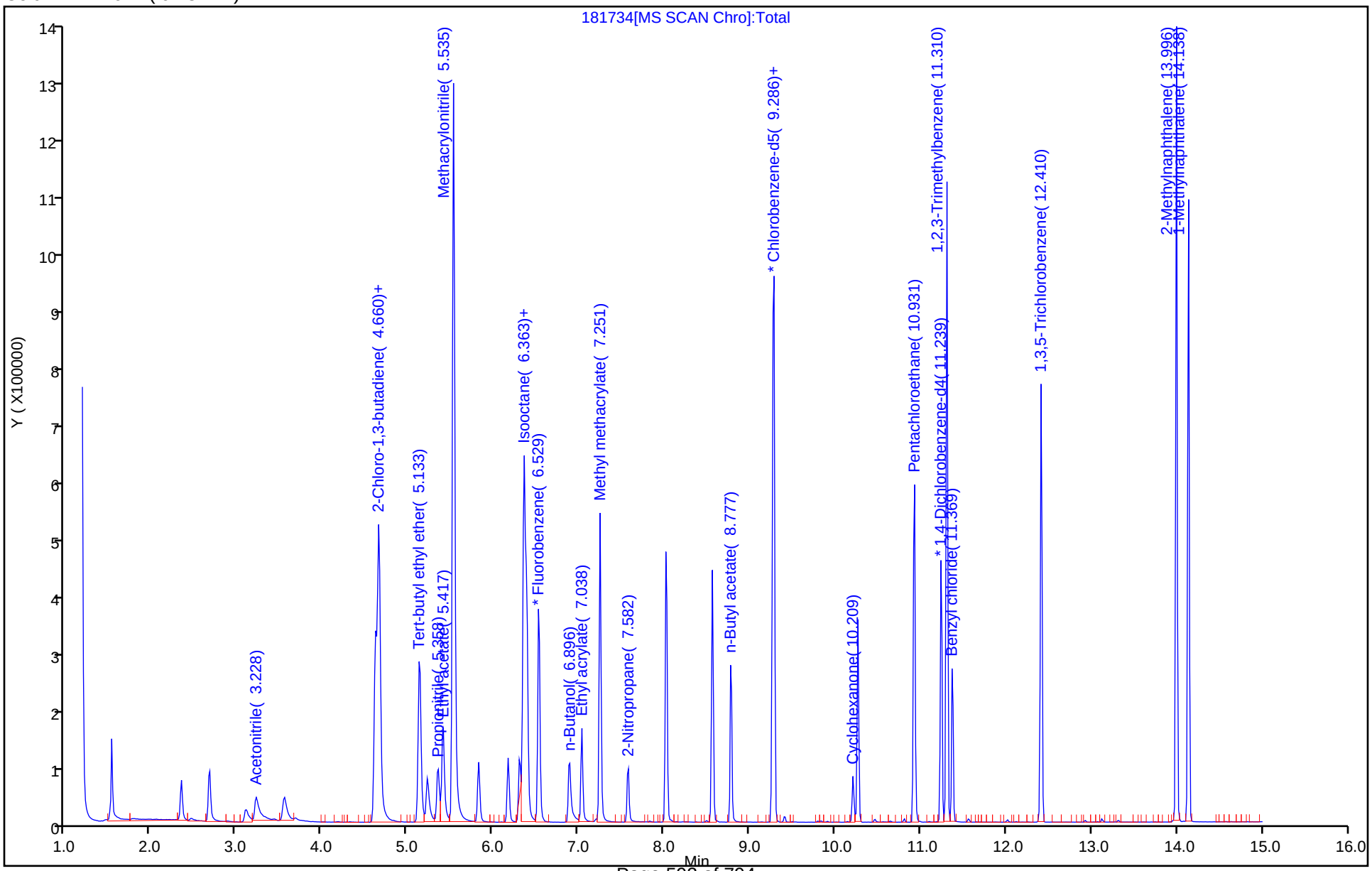

FORM VII
GC/MS VOA CONTINUING CALIBRATION DATA

Lab Name: Eurofins TestAmerica, Canton Job No.: 240-123986-1

SDG No.:

Lab Sample ID: ICV 240-408938/13 Calibration Date: 11/04/2019 05:47

Instrument ID: A3UX8 Calib Start Date: 11/04/2019 01:56

GC Column: DB-624 ID: 0.18(mm) Calib End Date: 11/04/2019 05:00

Lab File ID: UX87330.D Conc. Units: ng/uL Heated Purge: (Y/N) Y

ANALYTE	CURVE TYPE	AVE RRF	RRF	MIN RRF	CALC AMOUNT	SPIKE AMOUNT	%D	MAX %D
Dichlorodifluoromethane	Ave	0.3587	0.3446		0.0240	0.0250	-4.0	50.0
Chloromethane	Ave	0.4313	0.4175	0.1000	0.0242	0.0250	-3.2	50.0
Vinyl chloride	Ave	0.3131	0.2945		0.0235	0.0250	-5.9	20.0
Butadiene	Ave	0.3716	0.3736		0.0251	0.0250	0.5	50.0
Bromomethane	Qua		0.1746		0.0256	0.0250	2.3	50.0
Chloroethane	Ave	0.1786	0.1818		0.0254	0.0250	1.8	50.0
Dichlorofluoromethane	Ave	0.3898	0.4070		0.0261	0.0250	4.4	50.0
Trichlorofluoromethane	Ave	0.3743	0.3713		0.0248	0.0250	-0.8	50.0
Ethyl ether	Ave	0.2267	0.2316		0.0255	0.0250	2.1	50.0
Acrolein	Ave	0.0339	0.0351		0.129	0.125	3.3	50.0
1,1-Dichloroethene	Ave	0.2681	0.2735		0.0255	0.0250	2.0	20.0
1,1,2-Trichlorotrifluoroethane	Ave	0.2242	0.2148		0.0240	0.0250	-4.2	50.0
Acetone	Lin1		0.0697		0.0542	0.0500	8.5	50.0
Iodomethane	Ave	0.4530	0.4369		0.0241	0.0250	-3.5	50.0
Carbon disulfide	Ave	0.8003	0.8048		0.0251	0.0250	0.6	50.0
3-Chloro-1-propene	Ave	0.1564	0.1558		0.0249	0.0250	-0.4	50.0
Methyl acetate	Ave	0.1658	0.1657		0.0500	0.0500	-0.0	50.0
Methylene Chloride	Ave	0.2951	0.2843		0.0241	0.0250	-3.7	50.0
tert-Butyl alcohol	Ave	0.0152	0.0155		0.253	0.250	1.4	50.0
Acrylonitrile	Ave	0.0753	0.0759		0.252	0.250	0.8	50.0
Methyl tert-butyl ether	Ave	0.5687	0.5538		0.0243	0.0250	-2.6	50.0
trans-1,2-Dichloroethene	Ave	0.3060	0.3096		0.0253	0.0250	1.1	50.0
Hexane	Ave	0.0874	0.0941		0.0269	0.0250	7.6	20.0
1,1-Dichloroethane	Ave	0.5593	0.5435	0.1000	0.0243	0.0250	-2.8	50.0
Vinyl acetate	Ave	0.4395	0.4533		0.0258	0.0250	3.2	50.0
2,2-Dichloropropane	Ave	0.3536	0.3162		0.0224	0.0250	-10.6	50.0
2-Butanone (MEK)	Lin1		0.1060		0.0550	0.0500	10.1	50.0
cis-1,2-Dichloroethene	Ave	0.3242	0.3225		0.0249	0.0250	-0.5	50.0
Bromochloromethane	Ave	0.1265	0.1268		0.0251	0.0250	0.2	50.0
Chloroform	Ave	0.5010	0.4941		0.0247	0.0250	-1.4	20.0
Tetrahydrofuran	Ave	0.0624	0.0630		0.0505	0.0500	0.9	50.0
1,1,1-Trichloroethane	Ave	0.4080	0.4165		0.0255	0.0250	2.1	50.0
Cyclohexane	Ave	0.6505	0.6344		0.0244	0.0250	-2.5	50.0
1,1-Dichloropropene	Ave	0.4259	0.3987		0.0234	0.0250	-6.4	50.0
Carbon tetrachloride	Ave	0.3550	0.3521		0.0248	0.0250	-0.8	50.0
Isobutyl alcohol	Ave	0.0071	0.0080		0.705	0.625	12.8	50.0
1,2-Dichloroethane	Ave	0.3478	0.3465		0.0249	0.0250	-0.4	50.0
Benzene	Ave	1.253	1.180		0.0235	0.0250	-5.9	50.0
n-Heptane	Ave	0.0904	0.0943		0.0261	0.0250	4.3	50.0
Trichloroethene	Ave	0.3136	0.3077		0.0245	0.0250	-1.9	50.0

FORM VII
GC/MS VOA CONTINUING CALIBRATION DATA

Lab Name: Eurofins TestAmerica, Canton Job No.: 240-123986-1

SDG No.:

Lab Sample ID: ICV 240-408938/13 Calibration Date: 11/04/2019 05:47

Instrument ID: A3UX8 Calib Start Date: 11/04/2019 01:56

GC Column: DB-624 ID: 0.18(mm) Calib End Date: 11/04/2019 05:00

Lab File ID: UX87330.D Conc. Units: ng/uL Heated Purge: (Y/N) Y

ANALYTE	CURVE TYPE	AVE RRF	RRF	MIN RRF	CALC AMOUNT	SPIKE AMOUNT	%D	MAX %D
1,2-Dichloropropane	Ave	0.2805	0.2802		0.0250	0.0250	-0.1	20.0
Methylcyclohexane	Ave	0.5739	0.5424		0.0236	0.0250	-5.5	50.0
Dibromomethane	Ave	0.1133	0.1188		0.0262	0.0250	4.8	50.0
1,4-Dioxane	Ave	0.0017	0.0017		0.487	0.500	-2.6	50.0
Bromodichloromethane	Ave	0.2889	0.2961		0.0256	0.0250	2.5	50.0
2-Chloroethyl vinyl ether	Ave	0.0702	0.0663		0.0236	0.0250	-5.6	50.0
cis-1,3-Dichloropropene	Ave	0.3171	0.3207		0.0253	0.0250	1.1	50.0
4-Methyl-2-pentanone (MIBK)	Ave	0.1922	0.2020		0.0525	0.0500	5.1	50.0
Toluene	Ave	1.796	1.739		0.0242	0.0250	-3.2	20.0
trans-1,3-Dichloropropene	Ave	0.3750	0.3396		0.0226	0.0250	-9.4	50.0
Ethyl methacrylate	Ave	0.3060	0.3267		0.0267	0.0250	6.8	50.0
1,1,2-Trichloroethane	Ave	0.2622	0.2563		0.0244	0.0250	-2.2	50.0
1,3-Dichloropropane	Ave	0.4674	0.4609		0.0247	0.0250	-1.4	50.0
Tetrachloroethene	Ave	0.3562	0.3454		0.0242	0.0250	-3.0	50.0
2-Hexanone	Ave	0.1835	0.2041		0.0556	0.0500	11.2	50.0
Chlorodibromomethane	Ave	0.2323	0.2402		0.0258	0.0250	3.4	50.0
1,2-Dibromoethane	Ave	0.2318	0.2342		0.0252	0.0250	1.0	50.0
Chlorobenzene	Ave	1.117	1.058	0.3000	0.0237	0.0250	-5.3	50.0
1,1,1,2-Tetrachloroethane	Ave	0.3329	0.3348		0.0251	0.0250	0.6	50.0
Ethylbenzene	Ave	0.6026	0.6020		0.0250	0.0250	-0.1	20.0
m-Xylene & p-Xylene	Ave	0.7631	0.7194		0.0236	0.0250	-5.7	50.0
o-Xylene	Ave	0.7301	0.7366		0.0252	0.0250	0.9	50.0
Styrene	Ave	1.108	1.103		0.0249	0.0250	-0.4	50.0
Bromoform	Ave	0.1217	0.1193	0.1000	0.0245	0.0250	-2.0	50.0
Isopropylbenzene	Ave	1.966	1.935		0.0246	0.0250	-1.5	50.0
1,1,2,2-Tetrachloroethane	Ave	0.5607	0.5612	0.3000	0.0250	0.0250	0.0	50.0
Bromobenzene	Ave	0.8554	0.7844		0.0229	0.0250	-8.3	50.0
1,2,3-Trichloropropane	Ave	0.1765	0.1752		0.0248	0.0250	-0.8	50.0
trans-1,4-Dichloro-2-butene	Ave	0.1815	0.1791		0.0247	0.0250	-1.3	50.0
N-Propylbenzene	Ave	1.076	1.017		0.0236	0.0250	-5.5	50.0
2-Chlorotoluene	Ave	0.8955	0.8361		0.0233	0.0250	-6.6	50.0
1,3,5-Trimethylbenzene	Ave	3.204	3.106		0.0242	0.0250	-3.0	50.0
4-Chlorotoluene	Ave	0.9207	0.8437		0.0229	0.0250	-8.4	50.0
tert-Butylbenzene	Ave	2.927	2.803		0.0239	0.0250	-4.3	50.0
1,2,4-Trimethylbenzene	Ave	3.244	3.157		0.0243	0.0250	-2.7	50.0
sec-Butylbenzene	Ave	4.356	4.111		0.0236	0.0250	-5.6	50.0
1,3-Dichlorobenzene	Ave	1.846	1.601		0.0217	0.0250	-13.3	50.0
4-Isopropyltoluene	Ave	3.567	3.401		0.0238	0.0250	-4.6	50.0
1,4-Dichlorobenzene	Ave	1.806	1.628		0.0225	0.0250	-9.9	50.0
n-Butylbenzene	Ave	3.274	3.012		0.0230	0.0250	-8.0	50.0
1,2-Dichlorobenzene	Ave	1.659	1.505		0.0227	0.0250	-9.3	50.0

FORM VII
GC/MS VOA CONTINUING CALIBRATION DATA

Lab Name: Eurofins TestAmerica, Canton Job No.: 240-123986-1

SDG No.:

Lab Sample ID: ICV 240-408938/13 Calibration Date: 11/04/2019 05:47

Instrument ID: A3UX8 Calib Start Date: 11/04/2019 01:56

GC Column: DB-624 ID: 0.18(mm) Calib End Date: 11/04/2019 05:00

Lab File ID: UX87330.D Conc. Units: ng/uL Heated Purge: (Y/N) Y

ANALYTE	CURVE TYPE	AVE RRF	RRF	MIN RRF	CALC AMOUNT	SPIKE AMOUNT	%D	MAX %D
1,2-Dibromo-3-Chloropropane	Ave	0.0726	0.0666		0.0229	0.0250	-8.2	50.0
1,2,4-Trichlorobenzene	Ave	1.000	0.8291		0.0207	0.0250	-17.1	50.0
Hexachlorobutadiene	Lin1		0.4874		0.0265	0.0250	5.8	50.0
Naphthalene	Ave	1.922	1.522		0.0198	0.0250	-20.8	50.0
1,2,3-Trichlorobenzene	Lin1		0.7690		0.0250	0.0250	0.0	50.0
Dibromofluoromethane (Surr)	Ave	0.2401	0.1969		0.0410	0.0500	-18.0	50.0
1,2-Dichloroethane-d4 (Surr)	Lin1		0.2247		0.0455	0.0500	-8.9	50.0
Toluene-d8 (Surr)	Ave	1.507	1.242		0.0412	0.0500	-17.6	50.0
4-Bromofluorobenzene (Surr)	Lin1		0.4384		0.0459	0.0500	-8.1	50.0

Eurofins TestAmerica, Canton
Target Compound Quantitation Report

Data File: \\chromna\Canton\ChromData\A3UX8\20191104-92755.b\UX87330.D
Lims ID: ICV
Client ID:
Sample Type: ICV
Inject. Date: 04-Nov-2019 05:47:30 ALS Bottle#: 12 Worklist Smp#: 13
Purge Vol: 5.000 mL Dil. Factor: 1.0000
Sample Info: 240-0092755-013
Operator ID: 402279 Instrument ID: A3UX8
Sublist:

Method: \\chromna\Canton\ChromData\A3UX8\20191104-92755.b\8260_8.m
Limit Group: MSV 8260B ICAL
Last Update: 06-Nov-2019 03:20:12 Calib Date: 04-Nov-2019 05:00:30
Integrator: RTE ID Type: Deconvolution ID
Quant Method: Internal Standard Quant By: Initial Calibration
Last ICal File: \\chromna\Canton\ChromData\A3UX8\20191104-92755.b\UX87328.D

Column 1 : DB-624 (0.18 mm) Det: MS SCAN
Process Host: CTX0304

First Level Reviewer: latat Date: 05-Nov-2019 02:18:53

Compound	Sig	RT (min.)	Exp RT (min.)	Dlt RT (min.)	Q	Response	Cal Amt ug/l	OnCol Amt ug/l	Flags
* 1 Fluorobenzene	96	5.088	5.086	0.002	100	763418	50.0	50.0	
* 2 Chlorobenzene-d5	117	7.597	7.595	0.002	99	515888	50.0	50.0	
* 3 1,4-Dichlorobenzene-d4	152	9.786	9.784	0.002	97	269522	50.0	50.0	
$ 4 Dibromofluoromethane (Surr	113	4.556	4.554	0.002	93	150318	50.0	41.0	
$ 5 1,2-Dichloroethane-d4 (Sur	65	4.816	4.826	-0.010	98	171538	50.0	45.5	
$ 6 Toluene-d8 (Surr)	98	6.343	6.341	0.001	95	640859	50.0	41.2	
$ 7 4-Bromofluorobenzene (Surr	95	8.674	8.672	0.002	87	226171	50.0	45.9	
9 Dichlorodifluoromethane	85	1.562	1.560	0.002	100	131516	25.0	24.0	
10 Chloromethane	50	1.728	1.726	0.002	99	159349	25.0	24.2	
11 Vinyl chloride	62	1.846	1.844	0.002	99	112427	25.0	23.5	
12 Butadiene	54	1.870	1.868	0.002	0	142618	25.0	25.1	
13 Bromomethane	94	2.142	2.140	0.002	91	66654	25.0	25.6	
14 Chloroethane	64	2.237	2.235	0.002	97	69388	25.0	25.4	
15 Dichlorofluoromethane	67	2.402	2.400	0.002	99	155366	25.0	26.1	
16 Trichlorofluoromethane	101	2.461	2.460	0.001	99	141728	25.0	24.8	
17 Ethyl ether	59	2.698	2.696	0.002	96	88390	25.0	25.5	
18 Acrolein	56	2.793	2.791	0.002	98	66920	125.0	129.1	
19 1,1-Dichloroethene	96	2.875	2.874	0.001	97	104389	25.0	25.5	
20 1,1,2-Trichloro-1,2,2-trif	151	2.887	2.886	0.001	95	82005	25.0	24.0	
21 Acetone	43	2.923	2.921	0.002	99	53198	50.0	54.2	
23 Iodomethane	142	2.994	3.004	-0.010	98	166766	25.0	24.1	
24 Carbon disulfide	76	3.065	3.063	0.002	100	307201	25.0	25.1	
26 3-Chloro-1-propene	76	3.159	3.158	0.001	88	59456	25.0	24.9	
27 Methyl acetate	43	3.171	3.170	0.001	100	126472	50.0	50.0	
28 Methylene Chloride	84	3.242	3.252	-0.010	97	108512	25.0	24.1	
29 2-Methyl-2-propanol	59	3.337	3.335	0.002	89	58981	250.0	253.4	
30 Acrylonitrile	53	3.432	3.430	0.002	97	289668	250.0	252.0	
31 trans-1,2-Dichloroethene	96	3.467	3.465	0.002	96	118160	25.0	25.3	
32 Methyl tert-butyl ether	73	3.467	3.477	-0.010	97	211379	25.0	24.3	
33 Hexane	86	3.668	3.678	-0.010	95	35904	25.0	26.9	
34 1,1-Dichloroethane	63	3.775	3.773	0.002	97	207465	25.0	24.3	

Compound	Sig	RT (min.)	Exp RT (min.)	Dlt RT (min.)	Q	Response	Cal Amt ug/l	OnCol Amt ug/l	Flags
35 Vinyl acetate	43	3.810	3.809	0.001	97	173035	25.0	25.8	
39 cis-1,2-Dichloroethene	96	4.213	4.211	0.002	86	123089	25.0	24.9	
40 2-Butanone (MEK)	43	4.213	4.211	0.002	62	80951	50.0	55.0	
41 2,2-Dichloropropane	77	4.213	4.211	0.002	81	120713	25.0	22.4	
45 Chlorobromomethane	128	4.390	4.388	0.002	94	48386	25.0	25.1	
47 Chloroform	83	4.437	4.436	0.001	97	188599	25.0	24.7	
46 Tetrahydrofuran	42	4.437	4.436	0.001	49	48068	50.0	50.5	
48 1,1,1-Trichloroethane	97	4.603	4.601	0.002	98	158968	25.0	25.5	
49 Cyclohexane	56	4.650	4.649	0.001	96	242140	25.0	24.4	
50 1,1-Dichloropropene	75	4.721	4.720	0.001	93	152171	25.0	23.4	
51 Carbon tetrachloride	117	4.733	4.731	0.002	98	134386	25.0	24.8	
52 Isobutyl alcohol	41	4.757	4.767	-0.010	93	76603	625.0	705.0	
53 1,2-Dichloroethane	62	4.875	4.873	0.002	79	132277	25.0	24.9	
54 Benzene	78	4.875	4.885	-0.010	97	450267	25.0	23.5	
56 n-Heptane	100	5.065	5.063	0.002	97	35996	25.0	26.1	
58 Trichloroethene	130	5.372	5.370	0.002	97	117467	25.0	24.5	
60 Methylcyclohexane	83	5.538	5.536	0.002	94	207041	25.0	23.6	
61 1,2-Dichloropropane	63	5.538	5.548	-0.010	93	106951	25.0	25.0	
63 Dibromomethane	93	5.633	5.631	0.002	94	45328	25.0	26.2	
64 1,4-Dioxane	88	5.644	5.643	0.001	95	12862	500.0	487.1	
65 Dichlorobromomethane	83	5.751	5.749	0.002	98	113026	25.0	25.6	
67 2-Chloroethyl vinyl ether	63	5.976	5.974	0.002	92	25289	25.0	23.6	
68 cis-1,3-Dichloropropene	75	6.106	6.116	-0.010	90	122430	25.0	25.3	
69 4-Methyl-2-pentanone (MIBK	43	6.224	6.234	-0.010	99	154218	50.0	52.5	
70 Toluene	91	6.402	6.400	0.002	97	448677	25.0	24.2	
71 trans-1,3-Dichloropropene	75	6.556	6.566	-0.010	97	87597	25.0	22.6	
72 Ethyl methacrylate	69	6.627	6.625	0.001	95	84272	25.0	26.7	
73 1,1,2-Trichloroethane	97	6.721	6.719	0.002	93	66119	25.0	24.4	
75 Tetrachloroethene	164	6.875	6.873	0.002	94	89091	25.0	24.2	
74 1,3-Dichloropropane	76	6.875	6.873	0.002	97	118889	25.0	24.7	
76 2-Hexanone	43	6.934	6.932	0.002	98	105309	50.0	55.6	
78 Chlorodibromomethane	129	7.076	7.074	0.002	90	61955	25.0	25.8	
80 Ethylene Dibromide	107	7.183	7.193	-0.010	99	60398	25.0	25.2	
82 Chlorobenzene	112	7.620	7.619	0.001	92	272871	25.0	23.7	
83 1,1,1,2-Tetrachloroethane	131	7.691	7.690	0.001	94	86367	25.0	25.1	
84 Ethylbenzene	106	7.715	7.713	0.002	99	155290	25.0	25.0	
85 m-Xylene & p-Xylene	106	7.822	7.820	0.002	99	185564	25.0	23.6	
86 o-Xylene	106	8.188	8.187	0.001	96	189995	25.0	25.2	
87 Styrene	104	8.200	8.199	0.002	91	284527	25.0	24.9	
88 Bromoform	173	8.366	8.364	0.002	97	30773	25.0	24.5	
89 Isopropylbenzene	105	8.532	8.530	0.002	96	499184	25.0	24.6	
92 1,1,2,2-Tetrachloroethane	83	8.780	8.790	-0.010	96	75622	25.0	25.0	
93 Bromobenzene	156	8.827	8.826	0.001	97	105701	25.0	22.9	
95 trans-1,4-Dichloro-2-buten	53	8.839	8.837	0.002	72	24141	25.0	24.7	
94 1,2,3-Trichloropropane	110	8.839	8.837	0.002	88	23603	25.0	24.8	
96 N-Propylbenzene	120	8.922	8.920	0.002	99	137056	25.0	23.6	
97 2-Chlorotoluene	126	9.005	9.003	0.002	96	112675	25.0	23.3	
98 1,3,5-Trimethylbenzene	105	9.076	9.086	-0.010	95	418587	25.0	24.2	
99 4-Chlorotoluene	126	9.111	9.110	0.001	98	113694	25.0	22.9	
100 tert-Butylbenzene	119	9.395	9.405	-0.010	94	377687	25.0	23.9	
102 1,2,4-Trimethylbenzene	105	9.443	9.441	0.002	95	425476	25.0	24.3	
103 sec-Butylbenzene	105	9.608	9.607	0.001	94	554044	25.0	23.6	

Compound	Sig	RT (min.)	Exp RT (min.)	Dlt RT (min.)	Q	Response	Cal Amt ug/l	OnCol Amt ug/l	Flags
104 1,3-Dichlorobenzene	146	9.727	9.725	0.002	97	215819	25.0	21.7	
105 4-Isopropyltoluene	119	9.750	9.749	0.001	97	458378	25.0	23.8	
106 1,4-Dichlorobenzene	146	9.810	9.808	0.002	95	219391	25.0	22.5	
109 n-Butylbenzene	91	10.153	10.151	0.002	98	405962	25.0	23.0	
110 1,2-Dichlorobenzene	146	10.176	10.175	0.001	97	202881	25.0	22.7	
111 1,2-Dibromo-3-Chloropropan	157	10.934	10.932	0.002	70	8977	25.0	22.9	
113 1,2,4-Trichlorobenzene	180	11.762	11.760	0.002	95	111724	25.0	20.7	
114 Hexachlorobutadiene	225	11.939	11.938	0.001	97	65676	25.0	26.5	
115 Naphthalene	128	12.010	12.009	0.001	97	205142	25.0	19.8	
116 1,2,3-Trichlorobenzene	180	12.259	12.257	0.002	96	103627	25.0	25.0	
S 128 Xylenes, Total	106				0		50.0	48.8	
S 157 Total BTEX	1				0		125.0	121.5	
S 129 Trihalomethanes, Total	1				0		100.0	100.6	

Reagents:

VMFASPW_00323	Amount Added:	2.50	Units: uL	
VMFASAW_00303	Amount Added:	2.50	Units: uL	
VMFASGW_00333	Amount Added:	2.50	Units: uL	
VMUX8SS_00031	Amount Added:	1.15	Units: uL	Run Reagent
vmDist_H2o_00158	Amount Added:	0.00	Units:	Run Reagent
VM568718_00016	Amount Added:	1.00	Units: uL	Run Reagent

Report Date: 06-Nov-2019 03:20:15 Chrom Revision: 2.3 09-Oct-2019 11:13:36

Eurofins TestAmerica, Canton

Data File: \\chromna\Canton\ChromData\A3UX8\20191104-92755.b\UX87330.D

Injection Date:	04-Nov-2019 05:47:30	Instrument ID:	A3UX8	Operator ID:	402279
Lims ID:	ICV			Worklist Smp#:	13
Client ID:					
Purge Vol:	5.000 mL	Dil. Factor:	1.0000	ALS Bottle#:	12
Method:	8260_8	Limit Group:	MSV 8260B ICAL		

Column: DB-624 (0.18 mm)

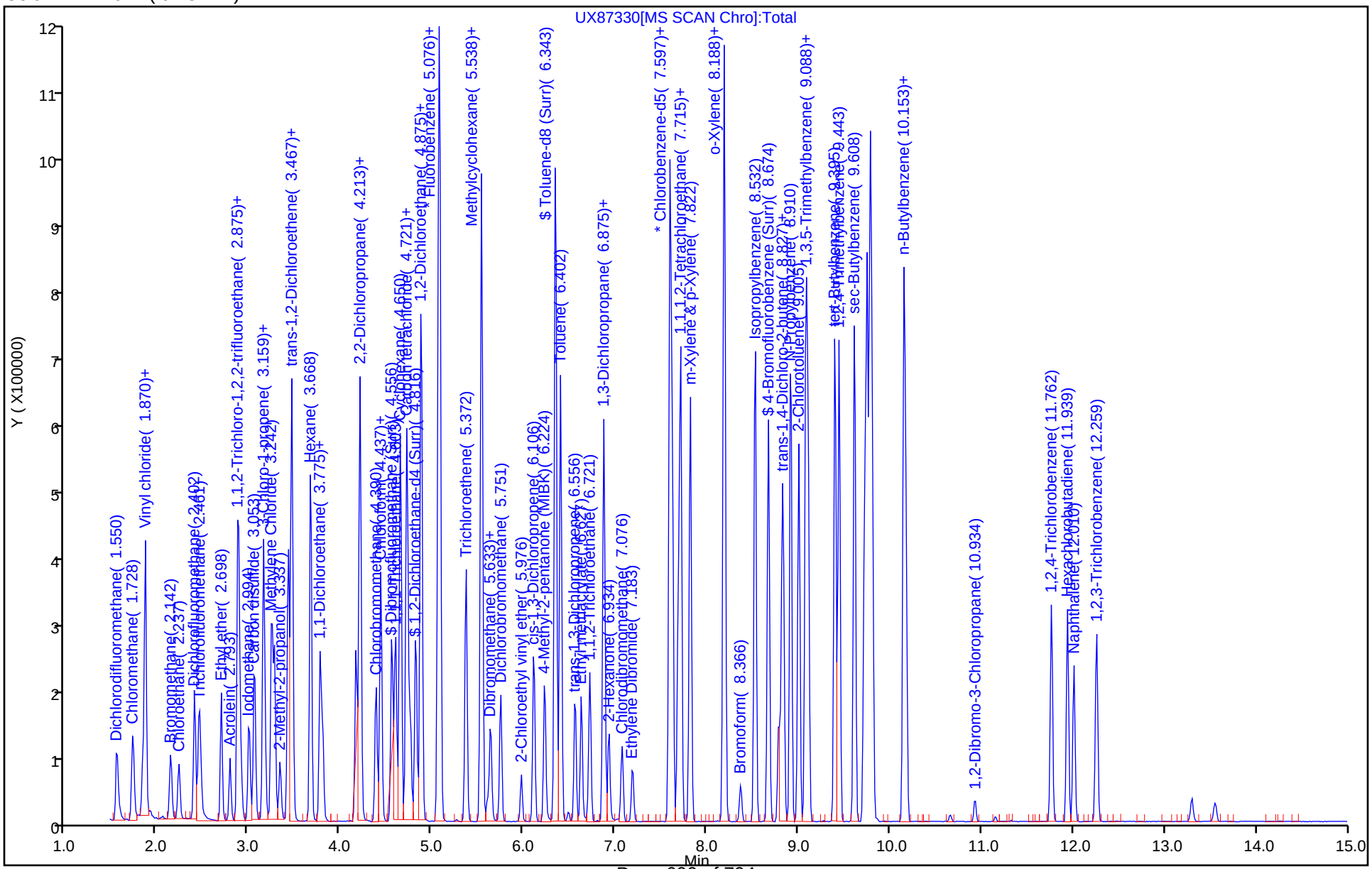

FORM VII
GC/MS VOA CONTINUING CALIBRATION DATA

Lab Name: Eurofins TestAmerica, Canton Job No.: 240-123986-1

SDG No.:

Lab Sample ID: CCVIS 240-417546/4 Calibration Date: 12/28/2019 06:45

Instrument ID: A3UX8 Calib Start Date: 11/04/2019 01:56

GC Column: DB-624 ID: 0.18(mm) Calib End Date: 11/04/2019 05:00

Lab File ID: UX88056.D Conc. Units: ng/uL Heated Purge: (Y/N) Y

ANALYTE	CURVE TYPE	AVE RRF	RRF	MIN RRF	CALC AMOUNT	SPIKE AMOUNT	%D	MAX %D
Dichlorodifluoromethane	Ave	0.3587	0.3308		0.0184	0.0200	-7.8	50.0
Chloromethane	Ave	0.4313	0.3900	0.1000	0.0181	0.0200	-9.6	50.0
Vinyl chloride	Ave	0.3131	0.2877		0.0184	0.0200	-8.1	20.0
Butadiene	Ave	0.3716	0.3347		0.0180	0.0200	-9.9	50.0
Bromomethane	Qua		0.1746		0.0201	0.0200	0.4	50.0
Chloroethane	Ave	0.1786	0.1785		0.0200	0.0200	-0.0	50.0
Dichlorofluoromethane	Ave	0.3898	0.3845		0.0197	0.0200	-1.4	50.0
Trichlorofluoromethane	Ave	0.3743	0.3732		0.0199	0.0200	-0.3	50.0
Ethyl ether	Ave	0.2267	0.1540		0.0340	0.0500	-32.1	50.0
Acrolein	Ave	0.0339	0.0210		0.154	0.250	-38.3	50.0
1,1-Dichloroethene	Ave	0.2681	0.2463		0.0459	0.0500	-8.1	20.0
1,1,2-Trichlorotrifluoroethane	Ave	0.2242	0.2091		0.0466	0.0500	-6.7	50.0
Acetone	Lin1		0.0554		0.0888	0.100	-11.2	50.0
Iodomethane	Ave	0.4530	0.4042		0.0446	0.0500	-10.8	50.0
Carbon disulfide	Ave	0.8003	0.7993		0.0499	0.0500	-0.1	50.0
3-Chloro-1-propene	Ave	0.1564	0.1539		0.0492	0.0500	-1.6	50.0
Methyl acetate	Ave	0.1658	0.1299		0.0784	0.100	-21.6	50.0
Methylene Chloride	Ave	0.2951	0.2574		0.0436	0.0500	-12.8	50.0
tert-Butyl alcohol	Ave	0.0152	0.0118		0.385	0.500	-22.9	50.0
Acrylonitrile	Ave	0.0753	0.0625		0.415	0.500	-16.9	50.0
trans-1,2-Dichloroethene	Ave	0.3060	0.2833		0.0463	0.0500	-7.4	50.0
Methyl tert-butyl ether	Ave	0.5687	0.4809		0.0423	0.0500	-15.4	50.0
Hexane	Ave	0.0874	0.0855		0.0489	0.0500	-2.2	20.0
1,1-Dichloroethane	Ave	0.5593	0.4870	0.1000	0.0435	0.0500	-12.9	50.0
Vinyl acetate	Ave	0.4395	0.3766		0.0428	0.0500	-14.3	50.0
cis-1,2-Dichloroethene	Ave	0.3242	0.2898		0.0447	0.0500	-10.6	50.0
2,2-Dichloropropane	Ave	0.3536	0.3205		0.0453	0.0500	-9.3	50.0
2-Butanone (MEK)	Lin1		0.0840		0.0895	0.100	-10.5	50.0
Bromochloromethane	Ave	0.1265	0.1088		0.0430	0.0500	-14.0	50.0
Chloroform	Ave	0.5010	0.4244		0.0424	0.0500	-15.3	20.0
Tetrahydrofuran	Ave	0.0624	0.0501		0.0803	0.100	-19.7	50.0
1,1,1-Trichloroethane	Ave	0.4080	0.3772		0.0462	0.0500	-7.5	50.0
Cyclohexane	Ave	0.6505	0.6242		0.0480	0.0500	-4.0	50.0
1,1-Dichloropropene	Ave	0.4259	0.3833		0.0450	0.0500	-10.0	50.0
Carbon tetrachloride	Ave	0.3550	0.3272		0.0461	0.0500	-7.8	50.0
Isobutyl alcohol	Ave	0.0071	0.0059		1.04	1.25	-16.6	50.0
1,2-Dichloroethane	Ave	0.3478	0.2812		0.0404	0.0500	-19.2	50.0
Benzene	Ave	1.253	1.084		0.0432	0.0500	-13.5	50.0
n-Heptane	Ave	0.0904	0.0908		0.0502	0.0500	0.5	50.0
Trichloroethene	Ave	0.3136	0.2787		0.0444	0.0500	-11.2	50.0

FORM VII
GC/MS VOA CONTINUING CALIBRATION DATA

Lab Name: Eurofins TestAmerica, Canton Job No.: 240-123986-1

SDG No.:

Lab Sample ID: CCVIS 240-417546/4 Calibration Date: 12/28/2019 06:45

Instrument ID: A3UX8 Calib Start Date: 11/04/2019 01:56

GC Column: DB-624 ID: 0.18(mm) Calib End Date: 11/04/2019 05:00

Lab File ID: UX88056.D Conc. Units: ng/uL Heated Purge: (Y/N) Y

ANALYTE	CURVE TYPE	AVE RRF	RRF	MIN RRF	CALC AMOUNT	SPIKE AMOUNT	%D	MAX %D
1,2-Dichloropropane	Ave	0.2805	0.2373		0.0423	0.0500	-15.4	20.0
Methylcyclohexane	Ave	0.5739	0.5381		0.0469	0.0500	-6.2	50.0
Dibromomethane	Ave	0.1133	0.1021		0.0450	0.0500	-9.9	50.0
1,4-Dioxane	Ave	0.0017	0.0013		0.775	1.00	-22.5	50.0
Bromodichloromethane	Ave	0.2889	0.2574		0.0445	0.0500	-10.9	50.0
2-Chloroethyl vinyl ether	Ave	0.0702	0.0444		0.0633	0.100	-36.7	50.0
cis-1,3-Dichloropropene	Ave	0.3171	0.2907		0.0458	0.0500	-8.3	50.0
4-Methyl-2-pentanone (MIBK)	Ave	0.1922	0.1642		0.0854	0.100	-14.6	50.0
Toluene	Ave	1.796	1.646		0.0458	0.0500	-8.4	20.0
trans-1,3-Dichloropropene	Ave	0.3750	0.3373		0.0450	0.0500	-10.0	50.0
Ethyl methacrylate	Ave	0.3060	0.2983		0.0487	0.0500	-2.5	50.0
1,1,2-Trichloroethane	Ave	0.2622	0.2302		0.0439	0.0500	-12.2	50.0
1,3-Dichloropropane	Ave	0.4674	0.3924		0.0420	0.0500	-16.1	50.0
Tetrachloroethene	Ave	0.3562	0.3282		0.0461	0.0500	-7.9	50.0
2-Hexanone	Ave	0.1835	0.1689		0.0920	0.100	-8.0	50.0
Chlorodibromomethane	Ave	0.2323	0.2230		0.0480	0.0500	-4.0	50.0
1,2-Dibromoethane	Ave	0.2318	0.1993		0.0430	0.0500	-14.1	50.0
Chlorobenzene	Ave	1.117	0.9788	0.3000	0.0438	0.0500	-12.4	50.0
1,1,1,2-Tetrachloroethane	Ave	0.3329	0.3213		0.0483	0.0500	-3.5	50.0
Ethylbenzene	Ave	0.6026	0.5702		0.0473	0.0500	-5.4	20.0
m-Xylene & p-Xylene	Ave	0.7631	0.7022		0.0460	0.0500	-8.0	50.0
o-Xylene	Ave	0.7301	0.6810		0.0466	0.0500	-6.7	50.0
Styrene	Ave	1.108	1.053		0.0475	0.0500	-5.0	50.0
Bromoform	Ave	0.1217	0.1053	0.1000	0.0433	0.0500	-13.5	50.0
Isopropylbenzene	Ave	1.966	1.859		0.0473	0.0500	-5.4	50.0
1,1,2,2-Tetrachloroethane	Ave	0.5607	0.4510	0.3000	0.0402	0.0500	-19.6	50.0
Bromobenzene	Ave	0.8554	0.6838		0.0400	0.0500	-20.1	50.0
1,2,3-Trichloropropane	Ave	0.1765	0.1463		0.0414	0.0500	-17.1	50.0
trans-1,4-Dichloro-2-butene	Ave	0.1815	0.1390		0.0383	0.0500	-23.4	50.0
N-Propylbenzene	Ave	1.076	0.9534		0.0443	0.0500	-11.4	50.0
2-Chlorotoluene	Ave	0.8955	0.7456		0.0416	0.0500	-16.7	50.0
1,3,5-Trimethylbenzene	Ave	3.204	2.903		0.0453	0.0500	-9.4	50.0
4-Chlorotoluene	Ave	0.9207	0.7773		0.0422	0.0500	-15.6	50.0
tert-Butylbenzene	Ave	2.927	2.894		0.0494	0.0500	-1.1	50.0
1,2,4-Trimethylbenzene	Ave	3.244	2.857		0.0440	0.0500	-11.9	50.0
sec-Butylbenzene	Ave	4.356	3.863		0.0443	0.0500	-11.3	50.0
1,3-Dichlorobenzene	Ave	1.846	1.470		0.0398	0.0500	-20.4	50.0
4-Isopropyltoluene	Ave	3.567	3.238		0.0454	0.0500	-9.2	50.0
1,4-Dichlorobenzene	Ave	1.806	1.454		0.0403	0.0500	-19.5	50.0
n-Butylbenzene	Ave	3.274	2.902		0.0443	0.0500	-11.4	50.0
1,2-Dichlorobenzene	Ave	1.659	1.327		0.0400	0.0500	-20.0	50.0

FORM VII
GC/MS VOA CONTINUING CALIBRATION DATA

Lab Name: Eurofins TestAmerica, Canton Job No.: 240-123986-1

SDG No.:

Lab Sample ID: CCVIS 240-417546/4 Calibration Date: 12/28/2019 06:45

Instrument ID: A3UX8 Calib Start Date: 11/04/2019 01:56

GC Column: DB-624 ID: 0.18(mm) Calib End Date: 11/04/2019 05:00

Lab File ID: UX88056.D Conc. Units: ng/uL Heated Purge: (Y/N) Y

ANALYTE	CURVE TYPE	AVE RRF	RRF	MIN RRF	CALC AMOUNT	SPIKE AMOUNT	%D	MAX %D
1,2-Dibromo-3-Chloropropane	Ave	0.0726	0.0598		0.0412	0.0500	-17.6	50.0
1,2,4-Trichlorobenzene	Ave	1.000	0.7421		0.0371	0.0500	-25.7	50.0
Hexachlorobutadiene	Lin1		0.4491		0.0499	0.0500	-0.1	50.0
Naphthalene	Ave	1.922	1.293		0.0336	0.0500	-32.7	50.0
1,2,3-Trichlorobenzene	Lin1		0.6556		0.0437	0.0500	-12.5	50.0
Dibromofluoromethane (Surr)	Ave	0.2401	0.2007		0.0418	0.0500	-16.4	50.0
1,2-Dichloroethane-d4 (Surr)	Lin1		0.2034		0.0411	0.0500	-17.8	50.0
Toluene-d8 (Surr)	Ave	1.507	1.465		0.0486	0.0500	-2.8	50.0
4-Bromofluorobenzene (Surr)	Lin1		0.5231		0.0551	0.0500	10.2	50.0

Eurofins TestAmerica, Canton
Target Compound Quantitation Report

Data File: \\chromna\Canton\ChromData\A3UX8\20191228-94619.b\UX88056.D
Lims ID: CCVIS
Client ID:
Sample Type: CCVIS
Inject. Date: 28-Dec-2019 06:45:30 ALS Bottle#: 2 Worklist Smp#: 4
Purge Vol: 5.000 mL Dil. Factor: 1.0000
Sample Info: 240-0094619-004
Operator ID: 402279 Instrument ID: A3UX8
Sublist: chrom-8260_8*sub64

Method: \\chromna\Canton\ChromData\A3UX8\20191228-94619.b\8260_8.m
Limit Group: MSV 8260B ICAL
Last Update: 30-Dec-2019 06:52:39 Calib Date: 04-Nov-2019 05:00:30
Integrator: RTE ID Type: Deconvolution ID
Quant Method: Internal Standard Quant By: Initial Calibration
Last ICal File: \\chromna\Canton\ChromData\A3UX8\20191104-92755.b\UX87328.D

Column 1 : DB-624 (0.18 mm) Det: MS SCAN
Process Host: CTX0320

First Level Reviewer: latat Date: 28-Dec-2019 07:25:06

Compound	Sig	RT (min.)	Exp RT (min.)	Dlt RT (min.)	Q	Response	Cal Amt ug/l	OnCol Amt ug/l	Flags
* 1 Fluorobenzene	96	5.077	5.077	0.000	100	748510	50.0	50.0	
* 2 Chlorobenzene-d5	117	7.597	7.597	0.000	99	489756	50.0	50.0	
* 3 1,4-Dichlorobenzene-d4	152	9.786	9.786	0.000	99	265610	50.0	50.0	
$ 4 Dibromofluoromethane (Surr	113	4.556	4.556	0.000	94	150205	50.0	41.8	
$ 5 1,2-Dichloroethane-d4 (Sur	65	4.817	4.817	0.000	96	152213	50.0	41.1	
$ 6 Toluene-d8 (Surr)	98	6.343	6.343	0.000	94	717451	50.0	48.6	
$ 7 4-Bromofluorobenzene (Surr	95	8.674	8.674	0.000	89	256197	50.0	55.1	
9 Dichlorodifluoromethane	85	1.551	1.551	0.000	100	99056	20.0	18.4	
10 Chloromethane	50	1.728	1.728	0.000	100	116757	20.0	18.1	
11 Vinyl chloride	62	1.835	1.835	0.000	99	86132	20.0	18.4	
12 Butadiene	54	1.870	1.870	0.000	0	100217	20.0	18.0	
13 Bromomethane	94	2.142	2.142	0.000	90	52284	20.0	20.1	
14 Chloroethane	64	2.225	2.225	0.000	99	53454	20.0	20.0	
15 Dichlorofluoromethane	67	2.403	2.403	0.000	99	115120	20.0	19.7	
16 Trichlorofluoromethane	101	2.450	2.450	0.000	100	111740	20.0	19.9	
17 Ethyl ether	59	2.687	2.687	0.000	96	115232	50.0	34.0	
18 Acrolein	56	2.781	2.781	0.000	99	78390	250.0	154.3	
19 1,1-Dichloroethene	96	2.876	2.876	0.000	98	184371	50.0	45.9	
20 1,1,2-Trichloro-1,2,2-trif	151	2.888	2.888	0.000	96	156545	50.0	46.6	
21 Acetone	43	2.912	2.912	0.000	100	82985	100.0	88.8	
23 Iodomethane	142	2.994	2.994	0.000	97	302549	50.0	44.6	
24 Carbon disulfide	76	3.054	3.054	0.000	100	598265	50.0	49.9	
26 3-Chloro-1-propene	76	3.160	3.160	0.000	90	115164	50.0	49.2	
27 Methyl acetate	43	3.172	3.172	0.000	100	194497	100.0	78.4	
28 Methylene Chloride	84	3.243	3.243	0.000	98	192692	50.0	43.6	
29 2-Methyl-2-propanol	59	3.338	3.338	0.000	92	87970	500.0	385.5	
30 Acrylonitrile	53	3.420	3.420	0.000	100	467938	500.0	415.3	
31 trans-1,2-Dichloroethene	96	3.456	3.456	0.000	97	212015	50.0	46.3	
32 Methyl tert-butyl ether	73	3.468	3.468	0.000	98	359952	50.0	42.3	
33 Hexane	86	3.669	3.669	0.000	96	63958	50.0	48.9	
34 1,1-Dichloroethane	63	3.775	3.775	0.000	97	364552	50.0	43.5	

Compound	Sig	RT (min.)	Exp RT (min.)	Dlt RT (min.)	Q	Response	Cal Amt ug/l	OnCol Amt ug/l	Flags
35 Vinyl acetate	43	3.799	3.799	0.000	97	281860	50.0	42.8	
39 cis-1,2-Dichloroethene	96	4.201	4.201	0.000	86	216887	50.0	44.7	
40 2-Butanone (MEK)	43	4.213	4.213	0.000	54	125703	100.0	89.5	
41 2,2-Dichloropropane	77	4.213	4.213	0.000	87	239924	50.0	45.3	
45 Chlorobromomethane	128	4.391	4.391	0.000	93	81434	50.0	43.0	
46 Tetrahydrofuran	42	4.438	4.438	0.000	48	74958	100.0	80.3	
47 Chloroform	83	4.438	4.438	0.000	95	317688	50.0	42.4	
48 1,1,1-Trichloroethane	97	4.592	4.592	0.000	98	282336	50.0	46.2	
49 Cyclohexane	56	4.651	4.651	0.000	95	467230	50.0	48.0	
50 1,1-Dichloropropene	75	4.722	4.722	0.000	92	286884	50.0	45.0	
51 Carbon tetrachloride	117	4.734	4.734	0.000	98	244897	50.0	46.1	
52 Isobutyl alcohol	41	4.757	4.757	0.000	94	111118	1250.0	1043.0	
53 1,2-Dichloroethane	62	4.876	4.876	0.000	82	210480	50.0	40.4	
54 Benzene	78	4.876	4.876	0.000	97	811140	50.0	43.2	
56 n-Heptane	100	5.065	5.065	0.000	97	67994	50.0	50.2	
58 Trichloroethene	130	5.373	5.373	0.000	97	208575	50.0	44.4	
60 Methylcyclohexane	83	5.538	5.538	0.000	95	402763	50.0	46.9	
61 1,2-Dichloropropane	63	5.538	5.538	0.000	96	177641	50.0	42.3	
63 Dibromomethane	93	5.633	5.633	0.000	97	76383	50.0	45.0	
64 1,4-Dioxane	88	5.645	5.645	0.000	94	20070	1000.0	775.3	
65 Dichlorobromomethane	83	5.751	5.751	0.000	98	192691	50.0	44.5	
67 2-Chloroethyl vinyl ether	63	5.976	5.976	0.000	91	66492	100.0	63.3	
68 cis-1,3-Dichloropropene	75	6.106	6.106	0.000	91	217596	50.0	45.8	
69 4-Methyl-2-pentanone (MIBK	43	6.225	6.225	0.000	99	245864	100.0	85.4	
70 Toluene	91	6.402	6.402	0.000	98	806231	50.0	45.8	
71 trans-1,3-Dichloropropene	75	6.556	6.556	0.000	98	165214	50.0	45.0	
72 Ethyl methacrylate	69	6.627	6.627	0.000	93	146080	50.0	48.7	
73 1,1,2-Trichloroethane	97	6.722	6.722	0.000	91	112757	50.0	43.9	
75 Tetrachloroethene	164	6.876	6.876	0.000	96	160742	50.0	46.1	
74 1,3-Dichloropropane	76	6.876	6.876	0.000	93	192157	50.0	42.0	
76 2-Hexanone	43	6.923	6.923	0.000	99	165453	100.0	92.0	
78 Chlorodibromomethane	129	7.077	7.077	0.000	91	109236	50.0	48.0	
80 Ethylene Dibromide	107	7.183	7.183	0.000	99	97583	50.0	43.0	
82 Chlorobenzene	112	7.621	7.621	0.000	97	479371	50.0	43.8	
83 1,1,1,2-Tetrachloroethane	131	7.692	7.692	0.000	95	157379	50.0	48.3	
84 Ethylbenzene	106	7.716	7.716	0.000	99	279254	50.0	47.3	
85 m-Xylene & p-Xylene	106	7.822	7.822	0.000	99	343885	50.0	46.0	
86 o-Xylene	106	8.189	8.189	0.000	89	333526	50.0	46.6	
87 Styrene	104	8.189	8.189	0.000	85	515561	50.0	47.5	
88 Bromoform	173	8.366	8.366	0.000	96	51562	50.0	43.3	
89 Isopropylbenzene	105	8.532	8.532	0.000	96	910248	50.0	47.3	
92 1,1,2,2-Tetrachloroethane	83	8.781	8.781	0.000	95	119778	50.0	40.2	
93 Bromobenzene	156	8.828	8.828	0.000	96	181634	50.0	40.0	
95 trans-1,4-Dichloro-2-buten	53	8.840	8.840	0.000	75	36919	50.0	38.3	
94 1,2,3-Trichloropropane	110	8.840	8.840	0.000	88	38863	50.0	41.4	
96 N-Propylbenzene	120	8.911	8.911	0.000	99	253234	50.0	44.3	
97 2-Chlorotoluene	126	9.005	9.005	0.000	96	198037	50.0	41.6	
98 1,3,5-Trimethylbenzene	105	9.076	9.076	0.000	96	770962	50.0	45.3	
99 4-Chlorotoluene	126	9.100	9.100	0.000	98	206450	50.0	42.2	
100 tert-Butylbenzene	119	9.396	9.396	0.000	94	768790	50.0	49.4	
102 1,2,4-Trimethylbenzene	105	9.443	9.443	0.000	95	758960	50.0	44.0	
103 sec-Butylbenzene	105	9.609	9.609	0.000	94	1025989	50.0	44.3	

Compound	Sig	RT (min.)	Exp RT (min.)	Dlt RT (min.)	Q	Response	Cal Amt ug/l	OnCol Amt ug/l	Flags
104 1,3-Dichlorobenzene	146	9.727	9.727	0.000	97	390336	50.0	39.8	
105 4-Isopropyltoluene	119	9.751	9.751	0.000	97	860078	50.0	45.4	
106 1,4-Dichlorobenzene	146	9.810	9.810	0.000	96	386224	50.0	40.3	
109 n-Butylbenzene	91	10.153	10.153	0.000	99	770774	50.0	44.3	
110 1,2-Dichlorobenzene	146	10.177	10.177	0.000	98	352587	50.0	40.0	
111 1,2-Dibromo-3-Chloropropan	157	10.934	10.934	0.000	81	15895	50.0	41.2	
113 1,2,4-Trichlorobenzene	180	11.762	11.762	0.000	95	197121	50.0	37.1	
114 Hexachlorobutadiene	225	11.940	11.940	0.000	98	119284	50.0	49.9	
115 Naphthalene	128	12.011	12.011	0.000	97	343452	50.0	33.6	
116 1,2,3-Trichlorobenzene	180	12.259	12.259	0.000	96	174122	50.0	43.7	
S 128 Xylenes, Total	106				0		100.0	92.6	
S 129 Trihalomethanes, Total	1				0		200.0	178.2	
S 157 Total BTEX	1				0		250.0	229.0	

Reagents:

VMRPRIMW_00366	Amount Added:	5.00	Units: uL	
VMAROLISTDW_00326	Amount Added:	5.00	Units: uL	
VMRGAS_00321	Amount Added:	2.00	Units: uL	
vm40ml_vials_00014	Amount Added:	0.00	Units:	Run Reagent
VMUX8SS_00032	Amount Added:	1.15	Units: uL	Run Reagent
vmDist_H2o_00161	Amount Added:	0.00	Units:	Run Reagent
VM568718_00017	Amount Added:	1.00	Units: uL	Run Reagent

Report Date: 30-Dec-2019 06:52:40 Chrom Revision: 2.3 15-Dec-2019 06:20:02

Eurofins TestAmerica, Canton

Data File: \\chromna\Canton\ChromData\A3UX8\20191228-94619.b\UX88056.D

Injection Date:	28-Dec-2019 06:45:30	Instrument ID:	A3UX8	Operator ID:	402279
Lims ID:	CCVIS			Worklist Smp#:	4
Client ID:					
Purge Vol:	5.000 mL	Dil. Factor:	1.0000	ALS Bottle#:	2
Method:	8260_8	Limit Group:	MSV 8260B ICAL		

Column: DB-624 (0.18 mm)

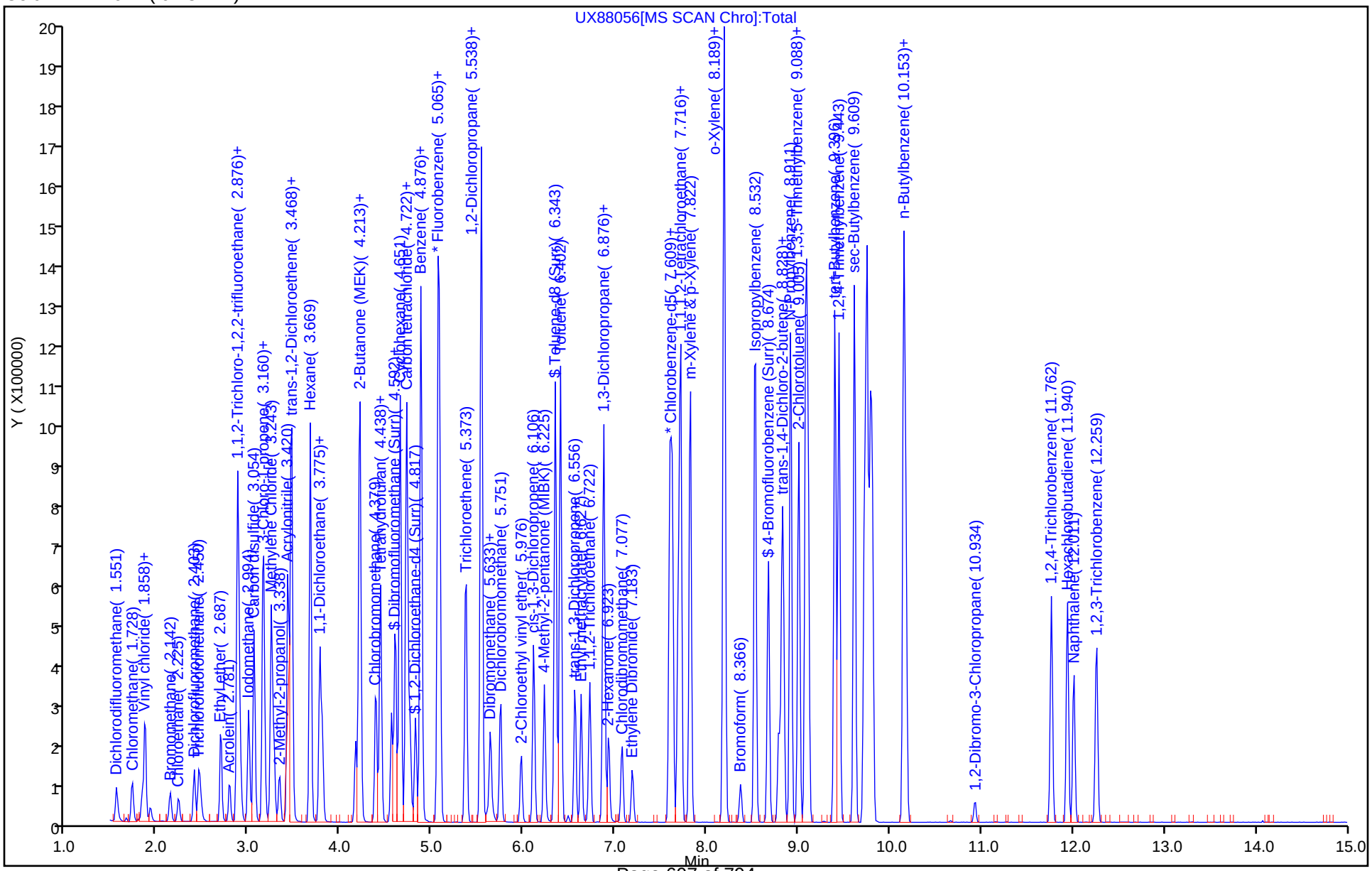

FORM VII
GC/MS VOA CONTINUING CALIBRATION DATA

Lab Name: Eurofins TestAmerica, Canton Job No.: 240-123986-1

SDG No.:

Lab Sample ID: CCV 240-417546/5 Calibration Date: 12/28/2019 07:07

Instrument ID: A3UX8 Calib Start Date: 08/16/2019 07:03

GC Column: DB-624 ID: 0.18(mm) Calib End Date: 08/16/2019 09:57

Lab File ID: UX88057.D Conc. Units: ng/uL Heated Purge: (Y/N) Y

ANALYTE	CURVE TYPE	AVE RRF	RRF	MIN RRF	CALC AMOUNT	SPIKE AMOUNT	%D	MAX %D
Acetonitrile	Ave	0.0232	0.0228		0.491	0.500	-1.7	50.0
Diisopropyl ether	Ave	0.2512	0.2055		0.0409	0.0500	-18.2	50.0
2-Chloro-1,3-butadiene	Ave	0.4896	0.5076		0.0518	0.0500	3.7	50.0
Ethyl tert-butyl ether	Ave	0.7071	0.6501		0.0460	0.0500	-8.1	50.0
Ethyl acetate	Ave	0.1538	0.1713		0.111	0.100	11.4	50.0
Propionitrile	Ave	0.0237	0.0229		0.483	0.500	-3.3	50.0
Methacrylonitrile	Ave	0.1081	0.1186		0.549	0.500	9.7	50.0
Tert-amyl methyl ether	Ave	0.5433	0.4631		0.0426	0.0500	-14.7	50.0
n-Butanol	Ave	0.0039	0.0033		1.06	1.25	-15.1	50.0
Ethyl acrylate	Ave	0.1823	0.2018		0.0553	0.0500	10.7	50.0
Methyl methacrylate	Ave	0.1371	0.1647		0.120	0.100	20.1	50.0
2-Nitropropane	Ave	0.0212	0.0246		0.116	0.100	15.6	50.0
n-Butyl acetate	Ave	0.3565	0.3739		0.0524	0.0500	4.9	50.0
1-Chlorohexane	Ave	0.5241	0.4980		0.0475	0.0500	-5.0	50.0
Cyclohexanone	Ave	0.0071	0.0049		0.343	0.500	-31.4	50.0
Pentachloroethane	Ave	0.4313	0.2302		0.0534	0.100	-46.6	50.0
1,2,3-Trimethylbenzene	Ave	3.078	2.738		0.0445	0.0500	-11.0	50.0
Benzyl chloride	Lin1		0.1038		0.0300	0.0500	-40.0	50.0
1,3,5-Trichlorobenzene	Ave	1.411	1.016		0.0360	0.0500	-28.0	50.0
2-Methylnaphthalene	Lin1		0.7698		0.0610	0.100	-39.0	50.0

Eurofins TestAmerica, Canton
Target Compound Quantitation Report

Data File: \\chromna\Canton\ChromData\A3UX8\20191228-94619.b\UX88057.D
Lims ID: CCV A9
Client ID:
Sample Type: CCV
Inject. Date: 28-Dec-2019 07:07:30 ALS Bottle#: 3 Worklist Smp#: 5
Purge Vol: 5.000 mL Dil. Factor: 1.0000
Sample Info: 240-0094619-005
Operator ID: 402279 Instrument ID: A3UX8
Sublist: chrom-8260_8*sub69

Method: \\chromna\Canton\ChromData\A3UX8\20191228-94619.b\8260_8.m
Limit Group: MSV 8260B ICAL
Last Update: 30-Dec-2019 06:52:47 Calib Date: 04-Nov-2019 05:00:30
Integrator: RTE ID Type: Deconvolution ID
Quant Method: Internal Standard Quant By: Initial Calibration
Last ICal File: \\chromna\Canton\ChromData\A3UX8\20191104-92755.b\UX87328.D

Column 1 : DB-624 (0.18 mm) Det: MS SCAN
Process Host: CTX0320

First Level Reviewer: latat Date: 28-Dec-2019 08:14:33

Compound	Sig	RT (min.)	Exp RT (min.)	Dlt RT (min.)	Q	Response	Cal Amt ug/l	OnCol Amt ug/l	Flags
* 1 Fluorobenzene	96	5.085	5.077	0.008	100	769045	50.0	50.0	
* 2 Chlorobenzene-d5	117	7.594	7.597	-0.003	97	524520	50.0	50.0	
* 3 1,4-Dichlorobenzene-d4	152	9.783	9.786	-0.003	98	261086	50.0	50.0	
25 Acetonitrile	41	3.121	3.124	-0.003	99	175287	500.0	491.5	
36 Isopropyl ether	87	3.831	3.822	0.009	96	158070	50.0	40.9	
37 2-Chloro-1,3-butadiene	53	3.843	3.845	-0.002	94	390364	50.0	51.8	
38 Tert-butyl ethyl ether	59	4.091	4.094	-0.003	97	499947	50.0	46.0	
43 Propionitrile	54	4.245	4.248	-0.003	98	176035	500.0	483.4	
42 Ethyl acetate	43	4.245	4.248	-0.003	100	263393	100.0	111.4	
44 Methacrylonitrile	41	4.363	4.366	-0.003	98	912054	500.0	548.7	
55 Tert-amyl methyl ether	73	4.955	4.946	0.009	92	356179	50.0	42.6	
57 n-Butanol	56	5.262	5.265	-0.003	96	64007	1250.0	1060.8	
59 Ethyl acrylate	55	5.416	5.419	-0.003	99	155173	50.0	55.3	
62 Methyl methacrylate	41	5.606	5.608	-0.002	95	253293	100.0	120.1	
66 2-Nitropropane	41	5.925	5.916	0.009	96	37763	100.0	115.6	
77 n-Butyl acetate	43	7.026	7.028	-0.002	99	196104	50.0	52.4	
81 1-Chlorohexane	91	7.582	7.585	-0.002	89	261200	50.0	47.5	
91 Cyclohexanone	55	8.611	8.614	-0.003	96	25499	500.0	342.9	
101 Pentachloroethane	167	9.416	9.419	-0.003	0	120196	100.0	53.4	
107 1,2,3-Trimethylbenzene	105	9.854	9.856	-0.002	99	714981	50.0	44.5	
108 Benzyl chloride	126	9.936	9.927	0.009	99	27107	50.0	30.0	
112 1,3,5-Trichlorobenzene	180	11.155	11.146	0.009	97	265375	50.0	36.0	
117 2-Methylnaphthalene	142	13.297	13.300	-0.003	93	401946	100.0	61.0	

Reagents:

VMRA9W_00326 Amount Added: 5.00 Units: uL
VM568718_00017 Amount Added: 1.00 Units: uL

Report Date: 30-Dec-2019 06:52:48 Chrom Revision: 2.3 15-Dec-2019 06:20:02

Eurofins TestAmerica, Canton

Data File: \\chromna\Canton\ChromData\A3UX8\20191228-94619.b\UX88057.D

Injection Date:	28-Dec-2019 07:07:30	Instrument ID:	A3UX8	Operator ID:	402279
Lims ID:	CCV A9			Worklist Smp#:	5
Client ID:					
Purge Vol:	5.000 mL	Dil. Factor:	1.0000	ALS Bottle#:	3
Method:	8260_8	Limit Group:	MSV 8260B ICAL		

Column: DB-624 (0.18 mm)

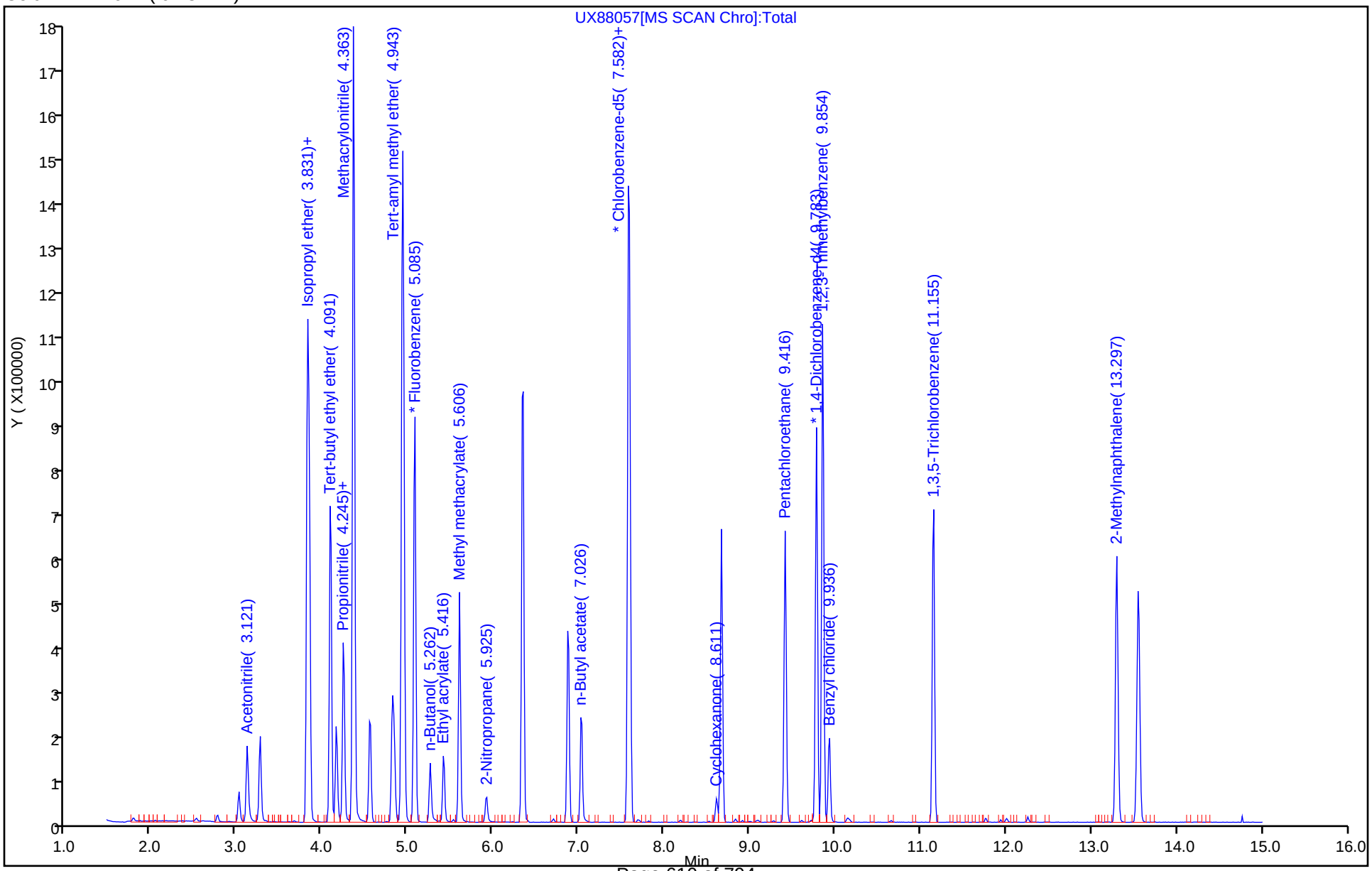

Eurofins TestAmerica, Canton
Target Compound Quantitation Report

Data File: \\chromna\Canton\ChromData\A3UX14\20191102-92735.b\BFB14064.D
Lims ID: bfb
Client ID:
Sample Type: BFB
Inject. Date: 02-Nov-2019 12:39:30 ALS Bottle#: 1 Worklist Smp#: 1
Injection Vol: 5.0 mL Dil. Factor: 1.0000
Sample Info: BFB
Misc. Info.: 240-0092735-001
Operator ID: 002808 Instrument ID: A3UX14

Method: \\chromna\Canton\ChromData\A3UX14\20191102-92735.b\8260_14.m
Limit Group: MSV 8260B ICAL
Last Update: 04-Nov-2019 15:26:10 Calib Date: 02-Nov-2019 16:19:30
Integrator: RTE ID Type: Deconvolution ID
Quant Method: Internal Standard Quant By: Initial Calibration
Last ICal File: \\chromna\Canton\ChromData\A3UX14\20191102-92735.b\1422511.D

Column 1 : DB-624 (0.18 mm) Det: MS SCAN
Process Host: CTX0328

Compound	Sig	RT (min.)	Exp RT (min.)	Dlt RT (min.)	Q	Response	Cal Amt ug/l	OnCol Amt ug/l	Flags
$ 8 BFB	95	3.662	3.662	0.000	0	955931	NR	NR	

QC Flag Legend

Processing Flags
NR - Missing Quant Standard

Reagents:

vmbfb_00023 Amount Added: 1.00 Units: uL

MS Tune Report

Eurofins TestAmerica, Canton

Data File: \\chromna\Canton\ChromData\A3UX14\20191102-92735.b\BFB14064.D
Injection Date: 02-Nov-2019 12:39:30 Instrument ID: A3UX14
Lims ID: bfb
Client ID:
Operator ID: 002808 ALS Bottle#: 1 Worklist Smp#: 1
Injection Vol: 5.0 mL Dil. Factor: 1.0000
Method: 8260_14 Limit Group: MSV 8260B ICAL
Tune Method: BFB Method 8260

$ 8 BFB

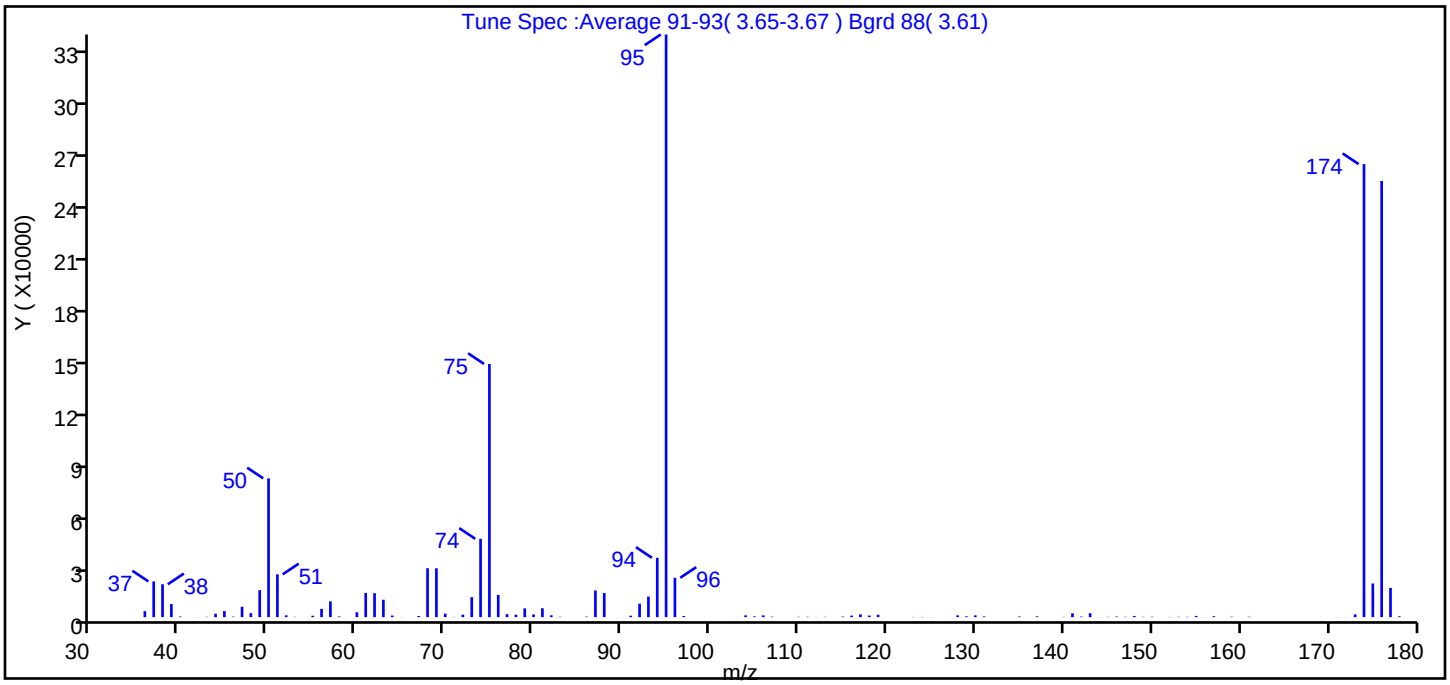

m/z	Ion Abundance Criteria	% Relative Abundance
95	Base peak, 100% relative abundance	100.0
50	15 to 40% of m/z 95	23.8
75	30 to 60% of m/z 95	43.5
96	5 to 9% of m/z 95	6.8
173	Less than 2% of m/z 174	0.5 (0.6)
174	50 to 120% of m/z 95	77.8
175	5 to 9% of m/z 174	5.8 (7.4)
176	Greater than 95% but less than 101% of m/z 174	74.9 (96.3)
177	5 to 9% of m/z 176	5.0 (6.7)

Data File: \\chromna\Canton\ChromData\A3UX14\20191102-92735.b\BFB14064.D\8260_14.rslt\spectra.d
Injection Date: 02-Nov-2019 12:39:30
Spectrum: Tune Spec :Average 91-93(3.65-3.67) Bgrd 88(3.61)
Base Peak: 95.00
Minimum % Base Peak: 0
Number of Points: 105

m/z	Y	m/z	Y	m/z	Y	m/z	Y
36.00	3459	65.00	57	97.00	633	143.00	2264
37.00	20712	67.00	672	103.00	52	144.00	69
38.00	19080	68.00	28368	104.00	1031	145.00	167
39.00	7580	69.00	28336	105.00	453	146.00	331
40.00	376	70.00	2048	106.00	1025	147.00	210
41.00	15	71.00	128	107.00	277	148.00	688
42.00	59	72.00	1419	110.00	185	149.00	165
43.00	181	73.00	11579	111.00	207	150.00	229
44.00	1949	74.00	45408	112.00	79	152.00	129
45.00	3502	75.00	146752	113.00	156	153.00	200
46.00	293	76.00	12898	115.00	328	154.00	172
47.00	5998	77.00	1739	116.00	899	155.00	710
48.00	2312	78.00	1406	117.00	1638	156.00	62
49.00	15652	79.00	5116	118.00	927	157.00	517
50.00	80440	80.00	1571	119.00	1374	159.00	250
51.00	24816	81.00	5151	123.00	135	161.00	244
52.00	1066	82.00	1059	124.00	129	171.00	67
53.00	180	83.00	227	125.00	63	172.00	56
55.00	810	86.00	315	128.00	1036	173.00	1617
56.00	4790	87.00	15446	129.00	475	174.00	262592
57.00	9135	88.00	13945	130.00	1014	175.00	19512
58.00	405	91.00	818	131.00	427	176.00	252800
60.00	2807	92.00	7808	135.00	380	177.00	16952
61.00	14017	93.00	11911	137.00	465	178.00	475
62.00	13877	94.00	34392	140.00	140		
63.00	10076	95.00	337728	141.00	2214		
64.00	915	96.00	22808	142.00	320		

Report Date: 04-Nov-2019 15:26:10 Chrom Revision: 2.3 09-Oct-2019 11:13:36

Eurofins TestAmerica, Canton

Data File: \\chromna\Canton\ChromData\A3UX14\20191102-92735.b\BFB14064.D

Injection Date:	02-Nov-2019 12:39:30	Instrument ID:	A3UX14	Operator ID:	002808
Lims ID:	bfb			Worklist Smp#:	1
Client ID:					
Injection Vol:	5.0 mL	Dil. Factor:	1.0000	ALS Bottle#:	1
Method:	8260_14	Limit Group:	MSV 8260B ICAL		

Column: DB-624 (0.18 mm)

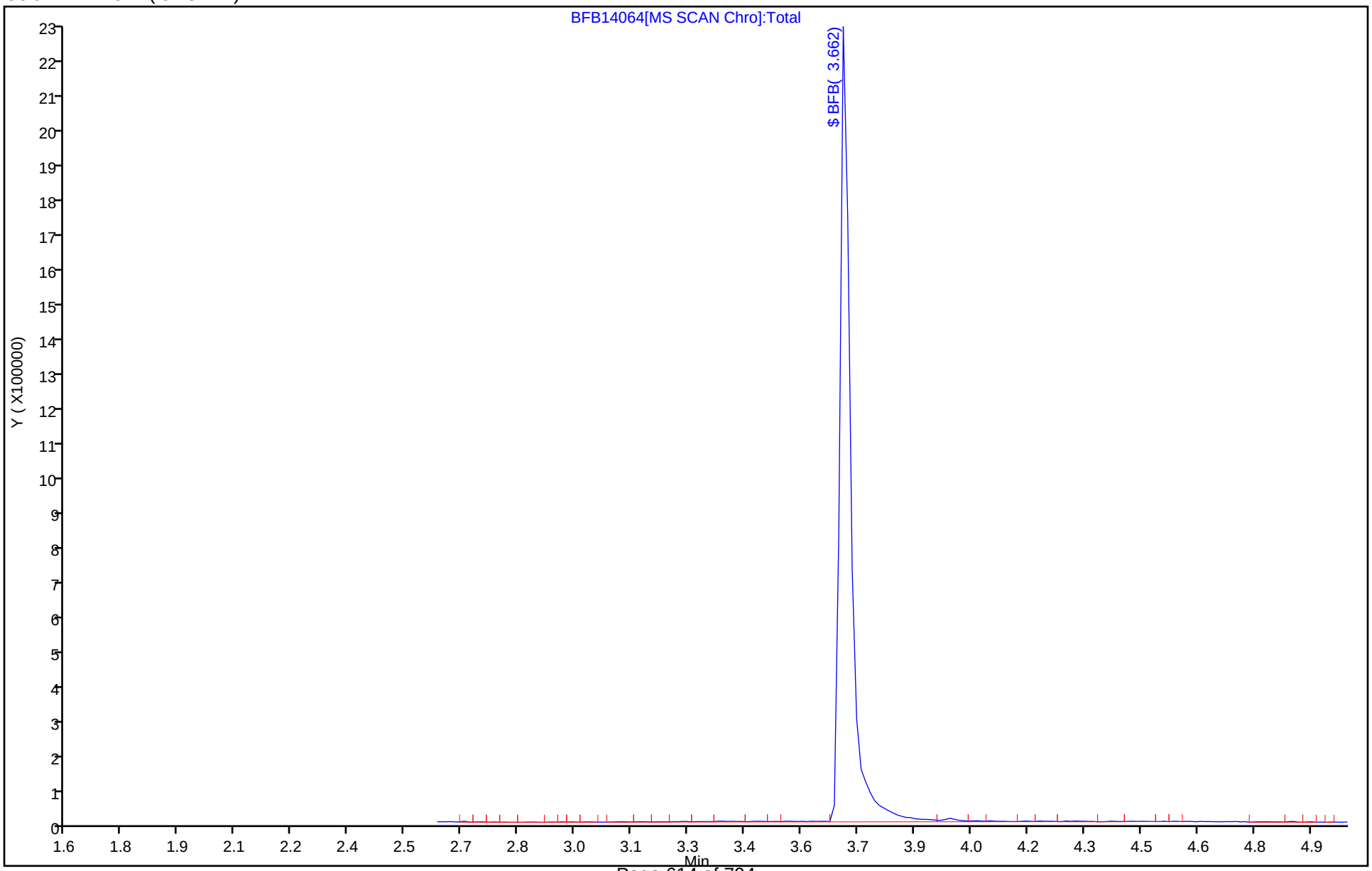

Eurofins TestAmerica, Canton
Target Compound Quantitation Report

Data File: \\chromna\Canton\ChromData\A3UX14\20191107-92918.b\BFB14068.D
Lims ID: bfb
Client ID:
Sample Type: BFB
Inject. Date: 07-Nov-2019 10:56:30 ALS Bottle#: 1 Worklist Smp#: 1
Injection Vol: 5.0 mL Dil. Factor: 1.0000
Sample Info: BFB
Misc. Info.: 240-0092918-001
Operator ID: 002808 Instrument ID: A3UX14

Method: \\chromna\Canton\ChromData\A3UX14\20191107-92918.b\8260_14.m
Limit Group: MSV 8260B ICAL
Last Update: 08-Nov-2019 14:07:29 Calib Date: 07-Nov-2019 19:26:30
Integrator: RTE ID Type: Deconvolution ID
Quant Method: Internal Standard Quant By: Initial Calibration
Last ICal File: \\chromna\Canton\ChromData\A3UX14\20191107-92918.b\1422636.D

Column 1 : DB-624 (0.18 mm) Det: MS SCAN
Process Host: CTX0311

Compound	Sig	RT (min.)	Exp RT (min.)	Dlt RT (min.)	Q	Response	Cal Amt ug/l	OnCol Amt ug/l	Flags
$ 8 BFB	95	3.662	3.662	0.000	0	850296	NR	NR	

QC Flag Legend

Processing Flags
NR - Missing Quant Standard

Reagents:

vmbfb_00023 Amount Added: 1.00 Units: uL

MS Tune Report

Eurofins TestAmerica, Canton

Data File: \\chromna\Canton\ChromData\A3UX14\20191107-92918.b\BFB14068.D
Injection Date: 07-Nov-2019 10:56:30 Instrument ID: A3UX14
Lims ID: bfb
Client ID:
Operator ID: 002808 ALS Bottle#: 1 Worklist Smp#: 1
Injection Vol: 5.0 mL Dil. Factor: 1.0000
Method: 8260_14 Limit Group: MSV 8260B ICAL
Tune Method: BFB Method 8260

$ 8 BFB

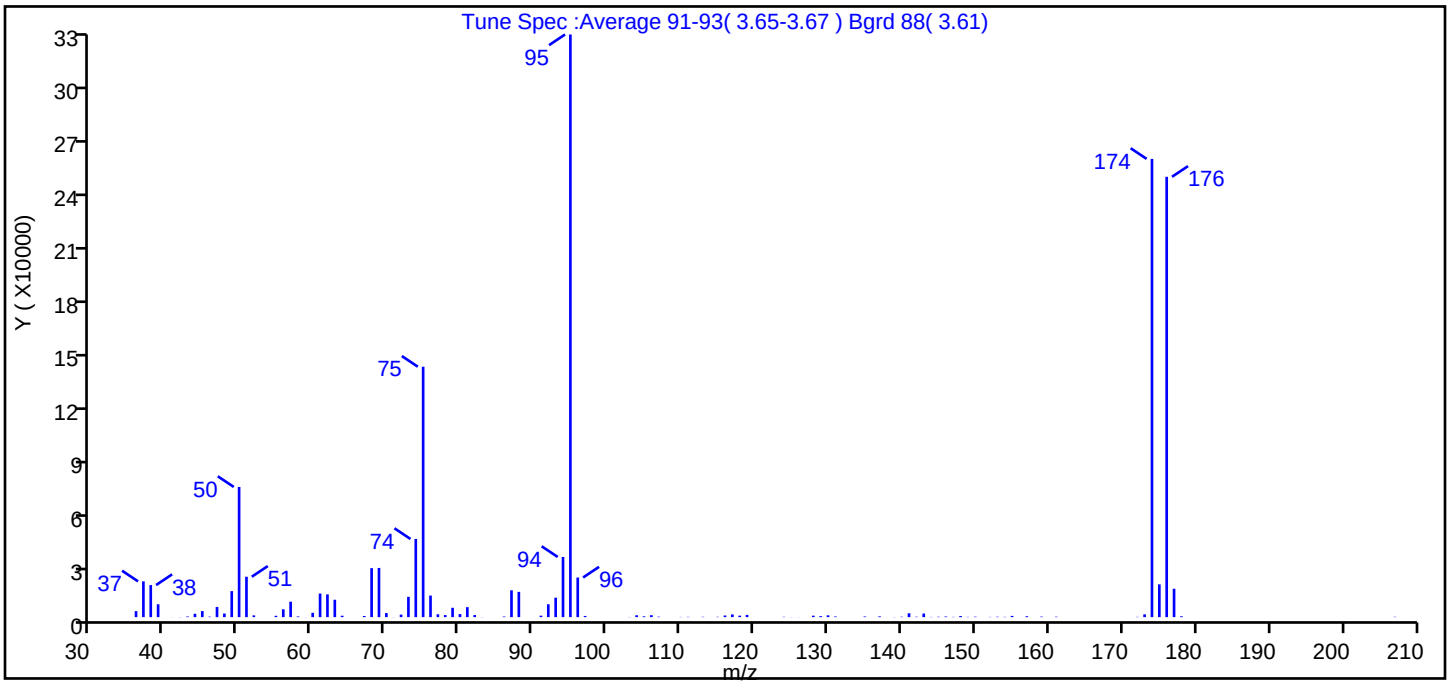

m/z	Ion Abundance Criteria	% Relative Abundance
95	Base peak, 100% relative abundance	100.0
50	15 to 40% of m/z 95	22.3
75	30 to 60% of m/z 95	43.0
96	5 to 9% of m/z 95	6.8
173	Less than 2% of m/z 174	0.5 (0.6)
174	50 to 120% of m/z 95	78.6
175	5 to 9% of m/z 174	5.6 (7.2)
176	Greater than 95% but less than 101% of m/z 174	75.6 (96.1)
177	5 to 9% of m/z 176	4.9 (6.4)

Data File: \\chromna\Canton\ChromData\A3UX14\20191107-92918.b\BFB14068.D\8260_14.rslt\spectra.d
Injection Date: 07-Nov-2019 10:56:30
Spectrum: Tune Spec :Average 91-93(3.65-3.67) Bgrd 88(3.61)
Base Peak: 95.00
Minimum % Base Peak: 0
Number of Points: 102

m/z	Y	m/z	Y	m/z	Y	m/z	Y
36.00	3326	67.00	646	97.00	660	142.00	229
37.00	19816	68.00	27136	103.00	84	143.00	1999
38.00	17784	69.00	27256	104.00	1042	144.00	123
39.00	7129	70.00	2254	105.00	457	145.00	210
41.00	34	71.00	61	106.00	1077	146.00	358
42.00	71	72.00	1403	107.00	247	147.00	152
43.00	349	73.00	11259	110.00	107	148.00	603
44.00	1870	74.00	43312	111.00	152	149.00	139
45.00	3355	75.00	138752	113.00	187	150.00	254
46.00	263	76.00	11955	115.00	183	152.00	129
47.00	5639	77.00	1589	116.00	925	153.00	234
48.00	1987	78.00	1145	117.00	1499	154.00	164
49.00	14416	79.00	5188	118.00	825	155.00	691
50.00	72136	80.00	1706	119.00	1237	157.00	498
51.00	22384	81.00	5536	124.00	181	159.00	287
52.00	973	82.00	1155	125.00	61	161.00	245
55.00	746	83.00	63	126.00	54	172.00	154
56.00	4353	86.00	339	128.00	806	173.00	1546
57.00	8554	87.00	14857	129.00	545	174.00	253888
58.00	380	88.00	14003	130.00	1008	175.00	18160
59.00	50	91.00	819	131.00	367	176.00	243968
60.00	2399	92.00	7130	135.00	356	177.00	15735
61.00	13077	93.00	10776	137.00	417	178.00	478
62.00	12603	94.00	33344	139.00	81	207.00	183
63.00	9638	95.00	322816	140.00	215		
64.00	786	96.00	21960	141.00	2137		

Report Date: 08-Nov-2019 14:07:30 Chrom Revision: 2.3 09-Oct-2019 11:13:36

Eurofins TestAmerica, Canton

Data File: \\chromna\Canton\ChromData\A3UX14\20191107-92918.b\BFB14068.D

Injection Date:	07-Nov-2019 10:56:30	Instrument ID:	A3UX14	Operator ID:	002808
Lims ID:	bfb			Worklist Smp#:	1
Client ID:					
Injection Vol:	5.0 mL	Dil. Factor:	1.0000	ALS Bottle#:	1
Method:	8260_14	Limit Group:	MSV 8260B ICAL		

Column: DB-624 (0.18 mm)

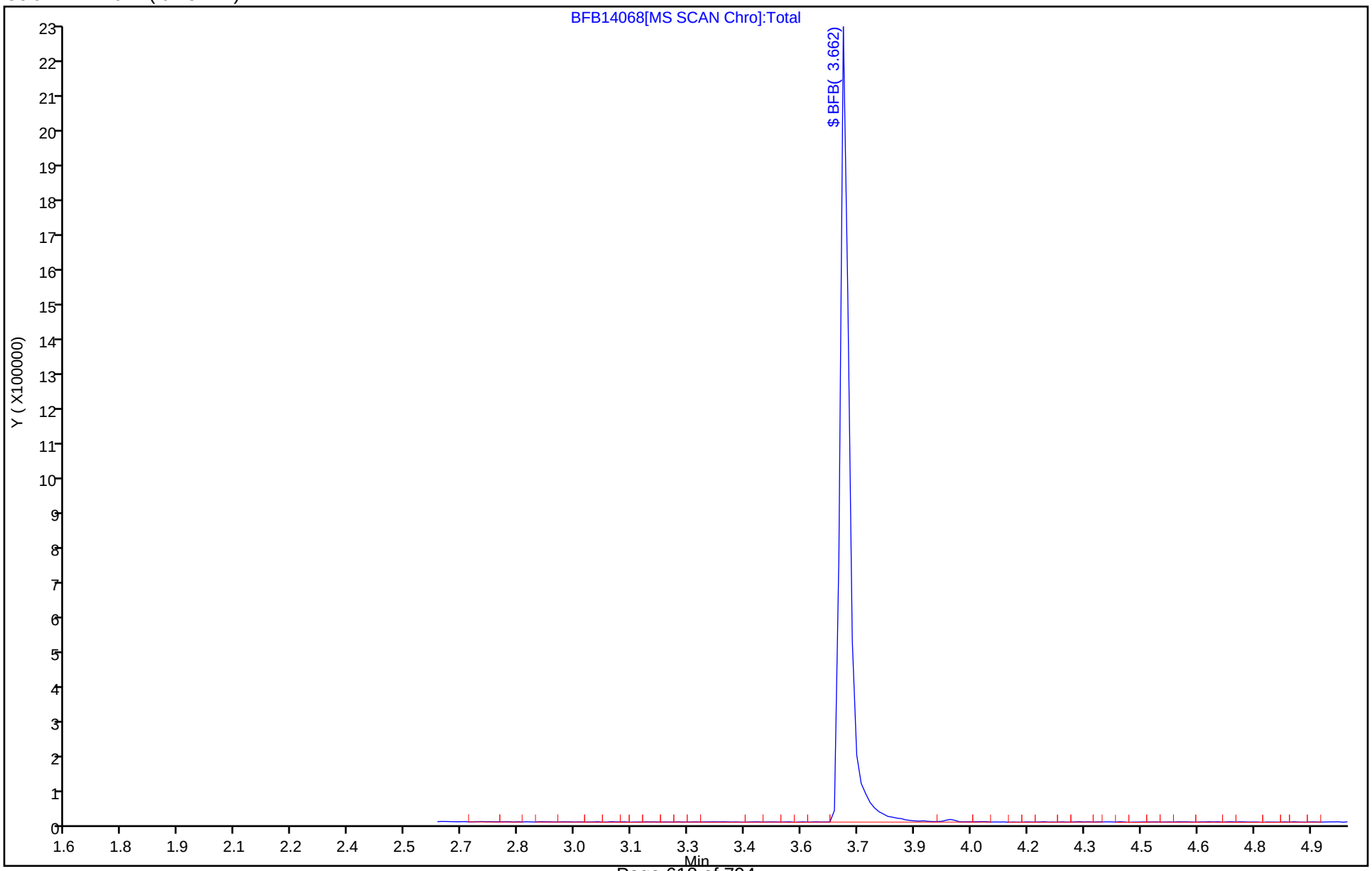

Eurofins TestAmerica, Canton
Target Compound Quantitation Report

Data File:	\\chromna\Canton\ChromData\A3UX14\20191226-94563.b\BFB14094.D				
Lims ID:	bfb				
Client ID:					
Sample Type:	BFB				
Inject. Date:	26-Dec-2019 14:10:30	ALS Bottle#:	1	Worklist Smp#:	1
Injection Vol:	5.0 mL	Dil. Factor:	1.0000		
Sample Info:	BFB				
Misc. Info.:	240-0094563-001				
Operator ID:	002808	Instrument ID:	A3UX14		
Method:	\\chromna\Canton\ChromData\A3UX14\20191226-94563.b\8260_14.m				
Limit Group:	MSV 8260B ICAL				
Last Update:	27-Dec-2019 09:51:53	Calib Date:	07-Nov-2019 19:26:30		
Integrator:	RTE	ID Type:	Deconvolution ID		
Quant Method:	Internal Standard	Quant By:	Initial Calibration		
Last ICal File:	\\chromna\Canton\ChromData\A3UX14\20191107-92918.b\1422636.D				
Column 1 :	DB-624 (0.18 mm)		Det: MS SCAN		
Process Host:	CTX0325				

Compound	Sig	RT (min.)	Exp RT (min.)	Dlt RT (min.)	Q	Response	Cal Amt ug/l	OnCol Amt ug/l	Flags
$ 8 BFB	95	3.662	3.662	0.000	0	589196	NR	NR	

QC Flag Legend

Processing Flags
NR - Missing Quant Standard

Reagents:

vmbfb_00024 Amount Added: 1.00 Units: uL

MS Tune Report

Eurofins TestAmerica, Canton

Data File: \\chromna\Canton\ChromData\A3UX14\20191226-94563.b\BFB14094.D
Injection Date: 26-Dec-2019 14:10:30 Instrument ID: A3UX14
Lims ID: bfb
Client ID:
Operator ID: 002808 ALS Bottle#: 1 Worklist Smp#: 1
Injection Vol: 5.0 mL Dil. Factor: 1.0000
Method: 8260_14 Limit Group: MSV 8260B ICAL
Tune Method: BFB Method 8260

$ 8 BFB

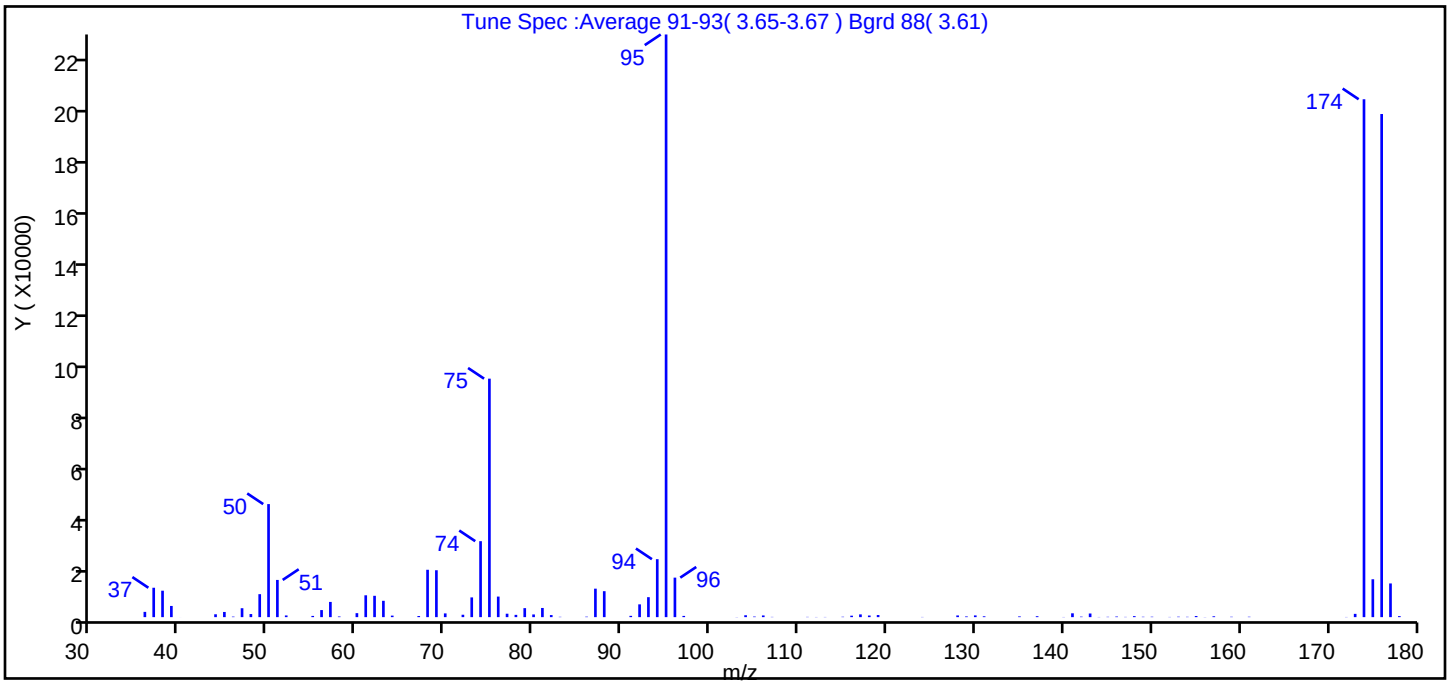

m/z	Ion Abundance Criteria	% Relative Abundance
95	Base peak, 100% relative abundance	100.0
50	15 to 40% of m/z 95	19.4
75	30 to 60% of m/z 95	40.9
96	5 to 9% of m/z 95	6.8
173	Less than 2% of m/z 174	0.6 (0.6)
174	50 to 120% of m/z 95	88.9
175	5 to 9% of m/z 174	6.5 (7.3)
176	Greater than 95% but less than 101% of m/z 174	86.3 (97.2)
177	5 to 9% of m/z 176	5.8 (6.7)

Data File: \\chromna\Canton\ChromData\A3UX14\20191226-94563.b\BFB14094.D\8260_14.rslt\spectra.d
Injection Date: 26-Dec-2019 14:10:30
Spectrum: Tune Spec :Average 91-93(3.65-3.67) Bgrd 88(3.61)
Base Peak: 95.00
Minimum % Base Peak: 0
Number of Points: 95

m/z	Y	m/z	Y	m/z	Y	m/z	Y
36.00	2056	68.00	18488	97.00	479	143.00	1423
37.00	11473	69.00	18304	103.00	51	144.00	67
38.00	10318	70.00	1459	104.00	737	145.00	128
39.00	4369	72.00	940	105.00	224	146.00	238
40.00	10	73.00	7703	106.00	661	147.00	96
44.00	1121	74.00	29648	107.00	96	148.00	388
45.00	2021	75.00	93072	111.00	100	149.00	146
46.00	203	76.00	8026	112.00	65	150.00	164
47.00	3484	77.00	1339	113.00	71	152.00	78
48.00	1210	78.00	889	115.00	152	153.00	175
49.00	8966	79.00	3515	116.00	570	154.00	129
50.00	44120	80.00	1054	117.00	1072	155.00	432
51.00	14521	81.00	3580	118.00	636	156.00	50
52.00	661	82.00	808	119.00	821	157.00	328
55.00	480	83.00	124	124.00	75	159.00	147
56.00	2760	86.00	184	128.00	661	161.00	155
57.00	5941	87.00	11114	129.00	276	172.00	68
58.00	255	88.00	10131	130.00	671	173.00	1283
60.00	1557	91.00	506	131.00	324	174.00	202112
61.00	8527	92.00	4992	135.00	288	175.00	14783
62.00	8328	93.00	7792	137.00	364	176.00	196352
63.00	6379	94.00	22616	140.00	65	177.00	13151
64.00	599	95.00	227392	141.00	1499	178.00	390
67.00	432	96.00	15418	142.00	195		

Report Date: 27-Dec-2019 09:51:54 Chrom Revision: 2.3 15-Dec-2019 06:20:02

Eurofins TestAmerica, Canton

Data File: \\chromna\Canton\ChromData\A3UX14\20191226-94563.b\BFB14094.D

Injection Date:	26-Dec-2019 14:10:30	Instrument ID:	A3UX14	Operator ID:	002808
Lims ID:	bfb			Worklist Smp#:	1
Client ID:					
Injection Vol:	5.0 mL	Dil. Factor:	1.0000	ALS Bottle#:	1
Method:	8260_14	Limit Group:	MSV 8260B ICAL		

Column: DB-624 (0.18 mm)

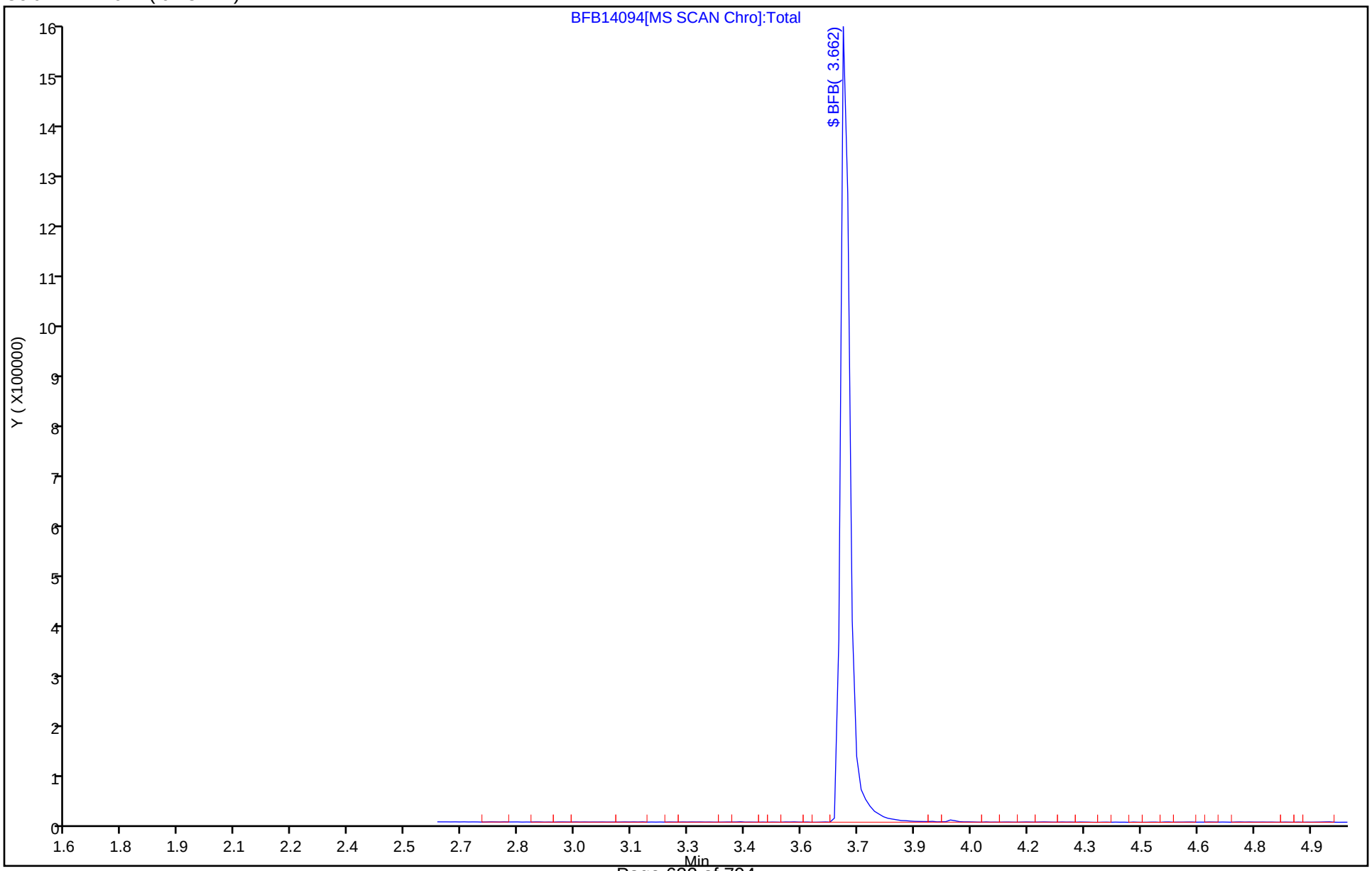

Eurofins TestAmerica, Canton
Target Compound Quantitation Report

Data File:	\\chromna\Canton\ChromData\A3UX18\20191115-93220.b\BFB18690.D				
Lims ID:	bfb				
Client ID:					
Sample Type:	BFB				
Inject. Date:	15-Nov-2019 14:53:30	ALS Bottle#:	1	Worklist Smp#:	1
Injection Vol:	5.0 mL	Dil. Factor:	1.0000		
Sample Info:	BFB				
Misc. Info.:	240-0093220-001				
Operator ID:	002808	Instrument ID:	A3UX18		
Method:	\\chromna\Canton\ChromData\A3UX18\20191115-93220.b\8260_18.m				
Limit Group:	MSV 8260B ICAL				
Last Update:	18-Nov-2019 09:55:40	Calib Date:	15-Nov-2019 19:02:30		
Integrator:	RTE	ID Type:	Deconvolution ID		
Quant Method:	Internal Standard	Quant By:	Initial Calibration		
Last ICal File:	\\chromna\Canton\ChromData\A3UX18\20191115-93220.b\181410.D				
Column 1 :	DB-624 (0.18 mm)		Det: MS SCAN		
Process Host:	CTX0328				

Compound	Sig	RT (min.)	Exp RT (min.)	Dlt RT (min.)	Q	Response	Cal Amt ug/l	OnCol Amt ug/l	Flags
$ 8 BFB	95	3.615	3.615	0.000	0	333698	NR	NR	

QC Flag Legend

Processing Flags
NR - Missing Quant Standard

Reagents:

vmbfb_00023 Amount Added: 1.00 Units: uL

MS Tune Report

Eurofins TestAmerica, Canton

Data File: \\chromna\Canton\ChromData\A3UX18\20191115-93220.b\BFB18690.D
Injection Date: 15-Nov-2019 14:53:30 Instrument ID: A3UX18
Lims ID: bfb
Client ID:
Operator ID: 002808 ALS Bottle#: 1 Worklist Smp#: 1
Injection Vol: 5.0 mL Dil. Factor: 1.0000
Method: 8260_18 Limit Group: MSV 8260B ICAL
Tune Method: BFB Method 8260

$ 8 BFB

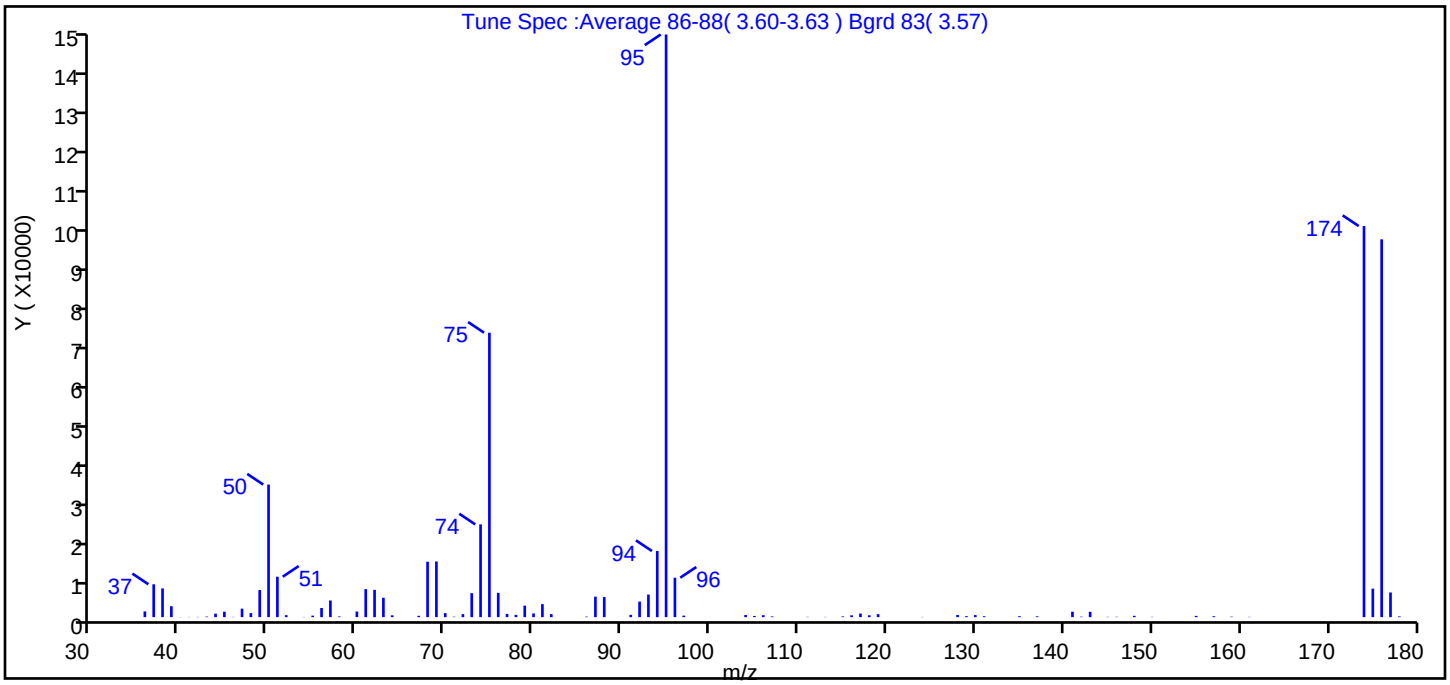

m/z	Ion Abundance Criteria	% Relative Abundance
95	Base peak, 100% relative abundance	100.0
50	15 to 40% of m/z 95	22.8
75	30 to 60% of m/z 95	48.8
96	5 to 9% of m/z 95	6.8
173	Less than 2% of m/z 174	0.0 (0.0)
174	50 to 120% of m/z 95	67.1
175	5 to 9% of m/z 174	4.9 (7.3)
176	Greater than 95% but less than 101% of m/z 174	64.8 (96.6)
177	5 to 9% of m/z 176	4.2 (6.5)

Data File: \\chromna\Canton\ChromData\A3UX18\20191115-93220.b\BFB18690.D\8260_18.rslt\spectra.d
Injection Date: 15-Nov-2019 14:53:30
Spectrum: Tune Spec :Average 86-88(3.60-3.63) Bgrd 83(3.57)
Base Peak: 95.00
Minimum % Base Peak: 0
Number of Points: 87

m/z	Y	m/z	Y	m/z	Y	m/z	Y
36.00	1399	60.00	1372	87.00	4997	129.00	245
37.00	8015	61.00	6828	88.00	4897	130.00	503
38.00	7007	62.00	6651	91.00	553	131.00	222
39.00	2664	63.00	4718	92.00	3797	135.00	230
40.00	37	64.00	440	93.00	5509	137.00	199
41.00	45	67.00	327	94.00	16125	141.00	1327
42.00	59	68.00	13513	95.00	142080	142.00	113
43.00	135	69.00	13571	96.00	9620	143.00	1306
44.00	856	70.00	973	97.00	375	145.00	73
45.00	1324	71.00	104	104.00	530	146.00	90
46.00	57	72.00	730	105.00	291	148.00	322
47.00	2069	73.00	5850	106.00	477	150.00	73
48.00	983	74.00	22616	107.00	181	155.00	303
49.00	6618	75.00	69360	111.00	68	157.00	220
50.00	32328	76.00	5927	113.00	58	159.00	111
51.00	9859	77.00	779	115.00	181	161.00	67
52.00	485	78.00	552	116.00	449	174.00	95368
54.00	50	79.00	2800	117.00	872	175.00	6948
55.00	364	80.00	897	118.00	452	176.00	92128
56.00	2234	81.00	3171	119.00	724	177.00	6012
57.00	4061	82.00	735	124.00	51	178.00	182
58.00	169	86.00	128	128.00	520		

Report Date: 18-Nov-2019 09:55:40 Chrom Revision: 2.3 09-Oct-2019 11:13:36

Eurofins TestAmerica, Canton

Data File: \\chromna\Canton\ChromData\A3UX18\20191115-93220.b\BFB18690.D

Injection Date:	15-Nov-2019 14:53:30	Instrument ID:	A3UX18	Operator ID:	002808
Lims ID:	bfb			Worklist Smp#:	1
Client ID:					
Injection Vol:	5.0 mL	Dil. Factor:	1.0000	ALS Bottle#:	1
Method:	8260_18	Limit Group:	MSV 8260B ICAL		

Column: DB-624 (0.18 mm)

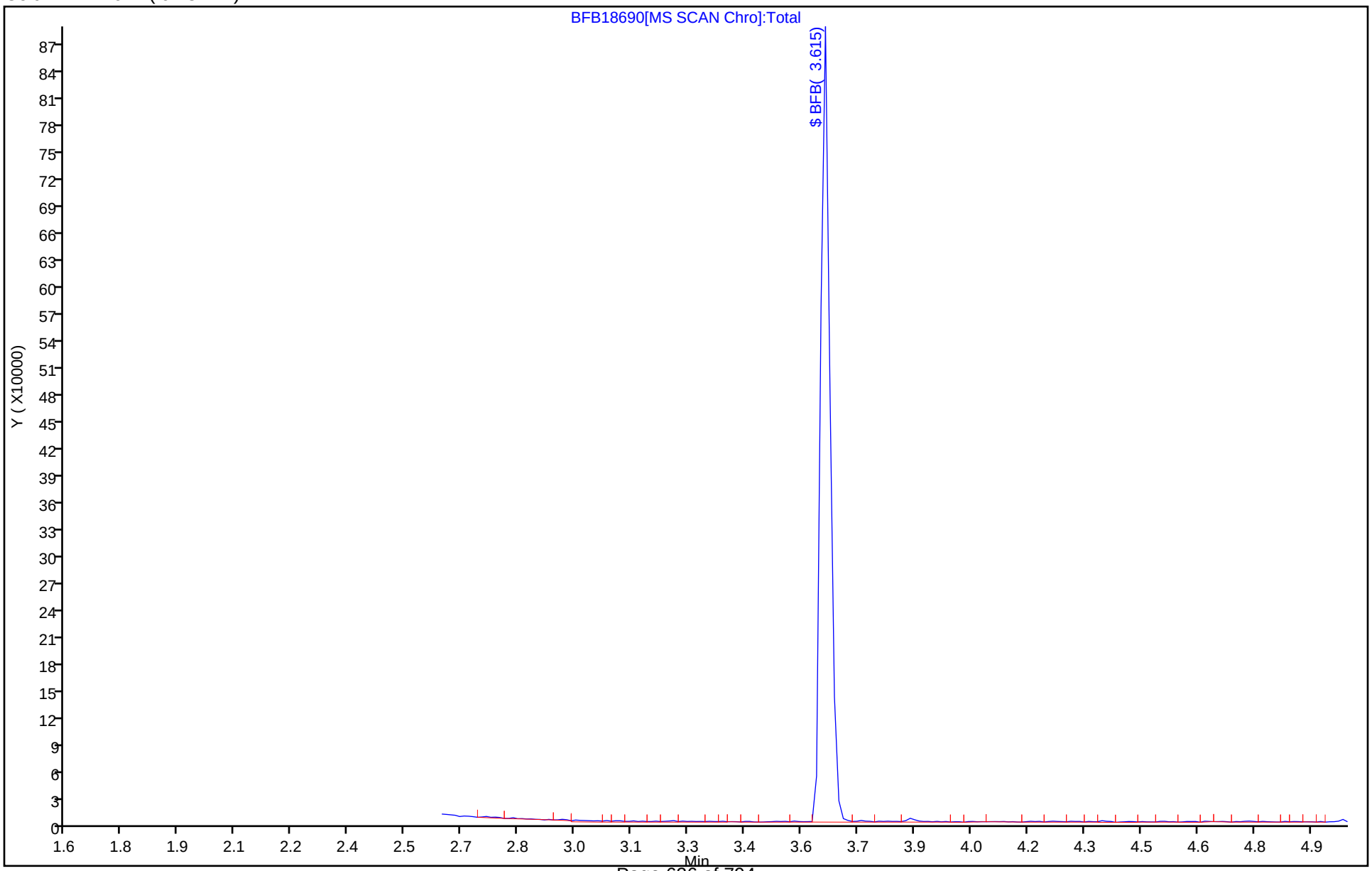

Eurofins TestAmerica, Canton
Target Compound Quantitation Report

Data File: \\chromna\Canton\ChromData\A3UX18\20191118-93277.b\BFB18691.D
Lims ID: bfb
Client ID:
Sample Type: BFB
Inject. Date: 18-Nov-2019 11:30:30 ALS Bottle#: 1 Worklist Smp#: 1
Injection Vol: 5.0 mL Dil. Factor: 1.0000
Sample Info: BFB
Misc. Info.: 240-0093277-001
Operator ID: 002808 Instrument ID: A3UX18

Method: \\chromna\Canton\ChromData\A3UX18\20191118-93277.b\8260_18.m
Limit Group: MSV 8260B ICAL
Last Update: 19-Nov-2019 10:58:06 Calib Date: 18-Nov-2019 16:03:30
Integrator: RTE ID Type: Deconvolution ID
Quant Method: Internal Standard Quant By: Initial Calibration
Last ICal File: \\chromna\Canton\ChromData\A3UX18\20191118-93277.b\181425.D

Column 1 : DB-624 (0.18 mm) Det: MS SCAN
Process Host: CTX0318

Compound	Sig	RT (min.)	Exp RT (min.)	Dlt RT (min.)	Q	Response	Cal Amt ug/l	OnCol Amt ug/l	Flags
$ 8 BFB	95	3.614	3.614	0.000	0	290619	NR	NR	

QC Flag Legend

Processing Flags
NR - Missing Quant Standard

Reagents:

vmbfb_00023 Amount Added: 1.00 Units: uL

MS Tune Report

Eurofins TestAmerica, Canton

Data File: \\chromna\Canton\ChromData\A3UX18\20191118-93277.b\BFB18691.D
Injection Date: 18-Nov-2019 11:30:30 Instrument ID: A3UX18
Lims ID: bfb
Client ID:
Operator ID: 002808 ALS Bottle#: 1 Worklist Smp#: 1
Injection Vol: 5.0 mL Dil. Factor: 1.0000
Method: 8260_18 Limit Group: MSV 8260B ICAL
Tune Method: BFB Method 8260

$ 8 BFB

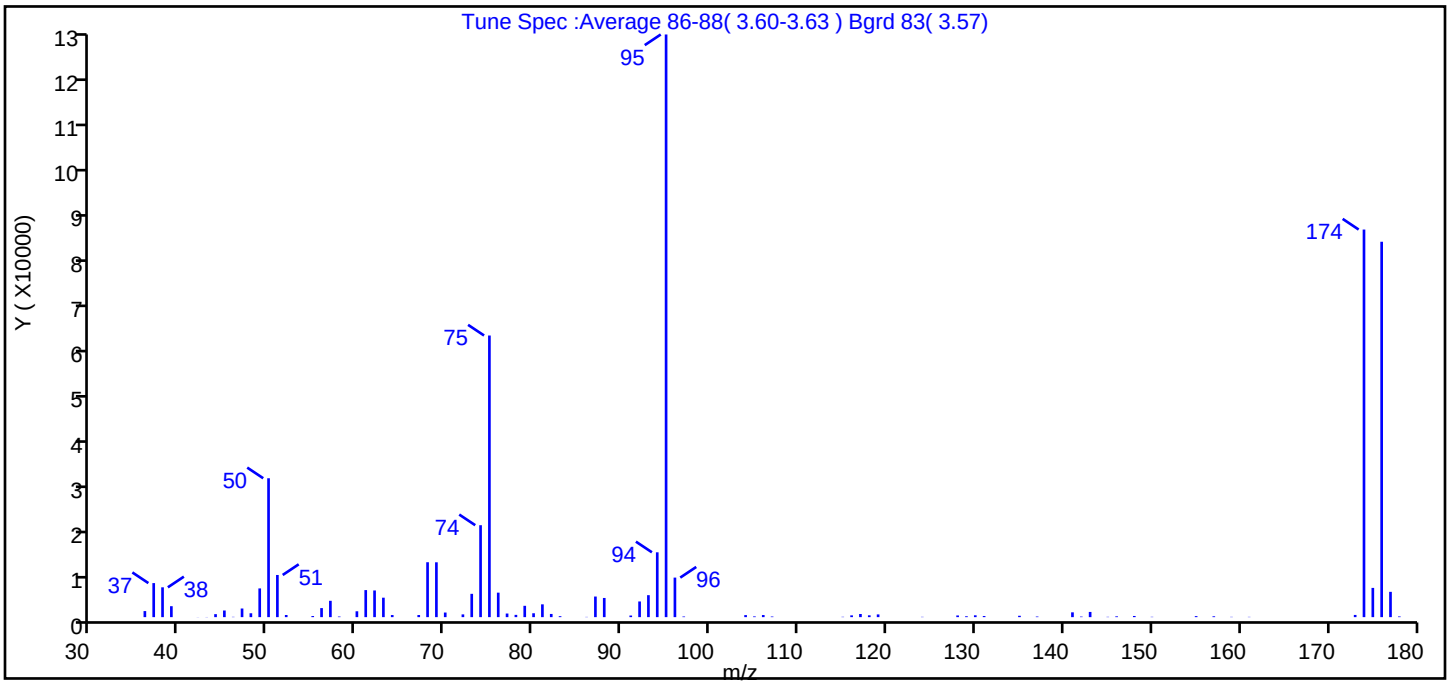

m/z	Ion Abundance Criteria	% Relative Abundance
95	Base peak, 100% relative abundance	100.0
50	15 to 40% of m/z 95	23.8
75	30 to 60% of m/z 95	48.3
96	5 to 9% of m/z 95	6.8
173	Less than 2% of m/z 174	0.4 (0.6)
174	50 to 120% of m/z 95	66.5
175	5 to 9% of m/z 174	5.0 (7.5)
176	Greater than 95% but less than 101% of m/z 174	64.4 (96.9)
177	5 to 9% of m/z 176	4.3 (6.7)

Data File: \\chromna\Canton\ChromData\A3UX18\20191118-93277.b\BFB18691.D\8260_18.rslt\spectra.d
Injection Date: 18-Nov-2019 11:30:30
Spectrum: Tune Spec :Average 86-88(3.60-3.63) Bgrd 83(3.57)
Base Peak: 95.00
Minimum % Base Peak: 0
Number of Points: 83

m/z	Y	m/z	Y	m/z	Y	m/z	Y
36.00	1255	62.00	5528	88.00	3974	131.00	228
37.00	7054	63.00	4030	91.00	332	135.00	284
38.00	6179	64.00	434	92.00	3249	137.00	128
39.00	2268	67.00	437	93.00	4552	141.00	997
42.00	20	68.00	11376	94.00	13434	142.00	115
43.00	32	69.00	11365	95.00	120720	143.00	1079
44.00	620	70.00	955	96.00	8192	145.00	65
45.00	1377	72.00	572	97.00	131	146.00	167
46.00	62	73.00	4830	104.00	422	148.00	240
47.00	1790	74.00	19048	105.00	152	150.00	68
48.00	803	75.00	58352	106.00	437	155.00	212
49.00	5952	76.00	5074	107.00	128	157.00	173
50.00	28776	77.00	749	115.00	70	159.00	60
51.00	8736	78.00	471	116.00	369	161.00	57
52.00	443	79.00	2347	117.00	652	173.00	457
55.00	227	80.00	805	118.00	380	174.00	80304
56.00	1875	81.00	2654	119.00	565	175.00	6059
57.00	3385	82.00	662	124.00	62	176.00	77776
58.00	125	83.00	193	128.00	349	177.00	5242
60.00	1217	86.00	50	129.00	183	178.00	141
61.00	5604	87.00	4269	130.00	381		

Report Date: 19-Nov-2019 10:58:06 Chrom Revision: 2.3 09-Oct-2019 11:13:36

Eurofins TestAmerica, Canton

Data File: \\chromna\Canton\ChromData\A3UX18\20191118-93277.b\BFB18691.D

Injection Date:	18-Nov-2019 11:30:30	Instrument ID:	A3UX18	Operator ID:	002808
Lims ID:	bfb			Worklist Smp#:	1
Client ID:					
Injection Vol:	5.0 mL	Dil. Factor:	1.0000	ALS Bottle#:	1
Method:	8260_18	Limit Group:	MSV 8260B ICAL		

Column: DB-624 (0.18 mm)

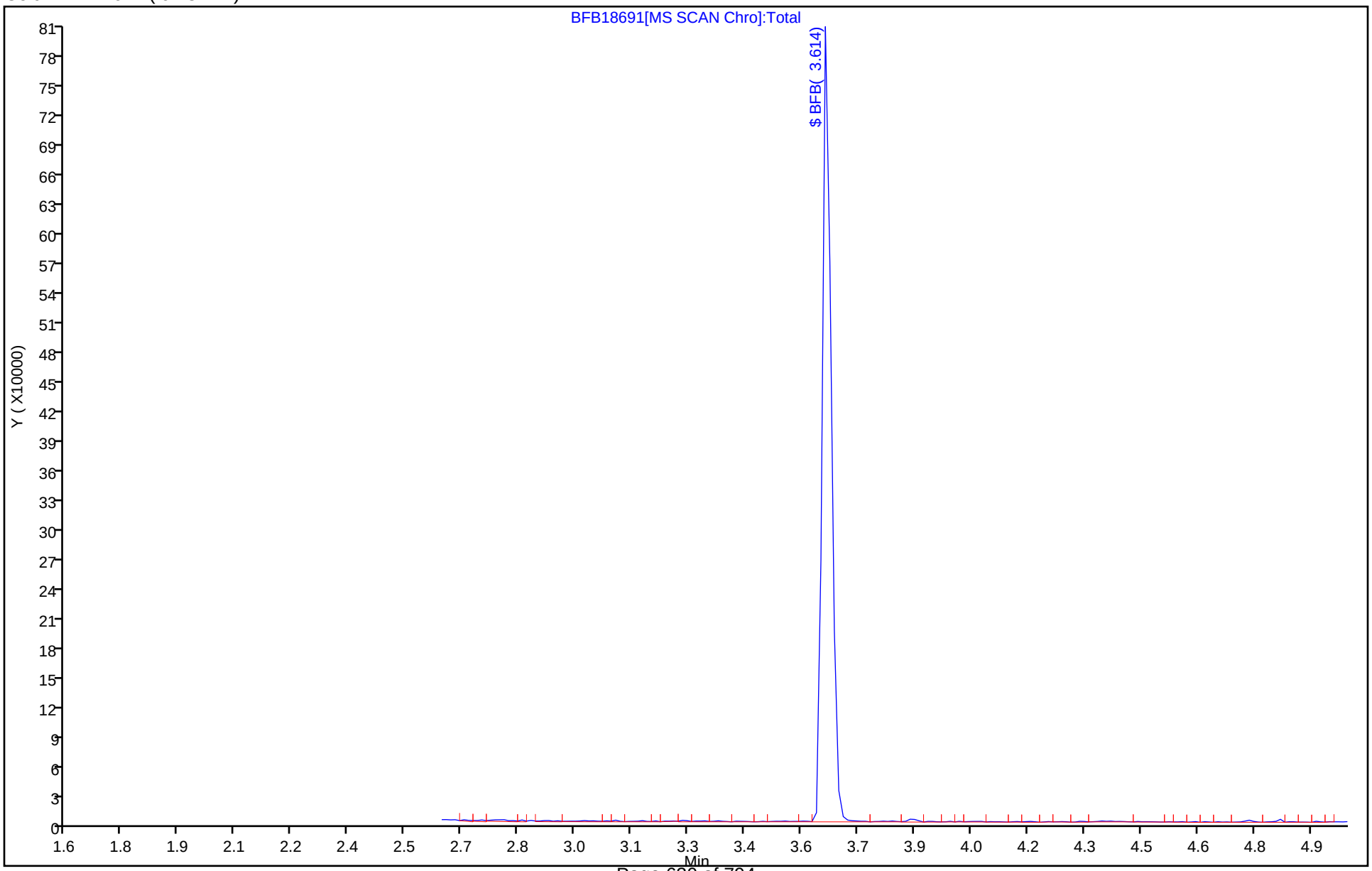

Eurofins TestAmerica, Canton
Target Compound Quantitation Report

Data File:	\\chromna\Canton\ChromData\A3UX18\20191226-94559.b\BFB18705.D				
Lims ID:	bfb				
Client ID:					
Sample Type:	BFB				
Inject. Date:	26-Dec-2019 11:50:30	ALS Bottle#:	1	Worklist Smp#:	1
Injection Vol:	5.0 mL	Dil. Factor:	1.0000		
Sample Info:	BFB				
Misc. Info.:	240-0094559-001				
Operator ID:	002808	Instrument ID:	A3UX18		
Method:	\\chromna\Canton\ChromData\A3UX18\20191226-94559.b\8260_18.m				
Limit Group:	MSV 8260B ICAL				
Last Update:	27-Dec-2019 10:27:11	Calib Date:	18-Nov-2019 16:03:30		
Integrator:	RTE	ID Type:	Deconvolution ID		
Quant Method:	Internal Standard	Quant By:	Initial Calibration		
Last ICal File:	\\chromna\Canton\ChromData\A3UX18\20191118-93277.b\181425.D				
Column 1 :	DB-624 (0.18 mm)		Det: MS SCAN		
Process Host:	CTX0335				

Compound	Sig	RT (min.)	Exp RT (min.)	Dlt RT (min.)	Q	Response	Cal Amt ug/l	OnCol Amt ug/l	Flags
$ 8 BFB	95	3.612	3.612	0.000	0	406510	NR	NR	

QC Flag Legend

Processing Flags
NR - Missing Quant Standard

Reagents:

vmbfb_00024 Amount Added: 1.00 Units: uL

MS Tune Report

Eurofins TestAmerica, Canton

Data File: \\chromna\Canton\ChromData\A3UX18\20191226-94559.b\BFB18705.D
Injection Date: 26-Dec-2019 11:50:30 Instrument ID: A3UX18
Lims ID: bfb
Client ID:
Operator ID: 002808 ALS Bottle#: 1 Worklist Smp#: 1
Injection Vol: 5.0 mL Dil. Factor: 1.0000
Method: 8260_18 Limit Group: MSV 8260B ICAL
Tune Method: BFB Method 8260

$ 8 BFB

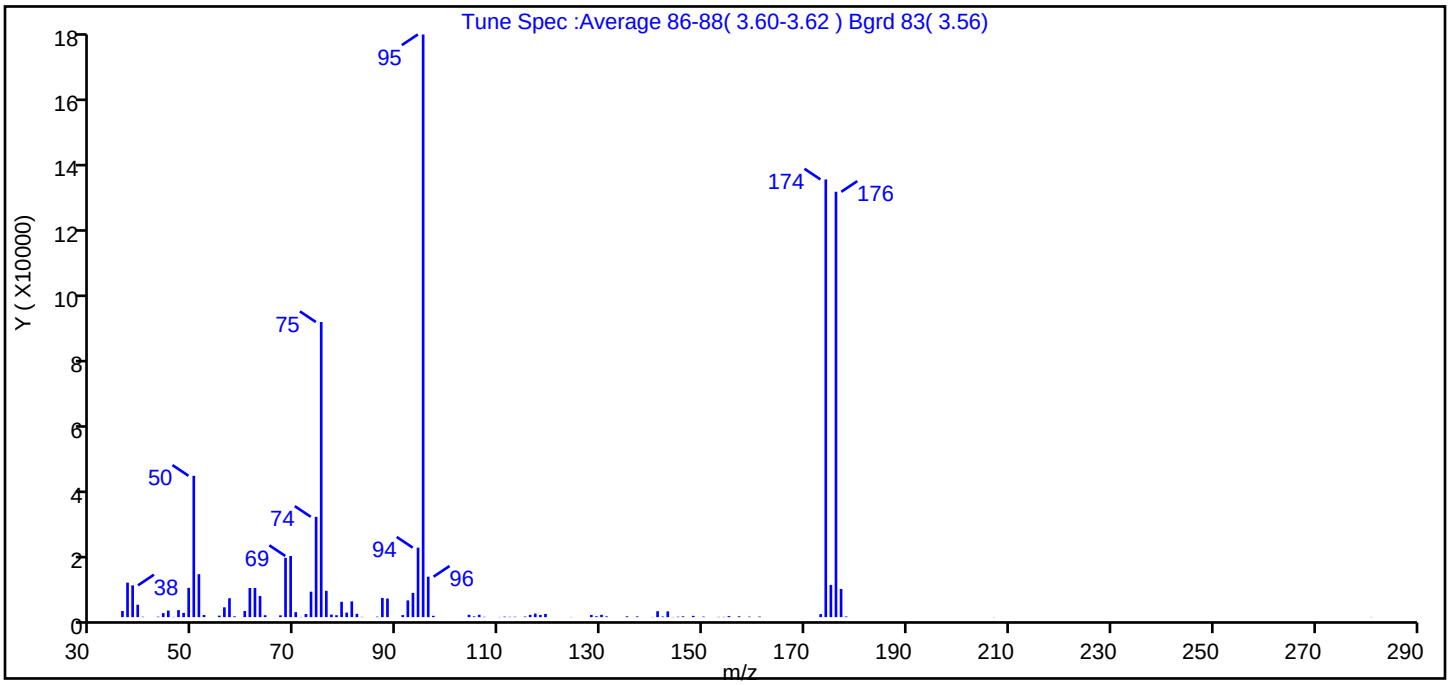

m/z	Ion Abundance Criteria	% Relative Abundance
95	Base peak, 100% relative abundance	100.0
50	15 to 40% of m/z 95	24.3
75	30 to 60% of m/z 95	50.6
96	5 to 9% of m/z 95	6.9
173	Less than 2% of m/z 174	0.5 (0.7)
174	50 to 120% of m/z 95	75.1
175	5 to 9% of m/z 174	5.5 (7.4)
176	Greater than 95% but less than 101% of m/z 174	73.0 (97.2)
177	5 to 9% of m/z 176	4.8 (6.6)

Data File: \\chromna\Canton\ChromData\A3UX18\20191226-94559.b\BFB18705.D\8260_18.rslt\spectra.d
Injection Date: 26-Dec-2019 11:50:30
Spectrum: Tune Spec :Average 86-88(3.60-3.62) Bgrd 83(3.56)
Base Peak: 95.00
Minimum % Base Peak: 0
Number of Points: 94

m/z	Y	m/z	Y	m/z	Y	m/z	Y
36.00	1788	67.00	528	95.00	170240	141.00	1737
37.00	10086	68.00	17336	96.00	11824	142.00	180
38.00	9289	69.00	17872	97.00	390	143.00	1679
39.00	3627	70.00	1453	104.00	697	144.00	52
40.00	112	71.00	55	105.00	218	145.00	133
43.00	137	72.00	922	106.00	696	146.00	235
44.00	1179	73.00	7437	107.00	104	148.00	384
45.00	1919	74.00	29312	110.00	54	150.00	156
46.00	67	75.00	86224	111.00	148	153.00	81
47.00	2056	76.00	7692	112.00	103	154.00	75
48.00	1236	77.00	760	113.00	129	155.00	312
49.00	8562	78.00	565	115.00	173	157.00	253
50.00	41304	79.00	4487	116.00	652	159.00	157
51.00	12551	80.00	1325	117.00	1036	161.00	171
52.00	632	81.00	4606	118.00	626	173.00	888
55.00	439	82.00	975	119.00	940	174.00	127888
56.00	2876	83.00	76	124.00	53	175.00	9427
57.00	5524	86.00	148	128.00	647	176.00	124280
58.00	246	87.00	5607	129.00	257	177.00	8226
60.00	1782	88.00	5434	130.00	691	178.00	204
61.00	8506	91.00	595	131.00	214	207.00	48
62.00	8533	92.00	4890	135.00	247	281.00	59
63.00	6186	93.00	7083	137.00	215		
64.00	565	94.00	20312	140.00	57		

Report Date: 27-Dec-2019 10:27:11 Chrom Revision: 2.3 15-Dec-2019 06:20:02

Eurofins TestAmerica, Canton

Data File: \\chromna\Canton\ChromData\A3UX18\20191226-94559.b\BFB18705.D

Injection Date:	26-Dec-2019 11:50:30	Instrument ID:	A3UX18	Operator ID:	002808
Lims ID:	bfb			Worklist Smp#:	1
Client ID:					
Injection Vol:	5.0 mL	Dil. Factor:	1.0000	ALS Bottle#:	1
Method:	8260_18	Limit Group:	MSV 8260B ICAL		

Column: DB-624 (0.18 mm)

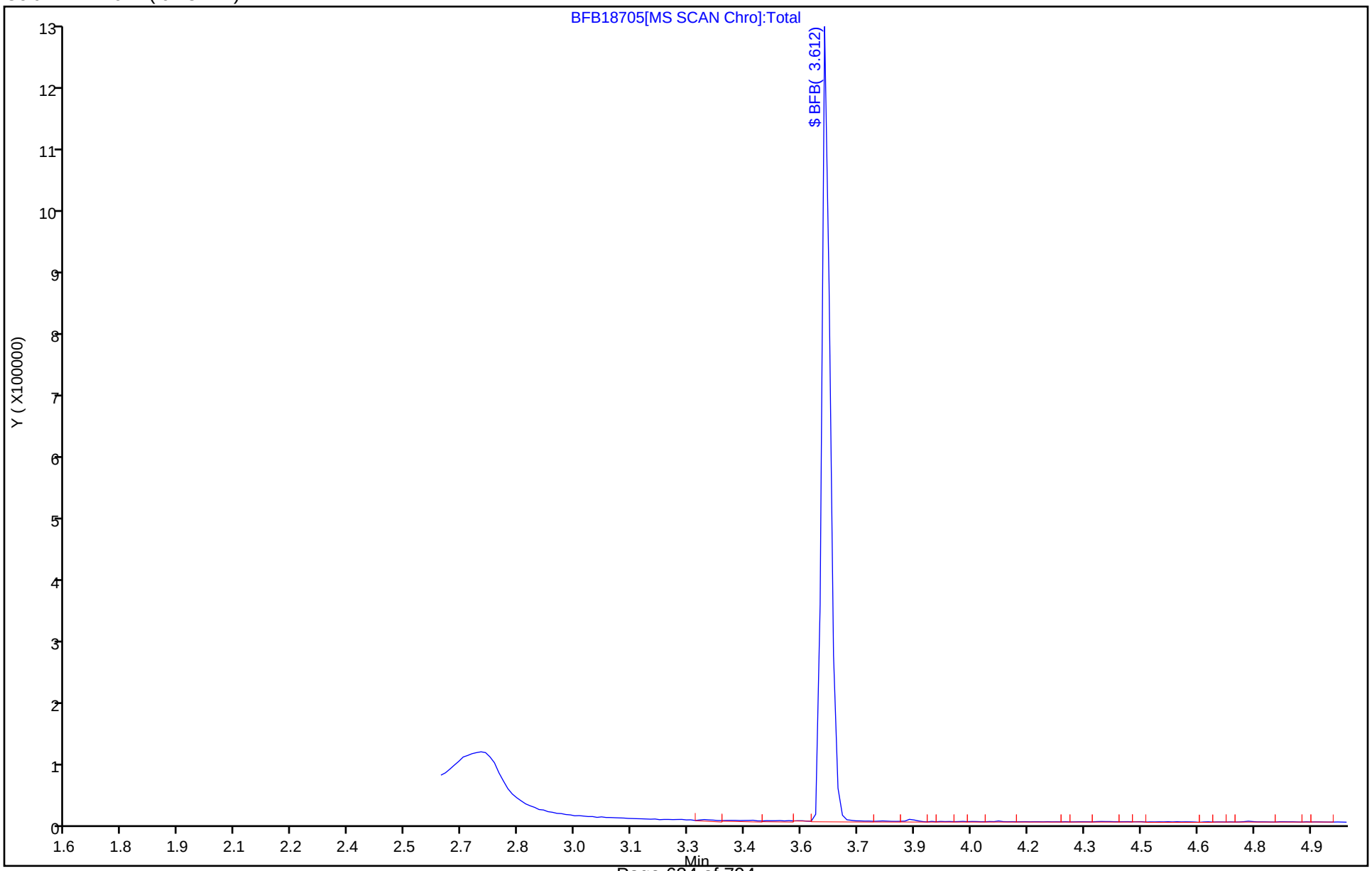

Eurofins TestAmerica, Canton
Target Compound Quantitation Report

Data File:	\\chromna\Canton\ChromData\A3UX8\20190816-90171.b\BFB8992.D				
Lims ID:	BFB				
Client ID:					
Sample Type:	BFB				
Inject. Date:	16-Aug-2019 06:31:30	ALS Bottle#:	1	Worklist Smp#:	1
Injection Vol:	5.0 mL	Dil. Factor:	1.0000		
Sample Info:	240-0090171-001				
Misc. Info.:	BFB				
Operator ID:	402279	Instrument ID:	A3UX8		
Method:	\\chromna\Canton\ChromData\A3UX8\20190816-90171.b\8260_8.m				
Limit Group:	MSV 8260B ICAL				
Last Update:	17-Aug-2019 04:52:21	Calib Date:	16-Aug-2019 09:57:30		
Integrator:	RTE	ID Type:	Deconvolution ID		
Quant Method:	Internal Standard	Quant By:	Initial Calibration		
Last ICal File:	\\chromna\Canton\ChromData\A3UX8\20190816-90171.b\UX85981.D				
Column 1 :	DB-624 (0.18 mm)		Det: MS SCAN		
Process Host:	CTX0337				

Compound	Sig	RT (min.)	Exp RT (min.)	Dlt RT (min.)	Q	Response	Cal Amt ug/l	OnCol Amt ug/l	Flags
$ 8 BFB	95	3.623	3.623	0.000	0	765729	NR	NR	

QC Flag Legend

Processing Flags
NR - Missing Quant Standard

Reagents:

vmbfb_00023 Amount Added: 1.00 Units: uL

MS Tune Report

Eurofins TestAmerica, Canton

Data File: \\chromna\Canton\ChromData\A3UX8\20190816-90171.b\BFB8992.D
Injection Date: 16-Aug-2019 06:31:30 Instrument ID: A3UX8
Lims ID: BFB
Client ID:
Operator ID: 402279 ALS Bottle#: 1 Worklist Smp#: 1
Injection Vol: 5.0 mL Dil. Factor: 1.0000
Method: 8260_8 Limit Group: MSV 8260B ICAL
Tune Method: BFB Method 8260

$ 8 BFB

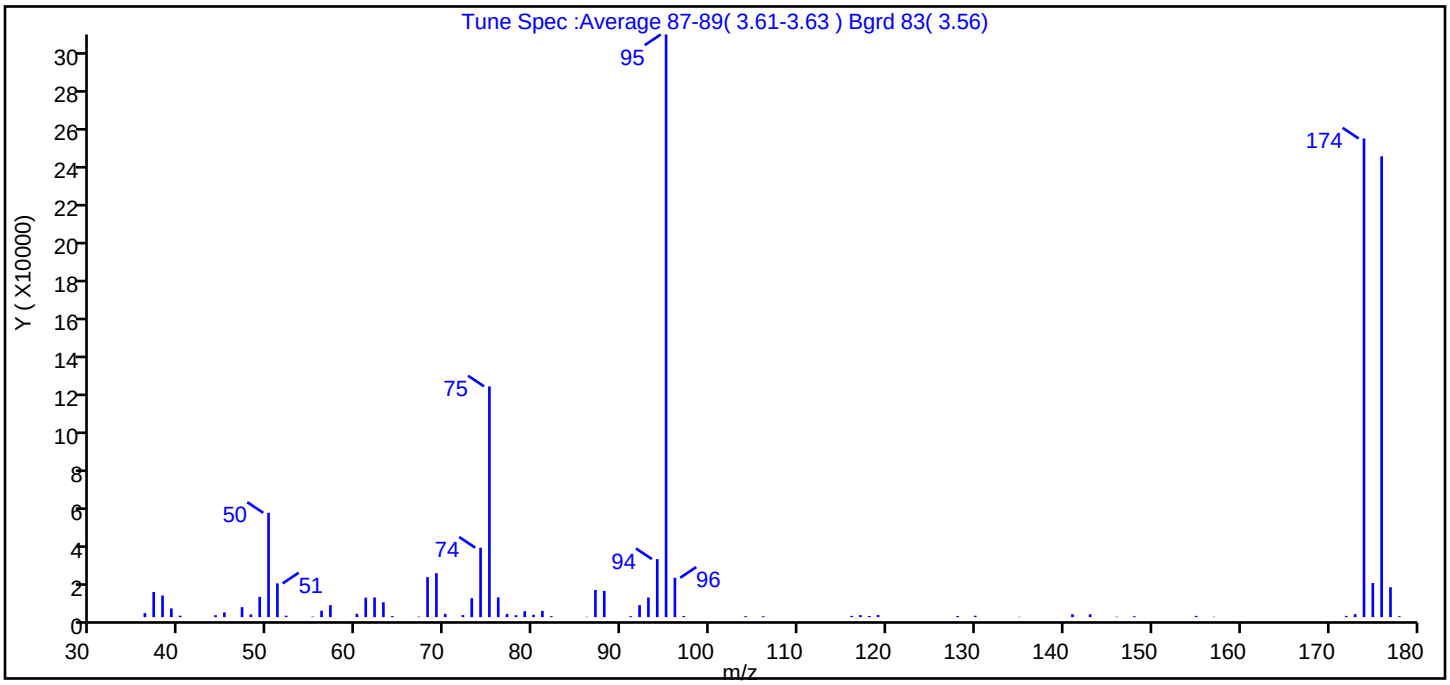

m/z	Ion Abundance Criteria	% Relative Abundance
95	Base peak, 100% relative abundance	100.0
50	15 to 40% of m/z 95	17.9
75	30 to 60% of m/z 95	39.6
96	5 to 9% of m/z 95	6.8
173	Less than 2% of m/z 174	0.5 (0.6)
174	50 to 120% of m/z 95	82.1
175	5 to 9% of m/z 174	5.9 (7.1)
176	Greater than 95% but less than 101% of m/z 174	79.1 (96.3)
177	5 to 9% of m/z 176	5.1 (6.5)

Data File: \\chromna\Canton\ChromData\A3UX8\20190816-90171.b\BFB8992.D\8260_8.rslt\spectra.d
Injection Date: 16-Aug-2019 06:31:30
Spectrum: Tune Spec :Average 87-89(3.61-3.63) Bgrd 83(3.56)
Base Peak: 95.00
Minimum % Base Peak: 0
Number of Points: 68

m/z	Y	m/z	Y	m/z	Y	m/z	Y
36.00	2096	61.00	10098	81.00	3228	119.00	1114
37.00	13008	62.00	10214	82.00	506	128.00	621
38.00	11217	63.00	7711	86.00	175	130.00	749
39.00	4517	64.00	546	87.00	14062	135.00	169
40.00	741	67.00	267	88.00	13601	141.00	1511
44.00	1005	68.00	20736	91.00	500	143.00	1506
45.00	2445	69.00	22792	92.00	6228	146.00	228
47.00	5194	70.00	1700	93.00	10172	148.00	477
48.00	1423	72.00	1062	94.00	30104	155.00	648
49.00	10529	73.00	9830	95.00	302144	157.00	175
50.00	54104	74.00	36016	96.00	20440	172.00	653
51.00	17512	75.00	119656	97.00	576	173.00	1546
52.00	771	76.00	10266	104.00	514	174.00	248192
55.00	271	77.00	1646	106.00	486	175.00	17688
56.00	3345	78.00	1013	116.00	659	176.00	238976
57.00	6228	79.00	3085	117.00	1047	177.00	15516
60.00	1731	80.00	1211	118.00	598	178.00	449

Report Date: 17-Aug-2019 04:52:21 Chrom Revision: 2.3 15-Jul-2019 06:58:08

Eurofins TestAmerica, Canton

Data File: \\chromna\Canton\ChromData\A3UX8\20190816-90171.b\BFB8992.D

Injection Date:	16-Aug-2019 06:31:30	Instrument ID:	A3UX8	Operator ID:	402279
Lims ID:	BFB			Worklist Smp#:	1
Client ID:					
Injection Vol:	5.0 mL	Dil. Factor:	1.0000	ALS Bottle#:	1
Method:	8260_8	Limit Group:	MSV 8260B ICAL		

Column: DB-624 (0.18 mm)

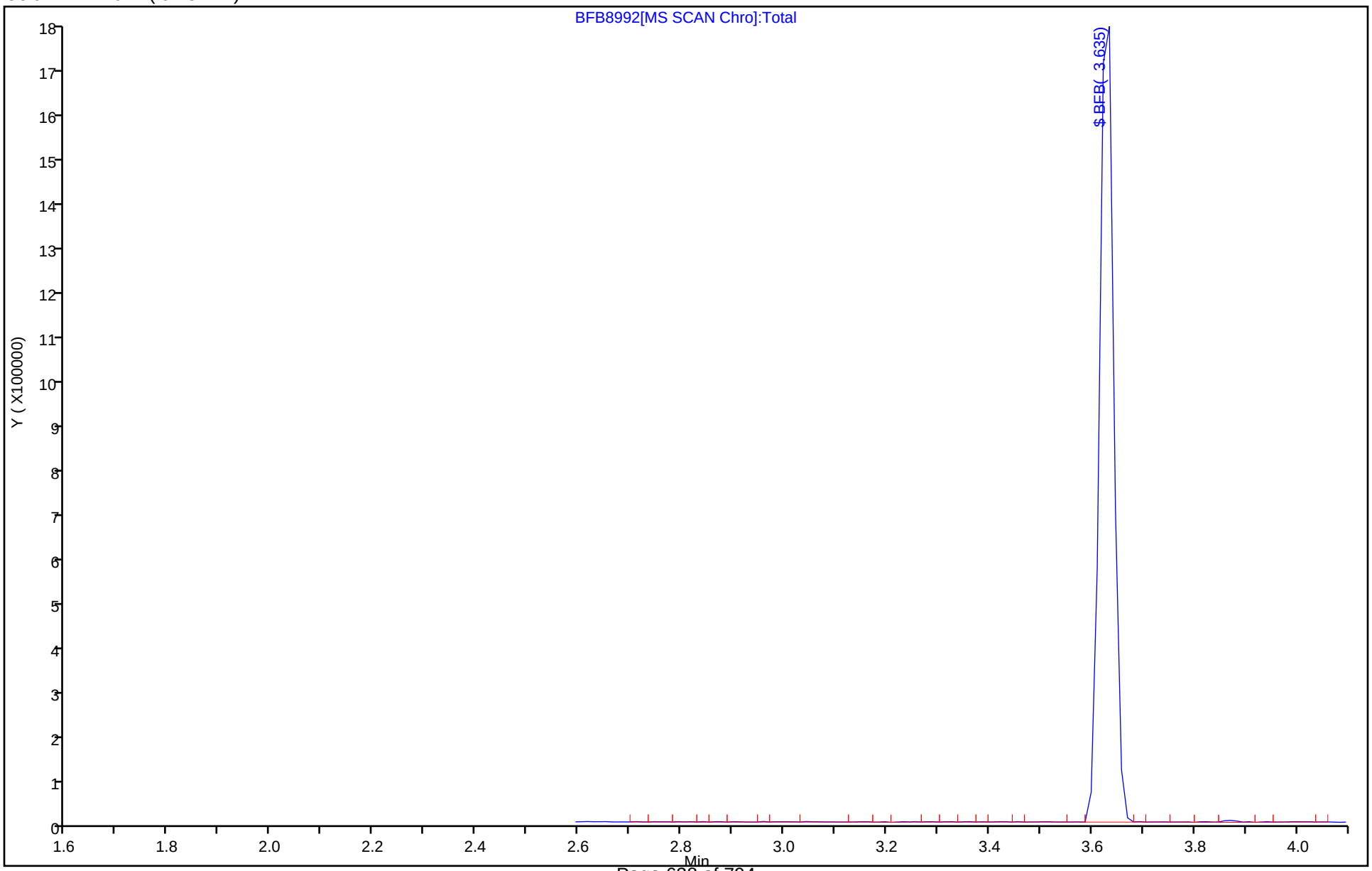

Eurofins TestAmerica, Canton
Target Compound Quantitation Report

Data File:	\\chromna\Canton\ChromData\A3UX8\20191104-92755.b\BFB8044.D				
Lims ID:	BFB				
Client ID:					
Sample Type:	BFB				
Inject. Date:	04-Nov-2019 01:19:30	ALS Bottle#:	1	Worklist Smp#:	1
Injection Vol:	5.0 mL	Dil. Factor:	1.0000		
Sample Info:	240-0092755-001				
Misc. Info.:	BFB				
Operator ID:	402279	Instrument ID:	A3UX8		
Method:	\\chromna\Canton\ChromData\A3UX8\20191104-92755.b\8260_8.m				
Limit Group:	MSV 8260B ICAL				
Last Update:	06-Nov-2019 03:19:46	Calib Date:	04-Nov-2019 05:00:30		
Integrator:	RTE	ID Type:	Deconvolution ID		
Quant Method:	Internal Standard	Quant By:	Initial Calibration		
Last ICal File:	\\chromna\Canton\ChromData\A3UX8\20191104-92755.b\UX87328.D				
Column 1 :	DB-624 (0.18 mm)		Det: MS SCAN		
Process Host:	CTX0304				
First Level Reviewer: latat		Date:	04-Nov-2019 02:33:38		

Compound	Sig	RT (min.)	Exp RT (min.)	Dlt RT (min.)	Q	Response	Cal Amt ug/l	OnCol Amt ug/l	Flags
$ 8 BFB	95	3.623	3.623	0.000	0	589632	NR	NR	

QC Flag Legend

Processing Flags
NR - Missing Quant Standard

Reagents:

vmbfb_00023 Amount Added: 1.00 Units: uL

MS Tune Report

Eurofins TestAmerica, Canton

Data File: \\chromna\Canton\ChromData\A3UX8\20191104-92755.b\BFB8044.D
Injection Date: 04-Nov-2019 01:19:30 Instrument ID: A3UX8
Lims ID: BFB
Client ID:
Operator ID: 402279 ALS Bottle#: 1 Worklist Smp#: 1
Injection Vol: 5.0 mL Dil. Factor: 1.0000
Method: 8260_8 Limit Group: MSV 8260B ICAL
Tune Method: BFB Method 8260

$ 8 BFB

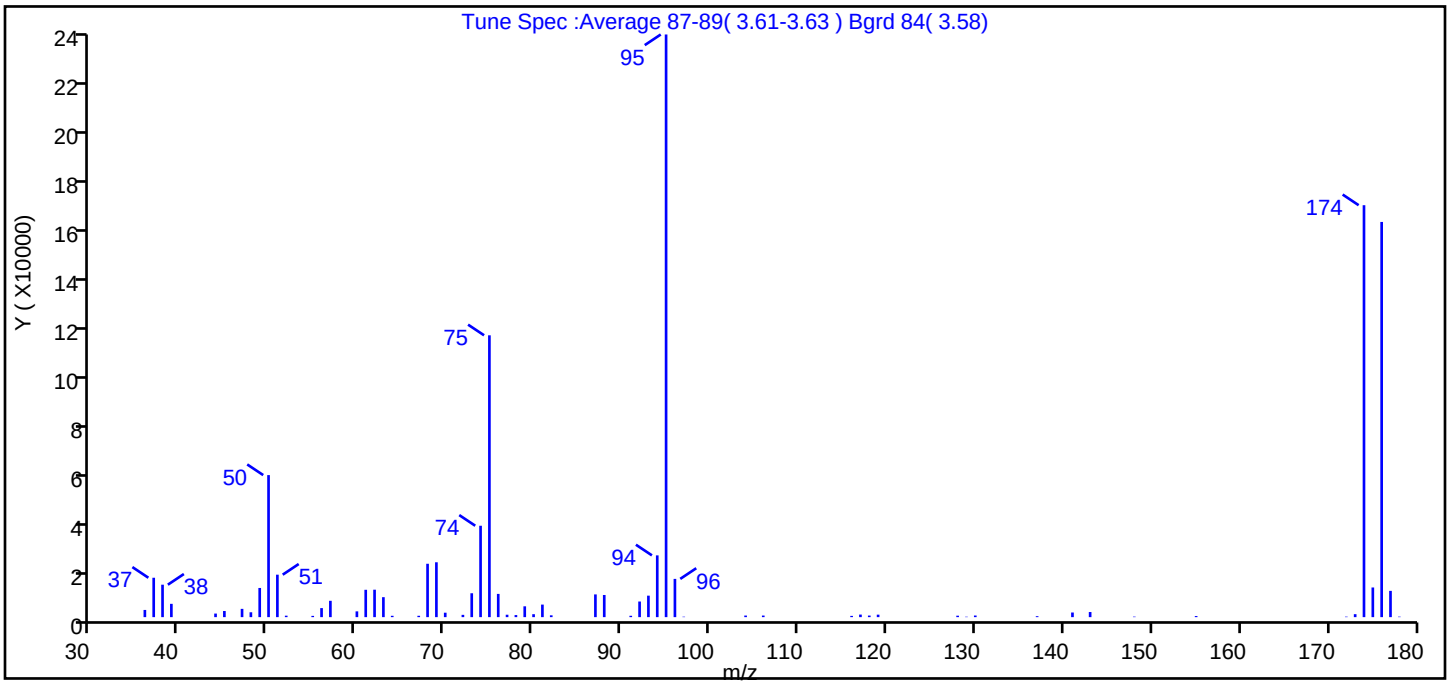

m/z	Ion Abundance Criteria	% Relative Abundance
95	Base peak, 100% relative abundance	100.0
50	15 to 40% of m/z 95	24.4
75	30 to 60% of m/z 95	48.4
96	5 to 9% of m/z 95	6.6
173	Less than 2% of m/z 174	0.5 (0.7)
174	50 to 120% of m/z 95	70.7
175	5 to 9% of m/z 174	5.1 (7.2)
176	Greater than 95% but less than 101% of m/z 174	67.8 (95.9)
177	5 to 9% of m/z 176	4.5 (6.6)

Data File: \\chromna\Canton\ChromData\A3UX8\20191104-92755.b\BFB8044.D\8260_8.rslt\spectra.d
Injection Date: 04-Nov-2019 01:19:30
Spectrum: Tune Spec :Average 87-89(3.61-3.63) Bgrd 84(3.58)
Base Peak: 95.00
Minimum % Base Peak: 0
Number of Points: 65

m/z	Y	m/z	Y	m/z	Y	m/z	Y
36.00	2864	62.00	10917	82.00	726	129.00	168
37.00	15669	63.00	7943	87.00	9042	130.00	644
38.00	12907	64.00	537	88.00	8811	137.00	378
39.00	5293	67.00	542	91.00	541	141.00	1846
44.00	1423	68.00	21232	92.00	6216	143.00	2035
45.00	2436	69.00	21824	93.00	8546	148.00	200
47.00	3294	70.00	1765	94.00	24568	155.00	435
48.00	1938	72.00	914	95.00	231744	172.00	195
49.00	11606	73.00	9501	96.00	15215	173.00	1182
50.00	56496	74.00	36352	97.00	175	174.00	163840
51.00	16888	75.00	112096	104.00	634	175.00	11797
52.00	582	76.00	9245	106.00	633	176.00	157184
55.00	502	77.00	961	116.00	503	177.00	10447
56.00	3597	78.00	822	117.00	1021	178.00	192
57.00	6498	79.00	4307	118.00	630		
60.00	2300	80.00	1174	119.00	987		
61.00	10877	81.00	4994	128.00	575		

Report Date: 06-Nov-2019 03:19:47 Chrom Revision: 2.3 09-Oct-2019 11:13:36

Eurofins TestAmerica, Canton

Data File: \\chromna\Canton\ChromData\A3UX8\20191104-92755.b\BFB8044.D

Injection Date:	04-Nov-2019 01:19:30	Instrument ID:	A3UX8	Operator ID:	402279
Lims ID:	BFB			Worklist Smp#:	1
Client ID:					
Injection Vol:	5.0 mL	Dil. Factor:	1.0000	ALS Bottle#:	1
Method:	8260_8	Limit Group:	MSV 8260B ICAL		

Column: DB-624 (0.18 mm)

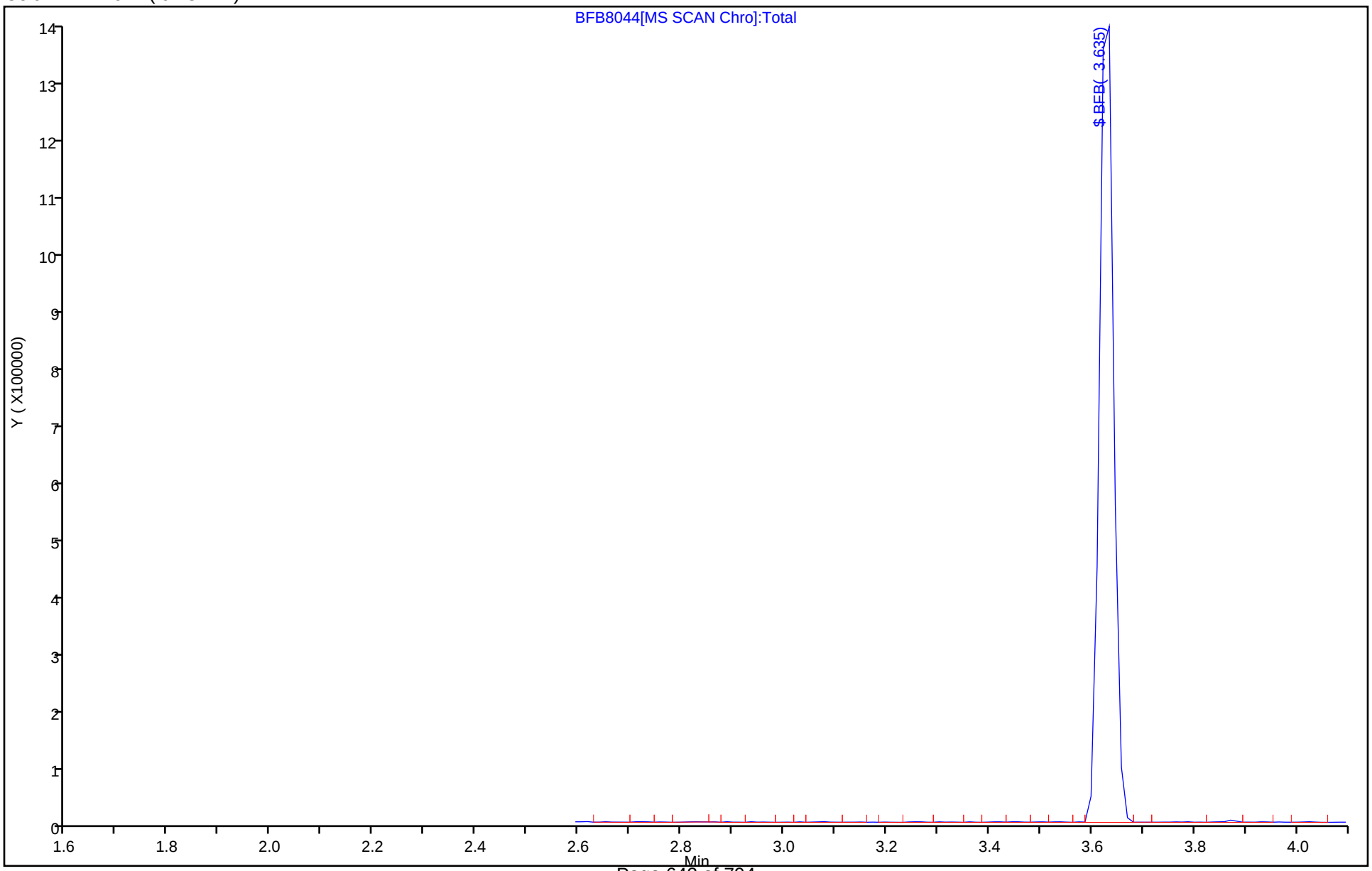

Eurofins TestAmerica, Canton
Target Compound Quantitation Report

Data File:	\\chromna\Canton\ChromData\A3UX8\20191228-94619.b\BFB8078.D				
Lims ID:	BFB				
Client ID:					
Sample Type:	BFB				
Inject. Date:	28-Dec-2019 06:12:30	ALS Bottle#:	1	Worklist Smp#:	1
Injection Vol:	5.0 mL	Dil. Factor:	1.0000		
Sample Info:	240-0094619-001				
Misc. Info.:	BFB				
Operator ID:	402279	Instrument ID:	A3UX8		
Method:	\\chromna\Canton\ChromData\A3UX8\20191228-94619.b\8260_8.m				
Limit Group:	MSV 8260B ICAL				
Last Update:	30-Dec-2019 06:52:33	Calib Date:	04-Nov-2019 05:00:30		
Integrator:	RTE	ID Type:	Deconvolution ID		
Quant Method:	Internal Standard	Quant By:	Initial Calibration		
Last ICal File:	\\chromna\Canton\ChromData\A3UX8\20191104-92755.b\UX87328.D				
Column 1 :	DB-624 (0.18 mm)		Det: MS SCAN		
Process Host:	CTX0320				
First Level Reviewer: latat		Date:	28-Dec-2019 07:14:20		

Compound	Sig	RT (min.)	Exp RT (min.)	Dlt RT (min.)	Q	Response	Cal Amt ug/l	OnCol Amt ug/l	Flags
$ 8 BFB	95	3.635	3.635	0.000	0	661090	NR	NR	

QC Flag Legend

Processing Flags
NR - Missing Quant Standard

Reagents:

vmbfb_00024 Amount Added: 1.00 Units: uL

MS Tune Report

Eurofins TestAmerica, Canton

Data File: \\chromna\Canton\ChromData\A3UX8\20191228-94619.b\BFB8078.D
Injection Date: 28-Dec-2019 06:12:30 Instrument ID: A3UX8
Lims ID: BFB
Client ID:
Operator ID: 402279 ALS Bottle#: 1 Worklist Smp#: 1
Injection Vol: 5.0 mL Dil. Factor: 1.0000
Method: 8260_8 Limit Group: MSV 8260B ICAL
Tune Method: BFB Method 8260

$ 8 BFB

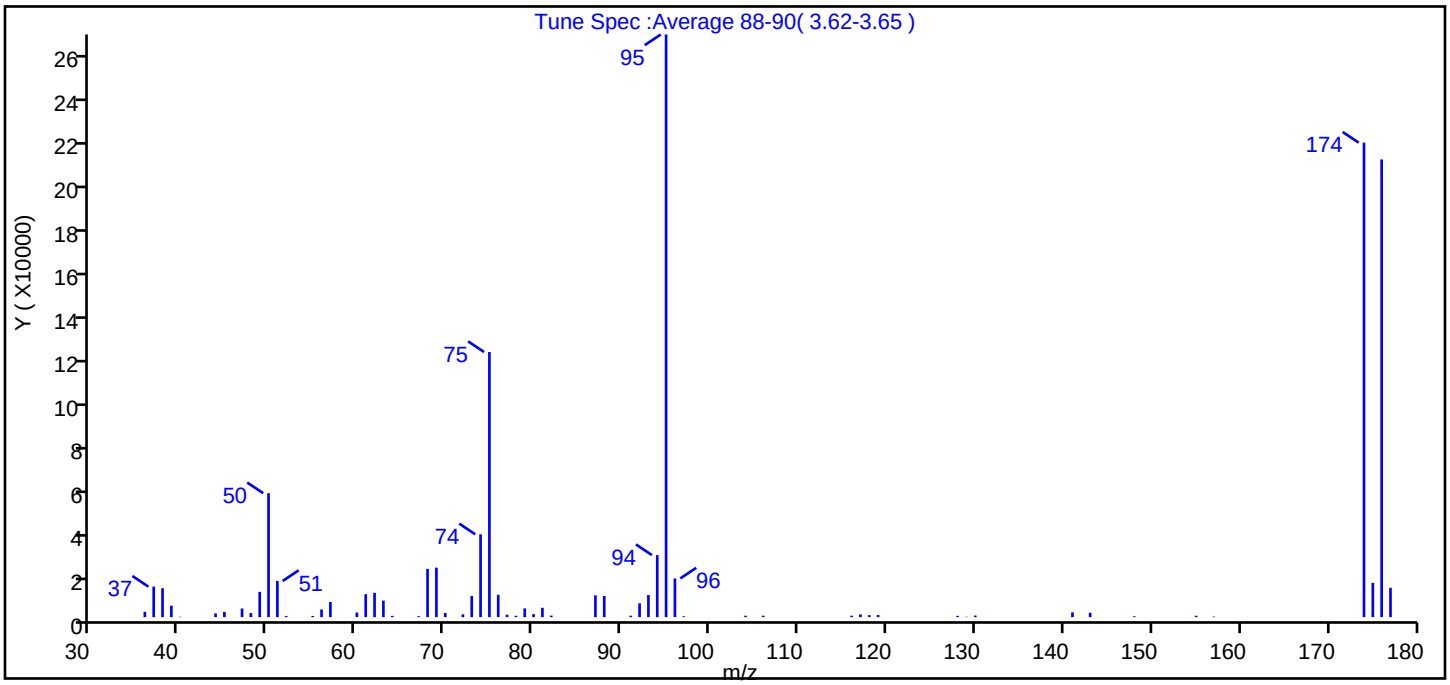

m/z	Ion Abundance Criteria	% Relative Abundance
95	Base peak, 100% relative abundance	100.0
50	15 to 40% of m/z 95	21.3
75	30 to 60% of m/z 95	45.5
96	5 to 9% of m/z 95	6.6
173	Less than 2% of m/z 174	0.0 (0.0)
174	50 to 120% of m/z 95	81.4
175	5 to 9% of m/z 174	5.9 (7.2)
176	Greater than 95% but less than 101% of m/z 174	78.6 (96.5)
177	5 to 9% of m/z 176	5.0 (6.4)

Data File: \\chromna\Canton\ChromData\A3UX8\20191228-94619.b\BFB8078.D\8260_8.rslt\spectra.d
Injection Date: 28-Dec-2019 06:12:30
Spectrum: Tune Spec :Average 88-90(3.62-3.65)
Base Peak: 95.00
Minimum % Base Peak: 0
Number of Points: 63

m/z	Y	m/z	Y	m/z	Y	m/z	Y
36.00	2425	60.00	2104	79.00	3969	117.00	1220
37.00	13823	61.00	10412	80.00	1354	118.00	902
38.00	13111	62.00	11016	81.00	4243	119.00	986
39.00	5202	63.00	7504	82.00	680	128.00	600
40.00	169	64.00	579	87.00	9889	129.00	184
44.00	1675	67.00	431	88.00	9601	130.00	716
45.00	2355	68.00	21872	91.00	654	141.00	2166
47.00	3924	69.00	22432	92.00	6269	143.00	1989
48.00	1838	70.00	1854	93.00	10012	148.00	400
49.00	11450	72.00	1278	94.00	28120	155.00	636
50.00	56168	73.00	9571	95.00	264064	157.00	255
51.00	16400	74.00	37544	96.00	17528	174.00	215040
52.00	560	75.00	120160	97.00	388	175.00	15530
55.00	545	76.00	10131	104.00	658	176.00	207424
56.00	3475	77.00	1102	106.00	656	177.00	13290
57.00	6862	78.00	616	116.00	651		

Report Date: 30-Dec-2019 06:52:34 Chrom Revision: 2.3 15-Dec-2019 06:20:02

Eurofins TestAmerica, Canton

Data File: \\chromna\Canton\ChromData\A3UX8\20191228-94619.b\BFB8078.D

Injection Date:	28-Dec-2019 06:12:30	Instrument ID:	A3UX8	Operator ID:	402279
Lims ID:	BFB			Worklist Smp#:	1
Client ID:					
Injection Vol:	5.0 mL	Dil. Factor:	1.0000	ALS Bottle#:	1
Method:	8260_8	Limit Group:	MSV 8260B ICAL		

Column: DB-624 (0.18 mm)

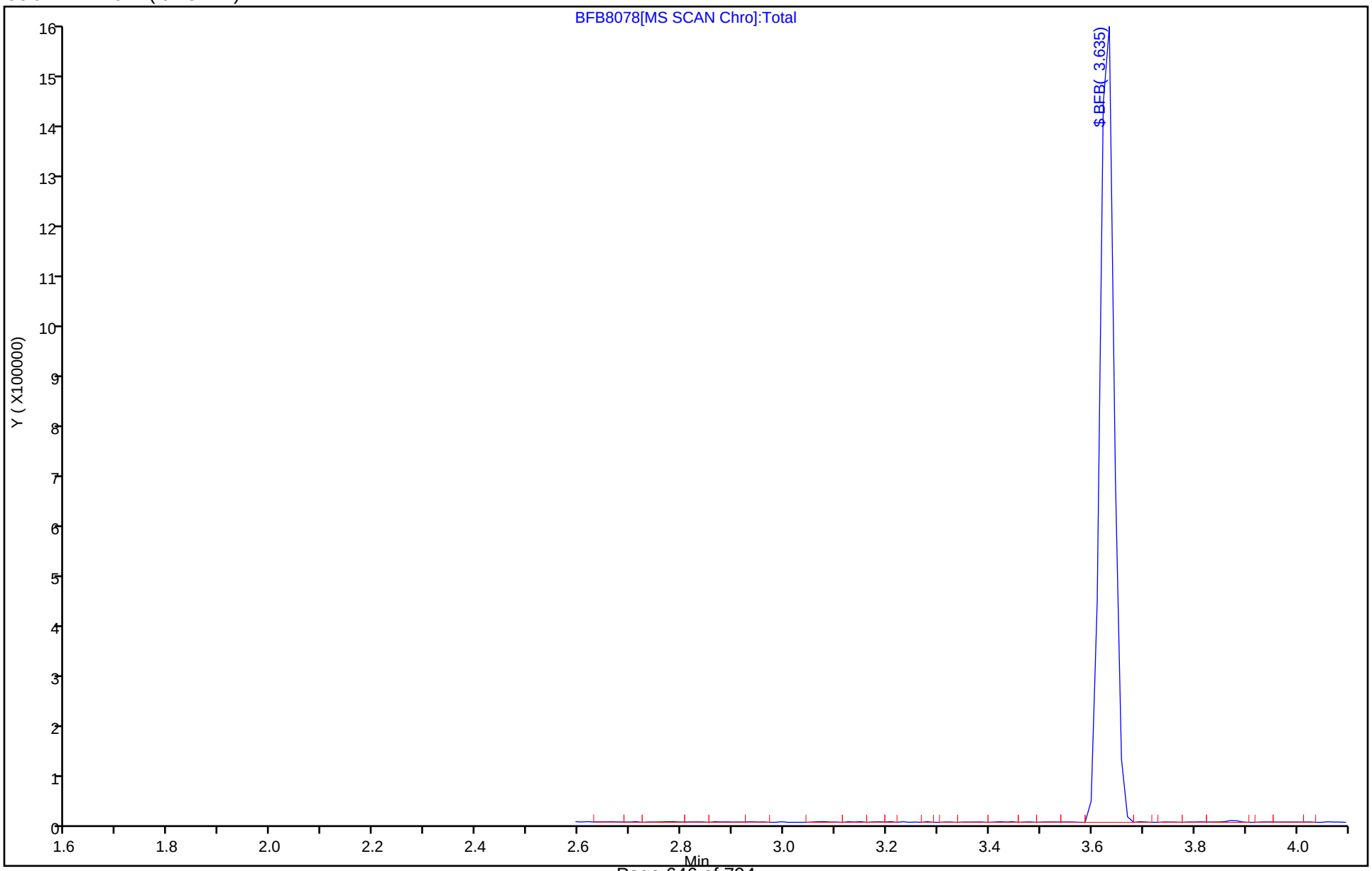

FORM I
GC/MS VOA ORGANICS ANALYSIS DATA SHEET

Lab Name: Eurofins TestAmerica, Canton Job No.: 240-123986-1

SDG No.:

Client Sample ID: Lab Sample ID: MB 240-417275/6

Matrix: Water Lab File ID: 181736.D

Analysis Method: 8260B Date Collected:

Sample wt/vol: 5(mL) Date Analyzed: 12/26/2019 13:53

Soil Aliquot Vol: Dilution Factor: 1

Soil Extract Vol.: GC Column: DB-624 ID: 0.18(mm)

% Moisture: Level: (low/med) Low

Analysis Batch No.: 417275 Units: ug/L

CAS NO.	COMPOUND NAME	RESULT	Q	RL	MDL
630-20-6	1,1,1,2-Tetrachloroethane	0.14	U	1.0	0.14
563-58-6	1,1-Dichloropropene	0.14	U	1.0	0.14
75-34-3	1,1-Dichloroethane	0.17	U	1.0	0.17
87-61-6	1,2,3-Trichlorobenzene	0.54	U	1.0	0.54
96-18-4	1,2,3-Trichloropropane	0.24	U	1.0	0.24
107-06-2	1,2-Dichloroethane	0.21	U	1.0	0.21
75-35-4	1,1-Dichloroethene	0.19	U	1.0	0.19
526-73-8	1,2,3-Trimethylbenzene	0.14	U	5.0	0.14
78-87-5	1,2-Dichloropropane	0.15	U	1.0	0.15
95-63-6	1,2,4-Trimethylbenzene	0.070	U	1.0	0.070
591-78-6	2-Hexanone	0.54	U	10	0.54
79-34-5	1,1,2,2-Tetrachloroethane	0.13	U	1.0	0.13
67-64-1	Acetone	5.4	U	10	5.4
71-43-2	Benzene	0.13	U	1.0	0.13
75-25-2	Bromoform	0.76	U	1.0	0.76
74-83-9	Bromomethane	0.42	U	1.0	0.42
75-15-0	Carbon disulfide	0.28	U	1.0	0.28
56-23-5	Carbon tetrachloride	0.26	U	1.0	0.26
71-55-6	1,1,1-Trichloroethane	0.24	U	1.0	0.24
108-90-7	Chlorobenzene	0.14	U	1.0	0.14
142-28-9	1,3-Dichloropropane	0.21	U	1.0	0.21
75-00-3	Chloroethane	0.83	U	1.0	0.83
96-12-8	1,2-Dibromo-3-Chloropropane	0.91	U	2.0	0.91
67-66-3	Chloroform	0.13	U	1.0	0.13
74-87-3	Chloromethane	0.20	U	1.0	0.20
156-59-2	cis-1,2-Dichloroethene	0.16	U	1.0	0.16
10061-01-5	cis-1,3-Dichloropropene	0.61	U	1.0	0.61
75-27-4	Bromodichloromethane	0.17	U	1.0	0.17
76-13-1	1,1,2-Trichlorotrifluoroethane	0.41	U	1.0	0.41
75-71-8	Dichlorodifluoromethane	0.35	U	1.0	0.35
120-82-1	1,2,4-Trichlorobenzene	0.406	J	1.0	0.26
100-41-4	Ethylbenzene	0.11	U	1.0	0.11
106-93-4	1,2-Dibromoethane	0.12	U	1.0	0.12
594-20-7	2,2-Dichloropropane	0.31	U	1.0	0.31
95-50-1	1,2-Dichlorobenzene	0.15	U	1.0	0.15
541-73-1	1,3-Dichlorobenzene	0.15	U	1.0	0.15

FORM I
GC/MS VOA ORGANICS ANALYSIS DATA SHEET

Lab Name: Eurofins TestAmerica, Canton Job No.: 240-123986-1

SDG No.:

Client Sample ID: Lab Sample ID: MB 240-417275/6

Matrix: Water Lab File ID: 181736.D

Analysis Method: 8260B Date Collected:

Sample wt/vol: 5(mL) Date Analyzed: 12/26/2019 13:53

Soil Aliquot Vol: Dilution Factor: 1

Soil Extract Vol.: GC Column: DB-624 ID: 0.18(mm)

% Moisture: Level: (low/med) Low

Analysis Batch No.: 417275 Units: ug/L

CAS NO.	COMPOUND NAME	RESULT	Q	RL	MDL
106-46-7	1,4-Dichlorobenzene	0.177	J	1.0	0.16
110-75-8	2-Chloroethyl vinyl ether	0.26	U	10	0.26
98-82-8	Isopropylbenzene	0.090	U	1.0	0.090
95-49-8	2-Chlorotoluene	0.15	U	1.0	0.15
78-93-3	2-Butanone (MEK)	1.2	U	10	1.2
108-10-1	4-Methyl-2-pentanone (MIBK)	0.42	U	10	0.42
108-86-1	Bromobenzene	0.12	U	1.0	0.12
1634-04-4	Methyl tert-butyl ether	0.070	U	1.0	0.070
74-97-5	Bromochloromethane	0.14	U	1.0	0.14
75-09-2	Methylene Chloride	2.6	U	5.0	2.6
106-43-4	4-Chlorotoluene	0.090	U	1.0	0.090
100-42-5	Styrene	0.135	J	1.0	0.10
99-87-6	4-Isopropyltoluene	0.13	U	1.0	0.13
127-18-4	Tetrachloroethene	0.15	U	1.0	0.15
87-68-3	Hexachlorobutadiene	0.83	U	1.0	0.83
108-88-3	Toluene	0.14	U	1.0	0.14
74-95-3	Dibromomethane	0.090	U	1.0	0.090
108-20-3	Diisopropyl ether	0.17	U	10	0.17
156-60-5	trans-1,2-Dichloroethene	0.19	U	1.0	0.19
91-20-3	Naphthalene	0.499	J	1.0	0.32
10061-02-6	trans-1,3-Dichloropropene	0.67	U	1.0	0.67
104-51-8	n-Butylbenzene	0.14	U	1.0	0.14
79-01-6	Trichloroethene	0.10	U	1.0	0.10
103-65-1	N-Propylbenzene	0.15	U	1.0	0.15
75-69-4	Trichlorofluoromethane	0.45	U	1.0	0.45
135-98-8	sec-Butylbenzene	0.13	U	1.0	0.13
994-05-8	Tert-amyl methyl ether	0.11	U	5.0	0.11
637-92-3	Ethyl tert-butyl ether	0.15	U	5.0	0.15
75-01-4	Vinyl chloride	0.20	U	1.0	0.20
98-06-6	tert-Butylbenzene	0.14	U	1.0	0.14
108-05-4	Vinyl acetate	0.19	U	2.0	0.19
1330-20-7	Xylenes, Total	0.15	U	2.0	0.15
124-48-1	Chlorodibromomethane	0.39	U	1.0	0.39
75-65-0	tert-Butyl alcohol	1.7	U	40	1.7

FORM I
GC/MS VOA ORGANICS ANALYSIS DATA SHEET

Lab Name: Eurofins TestAmerica, Canton Job No.: 240-123986-1

SDG No.:

Client Sample ID: Lab Sample ID: MB 240-417275/6

Matrix: Water Lab File ID: 181736.D

Analysis Method: 8260B Date Collected:

Sample wt/vol: 5(mL) Date Analyzed: 12/26/2019 13:53

Soil Aliquot Vol: Dilution Factor: 1

Soil Extract Vol.: GC Column: DB-624 ID: 0.18(mm)

% Moisture: Level: (low/med) Low

Analysis Batch No.: 417275 Units: ug/L

CAS NO.	SURROGATE	%REC	Q	LIMITS
17060-07-0	1,2-Dichloroethane-d4 (Surr)	91		75-130
460-00-4	4-Bromofluorobenzene (Surr)	89		47-134
2037-26-5	Toluene-d8 (Surr)	105		69-122
1868-53-7	Dibromofluoromethane (Surr)	93		78-129

Eurofins TestAmerica, Canton
Target Compound Quantitation Report

Data File: \\chromna\Canton\ChromData\A3UX18\20191226-94559.b\181736.D
Lims ID: mb
Client ID:
Sample Type: MB
Inject. Date: 26-Dec-2019 13:53:30 ALS Bottle#: 5 Worklist Smp#: 6
Purge Vol: 5.000 mL Dil. Factor: 1.0000
Sample Info: mb
Misc. Info.: 240-0094559-006
Operator ID: 002808 Instrument ID: A3UX18

Method: \\chromna\Canton\ChromData\A3UX18\20191226-94559.b\8260_18.m
Limit Group: MSV 8260B ICAL
Last Update: 27-Dec-2019 10:27:16 Calib Date: 18-Nov-2019 16:03:30
Integrator: RTE ID Type: Deconvolution ID
Quant Method: Internal Standard Quant By: Initial Calibration
Last ICal File: \\chromna\Canton\ChromData\A3UX18\20191118-93277.b\181425.D

Column 1 : DB-624 (0.18 mm) Det: MS SCAN
Process Host: CTX0335

First Level Reviewer: macenczaks Date: 26-Dec-2019 14:22:41

Compound	Sig	RT (min.)	Exp RT (min.)	Dlt RT (min.)	Q	Response	Cal Amt ug/l	OnCol Amt ug/l	Flags
* 1 Fluorobenzene	96	6.533	6.529	0.004	100	281031	30.0	30.0	
* 2 Chlorobenzene-d5	117	9.266	9.274	-0.008	97	205284	30.0	30.0	
* 3 1,4-Dichlorobenzene-d4	152	11.242	11.239	0.003	99	97923	30.0	30.0	
$ 4 Dibromofluoromethane (Surr	113	5.835	5.832	0.003	93	60992	30.0	27.8	
$ 5 1,2-Dichloroethane-d4 (Sur	65	6.178	6.175	0.003	99	73111	30.0	27.4	
$ 6 Toluene-d8 (Surr)	98	8.024	8.021	0.003	94	264121	30.0	31.6	
$ 7 4-Bromofluorobenzene (Surr	95	10.272	10.269	0.003	0	92080	30.0	26.7	
9 Dichlorodifluoromethane	85		1.312					ND	
10 Chloromethane	50		1.466					ND	
11 Vinyl chloride	62		1.584					ND	
12 Butadiene	54		1.608					ND	U
13 Bromomethane	94		1.880					ND	
14 Chloroethane	64		1.986					ND	
15 Dichlorofluoromethane	67		2.187					ND	
16 Trichlorofluoromethane	101		2.247					ND	
17 Ethyl ether	59		2.566					ND	
18 Acrolein	56		2.684					ND	
19 1,1-Dichloroethene	96		2.814					ND	
20 1,1,2-Trichloro-1,2,2-trif	151		2.850					ND	
21 Acetone	43	2.900	2.874	0.026	98	3852		2.46	
22 Methylal	45		2.932					ND	
23 Iodomethane	142		2.968					ND	
24 Carbon disulfide	76		3.051					ND	
25 Acetonitrile	41		3.228					ND	
26 3-Chloro-1-propene	76		3.276					ND	
27 Methyl acetate	43		3.323					ND	
28 Methylene Chloride	84	3.445	3.442	0.003	92	551		0.2303	
29 2-Methyl-2-propanol	59		3.678					ND	
30 Acrylonitrile	53		3.797					ND	
31 trans-1,2-Dichloroethene	96		3.856					ND	
32 Methyl tert-butyl ether	73		3.879					ND	

Compound	Sig	RT (min.)	Exp RT (min.)	Dlt RT (min.)	Q	Response	Cal Amt ug/l	OnCol Amt ug/l	Flags
33 Hexane	86		4.317					ND	
34 1,1-Dichloroethane	63		4.483					ND	
35 2-Chloro-1,3-butadiene	53		4.624					ND	
36 Vinyl acetate	86		4.625					ND	
37 Isopropyl ether	87		4.660					ND	
38 Tert-butyl ethyl ether	59		5.133					ND	
39 2,2-Dichloropropane	97		5.252					ND	
40 cis-1,2-Dichloroethene	96		5.264					ND	
41 2-Butanone (MEK)	43		5.299					ND	U
42 Propionitrile	54		5.358					ND	
43 Ethyl acetate	43		5.417					ND	
45 Methacrylonitrile	41		5.535					ND	
44 Chlorobromomethane	128		5.536					ND	
46 Tetrahydrofuran	42		5.595					ND	
47 Chloroform	83		5.654					ND	
48 1,1,1-Trichloroethane	97		5.832					ND	
49 Cyclohexane	56		5.903					ND	
51 Carbon tetrachloride	117		6.021					ND	
50 1,1-Dichloropropene	75		6.021					ND	
52 Isobutyl alcohol	43		6.222					ND	
53 Benzene	78		6.234					ND	
54 1,2-Dichloroethane	62		6.258					ND	
156 Isooctane	57		6.363					ND	
55 Tert-amyl methyl ether	73		6.387					ND	
56 n-Heptane	100		6.565					ND	
57 n-Butanol	56		6.884					ND	
58 Trichloroethene	130		6.897					ND	
59 Ethyl acrylate	55		7.038					ND	U
60 Methylcyclohexane	83		7.086					ND	U
61 1,2-Dichloropropane	63		7.098					ND	
62 Dibromomethane	93		7.204					ND	
64 Methyl methacrylate	41		7.251					ND	
65 1,4-Dioxane	88		7.252					ND	
63 Tetrahydrothiophene	60		7.255					ND	
66 Dichlorobromomethane	83		7.370					ND	
67 2-Nitropropane	43		7.582					ND	
68 2-Chloroethyl vinyl ether	63		7.666					ND	
69 cis-1,3-Dichloropropene	75		7.784					ND	
70 4-Methyl-2-pentanone (MIBK	43		7.926					ND	
71 Toluene	91	8.083	8.080	0.003	96	1258		0.1242	
72 trans-1,3-Dichloropropene	75		8.281					ND	
73 Ethyl methacrylate	69		8.376					ND	
74 1,1,2-Trichloroethane	97		8.435					ND	
75 Tetrachloroethene	164		8.565					ND	
76 1,3-Dichloropropane	76		8.577					ND	
77 2-Hexanone	43		8.660					ND	
79 n-Butyl acetate	43	8.781	8.777	0.004	97	2888		0.7133	
78 Chlorodibromomethane	129		8.778					ND	
80 Ethylene Dibromide	107		8.861					ND	
111 1-Chlorohexane	91		9.286					ND	
81 Chlorobenzene	112		9.299					ND	
82 1,1,1,2-Tetrachloroethane	131		9.370					ND	

Compound	Sig	RT (min.)	Exp RT (min.)	Dlt RT (min.)	Q	Response	Cal Amt ug/l	OnCol Amt ug/l	Flags
83 Ethylbenzene	106		9.394					ND	
84 m-Xylene & p-Xylene	106		9.500					ND	
85 o-Xylene	106		9.831					ND	
86 Styrene	104	9.846	9.843	0.003	92	948		0.1346	
87 Bromoform	173		9.985					ND	
88 Isopropylbenzene	105		10.151					ND	
89 Cyclohexanone	55		10.209					ND	U
90 1,1,2,2-Tetrachloroethane	83		10.387					ND	
91 Bromobenzene	156		10.399					ND	
92 1,2,3-Trichloropropane	110		10.423					ND	
93 trans-1,4-Dichloro-2-buten	53		10.435					ND	
94 N-Propylbenzene	120		10.494					ND	
95 2-Chlorotoluene	126		10.565					ND	
96 1,3,5-Trimethylbenzene	105		10.636					ND	
97 4-Chlorotoluene	126		10.648					ND	
98 tert-Butylbenzene	119		10.920					ND	
99 Pentachloroethane	167		10.931					ND	
100 1,2,4-Trimethylbenzene	105		10.955					ND	
101 sec-Butylbenzene	105		11.097					ND	
102 1,3-Dichlorobenzene	146	11.195	11.192	0.003	1	689		0.1404	
103 4-Isopropyltoluene	119		11.228					ND	
104 1,4-Dichlorobenzene	146	11.266	11.263	0.003	91	883		0.1767	
105 1,2,3-Trimethylbenzene	105		11.310					ND	
106 Benzyl chloride	126		11.381					ND	
107 n-Butylbenzene	91		11.571					ND	
108 1,2-Dichlorobenzene	146	11.574	11.571	0.003	56	659		0.1428	
109 1,2-Dibromo-3-Chloropropan	157		12.222					ND	
110 1,3,5-Trichlorobenzene	180		12.410					ND	
112 1,2,4-Trichlorobenzene	180	12.923	12.920	0.003	89	1250		0.4063	
113 Hexachlorobutadiene	225		13.074					ND	
114 Naphthalene	128	13.124	13.121	0.003	93	3594		0.4990	
115 1,2,3-Trichlorobenzene	180	13.313	13.322	-0.009	91	1143		0.4062	
116 2-Methylnaphthalene	142	13.999	13.996	0.003	89	1531		0.3023	
155 1-Methylnaphthalene	142	14.141	14.138	0.003	92	1105		0.2539	
124 3-Ethyltoluene	1		0.000					ND	
118 Butyl Methacrylate TIC	1		0.000					ND	
127 Hexachloroethane TIC	1		0.000					ND	
119 Isobutylene TIC	1		0.000					ND	
117 2-Ethyltoluene	1		0.000					ND	
125 Epichlorohydrin	1		0.000					ND	
128 Ethylene oxide	1		0.000					ND	
129 1,3-Diethylbenzene TIC	1		0.000					ND	
126 Chlorodifluoromethane TIC	1		0.000					ND	
120 Propene oxide	1		0.000					ND	
121 1,4-Dichlorobutane	1		0.000					ND	
S 132 1,2-Dichloroethene, Total	96		1.140					ND	
S 133 1,3-Dichloropropene, Total	75		6.760					ND	
S 134 Xylenes, Total	106		16.530					ND	
S 154 Total BTEX	1				0			0.1242	
S 135 Trihalomethanes, Total	1		0.000					ND	

QC Flag Legend

Review Flags

U - Marked Undetected

Reagents:

vm150ss_00017	Amount Added:	1.00	Units: uL	Run Reagent
vm40ml_vials_00014	Amount Added:	0.00	Units:	Run Reagent
vm150is_00159	Amount Added:	1.00	Units: uL	Run Reagent
vmDist_H2o_00162	Amount Added:	0.00	Units:	Run Reagent

Report Date: 27-Dec-2019 10:27:20 Chrom Revision: 2.3 15-Dec-2019 06:20:02

Eurofins TestAmerica, Canton

Data File: \\chromna\Canton\ChromData\A3UX18\20191226-94559.b\181736.D

Injection Date:	26-Dec-2019 13:53:30	Instrument ID:	A3UX18	Operator ID:	002808
Lims ID:	mb			Worklist Smp#:	6
Client ID:					
Purge Vol:	5.000 mL	Dil. Factor:	1.0000	ALS Bottle#:	5
Method:	8260_18	Limit Group:	MSV 8260B ICAL		

Column: DB-624 (0.18 mm)

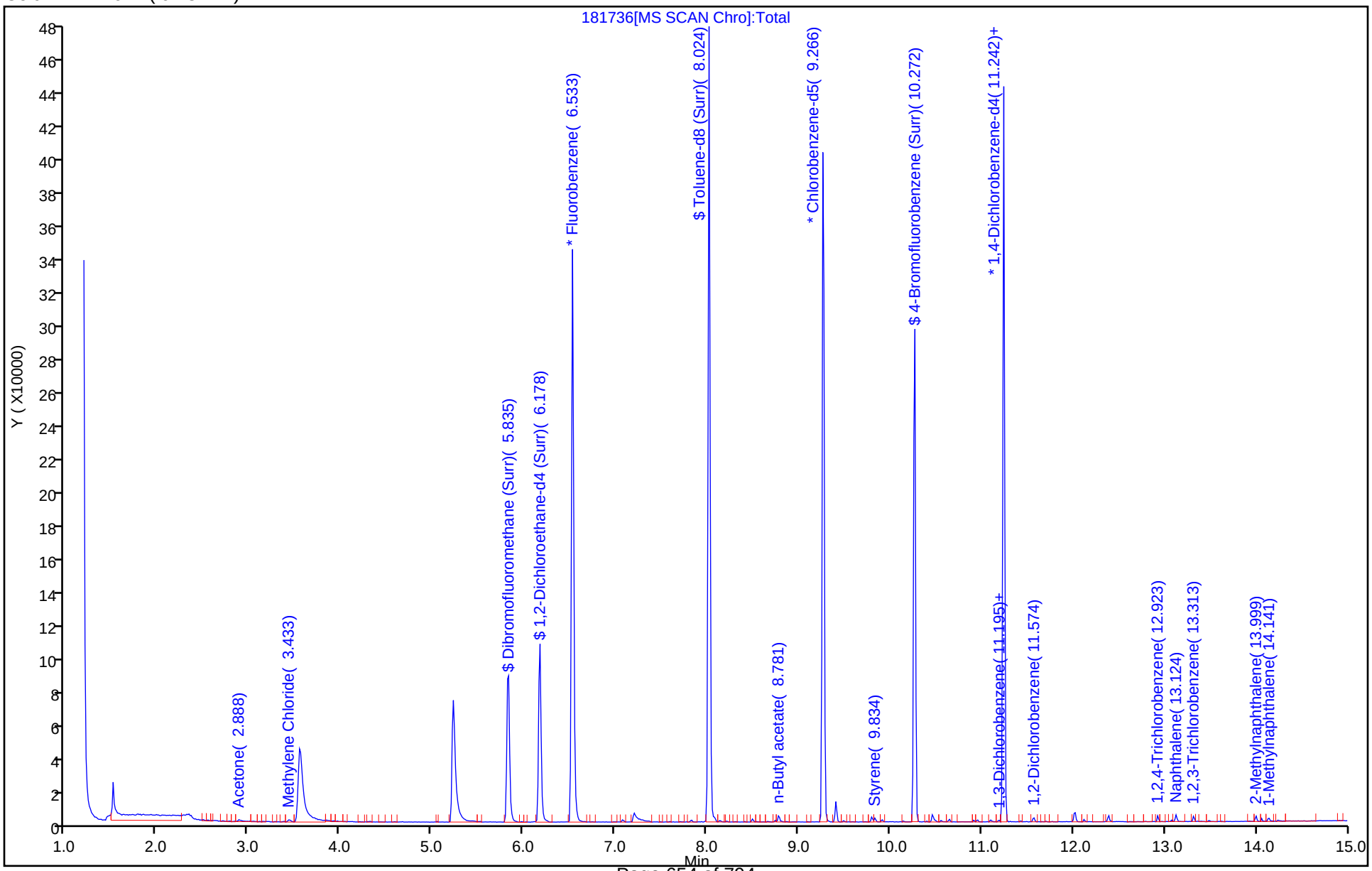

Eurofins TestAmerica, Canton
Recovery Report

Data File: \\chromna\Canton\ChromData\A3UX18\20191226-94559.b\181736.D
Lims ID: mb
Client ID:
Sample Type: MB
Inject. Date: 26-Dec-2019 13:53:30 ALS Bottle#: 5 Worklist Smp#: 6
Purge Vol: 5.000 mL Dil. Factor: 1.0000
Sample Info: mb
Misc. Info.: 240-0094559-006
Operator ID: 002808 Instrument ID: A3UX18

Method: \\chromna\Canton\ChromData\A3UX18\20191226-94559.b\8260_18.m
Limit Group: MSV 8260B ICAL
Last Update: 27-Dec-2019 10:27:16 Calib Date: 18-Nov-2019 16:03:30
Integrator: RTE ID Type: Deconvolution ID
Quant Method: Internal Standard Quant By: Initial Calibration
Last ICal File: \\chromna\Canton\ChromData\A3UX18\20191118-93277.b\181425.D

Column 1 : DB-624 (0.18 mm) Det: MS SCAN
Process Host: CTX0335

First Level Reviewer: macenczaks Date: 26-Dec-2019 14:22:41

Compound	Amount Added	Amount Recovered	% Rec.
$ 4 Dibromofluoromethane (Surr)	30.0	27.8	92.68
$ 5 1,2-Dichloroethane-d4 (Surr)	30.0	27.4	91.33
$ 6 Toluene-d8 (Surr)	30.0	31.6	105.24
$ 7 4-Bromofluorobenzene (Surr)	30.0	26.7	88.97

Report Date: 27-Dec-2019 10:27:21 Chrom Revision: 2.3 15-Dec-2019 06:20:02

Eurofins TestAmerica, Canton

Data File: \\chromna\Canton\ChromData\A3UX18\20191226-94559.b\181736.D

Injection Date: 26-Dec-2019 13:53:30 Instrument ID: A3UX18

Lims ID: mb

Client ID:

Operator ID: 002808 ALS Bottle#: 5 Worklist Smp#: 6

Purge Vol: 5.000 mL Dil. Factor: 1.0000

Method: 8260_18 Limit Group: MSV 8260B ICAL

Column: DB-624 (0.18 mm) Detector MS SCAN

112 1,2,4-Trichlorobenzene, CAS: 120-82-1

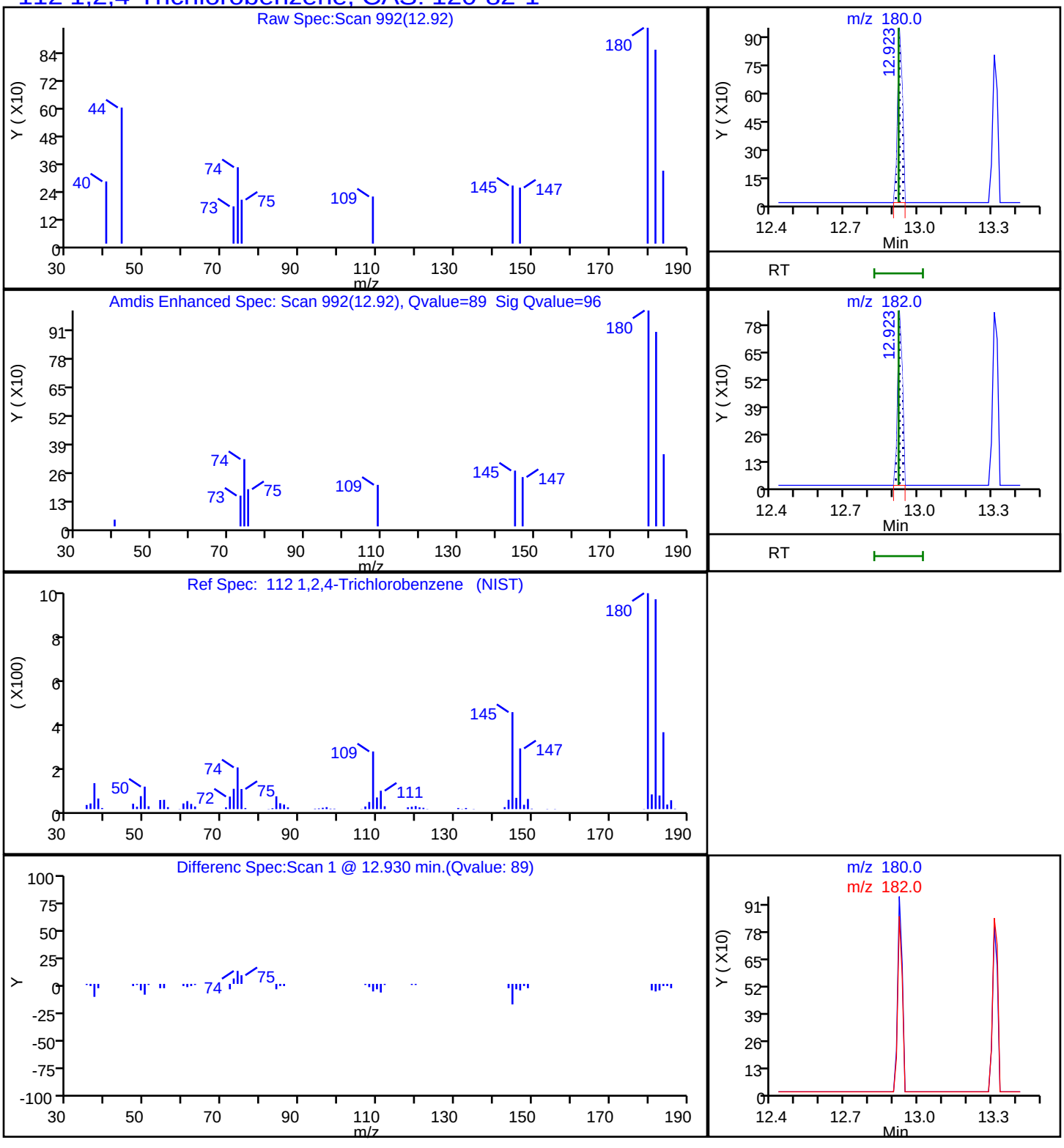

Report Date: 27-Dec-2019 10:27:21 Chrom Revision: 2.3 15-Dec-2019 06:20:02

Eurofins TestAmerica, Canton

Data File: \\chromna\Canton\ChromData\A3UX18\20191226-94559.b\181736.D

Injection Date: 26-Dec-2019 13:53:30 Instrument ID: A3UX18

Lims ID: mb

Client ID:

Operator ID: 002808 ALS Bottle#: 5 Worklist Smp#: 6

Purge Vol: 5.000 mL Dil. Factor: 1.0000

Method: 8260_18 Limit Group: MSV 8260B ICAL

Column: DB-624 (0.18 mm) Detector MS SCAN

104 1,4-Dichlorobenzene, CAS: 106-46-7

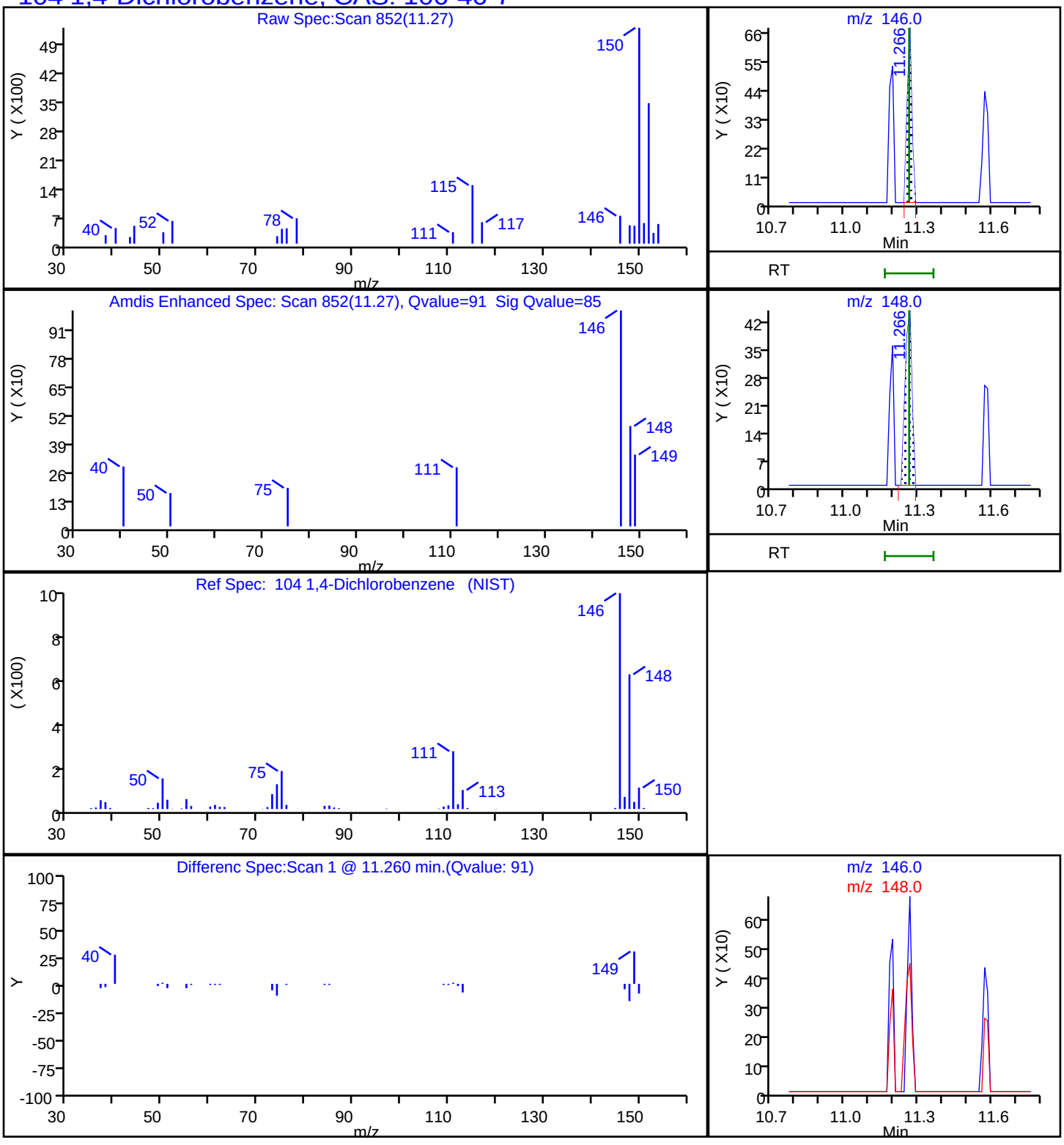

Report Date: 27-Dec-2019 10:27:20 Chrom Revision: 2.3 15-Dec-2019 06:20:02

Eurofins TestAmerica, Canton

Data File: \\chromna\Canton\ChromData\A3UX18\20191226-94559.b\181736.D

Injection Date: 26-Dec-2019 13:53:30 Instrument ID: A3UX18

Lims ID: mb

Client ID:

Operator ID: 002808 ALS Bottle#: 5 Worklist Smp#: 6

Purge Vol: 5.000 mL Dil. Factor: 1.0000

Method: 8260_18 Limit Group: MSV 8260B ICAL

Column: DB-624 (0.18 mm) Detector MS SCAN

86 Styrene, CAS: 100-42-5

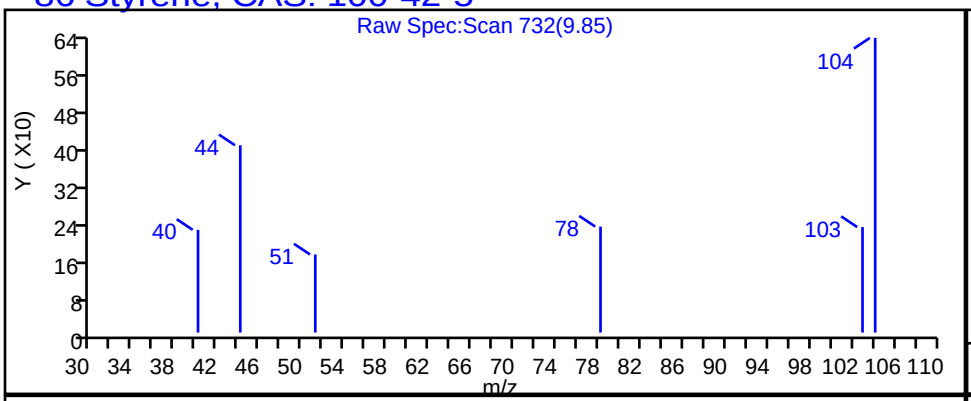

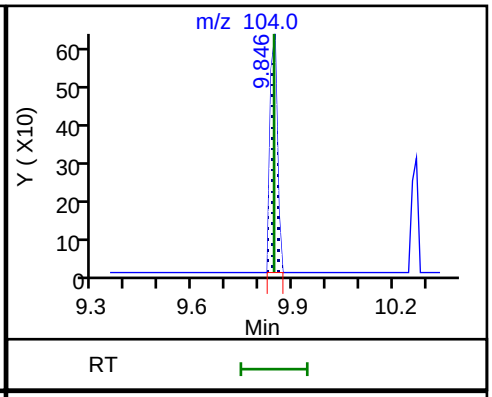

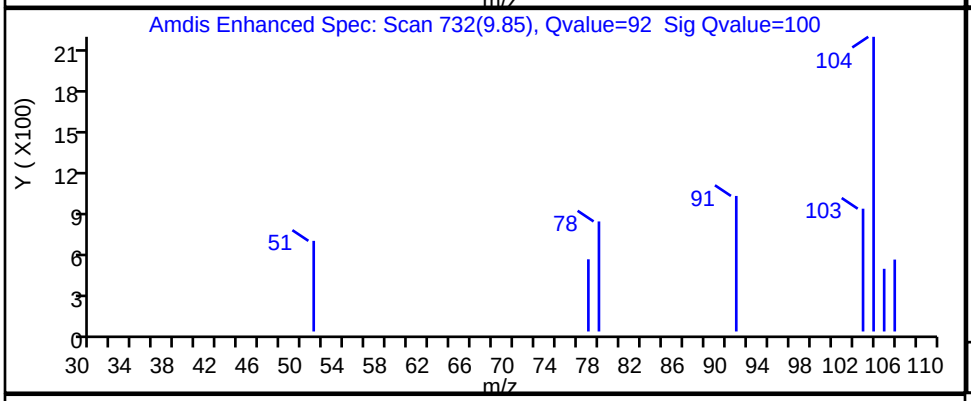

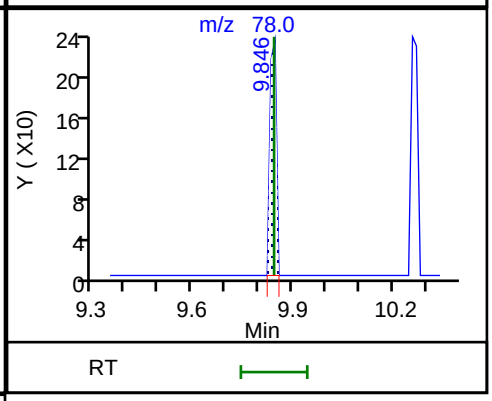

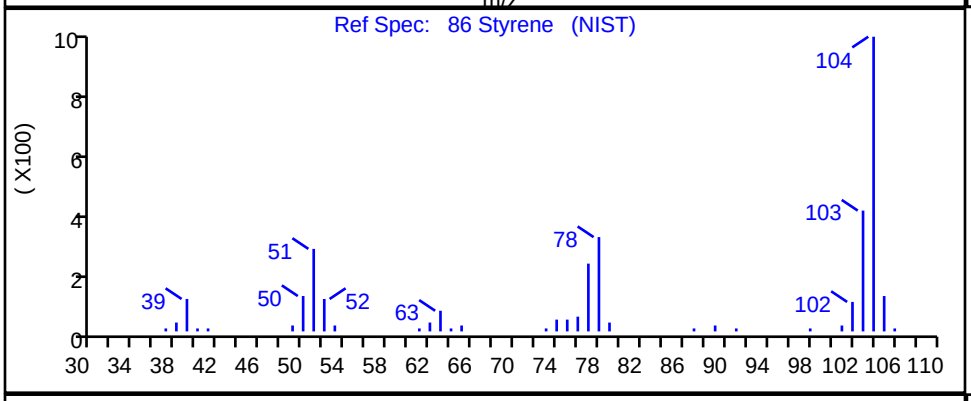

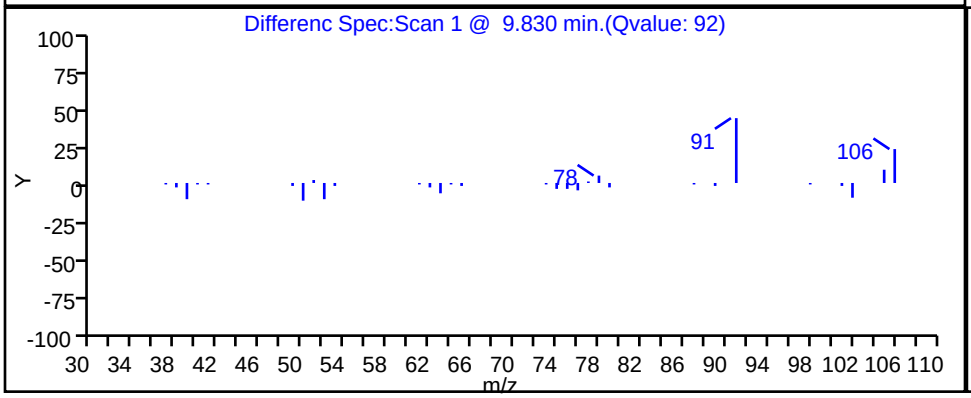

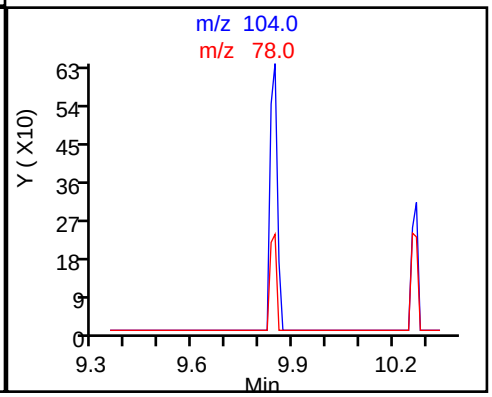

Report Date: 27-Dec-2019 10:27:21 Chrom Revision: 2.3 15-Dec-2019 06:20:02

Eurofins TestAmerica, Canton

Data File: \\chromna\Canton\ChromData\A3UX18\20191226-94559.b\181736.D

Injection Date: 26-Dec-2019 13:53:30 Instrument ID: A3UX18

Lims ID: mb

Client ID:

Operator ID: 002808 ALS Bottle#: 5 Worklist Smp#: 6

Purge Vol: 5.000 mL Dil. Factor: 1.0000

Method: 8260_18 Limit Group: MSV 8260B ICAL

Column: DB-624 (0.18 mm) Detector MS SCAN

114 Naphthalene, CAS: 91-20-3

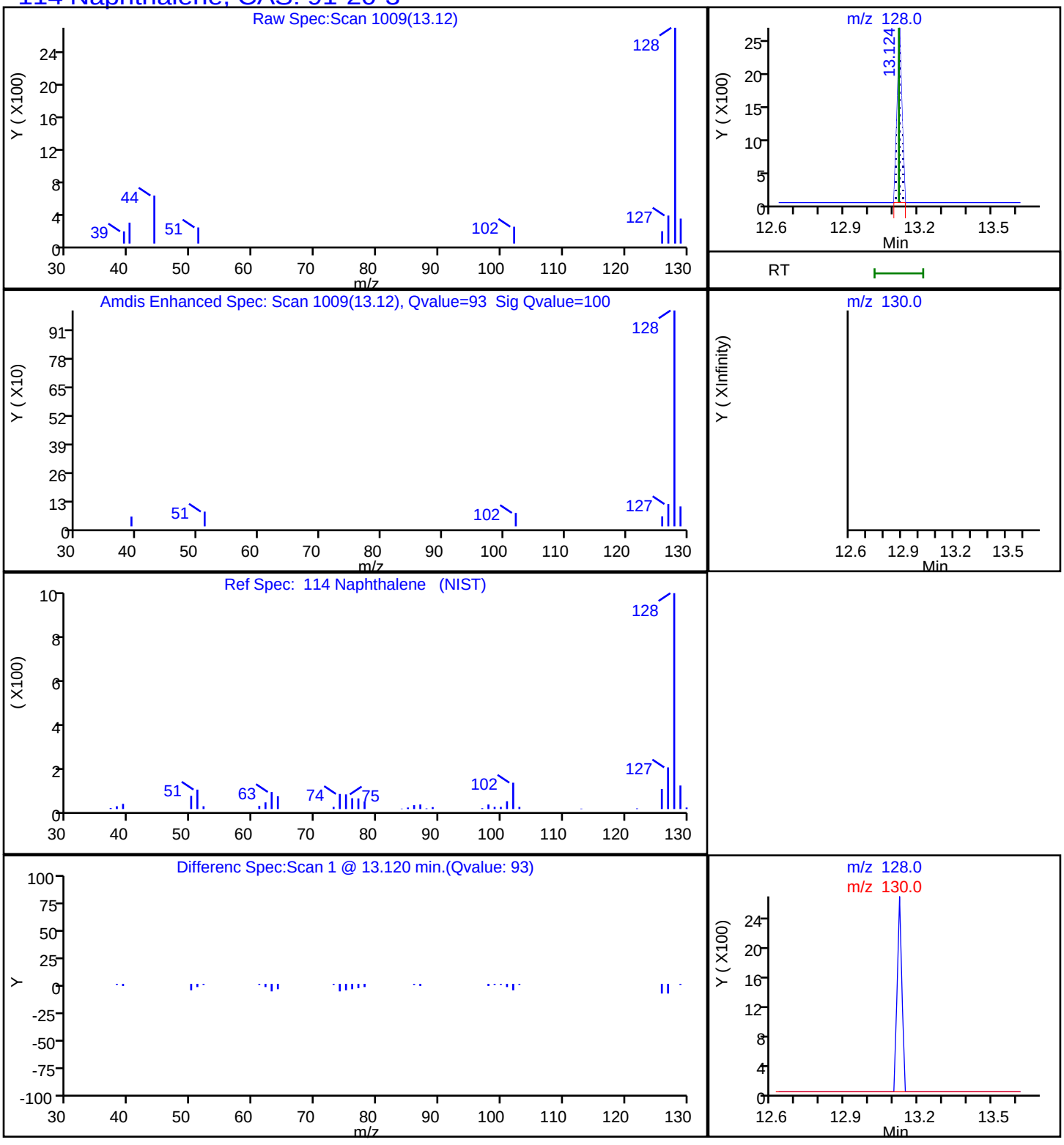

User Disabled Compound Report

Eurofins TestAmerica, Canton

Data File: \\chromna\Canton\ChromData\A3UX18\20191226-94559.b\181736.D
Injection Date: 26-Dec-2019 13:53:30 Instrument ID: A3UX18
Lims ID: mb
Client ID:
Operator ID: 002808 ALS Bottle#: 5 Worklist Smp#: 6
Purge Vol: 5.000 mL Dil. Factor: 1.0000
Method: 8260_18 Limit Group: MSV 8260B ICAL
Column: DB-624 (0.18 mm) Detector MS SCAN

41 2-Butanone (MEK), CAS: 78-93-3

Processing Results

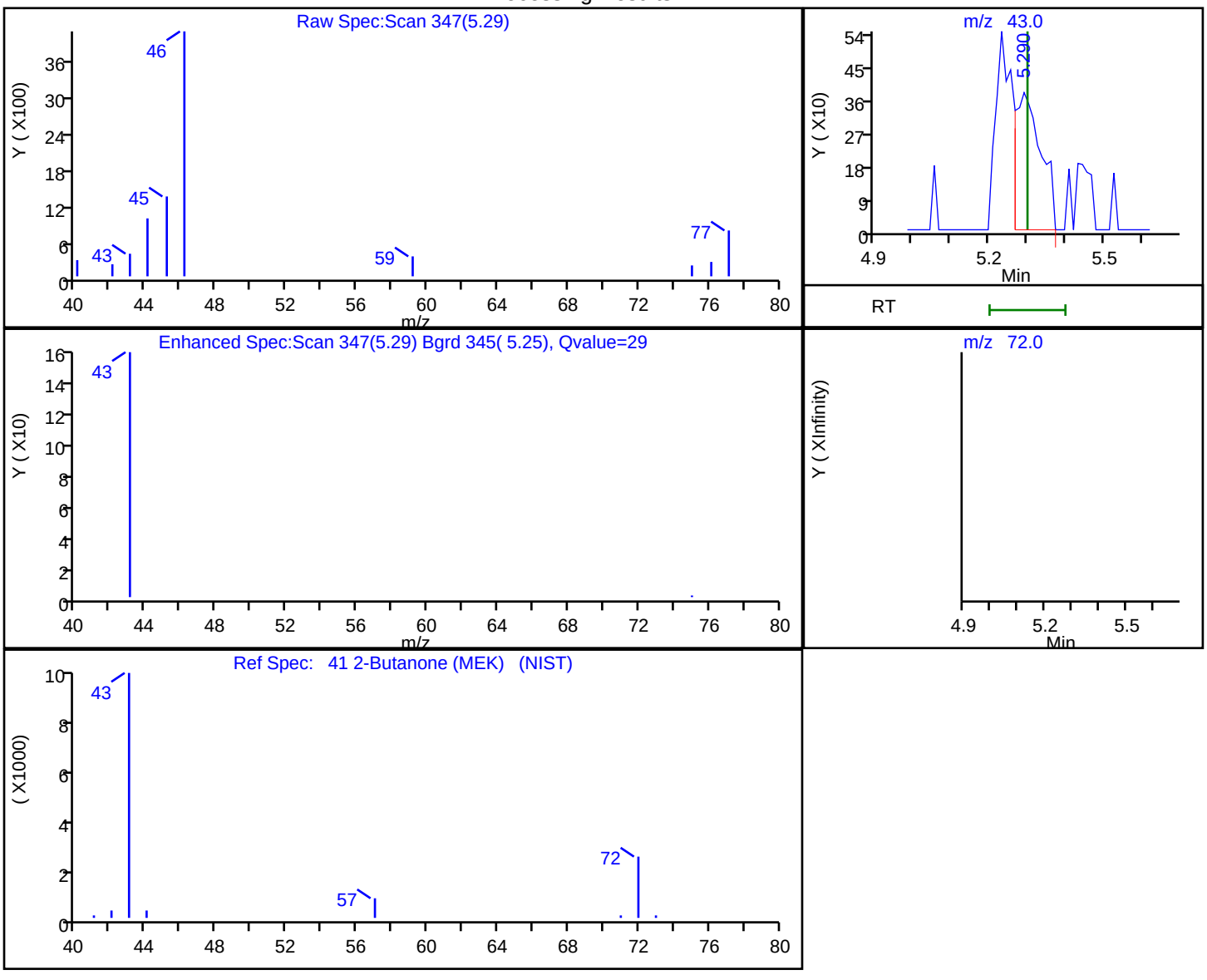

RT	Mass	Response	Amount
5.29	43.00	1757	1.761273
5.30	72.00	0	

Reviewer: macenczaks, 26-Dec-2019 14:22:29
Audit Action: Marked Compound Undetected Audit Reason: Invalid Compound ID

FORM I
GC/MS VOA ORGANICS ANALYSIS DATA SHEET

Lab Name: Eurofins TestAmerica, Canton Job No.: 240-123986-1

SDG No.:

Client Sample ID: Lab Sample ID: MB 240-417294/8

Matrix: Solid Lab File ID: 1423271.D

Analysis Method: 8260B Date Collected:

Sample wt/vol: 5(g) Date Analyzed: 12/26/2019 17:06

Soil Aliquot Vol: Dilution Factor: 1

Soil Extract Vol.: GC Column: DB-624 ID: 0.18(mm)

% Moisture: Level: (low/med) Low

Analysis Batch No.: 417294 Units: ug/Kg

CAS NO.	COMPOUND NAME	RESULT	Q	RL	MDL
630-20-6	1,1,1,2-Tetrachloroethane	3.0	U	5.0	3.0
563-58-6	1,1-Dichloropropene	0.99	U	5.0	0.99
75-34-3	1,1-Dichloroethane	0.69	U	5.0	0.69
87-61-6	1,2,3-Trichlorobenzene	0.57	U	5.0	0.57
96-18-4	1,2,3-Trichloropropane	1.6	U	5.0	1.6
107-06-2	1,2-Dichloroethane	0.77	U	5.0	0.77
75-35-4	1,1-Dichloroethene	0.90	U	5.0	0.90
526-73-8	1,2,3-Trimethylbenzene	1.8	U	5.0	1.8
78-87-5	1,2-Dichloropropane	0.85	U	5.0	0.85
95-63-6	1,2,4-Trimethylbenzene	1.0	U	5.0	1.0
591-78-6	2-Hexanone	4.1	U	20	4.1
79-34-5	1,1,2,2-Tetrachloroethane	1.4	U	5.0	1.4
67-64-1	Acetone	21	U	25	21
71-43-2	Benzene	0.70	U	5.0	0.70
75-25-2	Bromoform	2.4	U	5.0	2.4
74-83-9	Bromomethane	0.99	U	5.0	0.99
75-15-0	Carbon disulfide	1.2	U	5.0	1.2
56-23-5	Carbon tetrachloride	3.3	U	5.0	3.3
71-55-6	1,1,1-Trichloroethane	0.82	U	5.0	0.82
108-90-7	Chlorobenzene	0.92	U	5.0	0.92
142-28-9	1,3-Dichloropropane	0.99	U	5.0	0.99
75-00-3	Chloroethane	1.2	U	5.0	1.2
96-12-8	1,2-Dibromo-3-Chloropropane	3.6	U	10	3.6
67-66-3	Chloroform	0.79	U	5.0	0.79
74-87-3	Chloromethane	1.0	U	5.0	1.0
156-59-2	cis-1,2-Dichloroethene	0.65	U	5.0	0.65
10061-01-5	cis-1,3-Dichloropropene	1.4	U	5.0	1.4
75-27-4	Bromodichloromethane	0.68	U	5.0	0.68
76-13-1	1,1,2-Trichlorotrifluoroethane	1.3	U	5.0	1.3
75-71-8	Dichlorodifluoromethane	0.94	U	5.0	0.94
120-82-1	1,2,4-Trichlorobenzene	0.57	U	5.0	0.57
100-41-4	Ethylbenzene	1.0	U	5.0	1.0
106-93-4	1,2-Dibromoethane	0.77	U	5.0	0.77
594-20-7	2,2-Dichloropropane	1.2	U	5.0	1.2
95-50-1	1,2-Dichlorobenzene	1.1	U	5.0	1.1
541-73-1	1,3-Dichlorobenzene	0.82	U	5.0	0.82

FORM I
GC/MS VOA ORGANICS ANALYSIS DATA SHEET

Lab Name: Eurofins TestAmerica, Canton Job No.: 240-123986-1

SDG No.:

Client Sample ID: Lab Sample ID: MB 240-417294/8

Matrix: Solid Lab File ID: 1423271.D

Analysis Method: 8260B Date Collected:

Sample wt/vol: 5(g) Date Analyzed: 12/26/2019 17:06

Soil Aliquot Vol: Dilution Factor: 1

Soil Extract Vol.: GC Column: DB-624 ID: 0.18(mm)

% Moisture: Level: (low/med) Low

Analysis Batch No.: 417294 Units: ug/Kg

CAS NO.	COMPOUND NAME	RESULT	Q	RL	MDL
106-46-7	1,4-Dichlorobenzene	0.88	U	5.0	0.88
110-75-8	2-Chloroethyl vinyl ether	8.9	U	50	8.9
98-82-8	Isopropylbenzene	0.83	U	5.0	0.83
95-49-8	2-Chlorotoluene	0.95	U	5.0	0.95
78-93-3	2-Butanone (MEK)	3.6	U	20	3.6
108-10-1	4-Methyl-2-pentanone (MIBK)	3.7	U	20	3.7
108-86-1	Bromobenzene	1.2	U	5.0	1.2
1634-04-4	Methyl tert-butyl ether	0.82	U	5.0	0.82
74-97-5	Bromochloromethane	0.59	U	5.0	0.59
75-09-2	Methylene Chloride	12	U	25	12
106-43-4	4-Chlorotoluene	0.86	U	5.0	0.86
100-42-5	Styrene	1.2	U	5.0	1.2
99-87-6	4-Isopropyltoluene	2.9	U	5.0	2.9
127-18-4	Tetrachloroethene	0.73	U	5.0	0.73
87-68-3	Hexachlorobutadiene	3.7	U	5.0	3.7
108-88-3	Toluene	0.77	U	5.0	0.77
74-95-3	Dibromomethane	0.67	U	5.0	0.67
108-20-3	Diisopropyl ether	0.76	U	10	0.76
156-60-5	trans-1,2-Dichloroethene	0.47	U	5.0	0.47
91-20-3	Naphthalene	2.7	U	5.0	2.7
10061-02-6	trans-1,3-Dichloropropene	1.0	U	5.0	1.0
104-51-8	n-Butylbenzene	3.5	U	5.0	3.5
79-01-6	Trichloroethene	0.63	U	5.0	0.63
103-65-1	N-Propylbenzene	0.73	U	5.0	0.73
75-69-4	Trichlorofluoromethane	1.1	U	5.0	1.1
135-98-8	sec-Butylbenzene	0.86	U	5.0	0.86
994-05-8	Tert-amyl methyl ether	2.2	U	5.0	2.2
637-92-3	Ethyl tert-butyl ether	2.3	U	5.0	2.3
75-01-4	Vinyl chloride	0.84	U	5.0	0.84
98-06-6	tert-Butylbenzene	0.91	U	5.0	0.91
108-05-4	Vinyl acetate	2.1	U	10	2.1
1330-20-7	Xylenes, Total	1.6	U	10	1.6
124-48-1	Chlorodibromomethane	2.8	U	5.0	2.8
75-65-0	tert-Butyl alcohol	17	U	200	17

FORM I
GC/MS VOA ORGANICS ANALYSIS DATA SHEET

Lab Name: Eurofins TestAmerica, Canton Job No.: 240-123986-1

SDG No.:

Client Sample ID: Lab Sample ID: MB 240-417294/8

Matrix: Solid Lab File ID: 1423271.D

Analysis Method: 8260B Date Collected:

Sample wt/vol: 5(g) Date Analyzed: 12/26/2019 17:06

Soil Aliquot Vol: Dilution Factor: 1

Soil Extract Vol.: GC Column: DB-624 ID: 0.18(mm)

% Moisture: Level: (low/med) Low

Analysis Batch No.: 417294 Units: ug/Kg

CAS NO.	SURROGATE	%REC	Q	LIMITS
17060-07-0	1,2-Dichloroethane-d4 (Surr)	69		59-120
460-00-4	4-Bromofluorobenzene (Surr)	81		51-127
2037-26-5	Toluene-d8 (Surr)	80		64-124
1868-53-7	Dibromofluoromethane (Surr)	78		56-122

Eurofins TestAmerica, Canton
Target Compound Quantitation Report

Data File: \\chromna\Canton\ChromData\A3UX14\20191226-94563.b\1423271.D
Lims ID: MB
Client ID:
Sample Type: MB
Inject. Date: 26-Dec-2019 17:06:30 ALS Bottle#: 8 Worklist Smp#: 8
Purge Vol: 5.000 mL Dil. Factor: 1.0000
Sample Info: mb
Misc. Info.: 240-0094563-008
Operator ID: 002808 Instrument ID: A3UX14

Method: \\chromna\Canton\ChromData\A3UX14\20191226-94563.b\8260_14.m
Limit Group: MSV 8260B ICAL
Last Update: 27-Dec-2019 09:51:57 Calib Date: 07-Nov-2019 19:26:30
Integrator: RTE ID Type: Deconvolution ID
Quant Method: Internal Standard Quant By: Initial Calibration
Last ICal File: \\chromna\Canton\ChromData\A3UX14\20191107-92918.b\1422636.D

Column 1 : DB-624 (0.18 mm) Det: MS SCAN
Process Host: CTX0325

First Level Reviewer: macenczaks Date: 26-Dec-2019 17:45:54

Compound	Sig	RT (min.)	Exp RT (min.)	Dlt RT (min.)	Q	Response	Cal Amt ug/l	OnCol Amt ug/l	Flags
* 1 Fluorobenzene	96	6.246	6.246	0.000	99	1731354	50.0	50.0	
* 2 Chlorobenzene-d5	117	9.228	9.228	0.000	93	1321437	50.0	50.0	
* 3 1,4-Dichlorobenzene-d4	152	11.228	11.227	0.001	99	598938	50.0	50.0	
$ 4 Dibromofluoromethane (Surr	113	5.394	5.394	0.000	95	350361	50.0	39.2	
$ 5 1,2-Dichloroethane-d4 (Sur	65	5.808	5.808	0.000	91	342723	50.0	34.6	
$ 6 Toluene-d8 (Surr)	98	7.914	7.914	0.000	93	1474740	50.0	40.2	
$ 7 4-Bromofluorobenzene (Surr	95	10.245	10.245	0.000	0	475432	50.0	40.4	
9 Dichlorodifluoromethane	85		1.063					ND	
10 Chloromethane	50		1.193					ND	
11 Vinyl chloride	62		1.276					ND	
12 Butadiene	54		1.288					ND	
13 Bromomethane	94		1.513					ND	
156 1-Chloro-1-fluoroethane TI	47		1.524					ND	
15 Chloroethane	64		1.595					ND	
16 Dichlorofluoromethane	67		1.761					ND	
17 Trichlorofluoromethane	101		1.797					ND	
14 Ethylene oxide	44		1.895					ND	
18 Ethyl ether	59		2.057					ND	
19 Acrolein	56		2.163					ND	
21 1,1-Dichloroethene	96		2.246					ND	
22 1,1,2-Trichloro-1,2,2-trif	151		2.282					ND	
24 Acetone	43		2.317					ND	
25 Iodomethane	142		2.376					ND	
26 Carbon disulfide	76		2.436					ND	
28 Acetonitrile	41		2.589					ND	U
27 3-Chloro-1-propene	76		2.613					ND	
29 Methyl acetate	43		2.672					ND	
30 Methylene Chloride	84	2.755	2.755	0.000	89	1245		0.1405	
20 Propene oxide	58	2.874	2.819	0.055	27	2564		NC	
23 Methylal	45		2.932					ND	
31 2-Methyl-2-propanol	59		2.980					ND	

Compound	Sig	RT (min.)	Exp RT (min.)	Dlt RT (min.)	Q	Response	Cal Amt ug/l	OnCol Amt ug/l	Flags
34 Acrylonitrile	53		3.051					ND	U
32 trans-1,2-Dichloroethene	96		3.075					ND	
33 Methyl tert-butyl ether	73		3.110					ND	
35 Hexane	86		3.465					ND	
36 1,1-Dichloroethane	63		3.643					ND	
37 2-Chloro-1,3-butadiene	53		3.784					ND	
39 Vinyl acetate	86		3.785					ND	
38 Isopropyl ether	87		3.844					ND	
40 Tert-butyl ethyl ether	59		4.447					ND	
41 2,2-Dichloropropane	97		4.589					ND	
42 cis-1,2-Dichloroethene	96		4.601					ND	
43 2-Butanone (MEK)	43	4.696	4.696	0.000	61	5039		0.7549	
44 Propionitrile	54		4.767					ND	
45 Ethyl acetate	43		4.861					ND	
46 Chlorobromomethane	128		4.980					ND	
47 Methacrylonitrile	41		5.015					ND	
48 Tetrahydrofuran	42	5.110	5.074	0.036	93	2323		0.5003	
49 Chloroform	83		5.157					ND	
50 1,1,1-Trichloroethane	97		5.370					ND	
51 Cyclohexane	56		5.441					ND	
52 Carbon tetrachloride	117		5.595					ND	
53 1,1-Dichloropropene	75		5.607					ND	
54 Benzene	78		5.867					ND	
56 1,2-Dichloroethane	62	5.915	5.914	0.001	95	1380		0.1205	
55 Isobutyl alcohol	41		5.962					ND	
159 Isooctane	57		6.033					ND	
57 Tert-amyl methyl ether	73		6.092					ND	
58 n-Heptane	100		6.305					ND	
59 Trichloroethene	130		6.672					ND	
60 n-Butanol	56		6.743					ND	
62 Methylcyclohexane	83		6.861					ND	
61 Ethyl acrylate	55		6.873					ND	U
63 1,2-Dichloropropane	63		6.897					ND	
65 Dibromomethane	93		7.015					ND	
67 1,4-Dioxane	88		7.086					ND	
66 Methyl methacrylate	41		7.110					ND	
68 Dichlorobromomethane	83		7.216					ND	
64 Tetrahydrothiophene	60		7.255					ND	
69 2-Nitropropane	41		7.453					ND	U
70 2-Chloroethyl vinyl ether	63		7.559					ND	
71 cis-1,3-Dichloropropene	75		7.666					ND	
73 4-Methyl-2-pentanone (MIBK	43		7.855					ND	
72 Epichlorohydrin	57	7.914	7.919	-0.004	21	1676		NC	
74 Toluene	91	7.985	7.985	0.000	99	4685		0.1227	
75 trans-1,3-Dichloropropene	75		8.210					ND	
76 Ethyl methacrylate	69		8.340					ND	
77 1,1,2-Trichloroethane	97		8.376					ND	
78 Tetrachloroethene	164		8.482					ND	
79 1,3-Dichloropropane	76		8.518					ND	
80 2-Hexanone	43		8.624					ND	U
82 Chlorodibromomethane	129		8.719					ND	
81 n-Butyl acetate	43	8.766	8.766	0.000	98	14138		0.6417	

Compound	Sig	RT (min.)	Exp RT (min.)	Dlt RT (min.)	Q	Response	Cal Amt ug/l	OnCol Amt ug/l	Flags
83 Ethylene Dibromide	107		8.802					ND	U
85 Chlorobenzene	112		9.251					ND	
84 1-Chlorohexane	91		9.263					ND	U
86 1,1,1,2-Tetrachloroethane	131		9.334					ND	
87 Ethylbenzene	106		9.358					ND	
88 m-Xylene & p-Xylene	106		9.464					ND	
89 o-Xylene	106		9.807					ND	
90 Styrene	104		9.819					ND	
91 Bromoform	173		9.961					ND	
92 Isopropylbenzene	105		10.127					ND	
93 Cyclohexanone	55		10.198					ND	
94 Bromobenzene	156		10.375					ND	
95 1,1,2,2-Tetrachloroethane	83		10.387					ND	
96 1,2,3-Trichloropropane	110		10.411					ND	
97 trans-1,4-Dichloro-2-buten	53		10.435					ND	
98 N-Propylbenzene	120		10.482					ND	
99 2-Chlorotoluene	126		10.541					ND	U
100 1,3,5-Trimethylbenzene	105		10.636					ND	
101 4-Chlorotoluene	126		10.636					ND	
103 tert-Butylbenzene	119		10.908					ND	U
102 3-Ethyltoluene	105	10.955	10.920	0.035	93	2016		NC	
104 Pentachloroethane	167		10.920					ND	
105 1,2,4-Trimethylbenzene	105		10.943					ND	
107 sec-Butylbenzene	105		11.097					ND	
106 2-Ethyltoluene	105	11.216	11.168	0.048	41	389		NC	
108 1,3-Dichlorobenzene	146		11.168					ND	
109 4-Isopropyltoluene	119		11.216					ND	U
110 1,4-Dichlorobenzene	146	11.251	11.251	0.000	34	2112		0.1208	
111 1,2,3-Trimethylbenzene	105		11.298					ND	
112 Benzyl chloride	126		11.369					ND	
113 n-Butylbenzene	91		11.559					ND	
114 1,2-Dichlorobenzene	146		11.559					ND	
115 1,2-Dibromo-3-Chloropropan	157		12.210					ND	
116 1,3,5-Trichlorobenzene	180	12.399	12.387	0.012	92	1390		0.1178	
117 1,2,4-Trichlorobenzene	180	12.908	12.908	0.000	86	1809		0.1697	
118 Hexachlorobutadiene	225		13.062					ND	
119 Naphthalene	128	13.109	13.109	0.000	95	6526		0.2171	
120 1,2,3-Trichlorobenzene	180	13.310	13.310	0.000	92	1251		0.1220	
121 2-Methylnaphthalene	142	14.020	14.020	0.000	95	12206		0.5172	
158 1-Methylnaphthalene	142	14.162	14.150	0.012	95	10299		0.4535	
126 1,3-Diethylbenzene TIC	1		0.000					ND	
123 1,4-Dichlorobutane	1		0.000					ND	
122 Chlorodifluoromethane TIC	1		0.000					ND	
125 Isobutylene TIC	1		0.000					ND	
124 Hexachloroethane TIC	1		0.000					ND	
128 Butyl Methacrylate TIC	1		0.000					ND	
S 132 1,2-Dichloroethene, Total	96		1.140					ND	
S 133 1,3-Dichloropropene, Total	75		6.760					ND	
S 134 Xylenes, Total	106		16.530					ND	
S 135 Trihalomethanes, Total	1		0.000					ND	
S 157 Total BTEX	1				0			0.1227	

QC Flag Legend

Processing Flags

NC - Not Calibrated

Review Flags

U - Marked Undetected

Reagents:

VM250SS_00056	Amount Added:	1.00	Units: uL	Run Reagent
vm40ml_vials_00014	Amount Added:	0.00	Units:	Run Reagent
vmDist_H2o_00160	Amount Added:	0.00	Units:	Run Reagent
VM568718_00017	Amount Added:	1.00	Units: uL	Run Reagent

Report Date: 27-Dec-2019 09:52:12 Chrom Revision: 2.3 15-Dec-2019 06:20:02

Eurofins TestAmerica, Canton

Data File: \\chromna\Canton\ChromData\A3UX14\20191226-94563.b\1423271.D

Injection Date:	26-Dec-2019 17:06:30	Instrument ID:	A3UX14	Operator ID:	002808
Lims ID:	MB			Worklist Smp#:	8
Client ID:					
Purge Vol:	5.000 mL	Dil. Factor:	1.0000	ALS Bottle#:	8
Method:	8260_14	Limit Group:	MSV 8260B ICAL		

Column: DB-624 (0.18 mm)

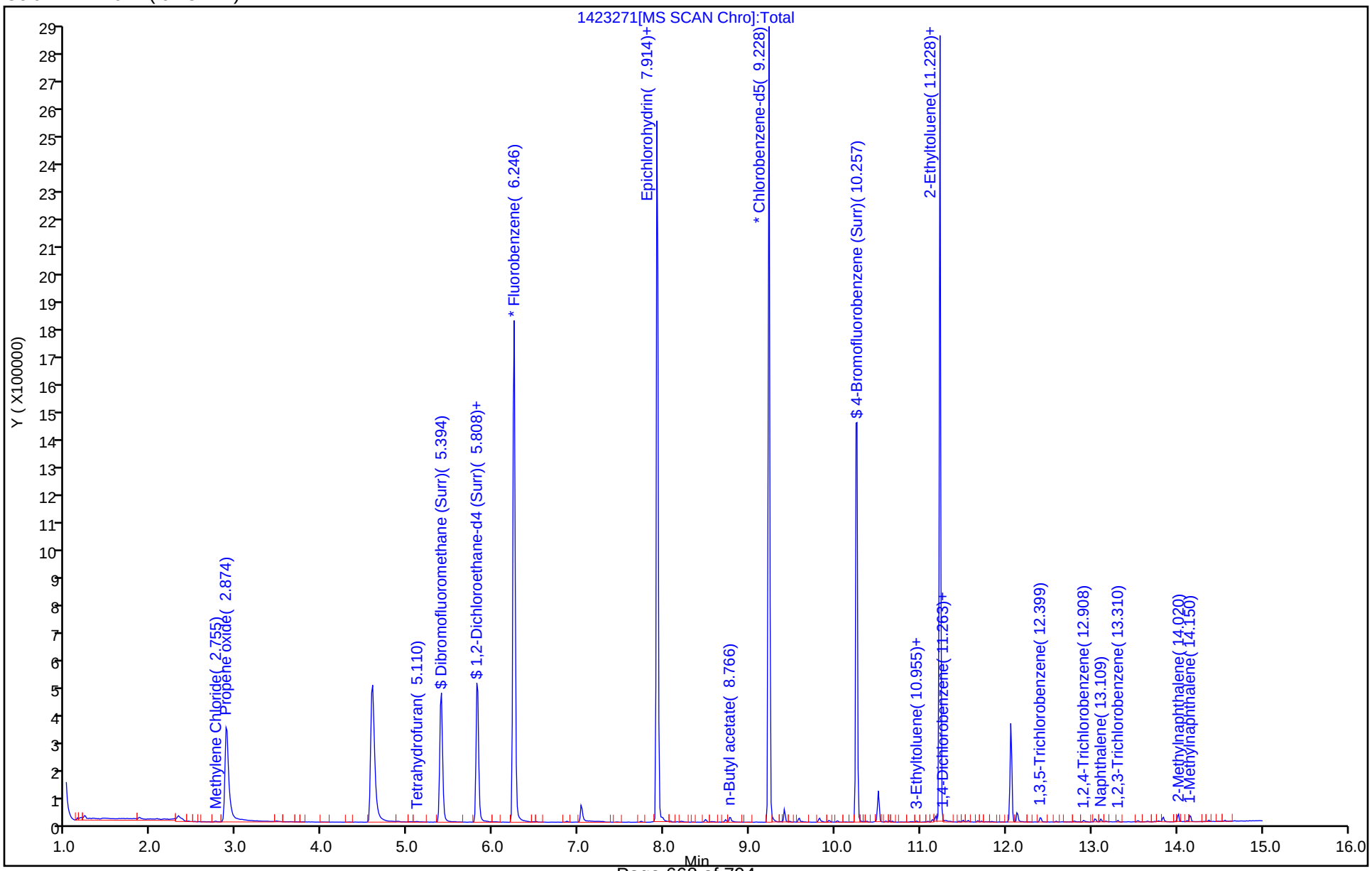

Eurofins TestAmerica, Canton
Recovery Report

Data File: \\chromna\Canton\ChromData\A3UX14\20191226-94563.b\1423271.D
Lims ID: MB
Client ID:
Sample Type: MB
Inject. Date: 26-Dec-2019 17:06:30 ALS Bottle#: 8 Worklist Smp#: 8
Purge Vol: 5.000 mL Dil. Factor: 1.0000
Sample Info: mb
Misc. Info.: 240-0094563-008
Operator ID: 002808 Instrument ID: A3UX14

Method: \\chromna\Canton\ChromData\A3UX14\20191226-94563.b\8260_14.m
Limit Group: MSV 8260B ICAL
Last Update: 27-Dec-2019 09:51:57 Calib Date: 07-Nov-2019 19:26:30
Integrator: RTE ID Type: Deconvolution ID
Quant Method: Internal Standard Quant By: Initial Calibration
Last ICal File: \\chromna\Canton\ChromData\A3UX14\20191107-92918.b\1422636.D

Column 1 : DB-624 (0.18 mm) Det: MS SCAN
Process Host: CTX0325

First Level Reviewer: macenczaks Date: 26-Dec-2019 17:45:54

Compound	Amount Added	Amount Recovered	% Rec.
$ 4 Dibromofluoromethane (Surr)	50.0	39.2	78.47
$ 5 1,2-Dichloroethane-d4 (Surr)	50.0	34.6	69.10
$ 6 Toluene-d8 (Surr)	50.0	40.2	80.35
$ 7 4-Bromofluorobenzene (Surr)	50.0	40.4	80.76

User Disabled Compound Report

Eurofins TestAmerica, Canton

Data File: \\chromna\Canton\ChromData\A3UX14\20191226-94563.b\1423271.D
Injection Date: 26-Dec-2019 17:06:30 Instrument ID: A3UX14
Lims ID: MB
Client ID:
Operator ID: 002808 ALS Bottle#: 8 Worklist Smp#: 8
Purge Vol: 5.000 mL Dil. Factor: 1.0000
Method: 8260_14 Limit Group: MSV 8260B ICAL
Column: DB-624 (0.18 mm) Detector MS SCAN

80 2-Hexanone, CAS: 591-78-6

Processing Results

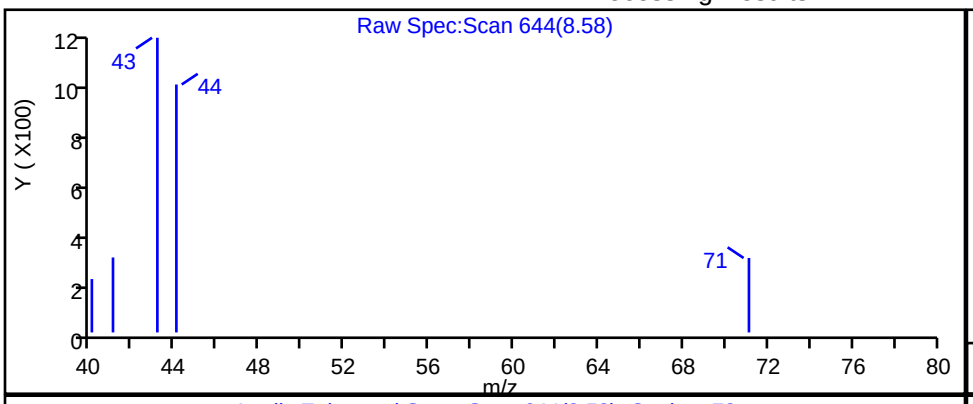

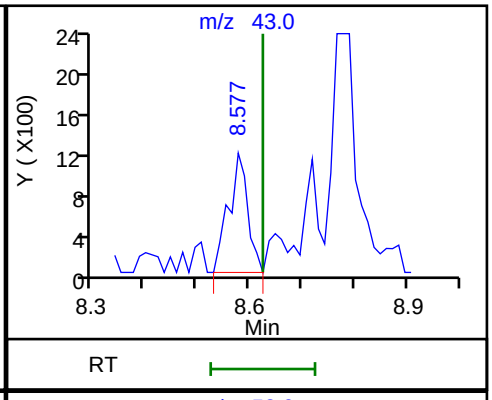

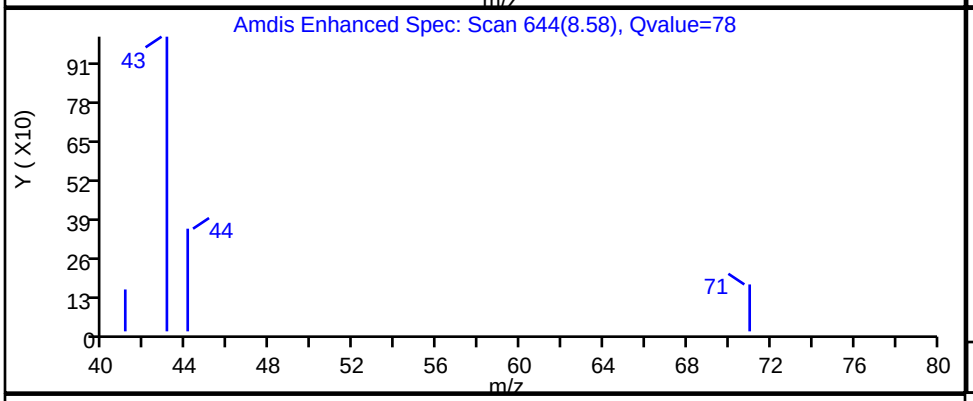

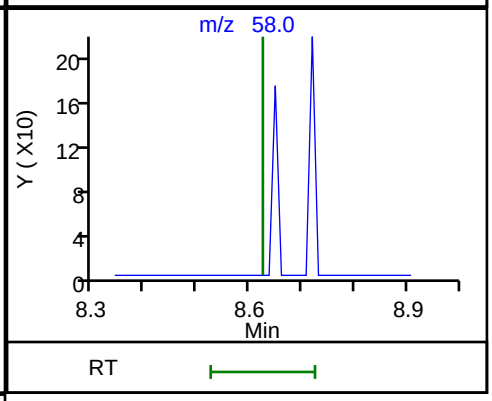

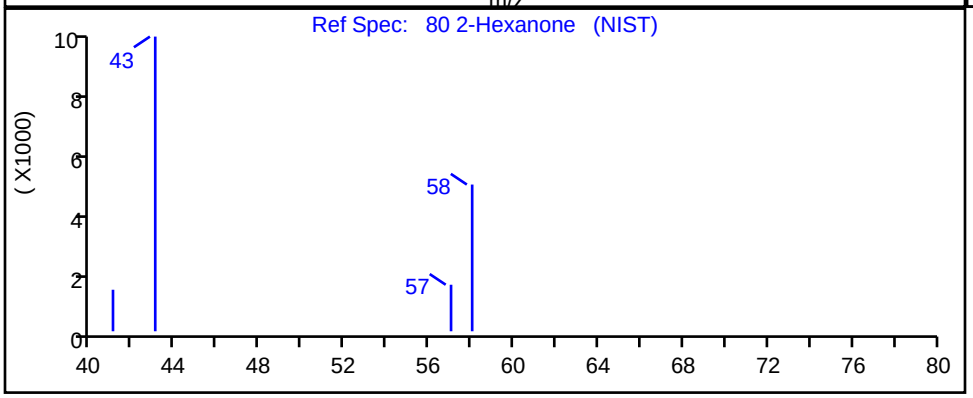

RT	Mass	Response	Amount
8.58	43.00	2945	0.323388
8.62	58.00	0	

Reviewer: macenczaks, 26-Dec-2019 17:45:12
Audit Action: Marked Compound Undetected Audit Reason: Invalid Compound ID

User Disabled Compound Report

Eurofins TestAmerica, Canton

Data File:	\\chromna\Canton\ChromData\A3UX14\20191226-94563.b\1423271.D				
Injection Date:	26-Dec-2019 17:06:30	Instrument ID:	A3UX14		
Lims ID:	MB				
Client ID:					
Operator ID:	002808	ALS Bottle#:	8	Worklist Smp#:	8
Purge Vol:	5.000 mL	Dil. Factor:	1.0000		
Method:	8260_14	Limit Group:	MSV 8260B ICAL		
Column:	DB-624 (0.18 mm)	Detector	MS SCAN		

83 Ethylene Dibromide, CAS: 106-93-4

Processing Results

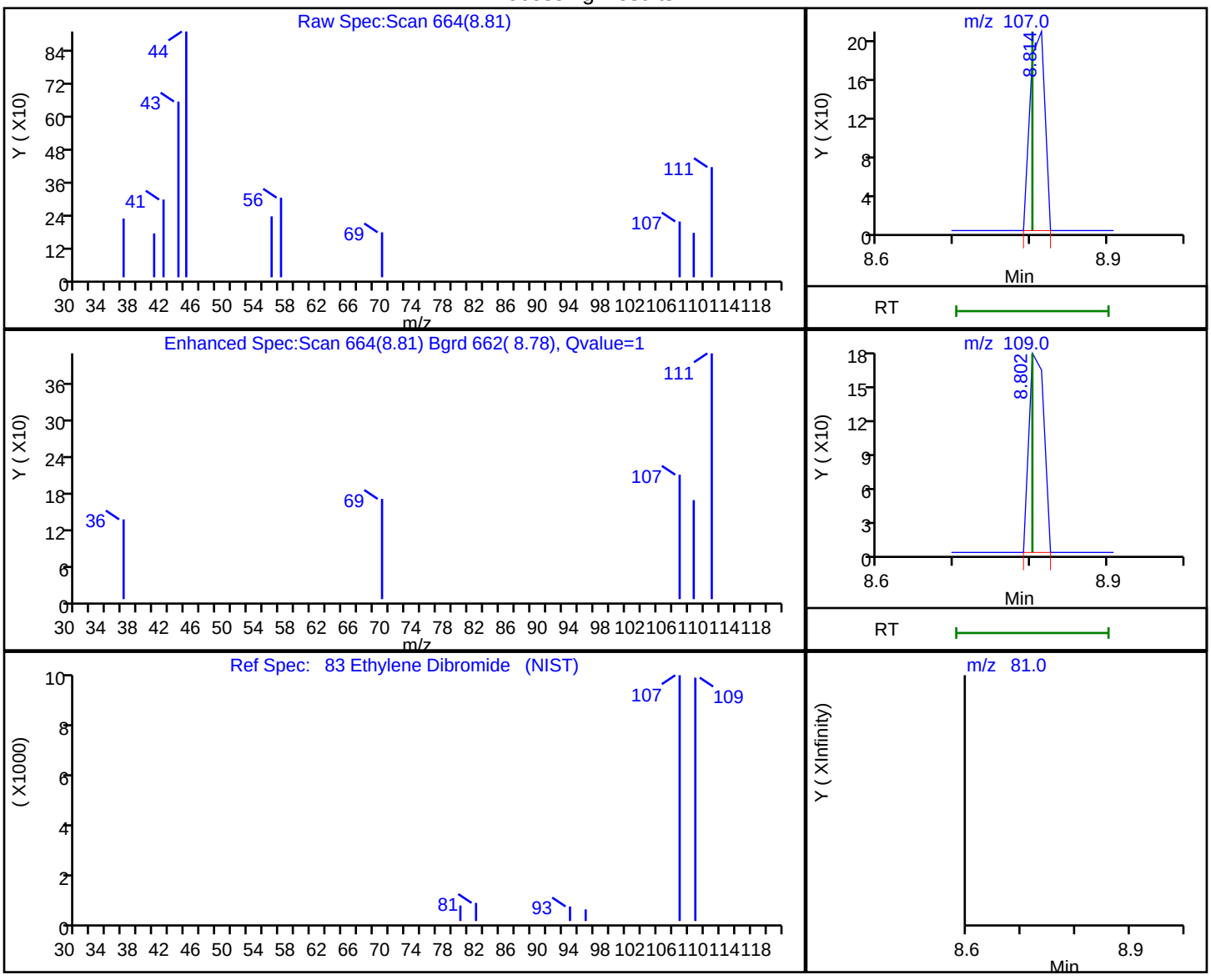

RT	Mass	Response	Amount
8.81	107.00	275	0.034968
8.80	109.00	244	
8.80	81.00	0	

Reviewer: macenczaks, 26-Dec-2019 17:45:15

Audit Action: Marked Compound Undetected Audit Reason: Invalid Compound ID

User Disabled Compound Report

Eurofins TestAmerica, Canton

Data File: \\chromna\Canton\ChromData\A3UX14\20191226-94563.b\1423271.D
Injection Date: 26-Dec-2019 17:06:30 Instrument ID: A3UX14
Lims ID: MB
Client ID:
Operator ID: 002808 ALS Bottle#: 8 Worklist Smp#: 8
Purge Vol: 5.000 mL Dil. Factor: 1.0000
Method: 8260_14 Limit Group: MSV 8260B ICAL
Column: DB-624 (0.18 mm) Detector MS SCAN

99 2-Chlorotoluene, CAS: 95-49-8

Processing Results

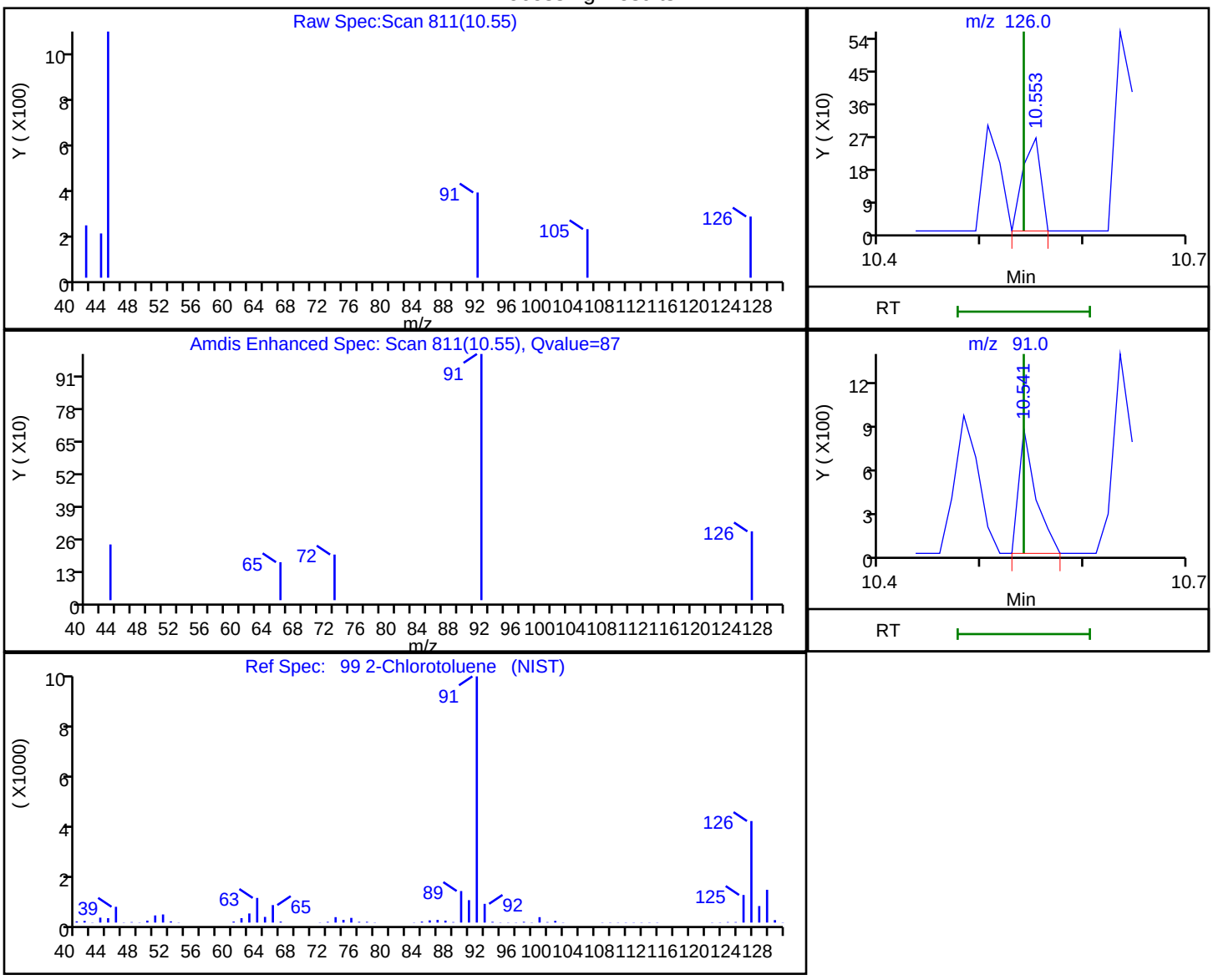

RT	Mass	Response	Amount
10.55	126.00	312	0.036343
10.54	91.00	960	

Reviewer: macenczaks, 26-Dec-2019 17:45:25
Audit Action: Marked Compound Undetected Audit Reason: Invalid Compound ID

User Disabled Compound Report

Eurofins TestAmerica, Canton

Data File: \\chromna\Canton\ChromData\A3UX14\20191226-94563.b\1423271.D
Injection Date: 26-Dec-2019 17:06:30 Instrument ID: A3UX14
Lims ID: MB
Client ID:
Operator ID: 002808 ALS Bottle#: 8 Worklist Smp#: 8
Purge Vol: 5.000 mL Dil. Factor: 1.0000
Method: 8260_14 Limit Group: MSV 8260B ICAL
Column: DB-624 (0.18 mm) Detector MS SCAN

109 4-Isopropyltoluene, CAS: 99-87-6

Processing Results

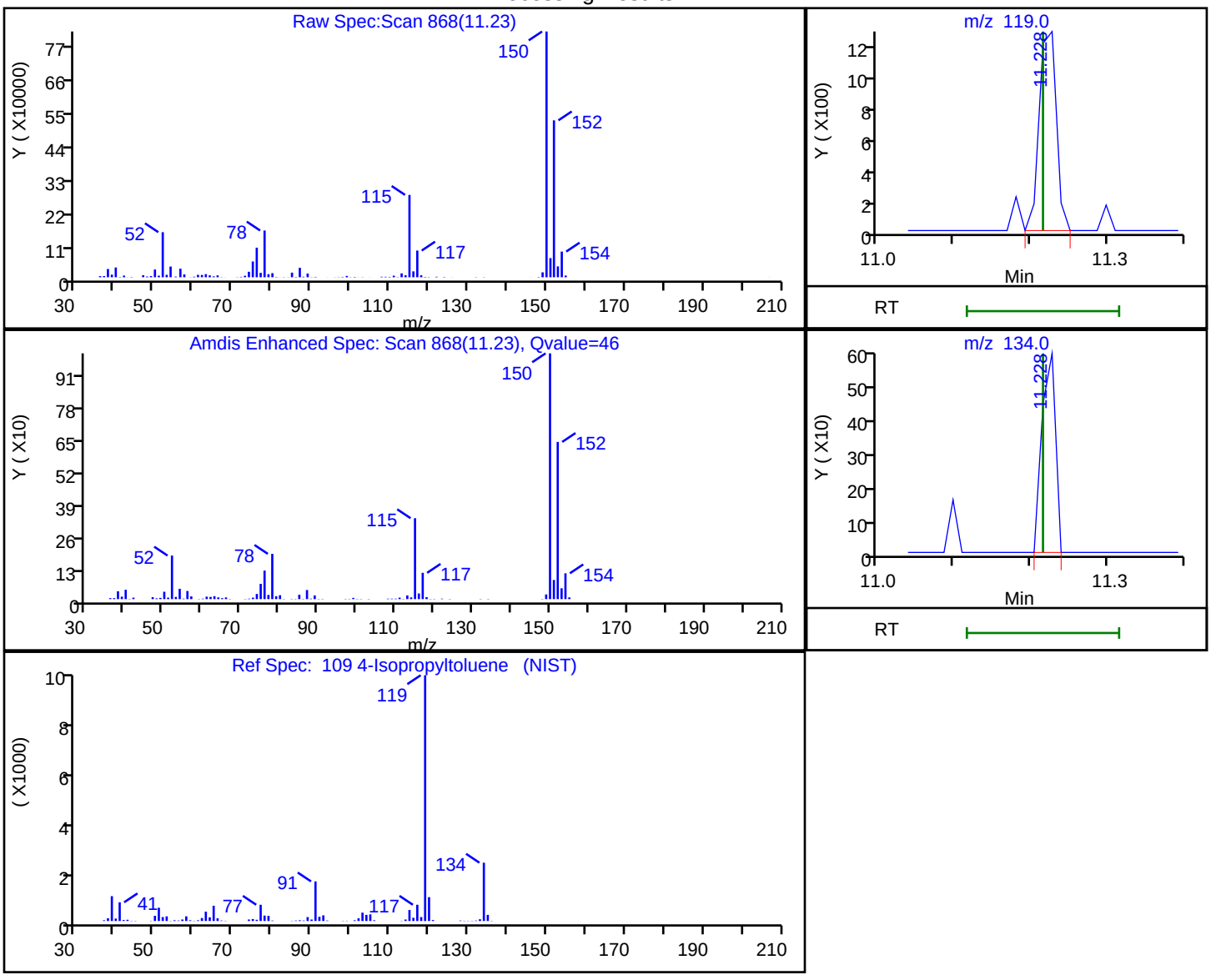

RT	Mass	Response	Amount
11.23	119.00	1953	0.064998
11.23	134.00	743	

Reviewer: macenczaks, 26-Dec-2019 17:45:33
Audit Action: Marked Compound Undetected Audit Reason: Invalid Compound ID

User Disabled Compound Report

Eurofins TestAmerica, Canton

Data File: \\chromna\Canton\ChromData\A3UX14\20191226-94563.b\1423271.D
Injection Date: 26-Dec-2019 17:06:30 Instrument ID: A3UX14
Lims ID: MB
Client ID:
Operator ID: 002808 ALS Bottle#: 8 Worklist Smp#: 8
Purge Vol: 5.000 mL Dil. Factor: 1.0000
Method: 8260_14 Limit Group: MSV 8260B ICAL
Column: DB-624 (0.18 mm) Detector MS SCAN

103 tert-Butylbenzene, CAS: 98-06-6

Processing Results

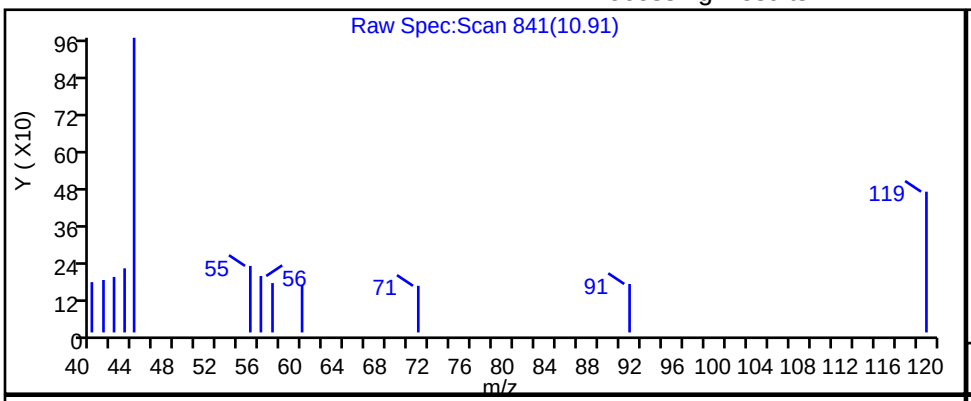

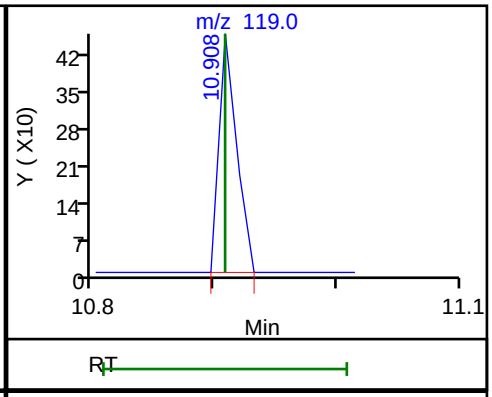

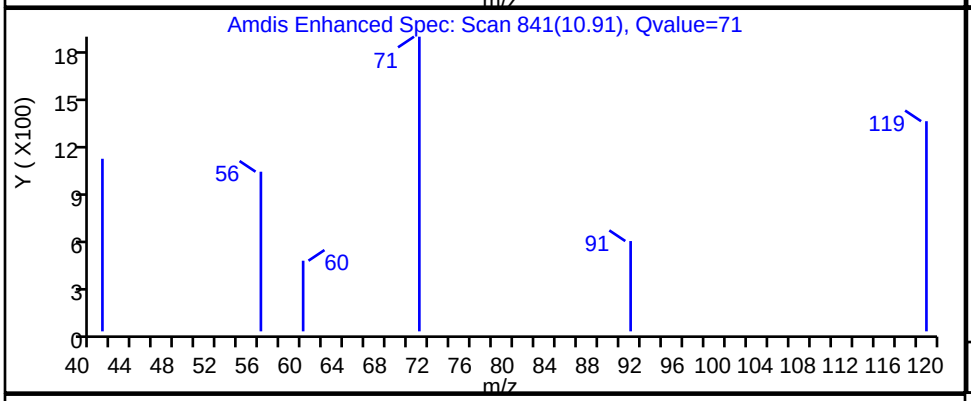

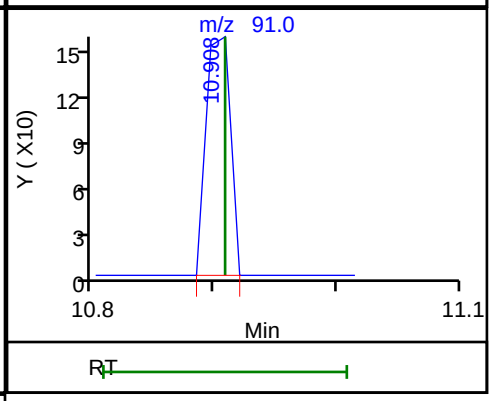

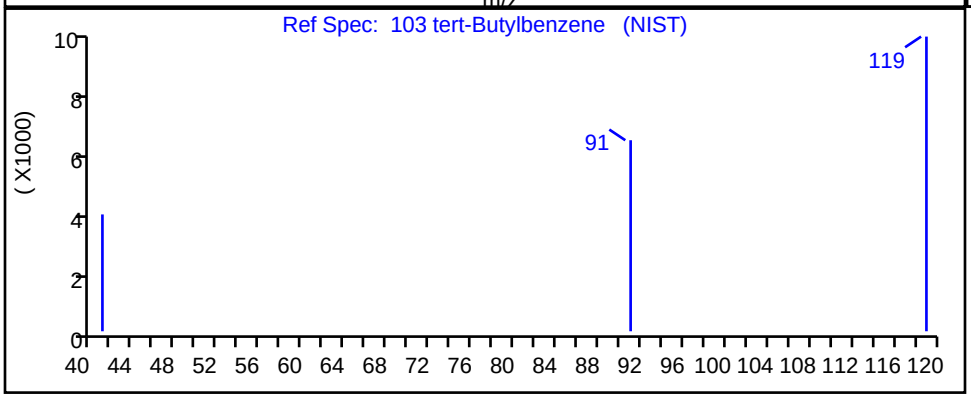

RT	Mass	Response	Amount
10.91	119.00	458	0.019937
10.91	91.00	220	

Reviewer: macenczaks, 26-Dec-2019 17:45:29
Audit Action: Marked Compound Undetected Audit Reason: Invalid Compound ID

FORM I
GC/MS VOA ORGANICS ANALYSIS DATA SHEET

Lab Name: Eurofins TestAmerica, Canton Job No.: 240-123986-1

SDG No.:

Client Sample ID: Lab Sample ID: MB 240-417546/7

Matrix: Solid Lab File ID: UX88059.D

Analysis Method: 8260B Date Collected:

Sample wt/vol: 5(g) Date Analyzed: 12/28/2019 07:52

Soil Aliquot Vol: Dilution Factor: 1

Soil Extract Vol.: GC Column: DB-624 ID: 0.18(mm)

% Moisture: Level: (low/med) Low

Analysis Batch No.: 417546 Units: ug/Kg

CAS NO.	COMPOUND NAME	RESULT	Q	RL	MDL
630-20-6	1,1,1,2-Tetrachloroethane	3.0	U	5.0	3.0
563-58-6	1,1-Dichloropropene	0.99	U	5.0	0.99
75-34-3	1,1-Dichloroethane	0.69	U	5.0	0.69
87-61-6	1,2,3-Trichlorobenzene	0.57	U	5.0	0.57
96-18-4	1,2,3-Trichloropropane	1.6	U	5.0	1.6
107-06-2	1,2-Dichloroethane	0.77	U	5.0	0.77
75-35-4	1,1-Dichloroethene	0.90	U	5.0	0.90
526-73-8	1,2,3-Trimethylbenzene	1.8	U	5.0	1.8
78-87-5	1,2-Dichloropropane	0.85	U	5.0	0.85
95-63-6	1,2,4-Trimethylbenzene	1.0	U	5.0	1.0
591-78-6	2-Hexanone	4.1	U	20	4.1
79-34-5	1,1,2,2-Tetrachloroethane	1.4	U	5.0	1.4
67-64-1	Acetone	21	U	25	21
71-43-2	Benzene	0.70	U	5.0	0.70
75-25-2	Bromoform	2.4	U	5.0	2.4
74-83-9	Bromomethane	0.99	U	5.0	0.99
75-15-0	Carbon disulfide	1.2	U	5.0	1.2
56-23-5	Carbon tetrachloride	3.3	U	5.0	3.3
71-55-6	1,1,1-Trichloroethane	0.82	U	5.0	0.82
108-90-7	Chlorobenzene	0.92	U	5.0	0.92
142-28-9	1,3-Dichloropropane	0.99	U	5.0	0.99
75-00-3	Chloroethane	1.2	U	5.0	1.2
96-12-8	1,2-Dibromo-3-Chloropropane	3.6	U	10	3.6
67-66-3	Chloroform	0.79	U	5.0	0.79
74-87-3	Chloromethane	1.0	U	5.0	1.0
156-59-2	cis-1,2-Dichloroethene	0.65	U	5.0	0.65
10061-01-5	cis-1,3-Dichloropropene	1.4	U	5.0	1.4
75-27-4	Bromodichloromethane	0.68	U	5.0	0.68
76-13-1	1,1,2-Trichlorotrifluoroethane	1.3	U	5.0	1.3
75-71-8	Dichlorodifluoromethane	0.94	U	5.0	0.94
120-82-1	1,2,4-Trichlorobenzene	0.621	J	5.0	0.57
100-41-4	Ethylbenzene	1.0	U	5.0	1.0
106-93-4	1,2-Dibromoethane	0.77	U	5.0	0.77
594-20-7	2,2-Dichloropropane	1.2	U	5.0	1.2
95-50-1	1,2-Dichlorobenzene	1.1	U	5.0	1.1
541-73-1	1,3-Dichlorobenzene	0.82	U	5.0	0.82

FORM I
GC/MS VOA ORGANICS ANALYSIS DATA SHEET

Lab Name: Eurofins TestAmerica, Canton Job No.: 240-123986-1

SDG No.:

Client Sample ID: Lab Sample ID: MB 240-417546/7

Matrix: Solid Lab File ID: UX88059.D

Analysis Method: 8260B Date Collected:

Sample wt/vol: 5(g) Date Analyzed: 12/28/2019 07:52

Soil Aliquot Vol: Dilution Factor: 1

Soil Extract Vol.: GC Column: DB-624 ID: 0.18(mm)

% Moisture: Level: (low/med) Low

Analysis Batch No.: 417546 Units: ug/Kg

CAS NO.	COMPOUND NAME	RESULT	Q	RL	MDL
106-46-7	1,4-Dichlorobenzene	0.88	U	5.0	0.88
110-75-8	2-Chloroethyl vinyl ether	8.9	U	50	8.9
98-82-8	Isopropylbenzene	0.83	U	5.0	0.83
95-49-8	2-Chlorotoluene	0.95	U	5.0	0.95
78-93-3	2-Butanone (MEK)	3.6	U	20	3.6
108-10-1	4-Methyl-2-pentanone (MIBK)	3.7	U	20	3.7
108-86-1	Bromobenzene	1.2	U	5.0	1.2
1634-04-4	Methyl tert-butyl ether	0.82	U	5.0	0.82
74-97-5	Bromochloromethane	0.59	U	5.0	0.59
75-09-2	Methylene Chloride	12	U	25	12
106-43-4	4-Chlorotoluene	0.86	U	5.0	0.86
100-42-5	Styrene	1.2	U	5.0	1.2
99-87-6	4-Isopropyltoluene	2.9	U	5.0	2.9
127-18-4	Tetrachloroethene	0.73	U	5.0	0.73
87-68-3	Hexachlorobutadiene	3.7	U	5.0	3.7
108-88-3	Toluene	0.77	U	5.0	0.77
74-95-3	Dibromomethane	0.67	U	5.0	0.67
108-20-3	Diisopropyl ether	0.76	U	10	0.76
156-60-5	trans-1,2-Dichloroethene	0.47	U	5.0	0.47
91-20-3	Naphthalene	2.7	U	5.0	2.7
10061-02-6	trans-1,3-Dichloropropene	1.0	U	5.0	1.0
104-51-8	n-Butylbenzene	3.5	U	5.0	3.5
79-01-6	Trichloroethene	0.63	U	5.0	0.63
103-65-1	N-Propylbenzene	0.73	U	5.0	0.73
75-69-4	Trichlorofluoromethane	1.1	U	5.0	1.1
135-98-8	sec-Butylbenzene	0.86	U	5.0	0.86
994-05-8	Tert-amyl methyl ether	2.2	U	5.0	2.2
637-92-3	Ethyl tert-butyl ether	2.3	U	5.0	2.3
75-01-4	Vinyl chloride	0.84	U	5.0	0.84
98-06-6	tert-Butylbenzene	0.91	U	5.0	0.91
108-05-4	Vinyl acetate	2.1	U	10	2.1
1330-20-7	Xylenes, Total	1.6	U	10	1.6
124-48-1	Chlorodibromomethane	2.8	U	5.0	2.8
75-65-0	tert-Butyl alcohol	17	U	200	17

FORM I
GC/MS VOA ORGANICS ANALYSIS DATA SHEET

Lab Name: Eurofins TestAmerica, Canton Job No.: 240-123986-1

SDG No.:

Client Sample ID: Lab Sample ID: MB 240-417546/7

Matrix: Solid Lab File ID: UX88059.D

Analysis Method: 8260B Date Collected:

Sample wt/vol: 5(g) Date Analyzed: 12/28/2019 07:52

Soil Aliquot Vol: Dilution Factor: 1

Soil Extract Vol.: GC Column: DB-624 ID: 0.18(mm)

% Moisture: Level: (low/med) Low

Analysis Batch No.: 417546 Units: ug/Kg

CAS NO.	SURROGATE	%REC	Q	LIMITS
17060-07-0	1,2-Dichloroethane-d4 (Surr)	84		59-120
460-00-4	4-Bromofluorobenzene (Surr)	100		51-127
2037-26-5	Toluene-d8 (Surr)	89		64-124
1868-53-7	Dibromofluoromethane (Surr)	78		56-122

Eurofins TestAmerica, Canton
Target Compound Quantitation Report

Data File: \\chromna\Canton\ChromData\A3UX8\20191228-94619.b\UX88059.D
Lims ID: MB
Client ID:
Sample Type: MB
Inject. Date: 28-Dec-2019 07:52:30 ALS Bottle#: 5 Worklist Smp#: 7
Purge Vol: 5.000 mL Dil. Factor: 1.0000
Sample Info: 240-0094619-007
Operator ID: 402279 Instrument ID: A3UX8

Method: \\chromna\Canton\ChromData\A3UX8\20191228-94619.b\8260_8.m
Limit Group: MSV 8260B ICAL
Last Update: 30-Dec-2019 06:52:47 Calib Date: 04-Nov-2019 05:00:30
Integrator: RTE ID Type: Deconvolution ID
Quant Method: Internal Standard Quant By: Initial Calibration
Last ICal File: \\chromna\Canton\ChromData\A3UX8\20191104-92755.b\UX87328.D

Column 1 : DB-624 (0.18 mm) Det: MS SCAN
Process Host: CTX0320

First Level Reviewer: latat Date: 28-Dec-2019 09:06:28

Compound	Sig	RT (min.)	Exp RT (min.)	Dlt RT (min.)	Q	Response	Cal Amt ug/l	OnCol Amt ug/l	Flags
* 1 Fluorobenzene	96	5.086	5.077	0.009	100	718056	50.0	50.0	
* 2 Chlorobenzene-d5	117	7.595	7.597	-0.002	97	472772	50.0	50.0	
* 3 1,4-Dichlorobenzene-d4	152	9.784	9.786	-0.002	98	246524	50.0	50.0	
$ 4 Dibromofluoromethane (Surr	113	4.554	4.556	-0.002	94	133791	50.0	38.8	
$ 5 1,2-Dichloroethane-d4 (Sur	65	4.814	4.817	-0.003	93	149075	50.0	42.0	
$ 6 Toluene-d8 (Surr)	98	6.340	6.343	-0.003	94	632553	50.0	44.4	
$ 7 4-Bromofluorobenzene (Surr	95	8.671	8.674	-0.003	87	224790	50.0	50.0	
9 Dichlorodifluoromethane	85		1.551					ND	
10 Chloromethane	50		1.728					ND	
11 Vinyl chloride	62		1.835					ND	
12 Butadiene	54		1.870					ND	
13 Bromomethane	94		2.142					ND	
14 Chloroethane	64		2.225					ND	
15 Dichlorofluoromethane	67		2.403					ND	
16 Trichlorofluoromethane	101		2.450					ND	
17 Ethyl ether	59		2.687					ND	
18 Acrolein	56		2.781					ND	
19 1,1-Dichloroethene	96		2.876					ND	
20 1,1,2-Trichloro-1,2,2-trif	151		2.888					ND	
21 Acetone	43	2.909	2.912	-0.003	93	4002		0.3702	
22 Methylal	45		2.980					ND	
23 Iodomethane	142		2.994					ND	
24 Carbon disulfide	76		3.054					ND	
25 Acetonitrile	41		3.124					ND	
26 3-Chloro-1-propene	76		3.160					ND	
27 Methyl acetate	43		3.172					ND	
28 Methylene Chloride	84		3.243					ND	
29 2-Methyl-2-propanol	59		3.338					ND	
30 Acrylonitrile	53		3.420					ND	
31 trans-1,2-Dichloroethene	96		3.456					ND	
32 Methyl tert-butyl ether	73		3.468					ND	
33 Hexane	86		3.669					ND	

Compound	Sig	RT (min.)	Exp RT (min.)	Dlt RT (min.)	Q	Response	Cal Amt ug/l	OnCol Amt ug/l	Flags
34 1,1-Dichloroethane	63		3.775					ND	
35 Vinyl acetate	43		3.799					ND	
36 Isopropyl ether	87		3.822					ND	
37 2-Chloro-1,3-butadiene	53		3.845					ND	
38 Tert-butyl ethyl ether	59		4.094					ND	
39 cis-1,2-Dichloroethene	96		4.201					ND	
40 2-Butanone (MEK)	43		4.213					ND	
41 2,2-Dichloropropane	77		4.213					ND	
43 Propionitrile	54		4.248					ND	
42 Ethyl acetate	43		4.248					ND	
44 Methacrylonitrile	41		4.366					ND	
45 Chlorobromomethane	128		4.391					ND	
46 Tetrahydrofuran	42		4.438					ND	
47 Chloroform	83		4.438					ND	
48 1,1,1-Trichloroethane	97		4.592					ND	
49 Cyclohexane	56		4.651					ND	
50 1,1-Dichloropropene	75		4.722					ND	
51 Carbon tetrachloride	117		4.734					ND	
52 Isobutyl alcohol	41		4.757					ND	
53 1,2-Dichloroethane	62		4.876					ND	
54 Benzene	78		4.876					ND	
55 Tert-amyl methyl ether	73		4.946					ND	
56 n-Heptane	100		5.065					ND	
57 n-Butanol	56		5.265					ND	
58 Trichloroethene	130		5.373					ND	
59 Ethyl acrylate	55		5.419					ND	
60 Methylcyclohexane	83		5.538					ND	
61 1,2-Dichloropropane	63		5.538					ND	
62 Methyl methacrylate	41		5.608					ND	
63 Dibromomethane	93		5.633					ND	
64 1,4-Dioxane	88		5.645					ND	
65 Dichlorobromomethane	83		5.751					ND	
66 2-Nitropropane	41		5.916					ND	
67 2-Chloroethyl vinyl ether	63		5.976					ND	
68 cis-1,3-Dichloropropene	75		6.106					ND	
69 4-Methyl-2-pentanone (MIBK	43		6.225					ND	
70 Toluene	91		6.402					ND	
71 trans-1,3-Dichloropropene	75		6.556					ND	
72 Ethyl methacrylate	69		6.627					ND	
73 1,1,2-Trichloroethane	97		6.722					ND	
75 Tetrachloroethene	164		6.876					ND	
74 1,3-Dichloropropane	76		6.876					ND	
76 2-Hexanone	43		6.923					ND	
77 n-Butyl acetate	43		7.028					ND	
78 Chlorodibromomethane	129		7.077					ND	
79 Tetrahydrothiophene	60		7.168					ND	
80 Ethylene Dibromide	107		7.183					ND	
81 1-Chlorohexane	91		7.585					ND	
82 Chlorobenzene	112		7.621					ND	
83 1,1,1,2-Tetrachloroethane	131		7.692					ND	
84 Ethylbenzene	106		7.716					ND	
85 m-Xylene & p-Xylene	106		7.822					ND	

Compound	Sig	RT (min.)	Exp RT (min.)	Dlt RT (min.)	Q	Response	Cal Amt ug/l	OnCol Amt ug/l	Flags
86 o-Xylene	106		8.189					ND	
87 Styrene	104		8.189					ND	
88 Bromoform	173		8.366					ND	
89 Isopropylbenzene	105		8.532					ND	
91 Cyclohexanone	55		8.614					ND	
90 1,4-Dichlorobutane	90		8.697					ND	
92 1,1,2,2-Tetrachloroethane	83		8.781					ND	
93 Bromobenzene	156		8.828					ND	
95 trans-1,4-Dichloro-2-buten	53		8.840					ND	
94 1,2,3-Trichloropropane	110		8.840					ND	
96 N-Propylbenzene	120		8.911					ND	
97 2-Chlorotoluene	126		9.005					ND	
98 1,3,5-Trimethylbenzene	105		9.076					ND	
99 4-Chlorotoluene	126		9.100					ND	
100 tert-Butylbenzene	119		9.396					ND	
101 Pentachloroethane	167		9.419					ND	
102 1,2,4-Trimethylbenzene	105	9.441	9.443	-0.002	1	2155		0.1347	
103 sec-Butylbenzene	105		9.609					ND	
104 1,3-Dichlorobenzene	146	9.725	9.727	-0.002	82	1602		0.1760	
105 4-Isopropyltoluene	119		9.751					ND	
106 1,4-Dichlorobenzene	146		9.810					ND	
107 1,2,3-Trimethylbenzene	105		9.856					ND	
108 Benzyl chloride	126		9.927					ND	
109 n-Butylbenzene	91	10.151	10.153	-0.002	93	2739		0.1697	
110 1,2-Dichlorobenzene	146		10.177					ND	
111 1,2-Dibromo-3-Chloropropan	157		10.934					ND	
112 1,3,5-Trichlorobenzene	180		11.146					ND	
113 1,2,4-Trichlorobenzene	180	11.760	11.762	-0.002	77	3060		0.6209	
114 Hexachlorobutadiene	225		11.940					ND	
115 Naphthalene	128	12.008	12.011	-0.003	93	7421		0.7831	
116 1,2,3-Trichlorobenzene	180		12.259					ND	
117 2-Methylnaphthalene	142		13.300					ND	
124 Propene oxide	1		0.000					ND	
120 3-Ethyltoluene	1		0.000					ND	
119 Epichlorohydrin	1		0.000					ND	
125 Isobutylene TIC	1		0.000					ND	
121 Ethylene oxide	1		0.000					ND	
123 1,3-Diethylbenzene TIC	1		0.000					ND	
118 2-Ethyltoluene	1		0.000					ND	
S 126 1,2-Dichloroethene, Total	96		1.140					ND	
S 127 1,3-Dichloropropene, Total	75		6.760					ND	
S 128 Xylenes, Total	106		16.530					ND	
S 129 Trihalomethanes, Total	1		0.000					ND	
S 157 Total BTEX	1		0.000					ND	

Reagents:

vm40ml_vials_00014	Amount Added:	0.00	Units:	Run Reagent
VMUX8SS_00032	Amount Added:	1.15	Units: uL	Run Reagent
vmDist_H2o_00161	Amount Added:	0.00	Units:	Run Reagent
VM568718_00017	Amount Added:	1.00	Units: uL	Run Reagent

Report Date: 30-Dec-2019 06:53:01 Chrom Revision: 2.3 15-Dec-2019 06:20:02

Eurofins TestAmerica, Canton

Data File: \\chromna\Canton\ChromData\A3UX8\20191228-94619.b\UX88059.D

Injection Date:	28-Dec-2019 07:52:30	Instrument ID:	A3UX8	Operator ID:	402279
Lims ID:	MB			Worklist Smp#:	7
Client ID:					
Purge Vol:	5.000 mL	Dil. Factor:	1.0000	ALS Bottle#:	5
Method:	8260_8	Limit Group:	MSV 8260B ICAL		

Column: DB-624 (0.18 mm)

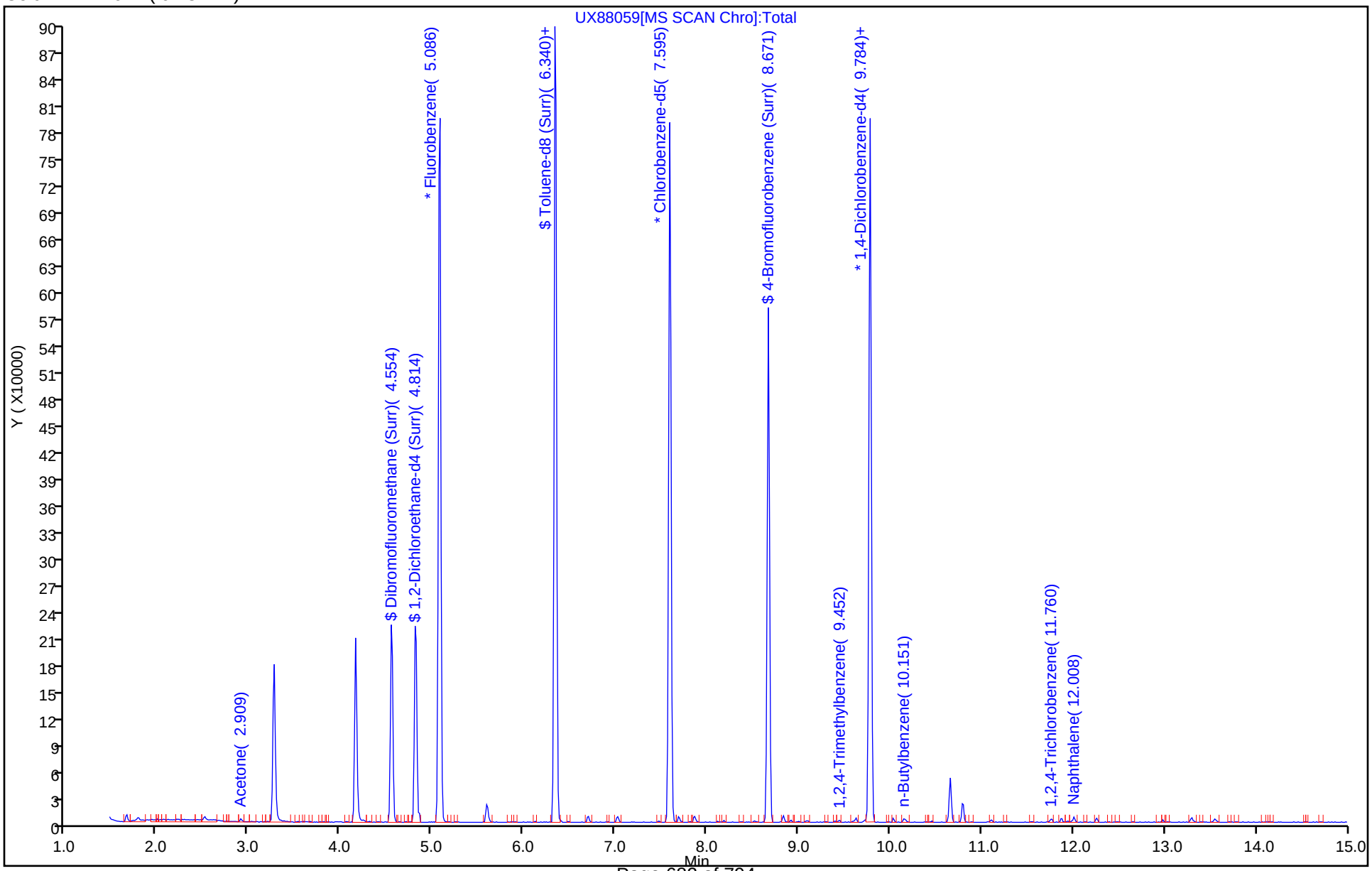

Eurofins TestAmerica, Canton
Recovery Report

Data File: \\chromna\Canton\ChromData\A3UX8\20191228-94619.b\UX88059.D
Lims ID: MB
Client ID:
Sample Type: MB
Inject. Date: 28-Dec-2019 07:52:30 ALS Bottle#: 5 Worklist Smp#: 7
Purge Vol: 5.000 mL Dil. Factor: 1.0000
Sample Info: 240-0094619-007
Operator ID: 402279 Instrument ID: A3UX8

Method: \\chromna\Canton\ChromData\A3UX8\20191228-94619.b\8260_8.m
Limit Group: MSV 8260B ICAL
Last Update: 30-Dec-2019 06:52:47 Calib Date: 04-Nov-2019 05:00:30
Integrator: RTE ID Type: Deconvolution ID
Quant Method: Internal Standard Quant By: Initial Calibration
Last ICal File: \\chromna\Canton\ChromData\A3UX8\20191104-92755.b\UX87328.D

Column 1 : DB-624 (0.18 mm) Det: MS SCAN
Process Host: CTX0320

First Level Reviewer: latat Date: 28-Dec-2019 09:06:28

Compound	Amount Added	Amount Recovered	% Rec.
$ 4 Dibromofluoromethane (Surr)	50.0	38.8	77.61
$ 5 1,2-Dichloroethane-d4 (Surr)	50.0	42.0	84.00
$ 6 Toluene-d8 (Surr)	50.0	44.4	88.80
$ 7 4-Bromofluorobenzene (Surr)	50.0	50.0	99.91

Report Date: 30-Dec-2019 06:53:01 Chrom Revision: 2.3 15-Dec-2019 06:20:02

Eurofins TestAmerica, Canton

Data File: \\chromna\Canton\ChromData\A3UX8\20191228-94619.b\UX88059.D

Injection Date: 28-Dec-2019 07:52:30 Instrument ID: A3UX8

Lims ID: MB

Client ID:

Operator ID: 402279 ALS Bottle#: 5 Worklist Smp#: 7

Purge Vol: 5.000 mL Dil. Factor: 1.0000

Method: 8260_8 Limit Group: MSV 8260B ICAL

Column: DB-624 (0.18 mm) Detector MS SCAN

113 1,2,4-Trichlorobenzene, CAS: 120-82-1

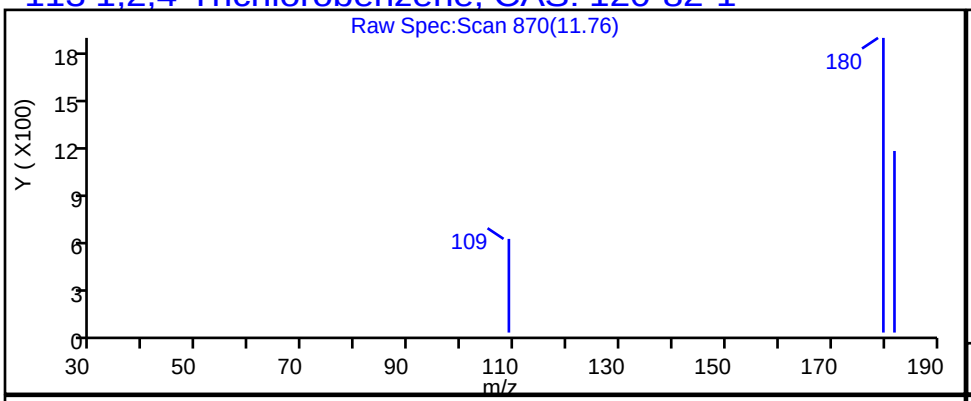

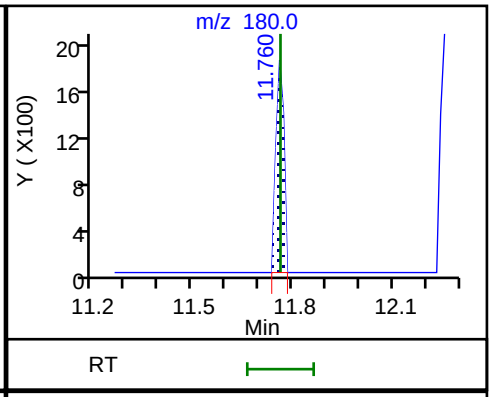

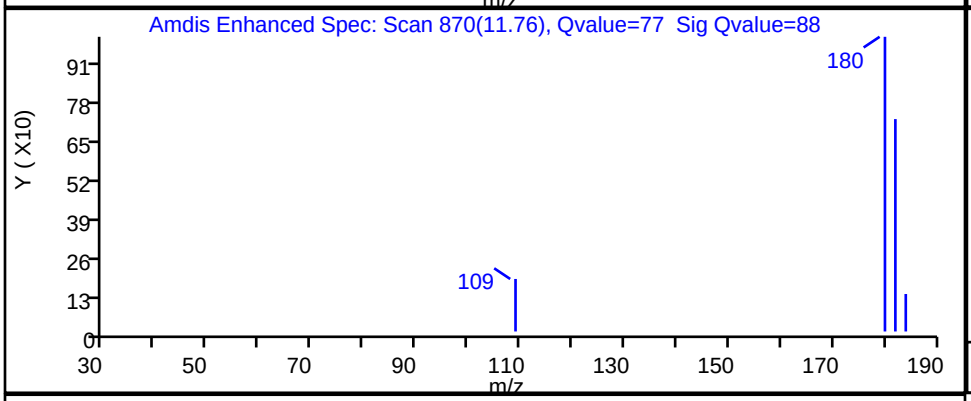

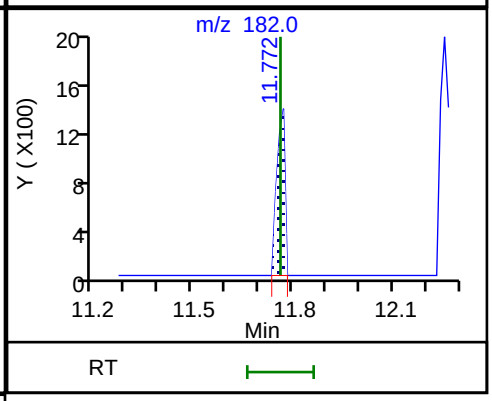

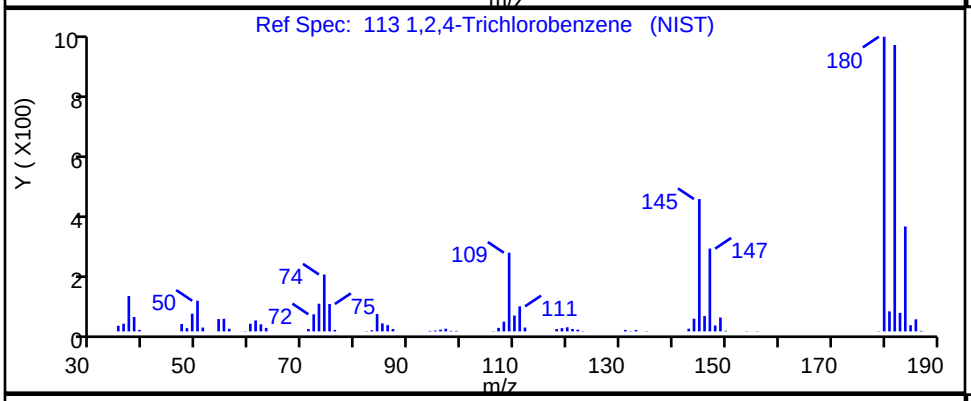

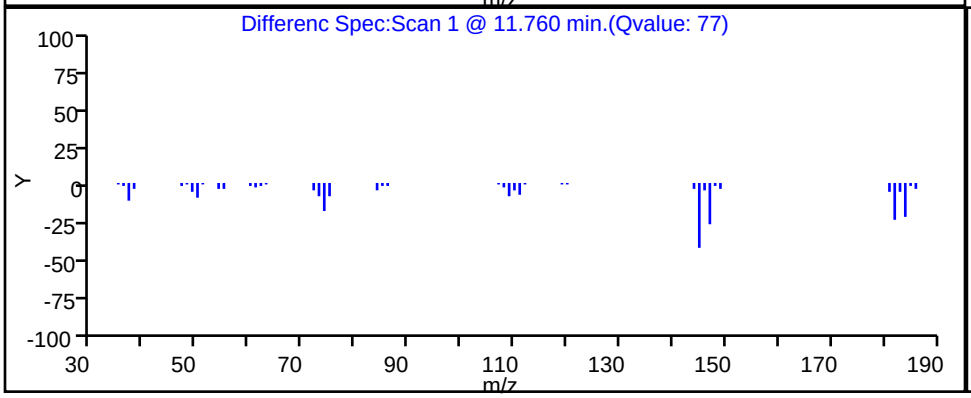

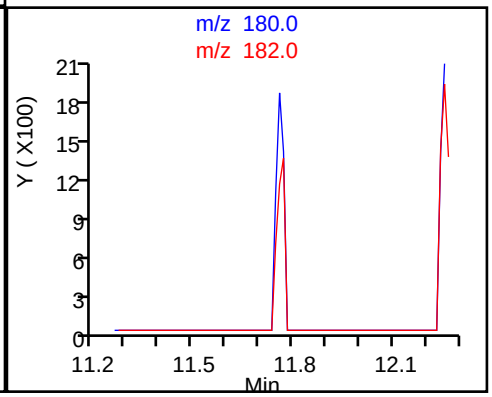

FORM I
GC/MS VOA ORGANICS ANALYSIS DATA SHEET

Lab Name: Eurofins TestAmerica, Canton Job No.: 240-123986-1

SDG No.:

Client Sample ID: Lab Sample ID: LCS 240-417275/5

Matrix: Water Lab File ID: 181735.D

Analysis Method: 8260B Date Collected:

Sample wt/vol: 5(mL) Date Analyzed: 12/26/2019 13:27

Soil Aliquot Vol: Dilution Factor: 1

Soil Extract Vol.: GC Column: DB-624 ID: 0.18(mm)

% Moisture: Level: (low/med) Low

Analysis Batch No.: 417275 Units: ug/L

CAS NO.	COMPOUND NAME	RESULT	Q	RL	MDL
630-20-6	1,1,1,2-Tetrachloroethane	51.0		1.0	0.14
563-58-6	1,1-Dichloropropene	43.9		1.0	0.14
75-34-3	1,1-Dichloroethane	44.8		1.0	0.17
87-61-6	1,2,3-Trichlorobenzene	53.2		1.0	0.54
96-18-4	1,2,3-Trichloropropane	57.7		1.0	0.24
107-06-2	1,2-Dichloroethane	51.3		1.0	0.21
75-35-4	1,1-Dichloroethene	46.6		1.0	0.19
78-87-5	1,2-Dichloropropane	48.5		1.0	0.15
95-63-6	1,2,4-Trimethylbenzene	46.2		1.0	0.070
591-78-6	2-Hexanone	117		10	0.54
79-34-5	1,1,2,2-Tetrachloroethane	53.0		1.0	0.13
67-64-1	Acetone	127		10	5.4
71-43-2	Benzene	47.3		1.0	0.13
75-25-2	Bromoform	51.9		1.0	0.76
74-83-9	Bromomethane	13.9		1.0	0.42
75-15-0	Carbon disulfide	43.1		1.0	0.28
56-23-5	Carbon tetrachloride	41.6		1.0	0.26
71-55-6	1,1,1-Trichloroethane	42.0		1.0	0.24
108-90-7	Chlorobenzene	50.4		1.0	0.14
142-28-9	1,3-Dichloropropane	54.7		1.0	0.21
75-00-3	Chloroethane	14.8		1.0	0.83
96-12-8	1,2-Dibromo-3-Chloropropane	53.4		2.0	0.91
67-66-3	Chloroform	46.3		1.0	0.13
74-87-3	Chloromethane	11.0		1.0	0.20
156-59-2	cis-1,2-Dichloroethene	48.4		1.0	0.16
10061-01-5	cis-1,3-Dichloropropene	48.6		1.0	0.61
75-27-4	Bromodichloromethane	48.5		1.0	0.17
76-13-1	1,1,2-Trichlorotrifluoroethane	45.8		1.0	0.41
75-71-8	Dichlorodifluoromethane	13.2		1.0	0.35
120-82-1	1,2,4-Trichlorobenzene	51.3		1.0	0.26
100-41-4	Ethylbenzene	49.8		1.0	0.11
106-93-4	1,2-Dibromoethane	56.7		1.0	0.12
594-20-7	2,2-Dichloropropane	39.7		1.0	0.31
95-50-1	1,2-Dichlorobenzene	49.5		1.0	0.15
541-73-1	1,3-Dichlorobenzene	48.4		1.0	0.15
106-46-7	1,4-Dichlorobenzene	48.6		1.0	0.16

FORM I
GC/MS VOA ORGANICS ANALYSIS DATA SHEET

Lab Name: Eurofins TestAmerica, Canton Job No.: 240-123986-1

SDG No.:

Client Sample ID: Lab Sample ID: LCS 240-417275/5

Matrix: Water Lab File ID: 181735.D

Analysis Method: 8260B Date Collected:

Sample wt/vol: 5(mL) Date Analyzed: 12/26/2019 13:27

Soil Aliquot Vol: Dilution Factor: 1

Soil Extract Vol.: GC Column: DB-624 ID: 0.18(mm)

% Moisture: Level: (low/med) Low

Analysis Batch No.: 417275 Units: ug/L

CAS NO.	COMPOUND NAME	RESULT	Q	RL	MDL
110-75-8	2-Chloroethyl vinyl ether	39.3		10	0.26
98-82-8	Isopropylbenzene	50.6		1.0	0.090
95-49-8	2-Chlorotoluene	47.0		1.0	0.15
78-93-3	2-Butanone (MEK)	113		10	1.2
108-10-1	4-Methyl-2-pentanone (MIBK)	114		10	0.42
108-86-1	Bromobenzene	50.7		1.0	0.12
1634-04-4	Methyl tert-butyl ether	42.8		1.0	0.070
74-97-5	Bromochloromethane	52.0		1.0	0.14
75-09-2	Methylene Chloride	45.9		5.0	2.6
106-43-4	4-Chlorotoluene	47.7		1.0	0.090
100-42-5	Styrene	50.7		1.0	0.10
99-87-6	4-Isopropyltoluene	45.8		1.0	0.13
127-18-4	Tetrachloroethene	53.5		1.0	0.15
87-68-3	Hexachlorobutadiene	50.7		1.0	0.83
108-88-3	Toluene	48.5		1.0	0.14
74-95-3	Dibromomethane	55.6		1.0	0.090
156-60-5	trans-1,2-Dichloroethene	48.0		1.0	0.19
91-20-3	Naphthalene	51.6		1.0	0.32
10061-02-6	trans-1,3-Dichloropropene	47.7		1.0	0.67
104-51-8	n-Butylbenzene	44.8		1.0	0.14
79-01-6	Trichloroethene	50.5		1.0	0.10
103-65-1	N-Propylbenzene	46.0		1.0	0.15
75-69-4	Trichlorofluoromethane	13.8		1.0	0.45
135-98-8	sec-Butylbenzene	45.6		1.0	0.13
75-01-4	Vinyl chloride	15.1		1.0	0.20
98-06-6	tert-Butylbenzene	45.0		1.0	0.14
108-05-4	Vinyl acetate	48.3		2.0	0.19
1330-20-7	Xylenes, Total	99.5		2.0	0.15
124-48-1	Chlorodibromomethane	52.5		1.0	0.39
75-65-0	tert-Butyl alcohol	570		40	1.7

FORM I
GC/MS VOA ORGANICS ANALYSIS DATA SHEET

Lab Name: Eurofins TestAmerica, Canton Job No.: 240-123986-1

SDG No.:

Client Sample ID: Lab Sample ID: LCS 240-417275/5

Matrix: Water Lab File ID: 181735.D

Analysis Method: 8260B Date Collected:

Sample wt/vol: 5(mL) Date Analyzed: 12/26/2019 13:27

Soil Aliquot Vol: Dilution Factor: 1

Soil Extract Vol.: GC Column: DB-624 ID: 0.18(mm)

% Moisture: Level: (low/med) Low

Analysis Batch No.: 417275 Units: ug/L

CAS NO.	SURROGATE	%REC	Q	LIMITS
17060-07-0	1,2-Dichloroethane-d4 (Surr)	89		75-130
460-00-4	4-Bromofluorobenzene (Surr)	90		47-134
2037-26-5	Toluene-d8 (Surr)	104		69-122
1868-53-7	Dibromofluoromethane (Surr)	96		78-129

Eurofins TestAmerica, Canton
Target Compound Quantitation Report

Data File: \\chromna\Canton\ChromData\A3UX18\20191226-94559.b\181735.D
Lims ID: lcs
Client ID:
Sample Type: LCS
Inject. Date: 26-Dec-2019 13:27:30 ALS Bottle#: 4 Worklist Smp#: 5
Purge Vol: 5.000 mL Dil. Factor: 1.0000
Sample Info: lcs
Misc. Info.: 240-0094559-005
Operator ID: 002808 Instrument ID: A3UX18

Method: \\chromna\Canton\ChromData\A3UX18\20191226-94559.b\8260_18.m
Limit Group: MSV 8260B ICAL
Last Update: 27-Dec-2019 10:27:16 Calib Date: 18-Nov-2019 16:03:30
Integrator: RTE ID Type: Deconvolution ID
Quant Method: Internal Standard Quant By: Initial Calibration
Last ICal File: \\chromna\Canton\ChromData\A3UX18\20191118-93277.b\181425.D

Column 1 : DB-624 (0.18 mm) Det: MS SCAN
Process Host: CTX0335

First Level Reviewer: macenczaks Date: 26-Dec-2019 14:21:12

Compound	Sig	RT (min.)	Exp RT (min.)	Dlt RT (min.)	Q	Response	Cal Amt ug/l	OnCol Amt ug/l	Flags
* 1 Fluorobenzene	96	6.530	6.529	0.001	99	292738	30.0	30.0	
* 2 Chlorobenzene-d5	117	9.276	9.274	0.002	97	217631	30.0	30.0	
* 3 1,4-Dichlorobenzene-d4	152	11.240	11.239	0.001	98	104340	30.0	30.0	
$ 4 Dibromofluoromethane (Surr	113	5.832	5.832	0.000	92	65746	30.0	28.8	
$ 5 1,2-Dichloroethane-d4 (Sur	65	6.175	6.175	0.000	98	74531	30.0	26.8	
$ 6 Toluene-d8 (Surr)	98	8.021	8.021	0.000	94	277105	30.0	31.2	
$ 7 4-Bromofluorobenzene (Surr	95	10.270	10.269	0.001	0	99105	30.0	27.0	
9 Dichlorodifluoromethane	85	1.312	1.312	0.000	99	29814	20.0	13.2	
10 Chloromethane	50	1.466	1.466	0.000	99	35946	20.0	11.0	
11 Vinyl chloride	62	1.572	1.584	-0.012	99	35963	20.0	15.1	
12 Butadiene	54	1.608	1.608	0.000	95	50079	20.0	16.3	
13 Bromomethane	94	1.880	1.880	0.000	93	23172	20.0	13.9	
14 Chloroethane	64	1.987	1.986	0.001	98	22570	20.0	14.8	
15 Dichlorofluoromethane	67	2.188	2.187	0.001	99	53531	20.0	14.4	
16 Trichlorofluoromethane	101	2.247	2.247	0.000	97	43924	20.0	13.8	
17 Ethyl ether	59	2.566	2.566	0.000	94	121884	50.0	52.5	
18 Acrolein	56	2.685	2.684	0.001	99	80040	250.0	222.2	
19 1,1-Dichloroethene	96	2.815	2.814	0.001	97	90945	50.0	46.6	
20 1,1,2-Trichloro-1,2,2-trif	151	2.862	2.850	0.012	93	65586	50.0	45.8	
21 Acetone	43	2.886	2.874	0.012	99	75371	100.0	127.1	
23 Iodomethane	142	2.981	2.968	0.012	99	163619	50.0	49.0	
24 Carbon disulfide	76	3.052	3.051	0.001	100	283556	50.0	43.1	
26 3-Chloro-1-propene	76	3.276	3.276	0.000	87	63872	50.0	42.0	
27 Methyl acetate	43	3.324	3.323	0.001	99	181174	100.0	106.4	
28 Methylene Chloride	84	3.442	3.442	0.000	98	114408	50.0	45.9	
29 2-Methyl-2-propanol	59	3.679	3.678	0.001	98	124683	500.0	570.3	
30 Acrylonitrile	53	3.797	3.797	0.000	98	410594	500.0	537.9	
31 trans-1,2-Dichloroethene	96	3.856	3.856	0.000	95	115581	50.0	48.0	
32 Methyl tert-butyl ether	73	3.880	3.879	0.001	99	254669	50.0	42.8	
33 Hexane	86	4.318	4.317	0.001	95	32864	50.0	45.1	
34 1,1-Dichloroethane	63	4.483	4.483	0.000	97	216574	50.0	44.8	

Compound	Sig	RT (min.)	Exp RT (min.)	Dlt RT (min.)	Q	Response	Cal Amt ug/l	OnCol Amt ug/l	Flags
36 Vinyl acetate	86	4.625	4.625	0.000	97	19911	50.0	48.3	
39 2,2-Dichloropropane	97	5.252	5.252	0.000	92	24697	50.0	39.7	
40 cis-1,2-Dichloroethene	96	5.252	5.264	-0.012	88	133765	50.0	48.4	
41 2-Butanone (MEK)	43	5.300	5.299	0.001	99	117791	100.0	113.4	
44 Chlorobromomethane	128	5.536	5.536	0.000	97	64900	50.0	52.0	
46 Tetrahydrofuran	42	5.596	5.595	0.001	89	80866	100.0	111.9	
47 Chloroform	83	5.655	5.654	0.001	98	201742	50.0	46.3	
48 1,1,1-Trichloroethane	97	5.832	5.832	0.000	98	151447	50.0	42.0	
49 Cyclohexane	56	5.903	5.903	0.000	94	206716	50.0	39.7	
51 Carbon tetrachloride	117	6.022	6.021	0.001	94	130409	50.0	41.6	
50 1,1-Dichloropropene	75	6.022	6.021	0.001	94	152122	50.0	43.9	
52 Isobutyl alcohol	43	6.223	6.222	0.001	93	160383	1250.0	1444.5	
53 Benzene	78	6.235	6.234	0.001	98	473854	50.0	47.3	
54 1,2-Dichloroethane	62	6.258	6.258	0.000	97	190507	50.0	51.3	
56 n-Heptane	100	6.566	6.565	0.001	95	40914	50.0	46.5	
58 Trichloroethene	130	6.897	6.897	0.000	95	126966	50.0	50.5	
60 Methylcyclohexane	83	7.086	7.086	0.000	95	198823	50.0	44.3	
61 1,2-Dichloropropane	63	7.098	7.098	0.000	92	136214	50.0	48.5	
62 Dibromomethane	93	7.205	7.204	0.001	96	71981	50.0	55.6	
65 1,4-Dioxane	88	7.252	7.252	0.000	98	22480	1000.0	1285.6	
66 Dichlorobromomethane	83	7.370	7.370	0.000	98	154449	50.0	48.5	
68 2-Chloroethyl vinyl ether	63	7.666	7.666	0.000	94	45602	50.0	39.3	
69 cis-1,3-Dichloropropene	75	7.785	7.784	0.001	91	197248	50.0	48.6	
70 4-Methyl-2-pentanone (MIBK	43	7.927	7.926	0.001	98	262466	100.0	114.3	
71 Toluene	91	8.080	8.080	0.000	97	520505	50.0	48.5	
72 trans-1,3-Dichloropropene	75	8.282	8.281	0.001	99	165557	50.0	47.7	
73 Ethyl methacrylate	69	8.376	8.376	0.000	92	161970	50.0	53.8	
74 1,1,2-Trichloroethane	97	8.435	8.435	0.000	93	105187	50.0	55.7	
75 Tetrachloroethene	164	8.566	8.565	0.001	95	92228	50.0	53.5	
76 1,3-Dichloropropane	76	8.577	8.577	0.000	97	188495	50.0	54.7	
77 2-Hexanone	43	8.660	8.660	0.000	97	182155	100.0	117.1	
78 Chlorodibromomethane	129	8.779	8.778	0.001	91	108069	50.0	52.5	
80 Ethylene Dibromide	107	8.861	8.861	0.000	98	101043	50.0	56.7	
81 Chlorobenzene	112	9.299	9.299	0.000	95	346832	50.0	50.4	
82 1,1,1,2-Tetrachloroethane	131	9.370	9.370	0.000	95	115609	50.0	51.0	
83 Ethylbenzene	106	9.394	9.394	0.000	99	181057	50.0	49.8	
84 m-Xylene & p-Xylene	106	9.500	9.500	0.000	99	219803	50.0	49.3	
85 o-Xylene	106	9.832	9.831	0.001	97	217884	50.0	50.2	
86 Styrene	104	9.844	9.843	0.001	95	378800	50.0	50.7	
87 Bromoform	173	9.986	9.985	0.001	96	54670	50.0	51.9	
88 Isopropylbenzene	105	10.151	10.151	0.000	96	541151	50.0	50.6	
90 1,1,2,2-Tetrachloroethane	83	10.388	10.387	0.001	97	118848	50.0	53.0	
91 Bromobenzene	156	10.400	10.399	0.001	96	138119	50.0	50.7	
92 1,2,3-Trichloropropane	110	10.423	10.423	0.000	88	39848	50.0	57.7	
93 trans-1,4-Dichloro-2-buten	53	10.435	10.435	0.000	76	30927	50.0	36.8	
94 N-Propylbenzene	120	10.494	10.494	0.000	99	155276	50.0	46.0	
95 2-Chlorotoluene	126	10.565	10.565	0.000	97	132972	50.0	47.0	
96 1,3,5-Trimethylbenzene	105	10.636	10.636	0.000	95	447992	50.0	46.0	
97 4-Chlorotoluene	126	10.648	10.648	0.000	99	140568	50.0	47.7	
98 tert-Butylbenzene	119	10.920	10.920	0.000	94	405023	50.0	45.0	
100 1,2,4-Trimethylbenzene	105	10.956	10.955	0.001	95	463232	50.0	46.2	
101 sec-Butylbenzene	105	11.098	11.097	0.001	95	554354	50.0	45.6	

Compound	Sig	RT (min.)	Exp RT (min.)	Dlt RT (min.)	Q	Response	Cal Amt ug/l	OnCol Amt ug/l	Flags
102 1,3-Dichlorobenzene	146	11.192	11.192	0.000	98	253327	50.0	48.4	
103 4-Isopropyltoluene	119	11.228	11.228	0.000	97	491758	50.0	45.8	
104 1,4-Dichlorobenzene	146	11.263	11.263	0.000	93	258978	50.0	48.6	
107 n-Butylbenzene	91	11.571	11.571	0.000	98	421929	50.0	44.8	
108 1,2-Dichlorobenzene	146	11.571	11.571	0.000	95	243148	50.0	49.5	
109 1,2-Dibromo-3-Chloropropan	157	12.222	12.222	0.000	78	20513	50.0	53.4	
112 1,2,4-Trichlorobenzene	180	12.932	12.920	0.012	94	168247	50.0	51.3	
113 Hexachlorobutadiene	225	13.074	13.074	0.000	98	75124	50.0	50.7	
114 Naphthalene	128	13.121	13.121	0.000	97	396049	50.0	51.6	
115 1,2,3-Trichlorobenzene	180	13.322	13.322	0.000	96	159433	50.0	53.2	
S 134 Xylenes, Total	106				0		100.0	99.5	
S 154 Total BTEX	1				0		250.0	245.1	
S 135 Trihalomethanes, Total	1				0		200.0	199.2	

Reagents:

VMFASAW_00309	Amount Added:	5.00	Units: uL	
VMFASPW_00330	Amount Added:	5.00	Units: uL	
VMFASGW_00340	Amount Added:	2.00	Units: uL	
vm150ss_00017	Amount Added:	1.00	Units: uL	Run Reagent
vm40ml_vials_00014	Amount Added:	0.00	Units:	Run Reagent
vm150is_00159	Amount Added:	1.00	Units: uL	Run Reagent
vmDist_H2o_00162	Amount Added:	0.00	Units:	Run Reagent

Report Date: 27-Dec-2019 10:27:18 Chrom Revision: 2.3 15-Dec-2019 06:20:02

Eurofins TestAmerica, Canton

Data File: \\chromna\Canton\ChromData\A3UX18\20191226-94559.b\181735.D

Injection Date:	26-Dec-2019 13:27:30	Instrument ID:	A3UX18	Operator ID:	002808
Lims ID:	lcs			Worklist Smp#:	5
Client ID:					
Purge Vol:	5.000 mL	Dil. Factor:	1.0000	ALS Bottle#:	4
Method:	8260_18	Limit Group:	MSV 8260B ICAL		

Column: DB-624 (0.18 mm)

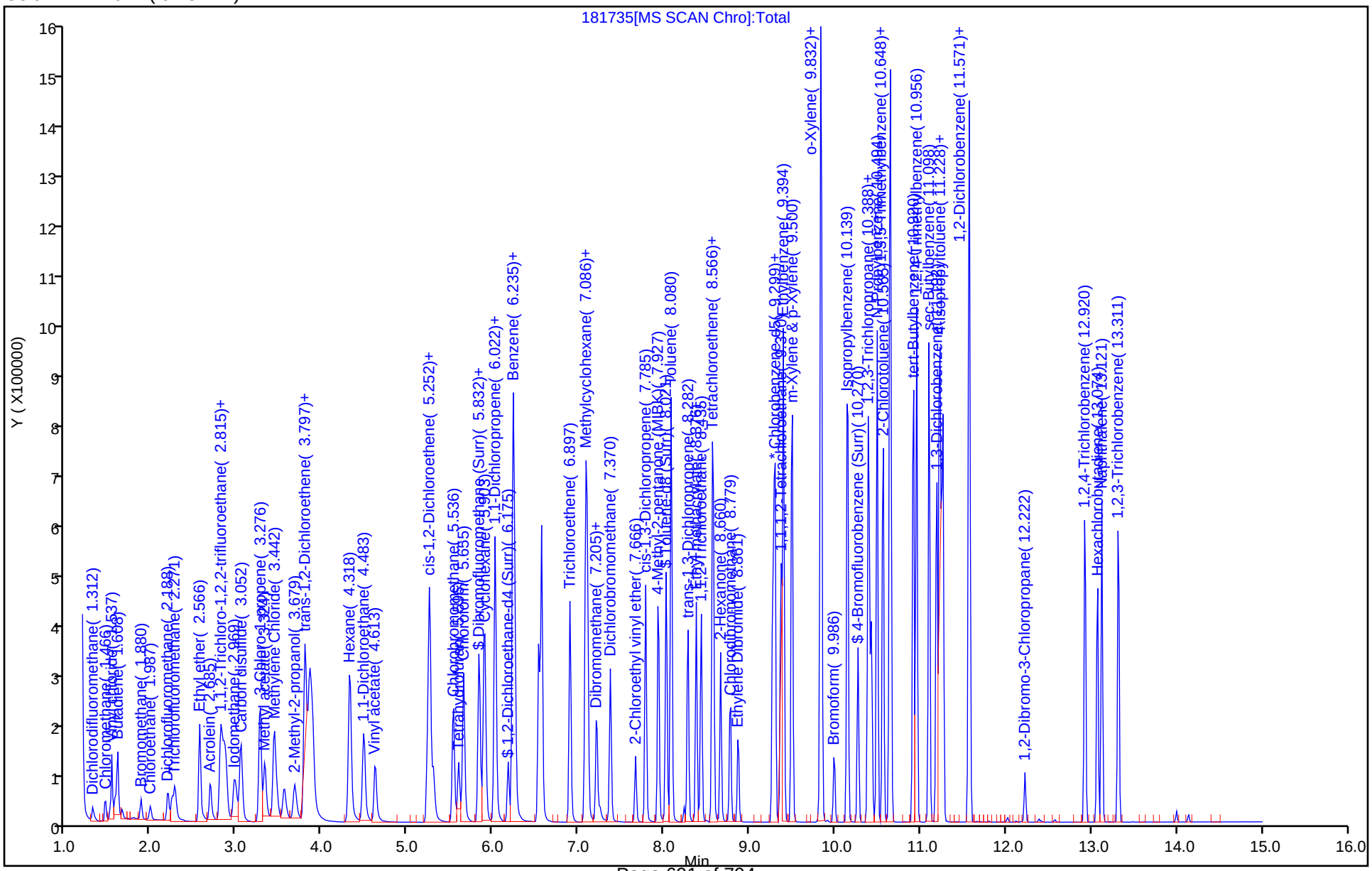

Eurofins TestAmerica, Canton
Recovery Report

Data File: \\chromna\Canton\ChromData\A3UX18\20191226-94559.b\181735.D
Lims ID: lcs
Client ID:
Sample Type: LCS
Inject. Date: 26-Dec-2019 13:27:30 ALS Bottle#: 4 Worklist Smp#: 5
Purge Vol: 5.000 mL Dil. Factor: 1.0000
Sample Info: lcs
Misc. Info.: 240-0094559-005
Operator ID: 002808 Instrument ID: A3UX18

Method: \\chromna\Canton\ChromData\A3UX18\20191226-94559.b\8260_18.m
Limit Group: MSV 8260B ICAL
Last Update: 27-Dec-2019 10:27:16 Calib Date: 18-Nov-2019 16:03:30
Integrator: RTE ID Type: Deconvolution ID
Quant Method: Internal Standard Quant By: Initial Calibration
Last ICal File: \\chromna\Canton\ChromData\A3UX18\20191118-93277.b\181425.D

Column 1 : DB-624 (0.18 mm) Det: MS SCAN
Process Host: CTX0335

First Level Reviewer: macenczaks Date: 26-Dec-2019 14:21:12

Compound	Amount Added	Amount Recovered	% Rec.
$ 4 Dibromofluoromethane (Surr)	30.0	28.8	95.91
$ 5 1,2-Dichloroethane-d4 (Surr)	30.0	26.8	89.38
$ 6 Toluene-d8 (Surr)	30.0	31.2	104.15
$ 7 4-Bromofluorobenzene (Surr)	30.0	27.0	89.86

FORM I
GC/MS VOA ORGANICS ANALYSIS DATA SHEET

Lab Name: Eurofins TestAmerica, Canton Job No.: 240-123986-1

SDG No.:

Client Sample ID: Lab Sample ID: LCS 240-417275/7

Matrix: Water Lab File ID: 181737.D

Analysis Method: 8260B Date Collected:

Sample wt/vol: 5(mL) Date Analyzed: 12/26/2019 14:19

Soil Aliquot Vol: Dilution Factor: 1

Soil Extract Vol.: GC Column: DB-624 ID: 0.18(mm)

% Moisture: Level: (low/med) Low

Analysis Batch No.: 417275 Units: ug/L

CAS NO.	COMPOUND NAME	RESULT	Q	RL	MDL
526-73-8	1,2,3-Trimethylbenzene	49.9		5.0	0.14
108-20-3	Diisopropyl ether	49.0		10	0.17
994-05-8	Tert-amyl methyl ether	43.9		5.0	0.11
637-92-3	Ethyl tert-butyl ether	36.9		5.0	0.15

CAS NO.	SURROGATE	%REC	Q	LIMITS
17060-07-0	1,2-Dichloroethane-d4 (Surr)	80		75-130
460-00-4	4-Bromofluorobenzene (Surr)	81		47-134
2037-26-5	Toluene-d8 (Surr)	94		69-122
1868-53-7	Dibromofluoromethane (Surr)	83		78-129

Eurofins TestAmerica, Canton
Target Compound Quantitation Report

Data File: \\chromna\Canton\ChromData\A3UX18\20191226-94559.b\181737.D
Lims ID: lcs
Client ID:
Sample Type: LCS
Inject. Date: 26-Dec-2019 14:19:30 ALS Bottle#: 6 Worklist Smp#: 7
Purge Vol: 5.000 mL Dil. Factor: 1.0000
Sample Info: lcs
Misc. Info.: 240-0094559-007
Operator ID: 002808 Instrument ID: A3UX18

Method: \\chromna\Canton\ChromData\A3UX18\20191226-94559.b\8260_18.m
Limit Group: MSV 8260B ICAL
Last Update: 27-Dec-2019 10:27:16 Calib Date: 18-Nov-2019 16:03:30
Integrator: RTE ID Type: Deconvolution ID
Quant Method: Internal Standard Quant By: Initial Calibration
Last ICal File: \\chromna\Canton\ChromData\A3UX18\20191118-93277.b\181425.D

Column 1 : DB-624 (0.18 mm) Det: MS SCAN
Process Host: CTX0335

First Level Reviewer: macenczaks Date: 26-Dec-2019 14:55:59

Compound	Sig	RT (min.)	Exp RT (min.)	Dlt RT (min.)	Q	Response	Cal Amt ug/l	OnCol Amt ug/l	Flags
* 1 Fluorobenzene	96	6.530	6.529	0.001	100	277172	30.0	30.0	
* 2 Chlorobenzene-d5	117	9.275	9.274	0.001	97	208769	30.0	30.0	
* 3 1,4-Dichlorobenzene-d4	152	11.239	11.239	0.000	98	100260	30.0	30.0	
$ 4 Dibromofluoromethane (Surr	113	5.832	5.832	0.000	93	53826	30.0	24.9	
$ 5 1,2-Dichloroethane-d4 (Sur	65	6.175	6.175	0.000	98	63524	30.0	24.1	
$ 6 Toluene-d8 (Surr)	98	8.021	8.021	0.000	94	239741	30.0	28.2	
$ 7 4-Bromofluorobenzene (Surr	95	10.269	10.269	0.000	0	86310	30.0	24.4	
25 Acetonitrile	41	3.229	3.228	0.001	99	119737	500.0	462.3	
35 2-Chloro-1,3-butadiene	53	4.625	4.624	0.001	95	195091	50.0	42.4	
37 Isopropyl ether	87	4.660	4.660	0.000	94	114332	50.0	49.0	
38 Tert-butyl ethyl ether	59	5.134	5.133	0.001	98	266609	50.0	36.9	
42 Propionitrile	54	5.347	5.358	-0.011	99	146333	500.0	505.9	
43 Ethyl acetate	43	5.418	5.417	0.001	100	224138	100.0	94.2	
45 Methacrylonitrile	41	5.536	5.535	0.001	95	743905	500.0	480.0	
156 Isooctane	57	6.364	6.363	0.001	100	469139	50.0	45.9	
55 Tert-amyl methyl ether	73	6.388	6.387	0.001	99	250673	50.0	43.9	
57 n-Butanol	56	6.885	6.884	0.001	92	92475	1250.0	1361.5	
59 Ethyl acrylate	55	7.039	7.038	0.001	99	154652	50.0	45.3	
64 Methyl methacrylate	41	7.252	7.251	0.001	93	252413	100.0	102.2	
67 2-Nitropropane	43	7.571	7.582	-0.011	99	67873	100.0	84.8	
79 n-Butyl acetate	43	8.778	8.777	0.001	98	195431	50.0	47.5	
111 1-Chlorohexane	91	9.287	9.286	0.001	96	157687	50.0	47.4	
89 Cyclohexanone	55	10.210	10.209	0.001	95	41747	500.0	548.4	
99 Pentachloroethane	167	10.932	10.931	0.001	94	59177	100.0	49.1	
105 1,2,3-Trimethylbenzene	105	11.310	11.310	0.000	98	492053	50.0	49.9	
106 Benzyl chloride	126	11.370	11.381	-0.011	100	38196	50.0	46.1	
110 1,3,5-Trichlorobenzene	180	12.411	12.410	0.001	98	192201	50.0	54.6	
116 2-Methylnaphthalene	142	13.996	13.996	0.000	93	591161	100.0	114.0	
155 1-Methylnaphthalene	142	14.138	14.138	0.000	100	527083	100.0	118.3	

Reagents:

VMFASA9W_00259	Amount Added:	5.00	Units: uL	
vm150ss_00017	Amount Added:	1.00	Units: uL	Run Reagent
vm40ml_vials_00014	Amount Added:	0.00	Units:	Run Reagent
vm150is_00159	Amount Added:	1.00	Units: uL	Run Reagent
vmDist_H2o_00162	Amount Added:	0.00	Units:	Run Reagent

Report Date: 27-Dec-2019 10:27:22 Chrom Revision: 2.3 15-Dec-2019 06:20:02

Eurofins TestAmerica, Canton

Data File: \\chromna\Canton\ChromData\A3UX18\20191226-94559.b\181737.D

Injection Date:	26-Dec-2019 14:19:30	Instrument ID:	A3UX18	Operator ID:	002808
Lims ID:	lcs			Worklist Smp#:	7
Client ID:					
Purge Vol:	5.000 mL	Dil. Factor:	1.0000	ALS Bottle#:	6
Method:	8260_18	Limit Group:	MSV 8260B ICAL		

Column: DB-624 (0.18 mm)

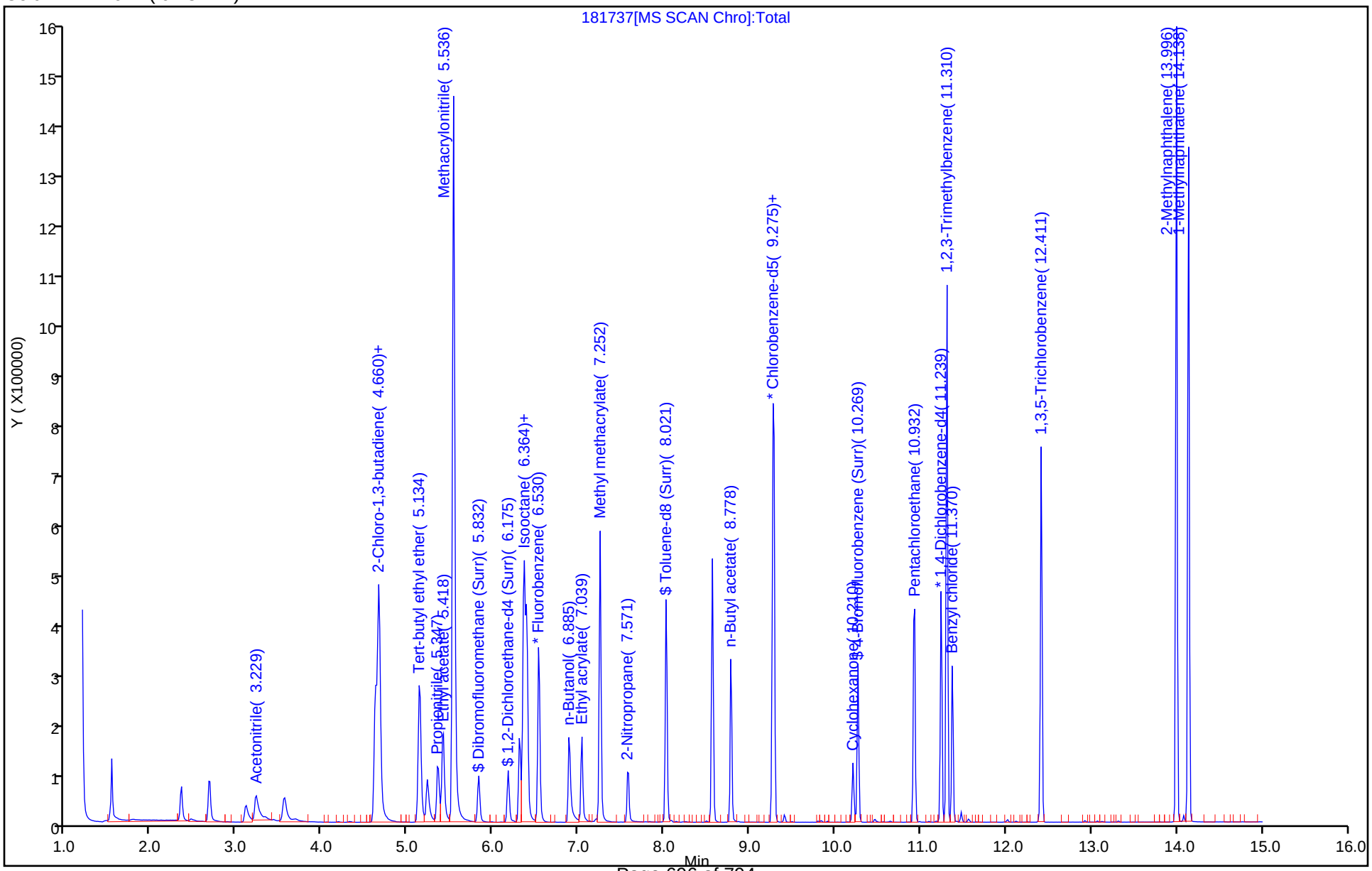

Eurofins TestAmerica, Canton
Recovery Report

Data File: \\chromna\Canton\ChromData\A3UX18\20191226-94559.b\181737.D
Lims ID: lcs
Client ID:
Sample Type: LCS
Inject. Date: 26-Dec-2019 14:19:30 ALS Bottle#: 6 Worklist Smp#: 7
Purge Vol: 5.000 mL Dil. Factor: 1.0000
Sample Info: lcs
Misc. Info.: 240-0094559-007
Operator ID: 002808 Instrument ID: A3UX18

Method: \\chromna\Canton\ChromData\A3UX18\20191226-94559.b\8260_18.m
Limit Group: MSV 8260B ICAL
Last Update: 27-Dec-2019 10:27:16 Calib Date: 18-Nov-2019 16:03:30
Integrator: RTE ID Type: Deconvolution ID
Quant Method: Internal Standard Quant By: Initial Calibration
Last ICal File: \\chromna\Canton\ChromData\A3UX18\20191118-93277.b\181425.D

Column 1 : DB-624 (0.18 mm) Det: MS SCAN
Process Host: CTX0335

First Level Reviewer: macenczaks Date: 26-Dec-2019 14:55:59

Compound	Amount Added	Amount Recovered	% Rec.
$ 4 Dibromofluoromethane (Surr)	30.0	24.9	82.93
$ 5 1,2-Dichloroethane-d4 (Surr)	30.0	24.1	80.46
$ 6 Toluene-d8 (Surr)	30.0	28.2	93.93
$ 7 4-Bromofluorobenzene (Surr)	30.0	24.4	81.45

FORM I
GC/MS VOA ORGANICS ANALYSIS DATA SHEET

Lab Name: Eurofins TestAmerica, Canton Job No.: 240-123986-1

SDG No.:

Client Sample ID: Lab Sample ID: LCS 240-417294/5

Matrix: Solid Lab File ID: 1423268.D

Analysis Method: 8260B Date Collected:

Sample wt/vol: 5(g) Date Analyzed: 12/26/2019 15:59

Soil Aliquot Vol: Dilution Factor: 1

Soil Extract Vol.: GC Column: DB-624 ID: 0.18(mm)

% Moisture: Level: (low/med) Low

Analysis Batch No.: 417294 Units: ug/Kg

CAS NO.	COMPOUND NAME	RESULT	Q	RL	MDL
630-20-6	1,1,1,2-Tetrachloroethane	48.1		5.0	3.0
563-58-6	1,1-Dichloropropene	46.1		5.0	0.99
75-34-3	1,1-Dichloroethane	42.4		5.0	0.69
87-61-6	1,2,3-Trichlorobenzene	44.5		5.0	0.57
96-18-4	1,2,3-Trichloropropane	42.6		5.0	1.6
107-06-2	1,2-Dichloroethane	40.0		5.0	0.77
75-35-4	1,1-Dichloroethene	45.6		5.0	0.90
78-87-5	1,2-Dichloropropane	44.1		5.0	0.85
95-63-6	1,2,4-Trimethylbenzene	44.9		5.0	1.0
591-78-6	2-Hexanone	72.9		20	4.1
79-34-5	1,1,2,2-Tetrachloroethane	44.2		5.0	1.4
67-64-1	Acetone	60.6		25	21
71-43-2	Benzene	46.2		5.0	0.70
75-25-2	Bromoform	55.8		5.0	2.4
74-83-9	Bromomethane	18.7		5.0	0.99
75-15-0	Carbon disulfide	41.5		5.0	1.2
56-23-5	Carbon tetrachloride	43.3		5.0	3.3
71-55-6	1,1,1-Trichloroethane	44.1		5.0	0.82
108-90-7	Chlorobenzene	47.2		5.0	0.92
142-28-9	1,3-Dichloropropane	45.4		5.0	0.99
75-00-3	Chloroethane	15.9		5.0	1.2
96-12-8	1,2-Dibromo-3-Chloropropane	49.1		10	3.6
67-66-3	Chloroform	44.2		5.0	0.79
74-87-3	Chloromethane	12.8		5.0	1.0
156-59-2	cis-1,2-Dichloroethene	47.4		5.0	0.65
10061-01-5	cis-1,3-Dichloropropene	45.8		5.0	1.4
75-27-4	Bromodichloromethane	48.1		5.0	0.68
76-13-1	1,1,2-Trichlorotrifluoroethane	39.4		5.0	1.3
75-71-8	Dichlorodifluoromethane	13.7		5.0	0.94
120-82-1	1,2,4-Trichlorobenzene	44.2		5.0	0.57
100-41-4	Ethylbenzene	47.4		5.0	1.0
106-93-4	1,2-Dibromoethane	47.1		5.0	0.77
594-20-7	2,2-Dichloropropane	42.2		5.0	1.2
95-50-1	1,2-Dichlorobenzene	45.0		5.0	1.1
541-73-1	1,3-Dichlorobenzene	46.3		5.0	0.82
106-46-7	1,4-Dichlorobenzene	46.2		5.0	0.88

FORM I
GC/MS VOA ORGANICS ANALYSIS DATA SHEET

Lab Name: Eurofins TestAmerica, Canton Job No.: 240-123986-1

SDG No.:

Client Sample ID: Lab Sample ID: LCS 240-417294/5

Matrix: Solid Lab File ID: 1423268.D

Analysis Method: 8260B Date Collected:

Sample wt/vol: 5(g) Date Analyzed: 12/26/2019 15:59

Soil Aliquot Vol: Dilution Factor: 1

Soil Extract Vol.: GC Column: DB-624 ID: 0.18(mm)

% Moisture: Level: (low/med) Low

Analysis Batch No.: 417294 Units: ug/Kg

CAS NO.	COMPOUND NAME	RESULT	Q	RL	MDL
110-75-8	2-Chloroethyl vinyl ether	37.2	J	50	8.9
98-82-8	Isopropylbenzene	49.3		5.0	0.83
95-49-8	2-Chlorotoluene	48.2		5.0	0.95
78-93-3	2-Butanone (MEK)	70.2		20	3.6
108-10-1	4-Methyl-2-pentanone (MIBK)	72.0		20	3.7
108-86-1	Bromobenzene	49.1		5.0	1.2
1634-04-4	Methyl tert-butyl ether	40.2		5.0	0.82
74-97-5	Bromochloromethane	47.0		5.0	0.59
75-09-2	Methylene Chloride	43.1		25	12
106-43-4	4-Chlorotoluene	45.9		5.0	0.86
100-42-5	Styrene	46.1		5.0	1.2
99-87-6	4-Isopropyltoluene	46.0		5.0	2.9
127-18-4	Tetrachloroethene	49.6		5.0	0.73
87-68-3	Hexachlorobutadiene	51.5		5.0	3.7
108-88-3	Toluene	45.7		5.0	0.77
74-95-3	Dibromomethane	47.6		5.0	0.67
156-60-5	trans-1,2-Dichloroethene	47.5		5.0	0.47
91-20-3	Naphthalene	39.9		5.0	2.7
10061-02-6	trans-1,3-Dichloropropene	40.0		5.0	1.0
104-51-8	n-Butylbenzene	44.9		5.0	3.5
79-01-6	Trichloroethene	51.9		5.0	0.63
103-65-1	N-Propylbenzene	47.1		5.0	0.73
75-69-4	Trichlorofluoromethane	18.0		5.0	1.1
135-98-8	sec-Butylbenzene	48.3		5.0	0.86
75-01-4	Vinyl chloride	14.7		5.0	0.84
98-06-6	tert-Butylbenzene	47.3		5.0	0.91
108-05-4	Vinyl acetate	41.7		10	2.1
1330-20-7	Xylenes, Total	93.3		10	1.6
124-48-1	Chlorodibromomethane	49.1		5.0	2.8
75-65-0	tert-Butyl alcohol	284		200	17

FORM I
GC/MS VOA ORGANICS ANALYSIS DATA SHEET

Lab Name: Eurofins TestAmerica, Canton Job No.: 240-123986-1

SDG No.:

Client Sample ID: Lab Sample ID: LCS 240-417294/5

Matrix: Solid Lab File ID: 1423268.D

Analysis Method: 8260B Date Collected:

Sample wt/vol: 5(g) Date Analyzed: 12/26/2019 15:59

Soil Aliquot Vol: Dilution Factor: 1

Soil Extract Vol.: GC Column: DB-624 ID: 0.18(mm)

% Moisture: Level: (low/med) Low

Analysis Batch No.: 417294 Units: ug/Kg

CAS NO.	SURROGATE	%REC	Q	LIMITS
17060-07-0	1,2-Dichloroethane-d4 (Surr)	71		59-120
460-00-4	4-Bromofluorobenzene (Surr)	81		51-127
2037-26-5	Toluene-d8 (Surr)	86		64-124
1868-53-7	Dibromofluoromethane (Surr)	83		56-122

Eurofins TestAmerica, Canton
Target Compound Quantitation Report

Data File: \\chromna\Canton\ChromData\A3UX14\20191226-94563.b\1423268.D
Lims ID: lcs
Client ID:
Sample Type: LCS
Inject. Date: 26-Dec-2019 15:59:30 ALS Bottle#: 5 Worklist Smp#: 5
Purge Vol: 5.000 mL Dil. Factor: 1.0000
Sample Info: lcs
Misc. Info.: 240-0094563-005
Operator ID: 002808 Instrument ID: A3UX14

Method: \\chromna\Canton\ChromData\A3UX14\20191226-94563.b\8260_14.m
Limit Group: MSV 8260B ICAL
Last Update: 27-Dec-2019 09:51:57 Calib Date: 07-Nov-2019 19:26:30
Integrator: RTE ID Type: Deconvolution ID
Quant Method: Internal Standard Quant By: Initial Calibration
Last ICal File: \\chromna\Canton\ChromData\A3UX14\20191107-92918.b\1422636.D

Column 1 : DB-624 (0.18 mm) Det: MS SCAN
Process Host: CTX0325

First Level Reviewer: macenczaks Date: 26-Dec-2019 17:02:44

Compound	Sig	RT (min.)	Exp RT (min.)	Dlt RT (min.)	Q	Response	Cal Amt ug/l	OnCol Amt ug/l	Flags
* 1 Fluorobenzene	96	6.246	6.246	0.000	99	1794720	50.0	50.0	
* 2 Chlorobenzene-d5	117	9.228	9.228	0.000	92	1368688	50.0	50.0	
* 3 1,4-Dichlorobenzene-d4	152	11.227	11.227	0.000	97	655234	50.0	50.0	
$ 4 Dibromofluoromethane (Surr	113	5.394	5.394	0.000	95	382957	50.0	41.5	
$ 5 1,2-Dichloroethane-d4 (Sur	65	5.808	5.808	0.000	93	363875	50.0	35.5	
$ 6 Toluene-d8 (Surr)	98	7.914	7.914	0.000	92	1632181	50.0	43.1	
$ 7 4-Bromofluorobenzene (Surr	95	10.245	10.245	0.000	0	523704	50.0	40.7	
9 Dichlorodifluoromethane	85	1.063	1.063	0.000	99	82207	20.0	13.7	
10 Chloromethane	50	1.193	1.193	0.000	99	179467	20.0	12.8	
11 Vinyl chloride	62	1.276	1.276	0.000	98	174558	20.0	14.7	
12 Butadiene	54	1.288	1.288	0.000	93	165046	20.0	12.7	
13 Bromomethane	94	1.513	1.513	0.000	88	129086	20.0	18.7	
15 Chloroethane	64	1.595	1.595	0.000	100	111907	20.0	15.9	
16 Dichlorofluoromethane	67	1.761	1.761	0.000	97	244777	20.0	17.4	
17 Trichlorofluoromethane	101	1.808	1.797	0.011	97	217734	20.0	18.0	
18 Ethyl ether	59	2.057	2.057	0.000	92	542274	50.0	41.3	
19 Acrolein	56	2.163	2.163	0.000	100	438457	250.0	144.5	
21 1,1-Dichloroethene	96	2.246	2.246	0.000	97	442559	50.0	45.6	
22 1,1,2-Trichloro-1,2,2-trif	151	2.282	2.282	0.000	91	248805	50.0	39.4	
24 Acetone	43	2.317	2.317	0.000	100	302656	100.0	60.6	
25 Iodomethane	142	2.376	2.376	0.000	95	598972	50.0	37.0	
26 Carbon disulfide	76	2.436	2.436	0.000	99	1026552	50.0	41.5	
27 3-Chloro-1-propene	76	2.613	2.613	0.000	93	248598	50.0	46.2	
29 Methyl acetate	43	2.672	2.672	0.000	99	789855	100.0	69.7	
30 Methylene Chloride	84	2.755	2.755	0.000	97	395657	50.0	43.1	
31 2-Methyl-2-propanol	59	2.980	2.980	0.000	97	336075	500.0	284.4	
34 Acrylonitrile	53	3.051	3.051	0.000	99	1857327	500.0	361.9	
32 trans-1,2-Dichloroethene	96	3.075	3.075	0.000	100	440958	50.0	47.5	
33 Methyl tert-butyl ether	73	3.122	3.110	0.012	98	952349	50.0	40.2	
35 Hexane	86	3.465	3.465	0.000	95	122586	50.0	48.4	
36 1,1-Dichloroethane	63	3.643	3.643	0.001	96	736525	50.0	42.4	

Compound	Sig	RT (min.)	Exp RT (min.)	Dlt RT (min.)	Q	Response	Cal Amt ug/l	OnCol Amt ug/l	Flags
39 Vinyl acetate	86	3.785	3.785	0.001	97	85265	50.0	41.7	
41 2,2-Dichloropropane	97	4.589	4.589	0.000	80	78877	50.0	42.2	
42 cis-1,2-Dichloroethene	96	4.601	4.601	0.000	80	486270	50.0	47.4	
43 2-Butanone (MEK)	43	4.696	4.696	0.000	99	485863	100.0	70.2	
46 Chlorobromomethane	128	4.992	4.980	0.012	97	237584	50.0	47.0	
48 Tetrahydrofuran	42	5.074	5.074	0.000	92	334720	100.0	69.5	
49 Chloroform	83	5.157	5.157	0.000	95	615237	50.0	44.2	
50 1,1,1-Trichloroethane	97	5.370	5.370	0.000	99	417329	50.0	44.1	
51 Cyclohexane	56	5.441	5.441	0.000	93	695508	50.0	40.0	
52 Carbon tetrachloride	117	5.595	5.595	0.000	95	356062	50.0	43.3	
53 1,1-Dichloropropene	75	5.619	5.607	0.012	93	513522	50.0	46.1	
54 Benzene	78	5.867	5.867	0.000	96	1718136	50.0	46.2	
56 1,2-Dichloroethane	62	5.914	5.914	0.000	95	475216	50.0	40.0	
55 Isobutyl alcohol	41	5.962	5.962	0.000	95	391869	1250.0	849.0	
58 n-Heptane	100	6.305	6.305	0.000	96	138639	50.0	49.2	
59 Trichloroethene	130	6.672	6.672	0.000	95	467218	50.0	51.9	
62 Methylcyclohexane	83	6.861	6.861	0.000	92	697764	50.0	46.2	
63 1,2-Dichloropropane	63	6.897	6.897	0.000	97	480452	50.0	44.1	
65 Dibromomethane	93	7.015	7.015	0.000	96	257204	50.0	47.6	
67 1,4-Dioxane	88	7.086	7.086	0.000	96	81696	1000.0	826.4	
68 Dichlorobromomethane	83	7.216	7.216	0.000	98	472555	50.0	48.1	
70 2-Chloroethyl vinyl ether	63	7.559	7.559	0.000	91	257165	50.0	37.2	
71 cis-1,3-Dichloropropene	75	7.666	7.666	0.000	95	656710	50.0	45.8	
73 4-Methyl-2-pentanone (MIBK	43	7.855	7.855	0.000	97	1005087	100.0	72.0	
74 Toluene	91	7.985	7.985	0.000	99	1808295	50.0	45.7	
75 trans-1,3-Dichloropropene	75	8.210	8.210	0.000	95	512127	50.0	40.0	
76 Ethyl methacrylate	69	8.340	8.340	0.000	92	559799	50.0	43.9	
77 1,1,2-Trichloroethane	97	8.376	8.376	0.000	88	371756	50.0	46.0	
78 Tetrachloroethene	164	8.494	8.482	0.012	96	363683	50.0	49.6	
79 1,3-Dichloropropane	76	8.518	8.518	0.000	93	651812	50.0	45.4	
80 2-Hexanone	43	8.624	8.624	0.000	99	687197	100.0	72.9	
82 Chlorodibromomethane	129	8.719	8.719	0.000	91	378264	50.0	49.1	
83 Ethylene Dibromide	107	8.802	8.802	0.000	98	383458	50.0	47.1	
85 Chlorobenzene	112	9.251	9.251	0.000	97	1175214	50.0	47.2	
86 1,1,1,2-Tetrachloroethane	131	9.334	9.334	0.000	96	358519	50.0	48.1	
87 Ethylbenzene	106	9.358	9.358	0.000	97	626976	50.0	47.4	
88 m-Xylene & p-Xylene	106	9.464	9.464	0.000	98	746660	50.0	46.4	
89 o-Xylene	106	9.808	9.807	0.001	94	762621	50.0	46.9	
90 Styrene	104	9.819	9.819	0.000	96	1306373	50.0	46.1	
91 Bromoform	173	9.961	9.961	0.000	99	252227	50.0	55.8	
92 Isopropylbenzene	105	10.127	10.127	0.000	96	1741470	50.0	49.3	
94 Bromobenzene	156	10.375	10.375	0.000	89	495308	50.0	49.1	
95 1,1,2,2-Tetrachloroethane	83	10.387	10.387	0.000	92	463333	50.0	44.2	
96 1,2,3-Trichloropropane	110	10.411	10.411	0.000	85	133197	50.0	42.6	
97 trans-1,4-Dichloro-2-buten	53	10.435	10.435	0.000	82	128146	50.0	41.8	
98 N-Propylbenzene	120	10.482	10.482	0.000	98	519047	50.0	47.1	
99 2-Chlorotoluene	126	10.541	10.541	0.000	98	452788	50.0	48.2	
100 1,3,5-Trimethylbenzene	105	10.636	10.636	0.000	89	1371405	50.0	44.5	
101 4-Chlorotoluene	126	10.636	10.636	0.000	96	485063	50.0	45.9	
103 tert-Butylbenzene	119	10.908	10.908	0.000	91	1188923	50.0	47.3	
105 1,2,4-Trimethylbenzene	105	10.943	10.943	0.000	95	1364429	50.0	44.9	
107 sec-Butylbenzene	105	11.097	11.097	0.000	93	1759554	50.0	48.3	

Compound	Sig	RT (min.)	Exp RT (min.)	Dlt RT (min.)	Q	Response	Cal Amt ug/l	OnCol Amt ug/l	Flags
108 1,3-Dichlorobenzene	146	11.168	11.168	0.000	98	845049	50.0	46.3	
109 4-Isopropyltoluene	119	11.216	11.216	0.000	97	1512359	50.0	46.0	
110 1,4-Dichlorobenzene	146	11.251	11.251	0.000	98	882721	50.0	46.2	
113 n-Butylbenzene	91	11.559	11.559	0.000	98	1308810	50.0	44.9	
114 1,2-Dichlorobenzene	146	11.559	11.559	0.000	98	826220	50.0	45.0	
115 1,2-Dibromo-3-Chloropropan	157	12.210	12.210	0.000	94	87729	50.0	49.1	
117 1,2,4-Trichlorobenzene	180	12.908	12.908	0.000	93	515736	50.0	44.2	
118 Hexachlorobutadiene	225	13.062	13.062	0.000	96	240290	50.0	51.5	
119 Naphthalene	128	13.109	13.109	0.000	96	1312139	50.0	39.9	
120 1,2,3-Trichlorobenzene	180	13.310	13.310	0.000	96	499440	50.0	44.5	
S 134 Xylenes, Total	106				0		100.0	93.3	
S 135 Trihalomethanes, Total	1				0		200.0	197.2	
S 157 Total BTEX	1				0		250.0	232.7	

Reagents:

VMFASAW_00309	Amount Added:	5.00	Units: uL	
VMFASGW_00340	Amount Added:	2.00	Units: uL	
VMFASPW_00330	Amount Added:	5.00	Units: uL	
VM250SS_00056	Amount Added:	1.00	Units: uL	Run Reagent
vm40ml_vials_00014	Amount Added:	0.00	Units:	Run Reagent
vmDist_H2o_00160	Amount Added:	0.00	Units:	Run Reagent
VM568718_00017	Amount Added:	1.00	Units: uL	Run Reagent

Report Date: 27-Dec-2019 09:52:03 Chrom Revision: 2.3 15-Dec-2019 06:20:02

Eurofins TestAmerica, Canton

Data File: \\chromna\Canton\ChromData\A3UX14\20191226-94563.b\1423268.D

Injection Date:	26-Dec-2019 15:59:30	Instrument ID:	A3UX14	Operator ID:	002808
Lims ID:	lcs			Worklist Smp#:	5
Client ID:					
Purge Vol:	5.000 mL	Dil. Factor:	1.0000	ALS Bottle#:	5
Method:	8260_14	Limit Group:	MSV 8260B ICAL		

Column: DB-624 (0.18 mm)

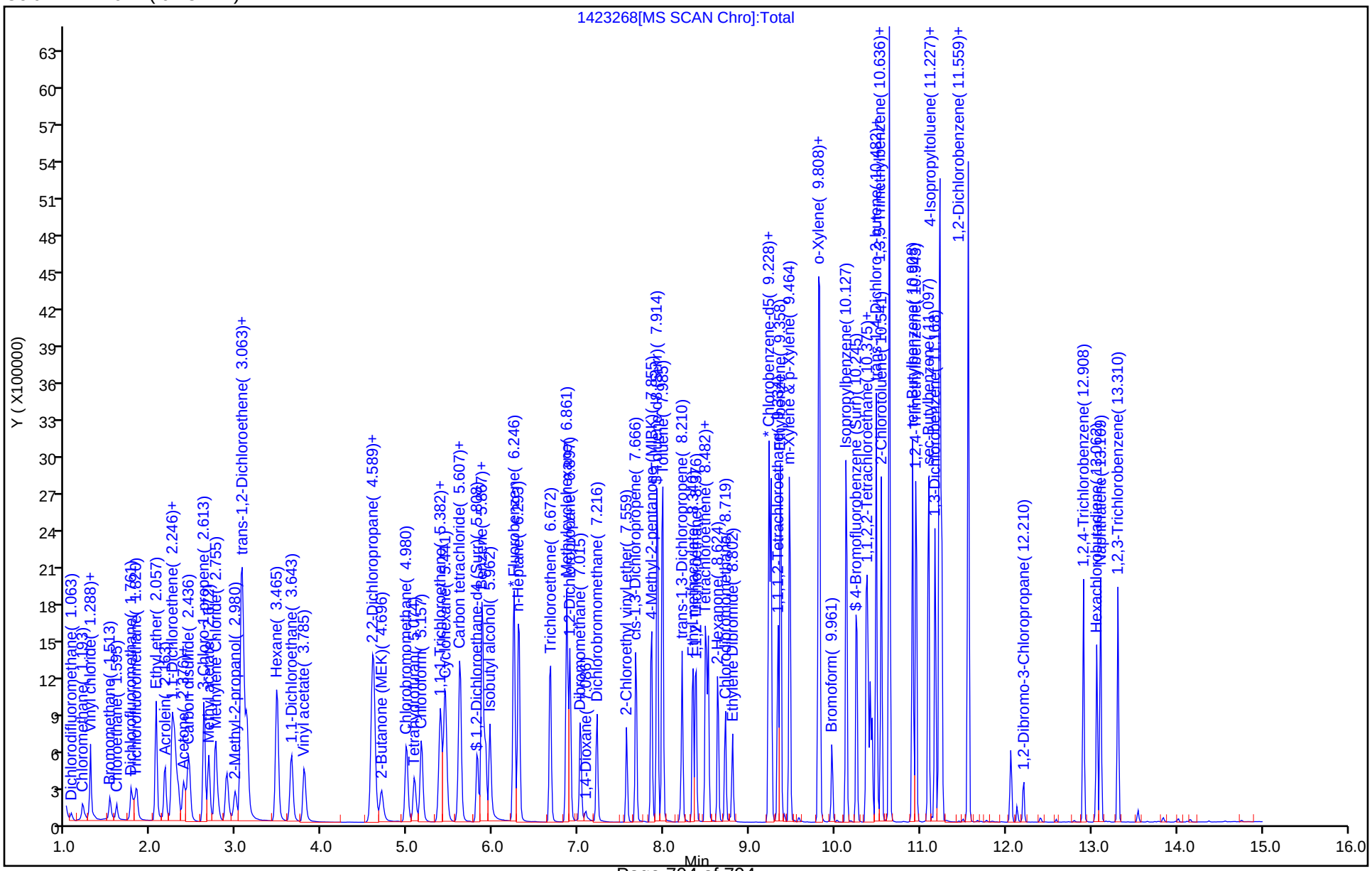

Eurofins TestAmerica, Canton
Recovery Report

Data File: \\chromna\Canton\ChromData\A3UX14\20191226-94563.b\1423268.D
Lims ID: lcs
Client ID:
Sample Type: LCS
Inject. Date: 26-Dec-2019 15:59:30 ALS Bottle#: 5 Worklist Smp#: 5
Purge Vol: 5.000 mL Dil. Factor: 1.0000
Sample Info: lcs
Misc. Info.: 240-0094563-005
Operator ID: 002808 Instrument ID: A3UX14

Method: \\chromna\Canton\ChromData\A3UX14\20191226-94563.b\8260_14.m
Limit Group: MSV 8260B ICAL
Last Update: 27-Dec-2019 09:51:57 Calib Date: 07-Nov-2019 19:26:30
Integrator: RTE ID Type: Deconvolution ID
Quant Method: Internal Standard Quant By: Initial Calibration
Last ICal File: \\chromna\Canton\ChromData\A3UX14\20191107-92918.b\1422636.D

Column 1 : DB-624 (0.18 mm) Det: MS SCAN
Process Host: CTX0325

First Level Reviewer: macenczaks Date: 26-Dec-2019 17:02:44

Compound	Amount Added	Amount Recovered	% Rec.
$ 4 Dibromofluoromethane (Surr)	50.0	41.5	83.06
$ 5 1,2-Dichloroethane-d4 (Surr)	50.0	35.5	71.00
$ 6 Toluene-d8 (Surr)	50.0	43.1	86.24
$ 7 4-Bromofluorobenzene (Surr)	50.0	40.7	81.39

FORM I
GC/MS VOA ORGANICS ANALYSIS DATA SHEET

Lab Name: Eurofins TestAmerica, Canton Job No.: 240-123986-1

SDG No.:

Client Sample ID: Lab Sample ID: LCS 240-417294/6

Matrix: Solid Lab File ID: 1423269.D

Analysis Method: 8260B Date Collected:

Sample wt/vol: 5(g) Date Analyzed: 12/26/2019 16:21

Soil Aliquot Vol: Dilution Factor: 1

Soil Extract Vol.: GC Column: DB-624 ID: 0.18(mm)

% Moisture: Level: (low/med) Low

Analysis Batch No.: 417294 Units: ug/Kg

CAS NO.	COMPOUND NAME	RESULT	Q	RL	MDL
526-73-8	1,2,3-Trimethylbenzene	44.0		5.0	1.8
108-20-3	Diisopropyl ether	47.3		10	0.76
994-05-8	Tert-amyl methyl ether	43.1		5.0	2.2
637-92-3	Ethyl tert-butyl ether	40.0		5.0	2.3

CAS NO.	SURROGATE	%REC	Q	LIMITS
17060-07-0	1,2-Dichloroethane-d4 (Surr)	78		59-120
460-00-4	4-Bromofluorobenzene (Surr)	91		51-127
2037-26-5	Toluene-d8 (Surr)	91		64-124
1868-53-7	Dibromofluoromethane (Surr)	88		56-122

Eurofins TestAmerica, Canton
Target Compound Quantitation Report

Data File: \\chromna\Canton\ChromData\A3UX14\20191226-94563.b\1423269.D
Lims ID: lcs
Client ID:
Sample Type: LCS
Inject. Date: 26-Dec-2019 16:21:30 ALS Bottle#: 6 Worklist Smp#: 6
Purge Vol: 5.000 mL Dil. Factor: 1.0000
Sample Info: lcs
Misc. Info.: 240-0094563-006
Operator ID: 002808 Instrument ID: A3UX14

Method: \\chromna\Canton\ChromData\A3UX14\20191226-94563.b\8260_14.m
Limit Group: MSV 8260B ICAL
Last Update: 27-Dec-2019 09:51:57 Calib Date: 07-Nov-2019 19:26:30
Integrator: RTE ID Type: Deconvolution ID
Quant Method: Internal Standard Quant By: Initial Calibration
Last ICal File: \\chromna\Canton\ChromData\A3UX14\20191107-92918.b\1422636.D

Column 1 : DB-624 (0.18 mm) Det: MS SCAN
Process Host: CTX0325

First Level Reviewer: macenczaks Date: 26-Dec-2019 17:03:17

Compound	Sig	RT (min.)	Exp RT (min.)	Dlt RT (min.)	Q	Response	Cal Amt ug/l	OnCol Amt ug/l	Flags
* 1 Fluorobenzene	96	6.246	6.246	0.000	99	1715571	50.0	50.0	
* 2 Chlorobenzene-d5	117	9.228	9.228	0.000	93	1313219	50.0	50.0	
* 3 1,4-Dichlorobenzene-d4	152	11.227	11.227	0.000	98	594686	50.0	50.0	
$ 4 Dibromofluoromethane (Surr	113	5.394	5.394	0.000	95	387759	50.0	44.2	
$ 5 1,2-Dichloroethane-d4 (Sur	65	5.808	5.808	0.000	91	376790	50.0	38.8	
$ 6 Toluene-d8 (Surr)	98	7.914	7.914	0.000	93	1642503	50.0	45.4	
$ 7 4-Bromofluorobenzene (Surr	95	10.245	10.245	0.000	0	525769	50.0	45.6	
28 Acetonitrile	41	2.589	2.589	0.000	100	638146	500.0	373.9	
37 2-Chloro-1,3-butadiene	53	3.785	3.784	0.000	91	665689	50.0	45.2	
38 Isopropyl ether	87	3.844	3.844	0.000	96	385580	50.0	47.3	
40 Tert-butyl ethyl ether	59	4.447	4.447	0.000	97	1157073	50.0	40.0	
44 Propionitrile	54	4.767	4.767	0.000	99	754547	500.0	377.8	
45 Ethyl acetate	43	4.861	4.861	0.000	99	1105171	100.0	77.9	
47 Methacrylonitrile	41	5.015	5.015	0.000	95	3726493	500.0	391.2	
159 Isooctane	57	6.033	6.033	0.000	96	1648932	50.0	47.1	
57 Tert-amyl methyl ether	73	6.092	6.092	0.000	97	1155267	50.0	43.1	
60 n-Butanol	56	6.743	6.743	0.000	91	317405	1250.0	877.1	
61 Ethyl acrylate	55	6.873	6.873	0.000	100	670188	50.0	42.1	
66 Methyl methacrylate	41	7.110	7.110	0.000	95	987370	100.0	79.3	
69 2-Nitropropane	41	7.453	7.453	0.000	98	186479	100.0	114.8	
81 n-Butyl acetate	43	8.766	8.766	0.000	99	823513	50.0	37.6	
84 1-Chlorohexane	91	9.263	9.263	0.000	81	593970	50.0	50.2	
93 Cyclohexanone	55	10.198	10.198	0.000	94	149329	500.0	310.4	
104 Pentachloroethane	167	10.920	10.920	0.000	93	257706	100.0	55.6	
111 1,2,3-Trimethylbenzene	105	11.298	11.298	0.000	97	1441865	50.0	44.0	
112 Benzyl chloride	126	11.369	11.369	0.000	99	116127	50.0	38.9	
116 1,3,5-Trichlorobenzene	180	12.387	12.387	0.000	98	592909	50.0	50.6	
121 2-Methylnaphthalene	142	14.008	14.020	-0.012	94	1865458	100.0	79.6	
158 1-Methylnaphthalene	142	14.150	14.150	0.000	96	1718375	100.0	76.2	

Reagents:

VMFASA9W_00259	Amount Added:	5.00	Units: uL	
VM250SS_00056	Amount Added:	1.00	Units: uL	Run Reagent
vm40ml_vials_00014	Amount Added:	0.00	Units:	Run Reagent
vmDist_H2o_00160	Amount Added:	0.00	Units:	Run Reagent
VM568718_00017	Amount Added:	1.00	Units: uL	Run Reagent

Report Date: 27-Dec-2019 09:52:06 Chrom Revision: 2.3 15-Dec-2019 06:20:02

Eurofins TestAmerica, Canton

Data File: \\chromna\Canton\ChromData\A3UX14\20191226-94563.b\1423269.D

Injection Date:	26-Dec-2019 16:21:30	Instrument ID:	A3UX14	Operator ID:	002808
Lims ID:	lcs			Worklist Smp#:	6
Client ID:					
Purge Vol:	5.000 mL	Dil. Factor:	1.0000	ALS Bottle#:	6
Method:	8260_14	Limit Group:	MSV 8260B ICAL		

Column: DB-624 (0.18 mm)

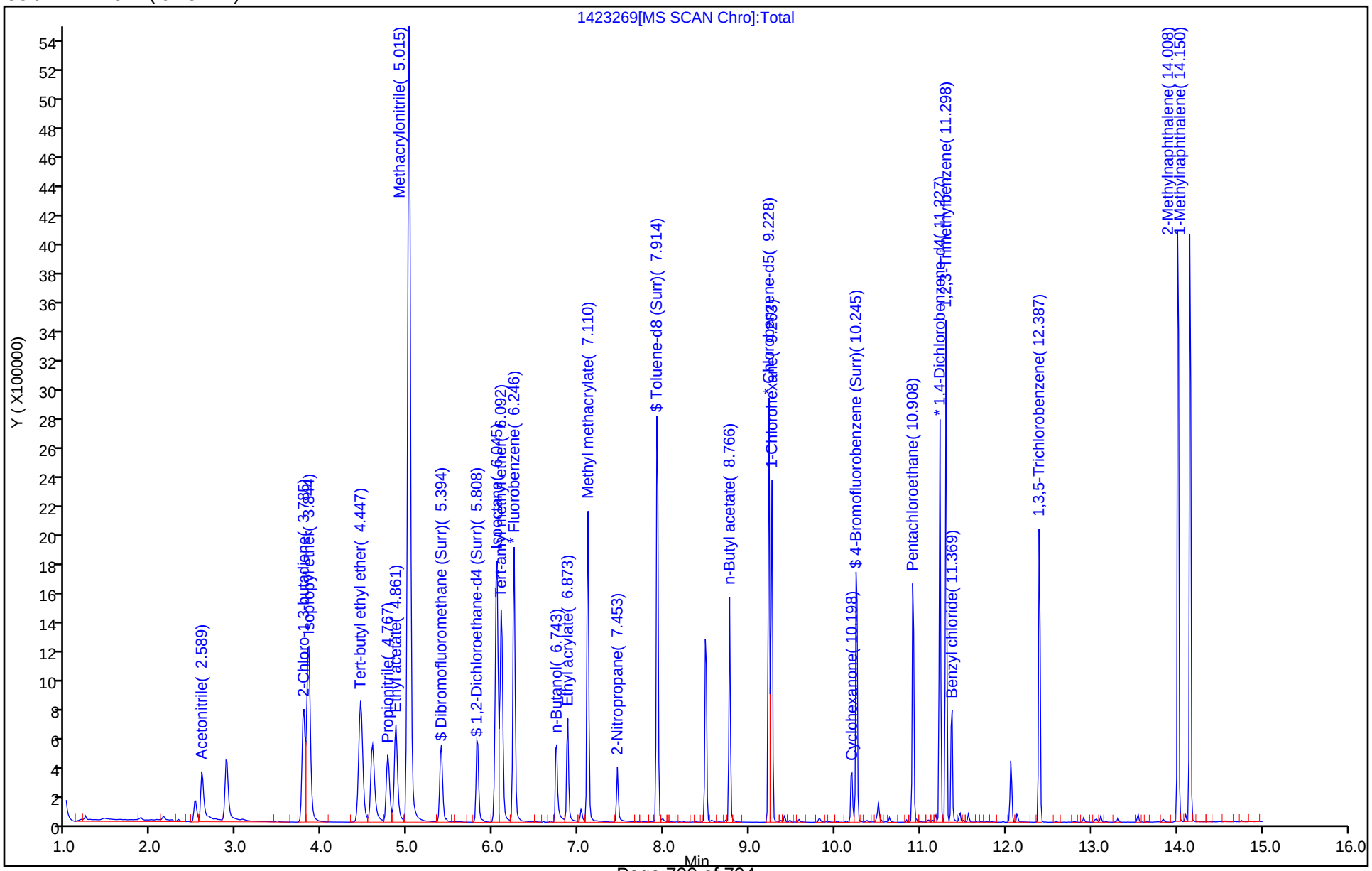

Eurofins TestAmerica, Canton
Recovery Report

Data File: \\chromna\Canton\ChromData\A3UX14\20191226-94563.b\1423269.D
Lims ID: lcs
Client ID:
Sample Type: LCS
Inject. Date: 26-Dec-2019 16:21:30 ALS Bottle#: 6 Worklist Smp#: 6
Purge Vol: 5.000 mL Dil. Factor: 1.0000
Sample Info: lcs
Misc. Info.: 240-0094563-006
Operator ID: 002808 Instrument ID: A3UX14

Method: \\chromna\Canton\ChromData\A3UX14\20191226-94563.b\8260_14.m
Limit Group: MSV 8260B ICAL
Last Update: 27-Dec-2019 09:51:57 Calib Date: 07-Nov-2019 19:26:30
Integrator: RTE ID Type: Deconvolution ID
Quant Method: Internal Standard Quant By: Initial Calibration
Last ICal File: \\chromna\Canton\ChromData\A3UX14\20191107-92918.b\1422636.D

Column 1 : DB-624 (0.18 mm) Det: MS SCAN
Process Host: CTX0325

First Level Reviewer: macenczaks Date: 26-Dec-2019 17:03:17

Compound	Amount Added	Amount Recovered	% Rec.
$ 4 Dibromofluoromethane (Surr)	50.0	44.2	88.34
$ 5 1,2-Dichloroethane-d4 (Surr)	50.0	38.8	77.67
$ 6 Toluene-d8 (Surr)	50.0	45.4	90.72
$ 7 4-Bromofluorobenzene (Surr)	50.0	45.6	91.28

FORM I
GC/MS VOA ORGANICS ANALYSIS DATA SHEET

Lab Name: Eurofins TestAmerica, Canton Job No.: 240-123986-1

SDG No.:

Client Sample ID: Lab Sample ID: LCS 240-417546/6

Matrix: Solid Lab File ID: UX88058.D

Analysis Method: 8260B Date Collected:

Sample wt/vol: 5(g) Date Analyzed: 12/28/2019 07:30

Soil Aliquot Vol: Dilution Factor: 1

Soil Extract Vol.: GC Column: DB-624 ID: 0.18(mm)

% Moisture: Level: (low/med) Low

Analysis Batch No.: 417546 Units: ug/Kg

CAS NO.	COMPOUND NAME	RESULT	Q	RL	MDL
630-20-6	1,1,1,2-Tetrachloroethane	25.4		5.0	3.0
563-58-6	1,1-Dichloropropene	23.0		5.0	0.99
75-34-3	1,1-Dichloroethane	23.5		5.0	0.69
87-61-6	1,2,3-Trichlorobenzene	25.4		5.0	0.57
96-18-4	1,2,3-Trichloropropane	24.9		5.0	1.6
107-06-2	1,2-Dichloroethane	22.3		5.0	0.77
75-35-4	1,1-Dichloroethene	25.5		5.0	0.90
78-87-5	1,2-Dichloropropane	24.6		5.0	0.85
95-63-6	1,2,4-Trimethylbenzene	25.0		5.0	1.0
591-78-6	2-Hexanone	51.4		20	4.1
79-34-5	1,1,2,2-Tetrachloroethane	24.3		5.0	1.4
67-64-1	Acetone	48.6		25	21
71-43-2	Benzene	23.5		5.0	0.70
75-25-2	Bromoform	23.8		5.0	2.4
74-83-9	Bromomethane	23.3		5.0	0.99
75-15-0	Carbon disulfide	24.9		5.0	1.2
56-23-5	Carbon tetrachloride	23.6		5.0	3.3
71-55-6	1,1,1-Trichloroethane	24.5		5.0	0.82
108-90-7	Chlorobenzene	23.9		5.0	0.92
142-28-9	1,3-Dichloropropane	23.7		5.0	0.99
75-00-3	Chloroethane	23.4		5.0	1.2
96-12-8	1,2-Dibromo-3-Chloropropane	23.5		10	3.6
67-66-3	Chloroform	23.3		5.0	0.79
74-87-3	Chloromethane	19.4		5.0	1.0
156-59-2	cis-1,2-Dichloroethene	24.3		5.0	0.65
10061-01-5	cis-1,3-Dichloropropene	24.7		5.0	1.4
75-27-4	Bromodichloromethane	24.1		5.0	0.68
76-13-1	1,1,2-Trichlorotrifluoroethane	24.5		5.0	1.3
75-71-8	Dichlorodifluoromethane	17.0		5.0	0.94
120-82-1	1,2,4-Trichlorobenzene	21.4		5.0	0.57
100-41-4	Ethylbenzene	26.1		5.0	1.0
106-93-4	1,2-Dibromoethane	25.2		5.0	0.77
594-20-7	2,2-Dichloropropane	23.1		5.0	1.2
95-50-1	1,2-Dichlorobenzene	23.0		5.0	1.1
541-73-1	1,3-Dichlorobenzene	23.0		5.0	0.82
106-46-7	1,4-Dichlorobenzene	23.3		5.0	0.88

FORM I
GC/MS VOA ORGANICS ANALYSIS DATA SHEET

Lab Name: Eurofins TestAmerica, Canton Job No.: 240-123986-1

SDG No.:

Client Sample ID: Lab Sample ID: LCS 240-417546/6

Matrix: Solid Lab File ID: UX88058.D

Analysis Method: 8260B Date Collected:

Sample wt/vol: 5(g) Date Analyzed: 12/28/2019 07:30

Soil Aliquot Vol: Dilution Factor: 1

Soil Extract Vol.: GC Column: DB-624 ID: 0.18(mm)

% Moisture: Level: (low/med) Low

Analysis Batch No.: 417546 Units: ug/Kg

CAS NO.	COMPOUND NAME	RESULT	Q	RL	MDL
110-75-8	2-Chloroethyl vinyl ether	17.8	J	50	8.9
98-82-8	Isopropylbenzene	25.7		5.0	0.83
95-49-8	2-Chlorotoluene	24.3		5.0	0.95
78-93-3	2-Butanone (MEK)	50.8		20	3.6
108-10-1	4-Methyl-2-pentanone (MIBK)	48.3		20	3.7
108-86-1	Bromobenzene	23.3		5.0	1.2
1634-04-4	Methyl tert-butyl ether	23.2		5.0	0.82
74-97-5	Bromochloromethane	23.8		5.0	0.59
75-09-2	Methylene Chloride	23.4	J	25	12
106-43-4	4-Chlorotoluene	24.7		5.0	0.86
100-42-5	Styrene	25.5		5.0	1.2
99-87-6	4-Isopropyltoluene	25.2		5.0	2.9
127-18-4	Tetrachloroethene	24.4		5.0	0.73
87-68-3	Hexachlorobutadiene	27.5		5.0	3.7
108-88-3	Toluene	25.1		5.0	0.77
74-95-3	Dibromomethane	25.2		5.0	0.67
156-60-5	trans-1,2-Dichloroethene	25.1		5.0	0.47
91-20-3	Naphthalene	19.5		5.0	2.7
10061-02-6	trans-1,3-Dichloropropene	22.6		5.0	1.0
104-51-8	n-Butylbenzene	23.8		5.0	3.5
79-01-6	Trichloroethene	24.2		5.0	0.63
103-65-1	N-Propylbenzene	25.2		5.0	0.73
75-69-4	Trichlorofluoromethane	22.4		5.0	1.1
135-98-8	sec-Butylbenzene	24.6		5.0	0.86
75-01-4	Vinyl chloride	21.0		5.0	0.84
98-06-6	tert-Butylbenzene	24.7		5.0	0.91
108-05-4	Vinyl acetate	20.5		10	2.1
1330-20-7	Xylenes, Total	50.0		10	1.6
124-48-1	Chlorodibromomethane	26.4		5.0	2.8
75-65-0	tert-Butyl alcohol	235		200	17

FORM I
GC/MS VOA ORGANICS ANALYSIS DATA SHEET

Lab Name: Eurofins TestAmerica, Canton Job No.: 240-123986-1

SDG No.:

Client Sample ID: Lab Sample ID: LCS 240-417546/6

Matrix: Solid Lab File ID: UX88058.D

Analysis Method: 8260B Date Collected:

Sample wt/vol: 5(g) Date Analyzed: 12/28/2019 07:30

Soil Aliquot Vol: Dilution Factor: 1

Soil Extract Vol.: GC Column: DB-624 ID: 0.18(mm)

% Moisture: Level: (low/med) Low

Analysis Batch No.: 417546 Units: ug/Kg

CAS NO.	SURROGATE	%REC	Q	LIMITS
17060-07-0	1,2-Dichloroethane-d4 (Surr)	78		59-120
460-00-4	4-Bromofluorobenzene (Surr)	104		51-127
2037-26-5	Toluene-d8 (Surr)	91		64-124
1868-53-7	Dibromofluoromethane (Surr)	78		56-122

Eurofins TestAmerica, Canton
Target Compound Quantitation Report

Data File: \\chromna\Canton\ChromData\A3UX8\20191228-94619.b\UX88058.D
Lims ID: LCS
Client ID:
Sample Type: LCS
Inject. Date: 28-Dec-2019 07:30:30 ALS Bottle#: 4 Worklist Smp#: 6
Purge Vol: 5.000 mL Dil. Factor: 1.0000
Sample Info: 240-0094619-006
Operator ID: 402279 Instrument ID: A3UX8

Method: \\chromna\Canton\ChromData\A3UX8\20191228-94619.b\8260_8.m
Limit Group: MSV 8260B ICAL
Last Update: 30-Dec-2019 06:52:47 Calib Date: 04-Nov-2019 05:00:30
Integrator: RTE ID Type: Deconvolution ID
Quant Method: Internal Standard Quant By: Initial Calibration
Last ICal File: \\chromna\Canton\ChromData\A3UX8\20191104-92755.b\UX87328.D

Column 1 : DB-624 (0.18 mm) Det: MS SCAN
Process Host: CTX0320

First Level Reviewer: latat Date: 28-Dec-2019 08:26:37

Compound	Sig	RT (min.)	Exp RT (min.)	Dlt RT (min.)	Q	Response	Cal Amt ug/l	OnCol Amt ug/l	Flags
* 1 Fluorobenzene	96	5.086	5.077	0.009	100	758755	50.0	50.0	
* 2 Chlorobenzene-d5	117	7.595	7.597	-0.002	98	500966	50.0	50.0	
* 3 1,4-Dichlorobenzene-d4	152	9.784	9.786	-0.002	99	262802	50.0	50.0	
$ 4 Dibromofluoromethane (Surr	113	4.554	4.556	-0.002	93	142103	50.0	39.0	
$ 5 1,2-Dichloroethane-d4 (Sur	65	4.814	4.817	-0.003	96	147390	50.0	39.2	
$ 6 Toluene-d8 (Surr)	98	6.341	6.343	-0.002	94	683298	50.0	45.3	
$ 7 4-Bromofluorobenzene (Surr	95	8.672	8.674	-0.002	87	248035	50.0	52.1	
9 Dichlorodifluoromethane	85	1.548	1.551	-0.003	100	92705	25.0	17.0	
10 Chloromethane	50	1.726	1.728	-0.002	99	126938	25.0	19.4	
11 Vinyl chloride	62	1.844	1.835	0.009	99	99859	25.0	21.0	
12 Butadiene	54	1.868	1.870	-0.002	0	112730	25.0	20.0	
13 Bromomethane	94	2.140	2.142	-0.002	90	60824	25.0	23.3	
14 Chloroethane	64	2.235	2.225	0.010	99	63350	25.0	23.4	
15 Dichlorofluoromethane	67	2.400	2.403	-0.003	99	143315	25.0	24.2	
16 Trichlorofluoromethane	101	2.459	2.450	0.009	99	127378	25.0	22.4	
17 Ethyl ether	59	2.696	2.687	0.009	96	74403	25.0	21.6	
18 Acrolein	56	2.791	2.781	0.010	98	35974	125.0	69.9	
19 1,1-Dichloroethene	96	2.874	2.876	-0.002	98	103554	25.0	25.5	
20 1,1,2-Trichloro-1,2,2-trif	151	2.885	2.888	-0.003	95	83216	25.0	24.5	
21 Acetone	43	2.909	2.912	-0.003	99	47806	50.0	48.6	
23 Iodomethane	142	2.992	2.994	-0.002	97	161059	25.0	23.4	
24 Carbon disulfide	76	3.051	3.054	-0.003	100	302556	25.0	24.9	
26 3-Chloro-1-propene	76	3.158	3.160	-0.002	90	59763	25.0	25.2	
27 Methyl acetate	43	3.169	3.172	-0.003	100	115626	50.0	46.0	
28 Methylene Chloride	84	3.240	3.243	-0.003	98	104961	25.0	23.4	
29 2-Methyl-2-propanol	59	3.335	3.338	-0.003	91	54425	250.0	235.3	
30 Acrylonitrile	53	3.430	3.420	0.010	99	262464	250.0	229.8	
31 trans-1,2-Dichloroethene	96	3.465	3.456	0.009	97	116502	25.0	25.1	
32 Methyl tert-butyl ether	73	3.465	3.468	-0.003	97	200137	25.0	23.2	
33 Hexane	86	3.666	3.669	-0.003	96	34542	25.0	26.0	
34 1,1-Dichloroethane	63	3.773	3.775	-0.002	97	199289	25.0	23.5	
35 Vinyl acetate	43	3.796	3.799	-0.003	97	136861	25.0	20.5	

Compound	Sig	RT (min.)	Exp RT (min.)	Dlt RT (min.)	Q	Response	Cal Amt ug/l	OnCol Amt ug/l	Flags
39 cis-1,2-Dichloroethene	96	4.211	4.201	0.010	85	119674	25.0	24.3	
40 2-Butanone (MEK)	43	4.211	4.213	-0.002	54	74742	50.0	50.8	
41 2,2-Dichloropropane	77	4.211	4.213	-0.002	87	123811	25.0	23.1	
45 Chlorobromomethane	128	4.388	4.391	-0.003	92	45761	25.0	23.8	
46 Tetrahydrofuran	42	4.435	4.438	-0.003	49	42711	50.0	45.1	
47 Chloroform	83	4.435	4.438	-0.003	96	177247	25.0	23.3	
48 1,1,1-Trichloroethane	97	4.601	4.592	0.009	98	151617	25.0	24.5	
49 Cyclohexane	56	4.648	4.651	-0.003	95	246157	25.0	24.9	
50 1,1-Dichloropropene	75	4.719	4.722	-0.003	94	148464	25.0	23.0	
51 Carbon tetrachloride	117	4.731	4.734	-0.003	97	127292	25.0	23.6	
52 Isobutyl alcohol	41	4.755	4.757	-0.002	95	66917	625.0	619.6	
53 1,2-Dichloroethane	62	4.873	4.876	-0.003	54	117930	25.0	22.3	
54 Benzene	78	4.873	4.876	-0.003	98	447108	25.0	23.5	
56 n-Heptane	100	5.063	5.065	-0.002	99	35379	25.0	25.8	
58 Trichloroethene	130	5.370	5.373	-0.003	97	115405	25.0	24.2	
60 Methylcyclohexane	83	5.536	5.538	-0.002	95	219689	25.0	25.2	
61 1,2-Dichloropropane	63	5.536	5.538	-0.002	95	104555	25.0	24.6	
63 Dibromomethane	93	5.631	5.633	-0.002	95	43277	25.0	25.2	
64 1,4-Dioxane	88	5.642	5.645	-0.003	93	12653	500.0	482.2	
65 Dichlorobromomethane	83	5.749	5.751	-0.002	98	105727	25.0	24.1	
67 2-Chloroethyl vinyl ether	63	5.974	5.976	-0.002	90	18948	25.0	17.8	
68 cis-1,3-Dichloropropene	75	6.104	6.106	-0.002	91	119029	25.0	24.7	
69 4-Methyl-2-pentanone (MIBK	43	6.222	6.225	-0.003	98	140894	50.0	48.3	
70 Toluene	91	6.400	6.402	-0.002	97	452357	25.0	25.1	
71 trans-1,3-Dichloropropene	75	6.565	6.556	0.009	97	84739	25.0	22.6	
72 Ethyl methacrylate	69	6.625	6.627	-0.003	95	80802	25.0	26.4	
73 1,1,2-Trichloroethane	97	6.719	6.722	-0.003	93	65285	25.0	24.9	
75 Tetrachloroethene	164	6.873	6.876	-0.003	98	87180	25.0	24.4	
74 1,3-Dichloropropane	76	6.873	6.876	-0.003	97	110810	25.0	23.7	
76 2-Hexanone	43	6.932	6.923	0.009	99	94556	50.0	51.4	
78 Chlorodibromomethane	129	7.074	7.077	-0.003	91	61416	25.0	26.4	
80 Ethylene Dibromide	107	7.181	7.183	-0.002	98	58470	25.0	25.2	
82 Chlorobenzene	112	7.618	7.621	-0.003	93	268009	25.0	23.9	
83 1,1,1,2-Tetrachloroethane	131	7.689	7.692	-0.003	95	84614	25.0	25.4	
84 Ethylbenzene	106	7.713	7.716	-0.003	99	157524	25.0	26.1	
85 m-Xylene & p-Xylene	106	7.820	7.822	-0.002	99	188773	25.0	24.7	
86 o-Xylene	106	8.186	8.189	-0.003	90	184966	25.0	25.3	
87 Styrene	104	8.198	8.189	0.009	91	283370	25.0	25.5	
88 Bromoform	173	8.376	8.366	0.010	97	28986	25.0	23.8	
89 Isopropylbenzene	105	8.530	8.532	-0.002	96	506287	25.0	25.7	
92 1,1,2,2-Tetrachloroethane	83	8.778	8.781	-0.003	96	71660	25.0	24.3	
93 Bromobenzene	156	8.825	8.828	-0.003	97	104915	25.0	23.3	
95 trans-1,4-Dichloro-2-buten	53	8.837	8.840	-0.003	72	22562	25.0	23.7	
94 1,2,3-Trichloropropane	110	8.837	8.840	-0.003	87	23101	25.0	24.9	
96 N-Propylbenzene	120	8.920	8.911	0.009	99	142495	25.0	25.2	
97 2-Chlorotoluene	126	9.003	9.005	-0.002	96	114411	25.0	24.3	
98 1,3,5-Trimethylbenzene	105	9.086	9.076	0.010	94	421151	25.0	25.0	
99 4-Chlorotoluene	126	9.109	9.100	0.009	98	119751	25.0	24.7	
100 tert-Butylbenzene	119	9.405	9.396	0.009	92	379895	25.0	24.7	
102 1,2,4-Trimethylbenzene	105	9.441	9.443	-0.002	98	426976	25.0	25.0	
103 sec-Butylbenzene	105	9.606	9.609	-0.003	94	562693	25.0	24.6	
104 1,3-Dichlorobenzene	146	9.725	9.727	-0.002	98	223252	25.0	23.0	

Compound	Sig	RT (min.)	Exp RT (min.)	Dlt RT (min.)	Q	Response	Cal Amt ug/l	OnCol Amt ug/l	Flags
105 4-Isopropyltoluene	119	9.748	9.751	-0.003	97	472369	25.0	25.2	
106 1,4-Dichlorobenzene	146	9.808	9.810	-0.002	95	220839	25.0	23.3	
109 n-Butylbenzene	91	10.151	10.153	-0.002	97	410244	25.0	23.8	
110 1,2-Dichlorobenzene	146	10.174	10.177	-0.003	97	200724	25.0	23.0	
111 1,2-Dibromo-3-Chloropropan	157	10.932	10.934	-0.002	88	8976	25.0	23.5	
113 1,2,4-Trichlorobenzene	180	11.760	11.762	-0.002	95	112306	25.0	21.4	
114 Hexachlorobutadiene	225	11.937	11.940	-0.003	98	66536	25.0	27.5	
115 Naphthalene	128	12.008	12.011	-0.003	97	197444	25.0	19.5	
116 1,2,3-Trichlorobenzene	180	12.257	12.259	-0.002	96	102528	25.0	25.4	
S 128 Xylenes, Total	106				0		50.0	50.0	
S 129 Trihalomethanes, Total	1				0		100.0	97.6	
S 157 Total BTEX	1				0		125.0	124.7	

Reagents:

VMFASPW_00330	Amount Added:	2.50	Units: uL	
VMFASAW_00310	Amount Added:	2.50	Units: uL	
VMFASGW_00340	Amount Added:	2.50	Units: uL	
vm40ml_vials_00014	Amount Added:	0.00	Units:	Run Reagent
VMUX8SS_00032	Amount Added:	1.15	Units: uL	Run Reagent
vmDist_H2o_00161	Amount Added:	0.00	Units:	Run Reagent
VM568718_00017	Amount Added:	1.00	Units: uL	Run Reagent

Report Date: 30-Dec-2019 06:52:55 Chrom Revision: 2.3 15-Dec-2019 06:20:02

Eurofins TestAmerica, Canton

Data File: \\chromna\Canton\ChromData\A3UX8\20191228-94619.b\UX88058.D

Injection Date:	28-Dec-2019 07:30:30	Instrument ID:	A3UX8	Operator ID:	402279
Lims ID:	LCS			Worklist Smp#:	6
Client ID:					
Purge Vol:	5.000 mL	Dil. Factor:	1.0000	ALS Bottle#:	4
Method:	8260_8	Limit Group:	MSV 8260B ICAL		

Column: DB-624 (0.18 mm)

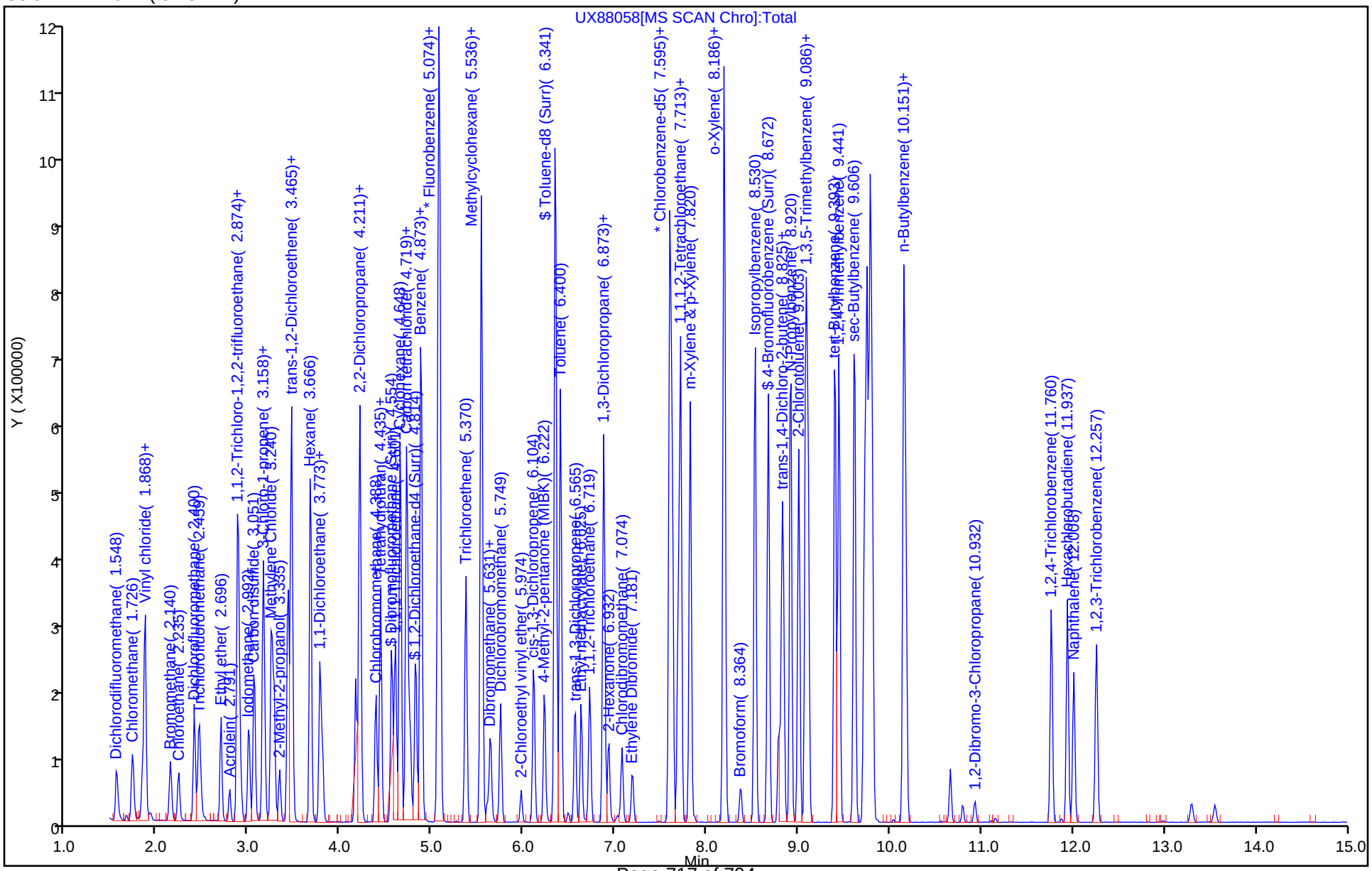

Eurofins TestAmerica, Canton
Recovery Report

Data File: \\chromna\Canton\ChromData\A3UX8\20191228-94619.b\UX88058.D
Lims ID: LCS
Client ID:
Sample Type: LCS
Inject. Date: 28-Dec-2019 07:30:30 ALS Bottle#: 4 Worklist Smp#: 6
Purge Vol: 5.000 mL Dil. Factor: 1.0000
Sample Info: 240-0094619-006
Operator ID: 402279 Instrument ID: A3UX8

Method: \\chromna\Canton\ChromData\A3UX8\20191228-94619.b\8260_8.m
Limit Group: MSV 8260B ICAL
Last Update: 30-Dec-2019 06:52:47 Calib Date: 04-Nov-2019 05:00:30
Integrator: RTE ID Type: Deconvolution ID
Quant Method: Internal Standard Quant By: Initial Calibration
Last ICal File: \\chromna\Canton\ChromData\A3UX8\20191104-92755.b\UX87328.D

Column 1 : DB-624 (0.18 mm) Det: MS SCAN
Process Host: CTX0320

First Level Reviewer: latat Date: 28-Dec-2019 08:26:37

Compound	Amount Added	Amount Recovered	% Rec.
$ 4 Dibromofluoromethane (Surr)	50.0	39.0	78.01
$ 5 1,2-Dichloroethane-d4 (Surr)	50.0	39.2	78.45
$ 6 Toluene-d8 (Surr)	50.0	45.3	90.52
$ 7 4-Bromofluorobenzene (Surr)	50.0	52.1	104.17

FORM I
GC/MS VOA ORGANICS ANALYSIS DATA SHEET

Lab Name: Eurofins TestAmerica, Canton Job No.: 240-123986-1

SDG No.:

Client Sample ID: E-SB-1795-2-3 MS Lab Sample ID: 240-123986-4 MS

Matrix: Solid Lab File ID: 1423294.D

Analysis Method: 8260B Date Collected: 12/16/2019 14:20

Sample wt/vol: 5.1477(g) Date Analyzed: 12/27/2019 01:37

Soil Aliquot Vol: Dilution Factor: 1

Soil Extract Vol.: GC Column: DB-624 ID: 0.18(mm)

% Moisture: 15.5 Level: (low/med) Low

Analysis Batch No.: 417294 Units: ug/Kg

CAS NO.	COMPOUND NAME	RESULT	Q	RL	MDL
630-20-6	1,1,1,2-Tetrachloroethane	40.4		5.7	3.4
563-58-6	1,1-Dichloropropene	39.6		5.7	1.1
75-34-3	1,1-Dichloroethane	43.4		5.7	0.80
87-61-6	1,2,3-Trichlorobenzene	17.3		5.7	0.66
96-18-4	1,2,3-Trichloropropane	47.1		5.7	1.8
107-06-2	1,2-Dichloroethane	39.4		5.7	0.89
75-35-4	1,1-Dichloroethene	42.8		5.7	1.0
526-73-8	1,2,3-Trimethylbenzene	27.7		5.7	2.1
78-87-5	1,2-Dichloropropane	44.2		5.7	0.98
95-63-6	1,2,4-Trimethylbenzene	30.2		5.7	1.2
591-78-6	2-Hexanone	66.0		23	4.7
79-34-5	1,1,2,2-Tetrachloroethane	48.0		5.7	1.6
67-64-1	Acetone	188		29	24
71-43-2	Benzene	44.5		5.7	0.80
75-25-2	Bromoform	44.8		5.7	2.8
74-83-9	Bromomethane	13.4		5.7	1.1
75-15-0	Carbon disulfide	36.9		5.7	1.3
56-23-5	Carbon tetrachloride	37.3		5.7	3.7
71-55-6	1,1,1-Trichloroethane	42.3		5.7	0.94
108-90-7	Chlorobenzene	33.9		5.7	1.1
142-28-9	1,3-Dichloropropane	41.7		5.7	1.1
75-00-3	Chloroethane	15.2		5.7	1.4
96-12-8	1,2-Dibromo-3-Chloropropane	44.9		11	4.1
67-66-3	Chloroform	44.8		5.7	0.91
74-87-3	Chloromethane	13.2		5.7	1.2
156-59-2	cis-1,2-Dichloroethene	43.1		5.7	0.75
10061-01-5	cis-1,3-Dichloropropene	35.8		5.7	1.7
75-27-4	Bromodichloromethane	45.6		5.7	0.78
76-13-1	1,1,2-Trichlorotrifluoroethane	44.1		5.7	1.5
75-71-8	Dichlorodifluoromethane	13.8		5.7	1.1
120-82-1	1,2,4-Trichlorobenzene	17.8		5.7	0.66
100-41-4	Ethylbenzene	33.7		5.7	1.2
106-93-4	1,2-Dibromoethane	40.1		5.7	0.89
594-20-7	2,2-Dichloropropane	38.8		5.7	1.4
95-50-1	1,2-Dichlorobenzene	28.2		5.7	1.3
541-73-1	1,3-Dichlorobenzene	27.5		5.7	0.94

FORM I
GC/MS VOA ORGANICS ANALYSIS DATA SHEET

Lab Name: Eurofins TestAmerica, Canton Job No.: 240-123986-1

SDG No.:

Client Sample ID: E-SB-1795-2-3 MS Lab Sample ID: 240-123986-4 MS

Matrix: Solid Lab File ID: 1423294.D

Analysis Method: 8260B Date Collected: 12/16/2019 14:20

Sample wt/vol: 5.1477(g) Date Analyzed: 12/27/2019 01:37

Soil Aliquot Vol: Dilution Factor: 1

Soil Extract Vol.: GC Column: DB-624 ID: 0.18(mm)

% Moisture: 15.5 Level: (low/med) Low

Analysis Batch No.: 417294 Units: ug/Kg

CAS NO.	COMPOUND NAME	RESULT	Q	RL	MDL
106-46-7	1,4-Dichlorobenzene	26.1		5.7	1.0
110-75-8	2-Chloroethyl vinyl ether	35.5	J	57	10
98-82-8	Isopropylbenzene	32.6		5.7	0.96
95-49-8	2-Chlorotoluene	34.6		5.7	1.1
78-93-3	2-Butanone (MEK)	66.2		23	4.1
108-10-1	4-Methyl-2-pentanone (MIBK)	79.0		23	4.3
108-86-1	Bromobenzene	37.0		5.7	1.3
1634-04-4	Methyl tert-butyl ether	45.0		5.7	0.94
74-97-5	Bromochloromethane	45.0		5.7	0.68
75-09-2	Methylene Chloride	44.2		29	14
106-43-4	4-Chlorotoluene	28.5		5.7	0.99
100-42-5	Styrene	29.2		5.7	1.3
99-87-6	4-Isopropyltoluene	26.6		5.7	3.4
127-18-4	Tetrachloroethene	58.5		5.7	0.84
87-68-3	Hexachlorobutadiene	19.3		5.7	4.3
108-88-3	Toluene	38.0		5.7	0.89
74-95-3	Dibromomethane	41.6		5.7	0.77
108-20-3	Diisopropyl ether	47.6		11	0.87
156-60-5	trans-1,2-Dichloroethene	40.6		5.7	0.53
91-20-3	Naphthalene	21.5		5.7	3.1
10061-02-6	trans-1,3-Dichloropropene	27.2		5.7	1.2
104-51-8	n-Butylbenzene	21.3		5.7	4.0
79-01-6	Trichloroethene	43.8		5.7	0.73
103-65-1	N-Propylbenzene	30.4		5.7	0.84
75-69-4	Trichlorofluoromethane	16.3		5.7	1.2
135-98-8	sec-Butylbenzene	30.3		5.7	0.99
994-05-8	Tert-amyl methyl ether	44.3		5.7	2.6
637-92-3	Ethyl tert-butyl ether	40.8		5.7	2.6
75-01-4	Vinyl chloride	14.0		5.7	0.96
98-06-6	tert-Butylbenzene	43.1		5.7	1.0
108-05-4	Vinyl acetate	2.4	U	11	2.4
1330-20-7	Xylenes, Total	65.8		11	1.8
124-48-1	Chlorodibromomethane	43.0		5.7	3.2
75-65-0	tert-Butyl alcohol	351		230	19

FORM I
GC/MS VOA ORGANICS ANALYSIS DATA SHEET

Lab Name: Eurofins TestAmerica, Canton Job No.: 240-123986-1

SDG No.:

Client Sample ID: E-SB-1795-2-3 MS Lab Sample ID: 240-123986-4 MS

Matrix: Solid Lab File ID: 1423294.D

Analysis Method: 8260B Date Collected: 12/16/2019 14:20

Sample wt/vol: 5.1477(g) Date Analyzed: 12/27/2019 01:37

Soil Aliquot Vol: Dilution Factor: 1

Soil Extract Vol.: GC Column: DB-624 ID: 0.18(mm)

% Moisture: 15.5 Level: (low/med) Low

Analysis Batch No.: 417294 Units: ug/Kg

CAS NO.	SURROGATE	%REC	Q	LIMITS
17060-07-0	1,2-Dichloroethane-d4 (Surr)	70		59-120
460-00-4	4-Bromofluorobenzene (Surr)	92		51-127
2037-26-5	Toluene-d8 (Surr)	87		64-124
1868-53-7	Dibromofluoromethane (Surr)	84		56-122

Eurofins TestAmerica, Canton
Target Compound Quantitation Report

Data File: \\chromna\Canton\ChromData\A3UX14\20191226-94563.b\1423294.D
Lims ID: 240-123986-B-4-B MS
Client ID:
Sample Type: MS
Inject. Date: 27-Dec-2019 01:37:30 ALS Bottle#: 31 Worklist Smp#: 32
Purge Vol: 5.000 mL Dil. Factor: 1.0000
Sample Info: 240-123986-b-4-b ms
Misc. Info.: 240-0094563-032
Operator ID: 002808 Instrument ID: A3UX14

Method: \\chromna\Canton\ChromData\A3UX14\20191226-94563.b\8260_14.m
Limit Group: MSV 8260B ICAL
Last Update: 27-Dec-2019 09:51:57 Calib Date: 07-Nov-2019 19:26:30
Integrator: RTE ID Type: Deconvolution ID
Quant Method: Internal Standard Quant By: Initial Calibration
Last ICal File: \\chromna\Canton\ChromData\A3UX14\20191107-92918.b\1422636.D

Column 1 : DB-624 (0.18 mm) Det: MS SCAN
Process Host: CTX0325

First Level Reviewer: macenczaks Date: 27-Dec-2019 09:40:17

Compound	Sig	RT (min.)	Exp RT (min.)	Dlt RT (min.)	Q	Response	Cal Amt ug/l	OnCol Amt ug/l	Flags
* 1 Fluorobenzene	96	6.246	6.246	0.000	99	1967719	50.0	50.0	
* 2 Chlorobenzene-d5	117	9.228	9.228	0.000	92	1476613	50.0	50.0	
* 3 1,4-Dichlorobenzene-d4	152	11.227	11.227	0.000	98	597036	50.0	50.0	
$ 4 Dibromofluoromethane (Surr	113	5.394	5.394	0.000	95	423734	50.0	41.9	
$ 5 1,2-Dichloroethane-d4 (Sur	65	5.808	5.808	0.000	93	394964	50.0	35.1	
$ 6 Toluene-d8 (Surr)	98	7.914	7.914	0.000	92	1767847	50.0	43.3	
$ 7 4-Bromofluorobenzene (Surr	95	10.245	10.245	0.000	0	530729	50.0	45.9	
9 Dichlorodifluoromethane	85	1.063	1.063	0.000	99	78742	20.0	12.0	
10 Chloromethane	50	1.205	1.193	0.012	99	176280	20.0	11.4	
11 Vinyl chloride	62	1.288	1.276	0.012	97	158623	20.0	12.2	
13 Bromomethane	94	1.525	1.513	0.011	88	88514	20.0	11.7	
15 Chloroethane	64	1.595	1.595	0.000	99	102052	20.0	13.2	
17 Trichlorofluoromethane	101	1.808	1.797	0.011	97	188406	20.0	14.2	
21 1,1-Dichloroethene	96	2.246	2.246	0.000	96	396128	50.0	37.2	
22 1,1,2-Trichloro-1,2,2-trif	151	2.294	2.282	0.012	91	265824	50.0	38.4	
24 Acetone	43	2.317	2.317	0.000	100	832623	100.0	163.4	
26 Carbon disulfide	76	2.436	2.436	0.000	99	870001	50.0	32.1	
30 Methylene Chloride	84	2.755	2.755	0.000	97	387396	50.0	38.5	
31 2-Methyl-2-propanol	59	2.980	2.980	0.000	97	395022	500.0	304.9	
32 trans-1,2-Dichloroethene	96	3.075	3.075	0.000	99	359740	50.0	35.3	
33 Methyl tert-butyl ether	73	3.122	3.110	0.012	98	1017091	50.0	39.1	
36 1,1-Dichloroethane	63	3.643	3.643	0.001	96	719048	50.0	37.8	
39 Vinyl acetate	86		3.785				ND	ND	U
38 Isopropyl ether	87	3.844	3.844	0.000	97	387503	50.0	41.4	
40 Tert-butyl ethyl ether	59	4.447	4.447	0.000	98	1177434	50.0	35.5	
41 2,2-Dichloropropane	97	4.589	4.589	0.000	87	69115	50.0	33.8	
42 cis-1,2-Dichloroethene	96	4.601	4.601	0.000	80	421570	50.0	37.5	
43 2-Butanone (MEK)	43	4.696	4.696	0.000	99	436559	100.0	57.5	
46 Chlorobromomethane	128	4.992	4.980	0.012	92	216660	50.0	39.1	
49 Chloroform	83	5.157	5.157	0.000	94	594867	50.0	39.0	
50 1,1,1-Trichloroethane	97	5.370	5.370	0.000	99	382375	50.0	36.8	

Compound	Sig	RT (min.)	Exp RT (min.)	Dlt RT (min.)	Q	Response	Cal Amt ug/l	OnCol Amt ug/l	Flags
52 Carbon tetrachloride	117	5.607	5.595	0.012	96	293041	50.0	32.5	
53 1,1-Dichloropropene	75	5.619	5.607	0.012	93	420434	50.0	34.4	
54 Benzene	78	5.867	5.867	0.000	95	1578871	50.0	38.7	
56 1,2-Dichloroethane	62	5.915	5.914	0.000	95	445720	50.0	34.3	
57 Tert-amyl methyl ether	73	6.092	6.092	0.000	98	1186937	50.0	38.6	
59 Trichloroethene	130	6.672	6.672	0.000	95	376135	50.0	38.1	
63 1,2-Dichloropropane	63	6.897	6.897	0.000	98	458815	50.0	38.4	
65 Dibromomethane	93	7.015	7.015	0.000	97	214372	50.0	36.2	
68 Dichlorobromomethane	83	7.216	7.216	0.000	98	427609	50.0	39.7	
70 2-Chloroethyl vinyl ether	63	7.559	7.559	0.000	92	234242	50.0	30.9	
71 cis-1,3-Dichloropropene	75	7.666	7.666	0.000	94	489715	50.0	31.2	
73 4-Methyl-2-pentanone (MIBK	43	7.855	7.855	0.000	97	1034418	100.0	68.7	
74 Toluene	91	7.985	7.985	0.000	98	1409505	50.0	33.0	
75 trans-1,3-Dichloropropene	75	8.210	8.210	0.000	95	327060	50.0	23.7	
78 Tetrachloroethene	164	8.494	8.482	0.012	96	402374	50.0	50.9	
79 1,3-Dichloropropane	76	8.518	8.518	0.000	93	561607	50.0	36.3	
80 2-Hexanone	43	8.624	8.624	0.000	99	584613	100.0	57.4	
82 Chlorodibromomethane	129	8.719	8.719	0.000	90	311148	50.0	37.4	
83 Ethylene Dibromide	107	8.802	8.802	0.000	98	306393	50.0	34.9	
85 Chlorobenzene	112	9.251	9.251	0.000	96	792804	50.0	29.5	
86 1,1,1,2-Tetrachloroethane	131	9.334	9.334	0.000	95	282284	50.0	35.1	
87 Ethylbenzene	106	9.370	9.358	0.012	97	418545	50.0	29.3	
88 m-Xylene & p-Xylene	106	9.464	9.464	0.000	98	484050	50.0	27.9	
89 o-Xylene	106	9.808	9.807	0.001	95	513855	50.0	29.3	
90 Styrene	104	9.819	9.819	0.000	96	777799	50.0	25.4	
91 Bromoform	173	9.961	9.961	0.000	100	186405	50.0	38.9	
92 Isopropylbenzene	105	10.127	10.127	0.000	95	1078765	50.0	28.3	
94 Bromobenzene	156	10.376	10.375	0.001	88	295652	50.0	32.2	
95 1,1,2,2-Tetrachloroethane	83	10.387	10.387	0.000	93	398954	50.0	41.8	
96 1,2,3-Trichloropropane	110	10.411	10.411	0.000	87	116715	50.0	41.0	
98 N-Propylbenzene	120	10.482	10.482	0.000	98	265871	50.0	26.5	
99 2-Chlorotoluene	126	10.541	10.541	0.000	98	257198	50.0	30.1	
101 4-Chlorotoluene	126	10.636	10.636	0.000	94	238755	50.0	24.8	
103 tert-Butylbenzene	119	10.908	10.908	0.000	94	859273	50.0	37.5	
105 1,2,4-Trimethylbenzene	105	10.943	10.943	0.000	96	726154	50.0	26.3	
107 sec-Butylbenzene	105	11.097	11.097	0.000	92	874201	50.0	26.3	
108 1,3-Dichlorobenzene	146	11.168	11.168	0.000	98	397499	50.0	23.9	
109 4-Isopropyltoluene	119	11.216	11.216	0.000	97	693369	50.0	23.1	
110 1,4-Dichlorobenzene	146	11.251	11.251	0.000	97	395431	50.0	22.7	
111 1,2,3-Trimethylbenzene	105	11.298	11.298	0.000	97	791739	50.0	24.1	
113 n-Butylbenzene	91	11.559	11.559	0.000	98	493141	50.0	18.6	
114 1,2-Dichlorobenzene	146	11.559	11.559	0.000	99	410814	50.0	24.5	
115 1,2-Dibromo-3-Chloropropan	157	12.210	12.210	0.000	93	63606	50.0	39.1	
117 1,2,4-Trichlorobenzene	180	12.908	12.908	0.000	93	164096	50.0	15.4	
118 Hexachlorobutadiene	225	13.062	13.062	0.000	95	71462	50.0	16.8	
119 Naphthalene	128	13.109	13.109	0.000	96	559383	50.0	18.7	
120 1,2,3-Trichlorobenzene	180	13.310	13.310	0.000	95	154124	50.0	15.1	
S 134 Xylenes, Total	106				0		100.0	57.2	

QC Flag Legend

Processing Flags

ND - Not Detected or Marked ND

Review Flags

U - Marked Undetected

Reagents:

VMFASA9W_00259	Amount Added:	5.00	Units: uL	
VMFASPW_00330	Amount Added:	5.00	Units: uL	
VMFASAW_00309	Amount Added:	5.00	Units: uL	
VMFASGW_00340	Amount Added:	2.00	Units: uL	
VM250SS_00056	Amount Added:	1.00	Units: uL	Run Reagent
vm40ml_vials_00014	Amount Added:	0.00	Units:	Run Reagent
vmDist_H2o_00160	Amount Added:	0.00	Units:	Run Reagent
VM568718_00017	Amount Added:	1.00	Units: uL	Run Reagent

Report Date: 27-Dec-2019 09:52:50 Chrom Revision: 2.3 15-Dec-2019 06:20:02

Eurofins TestAmerica, Canton

Data File: \\chromna\Canton\ChromData\A3UX14\20191226-94563.b\1423294.D

Injection Date:	27-Dec-2019 01:37:30	Instrument ID:	A3UX14	Operator ID:	002808
Lims ID:	240-123986-B-4-B MS			Worklist Smp#:	32
Client ID:					
Purge Vol:	5.000 mL	Dil. Factor:	1.0000	ALS Bottle#:	31
Method:	8260_14	Limit Group:	MSV 8260B ICAL		

Column: DB-624 (0.18 mm)

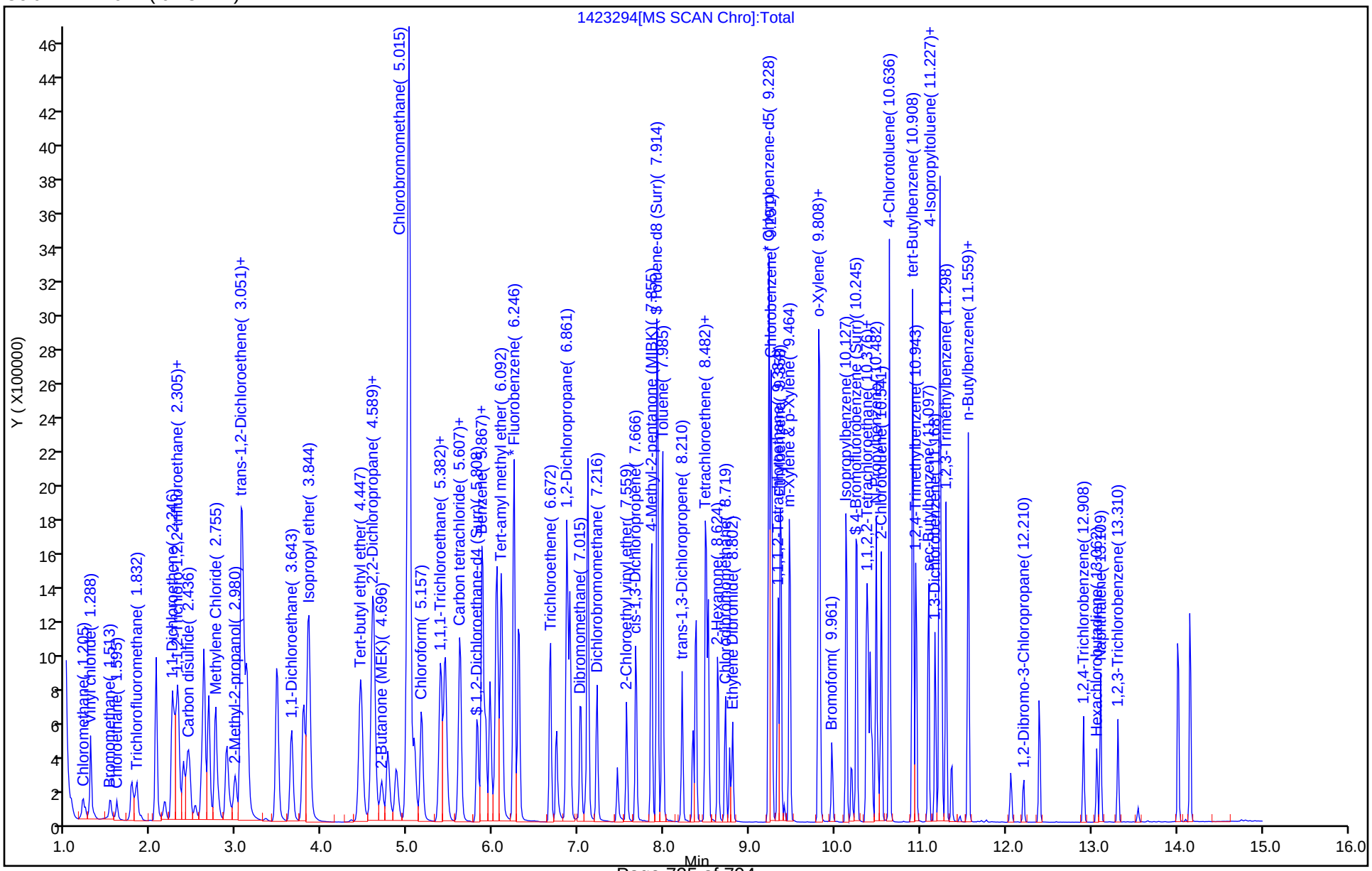

Eurofins TestAmerica, Canton
Recovery Report

Data File: \\chromna\Canton\ChromData\A3UX14\20191226-94563.b\1423294.D
Lims ID: 240-123986-B-4-B MS
Client ID:
Sample Type: MS
Inject. Date: 27-Dec-2019 01:37:30 ALS Bottle#: 31 Worklist Smp#: 32
Purge Vol: 5.000 mL Dil. Factor: 1.0000
Sample Info: 240-123986-b-4-b ms
Misc. Info.: 240-0094563-032
Operator ID: 002808 Instrument ID: A3UX14

Method: \\chromna\Canton\ChromData\A3UX14\20191226-94563.b\8260_14.m
Limit Group: MSV 8260B ICAL
Last Update: 27-Dec-2019 09:51:57 Calib Date: 07-Nov-2019 19:26:30
Integrator: RTE ID Type: Deconvolution ID
Quant Method: Internal Standard Quant By: Initial Calibration
Last ICal File: \\chromna\Canton\ChromData\A3UX14\20191107-92918.b\1422636.D

Column 1 : DB-624 (0.18 mm) Det: MS SCAN
Process Host: CTX0325

First Level Reviewer: macenczaks Date: 27-Dec-2019 09:40:17

Compound	Amount Added	Amount Recovered	% Rec.
$ 4 Dibromofluoromethane (Surr)	50.0	41.9	83.88
$ 5 1,2-Dichloroethane-d4 (Surr)	50.0	35.1	70.20
$ 6 Toluene-d8 (Surr)	50.0	43.3	86.60
$ 7 4-Bromofluorobenzene (Surr)	50.0	45.9	91.84

User Disabled Compound Report

Eurofins TestAmerica, Canton

Data File:	\\chromna\Canton\ChromData\A3UX14\20191226-94563.b\1423294.D				
Injection Date:	27-Dec-2019 01:37:30	Instrument ID:	A3UX14		
Lims ID:	240-123986-B-4-B MS				
Client ID:					
Operator ID:	002808	ALS Bottle#:	31	Worklist Smp#:	32
Purge Vol:	5.000 mL	Dil. Factor:	1.0000		
Method:	8260_14	Limit Group:	MSV 8260B ICAL		
Column:	DB-624 (0.18 mm)	Detector	MS SCAN		

39 Vinyl acetate, CAS: 108-05-4

Processing Results

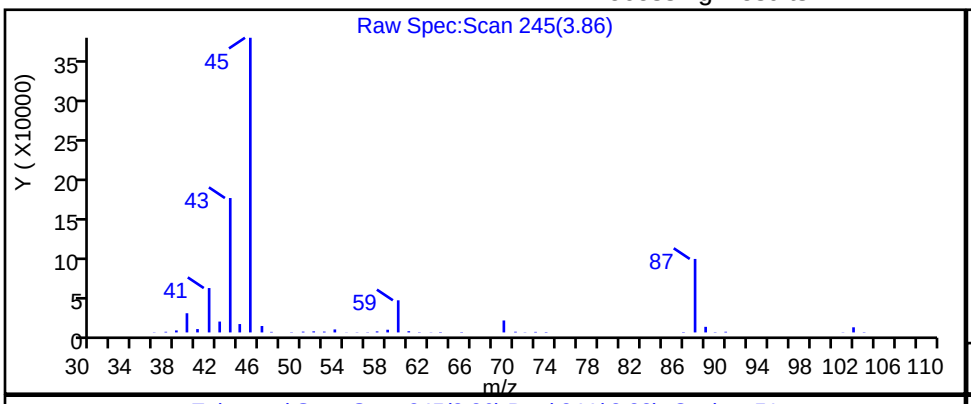

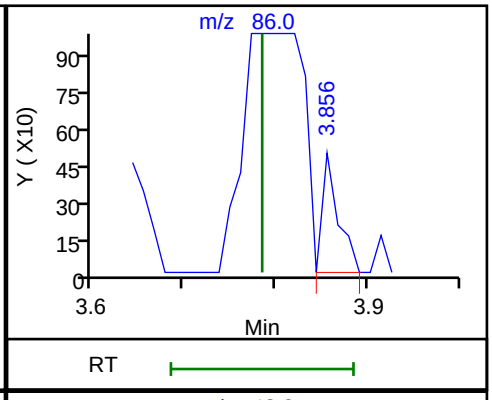

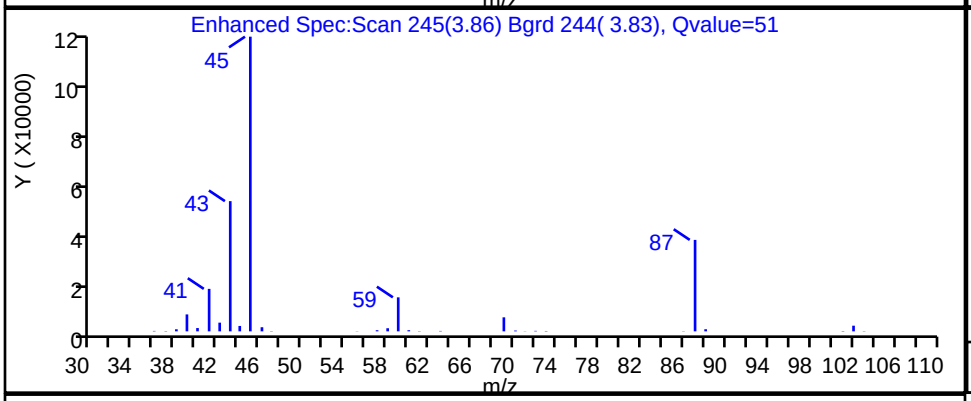

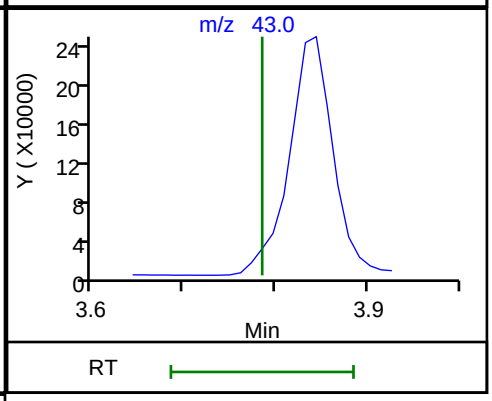

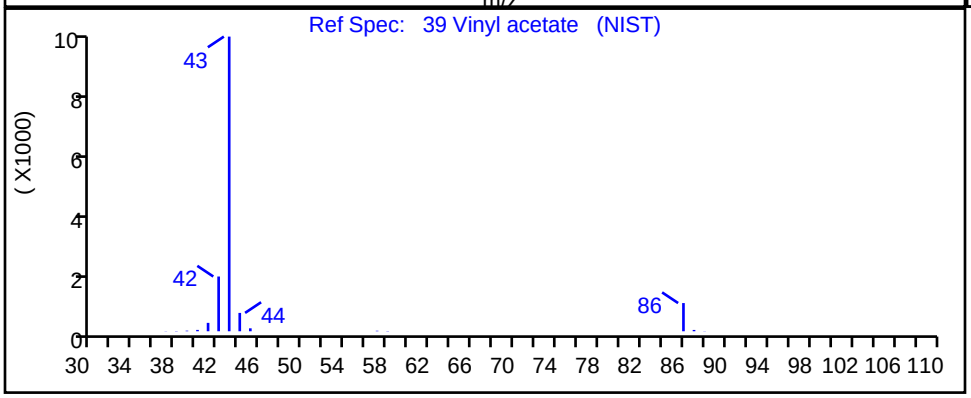

RT	Mass	Response	Amount
3.86	86.00	593	0.264603
3.84	43.00	818584	

Reviewer: macenczaks, 27-Dec-2019 09:39:58

Audit Action: Marked Compound Undetected Audit Reason: Invalid Compound ID

FORM I
GC/MS VOA ORGANICS ANALYSIS DATA SHEET

Lab Name: Eurofins TestAmerica, Canton Job No.: 240-123986-1

SDG No.:

Client Sample ID: Lab Sample ID: 240-123869-C-5 MS

Matrix: Water Lab File ID: 181747.D

Analysis Method: 8260B Date Collected:

Sample wt/vol: 5(mL) Date Analyzed: 12/26/2019 18:38

Soil Aliquot Vol: Dilution Factor: 1

Soil Extract Vol.: GC Column: DB-624 ID: 0.18(mm)

% Moisture: Level: (low/med) Low

Analysis Batch No.: 417275 Units: ug/L

CAS NO.	COMPOUND NAME	RESULT	Q	RL	MDL
75-34-3	1,1-Dichloroethane	41.1		1.0	0.17
107-06-2	1,2-Dichloroethane	46.9		1.0	0.21
75-35-4	1,1-Dichloroethene	41.4		1.0	0.19
78-87-5	1,2-Dichloropropane	44.8		1.0	0.15
591-78-6	2-Hexanone	96.1		10	0.54
79-34-5	1,1,2,2-Tetrachloroethane	48.2		1.0	0.13
67-64-1	Acetone	92.4		10	5.4
71-43-2	Benzene	42.7		1.0	0.13
75-25-2	Bromoform	46.6		1.0	0.76
74-83-9	Bromomethane	12.8		1.0	0.42
75-15-0	Carbon disulfide	38.5		1.0	0.28
56-23-5	Carbon tetrachloride	35.2		1.0	0.26
71-55-6	1,1,1-Trichloroethane	36.5		1.0	0.24
108-90-7	Chlorobenzene	45.3		1.0	0.14
75-00-3	Chloroethane	14.4		1.0	0.83
96-12-8	1,2-Dibromo-3-Chloropropane	43.8		2.0	0.91
67-66-3	Chloroform	42.7		1.0	0.13
74-87-3	Chloromethane	9.48		1.0	0.20
156-59-2	cis-1,2-Dichloroethene	44.5		1.0	0.16
10061-01-5	cis-1,3-Dichloropropene	42.7		1.0	0.61
75-27-4	Bromodichloromethane	44.2		1.0	0.17
76-13-1	1,1,2-Trichlorotrifluoroethane	38.3		1.0	0.41
75-71-8	Dichlorodifluoromethane	11.2		1.0	0.35
120-82-1	1,2,4-Trichlorobenzene	41.4		1.0	0.26
100-41-4	Ethylbenzene	42.1		1.0	0.11
106-93-4	1,2-Dibromoethane	52.3		1.0	0.12
95-50-1	1,2-Dichlorobenzene	42.7		1.0	0.15
541-73-1	1,3-Dichlorobenzene	40.7		1.0	0.15
106-46-7	1,4-Dichlorobenzene	41.3		1.0	0.16
98-82-8	Isopropylbenzene	41.5		1.0	0.090
78-93-3	2-Butanone (MEK)	92.3		10	1.2
108-10-1	4-Methyl-2-pentanone (MIBK)	96.4		10	0.42
1634-04-4	Methyl tert-butyl ether	39.7		1.0	0.070
75-09-2	Methylene Chloride	44.0		5.0	2.6
100-42-5	Styrene	44.0		1.0	0.10
127-18-4	Tetrachloroethene	44.7		1.0	0.15

FORM I
GC/MS VOA ORGANICS ANALYSIS DATA SHEET

Lab Name: Eurofins TestAmerica, Canton Job No.: 240-123986-1

SDG No.:

Client Sample ID: Lab Sample ID: 240-123869-C-5 MS

Matrix: Water Lab File ID: 181747.D

Analysis Method: 8260B Date Collected:

Sample wt/vol: 5(mL) Date Analyzed: 12/26/2019 18:38

Soil Aliquot Vol: Dilution Factor: 1

Soil Extract Vol.: GC Column: DB-624 ID: 0.18(mm)

% Moisture: Level: (low/med) Low

Analysis Batch No.: 417275 Units: ug/L

CAS NO.	COMPOUND NAME	RESULT	Q	RL	MDL
108-88-3	Toluene	42.2		1.0	0.14
156-60-5	trans-1,2-Dichloroethene	43.2		1.0	0.19
10061-02-6	trans-1,3-Dichloropropene	41.6		1.0	0.67
79-01-6	Trichloroethene	42.9		1.0	0.10
75-69-4	Trichlorofluoromethane	11.6		1.0	0.45
75-01-4	Vinyl chloride	14.5		1.0	0.20
1330-20-7	Xylenes, Total	85.4		2.0	0.15
124-48-1	Chlorodibromomethane	48.1		1.0	0.39

CAS NO.	SURROGATE	%REC	Q	LIMITS
17060-07-0	1,2-Dichloroethane-d4 (Surr)	83		75-130
460-00-4	4-Bromofluorobenzene (Surr)	87		47-134
2037-26-5	Toluene-d8 (Surr)	103		69-122
1868-53-7	Dibromofluoromethane (Surr)	92		78-129

Eurofins TestAmerica, Canton
Target Compound Quantitation Report

Data File: \\chromna\Canton\ChromData\A3UX18\20191226-94559.b\181747.D
Lims ID: 240-123869-C-5 MS
Client ID:
Sample Type: MS
Inject. Date: 26-Dec-2019 18:38:30 ALS Bottle#: 16 Worklist Smp#: 17
Purge Vol: 5.000 mL Dil. Factor: 1.0000
Sample Info: 240-123869-c-5 ms
Misc. Info.: 240-0094559-017
Operator ID: 002808 Instrument ID: A3UX18

Method: \\chromna\Canton\ChromData\A3UX18\20191226-94559.b\8260_18.m
Limit Group: MSV 8260B ICAL
Last Update: 27-Dec-2019 10:27:16 Calib Date: 18-Nov-2019 16:03:30
Integrator: RTE ID Type: Deconvolution ID
Quant Method: Internal Standard Quant By: Initial Calibration
Last ICal File: \\chromna\Canton\ChromData\A3UX18\20191118-93277.b\181425.D

Column 1 : DB-624 (0.18 mm) Det: MS SCAN
Process Host: CTX0335

First Level Reviewer: macenczaks Date: 27-Dec-2019 10:01:13

Compound	Sig	RT (min.)	Exp RT (min.)	Dlt RT (min.)	Q	Response	Cal Amt ug/l	OnCol Amt ug/l	Flags
* 1 Fluorobenzene	96	6.529	6.529	0.000	100	285166	30.0	30.0	
* 2 Chlorobenzene-d5	117	9.274	9.274	0.000	97	209144	30.0	30.0	
* 3 1,4-Dichlorobenzene-d4	152	11.239	11.239	0.000	99	100307	30.0	30.0	
$ 4 Dibromofluoromethane (Surr	113	5.831	5.832	-0.001	92	61693	30.0	27.7	
$ 5 1,2-Dichloroethane-d4 (Sur	65	6.174	6.175	-0.001	98	67419	30.0	24.9	
$ 6 Toluene-d8 (Surr)	98	8.020	8.021	-0.001	94	263259	30.0	30.9	
$ 7 4-Bromofluorobenzene (Surr	95	10.268	10.269	-0.001	0	92589	30.0	26.2	
9 Dichlorodifluoromethane	85	1.311	1.312	-0.001	99	24687	20.0	11.2	
10 Chloromethane	50	1.453	1.466	-0.013	100	30236	20.0	9.48	
11 Vinyl chloride	62	1.571	1.584	-0.013	99	33450	20.0	14.5	
13 Bromomethane	94	1.879	1.880	-0.001	91	20802	20.0	12.8	
14 Chloroethane	64	1.985	1.986	-0.001	98	21396	20.0	14.4	
16 Trichlorofluoromethane	101	2.246	2.247	-0.001	100	35885	20.0	11.6	
19 1,1-Dichloroethene	96	2.814	2.814	0.000	97	78694	50.0	41.4	
20 1,1,2-Trichloro-1,2,2-trif	151	2.849	2.850	-0.001	93	53476	50.0	38.3	
21 Acetone	43	2.885	2.874	0.011	99	54070	100.0	92.4	
24 Carbon disulfide	76	3.050	3.051	-0.001	100	246601	50.0	38.5	
27 Methyl acetate	43	3.334	3.323	0.011	99	148748	100.0	89.7	
28 Methylene Chloride	84	3.441	3.442	-0.001	98	106821	50.0	44.0	
31 trans-1,2-Dichloroethene	96	3.855	3.856	-0.001	96	101258	50.0	43.2	
32 Methyl tert-butyl ether	73	3.879	3.879	0.000	100	229827	50.0	39.7	
34 1,1-Dichloroethane	63	4.482	4.483	-0.001	97	193957	50.0	41.1	
40 cis-1,2-Dichloroethene	96	5.263	5.264	-0.001	87	119809	50.0	44.5	
41 2-Butanone (MEK)	43	5.298	5.299	-0.001	99	93463	100.0	92.3	
47 Chloroform	83	5.653	5.654	-0.001	99	181298	50.0	42.7	
48 1,1,1-Trichloroethane	97	5.831	5.832	-0.001	98	128304	50.0	36.5	
49 Cyclohexane	56	5.902	5.903	-0.001	94	173098	50.0	34.1	
51 Carbon tetrachloride	117	6.020	6.021	-0.001	81	107624	50.0	35.2	
53 Benzene	78	6.233	6.234	-0.001	98	416099	50.0	42.7	
54 1,2-Dichloroethane	62	6.257	6.258	-0.001	97	169801	50.0	46.9	
58 Trichloroethene	130	6.896	6.897	-0.001	96	105113	50.0	42.9	

Compound	Sig	RT (min.)	Exp RT (min.)	Dlt RT (min.)	Q	Response	Cal Amt ug/l	OnCol Amt ug/l	Flags
60 Methylcyclohexane	83	7.085	7.086	-0.001	94	163223	50.0	37.3	
61 1,2-Dichloropropane	63	7.097	7.098	-0.001	92	122762	50.0	44.8	
66 Dichlorobromomethane	83	7.369	7.370	-0.001	98	137189	50.0	44.2	
69 cis-1,3-Dichloropropene	75	7.783	7.784	-0.001	92	168800	50.0	42.7	
70 4-Methyl-2-pentanone (MIBK	43	7.925	7.926	-0.001	98	212670	100.0	96.4	
71 Toluene	91	8.079	8.080	-0.001	98	435056	50.0	42.2	
72 trans-1,3-Dichloropropene	75	8.280	8.281	-0.001	99	138581	50.0	41.6	
74 1,1,2-Trichloroethane	97	8.434	8.435	-0.001	93	92152	50.0	50.8	
75 Tetrachloroethene	164	8.564	8.565	-0.001	95	74120	50.0	44.7	
77 2-Hexanone	43	8.659	8.660	-0.001	97	143673	100.0	96.1	
78 Chlorodibromomethane	129	8.777	8.778	-0.001	91	95204	50.0	48.1	
80 Ethylene Dibromide	107	8.860	8.861	-0.001	98	89574	50.0	52.3	
81 Chlorobenzene	112	9.298	9.299	-0.001	95	299784	50.0	45.3	
83 Ethylbenzene	106	9.393	9.394	-0.001	99	147062	50.0	42.1	
84 m-Xylene & p-Xylene	106	9.499	9.500	-0.001	99	178170	50.0	41.5	
85 o-Xylene	106	9.830	9.831	-0.001	98	183093	50.0	43.9	
86 Styrene	104	9.842	9.843	-0.001	94	315763	50.0	44.0	
87 Bromoform	173	9.996	9.985	0.011	98	47117	50.0	46.6	
88 Isopropylbenzene	105	10.150	10.151	-0.001	96	426448	50.0	41.5	
90 1,1,2,2-Tetrachloroethane	83	10.387	10.387	0.000	98	103882	50.0	48.2	
102 1,3-Dichlorobenzene	146	11.191	11.192	-0.001	98	204620	50.0	40.7	
104 1,4-Dichlorobenzene	146	11.262	11.263	-0.001	93	211136	50.0	41.3	
108 1,2-Dichlorobenzene	146	11.570	11.571	-0.001	96	201725	50.0	42.7	
109 1,2-Dibromo-3-Chloropropan	157	12.221	12.222	-0.001	78	16181	50.0	43.8	
112 1,2,4-Trichlorobenzene	180	12.931	12.920	0.011	95	130596	50.0	41.4	
S 134 Xylenes, Total	106				0		100.0	85.5	

Reagents:

VMFASPW_00330	Amount Added:	5.00	Units: uL	
VMFASAW_00309	Amount Added:	5.00	Units: uL	
VMFASGW_00340	Amount Added:	2.00	Units: uL	
vm150ss_00017	Amount Added:	1.00	Units: uL	Run Reagent
vm40ml_vials_00014	Amount Added:	0.00	Units:	Run Reagent
vm150is_00159	Amount Added:	1.00	Units: uL	Run Reagent
vmDist_H2o_00162	Amount Added:	0.00	Units:	Run Reagent

Report Date: 27-Dec-2019 10:27:34 Chrom Revision: 2.3 15-Dec-2019 06:20:02

Eurofins TestAmerica, Canton

Data File: \\chromna\Canton\ChromData\A3UX18\20191226-94559.b\181747.D

Injection Date:	26-Dec-2019 18:38:30	Instrument ID:	A3UX18	Operator ID:	002808
Lims ID:	240-123869-C-5 MS			Worklist Smp#:	17
Client ID:					
Purge Vol:	5.000 mL	Dil. Factor:	1.0000	ALS Bottle#:	16
Method:	8260_18	Limit Group:	MSV 8260B ICAL		

Column: DB-624 (0.18 mm)

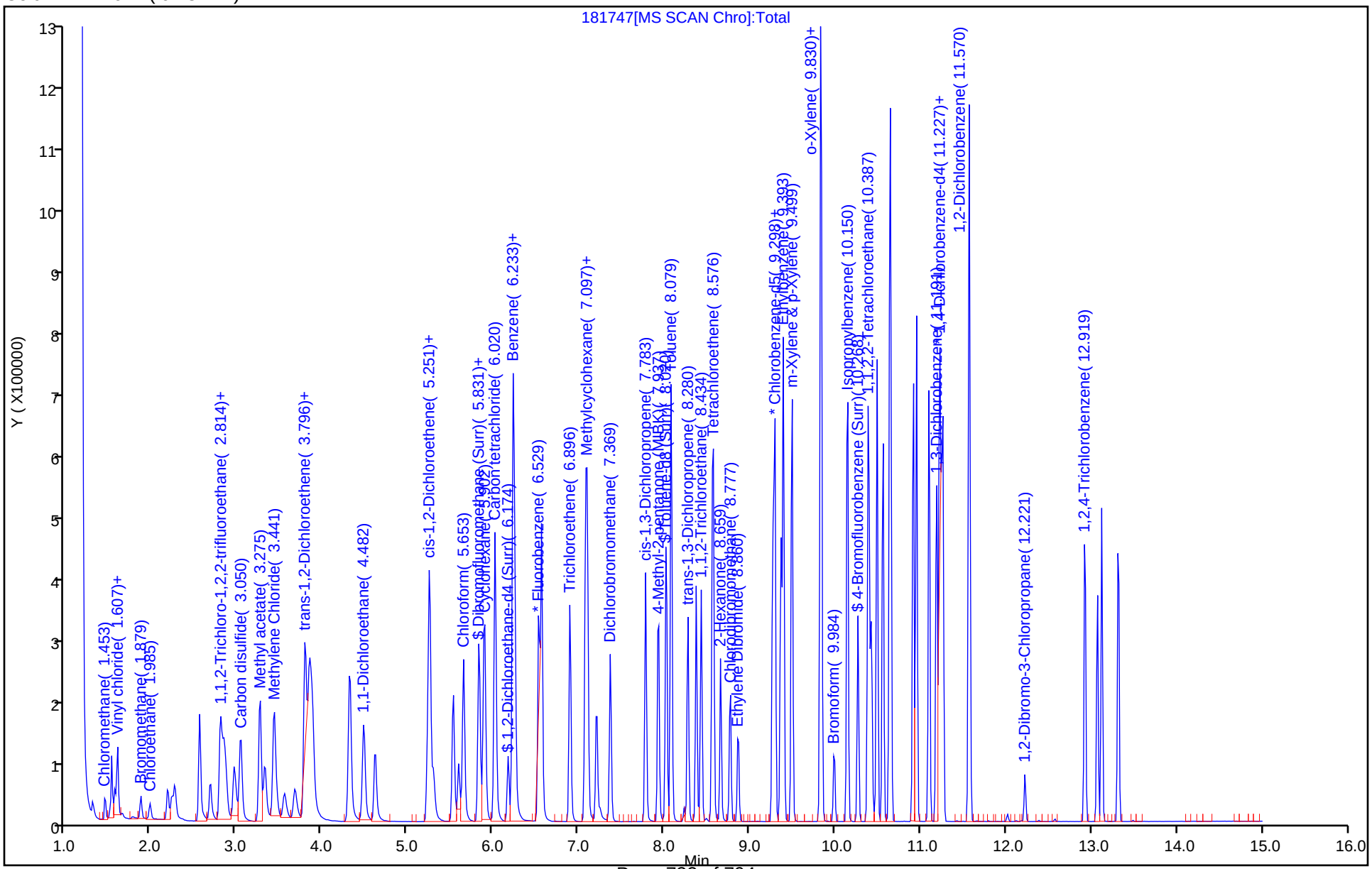

Eurofins TestAmerica, Canton
Recovery Report

Data File: \\chromna\Canton\ChromData\A3UX18\20191226-94559.b\181747.D
Lims ID: 240-123869-C-5 MS
Client ID:
Sample Type: MS
Inject. Date: 26-Dec-2019 18:38:30 ALS Bottle#: 16 Worklist Smp#: 17
Purge Vol: 5.000 mL Dil. Factor: 1.0000
Sample Info: 240-123869-c-5 ms
Misc. Info.: 240-0094559-017
Operator ID: 002808 Instrument ID: A3UX18

Method: \\chromna\Canton\ChromData\A3UX18\20191226-94559.b\8260_18.m
Limit Group: MSV 8260B ICAL
Last Update: 27-Dec-2019 10:27:16 Calib Date: 18-Nov-2019 16:03:30
Integrator: RTE ID Type: Deconvolution ID
Quant Method: Internal Standard Quant By: Initial Calibration
Last ICal File: \\chromna\Canton\ChromData\A3UX18\20191118-93277.b\181425.D

Column 1 : DB-624 (0.18 mm) Det: MS SCAN
Process Host: CTX0335

First Level Reviewer: macenczaks Date: 27-Dec-2019 10:01:13

Compound	Amount Added	Amount Recovered	% Rec.
$ 4 Dibromofluoromethane (Surr)	30.0	27.7	92.39
$ 5 1,2-Dichloroethane-d4 (Surr)	30.0	24.9	83.00
$ 6 Toluene-d8 (Surr)	30.0	30.9	102.96
$ 7 4-Bromofluorobenzene (Surr)	30.0	26.2	87.33

FORM I
GC/MS VOA ORGANICS ANALYSIS DATA SHEET

Lab Name: Eurofins TestAmerica, Canton Job No.: 240-123986-1

SDG No.:

Client Sample ID: Lab Sample ID: 240-124077-C-5-B MS

Matrix: Solid Lab File ID: UX88072.D

Analysis Method: 8260B Date Collected:

Sample wt/vol: 5.09(g) Date Analyzed: 12/28/2019 12:43

Soil Aliquot Vol: Dilution Factor: 1

Soil Extract Vol.: GC Column: DB-624 ID: 0.18(mm)

% Moisture: 10.9 Level: (low/med) Low

Analysis Batch No.: 417546 Units: ug/Kg

CAS NO.	COMPOUND NAME	RESULT	Q	RL	MDL
75-34-3	1,1-Dichloroethane	22.9		5.5	0.76
107-06-2	1,2-Dichloroethane	19.0		5.5	0.85
95-63-6	1,2,4-Trimethylbenzene	33.8		5.5	1.1
71-43-2	Benzene	19.3		5.5	0.77
100-41-4	Ethylbenzene	20.2		5.5	1.2
106-93-4	1,2-Dibromoethane	19.0		5.5	0.85
1634-04-4	Methyl tert-butyl ether	27.9		5.5	0.90
108-88-3	Toluene	28.5		5.5	0.85
91-20-3	Naphthalene	5.82		5.5	3.0
1330-20-7	Xylenes, Total	41.8		11	1.7

CAS NO.	SURROGATE	%REC	Q	LIMITS
17060-07-0	1,2-Dichloroethane-d4 (Surr)	86		59-120
460-00-4	4-Bromofluorobenzene (Surr)	62	*	51-127
2037-26-5	Toluene-d8 (Surr)	127	X *	64-124
1868-53-7	Dibromofluoromethane (Surr)	82		56-122

Eurofins TestAmerica, Canton
Target Compound Quantitation Report

Data File: \\chromna\Canton\ChromData\A3UX8\20191228-94619.b\UX88072.D
Lims ID: 240-124077-C-5-B MS
Client ID:
Sample Type: MS
Inject. Date: 28-Dec-2019 12:43:30 ALS Bottle#: 18 Worklist Smp#: 20
Purge Vol: 5.000 mL Dil. Factor: 1.0000
Sample Info: 240-0094619-020
Operator ID: 402279 Instrument ID: A3UX8

Method: \\chromna\Canton\ChromData\A3UX8\20191228-94619.b\8260_8.m
Limit Group: MSV 8260B ICAL
Last Update: 30-Dec-2019 06:52:47 Calib Date: 04-Nov-2019 05:00:30
Integrator: RTE ID Type: Deconvolution ID
Quant Method: Internal Standard Quant By: Initial Calibration
Last ICal File: \\chromna\Canton\ChromData\A3UX8\20191104-92755.b\UX87328.D

Column 1 : DB-624 (0.18 mm) Det: MS SCAN
Process Host: CTX0320

First Level Reviewer: latat Date: 29-Dec-2019 02:01:46

Compound	Sig	RT (min.)	Exp RT (min.)	Dlt RT (min.)	Q	Response	Cal Amt ug/l	OnCol Amt ug/l	Flags
* 1 Fluorobenzene	96	5.086	5.077	0.009	100	494362	50.0	50.0	
* 2 Chlorobenzene-d5	117	7.594	7.597	-0.003	97	166147	50.0	50.0	s
* 3 1,4-Dichlorobenzene-d4	152	9.783	9.786	-0.003	96	34003	50.0	50.0	s
$ 4 Dibromofluoromethane (Surr	113	4.553	4.556	-0.003	94	97748	50.0	41.2	
$ 5 1,2-Dichloroethane-d4 (Sur	65	4.814	4.817	-0.003	95	105000	50.0	43.0	
$ 6 Toluene-d8 (Surr)	98	6.340	6.343	-0.003	94	318469	50.0	63.6	
$ 7 4-Bromofluorobenzene (Surr	95	8.671	8.674	-0.003	85	49833	50.0	31.0	
32 Methyl tert-butyl ether	73	3.465	3.468	-0.003	95	142467	25.0	25.3	
34 1,1-Dichloroethane	63	3.772	3.775	-0.003	97	114783	25.0	20.8	
53 1,2-Dichloroethane	62	4.873	4.876	-0.003	54	59143	25.0	17.2	
54 Benzene	78	4.873	4.876	-0.003	98	217117	25.0	17.5	
70 Toluene	91	6.399	6.402	-0.003	98	154008	25.0	25.8	
80 Ethylene Dibromide	107	7.192	7.183	0.009	99	13290	25.0	17.3	a
84 Ethylbenzene	106	7.713	7.716	-0.003	98	36620	25.0	18.3	
85 m-Xylene & p-Xylene	106	7.819	7.822	-0.003	98	46063	25.0	18.2	
86 o-Xylene	106	8.186	8.189	-0.003	98	47922	25.0	19.8	
102 1,2,4-Trimethylbenzene	105	9.440	9.443	-0.003	96	67627	25.0	30.7	
115 Naphthalene	128	12.008	12.011	-0.003	88	6901	25.0	5.28	
S 128 Xylenes, Total	106				0		50.0	37.9	

QC Flag Legend

Processing Flags
s - Failed ISTD Recovery Test
Review Flags
a - User Assigned ID

Reagents:

VMFASPW_00330	Amount Added:	2.50	Units: uL	
VMFASAW_00310	Amount Added:	2.50	Units: uL	
VMFASGW_00340	Amount Added:	2.50	Units: uL	
vm40ml_vials_00014	Amount Added:	0.00	Units:	Run Reagent
VMUX8SS_00032	Amount Added:	1.15	Units: uL	Run Reagent
vmDist_H2o_00161	Amount Added:	0.00	Units:	Run Reagent
VM568718_00017	Amount Added:	1.00	Units: uL	Run Reagent

Report Date: 30-Dec-2019 06:54:14 Chrom Revision: 2.3 15-Dec-2019 06:20:02

Eurofins TestAmerica, Canton

Data File: \\chromna\Canton\ChromData\A3UX8\20191228-94619.b\UX88072.D

Injection Date:	28-Dec-2019 12:43:30	Instrument ID:	A3UX8	Operator ID:	402279
Lims ID:	240-124077-C-5-B MS			Worklist Smp#:	20
Client ID:					
Purge Vol:	5.000 mL	Dil. Factor:	1.0000	ALS Bottle#:	18
Method:	8260_8	Limit Group:	MSV 8260B ICAL		

Column: DB-624 (0.18 mm)

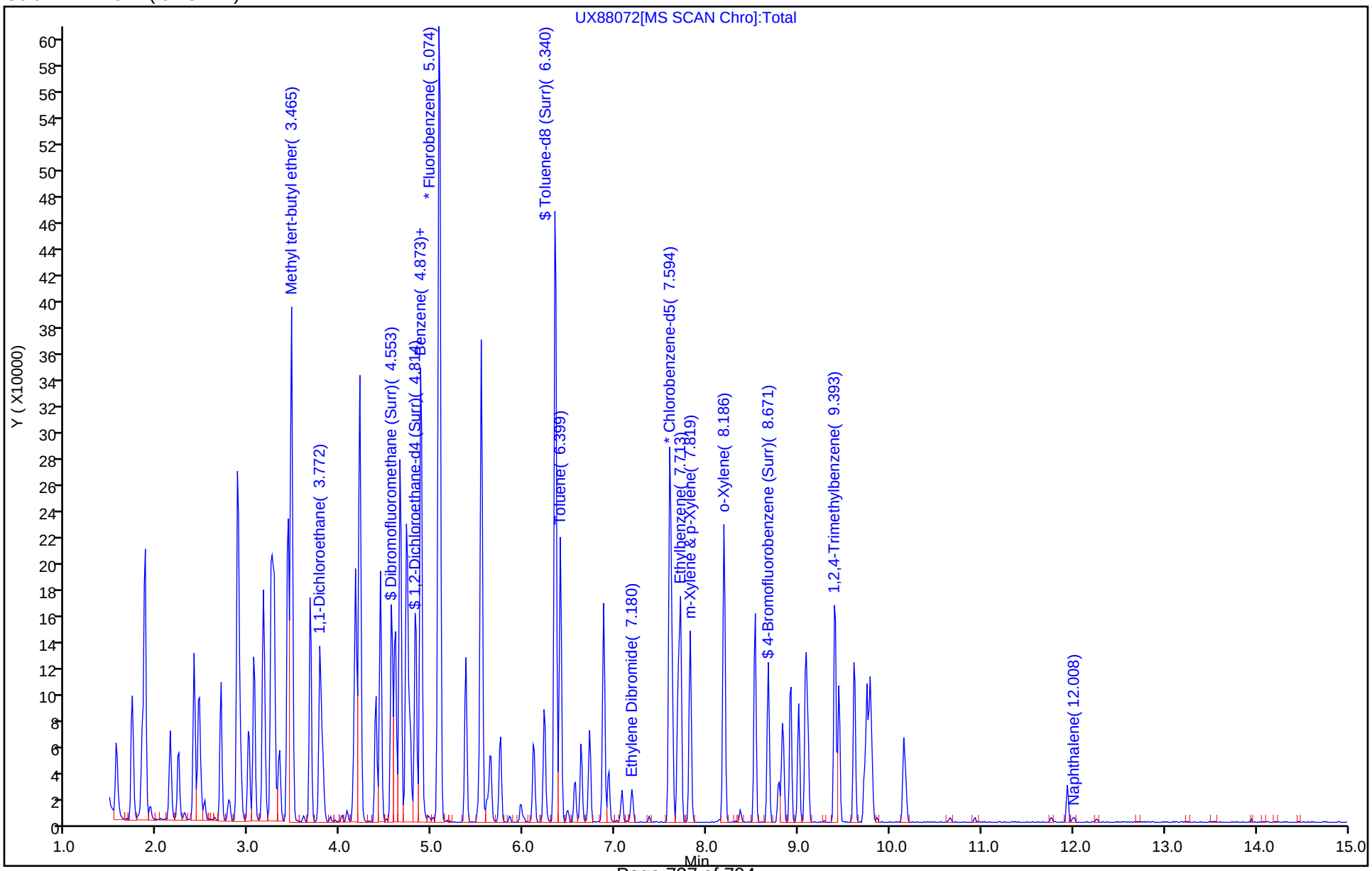

Eurofins TestAmerica, Canton
Recovery Report

Data File: \\chromna\Canton\ChromData\A3UX8\20191228-94619.b\UX88072.D
Lims ID: 240-124077-C-5-B MS
Client ID:
Sample Type: MS
Inject. Date: 28-Dec-2019 12:43:30 ALS Bottle#: 18 Worklist Smp#: 20
Purge Vol: 5.000 mL Dil. Factor: 1.0000
Sample Info: 240-0094619-020
Operator ID: 402279 Instrument ID: A3UX8

Method: \\chromna\Canton\ChromData\A3UX8\20191228-94619.b\8260_8.m
Limit Group: MSV 8260B ICAL
Last Update: 30-Dec-2019 06:52:47 Calib Date: 04-Nov-2019 05:00:30
Integrator: RTE ID Type: Deconvolution ID
Quant Method: Internal Standard Quant By: Initial Calibration
Last ICal File: \\chromna\Canton\ChromData\A3UX8\20191104-92755.b\UX87328.D

Column 1 : DB-624 (0.18 mm) Det: MS SCAN
Process Host: CTX0320

First Level Reviewer: latat Date: 29-Dec-2019 02:01:46

Compound	Amount Added	Amount Recovered	% Rec.
$ 4 Dibromofluoromethane (Surr)	50.0	41.2	82.36
$ 5 1,2-Dichloroethane-d4 (Surr)	50.0	43.0	85.99
$ 6 Toluene-d8 (Surr)	50.0	63.6	127.21
$ 7 4-Bromofluorobenzene (Surr)	50.0	31.0	61.91

Manual Integration/User Assign Peak Report

Eurofins TestAmerica, Canton

Data File: \\chromna\Canton\ChromData\A3UX8\20191228-94619.b\UX88072.D
Injection Date: 28-Dec-2019 12:43:30 Instrument ID: A3UX8
Lims ID: 240-124077-C-5-B MS
Client ID:
Operator ID: 402279 ALS Bottle#: 18 Worklist Smp#: 20
Purge Vol: 5.000 mL Dil. Factor: 1.0000
Method: 8260_8 Limit Group: MSV 8260B ICAL
Column: DB-624 (0.18 mm) Detector MS SCAN

80 Ethylene Dibromide, CAS: 106-93-4

Signal: 1

Not Detected
Expected RT: 7.18

Processing Integration Results

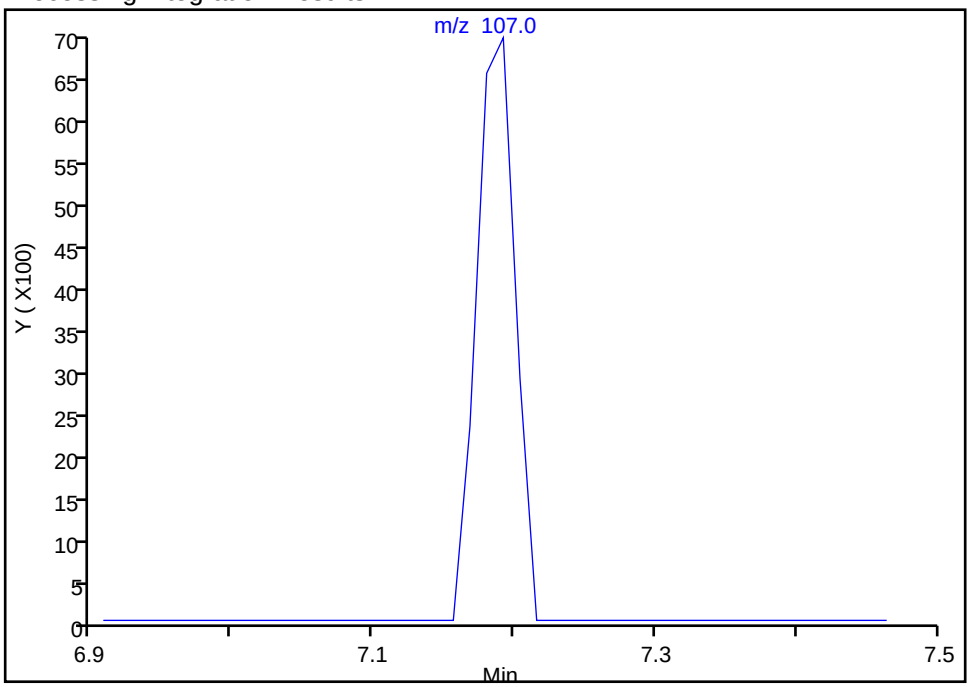

Manual Integration Results

RT: 7.19
Area: 13290
Amount: 17.251093
Amount Units: ug/l

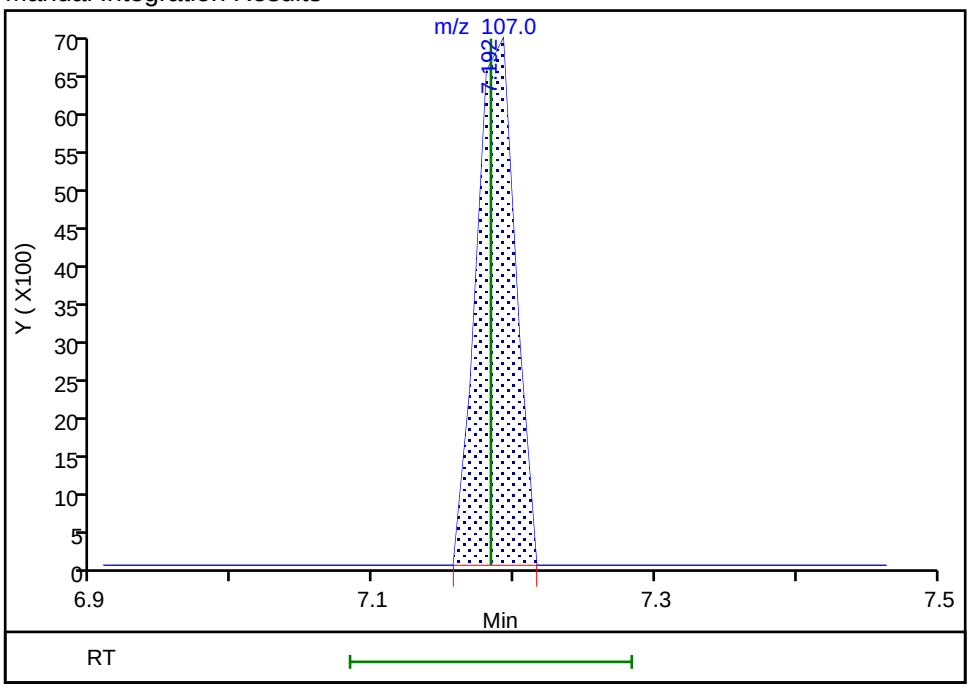

Reviewer: latat, 29-Dec-2019 02:01:38
Audit Action: Assigned Compound ID Audit Reason: Peak assignment corrected

FORM I
GC/MS VOA ORGANICS ANALYSIS DATA SHEET

Lab Name: Eurofins TestAmerica, Canton Job No.: 240-123986-1

SDG No.:

Client Sample ID: E-SB-1795-2-3 MSD Lab Sample ID: 240-123986-4 MSD

Matrix: Solid Lab File ID: 1423295.D

Analysis Method: 8260B Date Collected: 12/16/2019 14:20

Sample wt/vol: 5.3708(g) Date Analyzed: 12/27/2019 01:59

Soil Aliquot Vol: Dilution Factor: 1

Soil Extract Vol.: GC Column: DB-624 ID: 0.18(mm)

% Moisture: 15.5 Level: (low/med) Low

Analysis Batch No.: 417294 Units: ug/Kg

CAS NO.	COMPOUND NAME	RESULT	Q	RL	MDL
630-20-6	1,1,1,2-Tetrachloroethane	38.6		5.5	3.3
563-58-6	1,1-Dichloropropene	40.7		5.5	1.1
75-34-3	1,1-Dichloroethane	39.4		5.5	0.76
87-61-6	1,2,3-Trichlorobenzene	23.4		5.5	0.63
96-18-4	1,2,3-Trichloropropane	40.0		5.5	1.7
107-06-2	1,2-Dichloroethane	36.5		5.5	0.85
75-35-4	1,1-Dichloroethene	39.4		5.5	1.0
526-73-8	1,2,3-Trimethylbenzene	28.1		5.5	2.0
78-87-5	1,2-Dichloropropane	40.4		5.5	0.94
95-63-6	1,2,4-Trimethylbenzene	32.3		5.5	1.1
591-78-6	2-Hexanone	64.8		22	4.5
79-34-5	1,1,2,2-Tetrachloroethane	40.4		5.5	1.6
67-64-1	Acetone	163		28	23
71-43-2	Benzene	42.0		5.5	0.77
75-25-2	Bromoform	43.7		5.5	2.6
74-83-9	Bromomethane	12.5		5.5	1.1
75-15-0	Carbon disulfide	35.3		5.5	1.3
56-23-5	Carbon tetrachloride	36.7		5.5	3.6
71-55-6	1,1,1-Trichloroethane	39.9		5.5	0.90
108-90-7	Chlorobenzene	36.2		5.5	1.0
142-28-9	1,3-Dichloropropane	38.5		5.5	1.1
75-00-3	Chloroethane	14.0		5.5	1.3
96-12-8	1,2-Dibromo-3-Chloropropane	41.8		11	4.0
67-66-3	Chloroform	40.9		5.5	0.87
74-87-3	Chloromethane	11.8		5.5	1.1
156-59-2	cis-1,2-Dichloroethene	42.0		5.5	0.72
10061-01-5	cis-1,3-Dichloropropene	37.6		5.5	1.6
75-27-4	Bromodichloromethane	42.5		5.5	0.75
76-13-1	1,1,2-Trichlorotrifluoroethane	40.2		5.5	1.4
75-71-8	Dichlorodifluoromethane	12.8		5.5	1.0
120-82-1	1,2,4-Trichlorobenzene	22.3		5.5	0.63
100-41-4	Ethylbenzene	35.6		5.5	1.2
106-93-4	1,2-Dibromoethane	40.3		5.5	0.85
594-20-7	2,2-Dichloropropane	38.5		5.5	1.3
95-50-1	1,2-Dichlorobenzene	29.5		5.5	1.2
541-73-1	1,3-Dichlorobenzene	30.2		5.5	0.90

FORM I
GC/MS VOA ORGANICS ANALYSIS DATA SHEET

Lab Name: Eurofins TestAmerica, Canton Job No.: 240-123986-1

SDG No.:

Client Sample ID: E-SB-1795-2-3 MSD Lab Sample ID: 240-123986-4 MSD

Matrix: Solid Lab File ID: 1423295.D

Analysis Method: 8260B Date Collected: 12/16/2019 14:20

Sample wt/vol: 5.3708(g) Date Analyzed: 12/27/2019 01:59

Soil Aliquot Vol: Dilution Factor: 1

Soil Extract Vol.: GC Column: DB-624 ID: 0.18(mm)

% Moisture: 15.5 Level: (low/med) Low

Analysis Batch No.: 417294 Units: ug/Kg

CAS NO.	COMPOUND NAME	RESULT	Q	RL	MDL
106-46-7	1,4-Dichlorobenzene	29.0		5.5	0.97
110-75-8	2-Chloroethyl vinyl ether	34.0	J	55	9.8
98-82-8	Isopropylbenzene	35.6		5.5	0.92
95-49-8	2-Chlorotoluene	35.3		5.5	1.0
78-93-3	2-Butanone (MEK)	62.7		22	3.9
108-10-1	4-Methyl-2-pentanone (MIBK)	71.5		22	4.1
108-86-1	Bromobenzene	36.8		5.5	1.3
1634-04-4	Methyl tert-butyl ether	39.1		5.5	0.90
74-97-5	Bromochloromethane	42.8		5.5	0.65
75-09-2	Methylene Chloride	39.3		28	13
106-43-4	4-Chlorotoluene	31.5		5.5	0.95
100-42-5	Styrene	32.3		5.5	1.3
99-87-6	4-Isopropyltoluene	30.6		5.5	3.2
127-18-4	Tetrachloroethene	58.8		5.5	0.80
87-68-3	Hexachlorobutadiene	26.0		5.5	4.1
108-88-3	Toluene	37.6		5.5	0.85
74-95-3	Dibromomethane	40.9		5.5	0.74
108-20-3	Diisopropyl ether	41.3		11	0.83
156-60-5	trans-1,2-Dichloroethene	41.0		5.5	0.51
91-20-3	Naphthalene	25.3		5.5	3.0
10061-02-6	trans-1,3-Dichloropropene	30.6		5.5	1.1
104-51-8	n-Butylbenzene	27.4		5.5	3.8
79-01-6	Trichloroethene	44.7		5.5	0.70
103-65-1	N-Propylbenzene	33.7		5.5	0.81
75-69-4	Trichlorofluoromethane	15.5		5.5	1.2
135-98-8	sec-Butylbenzene	33.9		5.5	0.95
994-05-8	Tert-amyl methyl ether	37.7		5.5	2.5
637-92-3	Ethyl tert-butyl ether	36.1		5.5	2.5
75-01-4	Vinyl chloride	13.5		5.5	0.92
98-06-6	tert-Butylbenzene	44.0		5.5	1.0
108-05-4	Vinyl acetate	2.3	U	11	2.3
1330-20-7	Xylenes, Total	69.9		11	1.7
124-48-1	Chlorodibromomethane	40.6		5.5	3.1
75-65-0	tert-Butyl alcohol	378		220	18

FORM I
GC/MS VOA ORGANICS ANALYSIS DATA SHEET

Lab Name: Eurofins TestAmerica, Canton Job No.: 240-123986-1

SDG No.:

Client Sample ID: E-SB-1795-2-3 MSD Lab Sample ID: 240-123986-4 MSD

Matrix: Solid Lab File ID: 1423295.D

Analysis Method: 8260B Date Collected: 12/16/2019 14:20

Sample wt/vol: 5.3708(g) Date Analyzed: 12/27/2019 01:59

Soil Aliquot Vol: Dilution Factor: 1

Soil Extract Vol.: GC Column: DB-624 ID: 0.18(mm)

% Moisture: 15.5 Level: (low/med) Low

Analysis Batch No.: 417294 Units: ug/Kg

CAS NO.	SURROGATE	%REC	Q	LIMITS
17060-07-0	1,2-Dichloroethane-d4 (Surr)	75		59-120
460-00-4	4-Bromofluorobenzene (Surr)	89		51-127
2037-26-5	Toluene-d8 (Surr)	87		64-124
1868-53-7	Dibromofluoromethane (Surr)	86		56-122

Eurofins TestAmerica, Canton
Target Compound Quantitation Report

Data File: \\chromna\Canton\ChromData\A3UX14\20191226-94563.b\1423295.D
Lims ID: 240-123986-B-4-C MSD
Client ID:
Sample Type: MSD
Inject. Date: 27-Dec-2019 01:59:30 ALS Bottle#: 32 Worklist Smp#: 33
Purge Vol: 5.000 mL Dil. Factor: 1.0000
Sample Info: 240-123986-b-4-c msd
Misc. Info.: 240-0094563-033
Operator ID: 002808 Instrument ID: A3UX14

Method: \\chromna\Canton\ChromData\A3UX14\20191226-94563.b\8260_14.m
Limit Group: MSV 8260B ICAL
Last Update: 27-Dec-2019 09:51:57 Calib Date: 07-Nov-2019 19:26:30
Integrator: RTE ID Type: Deconvolution ID
Quant Method: Internal Standard Quant By: Initial Calibration
Last ICal File: \\chromna\Canton\ChromData\A3UX14\20191107-92918.b\1422636.D

Column 1 : DB-624 (0.18 mm) Det: MS SCAN
Process Host: CTX0325

First Level Reviewer: macenczaks Date: 27-Dec-2019 09:41:11

Compound	Sig	RT (min.)	Exp RT (min.)	Dlt RT (min.)	Q	Response	Cal Amt ug/l	OnCol Amt ug/l	Flags
* 1 Fluorobenzene	96	6.246	6.246	0.000	99	2022721	50.0	50.0	
* 2 Chlorobenzene-d5	117	9.228	9.228	0.000	92	1533347	50.0	50.0	
* 3 1,4-Dichlorobenzene-d4	152	11.228	11.227	0.001	98	684703	50.0	50.0	
$ 4 Dibromofluoromethane (Surr	113	5.394	5.394	0.000	95	444220	50.0	42.8	
$ 5 1,2-Dichloroethane-d4 (Sur	65	5.808	5.808	0.000	94	432511	50.0	37.7	
$ 6 Toluene-d8 (Surr)	98	7.914	7.914	0.000	92	1840682	50.0	43.4	
$ 7 4-Bromofluorobenzene (Surr	95	10.245	10.245	0.000	0	593022	50.0	44.6	
9 Dichlorodifluoromethane	85	1.063	1.063	0.000	99	78202	20.0	11.6	
10 Chloromethane	50	1.193	1.193	0.000	99	169252	20.0	10.7	
11 Vinyl chloride	62	1.276	1.276	0.000	97	164045	20.0	12.2	
13 Bromomethane	94	1.513	1.513	0.000	90	88027	20.0	11.3	
15 Chloroethane	64	1.596	1.595	0.001	100	101090	20.0	12.7	
17 Trichlorofluoromethane	101	1.809	1.797	0.012	97	192263	20.0	14.1	
21 1,1-Dichloroethene	96	2.246	2.246	0.000	96	391172	50.0	35.8	
22 1,1,2-Trichloro-1,2,2-trif	151	2.282	2.282	0.000	92	259489	50.0	36.4	
24 Acetone	43	2.317	2.317	0.000	100	778439	100.0	148.0	
26 Carbon disulfide	76	2.436	2.436	0.000	99	894055	50.0	32.0	
30 Methylene Chloride	84	2.755	2.755	0.000	97	369029	50.0	35.7	
31 2-Methyl-2-propanol	59	2.980	2.980	0.000	97	457077	500.0	343.2	
32 trans-1,2-Dichloroethene	96	3.075	3.075	0.000	100	389528	50.0	37.2	
33 Methyl tert-butyl ether	73	3.122	3.110	0.012	98	947757	50.0	35.5	
36 1,1-Dichloroethane	63	3.643	3.643	0.001	96	700019	50.0	35.8	
39 Vinyl acetate	86		3.785				ND	ND	U
38 Isopropyl ether	87	3.844	3.844	0.000	97	360628	50.0	37.5	
40 Tert-butyl ethyl ether	59	4.447	4.447	0.000	98	1116780	50.0	32.8	
41 2,2-Dichloropropane	97	4.589	4.589	0.000	82	73577	50.0	35.0	
42 cis-1,2-Dichloroethene	96	4.601	4.601	0.000	80	440347	50.0	38.1	
43 2-Butanone (MEK)	43	4.696	4.696	0.000	99	443742	100.0	56.9	
46 Chlorobromomethane	128	4.992	4.980	0.012	92	220869	50.0	38.8	
49 Chloroform	83	5.157	5.157	0.000	94	582023	50.0	37.1	
50 1,1,1-Trichloroethane	97	5.370	5.370	0.000	99	386067	50.0	36.2	

Compound	Sig	RT (min.)	Exp RT (min.)	Dlt RT (min.)	Q	Response	Cal Amt ug/l	OnCol Amt ug/l	Flags
52 Carbon tetrachloride	117	5.607	5.595	0.012	95	309257	50.0	33.3	
53 1,1-Dichloropropene	75	5.619	5.607	0.012	93	463549	50.0	36.9	
54 Benzene	78	5.867	5.867	0.000	95	1595061	50.0	38.1	
56 1,2-Dichloroethane	62	5.915	5.914	0.001	95	443091	50.0	33.1	
57 Tert-amyl methyl ether	73	6.092	6.092	0.000	98	1081911	50.0	34.2	
59 Trichloroethene	130	6.672	6.672	0.000	95	411846	50.0	40.6	
63 1,2-Dichloropropane	63	6.897	6.897	0.000	97	449975	50.0	36.7	
65 Dibromomethane	93	7.015	7.015	0.000	97	226385	50.0	37.1	
68 Dichlorobromomethane	83	7.216	7.216	0.000	99	427527	50.0	38.6	
70 2-Chloroethyl vinyl ether	63	7.559	7.559	0.000	91	240404	50.0	30.8	
71 cis-1,3-Dichloropropene	75	7.666	7.666	0.000	95	550849	50.0	34.1	
73 4-Methyl-2-pentanone (MIBK	43	7.855	7.855	0.000	97	1014347	100.0	64.9	
74 Toluene	91	7.985	7.985	0.000	99	1513775	50.0	34.2	
75 trans-1,3-Dichloropropene	75	8.210	8.210	0.000	95	398682	50.0	27.8	
78 Tetrachloroethene	164	8.494	8.482	0.012	96	438137	50.0	53.3	
79 1,3-Dichloropropane	76	8.518	8.518	0.000	92	561529	50.0	34.9	
80 2-Hexanone	43	8.624	8.624	0.000	99	621192	100.0	58.8	
82 Chlorodibromomethane	129	8.719	8.719	0.000	90	318580	50.0	36.9	
83 Ethylene Dibromide	107	8.802	8.802	0.000	97	333483	50.0	36.5	
85 Chlorobenzene	112	9.251	9.251	0.000	97	915074	50.0	32.8	
86 1,1,1,2-Tetrachloroethane	131	9.334	9.334	0.000	95	292899	50.0	35.1	
87 Ethylbenzene	106	9.370	9.358	0.012	97	478924	50.0	32.3	
88 m-Xylene & p-Xylene	106	9.464	9.464	0.000	98	568012	50.0	31.5	
89 o-Xylene	106	9.808	9.807	0.001	94	581337	50.0	31.9	
90 Styrene	104	9.819	9.819	0.000	96	931329	50.0	29.3	
91 Bromoform	173	9.961	9.961	0.000	100	197083	50.0	39.6	
92 Isopropylbenzene	105	10.127	10.127	0.000	95	1277703	50.0	32.3	
94 Bromobenzene	156	10.376	10.375	0.001	89	351733	50.0	33.4	
95 1,1,2,2-Tetrachloroethane	83	10.387	10.387	0.000	92	401764	50.0	36.7	
96 1,2,3-Trichloropropane	110	10.411	10.411	0.000	87	118601	50.0	36.3	
98 N-Propylbenzene	120	10.482	10.482	0.000	99	352550	50.0	30.6	
99 2-Chlorotoluene	126	10.541	10.541	0.000	98	314497	50.0	32.0	
101 4-Chlorotoluene	126	10.636	10.636	0.000	95	315556	50.0	28.6	
103 tert-Butylbenzene	119	10.908	10.908	0.000	91	1049684	50.0	40.0	
105 1,2,4-Trimethylbenzene	105	10.944	10.943	0.001	96	928999	50.0	29.3	
107 sec-Butylbenzene	105	11.097	11.097	0.000	92	1171955	50.0	30.8	
108 1,3-Dichlorobenzene	146	11.168	11.168	0.000	98	523131	50.0	27.4	
109 4-Isopropyltoluene	119	11.216	11.216	0.000	98	953892	50.0	27.8	
110 1,4-Dichlorobenzene	146	11.251	11.251	0.000	97	526834	50.0	26.4	
111 1,2,3-Trimethylbenzene	105	11.299	11.298	0.001	97	962425	50.0	25.5	
113 n-Butylbenzene	91	11.559	11.559	0.000	98	756969	50.0	24.9	
114 1,2-Dichlorobenzene	146	11.559	11.559	0.000	98	514490	50.0	26.8	
115 1,2-Dibromo-3-Chloropropan	157	12.210	12.210	0.000	93	70856	50.0	38.0	
117 1,2,4-Trichlorobenzene	180	12.908	12.908	0.000	94	246831	50.0	20.3	
118 Hexachlorobutadiene	225	13.062	13.062	0.000	96	115257	50.0	23.6	
119 Naphthalene	128	13.109	13.109	0.000	96	788131	50.0	22.9	
120 1,2,3-Trichlorobenzene	180	13.310	13.310	0.000	96	248606	50.0	21.2	
S 134 Xylenes, Total	106				0		100.0	63.4	

QC Flag Legend

Processing Flags

ND - Not Detected or Marked ND

Review Flags

U - Marked Undetected

Reagents:

VMFASAW_00309	Amount Added:	5.00	Units: uL	
VMFASPW_00330	Amount Added:	5.00	Units: uL	
VMFASA9W_00259	Amount Added:	5.00	Units: uL	
VMFASGW_00340	Amount Added:	2.00	Units: uL	
VM250SS_00056	Amount Added:	1.00	Units: uL	Run Reagent
vm40ml_vials_00014	Amount Added:	0.00	Units:	Run Reagent
vmDist_H2o_00160	Amount Added:	0.00	Units:	Run Reagent
VM568718_00017	Amount Added:	1.00	Units: uL	Run Reagent

Report Date: 27-Dec-2019 09:52:53 Chrom Revision: 2.3 15-Dec-2019 06:20:02

Eurofins TestAmerica, Canton

Data File: \\chromna\Canton\ChromData\A3UX14\20191226-94563.b\1423295.D

Injection Date:	27-Dec-2019 01:59:30	Instrument ID:	A3UX14	Operator ID:	002808
Lims ID:	240-123986-B-4-C MSD			Worklist Smp#:	33
Client ID:					
Purge Vol:	5.000 mL	Dil. Factor:	1.0000	ALS Bottle#:	32
Method:	8260_14	Limit Group:	MSV 8260B ICAL		

Column: DB-624 (0.18 mm)

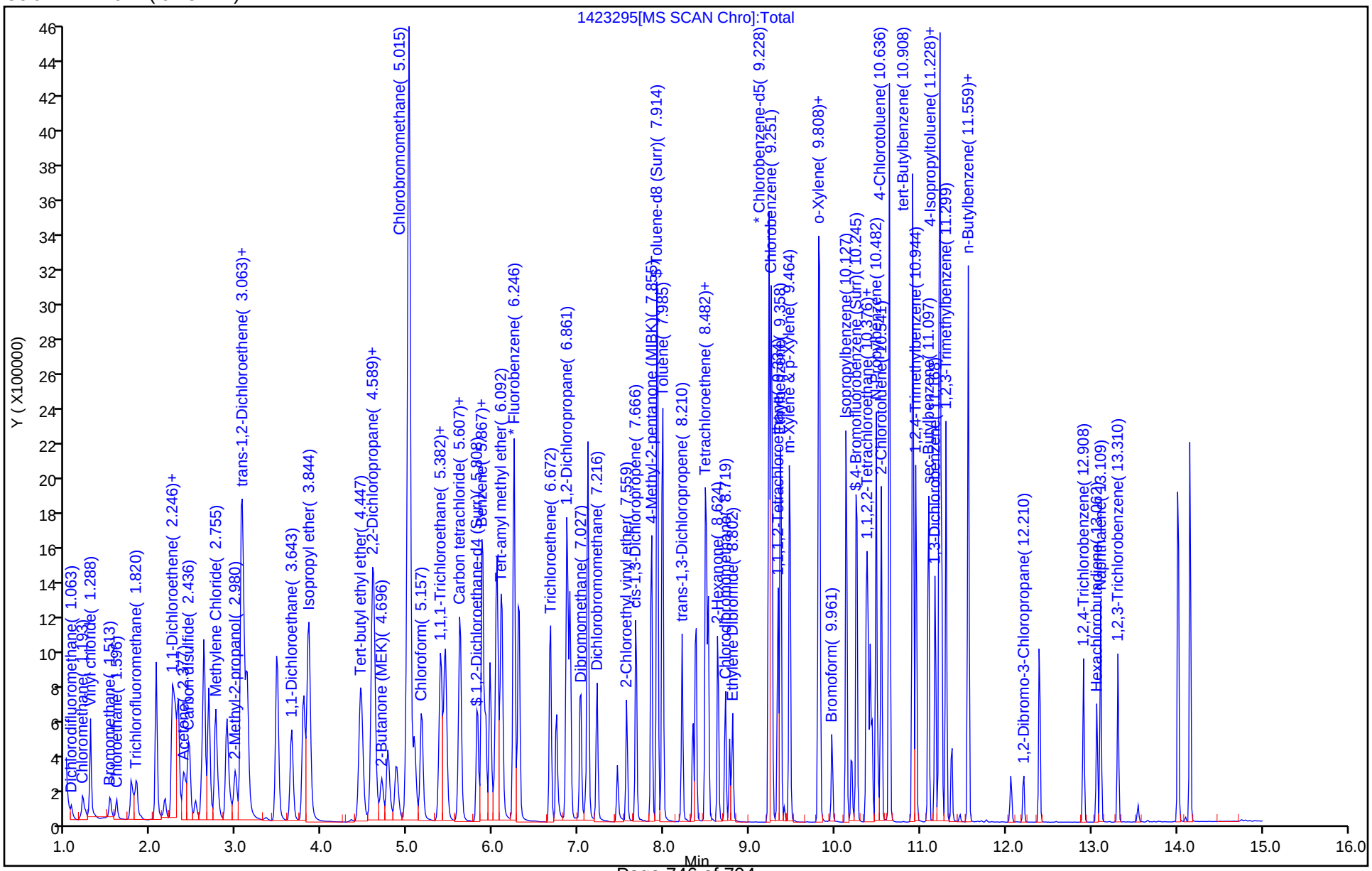

Eurofins TestAmerica, Canton
Recovery Report

Data File: \\chromna\Canton\ChromData\A3UX14\20191226-94563.b\1423295.D
Lims ID: 240-123986-B-4-C MSD
Client ID:
Sample Type: MSD
Inject. Date: 27-Dec-2019 01:59:30 ALS Bottle#: 32 Worklist Smp#: 33
Purge Vol: 5.000 mL Dil. Factor: 1.0000
Sample Info: 240-123986-b-4-c msd
Misc. Info.: 240-0094563-033
Operator ID: 002808 Instrument ID: A3UX14

Method: \\chromna\Canton\ChromData\A3UX14\20191226-94563.b\8260_14.m
Limit Group: MSV 8260B ICAL
Last Update: 27-Dec-2019 09:51:57 Calib Date: 07-Nov-2019 19:26:30
Integrator: RTE ID Type: Deconvolution ID
Quant Method: Internal Standard Quant By: Initial Calibration
Last ICal File: \\chromna\Canton\ChromData\A3UX14\20191107-92918.b\1422636.D

Column 1 : DB-624 (0.18 mm) Det: MS SCAN
Process Host: CTX0325

First Level Reviewer: macenczaks Date: 27-Dec-2019 09:41:11

Compound	Amount Added	Amount Recovered	% Rec.
$ 4 Dibromofluoromethane (Surr)	50.0	42.8	85.66
$ 5 1,2-Dichloroethane-d4 (Surr)	50.0	37.7	75.38
$ 6 Toluene-d8 (Surr)	50.0	43.4	86.85
$ 7 4-Bromofluorobenzene (Surr)	50.0	44.6	89.17

User Disabled Compound Report

Eurofins TestAmerica, Canton

Data File: \\chromna\Canton\ChromData\A3UX14\20191226-94563.b\1423295.D
Injection Date: 27-Dec-2019 01:59:30 Instrument ID: A3UX14
Lims ID: 240-123986-B-4-C MSD
Client ID:
Operator ID: 002808 ALS Bottle#: 32 Worklist Smp#: 33
Purge Vol: 5.000 mL Dil. Factor: 1.0000
Method: 8260_14 Limit Group: MSV 8260B ICAL
Column: DB-624 (0.18 mm) Detector MS SCAN

39 Vinyl acetate, CAS: 108-05-4

Processing Results

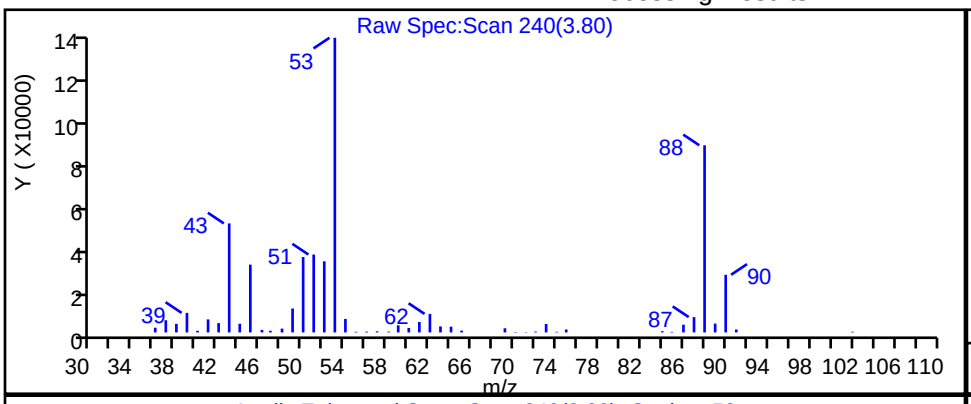

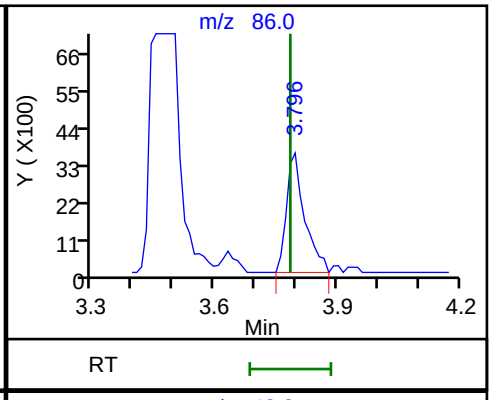

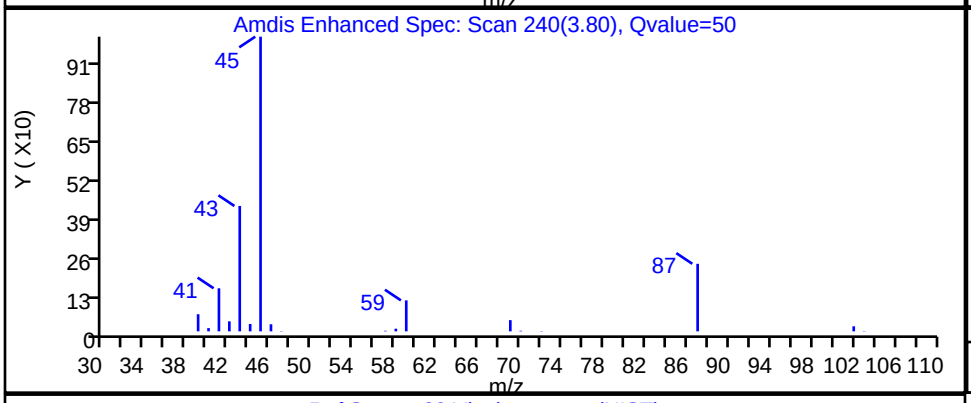

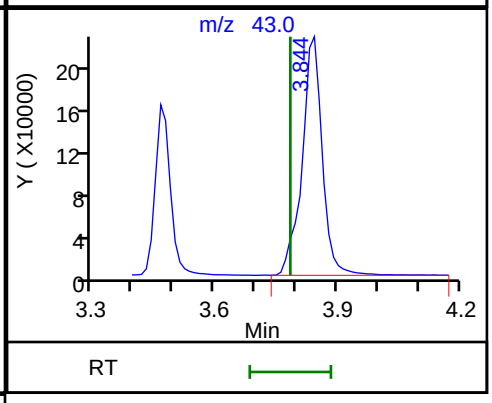

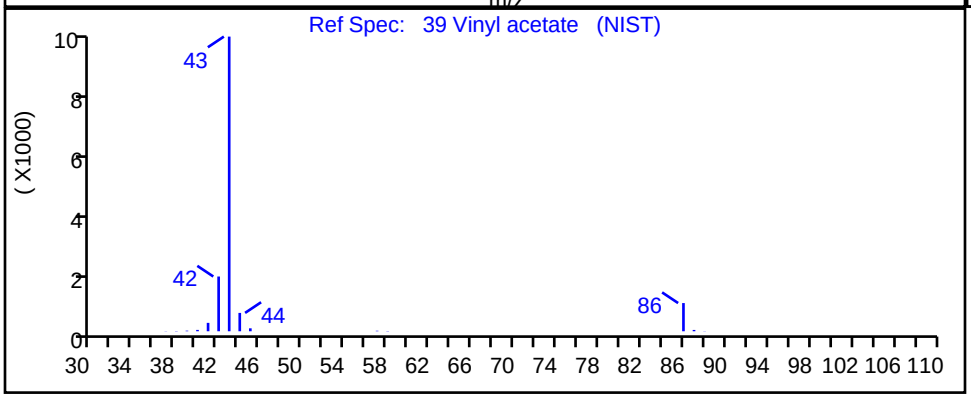

RT	Mass	Response	Amount
3.80	86.00	11123	4.828248
3.84	43.00	792741	

Reviewer: macenczaks, 27-Dec-2019 09:41:06
Audit Action: Marked Compound Undetected Audit Reason: Invalid Compound ID

FORM I
GC/MS VOA ORGANICS ANALYSIS DATA SHEET

Lab Name: Eurofins TestAmerica, Canton Job No.: 240-123986-1

SDG No.:

Client Sample ID: Lab Sample ID: 240-123869-C-5 MSD

Matrix: Water Lab File ID: 181748.D

Analysis Method: 8260B Date Collected:

Sample wt/vol: 5(mL) Date Analyzed: 12/26/2019 19:04

Soil Aliquot Vol: Dilution Factor: 1

Soil Extract Vol.: GC Column: DB-624 ID: 0.18(mm)

% Moisture: Level: (low/med) Low

Analysis Batch No.: 417275 Units: ug/L

CAS NO.	COMPOUND NAME	RESULT	Q	RL	MDL
75-34-3	1,1-Dichloroethane	41.1		1.0	0.17
107-06-2	1,2-Dichloroethane	47.2		1.0	0.21
75-35-4	1,1-Dichloroethene	41.3		1.0	0.19
78-87-5	1,2-Dichloropropane	44.0		1.0	0.15
591-78-6	2-Hexanone	105		10	0.54
79-34-5	1,1,2,2-Tetrachloroethane	51.3		1.0	0.13
67-64-1	Acetone	105		10	5.4
71-43-2	Benzene	42.3		1.0	0.13
75-25-2	Bromoform	48.1		1.0	0.76
74-83-9	Bromomethane	12.7		1.0	0.42
75-15-0	Carbon disulfide	37.9		1.0	0.28
56-23-5	Carbon tetrachloride	35.3		1.0	0.26
71-55-6	1,1,1-Trichloroethane	36.2		1.0	0.24
108-90-7	Chlorobenzene	45.1		1.0	0.14
75-00-3	Chloroethane	12.8		1.0	0.83
96-12-8	1,2-Dibromo-3-Chloropropane	47.4		2.0	0.91
67-66-3	Chloroform	42.3		1.0	0.13
74-87-3	Chloromethane	9.37		1.0	0.20
156-59-2	cis-1,2-Dichloroethene	44.4		1.0	0.16
10061-01-5	cis-1,3-Dichloropropene	42.7		1.0	0.61
75-27-4	Bromodichloromethane	43.8		1.0	0.17
76-13-1	1,1,2-Trichlorotrifluoroethane	38.7		1.0	0.41
75-71-8	Dichlorodifluoromethane	11.0		1.0	0.35
120-82-1	1,2,4-Trichlorobenzene	42.5		1.0	0.26
100-41-4	Ethylbenzene	42.3		1.0	0.11
106-93-4	1,2-Dibromoethane	53.0		1.0	0.12
95-50-1	1,2-Dichlorobenzene	44.9		1.0	0.15
541-73-1	1,3-Dichlorobenzene	42.8		1.0	0.15
106-46-7	1,4-Dichlorobenzene	43.2		1.0	0.16
98-82-8	Isopropylbenzene	42.7		1.0	0.090
78-93-3	2-Butanone (MEK)	98.8		10	1.2
108-10-1	4-Methyl-2-pentanone (MIBK)	103		10	0.42
1634-04-4	Methyl tert-butyl ether	40.0		1.0	0.070
75-09-2	Methylene Chloride	42.8		5.0	2.6
100-42-5	Styrene	44.4		1.0	0.10
127-18-4	Tetrachloroethene	44.8		1.0	0.15

FORM I
GC/MS VOA ORGANICS ANALYSIS DATA SHEET

Lab Name: Eurofins TestAmerica, Canton Job No.: 240-123986-1

SDG No.:

Client Sample ID: Lab Sample ID: 240-123869-C-5 MSD

Matrix: Water Lab File ID: 181748.D

Analysis Method: 8260B Date Collected:

Sample wt/vol: 5(mL) Date Analyzed: 12/26/2019 19:04

Soil Aliquot Vol: Dilution Factor: 1

Soil Extract Vol.: GC Column: DB-624 ID: 0.18(mm)

% Moisture: Level: (low/med) Low

Analysis Batch No.: 417275 Units: ug/L

CAS NO.	COMPOUND NAME	RESULT	Q	RL	MDL
108-88-3	Toluene	42.2		1.0	0.14
156-60-5	trans-1,2-Dichloroethene	42.2		1.0	0.19
10061-02-6	trans-1,3-Dichloropropene	42.6		1.0	0.67
79-01-6	Trichloroethene	42.9		1.0	0.10
75-69-4	Trichlorofluoromethane	11.1		1.0	0.45
75-01-4	Vinyl chloride	13.7		1.0	0.20
1330-20-7	Xylenes, Total	86.7		2.0	0.15
124-48-1	Chlorodibromomethane	49.0		1.0	0.39

CAS NO.	SURROGATE	%REC	Q	LIMITS
17060-07-0	1,2-Dichloroethane-d4 (Surr)	83		75-130
460-00-4	4-Bromofluorobenzene (Surr)	89		47-134
2037-26-5	Toluene-d8 (Surr)	101		69-122
1868-53-7	Dibromofluoromethane (Surr)	92		78-129

Eurofins TestAmerica, Canton
Target Compound Quantitation Report

Data File: \\chromna\Canton\ChromData\A3UX18\20191226-94559.b\181748.D
Lims ID: 240-123869-C-5 MSD
Client ID:
Sample Type: MSD
Inject. Date: 26-Dec-2019 19:04:30 ALS Bottle#: 17 Worklist Smp#: 18
Purge Vol: 5.000 mL Dil. Factor: 1.0000
Sample Info: 240-123869-c-5 msd
Misc. Info.: 240-0094559-018
Operator ID: 002808 Instrument ID: A3UX18

Method: \\chromna\Canton\ChromData\A3UX18\20191226-94559.b\8260_18.m
Limit Group: MSV 8260B ICAL
Last Update: 27-Dec-2019 10:27:16 Calib Date: 18-Nov-2019 16:03:30
Integrator: RTE ID Type: Deconvolution ID
Quant Method: Internal Standard Quant By: Initial Calibration
Last ICal File: \\chromna\Canton\ChromData\A3UX18\20191118-93277.b\181425.D

Column 1 : DB-624 (0.18 mm) Det: MS SCAN
Process Host: CTX0335

First Level Reviewer: macenczaks Date: 27-Dec-2019 10:01:59

Compound	Sig	RT (min.)	Exp RT (min.)	Dlt RT (min.)	Q	Response	Cal Amt ug/l	OnCol Amt ug/l	Flags
* 1 Fluorobenzene	96	6.531	6.529	0.002	100	285193	30.0	30.0	
* 2 Chlorobenzene-d5	117	9.276	9.274	0.002	96	210538	30.0	30.0	
* 3 1,4-Dichlorobenzene-d4	152	11.240	11.239	0.001	98	98636	30.0	30.0	
$ 4 Dibromofluoromethane (Surr	113	5.833	5.832	0.001	92	61124	30.0	27.5	
$ 5 1,2-Dichloroethane-d4 (Sur	65	6.176	6.175	0.001	99	67508	30.0	24.9	
$ 6 Toluene-d8 (Surr)	98	8.022	8.021	0.001	94	260437	30.0	30.4	
$ 7 4-Bromofluorobenzene (Surr	95	10.270	10.269	0.001	0	93227	30.0	26.8	
9 Dichlorodifluoromethane	85	1.313	1.312	0.001	99	24289	20.0	11.0	
10 Chloromethane	50	1.455	1.466	-0.011	100	29905	20.0	9.37	
11 Vinyl chloride	62	1.573	1.584	-0.011	99	31740	20.0	13.7	
13 Bromomethane	94	1.881	1.880	0.000	91	20577	20.0	12.7	
14 Chloroethane	64	1.987	1.986	0.001	98	19120	20.0	12.8	
16 Trichlorofluoromethane	101	2.247	2.247	0.000	99	34265	20.0	11.1	
19 1,1-Dichloroethene	96	2.815	2.814	0.001	97	78545	50.0	41.3	
20 1,1,2-Trichloro-1,2,2-trif	151	2.851	2.850	0.001	94	54051	50.0	38.7	
21 Acetone	43	2.886	2.874	0.012	99	61051	100.0	104.9	
24 Carbon disulfide	76	3.052	3.051	0.001	100	242835	50.0	37.9	
27 Methyl acetate	43	3.324	3.323	0.001	99	153265	100.0	92.4	
28 Methylene Chloride	84	3.442	3.442	0.000	98	103977	50.0	42.8	
31 trans-1,2-Dichloroethene	96	3.845	3.856	-0.011	95	98935	50.0	42.2	
32 Methyl tert-butyl ether	73	3.880	3.879	0.001	99	231760	50.0	40.0	
34 1,1-Dichloroethane	63	4.484	4.483	0.001	97	193555	50.0	41.1	
40 cis-1,2-Dichloroethene	96	5.253	5.264	-0.011	87	119584	50.0	44.4	
41 2-Butanone (MEK)	43	5.300	5.299	0.001	100	99990	100.0	98.8	
47 Chloroform	83	5.655	5.654	0.001	98	179639	50.0	42.3	
48 1,1,1-Trichloroethane	97	5.833	5.832	0.001	99	127350	50.0	36.2	
49 Cyclohexane	56	5.892	5.903	-0.011	94	173129	50.0	34.1	
51 Carbon tetrachloride	117	6.022	6.021	0.001	95	107713	50.0	35.3	
53 Benzene	78	6.235	6.234	0.001	98	413181	50.0	42.3	
54 1,2-Dichloroethane	62	6.259	6.258	0.001	97	170664	50.0	47.2	
58 Trichloroethene	130	6.898	6.897	0.001	96	105037	50.0	42.9	

Compound	Sig	RT (min.)	Exp RT (min.)	Dlt RT (min.)	Q	Response	Cal Amt ug/l	OnCol Amt ug/l	Flags
60 Methylcyclohexane	83	7.087	7.086	0.001	94	164582	50.0	37.6	
61 1,2-Dichloropropane	63	7.099	7.098	0.001	90	120605	50.0	44.0	
66 Dichlorobromomethane	83	7.371	7.370	0.001	98	135831	50.0	43.8	
69 cis-1,3-Dichloropropene	75	7.785	7.784	0.001	91	168898	50.0	42.7	
70 4-Methyl-2-pentanone (MIBK	43	7.927	7.926	0.001	98	228807	100.0	103.0	
71 Toluene	91	8.081	8.080	0.001	98	438680	50.0	42.2	
72 trans-1,3-Dichloropropene	75	8.282	8.281	0.001	98	142940	50.0	42.6	
74 1,1,2-Trichloroethane	97	8.436	8.435	0.001	94	94988	50.0	52.0	
75 Tetrachloroethene	164	8.566	8.565	0.001	95	74796	50.0	44.8	
77 2-Hexanone	43	8.661	8.660	0.001	97	157416	100.0	104.6	
78 Chlorodibromomethane	129	8.779	8.778	0.001	91	97598	50.0	49.0	
80 Ethylene Dibromide	107	8.862	8.861	0.001	98	91379	50.0	53.0	
81 Chlorobenzene	112	9.300	9.299	0.001	96	300397	50.0	45.1	
83 Ethylbenzene	106	9.394	9.394	0.000	99	148715	50.0	42.3	
84 m-Xylene & p-Xylene	106	9.501	9.500	0.001	99	182436	50.0	42.3	
85 o-Xylene	106	9.832	9.831	0.001	94	186274	50.0	44.4	
86 Styrene	104	9.844	9.843	0.001	95	321102	50.0	44.4	
87 Bromoform	173	9.986	9.985	0.001	95	49014	50.0	48.1	
88 Isopropylbenzene	105	10.140	10.151	-0.011	97	442475	50.0	42.7	
90 1,1,2,2-Tetrachloroethane	83	10.388	10.387	0.001	97	108751	50.0	51.3	
102 1,3-Dichlorobenzene	146	11.193	11.192	0.001	98	211507	50.0	42.8	
104 1,4-Dichlorobenzene	146	11.264	11.263	0.001	93	217493	50.0	43.2	
108 1,2-Dichlorobenzene	146	11.572	11.571	0.001	95	208701	50.0	44.9	
109 1,2-Dibromo-3-Chloropropan	157	12.222	12.222	0.000	80	17198	50.0	47.4	
112 1,2,4-Trichlorobenzene	180	12.921	12.920	0.000	94	131752	50.0	42.5	
S 134 Xylenes, Total	106				0		100.0	86.7	

Reagents:

VMFASAW_00309	Amount Added:	5.00	Units: uL	
VMFASPW_00330	Amount Added:	5.00	Units: uL	
VMFASGW_00340	Amount Added:	2.00	Units: uL	
vm150ss_00017	Amount Added:	1.00	Units: uL	Run Reagent
vm40ml_vials_00014	Amount Added:	0.00	Units:	Run Reagent
vm150is_00159	Amount Added:	1.00	Units: uL	Run Reagent
vmDist_H2o_00162	Amount Added:	0.00	Units:	Run Reagent

Report Date: 27-Dec-2019 10:27:36 Chrom Revision: 2.3 15-Dec-2019 06:20:02

Eurofins TestAmerica, Canton

Data File: \\chromna\Canton\ChromData\A3UX18\20191226-94559.b\181748.D

Injection Date:	26-Dec-2019 19:04:30	Instrument ID:	A3UX18	Operator ID:	002808
Lims ID:	240-123869-C-5 MSD			Worklist Smp#:	18
Client ID:					
Purge Vol:	5.000 mL	Dil. Factor:	1.0000	ALS Bottle#:	17
Method:	8260_18	Limit Group:	MSV 8260B ICAL		

Column: DB-624 (0.18 mm)

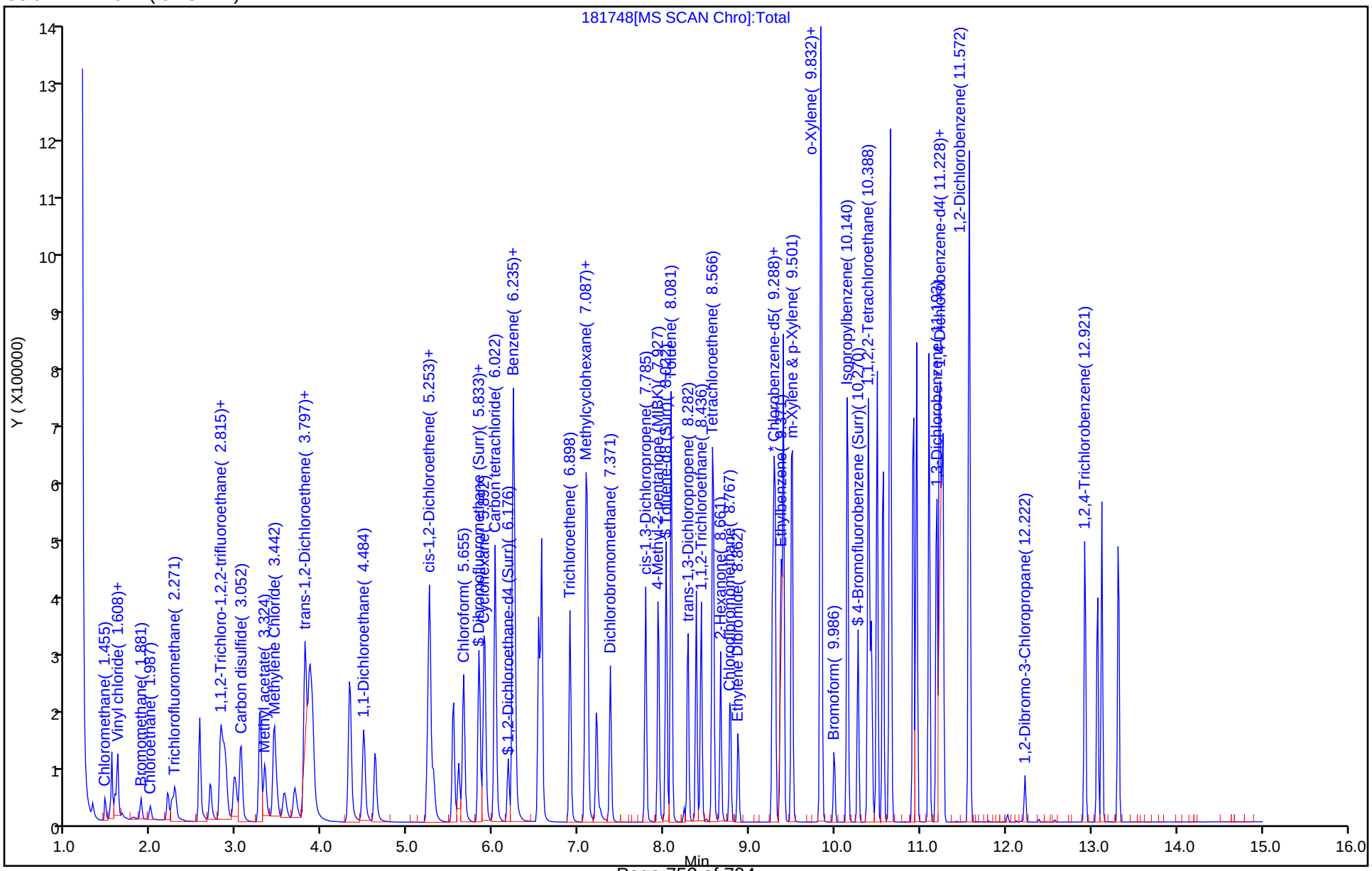

Eurofins TestAmerica, Canton
Recovery Report

Data File: \\chromna\Canton\ChromData\A3UX18\20191226-94559.b\181748.D
Lims ID: 240-123869-C-5 MSD
Client ID:
Sample Type: MSD
Inject. Date: 26-Dec-2019 19:04:30 ALS Bottle#: 17 Worklist Smp#: 18
Purge Vol: 5.000 mL Dil. Factor: 1.0000
Sample Info: 240-123869-c-5 msd
Misc. Info.: 240-0094559-018
Operator ID: 002808 Instrument ID: A3UX18

Method: \\chromna\Canton\ChromData\A3UX18\20191226-94559.b\8260_18.m
Limit Group: MSV 8260B ICAL
Last Update: 27-Dec-2019 10:27:16 Calib Date: 18-Nov-2019 16:03:30
Integrator: RTE ID Type: Deconvolution ID
Quant Method: Internal Standard Quant By: Initial Calibration
Last ICal File: \\chromna\Canton\ChromData\A3UX18\20191118-93277.b\181425.D

Column 1 : DB-624 (0.18 mm) Det: MS SCAN
Process Host: CTX0335

First Level Reviewer: macenczaks Date: 27-Dec-2019 10:01:59

Compound	Amount Added	Amount Recovered	% Rec.
$ 4 Dibromofluoromethane (Surr)	30.0	27.5	91.52
$ 5 1,2-Dichloroethane-d4 (Surr)	30.0	24.9	83.10
$ 6 Toluene-d8 (Surr)	30.0	30.4	101.19
$ 7 4-Bromofluorobenzene (Surr)	30.0	26.8	89.42

FORM I
GC/MS VOA ORGANICS ANALYSIS DATA SHEET

Lab Name: Eurofins TestAmerica, Canton Job No.: 240-123986-1

SDG No.:

Client Sample ID: Lab Sample ID: 240-124077-C-5-C MSD

Matrix: Solid Lab File ID: UX88073.D

Analysis Method: 8260B Date Collected:

Sample wt/vol: 5.01(g) Date Analyzed: 12/28/2019 13:05

Soil Aliquot Vol: Dilution Factor: 1

Soil Extract Vol.: GC Column: DB-624 ID: 0.18(mm)

% Moisture: 10.9 Level: (low/med) Low

Analysis Batch No.: 417546 Units: ug/Kg

CAS NO.	COMPOUND NAME	RESULT	Q	RL	MDL
75-34-3	1,1-Dichloroethane	20.4		5.6	0.78
107-06-2	1,2-Dichloroethane	17.7		5.6	0.86
95-63-6	1,2,4-Trimethylbenzene	18.8		5.6	1.1
71-43-2	Benzene	18.2		5.6	0.78
100-41-4	Ethylbenzene	17.0		5.6	1.2
106-93-4	1,2-Dibromoethane	15.8		5.6	0.86
1634-04-4	Methyl tert-butyl ether	25.6		5.6	0.92
108-88-3	Toluene	22.3		5.6	0.87
91-20-3	Naphthalene	4.01	J	5.6	3.0
1330-20-7	Xylenes, Total	31.9		11	1.8

CAS NO.	SURROGATE	%REC	Q	LIMITS
17060-07-0	1,2-Dichloroethane-d4 (Surr)	85		59-120
460-00-4	4-Bromofluorobenzene (Surr)	71		51-127
2037-26-5	Toluene-d8 (Surr)	109		64-124
1868-53-7	Dibromofluoromethane (Surr)	81		56-122

Eurofins TestAmerica, Canton
Target Compound Quantitation Report

Data File: \\chromna\Canton\ChromData\A3UX8\20191228-94619.b\UX88073.D
Lims ID: 240-124077-C-5-C MSD
Client ID:
Sample Type: MSD
Inject. Date: 28-Dec-2019 13:05:30 ALS Bottle#: 19 Worklist Smp#: 21
Purge Vol: 5.000 mL Dil. Factor: 1.0000
Sample Info: 240-0094619-021
Operator ID: 402279 Instrument ID: A3UX8

Method: \\chromna\Canton\ChromData\A3UX8\20191228-94619.b\8260_8.m
Limit Group: MSV 8260B ICAL
Last Update: 30-Dec-2019 06:52:47 Calib Date: 04-Nov-2019 05:00:30
Integrator: RTE ID Type: Deconvolution ID
Quant Method: Internal Standard Quant By: Initial Calibration
Last ICal File: \\chromna\Canton\ChromData\A3UX8\20191104-92755.b\UX87328.D

Column 1 : DB-624 (0.18 mm) Det: MS SCAN
Process Host: CTX0320

First Level Reviewer: latat Date: 29-Dec-2019 02:02:12

Compound	Sig	RT (min.)	Exp RT (min.)	Dlt RT (min.)	Q	Response	Cal Amt ug/l	OnCol Amt ug/l	Flags
* 1 Fluorobenzene	96	5.086	5.077	0.009	100	565365	50.0	50.0	
* 2 Chlorobenzene-d5	117	7.595	7.597	-0.002	98	246812	50.0	50.0	
* 3 1,4-Dichlorobenzene-d4	152	9.784	9.786	-0.002	99	73125	50.0	50.0	s
$ 4 Dibromofluoromethane (Surr	113	4.554	4.556	-0.002	93	110503	50.0	40.7	
$ 5 1,2-Dichloroethane-d4 (Sur	65	4.814	4.817	-0.003	95	118905	50.0	42.6	
$ 6 Toluene-d8 (Surr)	98	6.341	6.343	-0.002	94	405137	50.0	54.5	
$ 7 4-Bromofluorobenzene (Surr	95	8.672	8.674	-0.002	89	84921	50.0	35.7	
32 Methyl tert-butyl ether	73	3.465	3.468	-0.003	95	146665	25.0	22.8	
34 1,1-Dichloroethane	63	3.773	3.775	-0.002	97	115166	25.0	18.2	
53 1,2-Dichloroethane	62	4.873	4.876	-0.003	54	62120	25.0	15.8	
54 Benzene	78	4.873	4.876	-0.003	98	229778	25.0	16.2	
70 Toluene	91	6.400	6.402	-0.002	97	176563	25.0	19.9	
80 Ethylene Dibromide	107	7.193	7.183	0.010	97	16113	25.0	14.1	
84 Ethylbenzene	106	7.713	7.716	-0.003	98	45131	25.0	15.2	
85 m-Xylene & p-Xylene	106	7.820	7.822	-0.002	99	51883	25.0	13.8	
86 o-Xylene	106	8.187	8.189	-0.002	97	53191	25.0	14.8	
102 1,2,4-Trimethylbenzene	105	9.441	9.443	-0.002	96	79523	25.0	16.8	
115 Naphthalene	128	12.008	12.011	-0.003	91	10062	25.0	3.58	
S 128 Xylenes, Total	106				0		50.0	28.5	

QC Flag Legend

Processing Flags
s - Failed ISTD Recovery Test

Reagents:

VMFASPW_00330	Amount Added:	2.50	Units: uL	
VMFASAW_00310	Amount Added:	2.50	Units: uL	
VMFASGW_00340	Amount Added:	2.50	Units: uL	
vm40ml_vials_00014	Amount Added:	0.00	Units:	Run Reagent
VMUX8SS_00032	Amount Added:	1.15	Units: uL	Run Reagent
vmDist_H2o_00161	Amount Added:	0.00	Units:	Run Reagent
VM568718_00017	Amount Added:	1.00	Units: uL	Run Reagent

Report Date: 30-Dec-2019 06:54:18 Chrom Revision: 2.3 15-Dec-2019 06:20:02

Eurofins TestAmerica, Canton

Data File: \\chromna\Canton\ChromData\A3UX8\20191228-94619.b\UX88073.D

Injection Date:	28-Dec-2019 13:05:30	Instrument ID:	A3UX8	Operator ID:	402279
Lims ID:	240-124077-C-5-C MSD			Worklist Smp#:	21
Client ID:					
Purge Vol:	5.000 mL	Dil. Factor:	1.0000	ALS Bottle#:	19
Method:	8260_8	Limit Group:	MSV 8260B ICAL		

Column: DB-624 (0.18 mm)

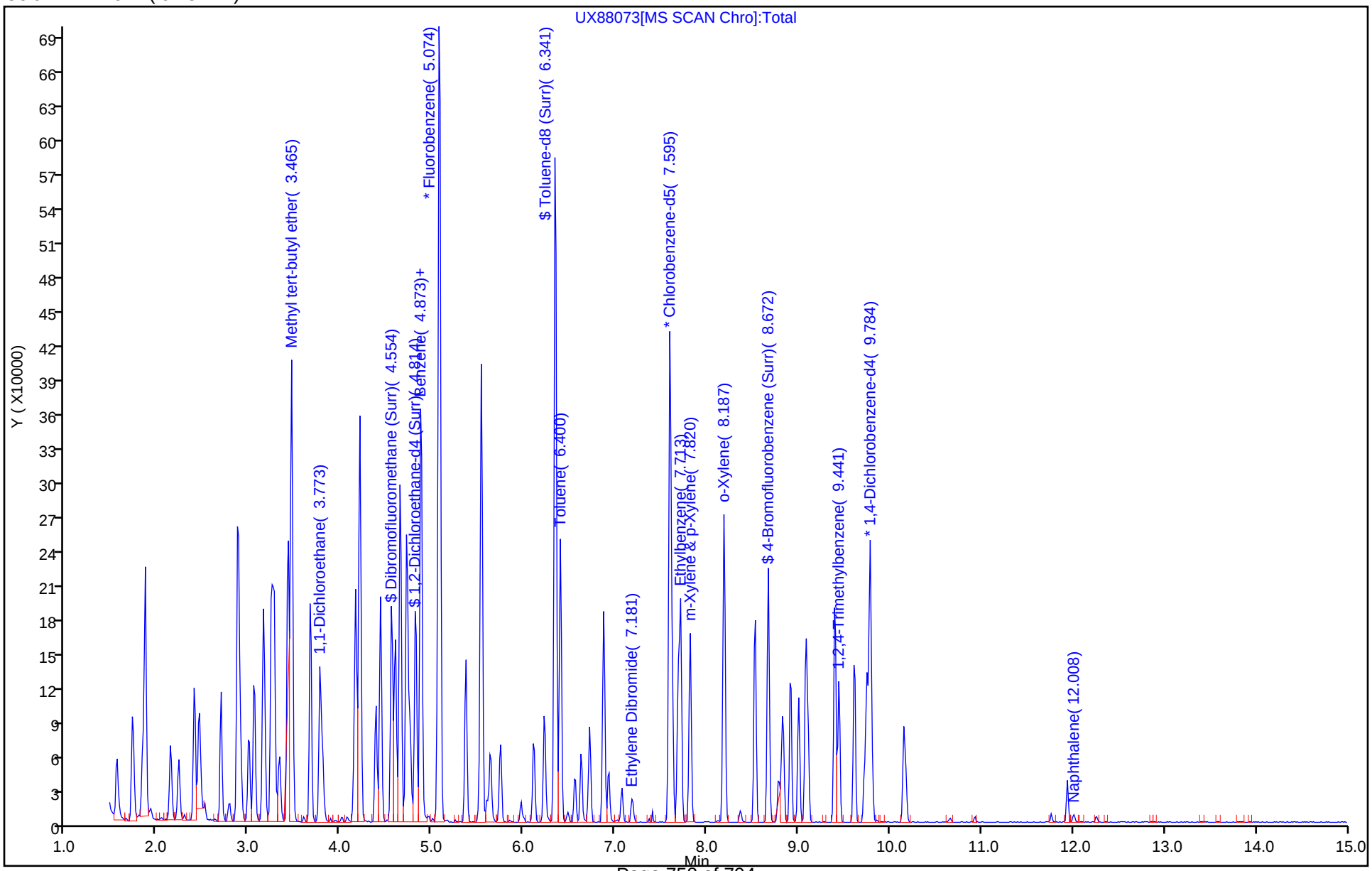

Eurofins TestAmerica, Canton
Recovery Report

Data File: \\chromna\Canton\ChromData\A3UX8\20191228-94619.b\UX88073.D
Lims ID: 240-124077-C-5-C MSD
Client ID:
Sample Type: MSD
Inject. Date: 28-Dec-2019 13:05:30 ALS Bottle#: 19 Worklist Smp#: 21
Purge Vol: 5.000 mL Dil. Factor: 1.0000
Sample Info: 240-0094619-021
Operator ID: 402279 Instrument ID: A3UX8

Method: \\chromna\Canton\ChromData\A3UX8\20191228-94619.b\8260_8.m
Limit Group: MSV 8260B ICAL
Last Update: 30-Dec-2019 06:52:47 Calib Date: 04-Nov-2019 05:00:30
Integrator: RTE ID Type: Deconvolution ID
Quant Method: Internal Standard Quant By: Initial Calibration
Last ICal File: \\chromna\Canton\ChromData\A3UX8\20191104-92755.b\UX87328.D

Column 1 : DB-624 (0.18 mm) Det: MS SCAN
Process Host: CTX0320

First Level Reviewer: latat Date: 29-Dec-2019 02:02:12

Compound	Amount Added	Amount Recovered	% Rec.
$ 4 Dibromofluoromethane (Surr)	50.0	40.7	81.41
$ 5 1,2-Dichloroethane-d4 (Surr)	50.0	42.6	85.12
$ 6 Toluene-d8 (Surr)	50.0	54.5	108.94
$ 7 4-Bromofluorobenzene (Surr)	50.0	35.7	71.47

GC/MS VOA ANALYSIS RUN LOG

Lab Name: Eurofins TestAmerica, Canton Job No.: 240-123986-1

SDG No.:

Instrument ID: A3UX8 Start Date: 08/16/2019 06:31

Analysis Batch Number: 396344 End Date: 08/16/2019 11:02

LAB SAMPLE ID	CLIENT SAMPLE ID	DATE ANALYZED	DILUTION FACTOR	LAB FILE ID	COLUMN ID
BFB 240-396344/1		08/16/2019 06:31	1	BFB8992.D	DB-624 0.18(mm)
STDA9 240-396344/3 IC		08/16/2019 07:03	1	UX85973.D	DB-624 0.18(mm)
STDA9 240-396344/4 IC		08/16/2019 07:25	1	UX85974.D	DB-624 0.18(mm)
STDA9 240-396344/5 IC		08/16/2019 07:47	1	UX85975.D	DB-624 0.18(mm)
STDA9 240-396344/6 IC		08/16/2019 08:08	1	UX85976.D	DB-624 0.18(mm)
STDA9 240-396344/7 IC		08/16/2019 08:30	1	UX85977.D	DB-624 0.18(mm)
STDA9 240-396344/8 IC		08/16/2019 08:52	1	UX85978.D	DB-624 0.18(mm)
STDA9 240-396344/9 IC		08/16/2019 09:14	1	UX85979.D	DB-624 0.18(mm)
STDA9 240-396344/10 IC		08/16/2019 09:35	1	UX85980.D	DB-624 0.18(mm)
STDA9 240-396344/11 IC		08/16/2019 09:57	1	UX85981.D	DB-624 0.18(mm)
ICV 240-396344/13		08/16/2019 10:41	1		DB-624 0.18(mm)
240-116160-A-2-B MDLV		08/16/2019 11:02	1		DB-624 0.18(mm)

GC/MS VOA ANALYSIS RUN LOG

Lab Name: Eurofins TestAmerica, Canton Job No.: 240-123986-1

SDG No.:

Instrument ID: A3UX14 Start Date: 11/02/2019 12:39

Analysis Batch Number: 408884 End Date: 11/02/2019 23:43

LAB SAMPLE ID	CLIENT SAMPLE ID	DATE ANALYZED	DILUTION FACTOR	LAB FILE ID	COLUMN ID
BFB 240-408884/1		11/02/2019 12:39	1	BFB14064.D	DB-624 0.18(mm)
IC 240-408884/3		11/02/2019 13:21	1	1422503.D	DB-624 0.18(mm)
IC 240-408884/4		11/02/2019 13:43	1	1422504.D	DB-624 0.18(mm)
IC 240-408884/5		11/02/2019 14:06	1	1422505.D	DB-624 0.18(mm)
ICIS 240-408884/6		11/02/2019 14:28	1	1422506.D	DB-624 0.18(mm)
IC 240-408884/7		11/02/2019 14:50	1	1422507.D	DB-624 0.18(mm)
IC 240-408884/8		11/02/2019 15:12	1	1422508.D	DB-624 0.18(mm)
IC 240-408884/9		11/02/2019 15:34	1	1422509.D	DB-624 0.18(mm)
IC 240-408884/10		11/02/2019 15:57	1	1422510.D	DB-624 0.18(mm)
IC 240-408884/11		11/02/2019 16:19	1	1422511.D	DB-624 0.18(mm)
ICV 240-408884/13		11/02/2019 17:03	1	1422513.D	DB-624 0.18(mm)
ZZZZZ		11/02/2019 17:26	1		DB-624 0.18(mm)
ZZZZZ		11/02/2019 17:48	1		DB-624 0.18(mm)
ZZZZZ		11/02/2019 18:10	1		DB-624 0.18(mm)
ZZZZZ		11/02/2019 18:32	1		DB-624 0.18(mm)
ZZZZZ		11/02/2019 18:54	1		DB-624 0.18(mm)
ZZZZZ		11/02/2019 19:39	1		DB-624 0.18(mm)
ZZZZZ		11/02/2019 20:01	3.333		DB-624 0.18(mm)
ZZZZZ		11/02/2019 20:23	1		DB-624 0.18(mm)
ZZZZZ		11/02/2019 20:45	1		DB-624 0.18(mm)
ZZZZZ		11/02/2019 21:07	1		DB-624 0.18(mm)
ZZZZZ		11/02/2019 21:30	1		DB-624 0.18(mm)
ZZZZZ		11/02/2019 21:52	1		DB-624 0.18(mm)
ZZZZZ		11/02/2019 22:14	1		DB-624 0.18(mm)
ZZZZZ		11/02/2019 22:36	1		DB-624 0.18(mm)
ZZZZZ		11/02/2019 22:58	1		DB-624 0.18(mm)
ZZZZZ		11/02/2019 23:21	1		DB-624 0.18(mm)
ZZZZZ		11/02/2019 23:43	1		DB-624 0.18(mm)

GC/MS VOA ANALYSIS RUN LOG

Lab Name: Eurofins TestAmerica, Canton Job No.: 240-123986-1

SDG No.:

Instrument ID: A3UX8 Start Date: 11/04/2019 01:19

Analysis Batch Number: 408938 End Date: 11/04/2019 05:47

LAB SAMPLE ID	CLIENT SAMPLE ID	DATE ANALYZED	DILUTION FACTOR	LAB FILE ID	COLUMN ID
BFB 240-408938/1		11/04/2019 01:19	1	BFB8044.D	DB-624 0.18(mm)
STD8260 240-408938/3 IC		11/04/2019 01:56	1	UX87320.D	DB-624 0.18(mm)
STD8260 240-408938/4 IC		11/04/2019 02:19	1	UX87321.D	DB-624 0.18(mm)
STD8260 240-408938/5 IC		11/04/2019 02:43	1	UX87322.D	DB-624 0.18(mm)
STD8260 240-408938/6 IC		11/04/2019 03:07	1	UX87323.D	DB-624 0.18(mm)
ICIS 240-408938/7		11/04/2019 03:30	1	UX87324.D	DB-624 0.18(mm)
STD8260 240-408938/8 IC		11/04/2019 03:52	1	UX87325.D	DB-624 0.18(mm)
STD8260 240-408938/9 IC		11/04/2019 04:14	1	UX87326.D	DB-624 0.18(mm)
STD8260 240-408938/10 IC		11/04/2019 04:36	1	UX87327.D	DB-624 0.18(mm)
STD8260 240-408938/11 IC		11/04/2019 05:00	1	UX87328.D	DB-624 0.18(mm)
ICV 240-408938/13		11/04/2019 05:47	1	UX87330.D	DB-624 0.18(mm)

GC/MS VOA ANALYSIS RUN LOG

Lab Name: Eurofins TestAmerica, Canton Job No.: 240-123986-1

SDG No.:

Instrument ID: A3UX14 Start Date: 11/07/2019 10:56

Analysis Batch Number: 409689 End Date: 11/07/2019 20:56

LAB SAMPLE ID	CLIENT SAMPLE ID	DATE ANALYZED	DILUTION FACTOR	LAB FILE ID	COLUMN ID
BFB 240-409689/1		11/07/2019 10:56	1	BFB14068.D	DB-624 0.18(mm)
CCVIS 240-409689/3		11/07/2019 11:38	1		DB-624 0.18(mm)
ZZZZZ		11/07/2019 12:00	1		DB-624 0.18(mm)
ZZZZZ		11/07/2019 12:23	1		DB-624 0.18(mm)
ZZZZZ		11/07/2019 12:45	1		DB-624 0.18(mm)
ZZZZZ		11/07/2019 13:07	1		DB-624 0.18(mm)
ZZZZZ		11/07/2019 13:29	1		DB-624 0.18(mm)
ZZZZZ		11/07/2019 13:52	1		DB-624 0.18(mm)
ZZZZZ		11/07/2019 14:14	1		DB-624 0.18(mm)
ZZZZZ		11/07/2019 14:58	1		DB-624 0.18(mm)
ZZZZZ		11/07/2019 15:21	1		DB-624 0.18(mm)
ZZZZZ		11/07/2019 15:43	1		DB-624 0.18(mm)
ZZZZZ		11/07/2019 16:05	1		DB-624 0.18(mm)
IC 240-409689/16		11/07/2019 16:27	1	1422628.D	DB-624 0.18(mm)
IC 240-409689/17		11/07/2019 16:50	1	1422629.D	DB-624 0.18(mm)
IC 240-409689/18		11/07/2019 17:12	1	1422630.D	DB-624 0.18(mm)
IC 240-409689/19		11/07/2019 17:35	1	1422631.D	DB-624 0.18(mm)
IC 240-409689/20		11/07/2019 17:57	1	1422632.D	DB-624 0.18(mm)
IC 240-409689/21		11/07/2019 18:20	1	1422633.D	DB-624 0.18(mm)
IC 240-409689/22		11/07/2019 18:42	1	1422634.D	DB-624 0.18(mm)
IC 240-409689/23		11/07/2019 19:04	1	1422635.D	DB-624 0.18(mm)
IC 240-409689/24		11/07/2019 19:26	1	1422636.D	DB-624 0.18(mm)
ICV 240-409689/25		11/07/2019 19:49	1	1422637.D	DB-624 0.18(mm)
ZZZZZ		11/07/2019 20:11	1		DB-624 0.18(mm)
ZZZZZ		11/07/2019 20:33	1		DB-624 0.18(mm)
ZZZZZ		11/07/2019 20:56	1		DB-624 0.18(mm)

GC/MS VOA ANALYSIS RUN LOG

Lab Name: Eurofins TestAmerica, Canton Job No.: 240-123986-1

SDG No.:

Instrument ID: A3UX18 Start Date: 11/15/2019 14:53

Analysis Batch Number: 411174 End Date: 11/15/2019 20:46

LAB SAMPLE ID	CLIENT SAMPLE ID	DATE ANALYZED	DILUTION FACTOR	LAB FILE ID	COLUMN ID
BFB 240-411174/1		11/15/2019 14:53	1	BFB18690.D	DB-624 0.18(mm)
IC 240-411174/3		11/15/2019 15:42	1	181402.D	DB-624 0.18(mm)
IC 240-411174/4		11/15/2019 16:07	1	181403.D	DB-624 0.18(mm)
IC 240-411174/5		11/15/2019 16:32	1	181404.D	DB-624 0.18(mm)
ICIS 240-411174/6		11/15/2019 16:57	1	181405.D	DB-624 0.18(mm)
IC 240-411174/7		11/15/2019 17:22	1	181406.D	DB-624 0.18(mm)
IC 240-411174/8		11/15/2019 17:47	1	181407.D	DB-624 0.18(mm)
IC 240-411174/9		11/15/2019 18:13	1	181408.D	DB-624 0.18(mm)
IC 240-411174/10		11/15/2019 18:37	1	181409.D	DB-624 0.18(mm)
IC 240-411174/11		11/15/2019 19:02	1	181410.D	DB-624 0.18(mm)
ICV 240-411174/12		11/15/2019 19:28	1	181411.D	DB-624 0.18(mm)
ZZZZZ		11/15/2019 19:53	1		DB-624 0.18(mm)
ZZZZZ		11/15/2019 20:20	1		DB-624 0.18(mm)
ZZZZZ		11/15/2019 20:46	1		DB-624 0.18(mm)

GC/MS VOA ANALYSIS RUN LOG

Lab Name: Eurofins TestAmerica, Canton Job No.: 240-123986-1

SDG No.:

Instrument ID: A3UX18 Start Date: 11/18/2019 11:30

Analysis Batch Number: 411419 End Date: 11/18/2019 18:13

LAB SAMPLE ID	CLIENT SAMPLE ID	DATE ANALYZED	DILUTION FACTOR	LAB FILE ID	COLUMN ID
BFB 240-411419/1		11/18/2019 11:30	1	BFB18691.D	DB-624 0.18(mm)
CCVIS 240-411419/3		11/18/2019 12:17	1		DB-624 0.18(mm)
IC 240-411419/4		11/18/2019 12:42	1	181417.D	DB-624 0.18(mm)
IC 240-411419/5		11/18/2019 13:07	1	181418.D	DB-624 0.18(mm)
IC 240-411419/6		11/18/2019 13:32	1	181419.D	DB-624 0.18(mm)
IC 240-411419/7		11/18/2019 13:58	1	181420.D	DB-624 0.18(mm)
IC 240-411419/8		11/18/2019 14:23	1	181421.D	DB-624 0.18(mm)
IC 240-411419/9		11/18/2019 14:48	1	181422.D	DB-624 0.18(mm)
IC 240-411419/10		11/18/2019 15:13	1	181423.D	DB-624 0.18(mm)
IC 240-411419/11		11/18/2019 15:38	1	181424.D	DB-624 0.18(mm)
IC 240-411419/12		11/18/2019 16:03	1	181425.D	DB-624 0.18(mm)
ICV 240-411419/13		11/18/2019 16:28	1	181426.D	DB-624 0.18(mm)
ZZZZZ		11/18/2019 16:54	1		DB-624 0.18(mm)
ZZZZZ		11/18/2019 17:20	1		DB-624 0.18(mm)
ZZZZZ		11/18/2019 17:47	1		DB-624 0.18(mm)
ZZZZZ		11/18/2019 18:13	1		DB-624 0.18(mm)

GC/MS VOA ANALYSIS RUN LOG

Lab Name: Eurofins TestAmerica, Canton Job No.: 240-123986-1

SDG No.:

Instrument ID: A3UX18 Start Date: 12/26/2019 11:50

Analysis Batch Number: 417275 End Date: 12/26/2019 23:24

LAB SAMPLE ID	CLIENT SAMPLE ID	DATE ANALYZED	DILUTION FACTOR	LAB FILE ID	COLUMN ID
BFB 240-417275/1		12/26/2019 11:50	1	BFB18705.D	DB-624 0.18(mm)
CCVIS 240-417275/3		12/26/2019 12:36	1	181733.D	DB-624 0.18(mm)
CCV 240-417275/4		12/26/2019 13:01	1	181734.D	DB-624 0.18(mm)
LCS 240-417275/5		12/26/2019 13:27	1	181735.D	DB-624 0.18(mm)
MB 240-417275/6		12/26/2019 13:53	1	181736.D	DB-624 0.18(mm)
LCS 240-417275/7		12/26/2019 14:19	1	181737.D	DB-624 0.18(mm)
ZZZZZ		12/26/2019 14:45	1		DB-624 0.18(mm)
ZZZZZ		12/26/2019 15:10	2		DB-624 0.18(mm)
ZZZZZ		12/26/2019 15:36	1		DB-624 0.18(mm)
ZZZZZ		12/26/2019 16:02	1		DB-624 0.18(mm)
ZZZZZ		12/26/2019 16:28	1		DB-624 0.18(mm)
ZZZZZ		12/26/2019 16:54	2.5		DB-624 0.18(mm)
ZZZZZ		12/26/2019 17:20	2.5		DB-624 0.18(mm)
ZZZZZ		12/26/2019 17:46	1		DB-624 0.18(mm)
ZZZZZ		12/26/2019 18:12	1		DB-624 0.18(mm)
240-123869-C-5 MS		12/26/2019 18:38	1	181747.D	DB-624 0.18(mm)
240-123869-C-5 MSD		12/26/2019 19:04	1	181748.D	DB-624 0.18(mm)
ZZZZZ		12/26/2019 19:30	6.667		DB-624 0.18(mm)
ZZZZZ		12/26/2019 19:56	2.5		DB-624 0.18(mm)
ZZZZZ		12/26/2019 20:22	1		DB-624 0.18(mm)
ZZZZZ		12/26/2019 20:48	1		DB-624 0.18(mm)
ZZZZZ		12/26/2019 21:14	1		DB-624 0.18(mm)
ZZZZZ		12/26/2019 21:40	1		DB-624 0.18(mm)
ZZZZZ		12/26/2019 22:06	1		DB-624 0.18(mm)
ZZZZZ		12/26/2019 22:31	1		DB-624 0.18(mm)
240-123986-1		12/26/2019 22:57	1	181757.D	DB-624 0.18(mm)
ZZZZZ		12/26/2019 23:24	1		DB-624 0.18(mm)

GC/MS VOA ANALYSIS RUN LOG

Lab Name: Eurofins TestAmerica, Canton Job No.: 240-123986-1

SDG No.:

Instrument ID: A3UX14 Start Date: 12/26/2019 14:10

Analysis Batch Number: 417294 End Date: 12/27/2019 01:59

LAB SAMPLE ID	CLIENT SAMPLE ID	DATE ANALYZED	DILUTION FACTOR	LAB FILE ID	COLUMN ID
BFB 240-417294/1		12/26/2019 14:10	1	BFB14094.D	DB-624 0.18(mm)
CCV 240-417294/4		12/26/2019 15:15	1	1423266.D	DB-624 0.18(mm)
CCVIS 240-417294/10		12/26/2019 15:37	1	1423267.D	DB-624 0.18(mm)
LCS 240-417294/5		12/26/2019 15:59	1	1423268.D	DB-624 0.18(mm)
LCS 240-417294/6		12/26/2019 16:21	1	1423269.D	DB-624 0.18(mm)
ZZZZZ		12/26/2019 16:44	1		DB-624 0.18(mm)
MB 240-417294/8		12/26/2019 17:06	1	1423271.D	DB-624 0.18(mm)
ZZZZZ		12/26/2019 17:50	1		DB-624 0.18(mm)
ZZZZZ		12/26/2019 18:13	1		DB-624 0.18(mm)
ZZZZZ		12/26/2019 18:35	1		DB-624 0.18(mm)
ZZZZZ		12/26/2019 18:57	1		DB-624 0.18(mm)
ZZZZZ		12/26/2019 19:19	1		DB-624 0.18(mm)
ZZZZZ		12/26/2019 19:41	1		DB-624 0.18(mm)
ZZZZZ		12/26/2019 20:03	1		DB-624 0.18(mm)
ZZZZZ		12/26/2019 21:10	1		DB-624 0.18(mm)
ZZZZZ		12/26/2019 21:32	1		DB-624 0.18(mm)
ZZZZZ		12/26/2019 21:54	1		DB-624 0.18(mm)
ZZZZZ		12/26/2019 23:23	1		DB-624 0.18(mm)
ZZZZZ		12/26/2019 23:45	1		DB-624 0.18(mm)
ZZZZZ		12/27/2019 00:08	1		DB-624 0.18(mm)
240-123986-2		12/27/2019 00:30	1	1423291.D	DB-624 0.18(mm)
240-123986-3		12/27/2019 00:52	1	1423292.D	DB-624 0.18(mm)
240-123986-4		12/27/2019 01:14	1	1423293.D	DB-624 0.18(mm)
240-123986-4 MS		12/27/2019 01:37	1	1423294.D	DB-624 0.18(mm)
240-123986-4 MSD		12/27/2019 01:59	1	1423295.D	DB-624 0.18(mm)

GC/MS VOA ANALYSIS RUN LOG

Lab Name: Eurofins TestAmerica, Canton Job No.: 240-123986-1

SDG No.:

Instrument ID: A3UX8 Start Date: 12/28/2019 06:12

Analysis Batch Number: 417546 End Date: 12/28/2019 17:54

LAB SAMPLE ID	CLIENT SAMPLE ID	DATE ANALYZED	DILUTION FACTOR	LAB FILE ID	COLUMN ID
BFB 240-417546/1		12/28/2019 06:12	1	BFB8078.D	DB-624 0.18(mm)
CCVIS 240-417546/4		12/28/2019 06:45	1	UX88056.D	DB-624 0.18(mm)
CCV 240-417546/5		12/28/2019 07:07	1	UX88057.D	DB-624 0.18(mm)
LCS 240-417546/6		12/28/2019 07:30	1	UX88058.D	DB-624 0.18(mm)
MB 240-417546/7		12/28/2019 07:52	1	UX88059.D	DB-624 0.18(mm)
ZZZZZ		12/28/2019 08:15	1		DB-624 0.18(mm)
240-123986-5		12/28/2019 10:08	1	UX88065.D	DB-624 0.18(mm)
240-123986-6		12/28/2019 10:30	1	UX88066.D	DB-624 0.18(mm)
240-123986-7		12/28/2019 10:52	1	UX88067.D	DB-624 0.18(mm)
ZZZZZ		12/28/2019 11:14	1		DB-624 0.18(mm)
ZZZZZ		12/28/2019 11:58	1		DB-624 0.18(mm)
ZZZZZ		12/28/2019 12:20	1		DB-624 0.18(mm)
240-124077-C-5-B MS		12/28/2019 12:43	1	UX88072.D	DB-624 0.18(mm)
240-124077-C-5-C MSD		12/28/2019 13:05	1	UX88073.D	DB-624 0.18(mm)
ZZZZZ		12/28/2019 13:50	1		DB-624 0.18(mm)
ZZZZZ		12/28/2019 14:34	1		DB-624 0.18(mm)
ZZZZZ		12/28/2019 14:56	1		DB-624 0.18(mm)
ZZZZZ		12/28/2019 15:18	1		DB-624 0.18(mm)
ZZZZZ		12/28/2019 15:41	1		DB-624 0.18(mm)
ZZZZZ		12/28/2019 16:02	1		DB-624 0.18(mm)
ZZZZZ		12/28/2019 16:24	1		DB-624 0.18(mm)
ZZZZZ		12/28/2019 16:46	1		DB-624 0.18(mm)
ZZZZZ		12/28/2019 17:09	1		DB-624 0.18(mm)
ZZZZZ		12/28/2019 17:32	16.667		DB-624 0.18(mm)
ZZZZZ		12/28/2019 17:54	1		DB-624 0.18(mm)

GC/MS VOA BATCH WORKSHEET

Lab Name: Eurofins TestAmerica, Canton Job No.: 240-123986-1

SDG No.:

Batch Number: 411174 Batch Start Date: 11/15/19 14:53 Batch Analyst: Macenczak, Steven

Batch Method: 8260B Batch End Date:

Lab Sample ID	Client Sample ID	Method Chain	Basis	InitialAmount	FinalAmount	vm150is 00155	vm150ss 00017	vm50ss 00379	VMAROLISTDW 00320
BFB 240-411174/1		8260B		5 mL	5 mL				
IC 240-411174/3		8260B		5 mL	5 mL	1 uL		25 uL	25 uL
IC 240-411174/4		8260B		5 mL	5 mL	1 uL		20 uL	20 uL
IC 240-411174/5		8260B		5 mL	5 mL	1 uL		10 uL	10 uL
ICIS 240-411174/6		8260B		5 mL	5 mL	1 uL		5 uL	5 uL
IC 240-411174/7		8260B		5 mL	5 mL	1 uL		2 uL	2 uL
IC 240-411174/8		8260B		5 mL	5 mL	1 uL		1 uL	1 uL
IC 240-411174/9		8260B		5 mL	5 mL	1 uL		0.5 uL	0.5 uL
IC 240-411174/10		8260B		5 mL	5 mL	1 uL		0.2 uL	0.2 uL
IC 240-411174/11		8260B		5 mL	5 mL	1 uL		0.1 uL	0.1 uL
ICV 240-411174/12		8260B		5 mL	5 mL	1 uL	1 uL		

Lab Sample ID	Client Sample ID	Method Chain	Basis	vmbfb 00023	VMFASAW 00304	VMFASGW 00334	VMFASPW 00325	VMRGAS 00315	VMRPRIMW 00360
BFB 240-411174/1		8260B		1 uL					
IC 240-411174/3		8260B						25 uL	25 uL
IC 240-411174/4		8260B						20 uL	20 uL
IC 240-411174/5		8260B						10 uL	10 uL
ICIS 240-411174/6		8260B						5 uL	5 uL
IC 240-411174/7		8260B						2 uL	2 uL
IC 240-411174/8		8260B						1 uL	1 uL
IC 240-411174/9		8260B						0.5 uL	0.5 uL
IC 240-411174/10		8260B						0.2 uL	0.2 uL
IC 240-411174/11		8260B						0.1 uL	0.1 uL
ICV 240-411174/12		8260B			5 uL	2 uL	5 uL		

The pound sign (#) in the amount added field denotes that the reagent was used undiluted. All calculations are performed using the stated concentration for this reagent.

GC/MS VOA BATCH WORKSHEET

Lab Name: Eurofins TestAmerica, Canton Job No.: 240-123986-1

SDG No.:

Batch Number: 411174 Batch Start Date: 11/15/19 14:53 Batch Analyst: Macenczak, Steven

Batch Method: 8260B Batch End Date:

Batch Notes	

Basis	Basis Description

The pound sign (#) in the amount added field denotes that the reagent was used undiluted. All calculations are performed using the stated concentration for this reagent.

GC/MS VOA BATCH WORKSHEET

Lab Name: Eurofins TestAmerica, Canton Job No.: 240-123986-1

SDG No.:

Batch Number: 411419 Batch Start Date: 11/18/19 11:30 Batch Analyst: Macenczak, Steven

Batch Method: 8260B Batch End Date:

Lab Sample ID	Client Sample ID	Method Chain	Basis	InitialAmount	FinalAmount	vm150is 00155	vm150ss 00017	vmbfb 00023	VMFASA9W 00254
BFB 240-411419/1		8260B		5 mL	5 mL			1 uL	
IC 240-411419/4		8260B		5 mL	5 mL	1 uL			
IC 240-411419/5		8260B		5 mL	5 mL	1 uL			
IC 240-411419/6		8260B		5 mL	5 mL	1 uL			
IC 240-411419/7		8260B		5 mL	5 mL	1 uL			
IC 240-411419/8		8260B		5 mL	5 mL	1 uL			
IC 240-411419/9		8260B		5 mL	5 mL	1 uL			
IC 240-411419/10		8260B		5 mL	5 mL	1 uL			
IC 240-411419/11		8260B		5 mL	5 mL	1 uL			
IC 240-411419/12		8260B		5 mL	5 mL	1 uL			
ICV 240-411419/13		8260B		5 mL	5 mL	1 uL	1 uL		5 uL

Lab Sample ID	Client Sample ID	Method Chain	Basis	VMRA9W 00321					
BFB 240-411419/1		8260B							
IC 240-411419/4		8260B		25 uL					
IC 240-411419/5		8260B		20 uL					
IC 240-411419/6		8260B		10 uL					
IC 240-411419/7		8260B		5 uL					
IC 240-411419/8		8260B		2 uL					
IC 240-411419/9		8260B		1 uL					
IC 240-411419/10		8260B		0.5 uL					
IC 240-411419/11		8260B		0.2 uL					
IC 240-411419/12		8260B		0.1 uL					
ICV 240-411419/13		8260B							

The pound sign (#) in the amount added field denotes that the reagent was used undiluted. All calculations are performed using the stated concentration for this reagent.

GC/MS VOA BATCH WORKSHEET

Lab Name: Eurofins TestAmerica, Canton Job No.: 240-123986-1

SDG No.:

Batch Number: 411419 Batch Start Date: 11/18/19 11:30 Batch Analyst: Macenczak, Steven

Batch Method: 8260B Batch End Date:

Batch Notes	

Basis	Basis Description

The pound sign (#) in the amount added field denotes that the reagent was used undiluted. All calculations are performed using the stated concentration for this reagent.

GC/MS VOA BATCH WORKSHEET

Lab Name: Eurofins TestAmerica, Canton Job No.: 240-123986-1

SDG No.:

Batch Number: 417275 Batch Start Date: 12/26/19 11:50 Batch Analyst: Macenczak, Steven

Batch Method: 8260B Batch End Date:

Lab Sample ID	Client Sample ID	Method Chain	Basis	InitialAmount	FinalAmount	Initial pH	vm150is 00159	vm150ss 00017	VMAROLISTDW 00326
BFB 240-417275/1		8260B		5 mL	5 mL				
CCVIS 240-417275/3		8260B		5 mL	5 mL		1 uL	1 uL	5 uL
CCV 240-417275/4		8260B		5 mL	5 mL		1 uL		
LCS 240-417275/5		8260B		5 mL	5 mL		1 uL	1 uL	
MB 240-417275/6		8260B		5 mL	5 mL		1 uL	1 uL	
LCS 240-417275/7		8260B		5 mL	5 mL		1 uL	1 uL	
240-123869-C-5 MS		8260B	T	5 mL	5 mL	<2 SU	1 uL	1 uL	
240-123869-C-5 MSD		8260B	T	5 mL	5 mL	<2 SU	1 uL	1 uL	
240-123986-B-1	TB-121619	8260B	T	5 mL	5 mL	<2 SU	1 uL	1 uL	

Lab Sample ID	Client Sample ID	Method Chain	Basis	vmbfb 00024	VMFASA9W 00259	VMFASAW 00309	VMFASGW 00340	VMFASPW 00330	VMRA9W 00326
BFB 240-417275/1		8260B		1 uL					
CCVIS 240-417275/3		8260B							
CCV 240-417275/4		8260B							5 uL
LCS 240-417275/5		8260B				5 uL	2 uL	5 uL	
MB 240-417275/6		8260B							
LCS 240-417275/7		8260B			5 uL				
240-123869-C-5 MS		8260B	T			5 uL	2 uL	5 uL	
240-123869-C-5 MSD		8260B	T			5 uL	2 uL	5 uL	
240-123986-B-1	TB-121619	8260B	T						

Lab Sample ID	Client Sample ID	Method Chain	Basis	VMRGAS 00321	VMRPRIMW 00366				
BFB 240-417275/1		8260B							

The pound sign (#) in the amount added field denotes that the reagent was used undiluted. All calculations are performed using the stated concentration for this reagent.

GC/MS VOA BATCH WORKSHEET

Lab Name: Eurofins TestAmerica, Canton Job No.: 240-123986-1

SDG No.:

Batch Number: 417275 Batch Start Date: 12/26/19 11:50 Batch Analyst: Macenczak, Steven

Batch Method: 8260B Batch End Date:

Lab Sample ID	Client Sample ID	Method Chain	Basis	VMRGAS 00321	VMRPRIMW 00366				
CCVIS 240-417275/3		8260B		2 uL	5 uL				
CCV 240-417275/4		8260B							
LCS 240-417275/5		8260B							
MB 240-417275/6		8260B							
LCS 240-417275/7		8260B							
240-123869-C-5 MS		8260B	T						
240-123869-C-5 MSD		8260B	T						
240-123986-B-1	TB-121619	8260B	T						

Batch Notes	
pH Indicator ID	HC998308

Basis	Basis Description
T	Total/NA

The pound sign (#) in the amount added field denotes that the reagent was used undiluted. All calculations are performed using the stated concentration for this reagent.

GC/MS VOA BATCH WORKSHEET

Lab Name: Eurofins TestAmerica, Canton Job No.: 240-123986-1

SDG No.:

Batch Number: 417294 Batch Start Date: 12/26/19 14:10 Batch Analyst: Macenczak, Steven

Batch Method: 8260B Batch End Date:

Lab Sample ID	Client Sample ID	Method Chain	Basis	InitialAmount	FinalAmount	VM250SS 00056	VM568718 00017	VMAROLISTDW 00326	vmbfb 00024
BFB 240-417294/1		8260B		5 mL	5 mL				1 uL
CCV 240-417294/4		8260B		5 mL	5 mL		1 uL		
LCS 240-417294/5		8260B		5 g	5 mL	1 uL	1 uL		
LCS 240-417294/6		8260B		5 g	5 mL	1 uL	1 uL		
MB 240-417294/8		8260B		5 g	5 mL	1 uL	1 uL		
CCVIS 240-417294/10		8260B		5 mL	5 mL	1 uL	1 uL	5 uL	
240-123986-B-2-A	E-SB-1798-6-8	8260B	T	5 g	5 mL	1 uL	1 uL		
240-123986-B-3-A	E-SB-1799-2-4	8260B	T	5 g	5 mL	1 uL	1 uL		
240-123986-B-4-A	E-SB-1795-2-3	8260B	T	5 g	5 mL	1 uL	1 uL		
240-123986-B-4-B MS	E-SB-1795-2-3	8260B	T	5 g	5 mL	1 uL	1 uL		
240-123986-B-4-C MSD	E-SB-1795-2-3	8260B	T	5 g	5 mL	1 uL	1 uL		

Lab Sample ID	Client Sample ID	Method Chain	Basis	VMFASA9W 00259	VMFASAW 00309	VMFASGW 00340	VMFASPW 00330	VMRA9W 00327	VMRGAS 00321
BFB 240-417294/1		8260B							
CCV 240-417294/4		8260B						5 uL	
LCS 240-417294/5		8260B			5 uL	2 uL	5 uL		
LCS 240-417294/6		8260B		5 uL					
MB 240-417294/8		8260B							
CCVIS 240-417294/10		8260B							2 uL
240-123986-B-2-A	E-SB-1798-6-8	8260B	T						
240-123986-B-3-A	E-SB-1799-2-4	8260B	T						
240-123986-B-4-A	E-SB-1795-2-3	8260B	T						

The pound sign (#) in the amount added field denotes that the reagent was used undiluted. All calculations are performed using the stated concentration for this reagent.

GC/MS VOA BATCH WORKSHEET

Lab Name: Eurofins TestAmerica, Canton Job No.: 240-123986-1

SDG No.:

Batch Number: 417294 Batch Start Date: 12/26/19 14:10 Batch Analyst: Macenczak, Steven

Batch Method: 8260B Batch End Date:

Lab Sample ID	Client Sample ID	Method Chain	Basis	VMFASA9W 00259	VMFASAW 00309	VMFASGW 00340	VMFASPW 00330	VMRA9W 00327	VMRGAS 00321
240-123986-B-4-B MS	E-SB-1795-2-3	8260B	T	5 uL	5 uL	2 uL	5 uL		
240-123986-B-4-C MSD	E-SB-1795-2-3	8260B	T	5 uL	5 uL	2 uL	5 uL		

Lab Sample ID	Client Sample ID	Method Chain	Basis	VMRPRIMW 00366					
BFB 240-417294/1		8260B							
CCV 240-417294/4		8260B							
LCS 240-417294/5		8260B							
LCS 240-417294/6		8260B							
MB 240-417294/8		8260B							
CCVIS 240-417294/10		8260B		5 uL					
240-123986-B-2-A	E-SB-1798-6-8	8260B	T						
240-123986-B-3-A	E-SB-1799-2-4	8260B	T						
240-123986-B-4-A	E-SB-1795-2-3	8260B	T						
240-123986-B-4-B MS	E-SB-1795-2-3	8260B	T						
240-123986-B-4-C MSD	E-SB-1795-2-3	8260B	T						

Batch Notes	

Basis	Basis Description
T	Total/NA

The pound sign (#) in the amount added field denotes that the reagent was used undiluted. All calculations are performed using the stated concentration for this reagent.

GC/MS VOA BATCH WORKSHEET

Lab Name: Eurofins TestAmerica, Canton Job No.: 240-123986-1

SDG No.:

Batch Number: 417328 Batch Start Date: 12/26/19 16:24 Batch Analyst: Macenczak, Steven

Batch Method: 5030A Batch End Date:

Lab Sample ID	Client Sample ID	Method Chain	Basis	InitialAmount	FinalAmount				
240-123986-B-2	E-SB-1798-6-8	5030A, 8260B	T	5.1944 g	5 mL				
240-123986-B-3	E-SB-1799-2-4	5030A, 8260B	T	5.1127 g	5 mL				
240-123986-B-4	E-SB-1795-2-3	5030A, 8260B	T	5.2814 g	5 mL				
240-123986-B-4 MS	E-SB-1795-2-3	5030A, 8260B	T	5.1477 g	5 mL				
240-123986-B-4 MSD	E-SB-1795-2-3	5030A, 8260B	T	5.3708 g	5 mL				

Batch Notes	
Balance ID	b051
Blank Matrix ID	185572
Vial Lot Number	4472661

Basis	Basis Description
T	Total/NA

The pound sign (#) in the amount added field denotes that the reagent was used undiluted. All calculations are performed using the stated concentration for this reagent.

GC/MS VOA BATCH WORKSHEET

Lab Name: Eurofins TestAmerica, Canton Job No.: 240-123986-1

SDG No.:

Batch Number: 417546 Batch Start Date: 12/28/19 06:12 Batch Analyst: Lata, Todd

Batch Method: 8260B Batch End Date:

Lab Sample ID	Client Sample ID	Method Chain	Basis	InitialAmount	FinalAmount	VM568718 00017	VMAROLISTDW 00326	vmbfb 00024	VMFASAW 00310
BFB 240-417546/1		8260B		5 mL	5 mL			1 uL	
CCVIS 240-417546/4		8260B		5 mL	5 mL	1 uL	5 uL		
CCV 240-417546/5		8260B		5 mL	5 mL	1 uL			
LCS 240-417546/6		8260B		5 g	5 mL	1 uL			2.5 uL
MB 240-417546/7		8260B		5 g	5 mL	1 uL			
240-123986-B-5-A	E-SB-1793-12-14	8260B	T	5 g	5 mL	1 uL			
240-123986-B-6-A	E-SB-1794-12-14	8260B	T	5 g	5 mL	1 uL			
240-123986-B-7-A	E-SB-1797-8-10	8260B	T	5 g	5 mL	1 uL			
240-124077-C-5-B MS		8260B	T	5 g	5 mL	1 uL			2.5 uL
240-124077-C-5-C MSD		8260B	T	5 g	5 mL	1 uL			2.5 uL

Lab Sample ID	Client Sample ID	Method Chain	Basis	VMFASGW 00340	VMFASPW 00330	VMRA9W 00326	VMRGAS 00321	VMRPRIMW 00366	VMUX8SS 00032
BFB 240-417546/1		8260B							
CCVIS 240-417546/4		8260B					2 uL	5 uL	1.1547 uL
CCV 240-417546/5		8260B				5 uL			
LCS 240-417546/6		8260B		2.5 uL	2.5 uL				1.1547 uL
MB 240-417546/7		8260B							1.1547 uL
240-123986-B-5-A	E-SB-1793-12-14	8260B	T						1.1547 uL
240-123986-B-6-A	E-SB-1794-12-14	8260B	T						1.1547 uL
240-123986-B-7-A	E-SB-1797-8-10	8260B	T						1.1547 uL
240-124077-C-5-B MS		8260B	T	2.5 uL	2.5 uL				1.1547 uL
240-124077-C-5-C MSD		8260B	T	2.5 uL	2.5 uL				1.1547 uL

The pound sign (#) in the amount added field denotes that the reagent was used undiluted. All calculations are performed using the stated concentration for this reagent.

GC/MS VOA BATCH WORKSHEET

Lab Name: Eurofins TestAmerica, Canton Job No.: 240-123986-1

SDG No.:

Batch Number: 417546 Batch Start Date: 12/28/19 06:12 Batch Analyst: Lata, Todd

Batch Method: 8260B Batch End Date:

Batch Notes	

Basis	Basis Description
T	Total/NA

The pound sign (#) in the amount added field denotes that the reagent was used undiluted. All calculations are performed using the stated concentration for this reagent.

GC/MS VOA BATCH WORKSHEET

Lab Name: Eurofins TestAmerica, Canton Job No.: 240-123986-1

SDG No.:

Batch Number: 417548 Batch Start Date: 12/28/19 07:26 Batch Analyst: Lata, Todd

Batch Method: 5030A Batch End Date:

Lab Sample ID	Client Sample ID	Method Chain	Basis	InitialAmount	FinalAmount				
240-123986-B-5	E-SB-1793-12-14	5030A, 8260B	T	5.07 g	5 mL				
240-123986-B-6	E-SB-1794-12-14	5030A, 8260B	T	5.08 g	5 mL				
240-123986-B-7	E-SB-1797-8-10	5030A, 8260B	T	5.04 g	5 mL				
240-124077-C-5 MS		5030A, 8260B	T	5.09 g	5 mL				
240-124077-C-5 MSD		5030A, 8260B	T	5.01 g	5 mL				

Batch Notes	
Balance ID	B035
Blank Matrix ID	185572

Basis	Basis Description
T	Total/NA

The pound sign (#) in the amount added field denotes that the reagent was used undiluted. All calculations are performed using the stated concentration for this reagent.

GENERAL CHEMISTRY

COVER PAGE
GENERAL CHEMISTRY

Lab Name: Eurofins TestAmerica, Canton Job Number: 240-123986-1

SDG No.:

Project: MRC Block E Soil Pile Inv

Client Sample ID	Lab Sample ID
E-SB-1798-6-8	240-123986-2
E-SB-1799-2-4	240-123986-3
E-SB-1795-2-3	240-123986-4
E-SB-1793-12-14	240-123986-5
E-SB-1794-12-14	240-123986-6
E-SB-1797-8-10	240-123986-7

Comments:

9-IN
DETECTION LIMITS
GENERAL CHEMISTRY

Lab Name: Eurofins TestAmerica, Canton Job Number: 240-123986-1

SDG Number:

Matrix: Solid Instrument ID: NOEQUIP

Method: Moisture RL Date: 01/28/2010 09:24

Analyte	Wavelength/ Mass	RL (%)	
Percent Moisture		0.1	
Percent Solids		0.1	

9-IN
CALIBRATION BLANK DETECTION LIMITS
GENERAL CHEMISTRY

Lab Name: Eurofins TestAmerica, Canton Job Number: 240-123986-1

SDG Number:

Matrix: Solid Instrument ID: NOEQUIP

Method: Moisture XRL Date: 01/28/2010 09:24

Analyte	Wavelength/ Mass	XRL (mg/L)	
Percent Moisture		10	
Percent Solids		10	

13-IN
ANALYSIS RUN LOG
GENERAL CHEMISTRY

Lab Name: Eurofins TestAmerica, Canton Job No.: 240-123986-1

SDG No.:

Instrument ID: NOEQUIP Analysis Method: Moisture

Start Date: 12/18/2019 13:01 End Date: 12/18/2019 14:50

Lab Sample Id	D/F	Type	Time	Analytes																										
				% Sol	Moist																									
ZZZZZZ			13:01																											
ZZZZZZ			13:01																											
ZZZZZZ			13:01																											
ZZZZZZ			13:01																											
ZZZZZZ			13:01																											
ZZZZZZ			13:01																											
ZZZZZZ			13:01																											
ZZZZZZ			13:01																											
ZZZZZZ			13:01																											
ZZZZZZ			13:01																											
ZZZZZZ			13:01																											
ZZZZZZ			13:01																											
ZZZZZZ			13:01																											
ZZZZZZ			13:01																											
ZZZZZZ			13:01																											
ZZZZZZ			13:01																											
ZZZZZZ			13:01																											
ZZZZZZ			13:01																											
ZZZZZZ			13:01																											
ZZZZZZ			13:01																											
ZZZZZZ			13:01																											
ZZZZZZ			13:01																											
ZZZZZZ			13:01																											
ZZZZZZ			13:01																											
ZZZZZZ			13:01																											
ZZZZZZ			13:01																											
ZZZZZZ			13:01																											
ZZZZZZ			13:01																											
ZZZZZZ			13:01																											
ZZZZZZ			13:01																											
ZZZZZZ			13:01																											
ZZZZZZ			13:01																											
ZZZZZZ			13:01																											
ZZZZZZ			13:01																											
ZZZZZZ			13:01																											
ZZZZZZ			13:01																											
ZZZZZZ			13:01																											
ZZZZZZ			13:01																											
ZZZZZZ			13:01																											
ZZZZZZ			13:01																											
ZZZZZZ			13:01																											
ZZZZZZ			13:01																											
ZZZZZZ			13:01																											
ZZZZZZ			13:01																											
ZZZZZZ			13:01																											
ZZZZZZ			13:01																											
ZZZZZZ			13:01																											
ZZZZZZ			13:01																											
ZZZZZZ			13:01																											
ZZZZZZ			13:01																											
ZZZZZZ			13:01																											
ZZZZZZ			13:01																											
ZZZZZZ			13:01																											
ZZZZZZ			13:01																											

FORM XIII-IN

13-IN
ANALYSIS RUN LOG
GENERAL CHEMISTRY

Lab Name: Eurofins TestAmerica, Canton Job No.: 240-123986-1

SDG No.:

Instrument ID: NOEQUIP Analysis Method: Moisture

Start Date: 12/18/2019 13:01 End Date: 12/18/2019 14:50

Lab Sample Id	D/F	Type	Time	Analytes																									
				% Sol	Moist																								
ZZZZZZ			13:01	

13-IN
ANALYSIS RUN LOG
GENERAL CHEMISTRY

Lab Name: Eurofins TestAmerica, Canton Job No.: 240-123986-1

SDG No.:

Instrument ID: NOEQUIP Analysis Method: Moisture

Start Date: 12/18/2019 13:01 End Date: 12/18/2019 14:50

Lab Sample Id	D/F	Type	Time	Analytes																										
				% Sol	Moist																									
ZZZZZZ			13:01																											
ZZZZZZ			13:01																											
ZZZZZZ			13:01																											
ZZZZZZ			13:01																											
ZZZZZZ			13:01																											
ZZZZZZ			13:01																											
ZZZZZZ			13:01																											
ZZZZZZ			13:01																											
ZZZZZZ			13:01																											
ZZZZZZ			13:01																											
ZZZZZZ			13:01																											
ZZZZZZ			13:01																											
ZZZZZZ			13:01																											
ZZZZZZ			13:01																											
ZZZZZZ			13:01																											
ZZZZZZ			13:01																											
ZZZZZZ			13:01																											
ZZZZZZ			13:01																											
ZZZZZZ			13:01																											
ZZZZZZ			13:01																											
ZZZZZZ			13:01																											
ZZZZZZ			13:01																											
ZZZZZZ			13:01																											
ZZZZZZ			13:01																											
ZZZZZZ			13:01																											
ZZZZZZ			13:01																											
ZZZZZZ			13:41																											
ZZZZZZ			13:41																											
ZZZZZZ			13:41																											
ZZZZZZ			13:41																											
ZZZZZZ			13:41																											
ZZZZZZ			13:41																											
ZZZZZZ			13:41																											
ZZZZZZ			13:41																											
ZZZZZZ			13:41																											
ZZZZZZ			13:41																											
ZZZZZZ			13:41																											
ZZZZZZ			13:41																											
ZZZZZZ			13:41																											
ZZZZZZ			13:41																											
ZZZZZZ			13:41																											
ZZZZZZ			13:41																											

FORM XIII-IN

13-IN
ANALYSIS RUN LOG
GENERAL CHEMISTRY

Lab Name: Eurofins TestAmerica, Canton Job No.: 240-123986-1

SDG No.:

Instrument ID: NOEQUIP Analysis Method: Moisture

Start Date: 12/18/2019 13:01 End Date: 12/18/2019 14:50

Lab Sample Id	D/F	Type	Time	Analytes																									
				% Sol	Moist																								
ZZZZZZ			13:41																										
ZZZZZZ			13:41																										
ZZZZZZ			13:41																										
ZZZZZZ			13:41																										
ZZZZZZ			13:41																										
ZZZZZZ			13:41																										
ZZZZZZ			13:41																										
ZZZZZZ			13:41																										
ZZZZZZ			13:41																										
ZZZZZZ			13:41																										
ZZZZZZ			13:41																										
ZZZZZZ			13:41																										
ZZZZZZ			13:41																										
ZZZZZZ			13:41																										
ZZZZZZ			13:41																										
ZZZZZZ			13:41																										
ZZZZZZ			13:41																										
ZZZZZZ			13:41																										
ZZZZZZ			13:41																										
ZZZZZZ			13:41																										
ZZZZZZ			13:41																										
ZZZZZZ			13:41																										
ZZZZZZ			13:41																										
ZZZZZZ			13:41																										
ZZZZZZ			13:41																										
ZZZZZZ			13:41																										
ZZZZZZ			13:41																										
ZZZZZZ			13:41																										
ZZZZZZ			13:41																										
ZZZZZZ			13:41																										
ZZZZZZ			13:41																										
ZZZZZZ			13:41																										
ZZZZZZ			13:41																										
ZZZZZZ			13:41																										
ZZZZZZ			13:41																										
ZZZZZZ			13:41																										
ZZZZZZ			13:41																										
ZZZZZZ			13:41																										
ZZZZZZ			13:41																										
ZZZZZZ			13:41																										
ZZZZZZ			13:41																										
ZZZZZZ			13:41																										
ZZZZZZ			13:41																										
ZZZZZZ			14:20																										
ZZZZZZ			14:20																										
ZZZZZZ			14:20																										
ZZZZZZ			14:20																										
ZZZZZZ			14:20																										
ZZZZZZ			14:20																										

FORM XIII-IN

13-IN
ANALYSIS RUN LOG
GENERAL CHEMISTRY

Lab Name: Eurofins TestAmerica, Canton Job No.: 240-123986-1

SDG No.:

Instrument ID: NOEQUIP Analysis Method: Moisture

Start Date: 12/18/2019 13:01 End Date: 12/18/2019 14:50

Lab Sample Id	D/F	Type	Time	Analytes																										
				% Sol	Moist																									
ZZZZZZ			14:20																											
ZZZZZZ			14:20																											
ZZZZZZ			14:20																											
ZZZZZZ			14:20																											
ZZZZZZ			14:20																											
ZZZZZZ			14:20																											
ZZZZZZ			14:20																											
ZZZZZZ			14:20																											
ZZZZZZ			14:20																											
240-124008-A-1 DU	1	T	14:20	X	X																									
ZZZZZZ			14:20																											
ZZZZZZ			14:20																											
240-123986-2	1	T	14:20	X	X																									
240-123986-3	1	T	14:20	X	X																									
240-123986-4	1	T	14:20	X	X																									
240-123986-5	1	T	14:20	X	X																									
240-123986-6	1	T	14:20	X	X																									
240-123986-7	1	T	14:20	X	X																									
ZZZZZZ			14:20																											
ZZZZZZ			14:44																											
ZZZZZZ			14:44																											
ZZZZZZ			14:44																											
ZZZZZZ			14:44																											
ZZZZZZ			14:44																											
ZZZZZZ			14:44																											
ZZZZZZ			14:44																											
ZZZZZZ			14:44																											
ZZZZZZ			14:44																											
ZZZZZZ			14:44																											
ZZZZZZ			14:44																											
ZZZZZZ			14:44																											
ZZZZZZ			14:44																											
ZZZZZZ			14:44																											
ZZZZZZ			14:44																											
ZZZZZZ			14:44																											
ZZZZZZ			14:44																											
ZZZZZZ			14:44																											
ZZZZZZ			14:44																											
ZZZZZZ			14:44																											

FORM XIII-IN

13-IN
ANALYSIS RUN LOG
GENERAL CHEMISTRY

Lab Name: Eurofins TestAmerica, Canton Job No.: 240-123986-1

SDG No.:

Instrument ID: NOEQUIP Analysis Method: Moisture

Start Date: 12/18/2019 13:01 End Date: 12/18/2019 14:50

Lab Sample Id	D/F	Type	Time	Analytes																									
				% Sol	Moist																								
ZZZZZZ			14:44																										
ZZZZZZ			14:44																										
ZZZZZZ			14:44																										
ZZZZZZ			14:44																										
ZZZZZZ			14:44																										
ZZZZZZ			14:50																										
ZZZZZZ			14:50																										
ZZZZZZ			14:50																										
ZZZZZZ			14:50																										
ZZZZZZ			14:50																										
ZZZZZZ			14:50																										
ZZZZZZ			14:50																										
ZZZZZZ			14:50																										
ZZZZZZ			14:50																										
ZZZZZZ			14:50																										

Prep Types:
T = Total/NA

FORM XIII-IN

GENERAL CHEMISTRY BATCH WORKSHEET

Lab Name: Eurofins TestAmerica, Canton Job No.: 240-123986-1

SDG No.:

Batch Number: 416207 Batch Start Date: 12/18/19 13:01 Batch Analyst: Crowley, Alyssa G

Batch Method: Moisture Batch End Date: 12/19/19 16:31

Lab Sample ID	Client Sample ID	Method Chain	Basis	DishWeight	SampleMassWet	SampleMassDry			
240-124008-A-1 DU		Moisture	T	4.3251 g	8.7353 g	8.3683 g			
240-123986-A-2	E-SB-1798-6-8	Moisture	T	4.3251 g	24.0358 g	20.9721 g			
240-123986-A-3	E-SB-1799-2-4	Moisture	T	4.3251 g	21.5912 g	19.2419 g			
240-123986-A-4	E-SB-1795-2-3	Moisture	T	4.3251 g	22.9566 g	20.0661 g			
240-123986-A-5	E-SB-1793-12-14	Moisture	T	4.3251 g	25.0432 g	21.4805 g			
240-123986-A-6	E-SB-1794-12-14	Moisture	T	4.3251 g	28.1853 g	25.0261 g			
240-123986-A-7	E-SB-1797-8-10	Moisture	T	4.3251 g	31.4785 g	25.9042 g			

Batch Notes	
Balance ID	B47
Date samples were placed in the oven	12/18/2019
Oven Temp In	102.3 Degrees C
Time samples were place in the oven	18:13
Date samples were removed from oven	12/19/2019
Oven Temp Out	103.5 Degrees C
Time Samples were removed from oven	06:20
Oven ID	002
Thermometer ID	Tempguard Box0C #6

Basis	Basis Description
T	Total/NA

The pound sign (#) in the amount added field denotes that the reagent was used undiluted. All calculations are performed using the stated concentration for this reagent.

Shipping and Receiving Documents

1.5/2.2

North Canton
4101 Shuffel Street, N. W.

North Canton, OH 44720
phone 330.497.9396 fax 330.497.0772

Baltimore #201

Chain of Custody Record

TestAmerica
THE LEADER IN ENVIRONMENTAL TESTING

TestAmerica Laboratories, Inc.

Client Contact	Project Manager: Mike Martin	Site Contact: Josh Mullis	Date: 12/16/19	COC No:
Tetra Tech	Tel/Fax: 301-528-3022	Lab Contact: John McFadden	Carrier: Fedex	1 of 1 COCs
20251 Century Blvd, Suite 200	**Analysis Turnaround Time**			Job No.
Germantown, MD 20874	Calendar (C) or Work Days (W) _____			
(301) 528-3021 Phone	TAT if different from Below: **STANDARD**			SDG No.
(301) 528-3000 FAX	☐ 2 weeks			
Project Name: MRC Block E Soil Pile Inv	☐ 1 week			
Site: Middle River Complex	☐ 2 days			Sampler: J. Mullis
Project # 112IC08881	☐ 1 day			

Sample Identification	Sample Date	Sample Time	Sample Type	Matrix	# of Cont.	Filtered Sample	VOCs (8260C)	Sample Specific Notes:
TB-121619	12/16/19	0000	GW	Water	2		x	* TO BE ADDED BY COURIER
E-SB-1798-6-8		1345	GRAB	SOIL	1		x	
E-SB-1799-2-4		1400			1		X	
E-SB-1795-2-3		1420			1		X	
E-SB-1793-12-14		1030			1		X	
E-SB-1794-12-14		1120			1		X	
E-SB-1797-8-10	↓	1205	↓	↓	1		X	
			12/16/19					
							2/1	

240-123986 Chain of Custody

Preservation Used: 1= Ice, 2= HCl; 3= H2SO4; 4=HNO3; 5=NaOH; 6= Other _____

Possible Hazard Identification
☒ Non-Hazard ☐ Flammable ☐ Irritant Poison B ☐ Unknown ☐

Sample Disposal (A fee may be assessed if samples are retained longer than 1 month)
☐ Return To Client ☒ Disposal By Lab ☐ Archive For _____ Months

Special Instructions/QC Requirements & Comments: Block E soil pile VOC investigation TRIP BLANK TO BE ADDED BY COURIER, NOT PROVIDED

Relinquished by:	Company:	Date/Time:	Received by:	Company:	Date/Time:
	Tetra Tech Inc	12/16/19 1505		BTA	12/16/19 1505
Relinquished by:	Company:	Date/Time:	Received by:	Company:	Date/Time:
	BTA	12/16/19 1700		TA	12-17-19 1420
Relinquished by:	Company:	Date/Time:	Received by:	Company:	Date/Time:

Form No. CA-C-WI-002, Rev. 2, dated 03/06/2012

Eurofins TestAmerica Canton Sample Receipt Form/Narrative
Canton Facility

Login # : 123986

Client Tetra Tech Site Name _____

Cooler Received on 12-17-19 Opened on 12-18-19

FedEx: 1st Grd (Exp) UPS FAS Clipper Client Drop Off TestAmerica Courier Other _____

Cooler unpacked by:

Receipt After-hours: Drop-off Date/Time _____ Storage Location _____

TestAmerica Cooler # T1 Foam Box Client Cooler Box Other _____

Packing material used: (Bubble Wrap) Foam Plastic Bag None Other _____

COOLANT: (Wet Ice) Blue Ice Dry Ice Water None

1. Cooler temperature upon receipt ☐ See Multiple Cooler Form
   IR GUN# IR-10 (CF **+0.7** °C) Observed Cooler Temp. 1.5 °C Corrected Cooler Temp. 2.2 °C
   IR GUN #IR-11 (CF **+0.9**°C) Observed Cooler Temp. _____ °C Corrected Cooler Temp. _____ °C
2. Were tamper/custody seals on the outside of the cooler(s)? If Yes Quantity 1 (Yes) No
   -Were the seals on the outside of the cooler(s) signed & dated? (Yes) No NA
   -Were tamper/custody seals on the bottle(s) or bottle kits (LLHg/MeHg)? Yes (No)
   -Were tamper/custody seals intact and uncompromised? (Yes) No NA
3. Shippers' packing slip attached to the cooler(s)? (Yes) No
4. Did custody papers accompany the sample(s)? (Yes) No
5. Were the custody papers relinquished & signed in the appropriate place? (Yes) No
6. Was/were the person(s) who collected the samples clearly identified on the COC? (Yes) No
7. Did all bottles arrive in good condition (Unbroken)? (Yes) No
8. Could all bottle labels be reconciled with the COC? (Yes) No
9. Were correct bottle(s) used for the test(s) indicated? (Yes) No
10. Sufficient quantity received to perform indicated analyses? (Yes) No
11. Are these work share samples? Yes (No)
    If yes, Questions 12-16 have been checked at the originating laboratory.
12. Were all preserved sample(s) at the correct pH upon receipt? Yes No (NA) pH Strip Lot# **HC995364**
13. Were VOAs on the COC? (Yes) No
14. Were air bubbles >6 mm in any VOA vials? ● ⬅ Larger than this. Yes (No) NA
15. Was a VOA trip blank present in the cooler(s)? Trip Blank Lot # _____ (Yes) No
16. Was a LL Hg or Me Hg trip blank present? _____ Yes (No)

Tests that are not checked for pH by Receiving:

VOAs
Oil and Grease
TOC

Contacted PM _____ Date _____ by _____ via Verbal Voice Mail Other

Concerning _____

17. CHAIN OF CUSTODY & SAMPLE DISCREPANCIES

Samples processed by:

18. SAMPLE CONDITION

Sample(s) _____ were received after the recommended holding time had expired.
Sample(s) _____ were received in a broken container.
Sample(s) _____ were received with bubble >6 mm in diameter. (Notify PM)

19. SAMPLE PRESERVATION

Sample(s) _____ were further preserved in the laboratory.
Time preserved: _____ Preservative(s) added/Lot number(s): _____

VOA Sample Preservation - Date/Time VOAs Frozen: _____

TETRA TECH

INTERNAL CORRESPONDENCE

TO: **M. MARTIN** **DATE:** **FEBRUARY 13, 2020**

FROM: **TERRI L. SOLOMON** **COPIES:** **DV FILE**

SUBJECT: **ORGANIC DATA VALIDATION – VOCs**
LOCKHEED MARTIN CORPORATION (LMC) – MIDDLE RIVER COMPLEX (MRC)
BLOCK E
SDG 240-123986-1

SAMPLES: 6/Soil/

E-SB-1793-12-14	E-SB-1794-12-14
E-SB-1795-2-3	E-SB-1797-8-10
E-SB-1798-6-8	E-SB-1799-2-4

1/Trip Blank/
TB-121619

Overview

The sample set for LMC-MRC Block E, SDG 240-123986-1, consisted of six (6) soil environmental samples and one (1) trip blank. All samples were analyzed for volatile organic compounds (VOCs). No field duplicate pair was included in this sample delivery group (SDG).

The samples were collected by Tetra Tech, Inc. on December 16, 2019 and analyzed by TestAmerica – Canton. All analyses were conducted in accordance with SW-846 Method 8260B analytical and reporting protocols.

The data contained in this SDG were validated with regard to the following parameters: data completeness, holding times, initial/continuing calibrations, laboratory method/field blank results, surrogate spike recoveries, laboratory control sample results, matrix spike / matrix spike duplicate recoveries, internal standard areas, chromatographic resolution, compound identification, compound quantitation and detection limits. Areas of concern are listed below.

Major

- The matrix spike / matrix spike duplicate (MS/MSD) percent recoveries for vinyl acetate were 0% for sample E-SB-1795-2-3. The nondetected result reported for vinyl acetate in the affected sample was qualified as rejected (UR).

- The laboratory case narrative indicates that sample TB-121619 was preserved with hydrochloric acid, and the VOC analyte 2-chloroethyl vinyl ether is an acid-labile compound that degrades in an acidic medium. The non-detected result for 2-chloroethyl vinyl ether was rejected (UR) in the affected sample.

Minor

- The VOC initial calibration verification performed on instrument A3UX14 on 11/02/2019 @ 17:03 had a percent difference (%D) for dichlorodifluoromethane which exceeded the 20% quality control limit. Samples E-SB-1798-6-8, E-SB-1799-2-4 and E-SB-1795-2-3 were affected. The non-detected results reported for dichlorodifluoromethane in the affected samples were qualified as estimated, (UJ).

- The VOC continuing calibration verifications performed on instrument A3UX14 on 12/26/2019 @ 15:15 and 15:37 had %Ds for ethyl tert-butyl ether, tert-amyl methyl ether, chloromethane, acetone, tert-butyl alcohol, 2-butanone, 2-chloroethyl vinyl ether, 4-methyl-2-pentanone and 2-hexanone which

exceeded the 20% quality control limit. Samples E-SB-1798-6-8, E-SB-1799-2-4 and E-SB-1795-2-3 were affected. The non-detected results reported for these compounds in the affected samples were qualified as estimated, (UJ).

- The VOC initial calibration verification performed on instrument A3UX18 on 11/15/2019 @ 9:29 had %Ds for chlorodifluoromethane and chloromethane which exceeded the 20% quality control limit. Sample TB-121619 was affected. The non-detected results reported for chlorodifluoromethane and chloromethane in the affected sample were qualified as estimated, (UJ).

- The VOC continuing calibration verifications performed on instrument A3UX18 on 12/26/2019 @ 12:36 and 13:01 had %Ds for chloromethane, 2-chloroethyl vinyl ether, tetrachloroethene, ethyl tert-butyl ether and tert-amyl methyl ether which exceeded the 20% quality control limit. Sample TB-121619 was affected. The non-detected results reported for these compounds in the affected sample were qualified as estimated, (UJ).

- The VOC initial calibration verification performed on instrument A3UX8 on 11/04/2019 @ 5:47 had a %D for naphthalene which exceeded the 20% quality control limit. Samples E-SB-1793-12-14, E-SB-1794-12-14 and E-SB-1797-8-10 were affected. The non-detected results reported for naphthalene in the affected samples were qualified as estimated, (UJ).

- The VOC continuing calibration verification performed on instrument A3UX8 on 12/28/2019 @ 6:45 had %Ds for tert-butyl alcohol, 2-chloroethyl vinyl ether, bromobenzene, 1,3-dichlorobenzene, 1,2,4-trichlorobenzene and naphthalene which exceeded the 20% quality control limit. Samples E-SB-1793-12-14, E-SB-1794-12-14 and E-SB-1797-8-10 were affected. The non-detected results reported for these compounds in the affected samples were qualified as estimated, (UJ).

Notes

Non-detected results were reported to the method detection limit (MDL).

The method blank (240-417546) had a detected result for 1,2,4-trichlorobenzene (0.621 ug/kg) affecting samples E-SB-1793-12-14 , E-SB-1794-12-14 and E-SB-1797-8-10. No validation actions were required as all affected sample results for 1,2,4-trichlorobenzene were nondetects.

The method blank (240-417275) had detected results for 1,2,4-trichlorobenzene (0.406 ug/L), 1,4-dichlorobenzene (0.177 ug/L), styrene (0.135 ug/L) and naphthalene (0.499 ug/L) affecting sample TB-121619. No validation actions were required as all affected sample results for these compounds were nondetects and field blanks are not qualified for laboratory blank contamination.

Executive Summary

Laboratory Performance: Several calibrations exceeded the 20% quality control limit for the VOC fraction. The MS/MSD percent recoveries for vinyl acetate were 0%.

Other Factors Affecting Data Quality: No issues.

The data for these analyses were reviewed with reference to the "National Functional Guidelines for Organic Superfund Methods Data Review" (January 2017). The text of this report has been formulated to address only those areas affecting data quality.

Tetra Tech, Inc.
Terri L. Solomon
Chemist/Data Validator

Tetra Tech, Inc.
Joseph A. Samchuck
Data Validation Manager

Attachments:
Appendix A – Qualified Analytical Results
Appendix B – Results as Reported by the Laboratory
Appendix C – Support Documentation

Data Qualifier Definitions

The following definitions provide brief explanations of the validation qualifiers assigned to results in the data review process.

U	The analyte was analyzed for, but was not detected at a level greater than or equal to the level of the adjusted detection limit.
J	The result is an estimated quantity. The associated numerical value is the approximate concentration of the analyte in the sample (due either to the quality of the data generated because certain quality control criteria were not met, or the concentration of the analyte was below the reporting limit).
J+	The result is an estimated quantity, but the result may be biased high.
J-	The result is an estimated quantity, but the result may be biased low.
UJ	The analyte was analyzed for, but was not detected. The reported detection limit is approximate and may be inaccurate or imprecise.
NJ	The analyte has been “tentatively identified” or “presumptively” as present and the associated numerical value is the estimated concentration in the sample.
R	The sample result (detected) is unusable due to the quality of the data generated because certain criteria were not met. The analyte may or may not be present in the sample.
UR	The sample result (nondetected) is unusable due to the quality of the data generated because certain criteria were not met. The analyte may or may not be present in the sample.
X	The sample results (including non-detects) were affected by serious deficiencies in the ability to analyze the sample and meet published method and project quality control criteria. The presence or absence of the analyte cannot be substantiated by the data provided. Acceptance or rejection of the data should be decided by the project team, but exclusion of the data is recommended.

Appendix A

Qualified Analytical Results

Qualifier Codes:

A = Lab Blank Contamination
B = Field Blank Contamination
C = Calibration Noncompliance (i.e., % RSDs, %Ds, ICVs, CCVs, RRFs, etc.)
C01 = GC/MS Tuning Noncompliance
D = MS/MSD Recovery Noncompliance
E = LCS/LCSD Recovery Noncompliance
F = Lab Duplicate Imprecision
G = Field Duplicate Imprecision
H = Holding Time Exceedance
I = ICP Serial Dilution Noncompliance
J = ICP PDS Recovery Noncompliance; MSA's $r < 0.995$
K = ICP Interference - includes ICS % R Noncompliance
L = Instrument Calibration Range Exceedance
M = Sample Preservation Noncompliance
N = Internal Standard Noncompliance
N01 = Internal Standard Recovery Noncompliance Dioxins
N02 = Recovery Standard Noncompliance Dioxins
N03 = Clean-up Standard Noncompliance Dioxins
O = Poor Instrument Performance (i.e., base-time drifting)
P = Uncertainty near detection limit (< 2 x IDL for inorganics and <CRQL for organics)
Q = Other problems (can encompass a number of issues; i.e.chromatography,interferences, etc.)
R = Surrogates Recovery Noncompliance
S = Pesticide/PCB Resolution
T = % Breakdown Noncompliance for DDT and Endrin
U = RPD between columns/detectors >40% for positive results determined via GC/HPLC
V = Non-linear calibrations; correlation coefficient $r < 0.995$
W = EMPC result
X = Signal to noise response drop
Y = Percent solids <30%
Z = Uncertainty at 2 standard deviations is greater than sample activity
Z1 = Tentatively Identified Compound considered presumptively present
Z2 = Tentatively Identified Compound column bleed
Z3 = Tentatively Identified Compound aldol condensate
Z4 = Sample activity is less than the at uncertainty at 3 standard deviations and greater than the MDC
Z5 = Sample activity is less than the at uncertainty at 3 standard deviations and less than the MDC

PROJ_NO: 08881	NSAMPLE	TB-121619		
SDG: 240-123986-1	LAB_ID	240-123986-1		
FRACTION: OV	SAMP_DATE	12/16/2019		
MEDIA: WATER	QC_TYPE	NM		
	UNITS	UG/L		
	PCT_SOLIDS	0.0		
	DUP_OF			
PARAMETER		RESULT	VQL	QLCD
1,1,1,2-TETRACHLOROETHANE		0.14	U	
1,1,1-TRICHLOROETHANE		0.24	U	
1,1,2,2-TETRACHLOROETHANE		0.13	U	
1,1,2-TRICHLOROTRIFLUOROETHANE		0.41	U	
1,1-DICHLOROETHANE		0.17	U	
1,1-DICHLOROETHENE		0.19	U	
1,1-DICHLOROPROPENE		0.14	U	
1,2,3-TRICHLOROBENZENE		0.54	U	
1,2,3-TRICHLOROPROPANE		0.24	U	
1,2,3-TRIMETHYLBENZENE		0.14	U	
1,2,4-TRICHLOROBENZENE		0.26	U	
1,2,4-TRIMETHYLBENZENE		0.07	U	
1,2-DIBROMO-3-CHLOROPROPANE		0.91	U	
1,2-DIBROMOETHANE		0.12	U	
1,2-DICHLOROBENZENE		0.15	U	
1,2-DICHLOROETHANE		0.21	U	
1,2-DICHLOROPROPANE		0.15	U	
1,3-DICHLOROBENZENE		0.15	U	
1,3-DICHLOROPROPANE		0.21	U	
1,4-DICHLOROBENZENE		0.16	U	
2,2-DICHLOROPROPANE		0.31	U	
2-BUTANONE		1.2	U	
2-CHLOROETHYL VINYL ETHER		0.26	UR	M
2-CHLOROTOLUENE		0.15	U	
2-HEXANONE		0.54	U	
4-CHLOROTOLUENE		0.09	U	
4-ISOPROPYLTOLUENE		0.13	U	
4-METHYL-2-PENTANONE		0.42	U	
ACETONE		5.4	U	
BENZENE		0.13	U	
BROMOBENZENE		0.12	U	
BROMOCHLOROMETHANE		0.14	U	
BROMODICHLOROMETHANE		0.17	U	
BROMOFORM		0.76	U	
BROMOMETHANE		0.42	U	

PROJ_NO: 08881	NSAMPLE	TB-121619		
SDG: 240-123986-1	LAB_ID	240-123986-1		
FRACTION: OV	SAMP_DATE	12/16/2019		
MEDIA: WATER	QC_TYPE	NM		
	UNITS	UG/L		
	PCT_SOLIDS	0.0		
	DUP_OF			
PARAMETER		RESULT	VQL	QLCD
CARBON DISULFIDE		0.28	U	
CARBON TETRACHLORIDE		0.26	U	
CHLOROBENZENE		0.14	U	
CHLORODIBROMOMETHANE		0.39	U	
CHLOROETHANE		0.83	U	
CHLOROFORM		0.13	U	
CHLOROMETHANE		0.2	UJ	C
CIS-1,2-DICHLOROETHENE		0.16	U	
CIS-1,3-DICHLOROPROPENE		0.61	U	
DIBROMOMETHANE		0.09	U	
DICHLORODIFLUOROMETHANE		0.35	UJ	C
DIISOPROPYL ETHER		0.17	U	
ETHYL TERT-BUTYL ETHER		0.15	UJ	C
ETHYLBENZENE		0.11	U	
HEXACHLOROBUTADIENE		0.83	U	
ISOPROPYLBENZENE		0.09	U	
METHYL TERT-BUTYL ETHER		0.07	U	
METHYLENE CHLORIDE		2.6	U	
NAPHTHALENE		0.32	U	
N-BUTYLBENZENE		0.14	U	
N-PROPYLBENZENE		0.15	U	
SEC-BUTYLBENZENE		0.13	U	
STYRENE		0.1	U	
TERT-AMYL METHYL ETHER		0.11	UJ	C
TERT-BUTYLBENZENE		0.14	U	
TERTIARY-BUTYL ALCOHOL		1.7	U	
TETRACHLOROETHENE		0.15	UJ	C
TOLUENE		0.14	U	
TOTAL XYLENES		0.15	U	
TRANS-1,2-DICHLOROETHENE		0.19	U	
TRANS-1,3-DICHLOROPROPENE		0.67	U	
TRICHLOROETHENE		0.1	U	
TRICHLOROFLUOROMETHANE		0.45	U	
VINYL ACETATE		0.19	U	
VINYL CHLORIDE		0.2	U	

PROJ_NO: 08881	NSAMPLE	E-SB-1793-12-14			E-SB-1794-12-14			E-SB-1795-2-3			E-SB-1797-8-10		
SDG: 240-123986-1	LAB_ID	240-123986-5			240-123986-6			240-123986-4			240-123986-7		
FRACTION: OV	SAMP_DATE	12/16/2019			12/16/2019			12/16/2019			12/16/2019		
MEDIA: SOIL	QC_TYPE	NM			NM			NM			NM		
	UNITS	UG/KG			UG/KG			UG/KG			UG/KG		
	PCT_SOLIDS	82.8			86.8			84.5			79.5		
	DUP_OF												
PARAMETER		RESULT	VQL	QLCD	RESULT	VQL	QLCD	RESULT	VQL	QLCD	RESULT	VQL	QLCD
1,1,1,2-TETRACHLOROETHANE		3.5	U		3.4	U		3.3	U		3.7	U	
1,1,1-TRICHLOROETHANE		0.98	U		0.93	U		0.92	U		1	U	
1,1,2,2-TETRACHLOROETHANE		1.7	U		1.6	U		1.6	U		1.8	U	
1,1,2-TRICHLOROTRIFLUOROETHANE		1.5	U		1.5	U		1.4	U		1.6	U	
1,1-DICHLOROETHANE		0.83	U		0.79	U		0.78	U		0.87	U	
1,1-DICHLOROETHENE		1.1	U		1	U		1	U		1.1	U	
1,1-DICHLOROPROPENE		1.2	U		1.1	U		1.1	U		1.2	U	
1,2,3-TRICHLOROBENZENE		0.68	U		0.65	U		0.64	U		0.72	U	
1,2,3-TRICHLOROPROPANE		1.9	U		1.8	U		1.8	U		2	U	
1,2,3-TRIMETHYLBENZENE		2.2	U		2.1	U		2	U		2.3	U	
1,2,4-TRICHLOROBENZENE		0.68	UJ	C	0.65	UJ	C	0.64	U		0.71	UJ	C
1,2,4-TRIMETHYLBENZENE		1.2	U		1.1	U		1.1	U		1.3	U	
1,2-DIBROMO-3-CHLOROPROPANE		4.3	U		4.1	U		4	U		4.5	U	
1,2-DIBROMOETHANE		0.92	U		0.87	U		0.86	U		0.96	U	
1,2-DICHLOROBENZENE		1.3	U		1.3	U		1.2	U		1.4	U	
1,2-DICHLOROETHANE		0.92	U		0.88	U		0.87	U		0.96	U	
1,2-DICHLOROPROPANE		1	U		0.97	U		0.95	U		1.1	U	
1,3-DICHLOROBENZENE		0.97	UJ	C	0.93	UJ	C	0.91	U		1	UJ	C
1,3-DICHLOROPROPANE		1.2	U		1.1	U		1.1	U		1.2	U	
1,4-DICHLOROBENZENE		1.1	U		1	U		0.99	U		1.1	U	
2,2-DICHLOROPROPANE		1.4	U		1.4	U		1.3	U		1.5	U	
2-BUTANONE		4.2	U		4	U		4	UJ	C	4.4	U	
2-CHLOROETHYL VINYL ETHER		11	UJ	C	10	UJ	C	10	UJ	C	11	UJ	C
2-CHLOROTOLUENE		1.1	U		1.1	U		1.1	U		1.2	U	
2-HEXANONE		4.9	U		4.6	U		4.6	UJ	C	5.1	U	
4-CHLOROTOLUENE		1	U		0.98	U		0.97	U		1.1	U	
4-ISOPROPYLTOLUENE		3.5	U		3.3	U		3.3	U		3.7	U	
4-METHYL-2-PENTANONE		4.4	U		4.2	U		4.2	UJ	C	4.6	U	
ACETONE		39			30			24	UJ	C	57		
BENZENE		0.83	U		0.79	U		0.78	U		0.87	U	
BROMOBENZENE		1.4	UJ	C	1.3	UJ	C	1.3	U		1.5	UJ	C
BROMOCHLOROMETHANE		0.71	U		0.67	U		0.67	U		0.74	U	
BROMODICHLOROMETHANE		0.81	U		0.77	U		0.76	U		0.85	U	
BROMOFORM		2.9	U		2.7	U		2.7	U		3	U	
BROMOMETHANE		1.2	U		1.1	U		1.1	U		1.2	U	

PROJ_NO: 08881	NSAMPLE	E-SB-1798-6-8			E-SB-1799-2-4		
SDG: 240-123986-1	LAB_ID	240-123986-2			240-123986-3		
FRACTION: OV	SAMP_DATE	12/16/2019			12/16/2019		
MEDIA: SOIL	QC_TYPE	NM			NM		
	UNITS	UG/KG			UG/KG		
	PCT_SOLIDS	84.5			86.4		
	DUP_OF						
PARAMETER		RESULT	VQL	QLCD	RESULT	VQL	QLCD
1,1,1,2-TETRACHLOROETHANE		3.4	U		3.4	U	
1,1,1-TRICHLOROETHANE		0.93	U		0.93	U	
1,1,2,2-TETRACHLOROETHANE		1.6	U		1.6	U	
1,1,2-TRICHLOROTRIFLUOROETHANE		1.5	U		1.5	U	
1,1-DICHLOROETHANE		0.79	U		0.78	U	
1,1-DICHLOROETHENE		1	U		1	U	
1,1-DICHLOROPROPENE		1.1	U		1.1	U	
1,2,3-TRICHLOROBENZENE		0.65	U		0.65	U	
1,2,3-TRICHLOROPROPANE		1.8	U		1.8	U	
1,2,3-TRIMETHYLBENZENE		2.1	U		2.1	U	
1,2,4-TRICHLOROBENZENE		0.65	U		0.65	U	
1,2,4-TRIMETHYLBENZENE		1.2	U		1.1	U	
1,2-DIBROMO-3-CHLOROPROPANE		4.1	U		4.1	U	
1,2-DIBROMOETHANE		0.88	U		0.87	U	
1,2-DICHLOROBENZENE		1.3	U		1.3	U	
1,2-DICHLOROETHANE		0.88	U		0.87	U	
1,2-DICHLOROPROPANE		0.97	U		0.96	U	
1,3-DICHLOROBENZENE		0.93	U		0.92	U	
1,3-DICHLOROPROPANE		1.1	U		1.1	U	
1,4-DICHLOROBENZENE		1	U		1	U	
2,2-DICHLOROPROPANE		1.4	U		1.3	U	
2-BUTANONE		4.1	UJ	C	4	UJ	C
2-CHLOROETHYL VINYL ETHER		10	UJ	C	10	UJ	C
2-CHLOROTOLUENE		1.1	U		1.1	U	
2-HEXANONE		4.7	UJ	C	4.6	UJ	C
4-CHLOROTOLUENE		0.98	U		0.98	U	
4-ISOPROPYLTOLUENE		3.4	U		3.3	U	
4-METHYL-2-PENTANONE		4.2	UJ	C	4.2	UJ	C
ACETONE		24	UJ	C	24	UJ	C
BENZENE		0.8	U		0.79	U	
BROMOBENZENE		1.3	U		1.3	U	
BROMOCHLOROMETHANE		0.68	U		0.67	U	
BROMODICHLOROMETHANE		0.77	U		0.77	U	
BROMOFORM		2.7	U		2.7	U	
BROMOMETHANE		1.1	U		1.1	U	

PROJ_NO: 08881	NSAMPLE	E-SB-1793-12-14			E-SB-1794-12-14			E-SB-1795-2-3			E-SB-1797-8-10		
SDG: 240-123986-1	LAB_ID	240-123986-5			240-123986-6			240-123986-4			240-123986-7		
FRACTION: OV	SAMP_DATE	12/16/2019			12/16/2019			12/16/2019			12/16/2019		
MEDIA: SOIL	QC_TYPE	NM			NM			NM			NM		
	UNITS	UG/KG			UG/KG			UG/KG			UG/KG		
	PCT_SOLIDS	82.8			86.8			84.5			79.5		
	DUP_OF												
PARAMETER		RESULT	VQL	QLCD	RESULT	VQL	QLCD	RESULT	VQL	QLCD	RESULT	VQL	QLCD
CARBON DISULFIDE		1.4	U		1.3	U		1.3	U		1.5	U	
CARBON TETRACHLORIDE		3.9	U		3.7	U		3.6	U		4.1	U	
CHLOROBENZENE		1.1	U		1	U		1	U		1.1	U	
CHLORODIBROMOMETHANE		3.3	U		3.2	U		3.1	U		3.5	U	
CHLOROETHANE		1.5	U		1.4	U		1.4	U		1.5	U	
CHLOROFORM		0.94	U		0.89	U		0.88	U		0.98	U	
CHLOROMETHANE		1.2	U		1.2	U		1.2	UJ	C	1.3	U	
CIS-1,2-DICHLOROETHENE		0.78	U		0.74	U		0.73	U		0.81	U	
CIS-1,3-DICHLOROPROPENE		1.7	U		1.6	U		1.6	U		1.8	U	
DIBROMOMETHANE		0.8	U		0.76	U		0.75	U		0.84	U	
DICHLORODIFLUOROMETHANE		1.1	U		1.1	U		1.1	UJ	C	1.2	U	
DIISOPROPYL ETHER		0.9	U		0.86	U		0.85	U		0.94	U	
ETHYL TERT-BUTYL ETHER		2.7	U		2.6	U		2.5	UJ	C	2.8	U	
ETHYLBENZENE		1.2	U		1.2	U		1.2	U		1.3	U	
HEXACHLOROBUTADIENE		4.5	U		4.2	U		4.2	U		4.7	U	
ISOPROPYLBENZENE		0.99	U		0.94	U		0.93	U		1	U	
METHYL TERT-BUTYL ETHER		0.98	U		0.93	U		0.92	U		1	U	
METHYLENE CHLORIDE		14	U		14	U		13	U		15	U	
NAPHTHALENE		3.2	UJ	C	3.1	UJ	C	3	U		3.4	UJ	C
N-BUTYLBENZENE		4.1	U		3.9	U		3.9	U		4.3	U	
N-PROPYLBENZENE		0.87	U		0.83	U		0.82	U		0.91	U	
SEC-BUTYLBENZENE		1	U		0.98	U		0.97	U		1.1	U	
STYRENE		1.4	U		1.3	U		1.3	U		1.4	U	
TERT-AMYL METHYL ETHER		2.7	U		2.6	U		2.5	UJ	C	2.8	U	
TERT-BUTYLBENZENE		1.1	U		1	U		1	U		1.1	U	
TERTIARY-BUTYL ALCOHOL		20	UJ	C	19	UJ	C	19	UJ	C	21	UJ	C
TETRACHLOROETHENE		0.87	U		0.83	U		0.82	U		0.91	U	
TOLUENE		0.92	U		0.88	U		0.87	U		0.96	U	
TOTAL XYLENES		1.9	U		1.8	U		1.8	U		2	U	
TRANS-1,2-DICHLOROETHENE		0.55	U		0.53	U		0.52	U		0.58	U	
TRANS-1,3-DICHLOROPROPENE		1.2	U		1.2	U		1.2	U		1.3	U	
TRICHLOROETHENE		0.75	U		0.72	U		0.71	U		0.79	U	
TRICHLOROFLUOROMETHANE		1.3	U		1.2	U		1.2	U		1.3	U	
VINYL ACETATE		2.5	U		2.4	U		2.4	UR	D	2.7	U	
VINYL CHLORIDE		1	U		0.95	U		0.94	U		1	U	

PROJ_NO: 08881	NSAMPLE	E-SB-1798-6-8			E-SB-1799-2-4		
SDG: 240-123986-1	LAB_ID	240-123986-2			240-123986-3		
FRACTION: OV	SAMP_DATE	12/16/2019			12/16/2019		
MEDIA: SOIL	QC_TYPE	NM			NM		
	UNITS	UG/KG			UG/KG		
	PCT_SOLIDS	84.5			86.4		
	DUP_OF						
PARAMETER		RESULT	VQL	QLCD	RESULT	VQL	QLCD
CARBON DISULFIDE		1.3	U		1.3	U	
CARBON TETRACHLORIDE		3.7	U		3.7	U	
CHLOROBENZENE		1	U		1	U	
CHLORODIBROMOMETHANE		3.2	U		3.1	U	
CHLOROETHANE		1.4	U		1.4	U	
CHLOROFORM		0.9	U		0.89	U	
CHLOROMETHANE		1.2	UJ	C	1.2	UJ	C
CIS-1,2-DICHLOROETHENE		0.74	U		0.74	U	
CIS-1,3-DICHLOROPROPENE		1.6	U		1.6	U	
DIBROMOMETHANE		0.76	U		0.76	U	
DICHLORODIFLUOROMETHANE		1.1	UJ	C	1.1	UJ	C
DIISOPROPYL ETHER		0.86	U		0.86	U	
ETHYL TERT-BUTYL ETHER		2.6	UJ	C	2.6	UJ	C
ETHYLBENZENE		1.2	U		1.2	U	
HEXACHLOROBUTADIENE		4.3	U		4.2	U	
ISOPROPYLBENZENE		0.95	U		0.94	U	
METHYL TERT-BUTYL ETHER		0.93	U		0.93	U	
METHYLENE CHLORIDE		14	U		14	U	
NAPHTHALENE		3.1	U		3.1	U	
N-BUTYLBENZENE		4	U		3.9	U	
N-PROPYLBENZENE		0.83	U		0.83	U	
SEC-BUTYLBENZENE		0.98	U		0.98	U	
STYRENE		1.3	U		1.3	U	
TERT-AMYL METHYL ETHER		2.6	UJ	C	2.5	UJ	C
TERT-BUTYLBENZENE		1	U		1	U	
TERTIARY-BUTYL ALCOHOL		19	UJ	C	19	UJ	C
TETRACHLOROETHENE		0.83	U		0.83	U	
TOLUENE		0.88	U		0.88	U	
TOTAL XYLENES		1.8	U		1.8	U	
TRANS-1,2-DICHLOROETHENE		0.53	U		0.53	U	
TRANS-1,3-DICHLOROPROPENE		1.2	U		1.2	U	
TRICHLOROETHENE		0.72	U		0.72	U	
TRICHLOROFLUOROMETHANE		1.2	U		1.2	U	
VINYL ACETATE		2.4	U		2.4	U	
VINYL CHLORIDE		0.95	U		0.95	U	

Appendix B

Results as Reported by the Laboratory

FORM I
GC/MS VOA ORGANICS ANALYSIS DATA SHEET

Lab Name: Eurofins TestAmerica, Canton Job No.: 240-123986-1

SDG No.:

Client Sample ID: TB-121619 Lab Sample ID: 240-123986-1

Matrix: Water Lab File ID: 181757.D

Analysis Method: 8260B Date Collected: 12/16/2019 00:00

Sample wt/vol: 5(mL) Date Analyzed: 12/26/2019 22:57

Soil Aliquot Vol: Dilution Factor: 1

Soil Extract Vol.: GC Column: DB-624 ID: 0.18(mm)

% Moisture: Level: (low/med) Low

Analysis Batch No.: 417275 Units: ug/L

CAS NO.	COMPOUND NAME	RESULT	Q	RL	MDL
67-64-1	Acetone	5.4	U	10	5.4
630-20-6	1,1,1,2-Tetrachloroethane	0.14	U	1.0	0.14
71-43-2	Benzene	0.13	U	1.0	0.13
75-27-4	Bromodichloromethane	0.17	U	1.0	0.17
75-25-2	Bromoform	0.76	U	1.0	0.76
74-83-9	Bromomethane	0.42	U	1.0	0.42
78-93-3	2-Butanone (MEK)	1.2	U	10	1.2
75-15-0	Carbon disulfide	0.28	U	1.0	0.28
56-23-5	Carbon tetrachloride	0.26	U	1.0	0.26
108-90-7	Chlorobenzene	0.14	U	1.0	0.14
75-00-3	Chloroethane	0.83	U	1.0	0.83
67-66-3	Chloroform	0.13	U	1.0	0.13
563-58-6	1,1-Dichloropropene	0.14	U	1.0	0.14
74-87-3	Chloromethane	0.20	U	1.0	0.20
75-34-3	1,1-Dichloroethane	0.17	U	1.0	0.17
87-61-6	1,2,3-Trichlorobenzene	0.54	U	1.0	0.54
96-18-4	1,2,3-Trichloropropane	0.24	U	1.0	0.24
107-06-2	1,2-Dichloroethane	0.21	U	1.0	0.21
75-35-4	1,1-Dichloroethene	0.19	U	1.0	0.19
526-73-8	1,2,3-Trimethylbenzene	0.14	U	5.0	0.14
78-87-5	1,2-Dichloropropane	0.15	U	1.0	0.15
95-63-6	1,2,4-Trimethylbenzene	0.070	U	1.0	0.070
10061-01-5	cis-1,3-Dichloropropene	0.61	U	1.0	0.61
10061-02-6	trans-1,3-Dichloropropene	0.67	U	1.0	0.67
100-41-4	Ethylbenzene	0.11	U	1.0	0.11
591-78-6	2-Hexanone	0.54	U	10	0.54
75-09-2	Methylene Chloride	2.6	U	5.0	2.6
108-10-1	4-Methyl-2-pentanone (MIBK)	0.42	U	10	0.42
100-42-5	Styrene	0.10	U	1.0	0.10
79-34-5	1,1,2,2-Tetrachloroethane	0.13	U	1.0	0.13
127-18-4	Tetrachloroethene	0.15	U	1.0	0.15
108-88-3	Toluene	0.14	U	1.0	0.14
79-01-6	Trichloroethene	0.10	U	1.0	0.10
75-01-4	Vinyl chloride	0.20	U	1.0	0.20
1330-20-7	Xylenes, Total	0.15	U	2.0	0.15
71-55-6	1,1,1-Trichloroethane	0.24	U	1.0	0.24

FORM I
GC/MS VOA ORGANICS ANALYSIS DATA SHEET

Lab Name: Eurofins TestAmerica, Canton Job No.: 240-123986-1

SDG No.:

Client Sample ID: TB-121619 Lab Sample ID: 240-123986-1

Matrix: Water Lab File ID: 181757.D

Analysis Method: 8260B Date Collected: 12/16/2019 00:00

Sample wt/vol: 5(mL) Date Analyzed: 12/26/2019 22:57

Soil Aliquot Vol: Dilution Factor: 1

Soil Extract Vol.: GC Column: DB-624 ID: 0.18(mm)

% Moisture: Level: (low/med) Low

Analysis Batch No.: 417275 Units: ug/L

CAS NO.	COMPOUND NAME	RESULT	Q	RL	MDL
142-28-9	1,3-Dichloropropane	0.21	U	1.0	0.21
96-12-8	1,2-Dibromo-3-Chloropropane	0.91	U	2.0	0.91
106-93-4	1,2-Dibromoethane	0.12	U	1.0	0.12
75-71-8	Dichlorodifluoromethane	0.35	U	1.0	0.35
156-59-2	cis-1,2-Dichloroethene	0.16	U	1.0	0.16
156-60-5	trans-1,2-Dichloroethene	0.19	U	1.0	0.19
98-82-8	Isopropylbenzene	0.090	U	1.0	0.090
1634-04-4	Methyl tert-butyl ether	0.070	U	1.0	0.070
76-13-1	1,1,2-Trichlorotrifluoroethane	0.41	U	1.0	0.41
120-82-1	1,2,4-Trichlorobenzene	0.26	U	1.0	0.26
594-20-7	2,2-Dichloropropane	0.31	U	1.0	0.31
95-50-1	1,2-Dichlorobenzene	0.15	U	1.0	0.15
541-73-1	1,3-Dichlorobenzene	0.15	U	1.0	0.15
106-46-7	1,4-Dichlorobenzene	0.16	U	1.0	0.16
110-75-8	2-Chloroethyl vinyl ether	0.26	U	10	0.26
75-69-4	Trichlorofluoromethane	0.45	U	1.0	0.45
95-49-8	2-Chlorotoluene	0.15	U	1.0	0.15
124-48-1	Chlorodibromomethane	0.39	U	1.0	0.39
108-86-1	Bromobenzene	0.12	U	1.0	0.12
74-97-5	Bromochloromethane	0.14	U	1.0	0.14
106-43-4	4-Chlorotoluene	0.090	U	1.0	0.090
99-87-6	4-Isopropyltoluene	0.13	U	1.0	0.13
87-68-3	Hexachlorobutadiene	0.83	U	1.0	0.83
74-95-3	Dibromomethane	0.090	U	1.0	0.090
108-20-3	Diisopropyl ether	0.17	U	10	0.17
91-20-3	Naphthalene	0.32	U	1.0	0.32
104-51-8	n-Butylbenzene	0.14	U	1.0	0.14
103-65-1	N-Propylbenzene	0.15	U	1.0	0.15
135-98-8	sec-Butylbenzene	0.13	U	1.0	0.13
994-05-8	Tert-amyl methyl ether	0.11	U	5.0	0.11
637-92-3	Ethyl tert-butyl ether	0.15	U	5.0	0.15
98-06-6	tert-Butylbenzene	0.14	U	1.0	0.14
108-05-4	Vinyl acetate	0.19	U	2.0	0.19
75-65-0	tert-Butyl alcohol	1.7	U	40	1.7

FORM I
GC/MS VOA ORGANICS ANALYSIS DATA SHEET

Lab Name: Eurofins TestAmerica, Canton Job No.: 240-123986-1

SDG No.:

Client Sample ID: TB-121619 Lab Sample ID: 240-123986-1

Matrix: Water Lab File ID: 181757.D

Analysis Method: 8260B Date Collected: 12/16/2019 00:00

Sample wt/vol: 5(mL) Date Analyzed: 12/26/2019 22:57

Soil Aliquot Vol: Dilution Factor: 1

Soil Extract Vol.: GC Column: DB-624 ID: 0.18(mm)

% Moisture: Level: (low/med) Low

Analysis Batch No.: 417275 Units: ug/L

CAS NO.	SURROGATE	%REC	Q	LIMITS
17060-07-0	1,2-Dichloroethane-d4 (Surr)	88		75-130
460-00-4	4-Bromofluorobenzene (Surr)	90		47-134
2037-26-5	Toluene-d8 (Surr)	106		69-122
1868-53-7	Dibromofluoromethane (Surr)	92		78-129

FORM I
GC/MS VOA ORGANICS ANALYSIS DATA SHEET

Lab Name: Eurofins TestAmerica, Canton Job No.: 240-123986-1

SDG No.:

Client Sample ID: E-SB-1798-6-8 Lab Sample ID: 240-123986-2

Matrix: Solid Lab File ID: 1423291.D

Analysis Method: 8260B Date Collected: 12/16/2019 13:45

Sample wt/vol: 5.1944(g) Date Analyzed: 12/27/2019 00:30

Soil Aliquot Vol: Dilution Factor: 1

Soil Extract Vol.: GC Column: DB-624 ID: 0.18(mm)

% Moisture: 15.5 Level: (low/med) Low

Analysis Batch No.: 417294 Units: ug/Kg

CAS NO.	COMPOUND NAME	RESULT	Q	RL	MDL
630-20-6	1,1,1,2-Tetrachloroethane	3.4	U	5.7	3.4
71-55-6	1,1,1-Trichloroethane	0.93	U	5.7	0.93
79-34-5	1,1,2,2-Tetrachloroethane	1.6	U	5.7	1.6
76-13-1	1,1,2-Trichlorotrifluoroethane	1.5	U	5.7	1.5
75-34-3	1,1-Dichloroethane	0.79	U	5.7	0.79
75-35-4	1,1-Dichloroethene	1.0	U	5.7	1.0
563-58-6	1,1-Dichloropropene	1.1	U	5.7	1.1
87-61-6	1,2,3-Trichlorobenzene	0.65	U	5.7	0.65
96-18-4	1,2,3-Trichloropropane	1.8	U	5.7	1.8
526-73-8	1,2,3-Trimethylbenzene	2.1	U	5.7	2.1
120-82-1	1,2,4-Trichlorobenzene	0.65	U	5.7	0.65
95-63-6	1,2,4-Trimethylbenzene	1.2	U	5.7	1.2
96-12-8	1,2-Dibromo-3-Chloropropane	4.1	U	11	4.1
95-50-1	1,2-Dichlorobenzene	1.3	U	5.7	1.3
107-06-2	1,2-Dichloroethane	0.88	U	5.7	0.88
78-87-5	1,2-Dichloropropane	0.97	U	5.7	0.97
541-73-1	1,3-Dichlorobenzene	0.93	U	5.7	0.93
142-28-9	1,3-Dichloropropane	1.1	U	5.7	1.1
106-46-7	1,4-Dichlorobenzene	1.0	U	5.7	1.0
594-20-7	2,2-Dichloropropane	1.4	U	5.7	1.4
110-75-8	2-Chloroethyl vinyl ether	10	U	57	10
95-49-8	2-Chlorotoluene	1.1	U	5.7	1.1
591-78-6	2-Hexanone	4.7	U	23	4.7
108-86-1	Bromobenzene	1.3	U	5.7	1.3
74-97-5	Bromochloromethane	0.68	U	5.7	0.68
106-43-4	4-Chlorotoluene	0.98	U	5.7	0.98
99-87-6	4-Isopropyltoluene	3.4	U	5.7	3.4
67-64-1	Acetone	24	U	28	24
71-43-2	Benzene	0.80	U	5.7	0.80
75-25-2	Bromoform	2.7	U	5.7	2.7
74-83-9	Bromomethane	1.1	U	5.7	1.1
75-15-0	Carbon disulfide	1.3	U	5.7	1.3
56-23-5	Carbon tetrachloride	3.7	U	5.7	3.7
108-90-7	Chlorobenzene	1.0	U	5.7	1.0
75-00-3	Chloroethane	1.4	U	5.7	1.4
67-66-3	Chloroform	0.90	U	5.7	0.90

FORM I
GC/MS VOA ORGANICS ANALYSIS DATA SHEET

Lab Name: Eurofins TestAmerica, Canton Job No.: 240-123986-1

SDG No.:

Client Sample ID: E-SB-1798-6-8 Lab Sample ID: 240-123986-2

Matrix: Solid Lab File ID: 1423291.D

Analysis Method: 8260B Date Collected: 12/16/2019 13:45

Sample wt/vol: 5.1944(g) Date Analyzed: 12/27/2019 00:30

Soil Aliquot Vol: Dilution Factor: 1

Soil Extract Vol.: GC Column: DB-624 ID: 0.18(mm)

% Moisture: 15.5 Level: (low/med) Low

Analysis Batch No.: 417294 Units: ug/Kg

CAS NO.	COMPOUND NAME	RESULT	Q	RL	MDL
74-87-3	Chloromethane	1.2	U	5.7	1.2
156-59-2	cis-1,2-Dichloroethene	0.74	U	5.7	0.74
10061-01-5	cis-1,3-Dichloropropene	1.6	U	5.7	1.6
87-68-3	Hexachlorobutadiene	4.3	U	5.7	4.3
74-95-3	Dibromomethane	0.76	U	5.7	0.76
75-27-4	Bromodichloromethane	0.77	U	5.7	0.77
75-71-8	Dichlorodifluoromethane	1.1	U	5.7	1.1
100-41-4	Ethylbenzene	1.2	U	5.7	1.2
106-93-4	1,2-Dibromoethane	0.88	U	5.7	0.88
108-20-3	Diisopropyl ether	0.86	U	11	0.86
91-20-3	Naphthalene	3.1	U	5.7	3.1
104-51-8	n-Butylbenzene	4.0	U	5.7	4.0
98-82-8	Isopropylbenzene	0.95	U	5.7	0.95
103-65-1	N-Propylbenzene	0.83	U	5.7	0.83
78-93-3	2-Butanone (MEK)	4.1	U	23	4.1
108-10-1	4-Methyl-2-pentanone (MIBK)	4.2	U	23	4.2
135-98-8	sec-Butylbenzene	0.98	U	5.7	0.98
1634-04-4	Methyl tert-butyl ether	0.93	U	5.7	0.93
994-05-8	Tert-amyl methyl ether	2.6	U	5.7	2.6
75-09-2	Methylene Chloride	14	U	28	14
100-42-5	Styrene	1.3	U	5.7	1.3
637-92-3	Ethyl tert-butyl ether	2.6	U	5.7	2.6
98-06-6	tert-Butylbenzene	1.0	U	5.7	1.0
127-18-4	Tetrachloroethene	0.83	U	5.7	0.83
108-88-3	Toluene	0.88	U	5.7	0.88
156-60-5	trans-1,2-Dichloroethene	0.53	U	5.7	0.53
10061-02-6	trans-1,3-Dichloropropene	1.2	U	5.7	1.2
79-01-6	Trichloroethene	0.72	U	5.7	0.72
75-69-4	Trichlorofluoromethane	1.2	U	5.7	1.2
108-05-4	Vinyl acetate	2.4	U	11	2.4
75-01-4	Vinyl chloride	0.95	U	5.7	0.95
75-65-0	tert-Butyl alcohol	19	U	230	19
1330-20-7	Xylenes, Total	1.8	U	11	1.8
124-48-1	Chlorodibromomethane	3.2	U	5.7	3.2

FORM I
GC/MS VOA ORGANICS ANALYSIS DATA SHEET

Lab Name: Eurofins TestAmerica, Canton Job No.: 240-123986-1

SDG No.:

Client Sample ID: E-SB-1798-6-8 Lab Sample ID: 240-123986-2

Matrix: Solid Lab File ID: 1423291.D

Analysis Method: 8260B Date Collected: 12/16/2019 13:45

Sample wt/vol: 5.1944(g) Date Analyzed: 12/27/2019 00:30

Soil Aliquot Vol: Dilution Factor: 1

Soil Extract Vol.: GC Column: DB-624 ID: 0.18(mm)

% Moisture: 15.5 Level: (low/med) Low

Analysis Batch No.: 417294 Units: ug/Kg

CAS NO.	SURROGATE	%REC	Q	LIMITS
17060-07-0	1,2-Dichloroethane-d4 (Surr)	76		59-120
460-00-4	4-Bromofluorobenzene (Surr)	85		51-127
2037-26-5	Toluene-d8 (Surr)	84		64-124
1868-53-7	Dibromofluoromethane (Surr)	84		56-122

FORM I
GC/MS VOA ORGANICS ANALYSIS DATA SHEET

Lab Name: Eurofins TestAmerica, Canton Job No.: 240-123986-1

SDG No.:

Client Sample ID: E-SB-1799-2-4 Lab Sample ID: 240-123986-3

Matrix: Solid Lab File ID: 1423292.D

Analysis Method: 8260B Date Collected: 12/16/2019 14:00

Sample wt/vol: 5.1127(g) Date Analyzed: 12/27/2019 00:52

Soil Aliquot Vol: Dilution Factor: 1

Soil Extract Vol.: GC Column: DB-624 ID: 0.18(mm)

% Moisture: 13.6 Level: (low/med) Low

Analysis Batch No.: 417294 Units: ug/Kg

CAS NO.	COMPOUND NAME	RESULT	Q	RL	MDL
630-20-6	1,1,1,2-Tetrachloroethane	3.4	U	5.7	3.4
71-55-6	1,1,1-Trichloroethane	0.93	U	5.7	0.93
79-34-5	1,1,2,2-Tetrachloroethane	1.6	U	5.7	1.6
76-13-1	1,1,2-Trichlorotrifluoroethane	1.5	U	5.7	1.5
75-34-3	1,1-Dichloroethane	0.78	U	5.7	0.78
75-35-4	1,1-Dichloroethene	1.0	U	5.7	1.0
563-58-6	1,1-Dichloropropene	1.1	U	5.7	1.1
87-61-6	1,2,3-Trichlorobenzene	0.65	U	5.7	0.65
96-18-4	1,2,3-Trichloropropane	1.8	U	5.7	1.8
526-73-8	1,2,3-Trimethylbenzene	2.1	U	5.7	2.1
120-82-1	1,2,4-Trichlorobenzene	0.65	U	5.7	0.65
95-63-6	1,2,4-Trimethylbenzene	1.1	U	5.7	1.1
96-12-8	1,2-Dibromo-3-Chloropropane	4.1	U	11	4.1
95-50-1	1,2-Dichlorobenzene	1.3	U	5.7	1.3
107-06-2	1,2-Dichloroethane	0.87	U	5.7	0.87
78-87-5	1,2-Dichloropropane	0.96	U	5.7	0.96
541-73-1	1,3-Dichlorobenzene	0.92	U	5.7	0.92
142-28-9	1,3-Dichloropropane	1.1	U	5.7	1.1
106-46-7	1,4-Dichlorobenzene	1.0	U	5.7	1.0
594-20-7	2,2-Dichloropropane	1.3	U	5.7	1.3
110-75-8	2-Chloroethyl vinyl ether	10	U	57	10
95-49-8	2-Chlorotoluene	1.1	U	5.7	1.1
591-78-6	2-Hexanone	4.6	U	23	4.6
108-86-1	Bromobenzene	1.3	U	5.7	1.3
74-97-5	Bromochloromethane	0.67	U	5.7	0.67
106-43-4	4-Chlorotoluene	0.98	U	5.7	0.98
99-87-6	4-Isopropyltoluene	3.3	U	5.7	3.3
67-64-1	Acetone	24	U	28	24
71-43-2	Benzene	0.79	U	5.7	0.79
75-25-2	Bromoform	2.7	U	5.7	2.7
74-83-9	Bromomethane	1.1	U	5.7	1.1
75-15-0	Carbon disulfide	1.3	U	5.7	1.3
56-23-5	Carbon tetrachloride	3.7	U	5.7	3.7
108-90-7	Chlorobenzene	1.0	U	5.7	1.0
75-00-3	Chloroethane	1.4	U	5.7	1.4
67-66-3	Chloroform	0.89	U	5.7	0.89

FORM I
GC/MS VOA ORGANICS ANALYSIS DATA SHEET

Lab Name: Eurofins TestAmerica, Canton Job No.: 240-123986-1

SDG No.:

Client Sample ID: E-SB-1799-2-4 Lab Sample ID: 240-123986-3

Matrix: Solid Lab File ID: 1423292.D

Analysis Method: 8260B Date Collected: 12/16/2019 14:00

Sample wt/vol: 5.1127(g) Date Analyzed: 12/27/2019 00:52

Soil Aliquot Vol: Dilution Factor: 1

Soil Extract Vol.: GC Column: DB-624 ID: 0.18(mm)

% Moisture: 13.6 Level: (low/med) Low

Analysis Batch No.: 417294 Units: ug/Kg

CAS NO.	COMPOUND NAME	RESULT	Q	RL	MDL
74-87-3	Chloromethane	1.2	U	5.7	1.2
156-59-2	cis-1,2-Dichloroethene	0.74	U	5.7	0.74
10061-01-5	cis-1,3-Dichloropropene	1.6	U	5.7	1.6
87-68-3	Hexachlorobutadiene	4.2	U	5.7	4.2
74-95-3	Dibromomethane	0.76	U	5.7	0.76
75-27-4	Bromodichloromethane	0.77	U	5.7	0.77
75-71-8	Dichlorodifluoromethane	1.1	U	5.7	1.1
100-41-4	Ethylbenzene	1.2	U	5.7	1.2
106-93-4	1,2-Dibromoethane	0.87	U	5.7	0.87
108-20-3	Diisopropyl ether	0.86	U	11	0.86
91-20-3	Naphthalene	3.1	U	5.7	3.1
104-51-8	n-Butylbenzene	3.9	U	5.7	3.9
98-82-8	Isopropylbenzene	0.94	U	5.7	0.94
103-65-1	N-Propylbenzene	0.83	U	5.7	0.83
78-93-3	2-Butanone (MEK)	4.0	U	23	4.0
108-10-1	4-Methyl-2-pentanone (MIBK)	4.2	U	23	4.2
135-98-8	sec-Butylbenzene	0.98	U	5.7	0.98
1634-04-4	Methyl tert-butyl ether	0.93	U	5.7	0.93
994-05-8	Tert-amyl methyl ether	2.5	U	5.7	2.5
75-09-2	Methylene Chloride	14	U	28	14
100-42-5	Styrene	1.3	U	5.7	1.3
637-92-3	Ethyl tert-butyl ether	2.6	U	5.7	2.6
98-06-6	tert-Butylbenzene	1.0	U	5.7	1.0
127-18-4	Tetrachloroethene	0.83	U	5.7	0.83
108-88-3	Toluene	0.88	U	5.7	0.88
156-60-5	trans-1,2-Dichloroethene	0.53	U	5.7	0.53
10061-02-6	trans-1,3-Dichloropropene	1.2	U	5.7	1.2
79-01-6	Trichloroethene	0.72	U	5.7	0.72
75-69-4	Trichlorofluoromethane	1.2	U	5.7	1.2
108-05-4	Vinyl acetate	2.4	U	11	2.4
75-01-4	Vinyl chloride	0.95	U	5.7	0.95
75-65-0	tert-Butyl alcohol	19	U	230	19
1330-20-7	Xylenes, Total	1.8	U	11	1.8
124-48-1	Chlorodibromomethane	3.1	U	5.7	3.1

FORM I
GC/MS VOA ORGANICS ANALYSIS DATA SHEET

Lab Name: Eurofins TestAmerica, Canton Job No.: 240-123986-1

SDG No.:

Client Sample ID: E-SB-1799-2-4 Lab Sample ID: 240-123986-3

Matrix: Solid Lab File ID: 1423292.D

Analysis Method: 8260B Date Collected: 12/16/2019 14:00

Sample wt/vol: 5.1127(g) Date Analyzed: 12/27/2019 00:52

Soil Aliquot Vol: Dilution Factor: 1

Soil Extract Vol.: GC Column: DB-624 ID: 0.18(mm)

% Moisture: 13.6 Level: (low/med) Low

Analysis Batch No.: 417294 Units: ug/Kg

CAS NO.	SURROGATE	%REC	Q	LIMITS
17060-07-0	1,2-Dichloroethane-d4 (Surr)	77		59-120
460-00-4	4-Bromofluorobenzene (Surr)	109		51-127
2037-26-5	Toluene-d8 (Surr)	98		64-124
1868-53-7	Dibromofluoromethane (Surr)	90		56-122

FORM I
GC/MS VOA ORGANICS ANALYSIS DATA SHEET

Lab Name: Eurofins TestAmerica, Canton Job No.: 240-123986-1

SDG No.:

Client Sample ID: E-SB-1795-2-3 Lab Sample ID: 240-123986-4

Matrix: Solid Lab File ID: 1423293.D

Analysis Method: 8260B Date Collected: 12/16/2019 14:20

Sample wt/vol: 5.2814(g) Date Analyzed: 12/27/2019 01:14

Soil Aliquot Vol: Dilution Factor: 1

Soil Extract Vol.: GC Column: DB-624 ID: 0.18(mm)

% Moisture: 15.5 Level: (low/med) Low

Analysis Batch No.: 417294 Units: ug/Kg

CAS NO.	COMPOUND NAME	RESULT	Q	RL	MDL
630-20-6	1,1,1,2-Tetrachloroethane	3.3	U	5.6	3.3
71-55-6	1,1,1-Trichloroethane	0.92	U	5.6	0.92
79-34-5	1,1,2,2-Tetrachloroethane	1.6	U	5.6	1.6
76-13-1	1,1,2-Trichlorotrifluoroethane	1.4	U	5.6	1.4
75-34-3	1,1-Dichloroethane	0.78	U	5.6	0.78
75-35-4	1,1-Dichloroethene	1.0	U	5.6	1.0
563-58-6	1,1-Dichloropropene	1.1	U	5.6	1.1
87-61-6	1,2,3-Trichlorobenzene	0.64	U	5.6	0.64
96-18-4	1,2,3-Trichloropropane	1.8	U	5.6	1.8
526-73-8	1,2,3-Trimethylbenzene	2.0	U	5.6	2.0
120-82-1	1,2,4-Trichlorobenzene	0.64	U	5.6	0.64
95-63-6	1,2,4-Trimethylbenzene	1.1	U	5.6	1.1
96-12-8	1,2-Dibromo-3-Chloropropane	4.0	U	11	4.0
95-50-1	1,2-Dichlorobenzene	1.2	U	5.6	1.2
107-06-2	1,2-Dichloroethane	0.87	U	5.6	0.87
78-87-5	1,2-Dichloropropane	0.95	U	5.6	0.95
541-73-1	1,3-Dichlorobenzene	0.91	U	5.6	0.91
142-28-9	1,3-Dichloropropane	1.1	U	5.6	1.1
106-46-7	1,4-Dichlorobenzene	0.99	U	5.6	0.99
594-20-7	2,2-Dichloropropane	1.3	U	5.6	1.3
110-75-8	2-Chloroethyl vinyl ether	10	U	56	10
95-49-8	2-Chlorotoluene	1.1	U	5.6	1.1
591-78-6	2-Hexanone	4.6	U	22	4.6
108-86-1	Bromobenzene	1.3	U	5.6	1.3
74-97-5	Bromochloromethane	0.67	U	5.6	0.67
106-43-4	4-Chlorotoluene	0.97	U	5.6	0.97
99-87-6	4-Isopropyltoluene	3.3	U	5.6	3.3
67-64-1	Acetone	24	U	28	24
71-43-2	Benzene	0.78	U	5.6	0.78
75-25-2	Bromoform	2.7	U	5.6	2.7
74-83-9	Bromomethane	1.1	U	5.6	1.1
75-15-0	Carbon disulfide	1.3	U	5.6	1.3
56-23-5	Carbon tetrachloride	3.6	U	5.6	3.6
108-90-7	Chlorobenzene	1.0	U	5.6	1.0
75-00-3	Chloroethane	1.4	U	5.6	1.4
67-66-3	Chloroform	0.88	U	5.6	0.88

FORM I
GC/MS VOA ORGANICS ANALYSIS DATA SHEET

Lab Name: Eurofins TestAmerica, Canton Job No.: 240-123986-1

SDG No.:

Client Sample ID: E-SB-1795-2-3 Lab Sample ID: 240-123986-4

Matrix: Solid Lab File ID: 1423293.D

Analysis Method: 8260B Date Collected: 12/16/2019 14:20

Sample wt/vol: 5.2814(g) Date Analyzed: 12/27/2019 01:14

Soil Aliquot Vol: Dilution Factor: 1

Soil Extract Vol.: GC Column: DB-624 ID: 0.18(mm)

% Moisture: 15.5 Level: (low/med) Low

Analysis Batch No.: 417294 Units: ug/Kg

CAS NO.	COMPOUND NAME	RESULT	Q	RL	MDL
74-87-3	Chloromethane	1.2	U	5.6	1.2
156-59-2	cis-1,2-Dichloroethene	0.73	U	5.6	0.73
10061-01-5	cis-1,3-Dichloropropene	1.6	U	5.6	1.6
87-68-3	Hexachlorobutadiene	4.2	U	5.6	4.2
74-95-3	Dibromomethane	0.75	U	5.6	0.75
75-27-4	Bromodichloromethane	0.76	U	5.6	0.76
75-71-8	Dichlorodifluoromethane	1.1	U	5.6	1.1
100-41-4	Ethylbenzene	1.2	U	5.6	1.2
106-93-4	1,2-Dibromoethane	0.86	U	5.6	0.86
108-20-3	Diisopropyl ether	0.85	U	11	0.85
91-20-3	Naphthalene	3.0	U	5.6	3.0
104-51-8	n-Butylbenzene	3.9	U	5.6	3.9
98-82-8	Isopropylbenzene	0.93	U	5.6	0.93
103-65-1	N-Propylbenzene	0.82	U	5.6	0.82
78-93-3	2-Butanone (MEK)	4.0	U	22	4.0
108-10-1	4-Methyl-2-pentanone (MIBK)	4.2	U	22	4.2
135-98-8	sec-Butylbenzene	0.97	U	5.6	0.97
1634-04-4	Methyl tert-butyl ether	0.92	U	5.6	0.92
994-05-8	Tert-amyl methyl ether	2.5	U	5.6	2.5
75-09-2	Methylene Chloride	13	U	28	13
100-42-5	Styrene	1.3	U	5.6	1.3
637-92-3	Ethyl tert-butyl ether	2.5	U	5.6	2.5
98-06-6	tert-Butylbenzene	1.0	U	5.6	1.0
127-18-4	Tetrachloroethene	0.82	U	5.6	0.82
108-88-3	Toluene	0.87	U	5.6	0.87
156-60-5	trans-1,2-Dichloroethene	0.52	U	5.6	0.52
10061-02-6	trans-1,3-Dichloropropene	1.2	U	5.6	1.2
79-01-6	Trichloroethene	0.71	U	5.6	0.71
75-69-4	Trichlorofluoromethane	1.2	U	5.6	1.2
108-05-4	Vinyl acetate	2.4	U F1	11	2.4
75-01-4	Vinyl chloride	0.94	U	5.6	0.94
75-65-0	tert-Butyl alcohol	19	U	220	19
1330-20-7	Xylenes, Total	1.8	U	11	1.8
124-48-1	Chlorodibromomethane	3.1	U	5.6	3.1

FORM I
GC/MS VOA ORGANICS ANALYSIS DATA SHEET

Lab Name: Eurofins TestAmerica, Canton Job No.: 240-123986-1

SDG No.:

Client Sample ID: E-SB-1795-2-3 Lab Sample ID: 240-123986-4

Matrix: Solid Lab File ID: 1423293.D

Analysis Method: 8260B Date Collected: 12/16/2019 14:20

Sample wt/vol: 5.2814(g) Date Analyzed: 12/27/2019 01:14

Soil Aliquot Vol: Dilution Factor: 1

Soil Extract Vol.: GC Column: DB-624 ID: 0.18(mm)

% Moisture: 15.5 Level: (low/med) Low

Analysis Batch No.: 417294 Units: ug/Kg

CAS NO.	SURROGATE	%REC	Q	LIMITS
17060-07-0	1,2-Dichloroethane-d4 (Surr)	76		59-120
460-00-4	4-Bromofluorobenzene (Surr)	99		51-127
2037-26-5	Toluene-d8 (Surr)	94		64-124
1868-53-7	Dibromofluoromethane (Surr)	88		56-122

FORM I
GC/MS VOA ORGANICS ANALYSIS DATA SHEET

Lab Name: Eurofins TestAmerica, Canton Job No.: 240-123986-1

SDG No.:

Client Sample ID: E-SB-1793-12-14 Lab Sample ID: 240-123986-5

Matrix: Solid Lab File ID: UX88065.D

Analysis Method: 8260B Date Collected: 12/16/2019 10:30

Sample wt/vol: 5.07(g) Date Analyzed: 12/28/2019 10:08

Soil Aliquot Vol: Dilution Factor: 1

Soil Extract Vol.: GC Column: DB-624 ID: 0.18(mm)

% Moisture: 17.2 Level: (low/med) Low

Analysis Batch No.: 417546 Units: ug/Kg

CAS NO.	COMPOUND NAME	RESULT	Q	RL	MDL
630-20-6	1,1,1,2-Tetrachloroethane	3.5	U	6.0	3.5
71-55-6	1,1,1-Trichloroethane	0.98	U	6.0	0.98
79-34-5	1,1,2,2-Tetrachloroethane	1.7	U	6.0	1.7
76-13-1	1,1,2-Trichlorotrifluoroethane	1.5	U	6.0	1.5
75-34-3	1,1-Dichloroethane	0.83	U	6.0	0.83
75-35-4	1,1-Dichloroethene	1.1	U	6.0	1.1
563-58-6	1,1-Dichloropropene	1.2	U	6.0	1.2
87-61-6	1,2,3-Trichlorobenzene	0.68	U	6.0	0.68
96-18-4	1,2,3-Trichloropropane	1.9	U	6.0	1.9
526-73-8	1,2,3-Trimethylbenzene	2.2	U	6.0	2.2
120-82-1	1,2,4-Trichlorobenzene	0.68	U	6.0	0.68
95-63-6	1,2,4-Trimethylbenzene	1.2	U	6.0	1.2
96-12-8	1,2-Dibromo-3-Chloropropane	4.3	U	12	4.3
95-50-1	1,2-Dichlorobenzene	1.3	U	6.0	1.3
107-06-2	1,2-Dichloroethane	0.92	U	6.0	0.92
78-87-5	1,2-Dichloropropane	1.0	U	6.0	1.0
541-73-1	1,3-Dichlorobenzene	0.97	U	6.0	0.97
142-28-9	1,3-Dichloropropane	1.2	U	6.0	1.2
106-46-7	1,4-Dichlorobenzene	1.1	U	6.0	1.1
594-20-7	2,2-Dichloropropane	1.4	U	6.0	1.4
110-75-8	2-Chloroethyl vinyl ether	11	U	60	11
95-49-8	2-Chlorotoluene	1.1	U	6.0	1.1
591-78-6	2-Hexanone	4.9	U	24	4.9
108-86-1	Bromobenzene	1.4	U	6.0	1.4
74-97-5	Bromochloromethane	0.71	U	6.0	0.71
106-43-4	4-Chlorotoluene	1.0	U	6.0	1.0
99-87-6	4-Isopropyltoluene	3.5	U	6.0	3.5
67-64-1	Acetone	39		30	25
71-43-2	Benzene	0.83	U	6.0	0.83
75-25-2	Bromoform	2.9	U	6.0	2.9
74-83-9	Bromomethane	1.2	U	6.0	1.2
75-15-0	Carbon disulfide	1.4	U	6.0	1.4
56-23-5	Carbon tetrachloride	3.9	U	6.0	3.9
108-90-7	Chlorobenzene	1.1	U	6.0	1.1
75-00-3	Chloroethane	1.5	U	6.0	1.5
67-66-3	Chloroform	0.94	U	6.0	0.94

FORM I
GC/MS VOA ORGANICS ANALYSIS DATA SHEET

Lab Name: Eurofins TestAmerica, Canton Job No.: 240-123986-1

SDG No.:

Client Sample ID: E-SB-1793-12-14 Lab Sample ID: 240-123986-5

Matrix: Solid Lab File ID: UX88065.D

Analysis Method: 8260B Date Collected: 12/16/2019 10:30

Sample wt/vol: 5.07(g) Date Analyzed: 12/28/2019 10:08

Soil Aliquot Vol: Dilution Factor: 1

Soil Extract Vol.: GC Column: DB-624 ID: 0.18(mm)

% Moisture: 17.2 Level: (low/med) Low

Analysis Batch No.: 417546 Units: ug/Kg

CAS NO.	COMPOUND NAME	RESULT	Q	RL	MDL
74-87-3	Chloromethane	1.2	U	6.0	1.2
156-59-2	cis-1,2-Dichloroethene	0.78	U	6.0	0.78
10061-01-5	cis-1,3-Dichloropropene	1.7	U	6.0	1.7
87-68-3	Hexachlorobutadiene	4.5	U	6.0	4.5
74-95-3	Dibromomethane	0.80	U	6.0	0.80
75-27-4	Bromodichloromethane	0.81	U	6.0	0.81
75-71-8	Dichlorodifluoromethane	1.1	U	6.0	1.1
100-41-4	Ethylbenzene	1.2	U	6.0	1.2
106-93-4	1,2-Dibromoethane	0.92	U	6.0	0.92
108-20-3	Diisopropyl ether	0.90	U	12	0.90
91-20-3	Naphthalene	3.2	U	6.0	3.2
104-51-8	n-Butylbenzene	4.1	U	6.0	4.1
98-82-8	Isopropylbenzene	0.99	U	6.0	0.99
103-65-1	N-Propylbenzene	0.87	U	6.0	0.87
78-93-3	2-Butanone (MEK)	4.2	U	24	4.2
108-10-1	4-Methyl-2-pentanone (MIBK)	4.4	U	24	4.4
135-98-8	sec-Butylbenzene	1.0	U	6.0	1.0
1634-04-4	Methyl tert-butyl ether	0.98	U	6.0	0.98
994-05-8	Tert-amyl methyl ether	2.7	U	6.0	2.7
75-09-2	Methylene Chloride	14	U	30	14
100-42-5	Styrene	1.4	U	6.0	1.4
637-92-3	Ethyl tert-butyl ether	2.7	U	6.0	2.7
98-06-6	tert-Butylbenzene	1.1	U	6.0	1.1
127-18-4	Tetrachloroethene	0.87	U	6.0	0.87
108-88-3	Toluene	0.92	U	6.0	0.92
156-60-5	trans-1,2-Dichloroethene	0.55	U	6.0	0.55
10061-02-6	trans-1,3-Dichloropropene	1.2	U	6.0	1.2
79-01-6	Trichloroethene	0.75	U	6.0	0.75
75-69-4	Trichlorofluoromethane	1.3	U	6.0	1.3
108-05-4	Vinyl acetate	2.5	U	12	2.5
75-01-4	Vinyl chloride	1.0	U	6.0	1.0
75-65-0	tert-Butyl alcohol	20	U	240	20
1330-20-7	Xylenes, Total	1.9	U	12	1.9
124-48-1	Chlorodibromomethane	3.3	U	6.0	3.3

FORM I
GC/MS VOA ORGANICS ANALYSIS DATA SHEET

Lab Name: Eurofins TestAmerica, Canton Job No.: 240-123986-1

SDG No.:

Client Sample ID: E-SB-1793-12-14 Lab Sample ID: 240-123986-5

Matrix: Solid Lab File ID: UX88065.D

Analysis Method: 8260B Date Collected: 12/16/2019 10:30

Sample wt/vol: 5.07(g) Date Analyzed: 12/28/2019 10:08

Soil Aliquot Vol: Dilution Factor: 1

Soil Extract Vol.: GC Column: DB-624 ID: 0.18(mm)

% Moisture: 17.2 Level: (low/med) Low

Analysis Batch No.: 417546 Units: ug/Kg

CAS NO.	SURROGATE	%REC	Q	LIMITS
17060-07-0	1,2-Dichloroethane-d4 (Surr)	84		59-120
460-00-4	4-Bromofluorobenzene (Surr)	85		51-127
2037-26-5	Toluene-d8 (Surr)	93		64-124
1868-53-7	Dibromofluoromethane (Surr)	77		56-122

FORM I
GC/MS VOA ORGANICS ANALYSIS DATA SHEET

Lab Name: Eurofins TestAmerica, Canton Job No.: 240-123986-1

SDG No.:

Client Sample ID: E-SB-1794-12-14 Lab Sample ID: 240-123986-6

Matrix: Solid Lab File ID: UX88066.D

Analysis Method: 8260B Date Collected: 12/16/2019 11:20

Sample wt/vol: 5.08(g) Date Analyzed: 12/28/2019 10:30

Soil Aliquot Vol: Dilution Factor: 1

Soil Extract Vol.: GC Column: DB-624 ID: 0.18(mm)

% Moisture: 13.2 Level: (low/med) Low

Analysis Batch No.: 417546 Units: ug/Kg

CAS NO.	COMPOUND NAME	RESULT	Q	RL	MDL
630-20-6	1,1,1,2-Tetrachloroethane	3.4	U	5.7	3.4
71-55-6	1,1,1-Trichloroethane	0.93	U	5.7	0.93
79-34-5	1,1,2,2-Tetrachloroethane	1.6	U	5.7	1.6
76-13-1	1,1,2-Trichlorotrifluoroethane	1.5	U	5.7	1.5
75-34-3	1,1-Dichloroethane	0.79	U	5.7	0.79
75-35-4	1,1-Dichloroethene	1.0	U	5.7	1.0
563-58-6	1,1-Dichloropropene	1.1	U	5.7	1.1
87-61-6	1,2,3-Trichlorobenzene	0.65	U	5.7	0.65
96-18-4	1,2,3-Trichloropropane	1.8	U	5.7	1.8
526-73-8	1,2,3-Trimethylbenzene	2.1	U	5.7	2.1
120-82-1	1,2,4-Trichlorobenzene	0.65	U	5.7	0.65
95-63-6	1,2,4-Trimethylbenzene	1.1	U	5.7	1.1
96-12-8	1,2-Dibromo-3-Chloropropane	4.1	U	11	4.1
95-50-1	1,2-Dichlorobenzene	1.3	U	5.7	1.3
107-06-2	1,2-Dichloroethane	0.88	U	5.7	0.88
78-87-5	1,2-Dichloropropane	0.97	U	5.7	0.97
541-73-1	1,3-Dichlorobenzene	0.93	U	5.7	0.93
142-28-9	1,3-Dichloropropane	1.1	U	5.7	1.1
106-46-7	1,4-Dichlorobenzene	1.0	U	5.7	1.0
594-20-7	2,2-Dichloropropane	1.4	U	5.7	1.4
110-75-8	2-Chloroethyl vinyl ether	10	U	57	10
95-49-8	2-Chlorotoluene	1.1	U	5.7	1.1
591-78-6	2-Hexanone	4.6	U	23	4.6
108-86-1	Bromobenzene	1.3	U	5.7	1.3
74-97-5	Bromochloromethane	0.67	U	5.7	0.67
106-43-4	4-Chlorotoluene	0.98	U	5.7	0.98
99-87-6	4-Isopropyltoluene	3.3	U	5.7	3.3
67-64-1	Acetone	30		28	24
71-43-2	Benzene	0.79	U	5.7	0.79
75-25-2	Bromoform	2.7	U	5.7	2.7
74-83-9	Bromomethane	1.1	U	5.7	1.1
75-15-0	Carbon disulfide	1.3	U	5.7	1.3
56-23-5	Carbon tetrachloride	3.7	U	5.7	3.7
108-90-7	Chlorobenzene	1.0	U	5.7	1.0
75-00-3	Chloroethane	1.4	U	5.7	1.4
67-66-3	Chloroform	0.89	U	5.7	0.89

FORM I
GC/MS VOA ORGANICS ANALYSIS DATA SHEET

Lab Name: Eurofins TestAmerica, Canton Job No.: 240-123986-1

SDG No.:

Client Sample ID: E-SB-1794-12-14 Lab Sample ID: 240-123986-6

Matrix: Solid Lab File ID: UX88066.D

Analysis Method: 8260B Date Collected: 12/16/2019 11:20

Sample wt/vol: 5.08(g) Date Analyzed: 12/28/2019 10:30

Soil Aliquot Vol: Dilution Factor: 1

Soil Extract Vol.: GC Column: DB-624 ID: 0.18(mm)

% Moisture: 13.2 Level: (low/med) Low

Analysis Batch No.: 417546 Units: ug/Kg

CAS NO.	COMPOUND NAME	RESULT	Q	RL	MDL
74-87-3	Chloromethane	1.2	U	5.7	1.2
156-59-2	cis-1,2-Dichloroethene	0.74	U	5.7	0.74
10061-01-5	cis-1,3-Dichloropropene	1.6	U	5.7	1.6
87-68-3	Hexachlorobutadiene	4.2	U	5.7	4.2
74-95-3	Dibromomethane	0.76	U	5.7	0.76
75-27-4	Bromodichloromethane	0.77	U	5.7	0.77
75-71-8	Dichlorodifluoromethane	1.1	U	5.7	1.1
100-41-4	Ethylbenzene	1.2	U	5.7	1.2
106-93-4	1,2-Dibromoethane	0.87	U	5.7	0.87
108-20-3	Diisopropyl ether	0.86	U	11	0.86
91-20-3	Naphthalene	3.1	U	5.7	3.1
104-51-8	n-Butylbenzene	3.9	U	5.7	3.9
98-82-8	Isopropylbenzene	0.94	U	5.7	0.94
103-65-1	N-Propylbenzene	0.83	U	5.7	0.83
78-93-3	2-Butanone (MEK)	4.0	U	23	4.0
108-10-1	4-Methyl-2-pentanone (MIBK)	4.2	U	23	4.2
135-98-8	sec-Butylbenzene	0.98	U	5.7	0.98
1634-04-4	Methyl tert-butyl ether	0.93	U	5.7	0.93
994-05-8	Tert-amyl methyl ether	2.6	U	5.7	2.6
75-09-2	Methylene Chloride	14	U	28	14
100-42-5	Styrene	1.3	U	5.7	1.3
637-92-3	Ethyl tert-butyl ether	2.6	U	5.7	2.6
98-06-6	tert-Butylbenzene	1.0	U	5.7	1.0
127-18-4	Tetrachloroethene	0.83	U	5.7	0.83
108-88-3	Toluene	0.88	U	5.7	0.88
156-60-5	trans-1,2-Dichloroethene	0.53	U	5.7	0.53
10061-02-6	trans-1,3-Dichloropropene	1.2	U	5.7	1.2
79-01-6	Trichloroethene	0.72	U	5.7	0.72
75-69-4	Trichlorofluoromethane	1.2	U	5.7	1.2
108-05-4	Vinyl acetate	2.4	U	11	2.4
75-01-4	Vinyl chloride	0.95	U	5.7	0.95
75-65-0	tert-Butyl alcohol	19	U	230	19
1330-20-7	Xylenes, Total	1.8	U	11	1.8
124-48-1	Chlorodibromomethane	3.2	U	5.7	3.2

FORM I
GC/MS VOA ORGANICS ANALYSIS DATA SHEET

Lab Name: Eurofins TestAmerica, Canton Job No.: 240-123986-1

SDG No.:

Client Sample ID: E-SB-1794-12-14 Lab Sample ID: 240-123986-6

Matrix: Solid Lab File ID: UX88066.D

Analysis Method: 8260B Date Collected: 12/16/2019 11:20

Sample wt/vol: 5.08(g) Date Analyzed: 12/28/2019 10:30

Soil Aliquot Vol: Dilution Factor: 1

Soil Extract Vol.: GC Column: DB-624 ID: 0.18(mm)

% Moisture: 13.2 Level: (low/med) Low

Analysis Batch No.: 417546 Units: ug/Kg

CAS NO.	SURROGATE	%REC	Q	LIMITS
17060-07-0	1,2-Dichloroethane-d4 (Surr)	84		59-120
460-00-4	4-Bromofluorobenzene (Surr)	98		51-127
2037-26-5	Toluene-d8 (Surr)	85		64-124
1868-53-7	Dibromofluoromethane (Surr)	74		56-122

FORM I
GC/MS VOA ORGANICS ANALYSIS DATA SHEET

Lab Name: Eurofins TestAmerica, Canton Job No.: 240-123986-1

SDG No.:

Client Sample ID: E-SB-1797-8-10 Lab Sample ID: 240-123986-7

Matrix: Solid Lab File ID: UX88067.D

Analysis Method: 8260B Date Collected: 12/16/2019 12:05

Sample wt/vol: 5.04(g) Date Analyzed: 12/28/2019 10:52

Soil Aliquot Vol: Dilution Factor: 1

Soil Extract Vol.: GC Column: DB-624 ID: 0.18(mm)

% Moisture: 20.5 Level: (low/med) Low

Analysis Batch No.: 417546 Units: ug/Kg

CAS NO.	COMPOUND NAME	RESULT	Q	RL	MDL
630-20-6	1,1,1,2-Tetrachloroethane	3.7	U	6.2	3.7
71-55-6	1,1,1-Trichloroethane	1.0	U	6.2	1.0
79-34-5	1,1,2,2-Tetrachloroethane	1.8	U	6.2	1.8
76-13-1	1,1,2-Trichlorotrifluoroethane	1.6	U	6.2	1.6
75-34-3	1,1-Dichloroethane	0.87	U	6.2	0.87
75-35-4	1,1-Dichloroethene	1.1	U	6.2	1.1
563-58-6	1,1-Dichloropropene	1.2	U	6.2	1.2
87-61-6	1,2,3-Trichlorobenzene	0.72	U	6.2	0.72
96-18-4	1,2,3-Trichloropropane	2.0	U	6.2	2.0
526-73-8	1,2,3-Trimethylbenzene	2.3	U	6.2	2.3
120-82-1	1,2,4-Trichlorobenzene	0.71	U	6.2	0.71
95-63-6	1,2,4-Trimethylbenzene	1.3	U	6.2	1.3
96-12-8	1,2-Dibromo-3-Chloropropane	4.5	U	12	4.5
95-50-1	1,2-Dichlorobenzene	1.4	U	6.2	1.4
107-06-2	1,2-Dichloroethane	0.96	U	6.2	0.96
78-87-5	1,2-Dichloropropane	1.1	U	6.2	1.1
541-73-1	1,3-Dichlorobenzene	1.0	U	6.2	1.0
142-28-9	1,3-Dichloropropane	1.2	U	6.2	1.2
106-46-7	1,4-Dichlorobenzene	1.1	U	6.2	1.1
594-20-7	2,2-Dichloropropane	1.5	U	6.2	1.5
110-75-8	2-Chloroethyl vinyl ether	11	U	62	11
95-49-8	2-Chlorotoluene	1.2	U	6.2	1.2
591-78-6	2-Hexanone	5.1	U	25	5.1
108-86-1	Bromobenzene	1.5	U	6.2	1.5
74-97-5	Bromochloromethane	0.74	U	6.2	0.74
106-43-4	4-Chlorotoluene	1.1	U	6.2	1.1
99-87-6	4-Isopropyltoluene	3.7	U	6.2	3.7
67-64-1	Acetone	57		31	26
71-43-2	Benzene	0.87	U	6.2	0.87
75-25-2	Bromoform	3.0	U	6.2	3.0
74-83-9	Bromomethane	1.2	U	6.2	1.2
75-15-0	Carbon disulfide	1.5	U	6.2	1.5
56-23-5	Carbon tetrachloride	4.1	U	6.2	4.1
108-90-7	Chlorobenzene	1.1	U	6.2	1.1
75-00-3	Chloroethane	1.5	U	6.2	1.5
67-66-3	Chloroform	0.98	U	6.2	0.98

FORM I
GC/MS VOA ORGANICS ANALYSIS DATA SHEET

Lab Name: Eurofins TestAmerica, Canton Job No.: 240-123986-1

SDG No.:

Client Sample ID: E-SB-1797-8-10 Lab Sample ID: 240-123986-7

Matrix: Solid Lab File ID: UX88067.D

Analysis Method: 8260B Date Collected: 12/16/2019 12:05

Sample wt/vol: 5.04(g) Date Analyzed: 12/28/2019 10:52

Soil Aliquot Vol: Dilution Factor: 1

Soil Extract Vol.: GC Column: DB-624 ID: 0.18(mm)

% Moisture: 20.5 Level: (low/med) Low

Analysis Batch No.: 417546 Units: ug/Kg

CAS NO.	COMPOUND NAME	RESULT	Q	RL	MDL
74-87-3	Chloromethane	1.3	U	6.2	1.3
156-59-2	cis-1,2-Dichloroethene	0.81	U	6.2	0.81
10061-01-5	cis-1,3-Dichloropropene	1.8	U	6.2	1.8
87-68-3	Hexachlorobutadiene	4.7	U	6.2	4.7
74-95-3	Dibromomethane	0.84	U	6.2	0.84
75-27-4	Bromodichloromethane	0.85	U	6.2	0.85
75-71-8	Dichlorodifluoromethane	1.2	U	6.2	1.2
100-41-4	Ethylbenzene	1.3	U	6.2	1.3
106-93-4	1,2-Dibromoethane	0.96	U	6.2	0.96
108-20-3	Diisopropyl ether	0.94	U	12	0.94
91-20-3	Naphthalene	3.4	U	6.2	3.4
104-51-8	n-Butylbenzene	4.3	U	6.2	4.3
98-82-8	Isopropylbenzene	1.0	U	6.2	1.0
103-65-1	N-Propylbenzene	0.91	U	6.2	0.91
78-93-3	2-Butanone (MEK)	4.4	U	25	4.4
108-10-1	4-Methyl-2-pentanone (MIBK)	4.6	U	25	4.6
135-98-8	sec-Butylbenzene	1.1	U	6.2	1.1
1634-04-4	Methyl tert-butyl ether	1.0	U	6.2	1.0
994-05-8	Tert-amyl methyl ether	2.8	U	6.2	2.8
75-09-2	Methylene Chloride	15	U	31	15
100-42-5	Styrene	1.4	U	6.2	1.4
637-92-3	Ethyl tert-butyl ether	2.8	U	6.2	2.8
98-06-6	tert-Butylbenzene	1.1	U	6.2	1.1
127-18-4	Tetrachloroethene	0.91	U	6.2	0.91
108-88-3	Toluene	0.96	U	6.2	0.96
156-60-5	trans-1,2-Dichloroethene	0.58	U	6.2	0.58
10061-02-6	trans-1,3-Dichloropropene	1.3	U	6.2	1.3
79-01-6	Trichloroethene	0.79	U	6.2	0.79
75-69-4	Trichlorofluoromethane	1.3	U	6.2	1.3
108-05-4	Vinyl acetate	2.7	U	12	2.7
75-01-4	Vinyl chloride	1.0	U	6.2	1.0
75-65-0	tert-Butyl alcohol	21	U	250	21
1330-20-7	Xylenes, Total	2.0	U	12	2.0
124-48-1	Chlorodibromomethane	3.5	U	6.2	3.5

FORM I
GC/MS VOA ORGANICS ANALYSIS DATA SHEET

Lab Name: Eurofins TestAmerica, Canton Job No.: 240-123986-1

SDG No.:

Client Sample ID: E-SB-1797-8-10 Lab Sample ID: 240-123986-7

Matrix: Solid Lab File ID: UX88067.D

Analysis Method: 8260B Date Collected: 12/16/2019 12:05

Sample wt/vol: 5.04(g) Date Analyzed: 12/28/2019 10:52

Soil Aliquot Vol: Dilution Factor: 1

Soil Extract Vol.: GC Column: DB-624 ID: 0.18(mm)

% Moisture: 20.5 Level: (low/med) Low

Analysis Batch No.: 417546 Units: ug/Kg

CAS NO.	SURROGATE	%REC	Q	LIMITS
17060-07-0	1,2-Dichloroethane-d4 (Surr)	83		59-120
460-00-4	4-Bromofluorobenzene (Surr)	96		51-127
2037-26-5	Toluene-d8 (Surr)	85		64-124
1868-53-7	Dibromofluoromethane (Surr)	76		56-122

Appendix C

Support Documentation

1.5/2.2

North Canton
4101 Shuffel Street, N. W.

North Canton, OH 44720
phone 330.497.9396 fax 330.497.0772

Baltimore #201

Chain of Custody Record

TestAmerica
THE LEADER IN ENVIRONMENTAL TESTING

TestAmerica Laboratories, Inc.

Client Contact	Project Manager: Mike Martin	Site Contact: Josh Mullis	Date: 12/16/19	COC No:
Tetra Tech	Tel/Fax: 301-528-3022	Lab Contact: John McFadden	Carrier: Fedex	1 of 1 COCs
20251 Century Blvd, Suite 200	Analysis Turnaround Time			Job No.
Germantown, MD 20874	Calendar (C) or Work Days (W) _____			
(301) 528-3021 Phone	TAT if different from Below: STANDARD			SDG No.
(301) 528-3000 FAX	☐ 2 weeks			
Project Name: MRC Block E Soil Pile Inv	☐ 1 week			Sampler: J. Mullis
Site: Middle River Complex	☐ 2 days			
Project # 112IC08881	☐ 1 day			Sample Specific Notes:

Sample Identification	Sample Date	Sample Time	Sample Type	Matrix	# of Cont.	Filtered Sample	VOCs (8260C)
TB-121619	12/16/19	0000	GW	Water	2		X
E-SB-1798-6-8		1345	GRAB	SOIL	1		X
E-SB-1799-2-4		1400			1		X
E-SB-1795-2-3		1420			1		X
E-SB-1793-12-14		1030			1		X
E-SB-1794-12-14		1120			1		X
E-SB-1797-8-10		1205			1		X
			12/16/19				

* TO BE ADDED BY COURIER

240-123986 Chain of Custody

2/1

Preservation Used: 1= Ice, 2= HCl; 3= H2SO4; 4=HNO3; 5=NaOH; 6= Other _____

Possible Hazard Identification
☒ Non-Hazard ☐ Flammable ☐ Irritant Poison B ☐ Unknown ☐

Sample Disposal (A fee may be assessed if samples are retained longer than 1 month)
☐ Return To Client ☒ Disposal By Lab ☐ Archive For _____ Months

Special Instructions/QC Requirements & Comments: Block E soil pile VOC investigation TRIP BLANK TO BE ADDED BY COURIER, NOT PROVIDED

Relinquished by:	Company:	Date/Time:	Received by:	Company:	Date/Time:
	Tetra Tech Inc	12/16/19 1505		EA	12/16/19 1505
Relinquished by:	Company:	Date/Time:	Received by:	Company:	Date/Time:
	EA	12/16/19 1700		EA	12-17-19 1420
Relinquished by:	Company:	Date/Time:	Received by:	Company:	Date/Time:

Form No. CA-C-WI-002, Rev. 2, dated 03/06/2012

Sample Summary

Client: Tetra Tech, Inc.
Job ID: 240-123986-1
Project/Site: MRC Block E Soil Pile Inv

Lab Sample ID	Client Sample ID	Matrix	Collected	Received	Asset ID
240-123986-1	TB-121619	Water	12/16/19 00:00	12/17/19 14:20	
240-123986-2	E-SB-1798-6-8	Solid	12/16/19 13:45	12/17/19 14:20	
240-123986-3	E-SB-1799-2-4	Solid	12/16/19 14:00	12/17/19 14:20	
240-123986-4	E-SB-1795-2-3	Solid	12/16/19 14:20	12/17/19 14:20	
240-123986-5	E-SB-1793-12-14	Solid	12/16/19 10:30	12/17/19 14:20	
240-123986-6	E-SB-1794-12-14	Solid	12/16/19 11:20	12/17/19 14:20	
240-123986-7	E-SB-1797-8-10	Solid	12/16/19 12:05	12/17/19 14:20	

CASE NARRATIVE

Client: Tetra Tech, Inc.

Project: MRC Block E Soil Pile Inv

Report Number: 240-123986-1

With the exceptions noted as flags or footnotes, standard analytical protocols were followed in the analysis of the samples and no problems were encountered or anomalies observed. In addition all laboratory quality control samples were within established control limits, with any exceptions noted below. Each sample was analyzed to achieve the lowest possible reporting limit within the constraints of the method. In some cases, due to interference or analytes present at high concentrations, samples were diluted. For diluted samples, the reporting limits are adjusted relative to the dilution required.

Calculations are performed before rounding to avoid round-off errors in calculated results.

All holding times were met and proper preservation noted for the methods performed on these samples, unless otherwise detailed in the individual sections below.

Eurofins TestAmerica utilizes USEPA approved methods, where applicable, in all analytical work. The samples presented in this report were analyzed for the parameter(s) listed on the analytical methods summary page in accordance with the method(s) indicated and were analyzed in accordance with Ohio Voluntary Action Program protocols, where applicable. The following requested analytes, parameter groups or methods analyzed and contained in this report are not certified by the laboratory:

Eurofins TestAmerica, Canton attests to the validity of the laboratory data generated by Eurofins TestAmerica facilities reported herein. All analyses performed by Eurofins TestAmerica facilities were done using established laboratory SOPs that incorporate QA/QC procedures described in the applicable methods. Eurofins TestAmerica's operations groups have reviewed the data for compliance with the laboratory QA/QC plan, and data have been found to be compliant with laboratory protocols unless otherwise noted below.

All solid sample results are reported on an "as received" basis unless otherwise indicated by the presence of a % solids value in the method header.

This laboratory report is confidential and is intended for the sole use of Eurofins TestAmerica and its client.

RECEIPT

The samples were received on 12/17/2019 2:20 PM; the samples arrived in good condition, properly preserved and, where required, on ice. The temperature of the cooler at receipt was 2.2º C.

VOLATILE ORGANIC COMPOUNDS (GCMS)

Samples E-SB-1798-6-8 (240-123986-2), E-SB-1799-2-4 (240-123986-3), E-SB-1795-2-3 (240-123986-4), E-SB-1793-12-14 (240-123986-5), E-SB-1794-12-14 (240-123986-6) and E-SB-1797-8-10 (240-123986-7) were analyzed for volatile organic compounds (GCMS) in accordance with EPA SW-846 Method 8260B. The samples were prepared on 12/26/2019 and 12/28/2019 and analyzed on 12/27/2019 and 12/28/2019.

Vinyl acetate failed the recovery criteria low for the MS of sample E-SB-1795-2-3MS (240-123986-4) in batch 240-417294.

Vinyl acetate failed the recovery criteria low for the MSD of sample E-SB-1795-2-3MSD (240-123986-4) in batch 240-417294.

1,2,4-Trichlorobenzene was detected in method blank MB 240-417546/7 at a level that was above the method detection limit but below the reporting limit. The value should be considered an estimate, and has been flagged. If the associated sample reported a result above the MDL and/or RL, the result has been flagged. E-SB-1793-12-14 (240-123986-5), E-SB-1794-12-14 (240-123986-6) and E-SB-1797-8-10 (240-123986-7)

No additional analytical or quality issues were noted, other than those described above or in the Definitions/Glossary page.

VOLATILE ORGANIC COMPOUNDS (GCMS)

Sample TB-121619 (240-123986-1) was analyzed for volatile organic compounds (GCMS) in accordance with EPA SW-846 Method 8260B. The samples were analyzed on 12/26/2019.

1,2,4-Trichlorobenzene, 1,4-Dichlorobenzene, Naphthalene and Styrene were detected in method blank MB 240-417275/6 at levels that were above the method detection limit but below the reporting limit. The values should be considered estimates, and have been flagged. If the associated sample reported a result above the MDL and/or RL, the result has been flagged. TB-121619 (240-123986-1)

No additional analytical or quality issues were noted, other than those described above or in the Definitions/Glossary page.

PERCENT SOLIDS

Samples E-SB-1798-6-8 (240-123986-2), E-SB-1799-2-4 (240-123986-3), E-SB-1795-2-3 (240-123986-4), E-SB-1793-12-14 (240-123986-5), E-SB-1794-12-14 (240-123986-6) and E-SB-1797-8-10 (240-123986-7) were analyzed for percent solids in accordance with ASTM Method D2216-80. The samples were analyzed on 12/18/2019.

No analytical or quality issues were noted, other than those described above or in the Definitions/Glossary page.

Method Summary

Client: Tetra Tech, Inc. Job ID: 240-123986-1
Project/Site: MRC Block E Soil Pile Inv

Method	Method Description	Protocol	Laboratory
8260B	Volatile Organic Compounds (GC/MS)	SW846	TAL CAN
Moisture	Percent Moisture	EPA	TAL CAN
5030A	Purge and Trap	SW846	TAL CAN
5030B	Purge and Trap	SW846	TAL CAN

Protocol References:

EPA = US Environmental Protection Agency

SW846 = "Test Methods For Evaluating Solid Waste, Physical/Chemical Methods", Third Edition, November 1986 And Its Updates.

Laboratory References:

TAL CAN = Eurofins TestAmerica, Canton, 4101 Shuffel Street NW, North Canton, OH 44720, TEL (330)497-9396

FORM II
GC/MS VOA SURROGATE RECOVERY

Lab Name: Eurofins TestAmerica, Canton Job No.: 240-123986-1

SDG No.:

Matrix: Solid Level: Low

GC Column (1): DB-624 ID: 0.18(mm)

Client Sample ID	Lab Sample ID	DBFM #	DCA #	TOL #	BFB #
E-SB-1798-6-8	240-123986-2	84	76	84	85
E-SB-1799-2-4	240-123986-3	90	77	98	109
E-SB-1795-2-3	240-123986-4	88	76	94	99
E-SB-1793-12-14	240-123986-5	77	84	93	85
E-SB-1794-12-14	240-123986-6	74	84	85	98
E-SB-1797-8-10	240-123986-7	76	83	85	96
	MB 240-417294/8	78	69	80	81
	MB 240-417546/7	78	84	89	100
	LCS 240-417294/5	83	71	86	81
	LCS 240-417294/6	88	78	91	91
	LCS 240-417546/6	78	78	91	104
E-SB-1795-2-3 MS	240-123986-4 MS	84	70	87	92
	240-124077-C-5-B MS	82	86	127 X *	62 *
E-SB-1795-2-3 MSD	240-123986-4 MSD	86	75	87	89
	240-124077-C-5-C MSD	81	85	109	71

	QC LIMITS
DBFM = Dibromofluoromethane (Surr)	56-122
DCA = 1,2-Dichloroethane-d4 (Surr)	59-120
TOL = Toluene-d8 (Surr)	64-124
BFB = 4-Bromofluorobenzene (Surr)	51-127

Column to be used to flag recovery values

FORM II 8260B

FORM II
GC/MS VOA SURROGATE RECOVERY

Lab Name: Eurofins TestAmerica, Canton Job No.: 240-123986-1

SDG No.:

Matrix: Water Level: Low

GC Column (1): DB-624 ID: 0.18(mm)

Client Sample ID	Lab Sample ID	DBFM #	DCA #	TOL #	BFB #
TB-121619	240-123986-1	92	88	106	90
	MB 240-417275/6	93	91	105	89
	LCS 240-417275/5	96	89	104	90
	LCS 240-417275/7	83	80	94	81
	240-123869-C-5 MS	92	83	103	87
	240-123869-C-5 MSD	92	83	101	89

	QC LIMITS
DBFM = Dibromofluoromethane (Surr)	78-129
DCA = 1,2-Dichloroethane-d4 (Surr)	75-130
TOL = Toluene-d8 (Surr)	69-122
BFB = 4-Bromofluorobenzene (Surr)	47-134

Column to be used to flag recovery values

FORM II 8260B

FORM III
GC/MS VOA LAB CONTROL SAMPLE RECOVERY

Lab Name: Eurofins TestAmerica, Canton Job No.: 240-123986-1

SDG No.:

Matrix: Water Level: Low Lab File ID: 181735.D

Lab ID: LCS 240-417275/5 Client ID:

COMPOUND	SPIKE ADDED (ug/L)	LCS CONCENTRATION (ug/L)	LCS % REC	QC LIMITS REC	#
1,1,1,2-Tetrachloroethane	50.0	51.0	102	77-120	
1,1-Dichloropropene	50.0	43.9	88	78-120	
1,1-Dichloroethane	50.0	44.8	90	74-126	
1,2,3-Trichlorobenzene	50.0	53.2	106	42-126	
1,2,3-Trichloropropane	50.0	57.7	115	57-137	
1,2-Dichloroethane	50.0	51.3	103	66-129	
1,1-Dichloroethene	50.0	46.6	93	73-129	
1,2-Dichloropropane	50.0	48.5	97	79-127	
1,2,4-Trimethylbenzene	50.0	46.2	92	66-129	
2-Hexanone	100	117	117	43-142	
1,1,2,2-Tetrachloroethane	50.0	53.0	106	45-151	
Acetone	100	127	127	33-155	
Benzene	50.0	47.3	95	77-123	
Bromoform	50.0	51.9	104	47-133	
Bromomethane	20.0	13.9	70	48-144	
Carbon disulfide	50.0	43.1	86	67-127	
Carbon tetrachloride	50.0	41.6	83	61-142	
1,1,1-Trichloroethane	50.0	42.0	84	65-141	
Chlorobenzene	50.0	50.4	101	80-120	
1,3-Dichloropropane	50.0	54.7	109	74-122	
Chloroethane	20.0	14.8	74	41-147	
1,2-Dibromo-3-Chloropropane	50.0	53.4	107	34-136	
Chloroform	50.0	46.3	93	74-127	
Chloromethane	20.0	11.0	55	46-148	
cis-1,2-Dichloroethene	50.0	48.4	97	75-124	
cis-1,3-Dichloropropene	50.0	48.6	97	68-128	
Bromodichloromethane	50.0	48.5	97	73-122	
1,1,2-Trichlorotrifluoroethane	50.0	45.8	92	54-148	
Dichlorodifluoromethane	20.0	13.2	66	35-137	
1,2,4-Trichlorobenzene	50.0	51.3	103	47-120	
Ethylbenzene	50.0	49.8	100	80-120	
1,2-Dibromoethane	50.0	56.7	113	73-120	
2,2-Dichloropropane	50.0	39.7	79	67-137	
1,2-Dichlorobenzene	50.0	49.5	99	74-120	
1,3-Dichlorobenzene	50.0	48.4	97	74-120	
1,4-Dichlorobenzene	50.0	48.6	97	75-120	
2-Chloroethyl vinyl ether	50.0	39.3	79	29-146	
Isopropylbenzene	50.0	50.6	101	73-123	
2-Chlorotoluene	50.0	47.0	94	73-126	
2-Butanone (MEK)	100	113	113	41-151	
4-Methyl-2-pentanone (MIBK)	100	114	114	43-145	
Bromobenzene	50.0	50.7	101	77-120	

Column to be used to flag recovery and RPD values

FORM III 8260B

FORM III
GC/MS VOA LAB CONTROL SAMPLE RECOVERY

Lab Name: Eurofins TestAmerica, Canton Job No.: 240-123986-1

SDG No.:

Matrix: Water Level: Low Lab File ID: 181735.D

Lab ID: LCS 240-417275/5 Client ID:

COMPOUND	SPIKE ADDED (ug/L)	LCS CONCENTRATION (ug/L)	LCS % REC	QC LIMITS REC	#
Methyl tert-butyl ether	50.0	42.8	86	57-127	
Bromochloromethane	50.0	52.0	104	70-128	
Methylene Chloride	50.0	45.9	92	63-134	
4-Chlorotoluene	50.0	47.7	95	73-126	
Styrene	50.0	50.7	101	75-121	
4-Isopropyltoluene	50.0	45.8	92	66-127	
m-Xylene & p-Xylene	50.0	49.3	99	79-121	
o-Xylene	50.0	50.2	100	75-123	
Tetrachloroethene	50.0	53.5	107	70-125	
Hexachlorobutadiene	50.0	50.7	101	40-120	
Toluene	50.0	48.5	97	79-122	
Dibromomethane	50.0	55.6	111	67-121	
trans-1,2-Dichloroethene	50.0	48.0	96	74-130	
Naphthalene	50.0	51.6	103	28-130	
trans-1,3-Dichloropropene	50.0	47.7	95	64-120	
n-Butylbenzene	50.0	44.8	90	54-129	
Trichloroethene	50.0	50.5	101	71-121	
N-Propylbenzene	50.0	46.0	92	67-130	
Trichlorofluoromethane	20.0	13.8	69	52-148	
sec-Butylbenzene	50.0	45.6	91	60-131	
Vinyl chloride	20.0	15.1	76	61-134	
tert-Butylbenzene	50.0	45.0	90	63-126	
Vinyl acetate	50.0	48.3	97	44-160	
Xylenes, Total	100	99.5	100	78-122	
tert-Butyl alcohol	500	570	114	15-169	

Column to be used to flag recovery and RPD values

FORM III 8260B

FORM III
GC/MS VOA LAB CONTROL SAMPLE RECOVERY

Lab Name: Eurofins TestAmerica, Canton Job No.: 240-123986-1

SDG No.:

Matrix: Solid Level: Low Lab File ID: 1423268.D

Lab ID: LCS 240-417294/5 Client ID:

COMPOUND	SPIKE ADDED (ug/Kg)	LCS CONCENTRATION (ug/Kg)	LCS % REC	QC LIMITS REC	#
1,1,1,2-Tetrachloroethane	50.0	48.1	96	72-120	
1,1-Dichloropropene	50.0	46.1	92	69-120	
1,1-Dichloroethane	50.0	42.4	85	69-120	
1,2,3-Trichlorobenzene	50.0	44.5	89	55-124	
1,2,3-Trichloropropane	50.0	42.6	85	68-130	
1,2-Dichloroethane	50.0	40.0	80	66-120	
1,1-Dichloroethene	50.0	45.6	91	48-140	
1,2-Dichloropropane	50.0	44.1	88	77-120	
1,2,4-Trimethylbenzene	50.0	44.9	90	69-122	
2-Hexanone	100	72.9	73	54-135	
1,1,2,2-Tetrachloroethane	50.0	44.2	88	61-134	
Acetone	100	60.6	61	47-157	
Benzene	50.0	46.2	92	75-120	
Bromoform	50.0	55.8	112	44-131	
Bromomethane	20.0	18.7	93	10-158	
Carbon disulfide	50.0	41.5	83	33-144	
Carbon tetrachloride	50.0	43.3	87	54-130	
1,1,1-Trichloroethane	50.0	44.1	88	60-126	
Chlorobenzene	50.0	47.2	94	79-120	
1,3-Dichloropropane	50.0	45.4	91	76-120	
Chloroethane	20.0	15.9	79	10-159	
1,2-Dibromo-3-Chloropropane	50.0	49.1	98	35-137	
Chloroform	50.0	44.2	88	74-120	
Chloromethane	20.0	12.8	64	40-127	
cis-1,2-Dichloroethene	50.0	47.4	95	76-120	
cis-1,3-Dichloropropene	50.0	45.8	92	62-124	
Bromodichloromethane	50.0	48.1	96	63-121	
1,1,2-Trichlorotrifluoroethane	50.0	39.4	79	58-144	
Dichlorodifluoromethane	20.0	13.7	69	18-137	
1,2,4-Trichlorobenzene	50.0	44.2	88	56-120	
Ethylbenzene	50.0	47.4	95	75-120	
1,2-Dibromoethane	50.0	47.1	94	73-126	
2,2-Dichloropropane	50.0	42.2	84	47-131	
1,2-Dichlorobenzene	50.0	45.0	90	74-120	
1,3-Dichlorobenzene	50.0	46.3	93	74-120	
1,4-Dichlorobenzene	50.0	46.2	92	74-120	
2-Chloroethyl vinyl ether	50.0	37.2 J	74	36-132	
Isopropylbenzene	50.0	49.3	99	74-120	
2-Chlorotoluene	50.0	48.2	96	72-121	
2-Butanone (MEK)	100	70.2	70	61-131	
4-Methyl-2-pentanone (MIBK)	100	72.0	72	56-124	
Bromobenzene	50.0	49.1	98	73-120	

Column to be used to flag recovery and RPD values

FORM III 8260B

FORM III
GC/MS VOA LAB CONTROL SAMPLE RECOVERY

Lab Name: Eurofins TestAmerica, Canton Job No.: 240-123986-1

SDG No.:

Matrix: Solid Level: Low Lab File ID: 1423268.D

Lab ID: LCS 240-417294/5 Client ID:

COMPOUND	SPIKE ADDED (ug/Kg)	LCS CONCENTRATION (ug/Kg)	LCS % REC	QC LIMITS REC	#
Methyl tert-butyl ether	50.0	40.2	80	66-120	
Bromochloromethane	50.0	47.0	94	74-120	
Methylene Chloride	50.0	43.1	86	48-142	
4-Chlorotoluene	50.0	45.9	92	72-124	
Styrene	50.0	46.1	92	70-120	
4-Isopropyltoluene	50.0	46.0	92	70-121	
m-Xylene & p-Xylene	50.0	46.4	93	76-120	
o-Xylene	50.0	46.9	94	76-120	
Tetrachloroethene	50.0	49.6	99	75-124	
Hexachlorobutadiene	50.0	51.5	103	63-130	
Toluene	50.0	45.7	91	76-120	
Dibromomethane	50.0	47.6	95	74-120	
trans-1,2-Dichloroethene	50.0	47.5	95	74-125	
Naphthalene	50.0	39.9	80	43-127	
trans-1,3-Dichloropropene	50.0	40.0	80	58-120	
n-Butylbenzene	50.0	44.9	90	64-123	
Trichloroethene	50.0	51.9	104	75-123	
N-Propylbenzene	50.0	47.1	94	70-122	
Trichlorofluoromethane	20.0	18.0	90	33-152	
sec-Butylbenzene	50.0	48.3	97	69-122	
Vinyl chloride	20.0	14.7	73	39-140	
tert-Butylbenzene	50.0	47.3	95	68-121	
Vinyl acetate	50.0	41.7	83	55-138	
Xylenes, Total	100	93.3	93	77-120	
tert-Butyl alcohol	500	284	57	40-138	

Column to be used to flag recovery and RPD values

FORM III 8260B

FORM III
GC/MS VOA LAB CONTROL SAMPLE RECOVERY

Lab Name: Eurofins TestAmerica, Canton Job No.: 240-123986-1

SDG No.:

Matrix: Solid Level: Low Lab File ID: UX88058.D

Lab ID: LCS 240-417546/6 Client ID:

COMPOUND	SPIKE ADDED (ug/Kg)	LCS CONCENTRATION (ug/Kg)	LCS % REC	QC LIMITS REC	#
1,1,1,2-Tetrachloroethane	25.0	25.4	101	72-120	
1,1-Dichloropropene	25.0	23.0	92	69-120	
1,1-Dichloroethane	25.0	23.5	94	69-120	
1,2,3-Trichlorobenzene	25.0	25.4	102	55-124	
1,2,3-Trichloropropane	25.0	24.9	100	68-130	
1,2-Dichloroethane	25.0	22.3	89	66-120	
1,1-Dichloroethene	25.0	25.5	102	48-140	
1,2-Dichloropropane	25.0	24.6	98	77-120	
1,2,4-Trimethylbenzene	25.0	25.0	100	69-122	
2-Hexanone	50.0	51.4	103	54-135	
1,1,2,2-Tetrachloroethane	25.0	24.3	97	61-134	
Acetone	50.0	48.6	97	47-157	
Benzene	25.0	23.5	94	75-120	
Bromoform	25.0	23.8	95	44-131	
Bromomethane	25.0	23.3	93	10-158	
Carbon disulfide	25.0	24.9	100	33-144	
Carbon tetrachloride	25.0	23.6	95	54-130	
1,1,1-Trichloroethane	25.0	24.5	98	60-126	
Chlorobenzene	25.0	23.9	96	79-120	
1,3-Dichloropropane	25.0	23.7	95	76-120	
Chloroethane	25.0	23.4	93	10-159	
1,2-Dibromo-3-Chloropropane	25.0	23.5	94	35-137	
Chloroform	25.0	23.3	93	74-120	
Chloromethane	25.0	19.4	78	40-127	
cis-1,2-Dichloroethene	25.0	24.3	97	76-120	
cis-1,3-Dichloropropene	25.0	24.7	99	62-124	
Bromodichloromethane	25.0	24.1	96	63-121	
1,1,2-Trichlorotrifluoroethane	25.0	24.5	98	58-144	
Dichlorodifluoromethane	25.0	17.0	68	18-137	
1,2,4-Trichlorobenzene	25.0	21.4	86	56-120	
Ethylbenzene	25.0	26.1	104	75-120	
1,2-Dibromoethane	25.0	25.2	101	73-126	
2,2-Dichloropropane	25.0	23.1	92	47-131	
1,2-Dichlorobenzene	25.0	23.0	92	74-120	
1,3-Dichlorobenzene	25.0	23.0	92	74-120	
1,4-Dichlorobenzene	25.0	23.3	93	74-120	
2-Chloroethyl vinyl ether	25.0	17.8 J	71	36-132	
Isopropylbenzene	25.0	25.7	103	74-120	
2-Chlorotoluene	25.0	24.3	97	72-121	
2-Butanone (MEK)	50.0	50.8	102	61-131	
4-Methyl-2-pentanone (MIBK)	50.0	48.3	97	56-124	
Bromobenzene	25.0	23.3	93	73-120	

Column to be used to flag recovery and RPD values

FORM III 8260B

FORM III
GC/MS VOA LAB CONTROL SAMPLE RECOVERY

Lab Name: Eurofins TestAmerica, Canton Job No.: 240-123986-1

SDG No.:

Matrix: Solid Level: Low Lab File ID: UX88058.D

Lab ID: LCS 240-417546/6 Client ID:

COMPOUND	SPIKE ADDED (ug/Kg)	LCS CONCENTRATION (ug/Kg)	LCS % REC	QC LIMITS REC	#
Methyl tert-butyl ether	25.0	23.2	93	66-120	
Bromochloromethane	25.0	23.8	95	74-120	
Methylene Chloride	25.0	23.4 J	94	48-142	
4-Chlorotoluene	25.0	24.7	99	72-124	
Styrene	25.0	25.5	102	70-120	
4-Isopropyltoluene	25.0	25.2	101	70-121	
m-Xylene & p-Xylene	25.0	24.7	99	76-120	
o-Xylene	25.0	25.3	101	76-120	
Tetrachloroethene	25.0	24.4	98	75-124	
Hexachlorobutadiene	25.0	27.5	110	63-130	
Toluene	25.0	25.1	101	76-120	
Dibromomethane	25.0	25.2	101	74-120	
trans-1,2-Dichloroethene	25.0	25.1	100	74-125	
Naphthalene	25.0	19.5	78	43-127	
trans-1,3-Dichloropropene	25.0	22.6	90	58-120	
n-Butylbenzene	25.0	23.8	95	64-123	
Trichloroethene	25.0	24.2	97	75-123	
N-Propylbenzene	25.0	25.2	101	70-122	
Trichlorofluoromethane	25.0	22.4	90	33-152	
sec-Butylbenzene	25.0	24.6	98	69-122	
Vinyl chloride	25.0	21.0	84	39-140	
tert-Butylbenzene	25.0	24.7	99	68-121	
Vinyl acetate	25.0	20.5	82	55-138	
Xylenes, Total	50.0	50.0	100	77-120	
tert-Butyl alcohol	250	235	94	40-138	

Column to be used to flag recovery and RPD values

FORM III 8260B

FORM III
GC/MS VOA MATRIX SPIKE RECOVERY

Lab Name: Eurofins TestAmerica, Canton Job No.: 240-123986-1

SDG No.:

Matrix: Solid Level: Low Lab File ID: 1423294.D

Lab ID: 240-123986-4 MS Client ID: E-SB-1795-2-3 MS

COMPOUND	SPIKE ADDED (ug/Kg)	SAMPLE CONCENTRATION (ug/Kg)	MS CONCENTRATION (ug/Kg)	MS % REC	QC LIMITS REC	#
1,1,1,2-Tetrachloroethane	57.5	3.3 U	40.4	70	19-129	
1,1-Dichloropropene	57.5	1.1 U	39.6	69	36-120	
1,1-Dichloroethane	57.5	0.78 U	43.4	76	35-129	
1,2,3-Trichlorobenzene	57.5	0.64 U	17.3	30	10-120	
1,2,3-Trichloropropane	57.5	1.8 U	47.1	82	38-146	
1,2-Dichloroethane	57.5	0.87 U	39.4	69	33-130	
1,1-Dichloroethene	57.5	1.0 U	42.8	74	20-150	
1,2-Dichloropropane	57.5	0.95 U	44.2	77	33-134	
1,2,4-Trimethylbenzene	57.5	1.1 U	30.2	53	10-138	
2-Hexanone	115	4.6 U	66.0	57	23-149	
1,1,2,2-Tetrachloroethane	57.5	1.6 U	48.0	84	10-168	
Acetone	115	24 U	188	163	18-167	
Benzene	57.5	0.78 U	44.5	77	32-131	
Bromoform	57.5	2.7 U	44.8	78	10-122	
Bromomethane	23.0	1.1 U	13.4	58	10-149	
Carbon disulfide	57.5	1.3 U	36.9	64	10-134	
Carbon tetrachloride	57.5	3.6 U	37.3	65	13-131	
1,1,1-Trichloroethane	57.5	0.92 U	42.3	74	27-131	
Chlorobenzene	57.5	1.0 U	33.9	59	16-129	
1,3-Dichloropropane	57.5	1.1 U	41.7	73	44-126	
Chloroethane	23.0	1.4 U	15.2	66	10-155	
1,2-Dibromo-3-Chloropropane	57.5	4.0 U	44.9	78	10-135	
Chloroform	57.5	0.88 U	44.8	78	38-129	
Chloromethane	23.0	1.2 U	13.2	57	20-140	
cis-1,2-Dichloroethene	57.5	0.73 U	43.1	75	35-130	
cis-1,3-Dichloropropene	57.5	1.6 U	35.8	62	12-131	
Bromodichloromethane	57.5	0.76 U	45.6	79	18-125	
1,1,2-Trichlorotrifluoroethane	57.5	1.4 U	44.1	77	30-145	
Dichlorodifluoromethane	23.0	1.1 U	13.8	60	10-141	
1,2,4-Trichlorobenzene	57.5	0.64 U	17.8	31	10-120	
Ethylbenzene	57.5	1.2 U	33.7	59	12-133	
1,2-Dibromoethane	57.5	0.86 U	40.1	70	24-138	
2,2-Dichloropropane	57.5	1.3 U	38.8	68	34-124	
1,2-Dichlorobenzene	57.5	1.2 U	28.2	49	10-131	
1,3-Dichlorobenzene	57.5	0.91 U	27.5	48	10-131	
1,4-Dichlorobenzene	57.5	0.99 U	26.1	45	10-129	
2-Chloroethyl vinyl ether	57.5	10 U	35.5 J	62	26-128	
Isopropylbenzene	57.5	0.93 U	32.6	57	10-135	
2-Chlorotoluene	57.5	1.1 U	34.6	60	12-139	
2-Butanone (MEK)	115	4.0 U	66.2	58	31-148	
4-Methyl-2-pentanone (MIBK)	115	4.2 U	79.0	69	29-140	
Bromobenzene	57.5	1.3 U	37.0	64	16-136	

Column to be used to flag recovery and RPD values

FORM III 8260B

FORM III
GC/MS VOA MATRIX SPIKE RECOVERY

Lab Name: Eurofins TestAmerica, Canton Job No.: 240-123986-1

SDG No.:

Matrix: Solid Level: Low Lab File ID: 1423294.D

Lab ID: 240-123986-4 MS Client ID: E-SB-1795-2-3 MS

COMPOUND	SPIKE ADDED (ug/Kg)	SAMPLE CONCENTRATION (ug/Kg)	MS CONCENTRATION (ug/Kg)	MS % REC	QC LIMITS REC	#
Methyl tert-butyl ether	57.5	0.92 U	45.0	78	42-127	
Bromochloromethane	57.5	0.67 U	45.0	78	50-125	
Methylene Chloride	57.5	13 U	44.2	77	22-153	
4-Chlorotoluene	57.5	0.97 U	28.5	50	14-128	
Styrene	57.5	1.3 U	29.2	51	10-127	
4-Isopropyltoluene	57.5	3.3 U	26.6	46	10-135	
m-Xylene & p-Xylene	57.5	0.88 U	32.1	56	10-132	
o-Xylene	57.5	0.96 U	33.7	59	11-134	
Tetrachloroethene	57.5	0.82 U	58.5	102	13-144	
Hexachlorobutadiene	57.5	4.2 U	19.3	34	10-120	
Toluene	57.5	0.87 U	38.0	66	20-141	
Dibromomethane	57.5	0.75 U	41.6	72	30-126	
trans-1,2-Dichloroethene	57.5	0.52 U	40.6	71	31-138	
Naphthalene	57.5	3.0 U	21.5	37	10-120	
trans-1,3-Dichloropropene	57.5	1.2 U	27.2	47	10-123	
n-Butylbenzene	57.5	3.9 U	21.3	37	10-141	
Trichloroethene	57.5	0.71 U	43.8	76	10-162	
N-Propylbenzene	57.5	0.82 U	30.4	53	10-135	
Trichlorofluoromethane	23.0	1.2 U	16.3	71	16-148	
sec-Butylbenzene	57.5	0.97 U	30.3	53	10-142	
Vinyl chloride	23.0	0.94 U	14.0	61	15-150	
tert-Butylbenzene	57.5	1.0 U	43.1	75	10-142	
Vinyl acetate	57.5	2.4 U	2.4 U	0	20-139	F1
Xylenes, Total	115	1.8 U	65.8	57	10-134	
tert-Butyl alcohol	575	19 U	351	61	45-139	

Column to be used to flag recovery and RPD values

FORM III 8260B

FORM III
GC/MS VOA MATRIX SPIKE RECOVERY

SAMPLE NOT INCLUDED IN SDG

Lab Name: Eurofins TestAmerica, Canton Job No.: 240-123986-1

SDG No.:

Matrix: Water Level: Low Lab File ID: 181747.D

Lab ID: 240-123869-C-5 MS Client ID:

COMPOUND	SPIKE ADDED (ug/L)	SAMPLE CONCENTRATION (ug/L)	MS CONCENTRATION (ug/L)	MS % REC	QC LIMITS REC	#
1,1-Dichloroethane	50.0	0.23 J	41.1	82	71-121	
1,2-Dichloroethane	50.0	0.21 U	46.9	94	65-127	
1,1-Dichloroethene	50.0	0.19 U	41.4	83	64-132	
1,2-Dichloropropane	50.0	0.15 U	44.8	90	73-125	
2-Hexanone	100	0.54 U	96.1	96	44-142	
1,1,2,2-Tetrachloroethane	50.0	0.13 U	48.2	96	37-149	
Acetone	100	5.4 U	92.4	92	32-157	
Benzene	50.0	0.13 U	42.7	85	70-121	
Bromoform	50.0	0.76 U	46.6	93	41-128	
Bromomethane	20.0	0.42 U	12.8	64	41-136	
Carbon disulfide	50.0	0.28 U	38.5	77	54-131	
Carbon tetrachloride	50.0	0.26 U	35.2	70	53-142	
1,1,1-Trichloroethane	50.0	0.24 U	36.5	73	62-135	
Chlorobenzene	50.0	0.14 U	45.3	91	73-120	
Chloroethane	20.0	0.83 U	14.4	72	37-142	
1,2-Dibromo-3-Chloropropane	50.0	0.91 U	43.8	88	31-130	
Chloroform	50.0	0.13 U	42.7	85	66-126	
Chloromethane	20.0	0.20 U	9.48	47	33-146	
cis-1,2-Dichloroethene	50.0	0.16 U	44.5	89	68-121	
cis-1,3-Dichloropropene	50.0	0.61 U	42.7	85	56-121	
Bromodichloromethane	50.0	0.17 U	44.2	88	69-120	
1,1,2-Trichlorotrifluoroethane	50.0	0.41 U	38.3	77	41-145	
Dichlorodifluoromethane	20.0	0.35 U	11.2	56	27-132	
1,2,4-Trichlorobenzene	50.0	0.26 U	41.4	83	37-120	
Ethylbenzene	50.0	0.11 U	42.1	84	66-122	
1,2-Dibromoethane	50.0	0.12 U	52.3	105	66-120	
1,2-Dichlorobenzene	50.0	0.15 U	42.7	85	65-120	
1,3-Dichlorobenzene	50.0	0.15 U	40.7	81	64-120	
1,4-Dichlorobenzene	50.0	0.16 U	41.3	83	65-120	
Isopropylbenzene	50.0	0.090 U	41.5	83	56-122	
2-Butanone (MEK)	100	1.2 U	92.3	92	40-147	
4-Methyl-2-pentanone (MIBK)	100	0.42 U	96.4	96	40-147	
Methyl tert-butyl ether	50.0	0.070 U	39.7	79	50-126	
Methylene Chloride	50.0	2.6 U	44.0	88	59-127	
Styrene	50.0	0.10 U	44.0	88	57-126	
m-Xylene & p-Xylene	50.0	0.080 U	41.5	83	65-123	
o-Xylene	50.0	0.090 U	43.9	88	63-124	
Tetrachloroethene	50.0	0.15 U	44.7	89	52-129	
Toluene	50.0	0.14 U	42.2	84	68-124	
trans-1,2-Dichloroethene	50.0	0.19 U	43.2	86	69-126	
trans-1,3-Dichloropropene	50.0	0.67 U	41.6	83	53-120	
Trichloroethene	50.0	0.10 U	42.9	86	56-124	

Column to be used to flag recovery and RPD values

FORM III 8260B

FORM III
GC/MS VOA MATRIX SPIKE RECOVERY

Lab Name: Eurofins TestAmerica, Canton Job No.: 240-123986-1

SDG No.:

Matrix: Water Level: Low Lab File ID: 181747.D

Lab ID: 240-123869-C-5 MS Client ID:

COMPOUND	SPIKE ADDED (ug/L)	SAMPLE CONCENTRATION (ug/L)	MS CONCENTRATION (ug/L)	MS % REC	QC LIMITS REC	#
Trichlorofluoromethane	20.0	0.45 U	11.6	58	45-152	
Vinyl chloride	20.0	0.20 U	14.5	72	49-136	
Xylenes, Total	100	0.15 U	85.4	85	64-124	

Column to be used to flag recovery and RPD values

FORM III 8260B

FORM III
GC/MS VOA MATRIX SPIKE RECOVERY

SAMPLE NOT INCLUDED IN SDG

Lab Name: Eurofins TestAmerica, Canton Job No.: 240-123986-1

SDG No.:

Matrix: Solid Level: Low Lab File ID: UX88072.D

Lab ID: 240-124077-C-5-B MS Client ID:

COMPOUND	SPIKE ADDED (ug/Kg)	SAMPLE CONCENTRATION (ug/Kg)	MS CONCENTRATION (ug/Kg)	MS % REC	QC LIMITS REC	#
1,1-Dichloroethane	27.6	0.77 U	22.9	83	35-129	
1,2-Dichloroethane	27.6	0.86 U	19.0	69	33-130	
1,2,4-Trimethylbenzene	27.6	1.1 U	33.8	123	10-138	*
Benzene	27.6	0.78 U	19.3	70	32-131	
Ethylbenzene	27.6	1.2 U	20.2	73	12-133	*
1,2-Dibromoethane	27.6	0.86 U	19.0	69	24-138	*
Methyl tert-butyl ether	27.6	0.92 U	27.9	101	42-127	
m-Xylene & p-Xylene	27.6	0.87 U	20.0	73	10-132	*
o-Xylene	27.6	0.96 U	21.8	79	11-134	*
Toluene	27.6	0.86 U	28.5	103	20-141	*
Naphthalene	27.6	3.0 U	5.82	21	10-120	*
Xylenes, Total	55.1	1.8 U	41.8	76	10-134	*

Column to be used to flag recovery and RPD values

FORM III 8260B

FORM III
GC/MS VOA MATRIX SPIKE DUPLICATE RECOVERY

Lab Name: Eurofins TestAmerica, Canton Job No.: 240-123986-1

SDG No.:

Matrix: Solid Level: Low Lab File ID: 1423295.D

Lab ID: 240-123986-4 MSD Client ID: E-SB-1795-2-3 MSD

COMPOUND	SPIKE ADDED (ug/Kg)	MSD CONCENTRATION (ug/Kg)	MSD % REC	% RPD	QC LIMITS RPD	QC LIMITS REC	#
1,1,1,2-Tetrachloroethane	55.1	38.6	70	4	40	19-129	
1,1-Dichloropropene	55.1	40.7	74	3	39	36-120	
1,1-Dichloroethane	55.1	39.4	72	10	40	35-129	
1,2,3-Trichlorobenzene	55.1	23.4	42	30	40	10-120	
1,2,3-Trichloropropane	55.1	40.0	73	16	40	38-146	
1,2-Dichloroethane	55.1	36.5	66	8	40	33-130	
1,1-Dichloroethene	55.1	39.4	72	8	40	20-150	
1,2-Dichloropropane	55.1	40.4	73	9	40	33-134	
1,2,4-Trimethylbenzene	55.1	32.3	59	7	40	10-138	
2-Hexanone	110	64.8	59	2	40	23-149	
1,1,2,2-Tetrachloroethane	55.1	40.4	73	17	40	10-168	
Acetone	110	163	148	14	40	18-167	
Benzene	55.1	42.0	76	6	40	32-131	
Bromoform	55.1	43.7	79	3	40	10-122	
Bromomethane	22.0	12.5	57	8	40	10-149	
Carbon disulfide	55.1	35.3	64	4	40	10-134	
Carbon tetrachloride	55.1	36.7	67	2	40	13-131	
1,1,1-Trichloroethane	55.1	39.9	72	6	40	27-131	
Chlorobenzene	55.1	36.2	66	6	40	16-129	
1,3-Dichloropropane	55.1	38.5	70	8	39	44-126	
Chloroethane	22.0	14.0	64	8	40	10-155	
1,2-Dibromo-3-Chloropropane	55.1	41.8	76	7	40	10-135	
Chloroform	55.1	40.9	74	9	40	38-129	
Chloromethane	22.0	11.8	53	11	40	20-140	
cis-1,2-Dichloroethene	55.1	42.0	76	3	40	35-130	
cis-1,3-Dichloropropene	55.1	37.6	68	5	40	12-131	
Bromodichloromethane	55.1	42.5	77	7	40	18-125	
1,1,2-Trichlorotrifluoroethane	55.1	40.2	73	9	40	30-145	
Dichlorodifluoromethane	22.0	12.8	58	8	40	10-141	
1,2,4-Trichlorobenzene	55.1	22.3	41	23	40	10-120	
Ethylbenzene	55.1	35.6	65	5	40	12-133	
1,2-Dibromoethane	55.1	40.3	73	0	40	24-138	
2,2-Dichloropropane	55.1	38.5	70	1	40	34-124	
1,2-Dichlorobenzene	55.1	29.5	54	5	40	10-131	
1,3-Dichlorobenzene	55.1	30.2	55	10	40	10-131	
1,4-Dichlorobenzene	55.1	29.0	53	11	40	10-129	
2-Chloroethyl vinyl ether	55.1	34.0 J	62	4	40	26-128	
Isopropylbenzene	55.1	35.6	65	9	40	10-135	
2-Chlorotoluene	55.1	35.3	64	2	40	12-139	
2-Butanone (MEK)	110	62.7	57	5	40	31-148	
4-Methyl-2-pentanone (MIBK)	110	71.5	65	10	40	29-140	
Bromobenzene	55.1	36.8	67	1	40	16-136	

Column to be used to flag recovery and RPD values

FORM III 8260B

FORM III
GC/MS VOA MATRIX SPIKE DUPLICATE RECOVERY

Lab Name: Eurofins TestAmerica, Canton Job No.: 240-123986-1

SDG No.:

Matrix: Solid Level: Low Lab File ID: 1423295.D

Lab ID: 240-123986-4 MSD Client ID: E-SB-1795-2-3 MSD

COMPOUND	SPIKE ADDED (ug/Kg)	MSD CONCENTRATION (ug/Kg)	MSD % REC	% RPD	QC LIMITS RPD	QC LIMITS REC	#
Methyl tert-butyl ether	55.1	39.1	71	14	40	42-127	
Bromochloromethane	55.1	42.8	78	5	39	50-125	
Methylene Chloride	55.1	39.3	71	12	40	22-153	
4-Chlorotoluene	55.1	31.5	57	10	40	14-128	
Styrene	55.1	32.3	59	10	40	10-127	
4-Isopropyltoluene	55.1	30.6	56	14	40	10-135	
m-Xylene & p-Xylene	55.1	34.7	63	8	40	10-132	
o-Xylene	55.1	35.2	64	4	40	11-134	
Tetrachloroethene	55.1	58.8	107	1	40	13-144	
Hexachlorobutadiene	55.1	26.0	47	30	40	10-120	
Toluene	55.1	37.6	68	1	40	20-141	
Dibromomethane	55.1	40.9	74	2	39	30-126	
trans-1,2-Dichloroethene	55.1	41.0	74	1	40	31-138	
Naphthalene	55.1	25.3	46	16	40	10-120	
trans-1,3-Dichloropropene	55.1	30.6	56	12	40	10-123	
n-Butylbenzene	55.1	27.4	50	25	40	10-141	
Trichloroethene	55.1	44.7	81	2	40	10-162	
N-Propylbenzene	55.1	33.7	61	10	40	10-135	
Trichlorofluoromethane	22.0	15.5	70	5	40	16-148	
sec-Butylbenzene	55.1	33.9	62	11	40	10-142	
Vinyl chloride	22.0	13.5	61	4	40	15-150	
tert-Butylbenzene	55.1	44.0	80	2	40	10-142	
Vinyl acetate	55.1	2.3 U	0	NC	40	10-139	F1
Xylenes, Total	110	69.9	63	6	40	10-134	
tert-Butyl alcohol	551	378	69	8	40	45-139	

Column to be used to flag recovery and RPD values

FORM III 8260B

FORM III
GC/MS VOA MATRIX SPIKE DUPLICATE RECOVERY

SAMPLE NOT INCLUDED IN SDG.

Lab Name: Eurofins TestAmerica, Canton Job No.: 240-123986-1

SDG No.:

Matrix: Water Level: Low Lab File ID: 181748.D

Lab ID: 240-123869-C-5 MSD Client ID:

COMPOUND	SPIKE ADDED (ug/L)	MSD CONCENTRATION (ug/L)	MSD % REC	% RPD	QC LIMITS RPD	QC LIMITS REC	#
1,1-Dichloroethane	50.0	41.1	82	0	35	71-121	
1,2-Dichloroethane	50.0	47.2	94	0	35	65-127	
1,1-Dichloroethene	50.0	41.3	83	0	35	64-132	
1,2-Dichloropropane	50.0	44.0	88	2	35	73-125	
2-Hexanone	100	105	105	8	35	44-142	
1,1,2,2-Tetrachloroethane	50.0	51.3	103	6	35	37-149	
Acetone	100	105	105	13	35	32-157	
Benzene	50.0	42.3	85	1	35	70-121	
Bromoform	50.0	48.1	96	3	35	41-128	
Bromomethane	20.0	12.7	64	1	35	41-136	
Carbon disulfide	50.0	37.9	76	2	35	54-131	
Carbon tetrachloride	50.0	35.3	71	0	35	53-142	
1,1,1-Trichloroethane	50.0	36.2	72	1	35	62-135	
Chlorobenzene	50.0	45.1	90	0	35	73-120	
Chloroethane	20.0	12.8	64	11	35	37-142	
1,2-Dibromo-3-Chloropropane	50.0	47.4	95	8	35	31-130	
Chloroform	50.0	42.3	85	1	35	66-126	
Chloromethane	20.0	9.37	47	1	35	33-146	
cis-1,2-Dichloroethene	50.0	44.4	89	0	35	68-121	
cis-1,3-Dichloropropene	50.0	42.7	85	0	35	56-121	
Bromodichloromethane	50.0	43.8	88	1	35	69-120	
1,1,2-Trichlorotrifluoroethane	50.0	38.7	77	1	35	41-145	
Dichlorodifluoromethane	20.0	11.0	55	2	35	27-132	
1,2,4-Trichlorobenzene	50.0	42.5	85	3	25	37-120	
Ethylbenzene	50.0	42.3	85	0	35	66-122	
1,2-Dibromoethane	50.0	53.0	106	1	35	66-120	
1,2-Dichlorobenzene	50.0	44.9	90	5	35	65-120	
1,3-Dichlorobenzene	50.0	42.8	86	5	35	64-120	
1,4-Dichlorobenzene	50.0	43.2	86	5	35	65-120	
Isopropylbenzene	50.0	42.7	85	3	20	56-122	
2-Butanone (MEK)	100	98.8	99	7	35	40-147	
4-Methyl-2-pentanone (MIBK)	100	103	103	7	35	40-147	
Methyl tert-butyl ether	50.0	40.0	80	1	17	50-126	
Methylene Chloride	50.0	42.8	86	3	32	59-127	
Styrene	50.0	44.4	89	1	35	57-126	
m-Xylene & p-Xylene	50.0	42.3	85	2	35	65-123	
o-Xylene	50.0	44.4	89	1	35	63-124	
Tetrachloroethene	50.0	44.8	90	0	35	52-129	
Toluene	50.0	42.2	84	0	35	68-124	
trans-1,2-Dichloroethene	50.0	42.2	84	2	35	69-126	
trans-1,3-Dichloropropene	50.0	42.6	85	2	35	53-120	
Trichloroethene	50.0	42.9	86	0	35	56-124	

Column to be used to flag recovery and RPD values

FORM III 8260B

FORM III
GC/MS VOA MATRIX SPIKE DUPLICATE RECOVERY

Lab Name: Eurofins TestAmerica, Canton Job No.: 240-123986-1

SDG No.:

Matrix: Water Level: Low Lab File ID: 181748.D

Lab ID: 240-123869-C-5 MSD Client ID:

COMPOUND	SPIKE ADDED (ug/L)	MSD CONCENTRATION (ug/L)	MSD % REC	% RPD	QC LIMITS RPD	QC LIMITS REC	#
Trichlorofluoromethane	20.0	11.1	55	5	35	45-152	
Vinyl chloride	20.0	13.7	69	5	35	49-136	
Xylenes, Total	100	86.7	87	2	35	64-124	

Column to be used to flag recovery and RPD values

FORM III 8260B

FORM III
GC/MS VOA MATRIX SPIKE DUPLICATE RECOVERY

SAMPLE NOT INCLUDED IN SDG

Lab Name: Eurofins TestAmerica, Canton Job No.: 240-123986-1

SDG No.:

Matrix: Solid Level: Low Lab File ID: UX88073.D

Lab ID: 240-124077-C-5-C MSD Client ID:

COMPOUND	SPIKE ADDED (ug/Kg)	MSD CONCENTRATION (ug/Kg)	MSD % REC	% RPD	QC LIMITS RPD	QC LIMITS REC	#
1,1-Dichloroethane	28.0	20.4	73	11	40	35-129	
1,2-Dichloroethane	28.0	17.7	63	7	40	33-130	
1,2,4-Trimethylbenzene	28.0	18.8	67	57	40	10-138	F2 *
Benzene	28.0	18.2	65	6	40	32-131	
Ethylbenzene	28.0	17.0	61	17	40	12-133	
1,2-Dibromoethane	28.0	15.8	56	19	40	24-138	
Methyl tert-butyl ether	28.0	25.6	91	9	40	42-127	
m-Xylene & p-Xylene	28.0	15.4	55	26	40	10-132	
o-Xylene	28.0	16.5	59	27	40	11-134	
Toluene	28.0	22.3	80	24	40	20-141	
Naphthalene	28.0	4.01 J	14	37	40	10-120	*
Xylenes, Total	56.0	31.9	57	27	40	10-134	

Column to be used to flag recovery and RPD values

FORM III 8260B

FORM IV
GC/MS VOA METHOD BLANK SUMMARY

Lab Name: Eurofins TestAmerica, Canton Job No.: 240-123986-1

SDG No.:

Lab File ID: 1423271.D Lab Sample ID: MB 240-417294/8

Matrix: Solid Heated Purge:(Y/N) Y

Instrument ID: A3UX14 Date Analyzed: 12/26/2019 17:06

GC Column: DB-624 ID: 0.18(mm)

THIS METHOD BLANK APPLIES TO THE FOLLOWING SAMPLES:

CLIENT SAMPLE ID	LAB SAMPLE ID	LAB FILE ID	DATE ANALYZED
	LCS 240-417294/5	1423268.D	12/26/2019 15:59
	LCS 240-417294/6	1423269.D	12/26/2019 16:21
E-SB-1798-6-8	240-123986-2	1423291.D	12/27/2019 00:30
E-SB-1799-2-4	240-123986-3	1423292.D	12/27/2019 00:52
E-SB-1795-2-3	240-123986-4	1423293.D	12/27/2019 01:14
E-SB-1795-2-3 MS	240-123986-4 MS	1423294.D	12/27/2019 01:37
E-SB-1795-2-3 MSD	240-123986-4 MSD	1423295.D	12/27/2019 01:59

FORM I
GC/MS VOA ORGANICS ANALYSIS DATA SHEET

Lab Name: Eurofins TestAmerica, Canton Job No.: 240-123986-1

SDG No.:

Client Sample ID: Lab Sample ID: MB 240-417294/8

Matrix: Solid Lab File ID: 1423271.D

Analysis Method: 8260B Date Collected:

Sample wt/vol: 5(g) Date Analyzed: 12/26/2019 17:06

Soil Aliquot Vol: Dilution Factor: 1

Soil Extract Vol.: GC Column: DB-624 ID: 0.18(mm)

% Moisture: Level: (low/med) Low

Analysis Batch No.: 417294 Units: ug/Kg

CAS NO.	COMPOUND NAME	RESULT	Q	RL	MDL
630-20-6	1,1,1,2-Tetrachloroethane	3.0	U	5.0	3.0
563-58-6	1,1-Dichloropropene	0.99	U	5.0	0.99
75-34-3	1,1-Dichloroethane	0.69	U	5.0	0.69
87-61-6	1,2,3-Trichlorobenzene	0.57	U	5.0	0.57
96-18-4	1,2,3-Trichloropropane	1.6	U	5.0	1.6
107-06-2	1,2-Dichloroethane	0.77	U	5.0	0.77
75-35-4	1,1-Dichloroethene	0.90	U	5.0	0.90
526-73-8	1,2,3-Trimethylbenzene	1.8	U	5.0	1.8
78-87-5	1,2-Dichloropropane	0.85	U	5.0	0.85
95-63-6	1,2,4-Trimethylbenzene	1.0	U	5.0	1.0
591-78-6	2-Hexanone	4.1	U	20	4.1
79-34-5	1,1,2,2-Tetrachloroethane	1.4	U	5.0	1.4
67-64-1	Acetone	21	U	25	21
71-43-2	Benzene	0.70	U	5.0	0.70
75-25-2	Bromoform	2.4	U	5.0	2.4
74-83-9	Bromomethane	0.99	U	5.0	0.99
75-15-0	Carbon disulfide	1.2	U	5.0	1.2
56-23-5	Carbon tetrachloride	3.3	U	5.0	3.3
71-55-6	1,1,1-Trichloroethane	0.82	U	5.0	0.82
108-90-7	Chlorobenzene	0.92	U	5.0	0.92
142-28-9	1,3-Dichloropropane	0.99	U	5.0	0.99
75-00-3	Chloroethane	1.2	U	5.0	1.2
96-12-8	1,2-Dibromo-3-Chloropropane	3.6	U	10	3.6
67-66-3	Chloroform	0.79	U	5.0	0.79
74-87-3	Chloromethane	1.0	U	5.0	1.0
156-59-2	cis-1,2-Dichloroethene	0.65	U	5.0	0.65
10061-01-5	cis-1,3-Dichloropropene	1.4	U	5.0	1.4
75-27-4	Bromodichloromethane	0.68	U	5.0	0.68
76-13-1	1,1,2-Trichlorotrifluoroethane	1.3	U	5.0	1.3
75-71-8	Dichlorodifluoromethane	0.94	U	5.0	0.94
120-82-1	1,2,4-Trichlorobenzene	0.57	U	5.0	0.57
100-41-4	Ethylbenzene	1.0	U	5.0	1.0
106-93-4	1,2-Dibromoethane	0.77	U	5.0	0.77
594-20-7	2,2-Dichloropropane	1.2	U	5.0	1.2
95-50-1	1,2-Dichlorobenzene	1.1	U	5.0	1.1
541-73-1	1,3-Dichlorobenzene	0.82	U	5.0	0.82

FORM I
GC/MS VOA ORGANICS ANALYSIS DATA SHEET

Lab Name: Eurofins TestAmerica, Canton Job No.: 240-123986-1

SDG No.:

Client Sample ID: Lab Sample ID: MB 240-417294/8

Matrix: Solid Lab File ID: 1423271.D

Analysis Method: 8260B Date Collected:

Sample wt/vol: 5(g) Date Analyzed: 12/26/2019 17:06

Soil Aliquot Vol: Dilution Factor: 1

Soil Extract Vol.: GC Column: DB-624 ID: 0.18(mm)

% Moisture: Level: (low/med) Low

Analysis Batch No.: 417294 Units: ug/Kg

CAS NO.	COMPOUND NAME	RESULT	Q	RL	MDL
106-46-7	1,4-Dichlorobenzene	0.88	U	5.0	0.88
110-75-8	2-Chloroethyl vinyl ether	8.9	U	50	8.9
98-82-8	Isopropylbenzene	0.83	U	5.0	0.83
95-49-8	2-Chlorotoluene	0.95	U	5.0	0.95
78-93-3	2-Butanone (MEK)	3.6	U	20	3.6
108-10-1	4-Methyl-2-pentanone (MIBK)	3.7	U	20	3.7
108-86-1	Bromobenzene	1.2	U	5.0	1.2
1634-04-4	Methyl tert-butyl ether	0.82	U	5.0	0.82
74-97-5	Bromochloromethane	0.59	U	5.0	0.59
75-09-2	Methylene Chloride	12	U	25	12
106-43-4	4-Chlorotoluene	0.86	U	5.0	0.86
100-42-5	Styrene	1.2	U	5.0	1.2
99-87-6	4-Isopropyltoluene	2.9	U	5.0	2.9
127-18-4	Tetrachloroethene	0.73	U	5.0	0.73
87-68-3	Hexachlorobutadiene	3.7	U	5.0	3.7
108-88-3	Toluene	0.77	U	5.0	0.77
74-95-3	Dibromomethane	0.67	U	5.0	0.67
108-20-3	Diisopropyl ether	0.76	U	10	0.76
156-60-5	trans-1,2-Dichloroethene	0.47	U	5.0	0.47
91-20-3	Naphthalene	2.7	U	5.0	2.7
10061-02-6	trans-1,3-Dichloropropene	1.0	U	5.0	1.0
104-51-8	n-Butylbenzene	3.5	U	5.0	3.5
79-01-6	Trichloroethene	0.63	U	5.0	0.63
103-65-1	N-Propylbenzene	0.73	U	5.0	0.73
75-69-4	Trichlorofluoromethane	1.1	U	5.0	1.1
135-98-8	sec-Butylbenzene	0.86	U	5.0	0.86
994-05-8	Tert-amyl methyl ether	2.2	U	5.0	2.2
637-92-3	Ethyl tert-butyl ether	2.3	U	5.0	2.3
75-01-4	Vinyl chloride	0.84	U	5.0	0.84
98-06-6	tert-Butylbenzene	0.91	U	5.0	0.91
108-05-4	Vinyl acetate	2.1	U	10	2.1
1330-20-7	Xylenes, Total	1.6	U	10	1.6
124-48-1	Chlorodibromomethane	2.8	U	5.0	2.8
75-65-0	tert-Butyl alcohol	17	U	200	17

FORM I
GC/MS VOA ORGANICS ANALYSIS DATA SHEET

Lab Name: Eurofins TestAmerica, Canton Job No.: 240-123986-1

SDG No.:

Client Sample ID: Lab Sample ID: MB 240-417294/8

Matrix: Solid Lab File ID: 1423271.D

Analysis Method: 8260B Date Collected:

Sample wt/vol: 5(g) Date Analyzed: 12/26/2019 17:06

Soil Aliquot Vol: Dilution Factor: 1

Soil Extract Vol.: GC Column: DB-624 ID: 0.18(mm)

% Moisture: Level: (low/med) Low

Analysis Batch No.: 417294 Units: ug/Kg

CAS NO.	SURROGATE	%REC	Q	LIMITS
17060-07-0	1,2-Dichloroethane-d4 (Surr)	69		59-120
460-00-4	4-Bromofluorobenzene (Surr)	81		51-127
2037-26-5	Toluene-d8 (Surr)	80		64-124
1868-53-7	Dibromofluoromethane (Surr)	78		56-122

FORM IV
GC/MS VOA METHOD BLANK SUMMARY

Lab Name: Eurofins TestAmerica, Canton Job No.: 240-123986-1

SDG No.:

Lab File ID: UX88059.D Lab Sample ID: MB 240-417546/7

Matrix: Solid Heated Purge:(Y/N) Y

Instrument ID: A3UX8 Date Analyzed: 12/28/2019 07:52

GC Column: DB-624 ID: 0.18(mm)

THIS METHOD BLANK APPLIES TO THE FOLLOWING SAMPLES:

CLIENT SAMPLE ID	LAB SAMPLE ID	LAB FILE ID	DATE ANALYZED
	LCS 240-417546/6	UX88058.D	12/28/2019 07:30
E-SB-1793-12-14	240-123986-5	UX88065.D	12/28/2019 10:08
E-SB-1794-12-14	240-123986-6	UX88066.D	12/28/2019 10:30
E-SB-1797-8-10	240-123986-7	UX88067.D	12/28/2019 10:52
	240-124077-C-5-B MS	UX88072.D	12/28/2019 12:43
	240-124077-C-5-C MSD	UX88073.D	12/28/2019 13:05

FORM I
GC/MS VOA ORGANICS ANALYSIS DATA SHEET

Lab Name: Eurofins TestAmerica, Canton Job No.: 240-123986-1

SDG No.:

Client Sample ID: Lab Sample ID: MB 240-417546/7

Matrix: Solid Lab File ID: UX88059.D

Analysis Method: 8260B Date Collected:

Sample wt/vol: 5(g) Date Analyzed: 12/28/2019 07:52

Soil Aliquot Vol: Dilution Factor: 1

Soil Extract Vol.: GC Column: DB-624 ID: 0.18(mm)

% Moisture: Level: (low/med) Low

Analysis Batch No.: 417546 Units: ug/Kg

CAS NO.	COMPOUND NAME	RESULT	Q	RL	MDL
630-20-6	1,1,1,2-Tetrachloroethane	3.0	U	5.0	3.0
563-58-6	1,1-Dichloropropene	0.99	U	5.0	0.99
75-34-3	1,1-Dichloroethane	0.69	U	5.0	0.69
87-61-6	1,2,3-Trichlorobenzene	0.57	U	5.0	0.57
96-18-4	1,2,3-Trichloropropane	1.6	U	5.0	1.6
107-06-2	1,2-Dichloroethane	0.77	U	5.0	0.77
75-35-4	1,1-Dichloroethene	0.90	U	5.0	0.90
526-73-8	1,2,3-Trimethylbenzene	1.8	U	5.0	1.8
78-87-5	1,2-Dichloropropane	0.85	U	5.0	0.85
95-63-6	1,2,4-Trimethylbenzene	1.0	U	5.0	1.0
591-78-6	2-Hexanone	4.1	U	20	4.1
79-34-5	1,1,2,2-Tetrachloroethane	1.4	U	5.0	1.4
67-64-1	Acetone	21	U	25	21
71-43-2	Benzene	0.70	U	5.0	0.70
75-25-2	Bromoform	2.4	U	5.0	2.4
74-83-9	Bromomethane	0.99	U	5.0	0.99
75-15-0	Carbon disulfide	1.2	U	5.0	1.2
56-23-5	Carbon tetrachloride	3.3	U	5.0	3.3
71-55-6	1,1,1-Trichloroethane	0.82	U	5.0	0.82
108-90-7	Chlorobenzene	0.92	U	5.0	0.92
142-28-9	1,3-Dichloropropane	0.99	U	5.0	0.99
75-00-3	Chloroethane	1.2	U	5.0	1.2
96-12-8	1,2-Dibromo-3-Chloropropane	3.6	U	10	3.6
67-66-3	Chloroform	0.79	U	5.0	0.79
74-87-3	Chloromethane	1.0	U	5.0	1.0
156-59-2	cis-1,2-Dichloroethene	0.65	U	5.0	0.65
10061-01-5	cis-1,3-Dichloropropene	1.4	U	5.0	1.4
75-27-4	Bromodichloromethane	0.68	U	5.0	0.68
76-13-1	1,1,2-Trichlorotrifluoroethane	1.3	U	5.0	1.3
75-71-8	Dichlorodifluoromethane	0.94	U	5.0	0.94
120-82-1	1,2,4-Trichlorobenzene	0.621	J	5.0	0.57
100-41-4	Ethylbenzene	1.0	U	5.0	1.0
106-93-4	1,2-Dibromoethane	0.77	U	5.0	0.77
594-20-7	2,2-Dichloropropane	1.2	U	5.0	1.2
95-50-1	1,2-Dichlorobenzene	1.1	U	5.0	1.1
541-73-1	1,3-Dichlorobenzene	0.82	U	5.0	0.82

FORM I
GC/MS VOA ORGANICS ANALYSIS DATA SHEET

Lab Name: Eurofins TestAmerica, Canton Job No.: 240-123986-1

SDG No.:

Client Sample ID: Lab Sample ID: MB 240-417546/7

Matrix: Solid Lab File ID: UX88059.D

Analysis Method: 8260B Date Collected:

Sample wt/vol: 5(g) Date Analyzed: 12/28/2019 07:52

Soil Aliquot Vol: Dilution Factor: 1

Soil Extract Vol.: GC Column: DB-624 ID: 0.18(mm)

% Moisture: Level: (low/med) Low

Analysis Batch No.: 417546 Units: ug/Kg

CAS NO.	COMPOUND NAME	RESULT	Q	RL	MDL
106-46-7	1,4-Dichlorobenzene	0.88	U	5.0	0.88
110-75-8	2-Chloroethyl vinyl ether	8.9	U	50	8.9
98-82-8	Isopropylbenzene	0.83	U	5.0	0.83
95-49-8	2-Chlorotoluene	0.95	U	5.0	0.95
78-93-3	2-Butanone (MEK)	3.6	U	20	3.6
108-10-1	4-Methyl-2-pentanone (MIBK)	3.7	U	20	3.7
108-86-1	Bromobenzene	1.2	U	5.0	1.2
1634-04-4	Methyl tert-butyl ether	0.82	U	5.0	0.82
74-97-5	Bromochloromethane	0.59	U	5.0	0.59
75-09-2	Methylene Chloride	12	U	25	12
106-43-4	4-Chlorotoluene	0.86	U	5.0	0.86
100-42-5	Styrene	1.2	U	5.0	1.2
99-87-6	4-Isopropyltoluene	2.9	U	5.0	2.9
127-18-4	Tetrachloroethene	0.73	U	5.0	0.73
87-68-3	Hexachlorobutadiene	3.7	U	5.0	3.7
108-88-3	Toluene	0.77	U	5.0	0.77
74-95-3	Dibromomethane	0.67	U	5.0	0.67
108-20-3	Diisopropyl ether	0.76	U	10	0.76
156-60-5	trans-1,2-Dichloroethene	0.47	U	5.0	0.47
91-20-3	Naphthalene	2.7	U	5.0	2.7
10061-02-6	trans-1,3-Dichloropropene	1.0	U	5.0	1.0
104-51-8	n-Butylbenzene	3.5	U	5.0	3.5
79-01-6	Trichloroethene	0.63	U	5.0	0.63
103-65-1	N-Propylbenzene	0.73	U	5.0	0.73
75-69-4	Trichlorofluoromethane	1.1	U	5.0	1.1
135-98-8	sec-Butylbenzene	0.86	U	5.0	0.86
994-05-8	Tert-amyl methyl ether	2.2	U	5.0	2.2
637-92-3	Ethyl tert-butyl ether	2.3	U	5.0	2.3
75-01-4	Vinyl chloride	0.84	U	5.0	0.84
98-06-6	tert-Butylbenzene	0.91	U	5.0	0.91
108-05-4	Vinyl acetate	2.1	U	10	2.1
1330-20-7	Xylenes, Total	1.6	U	10	1.6
124-48-1	Chlorodibromomethane	2.8	U	5.0	2.8
75-65-0	tert-Butyl alcohol	17	U	200	17

FORM I
GC/MS VOA ORGANICS ANALYSIS DATA SHEET

Lab Name: Eurofins TestAmerica, Canton Job No.: 240-123986-1

SDG No.:

Client Sample ID: Lab Sample ID: MB 240-417546/7

Matrix: Solid Lab File ID: UX88059.D

Analysis Method: 8260B Date Collected:

Sample wt/vol: 5(g) Date Analyzed: 12/28/2019 07:52

Soil Aliquot Vol: Dilution Factor: 1

Soil Extract Vol.: GC Column: DB-624 ID: 0.18(mm)

% Moisture: Level: (low/med) Low

Analysis Batch No.: 417546 Units: ug/Kg

CAS NO.	SURROGATE	%REC	Q	LIMITS
17060-07-0	1,2-Dichloroethane-d4 (Surr)	84		59-120
460-00-4	4-Bromofluorobenzene (Surr)	100		51-127
2037-26-5	Toluene-d8 (Surr)	89		64-124
1868-53-7	Dibromofluoromethane (Surr)	78		56-122

FORM IV
GC/MS VOA METHOD BLANK SUMMARY

Lab Name: Eurofins TestAmerica, Canton Job No.: 240-123986-1

SDG No.:

Lab File ID: 181736.D Lab Sample ID: MB 240-417275/6

Matrix: Water Heated Purge:(Y/N) Y

Instrument ID: A3UX18 Date Analyzed: 12/26/2019 13:53

GC Column: DB-624 ID: 0.18(mm)

THIS METHOD BLANK APPLIES TO THE FOLLOWING SAMPLES:

CLIENT SAMPLE ID	LAB SAMPLE ID	LAB FILE ID	DATE ANALYZED
	LCS 240-417275/5	181735.D	12/26/2019 13:27
	LCS 240-417275/7	181737.D	12/26/2019 14:19
	240-123869-C-5 MS	181747.D	12/26/2019 18:38
	240-123869-C-5 MSD	181748.D	12/26/2019 19:04
TB-121619	240-123986-1	181757.D	12/26/2019 22:57

FORM I
GC/MS VOA ORGANICS ANALYSIS DATA SHEET

Lab Name: Eurofins TestAmerica, Canton Job No.: 240-123986-1

SDG No.:

Client Sample ID: Lab Sample ID: MB 240-417275/6

Matrix: Water Lab File ID: 181736.D

Analysis Method: 8260B Date Collected:

Sample wt/vol: 5(mL) Date Analyzed: 12/26/2019 13:53

Soil Aliquot Vol: Dilution Factor: 1

Soil Extract Vol.: GC Column: DB-624 ID: 0.18(mm)

% Moisture: Level: (low/med) Low

Analysis Batch No.: 417275 Units: ug/L

CAS NO.	COMPOUND NAME	RESULT	Q	RL	MDL
630-20-6	1,1,1,2-Tetrachloroethane	0.14	U	1.0	0.14
563-58-6	1,1-Dichloropropene	0.14	U	1.0	0.14
75-34-3	1,1-Dichloroethane	0.17	U	1.0	0.17
87-61-6	1,2,3-Trichlorobenzene	0.54	U	1.0	0.54
96-18-4	1,2,3-Trichloropropane	0.24	U	1.0	0.24
107-06-2	1,2-Dichloroethane	0.21	U	1.0	0.21
75-35-4	1,1-Dichloroethene	0.19	U	1.0	0.19
526-73-8	1,2,3-Trimethylbenzene	0.14	U	5.0	0.14
78-87-5	1,2-Dichloropropane	0.15	U	1.0	0.15
95-63-6	1,2,4-Trimethylbenzene	0.070	U	1.0	0.070
591-78-6	2-Hexanone	0.54	U	10	0.54
79-34-5	1,1,2,2-Tetrachloroethane	0.13	U	1.0	0.13
67-64-1	Acetone	5.4	U	10	5.4
71-43-2	Benzene	0.13	U	1.0	0.13
75-25-2	Bromoform	0.76	U	1.0	0.76
74-83-9	Bromomethane	0.42	U	1.0	0.42
75-15-0	Carbon disulfide	0.28	U	1.0	0.28
56-23-5	Carbon tetrachloride	0.26	U	1.0	0.26
71-55-6	1,1,1-Trichloroethane	0.24	U	1.0	0.24
108-90-7	Chlorobenzene	0.14	U	1.0	0.14
142-28-9	1,3-Dichloropropane	0.21	U	1.0	0.21
75-00-3	Chloroethane	0.83	U	1.0	0.83
96-12-8	1,2-Dibromo-3-Chloropropane	0.91	U	2.0	0.91
67-66-3	Chloroform	0.13	U	1.0	0.13
74-87-3	Chloromethane	0.20	U	1.0	0.20
156-59-2	cis-1,2-Dichloroethene	0.16	U	1.0	0.16
10061-01-5	cis-1,3-Dichloropropene	0.61	U	1.0	0.61
75-27-4	Bromodichloromethane	0.17	U	1.0	0.17
76-13-1	1,1,2-Trichlorotrifluoroethane	0.41	U	1.0	0.41
75-71-8	Dichlorodifluoromethane	0.35	U	1.0	0.35
120-82-1	1,2,4-Trichlorobenzene	0.406	J	1.0	0.26
100-41-4	Ethylbenzene	0.11	U	1.0	0.11
106-93-4	1,2-Dibromoethane	0.12	U	1.0	0.12
594-20-7	2,2-Dichloropropane	0.31	U	1.0	0.31
95-50-1	1,2-Dichlorobenzene	0.15	U	1.0	0.15
541-73-1	1,3-Dichlorobenzene	0.15	U	1.0	0.15

FORM I
GC/MS VOA ORGANICS ANALYSIS DATA SHEET

Lab Name: Eurofins TestAmerica, Canton Job No.: 240-123986-1

SDG No.:

Client Sample ID: Lab Sample ID: MB 240-417275/6

Matrix: Water Lab File ID: 181736.D

Analysis Method: 8260B Date Collected:

Sample wt/vol: 5(mL) Date Analyzed: 12/26/2019 13:53

Soil Aliquot Vol: Dilution Factor: 1

Soil Extract Vol.: GC Column: DB-624 ID: 0.18(mm)

% Moisture: Level: (low/med) Low

Analysis Batch No.: 417275 Units: ug/L

CAS NO.	COMPOUND NAME	RESULT	Q	RL	MDL
106-46-7	1,4-Dichlorobenzene	0.177	J	1.0	0.16
110-75-8	2-Chloroethyl vinyl ether	0.26	U	10	0.26
98-82-8	Isopropylbenzene	0.090	U	1.0	0.090
95-49-8	2-Chlorotoluene	0.15	U	1.0	0.15
78-93-3	2-Butanone (MEK)	1.2	U	10	1.2
108-10-1	4-Methyl-2-pentanone (MIBK)	0.42	U	10	0.42
108-86-1	Bromobenzene	0.12	U	1.0	0.12
1634-04-4	Methyl tert-butyl ether	0.070	U	1.0	0.070
74-97-5	Bromochloromethane	0.14	U	1.0	0.14
75-09-2	Methylene Chloride	2.6	U	5.0	2.6
106-43-4	4-Chlorotoluene	0.090	U	1.0	0.090
100-42-5	Styrene	0.135	J	1.0	0.10
99-87-6	4-Isopropyltoluene	0.13	U	1.0	0.13
127-18-4	Tetrachloroethene	0.15	U	1.0	0.15
87-68-3	Hexachlorobutadiene	0.83	U	1.0	0.83
108-88-3	Toluene	0.14	U	1.0	0.14
74-95-3	Dibromomethane	0.090	U	1.0	0.090
108-20-3	Diisopropyl ether	0.17	U	10	0.17
156-60-5	trans-1,2-Dichloroethene	0.19	U	1.0	0.19
91-20-3	Naphthalene	0.499	J	1.0	0.32
10061-02-6	trans-1,3-Dichloropropene	0.67	U	1.0	0.67
104-51-8	n-Butylbenzene	0.14	U	1.0	0.14
79-01-6	Trichloroethene	0.10	U	1.0	0.10
103-65-1	N-Propylbenzene	0.15	U	1.0	0.15
75-69-4	Trichlorofluoromethane	0.45	U	1.0	0.45
135-98-8	sec-Butylbenzene	0.13	U	1.0	0.13
994-05-8	Tert-amyl methyl ether	0.11	U	5.0	0.11
637-92-3	Ethyl tert-butyl ether	0.15	U	5.0	0.15
75-01-4	Vinyl chloride	0.20	U	1.0	0.20
98-06-6	tert-Butylbenzene	0.14	U	1.0	0.14
108-05-4	Vinyl acetate	0.19	U	2.0	0.19
1330-20-7	Xylenes, Total	0.15	U	2.0	0.15
124-48-1	Chlorodibromomethane	0.39	U	1.0	0.39
75-65-0	tert-Butyl alcohol	1.7	U	40	1.7

FORM I
GC/MS VOA ORGANICS ANALYSIS DATA SHEET

Lab Name: Eurofins TestAmerica, Canton Job No.: 240-123986-1

SDG No.:

Client Sample ID: Lab Sample ID: MB 240-417275/6

Matrix: Water Lab File ID: 181736.D

Analysis Method: 8260B Date Collected:

Sample wt/vol: 5(mL) Date Analyzed: 12/26/2019 13:53

Soil Aliquot Vol: Dilution Factor: 1

Soil Extract Vol.: GC Column: DB-624 ID: 0.18(mm)

% Moisture: Level: (low/med) Low

Analysis Batch No.: 417275 Units: ug/L

CAS NO.	SURROGATE	%REC	Q	LIMITS
17060-07-0	1,2-Dichloroethane-d4 (Surr)	91		75-130
460-00-4	4-Bromofluorobenzene (Surr)	89		47-134
2037-26-5	Toluene-d8 (Surr)	105		69-122
1868-53-7	Dibromofluoromethane (Surr)	93		78-129

FORM V
GC/MS VOA INSTRUMENT PERFORMANCE CHECK
BROMOFLUOROBENZENE (BFB)

Lab Name: Eurofins TestAmerica, Canton Job No.: 240-123986-1

SDG No.:

Lab File ID: BFB14064.D BFB Injection Date: 11/02/2019

Instrument ID: A3UX14 BFB Injection Time: 12:39

Analysis Batch No.: 408884

M/E	ION ABUNDANCE CRITERIA	% RELATIVE ABUNDANCE	
50	15.0 - 40.0 % of mass 95	23.8	
75	30.0 - 60.0 % of mass 95	43.5	
95	Base Peak, 100% relative abundance	100.0	
96	5.0 - 9.0 % of mass 95	6.8	
173	Less than 2.0 % of mass 174	0.5	(0.6) 1
174	50.0 - 120.00 % of mass 95	77.8	
175	5.0 - 9.0 % of mass 174	5.8	(7.4) 1
176	95.0 - 101.0 % of mass 174	74.9	(96.3) 1
177	5.0 - 9.0 % of mass 176	5.0	(6.7) 2

1-Value is % mass 174 2-Value is % mass 176

THIS CHECK APPLIES TO THE FOLLOWING SAMPLES, MS, MSD, BLANKS AND STANDARDS:

CLIENT SAMPLE ID	LAB SAMPLE ID	LAB FILE ID	DATE ANALYZED	TIME ANALYZED
	IC 240-408884/3	1422503.D	11/02/2019	13:21
	IC 240-408884/4	1422504.D	11/02/2019	13:43
	IC 240-408884/5	1422505.D	11/02/2019	14:06
	ICIS 240-408884/6	1422506.D	11/02/2019	14:28
	IC 240-408884/7	1422507.D	11/02/2019	14:50
	IC 240-408884/8	1422508.D	11/02/2019	15:12
	IC 240-408884/9	1422509.D	11/02/2019	15:34
	IC 240-408884/10	1422510.D	11/02/2019	15:57
	IC 240-408884/11	1422511.D	11/02/2019	16:19
	ICV 240-408884/13	1422513.D	11/02/2019	17:03

FORM VI
GC/MS VOA BY INTERNAL STANDARD - INITIAL CALIBRATION DATA
CURVE EVALUATION

Lab Name: Eurofins TestAmerica, Canton Job No.: 240-123986-1 Analy Batch No.: 408884

SDG No.:

Instrument ID: A3UX14 GC Column: DB-624 ID: 0.18(mm) Heated Purge: (Y/N) Y

Calibration Start Date: 11/02/2019 13:21 Calibration End Date: 11/02/2019 16:19 Calibration ID: 54114

Calibration Files:

LEVEL:	LAB SAMPLE ID:	LAB FILE ID:
Level 1	IC 240-408884/11	1422511.D
Level 2	IC 240-408884/10	1422510.D
Level 3	IC 240-408884/9	1422509.D
Level 4	IC 240-408884/8	1422508.D
Level 5	IC 240-408884/7	1422507.D
Level 6	ICIS 240-408884/6	1422506.D
Level 7	IC 240-408884/5	1422505.D
Level 8	IC 240-408884/4	1422504.D
Level 9	IC 240-408884/3	1422503.D

ANALYTE	RRF					CURVE TYPE	COEFFICIENT			#	MIN RRF	%RSD	#	MAX %RSD	R^2 OR COD	#	MIN R^2 OR COD
	LVL 1 LVL 6	LVL 2 LVL 7	LVL 3 LVL 8	LVL 4 LVL 9	LVL 5		B	M1	M2								
Dichlorodifluoromethane	+++++ 0.1704	+++++ 0.1875	0.1410 0.1690	0.1604 0.1759	0.1628	Ave		0.1667				8.7		15.0			
Chloromethane	0.4317 0.3875	0.4005 0.4129	0.3697 0.3595	0.3793 0.3694	0.4104	Ave		0.3912			0.1000	6.2		15.0			
Vinyl chloride	0.3112 0.3401	0.3254 0.3592	0.3245 0.3116	0.3292 0.3269	0.3539	Ave		0.3313				5.1		15.0			
Butadiene	0.3429 0.3643	0.3587 0.3865	0.3491 0.3401	0.3663 0.3595	0.3847	Ave		0.3614				4.6		15.0			
Bromomethane	+++++ 0.1485	0.1919 +++++	0.2054 +++++	0.2063 +++++	0.2102	Ave		0.1925				13.3		15.0			
Chloroethane	0.2174 0.1611	0.2070 +++++	0.1946 +++++	0.1952 +++++	0.2018	Ave		0.1962				9.8		15.0			
Dichlorofluoromethane	0.3977 0.3955	0.4088 0.3591	0.3810 +++++	0.3812 +++++	0.4254	Ave		0.3927				5.5		15.0			
Trichlorofluoromethane	0.3250 0.3623	0.3031 0.3477	0.3155 +++++	0.3366 +++++	0.3720	Ave		0.3375				7.4		15.0			
Ethyl ether	0.4105 0.3702	0.3745 0.3809	0.3769 0.3133	0.3707 0.3053	0.3939	Ave		0.3662				9.5		15.0			
Acrolein	0.1038 0.0824	0.0881 0.0869	0.0879 0.0702	0.0847 0.0702	0.0866	Ave		0.0845				12.0		15.0			
1,1-Dichloroethene	0.2314 0.2801	0.2613 0.2834	0.2782 0.2663	0.2763 0.2718	0.2844	Ave		0.2704				6.1		15.0			
1,1,2-Trichlorotrifluoroethane	+++++ 0.1730	+++++ 0.1886	0.1729 0.1736	0.1669 0.1798	0.1775	Ave		0.1760				3.9		15.0			
Acetone	+++++ 0.1346	+++++ 0.1385	0.2144 0.1231	0.1610 0.1238	0.1514	Lin1	0.9265	0.1238							0.9980		0.9900

Note: The M1 coefficient is the same as Ave RRF for an Ave curve type.

FORM VI
GC/MS VOA BY INTERNAL STANDARD - INITIAL CALIBRATION DATA
CURVE EVALUATION

Lab Name: Eurofins TestAmerica, Canton Job No.: 240-123986-1 Analy Batch No.: 408884

SDG No.:

Instrument ID: A3UX14 GC Column: DB-624 ID: 0.18(mm) Heated Purge: (Y/N) Y

Calibration Start Date: 11/02/2019 13:21 Calibration End Date: 11/02/2019 16:19 Calibration ID: 54114

ANALYTE	RRF					CURVE TYPE	COEFFICIENT			#	MIN RRF	%RSD	#	MAX %RSD	R^2 OR COD	#	MIN R^2 OR COD
	LVL 1 LVL 6	LVL 2 LVL 7	LVL 3 LVL 8	LVL 4 LVL 9	LVL 5		B	M1	M2								
Iodomethane	0.5004 0.4512	0.4667 0.4034	0.4994 0.4527	0.3267 0.4873	0.4671	Ave		0.4505				12.2		15.0			
Carbon disulfide	0.7947 0.6472	0.5939 0.6719	0.7948 0.6579	0.6088 0.7962	0.6414	Ave		0.6896				12.0		15.0			
3-Chloro-1-propene	0.1329 0.1544	0.1305 0.1666	0.1383 0.1634	0.1442 0.1661	0.1532	Ave		0.1499				9.4		15.0			
Methyl acetate	0.3564 0.3015	0.3221 0.3330	0.3155 0.3015	0.2929 0.3071	0.3113	Ave		0.3157				6.1		15.0			
Methylene Chloride	0.2958 0.2424	0.2776 0.2453	0.2514 0.2384	0.2412 0.2541	0.2561	Ave		0.2558				7.4		15.0			
tert-Butyl alcohol	0.0367 0.0257	0.0280 0.0389	0.0367 0.0350	0.0303 0.0347	0.0303	Ave		0.0329				13.7		15.0			
Acrylonitrile	0.1522 0.1364	0.1356 0.1542	0.1402 0.1445	0.1329 0.1503	0.1405	Ave		0.1430				5.4		15.0			
trans-1,2-Dichloroethene	0.2228 0.2513	0.2237 0.2771	0.2368 0.3026	0.2404 0.3249	0.2499	Ave		0.2588				13.7		15.0			
Methyl tert-butyl ether	0.6755 0.6473	0.6403 0.6916	0.6357 0.6639	0.6227 0.7012	0.6669	Ave		0.6606				4.0		15.0			
Hexane	+++++ 0.0681	+++++ 0.0728	0.0654 0.0753	0.0668 0.0791	0.0662	Ave		0.0705				7.5		15.0			
1,1-Dichloroethane	0.4469 0.4837	0.4566 0.5104	0.4791 0.5004	0.4607 0.5194	0.4961	Ave		0.4837			0.1000	5.2		15.0			
Vinyl acetate	0.0499 0.0606	0.0455 0.0643	0.0534 0.0613	0.0553 0.0609	0.0613	Ave		0.0569				11.0		15.0			
2,2-Dichloropropane	0.0355 0.0549	0.0480 0.0564	0.0542 0.0549	0.0511 0.0572	0.0561	Ave		0.0520				13.2		15.0			
cis-1,2-Dichloroethene	0.2766 0.2795	0.2677 0.2988	0.2768 0.2963	0.2724 0.3123	0.2895	Ave		0.2855				5.1		15.0			
2-Butanone (MEK)	+++++ 0.1833	0.2141 0.2007	0.2053 0.1765	0.1850 0.1827	0.1947	Ave		0.1928				6.8		15.0			
Bromochloromethane	0.1301 0.1391	0.1329 0.1495	0.1385 0.1441	0.1345 0.1517	0.1459	Ave		0.1407				5.4		15.0			
Tetrahydrofuran	+++++ 0.1287	0.1316 0.1416	0.1467 0.1251	0.1371 0.1296	0.1323	Ave		0.1341				5.4		15.0			
Chloroform	0.3788 0.3801	0.3654 0.4096	0.3747 0.4001	0.3687 0.4160	0.3946	Ave		0.3876				4.7		15.0			
1,1,1-Trichloroethane	0.2027 0.2728	0.2335 0.2908	0.2627 0.2884	0.2567 0.2949	0.2724	Ave		0.2639				11.3		15.0			
Cyclohexane	+++++ 0.4929	0.3947 0.5093	0.4809 0.5042	0.4743 0.5232	0.4956	Ave		0.4844				8.1		15.0			

Note: The M1 coefficient is the same as Ave RRF for an Ave curve type.

FORM VI
GC/MS VOA BY INTERNAL STANDARD - INITIAL CALIBRATION DATA
CURVE EVALUATION

Lab Name: Eurofins TestAmerica, Canton Job No.: 240-123986-1 Analy Batch No.: 408884

SDG No.:

Instrument ID: A3UX14 GC Column: DB-624 ID: 0.18(mm) Heated Purge: (Y/N) Y

Calibration Start Date: 11/02/2019 13:21 Calibration End Date: 11/02/2019 16:19 Calibration ID: 54114

ANALYTE	RRF					CURVE TYPE	COEFFICIENT			#	MIN RRF	%RSD	#	MAX %RSD	R^2 OR COD	#	MIN R^2 OR COD
	LVL 1 LVL 6	LVL 2 LVL 7	LVL 3 LVL 8	LVL 4 LVL 9	LVL 5		B	M1	M2								
Carbon tetrachloride	+++++ 0.2287	+++++ 0.2472	0.2013 0.2549	0.2042 0.2472	0.2219	Ave		0.2293				9.4		15.0			
1,1-Dichloropropene	0.2297 0.3177	0.2634 0.3423	0.3101 0.3467	0.2941 0.3641	0.3241	Ave		0.3103				13.7		15.0			
Benzene	1.0064 1.0135	0.9712 1.0838	1.0247 1.0669	0.9815 1.1173	1.0534	Ave		1.0354				4.7		15.0			
1,2-Dichloroethane	0.3295 0.3269	0.3132 0.3486	0.3220 0.3365	0.3085 0.3498	0.3406	Ave		0.3306				4.4		15.0			
Isobutyl alcohol	0.0106 0.0130	0.0119 0.0153	0.0126 0.0135	0.0118 0.0133	0.0137	Ave		0.0129				10.4		15.0			
n-Heptane	+++++ 0.0768	+++++ 0.0817	0.0739 0.0838	0.0702 0.0901	0.0733	Ave		0.0785				8.9		15.0			
Trichloroethene	0.2125 0.2534	0.2089 0.2715	0.2506 0.2714	0.2416 0.2893	0.2600	Ave		0.2510				10.7		15.0			
Methylcyclohexane	+++++ 0.4208	0.3568 0.4418	0.4044 0.4554	0.3974 0.4687	0.4183	Ave		0.4204				8.5		15.0			
1,2-Dichloropropane	0.3079 0.2974	0.2818 0.3209	0.2959 0.3092	0.2844 0.3242	0.3075	Ave		0.3033				4.9		15.0			
Dibromomethane	0.1575 0.1484	0.1384 0.1579	0.1482 0.1515	0.1400 0.1601	0.1540	Ave		0.1507				5.1		15.0			
1,4-Dioxane	0.0023 0.0028	0.0025 0.0031	0.0028 0.0027	0.0026 0.0028	0.0031	Ave		0.0028				9.5		15.0			
Bromodichloromethane	0.2524 0.2797	0.2416 0.3036	0.2542 0.2958	0.2532 0.3024	0.2823	Ave		0.2739				8.8		15.0			
2-Chloroethyl vinyl ether	0.1748 0.1949	0.1721 0.2127	0.1887 0.2026	0.1756 0.2160	0.1968	Ave		0.1927				8.4		15.0			
cis-1,3-Dichloropropene	0.3561 0.4127	0.3465 0.4355	0.3799 0.4246	0.3736 0.4463	0.4202	Ave		0.3995				9.1		15.0			
4-Methyl-2-pentanone (MIBK)	0.5053 0.5063	0.4692 0.5583	0.5060 0.5096	0.4794 0.5279	0.5263	Ave		0.5098				5.2		15.0			
Toluene	1.4501 1.3857	1.3342 1.5246	1.3946 1.5643	1.3107 1.6329	1.4058	Ave		1.4448				7.5		15.0			
trans-1,3-Dichloropropene	0.3974 0.4799	0.3930 0.5224	0.4203 0.5353	0.4206 0.5666	0.4714	Ave		0.4674				13.6		15.0			
Ethyl methacrylate	0.4509 0.4716	0.4032 0.5107	0.4322 0.5016	0.4222 0.5254	0.4713	Ave		0.4655				9.0		15.0			
1,1,2-Trichloroethane	0.2778 0.2853	0.2785 0.3148	0.2864 0.3190	0.2631 0.3408	0.2916	Ave		0.2953				8.3		15.0			
Tetrachloroethene	+++++ 0.2504	+++++ 0.2791	0.2433 0.2945	0.2367 0.3180	0.2532	Ave		0.2679				11.2		15.0			

Note: The M1 coefficient is the same as Ave RRF for an Ave curve type.

FORM VI
GC/MS VOA BY INTERNAL STANDARD - INITIAL CALIBRATION DATA
CURVE EVALUATION

Lab Name: Eurofins TestAmerica, Canton Job No.: 240-123986-1 Analy Batch No.: 408884

SDG No.:

Instrument ID: A3UX14 GC Column: DB-624 ID: 0.18(mm) Heated Purge: (Y/N) Y

Calibration Start Date: 11/02/2019 13:21 Calibration End Date: 11/02/2019 16:19 Calibration ID: 54114

ANALYTE	RRF					CURVE TYPE	COEFFICIENT			#	MIN RRF	%RSD	#	MAX %RSD	R^2 OR COD	#	MIN R^2 OR COD
	LVL 1 LVL 6	LVL 2 LVL 7	LVL 3 LVL 8	LVL 4 LVL 9	LVL 5		B	M1	M2								
1,3-Dichloropropane	0.5105 0.5121	0.4841 0.5598	0.5201 0.5461	0.4904 0.5797	0.5186	Ave		0.5246				6.0		15.0			
2-Hexanone	0.3347 0.3445	0.2996 0.3753	0.3553 0.3385	0.3322 0.3546	0.3666	Ave		0.3446				6.5		15.0			
Chlorodibromomethane	+++++ 0.2778	+++++ 0.3133	0.2335 0.3167	0.2347 0.3251	0.2700	Ave		0.2816				13.6		15.0			
1,2-Dibromoethane	0.2944 0.2925	0.2800 0.3170	0.2892 0.3039	0.2809 0.3183	0.3019	Ave		0.2976				4.7		15.0			
Chlorobenzene	0.9226 0.8846	0.8519 0.9598	0.8739 0.9521	0.8296 0.9955	0.9149	Ave		0.9094			0.3000	6.0		15.0			
1,1,1,2-Tetrachloroethane	0.2376 0.2762	0.2349 0.3015	0.2560 0.3045	0.2483 0.3158	0.2762	Ave		0.2723				11.1		15.0			
Ethylbenzene	0.4288 0.4809	0.4302 0.5159	0.4512 0.5430	0.4409 0.5704	0.4889	Ave		0.4834				10.6		15.0			
m-Xylene & p-Xylene	0.5248 0.5845	0.5244 0.6273	0.5623 0.6479	0.5468 0.6820	0.5905	Ave		0.5878				9.4		15.0			
o-Xylene	0.5182 0.5859	0.5396 0.6546	0.5547 0.6584	0.5314 0.7041	0.5970	Ave		0.5938				11.0		15.0			
Styrene	1.0101 1.0087	0.9859 1.1304	0.9394 1.1177	0.9115 1.1887	1.0251	Ave		1.0353				8.9		15.0			
Bromoform	+++++ 0.1506	+++++ 0.1726	0.1208 0.1708	0.1202 0.1715	0.1461	Lin1	-0.391	0.1721			0.1000				0.9990		0.9900
Isopropylbenzene	1.0429 1.3280	1.1638 1.3996	1.2870 1.3607	1.2438 1.4274	1.3524	Ave		1.2895				9.5		15.0			
Bromobenzene	0.8444 0.7769	0.7702 0.7774	0.7879 0.7180	0.7473 0.7057	0.8012	Ave		0.7699				5.5		15.0			
1,1,2,2-Tetrachloroethane	0.8154 0.8254	0.7771 0.8324	0.8189 0.7395	0.8017 0.7225	0.8688	Ave		0.8002			0.3000	5.8		15.0			
1,2,3-Trichloropropane	0.2722 0.2387	0.2461 0.2404	0.2552 0.1997	0.2438 0.1952	0.2559	Ave		0.2386				10.7		15.0			
trans-1,4-Dichloro-2-butene	0.2526 0.2430	0.2217 0.2576	0.2329 0.2234	0.2177 0.2089	0.2472	Ave		0.2339				7.3		15.0			
N-Propylbenzene	0.7527 0.8670	0.7953 0.9012	0.8624 0.8204	0.8429 0.8125	0.9154	Ave		0.8411				6.2		15.0			
2-Chlorotoluene	0.7267 0.7237	0.7076 0.7327	0.7547 0.6713	0.7101 0.6523	0.7708	Ave		0.7167				5.2		15.0			
1,3,5-Trimethylbenzene	2.0795 2.4919	2.1784 2.5890	2.3475 2.3548	2.3004 2.3171	2.4972	Ave		2.3507				6.8		15.0			
4-Chlorotoluene	0.8405 0.8241	0.7469 0.8648	0.7882 0.8045	0.7639 0.7993	0.8177	Ave		0.8055				4.5		15.0			

Note: The M1 coefficient is the same as Ave RRF for an Ave curve type.

FORM VI
GC/MS VOA BY INTERNAL STANDARD - INITIAL CALIBRATION DATA
CURVE EVALUATION

Lab Name: Eurofins TestAmerica, Canton Job No.: 240-123986-1 Analy Batch No.: 408884

SDG No.:

Instrument ID: A3UX14 GC Column: DB-624 ID: 0.18(mm) Heated Purge: (Y/N) Y

Calibration Start Date: 11/02/2019 13:21 Calibration End Date: 11/02/2019 16:19 Calibration ID: 54114

ANALYTE	RRF					CURVE TYPE	COEFFICIENT			#	MIN RRF	%RSD	#	MAX %RSD	R^2 OR COD	#	MIN R^2 OR COD
	LVL 1 LVL 6	LVL 2 LVL 7	LVL 3 LVL 8	LVL 4 LVL 9	LVL 5		B	M1	M2								
tert-Butylbenzene	1.6217 2.0370	1.8033 2.0246	2.0529 1.8534	1.9418 1.8504	2.0750	Ave		1.9178				7.8		15.0			
1,2,4-Trimethylbenzene	2.2541 2.3281	2.3078 2.3952	2.3836 2.2183	2.2695 2.2187	2.4732	Ave		2.3165				3.8		15.0			
sec-Butylbenzene	2.2644 2.9590	2.5947 2.9903	2.9979 2.6744	2.8363 2.6185	3.0716	Ave		2.7786				9.4		15.0			
1,3-Dichlorobenzene	1.6087 1.3390	1.4403 1.3726	1.4195 1.2870	1.3080 1.3142	1.4457	Ave		1.3928				7.2		15.0			
4-Isopropyltoluene	2.2209 2.5883	2.3420 2.6695	2.6447 2.4597	2.4917 2.4497	2.7089	Ave		2.5084				6.4		15.0			
1,4-Dichlorobenzene	1.6835 1.3960	1.5242 1.4334	1.5094 1.3339	1.3867 1.3636	1.5035	Ave		1.4594				7.4		15.0			
1,2-Dichlorobenzene	1.5418 1.3331	1.3544 1.4618	1.3926 1.3838	1.2904 1.4217	1.4376	Ave		1.4019				5.3		15.0			
n-Butylbenzene	1.8310 2.3050	1.9026 2.4846	2.2613 2.3587	2.1620 2.3448	2.3656	Ave		2.2240				9.9		15.0			
1,2-Dibromo-3-Chloropropane	0.1358 0.1367	0.1346 0.1509	0.1307 0.1338	0.1323 0.1316	0.1401	Ave		0.1363				4.5		15.0			
1,2,4-Trichlorobenzene	1.0600 0.8190	0.8755 0.9108	0.8576 0.8989	0.7862 0.9356	0.8652	Ave		0.8899				8.8		15.0			
Hexachlorobutadiene	0.2792 0.3547	0.3180 0.3994	0.3472 0.3916	0.3248 0.4145	0.3769	Ave		0.3563				12.3		15.0			
Naphthalene	3.1725 2.3266	2.6476 2.5822	2.4623 2.2957	2.2795 2.2847	2.5359	Ave		2.5097				11.4		15.0			
1,2,3-Trichlorobenzene	0.9806 0.8031	0.8439 0.9037	0.7942 0.8627	0.7664 0.9039	0.8459	Ave		0.8561				7.7		15.0			
Dibromofluoromethane (Surr)	+++++ 0.2398	+++++ 0.2485	0.4026 0.2384	0.3065 0.2489	0.2706	Lin1	0.7118	0.2398							0.9990		0.9900
1,2-Dichloroethane-d4 (Surr)	+++++ 0.2703	+++++ 0.2778	0.4943 0.2502	0.3574 0.2605	0.3109	Lin1	1.1591	0.2529							0.9990		0.9900
Toluene-d8 (Surr)	+++++ 1.2683	+++++ 1.3056	2.2355 1.3041	1.6301 1.3590	1.4000	Lin1	3.6311	1.2986							0.9980		0.9900
4-Bromofluorobenzene (Surr)	+++++ 0.9568	+++++ 0.8999	1.7388 0.7958	1.2705 0.7698	1.0649	Qua	3.8100	0.9150	-0.000654						1.0000		0.9900

Note: The M1 coefficient is the same as Ave RRF for an Ave curve type.

FORM VI
GC/MS VOA BY INTERNAL STANDARD - INITIAL CALIBRATION DATA
RESPONSE AND CONCENTRATION

Lab Name: Eurofins TestAmerica, Canton Job No.: 240-123986-1 Analy Batch No.: 408884

SDG No.:

Instrument ID: A3UX14 GC Column: DB-624 ID: 0.18(mm) Heated Purge: (Y/N) Y

Calibration Start Date: 11/02/2019 13:21 Calibration End Date: 11/02/2019 16:19 Calibration ID: 54114

Calibration Files:

LEVEL:	LAB SAMPLE ID:	LAB FILE ID:
Level 1	IC 240-408884/11	1422511.D
Level 2	IC 240-408884/10	1422510.D
Level 3	IC 240-408884/9	1422509.D
Level 4	IC 240-408884/8	1422508.D
Level 5	IC 240-408884/7	1422507.D
Level 6	ICIS 240-408884/6	1422506.D
Level 7	IC 240-408884/5	1422505.D
Level 8	IC 240-408884/4	1422504.D
Level 9	IC 240-408884/3	1422503.D

ANALYTE	IS REF	CURVE TYPE	RESPONSE					CONCENTRATION (UG/L)				
			LVL 1 LVL 6	LVL 2 LVL 7	LVL 3 LVL 8	LVL 4 LVL 9	LVL 5	LVL 1 LVL 6	LVL 2 LVL 7	LVL 3 LVL 8	LVL 4 LVL 9	LVL 5
Dichlorodifluoromethane	FB	Ave	+++++ 296226	+++++ 608192	23366 1283205	54229 1555150	102961	+++++ 50.0	+++++ 100	5.00 200	10.0 250	20.0
Chloromethane	FB	Ave	12883 673542	25458 1339286	61294 2728974	128214 3266037	259562	1.00 50.0	2.00 100	5.00 200	10.0 250	20.0
Vinyl chloride	FB	Ave	9288 591059	20682 1165040	53789 2365340	111273 2890111	223807	1.00 50.0	2.00 100	5.00 200	10.0 250	20.0
Butadiene	FB	Ave	10232 633091	22803 1253541	57878 2582170	123841 3178857	243309	1.00 50.0	2.00 100	5.00 200	10.0 250	20.0
Bromomethane	FB	Ave	+++++ 258125	12200 +++++	34053 +++++	69729 +++++	132933	+++++ 50.0	2.00 +++++	5.00 +++++	10.0 +++++	20.0
Chloroethane	FB	Ave	6488 280014	13158 +++++	32265 +++++	65996 +++++	127632	1.00 50.0	2.00 +++++	5.00 +++++	10.0 +++++	20.0
Dichlorofluoromethane	FB	Ave	11867 687341	25987 1164718	63162 +++++	128856 +++++	269049	1.00 50.0	2.00 100	5.00 +++++	10.0 +++++	20.0
Trichlorofluoromethane	FB	Ave	9699 629636	19267 1127562	52309 +++++	113797 +++++	235254	1.00 50.0	2.00 100	5.00 +++++	10.0 +++++	20.0
Ethyl ether	FB	Ave	12250 643358	23804 1235246	62473 2378450	125306 2699113	249129	1.00 50.0	2.00 100	5.00 200	10.0 250	20.0
Acrolein	FB	Ave	15494 716273	28014 1408739	72876 2663651	143145 3102134	273886	5.00 250	10.0 500	25.0 1000	50.0 1250	100
1,1-Dichloroethene	FB	Ave	6905 486884	16608 919003	46126 2021779	93391 2403171	179866	1.00 50.0	2.00 100	5.00 200	10.0 250	20.0
1,1,2-Trichlorotrifluoroethane	FB	Ave	+++++ 300608	+++++ 611579	28655 1317735	56425 1589805	112276	+++++ 50.0	+++++ 100	5.00 200	10.0 250	20.0
Acetone	FB	Lin1	+++++ 467778	+++++ 898351	71074 1868937	108847 2188526	191524	+++++ 100	+++++ 200	10.0 400	20.0 500	40.0
Iodomethane	FB	Ave	14933 784155	29663 1308376	82790 3437008	110447 4308404	295402	1.00 50.0	2.00 100	5.00 200	10.0 250	20.0

FORM VI
GC/MS VOA BY INTERNAL STANDARD - INITIAL CALIBRATION DATA
RESPONSE AND CONCENTRATION

Lab Name: Eurofins TestAmerica, Canton Job No.: 240-123986-1 Analy Batch No.: 408884

SDG No.:

Instrument ID: A3UX14 GC Column: DB-624 ID: 0.18(mm) Heated Purge: (Y/N) Y

Calibration Start Date: 11/02/2019 13:21 Calibration End Date: 11/02/2019 16:19 Calibration ID: 54114

ANALYTE	IS REF	CURVE TYPE	RESPONSE					CONCENTRATION (UG/L)				
			LVL 1 LVL 6	LVL 2 LVL 7	LVL 3 LVL 8	LVL 4 LVL 9	LVL 5	LVL 1 LVL 6	LVL 2 LVL 7	LVL 3 LVL 8	LVL 4 LVL 9	LVL 5
Carbon disulfide	FB	Ave	23715 1124737	37750 2179164	131763 4994274	205817 7040088	405608	1.00 50.0	2.00 100	5.00 200	10.0 250	20.0
3-Chloro-1-propene	FB	Ave	3965 268288	8298 540262	22927 1240626	48744 1468193	96883	1.00 50.0	2.00 100	5.00 200	10.0 250	20.0
Methyl acetate	FB	Ave	21270 1048150	40943 2160116	104612 4577605	198026 5430408	393674	2.00 100	4.00 200	10.0 400	20.0 500	40.0
Methylene Chloride	FB	Ave	8826 421275	17646 795637	41677 1810143	81548 2246970	161962	1.00 50.0	2.00 100	5.00 200	10.0 250	20.0
tert-Butyl alcohol	FB	Ave	10957 446570	17821 1260932	60807 2658122	102342 3067919	191361	10.0 500	20.0 1000	50.0 2000	100 2500	200
Acrylonitrile	FB	Ave	45410 2370893	86202 5001112	232392 10973080	449400 13288043	888491	10.0 500	20.0 1000	50.0 2000	100 2500	200
trans-1,2-Dichloroethene	FB	Ave	6648 436724	14218 898632	39262 2297400	81256 2872303	158020	1.00 50.0	2.00 100	5.00 200	10.0 250	20.0
Methyl tert-butyl ether	FB	Ave	20159 1124936	40699 2242945	105376 5040232	210519 6199370	421773	1.00 50.0	2.00 100	5.00 200	10.0 250	20.0
Hexane	FB	Ave	+++++ 118284	+++++ 236143	10835 571760	22596 699724	41850	+++++ 50.0	+++++ 100	5.00 200	10.0 250	20.0
1,1-Dichloroethane	FB	Ave	13338 840573	29021 1655370	79418 3798542	155750 4592700	313701	1.00 50.0	2.00 100	5.00 200	10.0 250	20.0
Vinyl acetate	FB	Ave	1489 105297	2894 208624	8851 465245	18711 538121	38761	1.00 50.0	2.00 100	5.00 200	10.0 250	20.0
2,2-Dichloropropane	FB	Ave	1058 95456	3052 182841	8984 416810	17261 506165	35455	1.00 50.0	2.00 100	5.00 200	10.0 250	20.0
cis-1,2-Dichloroethene	FB	Ave	8253 485690	17013 969058	45880 2249427	92093 2761652	183078	1.00 50.0	2.00 100	5.00 200	10.0 250	20.0
2-Butanone (MEK)	FB	Ave	+++++ 637009	27215 1301838	68076 2679954	125073 3230293	246270	+++++ 100	4.00 200	10.0 400	20.0 500	40.0
Bromochloromethane	FB	Ave	3882 241676	8448 484956	22966 1094136	45466 1341415	92288	1.00 50.0	2.00 100	5.00 200	10.0 250	20.0
Tetrahydrofuran	FB	Ave	+++++ 447359	16732 918617	48630 1899841	92726 2291652	167289	+++++ 100	4.00 200	10.0 400	20.0 500	40.0
Chloroform	FB	Ave	11305 660599	23228 1328308	62116 3037047	124631 3677865	249564	1.00 50.0	2.00 100	5.00 200	10.0 250	20.0
1,1,1-Trichloroethane	FB	Ave	6048 474129	14840 943238	43551 2189707	86777 2607525	172241	1.00 50.0	2.00 100	5.00 200	10.0 250	20.0
Cyclohexane	FB	Ave	+++++ 856585	25087 1651832	79713 3828013	160339 4625640	313444	+++++ 50.0	2.00 100	5.00 200	10.0 250	20.0
Carbon tetrachloride	FB	Ave	+++++ 397437	+++++ 801628	33363 1935472	69034 2185693	140357	+++++ 50.0	+++++ 100	5.00 200	10.0 250	20.0
1,1-Dichloropropene	FB	Ave	6856 552193	16743 1110299	51406 2632218	99413 3219659	204973	1.00 50.0	2.00 100	5.00 200	10.0 250	20.0

FORM VI
GC/MS VOA BY INTERNAL STANDARD - INITIAL CALIBRATION DATA
RESPONSE AND CONCENTRATION

Lab Name: Eurofins TestAmerica, Canton Job No.: 240-123986-1 Analy Batch No.: 408884

SDG No.:

Instrument ID: A3UX14 GC Column: DB-624 ID: 0.18(mm) Heated Purge: (Y/N) Y

Calibration Start Date: 11/02/2019 13:21 Calibration End Date: 11/02/2019 16:19 Calibration ID: 54114

ANALYTE	IS REF	CURVE TYPE	RESPONSE					CONCENTRATION (UG/L)				
			LVL 1 LVL 6	LVL 2 LVL 7	LVL 3 LVL 8	LVL 4 LVL 9	LVL 5	LVL 1 LVL 6	LVL 2 LVL 7	LVL 3 LVL 8	LVL 4 LVL 9	LVL 5
Benzene	FB	Ave	30033 1761380	61732 3514886	169868 8099248	331813 9879087	666155	1.00 50.0	2.00 100	5.00 200	10.0 250	20.0
1,2-Dichloroethane	FB	Ave	9833 568144	19908 1130489	53374 2554837	104281 3092551	215403	1.00 50.0	2.00 100	5.00 200	10.0 250	20.0
Isobutyl alcohol	FB	Ave	7941 562949	18952 1240503	52193 2561456	99483 2940508	217279	25.0 1250	50.0 2500	125 5000	250 6250	500
n-Heptane	FB	Ave	+++++ 133427	+++++ 264845	12253 636520	23730 796527	46361	+++++ 50.0	+++++ 100	5.00 200	10.0 250	20.0
Trichloroethene	FB	Ave	6341 440429	13276 880583	41539 2060571	81666 2558141	164418	1.00 50.0	2.00 100	5.00 200	10.0 250	20.0
Methylcyclohexane	FB	Ave	+++++ 731304	22677 1432869	67035 3456978	134335 4143783	264545	+++++ 50.0	2.00 100	5.00 200	10.0 250	20.0
1,2-Dichloropropane	FB	Ave	9190 516829	17915 1040853	49059 2347267	96133 2866694	194488	1.00 50.0	2.00 100	5.00 200	10.0 250	20.0
Dibromomethane	FB	Ave	4699 257854	8800 512079	24560 1150334	47327 1415743	97360	1.00 50.0	2.00 100	5.00 200	10.0 250	20.0
1,4-Dioxane	FB	Ave	1387 97775	3226 203124	9412 410174	17411 486466	39404	20.0 1000	40.0 2000	100 4000	200 5000	400
Bromodichloromethane	FB	Ave	7533 486074	15354 984810	42139 2245352	85586 2673515	178555	1.00 50.0	2.00 100	5.00 200	10.0 250	20.0
2-Chloroethyl vinyl ether	FB	Ave	10431 677461	21884 1379901	62552 3075968	118737 3819997	248973	2.00 100	4.00 200	10.0 400	20.0 500	40.0
cis-1,3-Dichloropropene	FB	Ave	10628 717227	22023 1412275	62970 3223419	126310 3945609	265721	1.00 50.0	2.00 100	5.00 200	10.0 250	20.0
4-Methyl-2-pentanone (MIBK)	CBNZ d5	Ave	22337 1316314	44678 2625491	125008 5373065	243813 6332224	501390	2.00 100	4.00 200	10.0 400	20.0 500	40.0
Toluene	CBNZ d5	Ave	32051 1801185	63518 3584826	172266 8246179	333327 9792695	669596	1.00 50.0	2.00 100	5.00 200	10.0 250	20.0
trans-1,3-Dichloropropene	CBNZ d5	Ave	8783 623729	18710 1228425	51920 2821794	106949 3397849	224504	1.00 50.0	2.00 100	5.00 200	10.0 250	20.0
Ethyl methacrylate	CBNZ d5	Ave	9967 612996	19195 1200956	53386 2643931	107363 3151087	224462	1.00 50.0	2.00 100	5.00 200	10.0 250	20.0
1,1,2-Trichloroethane	CBNZ d5	Ave	6140 370833	13260 740290	35370 1681658	66905 2043691	138896	1.00 50.0	2.00 100	5.00 200	10.0 250	20.0
Tetrachloroethene	CBNZ d5	Ave	+++++ 325414	+++++ 656205	30057 1552409	60196 1906946	120615	+++++ 50.0	+++++ 100	5.00 200	10.0 250	20.0
1,3-Dichloropropane	CBNZ d5	Ave	11283 665703	23047 1316285	64239 2878562	124703 3476243	246991	1.00 50.0	2.00 100	5.00 200	10.0 250	20.0
2-Hexanone	CBNZ d5	Ave	14796 895503	28523 1764799	87766 3568385	168957 4253640	349222	2.00 100	4.00 200	10.0 400	20.0 500	40.0
Chlorodibromomethane	CBNZ d5	Ave	+++++ 361134	+++++ 736753	28836 1669638	59694 1949791	128610	+++++ 50.0	+++++ 100	5.00 200	10.0 250	20.0

FORM VI
GC/MS VOA BY INTERNAL STANDARD - INITIAL CALIBRATION DATA
RESPONSE AND CONCENTRATION

Lab Name: Eurofins TestAmerica, Canton Job No.: 240-123986-1 Analy Batch No.: 408884

SDG No.:

Instrument ID: A3UX14 GC Column: DB-624 ID: 0.18(mm) Heated Purge: (Y/N) Y

Calibration Start Date: 11/02/2019 13:21 Calibration End Date: 11/02/2019 16:19 Calibration ID: 54114

ANALYTE	IS REF	CURVE TYPE	RESPONSE					CONCENTRATION (UG/L)				
			LVL 1 LVL 6	LVL 2 LVL 7	LVL 3 LVL 8	LVL 4 LVL 9	LVL 5	LVL 1 LVL 6	LVL 2 LVL 7	LVL 3 LVL 8	LVL 4 LVL 9	LVL 5
1,2-Dibromoethane	CBNZ d5	Ave	6506 380249	13332 745394	35725 1602013	71428 1908675	143785	1.00 50.0	2.00 100	5.00 200	10.0 250	20.0
Chlorobenzene	CBNZ d5	Ave	20393 1149854	40557 2256880	107948 5018612	210964 5970072	435776	1.00 50.0	2.00 100	5.00 200	10.0 250	20.0
1,1,1,2-Tetrachloroethane	CBNZ d5	Ave	5252 359052	11183 708846	31623 1605386	63141 1893585	131569	1.00 50.0	2.00 100	5.00 200	10.0 250	20.0
Ethylbenzene	CBNZ d5	Ave	9477 625075	20482 1213097	55738 2862499	112127 3420749	232874	1.00 50.0	2.00 100	5.00 200	10.0 250	20.0
m-Xylene & p-Xylene	CBNZ d5	Ave	11599 759700	24967 1475123	69449 3415546	139056 4090306	281265	1.00 50.0	2.00 100	5.00 200	10.0 250	20.0
o-Xylene	CBNZ d5	Ave	11454 761510	25691 1539153	68520 3470901	135137 4222797	284356	1.00 50.0	2.00 100	5.00 200	10.0 250	20.0
Styrene	CBNZ d5	Ave	22325 1311154	46936 2657889	116034 5891973	231788 7128609	488260	1.00 50.0	2.00 100	5.00 200	10.0 250	20.0
Bromoform	CBNZ d5	Lin1	+++++ 195722	+++++ 405874	14916 900247	30572 1028510	69579	+++++ 50.0	+++++ 100	5.00 200	10.0 250	20.0
Isopropylbenzene	CBNZ d5	Ave	23051 1726166	55405 3290895	158965 7172627	316313 8560371	644138	1.00 50.0	2.00 100	5.00 200	10.0 250	20.0
Bromobenzene	DCBd 4	Ave	8147 446972	15594 863814	41841 1908787	82528 2350784	171061	1.00 50.0	2.00 100	5.00 200	10.0 250	20.0
1,1,2,2-Tetrachloroethane	DCBd 4	Ave	7868 474817	15734 924843	43490 1966174	88531 2406539	185502	1.00 50.0	2.00 100	5.00 200	10.0 250	20.0
1,2,3-Trichloropropane	DCBd 4	Ave	2626 137309	4983 267079	13552 530813	26923 650126	54646	1.00 50.0	2.00 100	5.00 200	10.0 250	20.0
trans-1,4-Dichloro-2-butene	DCBd 4	Ave	2437 139777	4489 286261	12367 593967	24040 695963	52774	1.00 50.0	2.00 100	5.00 200	10.0 250	20.0
N-Propylbenzene	DCBd 4	Ave	7263 498753	16102 1001331	45797 2181138	93077 2706332	195442	1.00 50.0	2.00 100	5.00 200	10.0 250	20.0
2-Chlorotoluene	DCBd 4	Ave	7012 416313	14328 814100	40076 1784835	78417 2172946	164581	1.00 50.0	2.00 100	5.00 200	10.0 250	20.0
1,3,5-Trimethylbenzene	DCBd 4	Ave	20065 1433582	44107 2876686	124663 6260548	254040 7718291	533180	1.00 50.0	2.00 100	5.00 200	10.0 250	20.0
4-Chlorotoluene	DCBd 4	Ave	8110 474125	15122 960873	41857 2138954	84356 2662466	174575	1.00 50.0	2.00 100	5.00 200	10.0 250	20.0
tert-Butylbenzene	DCBd 4	Ave	15647 1171854	36512 2249597	109018 4927413	214431 6163702	443021	1.00 50.0	2.00 100	5.00 200	10.0 250	20.0
1,2,4-Trimethylbenzene	DCBd 4	Ave	21749 1339326	46727 2661389	126583 5897588	250619 7390531	528056	1.00 50.0	2.00 100	5.00 200	10.0 250	20.0
sec-Butylbenzene	DCBd 4	Ave	21849 1702263	52536 3322542	159202 7110190	313219 8722075	655804	1.00 50.0	2.00 100	5.00 200	10.0 250	20.0
1,3-Dichlorobenzene	DCBd 4	Ave	15522 770312	29163 1525147	75381 3421545	144439 4377528	308668	1.00 50.0	2.00 100	5.00 200	10.0 250	20.0

FORM VI
GC/MS VOA BY INTERNAL STANDARD - INITIAL CALIBRATION DATA
RESPONSE AND CONCENTRATION

Lab Name: Eurofins TestAmerica, Canton Job No.: 240-123986-1 Analy Batch No.: 408884

SDG No.:

Instrument ID: A3UX14 GC Column: DB-624 ID: 0.18(mm) Heated Purge: (Y/N) Y

Calibration Start Date: 11/02/2019 13:21 Calibration End Date: 11/02/2019 16:19 Calibration ID: 54114

ANALYTE	IS REF	CURVE TYPE	RESPONSE					CONCENTRATION (UG/L)				
			LVL 1 LVL 6	LVL 2 LVL 7	LVL 3 LVL 8	LVL 4 LVL 9	LVL 5	LVL 1 LVL 6	LVL 2 LVL 7	LVL 3 LVL 8	LVL 4 LVL 9	LVL 5
4-Isopropyltoluene	DCBd 4	Ave	21429 1488998	47420 2966109	140444 6539474	275162 8159972	578366	1.00 50.0	2.00 100	5.00 200	10.0 250	20.0
1,4-Dichlorobenzene	DCBd 4	Ave	16244 803134	30862 1592693	80155 3546251	153130 4541993	321017	1.00 50.0	2.00 100	5.00 200	10.0 250	20.0
1,2-Dichlorobenzene	DCBd 4	Ave	14876 766944	27424 1624225	73956 3678940	142496 4735811	306939	1.00 50.0	2.00 100	5.00 200	10.0 250	20.0
n-Butylbenzene	DCBd 4	Ave	17667 1326057	38524 2760731	120088 6270985	238748 7810555	505074	1.00 50.0	2.00 100	5.00 200	10.0 250	20.0
1,2-Dibromo-3-Chloropropane	DCBd 4	Ave	1310 78625	2726 167716	6940 355815	14613 438306	29907	1.00 50.0	2.00 100	5.00 200	10.0 250	20.0
1,2,4-Trichlorobenzene	DCBd 4	Ave	10228 471161	17727 1011961	45542 2389810	86820 3116583	184723	1.00 50.0	2.00 100	5.00 200	10.0 250	20.0
Hexachlorobutadiene	DCBd 4	Ave	2694 204052	6439 443802	18439 1040986	35871 1380611	80463	1.00 50.0	2.00 100	5.00 200	10.0 250	20.0
Naphthalene	DCBd 4	Ave	30611 1338474	53608 2869110	130761 6103464	251731 7610349	541432	1.00 50.0	2.00 100	5.00 200	10.0 250	20.0
1,2,3-Trichlorobenzene	DCBd 4	Ave	9462 462013	17088 1004167	42177 2293698	84633 3010765	180614	1.00 50.0	2.00 100	5.00 200	10.0 250	20.0
Dibromofluoromethane (Surr)	FB	Lin1	+++++ 416834	+++++ 805790	66738 1809657	103598 2200623	171094	+++++ 50.0	+++++ 100	5.00 200	10.0 250	20.0
1,2-Dichloroethane-d4 (Surr)	FB	Lin1	+++++ 469707	+++++ 900835	81937 1899736	120822 2302960	196630	+++++ 50.0	+++++ 100	5.00 200	10.0 250	20.0
Toluene-d8 (Surr)	CBNZ d5	Lin1	+++++ 1648587	+++++ 3069968	276129 6874174	414532 8150104	666838	+++++ 50.0	+++++ 100	5.00 200	10.0 250	20.0
4-Bromofluorobenzene (Surr)	DCBd 4	Qua	+++++ 550450	+++++ 999882	92338 2115663	140307 2564122	227368	+++++ 50.0	+++++ 100	5.00 200	10.0 250	20.0

Curve Type Legend:

Ave = Average ISTD
Lin1 = Linear 1/conc ISTD
Qua = Quadratic ISTD

FORM VII
GC/MS VOA CONTINUING CALIBRATION DATA

Lab Name: Eurofins TestAmerica, Canton Job No.: 240-123986-1

SDG No.:

Lab Sample ID: ICV 240-408884/13 Calibration Date: 11/02/2019 17:03

Instrument ID: A3UX14 Calib Start Date: 11/02/2019 13:21

GC Column: DB-624 ID: 0.18(mm) Calib End Date: 11/02/2019 16:19

Lab File ID: 1422513.D Conc. Units: ng/uL Heated Purge: (Y/N) Y

ANALYTE	CURVE TYPE	AVE RRF	RRF	MIN RRF	CALC AMOUNT	SPIKE AMOUNT	%D	MAX %D
Dichlorodifluoromethane	Ave	0.1667	0.1314		0.0158	0.0200	-21.2	50.0
Chloromethane	Ave	0.3912	0.3516	0.1000	0.0180	0.0200	-10.1	50.0
Vinyl chloride	Ave	0.3313	0.3138		0.0189	0.0200	-5.3	20.0
Butadiene	Ave	0.3614	0.3647		0.0202	0.0200	0.9	50.0
Bromomethane	Ave	0.1925	0.1659		0.0172	0.0200	-13.8	50.0
Chloroethane	Ave	0.1962	0.1847		0.0188	0.0200	-5.9	50.0
Dichlorofluoromethane	Ave	0.3927	0.4150		0.0211	0.0200	5.7	50.0
Trichlorofluoromethane	Ave	0.3375	0.3405		0.0202	0.0200	0.9	50.0
Ethyl ether	Ave	0.3662	0.3841		0.0524	0.0500	4.9	50.0
Acrolein	Ave	0.0845	0.0810		0.239	0.250	-4.2	50.0
1,1-Dichloroethene	Ave	0.2704	0.3046		0.0563	0.0500	12.7	20.0
1,1,2-Trichlorotrifluoroethane	Ave	0.1760	0.1732		0.0492	0.0500	-1.6	50.0
Acetone	Lin1		0.1372		0.103	0.100	3.3	50.0
Iodomethane	Ave	0.4505	0.4738		0.0526	0.0500	5.2	50.0
Carbon disulfide	Ave	0.6896	0.6706		0.0486	0.0500	-2.8	50.0
3-Chloro-1-propene	Ave	0.1499	0.1532		0.0511	0.0500	2.2	50.0
Methyl acetate	Ave	0.3157	0.2997		0.0949	0.100	-5.1	50.0
Methylene Chloride	Ave	0.2558	0.2475		0.0484	0.0500	-3.3	50.0
tert-Butyl alcohol	Ave	0.0329	0.0287		0.435	0.500	-12.9	50.0
Acrylonitrile	Ave	0.1430	0.1381		0.483	0.500	-3.4	50.0
trans-1,2-Dichloroethene	Ave	0.2588	0.2581		0.0499	0.0500	-0.3	50.0
Methyl tert-butyl ether	Ave	0.6606	0.6443		0.0488	0.0500	-2.5	50.0
Hexane	Ave	0.0705	0.0671		0.0475	0.0500	-4.9	20.0
1,1-Dichloroethane	Ave	0.4837	0.4738	0.1000	0.0490	0.0500	-2.1	50.0
Vinyl acetate	Ave	0.0569	0.0516		0.0453	0.0500	-9.4	50.0
2,2-Dichloropropane	Ave	0.0520	0.0555		0.0533	0.0500	6.6	50.0
cis-1,2-Dichloroethene	Ave	0.2855	0.2801		0.0490	0.0500	-1.9	50.0
2-Butanone (MEK)	Ave	0.1928	0.1819		0.0943	0.100	-5.7	50.0
Bromochloromethane	Ave	0.1407	0.1330		0.0473	0.0500	-5.5	50.0
Tetrahydrofuran	Ave	0.1341	0.1307		0.0975	0.100	-2.5	50.0
Chloroform	Ave	0.3876	0.3704		0.0478	0.0500	-4.4	20.0
1,1,1-Trichloroethane	Ave	0.2639	0.2693		0.0510	0.0500	2.1	50.0
Cyclohexane	Ave	0.4844	0.4855		0.0501	0.0500	0.2	50.0
Carbon tetrachloride	Ave	0.2293	0.2188		0.0477	0.0500	-4.6	50.0
1,1-Dichloropropene	Ave	0.3103	0.2999		0.0483	0.0500	-3.4	50.0
Benzene	Ave	1.035	0.9936		0.0480	0.0500	-4.0	50.0
1,2-Dichloroethane	Ave	0.3306	0.3071		0.0464	0.0500	-7.1	50.0
Isobutyl alcohol	Ave	0.0129	0.0129		1.25	1.25	0.3	50.0
n-Heptane	Ave	0.0785	0.0744		0.0473	0.0500	-5.3	50.0
Trichloroethene	Ave	0.2510	0.2483		0.0495	0.0500	-1.1	50.0

FORM VII
GC/MS VOA CONTINUING CALIBRATION DATA

Lab Name: Eurofins TestAmerica, Canton Job No.: 240-123986-1

SDG No.:

Lab Sample ID: ICV 240-408884/13 Calibration Date: 11/02/2019 17:03

Instrument ID: A3UX14 Calib Start Date: 11/02/2019 13:21

GC Column: DB-624 ID: 0.18(mm) Calib End Date: 11/02/2019 16:19

Lab File ID: 1422513.D Conc. Units: ng/uL Heated Purge: (Y/N) Y

ANALYTE	CURVE TYPE	AVE RRF	RRF	MIN RRF	CALC AMOUNT	SPIKE AMOUNT	%D	MAX %D
Methylcyclohexane	Ave	0.4204	0.4105		0.0488	0.0500	-2.4	50.0
1,2-Dichloropropane	Ave	0.3033	0.2921		0.0482	0.0500	-3.7	20.0
Dibromomethane	Ave	0.1507	0.1455		0.0483	0.0500	-3.4	50.0
1,4-Dioxane	Ave	0.0028	0.0024		0.885	1.00	-11.5	50.0
Bromodichloromethane	Ave	0.2739	0.2712		0.0495	0.0500	-1.0	50.0
2-Chloroethyl vinyl ether	Ave	0.1927	0.1930		0.0501	0.0500	0.1	50.0
cis-1,3-Dichloropropene	Ave	0.3995	0.3903		0.0488	0.0500	-2.3	50.0
4-Methyl-2-pentanone (MIBK)	Ave	0.5098	0.5018		0.0984	0.100	-1.6	50.0
Toluene	Ave	1.445	1.339		0.0463	0.0500	-7.3	20.0
trans-1,3-Dichloropropene	Ave	0.4674	0.4223		0.0452	0.0500	-9.7	50.0
Ethyl methacrylate	Ave	0.4655	0.4571		0.0491	0.0500	-1.8	50.0
1,1,2-Trichloroethane	Ave	0.2953	0.2761		0.0468	0.0500	-6.5	50.0
Tetrachloroethene	Ave	0.2679	0.2405		0.0449	0.0500	-10.2	50.0
1,3-Dichloropropane	Ave	0.5246	0.4868		0.0464	0.0500	-7.2	50.0
2-Hexanone	Ave	0.3446	0.3447		0.100	0.100	0.0	50.0
Chlorodibromomethane	Ave	0.2816	0.2680		0.0476	0.0500	-4.8	50.0
1,2-Dibromoethane	Ave	0.2976	0.2797		0.0470	0.0500	-6.0	50.0
Chlorobenzene	Ave	0.9094	0.8449	0.3000	0.0464	0.0500	-7.1	50.0
1,1,1,2-Tetrachloroethane	Ave	0.2723	0.2605		0.0478	0.0500	-4.4	50.0
Ethylbenzene	Ave	0.4834	0.4631		0.0479	0.0500	-4.2	20.0
m-Xylene & p-Xylene	Ave	0.5878	0.5533		0.0471	0.0500	-5.9	50.0
o-Xylene	Ave	0.5938	0.5688		0.0479	0.0500	-4.2	50.0
Styrene	Ave	1.035	0.9570		0.0462	0.0500	-7.6	50.0
Bromoform	Lin1		0.1450	0.1000	0.0444	0.0500	-11.2	50.0
Isopropylbenzene	Ave	1.290	1.270		0.0492	0.0500	-1.5	50.0
Bromobenzene	Ave	0.7699	0.7116		0.0462	0.0500	-7.6	50.0
1,1,2,2-Tetrachloroethane	Ave	0.8002	0.7842	0.3000	0.0490	0.0500	-2.0	50.0
1,2,3-Trichloropropane	Ave	0.2386	0.2303		0.0483	0.0500	-3.5	50.0
trans-1,4-Dichloro-2-butene	Ave	0.2339	0.2402		0.0513	0.0500	2.7	50.0
N-Propylbenzene	Ave	0.8411	0.8217		0.0488	0.0500	-2.3	50.0
2-Chlorotoluene	Ave	0.7167	0.6886		0.0480	0.0500	-3.9	50.0
1,3,5-Trimethylbenzene	Ave	2.351	2.307		0.0491	0.0500	-1.9	50.0
4-Chlorotoluene	Ave	0.8055	0.7578		0.0470	0.0500	-5.9	50.0
tert-Butylbenzene	Ave	1.918	1.913		0.0499	0.0500	-0.3	50.0
1,2,4-Trimethylbenzene	Ave	2.317	2.233		0.0482	0.0500	-3.6	50.0
sec-Butylbenzene	Ave	2.779	2.798		0.0504	0.0500	0.7	50.0
1,3-Dichlorobenzene	Ave	1.393	1.258		0.0452	0.0500	-9.7	50.0
4-Isopropyltoluene	Ave	2.508	2.457		0.0490	0.0500	-2.0	50.0
1,4-Dichlorobenzene	Ave	1.459	1.306		0.0448	0.0500	-10.5	50.0
1,2-Dichlorobenzene	Ave	1.402	1.244		0.0444	0.0500	-11.2	50.0
n-Butylbenzene	Ave	2.224	2.152		0.0484	0.0500	-3.2	50.0

FORM VII
GC/MS VOA CONTINUING CALIBRATION DATA

Lab Name: Eurofins TestAmerica, Canton Job No.: 240-123986-1

SDG No.:

Lab Sample ID: ICV 240-408884/13 Calibration Date: 11/02/2019 17:03

Instrument ID: A3UX14 Calib Start Date: 11/02/2019 13:21

GC Column: DB-624 ID: 0.18(mm) Calib End Date: 11/02/2019 16:19

Lab File ID: 1422513.D Conc. Units: ng/uL Heated Purge: (Y/N) Y

ANALYTE	CURVE TYPE	AVE RRF	RRF	MIN RRF	CALC AMOUNT	SPIKE AMOUNT	%D	MAX %D
1,2-Dibromo-3-Chloropropane	Ave	0.1363	0.1409		0.0517	0.0500	3.4	50.0
1,2,4-Trichlorobenzene	Ave	0.8899	0.7669		0.0431	0.0500	-13.8	50.0
Hexachlorobutadiene	Ave	0.3563	0.3312		0.0465	0.0500	-7.0	50.0
Naphthalene	Ave	2.510	2.241		0.0447	0.0500	-10.7	50.0
1,2,3-Trichlorobenzene	Ave	0.8561	0.7469		0.0436	0.0500	-12.7	50.0
Dibromofluoromethane (Surr)	Lin1		0.2303		0.0451	0.0500	-9.9	50.0
1,2-Dichloroethane-d4 (Surr)	Lin1		0.2475		0.0444	0.0500	-11.3	50.0
Toluene-d8 (Surr)	Lin1		1.281		0.0465	0.0500	-7.0	50.0
4-Bromofluorobenzene (Surr)	Qua		0.8833		0.0456	0.0500	-8.8	50.0

FORM V
GC/MS VOA INSTRUMENT PERFORMANCE CHECK
BROMOFLUOROBENZENE (BFB)

Lab Name: Eurofins TestAmerica, Canton Job No.: 240-123986-1

SDG No.:

Lab File ID: BFB14068.D BFB Injection Date: 11/07/2019

Instrument ID: A3UX14 BFB Injection Time: 10:56

Analysis Batch No.: 409689

M/E	ION ABUNDANCE CRITERIA	% RELATIVE ABUNDANCE	
50	15.0 - 40.0 % of mass 95	22.3	
75	30.0 - 60.0 % of mass 95	43.0	
95	Base Peak, 100% relative abundance	100.0	
96	5.0 - 9.0 % of mass 95	6.8	
173	Less than 2.0 % of mass 174	0.5	(0.6) 1
174	50.0 - 120.00 % of mass 95	78.6	
175	5.0 - 9.0 % of mass 174	5.6	(7.2) 1
176	95.0 - 101.0 % of mass 174	75.6	(96.1) 1
177	5.0 - 9.0 % of mass 176	4.9	(6.4) 2

1-Value is % mass 174 2-Value is % mass 176

THIS CHECK APPLIES TO THE FOLLOWING SAMPLES, MS, MSD, BLANKS AND STANDARDS:

CLIENT SAMPLE ID	LAB SAMPLE ID	LAB FILE ID	DATE ANALYZED	TIME ANALYZED
	IC 240-409689/16	1422628.D	11/07/2019	16:27
	IC 240-409689/17	1422629.D	11/07/2019	16:50
	IC 240-409689/18	1422630.D	11/07/2019	17:12
	IC 240-409689/19	1422631.D	11/07/2019	17:35
	IC 240-409689/20	1422632.D	11/07/2019	17:57
	IC 240-409689/21	1422633.D	11/07/2019	18:20
	IC 240-409689/22	1422634.D	11/07/2019	18:42
	IC 240-409689/23	1422635.D	11/07/2019	19:04
	IC 240-409689/24	1422636.D	11/07/2019	19:26
	ICV 240-409689/25	1422637.D	11/07/2019	19:49

FORM VI
GC/MS VOA BY INTERNAL STANDARD - INITIAL CALIBRATION DATA
CURVE EVALUATION

Lab Name: Eurofins TestAmerica, Canton Job No.: 240-123986-1 Analy Batch No.: 409689

SDG No.:

Instrument ID: A3UX14 GC Column: DB-624 ID: 0.18(mm) Heated Purge: (Y/N) Y

Calibration Start Date: 11/07/2019 16:27 Calibration End Date: 11/07/2019 19:26 Calibration ID: 54243

Calibration Files:

LEVEL:	LAB SAMPLE ID:	LAB FILE ID:
Level 1	IC 240-409689/24	1422636.D
Level 2	IC 240-409689/23	1422635.D
Level 3	IC 240-409689/22	1422634.D
Level 4	IC 240-409689/21	1422633.D
Level 5	IC 240-409689/20	1422632.D
Level 6	IC 240-409689/19	1422631.D
Level 7	IC 240-409689/18	1422630.D
Level 8	IC 240-409689/17	1422629.D
Level 9	IC 240-409689/16	1422628.D

ANALYTE	RRF					CURVE TYPE	COEFFICIENT			#	MIN RRF	%RSD	#	MAX %RSD	R^2 OR COD	#	MIN R^2 OR COD
	LVL 1 LVL 6	LVL 2 LVL 7	LVL 3 LVL 8	LVL 4 LVL 9	LVL 5		B	M1	M2								
Acetonitrile	0.0473 0.0511	0.0540 0.0470	0.0566 0.0469	0.0473 0.0490	0.0484	Ave		0.0497				7.0		15.0			
2-Chloro-1,3-butadiene	0.3155 0.4624	0.3805 0.4630	0.4212 0.4700	0.4070 0.5012	0.4389	Ave		0.4289				13.0		15.0			
Diisopropyl ether	0.1971 0.2459	0.2240 0.2475	0.2311 0.2572	0.2247 0.2714	0.2400	Ave		0.2377				9.1		15.0			
Ethyl tert-butyl ether	0.7257 0.8557	0.8176 0.8561	0.8381 0.8975	0.7760 0.9687	0.8482	Ave		0.8426				8.2		15.0			
Propionitrile	0.0537 0.0593	0.0598 0.0560	0.0623 0.0586	0.0554 0.0615	0.0573	Ave		0.0582				4.9		15.0			
Ethyl acetate	0.3904 0.4265	0.4026 0.4085	0.4083 0.4326	0.3918 0.4417	0.4167	Ave		0.4132				4.3		15.0			
Methacrylonitrile	0.2511 0.2951	0.2703 0.2931	0.2871 +++++	0.2630 +++++	0.2839	Ave		0.2777				6.0		15.0			
Isooctane	+++++ 1.0706	0.8671 1.0130	1.0913 1.0263	0.9880 1.0866	1.0209	Ave		1.0205				7.1		15.0			
Tert-amyl methyl ether	0.7596 0.7806	0.7487 0.7795	0.7852 0.8024	0.7206 0.8912	0.7691	Ave		0.7819				6.0		15.0			
n-Butanol	+++++ 0.0145	+++++ 0.0155	0.0156 +++++	0.0110 +++++	0.0123	Ave		0.0138				14.8		15.0			
Ethyl acrylate	0.3716 0.4940	0.4111 0.4643	0.4803 0.5184	0.4387 0.5257	0.4674	Ave		0.4635				10.8		15.0			
Methyl methacrylate	0.2805 0.3921	0.3117 0.3754	0.3492 0.4129	0.3416 0.4268	0.3764	Ave		0.3630				13.0		15.0			
2-Nitropropane	+++++ 0.0484	0.0367 0.0527	0.0391 0.0669	0.0341 +++++	0.0398	Qua	-0.045	0.0400	0.0000675						1.0000		0.9900

Note: The M1 coefficient is the same as Ave RRF for an Ave curve type.

FORM VI
GC/MS VOA BY INTERNAL STANDARD - INITIAL CALIBRATION DATA
CURVE EVALUATION

Lab Name: Eurofins TestAmerica, Canton Job No.: 240-123986-1 Analy Batch No.: 409689

SDG No.:

Instrument ID: A3UX14 GC Column: DB-624 ID: 0.18(mm) Heated Purge: (Y/N) Y

Calibration Start Date: 11/07/2019 16:27 Calibration End Date: 11/07/2019 19:26 Calibration ID: 54243

ANALYTE	RRF					CURVE TYPE	COEFFICIENT			#	MIN RRF	%RSD	#	MAX %RSD	R^2 OR COD	#	MIN R^2 OR COD
	LVL 1 LVL 6	LVL 2 LVL 7	LVL 3 LVL 8	LVL 4 LVL 9	LVL 5		B	M1	M2								
n-Butyl acetate	0.7678 0.8395	0.7472 0.8110	0.9538 0.8890	0.7786 0.8859	0.8298	Ave		0.8336				8.0		15.0			
1-Chlorohexane	0.3427 0.4770	0.3816 0.4734	0.4297 0.5335	0.4306 0.5423	0.4400	Ave		0.4501				14.5		15.0			
Cyclohexanone	+++++ 0.0185	+++++ 0.0173	0.0272 0.0174	0.0182 0.0172	0.0185	Lin1	0.3714	0.0171							0.9990		0.9900
Pentachloroethane	+++++ 0.3823	0.2641 0.4268	0.3557 +++++	0.2733 +++++	0.3217	Lin1	-0.951	0.4071							0.9900		0.9900
1,2,3-Trimethylbenzene	2.3975 2.7791	2.4253 2.9354	3.0276 3.0007	2.3823 3.2291	2.5936	Ave		2.7523				11.4		15.0			
Benzyl chloride	+++++ 0.2584	+++++ 0.3070	0.1999 0.3571	0.1653 0.3968	0.2120	Qua	-0.527	0.2403	0.0006252						1.0000		0.9900
1,3,5-Trichlorobenzene	0.9336 0.9980	0.9462 1.0071	1.0246 1.0606	0.8234 1.2127	0.8592	Ave		0.9850				11.7		15.0			
2-Methylnaphthalene	1.9827 2.0777	1.9798 2.3289	2.1270 +++++	1.5830 +++++	1.7115	Ave		1.9701				12.8		15.0			
1-Methylnaphthalene	1.9685 1.8766	1.9645 2.1232	2.0907 1.9701	1.4924 1.9718	1.6035	Ave		1.8957				11.2		15.0			

Note: The M1 coefficient is the same as Ave RRF for an Ave curve type.

FORM VI
GC/MS VOA BY INTERNAL STANDARD - INITIAL CALIBRATION DATA
RESPONSE AND CONCENTRATION

Lab Name: Eurofins TestAmerica, Canton Job No.: 240-123986-1 Analy Batch No.: 409689

SDG No.:

Instrument ID: A3UX14 GC Column: DB-624 ID: 0.18(mm) Heated Purge: (Y/N) Y

Calibration Start Date: 11/07/2019 16:27 Calibration End Date: 11/07/2019 19:26 Calibration ID: 54243

Calibration Files:

LEVEL:	LAB SAMPLE ID:	LAB FILE ID:
Level 1	IC 240-409689/24	1422636.D
Level 2	IC 240-409689/23	1422635.D
Level 3	IC 240-409689/22	1422634.D
Level 4	IC 240-409689/21	1422633.D
Level 5	IC 240-409689/20	1422632.D
Level 6	IC 240-409689/19	1422631.D
Level 7	IC 240-409689/18	1422630.D
Level 8	IC 240-409689/17	1422629.D
Level 9	IC 240-409689/16	1422628.D

ANALYTE	IS REF	CURVE TYPE	RESPONSE					CONCENTRATION (UG/L)				
			LVL 1 LVL 6	LVL 2 LVL 7	LVL 3 LVL 8	LVL 4 LVL 9	LVL 5	LVL 1 LVL 6	LVL 2 LVL 7	LVL 3 LVL 8	LVL 4 LVL 9	LVL 5
Acetonitrile	FB	Ave	17340 900834	36738 1798914	96755 3571022	162117 4464969	349567	10.0 500	20.0 1000	50.0 2000	100 2500	200
2-Chloro-1,3-butadiene	FB	Ave	11575 814807	25897 1772158	71950 3577457	139478 4563663	317254	1.00 50.0	2.00 100	5.00 200	10.0 250	20.0
Diisopropyl ether	FB	Ave	7230 433324	15243 947423	39479 1957409	76988 2471479	173498	1.00 50.0	2.00 100	5.00 200	10.0 250	20.0
Ethyl tert-butyl ether	FB	Ave	26621 1507698	55645 3276877	143186 6830880	265902 8820165	613110	1.00 50.0	2.00 100	5.00 200	10.0 250	20.0
Propionitrile	FB	Ave	19711 1044072	40709 2142651	106402 4460282	189835 5602729	414049	10.0 500	20.0 1000	50.0 2000	100 2500	200
Ethyl acetate	FB	Ave	28638 1503180	54811 3127149	139506 6585399	268532 8043759	602365	2.00 100	4.00 200	10.0 400	20.0 500	40.0
Methacrylonitrile	FB	Ave	92127 5200033	183961 11220030	490421 +++++	901150 +++++	2052160	10.0 500	20.0 1000	50.0 +++++	100 +++++	200
Isooctane	FB	Ave	+++++ 1886513	59020 3877562	186432 7810731	338548 9893387	737957	+++++ 50.0	2.00 100	5.00 200	10.0 250	20.0
Tert-amyl methyl ether	FB	Ave	27865 1375423	50960 2983809	134139 6107051	246918 8114072	555942	1.00 50.0	2.00 100	5.00 200	10.0 250	20.0
n-Butanol	CBNZ d5	Ave	+++++ 464349	+++++ 1039753	47410 +++++	68729 +++++	163856	+++++ 1250	+++++ 2500	125 +++++	250 +++++	500
Ethyl acrylate	FB	Ave	13633 870401	27983 1777246	82048 3945649	150321 4786638	337826	1.00 50.0	2.00 100	5.00 200	10.0 250	20.0
Methyl methacrylate	FB	Ave	20576 1381758	42430 2873933	119322 6285722	234138 7772137	544172	2.00 100	4.00 200	10.0 400	20.0 500	40.0
2-Nitropropane	FB	Qua	+++++ 170406	5002 403265	13357 1018394	23387 +++++	57541	+++++ 100	4.00 200	10.0 400	20.0 +++++	40.0
n-Butyl acetate	CBNZ d5	Ave	19678 1078518	36166 2178921	115643 4814991	194830 5666534	441178	1.00 50.0	2.00 100	5.00 200	10.0 250	20.0

FORM VI
GC/MS VOA BY INTERNAL STANDARD - INITIAL CALIBRATION DATA
RESPONSE AND CONCENTRATION

Lab Name: Eurofins TestAmerica, Canton Job No.: 240-123986-1 Analy Batch No.: 409689

SDG No.:

Instrument ID: A3UX14 GC Column: DB-624 ID: 0.18(mm) Heated Purge: (Y/N) Y

Calibration Start Date: 11/07/2019 16:27 Calibration End Date: 11/07/2019 19:26 Calibration ID: 54243

ANALYTE	IS REF	CURVE TYPE	RESPONSE					CONCENTRATION (UG/L)				
			LVL 1 LVL 6	LVL 2 LVL 7	LVL 3 LVL 8	LVL 4 LVL 9	LVL 5	LVL 1 LVL 6	LVL 2 LVL 7	LVL 3 LVL 8	LVL 4 LVL 9	LVL 5
1-Chlorohexane	CBNZ d5	Ave	8783 612753	18469 1271857	52100 2889703	107757 3468606	233931	1.00 50.0	2.00 100	5.00 200	10.0 250	20.0
Cyclohexanone	CBNZ d5	Lin1	+++++ 237183	+++++ 464102	32954 943930	45545 1102314	98503	+++++ 500	+++++ 1000	50.0 2000	100 2500	200
Pentachloroethane	DCBd 4	Lin1	+++++ 421131	11011 908930	37262 +++++	60079 +++++	145573	+++++ 100	4.00 200	10.0 +++++	20.0 +++++	40.0
1,2,3-Trimethylbenzene	DCBd 4	Ave	26233 1530789	50566 3125612	158576 6586786	261891 7905976	586897	1.00 50.0	2.00 100	5.00 200	10.0 250	20.0
Benzyl chloride	DCBd 4	Qua	+++++ 142332	+++++ 326942	10468 783802	18177 971491	47970	+++++ 50.0	+++++ 100	5.00 200	10.0 250	20.0
1,3,5-Trichlorobenzene	DCBd 4	Ave	10215 549703	19729 1072319	53668 2328162	90522 2969198	194415	1.00 50.0	2.00 100	5.00 200	10.0 250	20.0
2-Methylnaphthalene	DCBd 4	Ave	43389 2288907	82557 4959712	222817 +++++	348033 +++++	774549	2.00 100	4.00 200	10.0 +++++	20.0 +++++	40.0
1-Methylnaphthalene	DCBd 4	Ave	43077 2067388	81919 4521515	219013 8649261	328122 9655184	725705	2.00 100	4.00 200	10.0 400	20.0 500	40.0

Curve Type Legend:

Ave = Average ISTD
Lin1 = Linear 1/conc ISTD
Qua = Quadratic ISTD

FORM VII
GC/MS VOA CONTINUING CALIBRATION DATA

Lab Name: Eurofins TestAmerica, Canton Job No.: 240-123986-1

SDG No.:

Lab Sample ID: ICV 240-409689/25 Calibration Date: 11/07/2019 19:49

Instrument ID: A3UX14 Calib Start Date: 11/02/2019 13:21

GC Column: DB-624 ID: 0.18(mm) Calib End Date: 11/02/2019 16:19

Lab File ID: 1422637.D Conc. Units: ng/uL Heated Purge: (Y/N) Y

ANALYTE	CURVE TYPE	AVE RRF	RRF	MIN RRF	CALC AMOUNT	SPIKE AMOUNT	%D	MAX %D
Dibromofluoromethane (Surr)	Lin1		0.2288		0.0447	0.0500	-10.5	50.0
1,2-Dichloroethane-d4 (Surr)	Lin1		0.2496		0.0448	0.0500	-10.5	50.0
Toluene-d8 (Surr)	Lin1		1.372		0.0500	0.0500	0.0	50.0
4-Bromofluorobenzene (Surr)	Qua		1.058		0.0559	0.0500	11.8	50.0

FORM VII
GC/MS VOA CONTINUING CALIBRATION DATA

Lab Name: Eurofins TestAmerica, Canton Job No.: 240-123986-1

SDG No.:

Lab Sample ID: ICV 240-409689/25 Calibration Date: 11/07/2019 19:49

Instrument ID: A3UX14 Calib Start Date: 11/07/2019 16:27

GC Column: DB-624 ID: 0.18(mm) Calib End Date: 11/07/2019 19:26

Lab File ID: 1422637.D Conc. Units: ng/uL Heated Purge: (Y/N) Y

ANALYTE	CURVE TYPE	AVE RRF	RRF	MIN RRF	CALC AMOUNT	SPIKE AMOUNT	%D	MAX %D
Acetonitrile	Ave	0.0497	0.0456		0.459	0.500	-8.3	50.0
2-Chloro-1,3-butadiene	Ave	0.4289	0.4054		0.0473	0.0500	-5.5	50.0
Diisopropyl ether	Ave	0.2377	0.2209		0.0465	0.0500	-7.1	50.0
Ethyl tert-butyl ether	Ave	0.8426	0.7942		0.0471	0.0500	-5.7	50.0
Propionitrile	Ave	0.0582	0.0554		0.476	0.500	-4.8	50.0
Ethyl acetate	Ave	0.4132	0.3935		0.0952	0.100	-4.8	50.0
Methacrylonitrile	Ave	0.2777	0.2786		0.502	0.500	0.4	50.0
Isooctane	Ave	1.020	0.9112		0.0446	0.0500	-10.7	50.0
Tert-amyl methyl ether	Ave	0.7819	0.7752		0.0496	0.0500	-0.9	50.0
n-Butanol	Ave	0.0138	0.0122		1.11	1.25	-11.6	50.0
Ethyl acrylate	Ave	0.4635	0.4391		0.0474	0.0500	-5.3	50.0
Methyl methacrylate	Ave	0.3630	0.3573		0.0984	0.100	-1.6	50.0
2-Nitropropane	Qua		0.0442		0.0961	0.100	-3.9	50.0
n-Butyl acetate	Ave	0.8336	0.7577		0.0454	0.0500	-9.1	50.0
1-Chlorohexane	Ave	0.4501	0.4070		0.0452	0.0500	-9.6	50.0
Cyclohexanone	Lin1		0.0179		0.500	0.500	-0.0	50.0
Pentachloroethane	Lin1		0.2972		0.0753	0.100	-24.7	50.0
1,2,3-Trimethylbenzene	Ave	2.752	2.616		0.0475	0.0500	-4.9	50.0
Benzyl chloride	Qua		0.2045		0.0405	0.0500	-19.0	50.0
1,3,5-Trichlorobenzene	Ave	0.9850	0.8416		0.0427	0.0500	-14.6	50.0
2-Methylnaphthalene	Ave	1.970	1.751		0.0889	0.100	-11.1	50.0
1-Methylnaphthalene	Ave	1.896	1.648		0.0870	0.100	-13.0	50.0

FORM V
GC/MS VOA INSTRUMENT PERFORMANCE CHECK
BROMOFLUOROBENZENE (BFB)

Lab Name: Eurofins TestAmerica, Canton Job No.: 240-123986-1

SDG No.:

Lab File ID: BFB14094.D BFB Injection Date: 12/26/2019

Instrument ID: A3UX14 BFB Injection Time: 14:10

Analysis Batch No.: 417294

M/E	ION ABUNDANCE CRITERIA	% RELATIVE ABUNDANCE	
50	15.0 - 40.0 % of mass 95	19.4	
75	30.0 - 60.0 % of mass 95	40.9	
95	Base Peak, 100% relative abundance	100.0	
96	5.0 - 9.0 % of mass 95	6.8	
173	Less than 2.0 % of mass 174	0.6	(0.6) 1
174	50.0 - 120.00 % of mass 95	88.9	
175	5.0 - 9.0 % of mass 174	6.5	(7.3) 1
176	95.0 - 101.0 % of mass 174	86.3	(97.2) 1
177	5.0 - 9.0 % of mass 176	5.8	(6.7) 2

1-Value is % mass 174 2-Value is % mass 176

THIS CHECK APPLIES TO THE FOLLOWING SAMPLES, MS, MSD, BLANKS AND STANDARDS:

CLIENT SAMPLE ID	LAB SAMPLE ID	LAB FILE ID	DATE ANALYZED	TIME ANALYZED
	CCV 240-417294/4	1423266.D	12/26/2019	15:15
	CCVIS 240-417294/10	1423267.D	12/26/2019	15:37
	LCS 240-417294/5	1423268.D	12/26/2019	15:59
	LCS 240-417294/6	1423269.D	12/26/2019	16:21
	MB 240-417294/8	1423271.D	12/26/2019	17:06
E-SB-1798-6-8	240-123986-2	1423291.D	12/27/2019	00:30
E-SB-1799-2-4	240-123986-3	1423292.D	12/27/2019	00:52
E-SB-1795-2-3	240-123986-4	1423293.D	12/27/2019	01:14
E-SB-1795-2-3 MS	240-123986-4 MS	1423294.D	12/27/2019	01:37
E-SB-1795-2-3 MSD	240-123986-4 MSD	1423295.D	12/27/2019	01:59

FORM VII
GC/MS VOA CONTINUING CALIBRATION DATA

Lab Name: Eurofins TestAmerica, Canton Job No.: 240-123986-1

SDG No.:

Lab Sample ID: CCV 240-417294/4 Calibration Date: 12/26/2019 15:15

Instrument ID: A3UX14 Calib Start Date: 11/07/2019 16:27

GC Column: DB-624 ID: 0.18(mm) Calib End Date: 11/07/2019 19:26

Lab File ID: 1423266.D Conc. Units: ng/uL Heated Purge: (Y/N) Y

ANALYTE	CURVE TYPE	AVE RRF	RRF	MIN RRF	CALC AMOUNT	SPIKE AMOUNT	%D	MAX %D
Acetonitrile	Ave	0.0497	0.0358		0.360	0.500	-28.0	50.0
2-Chloro-1,3-butadiene	Ave	0.4289	0.3549		0.0414	0.0500	-17.2	50.0
Diisopropyl ether	Ave	0.2377	0.2089		0.0439	0.0500	-12.1	50.0
Ethyl tert-butyl ether	Ave	0.8426	0.6099		0.0362	0.0500	-27.6	50.0
Propionitrile	Ave	0.0582	0.0409		0.352	0.500	-29.7	50.0
Ethyl acetate	Ave	0.4132	0.2876		0.0696	0.100	-30.4	50.0
Methacrylonitrile	Ave	0.2777	0.1969		0.355	0.500	-29.1	50.0
Isooctane	Ave	1.020	0.9266		0.0454	0.0500	-9.2	50.0
Tert-amyl methyl ether	Ave	0.7819	0.5934		0.0379	0.0500	-24.1	50.0
n-Butanol	Ave	0.0138	0.0093		0.842	1.25	-32.7	50.0
Ethyl acrylate	Ave	0.4635	0.3512		0.0379	0.0500	-24.2	50.0
Methyl methacrylate	Ave	0.3630	0.2552		0.0703	0.100	-29.7	50.0
2-Nitropropane	Qua		0.0495		0.106	0.100	5.9	50.0
n-Butyl acetate	Ave	0.8336	0.5740		0.0344	0.0500	-31.1	50.0
1-Chlorohexane	Ave	0.4501	0.4220		0.0469	0.0500	-6.2	50.0
Cyclohexanone	Lin1		0.0115		0.313	0.500	-37.3	50.0
Pentachloroethane	Lin1		0.2245		0.0575	0.100	-42.5	50.0
1,2,3-Trimethylbenzene	Ave	2.752	2.257		0.0410	0.0500	-18.0	50.0
Benzyl chloride	Qua		0.1845		0.0370	0.0500	-26.0	50.0
1,3,5-Trichlorobenzene	Ave	0.9850	0.9925		0.0504	0.0500	0.8	50.0
2-Methylnaphthalene	Ave	1.970	1.603		0.0813	0.100	-18.7	50.0
1-Methylnaphthalene	Ave	1.896	1.446		0.0763	0.100	-23.7	50.0

FORM VII
GC/MS VOA CONTINUING CALIBRATION DATA

Lab Name: Eurofins TestAmerica, Canton Job No.: 240-123986-1

SDG No.:

Lab Sample ID: CCVIS 240-417294/10 Calibration Date: 12/26/2019 15:37

Instrument ID: A3UX14 Calib Start Date: 11/02/2019 13:21

GC Column: DB-624 ID: 0.18(mm) Calib End Date: 11/02/2019 16:19

Lab File ID: 1423267.D Conc. Units: ng/uL Heated Purge: (Y/N) Y

ANALYTE	CURVE TYPE	AVE RRF	RRF	MIN RRF	CALC AMOUNT	SPIKE AMOUNT	%D	MAX %D
Dichlorodifluoromethane	Ave	0.1667	0.1508		0.0181	0.0200	-9.6	50.0
Chloromethane	Ave	0.3912	0.2907	0.1000	0.0149	0.0200	-25.7	50.0
Vinyl chloride	Ave	0.3313	0.2828		0.0171	0.0200	-14.6	20.0
Butadiene	Ave	0.3614	0.2670		0.0148	0.0200	-26.1	50.0
Bromomethane	Ave	0.1925	0.1996		0.0207	0.0200	3.7	50.0
Chloroethane	Ave	0.1962	0.1768		0.0180	0.0200	-9.9	50.0
Dichlorofluoromethane	Ave	0.3927	0.3621		0.0184	0.0200	-7.8	50.0
Trichlorofluoromethane	Ave	0.3375	0.3569		0.0212	0.0200	5.8	50.0
Ethyl ether	Ave	0.3662	0.3225		0.0440	0.0500	-11.9	50.0
Acrolein	Ave	0.0845	0.0513		0.152	0.250	-39.3	50.0
1,1-Dichloroethene	Ave	0.2704	0.2881		0.0533	0.0500	6.6	20.0
1,1,2-Trichlorotrifluoroethane	Ave	0.1760	0.1663		0.0472	0.0500	-5.6	50.0
Acetone	Lin1		0.0912		0.0662	0.100	-33.8	50.0
Iodomethane	Ave	0.4505	0.3953		0.0439	0.0500	-12.3	50.0
Carbon disulfide	Ave	0.6896	0.6987		0.0507	0.0500	1.3	50.0
3-Chloro-1-propene	Ave	0.1499	0.1566		0.0522	0.0500	4.4	50.0
Methyl acetate	Ave	0.3157	0.2321		0.0735	0.100	-26.5	50.0
Methylene Chloride	Ave	0.2558	0.2578		0.0504	0.0500	0.8	50.0
tert-Butyl alcohol	Ave	0.0329	0.0202		0.307	0.500	-38.5	50.0
Acrylonitrile	Ave	0.1430	0.1126		0.394	0.500	-21.2	50.0
trans-1,2-Dichloroethene	Ave	0.2588	0.2707		0.0523	0.0500	4.6	50.0
Methyl tert-butyl ether	Ave	0.6606	0.5830		0.0441	0.0500	-11.7	50.0
Hexane	Ave	0.0705	0.0771		0.0547	0.0500	9.3	20.0
1,1-Dichloroethane	Ave	0.4837	0.4584	0.1000	0.0474	0.0500	-5.2	50.0
Vinyl acetate	Ave	0.0569	0.0579		0.0508	0.0500	1.6	50.0
2,2-Dichloropropane	Ave	0.0520	0.0477		0.0459	0.0500	-8.2	50.0
cis-1,2-Dichloroethene	Ave	0.2855	0.2970		0.0520	0.0500	4.0	50.0
2-Butanone (MEK)	Ave	0.1928	0.1514		0.0785	0.100	-21.5	50.0
Bromochloromethane	Ave	0.1407	0.1483		0.0527	0.0500	5.4	50.0
Tetrahydrofuran	Ave	0.1341	0.0998		0.0744	0.100	-25.6	50.0
Chloroform	Ave	0.3876	0.3805		0.0491	0.0500	-1.8	20.0
1,1,1-Trichloroethane	Ave	0.2639	0.2552		0.0484	0.0500	-3.3	50.0
Cyclohexane	Ave	0.4844	0.4456		0.0460	0.0500	-8.0	50.0
Carbon tetrachloride	Ave	0.2293	0.2240		0.0488	0.0500	-2.3	50.0
1,1-Dichloropropene	Ave	0.3103	0.3282		0.0529	0.0500	5.8	50.0
Benzene	Ave	1.035	1.066		0.0515	0.0500	3.0	50.0
1,2-Dichloroethane	Ave	0.3306	0.2916		0.0441	0.0500	-11.8	50.0
Isobutyl alcohol	Ave	0.0129	0.0097		0.939	1.25	-24.8	50.0
n-Heptane	Ave	0.0785	0.0868		0.0552	0.0500	10.5	50.0
Trichloroethene	Ave	0.2510	0.2877		0.0573	0.0500	14.6	50.0

FORM VII
GC/MS VOA CONTINUING CALIBRATION DATA

Lab Name: Eurofins TestAmerica, Canton Job No.: 240-123986-1

SDG No.:

Lab Sample ID: CCVIS 240-417294/10 Calibration Date: 12/26/2019 15:37

Instrument ID: A3UX14 Calib Start Date: 11/02/2019 13:21

GC Column: DB-624 ID: 0.18(mm) Calib End Date: 11/02/2019 16:19

Lab File ID: 1423267.D Conc. Units: ng/uL Heated Purge: (Y/N) Y

ANALYTE	CURVE TYPE	AVE RRF	RRF	MIN RRF	CALC AMOUNT	SPIKE AMOUNT	%D	MAX %D
Methylcyclohexane	Ave	0.4204	0.4513		0.0537	0.0500	7.3	50.0
1,2-Dichloropropane	Ave	0.3033	0.2896		0.0477	0.0500	-4.5	20.0
Dibromomethane	Ave	0.1507	0.1520		0.0504	0.0500	0.9	50.0
1,4-Dioxane	Ave	0.0028	0.0025		0.902	1.00	-9.8	50.0
Bromodichloromethane	Ave	0.2739	0.2824		0.0515	0.0500	3.1	50.0
2-Chloroethyl vinyl ether	Ave	0.1927	0.1523		0.0791	0.100	-20.9	50.0
cis-1,3-Dichloropropene	Ave	0.3995	0.3971		0.0497	0.0500	-0.6	50.0
4-Methyl-2-pentanone (MIBK)	Ave	0.5098	0.3952		0.0775	0.100	-22.5	50.0
Toluene	Ave	1.445	1.456		0.0504	0.0500	0.8	20.0
trans-1,3-Dichloropropene	Ave	0.4674	0.4193		0.0449	0.0500	-10.3	50.0
Ethyl methacrylate	Ave	0.4655	0.4249		0.0456	0.0500	-8.7	50.0
1,1,2-Trichloroethane	Ave	0.2953	0.2918		0.0494	0.0500	-1.2	50.0
Tetrachloroethene	Ave	0.2679	0.2957		0.0552	0.0500	10.4	50.0
1,3-Dichloropropane	Ave	0.5246	0.5106		0.0487	0.0500	-2.7	50.0
2-Hexanone	Ave	0.3446	0.2723		0.0790	0.100	-21.0	50.0
Chlorodibromomethane	Ave	0.2816	0.2947		0.0523	0.0500	4.7	50.0
1,2-Dibromoethane	Ave	0.2976	0.3009		0.0506	0.0500	1.1	50.0
Chlorobenzene	Ave	0.9094	0.9419	0.3000	0.0518	0.0500	3.6	50.0
1,1,1,2-Tetrachloroethane	Ave	0.2723	0.2884		0.0529	0.0500	5.9	50.0
Ethylbenzene	Ave	0.4834	0.5006		0.0518	0.0500	3.6	20.0
m-Xylene & p-Xylene	Ave	0.5878	0.6081		0.0517	0.0500	3.5	50.0
o-Xylene	Ave	0.5938	0.6018		0.0507	0.0500	1.4	50.0
Styrene	Ave	1.035	1.037		0.0501	0.0500	0.2	50.0
Bromoform	Lin1		0.1941	0.1000	0.0587	0.0500	17.3	50.0
Isopropylbenzene	Ave	1.290	1.391		0.0539	0.0500	7.8	50.0
Bromobenzene	Ave	0.7699	0.8374		0.0544	0.0500	8.8	50.0
1,1,2,2-Tetrachloroethane	Ave	0.8002	0.7858	0.3000	0.0491	0.0500	-1.8	50.0
1,2,3-Trichloropropane	Ave	0.2386	0.2201		0.0461	0.0500	-7.7	50.0
trans-1,4-Dichloro-2-butene	Ave	0.2339	0.2051		0.0439	0.0500	-12.3	50.0
N-Propylbenzene	Ave	0.8411	0.9030		0.0537	0.0500	7.4	50.0
2-Chlorotoluene	Ave	0.7167	0.7813		0.0545	0.0500	9.0	50.0
1,3,5-Trimethylbenzene	Ave	2.351	2.411		0.0513	0.0500	2.6	50.0
4-Chlorotoluene	Ave	0.8055	0.8404		0.0522	0.0500	4.3	50.0
tert-Butylbenzene	Ave	1.918	2.072		0.0540	0.0500	8.1	50.0
1,2,4-Trimethylbenzene	Ave	2.317	2.320		0.0501	0.0500	0.2	50.0
sec-Butylbenzene	Ave	2.779	3.055		0.0550	0.0500	10.0	50.0
1,3-Dichlorobenzene	Ave	1.393	1.443		0.0518	0.0500	3.6	50.0
4-Isopropyltoluene	Ave	2.508	2.605		0.0519	0.0500	3.9	50.0
1,4-Dichlorobenzene	Ave	1.459	1.497		0.0513	0.0500	2.6	50.0
1,2-Dichlorobenzene	Ave	1.402	1.409		0.0503	0.0500	0.5	50.0
n-Butylbenzene	Ave	2.224	2.290		0.0515	0.0500	3.0	50.0

FORM VII
GC/MS VOA CONTINUING CALIBRATION DATA

Lab Name: Eurofins TestAmerica, Canton Job No.: 240-123986-1

SDG No.:

Lab Sample ID: CCVIS 240-417294/10 Calibration Date: 12/26/2019 15:37

Instrument ID: A3UX14 Calib Start Date: 11/02/2019 13:21

GC Column: DB-624 ID: 0.18(mm) Calib End Date: 11/02/2019 16:19

Lab File ID: 1423267.D Conc. Units: ng/uL Heated Purge: (Y/N) Y

ANALYTE	CURVE TYPE	AVE RRF	RRF	MIN RRF	CALC AMOUNT	SPIKE AMOUNT	%D	MAX %D
1,2-Dibromo-3-Chloropropane	Ave	0.1363	0.1343		0.0493	0.0500	-1.4	50.0
1,2,4-Trichlorobenzene	Ave	0.8899	0.8533		0.0479	0.0500	-4.1	50.0
Hexachlorobutadiene	Ave	0.3563	0.3878		0.0544	0.0500	8.9	50.0
Naphthalene	Ave	2.510	2.080		0.0414	0.0500	-17.1	50.0
1,2,3-Trichlorobenzene	Ave	0.8561	0.8162		0.0477	0.0500	-4.7	50.0
Dibromofluoromethane (Surr)	Lin1		0.2281		0.0446	0.0500	-10.8	50.0
1,2-Dichloroethane-d4 (Surr)	Lin1		0.2179		0.0385	0.0500	-23.0	50.0
Toluene-d8 (Surr)	Lin1		1.248		0.0453	0.0500	-9.5	50.0
4-Bromofluorobenzene (Surr)	Qua		0.8735		0.0450	0.0500	-10.0	50.0

FORM V
GC/MS VOA INSTRUMENT PERFORMANCE CHECK
BROMOFLUOROBENZENE (BFB)

Lab Name: Eurofins TestAmerica, Canton Job No.: 240-123986-1

SDG No.:

Lab File ID: BFB18690.D BFB Injection Date: 11/15/2019

Instrument ID: A3UX18 BFB Injection Time: 14:53

Analysis Batch No.: 411174

M/E	ION ABUNDANCE CRITERIA	% RELATIVE ABUNDANCE	
50	15.0 - 40.0 % of mass 95	22.8	
75	30.0 - 60.0 % of mass 95	48.8	
95	Base Peak, 100% relative abundance	100.0	
96	5.0 - 9.0 % of mass 95	6.8	
173	Less than 2.0 % of mass 174	0.0	(0.0) 1
174	50.0 - 120.00 % of mass 95	67.1	
175	5.0 - 9.0 % of mass 174	4.9	(7.3) 1
176	95.0 - 101.0 % of mass 174	64.8	(96.6) 1
177	5.0 - 9.0 % of mass 176	4.2	(6.5) 2

1-Value is % mass 174 2-Value is % mass 176

THIS CHECK APPLIES TO THE FOLLOWING SAMPLES, MS, MSD, BLANKS AND STANDARDS:

CLIENT SAMPLE ID	LAB SAMPLE ID	LAB FILE ID	DATE ANALYZED	TIME ANALYZED
	IC 240-411174/3	181402.D	11/15/2019	15:42
	IC 240-411174/4	181403.D	11/15/2019	16:07
	IC 240-411174/5	181404.D	11/15/2019	16:32
	ICIS 240-411174/6	181405.D	11/15/2019	16:57
	IC 240-411174/7	181406.D	11/15/2019	17:22
	IC 240-411174/8	181407.D	11/15/2019	17:47
	IC 240-411174/9	181408.D	11/15/2019	18:13
	IC 240-411174/10	181409.D	11/15/2019	18:37
	IC 240-411174/11	181410.D	11/15/2019	19:02
	ICV 240-411174/12	181411.D	11/15/2019	19:28

FORM VI
GC/MS VOA BY INTERNAL STANDARD - INITIAL CALIBRATION DATA
CURVE EVALUATION

Lab Name: Eurofins TestAmerica, Canton Job No.: 240-123986-1 Analy Batch No.: 411174

SDG No.:

Instrument ID: A3UX18 GC Column: DB-624 ID: 0.18(mm) Heated Purge: (Y/N) Y

Calibration Start Date: 11/15/2019 15:42 Calibration End Date: 11/15/2019 19:02 Calibration ID: 54341

Calibration Files:

LEVEL:	LAB SAMPLE ID:	LAB FILE ID:
Level 1	IC 240-411174/11	181410.D
Level 2	IC 240-411174/10	181409.D
Level 3	IC 240-411174/9	181408.D
Level 4	IC 240-411174/8	181407.D
Level 5	IC 240-411174/7	181406.D
Level 6	ICIS 240-411174/6	181405.D
Level 7	IC 240-411174/5	181404.D
Level 8	IC 240-411174/4	181403.D
Level 9	IC 240-411174/3	181402.D

ANALYTE	RRF					CURVE TYPE	COEFFICIENT			#	MIN RRF	%RSD	#	MAX %RSD	R^2 OR COD	#	MIN R^2 OR COD
	LVL 1 LVL 6	LVL 2 LVL 7	LVL 3 LVL 8	LVL 4 LVL 9	LVL 5		B	M1	M2								
Dichlorodifluoromethane	+++++ 0.2424	+++++ 0.2483	0.2200 0.2358	0.2147 0.2387	0.2265	Ave		0.2323				5.3		15.0			
Chloromethane	+++++ 0.3494	0.3176 0.3434	0.3400 0.3430	0.3136 0.3453	0.3327	Ave		0.3356			0.1000	4.0		15.0			
Vinyl chloride	0.1821 0.2677	0.2286 0.2682	0.2237 0.2648	0.2389 0.2659	0.2500	Ave		0.2433				11.8		15.0			
Butadiene	0.3528 0.3221	0.2671 0.3318	0.2985 0.3214	0.3102 0.3216	0.3064	Ave		0.3147				7.5		15.0			
Bromomethane	0.2029 0.1595	0.1852 +++++	0.1494 +++++	0.1669 +++++	0.1586	Ave		0.1704				11.7		15.0			
Chloroethane	0.1467 0.1719	0.1502 0.1659	0.1490 0.1444	0.1566 +++++	0.1683	Ave		0.1566				6.8		15.0			
Dichlorofluoromethane	0.4191 0.3735	0.4527 0.3658	0.3760 0.3562	0.3686 0.3482	0.3695	Ave		0.3811				8.7		15.0			
Trichlorofluoromethane	+++++ 0.3497	0.2586 0.3547	0.2976 0.3482	0.3192 0.3439	0.3307	Ave		0.3253				10.1		15.0			
Ethyl ether	0.2016 0.2419	0.2243 0.2599	0.2419 0.2437	0.2389 0.2421	0.2474	Ave		0.2380				6.9		15.0			
Acrolein	0.0450 0.0331	0.0401 0.0389	0.0389 0.0337	0.0336 0.0337	0.0352	Ave		0.0369				11.0		15.0			
1,1-Dichloroethene	+++++ 0.2078	0.1690 0.2153	0.1872 0.2099	0.2007 0.1993	0.2113	Ave		0.2001				7.7		15.0			
1,1,2-Trichlorotrifluoroethane	+++++ 0.1517	+++++ 0.1592	0.1288 0.1501	0.1435 0.1432	0.1519	Ave		0.1469				6.6		15.0			
Acetone	+++++ 0.0564	0.1181 0.0721	0.0923 0.0570	0.0673 0.0572	0.0677	Lin1	0.2672	0.0587							0.9910		0.9900

Note: The M1 coefficient is the same as Ave RRF for an Ave curve type.

FORM VI
GC/MS VOA BY INTERNAL STANDARD - INITIAL CALIBRATION DATA
CURVE EVALUATION

Lab Name: Eurofins TestAmerica, Canton Job No.: 240-123986-1 Analy Batch No.: 411174

SDG No.:

Instrument ID: A3UX18 GC Column: DB-624 ID: 0.18(mm) Heated Purge: (Y/N) Y

Calibration Start Date: 11/15/2019 15:42 Calibration End Date: 11/15/2019 19:02 Calibration ID: 54341

ANALYTE	RRF					CURVE TYPE	COEFFICIENT			#	MIN RRF	%RSD	#	MAX %RSD	R^2 OR COD	#	MIN R^2 OR COD
	LVL 1 LVL 6	LVL 2 LVL 7	LVL 3 LVL 8	LVL 4 LVL 9	LVL 5		B	M1	M2								
Iodomethane	0.3021 0.3629	0.3146 0.3684	0.3229 0.3645	0.3369 0.3520	0.3555	Ave		0.3422				7.1		15.0			
Carbon disulfide	0.5157 0.7335	0.6181 0.7428	0.6342 0.7204	0.6914 0.6860	0.7251	Ave		0.6741				10.9		15.0			
3-Chloro-1-propene	+++++ 0.1598	+++++ 0.1640	0.1346 0.1634	0.1492 0.1580	0.1616	Ave		0.1558				6.8		15.0			
Methyl acetate	0.1511 0.1724	0.1656 0.2068	0.1748 0.1729	0.1678 0.1742	0.1853	Ave		0.1745				8.7		15.0			
Methylene Chloride	0.2644 0.2538	0.2724 0.2574	0.2425 0.2552	0.2501 0.2491	0.2537	Ave		0.2554				3.4		15.0			
tert-Butyl alcohol	0.0195 0.0218	0.0196 0.0292	0.0232 0.0212	0.0214 0.0213	0.0245	Ave		0.0224				13.3		15.0			
Acrylonitrile	0.0752 0.0768	0.0747 0.0891	0.0783 0.0758	0.0756 0.0763	0.0821	Ave		0.0782				6.0		15.0			
trans-1,2-Dichloroethene	0.1821 0.2634	0.2474 0.2647	0.2365 0.2603	0.2496 0.2530	0.2621	Ave		0.2466				10.5		15.0			
Methyl tert-butyl ether	0.5001 0.6270	0.5925 0.6986	0.5838 0.6291	0.5946 0.6238	0.6384	Ave		0.6098				8.8		15.0			
Hexane	+++++ 0.0786	0.0611 0.0829	0.0650 0.0803	0.0746 0.0775	0.0774	Ave		0.0747				10.2		15.0			
1,1-Dichloroethane	0.3641 0.5234	0.4888 0.5286	0.4880 0.5238	0.5110 0.5091	0.5268	Ave		0.4960			0.1000	10.4		15.0			
Vinyl acetate	+++++ 0.0420	0.0353 0.0495	0.0414 0.0445	0.0375 0.0447	0.0432	Ave		0.0423				10.4		15.0			
2,2-Dichloropropane	+++++ 0.0688	0.0511 0.0709	0.0573 0.0681	0.0626 0.0641	0.0675	Ave		0.0638				10.5		15.0			
cis-1,2-Dichloroethene	0.2529 0.2922	0.2756 0.2926	0.2740 0.2911	0.2909 0.2857	0.2966	Ave		0.2835				4.9		15.0			
2-Butanone (MEK)	0.1193 0.1019	0.1045 0.1251	0.1011 0.0993	0.0933 0.1003	0.1135	Ave		0.1065				9.8		15.0			
Bromochloromethane	0.1218 0.1302	0.1267 0.1335	0.1231 0.1306	0.1246 0.1295	0.1311	Ave		0.1279				3.1		15.0			
Tetrahydrofuran	+++++ 0.0699	0.0638 0.0871	0.0854 0.0699	0.0700 0.0697	0.0765	Ave		0.0740				11.2		15.0			
Chloroform	0.3705 0.4601	0.4570 0.4599	0.4488 0.4569	0.4515 0.4477	0.4651	Ave		0.4464				6.5		15.0			
1,1,1-Trichloroethane	+++++ 0.3862	0.3286 0.3923	0.3476 0.3769	0.3781 0.3571	0.3905	Ave		0.3697				6.2		15.0			
Cyclohexane	+++++ 0.5521	0.4771 0.5642	0.5234 0.5318	0.5536 0.5010	0.5669	Ave		0.5338				6.0		15.0			

Note: The M1 coefficient is the same as Ave RRF for an Ave curve type.

FORM VI
GC/MS VOA BY INTERNAL STANDARD - INITIAL CALIBRATION DATA
CURVE EVALUATION

Lab Name: Eurofins TestAmerica, Canton Job No.: 240-123986-1 Analy Batch No.: 411174

SDG No.:

Instrument ID: A3UX18 GC Column: DB-624 ID: 0.18(mm) Heated Purge: (Y/N) Y

Calibration Start Date: 11/15/2019 15:42 Calibration End Date: 11/15/2019 19:02 Calibration ID: 54341

ANALYTE	RRF					CURVE TYPE	COEFFICIENT			#	MIN RRF	%RSD	#	MAX %RSD	R^2 OR COD	#	MIN R^2 OR COD
	LVL 1 LVL 6	LVL 2 LVL 7	LVL 3 LVL 8	LVL 4 LVL 9	LVL 5		B	M1	M2								
1,1-Dichloropropene	+++++ 0.3707	0.3292 0.3744	0.3341 0.3571	0.3584 0.3406	0.3744	Ave		0.3549				5.1		15.0			
Carbon tetrachloride	+++++ 0.3417	0.2626 0.3514	0.2919 0.3398	0.3192 0.3247	0.3395	Ave		0.3214				9.3		15.0			
Isobutyl alcohol	0.0101 0.0113	0.0115 0.0145	0.0115 0.0106	0.0104 0.0104	0.0121	Ave		0.0114				11.8		15.0			
Benzene	0.8757 1.0821	1.0161 1.0700	0.9986 1.0361	1.0700 1.0002	1.0878	Ave		1.0263				6.4		15.0			
1,2-Dichloroethane	+++++ 0.3824	0.3681 0.3993	0.3730 0.3767	0.3778 0.3727	0.3960	Ave		0.3807				3.0		15.0			
n-Heptane	+++++ 0.0960	0.0719 0.1012	0.0771 0.0966	0.0923 0.0928	0.0941	Ave		0.0902				11.3		15.0			
Trichloroethene	0.2092 0.2732	0.2490 0.2768	0.2455 0.2669	0.2685 0.2572	0.2733	Ave		0.2577				8.3		15.0			
Methylcyclohexane	+++++ 0.4760	0.4090 0.4917	0.4293 0.4600	0.4871 0.4373	0.4903	Ave		0.4601				6.9		15.0			
1,2-Dichloropropane	0.2255 0.3025	0.2837 0.3066	0.2776 0.2982	0.2983 0.2913	0.3088	Ave		0.2881				8.9		15.0			
Dibromomethane	0.1082 0.1345	0.1291 0.1464	0.1310 0.1352	0.1330 0.1340	0.1426	Ave		0.1327				8.1		15.0			
1,4-Dioxane	+++++ 0.0018	+++++ 0.0022	0.0015 0.0018	0.0015 0.0018	0.0020	Ave		0.0018				13.7		15.0			
Bromodichloromethane	0.2799 0.3430	0.3171 0.3513	0.2992 0.3435	0.3246 0.3402	0.3398	Ave		0.3265				7.3		15.0			
2-Chloroethyl vinyl ether	+++++ 0.1214	0.1007 0.1429	0.1064 0.1286	0.1047 0.1292	0.1180	Ave		0.1190				12.2		15.0			
cis-1,3-Dichloropropene	0.3091 0.4486	0.3939 0.4592	0.3935 0.4449	0.4183 0.4413	0.4371	Ave		0.4162				11.2		15.0			
4-Methyl-2-pentanone (MIBK)	0.2773 0.3111	0.2916 0.3773	0.3360 0.3071	0.3082 0.3053	0.3351	Ave		0.3166				9.3		15.0			
Toluene	1.3155 1.5238	1.5112 1.5277	1.4255 1.5254	1.5130 1.4622	1.5203	Ave		1.4805				4.8		15.0			
trans-1,3-Dichloropropene	0.3559 0.5140	0.4374 0.5483	0.4415 0.5296	0.4608 0.5273	0.4900	Ave		0.4783				12.7		15.0			
Ethyl methacrylate	0.3546 0.4217	0.4165 0.4681	0.4163 0.4112	0.4089 0.4099	0.4305	Ave		0.4153				7.0		15.0			
1,1,2-Trichloroethane	0.2276 0.2623	0.2649 0.2745	0.2753 0.2596	0.2576 0.2561	0.2636	Ave		0.2602				5.4		15.0			
Tetrachloroethene	0.1880 0.2517	0.2308 0.2566	0.2276 0.2532	0.2459 0.2391	0.2463	Ave		0.2377				8.9		15.0			

Note: The M1 coefficient is the same as Ave RRF for an Ave curve type.

FORM VI
GC/MS VOA BY INTERNAL STANDARD - INITIAL CALIBRATION DATA
CURVE EVALUATION

Lab Name: Eurofins TestAmerica, Canton Job No.: 240-123986-1 Analy Batch No.: 411174

SDG No.:

Instrument ID: A3UX18 GC Column: DB-624 ID: 0.18(mm) Heated Purge: (Y/N) Y

Calibration Start Date: 11/15/2019 15:42 Calibration End Date: 11/15/2019 19:02 Calibration ID: 54341

ANALYTE	RRF					CURVE TYPE	COEFFICIENT			#	MIN RRF	%RSD	#	MAX %RSD	R^2 OR COD	#	MIN R^2 OR COD
	LVL 1 LVL 6	LVL 2 LVL 7	LVL 3 LVL 8	LVL 4 LVL 9	LVL 5		B	M1	M2								
1,3-Dichloropropane	0.3782 0.4870	0.4710 0.5153	0.4902 0.4809	0.4851 0.4749	0.4958	Ave		0.4754				8.1		15.0			
2-Hexanone	0.1827 0.2191	0.1985 0.2628	0.2145 0.2072	0.2053 0.2075	0.2320	Ave		0.2144				10.6		15.0			
Chlorodibromomethane	0.2441 0.3001	0.2396 0.3218	0.2661 0.3120	0.2667 0.3137	0.2916	Ave		0.2840				10.8		15.0			
1,2-Dibromoethane	0.2140 0.2497	0.2379 0.2705	0.2434 0.2491	0.2415 0.2488	0.2576	Ave		0.2458				6.2		15.0			
Chlorobenzene	0.8573 0.9890	0.9517 0.9870	0.9061 0.9778	0.9545 0.9458	0.9673	Ave		0.9485			0.3000	4.5		15.0			
1,1,1,2-Tetrachloroethane	0.2680 0.3331	0.2840 0.3378	0.2920 0.3393	0.3050 0.3294	0.3233	Ave		0.3124				8.4		15.0			
Ethylbenzene	0.4272 0.5335	0.5124 0.5306	0.4774 0.5149	0.5043 0.4929	0.5184	Ave		0.5013				6.6		15.0			
m-Xylene & p-Xylene	0.5360 0.6539	0.6075 0.6565	0.5764 0.6394	0.6345 0.6050	0.6274	Ave		0.6152				6.4		15.0			
o-Xylene	0.5184 0.6322	0.5994 0.6265	0.5777 0.5995	0.6255 0.5804	0.6202	Ave		0.5978				6.0		15.0			
Styrene	0.9102 1.0807	1.0843 1.0742	0.9900 1.0371	1.0261 1.0049	1.0577	Ave		1.0295				5.4		15.0			
Bromoform	+++++ 0.1487	+++++ 0.1688	0.1204 0.1547	0.1250 0.1558	0.1424	Ave		0.1451			0.1000	12.0		15.0			
Isopropylbenzene	1.2349 1.5978	1.4697 1.5892	1.3800 1.4963	1.5387 1.4173	1.5499	Ave		1.4749				7.9		15.0			
1,1,2,2-Tetrachloroethane	0.5527 0.6510	0.6236 0.7309	0.6534 0.6362	0.6404 0.6264	0.6845	Ave		0.6443			0.3000	7.5		15.0			
Bromobenzene	0.6727 0.8210	0.7853 0.8336	0.7127 0.8244	0.8010 0.7957	0.8090	Ave		0.7839				7.0		15.0			
1,2,3-Trichloropropane	0.1474 0.1970	0.1965 0.2271	0.2004 0.2004	0.2039 0.1987	0.2152	Ave		0.1985				10.9		15.0			
trans-1,4-Dichloro-2-butene	+++++ 0.2419	+++++ 0.2837	0.2118 0.2528	0.2097 0.2542	0.2394	Ave		0.2419				10.6		15.0			
N-Propylbenzene	0.7726 1.0634	0.9661 1.0532	0.8520 1.0429	1.0137 0.9742	1.0047	Ave		0.9714				10.1		15.0			
2-Chlorotoluene	0.6460 0.8728	0.8251 0.8755	0.7480 0.8679	0.8308 0.8284	0.8255	Ave		0.8133				9.1		15.0			
1,3,5-Trimethylbenzene	2.3098 3.0156	2.8315 3.0023	2.5785 2.8803	2.9111 2.7179	2.9489	Ave		2.7995				8.2		15.0			
4-Chlorotoluene	0.6837 0.9079	0.8687 0.9011	0.7779 0.8900	0.8699 0.8502	0.8749	Ave		0.8471				8.5		15.0			

Note: The M1 coefficient is the same as Ave RRF for an Ave curve type.

FORM VI
GC/MS VOA BY INTERNAL STANDARD - INITIAL CALIBRATION DATA
CURVE EVALUATION

Lab Name: Eurofins TestAmerica, Canton Job No.: 240-123986-1 Analy Batch No.: 411174

SDG No.:

Instrument ID: A3UX18 GC Column: DB-624 ID: 0.18(mm) Heated Purge: (Y/N) Y

Calibration Start Date: 11/15/2019 15:42 Calibration End Date: 11/15/2019 19:02 Calibration ID: 54341

ANALYTE	RRF					CURVE TYPE	COEFFICIENT			#	MIN RRF	%RSD	#	MAX %RSD	R^2 OR COD	#	MIN R^2 OR COD
	LVL 1 LVL 6	LVL 2 LVL 7	LVL 3 LVL 8	LVL 4 LVL 9	LVL 5		B	M1	M2								
tert-Butylbenzene	2.1552 2.7764	2.6024 2.8212	2.3661 2.6772	2.6638 2.5054	2.7437	Ave		2.5901				8.3		15.0			
1,2,4-Trimethylbenzene	2.4557 3.0979	3.0077 3.0263	2.6305 2.9764	2.9334 2.8573	2.9584	Ave		2.8826				7.2		15.0			
sec-Butylbenzene	2.8236 3.8145	3.4904 3.7648	3.1398 3.6486	3.6527 3.4294	3.6768	Ave		3.4934				9.3		15.0			
1,3-Dichlorobenzene	1.3146 1.5736	1.5507 1.5875	1.3603 1.5724	1.5174 1.5308	1.5264	Ave		1.5038				6.5		15.0			
4-Isopropyltoluene	2.5438 3.3754	3.1073 3.3285	2.7232 3.2735	3.1687 3.0670	3.2068	Ave		3.0883				9.1		15.0			
1,4-Dichlorobenzene	1.4563 1.5957	1.5798 1.5866	1.4329 1.5716	1.4854 1.5401	1.5288	Ave		1.5308				3.9		15.0			
n-Butylbenzene	2.1253 2.9829	2.7723 2.9427	2.3686 2.8554	2.8042 2.7131	2.8153	Ave		2.7089				10.4		15.0			
1,2-Dichlorobenzene	1.2732 1.4712	1.4815 1.4599	1.3488 1.4439	1.4241 1.4076	1.4132	Ave		1.4137				4.7		15.0			
1,2-Dibromo-3-Chloropropane	+++++ 0.1103	0.0938 0.1303	0.0953 0.1169	0.1023 0.1197	0.1147	Ave		0.1104				11.4		15.0			
1,2,4-Trichlorobenzene	0.9637 0.9557	0.9832 0.9678	0.8342 0.9838	0.9025 0.9825	0.9085	Ave		0.9424				5.4		15.0			
Hexachlorobutadiene	0.4183 0.4384	0.4459 0.4406	0.3644 0.4549	0.4142 0.4431	0.4166	Ave		0.4263				6.4		15.0			
Naphthalene	2.3083 2.1338	2.3064 2.3329	2.1537 2.1575	2.0790 2.1772	2.2119	Ave		2.2068				4.1		15.0			
1,2,3-Trichlorobenzene	0.9039 0.8598	0.9108 0.8940	0.8033 0.8657	0.8094 0.8778	0.8341	Ave		0.8621				4.6		15.0			
Dibromofluoromethane (Surr)	0.2165 0.2427	0.2389 0.2422	0.2065 0.2394	0.2353 0.2403	0.2457	Ave		0.2342				5.7		15.0			
1,2-Dichloroethane-d4 (Surr)	0.2363 0.2907	0.3081 0.3026	0.2677 0.2883	0.2809 0.2890	0.3001	Ave		0.2848				7.7		15.0			
Toluene-d8 (Surr)	1.1007 1.2667	1.2901 1.2466	1.1179 1.2448	1.2406 1.2240	1.2710	Ave		1.2225				5.5		15.0			
4-Bromofluorobenzene (Surr)	0.9943 1.0888	1.1462 1.0888	0.9304 1.0875	1.0559 1.0547	1.0660	Ave		1.0570				5.9		15.0			

Note: The M1 coefficient is the same as Ave RRF for an Ave curve type.

FORM VI
GC/MS VOA BY INTERNAL STANDARD - INITIAL CALIBRATION DATA
RESPONSE AND CONCENTRATION

Lab Name: Eurofins TestAmerica, Canton Job No.: 240-123986-1 Analy Batch No.: 411174

SDG No.:

Instrument ID: A3UX18 GC Column: DB-624 ID: 0.18(mm) Heated Purge: (Y/N) Y

Calibration Start Date: 11/15/2019 15:42 Calibration End Date: 11/15/2019 19:02 Calibration ID: 54341

Calibration Files:

LEVEL:	LAB SAMPLE ID:	LAB FILE ID:
Level 1	IC 240-411174/11	181410.D
Level 2	IC 240-411174/10	181409.D
Level 3	IC 240-411174/9	181408.D
Level 4	IC 240-411174/8	181407.D
Level 5	IC 240-411174/7	181406.D
Level 6	ICIS 240-411174/6	181405.D
Level 7	IC 240-411174/5	181404.D
Level 8	IC 240-411174/4	181403.D
Level 9	IC 240-411174/3	181402.D

ANALYTE	IS REF	CURVE TYPE	RESPONSE					CONCENTRATION (UG/L)				
			LVL 1 LVL 6	LVL 2 LVL 7	LVL 3 LVL 8	LVL 4 LVL 9	LVL 5	LVL 1 LVL 6	LVL 2 LVL 7	LVL 3 LVL 8	LVL 4 LVL 9	LVL 5
Dichlorodifluoromethane	FB	Ave	+++++ 132492	+++++ 273576	11946 515426	23066 649065	48662	+++++ 50.0	+++++ 100	5.00 200	10.0 250	20.0
Chloromethane	FB	Ave	+++++ 190964	6663 378416	18465 749708	33685 939017	71483	+++++ 50.0	2.00 100	5.00 200	10.0 250	20.0
Vinyl chloride	FB	Ave	1737 146283	4795 295579	12146 578886	25668 723026	53720	1.00 50.0	2.00 100	5.00 200	10.0 250	20.0
Butadiene	FB	Ave	3366 176001	5604 365628	16209 702634	33322 874618	65828	1.00 50.0	2.00 100	5.00 200	10.0 250	20.0
Bromomethane	FB	Ave	1936 87152	3885 +++++	8110 +++++	17927 +++++	34082	1.00 50.0	2.00 +++++	5.00 +++++	10.0 +++++	20.0
Chloroethane	FB	Ave	1400 93933	3150 182865	8093 315678	16822 +++++	36155	1.00 50.0	2.00 100	5.00 200	10.0 +++++	20.0
Dichlorofluoromethane	FB	Ave	3998 204094	9498 403137	20417 778595	39592 947002	79404	1.00 50.0	2.00 100	5.00 200	10.0 250	20.0
Trichlorofluoromethane	FB	Ave	+++++ 191128	5425 390873	16160 761179	34289 935309	71048	+++++ 50.0	2.00 100	5.00 200	10.0 250	20.0
Ethyl ether	FB	Ave	1923 132191	4705 286395	13138 532751	25658 658379	53150	1.00 50.0	2.00 100	5.00 200	10.0 250	20.0
Acrolein	FB	Ave	2145 90394	4211 214399	10564 368241	18054 457634	37824	5.00 250	10.0 500	25.0 1000	50.0 1250	100
1,1-Dichloroethene	FB	Ave	+++++ 113564	3546 237271	10163 458927	21556 542105	45411	+++++ 50.0	2.00 100	5.00 200	10.0 250	20.0
1,1,2-Trichlorotrifluoroethane	FB	Ave	+++++ 82909	+++++ 175381	6996 328038	15414 389302	32634	+++++ 50.0	+++++ 100	5.00 200	10.0 250	20.0
Acetone	FB	Lin1	+++++ 61595	4954 158820	10027 249045	14468 310861	29100	+++++ 100	4.00 200	10.0 400	20.0 500	40.0
Iodomethane	FB	Ave	2882 198323	6599 405948	17534 796807	36188 957194	76390	1.00 50.0	2.00 100	5.00 200	10.0 250	20.0

FORM VI
GC/MS VOA BY INTERNAL STANDARD - INITIAL CALIBRATION DATA
RESPONSE AND CONCENTRATION

Lab Name: Eurofins TestAmerica, Canton Job No.: 240-123986-1 Analy Batch No.: 411174

SDG No.:

Instrument ID: A3UX18 GC Column: DB-624 ID: 0.18(mm) Heated Purge: (Y/N) Y

Calibration Start Date: 11/15/2019 15:42 Calibration End Date: 11/15/2019 19:02 Calibration ID: 54341

ANALYTE	IS REF	CURVE TYPE	RESPONSE					CONCENTRATION (UG/L)				
			LVL 1 LVL 6	LVL 2 LVL 7	LVL 3 LVL 8	LVL 4 LVL 9	LVL 5	LVL 1 LVL 6	LVL 2 LVL 7	LVL 3 LVL 8	LVL 4 LVL 9	LVL 5
Carbon disulfide	FB	Ave	4920 400865	12966 818544	34438 1574681	74274 1865565	155801	1.00 50.0	2.00 100	5.00 200	10.0 250	20.0
3-Chloro-1-propene	FB	Ave	+++++ 87352	+++++ 180668	7311 357235	16027 429690	34725	+++++ 50.0	+++++ 100	5.00 200	10.0 250	20.0
Methyl acetate	FB	Ave	2883 188446	6947 455767	18988 755880	36052 947333	79625	2.00 100	4.00 200	10.0 400	20.0 500	40.0
Methylene Chloride	FB	Ave	2523 138688	5714 283651	13170 557851	26862 677281	54510	1.00 50.0	2.00 100	5.00 200	10.0 250	20.0
tert-Butyl alcohol	FB	Ave	1859 119152	4110 321310	12613 463302	22956 579717	52612	10.0 500	20.0 1000	50.0 2000	100 2500	200
Acrylonitrile	FB	Ave	7178 419475	15672 982169	42535 1657956	81206 2074129	176460	10.0 500	20.0 1000	50.0 2000	100 2500	200
trans-1,2-Dichloroethene	FB	Ave	1737 143931	5190 291642	12844 569099	26815 688082	56327	1.00 50.0	2.00 100	5.00 200	10.0 250	20.0
Methyl tert-butyl ether	FB	Ave	4771 342660	12430 769806	31702 1375122	63869 1696389	137171	1.00 50.0	2.00 100	5.00 200	10.0 250	20.0
Hexane	FB	Ave	+++++ 42974	1282 91331	3532 175493	8010 210797	16628	+++++ 50.0	2.00 100	5.00 200	10.0 250	20.0
1,1-Dichloroethane	FB	Ave	3474 286020	10254 582465	26500 1145086	54894 1384339	113200	1.00 50.0	2.00 100	5.00 200	10.0 250	20.0
Vinyl acetate	FB	Ave	+++++ 22941	740 54558	2250 97257	4029 121515	9276	+++++ 50.0	2.00 100	5.00 200	10.0 250	20.0
2,2-Dichloropropane	FB	Ave	+++++ 37605	1071 78113	3114 148906	6722 174261	14496	+++++ 50.0	2.00 100	5.00 200	10.0 250	20.0
cis-1,2-Dichloroethene	FB	Ave	2413 159700	5782 322489	14878 636243	31253 776996	63725	1.00 50.0	2.00 100	5.00 200	10.0 250	20.0
2-Butanone (MEK)	FB	Ave	2276 111383	4386 275806	10985 434037	20036 545752	48786	2.00 100	4.00 200	10.0 400	20.0 500	40.0
Bromochloromethane	FB	Ave	1162 71144	2658 147086	6683 285452	13384 352059	28161	1.00 50.0	2.00 100	5.00 200	10.0 250	20.0
Tetrahydrofuran	FB	Ave	+++++ 76383	2675 191927	9278 305558	15038 379087	32886	+++++ 100	4.00 200	10.0 400	20.0 500	40.0
Chloroform	FB	Ave	3535 251427	9588 506760	24368 998721	48502 1217524	99946	1.00 50.0	2.00 100	5.00 200	10.0 250	20.0
1,1,1-Trichloroethane	FB	Ave	+++++ 211037	6893 432304	18873 823825	40618 971180	83910	+++++ 50.0	2.00 100	5.00 200	10.0 250	20.0
Cyclohexane	FB	Ave	+++++ 301708	10008 621703	28422 1162492	59470 1362508	121801	+++++ 50.0	2.00 100	5.00 200	10.0 250	20.0
1,1-Dichloropropene	FB	Ave	+++++ 202585	6907 412597	18144 780587	38495 926309	80453	+++++ 50.0	2.00 100	5.00 200	10.0 250	20.0
Carbon tetrachloride	FB	Ave	+++++ 186756	5510 387222	15852 742834	34293 882960	72950	+++++ 50.0	2.00 100	5.00 200	10.0 250	20.0

FORM VI
GC/MS VOA BY INTERNAL STANDARD - INITIAL CALIBRATION DATA
RESPONSE AND CONCENTRATION

Lab Name: Eurofins TestAmerica, Canton Job No.: 240-123986-1 Analy Batch No.: 411174

SDG No.:

Instrument ID: A3UX18 GC Column: DB-624 ID: 0.18(mm) Heated Purge: (Y/N) Y

Calibration Start Date: 11/15/2019 15:42 Calibration End Date: 11/15/2019 19:02 Calibration ID: 54341

ANALYTE	IS REF	CURVE TYPE	RESPONSE					CONCENTRATION (UG/L)				
			LVL 1 LVL 6	LVL 2 LVL 7	LVL 3 LVL 8	LVL 4 LVL 9	LVL 5	LVL 1 LVL 6	LVL 2 LVL 7	LVL 3 LVL 8	LVL 4 LVL 9	LVL 5
Isobutyl alcohol	FB	Ave	2404 154492	6017 399451	15566 577335	28055 709692	65180	25.0 1250	50.0 2500	125 5000	250 6250	500
Benzene	FB	Ave	8355 591383	21316 1179088	54225 2264942	114940 2719896	233737	1.00 50.0	2.00 100	5.00 200	10.0 250	20.0
1,2-Dichloroethane	FB	Ave	+++++ 209008	7723 439988	20256 823489	40579 1013396	85084	+++++ 50.0	2.00 100	5.00 200	10.0 250	20.0
n-Heptane	FB	Ave	+++++ 52443	1509 111510	4184 211060	9919 252408	20226	+++++ 50.0	2.00 100	5.00 200	10.0 250	20.0
Trichloroethene	FB	Ave	1996 149280	5223 305075	13332 583427	28844 699401	58722	1.00 50.0	2.00 100	5.00 200	10.0 250	20.0
Methylcyclohexane	FB	Ave	+++++ 260147	8580 541785	23309 1005516	52321 1189281	105346	+++++ 50.0	2.00 100	5.00 200	10.0 250	20.0
1,2-Dichloropropane	FB	Ave	2151 165330	5952 337877	15076 651843	32043 792060	66350	1.00 50.0	2.00 100	5.00 200	10.0 250	20.0
Dibromomethane	FB	Ave	1032 73479	2709 161280	7114 295606	14282 364377	30638	1.00 50.0	2.00 100	5.00 200	10.0 250	20.0
1,4-Dioxane	FB	Ave	+++++ 19833	+++++ 48663	1620 77193	3284 96820	8404	+++++ 1000	+++++ 2000	100 4000	200 5000	400
Bromodichloromethane	FB	Ave	2670 187449	6653 387136	16248 750851	34866 925031	73011	1.00 50.0	2.00 100	5.00 200	10.0 250	20.0
2-Chloroethyl vinyl ether	FB	Ave	+++++ 132686	4226 314906	11554 562337	22496 702570	50713	+++++ 100	4.00 200	10.0 400	20.0 500	40.0
cis-1,3-Dichloropropene	FB	Ave	2949 245160	8264 505969	21367 972591	44932 1200064	93929	1.00 50.0	2.00 100	5.00 200	10.0 250	20.0
4-Methyl-2-pentanone (MIBK)	CBNZ d5	Ave	4142 257775	9226 630017	27155 984793	50298 1216278	110760	2.00 100	4.00 200	10.0 400	20.0 500	40.0
Toluene	CBNZ d5	Ave	9824 631329	23908 1275413	57599 2445452	123448 2912700	251258	1.00 50.0	2.00 100	5.00 200	10.0 250	20.0
trans-1,3-Dichloropropene	CBNZ d5	Ave	2658 212973	6920 457796	17838 849103	37600 1050301	80986	1.00 50.0	2.00 100	5.00 200	10.0 250	20.0
Ethyl methacrylate	CBNZ d5	Ave	2648 174731	6589 390818	16821 659160	33360 816562	71146	1.00 50.0	2.00 100	5.00 200	10.0 250	20.0
1,1,2-Trichloroethane	CBNZ d5	Ave	1700 108672	4191 229146	11124 416105	21018 510114	43558	1.00 50.0	2.00 100	5.00 200	10.0 250	20.0
Tetrachloroethene	CBNZ d5	Ave	1404 104298	3651 214220	9196 405960	20066 476338	40705	1.00 50.0	2.00 100	5.00 200	10.0 250	20.0
1,3-Dichloropropane	CBNZ d5	Ave	2824 201772	7451 430225	19808 770938	39578 945983	81939	1.00 50.0	2.00 100	5.00 200	10.0 250	20.0
2-Hexanone	CBNZ d5	Ave	2728 181528	6282 438875	17331 664487	33502 826582	76691	2.00 100	4.00 200	10.0 400	20.0 500	40.0
Chlorodibromomethane	CBNZ d5	Ave	1823 124330	3790 268646	10752 500142	21764 624946	48197	1.00 50.0	2.00 100	5.00 200	10.0 250	20.0

FORM VI
GC/MS VOA BY INTERNAL STANDARD - INITIAL CALIBRATION DATA
RESPONSE AND CONCENTRATION

Lab Name: Eurofins TestAmerica, Canton Job No.: 240-123986-1 Analy Batch No.: 411174

SDG No.:

Instrument ID: A3UX18 GC Column: DB-624 ID: 0.18(mm) Heated Purge: (Y/N) Y

Calibration Start Date: 11/15/2019 15:42 Calibration End Date: 11/15/2019 19:02 Calibration ID: 54341

ANALYTE	IS REF	CURVE TYPE	RESPONSE					CONCENTRATION (UG/L)				
			LVL 1 LVL 6	LVL 2 LVL 7	LVL 3 LVL 8	LVL 4 LVL 9	LVL 5	LVL 1 LVL 6	LVL 2 LVL 7	LVL 3 LVL 8	LVL 4 LVL 9	LVL 5
1,2-Dibromoethane	CBNZ d5	Ave	1598 103465	3763 225851	9833 399378	19702 495686	42578	1.00 50.0	2.00 100	5.00 200	10.0 250	20.0
Chlorobenzene	CBNZ d5	Ave	6402 409749	15057 823991	36611 1567578	77874 1884006	159863	1.00 50.0	2.00 100	5.00 200	10.0 250	20.0
1,1,1,2-Tetrachloroethane	CBNZ d5	Ave	2001 138021	4493 282055	11799 543942	24888 656193	53432	1.00 50.0	2.00 100	5.00 200	10.0 250	20.0
Ethylbenzene	CBNZ d5	Ave	3190 221048	8107 442954	19291 825429	41144 981845	85680	1.00 50.0	2.00 100	5.00 200	10.0 250	20.0
m-Xylene & p-Xylene	CBNZ d5	Ave	4003 270942	9611 548063	23289 1024996	51771 1205121	103684	1.00 50.0	2.00 100	5.00 200	10.0 250	20.0
o-Xylene	CBNZ d5	Ave	3871 261950	9483 523088	23341 961035	51037 1156107	102503	1.00 50.0	2.00 100	5.00 200	10.0 250	20.0
Styrene	CBNZ d5	Ave	6797 447754	17154 896849	40004 1662695	83716 2001785	174798	1.00 50.0	2.00 100	5.00 200	10.0 250	20.0
Bromoform	CBNZ d5	Ave	+++++ 61610	+++++ 140962	4863 248058	10200 310417	23534	+++++ 50.0	+++++ 100	5.00 200	10.0 250	20.0
Isopropylbenzene	CBNZ d5	Ave	9222 662020	23252 1326810	55761 2398772	125539 2823386	256146	1.00 50.0	2.00 100	5.00 200	10.0 250	20.0
1,1,2,2-Tetrachloroethane	DCBd 4	Ave	1920 118246	4307 263296	11795 426812	22878 527323	49797	1.00 50.0	2.00 100	5.00 200	10.0 250	20.0
Bromobenzene	DCBd 4	Ave	2337 149116	5424 300297	12865 553122	28615 669865	58856	1.00 50.0	2.00 100	5.00 200	10.0 250	20.0
1,2,3-Trichloropropane	DCBd 4	Ave	512 35780	1357 81793	3618 134475	7285 167285	15657	1.00 50.0	2.00 100	5.00 200	10.0 250	20.0
trans-1,4-Dichloro-2-butene	DCBd 4	Ave	+++++ 43937	+++++ 102197	3823 169595	7492 213981	17416	+++++ 50.0	+++++ 100	5.00 200	10.0 250	20.0
N-Propylbenzene	DCBd 4	Ave	2684 193148	6673 379392	15380 699693	36215 820171	73095	1.00 50.0	2.00 100	5.00 200	10.0 250	20.0
2-Chlorotoluene	DCBd 4	Ave	2244 158531	5699 315388	13501 582283	29679 697387	60052	1.00 50.0	2.00 100	5.00 200	10.0 250	20.0
1,3,5-Trimethylbenzene	DCBd 4	Ave	8024 547722	19558 1081503	46544 1932449	103999 2288104	214531	1.00 50.0	2.00 100	5.00 200	10.0 250	20.0
4-Chlorotoluene	DCBd 4	Ave	2375 164907	6000 324581	14042 597087	31076 715749	63647	1.00 50.0	2.00 100	5.00 200	10.0 250	20.0
tert-Butylbenzene	DCBd 4	Ave	7487 504278	17975 1016237	42709 1796212	95165 2109191	199601	1.00 50.0	2.00 100	5.00 200	10.0 250	20.0
1,2,4-Trimethylbenzene	DCBd 4	Ave	8531 562669	20775 1090125	47483 1996903	104794 2405467	215226	1.00 50.0	2.00 100	5.00 200	10.0 250	20.0
sec-Butylbenzene	DCBd 4	Ave	9809 692837	24109 1356154	56676 2447945	130492 2887093	267485	1.00 50.0	2.00 100	5.00 200	10.0 250	20.0
1,3-Dichlorobenzene	DCBd 4	Ave	4567 285812	10711 571863	24555 1054924	54208 1288740	111047	1.00 50.0	2.00 100	5.00 200	10.0 250	20.0

FORM VI
GC/MS VOA BY INTERNAL STANDARD - INITIAL CALIBRATION DATA
RESPONSE AND CONCENTRATION

Lab Name: Eurofins TestAmerica, Canton Job No.: 240-123986-1 Analy Batch No.: 411174

SDG No.:

Instrument ID: A3UX18 GC Column: DB-624 ID: 0.18(mm) Heated Purge: (Y/N) Y

Calibration Start Date: 11/15/2019 15:42 Calibration End Date: 11/15/2019 19:02 Calibration ID: 54341

ANALYTE	IS REF	CURVE TYPE	RESPONSE					CONCENTRATION (UG/L)				
			LVL 1 LVL 6	LVL 2 LVL 7	LVL 3 LVL 8	LVL 4 LVL 9	LVL 5	LVL 1 LVL 6	LVL 2 LVL 7	LVL 3 LVL 8	LVL 4 LVL 9	LVL 5
4-Isopropyltoluene	DCBd 4	Ave	8837 613081	21463 1198994	49156 2196261	113202 2582035	233297	1.00 50.0	2.00 100	5.00 200	10.0 250	20.0
1,4-Dichlorobenzene	DCBd 4	Ave	5059 289832	10912 571529	25865 1054429	53065 1296584	111218	1.00 50.0	2.00 100	5.00 200	10.0 250	20.0
n-Butylbenzene	DCBd 4	Ave	7383 541795	19149 1060030	42755 1915758	100180 2284052	204814	1.00 50.0	2.00 100	5.00 200	10.0 250	20.0
1,2-Dichlorobenzene	DCBd 4	Ave	4423 267214	10233 525886	24347 968763	50875 1184980	102809	1.00 50.0	2.00 100	5.00 200	10.0 250	20.0
1,2-Dibromo-3-Chloropropane	DCBd 4	Ave	+++++ 20043	648 46928	1721 78449	3656 100780	8347	+++++ 50.0	2.00 100	5.00 200	10.0 250	20.0
1,2,4-Trichlorobenzene	DCBd 4	Ave	3348 173589	6791 348636	15058 660072	32242 827108	66093	1.00 50.0	2.00 100	5.00 200	10.0 250	20.0
Hexachlorobutadiene	DCBd 4	Ave	1453 79636	3080 158695	6578 305215	14799 373006	30308	1.00 50.0	2.00 100	5.00 200	10.0 250	20.0
Naphthalene	DCBd 4	Ave	8019 387567	15931 840346	38875 1447501	74274 1832952	160915	1.00 50.0	2.00 100	5.00 200	10.0 250	20.0
1,2,3-Trichlorobenzene	DCBd 4	Ave	3140 156162	6291 322024	14501 580784	28916 738954	60682	1.00 50.0	2.00 100	5.00 200	10.0 250	20.0
Dibromofluoromethane (Surr)	FB	Ave	2066 132629	5012 266915	11215 523328	25272 653559	52783	1.00 50.0	2.00 100	5.00 200	10.0 250	20.0
1,2-Dichloroethane-d4 (Surr)	FB	Ave	2254 158882	6464 333412	14535 630158	30176 785804	64484	1.00 50.0	2.00 100	5.00 200	10.0 250	20.0
Toluene-d8 (Surr)	CBNZ d5	Ave	8220 524806	20410 1040776	45169 1995681	101223 2438338	210062	1.00 50.0	2.00 100	5.00 200	10.0 250	20.0
4-Bromofluorobenzene (Surr)	DCBd 4	Ave	3454 197755	7917 392212	16794 729646	37722 887952	77553	1.00 50.0	2.00 100	5.00 200	10.0 250	20.0

Curve Type Legend:

Ave = Average ISTD
Lin1 = Linear 1/conc ISTD

FORM VII
GC/MS VOA CONTINUING CALIBRATION DATA

Lab Name: Eurofins TestAmerica, Canton Job No.: 240-123986-1

SDG No.:

Lab Sample ID: ICV 240-411174/12 Calibration Date: 11/15/2019 19:28

Instrument ID: A3UX18 Calib Start Date: 11/15/2019 15:42

GC Column: DB-624 ID: 0.18(mm) Calib End Date: 11/15/2019 19:02

Lab File ID: 181411.D Conc. Units: ng/uL Heated Purge: (Y/N) Y

ANALYTE	CURVE TYPE	AVE RRF	RRF	MIN RRF	CALC AMOUNT	SPIKE AMOUNT	%D	MAX %D
Dichlorodifluoromethane	Ave	0.2323	0.1260		0.0108	0.0200	-45.8	50.0
Chloromethane	Ave	0.3356	0.2562	0.1000	0.0153	0.0200	-23.7	50.0
Vinyl chloride	Ave	0.2433	0.1987		0.0163	0.0200	-18.3	20.0
Butadiene	Ave	0.3147	0.2533		0.0161	0.0200	-19.5	50.0
Bromomethane	Ave	0.1704	0.1368		0.0161	0.0200	-19.7	50.0
Chloroethane	Ave	0.1566	0.1383		0.0177	0.0200	-11.7	50.0
Dichlorofluoromethane	Ave	0.3811	0.3368		0.0177	0.0200	-11.6	50.0
Trichlorofluoromethane	Ave	0.3253	0.2741		0.0169	0.0200	-15.7	50.0
Ethyl ether	Ave	0.2380	0.2431		0.0511	0.0500	2.2	50.0
Acrolein	Ave	0.0369	0.0321		0.217	0.250	-13.2	50.0
1,1-Dichloroethene	Ave	0.2001	0.1986		0.0496	0.0500	-0.7	20.0
1,1,2-Trichlorotrifluoroethane	Ave	0.1469	0.1407		0.0479	0.0500	-4.3	50.0
Acetone	Lin1		0.0530		0.0859	0.100	-14.1	50.0
Iodomethane	Ave	0.3422	0.3744		0.0547	0.0500	9.4	50.0
Carbon disulfide	Ave	0.6741	0.6593		0.0489	0.0500	-2.2	50.0
3-Chloro-1-propene	Ave	0.1558	0.1447		0.0464	0.0500	-7.2	50.0
Methyl acetate	Ave	0.1745	0.1685		0.0965	0.100	-3.5	50.0
Methylene Chloride	Ave	0.2554	0.2452		0.0480	0.0500	-4.0	50.0
tert-Butyl alcohol	Ave	0.0224	0.0225		0.502	0.500	0.3	50.0
Acrylonitrile	Ave	0.0782	0.0806		0.515	0.500	3.0	50.0
trans-1,2-Dichloroethene	Ave	0.2466	0.2518		0.0511	0.0500	2.1	50.0
Methyl tert-butyl ether	Ave	0.6098	0.5851		0.0480	0.0500	-4.0	50.0
Hexane	Ave	0.0747	0.0711		0.0476	0.0500	-4.7	20.0
1,1-Dichloroethane	Ave	0.4960	0.4721	0.1000	0.0476	0.0500	-4.8	50.0
Vinyl acetate	Ave	0.0423	0.0468		0.0553	0.0500	10.7	50.0
2,2-Dichloropropane	Ave	0.0638	0.0630		0.0494	0.0500	-1.2	50.0
cis-1,2-Dichloroethene	Ave	0.2835	0.2939		0.0518	0.0500	3.7	50.0
2-Butanone (MEK)	Ave	0.1065	0.1052		0.0988	0.100	-1.2	50.0
Bromochloromethane	Ave	0.1279	0.1352		0.0529	0.0500	5.8	50.0
Tetrahydrofuran	Ave	0.0740	0.0781		0.106	0.100	5.5	50.0
Chloroform	Ave	0.4464	0.4228		0.0474	0.0500	-5.3	20.0
1,1,1-Trichloroethane	Ave	0.3697	0.3427		0.0464	0.0500	-7.3	50.0
Cyclohexane	Ave	0.5338	0.4998		0.0468	0.0500	-6.4	50.0
1,1-Dichloropropene	Ave	0.3549	0.3109		0.0438	0.0500	-12.4	50.0
Carbon tetrachloride	Ave	0.3214	0.2923		0.0455	0.0500	-9.0	50.0
Isobutyl alcohol	Ave	0.0114	0.0124		1.36	1.25	8.8	50.0
Benzene	Ave	1.026	1.017		0.0495	0.0500	-0.9	50.0
1,2-Dichloroethane	Ave	0.3807	0.3398		0.0446	0.0500	-10.8	50.0
n-Heptane	Ave	0.0902	0.0872		0.0483	0.0500	-3.4	50.0
Trichloroethene	Ave	0.2577	0.2683		0.0520	0.0500	4.1	50.0

FORM VII
GC/MS VOA CONTINUING CALIBRATION DATA

Lab Name: Eurofins TestAmerica, Canton Job No.: 240-123986-1

SDG No.:

Lab Sample ID: ICV 240-411174/12 Calibration Date: 11/15/2019 19:28

Instrument ID: A3UX18 Calib Start Date: 11/15/2019 15:42

GC Column: DB-624 ID: 0.18(mm) Calib End Date: 11/15/2019 19:02

Lab File ID: 181411.D Conc. Units: ng/uL Heated Purge: (Y/N) Y

ANALYTE	CURVE TYPE	AVE RRF	RRF	MIN RRF	CALC AMOUNT	SPIKE AMOUNT	%D	MAX %D
Methylcyclohexane	Ave	0.4601	0.4116		0.0447	0.0500	-10.5	50.0
1,2-Dichloropropane	Ave	0.2881	0.2969		0.0515	0.0500	3.1	20.0
Dibromomethane	Ave	0.1327	0.1357		0.0511	0.0500	2.3	50.0
1,4-Dioxane	Ave	0.0018	0.0020		1.13	1.00	13.2	50.0
Bromodichloromethane	Ave	0.3265	0.3244		0.0497	0.0500	-0.6	50.0
2-Chloroethyl vinyl ether	Ave	0.1190	0.1206		0.0507	0.0500	1.4	50.0
cis-1,3-Dichloropropene	Ave	0.4162	0.4228		0.0508	0.0500	1.6	50.0
4-Methyl-2-pentanone (MIBK)	Ave	0.3166	0.3166		0.100	0.100	0.0	50.0
Toluene	Ave	1.481	1.408		0.0475	0.0500	-4.9	20.0
trans-1,3-Dichloropropene	Ave	0.4783	0.4311		0.0451	0.0500	-9.9	50.0
Ethyl methacrylate	Ave	0.4153	0.4076		0.0491	0.0500	-1.9	50.0
1,1,2-Trichloroethane	Ave	0.2602	0.2567		0.0493	0.0500	-1.3	50.0
Tetrachloroethene	Ave	0.2377	0.2335		0.0491	0.0500	-1.8	50.0
1,3-Dichloropropane	Ave	0.4754	0.4550		0.0479	0.0500	-4.3	50.0
2-Hexanone	Ave	0.2144	0.2203		0.103	0.100	2.7	50.0
Chlorodibromomethane	Ave	0.2840	0.2980		0.0525	0.0500	4.9	50.0
1,2-Dibromoethane	Ave	0.2458	0.2476		0.0504	0.0500	0.7	50.0
Chlorobenzene	Ave	0.9485	0.9349	0.3000	0.0493	0.0500	-1.4	50.0
1,1,1,2-Tetrachloroethane	Ave	0.3124	0.3185		0.0510	0.0500	1.9	50.0
Ethylbenzene	Ave	0.5013	0.4756		0.0474	0.0500	-5.1	20.0
m-Xylene & p-Xylene	Ave	0.6152	0.5786		0.0470	0.0500	-6.0	50.0
o-Xylene	Ave	0.5978	0.5715		0.0478	0.0500	-4.4	50.0
Styrene	Ave	1.029	1.016		0.0494	0.0500	-1.3	50.0
Bromoform	Ave	0.1451	0.1556	0.1000	0.0536	0.0500	7.2	50.0
Isopropylbenzene	Ave	1.475	1.386		0.0470	0.0500	-6.0	50.0
1,1,2,2-Tetrachloroethane	Ave	0.6443	0.6360	0.3000	0.0494	0.0500	-1.3	50.0
Bromobenzene	Ave	0.7839	0.7828		0.0499	0.0500	-0.1	50.0
1,2,3-Trichloropropane	Ave	0.1985	0.1997		0.0503	0.0500	0.6	50.0
trans-1,4-Dichloro-2-butene	Ave	0.2419	0.2164		0.0447	0.0500	-10.6	50.0
N-Propylbenzene	Ave	0.9714	0.8734		0.0450	0.0500	-10.1	50.0
2-Chlorotoluene	Ave	0.8133	0.7593		0.0467	0.0500	-6.6	50.0
1,3,5-Trimethylbenzene	Ave	2.800	2.500		0.0446	0.0500	-10.7	50.0
4-Chlorotoluene	Ave	0.8471	0.7855		0.0464	0.0500	-7.3	50.0
tert-Butylbenzene	Ave	2.590	2.352		0.0454	0.0500	-9.2	50.0
1,2,4-Trimethylbenzene	Ave	2.883	2.587		0.0449	0.0500	-10.2	50.0
sec-Butylbenzene	Ave	3.493	3.031		0.0434	0.0500	-13.2	50.0
1,3-Dichlorobenzene	Ave	1.504	1.419		0.0472	0.0500	-5.6	50.0
4-Isopropyltoluene	Ave	3.088	2.704		0.0438	0.0500	-12.5	50.0
1,4-Dichlorobenzene	Ave	1.531	1.437		0.0469	0.0500	-6.1	50.0
n-Butylbenzene	Ave	2.709	2.222		0.0410	0.0500	-18.0	50.0
1,2-Dichlorobenzene	Ave	1.414	1.320		0.0467	0.0500	-6.7	50.0

FORM VII
GC/MS VOA CONTINUING CALIBRATION DATA

Lab Name: Eurofins TestAmerica, Canton Job No.: 240-123986-1

SDG No.:

Lab Sample ID: ICV 240-411174/12 Calibration Date: 11/15/2019 19:28

Instrument ID: A3UX18 Calib Start Date: 11/15/2019 15:42

GC Column: DB-624 ID: 0.18(mm) Calib End Date: 11/15/2019 19:02

Lab File ID: 181411.D Conc. Units: ng/uL Heated Purge: (Y/N) Y

ANALYTE	CURVE TYPE	AVE RRF	RRF	MIN RRF	CALC AMOUNT	SPIKE AMOUNT	%D	MAX %D
1,2-Dibromo-3-Chloropropane	Ave	0.1104	0.1170		0.0530	0.0500	5.9	50.0
1,2,4-Trichlorobenzene	Ave	0.9424	0.8633		0.0458	0.0500	-8.4	50.0
Hexachlorobutadiene	Ave	0.4263	0.3568		0.0418	0.0500	-16.3	50.0
Naphthalene	Ave	2.207	2.113		0.0479	0.0500	-4.3	50.0
1,2,3-Trichlorobenzene	Ave	0.8621	0.8101		0.0470	0.0500	-6.0	50.0
Dibromofluoromethane (Surr)	Ave	0.2342	0.2158		0.0276	0.0300	-7.9	50.0
1,2-Dichloroethane-d4 (Surr)	Ave	0.2848	0.2187		0.0230	0.0300	-23.2	50.0
Toluene-d8 (Surr)	Ave	1.223	1.181		0.0290	0.0300	-3.4	50.0
4-Bromofluorobenzene (Surr)	Ave	1.057	0.9281		0.0263	0.0300	-12.2	50.0

FORM V
GC/MS VOA INSTRUMENT PERFORMANCE CHECK
BROMOFLUOROBENZENE (BFB)

Lab Name: Eurofins TestAmerica, Canton Job No.: 240-123986-1

SDG No.:

Lab File ID: BFB18691.D BFB Injection Date: 11/18/2019

Instrument ID: A3UX18 BFB Injection Time: 11:30

Analysis Batch No.: 411419

M/E	ION ABUNDANCE CRITERIA	% RELATIVE ABUNDANCE	
50	15.0 - 40.0 % of mass 95	23.8	
75	30.0 - 60.0 % of mass 95	48.3	
95	Base Peak, 100% relative abundance	100.0	
96	5.0 - 9.0 % of mass 95	6.8	
173	Less than 2.0 % of mass 174	0.4	(0.6) 1
174	50.0 - 120.00 % of mass 95	66.5	
175	5.0 - 9.0 % of mass 174	5.0	(7.5) 1
176	95.0 - 101.0 % of mass 174	64.4	(96.9) 1
177	5.0 - 9.0 % of mass 176	4.3	(6.7) 2

1-Value is % mass 174 2-Value is % mass 176

THIS CHECK APPLIES TO THE FOLLOWING SAMPLES, MS, MSD, BLANKS AND STANDARDS:

CLIENT SAMPLE ID	LAB SAMPLE ID	LAB FILE ID	DATE ANALYZED	TIME ANALYZED
	IC 240-411419/4	181417.D	11/18/2019	12:42
	IC 240-411419/5	181418.D	11/18/2019	13:07
	IC 240-411419/6	181419.D	11/18/2019	13:32
	IC 240-411419/7	181420.D	11/18/2019	13:58
	IC 240-411419/8	181421.D	11/18/2019	14:23
	IC 240-411419/9	181422.D	11/18/2019	14:48
	IC 240-411419/10	181423.D	11/18/2019	15:13
	IC 240-411419/11	181424.D	11/18/2019	15:38
	IC 240-411419/12	181425.D	11/18/2019	16:03
	ICV 240-411419/13	181426.D	11/18/2019	16:28

FORM VI
GC/MS VOA BY INTERNAL STANDARD - INITIAL CALIBRATION DATA
CURVE EVALUATION

Lab Name: Eurofins TestAmerica, Canton Job No.: 240-123986-1 Analy Batch No.: 411419

SDG No.:

Instrument ID: A3UX18 GC Column: DB-624 ID: 0.18(mm) Heated Purge: (Y/N) Y

Calibration Start Date: 11/18/2019 12:42 Calibration End Date: 11/18/2019 16:03 Calibration ID: 54345

Calibration Files:

LEVEL:	LAB SAMPLE ID:	LAB FILE ID:
Level 1	IC 240-411419/12	181425.D
Level 2	IC 240-411419/11	181424.D
Level 3	IC 240-411419/10	181423.D
Level 4	IC 240-411419/9	181422.D
Level 5	IC 240-411419/8	181421.D
Level 6	IC 240-411419/7	181420.D
Level 7	IC 240-411419/6	181419.D
Level 8	IC 240-411419/5	181418.D
Level 9	IC 240-411419/4	181417.D

ANALYTE	RRF					CURVE TYPE	COEFFICIENT			#	MIN RRF	%RSD	#	MAX %RSD	R^2 OR COD	#	MIN R^2 OR COD
	LVL 1 LVL 6	LVL 2 LVL 7	LVL 3 LVL 8	LVL 4 LVL 9	LVL 5		B	M1	M2								
Acetonitrile	0.0265 0.0280	0.0327 0.0267	0.0310 0.0255	0.0271 0.0280	0.0268	Ave		0.0280				8.3		15.0			
2-Chloro-1,3-butadiene	0.4508 0.5070	0.4689 0.5059	0.4768 0.5310	0.5056 0.5214	0.5190	Ave		0.4985				5.4		15.0			
Diisopropyl ether	0.2495 0.2599	0.2227 0.2642	0.2364 0.2635	0.2524 0.2614	0.2630	Ave		0.2526				5.7		15.0			
Ethyl tert-butyl ether	0.7538 0.8009	0.6888 0.8490	0.7081 0.8435	0.7588 0.8405	0.7858	Ave		0.7810				7.5		15.0			
Propionitrile	0.0319 0.0333	0.0265 0.0317	0.0304 0.0301	0.0326 0.0331	0.0321	Ave		0.0313				6.7		15.0			
Ethyl acetate	+++++ 0.2727	0.2205 0.2614	0.2627 0.2454	0.2650 0.2705	0.2612	Ave		0.2574				6.6		15.0			
Methacrylonitrile	0.2053 0.1735	0.1485 0.1636	0.1594 0.1526	0.1750 0.1618	0.1702	Ave		0.1678				9.9		15.0			
Isooctane	0.8040 1.1491	0.9932 1.1409	1.1261 1.1887	1.1787 1.1708	1.2104	Ave		1.1069				11.7		15.0			
Tert-amyl methyl ether	0.6117 0.6475	0.5567 0.6474	0.5828 0.6364	0.6128 0.6467	0.6244	Ave		0.6185				5.1		15.0			
n-Butanol	+++++ 0.0108	+++++ 0.0102	0.0082 0.0096	0.0090 0.0113	0.0093	Ave		0.0098				11.0		15.0			
Ethyl acrylate	0.4536 0.3840	0.3433 0.3593	0.3411 0.3450	0.3616 0.3756	0.3624	Ave		0.3695				9.4		15.0			
Methyl methacrylate	+++++ 0.2853	0.2310 0.2731	0.2532 0.2578	0.2813 0.2787	0.2791	Ave		0.2674				7.0		15.0			
2-Nitropropane	0.1100 0.0880	0.0754 0.0867	0.0775 0.0833	0.0853 0.0924	0.0807	Ave		0.0866				11.8		15.0			

Note: The M1 coefficient is the same as Ave RRF for an Ave curve type.

FORM VI
GC/MS VOA BY INTERNAL STANDARD - INITIAL CALIBRATION DATA
CURVE EVALUATION

Lab Name: Eurofins TestAmerica, Canton Job No.: 240-123986-1 Analy Batch No.: 411419

SDG No.:

Instrument ID: A3UX18 GC Column: DB-624 ID: 0.18(mm) Heated Purge: (Y/N) Y

Calibration Start Date: 11/18/2019 12:42 Calibration End Date: 11/18/2019 16:03 Calibration ID: 54345

ANALYTE	RRF					CURVE TYPE	COEFFICIENT			#	MIN RRF	%RSD	#	MAX %RSD	R^2 OR COD	#	MIN R^2 OR COD
	LVL 1 LVL 6	LVL 2 LVL 7	LVL 3 LVL 8	LVL 4 LVL 9	LVL 5		B	M1	M2								
n-Butyl acetate	+++++ 0.6340	0.5520 0.5979	0.5691 0.5609	0.5927 0.6225	0.6043	Ave		0.5917				4.9		15.0			
1-Chlorohexane	0.4943 0.4887	0.4763 0.4818	0.4311 0.4942	0.4688 0.4950	0.4756	Ave		0.4784				4.2		15.0			
Cyclohexanone	+++++ 0.0118	0.0109 0.0111	0.0097 0.0107	0.0105 0.0119	0.0108	Ave		0.0109				6.5		15.0			
Pentachloroethane	0.1743 0.1905	0.1437 0.1990	0.1369 0.1916	0.1551 0.1941	0.1741	Ave		0.1733				13.3		15.0			
1,2,3-Trimethylbenzene	3.5943 3.0732	2.9026 3.0840	2.5691 2.9244	2.7878 2.8380	2.8078	Ave		2.9535				9.7		15.0			
Benzyl chloride	+++++ 0.1276	0.0778 0.1323	0.0732 0.1309	0.0930 0.1448	0.1006	Qua	-0.102	0.1164	0.0001048						0.9980		0.9900
1,3,5-Trichlorobenzene	1.3456 1.0770	1.1227 1.0844	0.8903 1.0209	0.9639 1.0006	0.9794	Ave		1.0539				12.4		15.0			
2-Methylnaphthalene	+++++ 1.6286	1.7491 1.6130	1.4243 1.4848	1.5411 1.4603	1.5134	Ave		1.5518				6.9		15.0			
1-Methylnaphthalene	+++++ 1.4128	1.5340 1.3463	1.2515 1.2330	1.3414 1.2460	1.3011	Ave		1.3333				7.6		15.0			

Note: The M1 coefficient is the same as Ave RRF for an Ave curve type.

FORM VI
GC/MS VOA BY INTERNAL STANDARD - INITIAL CALIBRATION DATA
RESPONSE AND CONCENTRATION

Lab Name: Eurofins TestAmerica, Canton Job No.: 240-123986-1 Analy Batch No.: 411419

SDG No.:

Instrument ID: A3UX18 GC Column: DB-624 ID: 0.18(mm) Heated Purge: (Y/N) Y

Calibration Start Date: 11/18/2019 12:42 Calibration End Date: 11/18/2019 16:03 Calibration ID: 54345

Calibration Files:

LEVEL:	LAB SAMPLE ID:	LAB FILE ID:
Level 1	IC 240-411419/12	181425.D
Level 2	IC 240-411419/11	181424.D
Level 3	IC 240-411419/10	181423.D
Level 4	IC 240-411419/9	181422.D
Level 5	IC 240-411419/8	181421.D
Level 6	IC 240-411419/7	181420.D
Level 7	IC 240-411419/6	181419.D
Level 8	IC 240-411419/5	181418.D
Level 9	IC 240-411419/4	181417.D

ANALYTE	IS REF	CURVE TYPE	RESPONSE					CONCENTRATION (UG/L)				
			LVL 1 LVL 6	LVL 2 LVL 7	LVL 3 LVL 8	LVL 4 LVL 9	LVL 5	LVL 1 LVL 6	LVL 2 LVL 7	LVL 3 LVL 8	LVL 4 LVL 9	LVL 5
Acetonitrile	FB	Ave	2815 160798	7066 302717	16653 588756	29519 822367	59138	10.0 500	20.0 1000	50.0 2000	100 2500	200
2-Chloro-1,3-butadiene	FB	Ave	4789 291165	10119 574178	25649 1224730	55148 1531400	114433	1.00 50.0	2.00 100	5.00 200	10.0 250	20.0
Diisopropyl ether	FB	Ave	2651 149263	4807 299844	12718 607772	27533 767697	57986	1.00 50.0	2.00 100	5.00 200	10.0 250	20.0
Ethyl tert-butyl ether	FB	Ave	8008 459908	14866 963604	38092 1945551	82765 2468752	173240	1.00 50.0	2.00 100	5.00 200	10.0 250	20.0
Propionitrile	FB	Ave	3394 191009	5727 360128	16376 693636	35519 971146	70875	10.0 500	20.0 1000	50.0 2000	100 2500	200
Ethyl acetate	FB	Ave	+++++ 313216	9516 593263	28263 1132221	57806 1588821	115153	+++++ 100	4.00 200	10.0 400	20.0 500	40.0
Methacrylonitrile	FB	Ave	21811 996612	32052 1856268	85736 3518890	190834 4753581	375240	10.0 500	20.0 1000	50.0 2000	100 2500	200
Isooctane	FB	Ave	8541 659892	21435 1294918	60582 2741690	128571 3438993	266864	1.00 50.0	2.00 100	5.00 200	10.0 250	20.0
Tert-amyl methyl ether	FB	Ave	6498 371836	12016 734775	31356 1467760	66837 1899648	137662	1.00 50.0	2.00 100	5.00 200	10.0 250	20.0
n-Butanol	CBNZ d5	Ave	+++++ 117088	+++++ 220777	8440 419982	19007 630611	39428	+++++ 1250	+++++ 2500	125 5000	250 6250	500
Ethyl acrylate	FB	Ave	4819 220529	7409 407816	18349 795688	39441 1103139	79896	1.00 50.0	2.00 100	5.00 200	10.0 250	20.0
Methyl methacrylate	FB	Ave	+++++ 327626	9972 619845	27243 1189293	61368 1637406	123080	+++++ 100	4.00 200	10.0 400	20.0 500	40.0
2-Nitropropane	FB	Ave	2337 101073	3256 196837	8340 384302	18607 542747	35571	2.00 100	4.00 200	10.0 400	20.0 500	40.0
n-Butyl acetate	CBNZ d5	Ave	+++++ 275840	9005 517947	23523 984214	49883 1389971	102603	+++++ 50.0	2.00 100	5.00 200	10.0 250	20.0

FORM VI
GC/MS VOA BY INTERNAL STANDARD - INITIAL CALIBRATION DATA
RESPONSE AND CONCENTRATION

Lab Name: Eurofins TestAmerica, Canton Job No.: 240-123986-1 Analy Batch No.: 411419

SDG No.:

Instrument ID: A3UX18 GC Column: DB-624 ID: 0.18(mm) Heated Purge: (Y/N) Y

Calibration Start Date: 11/18/2019 12:42 Calibration End Date: 11/18/2019 16:03 Calibration ID: 54345

ANALYTE	IS REF	CURVE TYPE	RESPONSE					CONCENTRATION (UG/L)				
			LVL 1 LVL 6	LVL 2 LVL 7	LVL 3 LVL 8	LVL 4 LVL 9	LVL 5	LVL 1 LVL 6	LVL 2 LVL 7	LVL 3 LVL 8	LVL 4 LVL 9	LVL 5
1-Chlorohexane	CBNZ d5	Ave	3999 212597	7769 417370	17819 867206	39452 1105231	80760	1.00 50.0	2.00 100	5.00 200	10.0 250	20.0
Cyclohexanone	CBNZ d5	Ave	+++++ 51487	1781 96382	4005 187924	8873 265102	18378	+++++ 500	20.0 1000	50.0 2000	100 2500	200
Pentachloroethane	CBNZ d5	Ave	2820 165716	4689 344767	11314 672408	26106 866701	59128	2.00 100	4.00 200	10.0 400	20.0 500	40.0
1,2,3-Trimethylbenzene	DCBd 4	Ave	12525 595756	20797 1175874	46910 2219213	103704 2787530	212813	1.00 50.0	2.00 100	5.00 200	10.0 250	20.0
Benzyl chloride	CBNZ d5	Qua	+++++ 55493	1269 114577	3024 229747	7825 323309	17086	+++++ 50.0	2.00 100	5.00 200	10.0 250	20.0
1,3,5-Trichlorobenzene	DCBd 4	Ave	4689 208780	8044 413446	16257 774753	35855 982790	74230	1.00 50.0	2.00 100	5.00 200	10.0 250	20.0
2-Methylnaphthalene	DCBd 4	Ave	+++++ 631419	25064 1230018	52012 2253458	114656 2868704	229420	+++++ 100	4.00 200	10.0 400	20.0 500	40.0
1-Methylnaphthalene	DCBd 4	Ave	+++++ 547763	21982 1026625	45703 1871335	99798 2447626	197225	+++++ 100	4.00 200	10.0 400	20.0 500	40.0

Curve Type Legend:

Ave = Average ISTD
Qua = Quadratic ISTD

FORM VII
GC/MS VOA CONTINUING CALIBRATION DATA

Lab Name: Eurofins TestAmerica, Canton Job No.: 240-123986-1

SDG No.:

Lab Sample ID: ICV 240-411419/13 Calibration Date: 11/18/2019 16:28

Instrument ID: A3UX18 Calib Start Date: 11/18/2019 12:42

GC Column: DB-624 ID: 0.18(mm) Calib End Date: 11/18/2019 16:03

Lab File ID: 181426.D Conc. Units: ng/uL Heated Purge: (Y/N) Y

ANALYTE	CURVE TYPE	AVE RRF	RRF	MIN RRF	CALC AMOUNT	SPIKE AMOUNT	%D	MAX %D
Acetonitrile	Ave	0.0280	0.0260		0.464	0.500	-7.2	50.0
2-Chloro-1,3-butadiene	Ave	0.4985	0.5013		0.0503	0.0500	0.6	50.0
Diisopropyl ether	Ave	0.2526	0.2554		0.0506	0.0500	1.1	50.0
Ethyl tert-butyl ether	Ave	0.7810	0.7716		0.0494	0.0500	-1.2	50.0
Propionitrile	Ave	0.0313	0.0313		0.500	0.500	0.0	50.0
Ethyl acetate	Ave	0.2574	0.2596		0.101	0.100	0.9	50.0
Methacrylonitrile	Ave	0.1678	0.1669		0.497	0.500	-0.5	50.0
Tert-amyl methyl ether	Ave	0.6185	0.6278		0.0508	0.0500	1.5	50.0
n-Butanol	Ave	0.0098	0.0096		1.23	1.25	-1.3	50.0
Ethyl acrylate	Ave	0.3695	0.3565		0.0482	0.0500	-3.5	50.0
Methyl methacrylate	Ave	0.2674	0.2793		0.104	0.100	4.4	50.0
2-Nitropropane	Ave	0.0866	0.0823		0.0951	0.100	-4.9	50.0
n-Butyl acetate	Ave	0.5917	0.6035		0.0510	0.0500	2.0	50.0
1-Chlorohexane	Ave	0.4784	0.4784		0.0500	0.0500	-0.0	50.0
Cyclohexanone	Ave	0.0109	0.0114		0.523	0.500	4.5	50.0
Pentachloroethane	Ave	0.1733	0.1810		0.104	0.100	4.5	50.0
1,2,3-Trimethylbenzene	Ave	2.953	3.064		0.0519	0.0500	3.7	50.0
Benzyl chloride	Qua		0.1108		0.0465	0.0500	-7.0	50.0
1,3,5-Trichlorobenzene	Ave	1.054	1.053		0.0500	0.0500	-0.0	50.0
2-Methylnaphthalene	Ave	1.552	1.438		0.0927	0.100	-7.3	50.0

FORM V
GC/MS VOA INSTRUMENT PERFORMANCE CHECK
BROMOFLUOROBENZENE (BFB)

Lab Name: Eurofins TestAmerica, Canton Job No.: 240-123986-1

SDG No.:

Lab File ID: BFB18705.D BFB Injection Date: 12/26/2019

Instrument ID: A3UX18 BFB Injection Time: 11:50

Analysis Batch No.: 417275

M/E	ION ABUNDANCE CRITERIA	% RELATIVE ABUNDANCE	
50	15.0 - 40.0 % of mass 95	24.3	
75	30.0 - 60.0 % of mass 95	50.6	
95	Base Peak, 100% relative abundance	100.0	
96	5.0 - 9.0 % of mass 95	6.9	
173	Less than 2.0 % of mass 174	0.5	(0.7) 1
174	50.0 - 120.00 % of mass 95	75.1	
175	5.0 - 9.0 % of mass 174	5.5	(7.4) 1
176	95.0 - 101.0 % of mass 174	73.0	(97.2) 1
177	5.0 - 9.0 % of mass 176	4.8	(6.6) 2

1-Value is % mass 174 2-Value is % mass 176

THIS CHECK APPLIES TO THE FOLLOWING SAMPLES, MS, MSD, BLANKS AND STANDARDS:

CLIENT SAMPLE ID	LAB SAMPLE ID	LAB FILE ID	DATE ANALYZED	TIME ANALYZED
	CCVIS 240-417275/3	181733.D	12/26/2019	12:36
	CCV 240-417275/4	181734.D	12/26/2019	13:01
	LCS 240-417275/5	181735.D	12/26/2019	13:27
	MB 240-417275/6	181736.D	12/26/2019	13:53
	LCS 240-417275/7	181737.D	12/26/2019	14:19
	240-123869-C-5 MS	181747.D	12/26/2019	18:38
	240-123869-C-5 MSD	181748.D	12/26/2019	19:04
TB-121619	240-123986-1	181757.D	12/26/2019	22:57

FORM VII
GC/MS VOA CONTINUING CALIBRATION DATA

Lab Name: Eurofins TestAmerica, Canton Job No.: 240-123986-1

SDG No.:

Lab Sample ID: CCVIS 240-417275/3 Calibration Date: 12/26/2019 12:36

Instrument ID: A3UX18 Calib Start Date: 11/15/2019 15:42

GC Column: DB-624 ID: 0.18(mm) Calib End Date: 11/15/2019 19:02

Lab File ID: 181733.D Conc. Units: ng/uL Heated Purge: (Y/N) Y

ANALYTE	CURVE TYPE	AVE RRF	RRF	MIN RRF	CALC AMOUNT	SPIKE AMOUNT	%D	MAX %D
Dichlorodifluoromethane	Ave	0.2323	0.2464		0.0212	0.0200	6.0	50.0
Chloromethane	Ave	0.3356	0.2487	0.1000	0.0148	0.0200	-25.9	50.0
Vinyl chloride	Ave	0.2433	0.2525		0.0208	0.0200	3.8	20.0
Butadiene	Ave	0.3147	0.3244		0.0206	0.0200	3.1	50.0
Bromomethane	Ave	0.1704	0.1464		0.0172	0.0200	-14.1	50.0
Chloroethane	Ave	0.1566	0.1447		0.0185	0.0200	-7.6	50.0
Dichlorofluoromethane	Ave	0.3811	0.3398		0.0178	0.0200	-10.8	50.0
Trichlorofluoromethane	Ave	0.3253	0.3142		0.0193	0.0200	-3.4	50.0
Ethyl ether	Ave	0.2380	0.2341		0.0492	0.0500	-1.6	50.0
Acrolein	Ave	0.0369	0.0279		0.189	0.250	-24.4	50.0
1,1-Dichloroethene	Ave	0.2001	0.2099		0.0525	0.0500	4.9	20.0
1,1,2-Trichlorotrifluoroethane	Ave	0.1469	0.1577		0.0537	0.0500	7.4	50.0
Acetone	Lin1		0.0696		0.114	0.100	14.1	50.0
Iodomethane	Ave	0.3422	0.3819		0.0558	0.0500	11.6	50.0
Carbon disulfide	Ave	0.6741	0.6897		0.0512	0.0500	2.3	50.0
3-Chloro-1-propene	Ave	0.1558	0.1461		0.0469	0.0500	-6.2	50.0
Methyl acetate	Ave	0.1745	0.1606		0.0920	0.100	-8.0	50.0
Methylene Chloride	Ave	0.2554	0.2495		0.0489	0.0500	-2.3	50.0
tert-Butyl alcohol	Ave	0.0224	0.0205		0.457	0.500	-8.6	50.0
Acrylonitrile	Ave	0.0782	0.0734		0.469	0.500	-6.1	50.0
trans-1,2-Dichloroethene	Ave	0.2466	0.2577		0.0523	0.0500	4.5	50.0
Methyl tert-butyl ether	Ave	0.6098	0.5123		0.0420	0.0500	-16.0	50.0
Hexane	Ave	0.0747	0.0808		0.0541	0.0500	8.2	20.0
1,1-Dichloroethane	Ave	0.4960	0.4884	0.1000	0.0492	0.0500	-1.5	50.0
Vinyl acetate	Ave	0.0423	0.0435		0.0515	0.0500	3.0	50.0
2,2-Dichloropropane	Ave	0.0638	0.0568		0.0445	0.0500	-10.9	50.0
cis-1,2-Dichloroethene	Ave	0.2835	0.2856		0.0504	0.0500	0.7	50.0
2-Butanone (MEK)	Ave	0.1065	0.1036		0.0972	0.100	-2.8	50.0
Bromochloromethane	Ave	0.1279	0.1350		0.0528	0.0500	5.5	50.0
Tetrahydrofuran	Ave	0.0740	0.0707		0.0955	0.100	-4.5	50.0
Chloroform	Ave	0.4464	0.4401		0.0493	0.0500	-1.4	20.0
1,1,1-Trichloroethane	Ave	0.3697	0.3501		0.0474	0.0500	-5.3	50.0
Cyclohexane	Ave	0.5338	0.4934		0.0462	0.0500	-7.6	50.0
1,1-Dichloropropene	Ave	0.3549	0.3543		0.0499	0.0500	-0.2	50.0
Carbon tetrachloride	Ave	0.3214	0.3115		0.0485	0.0500	-3.1	50.0
Isobutyl alcohol	Ave	0.0114	0.0106		1.17	1.25	-6.6	50.0
Benzene	Ave	1.026	1.051		0.0512	0.0500	2.4	50.0
1,2-Dichloroethane	Ave	0.3807	0.3851		0.0506	0.0500	1.1	50.0
n-Heptane	Ave	0.0902	0.0980		0.0543	0.0500	8.6	50.0
Trichloroethene	Ave	0.2577	0.2855		0.0554	0.0500	10.8	50.0

FORM VII
GC/MS VOA CONTINUING CALIBRATION DATA

Lab Name: Eurofins TestAmerica, Canton Job No.: 240-123986-1

SDG No.:

Lab Sample ID: CCVIS 240-417275/3 Calibration Date: 12/26/2019 12:36

Instrument ID: A3UX18 Calib Start Date: 11/15/2019 15:42

GC Column: DB-624 ID: 0.18(mm) Calib End Date: 11/15/2019 19:02

Lab File ID: 181733.D Conc. Units: ng/uL Heated Purge: (Y/N) Y

ANALYTE	CURVE TYPE	AVE RRF	RRF	MIN RRF	CALC AMOUNT	SPIKE AMOUNT	%D	MAX %D
Methylcyclohexane	Ave	0.4601	0.4762		0.0518	0.0500	3.5	50.0
1,2-Dichloropropane	Ave	0.2881	0.2834		0.0492	0.0500	-1.6	20.0
Dibromomethane	Ave	0.1327	0.1425		0.0537	0.0500	7.4	50.0
1,4-Dioxane	Ave	0.0018	0.0019		1.07	1.00	6.8	50.0
Bromodichloromethane	Ave	0.3265	0.3187		0.0488	0.0500	-2.4	50.0
2-Chloroethyl vinyl ether	Ave	0.1190	0.0907		0.0762	0.100	-23.8	50.0
cis-1,3-Dichloropropene	Ave	0.4162	0.4190		0.0503	0.0500	0.7	50.0
4-Methyl-2-pentanone (MIBK)	Ave	0.3166	0.3192		0.101	0.100	0.8	50.0
Toluene	Ave	1.481	1.587		0.0536	0.0500	7.2	20.0
trans-1,3-Dichloropropene	Ave	0.4783	0.4899		0.0512	0.0500	2.4	50.0
Ethyl methacrylate	Ave	0.4153	0.4260		0.0513	0.0500	2.6	50.0
1,1,2-Trichloroethane	Ave	0.2602	0.2801		0.0538	0.0500	7.7	50.0
Tetrachloroethene	Ave	0.2377	0.2939		0.0618	0.0500	23.6	50.0
1,3-Dichloropropane	Ave	0.4754	0.5111		0.0538	0.0500	7.5	50.0
2-Hexanone	Ave	0.2144	0.2242		0.105	0.100	4.6	50.0
Chlorodibromomethane	Ave	0.2840	0.3037		0.0535	0.0500	7.0	50.0
1,2-Dibromoethane	Ave	0.2458	0.2704		0.0550	0.0500	10.0	50.0
Chlorobenzene	Ave	0.9485	1.025	0.3000	0.0540	0.0500	8.1	50.0
1,1,1,2-Tetrachloroethane	Ave	0.3124	0.3398		0.0544	0.0500	8.8	50.0
Ethylbenzene	Ave	0.5013	0.5607		0.0559	0.0500	11.9	20.0
m-Xylene & p-Xylene	Ave	0.6152	0.6779		0.0551	0.0500	10.2	50.0
o-Xylene	Ave	0.5978	0.6578		0.0550	0.0500	10.0	50.0
Styrene	Ave	1.029	1.113		0.0541	0.0500	8.1	50.0
Bromoform	Ave	0.1451	0.1449	0.1000	0.0499	0.0500	-0.2	50.0
Isopropylbenzene	Ave	1.475	1.656		0.0561	0.0500	12.3	50.0
1,1,2,2-Tetrachloroethane	Ave	0.6443	0.6308	0.3000	0.0489	0.0500	-2.1	50.0
Bromobenzene	Ave	0.7839	0.8530		0.0544	0.0500	8.8	50.0
1,2,3-Trichloropropane	Ave	0.1985	0.2098		0.0528	0.0500	5.7	50.0
trans-1,4-Dichloro-2-butene	Ave	0.2419	0.1705		0.0352	0.0500	-29.5	50.0
N-Propylbenzene	Ave	0.9714	1.028		0.0529	0.0500	5.8	50.0
2-Chlorotoluene	Ave	0.8133	0.8431		0.0518	0.0500	3.7	50.0
1,3,5-Trimethylbenzene	Ave	2.800	2.896		0.0517	0.0500	3.4	50.0
4-Chlorotoluene	Ave	0.8471	0.8959		0.0529	0.0500	5.8	50.0
tert-Butylbenzene	Ave	2.590	2.650		0.0512	0.0500	2.3	50.0
1,2,4-Trimethylbenzene	Ave	2.883	2.937		0.0509	0.0500	1.9	50.0
sec-Butylbenzene	Ave	3.493	3.664		0.0524	0.0500	4.9	50.0
1,3-Dichlorobenzene	Ave	1.504	1.602		0.0533	0.0500	6.5	50.0
4-Isopropyltoluene	Ave	3.088	3.241		0.0525	0.0500	4.9	50.0
1,4-Dichlorobenzene	Ave	1.531	1.614		0.0527	0.0500	5.4	50.0
1,2-Dichlorobenzene	Ave	1.414	1.494		0.0528	0.0500	5.7	50.0
n-Butylbenzene	Ave	2.709	2.809		0.0519	0.0500	3.7	50.0

FORM VII
GC/MS VOA CONTINUING CALIBRATION DATA

Lab Name: Eurofins TestAmerica, Canton Job No.: 240-123986-1

SDG No.:

Lab Sample ID: CCVIS 240-417275/3 Calibration Date: 12/26/2019 12:36

Instrument ID: A3UX18 Calib Start Date: 11/15/2019 15:42

GC Column: DB-624 ID: 0.18(mm) Calib End Date: 11/15/2019 19:02

Lab File ID: 181733.D Conc. Units: ng/uL Heated Purge: (Y/N) Y

ANALYTE	CURVE TYPE	AVE RRF	RRF	MIN RRF	CALC AMOUNT	SPIKE AMOUNT	%D	MAX %D
1,2-Dibromo-3-Chloropropane	Ave	0.1104	0.1025		0.0464	0.0500	-7.2	50.0
1,2,4-Trichlorobenzene	Ave	0.9424	1.015		0.0539	0.0500	7.7	50.0
Hexachlorobutadiene	Ave	0.4263	0.4913		0.0576	0.0500	15.3	50.0
Naphthalene	Ave	2.207	2.113		0.0479	0.0500	-4.2	50.0
1,2,3-Trichlorobenzene	Ave	0.8621	0.9274		0.0538	0.0500	7.6	50.0
Dibromofluoromethane (Surr)	Ave	0.2342	0.2103		0.0269	0.0300	-10.2	50.0
1,2-Dichloroethane-d4 (Surr)	Ave	0.2848	0.2305		0.0243	0.0300	-19.1	50.0
Toluene-d8 (Surr)	Ave	1.223	1.228		0.0301	0.0300	0.4	50.0
4-Bromofluorobenzene (Surr)	Ave	1.057	0.9348		0.0265	0.0300	-11.6	50.0

FORM VII
GC/MS VOA CONTINUING CALIBRATION DATA

Lab Name: Eurofins TestAmerica, Canton Job No.: 240-123986-1

SDG No.:

Lab Sample ID: CCV 240-417275/4 Calibration Date: 12/26/2019 13:01

Instrument ID: A3UX18 Calib Start Date: 11/18/2019 12:42

GC Column: DB-624 ID: 0.18(mm) Calib End Date: 11/18/2019 16:03

Lab File ID: 181734.D Conc. Units: ng/uL Heated Purge: (Y/N) Y

ANALYTE	CURVE TYPE	AVE RRF	RRF	MIN RRF	CALC AMOUNT	SPIKE AMOUNT	%D	MAX %D
Acetonitrile	Ave	0.0280	0.0202		0.361	0.500	-27.9	50.0
2-Chloro-1,3-butadiene	Ave	0.4985	0.4780		0.0479	0.0500	-4.1	50.0
Diisopropyl ether	Ave	0.2526	0.2509		0.0497	0.0500	-0.7	50.0
Ethyl tert-butyl ether	Ave	0.7810	0.5478		0.0351	0.0500	-29.9	50.0
Propionitrile	Ave	0.0313	0.0255		0.407	0.500	-18.7	50.0
Ethyl acetate	Ave	0.2574	0.2084		0.0810	0.100	-19.0	50.0
Methacrylonitrile	Ave	0.1678	0.1375		0.410	0.500	-18.0	50.0
Tert-amyl methyl ether	Ave	0.6185	0.4775		0.0386	0.0500	-22.8	50.0
n-Butanol	Ave	0.0098	0.0069		0.881	1.25	-29.5	50.0
Ethyl acrylate	Ave	0.3695	0.2894		0.0392	0.0500	-21.7	50.0
Methyl methacrylate	Ave	0.2674	0.2327		0.0870	0.100	-13.0	50.0
2-Nitropropane	Ave	0.0866	0.0622		0.0718	0.100	-28.2	50.0
n-Butyl acetate	Ave	0.5917	0.4718		0.0399	0.0500	-20.3	50.0
1-Chlorohexane	Ave	0.4784	0.5251		0.0549	0.0500	9.7	50.0
Cyclohexanone	Ave	0.0109	0.0079		0.361	0.500	-27.8	50.0
Pentachloroethane	Ave	0.1733	0.1083		0.0625	0.100	-37.5	50.0
1,2,3-Trimethylbenzene	Ave	2.953	2.928		0.0496	0.0500	-0.9	50.0
Benzyl chloride	Qua		0.0926		0.0393	0.0500	-21.5	50.0
1,3,5-Trichlorobenzene	Ave	1.054	1.165		0.0553	0.0500	10.5	50.0
2-Methylnaphthalene	Ave	1.552	1.443		0.0930	0.100	-7.0	50.0

FORM V
GC/MS VOA INSTRUMENT PERFORMANCE CHECK
BROMOFLUOROBENZENE (BFB)

Lab Name: Eurofins TestAmerica, Canton Job No.: 240-123986-1

SDG No.:

Lab File ID: BFB8992.D BFB Injection Date: 08/16/2019

Instrument ID: A3UX8 BFB Injection Time: 06:31

Analysis Batch No.: 396344

M/E	ION ABUNDANCE CRITERIA	% RELATIVE ABUNDANCE	
50	15.0 - 40.0 % of mass 95	17.9	
75	30.0 - 60.0 % of mass 95	39.6	
95	Base Peak, 100% relative abundance	100.0	
96	5.0 - 9.0 % of mass 95	6.8	
173	Less than 2.0 % of mass 174	0.5	(0.6) 1
174	50.0 - 120.00 % of mass 95	82.1	
175	5.0 - 9.0 % of mass 174	5.9	(7.1) 1
176	95.0 - 101.0 % of mass 174	79.1	(96.3) 1
177	5.0 - 9.0 % of mass 176	5.1	(6.5) 2

1-Value is % mass 174 2-Value is % mass 176

THIS CHECK APPLIES TO THE FOLLOWING SAMPLES, MS, MSD, BLANKS AND STANDARDS:

CLIENT SAMPLE ID	LAB SAMPLE ID	LAB FILE ID	DATE ANALYZED	TIME ANALYZED
	STDA9 240-396344/3	UX85973.D	08/16/2019	07:03
	STDA9 240-396344/4	UX85974.D	08/16/2019	07:25
	STDA9 240-396344/5	UX85975.D	08/16/2019	07:47
	STDA9 240-396344/6	UX85976.D	08/16/2019	08:08
	STDA9 240-396344/7	UX85977.D	08/16/2019	08:30
	STDA9 240-396344/8	UX85978.D	08/16/2019	08:52
	STDA9 240-396344/9	UX85979.D	08/16/2019	09:14
	STDA9 240-396344/10	UX85980.D	08/16/2019	09:35
	STDA9 240-396344/11	UX85981.D	08/16/2019	09:57

FORM VI
GC/MS VOA BY INTERNAL STANDARD - INITIAL CALIBRATION DATA
CURVE EVALUATION

Lab Name: Eurofins TestAmerica, Canton Job No.: 240-123986-1 Analy Batch No.: 396344

SDG No.:

Instrument ID: A3UX8 GC Column: DB-624 ID: 0.18(mm) Heated Purge: (Y/N) Y

Calibration Start Date: 08/16/2019 07:03 Calibration End Date: 08/16/2019 09:57 Calibration ID: 52785

Calibration Files:

LEVEL:	LAB SAMPLE ID:	LAB FILE ID:
Level 1	STDA9 240-396344/11	UX85981.D
Level 2	STDA9 240-396344/10	UX85980.D
Level 3	STDA9 240-396344/9	UX85979.D
Level 4	STDA9 240-396344/8	UX85978.D
Level 5	STDA9 240-396344/7	UX85977.D
Level 6	STDA9 240-396344/6	UX85976.D
Level 7	STDA9 240-396344/5	UX85975.D
Level 8	STDA9 240-396344/4	UX85974.D
Level 9	STDA9 240-396344/3	UX85973.D

ANALYTE	RRF					CURVE TYPE	COEFFICIENT			#	MIN RRF	%RSD	#	MAX %RSD	R^2 OR COD	#	MIN R^2 OR COD
	LVL 1 LVL 6	LVL 2 LVL 7	LVL 3 LVL 8	LVL 4 LVL 9	LVL 5		B	M1	M2								
Acetonitrile	0.0284 0.0222	0.0247 0.0199	0.0260 0.0204	0.0245 0.0178	0.0247	Ave		0.0232				14.5		15.0			
Diisopropyl ether	0.2594 0.2547	0.2380 0.2409	0.2927 0.2303	0.2639 0.2185	0.2626	Ave		0.2512				8.8		15.0			
2-Chloro-1,3-butadiene	0.4932 0.4962	0.4464 0.4717	0.5410 0.4717	0.5317 0.4515	0.5027	Ave		0.4896				6.7		15.0			
Ethyl tert-butyl ether	0.6546 0.7228	0.6785 0.6750	0.8174 0.6621	0.7779 0.6136	0.7618	Ave		0.7071				9.5		15.0			
Ethyl acetate	+++++ 0.1421	0.1705 0.1399	0.1914 0.1361	0.1628 0.1252	0.1621	Ave		0.1538				14.1		15.0			
Propionitrile	0.0292 0.0224	0.0239 0.0211	0.0268 0.0210	0.0253 0.0185	0.0249	Ave		0.0237				13.9		15.0			
Methacrylonitrile	0.1184 0.1039	0.1091 0.1000	0.1284 0.0981	0.1131 0.0887	0.1128	Ave		0.1081				11.0		15.0			
Tert-amyl methyl ether	0.5088 0.5719	0.4841 0.5380	0.5935 0.5350	0.5827 0.4829	0.5927	Ave		0.5433				8.2		15.0			
n-Butanol	0.0034 0.0041	0.0032 0.0038	0.0048 0.0039	0.0043 0.0035	0.0043	Ave		0.0039				12.8		15.0			
Ethyl acrylate	0.1852 0.1744	0.1646 0.1818	0.2204 0.1730	0.1861 0.1634	0.1922	Ave		0.1823				9.5		15.0			
Methyl methacrylate	0.1390 0.1345	0.1285 0.1344	0.1592 0.1277	0.1445 0.1205	0.1453	Ave		0.1371				8.4		15.0			
2-Nitropropane	+++++ 0.0191	+++++ 0.0215	0.0235 0.0236	0.0185 0.0229	0.0196	Ave		0.0212				10.2		15.0			
n-Butyl acetate	+++++ 0.3466	0.3963 0.3294	0.3965 0.3257	0.3854 0.2893	0.3826	Ave		0.3565				11.1		15.0			

Note: The M1 coefficient is the same as Ave RRF for an Ave curve type.

FORM VI
GC/MS VOA BY INTERNAL STANDARD - INITIAL CALIBRATION DATA
CURVE EVALUATION

Lab Name: Eurofins TestAmerica, Canton Job No.: 240-123986-1 Analy Batch No.: 396344

SDG No.:

Instrument ID: A3UX8 GC Column: DB-624 ID: 0.18(mm) Heated Purge: (Y/N) Y

Calibration Start Date: 08/16/2019 07:03 Calibration End Date: 08/16/2019 09:57 Calibration ID: 52785

ANALYTE	RRF					CURVE TYPE	COEFFICIENT			#	MIN RRF	%RSD	#	MAX %RSD	R^2 OR COD	#	MIN R^2 OR COD
	LVL 1 LVL 6	LVL 2 LVL 7	LVL 3 LVL 8	LVL 4 LVL 9	LVL 5		B	M1	M2								
1-Chlorohexane	0.4952 0.5249	0.4839 0.5126	0.6131 0.5029	0.5616 0.5007	0.5217	Ave		0.5241				7.7		15.0			
Cyclohexanone	+++++ 0.0068	+++++ 0.0064	0.0079 0.0072	0.0077 0.0059	0.0077	Ave		0.0071				10.9		15.0			
Pentachloroethane	0.3833 0.4522	0.3805 0.4138	0.4620 0.4808	0.4248 0.4526	0.4318	Ave		0.4313				8.0		15.0			
1,2,3-Trimethylbenzene	2.9859 3.1603	2.6871 3.0184	3.4827 3.0784	3.2361 2.8518	3.2032	Ave		3.0782				7.5		15.0			
Benzyl chloride	+++++ 0.1467	0.0616 0.1697	0.1168 0.1986	0.1225 0.1869	0.1382	Lin1	-0.392	0.1861							0.9930		0.9900
1,3,5-Trichlorobenzene	1.6704 1.3712	1.4223 1.2367	1.7042 1.2658	1.4973 1.1485	1.3843	Ave		1.4112				13.3		15.0			
2-Methylnaphthalene	1.6691 1.2853	1.4263 1.1829	1.3675 1.2687	1.2901 +++++	1.3435	Lin1	0.9107	1.2469							0.9990		0.9900

Note: The M1 coefficient is the same as Ave RRF for an Ave curve type.

FORM VI
GC/MS VOA BY INTERNAL STANDARD - INITIAL CALIBRATION DATA
RESPONSE AND CONCENTRATION

Lab Name: Eurofins TestAmerica, Canton Job No.: 240-123986-1 Analy Batch No.: 396344

SDG No.:

Instrument ID: A3UX8 GC Column: DB-624 ID: 0.18(mm) Heated Purge: (Y/N) Y

Calibration Start Date: 08/16/2019 07:03 Calibration End Date: 08/16/2019 09:57 Calibration ID: 52785

Calibration Files:

LEVEL:	LAB SAMPLE ID:	LAB FILE ID:
Level 1	STDA9 240-396344/11	UX85981.D
Level 2	STDA9 240-396344/10	UX85980.D
Level 3	STDA9 240-396344/9	UX85979.D
Level 4	STDA9 240-396344/8	UX85978.D
Level 5	STDA9 240-396344/7	UX85977.D
Level 6	STDA9 240-396344/6	UX85976.D
Level 7	STDA9 240-396344/5	UX85975.D
Level 8	STDA9 240-396344/4	UX85974.D
Level 9	STDA9 240-396344/3	UX85973.D

ANALYTE	IS REF	CURVE TYPE	RESPONSE					CONCENTRATION (UG/L)				
			LVL 1 LVL 6	LVL 2 LVL 7	LVL 3 LVL 8	LVL 4 LVL 9	LVL 5	LVL 1 LVL 6	LVL 2 LVL 7	LVL 3 LVL 8	LVL 4 LVL 9	LVL 5
Acetonitrile	FB	Ave	5923 230890	10005 445157	29329 876159	49266 1062244	99985	10.0 500	20.0 1000	50.0 2000	100 2500	200
Diisopropyl ether	FB	Ave	5407 264829	9635 539061	32984 987876	53060 1302429	106271	1.00 50.0	2.00 100	5.00 200	10.0 250	20.0
2-Chloro-1,3-butadiene	FB	Ave	10282 515958	18074 1055431	60971 2023321	106901 2691929	203437	1.00 50.0	2.00 100	5.00 200	10.0 250	20.0
Ethyl tert-butyl ether	FB	Ave	13645 751539	27470 1510413	92122 2840060	156404 3657826	308326	1.00 50.0	2.00 100	5.00 200	10.0 250	20.0
Ethyl acetate	FB	Ave	+++++ 295613	13807 626258	43153 1167896	65474 1492327	131234	+++++ 100	4.00 200	10.0 400	20.0 500	40.0
Propionitrile	FB	Ave	6084 232400	9694 471760	30215 901015	50784 1105599	100823	10.0 500	20.0 1000	50.0 2000	100 2500	200
Methacrylonitrile	FB	Ave	24690 1080726	44191 2238527	144663 4209588	227375 5288084	456507	10.0 500	20.0 1000	50.0 2000	100 2500	200
Tert-amyl methyl ether	FB	Ave	10607 594624	19599 1203795	66888 2294770	117163 2878821	239857	1.00 50.0	2.00 100	5.00 200	10.0 250	20.0
n-Butanol	FB	Ave	1779 105456	3261 215235	13475 418028	21556 517900	43740	25.0 1250	50.0 2500	125 5000	250 6250	500
Ethyl acrylate	FB	Ave	3861 181347	6665 406753	24837 741907	37421 974411	77799	1.00 50.0	2.00 100	5.00 200	10.0 250	20.0
Methyl methacrylate	FB	Ave	5794 279677	10406 601615	35886 1095401	58109 1436812	117641	2.00 100	4.00 200	10.0 400	20.0 500	40.0
2-Nitropropane	FB	Ave	+++++ 39689	+++++ 96336	5289 202220	7451 273285	15837	+++++ 100	+++++ 200	10.0 400	20.0 500	40.0
n-Butyl acetate	CBNZ d5	Ave	+++++ 247020	11092 521936	31107 935592	53734 1184366	106097	+++++ 50.0	2.00 100	5.00 200	10.0 250	20.0
1-Chlorohexane	CBNZ d5	Ave	7118 374127	13544 812086	48099 1444360	78308 2049813	144684	1.00 50.0	2.00 100	5.00 200	10.0 250	20.0

FORM VI
GC/MS VOA BY INTERNAL STANDARD - INITIAL CALIBRATION DATA
RESPONSE AND CONCENTRATION

Lab Name: Eurofins TestAmerica, Canton Job No.: 240-123986-1 Analy Batch No.: 396344

SDG No.:

Instrument ID: A3UX8 GC Column: DB-624 ID: 0.18(mm) Heated Purge: (Y/N) Y

Calibration Start Date: 08/16/2019 07:03 Calibration End Date: 08/16/2019 09:57 Calibration ID: 52785

ANALYTE	IS REF	CURVE TYPE	RESPONSE					CONCENTRATION (UG/L)				
			LVL 1 LVL 6	LVL 2 LVL 7	LVL 3 LVL 8	LVL 4 LVL 9	LVL 5	LVL 1 LVL 6	LVL 2 LVL 7	LVL 3 LVL 8	LVL 4 LVL 9	LVL 5
Cyclohexanone	CBNZ d5	Ave	+++++ 48773	+++++ 100924	6230 207162	10773 239650	21298	+++++ 500	+++++ 1000	50.0 2000	100 2500	200
Pentachloroethane	DCBd 4	Ave	5915 338207	11310 671728	36966 1408866	64140 1880712	130183	2.00 100	4.00 200	10.0 400	20.0 500	40.0
1,2,3-Trimethylbenzene	DCBd 4	Ave	23039 1181771	39932 2449873	139337 4510681	244284 5924833	482885	1.00 50.0	2.00 100	5.00 200	10.0 250	20.0
Benzyl chloride	DCBd 4	Lin1	+++++ 54844	916 137720	4674 290935	9244 388282	20835	+++++ 50.0	2.00 100	5.00 200	10.0 250	20.0
1,3,5-Trichlorobenzene	DCBd 4	Ave	12889 512756	21137 1003750	68180 1854683	113031 2386140	208684	1.00 50.0	2.00 100	5.00 200	10.0 250	20.0
2-Methylnaphthalene	DCBd 4	Lin1	25757 961290	42391 1920227	109422 3718008	194776 +++++	405053	2.00 100	4.00 200	10.0 400	20.0 +++++	40.0

Curve Type Legend:

Ave = Average ISTD
Lin1 = Linear 1/conc ISTD

FORM V
GC/MS VOA INSTRUMENT PERFORMANCE CHECK
BROMOFLUOROBENZENE (BFB)

Lab Name: Eurofins TestAmerica, Canton Job No.: 240-123986-1

SDG No.:

Lab File ID: BFB8044.D BFB Injection Date: 11/04/2019

Instrument ID: A3UX8 BFB Injection Time: 01:19

Analysis Batch No.: 408938

M/E	ION ABUNDANCE CRITERIA	% RELATIVE ABUNDANCE	
50	15.0 - 40.0 % of mass 95	24.4	
75	30.0 - 60.0 % of mass 95	48.4	
95	Base Peak, 100% relative abundance	100.0	
96	5.0 - 9.0 % of mass 95	6.6	
173	Less than 2.0 % of mass 174	0.5	(0.7) 1
174	50.0 - 120.00 % of mass 95	70.7	
175	5.0 - 9.0 % of mass 174	5.1	(7.2) 1
176	95.0 - 101.0 % of mass 174	67.8	(95.9) 1
177	5.0 - 9.0 % of mass 176	4.5	(6.6) 2

1-Value is % mass 174 2-Value is % mass 176

THIS CHECK APPLIES TO THE FOLLOWING SAMPLES, MS, MSD, BLANKS AND STANDARDS:

CLIENT SAMPLE ID	LAB SAMPLE ID	LAB FILE ID	DATE ANALYZED	TIME ANALYZED
	STD8260 240-408938/3	UX87320.D	11/04/2019	01:56
	STD8260 240-408938/4	UX87321.D	11/04/2019	02:19
	STD8260 240-408938/5	UX87322.D	11/04/2019	02:43
	STD8260 240-408938/6	UX87323.D	11/04/2019	03:07
	ICIS 240-408938/7	UX87324.D	11/04/2019	03:30
	STD8260 240-408938/8	UX87325.D	11/04/2019	03:52
	STD8260 240-408938/9	UX87326.D	11/04/2019	04:14
	STD8260 240-408938/10	UX87327.D	11/04/2019	04:36
	STD8260 240-408938/11	UX87328.D	11/04/2019	05:00
	ICV 240-408938/13	UX87330.D	11/04/2019	05:47

FORM VI
GC/MS VOA BY INTERNAL STANDARD - INITIAL CALIBRATION DATA
CURVE EVALUATION

Lab Name: Eurofins TestAmerica, Canton Job No.: 240-123986-1 Analy Batch No.: 408938

SDG No.:

Instrument ID: A3UX8 GC Column: DB-624 ID: 0.18(mm) Heated Purge: (Y/N) Y

Calibration Start Date: 11/04/2019 01:56 Calibration End Date: 11/04/2019 05:00 Calibration ID: 54202

Calibration Files:

LEVEL:	LAB SAMPLE ID:	LAB FILE ID:
Level 1	STD8260 240-408938/11	UX87328.D
Level 2	STD8260 240-408938/10	UX87327.D
Level 3	STD8260 240-408938/9	UX87326.D
Level 4	STD8260 240-408938/8	UX87325.D
Level 5	ICIS 240-408938/7	UX87324.D
Level 6	STD8260 240-408938/6	UX87323.D
Level 7	STD8260 240-408938/5	UX87322.D
Level 8	STD8260 240-408938/4	UX87321.D
Level 9	STD8260 240-408938/3	UX87320.D

ANALYTE	RRF					CURVE TYPE	COEFFICIENT			#	MIN RRF	%RSD	#	MAX %RSD	R^2 OR COD	#	MIN R^2 OR COD
	LVL 1 LVL 6	LVL 2 LVL 7	LVL 3 LVL 8	LVL 4 LVL 9	LVL 5		B	M1	M2								
Dichlorodifluoromethane	0.3127 0.3642	0.3232 0.3465	0.4489 0.3518	0.3661 0.3461	0.3692	Ave		0.3587				10.8		15.0			
Chloromethane	0.4076 0.4135	0.4132 0.4029	0.5566 0.4125	0.4519 0.3946	0.4285	Ave		0.4313			0.1000	11.5		15.0			
Vinyl chloride	0.3237 0.2940	0.2962 0.2885	0.3951 0.3014	0.3199 0.2957	0.3034	Ave		0.3131				10.5		15.0			
Butadiene	0.3749 0.3517	0.3301 0.3482	0.4418 0.3627	0.4013 0.3579	0.3760	Ave		0.3716				8.9		15.0			
Bromomethane	0.1967 0.1574	0.1685 0.1370	0.2235 +++++	0.1853 +++++	0.1773	Qua	0.0924	0.1778	-0.000418						1.0000		0.9900
Chloroethane	0.1632 0.1753	0.1840 0.1693	0.2299 0.1570	0.1907 0.1493	0.1890	Ave		0.1786				13.4		15.0			
Dichlorofluoromethane	0.3829 0.3642	0.3831 0.3607	0.4997 0.3577	0.4058 0.3505	0.4033	Ave		0.3898				11.7		15.0			
Trichlorofluoromethane	0.3700 0.3569	0.3669 0.3464	0.4773 0.3485	0.3846 0.3492	0.3686	Ave		0.3743				10.9		15.0			
Ethyl ether	0.2712 0.2210	0.2102 0.2174	0.2495 0.2067	0.2407 0.2024	0.2212	Ave		0.2267				10.0		15.0			
Acrolein	0.0324 0.0333	0.0340 0.0331	0.0402 0.0316	0.0356 0.0314	0.0339	Ave		0.0339				7.9		15.0			
1,1-Dichloroethene	0.3099 0.2625	0.2545 0.2572	0.2965 0.2483	0.2846 0.2440	0.2555	Ave		0.2681				8.6		15.0			
1,1,2-Trichlorotrifluoroethane	0.2472 0.2181	0.2024 0.2152	0.2722 0.2078	0.2308 0.2107	0.2131	Ave		0.2242				10.0		15.0			
Acetone	0.1667 0.0594	0.1301 0.0646	0.0964 0.0598	0.0728 0.0588	0.0693	Lin1	0.2566	0.0595							0.9980		0.9900

Note: The M1 coefficient is the same as Ave RRF for an Ave curve type.

FORM VI
GC/MS VOA BY INTERNAL STANDARD - INITIAL CALIBRATION DATA
CURVE EVALUATION

Lab Name: Eurofins TestAmerica, Canton Job No.: 240-123986-1 Analy Batch No.: 408938

SDG No.:

Instrument ID: A3UX8 GC Column: DB-624 ID: 0.18(mm) Heated Purge: (Y/N) Y

Calibration Start Date: 11/04/2019 01:56 Calibration End Date: 11/04/2019 05:00 Calibration ID: 54202

ANALYTE	RRF					CURVE TYPE	COEFFICIENT			#	MIN RRF	%RSD	#	MAX %RSD	R^2 OR COD	#	MIN R^2 OR COD
	LVL 1 LVL 6	LVL 2 LVL 7	LVL 3 LVL 8	LVL 4 LVL 9	LVL 5		B	M1	M2								
Iodomethane	0.5461 0.4298	0.4741 0.4269	0.5025 0.4086	0.4557 0.4068	0.4262	Ave		0.4530				10.4		15.0			
Carbon disulfide	0.7912 0.8274	0.7141 0.8443	0.7799 0.8421	0.7949 0.8440	0.7654	Ave		0.8003				5.5		15.0			
3-Chloro-1-propene	0.1474 0.1651	0.1247 0.1669	0.1564 0.1642	0.1580 0.1619	0.1627	Ave		0.1564				8.5		15.0			
Methyl acetate	0.1853 0.1572	0.1717 0.1606	0.1821 0.1540	0.1703 0.1485	0.1620	Ave		0.1658				7.6		15.0			
Methylene Chloride	0.3444 0.2763	0.3302 0.2715	0.3387 0.2610	0.2993 0.2541	0.2801	Ave		0.2951				11.7		15.0			
tert-Butyl alcohol	0.0174 0.0142	0.0175 0.0145	0.0160 0.0139	0.0150 0.0134	0.0153	Ave		0.0152				9.6		15.0			
Acrylonitrile	0.0851 0.0718	0.0840 0.0715	0.0798 0.0677	0.0773 0.0660	0.0742	Ave		0.0753				9.0		15.0			
trans-1,2-Dichloroethene	0.3160 0.3033	0.3156 0.2937	0.3498 0.2834	0.3199 0.2810	0.2916	Ave		0.3060				7.1		15.0			
Methyl tert-butyl ether	0.6141 0.5440	0.5984 0.5505	0.6218 0.5346	0.5820 0.5255	0.5478	Ave		0.5687				6.3		15.0			
Hexane	0.0754 0.0919	0.0751 0.0896	0.0975 0.0868	0.0927 0.0866	0.0909	Ave		0.0874				8.7		15.0			
1,1-Dichloroethane	0.5701 0.5413	0.6087 0.5405	0.6251 0.5166	0.5749 0.5116	0.5451	Ave		0.5593			0.1000	7.0		15.0			
Vinyl acetate	0.3855 0.4492	0.3974 0.4742	0.4471 0.4552	0.4458 0.4509	0.4499	Ave		0.4395				6.5		15.0			
2-Butanone (MEK)	+++++ 0.0978	0.1461 0.0979	0.1331 0.0888	0.1182 0.0875	0.1092	Lin1	0.3606	0.0898							0.9970		0.9900
cis-1,2-Dichloroethene	0.3801 0.3184	0.3309 0.3038	0.3541 0.2942	0.3302 0.2876	0.3183	Ave		0.3242				9.0		15.0			
2,2-Dichloropropane	+++++ 0.3205	0.4089 0.3271	0.4244 0.3192	0.3746 0.3220	0.3322	Ave		0.3536				12.2		15.0			
Bromochloromethane	0.1253 0.1243	0.1365 0.1217	0.1348 0.1176	0.1345 0.1163	0.1273	Ave		0.1265				5.9		15.0			
Tetrahydrofuran	+++++ 0.0594	0.0693 0.0599	0.0715 0.0597	0.0616 0.0578	0.0599	Ave		0.0624				8.1		15.0			
Chloroform	0.5569 0.4805	0.5313 0.4758	0.5523 0.4556	0.5192 0.4564	0.4809	Ave		0.5010				7.9		15.0			
1,1,1-Trichloroethane	0.3741 0.4232	0.3728 0.4223	0.4286 0.4157	0.4117 0.4166	0.4067	Ave		0.4080				5.0		15.0			
Cyclohexane	0.6702 0.6538	0.5919 0.6401	0.7230 0.6313	0.6805 0.6261	0.6377	Ave		0.6505				5.8		15.0			

Note: The M1 coefficient is the same as Ave RRF for an Ave curve type.

FORM VI
GC/MS VOA BY INTERNAL STANDARD - INITIAL CALIBRATION DATA
CURVE EVALUATION

Lab Name: Eurofins TestAmerica, Canton Job No.: 240-123986-1 Analy Batch No.: 408938

SDG No.:

Instrument ID: A3UX8 GC Column: DB-624 ID: 0.18(mm) Heated Purge: (Y/N) Y

Calibration Start Date: 11/04/2019 01:56 Calibration End Date: 11/04/2019 05:00 Calibration ID: 54202

ANALYTE	RRF					CURVE TYPE	COEFFICIENT			#	MIN RRF	%RSD	#	MAX %RSD	R^2 OR COD	#	MIN R^2 OR COD
	LVL 1 LVL 6	LVL 2 LVL 7	LVL 3 LVL 8	LVL 4 LVL 9	LVL 5		B	M1	M2								
1,1-Dichloropropene	0.4544 0.4197	0.4374 0.4090	0.4688 0.3975	0.4367 0.3980	0.4113	Ave		0.4259				5.9		15.0			
Carbon tetrachloride	0.3443 0.3650	0.3304 0.3617	0.3631 0.3637	0.3573 0.3647	0.3447	Ave		0.3550				3.5		15.0			
Isobutyl alcohol	0.0056 0.0074	0.0079 0.0071	0.0078 0.0069	0.0074 0.0067	0.0073	Ave		0.0071				10.0		15.0			
1,2-Dichloroethane	0.3416 0.3309	0.3726 0.3313	0.4012 0.3163	0.3769 0.3156	0.3439	Ave		0.3478				8.5		15.0			
Benzene	1.4895 1.1880	1.3252 1.1678	1.3875 1.1254	1.2769 1.1124	1.2036	Ave		1.2529				10.2		15.0			
n-Heptane	0.0784 0.0982	0.0794 0.0930	0.0895 0.0920	0.0959 0.0909	0.0962	Ave		0.0904				7.8		15.0			
Trichloroethene	0.3614 0.3032	0.3027 0.2958	0.3466 0.2924	0.3212 0.2899	0.3093	Ave		0.3136				8.0		15.0			
Methylcyclohexane	0.5882 0.5749	0.5712 0.5533	0.6452 0.5389	0.5910 0.5354	0.5664	Ave		0.5739				5.8		15.0			
1,2-Dichloropropane	0.2958 0.2755	0.2812 0.2714	0.3028 0.2585	0.2959 0.2616	0.2816	Ave		0.2805				5.5		15.0			
Dibromomethane	0.0822 0.1147	0.1238 0.1160	0.1212 0.1133	0.1173 0.1127	0.1182	Ave		0.1133				10.8		15.0			
1,4-Dioxane	+++++ 0.0017	+++++ 0.0017	0.0020 0.0016	0.0016 0.0016	0.0019	Ave		0.0017				10.0		15.0			
Bromodichloromethane	0.2586 0.3009	0.2789 0.3049	0.2899 0.3007	0.2771 0.3045	0.2851	Ave		0.2889				5.4		15.0			
2-Chloroethyl vinyl ether	0.0609 0.0705	0.0651 0.0746	0.0671 0.0759	0.0707 0.0780	0.0692	Ave		0.0702				7.7		15.0			
cis-1,3-Dichloropropene	0.2312 0.3432	0.2572 0.3516	0.3051 0.3606	0.3223 0.3614	0.3216	Ave		0.3171				14.5		15.0			
4-Methyl-2-pentanone (MIBK)	0.1797 0.1934	0.1891 0.1966	0.1986 0.1881	0.1984 0.1822	0.2040	Ave		0.1922				4.2		15.0			
Toluene	1.8659 1.7724	1.7484 1.7097	2.0140 1.6800	1.8937 1.7067	1.7775	Ave		1.7965				6.0		15.0			
trans-1,3-Dichloropropene	+++++ 0.3878	0.2914 0.4050	0.3436 0.4158	0.3643 0.4241	0.3677	Ave		0.3750				11.6		15.0			
Ethyl methacrylate	0.2519 0.3251	0.2700 0.3249	0.2907 0.3221	0.3223 0.3184	0.3286	Ave		0.3060				9.2		15.0			
1,1,2-Trichloroethane	0.3076 0.2481	0.2771 0.2386	0.2917 0.2309	0.2713 0.2325	0.2618	Ave		0.2622				10.3		15.0			
1,3-Dichloropropane	0.5088 0.4394	0.4939 0.4347	0.5322 0.4175	0.4981 0.4185	0.4633	Ave		0.4674				9.0		15.0			

Note: The M1 coefficient is the same as Ave RRF for an Ave curve type.

FORM VI
GC/MS VOA BY INTERNAL STANDARD - INITIAL CALIBRATION DATA
CURVE EVALUATION

Lab Name: Eurofins TestAmerica, Canton Job No.: 240-123986-1 Analy Batch No.: 408938

SDG No.:

Instrument ID: A3UX8 GC Column: DB-624 ID: 0.18(mm) Heated Purge: (Y/N) Y

Calibration Start Date: 11/04/2019 01:56 Calibration End Date: 11/04/2019 05:00 Calibration ID: 54202

ANALYTE	RRF					CURVE TYPE	COEFFICIENT			#	MIN RRF	%RSD	#	MAX %RSD	R^2 OR COD	#	MIN R^2 OR COD
	LVL 1 LVL 6	LVL 2 LVL 7	LVL 3 LVL 8	LVL 4 LVL 9	LVL 5		B	M1	M2								
Tetrachloroethene	0.3863 0.3574	0.3577 0.3364	0.3963 0.3257	0.3725 0.3332	0.3406	Ave		0.3562				6.9		15.0			
2-Hexanone	0.1459 0.1973	0.1617 0.1937	0.1852 0.1846	0.1966 0.1821	0.2046	Ave		0.1835				10.2		15.0			
Chlorodibromomethane	0.2011 0.2520	0.1811 0.2619	0.2114 0.2630	0.2179 0.2724	0.2301	Ave		0.2323				13.7		15.0			
1,2-Dibromoethane	0.2551 0.2298	0.2028 0.2278	0.2488 0.2236	0.2496 0.2208	0.2283	Ave		0.2318				7.2		15.0			
Chlorobenzene	1.2640 1.0680	1.2148 1.0242	1.2225 0.9896	1.1662 1.0025	1.1006	Ave		1.1169			0.3000	9.2		15.0			
1,1,1,2-Tetrachloroethane	0.3251 0.3448	0.3086 0.3405	0.3525 0.3335	0.3266 0.3391	0.3252	Ave		0.3329				3.9		15.0			
Ethylbenzene	0.5333 0.6124	0.5658 0.5879	0.6719 0.5804	0.6541 0.5856	0.6325	Ave		0.6026				7.3		15.0			
m-Xylene & p-Xylene	0.8266 0.7507	0.7627 0.7215	0.8207 0.7094	0.8030 0.7185	0.7552	Ave		0.7631				5.8		15.0			
o-Xylene	0.7263 0.7393	0.7246 0.7023	0.8142 0.6662	0.7917 0.6665	0.7395	Ave		0.7301				6.8		15.0			
Styrene	1.0381 1.1387	1.0369 1.1125	1.1648 1.0778	1.1841 1.0840	1.1348	Ave		1.1080				4.7		15.0			
Bromoform	+++++ 0.1192	+++++ 0.1270	0.1070 0.1346	0.1124 0.1392	0.1124	Ave		0.1217			0.1000	10.0		15.0			
Isopropylbenzene	1.9406 2.0270	1.8052 1.9260	2.1776 1.8483	2.0974 1.8702	1.9987	Ave		1.9657				6.2		15.0			
1,1,2,2-Tetrachloroethane	0.5765 0.5498	0.6001 0.5459	0.5872 0.5137	0.5968 0.5072	0.5686	Ave		0.5607			0.3000	6.1		15.0			
Bromobenzene	0.9778 0.8205	0.9012 0.7927	0.9234 0.7720	0.8881 0.7777	0.8448	Ave		0.8554				8.4		15.0			
1,2,3-Trichloropropane	0.1963 0.1721	0.1653 0.1703	0.1707 0.1606	0.2090 0.1594	0.1851	Ave		0.1765				9.6		15.0			
trans-1,4-Dichloro-2-butene	+++++ 0.1766	0.1623 0.1848	0.1761 0.1829	0.1996 0.1853	0.1842	Ave		0.1815				5.8		15.0			
N-Propylbenzene	0.9830 1.1014	0.9954 1.0628	1.1919 1.0236	1.1773 1.0324	1.1181	Ave		1.0762				7.1		15.0			
2-Chlorotoluene	0.9843 0.8895	0.8814 0.8701	0.9534 0.8299	0.9470 0.8358	0.8685	Ave		0.8955				6.0		15.0			
1,3,5-Trimethylbenzene	2.8305 3.3817	2.8371 3.2927	3.4043 3.1148	3.4724 3.1600	3.3407	Ave		3.2038				7.4		15.0			
4-Chlorotoluene	0.9457 0.9011	0.9897 0.8714	0.9925 0.8372	0.9800 0.8495	0.9194	Ave		0.9207				6.5		15.0			

Note: The M1 coefficient is the same as Ave RRF for an Ave curve type.

FORM VI
GC/MS VOA BY INTERNAL STANDARD - INITIAL CALIBRATION DATA
CURVE EVALUATION

Lab Name: Eurofins TestAmerica, Canton Job No.: 240-123986-1 Analy Batch No.: 408938

SDG No.:

Instrument ID: A3UX8 GC Column: DB-624 ID: 0.18(mm) Heated Purge: (Y/N) Y

Calibration Start Date: 11/04/2019 01:56 Calibration End Date: 11/04/2019 05:00 Calibration ID: 54202

ANALYTE	RRF					CURVE TYPE	COEFFICIENT			#	MIN RRF	%RSD	#	MAX %RSD	R^2 OR COD	#	MIN R^2 OR COD
	LVL 1 LVL 6	LVL 2 LVL 7	LVL 3 LVL 8	LVL 4 LVL 9	LVL 5		B	M1	M2								
tert-Butylbenzene	2.7625 3.0643	2.6183 2.9756	3.1401 2.8135	3.1515 2.7962	3.0226	Ave		2.9272				6.4		15.0			
1,2,4-Trimethylbenzene	2.8978 3.3407	2.9193 3.3080	3.5061 3.1049	3.5595 3.1510	3.4085	Ave		3.2440				7.4		15.0			
sec-Butylbenzene	4.2078 4.4972	4.1713 4.2919	4.6755 4.0988	4.7277 4.1123	4.4244	Ave		4.3563				5.4		15.0			
1,3-Dichlorobenzene	2.2788 1.7196	1.9335 1.6769	2.1034 1.5727	1.9443 1.5767	1.8109	Ave		1.8463				13.0		15.0			
4-Isopropyltoluene	3.1520 3.7413	3.2965 3.6001	3.8197 3.3806	3.9322 3.4195	3.7595	Ave		3.5668				7.5		15.0			
1,4-Dichlorobenzene	+++++ 1.7251	2.1142 1.6658	2.0852 1.5688	1.9214 1.5836	1.7856	Ave		1.8062				11.8		15.0			
n-Butylbenzene	3.3048 3.3818	3.0723 3.2362	3.4708 3.0327	3.5162 3.0425	3.4123	Ave		3.2744				5.7		15.0			
1,2-Dichlorobenzene	+++++ 1.5566	1.9512 1.5507	1.9308 1.4161	1.7756 1.4152	1.6765	Ave		1.6591				12.8		15.0			
1,2-Dibromo-3-Chloropropane	+++++ 0.0725	+++++ 0.0746	0.0694 0.0793	0.0646 0.0790	0.0688	Ave		0.0726				7.5		15.0			
1,2,4-Trichlorobenzene	+++++ 0.9690	1.2069 0.9309	1.1762 0.8239	1.0651 0.8198	1.0044	Ave		0.9995				14.5		15.0			
Hexachlorobutadiene	0.7638 0.5341	0.6938 0.4676	0.6199 0.4263	0.6182 0.4130	0.5559	Lin1	0.6123	0.4373							0.9910		0.9900
Naphthalene	2.5459 1.8348	2.0889 1.8229	1.9380 1.6555	1.8938 1.5977	1.9196	Ave		1.9219				14.4		15.0			
1,2,3-Trichlorobenzene	1.4741 0.8239	1.1981 0.7832	1.0667 0.7098	0.9826 0.6907	0.9272	Lin1	1.1362	0.7233							0.9940		0.9900
Dibromofluoromethane (Surr)	+++++ 0.1955	0.2831 0.2205	0.2667 0.2210	0.2642 0.2208	0.2490	Ave		0.2401				12.5		15.0			
1,2-Dichloroethane-d4 (Surr)	0.4157 0.2143	0.3661 0.2389	0.3510 0.2453	0.3055 0.2423	0.2913	Lin1	0.2663	0.2408							0.9960		0.9900
Toluene-d8 (Surr)	+++++ 1.2375	1.8028 1.3240	1.7646 1.3364	1.6550 1.3469	1.5871	Ave		1.5068				14.7		15.0			
4-Bromofluorobenzene (Surr)	1.0466 0.4378	0.7643 0.4584	0.6854 0.4611	0.5857 0.4718	0.5618	Lin1	0.6963	0.4620							0.9980		0.9900

Note: The M1 coefficient is the same as Ave RRF for an Ave curve type.

FORM VI
GC/MS VOA BY INTERNAL STANDARD - INITIAL CALIBRATION DATA
RESPONSE AND CONCENTRATION

Lab Name: Eurofins TestAmerica, Canton Job No.: 240-123986-1 Analy Batch No.: 408938

SDG No.:

Instrument ID: A3UX8 GC Column: DB-624 ID: 0.18(mm) Heated Purge: (Y/N) Y

Calibration Start Date: 11/04/2019 01:56 Calibration End Date: 11/04/2019 05:00 Calibration ID: 54202

Calibration Files:

LEVEL:	LAB SAMPLE ID:	LAB FILE ID:
Level 1	STD8260 240-408938/11	UX87328.D
Level 2	STD8260 240-408938/10	UX87327.D
Level 3	STD8260 240-408938/9	UX87326.D
Level 4	STD8260 240-408938/8	UX87325.D
Level 5	ICIS 240-408938/7	UX87324.D
Level 6	STD8260 240-408938/6	UX87323.D
Level 7	STD8260 240-408938/5	UX87322.D
Level 8	STD8260 240-408938/4	UX87321.D
Level 9	STD8260 240-408938/3	UX87320.D

ANALYTE	IS REF	CURVE TYPE	RESPONSE					CONCENTRATION (UG/L)				
			LVL 1 LVL 6	LVL 2 LVL 7	LVL 3 LVL 8	LVL 4 LVL 9	LVL 5	LVL 1 LVL 6	LVL 2 LVL 7	LVL 3 LVL 8	LVL 4 LVL 9	LVL 5
Dichlorodifluoromethane	FB	Ave	4849 301181	9857 568112	35377 1180164	61088 1416348	118385	1.00 50.0	2.00 100	5.00 200	10.0 250	20.0
Chloromethane	FB	Ave	6320 341946	12602 660638	43866 1383821	75401 1614860	137404	1.00 50.0	2.00 100	5.00 200	10.0 250	20.0
Vinyl chloride	FB	Ave	5019 243123	9032 473116	31140 1011150	53380 1210448	97280	1.00 50.0	2.00 100	5.00 200	10.0 250	20.0
Butadiene	FB	Ave	5813 290812	10066 570983	34818 1216503	66961 1464755	120554	1.00 50.0	2.00 100	5.00 200	10.0 250	20.0
Bromomethane	FB	Qua	3050 130159	5140 224702	17618 +++++	30916 +++++	56833	1.00 50.0	2.00 100	5.00 +++++	10.0 +++++	20.0
Chloroethane	FB	Ave	2531 144982	5611 277628	18115 526524	31812 611057	60595	1.00 50.0	2.00 100	5.00 200	10.0 250	20.0
Dichlorofluoromethane	FB	Ave	5936 301156	11685 591417	39386 1199843	67710 1434599	129307	1.00 50.0	2.00 100	5.00 200	10.0 250	20.0
Trichlorofluoromethane	FB	Ave	5737 295143	11189 567943	37614 1168842	64175 1429029	118180	1.00 50.0	2.00 100	5.00 200	10.0 250	20.0
Ethyl ether	FB	Ave	4205 182747	6410 356429	19665 693208	40158 828578	70927	1.00 50.0	2.00 100	5.00 200	10.0 250	20.0
Acrolein	FB	Ave	2510 137780	5186 271374	15846 529259	29672 641709	54392	5.00 250	10.0 500	25.0 1000	50.0 1250	100
1,1-Dichloroethene	FB	Ave	4805 217085	7762 421742	23364 832775	47490 998598	81913	1.00 50.0	2.00 100	5.00 200	10.0 250	20.0
1,1,2-Trichlorotrifluoroethane	FB	Ave	3833 180368	6173 352865	21454 697076	38513 862194	68326	1.00 50.0	2.00 100	5.00 200	10.0 250	20.0
Acetone	FB	Lin1	5170 98165	7936 211870	15200 401250	24293 481594	44450	2.00 100	4.00 200	10.0 400	20.0 500	40.0
Iodomethane	FB	Ave	8467 355371	14459 699936	39607 1370634	76033 1664877	136650	1.00 50.0	2.00 100	5.00 200	10.0 250	20.0

FORM VI
GC/MS VOA BY INTERNAL STANDARD - INITIAL CALIBRATION DATA
RESPONSE AND CONCENTRATION

Lab Name: Eurofins TestAmerica, Canton Job No.: 240-123986-1 Analy Batch No.: 408938

SDG No.:

Instrument ID: A3UX8 GC Column: DB-624 ID: 0.18(mm) Heated Purge: (Y/N) Y

Calibration Start Date: 11/04/2019 01:56 Calibration End Date: 11/04/2019 05:00 Calibration ID: 54202

ANALYTE	IS REF	CURVE TYPE	RESPONSE					CONCENTRATION (UG/L)				
			LVL 1 LVL 6	LVL 2 LVL 7	LVL 3 LVL 8	LVL 4 LVL 9	LVL 5	LVL 1 LVL 6	LVL 2 LVL 7	LVL 3 LVL 8	LVL 4 LVL 9	LVL 5
Carbon disulfide	FB	Ave	12267 684105	21779 1384482	61463 2824623	132632 3454195	245407	1.00 50.0	2.00 100	5.00 200	10.0 250	20.0
3-Chloro-1-propene	FB	Ave	2285 136512	3803 273611	12330 550863	26367 662621	52174	1.00 50.0	2.00 100	5.00 200	10.0 250	20.0
Methyl acetate	FB	Ave	5747 260015	10475 526757	28703 1032842	56817 1215567	103904	2.00 100	4.00 200	10.0 400	20.0 500	40.0
Methylene Chloride	FB	Ave	5340 228435	10071 445237	26691 875510	49941 1040092	89815	1.00 50.0	2.00 100	5.00 200	10.0 250	20.0
tert-Butyl alcohol	FB	Ave	2691 117140	5334 237503	12630 467313	24997 549430	49200	10.0 500	20.0 1000	50.0 2000	100 2500	200
Acrylonitrile	FB	Ave	13195 594042	25630 1172011	62909 2270202	128947 2700150	237968	10.0 500	20.0 1000	50.0 2000	100 2500	200
trans-1,2-Dichloroethene	FB	Ave	4899 250749	9626 481661	27569 950641	53382 1150022	93504	1.00 50.0	2.00 100	5.00 200	10.0 250	20.0
Methyl tert-butyl ether	FB	Ave	9522 449793	18251 902644	49002 1793096	97106 2150594	175633	1.00 50.0	2.00 100	5.00 200	10.0 250	20.0
Hexane	FB	Ave	1169 76024	2290 146890	7686 291229	15470 354247	29150	1.00 50.0	2.00 100	5.00 200	10.0 250	20.0
1,1-Dichloroethane	FB	Ave	8839 447612	18564 886237	49268 1732824	95919 2093855	174780	1.00 50.0	2.00 100	5.00 200	10.0 250	20.0
Vinyl acetate	FB	Ave	5977 371396	12120 777537	35238 1526753	74382 1845488	144240	1.00 50.0	2.00 100	5.00 200	10.0 250	20.0
2-Butanone (MEK)	FB	Lin1	+++++ 161681	8910 321019	20977 595602	39439 716233	70049	+++++ 100	4.00 200	10.0 400	20.0 500	40.0
cis-1,2-Dichloroethene	FB	Ave	5893 263257	10093 498192	27907 986744	55089 1177028	102056	1.00 50.0	2.00 100	5.00 200	10.0 250	20.0
2,2-Dichloropropane	FB	Ave	+++++ 264972	12470 536391	33445 1070573	62506 1317761	106504	+++++ 50.0	2.00 100	5.00 200	10.0 250	20.0
Bromochloromethane	FB	Ave	1943 102812	4162 199539	10625 394391	22447 475869	40826	1.00 50.0	2.00 100	5.00 200	10.0 250	20.0
Tetrahydrofuran	FB	Ave	+++++ 98294	4225 196537	11265 400778	20545 472939	38434	+++++ 100	4.00 200	10.0 400	20.0 500	40.0
Chloroform	FB	Ave	8635 397332	16202 780159	43524 1528117	86631 1867977	154200	1.00 50.0	2.00 100	5.00 200	10.0 250	20.0
1,1,1-Trichloroethane	FB	Ave	5801 349953	11371 692507	33781 1394494	68696 1704952	130417	1.00 50.0	2.00 100	5.00 200	10.0 250	20.0
Cyclohexane	FB	Ave	10391 540593	18053 1049535	56983 2117486	113554 2562511	204481	1.00 50.0	2.00 100	5.00 200	10.0 250	20.0
1,1-Dichloropropene	FB	Ave	7046 347052	13339 670701	36946 1333231	72864 1628904	131870	1.00 50.0	2.00 100	5.00 200	10.0 250	20.0
Carbon tetrachloride	FB	Ave	5338 301774	10078 593155	28614 1219856	59625 1492837	110519	1.00 50.0	2.00 100	5.00 200	10.0 250	20.0

FORM VI
GC/MS VOA BY INTERNAL STANDARD - INITIAL CALIBRATION DATA
RESPONSE AND CONCENTRATION

Lab Name: Eurofins TestAmerica, Canton Job No.: 240-123986-1 Analy Batch No.: 408938

SDG No.:

Instrument ID: A3UX8 GC Column: DB-624 ID: 0.18(mm) Heated Purge: (Y/N) Y

Calibration Start Date: 11/04/2019 01:56 Calibration End Date: 11/04/2019 05:00 Calibration ID: 54202

ANALYTE	IS REF	CURVE TYPE	RESPONSE					CONCENTRATION (UG/L)				
			LVL 1 LVL 6	LVL 2 LVL 7	LVL 3 LVL 8	LVL 4 LVL 9	LVL 5	LVL 1 LVL 6	LVL 2 LVL 7	LVL 3 LVL 8	LVL 4 LVL 9	LVL 5
Isobutyl alcohol	FB	Ave	2155 153503	6055 291640	15371 574850	30939 680996	58346	25.0 1250	50.0 2500	125 5000	250 6250	500
1,2-Dichloroethane	FB	Ave	5297 273572	11363 543211	31623 1061097	62895 1291850	110251	1.00 50.0	2.00 100	5.00 200	10.0 250	20.0
Benzene	FB	Ave	23094 982265	40417 1914879	109349 3774988	213067 4552740	385934	1.00 50.0	2.00 100	5.00 200	10.0 250	20.0
n-Heptane	FB	Ave	1215 81171	2423 152522	7052 308630	16001 372193	30845	1.00 50.0	2.00 100	5.00 200	10.0 250	20.0
Trichloroethene	FB	Ave	5604 250733	9232 485061	27320 980740	53589 1186683	99181	1.00 50.0	2.00 100	5.00 200	10.0 250	20.0
Methylcyclohexane	FB	Ave	9120 475396	17419 907286	50849 1807826	98621 2191382	181623	1.00 50.0	2.00 100	5.00 200	10.0 250	20.0
1,2-Dichloropropane	FB	Ave	4587 227806	8576 445073	23866 867036	49376 1070604	90298	1.00 50.0	2.00 100	5.00 200	10.0 250	20.0
Dibromomethane	FB	Ave	1274 94848	3776 190242	9550 380135	19578 461288	37898	1.00 50.0	2.00 100	5.00 200	10.0 250	20.0
1,4-Dioxane	FB	Ave	+++++ 28085	+++++ 57318	3184 107104	5250 128769	12161	+++++ 1000	+++++ 2000	100 4000	200 5000	400
Bromodichloromethane	FB	Ave	4009 248779	8506 499997	22847 1008647	46229 1246094	91416	1.00 50.0	2.00 100	5.00 200	10.0 250	20.0
2-Chloroethyl vinyl ether	FB	Ave	1888 116640	3972 244518	10570 509199	23593 638200	44399	2.00 100	4.00 200	10.0 400	20.0 500	40.0
cis-1,3-Dichloropropene	FB	Ave	3584 283790	7845 576548	24042 1209550	53785 1479112	103122	1.00 50.0	2.00 100	5.00 200	10.0 250	20.0
4-Methyl-2-pentanone (MIBK)	FB	Ave	5573 319854	11533 644788	31310 1262053	66224 1491244	130788	2.00 100	4.00 200	10.0 400	20.0 500	40.0
Toluene	CBNZ d5	Ave	19706 985202	36649 1930810	106219 3871561	213860 4747867	395339	1.00 50.0	2.00 100	5.00 200	10.0 250	20.0
trans-1,3-Dichloropropene	CBNZ d5	Ave	+++++ 215545	6108 457414	18120 958256	41140 1179824	81773	+++++ 50.0	2.00 100	5.00 200	10.0 250	20.0
Ethyl methacrylate	CBNZ d5	Ave	2660 180713	5659 366934	15332 742180	36400 885773	73080	1.00 50.0	2.00 100	5.00 200	10.0 250	20.0
1,1,2-Trichloroethane	CBNZ d5	Ave	3249 137890	5808 269404	15383 532073	30637 646775	58225	1.00 50.0	2.00 100	5.00 200	10.0 250	20.0
1,3-Dichloropropane	CBNZ d5	Ave	5373 244262	10353 490880	28071 962257	56250 1164166	103038	1.00 50.0	2.00 100	5.00 200	10.0 250	20.0
Tetrachloroethene	CBNZ d5	Ave	4080 198692	7498 379959	20902 750624	42066 926855	75746	1.00 50.0	2.00 100	5.00 200	10.0 250	20.0
2-Hexanone	CBNZ d5	Ave	3082 219313	6778 437493	19538 850965	44408 1012941	91010	2.00 100	4.00 200	10.0 400	20.0 500	40.0
Chlorodibromomethane	CBNZ d5	Ave	2124 140101	3795 295804	11148 606035	24609 757898	51179	1.00 50.0	2.00 100	5.00 200	10.0 250	20.0

FORM VI
GC/MS VOA BY INTERNAL STANDARD - INITIAL CALIBRATION DATA
RESPONSE AND CONCENTRATION

Lab Name: Eurofins TestAmerica, Canton Job No.: 240-123986-1 Analy Batch No.: 408938

SDG No.:

Instrument ID: A3UX8 GC Column: DB-624 ID: 0.18(mm) Heated Purge: (Y/N) Y

Calibration Start Date: 11/04/2019 01:56 Calibration End Date: 11/04/2019 05:00 Calibration ID: 54202

ANALYTE	IS REF	CURVE TYPE	RESPONSE					CONCENTRATION (UG/L)				
			LVL 1 LVL 6	LVL 2 LVL 7	LVL 3 LVL 8	LVL 4 LVL 9	LVL 5	LVL 1 LVL 6	LVL 2 LVL 7	LVL 3 LVL 8	LVL 4 LVL 9	LVL 5
1,2-Dibromoethane	CBNZ d5	Ave	2694 127764	4250 257243	13124 515250	28183 614171	50781	1.00 50.0	2.00 100	5.00 200	10.0 250	20.0
Chlorobenzene	CBNZ d5	Ave	13349 593661	25463 1156606	64474 2280465	131698 2788947	244795	1.00 50.0	2.00 100	5.00 200	10.0 250	20.0
1,1,1,2-Tetrachloroethane	CBNZ d5	Ave	3433 191646	6469 384549	18589 768644	36886 943461	72340	1.00 50.0	2.00 100	5.00 200	10.0 250	20.0
Ethylbenzene	CBNZ d5	Ave	5632 340393	11859 663942	35438 1337481	73865 1629183	140674	1.00 50.0	2.00 100	5.00 200	10.0 250	20.0
m-Xylene & p-Xylene	CBNZ d5	Ave	8730 417269	15987 814859	43282 1634955	90681 1998657	167969	1.00 50.0	2.00 100	5.00 200	10.0 250	20.0
o-Xylene	CBNZ d5	Ave	7671 410954	15188 793176	42941 1535204	89403 1854208	164489	1.00 50.0	2.00 100	5.00 200	10.0 250	20.0
Styrene	CBNZ d5	Ave	10964 632960	21734 1256424	61431 2483935	133722 3015547	252395	1.00 50.0	2.00 100	5.00 200	10.0 250	20.0
Bromoform	CBNZ d5	Ave	+++++ 66247	+++++ 143392	5641 310212	12696 387240	25008	+++++ 50.0	+++++ 100	5.00 200	10.0 250	20.0
Isopropylbenzene	CBNZ d5	Ave	20495 1126754	37838 2175078	114846 4259417	236860 5202762	444547	1.00 50.0	2.00 100	5.00 200	10.0 250	20.0
1,1,2,2-Tetrachloroethane	DCBd 4	Ave	3119 154539	6564 302308	16454 578077	34598 689438	63933	1.00 50.0	2.00 100	5.00 200	10.0 250	20.0
Bromobenzene	DCBd 4	Ave	5290 230619	9857 439009	25875 868774	51481 1057093	94992	1.00 50.0	2.00 100	5.00 200	10.0 250	20.0
1,2,3-Trichloropropane	DCBd 4	Ave	1062 48368	1808 94321	4783 180693	12115 216609	20812	1.00 50.0	2.00 100	5.00 200	10.0 250	20.0
trans-1,4-Dichloro-2-butene	DCBd 4	Ave	+++++ 49630	1775 102344	4934 205811	11568 251832	20714	+++++ 50.0	2.00 100	5.00 200	10.0 250	20.0
N-Propylbenzene	DCBd 4	Ave	5318 309588	10887 588557	33398 1151903	68245 1403287	125730	1.00 50.0	2.00 100	5.00 200	10.0 250	20.0
2-Chlorotoluene	DCBd 4	Ave	5325 250031	9640 481873	26714 933897	54897 1135987	97662	1.00 50.0	2.00 100	5.00 200	10.0 250	20.0
1,3,5-Trimethylbenzene	DCBd 4	Ave	15313 950535	31031 1823486	95389 3505295	201291 4295058	375652	1.00 50.0	2.00 100	5.00 200	10.0 250	20.0
4-Chlorotoluene	DCBd 4	Ave	5116 253273	10825 482570	27811 942179	56811 1154703	103389	1.00 50.0	2.00 100	5.00 200	10.0 250	20.0
tert-Butylbenzene	DCBd 4	Ave	14945 861324	28637 1647858	87986 3166187	182686 3800639	339877	1.00 50.0	2.00 100	5.00 200	10.0 250	20.0
1,2,4-Trimethylbenzene	DCBd 4	Ave	15677 939027	31930 1831977	98242 3494084	206338 4282789	383276	1.00 50.0	2.00 100	5.00 200	10.0 250	20.0
sec-Butylbenzene	DCBd 4	Ave	22764 1264106	45623 2376836	131008 4612591	274059 5589433	497504	1.00 50.0	2.00 100	5.00 200	10.0 250	20.0
1,3-Dichlorobenzene	DCBd 4	Ave	12328 483347	21147 928651	58937 1769815	112707 2143071	203627	1.00 50.0	2.00 100	5.00 200	10.0 250	20.0

FORM VI
GC/MS VOA BY INTERNAL STANDARD - INITIAL CALIBRATION DATA
RESPONSE AND CONCENTRATION

Lab Name: Eurofins TestAmerica, Canton Job No.: 240-123986-1 Analy Batch No.: 408938

SDG No.:

Instrument ID: A3UX8 GC Column: DB-624 ID: 0.18(mm) Heated Purge: (Y/N) Y

Calibration Start Date: 11/04/2019 01:56 Calibration End Date: 11/04/2019 05:00 Calibration ID: 54202

ANALYTE	IS REF	CURVE TYPE	RESPONSE					CONCENTRATION (UG/L)				
			LVL 1 LVL 6	LVL 2 LVL 7	LVL 3 LVL 8	LVL 4 LVL 9	LVL 5	LVL 1 LVL 6	LVL 2 LVL 7	LVL 3 LVL 8	LVL 4 LVL 9	LVL 5
4-Isopropyltoluene	DCBd 4	Ave	17052 1051637	36055 1993703	107028 3804397	227946 4647763	422746	1.00 50.0	2.00 100	5.00 200	10.0 250	20.0
1,4-Dichlorobenzene	DCBd 4	Ave	+++++ 484902	23124 922535	58428 1765508	111379 2152443	200783	+++++ 50.0	2.00 100	5.00 200	10.0 250	20.0
n-Butylbenzene	DCBd 4	Ave	17879 950582	33603 1792189	97252 3412823	203827 4135308	383704	1.00 50.0	2.00 100	5.00 200	10.0 250	20.0
1,2-Dichlorobenzene	DCBd 4	Ave	+++++ 437526	21341 858779	54101 1593641	102927 1923501	188521	+++++ 50.0	2.00 100	5.00 200	10.0 250	20.0
1,2-Dibromo-3-Chloropropane	DCBd 4	Ave	+++++ 20373	+++++ 41302	1944 89212	3745 107393	7735	+++++ 50.0	+++++ 100	5.00 200	10.0 250	20.0
1,2,4-Trichlorobenzene	DCBd 4	Ave	+++++ 272365	13200 515503	32957 927220	61743 1114253	112941	+++++ 50.0	2.00 100	5.00 200	10.0 250	20.0
Hexachlorobutadiene	DCBd 4	Lin1	4132 150125	7588 258964	17369 479688	35834 561329	62510	1.00 50.0	2.00 100	5.00 200	10.0 250	20.0
Naphthalene	DCBd 4	Ave	13773 515748	22847 1009538	54302 1862983	109781 2171542	215853	1.00 50.0	2.00 100	5.00 200	10.0 250	20.0
1,2,3-Trichlorobenzene	DCBd 4	Lin1	7975 231592	13104 433727	29888 798778	56959 938743	104266	1.00 50.0	2.00 100	5.00 200	10.0 250	20.0
Dibromofluoromethane (Surr)	FB	Ave	+++++ 161634	8634 361560	21021 741320	44076 903567	79832	+++++ 50.0	2.00 100	5.00 200	10.0 250	20.0
1,2-Dichloroethane-d4 (Surr)	FB	Lin1	6446 177190	11164 391743	27666 822982	50970 991866	93401	1.00 50.0	2.00 100	5.00 200	10.0 250	20.0
Toluene-d8 (Surr)	CBNZ d5	Ave	+++++ 687907	37788 1495239	93068 3079803	186898 3747007	353003	+++++ 50.0	2.00 100	5.00 200	10.0 250	20.0
4-Bromofluorobenzene (Surr)	CBNZ d5	Lin1	11053 243380	16020 517736	36150 1062657	66145 1312383	124956	1.00 50.0	2.00 100	5.00 200	10.0 250	20.0

Curve Type Legend:

Ave = Average ISTD
Lin1 = Linear 1/conc ISTD
Qua = Quadratic ISTD

FORM VII
GC/MS VOA CONTINUING CALIBRATION DATA

Lab Name: Eurofins TestAmerica, Canton Job No.: 240-123986-1

SDG No.:

Lab Sample ID: ICV 240-408938/13 Calibration Date: 11/04/2019 05:47

Instrument ID: A3UX8 Calib Start Date: 11/04/2019 01:56

GC Column: DB-624 ID: 0.18(mm) Calib End Date: 11/04/2019 05:00

Lab File ID: UX87330.D Conc. Units: ng/uL Heated Purge: (Y/N) Y

ANALYTE	CURVE TYPE	AVE RRF	RRF	MIN RRF	CALC AMOUNT	SPIKE AMOUNT	%D	MAX %D
Dichlorodifluoromethane	Ave	0.3587	0.3446		0.0240	0.0250	-4.0	50.0
Chloromethane	Ave	0.4313	0.4175	0.1000	0.0242	0.0250	-3.2	50.0
Vinyl chloride	Ave	0.3131	0.2945		0.0235	0.0250	-5.9	20.0
Butadiene	Ave	0.3716	0.3736		0.0251	0.0250	0.5	50.0
Bromomethane	Qua		0.1746		0.0256	0.0250	2.3	50.0
Chloroethane	Ave	0.1786	0.1818		0.0254	0.0250	1.8	50.0
Dichlorofluoromethane	Ave	0.3898	0.4070		0.0261	0.0250	4.4	50.0
Trichlorofluoromethane	Ave	0.3743	0.3713		0.0248	0.0250	-0.8	50.0
Ethyl ether	Ave	0.2267	0.2316		0.0255	0.0250	2.1	50.0
Acrolein	Ave	0.0339	0.0351		0.129	0.125	3.3	50.0
1,1-Dichloroethene	Ave	0.2681	0.2735		0.0255	0.0250	2.0	20.0
1,1,2-Trichlorotrifluoroethane	Ave	0.2242	0.2148		0.0240	0.0250	-4.2	50.0
Acetone	Lin1		0.0697		0.0542	0.0500	8.5	50.0
Iodomethane	Ave	0.4530	0.4369		0.0241	0.0250	-3.5	50.0
Carbon disulfide	Ave	0.8003	0.8048		0.0251	0.0250	0.6	50.0
3-Chloro-1-propene	Ave	0.1564	0.1558		0.0249	0.0250	-0.4	50.0
Methyl acetate	Ave	0.1658	0.1657		0.0500	0.0500	-0.0	50.0
Methylene Chloride	Ave	0.2951	0.2843		0.0241	0.0250	-3.7	50.0
tert-Butyl alcohol	Ave	0.0152	0.0155		0.253	0.250	1.4	50.0
Acrylonitrile	Ave	0.0753	0.0759		0.252	0.250	0.8	50.0
Methyl tert-butyl ether	Ave	0.5687	0.5538		0.0243	0.0250	-2.6	50.0
trans-1,2-Dichloroethene	Ave	0.3060	0.3096		0.0253	0.0250	1.1	50.0
Hexane	Ave	0.0874	0.0941		0.0269	0.0250	7.6	20.0
1,1-Dichloroethane	Ave	0.5593	0.5435	0.1000	0.0243	0.0250	-2.8	50.0
Vinyl acetate	Ave	0.4395	0.4533		0.0258	0.0250	3.2	50.0
2,2-Dichloropropane	Ave	0.3536	0.3162		0.0224	0.0250	-10.6	50.0
2-Butanone (MEK)	Lin1		0.1060		0.0550	0.0500	10.1	50.0
cis-1,2-Dichloroethene	Ave	0.3242	0.3225		0.0249	0.0250	-0.5	50.0
Bromochloromethane	Ave	0.1265	0.1268		0.0251	0.0250	0.2	50.0
Chloroform	Ave	0.5010	0.4941		0.0247	0.0250	-1.4	20.0
Tetrahydrofuran	Ave	0.0624	0.0630		0.0505	0.0500	0.9	50.0
1,1,1-Trichloroethane	Ave	0.4080	0.4165		0.0255	0.0250	2.1	50.0
Cyclohexane	Ave	0.6505	0.6344		0.0244	0.0250	-2.5	50.0
1,1-Dichloropropene	Ave	0.4259	0.3987		0.0234	0.0250	-6.4	50.0
Carbon tetrachloride	Ave	0.3550	0.3521		0.0248	0.0250	-0.8	50.0
Isobutyl alcohol	Ave	0.0071	0.0080		0.705	0.625	12.8	50.0
1,2-Dichloroethane	Ave	0.3478	0.3465		0.0249	0.0250	-0.4	50.0
Benzene	Ave	1.253	1.180		0.0235	0.0250	-5.9	50.0
n-Heptane	Ave	0.0904	0.0943		0.0261	0.0250	4.3	50.0
Trichloroethene	Ave	0.3136	0.3077		0.0245	0.0250	-1.9	50.0

FORM VII
GC/MS VOA CONTINUING CALIBRATION DATA

Lab Name: Eurofins TestAmerica, Canton Job No.: 240-123986-1

SDG No.:

Lab Sample ID: ICV 240-408938/13 Calibration Date: 11/04/2019 05:47

Instrument ID: A3UX8 Calib Start Date: 11/04/2019 01:56

GC Column: DB-624 ID: 0.18(mm) Calib End Date: 11/04/2019 05:00

Lab File ID: UX87330.D Conc. Units: ng/uL Heated Purge: (Y/N) Y

ANALYTE	CURVE TYPE	AVE RRF	RRF	MIN RRF	CALC AMOUNT	SPIKE AMOUNT	%D	MAX %D
1,2-Dichloropropane	Ave	0.2805	0.2802		0.0250	0.0250	-0.1	20.0
Methylcyclohexane	Ave	0.5739	0.5424		0.0236	0.0250	-5.5	50.0
Dibromomethane	Ave	0.1133	0.1188		0.0262	0.0250	4.8	50.0
1,4-Dioxane	Ave	0.0017	0.0017		0.487	0.500	-2.6	50.0
Bromodichloromethane	Ave	0.2889	0.2961		0.0256	0.0250	2.5	50.0
2-Chloroethyl vinyl ether	Ave	0.0702	0.0663		0.0236	0.0250	-5.6	50.0
cis-1,3-Dichloropropene	Ave	0.3171	0.3207		0.0253	0.0250	1.1	50.0
4-Methyl-2-pentanone (MIBK)	Ave	0.1922	0.2020		0.0525	0.0500	5.1	50.0
Toluene	Ave	1.796	1.739		0.0242	0.0250	-3.2	20.0
trans-1,3-Dichloropropene	Ave	0.3750	0.3396		0.0226	0.0250	-9.4	50.0
Ethyl methacrylate	Ave	0.3060	0.3267		0.0267	0.0250	6.8	50.0
1,1,2-Trichloroethane	Ave	0.2622	0.2563		0.0244	0.0250	-2.2	50.0
1,3-Dichloropropane	Ave	0.4674	0.4609		0.0247	0.0250	-1.4	50.0
Tetrachloroethene	Ave	0.3562	0.3454		0.0242	0.0250	-3.0	50.0
2-Hexanone	Ave	0.1835	0.2041		0.0556	0.0500	11.2	50.0
Chlorodibromomethane	Ave	0.2323	0.2402		0.0258	0.0250	3.4	50.0
1,2-Dibromoethane	Ave	0.2318	0.2342		0.0252	0.0250	1.0	50.0
Chlorobenzene	Ave	1.117	1.058	0.3000	0.0237	0.0250	-5.3	50.0
1,1,1,2-Tetrachloroethane	Ave	0.3329	0.3348		0.0251	0.0250	0.6	50.0
Ethylbenzene	Ave	0.6026	0.6020		0.0250	0.0250	-0.1	20.0
m-Xylene & p-Xylene	Ave	0.7631	0.7194		0.0236	0.0250	-5.7	50.0
o-Xylene	Ave	0.7301	0.7366		0.0252	0.0250	0.9	50.0
Styrene	Ave	1.108	1.103		0.0249	0.0250	-0.4	50.0
Bromoform	Ave	0.1217	0.1193	0.1000	0.0245	0.0250	-2.0	50.0
Isopropylbenzene	Ave	1.966	1.935		0.0246	0.0250	-1.5	50.0
1,1,2,2-Tetrachloroethane	Ave	0.5607	0.5612	0.3000	0.0250	0.0250	0.0	50.0
Bromobenzene	Ave	0.8554	0.7844		0.0229	0.0250	-8.3	50.0
1,2,3-Trichloropropane	Ave	0.1765	0.1752		0.0248	0.0250	-0.8	50.0
trans-1,4-Dichloro-2-butene	Ave	0.1815	0.1791		0.0247	0.0250	-1.3	50.0
N-Propylbenzene	Ave	1.076	1.017		0.0236	0.0250	-5.5	50.0
2-Chlorotoluene	Ave	0.8955	0.8361		0.0233	0.0250	-6.6	50.0
1,3,5-Trimethylbenzene	Ave	3.204	3.106		0.0242	0.0250	-3.0	50.0
4-Chlorotoluene	Ave	0.9207	0.8437		0.0229	0.0250	-8.4	50.0
tert-Butylbenzene	Ave	2.927	2.803		0.0239	0.0250	-4.3	50.0
1,2,4-Trimethylbenzene	Ave	3.244	3.157		0.0243	0.0250	-2.7	50.0
sec-Butylbenzene	Ave	4.356	4.111		0.0236	0.0250	-5.6	50.0
1,3-Dichlorobenzene	Ave	1.846	1.601		0.0217	0.0250	-13.3	50.0
4-Isopropyltoluene	Ave	3.567	3.401		0.0238	0.0250	-4.6	50.0
1,4-Dichlorobenzene	Ave	1.806	1.628		0.0225	0.0250	-9.9	50.0
n-Butylbenzene	Ave	3.274	3.012		0.0230	0.0250	-8.0	50.0
1,2-Dichlorobenzene	Ave	1.659	1.505		0.0227	0.0250	-9.3	50.0

FORM VII
GC/MS VOA CONTINUING CALIBRATION DATA

Lab Name: Eurofins TestAmerica, Canton Job No.: 240-123986-1

SDG No.:

Lab Sample ID: ICV 240-408938/13 Calibration Date: 11/04/2019 05:47

Instrument ID: A3UX8 Calib Start Date: 11/04/2019 01:56

GC Column: DB-624 ID: 0.18(mm) Calib End Date: 11/04/2019 05:00

Lab File ID: UX87330.D Conc. Units: ng/uL Heated Purge: (Y/N) Y

ANALYTE	CURVE TYPE	AVE RRF	RRF	MIN RRF	CALC AMOUNT	SPIKE AMOUNT	%D	MAX %D
1,2-Dibromo-3-Chloropropane	Ave	0.0726	0.0666		0.0229	0.0250	-8.2	50.0
1,2,4-Trichlorobenzene	Ave	1.000	0.8291		0.0207	0.0250	-17.1	50.0
Hexachlorobutadiene	Lin1		0.4874		0.0265	0.0250	5.8	50.0
Naphthalene	Ave	1.922	1.522		0.0198	0.0250	-20.8	50.0
1,2,3-Trichlorobenzene	Lin1		0.7690		0.0250	0.0250	0.0	50.0
Dibromofluoromethane (Surr)	Ave	0.2401	0.1969		0.0410	0.0500	-18.0	50.0
1,2-Dichloroethane-d4 (Surr)	Lin1		0.2247		0.0455	0.0500	-8.9	50.0
Toluene-d8 (Surr)	Ave	1.507	1.242		0.0412	0.0500	-17.6	50.0
4-Bromofluorobenzene (Surr)	Lin1		0.4384		0.0459	0.0500	-8.1	50.0

FORM V
GC/MS VOA INSTRUMENT PERFORMANCE CHECK
BROMOFLUOROBENZENE (BFB)

Lab Name: Eurofins TestAmerica, Canton Job No.: 240-123986-1

SDG No.:

Lab File ID: BFB8078.D BFB Injection Date: 12/28/2019

Instrument ID: A3UX8 BFB Injection Time: 06:12

Analysis Batch No.: 417546

M/E	ION ABUNDANCE CRITERIA	% RELATIVE ABUNDANCE	
50	15.0 - 40.0 % of mass 95	21.3	
75	30.0 - 60.0 % of mass 95	45.5	
95	Base Peak, 100% relative abundance	100.0	
96	5.0 - 9.0 % of mass 95	6.6	
173	Less than 2.0 % of mass 174	0.0	(0.0) 1
174	50.0 - 120.00 % of mass 95	81.4	
175	5.0 - 9.0 % of mass 174	5.9	(7.2) 1
176	95.0 - 101.0 % of mass 174	78.6	(96.5) 1
177	5.0 - 9.0 % of mass 176	5.0	(6.4) 2

1-Value is % mass 174 2-Value is % mass 176

THIS CHECK APPLIES TO THE FOLLOWING SAMPLES, MS, MSD, BLANKS AND STANDARDS:

CLIENT SAMPLE ID	LAB SAMPLE ID	LAB FILE ID	DATE ANALYZED	TIME ANALYZED
	CCVIS 240-417546/4	UX88056.D	12/28/2019	06:45
	CCV 240-417546/5	UX88057.D	12/28/2019	07:07
	LCS 240-417546/6	UX88058.D	12/28/2019	07:30
	MB 240-417546/7	UX88059.D	12/28/2019	07:52
E-SB-1793-12-14	240-123986-5	UX88065.D	12/28/2019	10:08
E-SB-1794-12-14	240-123986-6	UX88066.D	12/28/2019	10:30
E-SB-1797-8-10	240-123986-7	UX88067.D	12/28/2019	10:52
	240-124077-C-5-B MS	UX88072.D	12/28/2019	12:43
	240-124077-C-5-C MSD	UX88073.D	12/28/2019	13:05

FORM VII
GC/MS VOA CONTINUING CALIBRATION DATA

Lab Name: Eurofins TestAmerica, Canton Job No.: 240-123986-1

SDG No.:

Lab Sample ID: CCVIS 240-417546/4 Calibration Date: 12/28/2019 06:45

Instrument ID: A3UX8 Calib Start Date: 11/04/2019 01:56

GC Column: DB-624 ID: 0.18(mm) Calib End Date: 11/04/2019 05:00

Lab File ID: UX88056.D Conc. Units: ng/uL Heated Purge: (Y/N) Y

ANALYTE	CURVE TYPE	AVE RRF	RRF	MIN RRF	CALC AMOUNT	SPIKE AMOUNT	%D	MAX %D
Dichlorodifluoromethane	Ave	0.3587	0.3308		0.0184	0.0200	-7.8	50.0
Chloromethane	Ave	0.4313	0.3900	0.1000	0.0181	0.0200	-9.6	50.0
Vinyl chloride	Ave	0.3131	0.2877		0.0184	0.0200	-8.1	20.0
Butadiene	Ave	0.3716	0.3347		0.0180	0.0200	-9.9	50.0
Bromomethane	Qua		0.1746		0.0201	0.0200	0.4	50.0
Chloroethane	Ave	0.1786	0.1785		0.0200	0.0200	-0.0	50.0
Dichlorofluoromethane	Ave	0.3898	0.3845		0.0197	0.0200	-1.4	50.0
Trichlorofluoromethane	Ave	0.3743	0.3732		0.0199	0.0200	-0.3	50.0
Ethyl ether	Ave	0.2267	0.1540		0.0340	0.0500	-32.1	50.0
Acrolein	Ave	0.0339	0.0210		0.154	0.250	-38.3	50.0
1,1-Dichloroethene	Ave	0.2681	0.2463		0.0459	0.0500	-8.1	20.0
1,1,2-Trichlorotrifluoroethane	Ave	0.2242	0.2091		0.0466	0.0500	-6.7	50.0
Acetone	Lin1		0.0554		0.0888	0.100	-11.2	50.0
Iodomethane	Ave	0.4530	0.4042		0.0446	0.0500	-10.8	50.0
Carbon disulfide	Ave	0.8003	0.7993		0.0499	0.0500	-0.1	50.0
3-Chloro-1-propene	Ave	0.1564	0.1539		0.0492	0.0500	-1.6	50.0
Methyl acetate	Ave	0.1658	0.1299		0.0784	0.100	-21.6	50.0
Methylene Chloride	Ave	0.2951	0.2574		0.0436	0.0500	-12.8	50.0
tert-Butyl alcohol	Ave	0.0152	0.0118		0.385	0.500	-22.9	50.0
Acrylonitrile	Ave	0.0753	0.0625		0.415	0.500	-16.9	50.0
trans-1,2-Dichloroethene	Ave	0.3060	0.2833		0.0463	0.0500	-7.4	50.0
Methyl tert-butyl ether	Ave	0.5687	0.4809		0.0423	0.0500	-15.4	50.0
Hexane	Ave	0.0874	0.0855		0.0489	0.0500	-2.2	20.0
1,1-Dichloroethane	Ave	0.5593	0.4870	0.1000	0.0435	0.0500	-12.9	50.0
Vinyl acetate	Ave	0.4395	0.3766		0.0428	0.0500	-14.3	50.0
cis-1,2-Dichloroethene	Ave	0.3242	0.2898		0.0447	0.0500	-10.6	50.0
2,2-Dichloropropane	Ave	0.3536	0.3205		0.0453	0.0500	-9.3	50.0
2-Butanone (MEK)	Lin1		0.0840		0.0895	0.100	-10.5	50.0
Bromochloromethane	Ave	0.1265	0.1088		0.0430	0.0500	-14.0	50.0
Chloroform	Ave	0.5010	0.4244		0.0424	0.0500	-15.3	20.0
Tetrahydrofuran	Ave	0.0624	0.0501		0.0803	0.100	-19.7	50.0
1,1,1-Trichloroethane	Ave	0.4080	0.3772		0.0462	0.0500	-7.5	50.0
Cyclohexane	Ave	0.6505	0.6242		0.0480	0.0500	-4.0	50.0
1,1-Dichloropropene	Ave	0.4259	0.3833		0.0450	0.0500	-10.0	50.0
Carbon tetrachloride	Ave	0.3550	0.3272		0.0461	0.0500	-7.8	50.0
Isobutyl alcohol	Ave	0.0071	0.0059		1.04	1.25	-16.6	50.0
1,2-Dichloroethane	Ave	0.3478	0.2812		0.0404	0.0500	-19.2	50.0
Benzene	Ave	1.253	1.084		0.0432	0.0500	-13.5	50.0
n-Heptane	Ave	0.0904	0.0908		0.0502	0.0500	0.5	50.0
Trichloroethene	Ave	0.3136	0.2787		0.0444	0.0500	-11.2	50.0

FORM VII
GC/MS VOA CONTINUING CALIBRATION DATA

Lab Name: Eurofins TestAmerica, Canton Job No.: 240-123986-1

SDG No.:

Lab Sample ID: CCVIS 240-417546/4 Calibration Date: 12/28/2019 06:45

Instrument ID: A3UX8 Calib Start Date: 11/04/2019 01:56

GC Column: DB-624 ID: 0.18(mm) Calib End Date: 11/04/2019 05:00

Lab File ID: UX88056.D Conc. Units: ng/uL Heated Purge: (Y/N) Y

ANALYTE	CURVE TYPE	AVE RRF	RRF	MIN RRF	CALC AMOUNT	SPIKE AMOUNT	%D	MAX %D
1,2-Dichloropropane	Ave	0.2805	0.2373		0.0423	0.0500	-15.4	20.0
Methylcyclohexane	Ave	0.5739	0.5381		0.0469	0.0500	-6.2	50.0
Dibromomethane	Ave	0.1133	0.1021		0.0450	0.0500	-9.9	50.0
1,4-Dioxane	Ave	0.0017	0.0013		0.775	1.00	-22.5	50.0
Bromodichloromethane	Ave	0.2889	0.2574		0.0445	0.0500	-10.9	50.0
2-Chloroethyl vinyl ether	Ave	0.0702	0.0444		0.0633	0.100	-36.7	50.0
cis-1,3-Dichloropropene	Ave	0.3171	0.2907		0.0458	0.0500	-8.3	50.0
4-Methyl-2-pentanone (MIBK)	Ave	0.1922	0.1642		0.0854	0.100	-14.6	50.0
Toluene	Ave	1.796	1.646		0.0458	0.0500	-8.4	20.0
trans-1,3-Dichloropropene	Ave	0.3750	0.3373		0.0450	0.0500	-10.0	50.0
Ethyl methacrylate	Ave	0.3060	0.2983		0.0487	0.0500	-2.5	50.0
1,1,2-Trichloroethane	Ave	0.2622	0.2302		0.0439	0.0500	-12.2	50.0
1,3-Dichloropropane	Ave	0.4674	0.3924		0.0420	0.0500	-16.1	50.0
Tetrachloroethene	Ave	0.3562	0.3282		0.0461	0.0500	-7.9	50.0
2-Hexanone	Ave	0.1835	0.1689		0.0920	0.100	-8.0	50.0
Chlorodibromomethane	Ave	0.2323	0.2230		0.0480	0.0500	-4.0	50.0
1,2-Dibromoethane	Ave	0.2318	0.1993		0.0430	0.0500	-14.1	50.0
Chlorobenzene	Ave	1.117	0.9788	0.3000	0.0438	0.0500	-12.4	50.0
1,1,1,2-Tetrachloroethane	Ave	0.3329	0.3213		0.0483	0.0500	-3.5	50.0
Ethylbenzene	Ave	0.6026	0.5702		0.0473	0.0500	-5.4	20.0
m-Xylene & p-Xylene	Ave	0.7631	0.7022		0.0460	0.0500	-8.0	50.0
o-Xylene	Ave	0.7301	0.6810		0.0466	0.0500	-6.7	50.0
Styrene	Ave	1.108	1.053		0.0475	0.0500	-5.0	50.0
Bromoform	Ave	0.1217	0.1053	0.1000	0.0433	0.0500	-13.5	50.0
Isopropylbenzene	Ave	1.966	1.859		0.0473	0.0500	-5.4	50.0
1,1,2,2-Tetrachloroethane	Ave	0.5607	0.4510	0.3000	0.0402	0.0500	-19.6	50.0
Bromobenzene	Ave	0.8554	0.6838		0.0400	0.0500	-20.1	50.0
1,2,3-Trichloropropane	Ave	0.1765	0.1463		0.0414	0.0500	-17.1	50.0
trans-1,4-Dichloro-2-butene	Ave	0.1815	0.1390		0.0383	0.0500	-23.4	50.0
N-Propylbenzene	Ave	1.076	0.9534		0.0443	0.0500	-11.4	50.0
2-Chlorotoluene	Ave	0.8955	0.7456		0.0416	0.0500	-16.7	50.0
1,3,5-Trimethylbenzene	Ave	3.204	2.903		0.0453	0.0500	-9.4	50.0
4-Chlorotoluene	Ave	0.9207	0.7773		0.0422	0.0500	-15.6	50.0
tert-Butylbenzene	Ave	2.927	2.894		0.0494	0.0500	-1.1	50.0
1,2,4-Trimethylbenzene	Ave	3.244	2.857		0.0440	0.0500	-11.9	50.0
sec-Butylbenzene	Ave	4.356	3.863		0.0443	0.0500	-11.3	50.0
1,3-Dichlorobenzene	Ave	1.846	1.470		0.0398	0.0500	-20.4	50.0
4-Isopropyltoluene	Ave	3.567	3.238		0.0454	0.0500	-9.2	50.0
1,4-Dichlorobenzene	Ave	1.806	1.454		0.0403	0.0500	-19.5	50.0
n-Butylbenzene	Ave	3.274	2.902		0.0443	0.0500	-11.4	50.0
1,2-Dichlorobenzene	Ave	1.659	1.327		0.0400	0.0500	-20.0	50.0

FORM VII
GC/MS VOA CONTINUING CALIBRATION DATA

Lab Name: Eurofins TestAmerica, Canton Job No.: 240-123986-1

SDG No.:

Lab Sample ID: CCVIS 240-417546/4 Calibration Date: 12/28/2019 06:45

Instrument ID: A3UX8 Calib Start Date: 11/04/2019 01:56

GC Column: DB-624 ID: 0.18(mm) Calib End Date: 11/04/2019 05:00

Lab File ID: UX88056.D Conc. Units: ng/uL Heated Purge: (Y/N) Y

ANALYTE	CURVE TYPE	AVE RRF	RRF	MIN RRF	CALC AMOUNT	SPIKE AMOUNT	%D	MAX %D
1,2-Dibromo-3-Chloropropane	Ave	0.0726	0.0598		0.0412	0.0500	-17.6	50.0
1,2,4-Trichlorobenzene	Ave	1.000	0.7421		0.0371	0.0500	-25.7	50.0
Hexachlorobutadiene	Lin1		0.4491		0.0499	0.0500	-0.1	50.0
Naphthalene	Ave	1.922	1.293		0.0336	0.0500	-32.7	50.0
1,2,3-Trichlorobenzene	Lin1		0.6556		0.0437	0.0500	-12.5	50.0
Dibromofluoromethane (Surr)	Ave	0.2401	0.2007		0.0418	0.0500	-16.4	50.0
1,2-Dichloroethane-d4 (Surr)	Lin1		0.2034		0.0411	0.0500	-17.8	50.0
Toluene-d8 (Surr)	Ave	1.507	1.465		0.0486	0.0500	-2.8	50.0
4-Bromofluorobenzene (Surr)	Lin1		0.5231		0.0551	0.0500	10.2	50.0

FORM VII
GC/MS VOA CONTINUING CALIBRATION DATA

Lab Name: Eurofins TestAmerica, Canton Job No.: 240-123986-1

SDG No.:

Lab Sample ID: CCV 240-417546/5 Calibration Date: 12/28/2019 07:07

Instrument ID: A3UX8 Calib Start Date: 08/16/2019 07:03

GC Column: DB-624 ID: 0.18(mm) Calib End Date: 08/16/2019 09:57

Lab File ID: UX88057.D Conc. Units: ng/uL Heated Purge: (Y/N) Y

ANALYTE	CURVE TYPE	AVE RRF	RRF	MIN RRF	CALC AMOUNT	SPIKE AMOUNT	%D	MAX %D
Acetonitrile	Ave	0.0232	0.0228		0.491	0.500	-1.7	50.0
Diisopropyl ether	Ave	0.2512	0.2055		0.0409	0.0500	-18.2	50.0
2-Chloro-1,3-butadiene	Ave	0.4896	0.5076		0.0518	0.0500	3.7	50.0
Ethyl tert-butyl ether	Ave	0.7071	0.6501		0.0460	0.0500	-8.1	50.0
Ethyl acetate	Ave	0.1538	0.1713		0.111	0.100	11.4	50.0
Propionitrile	Ave	0.0237	0.0229		0.483	0.500	-3.3	50.0
Methacrylonitrile	Ave	0.1081	0.1186		0.549	0.500	9.7	50.0
Tert-amyl methyl ether	Ave	0.5433	0.4631		0.0426	0.0500	-14.7	50.0
n-Butanol	Ave	0.0039	0.0033		1.06	1.25	-15.1	50.0
Ethyl acrylate	Ave	0.1823	0.2018		0.0553	0.0500	10.7	50.0
Methyl methacrylate	Ave	0.1371	0.1647		0.120	0.100	20.1	50.0
2-Nitropropane	Ave	0.0212	0.0246		0.116	0.100	15.6	50.0
n-Butyl acetate	Ave	0.3565	0.3739		0.0524	0.0500	4.9	50.0
1-Chlorohexane	Ave	0.5241	0.4980		0.0475	0.0500	-5.0	50.0
Cyclohexanone	Ave	0.0071	0.0049		0.343	0.500	-31.4	50.0
Pentachloroethane	Ave	0.4313	0.2302		0.0534	0.100	-46.6	50.0
1,2,3-Trimethylbenzene	Ave	3.078	2.738		0.0445	0.0500	-11.0	50.0
Benzyl chloride	Lin1		0.1038		0.0300	0.0500	-40.0	50.0
1,3,5-Trichlorobenzene	Ave	1.411	1.016		0.0360	0.0500	-28.0	50.0
2-Methylnaphthalene	Lin1		0.7698		0.0610	0.100	-39.0	50.0

FORM VIII
GC/MS VOA INTERNAL STANDARD AREA AND RETENTION TIME SUMMARY

Lab Name: Eurofins TestAmerica, Canton Job No.: 240-123986-1

SDG No.:

Sample No.: ICIS 240-408884/6 Date Analyzed: 11/02/2019 14:28

Instrument ID: A3UX14 GC Column: DB-624 ID: 0.18(mm)

Lab File ID (Standard): 1422506.D Heated Purge: (Y/N) Y

Calibration ID: 54114

		FB		CBNZd5		DCBd4	
		AREA #	RT #	AREA #	RT #	AREA #	RT #
INITIAL CALIBRATION MID-POINT		1737951	6.25	1299835	9.23	575291	11.23
UPPER LIMIT		3475902	6.75	2599670	9.73	1150582	11.73
LOWER LIMIT		868976	5.75	649918	8.73	287646	10.73
LAB SAMPLE ID	CLIENT SAMPLE ID						
ICV 240-408884/13		1735902	6.25	1312710	9.23	591425	11.23
CCVIS 240-417294/10		1662313	6.25	1265432	9.23	587668	11.23

FB = Fluorobenzene
CBNZd5 = Chlorobenzene-d5
DCBd4 = 1,4-Dichlorobenzene-d4

Area Limit = 50%-200% of internal standard area
RT Limit = ± 0.5 minutes of internal standard RT

Column used to flag values outside QC limits

FORM VIII 8260B

FORM VIII
GC/MS VOA INTERNAL STANDARD AREA AND RETENTION TIME SUMMARY

Lab Name: Eurofins TestAmerica, Canton Job No.: 240-123986-1

SDG No.:

Sample No.: CCVIS 240-417294/10 Date Analyzed: 12/26/2019 15:37

Instrument ID: A3UX14 GC Column: DB-624 ID: 0.18(mm)

Lab File ID (Standard): 1423267.D Heated Purge: (Y/N) Y

Calibration ID: 54243

		FB		CBNZd5		DCBd4	
		AREA #	RT #	AREA #	RT #	AREA #	RT #
12/24 HOUR STD		1662313	6.25	1265432	9.23	587668	11.23
UPPER LIMIT		3324626	6.75	2530864	9.73	1175336	11.73
LOWER LIMIT		831157	5.75	632716	8.73	293834	10.73
LAB SAMPLE ID	CLIENT SAMPLE ID						
CCV 240-417294/4		1631568	6.25	1243423	9.23	557513	11.23
LCS 240-417294/5		1794720	6.25	1368688	9.23	655234	11.23
LCS 240-417294/6		1715571	6.25	1313219	9.23	594686	11.23
MB 240-417294/8		1731354	6.25	1321437	9.23	598938	11.23
240-123986-2	E-SB-1798-6-8	2066293	6.25	1585424	9.23	730174	11.23
240-123986-3	E-SB-1799-2-4	1768048	6.25	1213205	9.23	445809	11.23
240-123986-4	E-SB-1795-2-3	1872767	6.25	1364473	9.23	557910	11.23
240-123986-4 MS	E-SB-1795-2-3 MS	1967719	6.25	1476613	9.23	597036	11.23
240-123986-4 MSD	E-SB-1795-2-3 MSD	2022721	6.25	1533347	9.23	684703	11.23

FB = Fluorobenzene
CBNZd5 = Chlorobenzene-d5
DCBd4 = 1,4-Dichlorobenzene-d4

Area Limit = 50%-200% of internal standard area
RT Limit = ± 0.5 minutes of internal standard RT

Column used to flag values outside QC limits

FORM VIII 8260B

FORM VIII
GC/MS VOA INTERNAL STANDARD AREA AND RETENTION TIME SUMMARY

Lab Name: Eurofins TestAmerica, Canton Job No.: 240-123986-1

SDG No.:

Sample No.: ICIS 240-411174/6 Date Analyzed: 11/15/2019 16:57

Instrument ID: A3UX18 GC Column: DB-624 ID: 0.18(mm)

Lab File ID (Standard): 181405.D Heated Purge: (Y/N) Y

Calibration ID: 54341

		FB		CBNZd5		DCBd4	
		AREA #	RT #	AREA #	RT #	AREA #	RT #
INITIAL CALIBRATION MID-POINT		327899	6.53	248592	9.28	108979	11.24
UPPER LIMIT		655798	7.03	497184	9.78	217958	11.74
LOWER LIMIT		163950	6.03	124296	8.78	54490	10.74
LAB SAMPLE ID	CLIENT SAMPLE ID						
ICV 240-411174/12		314067	6.53	249240	9.27	112370	11.24
CCVIS 240-417275/3		314142	6.53	227015	9.28	108030	11.24

FB = Fluorobenzene
CBNZd5 = Chlorobenzene-d5
DCBd4 = 1,4-Dichlorobenzene-d4

Area Limit = 50%-200% of internal standard area
RT Limit = ± 0.5 minutes of internal standard RT

Column used to flag values outside QC limits

FORM VIII 8260B

FORM VIII
GC/MS VOA INTERNAL STANDARD AREA AND RETENTION TIME SUMMARY

Lab Name: Eurofins TestAmerica, Canton Job No.: 240-123986-1

SDG No.:

Sample No.: CCVIS 240-417275/3 Date Analyzed: 12/26/2019 12:36

Instrument ID: A3UX18 GC Column: DB-624 ID: 0.18(mm)

Lab File ID (Standard): 181733.D Heated Purge: (Y/N) Y

Calibration ID: 54345

		FB		CBNZd5		DCBd4	
		AREA #	RT #	AREA #	RT #	AREA #	RT #
12/24 HOUR STD		314142	6.53	227015	9.28	108030	11.24
UPPER LIMIT		628284	7.03	454030	9.78	216060	11.74
LOWER LIMIT		157071	6.03	113508	8.78	54015	10.74
LAB SAMPLE ID	CLIENT SAMPLE ID						
CCV 240-417275/4		310996	6.53	226259	9.27	105674	11.24
LCS 240-417275/5		292738	6.53	217631	9.28	104340	11.24
MB 240-417275/6		281031	6.53	205284	9.27	97923	11.24
LCS 240-417275/7		277172	6.53	208769	9.28	100260	11.24
240-123869-C-5 MS		285166	6.53	209144	9.27	100307	11.24
240-123869-C-5 MSD		285193	6.53	210538	9.28	98636	11.24
240-123986-1	TB-121619	254523	6.53	187085	9.28	87861	11.24

FB = Fluorobenzene
CBNZd5 = Chlorobenzene-d5
DCBd4 = 1,4-Dichlorobenzene-d4

Area Limit = 50%-200% of internal standard area
RT Limit = ± 0.5 minutes of internal standard RT

Column used to flag values outside QC limits

FORM VIII 8260B

FORM VIII
GC/MS VOA INTERNAL STANDARD AREA AND RETENTION TIME SUMMARY

Lab Name: Eurofins TestAmerica, Canton Job No.: 240-123986-1

SDG No.:

Sample No.: ICIS 240-408938/7 Date Analyzed: 11/04/2019 03:30

Instrument ID: A3UX8 GC Column: DB-624 ID: 0.18(mm)

Lab File ID (Standard): UX87324.D Heated Purge: (Y/N) Y

Calibration ID: 54202

		FB		CBNZd5		DCBd4	
		AREA #	RT #	AREA #	RT #	AREA #	RT #
INITIAL CALIBRATION MID-POINT		801591	5.09	556046	7.60	281117	9.78
UPPER LIMIT		1603182	5.59	1112092	8.10	562234	10.28
LOWER LIMIT		400796	4.59	278023	7.10	140559	9.28
LAB SAMPLE ID	CLIENT SAMPLE ID						
ICV 240-408938/13		763418	5.09	515888	7.60	269522	9.79
CCVIS 240-417546/4		748510	5.08	489756	7.60	265610	9.79

FB = Fluorobenzene
CBNZd5 = Chlorobenzene-d5
DCBd4 = 1,4-Dichlorobenzene-d4

Area Limit = 50%-200% of internal standard area
RT Limit = ± 0.5 minutes of internal standard RT

Column used to flag values outside QC limits

FORM VIII 8260B

FORM VIII
GC/MS VOA INTERNAL STANDARD AREA AND RETENTION TIME SUMMARY

Lab Name: Eurofins TestAmerica, Canton Job No.: 240-123986-1

SDG No.:

Sample No.: CCVIS 240-417546/4 Date Analyzed: 12/28/2019 06:45

Instrument ID: A3UX8 GC Column: DB-624 ID: 0.18(mm)

Lab File ID (Standard): UX88056.D Heated Purge: (Y/N) Y

Calibration ID: 54202

		FB		CBNZd5		DCBd4	
		AREA #	RT #	AREA #	RT #	AREA #	RT #
12/24 HOUR STD		748510	5.08	489756	7.60	265610	9.79
UPPER LIMIT		1497020	5.58	979512	8.10	531220	10.29
LOWER LIMIT		374255	4.58	244878	7.10	132805	9.29
LAB SAMPLE ID	CLIENT SAMPLE ID						
CCV 240-417546/5		769045	5.09	524520	7.59	261086	9.78
LCS 240-417546/6		758755	5.09	500966	7.60	262802	9.78
MB 240-417546/7		718056	5.09	472772	7.60	246524	9.78
240-123986-5	E-SB-1793-12-14	614790	5.09	367657	7.60	138942	9.79
240-123986-6	E-SB-1794-12-14	614009	5.09	410408	7.60	210612	9.78
240-123986-7	E-SB-1797-8-10	620115	5.09	406906	7.59	207677	9.78
240-124077-C-5-B MS		494362	5.09	166147*	7.59	34003*	9.78
240-124077-C-5-C MSD		565365	5.09	246812	7.60	73125*	9.78

FB = Fluorobenzene
CBNZd5 = Chlorobenzene-d5
DCBd4 = 1,4-Dichlorobenzene-d4

Area Limit = 50%-200% of internal standard area
RT Limit = ± 0.5 minutes of internal standard RT

Column used to flag values outside QC limits

FORM VIII 8260B

GC/MS VOA ANALYSIS RUN LOG

Lab Name: Eurofins TestAmerica, Canton Job No.: 240-123986-1

SDG No.:

Instrument ID: A3UX8 Start Date: 08/16/2019 06:31

Analysis Batch Number: 396344 End Date: 08/16/2019 11:02

LAB SAMPLE ID	CLIENT SAMPLE ID	DATE ANALYZED	DILUTION FACTOR	LAB FILE ID	COLUMN ID
BFB 240-396344/1		08/16/2019 06:31	1	BFB8992.D	DB-624 0.18(mm)
STDA9 240-396344/3 IC		08/16/2019 07:03	1	UX85973.D	DB-624 0.18(mm)
STDA9 240-396344/4 IC		08/16/2019 07:25	1	UX85974.D	DB-624 0.18(mm)
STDA9 240-396344/5 IC		08/16/2019 07:47	1	UX85975.D	DB-624 0.18(mm)
STDA9 240-396344/6 IC		08/16/2019 08:08	1	UX85976.D	DB-624 0.18(mm)
STDA9 240-396344/7 IC		08/16/2019 08:30	1	UX85977.D	DB-624 0.18(mm)
STDA9 240-396344/8 IC		08/16/2019 08:52	1	UX85978.D	DB-624 0.18(mm)
STDA9 240-396344/9 IC		08/16/2019 09:14	1	UX85979.D	DB-624 0.18(mm)
STDA9 240-396344/10 IC		08/16/2019 09:35	1	UX85980.D	DB-624 0.18(mm)
STDA9 240-396344/11 IC		08/16/2019 09:57	1	UX85981.D	DB-624 0.18(mm)
ICV 240-396344/13		08/16/2019 10:41	1		DB-624 0.18(mm)
240-116160-A-2-B MDLV		08/16/2019 11:02	1		DB-624 0.18(mm)

GC/MS VOA ANALYSIS RUN LOG

Lab Name: Eurofins TestAmerica, Canton Job No.: 240-123986-1

SDG No.:

Instrument ID: A3UX14 Start Date: 11/02/2019 12:39

Analysis Batch Number: 408884 End Date: 11/02/2019 23:43

LAB SAMPLE ID	CLIENT SAMPLE ID	DATE ANALYZED	DILUTION FACTOR	LAB FILE ID	COLUMN ID
BFB 240-408884/1		11/02/2019 12:39	1	BFB14064.D	DB-624 0.18(mm)
IC 240-408884/3		11/02/2019 13:21	1	1422503.D	DB-624 0.18(mm)
IC 240-408884/4		11/02/2019 13:43	1	1422504.D	DB-624 0.18(mm)
IC 240-408884/5		11/02/2019 14:06	1	1422505.D	DB-624 0.18(mm)
ICIS 240-408884/6		11/02/2019 14:28	1	1422506.D	DB-624 0.18(mm)
IC 240-408884/7		11/02/2019 14:50	1	1422507.D	DB-624 0.18(mm)
IC 240-408884/8		11/02/2019 15:12	1	1422508.D	DB-624 0.18(mm)
IC 240-408884/9		11/02/2019 15:34	1	1422509.D	DB-624 0.18(mm)
IC 240-408884/10		11/02/2019 15:57	1	1422510.D	DB-624 0.18(mm)
IC 240-408884/11		11/02/2019 16:19	1	1422511.D	DB-624 0.18(mm)
ICV 240-408884/13		11/02/2019 17:03	1	1422513.D	DB-624 0.18(mm)
ZZZZZ		11/02/2019 17:26	1		DB-624 0.18(mm)
ZZZZZ		11/02/2019 17:48	1		DB-624 0.18(mm)
ZZZZZ		11/02/2019 18:10	1		DB-624 0.18(mm)
ZZZZZ		11/02/2019 18:32	1		DB-624 0.18(mm)
ZZZZZ		11/02/2019 18:54	1		DB-624 0.18(mm)
ZZZZZ		11/02/2019 19:39	1		DB-624 0.18(mm)
ZZZZZ		11/02/2019 20:01	3.333		DB-624 0.18(mm)
ZZZZZ		11/02/2019 20:23	1		DB-624 0.18(mm)
ZZZZZ		11/02/2019 20:45	1		DB-624 0.18(mm)
ZZZZZ		11/02/2019 21:07	1		DB-624 0.18(mm)
ZZZZZ		11/02/2019 21:30	1		DB-624 0.18(mm)
ZZZZZ		11/02/2019 21:52	1		DB-624 0.18(mm)
ZZZZZ		11/02/2019 22:14	1		DB-624 0.18(mm)
ZZZZZ		11/02/2019 22:36	1		DB-624 0.18(mm)
ZZZZZ		11/02/2019 22:58	1		DB-624 0.18(mm)
ZZZZZ		11/02/2019 23:21	1		DB-624 0.18(mm)
ZZZZZ		11/02/2019 23:43	1		DB-624 0.18(mm)

GC/MS VOA ANALYSIS RUN LOG

Lab Name: Eurofins TestAmerica, Canton Job No.: 240-123986-1

SDG No.:

Instrument ID: A3UX8 Start Date: 11/04/2019 01:19

Analysis Batch Number: 408938 End Date: 11/04/2019 05:47

LAB SAMPLE ID	CLIENT SAMPLE ID	DATE ANALYZED	DILUTION FACTOR	LAB FILE ID	COLUMN ID
BFB 240-408938/1		11/04/2019 01:19	1	BFB8044.D	DB-624 0.18(mm)
STD8260 240-408938/3 IC		11/04/2019 01:56	1	UX87320.D	DB-624 0.18(mm)
STD8260 240-408938/4 IC		11/04/2019 02:19	1	UX87321.D	DB-624 0.18(mm)
STD8260 240-408938/5 IC		11/04/2019 02:43	1	UX87322.D	DB-624 0.18(mm)
STD8260 240-408938/6 IC		11/04/2019 03:07	1	UX87323.D	DB-624 0.18(mm)
ICIS 240-408938/7		11/04/2019 03:30	1	UX87324.D	DB-624 0.18(mm)
STD8260 240-408938/8 IC		11/04/2019 03:52	1	UX87325.D	DB-624 0.18(mm)
STD8260 240-408938/9 IC		11/04/2019 04:14	1	UX87326.D	DB-624 0.18(mm)
STD8260 240-408938/10 IC		11/04/2019 04:36	1	UX87327.D	DB-624 0.18(mm)
STD8260 240-408938/11 IC		11/04/2019 05:00	1	UX87328.D	DB-624 0.18(mm)
ICV 240-408938/13		11/04/2019 05:47	1	UX87330.D	DB-624 0.18(mm)

GC/MS VOA ANALYSIS RUN LOG

Lab Name: Eurofins TestAmerica, Canton Job No.: 240-123986-1

SDG No.:

Instrument ID: A3UX14 Start Date: 11/07/2019 10:56

Analysis Batch Number: 409689 End Date: 11/07/2019 20:56

LAB SAMPLE ID	CLIENT SAMPLE ID	DATE ANALYZED	DILUTION FACTOR	LAB FILE ID	COLUMN ID
BFB 240-409689/1		11/07/2019 10:56	1	BFB14068.D	DB-624 0.18(mm)
CCVIS 240-409689/3		11/07/2019 11:38	1		DB-624 0.18(mm)
ZZZZZ		11/07/2019 12:00	1		DB-624 0.18(mm)
ZZZZZ		11/07/2019 12:23	1		DB-624 0.18(mm)
ZZZZZ		11/07/2019 12:45	1		DB-624 0.18(mm)
ZZZZZ		11/07/2019 13:07	1		DB-624 0.18(mm)
ZZZZZ		11/07/2019 13:29	1		DB-624 0.18(mm)
ZZZZZ		11/07/2019 13:52	1		DB-624 0.18(mm)
ZZZZZ		11/07/2019 14:14	1		DB-624 0.18(mm)
ZZZZZ		11/07/2019 14:58	1		DB-624 0.18(mm)
ZZZZZ		11/07/2019 15:21	1		DB-624 0.18(mm)
ZZZZZ		11/07/2019 15:43	1		DB-624 0.18(mm)
ZZZZZ		11/07/2019 16:05	1		DB-624 0.18(mm)
IC 240-409689/16		11/07/2019 16:27	1	1422628.D	DB-624 0.18(mm)
IC 240-409689/17		11/07/2019 16:50	1	1422629.D	DB-624 0.18(mm)
IC 240-409689/18		11/07/2019 17:12	1	1422630.D	DB-624 0.18(mm)
IC 240-409689/19		11/07/2019 17:35	1	1422631.D	DB-624 0.18(mm)
IC 240-409689/20		11/07/2019 17:57	1	1422632.D	DB-624 0.18(mm)
IC 240-409689/21		11/07/2019 18:20	1	1422633.D	DB-624 0.18(mm)
IC 240-409689/22		11/07/2019 18:42	1	1422634.D	DB-624 0.18(mm)
IC 240-409689/23		11/07/2019 19:04	1	1422635.D	DB-624 0.18(mm)
IC 240-409689/24		11/07/2019 19:26	1	1422636.D	DB-624 0.18(mm)
ICV 240-409689/25		11/07/2019 19:49	1	1422637.D	DB-624 0.18(mm)
ZZZZZ		11/07/2019 20:11	1		DB-624 0.18(mm)
ZZZZZ		11/07/2019 20:33	1		DB-624 0.18(mm)
ZZZZZ		11/07/2019 20:56	1		DB-624 0.18(mm)

GC/MS VOA ANALYSIS RUN LOG

Lab Name: Eurofins TestAmerica, Canton Job No.: 240-123986-1

SDG No.:

Instrument ID: A3UX18 Start Date: 11/15/2019 14:53

Analysis Batch Number: 411174 End Date: 11/15/2019 20:46

LAB SAMPLE ID	CLIENT SAMPLE ID	DATE ANALYZED	DILUTION FACTOR	LAB FILE ID	COLUMN ID
BFB 240-411174/1		11/15/2019 14:53	1	BFB18690.D	DB-624 0.18(mm)
IC 240-411174/3		11/15/2019 15:42	1	181402.D	DB-624 0.18(mm)
IC 240-411174/4		11/15/2019 16:07	1	181403.D	DB-624 0.18(mm)
IC 240-411174/5		11/15/2019 16:32	1	181404.D	DB-624 0.18(mm)
ICIS 240-411174/6		11/15/2019 16:57	1	181405.D	DB-624 0.18(mm)
IC 240-411174/7		11/15/2019 17:22	1	181406.D	DB-624 0.18(mm)
IC 240-411174/8		11/15/2019 17:47	1	181407.D	DB-624 0.18(mm)
IC 240-411174/9		11/15/2019 18:13	1	181408.D	DB-624 0.18(mm)
IC 240-411174/10		11/15/2019 18:37	1	181409.D	DB-624 0.18(mm)
IC 240-411174/11		11/15/2019 19:02	1	181410.D	DB-624 0.18(mm)
ICV 240-411174/12		11/15/2019 19:28	1	181411.D	DB-624 0.18(mm)
ZZZZZ		11/15/2019 19:53	1		DB-624 0.18(mm)
ZZZZZ		11/15/2019 20:20	1		DB-624 0.18(mm)
ZZZZZ		11/15/2019 20:46	1		DB-624 0.18(mm)

GC/MS VOA ANALYSIS RUN LOG

Lab Name: Eurofins TestAmerica, Canton Job No.: 240-123986-1

SDG No.:

Instrument ID: A3UX18 Start Date: 11/18/2019 11:30

Analysis Batch Number: 411419 End Date: 11/18/2019 18:13

LAB SAMPLE ID	CLIENT SAMPLE ID	DATE ANALYZED	DILUTION FACTOR	LAB FILE ID	COLUMN ID
BFB 240-411419/1		11/18/2019 11:30	1	BFB18691.D	DB-624 0.18(mm)
CCVIS 240-411419/3		11/18/2019 12:17	1		DB-624 0.18(mm)
IC 240-411419/4		11/18/2019 12:42	1	181417.D	DB-624 0.18(mm)
IC 240-411419/5		11/18/2019 13:07	1	181418.D	DB-624 0.18(mm)
IC 240-411419/6		11/18/2019 13:32	1	181419.D	DB-624 0.18(mm)
IC 240-411419/7		11/18/2019 13:58	1	181420.D	DB-624 0.18(mm)
IC 240-411419/8		11/18/2019 14:23	1	181421.D	DB-624 0.18(mm)
IC 240-411419/9		11/18/2019 14:48	1	181422.D	DB-624 0.18(mm)
IC 240-411419/10		11/18/2019 15:13	1	181423.D	DB-624 0.18(mm)
IC 240-411419/11		11/18/2019 15:38	1	181424.D	DB-624 0.18(mm)
IC 240-411419/12		11/18/2019 16:03	1	181425.D	DB-624 0.18(mm)
ICV 240-411419/13		11/18/2019 16:28	1	181426.D	DB-624 0.18(mm)
ZZZZZ		11/18/2019 16:54	1		DB-624 0.18(mm)
ZZZZZ		11/18/2019 17:20	1		DB-624 0.18(mm)
ZZZZZ		11/18/2019 17:47	1		DB-624 0.18(mm)
ZZZZZ		11/18/2019 18:13	1		DB-624 0.18(mm)

GC/MS VOA ANALYSIS RUN LOG

Lab Name: Eurofins TestAmerica, Canton Job No.: 240-123986-1

SDG No.:

Instrument ID: A3UX18 Start Date: 12/26/2019 11:50

Analysis Batch Number: 417275 End Date: 12/26/2019 23:24

LAB SAMPLE ID	CLIENT SAMPLE ID	DATE ANALYZED	DILUTION FACTOR	LAB FILE ID	COLUMN ID
BFB 240-417275/1		12/26/2019 11:50	1	BFB18705.D	DB-624 0.18(mm)
CCVIS 240-417275/3		12/26/2019 12:36	1	181733.D	DB-624 0.18(mm)
CCV 240-417275/4		12/26/2019 13:01	1	181734.D	DB-624 0.18(mm)
LCS 240-417275/5		12/26/2019 13:27	1	181735.D	DB-624 0.18(mm)
MB 240-417275/6		12/26/2019 13:53	1	181736.D	DB-624 0.18(mm)
LCS 240-417275/7		12/26/2019 14:19	1	181737.D	DB-624 0.18(mm)
ZZZZZ		12/26/2019 14:45	1		DB-624 0.18(mm)
ZZZZZ		12/26/2019 15:10	2		DB-624 0.18(mm)
ZZZZZ		12/26/2019 15:36	1		DB-624 0.18(mm)
ZZZZZ		12/26/2019 16:02	1		DB-624 0.18(mm)
ZZZZZ		12/26/2019 16:28	1		DB-624 0.18(mm)
ZZZZZ		12/26/2019 16:54	2.5		DB-624 0.18(mm)
ZZZZZ		12/26/2019 17:20	2.5		DB-624 0.18(mm)
ZZZZZ		12/26/2019 17:46	1		DB-624 0.18(mm)
ZZZZZ		12/26/2019 18:12	1		DB-624 0.18(mm)
240-123869-C-5 MS		12/26/2019 18:38	1	181747.D	DB-624 0.18(mm)
240-123869-C-5 MSD		12/26/2019 19:04	1	181748.D	DB-624 0.18(mm)
ZZZZZ		12/26/2019 19:30	6.667		DB-624 0.18(mm)
ZZZZZ		12/26/2019 19:56	2.5		DB-624 0.18(mm)
ZZZZZ		12/26/2019 20:22	1		DB-624 0.18(mm)
ZZZZZ		12/26/2019 20:48	1		DB-624 0.18(mm)
ZZZZZ		12/26/2019 21:14	1		DB-624 0.18(mm)
ZZZZZ		12/26/2019 21:40	1		DB-624 0.18(mm)
ZZZZZ		12/26/2019 22:06	1		DB-624 0.18(mm)
ZZZZZ		12/26/2019 22:31	1		DB-624 0.18(mm)
240-123986-1		12/26/2019 22:57	1	181757.D	DB-624 0.18(mm)
ZZZZZ		12/26/2019 23:24	1		DB-624 0.18(mm)

GC/MS VOA ANALYSIS RUN LOG

Lab Name: Eurofins TestAmerica, Canton Job No.: 240-123986-1

SDG No.:

Instrument ID: A3UX14 Start Date: 12/26/2019 14:10

Analysis Batch Number: 417294 End Date: 12/27/2019 01:59

LAB SAMPLE ID	CLIENT SAMPLE ID	DATE ANALYZED	DILUTION FACTOR	LAB FILE ID	COLUMN ID
BFB 240-417294/1		12/26/2019 14:10	1	BFB14094.D	DB-624 0.18(mm)
CCV 240-417294/4		12/26/2019 15:15	1	1423266.D	DB-624 0.18(mm)
CCVIS 240-417294/10		12/26/2019 15:37	1	1423267.D	DB-624 0.18(mm)
LCS 240-417294/5		12/26/2019 15:59	1	1423268.D	DB-624 0.18(mm)
LCS 240-417294/6		12/26/2019 16:21	1	1423269.D	DB-624 0.18(mm)
ZZZZZ		12/26/2019 16:44	1		DB-624 0.18(mm)
MB 240-417294/8		12/26/2019 17:06	1	1423271.D	DB-624 0.18(mm)
ZZZZZ		12/26/2019 17:50	1		DB-624 0.18(mm)
ZZZZZ		12/26/2019 18:13	1		DB-624 0.18(mm)
ZZZZZ		12/26/2019 18:35	1		DB-624 0.18(mm)
ZZZZZ		12/26/2019 18:57	1		DB-624 0.18(mm)
ZZZZZ		12/26/2019 19:19	1		DB-624 0.18(mm)
ZZZZZ		12/26/2019 19:41	1		DB-624 0.18(mm)
ZZZZZ		12/26/2019 20:03	1		DB-624 0.18(mm)
ZZZZZ		12/26/2019 21:10	1		DB-624 0.18(mm)
ZZZZZ		12/26/2019 21:32	1		DB-624 0.18(mm)
ZZZZZ		12/26/2019 21:54	1		DB-624 0.18(mm)
ZZZZZ		12/26/2019 23:23	1		DB-624 0.18(mm)
ZZZZZ		12/26/2019 23:45	1		DB-624 0.18(mm)
ZZZZZ		12/27/2019 00:08	1		DB-624 0.18(mm)
240-123986-2		12/27/2019 00:30	1	1423291.D	DB-624 0.18(mm)
240-123986-3		12/27/2019 00:52	1	1423292.D	DB-624 0.18(mm)
240-123986-4		12/27/2019 01:14	1	1423293.D	DB-624 0.18(mm)
240-123986-4 MS		12/27/2019 01:37	1	1423294.D	DB-624 0.18(mm)
240-123986-4 MSD		12/27/2019 01:59	1	1423295.D	DB-624 0.18(mm)

GC/MS VOA ANALYSIS RUN LOG

Lab Name: Eurofins TestAmerica, Canton Job No.: 240-123986-1

SDG No.:

Instrument ID: A3UX8 Start Date: 12/28/2019 06:12

Analysis Batch Number: 417546 End Date: 12/28/2019 17:54

LAB SAMPLE ID	CLIENT SAMPLE ID	DATE ANALYZED	DILUTION FACTOR	LAB FILE ID	COLUMN ID
BFB 240-417546/1		12/28/2019 06:12	1	BFB8078.D	DB-624 0.18(mm)
CCVIS 240-417546/4		12/28/2019 06:45	1	UX88056.D	DB-624 0.18(mm)
CCV 240-417546/5		12/28/2019 07:07	1	UX88057.D	DB-624 0.18(mm)
LCS 240-417546/6		12/28/2019 07:30	1	UX88058.D	DB-624 0.18(mm)
MB 240-417546/7		12/28/2019 07:52	1	UX88059.D	DB-624 0.18(mm)
ZZZZZ		12/28/2019 08:15	1		DB-624 0.18(mm)
240-123986-5		12/28/2019 10:08	1	UX88065.D	DB-624 0.18(mm)
240-123986-6		12/28/2019 10:30	1	UX88066.D	DB-624 0.18(mm)
240-123986-7		12/28/2019 10:52	1	UX88067.D	DB-624 0.18(mm)
ZZZZZ		12/28/2019 11:14	1		DB-624 0.18(mm)
ZZZZZ		12/28/2019 11:58	1		DB-624 0.18(mm)
ZZZZZ		12/28/2019 12:20	1		DB-624 0.18(mm)
240-124077-C-5-B MS		12/28/2019 12:43	1	UX88072.D	DB-624 0.18(mm)
240-124077-C-5-C MSD		12/28/2019 13:05	1	UX88073.D	DB-624 0.18(mm)
ZZZZZ		12/28/2019 13:50	1		DB-624 0.18(mm)
ZZZZZ		12/28/2019 14:34	1		DB-624 0.18(mm)
ZZZZZ		12/28/2019 14:56	1		DB-624 0.18(mm)
ZZZZZ		12/28/2019 15:18	1		DB-624 0.18(mm)
ZZZZZ		12/28/2019 15:41	1		DB-624 0.18(mm)
ZZZZZ		12/28/2019 16:02	1		DB-624 0.18(mm)
ZZZZZ		12/28/2019 16:24	1		DB-624 0.18(mm)
ZZZZZ		12/28/2019 16:46	1		DB-624 0.18(mm)
ZZZZZ		12/28/2019 17:09	1		DB-624 0.18(mm)
ZZZZZ		12/28/2019 17:32	16.667		DB-624 0.18(mm)
ZZZZZ		12/28/2019 17:54	1		DB-624 0.18(mm)

GC/MS VOA BATCH WORKSHEET

Lab Name: Eurofins TestAmerica, Canton Job No.: 240-123986-1

SDG No.:

Batch Number: 411174 Batch Start Date: 11/15/19 14:53 Batch Analyst: Macenczak, Steven

Batch Method: 8260B Batch End Date:

Lab Sample ID	Client Sample ID	Method Chain	Basis	InitialAmount	FinalAmount	vm150is 00155	vm150ss 00017	vm50ss 00379	VMAROLISTDW 00320
BFB 240-411174/1		8260B		5 mL	5 mL				
IC 240-411174/3		8260B		5 mL	5 mL	1 uL		25 uL	25 uL
IC 240-411174/4		8260B		5 mL	5 mL	1 uL		20 uL	20 uL
IC 240-411174/5		8260B		5 mL	5 mL	1 uL		10 uL	10 uL
ICIS 240-411174/6		8260B		5 mL	5 mL	1 uL		5 uL	5 uL
IC 240-411174/7		8260B		5 mL	5 mL	1 uL		2 uL	2 uL
IC 240-411174/8		8260B		5 mL	5 mL	1 uL		1 uL	1 uL
IC 240-411174/9		8260B		5 mL	5 mL	1 uL		0.5 uL	0.5 uL
IC 240-411174/10		8260B		5 mL	5 mL	1 uL		0.2 uL	0.2 uL
IC 240-411174/11		8260B		5 mL	5 mL	1 uL		0.1 uL	0.1 uL
ICV 240-411174/12		8260B		5 mL	5 mL	1 uL	1 uL		

Lab Sample ID	Client Sample ID	Method Chain	Basis	vmbfb 00023	VMFASAW 00304	VMFASGW 00334	VMFASPW 00325	VMRGAS 00315	VMRPRIMW 00360
BFB 240-411174/1		8260B		1 uL					
IC 240-411174/3		8260B						25 uL	25 uL
IC 240-411174/4		8260B						20 uL	20 uL
IC 240-411174/5		8260B						10 uL	10 uL
ICIS 240-411174/6		8260B						5 uL	5 uL
IC 240-411174/7		8260B						2 uL	2 uL
IC 240-411174/8		8260B						1 uL	1 uL
IC 240-411174/9		8260B						0.5 uL	0.5 uL
IC 240-411174/10		8260B						0.2 uL	0.2 uL
IC 240-411174/11		8260B						0.1 uL	0.1 uL
ICV 240-411174/12		8260B			5 uL	2 uL	5 uL		

The pound sign (#) in the amount added field denotes that the reagent was used undiluted. All calculations are performed using the stated concentration for this reagent.

GC/MS VOA BATCH WORKSHEET

Lab Name: Eurofins TestAmerica, Canton Job No.: 240-123986-1

SDG No.:

Batch Number: 411174 Batch Start Date: 11/15/19 14:53 Batch Analyst: Macenczak, Steven

Batch Method: 8260B Batch End Date:

Batch Notes	

Basis	Basis Description

The pound sign (#) in the amount added field denotes that the reagent was used undiluted. All calculations are performed using the stated concentration for this reagent.

GC/MS VOA BATCH WORKSHEET

Lab Name: Eurofins TestAmerica, Canton Job No.: 240-123986-1

SDG No.:

Batch Number: 411419 Batch Start Date: 11/18/19 11:30 Batch Analyst: Macenczak, Steven

Batch Method: 8260B Batch End Date:

Lab Sample ID	Client Sample ID	Method Chain	Basis	InitialAmount	FinalAmount	vm150is 00155	vm150ss 00017	vmbfb 00023	VMFASA9W 00254
BFB 240-411419/1		8260B		5 mL	5 mL			1 uL	
IC 240-411419/4		8260B		5 mL	5 mL	1 uL			
IC 240-411419/5		8260B		5 mL	5 mL	1 uL			
IC 240-411419/6		8260B		5 mL	5 mL	1 uL			
IC 240-411419/7		8260B		5 mL	5 mL	1 uL			
IC 240-411419/8		8260B		5 mL	5 mL	1 uL			
IC 240-411419/9		8260B		5 mL	5 mL	1 uL			
IC 240-411419/10		8260B		5 mL	5 mL	1 uL			
IC 240-411419/11		8260B		5 mL	5 mL	1 uL			
IC 240-411419/12		8260B		5 mL	5 mL	1 uL			
ICV 240-411419/13		8260B		5 mL	5 mL	1 uL	1 uL		5 uL

Lab Sample ID	Client Sample ID	Method Chain	Basis	VMRA9W 00321					
BFB 240-411419/1		8260B							
IC 240-411419/4		8260B		25 uL					
IC 240-411419/5		8260B		20 uL					
IC 240-411419/6		8260B		10 uL					
IC 240-411419/7		8260B		5 uL					
IC 240-411419/8		8260B		2 uL					
IC 240-411419/9		8260B		1 uL					
IC 240-411419/10		8260B		0.5 uL					
IC 240-411419/11		8260B		0.2 uL					
IC 240-411419/12		8260B		0.1 uL					
ICV 240-411419/13		8260B							

The pound sign (#) in the amount added field denotes that the reagent was used undiluted. All calculations are performed using the stated concentration for this reagent.

GC/MS VOA BATCH WORKSHEET

Lab Name: Eurofins TestAmerica, Canton Job No.: 240-123986-1

SDG No.:

Batch Number: 411419 Batch Start Date: 11/18/19 11:30 Batch Analyst: Macenczak, Steven

Batch Method: 8260B Batch End Date:

Batch Notes	

Basis	Basis Description

The pound sign (#) in the amount added field denotes that the reagent was used undiluted. All calculations are performed using the stated concentration for this reagent.

GC/MS VOA BATCH WORKSHEET

Lab Name: Eurofins TestAmerica, Canton Job No.: 240-123986-1

SDG No.:

Batch Number: 417275 Batch Start Date: 12/26/19 11:50 Batch Analyst: Macenczak, Steven

Batch Method: 8260B Batch End Date:

Lab Sample ID	Client Sample ID	Method Chain	Basis	InitialAmount	FinalAmount	Initial pH	vm150is 00159	vm150ss 00017	VMAROLISTDW 00326
BFB 240-417275/1		8260B		5 mL	5 mL				
CCVIS 240-417275/3		8260B		5 mL	5 mL		1 uL	1 uL	5 uL
CCV 240-417275/4		8260B		5 mL	5 mL		1 uL		
LCS 240-417275/5		8260B		5 mL	5 mL		1 uL	1 uL	
MB 240-417275/6		8260B		5 mL	5 mL		1 uL	1 uL	
LCS 240-417275/7		8260B		5 mL	5 mL		1 uL	1 uL	
240-123869-C-5 MS		8260B	T	5 mL	5 mL	<2 SU	1 uL	1 uL	
240-123869-C-5 MSD		8260B	T	5 mL	5 mL	<2 SU	1 uL	1 uL	
240-123986-B-1	TB-121619	8260B	T	5 mL	5 mL	<2 SU	1 uL	1 uL	

Lab Sample ID	Client Sample ID	Method Chain	Basis	vmbfb 00024	VMFASA9W 00259	VMFASAW 00309	VMFASGW 00340	VMFASPW 00330	VMRA9W 00326
BFB 240-417275/1		8260B		1 uL					
CCVIS 240-417275/3		8260B							
CCV 240-417275/4		8260B							5 uL
LCS 240-417275/5		8260B				5 uL	2 uL	5 uL	
MB 240-417275/6		8260B							
LCS 240-417275/7		8260B			5 uL				
240-123869-C-5 MS		8260B	T			5 uL	2 uL	5 uL	
240-123869-C-5 MSD		8260B	T			5 uL	2 uL	5 uL	
240-123986-B-1	TB-121619	8260B	T						

Lab Sample ID	Client Sample ID	Method Chain	Basis	VMRGAS 00321	VMRPRIMW 00366				
BFB 240-417275/1		8260B							

The pound sign (#) in the amount added field denotes that the reagent was used undiluted. All calculations are performed using the stated concentration for this reagent.

GC/MS VOA BATCH WORKSHEET

Lab Name: Eurofins TestAmerica, Canton Job No.: 240-123986-1

SDG No.:

Batch Number: 417275 Batch Start Date: 12/26/19 11:50 Batch Analyst: Macenczak, Steven

Batch Method: 8260B Batch End Date:

Lab Sample ID	Client Sample ID	Method Chain	Basis	VMRGAS 00321	VMRPRIMW 00366				
CCVIS 240-417275/3		8260B		2 uL	5 uL				
CCV 240-417275/4		8260B							
LCS 240-417275/5		8260B							
MB 240-417275/6		8260B							
LCS 240-417275/7		8260B							
240-123869-C-5 MS		8260B	T						
240-123869-C-5 MSD		8260B	T						
240-123986-B-1	TB-121619	8260B	T						

Batch Notes	
pH Indicator ID	HC998308

Basis	Basis Description
T	Total/NA

The pound sign (#) in the amount added field denotes that the reagent was used undiluted. All calculations are performed using the stated concentration for this reagent.

GC/MS VOA BATCH WORKSHEET

Lab Name: Eurofins TestAmerica, Canton Job No.: 240-123986-1

SDG No.:

Batch Number: 417294 Batch Start Date: 12/26/19 14:10 Batch Analyst: Macenczak, Steven

Batch Method: 8260B Batch End Date:

Lab Sample ID	Client Sample ID	Method Chain	Basis	InitialAmount	FinalAmount	VM250SS 00056	VM568718 00017	VMAROLISTDW 00326	vmbfb 00024
BFB 240-417294/1		8260B		5 mL	5 mL				1 uL
CCV 240-417294/4		8260B		5 mL	5 mL		1 uL		
LCS 240-417294/5		8260B		5 g	5 mL	1 uL	1 uL		
LCS 240-417294/6		8260B		5 g	5 mL	1 uL	1 uL		
MB 240-417294/8		8260B		5 g	5 mL	1 uL	1 uL		
CCVIS 240-417294/10		8260B		5 mL	5 mL	1 uL	1 uL	5 uL	
240-123986-B-2-A	E-SB-1798-6-8	8260B	T	5 g	5 mL	1 uL	1 uL		
240-123986-B-3-A	E-SB-1799-2-4	8260B	T	5 g	5 mL	1 uL	1 uL		
240-123986-B-4-A	E-SB-1795-2-3	8260B	T	5 g	5 mL	1 uL	1 uL		
240-123986-B-4-B MS	E-SB-1795-2-3	8260B	T	5 g	5 mL	1 uL	1 uL		
240-123986-B-4-C MSD	E-SB-1795-2-3	8260B	T	5 g	5 mL	1 uL	1 uL		

Lab Sample ID	Client Sample ID	Method Chain	Basis	VMFASA9W 00259	VMFASAW 00309	VMFASGW 00340	VMFASPW 00330	VMRA9W 00327	VMRGAS 00321
BFB 240-417294/1		8260B							
CCV 240-417294/4		8260B						5 uL	
LCS 240-417294/5		8260B			5 uL	2 uL	5 uL		
LCS 240-417294/6		8260B		5 uL					
MB 240-417294/8		8260B							
CCVIS 240-417294/10		8260B							2 uL
240-123986-B-2-A	E-SB-1798-6-8	8260B	T						
240-123986-B-3-A	E-SB-1799-2-4	8260B	T						
240-123986-B-4-A	E-SB-1795-2-3	8260B	T						

The pound sign (#) in the amount added field denotes that the reagent was used undiluted. All calculations are performed using the stated concentration for this reagent.

GC/MS VOA BATCH WORKSHEET

Lab Name: Eurofins TestAmerica, Canton Job No.: 240-123986-1

SDG No.:

Batch Number: 417294 Batch Start Date: 12/26/19 14:10 Batch Analyst: Macenczak, Steven

Batch Method: 8260B Batch End Date:

Lab Sample ID	Client Sample ID	Method Chain	Basis	VMFASA9W 00259	VMFASAW 00309	VMFASGW 00340	VMFASPW 00330	VMRA9W 00327	VMRGAS 00321
240-123986-B-4-B MS	E-SB-1795-2-3	8260B	T	5 uL	5 uL	2 uL	5 uL		
240-123986-B-4-C MSD	E-SB-1795-2-3	8260B	T	5 uL	5 uL	2 uL	5 uL		

Lab Sample ID	Client Sample ID	Method Chain	Basis	VMRPRIMW 00366					
BFB 240-417294/1		8260B							
CCV 240-417294/4		8260B							
LCS 240-417294/5		8260B							
LCS 240-417294/6		8260B							
MB 240-417294/8		8260B							
CCVIS 240-417294/10		8260B		5 uL					
240-123986-B-2-A	E-SB-1798-6-8	8260B	T						
240-123986-B-3-A	E-SB-1799-2-4	8260B	T						
240-123986-B-4-A	E-SB-1795-2-3	8260B	T						
240-123986-B-4-B MS	E-SB-1795-2-3	8260B	T						
240-123986-B-4-C MSD	E-SB-1795-2-3	8260B	T						

Batch Notes	

Basis	Basis Description
T	Total/NA

The pound sign (#) in the amount added field denotes that the reagent was used undiluted. All calculations are performed using the stated concentration for this reagent.

GC/MS VOA BATCH WORKSHEET

Lab Name: Eurofins TestAmerica, Canton Job No.: 240-123986-1

SDG No.:

Batch Number: 417328 Batch Start Date: 12/26/19 16:24 Batch Analyst: Macenczak, Steven

Batch Method: 5030A Batch End Date:

Lab Sample ID	Client Sample ID	Method Chain	Basis	InitialAmount	FinalAmount				
240-123986-B-2	E-SB-1798-6-8	5030A, 8260B	T	5.1944 g	5 mL				
240-123986-B-3	E-SB-1799-2-4	5030A, 8260B	T	5.1127 g	5 mL				
240-123986-B-4	E-SB-1795-2-3	5030A, 8260B	T	5.2814 g	5 mL				
240-123986-B-4 MS	E-SB-1795-2-3	5030A, 8260B	T	5.1477 g	5 mL				
240-123986-B-4 MSD	E-SB-1795-2-3	5030A, 8260B	T	5.3708 g	5 mL				

Batch Notes	
Balance ID	b051
Blank Matrix ID	185572
Vial Lot Number	4472661

Basis	Basis Description
T	Total/NA

The pound sign (#) in the amount added field denotes that the reagent was used undiluted. All calculations are performed using the stated concentration for this reagent.

GC/MS VOA BATCH WORKSHEET

Lab Name: Eurofins TestAmerica, Canton Job No.: 240-123986-1

SDG No.:

Batch Number: 417546 Batch Start Date: 12/28/19 06:12 Batch Analyst: Lata, Todd

Batch Method: 8260B Batch End Date:

Lab Sample ID	Client Sample ID	Method Chain	Basis	InitialAmount	FinalAmount	VM568718 00017	VMAROLISTDW 00326	vmbfb 00024	VMFASAW 00310
BFB 240-417546/1		8260B		5 mL	5 mL			1 uL	
CCVIS 240-417546/4		8260B		5 mL	5 mL	1 uL	5 uL		
CCV 240-417546/5		8260B		5 mL	5 mL	1 uL			
LCS 240-417546/6		8260B		5 g	5 mL	1 uL			2.5 uL
MB 240-417546/7		8260B		5 g	5 mL	1 uL			
240-123986-B-5-A	E-SB-1793-12-14	8260B	T	5 g	5 mL	1 uL			
240-123986-B-6-A	E-SB-1794-12-14	8260B	T	5 g	5 mL	1 uL			
240-123986-B-7-A	E-SB-1797-8-10	8260B	T	5 g	5 mL	1 uL			
240-124077-C-5-B MS		8260B	T	5 g	5 mL	1 uL			2.5 uL
240-124077-C-5-C MSD		8260B	T	5 g	5 mL	1 uL			2.5 uL

Lab Sample ID	Client Sample ID	Method Chain	Basis	VMFASGW 00340	VMFASPW 00330	VMRA9W 00326	VMRGAS 00321	VMRPRIMW 00366	VMUX8SS 00032
BFB 240-417546/1		8260B							
CCVIS 240-417546/4		8260B					2 uL	5 uL	1.1547 uL
CCV 240-417546/5		8260B				5 uL			
LCS 240-417546/6		8260B		2.5 uL	2.5 uL				1.1547 uL
MB 240-417546/7		8260B							1.1547 uL
240-123986-B-5-A	E-SB-1793-12-14	8260B	T						1.1547 uL
240-123986-B-6-A	E-SB-1794-12-14	8260B	T						1.1547 uL
240-123986-B-7-A	E-SB-1797-8-10	8260B	T						1.1547 uL
240-124077-C-5-B MS		8260B	T	2.5 uL	2.5 uL				1.1547 uL
240-124077-C-5-C MSD		8260B	T	2.5 uL	2.5 uL				1.1547 uL

The pound sign (#) in the amount added field denotes that the reagent was used undiluted. All calculations are performed using the stated concentration for this reagent.

GC/MS VOA BATCH WORKSHEET

Lab Name: Eurofins TestAmerica, Canton Job No.: 240-123986-1

SDG No.:

Batch Number: 417546 Batch Start Date: 12/28/19 06:12 Batch Analyst: Lata, Todd

Batch Method: 8260B Batch End Date:

Batch Notes	

Basis	Basis Description
T	Total/NA

The pound sign (#) in the amount added field denotes that the reagent was used undiluted. All calculations are performed using the stated concentration for this reagent.

GC/MS VOA BATCH WORKSHEET

Lab Name: Eurofins TestAmerica, Canton Job No.: 240-123986-1

SDG No.:

Batch Number: 417548 Batch Start Date: 12/28/19 07:26 Batch Analyst: Lata, Todd

Batch Method: 5030A Batch End Date:

Lab Sample ID	Client Sample ID	Method Chain	Basis	InitialAmount	FinalAmount				
240-123986-B-5	E-SB-1793-12-14	5030A, 8260B	T	5.07 g	5 mL				
240-123986-B-6	E-SB-1794-12-14	5030A, 8260B	T	5.08 g	5 mL				
240-123986-B-7	E-SB-1797-8-10	5030A, 8260B	T	5.04 g	5 mL				
240-124077-C-5 MS		5030A, 8260B	T	5.09 g	5 mL				
240-124077-C-5 MSD		5030A, 8260B	T	5.01 g	5 mL				

Batch Notes	
Balance ID	B035
Blank Matrix ID	185572

Basis	Basis Description
T	Total/NA

The pound sign (#) in the amount added field denotes that the reagent was used undiluted. All calculations are performed using the stated concentration for this reagent.

MRC-BLOCK E
SDG 240-123986-1

SAMPLE IDENTIFICATION	LCS 240-417294/5
COMPOUND	Vinyl Chloride
COMPOUND AREA	174558
INTERNAL STANDARD AMOUNT (ng)	50
DILUTION FACTOR	1
INTERNAL STANDARD AREA	1794720
AVERAGE RRF	0.3313
WEIGHT OF SAMPLE (g)	5
VOLUME EXTRACT (ml)	5
INJECTION VOLUME (µl)	1
CONCENTRATION =	14.6788 µg/Kg
REPORTED RESULT	14.7 ug/kg

Eurofins TestAmerica, Canton
Target Compound Quantitation Report

Data File: \\chromna\Canton\ChromData\A3UX14\20191226-94563.b\1423268.D
Lims ID: lcs
Client ID:
Sample Type: LCS
Inject. Date: 26-Dec-2019 15:59:30 ALS Bottle#: 5 Worklist Smp#: 5
Purge Vol: 5.000 mL Dil. Factor: 1.0000
Sample Info: lcs
Misc. Info.: 240-0094563-005
Operator ID: 002808 Instrument ID: A3UX14

Method: \\chromna\Canton\ChromData\A3UX14\20191226-94563.b\8260_14.m
Limit Group: MSV 8260B ICAL
Last Update: 27-Dec-2019 09:51:57 Calib Date: 07-Nov-2019 19:26:30
Integrator: RTE ID Type: Deconvolution ID
Quant Method: Internal Standard Quant By: Initial Calibration
Last ICal File: \\chromna\Canton\ChromData\A3UX14\20191107-92918.b\1422636.D

Column 1 : DB-624 (0.18 mm) Det: MS SCAN
Process Host: CTX0325

First Level Reviewer: macenczaks Date: 26-Dec-2019 17:02:44

Compound	Sig	RT (min.)	Exp RT (min.)	Dlt RT (min.)	Q	Response	Cal Amt ug/l	OnCol Amt ug/l	Flags
* 1 Fluorobenzene	96	6.246	6.246	0.000	99	1794720	50.0	50.0	
* 2 Chlorobenzene-d5	117	9.228	9.228	0.000	92	1368688	50.0	50.0	
* 3 1,4-Dichlorobenzene-d4	152	11.227	11.227	0.000	97	655234	50.0	50.0	
$ 4 Dibromofluoromethane (Surr	113	5.394	5.394	0.000	95	382957	50.0	41.5	
$ 5 1,2-Dichloroethane-d4 (Sur	65	5.808	5.808	0.000	93	363875	50.0	35.5	
$ 6 Toluene-d8 (Surr)	98	7.914	7.914	0.000	92	1632181	50.0	43.1	
$ 7 4-Bromofluorobenzene (Surr	95	10.245	10.245	0.000	0	523704	50.0	40.7	
9 Dichlorodifluoromethane	85	1.063	1.063	0.000	99	82207	20.0	13.7	
10 Chloromethane	50	1.193	1.193	0.000	99	179467	20.0	12.8	
11 Vinyl chloride	62	1.276	1.276	0.000	98	174558	20.0	14.7	
12 Butadiene	54	1.288	1.288	0.000	93	165046	20.0	12.7	
13 Bromomethane	94	1.513	1.513	0.000	88	129086	20.0	18.7	
15 Chloroethane	64	1.595	1.595	0.000	100	111907	20.0	15.9	
16 Dichlorofluoromethane	67	1.761	1.761	0.000	97	244777	20.0	17.4	
17 Trichlorofluoromethane	101	1.808	1.797	0.011	97	217734	20.0	18.0	
18 Ethyl ether	59	2.057	2.057	0.000	92	542274	50.0	41.3	
19 Acrolein	56	2.163	2.163	0.000	100	438457	250.0	144.5	
21 1,1-Dichloroethene	96	2.246	2.246	0.000	97	442559	50.0	45.6	
22 1,1,2-Trichloro-1,2,2-trif	151	2.282	2.282	0.000	91	248805	50.0	39.4	
24 Acetone	43	2.317	2.317	0.000	100	302656	100.0	60.6	
25 Iodomethane	142	2.376	2.376	0.000	95	598972	50.0	37.0	
26 Carbon disulfide	76	2.436	2.436	0.000	99	1026552	50.0	41.5	
27 3-Chloro-1-propene	76	2.613	2.613	0.000	93	248598	50.0	46.2	
29 Methyl acetate	43	2.672	2.672	0.000	99	789855	100.0	69.7	
30 Methylene Chloride	84	2.755	2.755	0.000	97	395657	50.0	43.1	
31 2-Methyl-2-propanol	59	2.980	2.980	0.000	97	336075	500.0	284.4	
34 Acrylonitrile	53	3.051	3.051	0.000	99	1857327	500.0	361.9	
32 trans-1,2-Dichloroethene	96	3.075	3.075	0.000	100	440958	50.0	47.5	
33 Methyl tert-butyl ether	73	3.122	3.110	0.012	98	952349	50.0	40.2	
35 Hexane	86	3.465	3.465	0.000	95	122586	50.0	48.4	
36 1,1-Dichloroethane	63	3.643	3.643	0.001	96	736525	50.0	42.4	

Compound	Sig	RT (min.)	Exp RT (min.)	Dlt RT (min.)	Q	Response	Cal Amt ug/l	OnCol Amt ug/l	Flags
39 Vinyl acetate	86	3.785	3.785	0.001	97	85265	50.0	41.7	
41 2,2-Dichloropropane	97	4.589	4.589	0.000	80	78877	50.0	42.2	
42 cis-1,2-Dichloroethene	96	4.601	4.601	0.000	80	486270	50.0	47.4	
43 2-Butanone (MEK)	43	4.696	4.696	0.000	99	485863	100.0	70.2	
46 Chlorobromomethane	128	4.992	4.980	0.012	97	237584	50.0	47.0	
48 Tetrahydrofuran	42	5.074	5.074	0.000	92	334720	100.0	69.5	
49 Chloroform	83	5.157	5.157	0.000	95	615237	50.0	44.2	
50 1,1,1-Trichloroethane	97	5.370	5.370	0.000	99	417329	50.0	44.1	
51 Cyclohexane	56	5.441	5.441	0.000	93	695508	50.0	40.0	
52 Carbon tetrachloride	117	5.595	5.595	0.000	95	356062	50.0	43.3	
53 1,1-Dichloropropene	75	5.619	5.607	0.012	93	513522	50.0	46.1	
54 Benzene	78	5.867	5.867	0.000	96	1718136	50.0	46.2	
56 1,2-Dichloroethane	62	5.914	5.914	0.000	95	475216	50.0	40.0	
55 Isobutyl alcohol	41	5.962	5.962	0.000	95	391869	1250.0	849.0	
58 n-Heptane	100	6.305	6.305	0.000	96	138639	50.0	49.2	
59 Trichloroethene	130	6.672	6.672	0.000	95	467218	50.0	51.9	
62 Methylcyclohexane	83	6.861	6.861	0.000	92	697764	50.0	46.2	
63 1,2-Dichloropropane	63	6.897	6.897	0.000	97	480452	50.0	44.1	
65 Dibromomethane	93	7.015	7.015	0.000	96	257204	50.0	47.6	
67 1,4-Dioxane	88	7.086	7.086	0.000	96	81696	1000.0	826.4	
68 Dichlorobromomethane	83	7.216	7.216	0.000	98	472555	50.0	48.1	
70 2-Chloroethyl vinyl ether	63	7.559	7.559	0.000	91	257165	50.0	37.2	
71 cis-1,3-Dichloropropene	75	7.666	7.666	0.000	95	656710	50.0	45.8	
73 4-Methyl-2-pentanone (MIBK	43	7.855	7.855	0.000	97	1005087	100.0	72.0	
74 Toluene	91	7.985	7.985	0.000	99	1808295	50.0	45.7	
75 trans-1,3-Dichloropropene	75	8.210	8.210	0.000	95	512127	50.0	40.0	
76 Ethyl methacrylate	69	8.340	8.340	0.000	92	559799	50.0	43.9	
77 1,1,2-Trichloroethane	97	8.376	8.376	0.000	88	371756	50.0	46.0	
78 Tetrachloroethene	164	8.494	8.482	0.012	96	363683	50.0	49.6	
79 1,3-Dichloropropane	76	8.518	8.518	0.000	93	651812	50.0	45.4	
80 2-Hexanone	43	8.624	8.624	0.000	99	687197	100.0	72.9	
82 Chlorodibromomethane	129	8.719	8.719	0.000	91	378264	50.0	49.1	
83 Ethylene Dibromide	107	8.802	8.802	0.000	98	383458	50.0	47.1	
85 Chlorobenzene	112	9.251	9.251	0.000	97	1175214	50.0	47.2	
86 1,1,1,2-Tetrachloroethane	131	9.334	9.334	0.000	96	358519	50.0	48.1	
87 Ethylbenzene	106	9.358	9.358	0.000	97	626976	50.0	47.4	
88 m-Xylene & p-Xylene	106	9.464	9.464	0.000	98	746660	50.0	46.4	
89 o-Xylene	106	9.808	9.807	0.001	94	762621	50.0	46.9	
90 Styrene	104	9.819	9.819	0.000	96	1306373	50.0	46.1	
91 Bromoform	173	9.961	9.961	0.000	99	252227	50.0	55.8	
92 Isopropylbenzene	105	10.127	10.127	0.000	96	1741470	50.0	49.3	
94 Bromobenzene	156	10.375	10.375	0.000	89	495308	50.0	49.1	
95 1,1,2,2-Tetrachloroethane	83	10.387	10.387	0.000	92	463333	50.0	44.2	
96 1,2,3-Trichloropropane	110	10.411	10.411	0.000	85	133197	50.0	42.6	
97 trans-1,4-Dichloro-2-buten	53	10.435	10.435	0.000	82	128146	50.0	41.8	
98 N-Propylbenzene	120	10.482	10.482	0.000	98	519047	50.0	47.1	
99 2-Chlorotoluene	126	10.541	10.541	0.000	98	452788	50.0	48.2	
100 1,3,5-Trimethylbenzene	105	10.636	10.636	0.000	89	1371405	50.0	44.5	
101 4-Chlorotoluene	126	10.636	10.636	0.000	96	485063	50.0	45.9	
103 tert-Butylbenzene	119	10.908	10.908	0.000	91	1188923	50.0	47.3	
105 1,2,4-Trimethylbenzene	105	10.943	10.943	0.000	95	1364429	50.0	44.9	
107 sec-Butylbenzene	105	11.097	11.097	0.000	93	1759554	50.0	48.3	

Compound	Sig	RT (min.)	Exp RT (min.)	Dlt RT (min.)	Q	Response	Cal Amt ug/l	OnCol Amt ug/l	Flags
108 1,3-Dichlorobenzene	146	11.168	11.168	0.000	98	845049	50.0	46.3	
109 4-Isopropyltoluene	119	11.216	11.216	0.000	97	1512359	50.0	46.0	
110 1,4-Dichlorobenzene	146	11.251	11.251	0.000	98	882721	50.0	46.2	
113 n-Butylbenzene	91	11.559	11.559	0.000	98	1308810	50.0	44.9	
114 1,2-Dichlorobenzene	146	11.559	11.559	0.000	98	826220	50.0	45.0	
115 1,2-Dibromo-3-Chloropropan	157	12.210	12.210	0.000	94	87729	50.0	49.1	
117 1,2,4-Trichlorobenzene	180	12.908	12.908	0.000	93	515736	50.0	44.2	
118 Hexachlorobutadiene	225	13.062	13.062	0.000	96	240290	50.0	51.5	
119 Naphthalene	128	13.109	13.109	0.000	96	1312139	50.0	39.9	
120 1,2,3-Trichlorobenzene	180	13.310	13.310	0.000	96	499440	50.0	44.5	
S 134 Xylenes, Total	106				0		100.0	93.3	
S 135 Trihalomethanes, Total	1				0		200.0	197.2	
S 157 Total BTEX	1				0		250.0	232.7	

Reagents:

VMFASAW_00309	Amount Added:	5.00	Units: uL	
VMFASGW_00340	Amount Added:	2.00	Units: uL	
VMFASPW_00330	Amount Added:	5.00	Units: uL	
VM250SS_00056	Amount Added:	1.00	Units: uL	Run Reagent
vm40ml_vials_00014	Amount Added:	0.00	Units:	Run Reagent
vmDist_H2o_00160	Amount Added:	0.00	Units:	Run Reagent
VM568718_00017	Amount Added:	1.00	Units: uL	Run Reagent

TETRA TECH

INTERNAL CORRESPONDENCE

TO: **M. MARTIN** **DATE:** **FEBRUARY 4, 2020**

FROM: **TERRI L. SOLOMON** **COPIES:** **DV FILE**

SUBJECT: **ORGANIC DATA VALIDATION – VOCs, PCBs**
LOCKHEED MARTIN CORPORATION (LMC) – MIDDLE RIVER COMPLEX (MRC)
BLOCK E
SDG 240-124062-1

SAMPLES: 5/Soil/
VOCs

E-SB-1791-0-1 E-SB-1792-1-2
E-SB-1796-0-1 E-SB-DUP-01
WC-S-PILES-121719

1/Soil/
PCBs

WC-S-PILES-121719

1/Aqueous/
VOCs, PCBs

WC-W-PILES-121719

1/Trip Blank/
VOCs

TB-121719

Overview

The sample set for LMC-MRC Block E, SDG 240-124062-1, consisted of five (5) soil samples, one (1) aqueous sample and one (1) trip blank. All samples were analyzed for volatile organic compounds (VOCs) and polychlorinated biphenyls (PCBs) as referenced above. The soil samples were also analyzed for VOC tentatively identified compounds (TICs).One (1) field duplicate pair, E-SB-1796-0-1 / E-SB-DUP-01 was included in this sample delivery group (SDG).

The samples were collected by Tetra Tech, Inc. on December 17, 2019 and analyzed by TestAmerica – Canton. All analyses were conducted in accordance with SW-846 Methods 8260B and 8082A analytical and reporting protocols.

The data contained in this SDG were validated with regard to the following parameters: data completeness, holding times, initial/continuing calibrations, laboratory method/field blank results, surrogate spike recoveries, laboratory control sample results, matrix spike / matrix spike duplicate recoveries, internal standard areas, field duplicate results, chromatographic resolution, compound identification, compound quantitation and detection limits. Areas of concern are listed below.

Major

- The laboratory case narrative indicates that sample TB-121719 was preserved with hydrochloric acid, and the VOC analyte 2-chloroethyl vinyl ether is an acid-labile compound that degrades in an acidic medium. The non-detected result for 2-chloroethyl vinyl ether was rejected (UR) in the

affected sample.

- The matrix spike / matrix spike duplicate (MS/MSD) percent recoveries for vinyl acetate were 0% for sample E-SB-DUP-01. The nondetected result reported for vinyl acetate in the affected sample was qualified as rejected (UR).

Minor

- It was noted in the case narrative that sample WC-W-PILES-121719 for the VOC analyses arrived at the laboratory unpreserved. The sample was analyzed seven (7) days after collection but within 14 days. The detected and nondetected results for (BTEX) reported in the affected sample were qualified as estimated (J) and (UJ), respectively.

- The VOC initial calibration verification performed on instrument A3UX17 on 06/11/2019 @ 20:24 had percent differences (%Ds) for tert-butyl alcohol and vinyl acetate which exceeded the 20% quality control limit. Samples TB-121719 and WC-W-PILES-121719 were affected. The non-detected results reported for these compounds in the affected samples were qualified as estimated, (UJ).

- The VOC continuing calibration verification performed on instrument A3UX17 on 12/30/2019 @ 10:36 had %Ds for bromomethane, acetone, 2-butanone, 2-hexanone, chlorodibromomethane, 1,2,4-trichlorobenzene, hexachlorobutadiene and naphthalene which exceeded the 20% quality control limit. Sample TB-121719 was affected. The non-detected results reported for these compounds in the affected sample were qualified as estimated, (UJ).

- The VOC continuing calibration verification performed on instrument A3UX17 on 12/31/2019 @ 11:28 had %Ds for bromomethane, 2-hexanone, chlorodibromomethane, 1,2,4-trichlorobenzene, hexachlorobutadiene and naphthalene which exceeded the 20% quality control limit. Sample WC-W-PILES-121719 was affected. The non-detected results reported for these compounds in the affected sample were qualified as estimated, (UJ).

- The VOC initial calibration verification performed on instrument A3UX8 on 11/04/2019 @ 5:47 had a%D for naphthalene which exceeded the 20% quality control limit. Samples E-SB-1791-0-1, E-SB-1792-1-2, E-SB-1796-0-1, E-SB-DUP-01 and WC-S-PILES-121719 were affected. The non-detected results reported for naphthalene in the affected samples were qualified as estimated, (UJ).

- The VOC continuing calibration verification performed on instrument A3UX8 on 12/28/2019 @ 6:45 had %Ds for tert-butyl alcohol, 2-chloroethyl vinyl ether, bromobenzene, 1,3-dichlorobenzene, 1,2,4-trichlorobenzene and naphthalene which exceeded the 20% quality control limit. Samples E-SB-1791-0-1, E-SB-1792-1-2, E-SB-1796-0-1 and WC-S-PILES-121719 were affected. The non-detected results reported for these compounds in the affected samples were qualified as estimated,(UJ).

- The VOC continuing calibration verification performed on instrument A3UX8 on 12/29/2019 @ 3:29 had %Ds for tert-butyl alcohol, 2-chloroethyl vinyl ether, 1,2-dibromo-3-chloropropane, 1,2,4-trichlorobenzene and naphthalene which exceeded the 20% quality control limit. Sample E-SB-DUP-01 was affected. The non-detected results reported for these compounds in the affected sample were qualified as estimated, (UJ).

- The VOC internal standard recovery for 1,4-dichlorobenzene-d4 was below the quality control limits for sample E-SB-1791-0-1. It was noted in the case narrative that the sample was re-extracted and/or reanalyzed with concurring results. The original set of data was reported by the laboratory. The affected nondetected results reported for sample E-SB-1791-0-1 were qualified as estimated (UJ).

- Tentatively unknown compounds (TICs) “unknown” were detected in several samples. The GC/MS instrument was not calibrated for these TICs; therefore, the detected compounds were qualified as estimated (NJ) and assumed to be presumptively present.

- The PCB initial calibration verification performed on instrument A2HP11 on 09/27/2019 @ 13:13 on column CLP-1 had a %D for PCB-1268 which exceeded the 20% quality control limit. Sample WC-S-PILES-121719 was affected. The non-detected result reported for PCB-1268 in the affected sample was qualified as estimated, (UJ).

- The PCB initial calibration verification performed on instrument A2HP12 on 09/24/2019 @ 02:05 on column CLP-1 had a %D for PCB-1268 which exceeded the 20% quality control limit. Sample WC-W-PILES-121719 was affected. The non-detected result reported for PCB-1268 in the affected sample was qualified as estimated, (UJ).

- Positive results reported below the reporting limit (RL) but above the method detection limit (MDL) were qualified as estimated (J).

Notes

The laboratory did not provide upper and lower limits for the internal standard areas for the PCB analysis of sample WC-W-PILES-121719. The validator calculated the missing upper and lower limits.

Non-detected results were reported to the method detection limit (MDL).

Sample WC-W-PILES-121719 was analyzed at a 1250X dilution for the VOC analyses.

Sample WC-W-PILES-121719 was analyzed at a 100X dilution for the PCB analyses.

The VOC laboratory control sample (LCS) percent recovery for 1,3-dichloropropane was above the quality control limit for preparation batch 240-417817. Sample WC-W-PILES-121719 was affected. No validation actions were required as the affected sample result was nondetected.

The MS/MSD percent recoveries for acetone were greater than the quality control limits for sample E-SB-DUP-01. No validation actions were required as the affected sample result was nondetected.

The MS/MSD relative percent differences for 1,2,3-trichloropropane, 1,2,4-trimethylbenzene, 1,1,2,2-tetrachloroethane, 1,2-dibromo-3-chloropropane, 1,2-dichlorobenzene, 1,3-dichlorobenzene, 1,4-dichlorobenzene, 2-chlorotoluene, bromobenzene, 4-chlorotoluene, 4-isopropyltoluene, n-butylbenzene, n-propylbenzene, sec-butylbenzene and tert-butylbenzene were outside the quality control limits for sample E-SB-DUP-01. No validation actions were required as the affected sample results were nondetected.

The method blank (240-417546) had a detected result for 1,2,4-trichlorobenzene (0.621 ug/kg) affecting samples E-SB-1796-0-1, E-SB-1791-0-1, E-SB-1792-1-2 and WC-S-PILES-121719. No validation actions were required as all affected sample results for 1,2,4-trichlorobenzene were nondetects.

The PCB surrogate recoveries for tetrachloro-m-xylene and decachlorobiphenyl were 0% for sample WC-W-PILES-121719. No validation actions were required as the sample was analyzed at a 100X dilution.

The PCB initial calibration verifications performed on instrument A2HP12 on 09/26/2019 @ 20:25 and 09/24/2019 @ 00:40 on column CLP-2 had %Ds for PCB-1248 which exceeded the 20% quality control limit. No validation actions were required as all sample results were reported from column CLP-1.

The PCB initial calibration verification performed on instrument A2HP12 on 09/24/2019 @ 02:05 on column CLP-2 had %Ds for PCB-1268 which exceeded the 20% quality control limit. No validation actions were required as all sample results were reported from column CLP-1.

Executive Summary

Laboratory Performance: The seven day hold time was exceeded for one VOC sample. Several calibrations exceeded the 20% quality control limit for the VOC and PCB fractions. One internal standard area was outside the quality control limits.

Other Factors Affecting Data Quality: Results below the RL were estimated.

The data for these analyses were reviewed with reference to the "National Functional Guidelines for Organic Superfund Methods Data Review" (January 2017). The text of this report has been formulated to address only those areas affecting data quality.



Tetra Tech, Inc.
Terri L. Solomon
Chemist/Data Validator



Tetra Tech, Inc.
Joseph A. Samchuck
Data Validation Manager

Attachments:
Appendix A – Qualified Analytical Results
Appendix B – Results as Reported by the Laboratory
Appendix C – Support Documentation

Data Qualifier Definitions

The following definitions provide brief explanations of the validation qualifiers assigned to results in the data review process.

U	The analyte was analyzed for, but was not detected at a level greater than or equal to the level of the adjusted detection limit.
J	The result is an estimated quantity. The associated numerical value is the approximate concentration of the analyte in the sample (due either to the quality of the data generated because certain quality control criteria were not met, or the concentration of the analyte was below the reporting limit).
J+	The result is an estimated quantity, but the result may be biased high.
J-	The result is an estimated quantity, but the result may be biased low.
UJ	The analyte was analyzed for, but was not detected. The reported detection limit is approximate and may be inaccurate or imprecise.
NJ	The analyte has been “tentatively identified” or “presumptively” as present and the associated numerical value is the estimated concentration in the sample.
R	The sample result (detected) is unusable due to the quality of the data generated because certain criteria were not met. The analyte may or may not be present in the sample.
UR	The sample result (nondetected) is unusable due to the quality of the data generated because certain criteria were not met. The analyte may or may not be present in the sample.
X	The sample results (including non-detects) were affected by serious deficiencies in the ability to analyze the sample and meet published method and project quality control criteria. The presence or absence of the analyte cannot be substantiated by the data provided. Acceptance or rejection of the data should be decided by the project team, but exclusion of the data is recommended.

Appendix A

Qualified Analytical Results

Qualifier Codes:

A = Lab Blank Contamination
B = Field Blank Contamination
C = Calibration Noncompliance (i.e., % RSDs, %Ds, ICVs, CCVs, RRFs, etc.)
C01 = GC/MS Tuning Noncompliance
D = MS/MSD Recovery Noncompliance
E = LCS/LCSD Recovery Noncompliance
F = Lab Duplicate Imprecision
G = Field Duplicate Imprecision
H = Holding Time Exceedance
I = ICP Serial Dilution Noncompliance
J = ICP PDS Recovery Noncompliance; MSA's $r < 0.995$
K = ICP Interference - includes ICS % R Noncompliance
L = Instrument Calibration Range Exceedance
M = Sample Preservation Noncompliance
N = Internal Standard Noncompliance
N01 = Internal Standard Recovery Noncompliance Dioxins
N02 = Recovery Standard Noncompliance Dioxins
N03 = Clean-up Standard Noncompliance Dioxins
O = Poor Instrument Performance (i.e., base-time drifting)
P = Uncertainty near detection limit (< 2 x IDL for inorganics and <CRQL for organics)
Q = Other problems (can encompass a number of issues; i.e.chromatography,interferences, etc.)
R = Surrogates Recovery Noncompliance
S = Pesticide/PCB Resolution
T = % Breakdown Noncompliance for DDT and Endrin
U = RPD between columns/detectors >40% for positive results determined via GC/HPLC
V = Non-linear calibrations; correlation coefficient $r < 0.995$
W = EMPC result
X = Signal to noise response drop
Y = Percent solids <30%
Z = Uncertainty at 2 standard deviations is greater than sample activity
Z1 = Tentatively Identified Compound considered presumptively present
Z2 = Tentatively Identified Compound column bleed
Z3 = Tentatively Identified Compound aldol condensate
Z4 = Sample activity is less than the at uncertainty at 3 standard deviations and greater than the MDC
Z5 = Sample activity is less than the at uncertainty at 3 standard deviations and less than the MDC

PROJ_NO: 08881	NSAMPLE	TB-121719			WC-W-PILES-121719		
SDG: 240-124062-1	LAB_ID	240-124062-1			240-124062-7		
FRACTION: OV	SAMP_DATE	12/17/2019			12/17/2019		
MEDIA: WATER	QC_TYPE	TB			NM		
	UNITS	UG/L			UG/L		
	PCT_SOLIDS	0.0			0.0		
	DUP_OF						
PARAMETER		RESULT	VQL	QLCD	RESULT	VQL	QLCD
1,1,1,2-TETRACHLOROETHANE		0.14	U		180	U	
1,1,1-TRICHLOROETHANE		0.24	U		300	U	
1,1,2,2-TETRACHLOROETHANE		0.13	U		160	U	
1,1,2-TRICHLOROTRIFLUOROETHANE		0.41	U		510	U	
1,1-DICHLOROETHANE		0.17	U		210	U	
1,1-DICHLOROETHENE		0.19	U		240	U	
1,1-DICHLOROPROPENE		0.14	U		180	U	
1,2,3-TRICHLOROBENZENE		0.54	U		680	U	
1,2,3-TRICHLOROPROPANE		0.24	U		300	U	
1,2,3-TRIMETHYLBENZENE		0.14	U		180	U	
1,2,4-TRICHLOROBENZENE		0.26	UJ	C	330	UJ	C
1,2,4-TRIMETHYLBENZENE		0.07	U		88	U	
1,2-DIBROMO-3-CHLOROPROPANE		0.91	U		1100	U	
1,2-DIBROMOETHANE		0.12	U		150	U	
1,2-DICHLOROBENZENE		0.15	U		190	U	
1,2-DICHLOROETHANE		0.21	U		260	U	
1,2-DICHLOROPROPANE		0.15	U		190	U	
1,3-DICHLOROBENZENE		0.15	U		190	U	
1,3-DICHLOROPROPANE		0.21	U		260	U	
1,4-DICHLOROBENZENE		0.16	U		200	U	
2,2-DICHLOROPROPANE		0.31	U		390	U	
2-BUTANONE		1.2	UJ	C	1500	U	
2-CHLOROETHYL VINYL ETHER		0.26	UR	M	330	U	
2-CHLOROTOLUENE		0.15	U		190	U	
2-HEXANONE		0.54	UJ	C	680	UJ	C
4-CHLOROTOLUENE		0.09	U		110	U	
4-ISOPROPYLTOLUENE		0.13	U		160	U	
4-METHYL-2-PENTANONE		0.42	U		530	U	
ACETONE		5.4	UJ	C	86000		
BENZENE		0.13	U		160	UJ	H
BROMOBENZENE		0.12	U		150	U	
BROMOCHLOROMETHANE		0.14	U		180	U	
BROMODICHLOROMETHANE		0.17	U		210	U	
BROMOFORM		0.76	U		950	U	
BROMOMETHANE		0.42	UJ	C	530	UJ	C

PROJ_NO: 08881	NSAMPLE	TB-121719			WC-W-PILES-121719		
SDG: 240-124062-1	LAB_ID	240-124062-1			240-124062-7		
FRACTION: OV	SAMP_DATE	12/17/2019			12/17/2019		
MEDIA: WATER	QC_TYPE	TB			NM		
	UNITS	UG/L			UG/L		
	PCT_SOLIDS	0.0			0.0		
	DUP_OF						
PARAMETER		RESULT	VQL	QLCD	RESULT	VQL	QLCD
CARBON DISULFIDE		0.28	U		350	U	
CARBON TETRACHLORIDE		0.26	U		330	U	
CHLOROBENZENE		0.14	U		180	U	
CHLORODIBROMOMETHANE		0.39	UJ	C	490	UJ	C
CHLOROETHANE		0.83	U		1000	U	
CHLOROFORM		0.13	U		160	U	
CHLOROMETHANE		0.2	U		250	U	
CIS-1,2-DICHLOROETHENE		0.16	U		200	U	
CIS-1,3-DICHLOROPROPENE		0.61	U		760	U	
DIBROMOMETHANE		0.09	U		110	U	
DICHLORODIFLUOROMETHANE		0.35	U		440	U	
DIISOPROPYL ETHER		0.17	U		210	U	
ETHYL TERT-BUTYL ETHER		0.15	U		190	U	
ETHYLBENZENE		0.11	U		140	UJ	H
HEXACHLOROBUTADIENE		0.83	UJ	C	1000	UJ	C
ISOPROPYLBENZENE		0.09	U		110	U	
METHYL TERT-BUTYL ETHER		0.07	U		88	U	
METHYLENE CHLORIDE		2.6	U		3300	U	
NAPHTHALENE		0.32	UJ	C	400	UJ	C
N-BUTYLBENZENE		0.14	U		180	U	
N-PROPYLBENZENE		0.15	U		190	U	
SEC-BUTYLBENZENE		0.13	U		160	U	
STYRENE		0.1	U		130	U	
TERT-AMYL METHYL ETHER		0.11	U		140	U	
TERT-BUTYLBENZENE		0.14	U		180	U	
TERTIARY-BUTYL ALCOHOL		1.7	UJ	C	2100	UJ	C
TETRACHLOROETHENE		0.15	U		190	U	
TOLUENE		0.14	U		180	UJ	H
TOTAL XYLENES		0.15	U		190	UJ	H
TRANS-1,2-DICHLOROETHENE		0.19	U		240	U	
TRANS-1,3-DICHLOROPROPENE		0.67	U		840	U	
TRICHLOROETHENE		0.1	U		130	U	
TRICHLOROFLUOROMETHANE		0.45	U		560	U	
VINYL ACETATE		0.19	UJ	C	240	UJ	C
VINYL CHLORIDE		0.2	U		250	U	

PROJ_NO: 08881	NSAMPLE	E-SB-1791-0-1			E-SB-1791-0-1-RE			E-SB-1792-1-2			E-SB-1796-0-1		
SDG: 240-124062-1	LAB_ID	240-124062-4			240-124062-4			240-124062-5			240-124062-2		
FRACTION: OV	SAMP_DATE	12/17/2019			12/17/2019			12/17/2019			12/17/2019		
MEDIA: SOIL	QC_TYPE	NM			NM			NM			NM		
	UNITS	UG/KG			UG/KG			UG/KG			UG/KG		
	PCT_SOLIDS	85.4			85.4			88.3			82.1		
	DUP_OF												
PARAMETER		RESULT	VQL	QLCD	RESULT	VQL	QLCD	RESULT	VQL	QLCD	RESULT	VQL	QLCD
1,1,1,2-TETRACHLOROETHANE		3.4	U					3.2	U		3.5	U	
1,1,1-TRICHLOROETHANE		0.93	U					0.87	U		0.98	U	
1,1,2,2-TETRACHLOROETHANE		1.6	UJ	N				1.5	U		1.7	U	
1,1,2-TRICHLOROTRIFLUOROETHANE		1.4	U					1.4	U		1.5	U	
1,1-DICHLOROETHANE		0.78	U					0.73	U		0.83	U	
1,1-DICHLOROETHENE		1	U					0.96	U		1.1	U	
1,1-DICHLOROPROPENE		1.1	U					1	U		1.2	U	
1,2,3-TRICHLOROBENZENE		0.65	UJ	N				0.61	U		0.68	U	
1,2,3-TRICHLOROPROPANE		1.8	UJ	N				1.7	U		1.9	U	
1,2,3-TRIMETHYLBENZENE		2.1	U					1.9	U		2.2	U	
1,2,4-TRICHLOROBENZENE		0.65	UJ	CN				0.61	UJ	C	0.68	UJ	C
1,2,4-TRIMETHYLBENZENE		1.1	UJ	N				1.1	U		1.2	U	
1,2-DIBROMO-3-CHLOROPROPANE		4.1	UJ	N				3.8	U		4.3	U	
1,2-DIBROMOETHANE		0.87	U					0.82	U		0.92	U	
1,2-DICHLOROBENZENE		1.3	UJ	N				1.2	U		1.3	U	
1,2-DICHLOROETHANE		0.87	U					0.82	U		0.92	U	
1,2-DICHLOROPROPANE		0.96	U					0.9	U		1	U	
1,3-DICHLOROBENZENE		0.92	UJ	CN				0.87	UJ	C	0.97	UJ	C
1,3-DICHLOROPROPANE		1.1	U					1	U		1.2	U	
1,4-DICHLOROBENZENE		0.99	UJ	N				0.93	U		1.1	U	
2,2-DICHLOROPROPANE		1.3	U					1.3	U		1.4	U	
2-BUTANONE		4	U					3.8	U		4.2	U	
2-CHLOROETHYL VINYL ETHER		10	UJ	C				9.4	UJ	C	11	UJ	C
2-CHLOROTOLUENE		1.1	UJ	N				1	U		1.1	U	
2-HEXANONE		4.6	U					4.3	U		4.9	U	
4-CHLOROTOLUENE		0.97	UJ	N				0.91	U		1	U	
4-ISOPROPYLTOLUENE		3.3	UJ	N				3.1	U		3.5	U	
4-METHYL-2-PENTANONE		4.2	U					3.9	U		4.4	U	
ACETONE					2700			22	U		27	J	P
BENZENE		0.79	U					0.74	U		0.83	U	
BROMOBENZENE		1.3	UJ	CN				1.2	UJ	C	1.4	UJ	C
BROMOCHLOROMETHANE		0.67	U					0.63	U		0.71	U	
BROMODICHLOROMETHANE		0.77	U					0.72	U		0.81	U	
BROMOFORM		2.7	U					2.5	U		2.9	U	
BROMOMETHANE		1.1	U					1	U		1.2	U	

PROJ_NO: 08881	NSAMPLE	E-SB-DUP-01			WC-S-PILES-121719		
SDG: 240-124062-1	LAB_ID	240-124062-3			240-124062-6		
FRACTION: OV	SAMP_DATE	12/17/2019			12/17/2019		
MEDIA: SOIL	QC_TYPE	NM			NM		
	UNITS	UG/KG			UG/KG		
	PCT_SOLIDS	85.0			82.6		
	DUP_OF	E-SB-1796-0-1					
PARAMETER		RESULT	VQL	QLCD	RESULT	VQL	QLCD
1,1,1,2-TETRACHLOROETHANE		3.2	U		3.4	U	
1,1,1-TRICHLOROETHANE		0.89	U		0.93	U	
1,1,2,2-TETRACHLOROETHANE		1.6	U		1.6	U	
1,1,2-TRICHLOROTRIFLUOROETHANE		1.4	U		1.5	U	
1,1-DICHLOROETHANE		0.75	U		0.79	U	
1,1-DICHLOROETHENE		0.98	U		1	U	
1,1-DICHLOROPROPENE		1.1	U		1.1	U	
1,2,3-TRICHLOROBENZENE		0.62	U		0.65	U	
1,2,3-TRICHLOROPROPANE		1.7	U		1.8	U	
1,2,3-TRIMETHYLBENZENE		2	U		2.1	U	
1,2,4-TRICHLOROBENZENE		0.62	UJ	C	0.65	UJ	C
1,2,4-TRIMETHYLBENZENE		1.1	U		1.1	U	
1,2-DIBROMO-3-CHLOROPROPANE		3.9	UJ	C	4.1	U	
1,2-DIBROMOETHANE		0.83	U		0.88	U	
1,2-DICHLOROBENZENE		1.2	U		1.3	U	
1,2-DICHLOROETHANE		0.84	U		0.88	U	
1,2-DICHLOROPROPANE		0.92	U		0.97	U	
1,3-DICHLOROBENZENE		0.88	U		0.93	UJ	C
1,3-DICHLOROPROPANE		1.1	U		1.1	U	
1,4-DICHLOROBENZENE		0.96	U		1	U	
2,2-DICHLOROPROPANE		1.3	U		1.4	U	
2-BUTANONE		3.9	U		4	U	
2-CHLOROETHYL VINYL ETHER		9.7	UJ	C	10	UJ	C
2-CHLOROTOLUENE		1	U		1.1	U	
2-HEXANONE		4.4	U		4.6	U	
4-CHLOROTOLUENE		0.93	U		0.98	U	
4-ISOPROPYLTOLUENE		3.2	U		3.4	U	
4-METHYL-2-PENTANONE		4	U		4.2	U	
ACETONE		23	U		24	U	
BENZENE		0.76	U		0.79	U	
BROMOBENZENE		1.3	U		1.3	UJ	C
BROMOCHLOROMETHANE		0.64	U		0.68	U	
BROMODICHLOROMETHANE		0.74	U		0.77	U	
BROMOFORM		2.6	U		2.7	U	
BROMOMETHANE		1.1	U		1.1	U	

PROJ_NO: 08881	NSAMPLE	E-SB-1791-0-1			E-SB-1791-0-1-RE			E-SB-1792-1-2			E-SB-1796-0-1		
SDG: 240-124062-1	LAB_ID	240-124062-4			240-124062-4			240-124062-5			240-124062-2		
FRACTION: OV	SAMP_DATE	12/17/2019			12/17/2019			12/17/2019			12/17/2019		
MEDIA: SOIL	QC_TYPE	NM			NM			NM			NM		
	UNITS	UG/KG			UG/KG			UG/KG			UG/KG		
	PCT_SOLIDS	85.4			85.4			88.3			82.1		
	DUP_OF												
PARAMETER		RESULT	VQL	QLCD	RESULT	VQL	QLCD	RESULT	VQL	QLCD	RESULT	VQL	QLCD
CARBON DISULFIDE		1.3	U					1.2	U		1.4	U	
CARBON TETRACHLORIDE		3.7	U					3.4	U		3.9	U	
CHLOROBENZENE		1	U					0.97	U		1.1	U	
CHLORODIBROMOMETHANE		3.1	U					2.9	U		3.3	U	
CHLOROETHANE		1.4	U					1.3	U		1.5	U	
CHLOROFORM		0.89	U					0.84	U		0.94	U	
CHLOROMETHANE		1.2	U					1.1	U		1.2	U	
CIS-1,2-DICHLOROETHENE		0.73	U					0.69	U		0.78	U	
CIS-1,3-DICHLOROPROPENE		1.6	U					1.5	U		1.7	U	
DIBROMOMETHANE		0.75	U					0.71	U		0.8	U	
DICHLORODIFLUOROMETHANE		1.1	U					1	U		1.1	U	
DIISOPROPYL ETHER		0.85	U					0.8	U		0.9	U	
ETHYL TERT-BUTYL ETHER		2.5	U					2.4	U		2.7	U	
ETHYLBENZENE		1.2	U					1.1	U		1.2	U	
HEXACHLOROBUTADIENE		4.2	UJ	N				4	U		4.5	U	
ISOPROPYLBENZENE		0.94	U					0.88	U		0.99	U	
M+P-XYLENES		0.88	U					0.83	U		0.93	U	
METHYL TERT-BUTYL ETHER		0.93	U					0.87	U		0.98	U	
METHYLENE CHLORIDE		14	U					13	U		14	U	
NAPHTHALENE		3	UJ	CN				2.9	UJ	C	3.2	UJ	C
N-BUTYLBENZENE		3.9	UJ	N				3.7	U		4.1	U	
N-PROPYLBENZENE		0.83	UJ	N				0.78	U		0.87	U	
O-XYLENE		0.97	U					0.91	U		1	U	
SEC-BUTYLBENZENE		0.97	UJ	N				0.92	U		1	U	
STYRENE		1.3	U					1.2	U		1.4	U	
TERT-AMYL METHYL ETHER		2.5	U					2.4	U		2.7	U	
TERT-BUTYLBENZENE		1	UJ	N				0.96	U		1.1	U	
TERTIARY-BUTYL ALCOHOL		19	UJ	C				18	UJ	C	20	UJ	C
TETRACHLOROETHENE		0.82	U					0.77	U		0.87	U	
TOLUENE		0.87	U					0.82	U		0.92	U	
TOTAL XYLENES		1.8	U					1.7	U		1.9	U	
TRANS-1,2-DICHLOROETHENE		0.52	U					0.49	U		0.55	U	
TRANS-1,3-DICHLOROPROPENE		1.2	U					1.1	U		1.2	U	
TRICHLOROETHENE		0.71	U					0.67	U		0.75	U	
TRICHLOROFLUOROMETHANE		1.2	U					1.1	U		1.3	U	

PROJ_NO: 08881	NSAMPLE	E-SB-DUP-01			WC-S-PILES-121719		
SDG: 240-124062-1	LAB_ID	240-124062-3			240-124062-6		
FRACTION: OV	SAMP_DATE	12/17/2019			12/17/2019		
MEDIA: SOIL	QC_TYPE	NM			NM		
	UNITS	UG/KG			UG/KG		
	PCT_SOLIDS	85.0			82.6		
	DUP_OF	E-SB-1796-0-1					
PARAMETER		RESULT	VQL	QLCD	RESULT	VQL	QLCD
CARBON DISULFIDE		1.3	U		1.3	U	
CARBON TETRACHLORIDE		3.5	U		3.7	U	
CHLOROBENZENE		0.99	U		1	U	
CHLORODIBROMOMETHANE		3	U		3.2	U	
CHLOROETHANE		1.3	U		1.4	U	
CHLOROFORM		0.85	U		0.9	U	
CHLOROMETHANE		1.1	U		1.2	U	
CIS-1,2-DICHLOROETHENE		0.71	U		0.74	U	
CIS-1,3-DICHLOROPROPENE		1.6	U		1.6	U	
DIBROMOMETHANE		0.72	U		0.76	U	
DICHLORODIFLUOROMETHANE		1	U		1.1	U	
DIISOPROPYL ETHER		0.82	U		0.86	U	
ETHYL TERT-BUTYL ETHER		2.4	U		2.6	U	
ETHYLBENZENE		1.1	U		1.2	U	
HEXACHLOROBUTADIENE		4.1	U		4.3	U	
ISOPROPYLBENZENE		0.9	U		0.95	U	
M+P-XYLENES		0.85	U		0.89	U	
METHYL TERT-BUTYL ETHER		0.89	U		0.93	U	
METHYLENE CHLORIDE		13	U		14	U	
NAPHTHALENE		2.9	UJ	C	3.1	UJ	C
N-BUTYLBENZENE		3.8	U		3.9	U	
N-PROPYLBENZENE		0.79	U		0.83	U	
O-XYLENE		0.93	U		0.98	U	
SEC-BUTYLBENZENE		0.94	U		0.98	U	
STYRENE		1.3	U		1.3	U	
TERT-AMYL METHYL ETHER		2.4	U		2.6	U	
TERT-BUTYLBENZENE		0.98	U		1	U	
TERTIARY-BUTYL ALCOHOL		18	UJ	C	19	UJ	C
TETRACHLOROETHENE		0.79	U		0.83	U	
TOLUENE		0.84	U		0.88	U	
TOTAL XYLENES		1.7	U		1.8	U	
TRANS-1,2-DICHLOROETHENE		0.5	U		0.53	U	
TRANS-1,3-DICHLOROPROPENE		1.1	U		1.2	U	
TRICHLOROETHENE		0.69	U		0.72	U	
TRICHLOROFLUOROMETHANE		1.2	U		1.2	U	

PROJ_NO: 08881	NSAMPLE	E-SB-1791-0-1			E-SB-1791-0-1-RE			E-SB-1792-1-2			E-SB-1796-0-1		
SDG: 240-124062-1	LAB_ID	240-124062-4			240-124062-4			240-124062-5			240-124062-2		
FRACTION: OV	SAMP_DATE	12/17/2019			12/17/2019			12/17/2019			12/17/2019		
MEDIA: SOIL	QC_TYPE	NM			NM			NM			NM		
	UNITS	UG/KG			UG/KG			UG/KG			UG/KG		
	PCT_SOLIDS	85.4			85.4			88.3			82.1		
	DUP_OF												
PARAMETER		RESULT	VQL	QLCD	RESULT	VQL	QLCD	RESULT	VQL	QLCD	RESULT	VQL	QLCD
VINYL ACETATE		2.4	U					2.3	U		2.5	U	
VINYL CHLORIDE		0.94	U					0.89	U		1	U	

PROJ_NO: 08881	NSAMPLE	E-SB-DUP-01			WC-S-PILES-121719		
SDG: 240-124062-1	LAB_ID	240-124062-3			240-124062-6		
FRACTION: OV	SAMP_DATE	12/17/2019			12/17/2019		
MEDIA: SOIL	QC_TYPE	NM			NM		
	UNITS	UG/KG			UG/KG		
	PCT_SOLIDS	85.0			82.6		
	DUP_OF	E-SB-1796-0-1					
PARAMETER		RESULT	VQL	QLCD	RESULT	VQL	QLCD
VINYL ACETATE		2.3	UR	D	2.4	U	
VINYL CHLORIDE		0.91	U		0.95	U	

PROJ_NO: 08881	NSAMPLE	E-SB-1791-0-1			E-SB-1791-0-1-RE			E-SB-1792-1-2			E-SB-1796-0-1		
SDG: 240-124062-1	LAB_ID	240-124062-4			240-124062-4			240-124062-5			240-124062-2		
FRACTION: TICOV	SAMP_DATE	12/17/2019			12/17/2019			12/17/2019			12/17/2019		
MEDIA: SOIL	QC_TYPE	NM			NM			NM			NM		
	UNITS	UG/KG			UG/KG			UG/KG			UG/KG		
	PCT_SOLIDS	85.4			85.4			88.3			82.1		
	DUP_OF												
PARAMETER		RESULT	VQL	QLCD	RESULT	VQL	QLCD	RESULT	VQL	QLCD	RESULT	VQL	QLCD
UNKNOWN [3.28]		13	NJ	Z1	120	NJ	Z1	12	NJ	Z1	13	NJ	Z1
UNKNOWN [4.16]		14	NJ	Z1	130	NJ	Z1	13	NJ	Z1	14	NJ	Z1

PROJ_NO: 08881	NSAMPLE	E-SB-DUP-01			WC-S-PILES-121719		
SDG: 240-124062-1	LAB_ID	240-124062-3			240-124062-6		
FRACTION: TICOV	SAMP_DATE	12/17/2019			12/17/2019		
MEDIA: SOIL	QC_TYPE	NM			NM		
	UNITS	UG/KG			UG/KG		
	PCT_SOLIDS	85.0			82.6		
	DUP_OF	E-SB-1796-0-1					
PARAMETER		RESULT	VQL	QLCD	RESULT	VQL	QLCD
UNKNOWN [3.28]		14	NJ	Z1	14	NJ	Z1
UNKNOWN [4.16]		15	NJ	Z1	15	NJ	Z1

PROJ_NO: 08881	NSAMPLE	WC-W-PILES-121719		
SDG: 240-124062-1	LAB_ID	240-124062-7		
FRACTION: PCB	SAMP_DATE	12/17/2019		
MEDIA: WATER	QC_TYPE	NM		
	UNITS	UG/L		
	PCT_SOLIDS	0.0		
	DUP_OF			
PARAMETER		RESULT	VQL	QLCD
AROCLOR-1016		6.7	U	
AROCLOR-1221		6.8	U	
AROCLOR-1232		8.8	U	
AROCLOR-1242		9	U	
AROCLOR-1248		6	U	
AROCLOR-1254		4.8	U	
AROCLOR-1260		5.5	U	
AROCLOR-1262		6.9	U	
AROCLOR-1268		7.4	UJ	C

PROJ_NO: 08881	NSAMPLE	WC-S-PILES-121719		
SDG: 240-124062-1	LAB_ID	240-124062-6		
FRACTION: PCB	SAMP_DATE	12/17/2019		
MEDIA: SOIL	QC_TYPE	NM		
	UNITS	UG/KG		
	PCT_SOLIDS	82.6		
	DUP_OF			
PARAMETER		RESULT	VQL	QLCD
AROCLOR-1016		26	U	
AROCLOR-1221		28	U	
AROCLOR-1232		27	U	
AROCLOR-1242		22	U	
AROCLOR-1248		28	U	
AROCLOR-1254		27	U	
AROCLOR-1260		55	J	P
AROCLOR-1262		37	U	
AROCLOR-1268		27	UJ	C

Appendix B

Results as Reported by the Laboratory

FORM I
GC/MS VOA ORGANICS ANALYSIS DATA SHEET

Lab Name: Eurofins TestAmerica, Canton Job No.: 240-124062-1

SDG No.:

Client Sample ID: TB-121719 Lab Sample ID: 240-124062-1

Matrix: Water Lab File ID: UXR3210.D

Analysis Method: 8260B Date Collected: 12/17/2019 00:00

Sample wt/vol: 5(mL) Date Analyzed: 12/30/2019 18:08

Soil Aliquot Vol: Dilution Factor: 1

Soil Extract Vol.: GC Column: DB-624 ID: 0.18(mm)

% Moisture: Level: (low/med) Low

Analysis Batch No.: 417660 Units: ug/L

CAS NO.	COMPOUND NAME	RESULT	Q	RL	MDL
67-64-1	Acetone	5.4	U	10	5.4
630-20-6	1,1,1,2-Tetrachloroethane	0.14	U	1.0	0.14
71-43-2	Benzene	0.13	U	1.0	0.13
75-27-4	Bromodichloromethane	0.17	U	1.0	0.17
75-25-2	Bromoform	0.76	U	1.0	0.76
74-83-9	Bromomethane	0.42	U	1.0	0.42
78-93-3	2-Butanone (MEK)	1.2	U	10	1.2
75-15-0	Carbon disulfide	0.28	U	1.0	0.28
56-23-5	Carbon tetrachloride	0.26	U	1.0	0.26
108-90-7	Chlorobenzene	0.14	U	1.0	0.14
75-00-3	Chloroethane	0.83	U	1.0	0.83
67-66-3	Chloroform	0.13	U	1.0	0.13
563-58-6	1,1-Dichloropropene	0.14	U	1.0	0.14
74-87-3	Chloromethane	0.20	U	1.0	0.20
75-34-3	1,1-Dichloroethane	0.17	U	1.0	0.17
87-61-6	1,2,3-Trichlorobenzene	0.54	U	1.0	0.54
96-18-4	1,2,3-Trichloropropane	0.24	U	1.0	0.24
107-06-2	1,2-Dichloroethane	0.21	U	1.0	0.21
75-35-4	1,1-Dichloroethene	0.19	U	1.0	0.19
526-73-8	1,2,3-Trimethylbenzene	0.14	U	5.0	0.14
78-87-5	1,2-Dichloropropane	0.15	U	1.0	0.15
95-63-6	1,2,4-Trimethylbenzene	0.070	U	1.0	0.070
10061-01-5	cis-1,3-Dichloropropene	0.61	U	1.0	0.61
10061-02-6	trans-1,3-Dichloropropene	0.67	U	1.0	0.67
100-41-4	Ethylbenzene	0.11	U	1.0	0.11
591-78-6	2-Hexanone	0.54	U	10	0.54
75-09-2	Methylene Chloride	2.6	U	5.0	2.6
108-10-1	4-Methyl-2-pentanone (MIBK)	0.42	U	10	0.42
100-42-5	Styrene	0.10	U	1.0	0.10
79-34-5	1,1,2,2-Tetrachloroethane	0.13	U	1.0	0.13
127-18-4	Tetrachloroethene	0.15	U	1.0	0.15
108-88-3	Toluene	0.14	U	1.0	0.14
79-01-6	Trichloroethene	0.10	U	1.0	0.10
75-01-4	Vinyl chloride	0.20	U	1.0	0.20
1330-20-7	Xylenes, Total	0.15	U	2.0	0.15
71-55-6	1,1,1-Trichloroethane	0.24	U	1.0	0.24

FORM I
GC/MS VOA ORGANICS ANALYSIS DATA SHEET

Lab Name: Eurofins TestAmerica, Canton Job No.: 240-124062-1

SDG No.:

Client Sample ID: TB-121719 Lab Sample ID: 240-124062-1

Matrix: Water Lab File ID: UXR3210.D

Analysis Method: 8260B Date Collected: 12/17/2019 00:00

Sample wt/vol: 5(mL) Date Analyzed: 12/30/2019 18:08

Soil Aliquot Vol: Dilution Factor: 1

Soil Extract Vol.: GC Column: DB-624 ID: 0.18(mm)

% Moisture: Level: (low/med) Low

Analysis Batch No.: 417660 Units: ug/L

CAS NO.	COMPOUND NAME	RESULT	Q	RL	MDL
142-28-9	1,3-Dichloropropane	0.21	U	1.0	0.21
96-12-8	1,2-Dibromo-3-Chloropropane	0.91	U	2.0	0.91
106-93-4	1,2-Dibromoethane	0.12	U	1.0	0.12
75-71-8	Dichlorodifluoromethane	0.35	U	1.0	0.35
156-59-2	cis-1,2-Dichloroethene	0.16	U	1.0	0.16
156-60-5	trans-1,2-Dichloroethene	0.19	U	1.0	0.19
98-82-8	Isopropylbenzene	0.090	U	1.0	0.090
1634-04-4	Methyl tert-butyl ether	0.070	U	1.0	0.070
76-13-1	1,1,2-Trichlorotrifluoroethane	0.41	U	1.0	0.41
120-82-1	1,2,4-Trichlorobenzene	0.26	U	1.0	0.26
594-20-7	2,2-Dichloropropane	0.31	U	1.0	0.31
95-50-1	1,2-Dichlorobenzene	0.15	U	1.0	0.15
541-73-1	1,3-Dichlorobenzene	0.15	U	1.0	0.15
106-46-7	1,4-Dichlorobenzene	0.16	U	1.0	0.16
110-75-8	2-Chloroethyl vinyl ether	0.26	U	10	0.26
75-69-4	Trichlorofluoromethane	0.45	U	1.0	0.45
95-49-8	2-Chlorotoluene	0.15	U	1.0	0.15
124-48-1	Chlorodibromomethane	0.39	U	1.0	0.39
108-86-1	Bromobenzene	0.12	U	1.0	0.12
74-97-5	Bromochloromethane	0.14	U	1.0	0.14
106-43-4	4-Chlorotoluene	0.090	U	1.0	0.090
99-87-6	4-Isopropyltoluene	0.13	U	1.0	0.13
87-68-3	Hexachlorobutadiene	0.83	U	1.0	0.83
74-95-3	Dibromomethane	0.090	U	1.0	0.090
108-20-3	Diisopropyl ether	0.17	U	10	0.17
91-20-3	Naphthalene	0.32	U	1.0	0.32
104-51-8	n-Butylbenzene	0.14	U	1.0	0.14
103-65-1	N-Propylbenzene	0.15	U	1.0	0.15
135-98-8	sec-Butylbenzene	0.13	U	1.0	0.13
994-05-8	Tert-amyl methyl ether	0.11	U	5.0	0.11
637-92-3	Ethyl tert-butyl ether	0.15	U	5.0	0.15
98-06-6	tert-Butylbenzene	0.14	U	1.0	0.14
108-05-4	Vinyl acetate	0.19	U	2.0	0.19
75-65-0	tert-Butyl alcohol	1.7	U	40	1.7

FORM I
GC/MS VOA ORGANICS ANALYSIS DATA SHEET

Lab Name: Eurofins TestAmerica, Canton Job No.: 240-124062-1

SDG No.:

Client Sample ID: TB-121719 Lab Sample ID: 240-124062-1

Matrix: Water Lab File ID: UXR3210.D

Analysis Method: 8260B Date Collected: 12/17/2019 00:00

Sample wt/vol: 5(mL) Date Analyzed: 12/30/2019 18:08

Soil Aliquot Vol: Dilution Factor: 1

Soil Extract Vol.: GC Column: DB-624 ID: 0.18(mm)

% Moisture: Level: (low/med) Low

Analysis Batch No.: 417660 Units: ug/L

CAS NO.	SURROGATE	%REC	Q	LIMITS
17060-07-0	1,2-Dichloroethane-d4 (Surr)	108		75-130
460-00-4	4-Bromofluorobenzene (Surr)	74		47-134
2037-26-5	Toluene-d8 (Surr)	91		69-122
1868-53-7	Dibromofluoromethane (Surr)	115		78-129

FORM I
GC/MS VOA ORGANICS ANALYSIS DATA SHEET

Lab Name: Eurofins TestAmerica, Canton Job No.: 240-124062-1

SDG No.:

Client Sample ID: E-SB-1796-0-1 Lab Sample ID: 240-124062-2

Matrix: Solid Lab File ID: UX88075.D

Analysis Method: 8260B Date Collected: 12/17/2019 09:15

Sample wt/vol: 5.11(g) Date Analyzed: 12/28/2019 13:50

Soil Aliquot Vol: Dilution Factor: 1

Soil Extract Vol.: GC Column: DB-624 ID: 0.18(mm)

% Moisture: 17.9 Level: (low/med) Low

Analysis Batch No.: 417546 Units: ug/Kg

CAS NO.	COMPOUND NAME	RESULT	Q	RL	MDL
630-20-6	1,1,1,2-Tetrachloroethane	3.5	U	6.0	3.5
71-55-6	1,1,1-Trichloroethane	0.98	U	6.0	0.98
79-34-5	1,1,2,2-Tetrachloroethane	1.7	U	6.0	1.7
76-13-1	1,1,2-Trichloro-1,2,2-trifluoroethane	1.5	U	6.0	1.5
75-34-3	1,1-Dichloroethane	0.83	U	6.0	0.83
75-35-4	1,1-Dichloroethene	1.1	U	6.0	1.1
563-58-6	1,1-Dichloropropene	1.2	U	6.0	1.2
87-61-6	1,2,3-Trichlorobenzene	0.68	U	6.0	0.68
96-18-4	1,2,3-Trichloropropane	1.9	U	6.0	1.9
526-73-8	1,2,3-Trimethylbenzene	2.2	U	6.0	2.2
120-82-1	1,2,4-Trichlorobenzene	0.68	U	6.0	0.68
95-63-6	1,2,4-Trimethylbenzene	1.2	U	6.0	1.2
96-12-8	1,2-Dibromo-3-Chloropropane	4.3	U	12	4.3
95-50-1	1,2-Dichlorobenzene	1.3	U	6.0	1.3
107-06-2	1,2-Dichloroethane	0.92	U	6.0	0.92
78-87-5	1,2-Dichloropropane	1.0	U	6.0	1.0
541-73-1	1,3-Dichlorobenzene	0.97	U	6.0	0.97
142-28-9	1,3-Dichloropropane	1.2	U	6.0	1.2
106-46-7	1,4-Dichlorobenzene	1.1	U	6.0	1.1
594-20-7	2,2-Dichloropropane	1.4	U	6.0	1.4
110-75-8	2-Chloroethyl vinyl ether	11	U	60	11
95-49-8	2-Chlorotoluene	1.1	U	6.0	1.1
591-78-6	2-Hexanone	4.9	U	24	4.9
108-86-1	Bromobenzene	1.4	U	6.0	1.4
74-97-5	Bromochloromethane	0.71	U	6.0	0.71
106-43-4	4-Chlorotoluene	1.0	U	6.0	1.0
99-87-6	p-Isopropyltoluene	3.5	U	6.0	3.5
67-64-1	Acetone	27	J	30	25
71-43-2	Benzene	0.83	U	6.0	0.83
75-25-2	Bromoform	2.9	U	6.0	2.9
74-83-9	Bromomethane	1.2	U	6.0	1.2
75-15-0	Carbon disulfide	1.4	U	6.0	1.4
56-23-5	Carbon tetrachloride	3.9	U	6.0	3.9
108-90-7	Chlorobenzene	1.1	U	6.0	1.1
75-00-3	Chloroethane	1.5	U	6.0	1.5

FORM I
GC/MS VOA ORGANICS ANALYSIS DATA SHEET

Lab Name: Eurofins TestAmerica, Canton Job No.: 240-124062-1

SDG No.:

Client Sample ID: E-SB-1796-0-1 Lab Sample ID: 240-124062-2

Matrix: Solid Lab File ID: UX88075.D

Analysis Method: 8260B Date Collected: 12/17/2019 09:15

Sample wt/vol: 5.11(g) Date Analyzed: 12/28/2019 13:50

Soil Aliquot Vol: Dilution Factor: 1

Soil Extract Vol.: GC Column: DB-624 ID: 0.18(mm)

% Moisture: 17.9 Level: (low/med) Low

Analysis Batch No.: 417546 Units: ug/Kg

CAS NO.	COMPOUND NAME	RESULT	Q	RL	MDL
67-66-3	Chloroform	0.94	U	6.0	0.94
74-87-3	Chloromethane	1.2	U	6.0	1.2
156-59-2	cis-1,2-Dichloroethene	0.78	U	6.0	0.78
10061-01-5	cis-1,3-Dichloropropene	1.7	U	6.0	1.7
87-68-3	Hexachlorobutadiene	4.5	U	6.0	4.5
74-95-3	Dibromomethane	0.80	U	6.0	0.80
75-27-4	Bromodichloromethane	0.81	U	6.0	0.81
75-71-8	Dichlorodifluoromethane	1.1	U	6.0	1.1
100-41-4	Ethylbenzene	1.2	U	6.0	1.2
106-93-4	1,2-Dibromoethane	0.92	U	6.0	0.92
108-20-3	Diisopropyl ether	0.90	U	12	0.90
91-20-3	Naphthalene	3.2	U	6.0	3.2
179601-23-1	m-Xylene & p-Xylene	0.93	U	12	0.93
104-51-8	n-Butylbenzene	4.1	U	6.0	4.1
98-82-8	Isopropylbenzene	0.99	U	6.0	0.99
103-65-1	N-Propylbenzene	0.87	U	6.0	0.87
78-93-3	2-Butanone (MEK)	4.2	U	24	4.2
108-10-1	4-Methyl-2-pentanone (MIBK)	4.4	U	24	4.4
135-98-8	sec-Butylbenzene	1.0	U	6.0	1.0
1634-04-4	Methyl tert-butyl ether	0.98	U	6.0	0.98
994-05-8	Tert-amyl methyl ether	2.7	U	6.0	2.7
75-09-2	Methylene Chloride	14	U	30	14
95-47-6	o-Xylene	1.0	U	6.0	1.0
100-42-5	Styrene	1.4	U	6.0	1.4
637-92-3	Ethyl tert-butyl ether	2.7	U	6.0	2.7
98-06-6	tert-Butylbenzene	1.1	U	6.0	1.1
127-18-4	Tetrachloroethene	0.87	U	6.0	0.87
108-88-3	Toluene	0.92	U	6.0	0.92
156-60-5	trans-1,2-Dichloroethene	0.55	U	6.0	0.55
10061-02-6	trans-1,3-Dichloropropene	1.2	U	6.0	1.2
79-01-6	Trichloroethene	0.75	U	6.0	0.75
75-69-4	Trichlorofluoromethane	1.3	U	6.0	1.3
108-05-4	Vinyl acetate	2.5	U	12	2.5
75-01-4	Vinyl chloride	1.0	U	6.0	1.0
75-65-0	tert-Butyl alcohol	20	U	240	20
1330-20-7	Xylenes, Total	1.9	U	12	1.9

FORM I
GC/MS VOA ORGANICS ANALYSIS DATA SHEET

Lab Name: Eurofins TestAmerica, Canton Job No.: 240-124062-1

SDG No.:

Client Sample ID: E-SB-1796-0-1 Lab Sample ID: 240-124062-2

Matrix: Solid Lab File ID: UX88075.D

Analysis Method: 8260B Date Collected: 12/17/2019 09:15

Sample wt/vol: 5.11(g) Date Analyzed: 12/28/2019 13:50

Soil Aliquot Vol: Dilution Factor: 1

Soil Extract Vol.: GC Column: DB-624 ID: 0.18(mm)

% Moisture: 17.9 Level: (low/med) Low

Analysis Batch No.: 417546 Units: ug/Kg

CAS NO.	COMPOUND NAME	RESULT	Q	RL	MDL
124-48-1	Dibromochloromethane	3.3	U	6.0	3.3

CAS NO.	SURROGATE	%REC	Q	LIMITS
17060-07-0	1,2-Dichloroethane-d4 (Surr)	84		59-120
460-00-4	4-Bromofluorobenzene (Surr)	82		51-127
2037-26-5	Toluene-d8 (Surr)	88		64-124
1868-53-7	Dibromofluoromethane (Surr)	74		56-122

FORM I
GC/MS VOA ORGANICS ANALYSIS DATA SHEET
TENTATIVELY IDENTIFIED COMPOUNDS

Lab Name: Eurofins TestAmerica, Canton Job No.: 240-124062-1

SDG No.:

Client Sample ID: E-SB-1796-0-1 Lab Sample ID: 240-124062-2

Matrix: Solid Lab File ID: UX88075.D

Analysis Method: 8260B Date Collected: 12/17/2019 09:15

Sample wt/vol: 5.11(g) Date Analyzed: 12/28/2019 13:50

Soil Aliquot Vol: Dilution Factor: 1

Soil Extract Vol.: GC Column: DB-624 ID: 0.18(mm)

% Moisture: 17.9 Level: (low/med) Low

Analysis Batch No.: 417546 Units: ug/Kg

Number TICs Found: 2 TIC Result Total: 27

CAS NO.	COMPOUND NAME	RT	RESULT	Q	MATCH QUALITY
	Unknown	3.28	13	T J	
	Unknown	4.16	14	T J	

FORM I
GC/MS VOA ORGANICS ANALYSIS DATA SHEET

Lab Name: Eurofins TestAmerica, Canton Job No.: 240-124062-1

SDG No.:

Client Sample ID: E-SB-DUP-01 Lab Sample ID: 240-124062-3

Matrix: Solid Lab File ID: UX88100.D

Analysis Method: 8260B Date Collected: 12/17/2019 00:00

Sample wt/vol: 5.43(g) Date Analyzed: 12/29/2019 07:33

Soil Aliquot Vol: Dilution Factor: 1

Soil Extract Vol.: GC Column: DB-624 ID: 0.18(mm)

% Moisture: 15.0 Level: (low/med) Low

Analysis Batch No.: 417563 Units: ug/Kg

CAS NO.	COMPOUND NAME	RESULT	Q	RL	MDL
630-20-6	1,1,1,2-Tetrachloroethane	3.2	U	5.4	3.2
71-55-6	1,1,1-Trichloroethane	0.89	U	5.4	0.89
79-34-5	1,1,2,2-Tetrachloroethane	1.6	U F2	5.4	1.6
76-13-1	1,1,2-Trichloro-1,2,2-trifluoroethane	1.4	U	5.4	1.4
75-34-3	1,1-Dichloroethane	0.75	U	5.4	0.75
75-35-4	1,1-Dichloroethene	0.98	U	5.4	0.98
563-58-6	1,1-Dichloropropene	1.1	U	5.4	1.1
87-61-6	1,2,3-Trichlorobenzene	0.62	U	5.4	0.62
96-18-4	1,2,3-Trichloropropane	1.7	U F2	5.4	1.7
526-73-8	1,2,3-Trimethylbenzene	2.0	U	5.4	2.0
120-82-1	1,2,4-Trichlorobenzene	0.62	U	5.4	0.62
95-63-6	1,2,4-Trimethylbenzene	1.1	U F2	5.4	1.1
96-12-8	1,2-Dibromo-3-Chloropropane	3.9	U F2	11	3.9
95-50-1	1,2-Dichlorobenzene	1.2	U F2	5.4	1.2
107-06-2	1,2-Dichloroethane	0.84	U	5.4	0.84
78-87-5	1,2-Dichloropropane	0.92	U	5.4	0.92
541-73-1	1,3-Dichlorobenzene	0.88	U F2	5.4	0.88
142-28-9	1,3-Dichloropropane	1.1	U	5.4	1.1
106-46-7	1,4-Dichlorobenzene	0.96	U F2	5.4	0.96
594-20-7	2,2-Dichloropropane	1.3	U	5.4	1.3
110-75-8	2-Chloroethyl vinyl ether	9.7	U	54	9.7
95-49-8	2-Chlorotoluene	1.0	U F2	5.4	1.0
591-78-6	2-Hexanone	4.4	U	22	4.4
108-86-1	Bromobenzene	1.3	U F2	5.4	1.3
74-97-5	Bromochloromethane	0.64	U	5.4	0.64
106-43-4	4-Chlorotoluene	0.93	U F2	5.4	0.93
99-87-6	p-Isopropyltoluene	3.2	U F2	5.4	3.2
67-64-1	Acetone	23	U F1	27	23
71-43-2	Benzene	0.76	U	5.4	0.76
75-25-2	Bromoform	2.6	U	5.4	2.6
74-83-9	Bromomethane	1.1	U	5.4	1.1
75-15-0	Carbon disulfide	1.3	U	5.4	1.3
56-23-5	Carbon tetrachloride	3.5	U	5.4	3.5
108-90-7	Chlorobenzene	0.99	U	5.4	0.99
75-00-3	Chloroethane	1.3	U	5.4	1.3

FORM I
GC/MS VOA ORGANICS ANALYSIS DATA SHEET

Lab Name: Eurofins TestAmerica, Canton Job No.: 240-124062-1

SDG No.:

Client Sample ID: E-SB-DUP-01 Lab Sample ID: 240-124062-3

Matrix: Solid Lab File ID: UX88100.D

Analysis Method: 8260B Date Collected: 12/17/2019 00:00

Sample wt/vol: 5.43(g) Date Analyzed: 12/29/2019 07:33

Soil Aliquot Vol: Dilution Factor: 1

Soil Extract Vol.: GC Column: DB-624 ID: 0.18(mm)

% Moisture: 15.0 Level: (low/med) Low

Analysis Batch No.: 417563 Units: ug/Kg

CAS NO.	COMPOUND NAME	RESULT	Q	RL	MDL
67-66-3	Chloroform	0.85	U	5.4	0.85
74-87-3	Chloromethane	1.1	U	5.4	1.1
156-59-2	cis-1,2-Dichloroethene	0.71	U	5.4	0.71
10061-01-5	cis-1,3-Dichloropropene	1.6	U	5.4	1.6
87-68-3	Hexachlorobutadiene	4.1	U	5.4	4.1
74-95-3	Dibromomethane	0.72	U	5.4	0.72
75-27-4	Bromodichloromethane	0.74	U	5.4	0.74
75-71-8	Dichlorodifluoromethane	1.0	U	5.4	1.0
100-41-4	Ethylbenzene	1.1	U	5.4	1.1
106-93-4	1,2-Dibromoethane	0.83	U	5.4	0.83
108-20-3	Diisopropyl ether	0.82	U	11	0.82
91-20-3	Naphthalene	2.9	U	5.4	2.9
179601-23-1	m-Xylene & p-Xylene	0.85	U	11	0.85
104-51-8	n-Butylbenzene	3.8	U F2	5.4	3.8
98-82-8	Isopropylbenzene	0.90	U	5.4	0.90
103-65-1	N-Propylbenzene	0.79	U F2	5.4	0.79
78-93-3	2-Butanone (MEK)	3.9	U	22	3.9
108-10-1	4-Methyl-2-pentanone (MIBK)	4.0	U	22	4.0
135-98-8	sec-Butylbenzene	0.94	U F2	5.4	0.94
1634-04-4	Methyl tert-butyl ether	0.89	U	5.4	0.89
994-05-8	Tert-amyl methyl ether	2.4	U	5.4	2.4
75-09-2	Methylene Chloride	13	U	27	13
95-47-6	o-Xylene	0.93	U	5.4	0.93
100-42-5	Styrene	1.3	U	5.4	1.3
637-92-3	Ethyl tert-butyl ether	2.4	U	5.4	2.4
98-06-6	tert-Butylbenzene	0.98	U F2	5.4	0.98
127-18-4	Tetrachloroethene	0.79	U	5.4	0.79
108-88-3	Toluene	0.84	U	5.4	0.84
156-60-5	trans-1,2-Dichloroethene	0.50	U	5.4	0.50
10061-02-6	trans-1,3-Dichloropropene	1.1	U	5.4	1.1
79-01-6	Trichloroethene	0.69	U	5.4	0.69
75-69-4	Trichlorofluoromethane	1.2	U	5.4	1.2
108-05-4	Vinyl acetate	2.3	U F1	11	2.3
75-01-4	Vinyl chloride	0.91	U	5.4	0.91
75-65-0	tert-Butyl alcohol	18	U	220	18
1330-20-7	Xylenes, Total	1.7	U	11	1.7

FORM I
GC/MS VOA ORGANICS ANALYSIS DATA SHEET

Lab Name: Eurofins TestAmerica, Canton Job No.: 240-124062-1

SDG No.:

Client Sample ID: E-SB-DUP-01 Lab Sample ID: 240-124062-3

Matrix: Solid Lab File ID: UX88100.D

Analysis Method: 8260B Date Collected: 12/17/2019 00:00

Sample wt/vol: 5.43(g) Date Analyzed: 12/29/2019 07:33

Soil Aliquot Vol: Dilution Factor: 1

Soil Extract Vol.: GC Column: DB-624 ID: 0.18(mm)

% Moisture: 15.0 Level: (low/med) Low

Analysis Batch No.: 417563 Units: ug/Kg

CAS NO.	COMPOUND NAME	RESULT	Q	RL	MDL
124-48-1	Dibromochloromethane	3.0	U	5.4	3.0

CAS NO.	SURROGATE	%REC	Q	LIMITS
17060-07-0	1,2-Dichloroethane-d4 (Surr)	87		59-120
460-00-4	4-Bromofluorobenzene (Surr)	78		51-127
2037-26-5	Toluene-d8 (Surr)	84		64-124
1868-53-7	Dibromofluoromethane (Surr)	76		56-122

FORM I
GC/MS VOA ORGANICS ANALYSIS DATA SHEET
TENTATIVELY IDENTIFIED COMPOUNDS

Lab Name: Eurofins TestAmerica, Canton Job No.: 240-124062-1

SDG No.:

Client Sample ID: E-SB-DUP-01 Lab Sample ID: 240-124062-3

Matrix: Solid Lab File ID: UX88100.D

Analysis Method: 8260B Date Collected: 12/17/2019 00:00

Sample wt/vol: 5.43(g) Date Analyzed: 12/29/2019 07:33

Soil Aliquot Vol: Dilution Factor: 1

Soil Extract Vol.: GC Column: DB-624 ID: 0.18(mm)

% Moisture: 15.0 Level: (low/med) Low

Analysis Batch No.: 417563 Units: ug/Kg

Number TICs Found: 2 TIC Result Total: 29

CAS NO.	COMPOUND NAME	RT	RESULT	Q	MATCH QUALITY
	Unknown	3.28	14	T J	
	Unknown	4.16	15	T J	

FORM I
GC/MS VOA ORGANICS ANALYSIS DATA SHEET

Lab Name: Eurofins TestAmerica, Canton Job No.: 240-124062-1

SDG No.:

Client Sample ID: E-SB-1791-0-1 Lab Sample ID: 240-124062-4

Matrix: Solid Lab File ID: UX88077.D

Analysis Method: 8260B Date Collected: 12/17/2019 10:50

Sample wt/vol: 5.19(g) Date Analyzed: 12/28/2019 14:34

Soil Aliquot Vol: Dilution Factor: 1

Soil Extract Vol.: GC Column: DB-624 ID: 0.18(mm)

% Moisture: 14.6 Level: (low/med) Low

Analysis Batch No.: 417546 Units: ug/Kg

CAS NO.	COMPOUND NAME	RESULT	Q	RL	MDL
630-20-6	1,1,1,2-Tetrachloroethane	3.4	U	5.6	3.4
71-55-6	1,1,1-Trichloroethane	0.93	U	5.6	0.93
79-34-5	1,1,2,2-Tetrachloroethane	1.6	U *	5.6	1.6
76-13-1	1,1,2-Trichloro-1,2,2-trifluoroethane	1.4	U	5.6	1.4
75-34-3	1,1-Dichloroethane	0.78	U	5.6	0.78
75-35-4	1,1-Dichloroethene	1.0	U	5.6	1.0
563-58-6	1,1-Dichloropropene	1.1	U	5.6	1.1
87-61-6	1,2,3-Trichlorobenzene	0.65	U *	5.6	0.65
96-18-4	1,2,3-Trichloropropane	1.8	U *	5.6	1.8
526-73-8	1,2,3-Trimethylbenzene	2.1	U *	5.6	2.1
120-82-1	1,2,4-Trichlorobenzene	0.65	U *	5.6	0.65
95-63-6	1,2,4-Trimethylbenzene	1.1	U *	5.6	1.1
96-12-8	1,2-Dibromo-3-Chloropropane	4.1	U *	11	4.1
95-50-1	1,2-Dichlorobenzene	1.3	U *	5.6	1.3
107-06-2	1,2-Dichloroethane	0.87	U	5.6	0.87
78-87-5	1,2-Dichloropropane	0.96	U	5.6	0.96
541-73-1	1,3-Dichlorobenzene	0.92	U *	5.6	0.92
142-28-9	1,3-Dichloropropane	1.1	U	5.6	1.1
106-46-7	1,4-Dichlorobenzene	0.99	U *	5.6	0.99
594-20-7	2,2-Dichloropropane	1.3	U	5.6	1.3
110-75-8	2-Chloroethyl vinyl ether	10	U	56	10
95-49-8	2-Chlorotoluene	1.1	U *	5.6	1.1
591-78-6	2-Hexanone	4.6	U	23	4.6
108-86-1	Bromobenzene	1.3	U *	5.6	1.3
74-97-5	Bromochloromethane	0.67	U	5.6	0.67
106-43-4	4-Chlorotoluene	0.97	U *	5.6	0.97
99-87-6	p-Isopropyltoluene	3.3	U *	5.6	3.3
71-43-2	Benzene	0.79	U	5.6	0.79
75-25-2	Bromoform	2.7	U	5.6	2.7
74-83-9	Bromomethane	1.1	U	5.6	1.1
75-15-0	Carbon disulfide	1.3	U	5.6	1.3
56-23-5	Carbon tetrachloride	3.7	U	5.6	3.7
108-90-7	Chlorobenzene	1.0	U	5.6	1.0
75-00-3	Chloroethane	1.4	U	5.6	1.4
67-66-3	Chloroform	0.89	U	5.6	0.89

FORM I
GC/MS VOA ORGANICS ANALYSIS DATA SHEET

Lab Name: Eurofins TestAmerica, Canton Job No.: 240-124062-1

SDG No.:

Client Sample ID: E-SB-1791-0-1 Lab Sample ID: 240-124062-4

Matrix: Solid Lab File ID: UX88077.D

Analysis Method: 8260B Date Collected: 12/17/2019 10:50

Sample wt/vol: 5.19(g) Date Analyzed: 12/28/2019 14:34

Soil Aliquot Vol: Dilution Factor: 1

Soil Extract Vol.: GC Column: DB-624 ID: 0.18(mm)

% Moisture: 14.6 Level: (low/med) Low

Analysis Batch No.: 417546 Units: ug/Kg

CAS NO.	COMPOUND NAME	RESULT	Q	RL	MDL
74-87-3	Chloromethane	1.2	U	5.6	1.2
156-59-2	cis-1,2-Dichloroethene	0.73	U	5.6	0.73
10061-01-5	cis-1,3-Dichloropropene	1.6	U	5.6	1.6
87-68-3	Hexachlorobutadiene	4.2	U *	5.6	4.2
74-95-3	Dibromomethane	0.75	U	5.6	0.75
75-27-4	Bromodichloromethane	0.77	U	5.6	0.77
75-71-8	Dichlorodifluoromethane	1.1	U	5.6	1.1
100-41-4	Ethylbenzene	1.2	U	5.6	1.2
106-93-4	1,2-Dibromoethane	0.87	U	5.6	0.87
108-20-3	Diisopropyl ether	0.85	U	11	0.85
91-20-3	Naphthalene	3.0	U *	5.6	3.0
179601-23-1	m-Xylene & p-Xylene	0.88	U	11	0.88
104-51-8	n-Butylbenzene	3.9	U *	5.6	3.9
98-82-8	Isopropylbenzene	0.94	U	5.6	0.94
103-65-1	N-Propylbenzene	0.83	U *	5.6	0.83
78-93-3	2-Butanone (MEK)	4.0	U	23	4.0
108-10-1	4-Methyl-2-pentanone (MIBK)	4.2	U	23	4.2
135-98-8	sec-Butylbenzene	0.97	U *	5.6	0.97
1634-04-4	Methyl tert-butyl ether	0.93	U	5.6	0.93
994-05-8	Tert-amyl methyl ether	2.5	U	5.6	2.5
75-09-2	Methylene Chloride	14	U	28	14
95-47-6	o-Xylene	0.97	U	5.6	0.97
100-42-5	Styrene	1.3	U	5.6	1.3
637-92-3	Ethyl tert-butyl ether	2.5	U	5.6	2.5
98-06-6	tert-Butylbenzene	1.0	U *	5.6	1.0
127-18-4	Tetrachloroethene	0.82	U	5.6	0.82
108-88-3	Toluene	0.87	U	5.6	0.87
156-60-5	trans-1,2-Dichloroethene	0.52	U	5.6	0.52
10061-02-6	trans-1,3-Dichloropropene	1.2	U	5.6	1.2
79-01-6	Trichloroethene	0.71	U	5.6	0.71
75-69-4	Trichlorofluoromethane	1.2	U	5.6	1.2
108-05-4	Vinyl acetate	2.4	U	11	2.4
75-01-4	Vinyl chloride	0.94	U	5.6	0.94
75-65-0	tert-Butyl alcohol	19	U	230	19
1330-20-7	Xylenes, Total	1.8	U	11	1.8
124-48-1	Dibromochloromethane	3.1	U	5.6	3.1

FORM I
GC/MS VOA ORGANICS ANALYSIS DATA SHEET

Lab Name: Eurofins TestAmerica, Canton Job No.: 240-124062-1

SDG No.:

Client Sample ID: E-SB-1791-0-1 Lab Sample ID: 240-124062-4

Matrix: Solid Lab File ID: UX88077.D

Analysis Method: 8260B Date Collected: 12/17/2019 10:50

Sample wt/vol: 5.19(g) Date Analyzed: 12/28/2019 14:34

Soil Aliquot Vol: Dilution Factor: 1

Soil Extract Vol.: GC Column: DB-624 ID: 0.18(mm)

% Moisture: 14.6 Level: (low/med) Low

Analysis Batch No.: 417546 Units: ug/Kg

CAS NO.	SURROGATE	%REC	Q	LIMITS
17060-07-0	1,2-Dichloroethane-d4 (Surr)	84		59-120
460-00-4	4-Bromofluorobenzene (Surr)	75		51-127
2037-26-5	Toluene-d8 (Surr)	88		64-124
1868-53-7	Dibromofluoromethane (Surr)	75		56-122

FORM I
GC/MS VOA ORGANICS ANALYSIS DATA SHEET
TENTATIVELY IDENTIFIED COMPOUNDS

Lab Name: Eurofins TestAmerica, Canton Job No.: 240-124062-1

SDG No.:

Client Sample ID: E-SB-1791-0-1 Lab Sample ID: 240-124062-4

Matrix: Solid Lab File ID: UX88077.D

Analysis Method: 8260B Date Collected: 12/17/2019 10:50

Sample wt/vol: 5.19(g) Date Analyzed: 12/28/2019 14:34

Soil Aliquot Vol: Dilution Factor: 1

Soil Extract Vol.: GC Column: DB-624 ID: 0.18(mm)

% Moisture: 14.6 Level: (low/med) Low

Analysis Batch No.: 417546 Units: ug/Kg

Number TICs Found: 2 TIC Result Total: 27

CAS NO.	COMPOUND NAME	RT	RESULT	Q	MATCH QUALITY
	Unknown	3.28	13	T J	
	Unknown	4.16	14	T J	

FORM I
GC/MS VOA ORGANICS ANALYSIS DATA SHEET

Lab Name: Eurofins TestAmerica, Canton Job No.: 240-124062-1

SDG No.:

Client Sample ID: E-SB-1791-0-1 Lab Sample ID: 240-124062-4

Matrix: Solid Lab File ID: UX88104.D

Analysis Method: 8260B Date Collected: 12/17/2019 10:50

Sample wt/vol: 0.56(g) Date Analyzed: 12/29/2019 09:03

Soil Aliquot Vol: Dilution Factor: 1

Soil Extract Vol.: GC Column: DB-624 ID: 0.18(mm)

% Moisture: 14.6 Level: (low/med) Low

Analysis Batch No.: 417563 Units: ug/Kg

CAS NO.	COMPOUND NAME	RESULT	Q	RL	MDL
67-64-1	Acetone	2700		260	220

CAS NO.	SURROGATE	%REC	Q	LIMITS
17060-07-0	1,2-Dichloroethane-d4 (Surr)	85		59-120
460-00-4	4-Bromofluorobenzene (Surr)	90		51-127
2037-26-5	Toluene-d8 (Surr)	84		64-124
1868-53-7	Dibromofluoromethane (Surr)	80		56-122

FORM I
GC/MS VOA ORGANICS ANALYSIS DATA SHEET
TENTATIVELY IDENTIFIED COMPOUNDS

Lab Name: Eurofins TestAmerica, Canton Job No.: 240-124062-1

SDG No.:

Client Sample ID: E-SB-1791-0-1 Lab Sample ID: 240-124062-4

Matrix: Solid Lab File ID: UX88104.D

Analysis Method: 8260B Date Collected: 12/17/2019 10:50

Sample wt/vol: 0.56(g) Date Analyzed: 12/29/2019 09:03

Soil Aliquot Vol: Dilution Factor: 1

Soil Extract Vol.: GC Column: DB-624 ID: 0.18(mm)

% Moisture: 14.6 Level: (low/med) Low

Analysis Batch No.: 417563 Units: ug/Kg

Number TICs Found: 2 TIC Result Total: 250

CAS NO.	COMPOUND NAME	RT	RESULT	Q	MATCH QUALITY
	Unknown	3.28	120	T J	
	Unknown	4.16	130	T J	

FORM I
GC/MS VOA ORGANICS ANALYSIS DATA SHEET

Lab Name: Eurofins TestAmerica, Canton Job No.: 240-124062-1

SDG No.:

Client Sample ID: E-SB-1792-1-2 Lab Sample ID: 240-124062-5

Matrix: Solid Lab File ID: UX88078.D

Analysis Method: 8260B Date Collected: 12/17/2019 11:00

Sample wt/vol: 5.34(g) Date Analyzed: 12/28/2019 14:56

Soil Aliquot Vol: Dilution Factor: 1

Soil Extract Vol.: GC Column: DB-624 ID: 0.18(mm)

% Moisture: 11.7 Level: (low/med) Low

Analysis Batch No.: 417546 Units: ug/Kg

CAS NO.	COMPOUND NAME	RESULT	Q	RL	MDL
630-20-6	1,1,1,2-Tetrachloroethane	3.2	U	5.3	3.2
71-55-6	1,1,1-Trichloroethane	0.87	U	5.3	0.87
79-34-5	1,1,2,2-Tetrachloroethane	1.5	U	5.3	1.5
76-13-1	1,1,2-Trichloro-1,2,2-trifluoroethane	1.4	U	5.3	1.4
75-34-3	1,1-Dichloroethane	0.73	U	5.3	0.73
75-35-4	1,1-Dichloroethene	0.96	U	5.3	0.96
563-58-6	1,1-Dichloropropene	1.0	U	5.3	1.0
87-61-6	1,2,3-Trichlorobenzene	0.61	U	5.3	0.61
96-18-4	1,2,3-Trichloropropane	1.7	U	5.3	1.7
526-73-8	1,2,3-Trimethylbenzene	1.9	U	5.3	1.9
120-82-1	1,2,4-Trichlorobenzene	0.61	U	5.3	0.61
95-63-6	1,2,4-Trimethylbenzene	1.1	U	5.3	1.1
96-12-8	1,2-Dibromo-3-Chloropropane	3.8	U	11	3.8
95-50-1	1,2-Dichlorobenzene	1.2	U	5.3	1.2
107-06-2	1,2-Dichloroethane	0.82	U	5.3	0.82
78-87-5	1,2-Dichloropropane	0.90	U	5.3	0.90
541-73-1	1,3-Dichlorobenzene	0.87	U	5.3	0.87
142-28-9	1,3-Dichloropropane	1.0	U	5.3	1.0
106-46-7	1,4-Dichlorobenzene	0.93	U	5.3	0.93
594-20-7	2,2-Dichloropropane	1.3	U	5.3	1.3
110-75-8	2-Chloroethyl vinyl ether	9.4	U	53	9.4
95-49-8	2-Chlorotoluene	1.0	U	5.3	1.0
591-78-6	2-Hexanone	4.3	U	21	4.3
108-86-1	Bromobenzene	1.2	U	5.3	1.2
74-97-5	Bromochloromethane	0.63	U	5.3	0.63
106-43-4	4-Chlorotoluene	0.91	U	5.3	0.91
99-87-6	p-Isopropyltoluene	3.1	U	5.3	3.1
67-64-1	Acetone	22	U	27	22
71-43-2	Benzene	0.74	U	5.3	0.74
75-25-2	Bromoform	2.5	U	5.3	2.5
74-83-9	Bromomethane	1.0	U	5.3	1.0
75-15-0	Carbon disulfide	1.2	U	5.3	1.2
56-23-5	Carbon tetrachloride	3.4	U	5.3	3.4
108-90-7	Chlorobenzene	0.97	U	5.3	0.97
75-00-3	Chloroethane	1.3	U	5.3	1.3

FORM I
GC/MS VOA ORGANICS ANALYSIS DATA SHEET

Lab Name: Eurofins TestAmerica, Canton Job No.: 240-124062-1

SDG No.:

Client Sample ID: E-SB-1792-1-2 Lab Sample ID: 240-124062-5

Matrix: Solid Lab File ID: UX88078.D

Analysis Method: 8260B Date Collected: 12/17/2019 11:00

Sample wt/vol: 5.34(g) Date Analyzed: 12/28/2019 14:56

Soil Aliquot Vol: Dilution Factor: 1

Soil Extract Vol.: GC Column: DB-624 ID: 0.18(mm)

% Moisture: 11.7 Level: (low/med) Low

Analysis Batch No.: 417546 Units: ug/Kg

CAS NO.	COMPOUND NAME	RESULT	Q	RL	MDL
67-66-3	Chloroform	0.84	U	5.3	0.84
74-87-3	Chloromethane	1.1	U	5.3	1.1
156-59-2	cis-1,2-Dichloroethene	0.69	U	5.3	0.69
10061-01-5	cis-1,3-Dichloropropene	1.5	U	5.3	1.5
87-68-3	Hexachlorobutadiene	4.0	U	5.3	4.0
74-95-3	Dibromomethane	0.71	U	5.3	0.71
75-27-4	Bromodichloromethane	0.72	U	5.3	0.72
75-71-8	Dichlorodifluoromethane	1.0	U	5.3	1.0
100-41-4	Ethylbenzene	1.1	U	5.3	1.1
106-93-4	1,2-Dibromoethane	0.82	U	5.3	0.82
108-20-3	Diisopropyl ether	0.80	U	11	0.80
91-20-3	Naphthalene	2.9	U	5.3	2.9
179601-23-1	m-Xylene & p-Xylene	0.83	U	11	0.83
104-51-8	n-Butylbenzene	3.7	U	5.3	3.7
98-82-8	Isopropylbenzene	0.88	U	5.3	0.88
103-65-1	N-Propylbenzene	0.78	U	5.3	0.78
78-93-3	2-Butanone (MEK)	3.8	U	21	3.8
108-10-1	4-Methyl-2-pentanone (MIBK)	3.9	U	21	3.9
135-98-8	sec-Butylbenzene	0.92	U	5.3	0.92
1634-04-4	Methyl tert-butyl ether	0.87	U	5.3	0.87
994-05-8	Tert-amyl methyl ether	2.4	U	5.3	2.4
75-09-2	Methylene Chloride	13	U	27	13
95-47-6	o-Xylene	0.91	U	5.3	0.91
100-42-5	Styrene	1.2	U	5.3	1.2
637-92-3	Ethyl tert-butyl ether	2.4	U	5.3	2.4
98-06-6	tert-Butylbenzene	0.96	U	5.3	0.96
127-18-4	Tetrachloroethene	0.77	U	5.3	0.77
108-88-3	Toluene	0.82	U	5.3	0.82
156-60-5	trans-1,2-Dichloroethene	0.49	U	5.3	0.49
10061-02-6	trans-1,3-Dichloropropene	1.1	U	5.3	1.1
79-01-6	Trichloroethene	0.67	U	5.3	0.67
75-69-4	Trichlorofluoromethane	1.1	U	5.3	1.1
108-05-4	Vinyl acetate	2.3	U	11	2.3
75-01-4	Vinyl chloride	0.89	U	5.3	0.89
75-65-0	tert-Butyl alcohol	18	U	210	18
1330-20-7	Xylenes, Total	1.7	U	11	1.7

FORM I
GC/MS VOA ORGANICS ANALYSIS DATA SHEET

Lab Name: Eurofins TestAmerica, Canton Job No.: 240-124062-1

SDG No.:

Client Sample ID: E-SB-1792-1-2 Lab Sample ID: 240-124062-5

Matrix: Solid Lab File ID: UX88078.D

Analysis Method: 8260B Date Collected: 12/17/2019 11:00

Sample wt/vol: 5.34(g) Date Analyzed: 12/28/2019 14:56

Soil Aliquot Vol: Dilution Factor: 1

Soil Extract Vol.: GC Column: DB-624 ID: 0.18(mm)

% Moisture: 11.7 Level: (low/med) Low

Analysis Batch No.: 417546 Units: ug/Kg

CAS NO.	COMPOUND NAME	RESULT	Q	RL	MDL
124-48-1	Dibromochloromethane	2.9	U	5.3	2.9

CAS NO.	SURROGATE	%REC	Q	LIMITS
17060-07-0	1,2-Dichloroethane-d4 (Surr)	84		59-120
460-00-4	4-Bromofluorobenzene (Surr)	87		51-127
2037-26-5	Toluene-d8 (Surr)	84		64-124
1868-53-7	Dibromofluoromethane (Surr)	77		56-122

FORM I
GC/MS VOA ORGANICS ANALYSIS DATA SHEET
TENTATIVELY IDENTIFIED COMPOUNDS

Lab Name: Eurofins TestAmerica, Canton Job No.: 240-124062-1

SDG No.:

Client Sample ID: E-SB-1792-1-2 Lab Sample ID: 240-124062-5

Matrix: Solid Lab File ID: UX88078.D

Analysis Method: 8260B Date Collected: 12/17/2019 11:00

Sample wt/vol: 5.34(g) Date Analyzed: 12/28/2019 14:56

Soil Aliquot Vol: Dilution Factor: 1

Soil Extract Vol.: GC Column: DB-624 ID: 0.18(mm)

% Moisture: 11.7 Level: (low/med) Low

Analysis Batch No.: 417546 Units: ug/Kg

Number TICs Found: 2 TIC Result Total: 25

CAS NO.	COMPOUND NAME	RT	RESULT	Q	MATCH QUALITY
	Unknown	3.28	12	T J	
	Unknown	4.16	13	T J	

FORM I
GC/MS VOA ORGANICS ANALYSIS DATA SHEET

Lab Name: Eurofins TestAmerica, Canton Job No.: 240-124062-1

SDG No.:

Client Sample ID: WC-S-PILES-121719 Lab Sample ID: 240-124062-6

Matrix: Solid Lab File ID: UX88079.D

Analysis Method: 8260B Date Collected: 12/17/2019 11:30

Sample wt/vol: 5.32(g) Date Analyzed: 12/28/2019 15:18

Soil Aliquot Vol: Dilution Factor: 1

Soil Extract Vol.: GC Column: DB-624 ID: 0.18(mm)

% Moisture: 17.4 Level: (low/med) Low

Analysis Batch No.: 417546 Units: ug/Kg

CAS NO.	COMPOUND NAME	RESULT	Q	RL	MDL
630-20-6	1,1,1,2-Tetrachloroethane	3.4	U	5.7	3.4
71-55-6	1,1,1-Trichloroethane	0.93	U	5.7	0.93
79-34-5	1,1,2,2-Tetrachloroethane	1.6	U	5.7	1.6
76-13-1	1,1,2-Trichloro-1,2,2-trifluoroethane	1.5	U	5.7	1.5
75-34-3	1,1-Dichloroethane	0.79	U	5.7	0.79
75-35-4	1,1-Dichloroethene	1.0	U	5.7	1.0
563-58-6	1,1-Dichloropropene	1.1	U	5.7	1.1
87-61-6	1,2,3-Trichlorobenzene	0.65	U	5.7	0.65
96-18-4	1,2,3-Trichloropropane	1.8	U	5.7	1.8
526-73-8	1,2,3-Trimethylbenzene	2.1	U	5.7	2.1
120-82-1	1,2,4-Trichlorobenzene	0.65	U	5.7	0.65
95-63-6	1,2,4-Trimethylbenzene	1.1	U	5.7	1.1
96-12-8	1,2-Dibromo-3-Chloropropane	4.1	U	11	4.1
95-50-1	1,2-Dichlorobenzene	1.3	U	5.7	1.3
107-06-2	1,2-Dichloroethane	0.88	U	5.7	0.88
78-87-5	1,2-Dichloropropane	0.97	U	5.7	0.97
541-73-1	1,3-Dichlorobenzene	0.93	U	5.7	0.93
142-28-9	1,3-Dichloropropane	1.1	U	5.7	1.1
106-46-7	1,4-Dichlorobenzene	1.0	U	5.7	1.0
594-20-7	2,2-Dichloropropane	1.4	U	5.7	1.4
110-75-8	2-Chloroethyl vinyl ether	10	U	57	10
95-49-8	2-Chlorotoluene	1.1	U	5.7	1.1
591-78-6	2-Hexanone	4.6	U	23	4.6
108-86-1	Bromobenzene	1.3	U	5.7	1.3
74-97-5	Bromochloromethane	0.68	U	5.7	0.68
106-43-4	4-Chlorotoluene	0.98	U	5.7	0.98
99-87-6	p-Isopropyltoluene	3.4	U	5.7	3.4
67-64-1	Acetone	24	U	28	24
71-43-2	Benzene	0.79	U	5.7	0.79
75-25-2	Bromoform	2.7	U	5.7	2.7
74-83-9	Bromomethane	1.1	U	5.7	1.1
75-15-0	Carbon disulfide	1.3	U	5.7	1.3
56-23-5	Carbon tetrachloride	3.7	U	5.7	3.7
108-90-7	Chlorobenzene	1.0	U	5.7	1.0
75-00-3	Chloroethane	1.4	U	5.7	1.4

FORM I
GC/MS VOA ORGANICS ANALYSIS DATA SHEET

Lab Name: Eurofins TestAmerica, Canton Job No.: 240-124062-1

SDG No.:

Client Sample ID: WC-S-PILES-121719 Lab Sample ID: 240-124062-6

Matrix: Solid Lab File ID: UX88079.D

Analysis Method: 8260B Date Collected: 12/17/2019 11:30

Sample wt/vol: 5.32(g) Date Analyzed: 12/28/2019 15:18

Soil Aliquot Vol: Dilution Factor: 1

Soil Extract Vol.: GC Column: DB-624 ID: 0.18(mm)

% Moisture: 17.4 Level: (low/med) Low

Analysis Batch No.: 417546 Units: ug/Kg

CAS NO.	COMPOUND NAME	RESULT	Q	RL	MDL
67-66-3	Chloroform	0.90	U	5.7	0.90
74-87-3	Chloromethane	1.2	U	5.7	1.2
156-59-2	cis-1,2-Dichloroethene	0.74	U	5.7	0.74
10061-01-5	cis-1,3-Dichloropropene	1.6	U	5.7	1.6
87-68-3	Hexachlorobutadiene	4.3	U	5.7	4.3
74-95-3	Dibromomethane	0.76	U	5.7	0.76
75-27-4	Bromodichloromethane	0.77	U	5.7	0.77
75-71-8	Dichlorodifluoromethane	1.1	U	5.7	1.1
100-41-4	Ethylbenzene	1.2	U	5.7	1.2
106-93-4	1,2-Dibromoethane	0.88	U	5.7	0.88
108-20-3	Diisopropyl ether	0.86	U	11	0.86
91-20-3	Naphthalene	3.1	U	5.7	3.1
179601-23-1	m-Xylene & p-Xylene	0.89	U	11	0.89
104-51-8	n-Butylbenzene	3.9	U	5.7	3.9
98-82-8	Isopropylbenzene	0.95	U	5.7	0.95
103-65-1	N-Propylbenzene	0.83	U	5.7	0.83
78-93-3	2-Butanone (MEK)	4.0	U	23	4.0
108-10-1	4-Methyl-2-pentanone (MIBK)	4.2	U	23	4.2
135-98-8	sec-Butylbenzene	0.98	U	5.7	0.98
1634-04-4	Methyl tert-butyl ether	0.93	U	5.7	0.93
994-05-8	Tert-amyl methyl ether	2.6	U	5.7	2.6
75-09-2	Methylene Chloride	14	U	28	14
95-47-6	o-Xylene	0.98	U	5.7	0.98
100-42-5	Styrene	1.3	U	5.7	1.3
637-92-3	Ethyl tert-butyl ether	2.6	U	5.7	2.6
98-06-6	tert-Butylbenzene	1.0	U	5.7	1.0
127-18-4	Tetrachloroethene	0.83	U	5.7	0.83
108-88-3	Toluene	0.88	U	5.7	0.88
156-60-5	trans-1,2-Dichloroethene	0.53	U	5.7	0.53
10061-02-6	trans-1,3-Dichloropropene	1.2	U	5.7	1.2
79-01-6	Trichloroethene	0.72	U	5.7	0.72
75-69-4	Trichlorofluoromethane	1.2	U	5.7	1.2
108-05-4	Vinyl acetate	2.4	U	11	2.4
75-01-4	Vinyl chloride	0.95	U	5.7	0.95
75-65-0	tert-Butyl alcohol	19	U	230	19
1330-20-7	Xylenes, Total	1.8	U	11	1.8

FORM I
GC/MS VOA ORGANICS ANALYSIS DATA SHEET

Lab Name: Eurofins TestAmerica, Canton Job No.: 240-124062-1

SDG No.:

Client Sample ID: WC-S-PILES-121719 Lab Sample ID: 240-124062-6

Matrix: Solid Lab File ID: UX88079.D

Analysis Method: 8260B Date Collected: 12/17/2019 11:30

Sample wt/vol: 5.32(g) Date Analyzed: 12/28/2019 15:18

Soil Aliquot Vol: Dilution Factor: 1

Soil Extract Vol.: GC Column: DB-624 ID: 0.18(mm)

% Moisture: 17.4 Level: (low/med) Low

Analysis Batch No.: 417546 Units: ug/Kg

CAS NO.	COMPOUND NAME	RESULT	Q	RL	MDL
124-48-1	Dibromochloromethane	3.2	U	5.7	3.2

CAS NO.	SURROGATE	%REC	Q	LIMITS
17060-07-0	1,2-Dichloroethane-d4 (Surr)	86		59-120
460-00-4	4-Bromofluorobenzene (Surr)	85		51-127
2037-26-5	Toluene-d8 (Surr)	88		64-124
1868-53-7	Dibromofluoromethane (Surr)	77		56-122

FORM I
GC/MS VOA ORGANICS ANALYSIS DATA SHEET
TENTATIVELY IDENTIFIED COMPOUNDS

Lab Name: Eurofins TestAmerica, Canton Job No.: 240-124062-1

SDG No.:

Client Sample ID: WC-S-PILES-121719 Lab Sample ID: 240-124062-6

Matrix: Solid Lab File ID: UX88079.D

Analysis Method: 8260B Date Collected: 12/17/2019 11:30

Sample wt/vol: 5.32(g) Date Analyzed: 12/28/2019 15:18

Soil Aliquot Vol: Dilution Factor: 1

Soil Extract Vol.: GC Column: DB-624 ID: 0.18(mm)

% Moisture: 17.4 Level: (low/med) Low

Analysis Batch No.: 417546 Units: ug/Kg

Number TICs Found: 2 TIC Result Total: 29

CAS NO.	COMPOUND NAME	RT	RESULT	Q	MATCH QUALITY
	Unknown	3.28	14	T J	
	Unknown	4.16	15	T J	

FORM I
GC/MS VOA ORGANICS ANALYSIS DATA SHEET

Lab Name: Eurofins TestAmerica, Canton Job No.: 240-124062-1

SDG No.:

Client Sample ID: WC-W-PILES-121719 Lab Sample ID: 240-124062-7

Matrix: Water Lab File ID: UXR3226.D

Analysis Method: 8260B Date Collected: 12/17/2019 11:45

Sample wt/vol: 5(mL) Date Analyzed: 12/31/2019 14:15

Soil Aliquot Vol: Dilution Factor: 1250

Soil Extract Vol.: GC Column: DB-624 ID: 0.18(mm)

% Moisture: Level: (low/med) Low

Analysis Batch No.: 417817 Units: ug/L

CAS NO.	COMPOUND NAME	RESULT	Q	RL	MDL
67-64-1	Acetone	86000		13000	6800
630-20-6	1,1,1,2-Tetrachloroethane	180	U	1300	180
71-43-2	Benzene	160	U	1300	160
75-27-4	Bromodichloromethane	210	U	1300	210
75-25-2	Bromoform	950	U	1300	950
74-83-9	Bromomethane	530	U	1300	530
78-93-3	2-Butanone (MEK)	1500	U	13000	1500
75-15-0	Carbon disulfide	350	U	1300	350
56-23-5	Carbon tetrachloride	330	U	1300	330
108-90-7	Chlorobenzene	180	U	1300	180
75-00-3	Chloroethane	1000	U	1300	1000
67-66-3	Chloroform	160	U	1300	160
563-58-6	1,1-Dichloropropene	180	U	1300	180
74-87-3	Chloromethane	250	U	1300	250
75-34-3	1,1-Dichloroethane	210	U	1300	210
87-61-6	1,2,3-Trichlorobenzene	680	U	1300	680
96-18-4	1,2,3-Trichloropropane	300	U	1300	300
107-06-2	1,2-Dichloroethane	260	U	1300	260
75-35-4	1,1-Dichloroethene	240	U	1300	240
526-73-8	1,2,3-Trimethylbenzene	180	U	6300	180
78-87-5	1,2-Dichloropropane	190	U	1300	190
95-63-6	1,2,4-Trimethylbenzene	88	U	1300	88
10061-01-5	cis-1,3-Dichloropropene	760	U	1300	760
10061-02-6	trans-1,3-Dichloropropene	840	U	1300	840
100-41-4	Ethylbenzene	140	U	1300	140
591-78-6	2-Hexanone	680	U	13000	680
75-09-2	Methylene Chloride	3300	U	6300	3300
108-10-1	4-Methyl-2-pentanone (MIBK)	530	U	13000	530
100-42-5	Styrene	130	U	1300	130
79-34-5	1,1,2,2-Tetrachloroethane	160	U	1300	160
127-18-4	Tetrachloroethene	190	U	1300	190
108-88-3	Toluene	180	U	1300	180
79-01-6	Trichloroethene	130	U	1300	130
75-01-4	Vinyl chloride	250	U	1300	250
1330-20-7	Xylenes, Total	190	U	2500	190
71-55-6	1,1,1-Trichloroethane	300	U	1300	300

FORM I
GC/MS VOA ORGANICS ANALYSIS DATA SHEET

Lab Name: Eurofins TestAmerica, Canton Job No.: 240-124062-1

SDG No.:

Client Sample ID: WC-W-PILES-121719 Lab Sample ID: 240-124062-7

Matrix: Water Lab File ID: UXR3226.D

Analysis Method: 8260B Date Collected: 12/17/2019 11:45

Sample wt/vol: 5(mL) Date Analyzed: 12/31/2019 14:15

Soil Aliquot Vol: Dilution Factor: 1250

Soil Extract Vol.: GC Column: DB-624 ID: 0.18(mm)

% Moisture: Level: (low/med) Low

Analysis Batch No.: 417817 Units: ug/L

CAS NO.	COMPOUND NAME	RESULT	Q	RL	MDL
142-28-9	1,3-Dichloropropane	260	U *	1300	260
96-12-8	1,2-Dibromo-3-Chloropropane	1100	U	2500	1100
106-93-4	1,2-Dibromoethane	150	U	1300	150
75-71-8	Dichlorodifluoromethane	440	U	1300	440
156-59-2	cis-1,2-Dichloroethene	200	U	1300	200
156-60-5	trans-1,2-Dichloroethene	240	U	1300	240
98-82-8	Isopropylbenzene	110	U	1300	110
1634-04-4	Methyl tert-butyl ether	88	U	1300	88
76-13-1	1,1,2-Trichlorotrifluoroethane	510	U	1300	510
120-82-1	1,2,4-Trichlorobenzene	330	U	1300	330
594-20-7	2,2-Dichloropropane	390	U	1300	390
95-50-1	1,2-Dichlorobenzene	190	U	1300	190
541-73-1	1,3-Dichlorobenzene	190	U	1300	190
106-46-7	1,4-Dichlorobenzene	200	U	1300	200
110-75-8	2-Chloroethyl vinyl ether	330	U	13000	330
75-69-4	Trichlorofluoromethane	560	U	1300	560
95-49-8	2-Chlorotoluene	190	U	1300	190
124-48-1	Chlorodibromomethane	490	U * F1	1300	490
108-86-1	Bromobenzene	150	U	1300	150
74-97-5	Bromochloromethane	180	U	1300	180
106-43-4	4-Chlorotoluene	110	U	1300	110
99-87-6	4-Isopropyltoluene	160	U	1300	160
87-68-3	Hexachlorobutadiene	1000	U	1300	1000
74-95-3	Dibromomethane	110	U	1300	110
108-20-3	Diisopropyl ether	210	U	13000	210
91-20-3	Naphthalene	400	U	1300	400
104-51-8	n-Butylbenzene	180	U	1300	180
103-65-1	N-Propylbenzene	190	U	1300	190
135-98-8	sec-Butylbenzene	160	U	1300	160
994-05-8	Tert-amyl methyl ether	140	U	6300	140
637-92-3	Ethyl tert-butyl ether	190	U	6300	190
98-06-6	tert-Butylbenzene	180	U	1300	180
108-05-4	Vinyl acetate	240	U	2500	240
75-65-0	tert-Butyl alcohol	2100	U	50000	2100

FORM I
GC/MS VOA ORGANICS ANALYSIS DATA SHEET

Lab Name: Eurofins TestAmerica, Canton Job No.: 240-124062-1

SDG No.:

Client Sample ID: WC-W-PILES-121719 Lab Sample ID: 240-124062-7

Matrix: Water Lab File ID: UXR3226.D

Analysis Method: 8260B Date Collected: 12/17/2019 11:45

Sample wt/vol: 5(mL) Date Analyzed: 12/31/2019 14:15

Soil Aliquot Vol: Dilution Factor: 1250

Soil Extract Vol.: GC Column: DB-624 ID: 0.18(mm)

% Moisture: Level: (low/med) Low

Analysis Batch No.: 417817 Units: ug/L

CAS NO.	SURROGATE	%REC	Q	LIMITS
17060-07-0	1,2-Dichloroethane-d4 (Surr)	116		75-130
460-00-4	4-Bromofluorobenzene (Surr)	79		47-134
2037-26-5	Toluene-d8 (Surr)	103		69-122
1868-53-7	Dibromofluoromethane (Surr)	116		78-129

FORM I
PCBS ORGANICS ANALYSIS DATA SHEET

Lab Name: Eurofins TestAmerica, Canton Job No.: 240-124062-1

SDG No.:

Client Sample ID: WC-S-PILES-121719 Lab Sample ID: 240-124062-6

Matrix: Solid Lab File ID: P11122415.D

Analysis Method: 8082A Date Collected: 12/17/2019 11:30

Extraction Method: 3540C Date Extracted: 12/20/2019 09:12

Sample wt/vol: 10.23(g) Date Analyzed: 12/24/2019 16:04

Con. Extract Vol.: 10(mL) Dilution Factor: 1

Injection Volume: 1(uL) GC Column: CLP-1 (0.53mm) ID: 0.53(mm)

% Moisture: 17.4 GPC Cleanup:(Y/N) N

Analysis Batch No.: 417104 Units: ug/Kg

CAS NO.	COMPOUND NAME	RESULT	Q	RL	MDL
12674-11-2	Aroclor-1016	26	U	59	26
11104-28-2	Aroclor-1221	28	U	59	28
11141-16-5	Aroclor-1232	27	U	59	27
53469-21-9	Aroclor-1242	22	U	59	22
12672-29-6	Aroclor-1248	28	U	59	28
11097-69-1	Aroclor-1254	27	U	59	27
11096-82-5	Aroclor-1260	55	J	59	26
37324-23-5	Aroclor-1262	37	U	59	37
11100-14-4	Aroclor-1268	27	U	59	27

CAS NO.	SURROGATE	%REC	Q	LIMITS
877-09-8	Tetrachloro-m-xylene	67		14-128
2051-24-3	DCB Decachlorobiphenyl	61		10-132

FORM I
PCBS ORGANICS ANALYSIS DATA SHEET

Lab Name: Eurofins TestAmerica, Canton Job No.: 240-124062-1

SDG No.:

Client Sample ID: WC-W-PILES-121719 Lab Sample ID: 240-124062-7

Matrix: Water Lab File ID: P12122714.D

Analysis Method: 8082A Date Collected: 12/17/2019 11:45

Extraction Method: 3510C Date Extracted: 12/24/2019 13:01

Sample wt/vol: 840(mL) Date Analyzed: 12/27/2019 11:42

Con. Extract Vol.: 2(mL) Dilution Factor: 100

Injection Volume: 1(uL) GC Column: CLP-1 (0.53mm) ID: 0.53(mm)

% Moisture: GPC Cleanup:(Y/N) N

Analysis Batch No.: 417350 Units: ug/L

CAS NO.	COMPOUND NAME	RESULT	Q	RL	MDL
12674-11-2	Aroclor-1016	6.7	U	12	6.7
11104-28-2	Aroclor-1221	6.8	U	12	6.8
11141-16-5	Aroclor-1232	8.8	U	12	8.8
53469-21-9	Aroclor-1242	9.0	U	12	9.0
12672-29-6	Aroclor-1248	6.0	U	12	6.0
11097-69-1	Aroclor-1254	4.8	U	12	4.8
11096-82-5	Aroclor-1260	5.5	U	12	5.5
37324-23-5	Aroclor-1262	6.9	U	12	6.9
11100-14-4	Aroclor-1268	7.4	U	12	7.4

CAS NO.	SURROGATE	%REC	Q	LIMITS
877-09-8	Tetrachloro-m-xylene	0	X	22-120
2051-24-3	DCB Decachlorobiphenyl	0	X	10-120

Appendix C

Support Documentation

ANALYTE	ORIGINAL E-SB-1796-0-1	DUPLICATE E-SB-DUP-01	RL	RPD	RPD > 50% Soil	ORIGINAL SAMPLE CONC >2xRL	DUPLICATE SAMPLE CONC >2xRL	DIFFERENCE >2XRL
ACETONE	27	23	30	16.00	FALSE	FALSE	FALSE	FALSE

4.6 | 5.3

North Canton
4101 Shuffel Street, N. W.

North Canton, OH 44720
phone 330.497.9396 fax 330.497.0772

Baltimore #201

Chain of Custody Record

TestAmerica
THE LEADER IN ENVIRONMENTAL TESTING

TestAmerica Laboratories, Inc.

Client Contact	Project Manager: Mike Martin	Site Contact: Josh Mullis	Date: 12/17/19	COC No:
Tetra Tech	Tel/Fax: 301-528-3022	Lab Contact: John McFadden	Carrier: Fedex	1 of 1 COCs
20251 Century Blvd, Suite 200	Analysis Turnaround Time			Job No.
Germantown, MD 20874	Calendar (C) or Work Days (W) ____			
(301) 528-3021 Phone	TAT if different from Below: STANDARD			SDG No.
(301) 528-3000 FAX	☐ 2 weeks			
Project Name: MRC Block E Soil Pile Inv	☐ 1 week			Sampler: J. Mullis
Site: Middle River Complex	☐ 2 days			
Project # 112IC08881	☐ 1 day			

Sample Identification	Sample Date	Sample Time	Sample Type	Matrix	# of Cont.	Filtered Sample	VOCs (8260C)	TCLP Metals	PCBs	Ignitability	Specific Notes:
TB-121719	12/17/19	0000	GW	Water	2		X				
E-58-1796-0-1		0915	GRAB	SOIL	1		X				
E-58-DUP-01		0000			1		X				
E-58-1791-0-1		1050			1		X				
E-58-1792-1-2		1100			1		X				
WC-S-PILES-121719		1130			3		X	X	X	X	
WC-W-PILES-121719		1145		Water	7		X	X	X	X	* 3 out of 4 ambers filled due to sample depleting decon water generated; not enough water for sample.
			12/17/19								

240-124062 Chain of Custody

Preservation Used: 1= Ice, 2= HCl; 3= H2SO4; 4=HNO3; 5=NaOH; 6= Other _____ 2/1

Possible Hazard Identification
☑ Non-Hazard ☐ Flammable ☐ Irritant Poison B ☐ Unknown ☐

Sample Disposal (A fee may be assessed if samples are retained longer than 1 month)
☐ Return To Client ☑ Disposal By Lab ☐ Archive For _____ Months

Special Instructions/QC Requirements & Comments: Block E soil pile VOC investigation, ALSO WASTE CHARACTERIZATION FOR SOIL AND DECON WATER.

Relinquished by:	Company:	Date/Time:	Received by:	Company:	Date/Time:
	Tetra Tech Inc	12/17/19 1320		ETA	12/17/19 1320
Relinquished by:	Company:	Date/Time:	Received by:	Company:	Date/Time:
	ETA	12/17/19 1700		ETA	12/18/19 11:20
Relinquished by:	Company:	Date/Time:	Received by:	Company:	Date/Time:

Form No. CA-C-WI-002, Rev. 2, dated 03/06/2012

Sample Summary

Client: Tetra Tech, Inc.
Job ID: 240-124062-1
Project/Site: MRC Block E Soil Pile Inv

Lab Sample ID	Client Sample ID	Matrix	Collected	Received	Asset ID
240-124062-1	TB-121719	Water	12/17/19 00:00	12/18/19 11:20	
240-124062-2	E-SB-1796-0-1	Solid	12/17/19 09:15	12/18/19 11:20	
240-124062-3	E-SB-DUP-01	Solid	12/17/19 00:00	12/18/19 11:20	
240-124062-4	E-SB-1791-0-1	Solid	12/17/19 10:50	12/18/19 11:20	
240-124062-5	E-SB-1792-1-2	Solid	12/17/19 11:00	12/18/19 11:20	
240-124062-6	WC-S-PILES-121719	Solid	12/17/19 11:30	12/18/19 11:20	
240-124062-7	WC-W-PILES-121719	Water	12/17/19 11:45	12/18/19 11:20	

CASE NARRATIVE

Client: Tetra Tech, Inc.

Project: MRC Block E Soil Pile Inv

Report Number: 240-124062-1

With the exceptions noted as flags or footnotes, standard analytical protocols were followed in the analysis of the samples and no problems were encountered or anomalies observed. In addition all laboratory quality control samples were within established control limits, with any exceptions noted below. Each sample was analyzed to achieve the lowest possible reporting limit within the constraints of the method. In some cases, due to interference or analytes present at high concentrations, samples were diluted. For diluted samples, the reporting limits are adjusted relative to the dilution required.

Eurofins TestAmerica, Canton attests to the validity of the laboratory data generated by Eurofins TestAmerica facilities reported herein. All analyses performed by Eurofins TestAmerica facilities were done using established laboratory SOPs that incorporate QA/QC procedures described in the application methods. Eurofins TestAmerica's operations groups have reviewed the data for compliance with the laboratory QA/QC plan, and data have been found to be compliant with laboratory protocols unless otherwise noted below.

The 1010A and 1020B Flashpoint analyses were performed at Eurofins TestAmerica, Pittsburgh laboratory.
The test results in this report meet all NELAP requirements for parameters for which accreditation is required or available. Any exceptions to NELAP requirements are noted in this report. Pursuant to NELAP, this report may not be reproduced, except in full, without the written approval of the laboratory.

Calculations are performed before rounding to avoid round-off errors in calculated results.

All holding times were met and proper preservation noted for the methods performed on these samples, unless otherwise detailed in the individual sections below.

All solid sample results are reported on an "as received" basis unless otherwise indicated by the presence of a % solids value in the method header.

This laboratory report is confidential and is intended for the sole use of Eurofins TestAmerica and its client.

RECEIPT
The samples were received on 12/18/2019 11:20 AM; the samples arrived in good condition, properly preserved and, where required, on ice. The temperature of the cooler at receipt was 5.3º C.

VOLATILE ORGANIC COMPOUNDS (GCMS)
Samples E-SB-1796-0-1 (240-124062-2), E-SB-DUP-01 (240-124062-3), E-SB-1791-0-1 (240-124062-4), E-SB-1792-1-2 (240-124062-5) and WC-S-PILES-121719 (240-124062-6) were analyzed for volatile organic compounds (GCMS) in accordance with EPA SW-846 Method 8260B. The samples were prepared and analyzed on 12/28/2019 and 12/29/2019.

Vinyl acetate failed the recovery criteria low for the MS of sample E-SB-DUP-01MS (240-124062-3) in batch 240-417563. Acetone failed the recovery criteria high.

For the MSD of sample E-SB-DUP-01MSD (240-124062-3) in batch 240-417563, Vinyl acetate failed the recovery criteria low. Acetone failed the recovery criteria high. Also, Several analytes exceeded the RPD limit.

1,2,4-Trichlorobenzene was detected in method blank MB 240-417546/7 at a level that was above the method detection limit but below the reporting limit. The value should be considered an estimate, and has been flagged. If the associated sample reported a result above the MDL and/or RL, the result has been flagged.

Internal standard (ISTD) response for the following sample was outside control limits: E-SB-1791-0-1 (240-124062-4). The sample was re-extracted and/or re-analyzed with concurring results, and the original set of data has been reported.

No additional analytical or quality issues were noted, other than those described above or in the Definitions/Glossary page.

VOLATILE ORGANIC COMPOUNDS (GCMS)
Samples TB-121719 (240-124062-1) and WC-W-PILES-121719 (240-124062-7) were analyzed for volatile organic compounds (GCMS) in accordance with EPA SW-846 Method 8260B. The samples were analyzed on 12/30/2019 and 12/31/2019.

Sample WC-W-PILES-121719 (240-124062-7)[1250X] required dilution prior to analysis. The reporting limits have been adjusted accordingly.

ORIGINAL SAMPLE NOT PRESERVED
MS AND MSD SAMPLES WERE PRESERVED

The following samples were received in hydrochloric acid vials: TB-121719 (240-124062-1) and WC-W-PILES-121719 (240-124062-7). The requested target analyte list includes 2-Chloroethyl vinyl ether, an acid-labile compound that degrades in an acidic medium.

The laboratory control sample (LCS) for analytical batch 240-417817 recovered outside control limits for the following analytes: 1,3-Dichloropropane and Chlorodibromomethane. These analytes were biased high in the LCS and were not detected in the associated samples; therefore, the data have been reported. WC-W-PILES-121719 (240-124062-7) and (LCS 240-417817/4)

The pH of sample WC-W-PILES-121719 (240-124062-7) was 7. The sample was analyzed within the normal 14 day holding time; however, experimental evidence suggests that some aromatic compounds in wastewater samples, notably, Benzene, Toluene, and Ethylbenzene are susceptible to biological degradation if sample is not preserved to a pH of 2.

No additional analytical or quality issues were noted, other than those described above or in the Definitions/Glossary page.

FLASHPOINT
Sample WC-S-PILES-121719 (240-124062-6) was analyzed for flashpoint in accordance with EPA SW-846 Method 1020B. The sample was analyzed on 12/24/2019.

No analytical or quality issues were noted, other than those described above or in the Definitions/Glossary page.

POLYCHLORINATED BIPHENYLS (PCBS)
Sample WC-S-PILES-121719 (240-124062-6) was analyzed for polychlorinated biphenyls (PCBs) in accordance with EPA SW-846 Method 8082A. The sample was prepared on 12/20/2019 and analyzed on 12/24/2019.

Surrogates are added during the extraction process prior to dilution. When the sample dilution is 5X or greater, surrogate recoveries are diluted out and no corrective action is required. All of the samples in this data set analyzed for PCBs were subjected to the sulfuric acid cleanup procedure before instrumental analysis, per EPA Method 3665A.

The following sample required a copper clean-up to reduce matrix interferences caused by sulfur: WC-S-PILES-121719 (240-124062-6). Reagent: 4418903

No additional analytical or quality issues were noted, other than those described above or in the Definitions/Glossary page.

POLYCHLORINATED BIPHENYLS (PCBS)
Sample WC-W-PILES-121719 (240-124062-7) was analyzed for polychlorinated biphenyls (PCBs) in accordance with EPA SW-846 Method 8082A. The sample was prepared on 12/24/2019 and analyzed on 12/27/2019.

Surrogates are added during the extraction process prior to dilution. When the sample dilution is 5X or greater, surrogate recoveries are diluted out and no corrective action is required. All of the samples in this data set analyzed for PCBs were subjected to the sulfuric acid cleanup procedure before instrumental analysis, per EPA Method 3665A.

DCB Decachlorobiphenyl and Tetrachloro-m-xylene failed the surrogate recovery criteria low for WC-W-PILES-121719 (240-124062-7).

Sample WC-W-PILES-121719 (240-124062-7)[100X] required dilution prior to analysis due to the nature of the sample matrix. As such, surrogate recoveries are below the calibration range or are not reported, and elevated reporting limits (RLs) are provided.

Insufficient sample volume was available to perform a matrix spike/matrix spike duplicate (MS/MSD) associated with preparation batch 240-417140.

No additional analytical or quality issues were noted, other than those described above or in the Definitions/Glossary page.

TCLP METALS (ICP)
Samples WC-S-PILES-121719 (240-124062-6) and WC-W-PILES-121719 (240-124062-7) were analyzed for TCLP metals (ICP) in accordance with EPA SW-846 Methods 1311/6010C. The samples were leached on 12/19/2019, prepared on 12/20/2019 and analyzed on 12/23/2019.

Barium and Chromium were detected in method blank LB 240-416470/1-B at levels that were above the method detection limit but below the reporting limit. The values should be considered estimates, and have been flagged. If the associated sample reported a result above the MDL and/or RL, the result has been flagged.

Chromium was detected in method blank MB 240-416497/2-A at a level that was above the method detection limit but below the reporting limit. The value should be considered an estimate, and has been flagged. If the associated sample reported a result above the MDL and/or RL, the result has been flagged.

No additional analytical or quality issues were noted, other than those described above or in the Definitions/Glossary page.

TCLP MERCURY
Samples WC-S-PILES-121719 (240-124062-6) and WC-W-PILES-121719 (240-124062-7) were analyzed for TCLP mercury in accordance with EPA SW-846 Methods 1311/7470A. The sample was leached on 12/19/2019, and prepared and analyzed on 12/20/2019.

No analytical or quality issues were noted, other than those described above or in the Definitions/Glossary page.

FLASHPOINT

Sample WC-W-PILES-121719 (240-124062-7) was analyzed for flashpoint in accordance with EPA SW-846 Method 1010. The sample was analyzed on 12/24/2019.

No analytical or quality issues were noted, other than those described above or in the Definitions/Glossary page.

PERCENT SOLIDS

Samples E-SB-1796-0-1 (240-124062-2), E-SB-DUP-01 (240-124062-3), E-SB-1791-0-1 (240-124062-4), E-SB-1792-1-2 (240-124062-5) and WC-S-PILES-121719 (240-124062-6) were analyzed for percent solids in accordance with ASTM Method D2216-80. The samples were analyzed on 12/23/2019.

No analytical or quality issues were noted, other than those described above or in the Definitions/Glossary page.

Method Summary

Client: Tetra Tech, Inc. Job ID: 240-124062-1
Project/Site: MRC Block E Soil Pile Inv

Method	Method Description	Protocol	Laboratory
8260B	Volatile Organic Compounds (GC/MS)	SW846	TAL CAN
8082A	Polychlorinated Biphenyls (PCBs) by Gas Chromatography	SW846	TAL CAN
6010C	Metals (ICP)	SW846	TAL CAN
7470A	Mercury (CVAA)	SW846	TAL CAN
EPA 1010A	Ignitability, Pensky-Martens Closed-Cup Method	SW846	TAL PIT
EPA 1020B	Ignitability, Small Scale Closed-Cup Method	SW846	TAL PIT
Moisture	Percent Moisture	EPA	TAL CAN
1311	TCLP Extraction	SW846	TAL CAN
3010A	Preparation, Total Metals	SW846	TAL CAN
3510C	Liquid-Liquid Extraction (Separatory Funnel)	SW846	TAL CAN
3540C	Soxhlet Extraction	SW846	TAL CAN
5030A	Purge and Trap	SW846	TAL CAN
5030B	Purge and Trap	SW846	TAL CAN
7470A	Preparation, Mercury	SW846	TAL CAN

Protocol References:

EPA = US Environmental Protection Agency

SW846 = "Test Methods For Evaluating Solid Waste, Physical/Chemical Methods", Third Edition, November 1986 And Its Updates.

Laboratory References:

TAL CAN = Eurofins TestAmerica, Canton, 4101 Shuffel Street NW, North Canton, OH 44720, TEL (330)497-9396

TAL PIT = Eurofins TestAmerica, Pittsburgh, 301 Alpha Drive, RIDC Park, Pittsburgh, PA 15238, TEL (412)963-7058

Method 8260B

Volatile Organic Compounds (GC/MS) by Method 8260B

FORM II
GC/MS VOA SURROGATE RECOVERY

Lab Name: Eurofins TestAmerica, Canton Job No.: 240-124062-1

SDG No.:

Matrix: Solid Level: Low

GC Column (1): DB-624 ID: 0.18(mm)

Client Sample ID	Lab Sample ID	DBFM #	DCA #	TOL #	BFB #
E-SB-1796-0-1	240-124062-2	74	84	88	82
E-SB-DUP-01	240-124062-3	76	87	84	78
E-SB-1791-0-1	240-124062-4	75	84	88	75
E-SB-1791-0-1	240-124062-4	80	85	84	90
E-SB-1792-1-2	240-124062-5	77	84	84	87
WC-S-PILES-121719	240-124062-6	77	86	88	85
	MB 240-417546/7	78	84	89	100
	MB 240-417563/7	77	85	84	94
	LCS 240-417546/6	78	78	91	104
	LCS 240-417563/6	81	84	88	100
E-SB-DUP-01 MS	240-124062-3 MS	77	82	88	80
	240-124077-C-5-B MS	82	86	127 X *	62 *
E-SB-DUP-01 MSD	240-124062-3 MSD	83	89	88	99
	240-124077-C-5-C MSD	81	85	109	71

	QC LIMITS
DBFM = Dibromofluoromethane (Surr)	56-122
DCA = 1,2-Dichloroethane-d4 (Surr)	59-120
TOL = Toluene-d8 (Surr)	64-124
BFB = 4-Bromofluorobenzene (Surr)	51-127

Column to be used to flag recovery values

FORM II 8260B

FORM II
GC/MS VOA SURROGATE RECOVERY

Lab Name: Eurofins TestAmerica, Canton Job No.: 240-124062-1

SDG No.:

Matrix: Water Level: Low

GC Column (1): DB-624 ID: 0.18(mm)

Client Sample ID	Lab Sample ID	DBFM #	DCA #	TOL #	BFB #
TB-121719	240-124062-1	115	108	91	74
WC-W-PILES-121719	240-124062-7	116	116	103	79
	MB 240-417660/7	113	103	96	74
	MB 240-417817/7	113	114	101	81
	LCS 240-417660/4	100	89	110	106
	LCS 240-417817/4	99	95	110	106
WC-W-PILES-121719 MS	240-124062-7 MS	105	102	114	112
	240-124181-E-19 MS	95	88	104	100
WC-W-PILES-121719 MSD	240-124062-7 MSD	99	99	111	108
	240-124181-F-19 MSD	99	89	105	104

	QC LIMITS
DBFM = Dibromofluoromethane (Surr)	78-129
DCA = 1,2-Dichloroethane-d4 (Surr)	75-130
TOL = Toluene-d8 (Surr)	69-122
BFB = 4-Bromofluorobenzene (Surr)	47-134

Column to be used to flag recovery values

FORM II 8260B

FORM III
GC/MS VOA LAB CONTROL SAMPLE RECOVERY

Lab Name: Eurofins TestAmerica, Canton Job No.: 240-124062-1

SDG No.:

Matrix: Solid Level: Low Lab File ID: UX88058.D

Lab ID: LCS 240-417546/6 Client ID:

COMPOUND	SPIKE ADDED (ug/Kg)	LCS CONCENTRATION (ug/Kg)	LCS % REC	QC LIMITS REC	#
1,1,1,2-Tetrachloroethane	25.0	25.4	101	72-120	
1,1-Dichloropropene	25.0	23.0	92	69-120	
1,1-Dichloroethane	25.0	23.5	94	69-120	
1,2,3-Trichlorobenzene	25.0	25.4	102	55-124	
1,2,3-Trichloropropane	25.0	24.9	100	68-130	
1,2-Dichloroethane	25.0	22.3	89	66-120	
1,1-Dichloroethene	25.0	25.5	102	48-140	
1,2-Dichloropropane	25.0	24.6	98	77-120	
1,2,4-Trimethylbenzene	25.0	25.0	100	69-122	
2-Hexanone	50.0	51.4	103	54-135	
1,1,2,2-Tetrachloroethane	25.0	24.3	97	61-134	
Acetone	50.0	48.6	97	47-157	
Benzene	25.0	23.5	94	75-120	
Bromoform	25.0	23.8	95	44-131	
Bromomethane	25.0	23.3	93	10-158	
Carbon disulfide	25.0	24.9	100	33-144	
Carbon tetrachloride	25.0	23.6	95	54-130	
1,1,1-Trichloroethane	25.0	24.5	98	60-126	
Chlorobenzene	25.0	23.9	96	79-120	
1,3-Dichloropropane	25.0	23.7	95	76-120	
Chloroethane	25.0	23.4	93	10-159	
1,2-Dibromo-3-Chloropropane	25.0	23.5	94	35-137	
Chloroform	25.0	23.3	93	74-120	
Chloromethane	25.0	19.4	78	40-127	
cis-1,2-Dichloroethene	25.0	24.3	97	76-120	
cis-1,3-Dichloropropene	25.0	24.7	99	62-124	
Bromodichloromethane	25.0	24.1	96	63-121	
1,1,2-Trichloro-1,2,2-trifluoroethane	25.0	24.5	98	58-144	
Dichlorodifluoromethane	25.0	17.0	68	18-137	
1,2,4-Trichlorobenzene	25.0	21.4	86	56-120	
Ethylbenzene	25.0	26.1	104	75-120	
1,2-Dibromoethane	25.0	25.2	101	73-126	
2,2-Dichloropropane	25.0	23.1	92	47-131	
1,2-Dichlorobenzene	25.0	23.0	92	74-120	
1,3-Dichlorobenzene	25.0	23.0	92	74-120	
1,4-Dichlorobenzene	25.0	23.3	93	74-120	
2-Chloroethyl vinyl ether	25.0	17.8 J	71	36-132	
Isopropylbenzene	25.0	25.7	103	74-120	
2-Chlorotoluene	25.0	24.3	97	72-121	
2-Butanone (MEK)	50.0	50.8	102	61-131	
4-Methyl-2-pentanone (MIBK)	50.0	48.3	97	56-124	

Column to be used to flag recovery and RPD values

FORM III 8260B

FORM III
GC/MS VOA LAB CONTROL SAMPLE RECOVERY

Lab Name: Eurofins TestAmerica, Canton Job No.: 240-124062-1

SDG No.:

Matrix: Solid Level: Low Lab File ID: UX88058.D

Lab ID: LCS 240-417546/6 Client ID:

COMPOUND	SPIKE ADDED (ug/Kg)	LCS CONCENTRATION (ug/Kg)	LCS % REC	QC LIMITS REC	#
Bromobenzene	25.0	23.3	93	73-120	
Methyl tert-butyl ether	25.0	23.2	93	66-120	
Bromochloromethane	25.0	23.8	95	74-120	
Methylene Chloride	25.0	23.4 J	94	48-142	
4-Chlorotoluene	25.0	24.7	99	72-124	
p-Isopropyltoluene	25.0	25.2	101	70-121	
Styrene	25.0	25.5	102	70-120	
m-Xylene & p-Xylene	25.0	24.7	99	76-120	
o-Xylene	25.0	25.3	101	76-120	
Hexachlorobutadiene	25.0	27.5	110	63-130	
Tetrachloroethene	25.0	24.4	98	75-124	
Dibromomethane	25.0	25.2	101	74-120	
Toluene	25.0	25.1	101	76-120	
Naphthalene	25.0	19.5	78	43-127	
trans-1,2-Dichloroethene	25.0	25.1	100	74-125	
n-Butylbenzene	25.0	23.8	95	64-123	
trans-1,3-Dichloropropene	25.0	22.6	90	58-120	
N-Propylbenzene	25.0	25.2	101	70-122	
Trichloroethene	25.0	24.2	97	75-123	
sec-Butylbenzene	25.0	24.6	98	69-122	
Trichlorofluoromethane	25.0	22.4	90	33-152	
tert-Butylbenzene	25.0	24.7	99	68-121	
Vinyl chloride	25.0	21.0	84	39-140	
Vinyl acetate	25.0	20.5	82	55-138	
tert-Butyl alcohol	250	235	94	40-138	
Xylenes, Total	50.0	50.0	100	77-120	

Column to be used to flag recovery and RPD values

FORM III 8260B

FORM III
GC/MS VOA LAB CONTROL SAMPLE RECOVERY

Lab Name: Eurofins TestAmerica, Canton Job No.: 240-124062-1

SDG No.:

Matrix: Solid Level: Low Lab File ID: UX88091.D

Lab ID: LCS 240-417563/6 Client ID:

COMPOUND	SPIKE ADDED (ug/Kg)	LCS CONCENTRATION (ug/Kg)	LCS % REC	QC LIMITS REC	#
1,1,1,2-Tetrachloroethane	25.0	26.8	107	72-120	
1,1-Dichloropropene	25.0	25.5	102	69-120	
1,1-Dichloroethane	25.0	25.3	101	69-120	
1,2,3-Trichlorobenzene	25.0	25.2	101	55-124	
1,2,3-Trichloropropane	25.0	24.0	96	68-130	
1,2-Dichloroethane	25.0	24.1	96	66-120	
1,1-Dichloroethene	25.0	27.6	111	48-140	
1,2-Dichloropropane	25.0	25.2	101	77-120	
1,2,4-Trimethylbenzene	25.0	26.3	105	69-122	
2-Hexanone	50.0	53.3	107	54-135	
1,1,2,2-Tetrachloroethane	25.0	24.6	99	61-134	
Acetone	50.0	51.8	104	47-157	
Benzene	25.0	25.3	101	75-120	
Bromoform	25.0	24.0	96	44-131	
Bromomethane	25.0	25.9	104	10-158	
Carbon disulfide	25.0	27.2	109	33-144	
Carbon tetrachloride	25.0	25.8	103	54-130	
1,1,1-Trichloroethane	25.0	26.6	107	60-126	
Chlorobenzene	25.0	25.5	102	79-120	
1,3-Dichloropropane	25.0	24.4	98	76-120	
Chloroethane	25.0	25.8	103	10-159	
1,2-Dibromo-3-Chloropropane	25.0	23.8	95	35-137	
Chloroform	25.0	25.2	101	74-120	
Chloromethane	25.0	22.0	88	40-127	
cis-1,2-Dichloroethene	25.0	26.5	106	76-120	
cis-1,3-Dichloropropene	25.0	25.0	100	62-124	
Bromodichloromethane	25.0	25.1	100	63-121	
1,1,2-Trichloro-1,2,2-trifluoroethane	25.0	27.1	109	58-144	
Dichlorodifluoromethane	25.0	18.8	75	18-137	
1,2,4-Trichlorobenzene	25.0	22.1	88	56-120	
Ethylbenzene	25.0	27.4	110	75-120	
1,2-Dibromoethane	25.0	25.1	100	73-126	
2,2-Dichloropropane	25.0	25.2	101	47-131	
1,2-Dichlorobenzene	25.0	23.4	94	74-120	
1,3-Dichlorobenzene	25.0	23.7	95	74-120	
1,4-Dichlorobenzene	25.0	24.1	96	74-120	
2-Chloroethyl vinyl ether	25.0	16.9 J	68	36-132	
Isopropylbenzene	25.0	27.1	109	74-120	
2-Chlorotoluene	25.0	24.7	99	72-121	
2-Butanone (MEK)	50.0	51.2	102	61-131	
4-Methyl-2-pentanone (MIBK)	50.0	47.9	96	56-124	

Column to be used to flag recovery and RPD values

FORM III 8260B

FORM III
GC/MS VOA LAB CONTROL SAMPLE RECOVERY

Lab Name: Eurofins TestAmerica, Canton Job No.: 240-124062-1

SDG No.:

Matrix: Solid Level: Low Lab File ID: UX88091.D

Lab ID: LCS 240-417563/6 Client ID:

COMPOUND	SPIKE ADDED (ug/Kg)	LCS CONCENTRATION (ug/Kg)	LCS % REC	QC LIMITS REC	#
Bromobenzene	25.0	24.0	96	73-120	
Methyl tert-butyl ether	25.0	24.8	99	66-120	
Bromochloromethane	25.0	24.8	99	74-120	
Methylene Chloride	25.0	25.6	102	48-142	
4-Chlorotoluene	25.0	24.7	99	72-124	
p-Isopropyltoluene	25.0	25.9	104	70-121	
Styrene	25.0	27.0	108	70-120	
m-Xylene & p-Xylene	25.0	26.0	104	76-120	
o-Xylene	25.0	27.3	109	76-120	
Hexachlorobutadiene	25.0	29.5	118	63-130	
Tetrachloroethene	25.0	26.7	107	75-124	
Dibromomethane	25.0	26.5	106	74-120	
Toluene	25.0	26.6	106	76-120	
Naphthalene	25.0	18.3	73	43-127	
trans-1,2-Dichloroethene	25.0	27.5	110	74-125	
n-Butylbenzene	25.0	25.1	100	64-123	
trans-1,3-Dichloropropene	25.0	23.1	92	58-120	
N-Propylbenzene	25.0	25.4	101	70-122	
Trichloroethene	25.0	25.3	101	75-123	
sec-Butylbenzene	25.0	25.8	103	69-122	
Trichlorofluoromethane	25.0	25.5	102	33-152	
tert-Butylbenzene	25.0	25.7	103	68-121	
Vinyl chloride	25.0	23.1	92	39-140	
Vinyl acetate	25.0	21.9	87	55-138	
tert-Butyl alcohol	250	233	93	40-138	
Xylenes, Total	50.0	53.3	107	77-120	

Column to be used to flag recovery and RPD values

FORM III 8260B

FORM III
GC/MS VOA LAB CONTROL SAMPLE RECOVERY

Lab Name: Eurofins TestAmerica, Canton Job No.: 240-124062-1

SDG No.:

Matrix: Water Level: Low Lab File ID: UXR3193.D

Lab ID: LCS 240-417660/4 Client ID:

COMPOUND	SPIKE ADDED (ug/L)	LCS CONCENTRATION (ug/L)	LCS % REC	QC LIMITS REC	#
1,1,1,2-Tetrachloroethane	10.0	10.5	105	77-120	
1,1-Dichloropropene	10.0	10.2	102	78-120	
1,1-Dichloroethane	10.0	10.6	106	74-126	
1,2,3-Trichlorobenzene	10.0	8.77	88	42-126	
1,2,3-Trichloropropane	10.0	11.4	114	57-137	
1,2-Dichloroethane	10.0	9.35	93	66-129	
1,1-Dichloroethene	10.0	9.57	96	73-129	
1,2-Dichloropropane	10.0	11.3	113	79-127	
1,2,4-Trimethylbenzene	10.0	9.61	96	66-129	
2-Hexanone	20.0	25.4	127	43-142	
1,1,2,2-Tetrachloroethane	10.0	10.9	109	45-151	
Acetone	20.0	21.7	109	33-155	
Benzene	10.0	10.1	101	77-123	
Bromoform	10.0	10.6	106	47-133	
Bromomethane	10.0	7.86	79	48-144	
Carbon disulfide	10.0	9.97	100	67-127	
Carbon tetrachloride	10.0	10.4	104	61-142	
1,1,1-Trichloroethane	10.0	9.47	95	65-141	
Chlorobenzene	10.0	10.7	107	80-120	
1,3-Dichloropropane	10.0	11.1	111	74-122	
Chloroethane	10.0	8.34	83	41-147	
1,2-Dibromo-3-Chloropropane	10.0	9.47	95	34-136	
Chloroform	10.0	9.34	93	74-127	
Chloromethane	10.0	9.88	99	46-148	
cis-1,2-Dichloroethene	10.0	9.92	99	75-124	
cis-1,3-Dichloropropene	10.0	10.4	104	68-128	
Bromodichloromethane	10.0	9.84	98	73-122	
1,1,2-Trichlorotrifluoroethane	10.0	10.2	102	54-148	
Dichlorodifluoromethane	10.0	8.72	87	35-137	
1,2,4-Trichlorobenzene	10.0	7.73	77	47-120	
Ethylbenzene	10.0	11.2	112	80-120	
1,2-Dibromoethane	10.0	11.1	111	73-120	
2,2-Dichloropropane	10.0	9.06	91	67-137	
1,2-Dichlorobenzene	10.0	9.98	100	74-120	
1,3-Dichlorobenzene	10.0	9.63	96	74-120	
1,4-Dichlorobenzene	10.0	9.17	92	75-120	
2-Chloroethyl vinyl ether	10.0	9.59 J	96	29-146	
Isopropylbenzene	10.0	10.7	107	73-123	
2-Chlorotoluene	10.0	10.1	101	73-126	
2-Butanone (MEK)	20.0	23.4	117	41-151	
4-Methyl-2-pentanone (MIBK)	20.0	22.0	110	43-145	
Bromobenzene	10.0	9.63	96	77-120	

Column to be used to flag recovery and RPD values

FORM III 8260B

FORM III
GC/MS VOA LAB CONTROL SAMPLE RECOVERY

Lab Name: Eurofins TestAmerica, Canton Job No.: 240-124062-1

SDG No.:

Matrix: Water Level: Low Lab File ID: UXR3193.D

Lab ID: LCS 240-417660/4 Client ID:

COMPOUND	SPIKE ADDED (ug/L)	LCS CONCENTRATION (ug/L)	LCS % REC	QC LIMITS REC	#
Methyl tert-butyl ether	10.0	10.4	104	57-127	
Bromochloromethane	10.0	10.5	105	70-128	
Methylene Chloride	10.0	10.1	101	63-134	
4-Chlorotoluene	10.0	10.6	106	73-126	
4-Isopropyltoluene	10.0	10.1	101	66-127	
Styrene	10.0	11.5	115	75-121	
m-Xylene & p-Xylene	10.0	11.1	111	79-121	
o-Xylene	10.0	11.1	111	75-123	
Hexachlorobutadiene	10.0	7.13	71	40-120	
Tetrachloroethene	10.0	10.1	101	70-125	
Dibromomethane	10.0	9.96	100	67-121	
Toluene	10.0	11.0	110	79-122	
Naphthalene	10.0	7.46	75	28-130	
trans-1,2-Dichloroethene	10.0	10.6	106	74-130	
n-Butylbenzene	10.0	9.12	91	54-129	
trans-1,3-Dichloropropene	10.0	10.7	107	64-120	
N-Propylbenzene	10.0	10.6	106	67-130	
Trichloroethene	10.0	9.79	98	71-121	
sec-Butylbenzene	10.0	9.73	97	60-131	
Trichlorofluoromethane	10.0	8.52	85	52-148	
tert-Butylbenzene	10.0	9.89	99	63-126	
Vinyl chloride	10.0	9.43	94	61-134	
Vinyl acetate	10.0	8.84	88	44-160	
tert-Butyl alcohol	100	109	109	15-169	
Xylenes, Total	20.0	22.2	111	78-122	

Column to be used to flag recovery and RPD values

FORM III 8260B

FORM III
GC/MS VOA LAB CONTROL SAMPLE RECOVERY

Lab Name: Eurofins TestAmerica, Canton Job No.: 240-124062-1

SDG No.:

Matrix: Water Level: Low Lab File ID: UXR3221.D

Lab ID: LCS 240-417817/4 Client ID:

COMPOUND	SPIKE ADDED (ug/L)	LCS CONCENTRATION (ug/L)	LCS % REC	QC LIMITS REC	#
1,1,1,2-Tetrachloroethane	10.0	11.5	115	77-120	
1,1-Dichloropropene	10.0	10.8	108	78-120	
1,1-Dichloroethane	10.0	11.0	110	74-126	
1,2,3-Trichlorobenzene	10.0	9.91	99	42-126	
1,2,3-Trichloropropane	10.0	11.8	118	57-137	
1,2-Dichloroethane	10.0	10.1	101	66-129	
1,1-Dichloroethene	10.0	9.79	98	73-129	
1,2-Dichloropropane	10.0	11.9	119	79-127	
1,2,4-Trimethylbenzene	10.0	10.3	103	66-129	
2-Hexanone	20.0	26.9	135	43-142	
1,1,2,2-Tetrachloroethane	10.0	12.8	128	45-151	
Acetone	20.0	23.4	117	33-155	
Benzene	10.0	10.6	106	77-123	
Bromoform	10.0	11.8	118	47-133	
Bromomethane	10.0	7.64	76	48-144	
Carbon disulfide	10.0	10.0	100	67-127	
Carbon tetrachloride	10.0	11.2	112	61-142	
1,1,1-Trichloroethane	10.0	10.2	102	65-141	
Chlorobenzene	10.0	10.9	109	80-120	
1,3-Dichloropropane	10.0	12.4	124	74-122	*
Chloroethane	10.0	8.50	85	41-147	
1,2-Dibromo-3-Chloropropane	10.0	12.0	120	34-136	
Chloroform	10.0	10.1	101	74-127	
Chloromethane	10.0	9.49	95	46-148	
cis-1,2-Dichloroethene	10.0	10.6	106	75-124	
cis-1,3-Dichloropropene	10.0	11.1	111	68-128	
Bromodichloromethane	10.0	10.4	104	73-122	
1,1,2-Trichlorotrifluoroethane	10.0	10.0	100	54-148	
Dichlorodifluoromethane	10.0	8.44	84	35-137	
1,2,4-Trichlorobenzene	10.0	8.84	88	47-120	
Ethylbenzene	10.0	11.5	115	80-120	
1,2-Dibromoethane	10.0	12.0	120	73-120	
2,2-Dichloropropane	10.0	10.0	100	67-137	
1,2-Dichlorobenzene	10.0	10.7	107	74-120	
1,3-Dichlorobenzene	10.0	10.4	104	74-120	
1,4-Dichlorobenzene	10.0	10.1	101	75-120	
2-Chloroethyl vinyl ether	10.0	10.2	102	29-146	
Isopropylbenzene	10.0	11.4	114	73-123	
2-Chlorotoluene	10.0	11.1	111	73-126	
2-Butanone (MEK)	20.0	26.9	134	41-151	
4-Methyl-2-pentanone (MIBK)	20.0	25.7	128	43-145	
Bromobenzene	10.0	10.7	107	77-120	

Column to be used to flag recovery and RPD values

FORM III 8260B

FORM III
GC/MS VOA LAB CONTROL SAMPLE RECOVERY

Lab Name: Eurofins TestAmerica, Canton Job No.: 240-124062-1

SDG No.:

Matrix: Water Level: Low Lab File ID: UXR3221.D

Lab ID: LCS 240-417817/4 Client ID:

COMPOUND	SPIKE ADDED (ug/L)	LCS CONCENTRATION (ug/L)	LCS % REC	QC LIMITS REC	#
Methyl tert-butyl ether	10.0	11.4	114	57-127	
Bromochloromethane	10.0	10.9	109	70-128	
Methylene Chloride	10.0	10.2	102	63-134	
4-Chlorotoluene	10.0	11.3	113	73-126	
4-Isopropyltoluene	10.0	11.0	110	66-127	
Styrene	10.0	12.1	121	75-121	
m-Xylene & p-Xylene	10.0	11.5	115	79-121	
o-Xylene	10.0	11.8	118	75-123	
Hexachlorobutadiene	10.0	7.67	77	40-120	
Tetrachloroethene	10.0	10.3	103	70-125	
Dibromomethane	10.0	10.6	106	67-121	
Toluene	10.0	11.3	113	79-122	
Naphthalene	10.0	8.63	86	28-130	
trans-1,2-Dichloroethene	10.0	11.0	110	74-130	
n-Butylbenzene	10.0	10.1	101	54-129	
trans-1,3-Dichloropropene	10.0	11.4	114	64-120	
N-Propylbenzene	10.0	11.3	113	67-130	
Trichloroethene	10.0	10.1	101	71-121	
sec-Butylbenzene	10.0	10.8	108	60-131	
Trichlorofluoromethane	10.0	8.79	88	52-148	
tert-Butylbenzene	10.0	10.8	108	63-126	
Vinyl chloride	10.0	9.10	91	61-134	
Vinyl acetate	10.0	9.57	96	44-160	
tert-Butyl alcohol	100	125	125	15-169	
Xylenes, Total	20.0	23.3	117	78-122	

Column to be used to flag recovery and RPD values

FORM III 8260B

FORM III
GC/MS VOA MATRIX SPIKE RECOVERY

Lab Name: Eurofins TestAmerica, Canton Job No.: 240-124062-1

SDG No.:

Matrix: Solid Level: Low Lab File ID: UX88101.D

Lab ID: 240-124062-3 MS Client ID: E-SB-DUP-01 MS

COMPOUND	SPIKE ADDED (ug/Kg)	SAMPLE CONCENTRATION (ug/Kg)	MS CONCENTRATION (ug/Kg)	MS % REC	QC LIMITS REC	#
1,1,1,2-Tetrachloroethane	28.9	3.2 U	24.4	84	19-129	
1,1-Dichloropropene	28.9	1.1 U	22.7	78	36-120	
1,1-Dichloroethane	28.9	0.75 U	25.5	88	35-129	
1,2,3-Trichlorobenzene	28.9	0.62 U	8.19	28	10-120	
1,2,3-Trichloropropane	28.9	1.7 U	33.1	115	38-146	
1,2-Dichloroethane	28.9	0.84 U	24.3	84	33-130	
1,1-Dichloroethene	28.9	0.98 U	27.2	94	20-150	
1,2-Dichloropropane	28.9	0.92 U	24.6	85	33-134	
1,2,4-Trimethylbenzene	28.9	1.1 U	24.1	83	10-138	
2-Hexanone	57.8	4.4 U	33.0	57	23-149	
1,1,2,2-Tetrachloroethane	28.9	1.6 U	31.5	109	10-168	
Acetone	57.8	23 U	127	219	18-167	F1
Benzene	28.9	0.76 U	23.6	82	32-131	
Bromoform	28.9	2.6 U	20.0	69	10-122	
Bromomethane	28.9	1.1 U	15.4	53	10-149	
Carbon disulfide	28.9	1.3 U	21.9	76	10-134	
Carbon tetrachloride	28.9	3.5 U	23.3	81	13-131	
1,1,1-Trichloroethane	28.9	0.89 U	25.8	89	27-131	
Chlorobenzene	28.9	0.99 U	23.4	81	16-129	
1,3-Dichloropropane	28.9	1.1 U	26.0	90	44-126	
Chloroethane	28.9	1.3 U	30.1	104	10-155	
1,2-Dibromo-3-Chloropropane	28.9	3.9 U	21.2	73	10-135	
Chloroform	28.9	0.85 U	24.8	86	38-129	
Chloromethane	28.9	1.1 U	23.5	81	20-140	
cis-1,2-Dichloroethene	28.9	0.71 U	25.7	89	35-130	
cis-1,3-Dichloropropene	28.9	1.6 U	14.7	51	12-131	
Bromodichloromethane	28.9	0.74 U	22.2	77	18-125	
1,1,2-Trichloro-1,2,2-trifluoroethane	28.9	1.4 U	25.1	87	30-145	
Dichlorodifluoromethane	28.9	1.0 U	19.6	68	10-141	
1,2,4-Trichlorobenzene	28.9	0.62 U	9.15	32	10-120	
Ethylbenzene	28.9	1.1 U	23.6	82	12-133	
1,2-Dibromoethane	28.9	0.83 U	22.9	79	24-138	
2,2-Dichloropropane	28.9	1.3 U	23.6	82	34-124	
1,2-Dichlorobenzene	28.9	1.2 U	19.4	67	10-131	
1,3-Dichlorobenzene	28.9	0.88 U	19.1	66	10-131	
1,4-Dichlorobenzene	28.9	0.96 U	20.1	70	10-129	
2-Chloroethyl vinyl ether	28.9	9.7 U	14.4 J	50	26-128	
Isopropylbenzene	28.9	0.90 U	21.8	75	10-135	
2-Chlorotoluene	28.9	1.0 U	25.0	87	12-139	
2-Butanone (MEK)	57.8	3.9 U	42.6	74	31-148	
4-Methyl-2-pentanone (MIBK)	57.8	4.0 U	39.7	69	29-140	

Column to be used to flag recovery and RPD values

FORM III 8260B

FORM III
GC/MS VOA MATRIX SPIKE RECOVERY

Lab Name: Eurofins TestAmerica, Canton Job No.: 240-124062-1

SDG No.:

Matrix: Solid Level: Low Lab File ID: UX88101.D

Lab ID: 240-124062-3 MS Client ID: E-SB-DUP-01 MS

COMPOUND	SPIKE ADDED (ug/Kg)	SAMPLE CONCENTRATION (ug/Kg)	MS CONCENTRATION (ug/Kg)	MS % REC	QC LIMITS REC	#
Bromobenzene	28.9	1.3 U	25.0	87	16-136	
Methyl tert-butyl ether	28.9	0.89 U	24.6	85	42-127	
Bromochloromethane	28.9	0.64 U	24.2	84	50-125	
Methylene Chloride	28.9	13 U	26.2 J	91	22-153	
4-Chlorotoluene	28.9	0.93 U	24.8	86	14-128	
p-Isopropyltoluene	28.9	3.2 U	20.7	72	10-135	
Styrene	28.9	1.3 U	21.5	74	10-127	
m-Xylene & p-Xylene	28.9	0.85 U	23.1	80	10-132	
o-Xylene	28.9	0.93 U	23.1	80	11-134	
Hexachlorobutadiene	28.9	4.1 U	14.3	50	10-120	
Tetrachloroethene	28.9	0.79 U	23.7	82	13-144	
Dibromomethane	28.9	0.72 U	26.8	93	30-126	
Toluene	28.9	0.84 U	26.1	90	20-141	
Naphthalene	28.9	2.9 U	7.67	27	10-120	
trans-1,2-Dichloroethene	28.9	0.50 U	26.0	90	31-138	
n-Butylbenzene	28.9	3.8 U	17.0	59	10-141	
trans-1,3-Dichloropropene	28.9	1.1 U	16.6	57	10-123	
N-Propylbenzene	28.9	0.79 U	25.1	87	10-135	
Trichloroethene	28.9	0.69 U	22.5	78	10-162	
sec-Butylbenzene	28.9	0.94 U	21.5	75	10-142	
Trichlorofluoromethane	28.9	1.2 U	26.3	91	16-148	
tert-Butylbenzene	28.9	0.98 U	23.5	81	10-142	
Vinyl chloride	28.9	0.91 U	25.7	89	15-150	
Vinyl acetate	28.9	2.3 U	2.5 U	0	10-139	F1
tert-Butyl alcohol	289	18 U	232	80	45-139	
Xylenes, Total	57.8	1.7 U	46.2	80	10-134	

Column to be used to flag recovery and RPD values

FORM III 8260B

FORM III
GC/MS VOA MATRIX SPIKE RECOVERY

Lab Name: Eurofins TestAmerica, Canton Job No.: 240-124062-1

SDG No.:

Matrix: Water Level: Low Lab File ID: UXR3245.D

Lab ID: 240-124062-7 MS Client ID: WC-W-PILES-121719 MS

COMPOUND	SPIKE ADDED (ug/L)	SAMPLE CONCENTRATION (ug/L)	MS CONCENTRATION (ug/L)	MS % REC	QC LIMITS REC	#
1,1,1,2-Tetrachloroethane	12500	180 U	14200	114	67-120	
1,1-Dichloropropene	12500	180 U	13000	104	56-126	
1,1-Dichloroethane	12500	210 U	13700	110	71-121	
1,2,3-Trichlorobenzene	12500	680 U	11100	89	32-122	
1,2,3-Trichloropropane	12500	300 U	14600	117	53-137	
1,2-Dichloroethane	12500	260 U	13000	104	65-127	
1,1-Dichloroethene	12500	240 U	12100	97	64-132	
1,2-Dichloropropane	12500	190 U	14600	117	73-125	
1,2,4-Trimethylbenzene	12500	88 U	12100	97	49-120	
2-Hexanone	25000	680 U	33500	134	44-142	
1,1,2,2-Tetrachloroethane	12500	160 U	15200	121	37-149	
Acetone	25000	86000	94800	35	32-157	
Benzene	12500	160 U	13100	105	70-121	
Bromoform	12500	950 U	15000	120	41-128	
Bromomethane	12500	530 U	10700	86	41-136	
Carbon disulfide	12500	350 U	12900	104	54-131	
Carbon tetrachloride	12500	330 U	14400	115	53-142	
1,1,1-Trichloroethane	12500	300 U	13100	105	62-135	
Chlorobenzene	12500	180 U	13900	111	73-120	
1,3-Dichloropropane	12500	260 U	15100	121	65-125	
Chloroethane	12500	1000 U	10200	82	37-142	
1,2-Dibromo-3-Chloropropane	12500	1100 U	13500	108	31-130	
Chloroform	12500	160 U	12900	103	66-126	
Chloromethane	12500	250 U	11900	95	33-146	
cis-1,2-Dichloroethene	12500	200 U	12700	101	68-121	
cis-1,3-Dichloropropene	12500	760 U	13200	105	56-121	
Bromodichloromethane	12500	210 U	13300	106	69-120	
1,1,2-Trichlorotrifluoroethane	12500	510 U	12300	98	41-145	
Dichlorodifluoromethane	12500	440 U	10200	82	27-132	
1,2,4-Trichlorobenzene	12500	330 U	9290	74	37-120	
Ethylbenzene	12500	140 U	14600	117	66-122	
1,2-Dibromoethane	12500	150 U	14600	116	66-120	
2,2-Dichloropropane	12500	390 U	11100	89	42-137	
1,2-Dichlorobenzene	12500	190 U	12400	99	65-120	
1,3-Dichlorobenzene	12500	190 U	12100	97	64-120	
1,4-Dichlorobenzene	12500	200 U	12000	96	65-120	
2-Chloroethyl vinyl ether	12500	330 U	11900 J	96	10-120	
Isopropylbenzene	12500	110 U	13900	111	56-122	
2-Chlorotoluene	12500	190 U	12500	100	50-130	
2-Butanone (MEK)	25000	1500 U	30200	121	40-147	
4-Methyl-2-pentanone (MIBK)	25000	530 U	29200	117	40-147	
Bromobenzene	12500	150 U	12300	98	66-120	

Column to be used to flag recovery and RPD values

FORM III 8260B

FORM III
GC/MS VOA MATRIX SPIKE RECOVERY

Lab Name: Eurofins TestAmerica, Canton Job No.: 240-124062-1

SDG No.:

Matrix: Water Level: Low Lab File ID: UXR3245.D

Lab ID: 240-124062-7 MS Client ID: WC-W-PILES-121719 MS

COMPOUND	SPIKE ADDED (ug/L)	SAMPLE CONCENTRATION (ug/L)	MS CONCENTRATION (ug/L)	MS % REC	QC LIMITS REC	#
Methyl tert-butyl ether	12500	88 U	13700	110	50-126	
Bromochloromethane	12500	180 U	13900	111	73-120	
Methylene Chloride	12500	3300 U	13300	107	59-127	
4-Chlorotoluene	12500	110 U	13000	104	49-133	
4-Isopropyltoluene	12500	160 U	12700	102	39-133	
Styrene	12500	130 U	15200	121	57-126	
m-Xylene & p-Xylene	12500	100 U	14400	115	65-123	
o-Xylene	12500	110 U	14700	118	63-124	
Hexachlorobutadiene	12500	1000 U	9130	73	17-120	
Tetrachloroethene	12500	190 U	13200	105	52-129	
Dibromomethane	12500	110 U	13800	110	68-120	
Toluene	12500	180 U	14200	114	68-124	
Naphthalene	12500	400 U	9300	74	30-125	
trans-1,2-Dichloroethene	12500	240 U	13800	110	69-126	
n-Butylbenzene	12500	180 U	11400	92	27-135	
trans-1,3-Dichloropropene	12500	840 U	13500	108	53-120	
N-Propylbenzene	12500	190 U	12700	102	40-136	
Trichloroethene	12500	130 U	12700	102	56-124	
sec-Butylbenzene	12500	160 U	12300	98	32-139	
Trichlorofluoromethane	12500	560 U	12000	96	45-152	
tert-Butylbenzene	12500	180 U	12200	97	36-133	
Vinyl chloride	12500	250 U	12000	96	49-136	
Vinyl acetate	12500	240 U	8770	70	28-165	
tert-Butyl alcohol	125000	2100 U	129000	103	70-130	
Xylenes, Total	25000	190 U	29100	116	64-124	

Column to be used to flag recovery and RPD values

FORM III 8260B

FORM III
GC/MS VOA MATRIX SPIKE RECOVERY

SAMPLE NOT IN SDG

Lab Name: Eurofins TestAmerica, Canton Job No.: 240-124062-1

SDG No.:

Matrix: Solid Level: Low Lab File ID: UX88072.D

Lab ID: 240-124077-C-5-B MS Client ID:

COMPOUND	SPIKE ADDED (ug/Kg)	SAMPLE CONCENTRATION (ug/Kg)	MS CONCENTRATION (ug/Kg)	MS % REC	QC LIMITS REC	#
1,1-Dichloroethane	27.6	0.77 U	22.9	83	35-129	
1,2-Dichloroethane	27.6	0.86 U	19.0	69	33-130	
1,2,4-Trimethylbenzene	27.6	1.1 U	33.8	123	10-138	*
Benzene	27.6	0.78 U	19.3	70	32-131	
Ethylbenzene	27.6	1.2 U	20.2	73	12-133	*
1,2-Dibromoethane	27.6	0.86 U	19.0	69	24-138	*
Methyl tert-butyl ether	27.6	0.92 U	27.9	101	42-127	
m-Xylene & p-Xylene	27.6	0.87 U	20.0	73	10-132	*
o-Xylene	27.6	0.96 U	21.8	79	11-134	*
Toluene	27.6	0.86 U	28.5	103	20-141	*
Naphthalene	27.6	3.0 U	5.82	21	10-120	*
Xylenes, Total	55.1	1.8 U	41.8	76	10-134	*

Column to be used to flag recovery and RPD values

FORM III 8260B

FORM III
GC/MS VOA MATRIX SPIKE RECOVERY

SAMPLE NOT IN SDG

Lab Name: Eurofins TestAmerica, Canton Job No.: 240-124062-1

SDG No.:

Matrix: Water Level: Low Lab File ID: UXR3215.D

Lab ID: 240-124181-E-19 MS Client ID:

COMPOUND	SPIKE ADDED (ug/L)	SAMPLE CONCENTRATION (ug/L)	MS CONCENTRATION (ug/L)	MS % REC	QC LIMITS REC	#
1,1,1,2-Tetrachloroethane	10.0	0.14 U	10.7	107	67-120	
1,1-Dichloropropene	10.0	0.14 U	9.80	98	56-126	
1,1-Dichloroethane	10.0	0.17 U	10.2	102	71-121	
1,2,3-Trichlorobenzene	10.0	0.54 U	8.75	87	32-122	
1,2,3-Trichloropropane	10.0	0.24 U	10.7	107	53-137	
1,2-Dichloroethane	10.0	0.21 U	9.43	94	65-127	
1,1-Dichloroethene	10.0	0.19 U	9.35	93	64-132	
1,2-Dichloropropane	10.0	0.15 U	10.7	107	73-125	
1,2,4-Trimethylbenzene	10.0	0.070 U	9.17	92	49-120	
1,1,2,2-Tetrachloroethane	10.0	0.13 U	10.7	107	37-149	
Benzene	10.0	0.13 U	9.69	97	70-121	
Bromoform	10.0	0.76 U	10.7	107	41-128	
Bromomethane	10.0	0.42 U	7.62	76	41-136	
Carbon tetrachloride	10.0	0.26 U	10.4	104	53-142	
1,1,1-Trichloroethane	10.0	0.24 U	9.38	94	62-135	
Chlorobenzene	10.0	0.14 U	10.6	106	73-120	
1,3-Dichloropropane	10.0	0.21 U	11.2	112	65-125	
Chloroethane	10.0	0.83 U	7.65	77	37-142	
Chloroform	10.0	0.13 U	9.38	94	66-126	
Chloromethane	10.0	0.20 U	9.24	92	33-146	
cis-1,2-Dichloroethene	10.0	0.68 J	9.74	91	68-121	
cis-1,3-Dichloropropene	10.0	0.61 U	8.59	86	56-121	
Bromodichloromethane	10.0	0.17 U	9.58	96	69-120	
Dichlorodifluoromethane	10.0	0.35 U	8.09	81	27-132	
1,2,4-Trichlorobenzene	10.0	0.26 U	7.58	76	37-120	
Ethylbenzene	10.0	0.11 U	10.8	108	66-122	
1,2-Dibromoethane	10.0	0.12 U	10.9	109	66-120	
2,2-Dichloropropane	10.0	0.31 U	8.03	80	42-137	
1,2-Dichlorobenzene	10.0	0.15 U	9.43	94	65-120	
1,3-Dichlorobenzene	10.0	0.15 U	9.20	92	64-120	
1,4-Dichlorobenzene	10.0	0.16 U	9.20	92	65-120	
Isopropylbenzene	10.0	0.090 U	10.4	104	56-122	
2-Chlorotoluene	10.0	0.15 U	9.60	96	50-130	
Bromobenzene	10.0	0.12 U	9.17	92	66-120	
Bromochloromethane	10.0	0.14 U	10.0	100	73-120	
Methylene Chloride	10.0	2.6 U	9.85	99	59-127	
4-Chlorotoluene	10.0	0.090 U	10.2	102	49-133	
4-Isopropyltoluene	10.0	0.13 U	9.62	96	39-133	
Styrene	10.0	0.10 U	11.1	111	57-126	
m-Xylene & p-Xylene	10.0	0.080 U	10.9	109	65-123	
o-Xylene	10.0	0.090 U	10.8	108	63-124	
Hexachlorobutadiene	10.0	0.83 U	6.48	65	17-120	

Column to be used to flag recovery and RPD values

FORM III 8260B

FORM III
GC/MS VOA MATRIX SPIKE RECOVERY

Lab Name: Eurofins TestAmerica, Canton Job No.: 240-124062-1

SDG No.:

Matrix: Water Level: Low Lab File ID: UXR3215.D

Lab ID: 240-124181-E-19 MS Client ID:

COMPOUND	SPIKE ADDED (ug/L)	SAMPLE CONCENTRATION (ug/L)	MS CONCENTRATION (ug/L)	MS % REC	QC LIMITS REC	#
Tetrachloroethene	10.0	0.15 U	9.81	98	52-129	
Dibromomethane	10.0	0.090 U	9.81	98	68-120	
Toluene	10.0	0.14 U	10.9	109	68-124	
Naphthalene	10.0	0.32 U	6.64	66	30-125	
trans-1,2-Dichloroethene	10.0	0.19 U	10.1	101	69-126	
n-Butylbenzene	10.0	0.14 U	8.49	85	27-135	
trans-1,3-Dichloropropene	10.0	0.67 U	9.97	100	53-120	
N-Propylbenzene	10.0	0.15 U	9.69	97	40-136	
Trichloroethene	10.0	13	19.9	71	56-124	
sec-Butylbenzene	10.0	0.13 U	9.26	93	32-139	
Trichlorofluoromethane	10.0	0.45 U	8.42	84	45-152	
tert-Butylbenzene	10.0	0.14 U	9.14	91	36-133	
Vinyl chloride	10.0	0.20 U	9.31	93	49-136	
Xylenes, Total	20.0	0.15 U	21.7	109	64-124	

Column to be used to flag recovery and RPD values

FORM III 8260B

FORM III
GC/MS VOA MATRIX SPIKE DUPLICATE RECOVERY

Lab Name: Eurofins TestAmerica, Canton Job No.: 240-124062-1

SDG No.:

Matrix: Solid Level: Low Lab File ID: UX88102.D

Lab ID: 240-124062-3 MSD Client ID: E-SB-DUP-01 MSD

COMPOUND	SPIKE ADDED (ug/Kg)	MSD CONCENTRATION (ug/Kg)	MSD % REC	% RPD	QC LIMITS RPD	QC LIMITS REC	#
1,1,1,2-Tetrachloroethane	28.9	18.1	63	29	40	19-129	
1,1-Dichloropropene	28.9	18.4	64	21	39	36-120	
1,1-Dichloroethane	28.9	21.0	73	20	40	35-129	
1,2,3-Trichlorobenzene	28.9	6.89	24	17	40	10-120	
1,2,3-Trichloropropane	28.9	21.1	73	45	40	38-146	F2
1,2-Dichloroethane	28.9	20.5	71	17	40	33-130	
1,1-Dichloroethene	28.9	22.4	77	20	40	20-150	
1,2-Dichloropropane	28.9	19.7	68	22	40	33-134	
1,2,4-Trimethylbenzene	28.9	14.6	51	49	40	10-138	F2
2-Hexanone	57.8	27.9	48	17	40	23-149	
1,1,2,2-Tetrachloroethane	28.9	18.6	64	52	40	10-168	F2
Acetone	57.8	111	193	13	40	18-167	F1
Benzene	28.9	19.6	68	18	40	32-131	
Bromoform	28.9	15.0	52	29	40	10-122	
Bromomethane	28.9	15.9	55	3	40	10-149	
Carbon disulfide	28.9	18.8	65	15	40	10-134	
Carbon tetrachloride	28.9	19.0	66	20	40	13-131	
1,1,1-Trichloroethane	28.9	20.5	71	23	40	27-131	
Chlorobenzene	28.9	17.1	59	31	40	16-129	
1,3-Dichloropropane	28.9	20.8	72	22	39	44-126	
Chloroethane	28.9	22.3	77	30	40	10-155	
1,2-Dibromo-3-Chloropropane	28.9	12.6	43	51	40	10-135	F2
Chloroform	28.9	20.1	70	21	40	38-129	
Chloromethane	28.9	18.8	65	22	40	20-140	
cis-1,2-Dichloroethene	28.9	20.5	71	23	40	35-130	
cis-1,3-Dichloropropene	28.9	14.0	49	4	40	12-131	
Bromodichloromethane	28.9	19.5	67	13	40	18-125	
1,1,2-Trichloro-1,2,2-trifluoroethane	28.9	19.5	68	25	40	30-145	
Dichlorodifluoromethane	28.9	15.6	54	22	40	10-141	
1,2,4-Trichlorobenzene	28.9	6.94	24	27	40	10-120	
Ethylbenzene	28.9	18.0	62	27	40	12-133	
1,2-Dibromoethane	28.9	19.4	67	17	40	24-138	
2,2-Dichloropropane	28.9	18.8	65	22	40	34-124	
1,2-Dichlorobenzene	28.9	12.3	43	45	40	10-131	F2
1,3-Dichlorobenzene	28.9	12.4	43	42	40	10-131	F2
1,4-Dichlorobenzene	28.9	13.0	45	43	40	10-129	F2
2-Chloroethyl vinyl ether	28.9	13.6 J	47	6	40	26-128	
Isopropylbenzene	28.9	15.9	55	31	40	10-135	
2-Chlorotoluene	28.9	14.5	50	53	40	12-139	F2
2-Butanone (MEK)	57.8	34.8	60	20	40	31-148	
4-Methyl-2-pentanone (MIBK)	57.8	36.4	63	9	40	29-140	

Column to be used to flag recovery and RPD values

FORM III 8260B

FORM III
GC/MS VOA MATRIX SPIKE DUPLICATE RECOVERY

Lab Name: Eurofins TestAmerica, Canton Job No.: 240-124062-1

SDG No.:

Matrix: Solid Level: Low Lab File ID: UX88102.D

Lab ID: 240-124062-3 MSD Client ID: E-SB-DUP-01 MSD

COMPOUND	SPIKE ADDED (ug/Kg)	MSD CONCENTRATION (ug/Kg)	MSD % REC	% RPD	QC LIMITS RPD	QC LIMITS REC	#
Bromobenzene	28.9	14.6	51	52	40	16-136	F2
Methyl tert-butyl ether	28.9	20.7	72	17	40	42-127	
Bromochloromethane	28.9	20.5	71	17	39	50-125	
Methylene Chloride	28.9	21.5 J	74	20	40	22-153	
4-Chlorotoluene	28.9	14.4	50	53	40	14-128	F2
p-Isopropyltoluene	28.9	12.9	45	46	40	10-135	F2
Styrene	28.9	15.8	55	30	40	10-127	
m-Xylene & p-Xylene	28.9	16.7	58	32	40	10-132	
o-Xylene	28.9	16.9	58	31	40	11-134	
Hexachlorobutadiene	28.9	10.2	35	34	40	10-120	
Tetrachloroethene	28.9	16.7	58	35	40	13-144	
Dibromomethane	28.9	22.0	76	20	39	30-126	
Toluene	28.9	19.2	67	30	40	20-141	
Naphthalene	28.9	6.35	22	19	40	10-120	
trans-1,2-Dichloroethene	28.9	20.7	72	23	40	31-138	
n-Butylbenzene	28.9	11.2	39	41	40	10-141	F2
trans-1,3-Dichloropropene	28.9	14.1	49	17	40	10-123	
N-Propylbenzene	28.9	14.8	51	52	40	10-135	F2
Trichloroethene	28.9	18.3	63	21	40	10-162	
sec-Butylbenzene	28.9	13.4	46	47	40	10-142	F2
Trichlorofluoromethane	28.9	20.7	72	24	40	16-148	
tert-Butylbenzene	28.9	13.9	48	51	40	10-142	F2
Vinyl chloride	28.9	19.5	68	27	40	15-150	
Vinyl acetate	28.9	2.5 U	0	NC	40	10-139	F1
tert-Butyl alcohol	289	207 J	72	11	40	45-139	
Xylenes, Total	57.8	33.6	58	32	40	10-134	

Column to be used to flag recovery and RPD values

FORM III 8260B

FORM III
GC/MS VOA MATRIX SPIKE DUPLICATE RECOVERY

Lab Name: Eurofins TestAmerica, Canton Job No.: 240-124062-1

SDG No.:

Matrix: Water Level: Low Lab File ID: UXR3246.D

Lab ID: 240-124062-7 MSD Client ID: WC-W-PILES-121719 MSD

COMPOUND	SPIKE ADDED (ug/L)	MSD CONCENTRATION (ug/L)	MSD % REC	% RPD	QC LIMITS RPD	QC LIMITS REC	#
1,1,1,2-Tetrachloroethane	12500	14300	115	1	35	67-120	
1,1-Dichloropropene	12500	12800	103	1	31	56-126	
1,1-Dichloroethane	12500	13600	109	1	35	71-121	
1,2,3-Trichlorobenzene	12500	11700	94	6	24	32-122	
1,2,3-Trichloropropane	12500	14900	119	2	35	53-137	
1,2-Dichloroethane	12500	12700	102	3	35	65-127	
1,1-Dichloroethene	12500	11900	95	2	35	64-132	
1,2-Dichloropropane	12500	14400	115	1	35	73-125	
1,2,4-Trimethylbenzene	12500	12100	96	0	16	49-120	
2-Hexanone	25000	33200	133	1	35	44-142	
1,1,2,2-Tetrachloroethane	12500	15100	121	0	35	37-149	
Acetone	25000	97500	46	3	35	32-157	
Benzene	12500	12900	104	1	35	70-121	
Bromoform	12500	14100	113	7	35	41-128	
Bromomethane	12500	10000	80	7	35	41-136	
Carbon disulfide	12500	12300	99	5	35	54-131	
Carbon tetrachloride	12500	14100	113	3	35	53-142	
1,1,1-Trichloroethane	12500	12500	100	5	35	62-135	
Chlorobenzene	12500	13600	109	3	35	73-120	
1,3-Dichloropropane	12500	14700	117	3	10	65-125	
Chloroethane	12500	10500	84	3	35	37-142	
1,2-Dibromo-3-Chloropropane	12500	13300	106	2	35	31-130	
Chloroform	12500	12200	98	6	35	66-126	
Chloromethane	12500	12500	100	5	35	33-146	
cis-1,2-Dichloroethene	12500	12600	100	1	35	68-121	
cis-1,3-Dichloropropene	12500	13400	107	2	35	56-121	
Bromodichloromethane	12500	13300	106	0	35	69-120	
1,1,2-Trichlorotrifluoroethane	12500	11300	91	8	35	41-145	
Dichlorodifluoromethane	12500	10300	82	1	35	27-132	
1,2,4-Trichlorobenzene	12500	10200	82	9	25	37-120	
Ethylbenzene	12500	13600	109	7	35	66-122	
1,2-Dibromoethane	12500	14600	117	0	35	66-120	
2,2-Dichloropropane	12500	11700	93	5	28	42-137	
1,2-Dichlorobenzene	12500	12500	100	1	35	65-120	
1,3-Dichlorobenzene	12500	12400	99	2	35	64-120	
1,4-Dichlorobenzene	12500	12000	96	0	35	65-120	
2-Chloroethyl vinyl ether	12500	11800 J	95	1	35	10-120	
Isopropylbenzene	12500	13500	108	3	20	56-122	
2-Chlorotoluene	12500	12700	102	2	18	50-130	
2-Butanone (MEK)	25000	28400	113	6	35	40-147	
4-Methyl-2-pentanone (MIBK)	25000	28700	115	2	35	40-147	
Bromobenzene	12500	12500	100	1	11	66-120	

Column to be used to flag recovery and RPD values

FORM III 8260B

FORM III
GC/MS VOA MATRIX SPIKE DUPLICATE RECOVERY

Lab Name: Eurofins TestAmerica, Canton Job No.: 240-124062-1

SDG No.:

Matrix: Water Level: Low Lab File ID: UXR3246.D

Lab ID: 240-124062-7 MSD Client ID: WC-W-PILES-121719 MSD

COMPOUND	SPIKE ADDED (ug/L)	MSD CONCENTRATION (ug/L)	MSD % REC	% RPD	QC LIMITS RPD	QC LIMITS REC	#
Methyl tert-butyl ether	12500	13400	107	2	17	50-126	
Bromochloromethane	12500	13300	106	4	14	73-120	
Methylene Chloride	12500	13100	105	2	32	59-127	
4-Chlorotoluene	12500	13300	106	2	16	49-133	
4-Isopropyltoluene	12500	12800	102	0	22	39-133	
Styrene	12500	14900	119	2	35	57-126	
m-Xylene & p-Xylene	12500	14400	115	0	35	65-123	
o-Xylene	12500	14700	117	0	35	63-124	
Hexachlorobutadiene	12500	8720	70	5	35	17-120	
Tetrachloroethene	12500	12700	102	3	35	52-129	
Dibromomethane	12500	13400	107	3	35	68-120	
Toluene	12500	14100	113	1	35	68-124	
Naphthalene	12500	9940	79	7	24	30-125	
trans-1,2-Dichloroethene	12500	13400	107	2	35	69-126	
n-Butylbenzene	12500	11300	91	1	24	27-135	
trans-1,3-Dichloropropene	12500	13900	111	3	35	53-120	
N-Propylbenzene	12500	12800	103	1	18	40-136	
Trichloroethene	12500	12300	98	3	35	56-124	
sec-Butylbenzene	12500	12200	98	0	24	32-139	
Trichlorofluoromethane	12500	11600	93	3	35	45-152	
tert-Butylbenzene	12500	12300	98	1	23	36-133	
Vinyl chloride	12500	12100	97	0	35	49-136	
Vinyl acetate	12500	9690	78	10	35	28-165	
tert-Butyl alcohol	125000	144000	115	11	35	70-130	
Xylenes, Total	25000	29100	116	0	35	64-124	

Column to be used to flag recovery and RPD values

FORM III 8260B

FORM III
GC/MS VOA MATRIX SPIKE DUPLICATE RECOVERY

SAMPLE NOT IN SDG

Lab Name: Eurofins TestAmerica, Canton Job No.: 240-124062-1

SDG No.:

Matrix: Solid Level: Low Lab File ID: UX88073.D

Lab ID: 240-124077-C-5-C MSD Client ID:

COMPOUND	SPIKE ADDED (ug/Kg)	MSD CONCENTRATION (ug/Kg)	MSD % REC	% RPD	QC LIMITS RPD	QC LIMITS REC	#
1,1-Dichloroethane	28.0	20.4	73	11	40	35-129	
1,2-Dichloroethane	28.0	17.7	63	7	40	33-130	
1,2,4-Trimethylbenzene	28.0	18.8	67	57	40	10-138	F2 *
Benzene	28.0	18.2	65	6	40	32-131	
Ethylbenzene	28.0	17.0	61	17	40	12-133	
1,2-Dibromoethane	28.0	15.8	56	19	40	24-138	
Methyl tert-butyl ether	28.0	25.6	91	9	40	42-127	
m-Xylene & p-Xylene	28.0	15.4	55	26	40	10-132	
o-Xylene	28.0	16.5	59	27	40	11-134	
Toluene	28.0	22.3	80	24	40	20-141	
Naphthalene	28.0	4.01 J	14	37	40	10-120	*
Xylenes, Total	56.0	31.9	57	27	40	10-134	

Column to be used to flag recovery and RPD values

FORM III 8260B

FORM III
GC/MS VOA MATRIX SPIKE DUPLICATE RECOVERY

SAMPLE NOT IN SDG

Lab Name: Eurofins TestAmerica, Canton Job No.: 240-124062-1

SDG No.:

Matrix: Water Level: Low Lab File ID: UXR3216.D

Lab ID: 240-124181-F-19 MSD Client ID:

COMPOUND	SPIKE ADDED (ug/L)	MSD CONCENTRATION (ug/L)	MSD % REC	% RPD	QC LIMITS RPD	QC LIMITS REC	#
1,1,1,2-Tetrachloroethane	10.0	10.6	106	1	35	67-120	
1,1-Dichloropropene	10.0	9.95	99	1	31	56-126	
1,1-Dichloroethane	10.0	10.3	103	2	35	71-121	
1,2,3-Trichlorobenzene	10.0	8.74	87	0	24	32-122	
1,2,3-Trichloropropane	10.0	10.9	109	2	35	53-137	
1,2-Dichloroethane	10.0	9.03	90	4	35	65-127	
1,1-Dichloroethene	10.0	9.39	94	0	35	64-132	
1,2-Dichloropropane	10.0	11.2	112	5	35	73-125	
1,2,4-Trimethylbenzene	10.0	9.17	92	0	16	49-120	
1,1,2,2-Tetrachloroethane	10.0	10.8	108	1	35	37-149	
Benzene	10.0	9.80	98	1	35	70-121	
Bromoform	10.0	10.1	101	5	35	41-128	
Bromomethane	10.0	7.56	76	1	35	41-136	
Carbon tetrachloride	10.0	10.5	105	1	35	53-142	
1,1,1-Trichloroethane	10.0	9.74	97	4	35	62-135	
Chlorobenzene	10.0	10.1	101	5	35	73-120	
1,3-Dichloropropane	10.0	11.0	110	2	10	65-125	
Chloroethane	10.0	8.04	80	5	35	37-142	
Chloroform	10.0	9.31	93	1	35	66-126	
Chloromethane	10.0	9.16	92	1	35	33-146	
cis-1,2-Dichloroethene	10.0	9.95	93	2	35	68-121	
cis-1,3-Dichloropropene	10.0	9.28	93	8	35	56-121	
Bromodichloromethane	10.0	9.74	97	2	35	69-120	
Dichlorodifluoromethane	10.0	8.02	80	1	35	27-132	
1,2,4-Trichlorobenzene	10.0	7.40	74	2	25	37-120	
Ethylbenzene	10.0	10.5	105	3	35	66-122	
1,2-Dibromoethane	10.0	10.3	103	6	35	66-120	
2,2-Dichloropropane	10.0	9.04	90	12	28	42-137	
1,2-Dichlorobenzene	10.0	9.69	97	3	35	65-120	
1,3-Dichlorobenzene	10.0	9.41	94	2	35	64-120	
1,4-Dichlorobenzene	10.0	9.30	93	1	35	65-120	
Isopropylbenzene	10.0	10.0	100	3	20	56-122	
2-Chlorotoluene	10.0	9.94	99	4	18	50-130	
Bromobenzene	10.0	9.43	94	3	11	66-120	
Bromochloromethane	10.0	10.1	101	1	14	73-120	
Methylene Chloride	10.0	9.81	98	0	32	59-127	
4-Chlorotoluene	10.0	9.55	95	6	16	49-133	
4-Isopropyltoluene	10.0	9.75	98	1	22	39-133	
Styrene	10.0	11.0	110	1	35	57-126	
m-Xylene & p-Xylene	10.0	10.6	106	3	35	65-123	
o-Xylene	10.0	10.6	106	1	35	63-124	
Hexachlorobutadiene	10.0	6.44	64	0	35	17-120	

Column to be used to flag recovery and RPD values

FORM III 8260B

FORM III
GC/MS VOA MATRIX SPIKE DUPLICATE RECOVERY

Lab Name: Eurofins TestAmerica, Canton Job No.: 240-124062-1

SDG No.:

Matrix: Water Level: Low Lab File ID: UXR3216.D

Lab ID: 240-124181-F-19 MSD Client ID:

COMPOUND	SPIKE ADDED (ug/L)	MSD CONCENTRATION (ug/L)	MSD % REC	% RPD	QC LIMITS RPD	QC LIMITS REC	#
Tetrachloroethene	10.0	9.33	93	5	35	52-129	
Dibromomethane	10.0	10.0	100	2	35	68-120	
Toluene	10.0	10.9	109	0	35	68-124	
Naphthalene	10.0	6.99	70	5	24	30-125	
trans-1,2-Dichloroethene	10.0	10.7	107	6	35	69-126	
n-Butylbenzene	10.0	8.53	85	0	24	27-135	
trans-1,3-Dichloropropene	10.0	9.79	98	2	35	53-120	
N-Propylbenzene	10.0	10.2	102	5	18	40-136	
Trichloroethene	10.0	19.7	70	1	35	56-124	
sec-Butylbenzene	10.0	9.44	94	2	24	32-139	
Trichlorofluoromethane	10.0	8.61	86	2	35	45-152	
tert-Butylbenzene	10.0	9.45	94	3	23	36-133	
Vinyl chloride	10.0	9.00	90	3	35	49-136	
Xylenes, Total	20.0	21.2	106	2	35	64-124	

Column to be used to flag recovery and RPD values

FORM III 8260B

FORM IV
GC/MS VOA METHOD BLANK SUMMARY

Lab Name: Eurofins TestAmerica, Canton Job No.: 240-124062-1

SDG No.:

Lab File ID: UX88059.D Lab Sample ID: MB 240-417546/7

Matrix: Solid Heated Purge:(Y/N) Y

Instrument ID: A3UX8 Date Analyzed: 12/28/2019 07:52

GC Column: DB-624 ID: 0.18(mm)

THIS METHOD BLANK APPLIES TO THE FOLLOWING SAMPLES:

CLIENT SAMPLE ID	LAB SAMPLE ID	LAB FILE ID	DATE ANALYZED
	LCS 240-417546/6	UX88058.D	12/28/2019 07:30
	240-124077-C-5-B MS	UX88072.D	12/28/2019 12:43
	240-124077-C-5-C MSD	UX88073.D	12/28/2019 13:05
E-SB-1796-0-1	240-124062-2	UX88075.D	12/28/2019 13:50
E-SB-1791-0-1	240-124062-4	UX88077.D	12/28/2019 14:34
E-SB-1792-1-2	240-124062-5	UX88078.D	12/28/2019 14:56
WC-S-PILES-121719	240-124062-6	UX88079.D	12/28/2019 15:18

FORM I
GC/MS VOA ORGANICS ANALYSIS DATA SHEET

Lab Name: Eurofins TestAmerica, Canton Job No.: 240-124062-1

SDG No.:

Client Sample ID: Lab Sample ID: MB 240-417546/7

Matrix: Solid Lab File ID: UX88059.D

Analysis Method: 8260B Date Collected:

Sample wt/vol: 5(g) Date Analyzed: 12/28/2019 07:52

Soil Aliquot Vol: Dilution Factor: 1

Soil Extract Vol.: GC Column: DB-624 ID: 0.18(mm)

% Moisture: Level: (low/med) Low

Analysis Batch No.: 417546 Units: ug/Kg

CAS NO.	COMPOUND NAME	RESULT	Q	RL	MDL
630-20-6	1,1,1,2-Tetrachloroethane	3.0	U	5.0	3.0
563-58-6	1,1-Dichloropropene	0.99	U	5.0	0.99
75-34-3	1,1-Dichloroethane	0.69	U	5.0	0.69
87-61-6	1,2,3-Trichlorobenzene	0.57	U	5.0	0.57
96-18-4	1,2,3-Trichloropropane	1.6	U	5.0	1.6
107-06-2	1,2-Dichloroethane	0.77	U	5.0	0.77
75-35-4	1,1-Dichloroethene	0.90	U	5.0	0.90
526-73-8	1,2,3-Trimethylbenzene	1.8	U	5.0	1.8
78-87-5	1,2-Dichloropropane	0.85	U	5.0	0.85
95-63-6	1,2,4-Trimethylbenzene	1.0	U	5.0	1.0
591-78-6	2-Hexanone	4.1	U	20	4.1
79-34-5	1,1,2,2-Tetrachloroethane	1.4	U	5.0	1.4
67-64-1	Acetone	21	U	25	21
71-43-2	Benzene	0.70	U	5.0	0.70
75-25-2	Bromoform	2.4	U	5.0	2.4
74-83-9	Bromomethane	0.99	U	5.0	0.99
75-15-0	Carbon disulfide	1.2	U	5.0	1.2
56-23-5	Carbon tetrachloride	3.3	U	5.0	3.3
71-55-6	1,1,1-Trichloroethane	0.82	U	5.0	0.82
108-90-7	Chlorobenzene	0.92	U	5.0	0.92
142-28-9	1,3-Dichloropropane	0.99	U	5.0	0.99
75-00-3	Chloroethane	1.2	U	5.0	1.2
96-12-8	1,2-Dibromo-3-Chloropropane	3.6	U	10	3.6
67-66-3	Chloroform	0.79	U	5.0	0.79
74-87-3	Chloromethane	1.0	U	5.0	1.0
156-59-2	cis-1,2-Dichloroethene	0.65	U	5.0	0.65
10061-01-5	cis-1,3-Dichloropropene	1.4	U	5.0	1.4
75-27-4	Bromodichloromethane	0.68	U	5.0	0.68
76-13-1	1,1,2-Trichloro-1,2,2-trifluoroethane	1.3	U	5.0	1.3
75-71-8	Dichlorodifluoromethane	0.94	U	5.0	0.94
120-82-1	1,2,4-Trichlorobenzene	0.621	J	5.0	0.57
100-41-4	Ethylbenzene	1.0	U	5.0	1.0
106-93-4	1,2-Dibromoethane	0.77	U	5.0	0.77
594-20-7	2,2-Dichloropropane	1.2	U	5.0	1.2
95-50-1	1,2-Dichlorobenzene	1.1	U	5.0	1.1

FORM I
GC/MS VOA ORGANICS ANALYSIS DATA SHEET

Lab Name: Eurofins TestAmerica, Canton Job No.: 240-124062-1

SDG No.:

Client Sample ID: Lab Sample ID: MB 240-417546/7

Matrix: Solid Lab File ID: UX88059.D

Analysis Method: 8260B Date Collected:

Sample wt/vol: 5(g) Date Analyzed: 12/28/2019 07:52

Soil Aliquot Vol: Dilution Factor: 1

Soil Extract Vol.: GC Column: DB-624 ID: 0.18(mm)

% Moisture: Level: (low/med) Low

Analysis Batch No.: 417546 Units: ug/Kg

CAS NO.	COMPOUND NAME	RESULT	Q	RL	MDL
541-73-1	1,3-Dichlorobenzene	0.82	U	5.0	0.82
106-46-7	1,4-Dichlorobenzene	0.88	U	5.0	0.88
110-75-8	2-Chloroethyl vinyl ether	8.9	U	50	8.9
98-82-8	Isopropylbenzene	0.83	U	5.0	0.83
95-49-8	2-Chlorotoluene	0.95	U	5.0	0.95
78-93-3	2-Butanone (MEK)	3.6	U	20	3.6
108-10-1	4-Methyl-2-pentanone (MIBK)	3.7	U	20	3.7
108-86-1	Bromobenzene	1.2	U	5.0	1.2
1634-04-4	Methyl tert-butyl ether	0.82	U	5.0	0.82
74-97-5	Bromochloromethane	0.59	U	5.0	0.59
75-09-2	Methylene Chloride	12	U	25	12
106-43-4	4-Chlorotoluene	0.86	U	5.0	0.86
99-87-6	p-Isopropyltoluene	2.9	U	5.0	2.9
100-42-5	Styrene	1.2	U	5.0	1.2
179601-23-1	m-Xylene & p-Xylene	0.78	U	10	0.78
95-47-6	o-Xylene	0.86	U	5.0	0.86
87-68-3	Hexachlorobutadiene	3.7	U	5.0	3.7
127-18-4	Tetrachloroethene	0.73	U	5.0	0.73
74-95-3	Dibromomethane	0.67	U	5.0	0.67
108-88-3	Toluene	0.77	U	5.0	0.77
108-20-3	Diisopropyl ether	0.76	U	10	0.76
91-20-3	Naphthalene	2.7	U	5.0	2.7
156-60-5	trans-1,2-Dichloroethene	0.47	U	5.0	0.47
104-51-8	n-Butylbenzene	3.5	U	5.0	3.5
10061-02-6	trans-1,3-Dichloropropene	1.0	U	5.0	1.0
103-65-1	N-Propylbenzene	0.73	U	5.0	0.73
79-01-6	Trichloroethene	0.63	U	5.0	0.63
135-98-8	sec-Butylbenzene	0.86	U	5.0	0.86
75-69-4	Trichlorofluoromethane	1.1	U	5.0	1.1
994-05-8	Tert-amyl methyl ether	2.2	U	5.0	2.2
637-92-3	Ethyl tert-butyl ether	2.3	U	5.0	2.3
98-06-6	tert-Butylbenzene	0.91	U	5.0	0.91
75-01-4	Vinyl chloride	0.84	U	5.0	0.84
108-05-4	Vinyl acetate	2.1	U	10	2.1
75-65-0	tert-Butyl alcohol	17	U	200	17
1330-20-7	Xylenes, Total	1.6	U	10	1.6

FORM I
GC/MS VOA ORGANICS ANALYSIS DATA SHEET

Lab Name: Eurofins TestAmerica, Canton Job No.: 240-124062-1

SDG No.:

Client Sample ID: Lab Sample ID: MB 240-417546/7

Matrix: Solid Lab File ID: UX88059.D

Analysis Method: 8260B Date Collected:

Sample wt/vol: 5(g) Date Analyzed: 12/28/2019 07:52

Soil Aliquot Vol: Dilution Factor: 1

Soil Extract Vol.: GC Column: DB-624 ID: 0.18(mm)

% Moisture: Level: (low/med) Low

Analysis Batch No.: 417546 Units: ug/Kg

CAS NO.	COMPOUND NAME	RESULT	Q	RL	MDL
124-48-1	Dibromochloromethane	2.8	U	5.0	2.8

CAS NO.	SURROGATE	%REC	Q	LIMITS
17060-07-0	1,2-Dichloroethane-d4 (Surr)	84		59-120
460-00-4	4-Bromofluorobenzene (Surr)	100		51-127
2037-26-5	Toluene-d8 (Surr)	89		64-124
1868-53-7	Dibromofluoromethane (Surr)	78		56-122

FORM I
GC/MS VOA ORGANICS ANALYSIS DATA SHEET
TENTATIVELY IDENTIFIED COMPOUNDS

Lab Name: Eurofins TestAmerica, Canton Job No.: 240-124062-1

SDG No.:

Client Sample ID: Lab Sample ID: MB 240-417546/7

Matrix: Solid Lab File ID: UX88059.D

Analysis Method: 8260B Date Collected:

Sample wt/vol: 5(g) Date Analyzed: 12/28/2019 07:52

Soil Aliquot Vol: Dilution Factor: 1

Soil Extract Vol.: GC Column: DB-624 ID: 0.18(mm)

% Moisture: Level: (low/med) Low

Analysis Batch No.: 417546 Units: ug/Kg

Number TICs Found: 0 TIC Result Total: 0

CAS NO.	COMPOUND NAME	RT	RESULT	Q	MATCH QUALITY
	Tentatively Identified Compound		None		

FORM IV
GC/MS VOA METHOD BLANK SUMMARY

Lab Name: Eurofins TestAmerica, Canton Job No.: 240-124062-1

SDG No.:

Lab File ID: UX88092.D Lab Sample ID: MB 240-417563/7

Matrix: Solid Heated Purge:(Y/N) Y

Instrument ID: A3UX8 Date Analyzed: 12/29/2019 04:36

GC Column: DB-624 ID: 0.18(mm)

THIS METHOD BLANK APPLIES TO THE FOLLOWING SAMPLES:

CLIENT SAMPLE ID	LAB SAMPLE ID	LAB FILE ID	DATE ANALYZED
	LCS 240-417563/6	UX88091.D	12/29/2019 04:14
E-SB-DUP-01	240-124062-3	UX88100.D	12/29/2019 07:33
E-SB-DUP-01 MS	240-124062-3 MS	UX88101.D	12/29/2019 07:56
E-SB-DUP-01 MSD	240-124062-3 MSD	UX88102.D	12/29/2019 08:18
E-SB-1791-0-1	240-124062-4	UX88104.D	12/29/2019 09:03

FORM I
GC/MS VOA ORGANICS ANALYSIS DATA SHEET

Lab Name: Eurofins TestAmerica, Canton Job No.: 240-124062-1

SDG No.:

Client Sample ID: Lab Sample ID: MB 240-417563/7

Matrix: Solid Lab File ID: UX88092.D

Analysis Method: 8260B Date Collected:

Sample wt/vol: 5(g) Date Analyzed: 12/29/2019 04:36

Soil Aliquot Vol: Dilution Factor: 1

Soil Extract Vol.: GC Column: DB-624 ID: 0.18(mm)

% Moisture: Level: (low/med) Low

Analysis Batch No.: 417563 Units: ug/Kg

CAS NO.	COMPOUND NAME	RESULT	Q	RL	MDL
630-20-6	1,1,1,2-Tetrachloroethane	3.0	U	5.0	3.0
563-58-6	1,1-Dichloropropene	0.99	U	5.0	0.99
75-34-3	1,1-Dichloroethane	0.69	U	5.0	0.69
87-61-6	1,2,3-Trichlorobenzene	0.57	U	5.0	0.57
96-18-4	1,2,3-Trichloropropane	1.6	U	5.0	1.6
107-06-2	1,2-Dichloroethane	0.77	U	5.0	0.77
75-35-4	1,1-Dichloroethene	0.90	U	5.0	0.90
526-73-8	1,2,3-Trimethylbenzene	1.8	U	5.0	1.8
78-87-5	1,2-Dichloropropane	0.85	U	5.0	0.85
95-63-6	1,2,4-Trimethylbenzene	1.0	U	5.0	1.0
591-78-6	2-Hexanone	4.1	U	20	4.1
79-34-5	1,1,2,2-Tetrachloroethane	1.4	U	5.0	1.4
67-64-1	Acetone	21	U	25	21
71-43-2	Benzene	0.70	U	5.0	0.70
75-25-2	Bromoform	2.4	U	5.0	2.4
74-83-9	Bromomethane	0.99	U	5.0	0.99
75-15-0	Carbon disulfide	1.2	U	5.0	1.2
56-23-5	Carbon tetrachloride	3.3	U	5.0	3.3
71-55-6	1,1,1-Trichloroethane	0.82	U	5.0	0.82
108-90-7	Chlorobenzene	0.92	U	5.0	0.92
142-28-9	1,3-Dichloropropane	0.99	U	5.0	0.99
75-00-3	Chloroethane	1.2	U	5.0	1.2
96-12-8	1,2-Dibromo-3-Chloropropane	3.6	U	10	3.6
67-66-3	Chloroform	0.79	U	5.0	0.79
74-87-3	Chloromethane	1.0	U	5.0	1.0
156-59-2	cis-1,2-Dichloroethene	0.65	U	5.0	0.65
10061-01-5	cis-1,3-Dichloropropene	1.4	U	5.0	1.4
75-27-4	Bromodichloromethane	0.68	U	5.0	0.68
76-13-1	1,1,2-Trichloro-1,2,2-trifluoroethane	1.3	U	5.0	1.3
75-71-8	Dichlorodifluoromethane	0.94	U	5.0	0.94
120-82-1	1,2,4-Trichlorobenzene	0.57	U	5.0	0.57
100-41-4	Ethylbenzene	1.0	U	5.0	1.0
106-93-4	1,2-Dibromoethane	0.77	U	5.0	0.77
594-20-7	2,2-Dichloropropane	1.2	U	5.0	1.2
95-50-1	1,2-Dichlorobenzene	1.1	U	5.0	1.1

FORM I
GC/MS VOA ORGANICS ANALYSIS DATA SHEET

Lab Name: Eurofins TestAmerica, Canton Job No.: 240-124062-1

SDG No.:

Client Sample ID: Lab Sample ID: MB 240-417563/7

Matrix: Solid Lab File ID: UX88092.D

Analysis Method: 8260B Date Collected:

Sample wt/vol: 5(g) Date Analyzed: 12/29/2019 04:36

Soil Aliquot Vol: Dilution Factor: 1

Soil Extract Vol.: GC Column: DB-624 ID: 0.18(mm)

% Moisture: Level: (low/med) Low

Analysis Batch No.: 417563 Units: ug/Kg

CAS NO.	COMPOUND NAME	RESULT	Q	RL	MDL
541-73-1	1,3-Dichlorobenzene	0.82	U	5.0	0.82
106-46-7	1,4-Dichlorobenzene	0.88	U	5.0	0.88
110-75-8	2-Chloroethyl vinyl ether	8.9	U	50	8.9
98-82-8	Isopropylbenzene	0.83	U	5.0	0.83
95-49-8	2-Chlorotoluene	0.95	U	5.0	0.95
78-93-3	2-Butanone (MEK)	3.6	U	20	3.6
108-10-1	4-Methyl-2-pentanone (MIBK)	3.7	U	20	3.7
108-86-1	Bromobenzene	1.2	U	5.0	1.2
1634-04-4	Methyl tert-butyl ether	0.82	U	5.0	0.82
74-97-5	Bromochloromethane	0.59	U	5.0	0.59
75-09-2	Methylene Chloride	12	U	25	12
106-43-4	4-Chlorotoluene	0.86	U	5.0	0.86
99-87-6	p-Isopropyltoluene	2.9	U	5.0	2.9
100-42-5	Styrene	1.2	U	5.0	1.2
179601-23-1	m-Xylene & p-Xylene	0.78	U	10	0.78
95-47-6	o-Xylene	0.86	U	5.0	0.86
87-68-3	Hexachlorobutadiene	3.7	U	5.0	3.7
127-18-4	Tetrachloroethene	0.73	U	5.0	0.73
74-95-3	Dibromomethane	0.67	U	5.0	0.67
108-88-3	Toluene	0.77	U	5.0	0.77
108-20-3	Diisopropyl ether	0.76	U	10	0.76
91-20-3	Naphthalene	2.7	U	5.0	2.7
156-60-5	trans-1,2-Dichloroethene	0.47	U	5.0	0.47
104-51-8	n-Butylbenzene	3.5	U	5.0	3.5
10061-02-6	trans-1,3-Dichloropropene	1.0	U	5.0	1.0
103-65-1	N-Propylbenzene	0.73	U	5.0	0.73
79-01-6	Trichloroethene	0.63	U	5.0	0.63
135-98-8	sec-Butylbenzene	0.86	U	5.0	0.86
75-69-4	Trichlorofluoromethane	1.1	U	5.0	1.1
994-05-8	Tert-amyl methyl ether	2.2	U	5.0	2.2
637-92-3	Ethyl tert-butyl ether	2.3	U	5.0	2.3
98-06-6	tert-Butylbenzene	0.91	U	5.0	0.91
75-01-4	Vinyl chloride	0.84	U	5.0	0.84
108-05-4	Vinyl acetate	2.1	U	10	2.1
75-65-0	tert-Butyl alcohol	17	U	200	17
1330-20-7	Xylenes, Total	1.6	U	10	1.6

FORM I
GC/MS VOA ORGANICS ANALYSIS DATA SHEET

Lab Name: Eurofins TestAmerica, Canton Job No.: 240-124062-1

SDG No.:

Client Sample ID: Lab Sample ID: MB 240-417563/7

Matrix: Solid Lab File ID: UX88092.D

Analysis Method: 8260B Date Collected:

Sample wt/vol: 5(g) Date Analyzed: 12/29/2019 04:36

Soil Aliquot Vol: Dilution Factor: 1

Soil Extract Vol.: GC Column: DB-624 ID: 0.18(mm)

% Moisture: Level: (low/med) Low

Analysis Batch No.: 417563 Units: ug/Kg

CAS NO.	COMPOUND NAME	RESULT	Q	RL	MDL
124-48-1	Dibromochloromethane	2.8	U	5.0	2.8

CAS NO.	SURROGATE	%REC	Q	LIMITS
17060-07-0	1,2-Dichloroethane-d4 (Surr)	85		59-120
460-00-4	4-Bromofluorobenzene (Surr)	94		51-127
2037-26-5	Toluene-d8 (Surr)	84		64-124
1868-53-7	Dibromofluoromethane (Surr)	77		56-122

FORM I
GC/MS VOA ORGANICS ANALYSIS DATA SHEET
TENTATIVELY IDENTIFIED COMPOUNDS

Lab Name: Eurofins TestAmerica, Canton Job No.: 240-124062-1

SDG No.:

Client Sample ID: Lab Sample ID: MB 240-417563/7

Matrix: Solid Lab File ID: UX88092.D

Analysis Method: 8260B Date Collected:

Sample wt/vol: 5(g) Date Analyzed: 12/29/2019 04:36

Soil Aliquot Vol: Dilution Factor: 1

Soil Extract Vol.: GC Column: DB-624 ID: 0.18(mm)

% Moisture: Level: (low/med) Low

Analysis Batch No.: 417563 Units: ug/Kg

Number TICs Found: 0 TIC Result Total: 0

CAS NO.	COMPOUND NAME	RT	RESULT	Q	MATCH QUALITY
	Tentatively Identified Compound		None		

FORM IV
GC/MS VOA METHOD BLANK SUMMARY

Lab Name: Eurofins TestAmerica, Canton Job No.: 240-124062-1

SDG No.:

Lab File ID: UXR3196.D Lab Sample ID: MB 240-417660/7

Matrix: Water Heated Purge:(Y/N) N

Instrument ID: A3UX17 Date Analyzed: 12/30/2019 12:35

GC Column: DB-624 ID: 0.18(mm)

THIS METHOD BLANK APPLIES TO THE FOLLOWING SAMPLES:

CLIENT SAMPLE ID	LAB SAMPLE ID	LAB FILE ID	DATE ANALYZED
	LCS 240-417660/4	UXR3193.D	12/30/2019 11:23
TB-121719	240-124062-1	UXR3210.D	12/30/2019 18:08
	240-124181-E-19 MS	UXR3215.D	12/30/2019 20:07
	240-124181-F-19 MSD	UXR3216.D	12/30/2019 20:31

FORM I
GC/MS VOA ORGANICS ANALYSIS DATA SHEET

Lab Name: Eurofins TestAmerica, Canton Job No.: 240-124062-1

SDG No.:

Client Sample ID: Lab Sample ID: MB 240-417660/7

Matrix: Water Lab File ID: UXR3196.D

Analysis Method: 8260B Date Collected:

Sample wt/vol: 5(mL) Date Analyzed: 12/30/2019 12:35

Soil Aliquot Vol: Dilution Factor: 1

Soil Extract Vol.: GC Column: DB-624 ID: 0.18(mm)

% Moisture: Level: (low/med) Low

Analysis Batch No.: 417660 Units: ug/L

CAS NO.	COMPOUND NAME	RESULT	Q	RL	MDL
630-20-6	1,1,1,2-Tetrachloroethane	0.14	U	1.0	0.14
563-58-6	1,1-Dichloropropene	0.14	U	1.0	0.14
75-34-3	1,1-Dichloroethane	0.17	U	1.0	0.17
87-61-6	1,2,3-Trichlorobenzene	0.54	U	1.0	0.54
96-18-4	1,2,3-Trichloropropane	0.24	U	1.0	0.24
107-06-2	1,2-Dichloroethane	0.21	U	1.0	0.21
75-35-4	1,1-Dichloroethene	0.19	U	1.0	0.19
526-73-8	1,2,3-Trimethylbenzene	0.14	U	5.0	0.14
78-87-5	1,2-Dichloropropane	0.15	U	1.0	0.15
95-63-6	1,2,4-Trimethylbenzene	0.070	U	1.0	0.070
591-78-6	2-Hexanone	0.54	U	10	0.54
79-34-5	1,1,2,2-Tetrachloroethane	0.13	U	1.0	0.13
67-64-1	Acetone	5.4	U	10	5.4
71-43-2	Benzene	0.13	U	1.0	0.13
75-25-2	Bromoform	0.76	U	1.0	0.76
74-83-9	Bromomethane	0.42	U	1.0	0.42
75-15-0	Carbon disulfide	0.28	U	1.0	0.28
56-23-5	Carbon tetrachloride	0.26	U	1.0	0.26
71-55-6	1,1,1-Trichloroethane	0.24	U	1.0	0.24
108-90-7	Chlorobenzene	0.14	U	1.0	0.14
142-28-9	1,3-Dichloropropane	0.21	U	1.0	0.21
75-00-3	Chloroethane	0.83	U	1.0	0.83
96-12-8	1,2-Dibromo-3-Chloropropane	0.91	U	2.0	0.91
67-66-3	Chloroform	0.13	U	1.0	0.13
74-87-3	Chloromethane	0.20	U	1.0	0.20
156-59-2	cis-1,2-Dichloroethene	0.16	U	1.0	0.16
10061-01-5	cis-1,3-Dichloropropene	0.61	U	1.0	0.61
75-27-4	Bromodichloromethane	0.17	U	1.0	0.17
76-13-1	1,1,2-Trichlorotrifluoroethane	0.41	U	1.0	0.41
75-71-8	Dichlorodifluoromethane	0.35	U	1.0	0.35
120-82-1	1,2,4-Trichlorobenzene	0.26	U	1.0	0.26
100-41-4	Ethylbenzene	0.11	U	1.0	0.11
106-93-4	1,2-Dibromoethane	0.12	U	1.0	0.12
594-20-7	2,2-Dichloropropane	0.31	U	1.0	0.31
95-50-1	1,2-Dichlorobenzene	0.15	U	1.0	0.15
541-73-1	1,3-Dichlorobenzene	0.15	U	1.0	0.15

FORM I
GC/MS VOA ORGANICS ANALYSIS DATA SHEET

Lab Name: Eurofins TestAmerica, Canton Job No.: 240-124062-1

SDG No.:

Client Sample ID: Lab Sample ID: MB 240-417660/7

Matrix: Water Lab File ID: UXR3196.D

Analysis Method: 8260B Date Collected:

Sample wt/vol: 5(mL) Date Analyzed: 12/30/2019 12:35

Soil Aliquot Vol: Dilution Factor: 1

Soil Extract Vol.: GC Column: DB-624 ID: 0.18(mm)

% Moisture: Level: (low/med) Low

Analysis Batch No.: 417660 Units: ug/L

CAS NO.	COMPOUND NAME	RESULT	Q	RL	MDL
106-46-7	1,4-Dichlorobenzene	0.16	U	1.0	0.16
110-75-8	2-Chloroethyl vinyl ether	0.26	U	10	0.26
98-82-8	Isopropylbenzene	0.090	U	1.0	0.090
95-49-8	2-Chlorotoluene	0.15	U	1.0	0.15
78-93-3	2-Butanone (MEK)	1.2	U	10	1.2
108-10-1	4-Methyl-2-pentanone (MIBK)	0.42	U	10	0.42
108-86-1	Bromobenzene	0.12	U	1.0	0.12
1634-04-4	Methyl tert-butyl ether	0.070	U	1.0	0.070
74-97-5	Bromochloromethane	0.14	U	1.0	0.14
75-09-2	Methylene Chloride	2.6	U	5.0	2.6
106-43-4	4-Chlorotoluene	0.090	U	1.0	0.090
99-87-6	4-Isopropyltoluene	0.13	U	1.0	0.13
100-42-5	Styrene	0.10	U	1.0	0.10
179601-23-1	m-Xylene & p-Xylene	0.080	U	2.0	0.080
95-47-6	o-Xylene	0.090	U	1.0	0.090
87-68-3	Hexachlorobutadiene	0.83	U	1.0	0.83
127-18-4	Tetrachloroethene	0.15	U	1.0	0.15
74-95-3	Dibromomethane	0.090	U	1.0	0.090
108-88-3	Toluene	0.14	U	1.0	0.14
108-20-3	Diisopropyl ether	0.17	U	10	0.17
91-20-3	Naphthalene	0.32	U	1.0	0.32
156-60-5	trans-1,2-Dichloroethene	0.19	U	1.0	0.19
104-51-8	n-Butylbenzene	0.14	U	1.0	0.14
10061-02-6	trans-1,3-Dichloropropene	0.67	U	1.0	0.67
103-65-1	N-Propylbenzene	0.15	U	1.0	0.15
79-01-6	Trichloroethene	0.10	U	1.0	0.10
135-98-8	sec-Butylbenzene	0.13	U	1.0	0.13
75-69-4	Trichlorofluoromethane	0.45	U	1.0	0.45
994-05-8	Tert-amyl methyl ether	0.11	U	5.0	0.11
637-92-3	Ethyl tert-butyl ether	0.15	U	5.0	0.15
98-06-6	tert-Butylbenzene	0.14	U	1.0	0.14
75-01-4	Vinyl chloride	0.20	U	1.0	0.20
108-05-4	Vinyl acetate	0.19	U	2.0	0.19
75-65-0	tert-Butyl alcohol	1.7	U	40	1.7
1330-20-7	Xylenes, Total	0.15	U	2.0	0.15
124-48-1	Chlorodibromomethane	0.39	U	1.0	0.39

FORM I
GC/MS VOA ORGANICS ANALYSIS DATA SHEET

Lab Name: Eurofins TestAmerica, Canton Job No.: 240-124062-1

SDG No.:

Client Sample ID: Lab Sample ID: MB 240-417660/7

Matrix: Water Lab File ID: UXR3196.D

Analysis Method: 8260B Date Collected:

Sample wt/vol: 5(mL) Date Analyzed: 12/30/2019 12:35

Soil Aliquot Vol: Dilution Factor: 1

Soil Extract Vol.: GC Column: DB-624 ID: 0.18(mm)

% Moisture: Level: (low/med) Low

Analysis Batch No.: 417660 Units: ug/L

CAS NO.	SURROGATE	%REC	Q	LIMITS
17060-07-0	1,2-Dichloroethane-d4 (Surr)	103		75-130
460-00-4	4-Bromofluorobenzene (Surr)	74		47-134
2037-26-5	Toluene-d8 (Surr)	96		69-122
1868-53-7	Dibromofluoromethane (Surr)	113		78-129

FORM IV
GC/MS VOA METHOD BLANK SUMMARY

Lab Name: Eurofins TestAmerica, Canton Job No.: 240-124062-1

SDG No.:

Lab File ID: UXR3224.D Lab Sample ID: MB 240-417817/7

Matrix: Water Heated Purge:(Y/N) N

Instrument ID: A3UX17 Date Analyzed: 12/31/2019 13:28

GC Column: DB-624 ID: 0.18(mm)

THIS METHOD BLANK APPLIES TO THE FOLLOWING SAMPLES:

CLIENT SAMPLE ID	LAB SAMPLE ID	LAB FILE ID	DATE ANALYZED
	LCS 240-417817/4	UXR3221.D	12/31/2019 12:16
WC-W-PILES-121719	240-124062-7	UXR3226.D	12/31/2019 14:15
WC-W-PILES-121719 MS	240-124062-7 MS	UXR3245.D	12/31/2019 21:47
WC-W-PILES-121719 MSD	240-124062-7 MSD	UXR3246.D	12/31/2019 22:11

FORM I
GC/MS VOA ORGANICS ANALYSIS DATA SHEET

Lab Name: Eurofins TestAmerica, Canton Job No.: 240-124062-1

SDG No.:

Client Sample ID: Lab Sample ID: MB 240-417817/7

Matrix: Water Lab File ID: UXR3224.D

Analysis Method: 8260B Date Collected:

Sample wt/vol: 5(mL) Date Analyzed: 12/31/2019 13:28

Soil Aliquot Vol: Dilution Factor: 1

Soil Extract Vol.: GC Column: DB-624 ID: 0.18(mm)

% Moisture: Level: (low/med) Low

Analysis Batch No.: 417817 Units: ug/L

CAS NO.	COMPOUND NAME	RESULT	Q	RL	MDL
630-20-6	1,1,1,2-Tetrachloroethane	0.14	U	1.0	0.14
563-58-6	1,1-Dichloropropene	0.14	U	1.0	0.14
75-34-3	1,1-Dichloroethane	0.17	U	1.0	0.17
87-61-6	1,2,3-Trichlorobenzene	0.54	U	1.0	0.54
96-18-4	1,2,3-Trichloropropane	0.24	U	1.0	0.24
107-06-2	1,2-Dichloroethane	0.21	U	1.0	0.21
75-35-4	1,1-Dichloroethene	0.19	U	1.0	0.19
526-73-8	1,2,3-Trimethylbenzene	0.14	U	5.0	0.14
78-87-5	1,2-Dichloropropane	0.15	U	1.0	0.15
95-63-6	1,2,4-Trimethylbenzene	0.070	U	1.0	0.070
591-78-6	2-Hexanone	0.54	U	10	0.54
79-34-5	1,1,2,2-Tetrachloroethane	0.13	U	1.0	0.13
67-64-1	Acetone	5.4	U	10	5.4
71-43-2	Benzene	0.13	U	1.0	0.13
75-25-2	Bromoform	0.76	U	1.0	0.76
74-83-9	Bromomethane	0.42	U	1.0	0.42
75-15-0	Carbon disulfide	0.28	U	1.0	0.28
56-23-5	Carbon tetrachloride	0.26	U	1.0	0.26
71-55-6	1,1,1-Trichloroethane	0.24	U	1.0	0.24
108-90-7	Chlorobenzene	0.14	U	1.0	0.14
142-28-9	1,3-Dichloropropane	0.21	U	1.0	0.21
75-00-3	Chloroethane	0.83	U	1.0	0.83
96-12-8	1,2-Dibromo-3-Chloropropane	0.91	U	2.0	0.91
67-66-3	Chloroform	0.13	U	1.0	0.13
74-87-3	Chloromethane	0.20	U	1.0	0.20
156-59-2	cis-1,2-Dichloroethene	0.16	U	1.0	0.16
10061-01-5	cis-1,3-Dichloropropene	0.61	U	1.0	0.61
75-27-4	Bromodichloromethane	0.17	U	1.0	0.17
76-13-1	1,1,2-Trichlorotrifluoroethane	0.41	U	1.0	0.41
75-71-8	Dichlorodifluoromethane	0.35	U	1.0	0.35
120-82-1	1,2,4-Trichlorobenzene	0.26	U	1.0	0.26
100-41-4	Ethylbenzene	0.11	U	1.0	0.11
106-93-4	1,2-Dibromoethane	0.12	U	1.0	0.12
594-20-7	2,2-Dichloropropane	0.31	U	1.0	0.31
95-50-1	1,2-Dichlorobenzene	0.15	U	1.0	0.15
541-73-1	1,3-Dichlorobenzene	0.15	U	1.0	0.15

FORM I
GC/MS VOA ORGANICS ANALYSIS DATA SHEET

Lab Name: Eurofins TestAmerica, Canton Job No.: 240-124062-1

SDG No.:

Client Sample ID: Lab Sample ID: MB 240-417817/7

Matrix: Water Lab File ID: UXR3224.D

Analysis Method: 8260B Date Collected:

Sample wt/vol: 5(mL) Date Analyzed: 12/31/2019 13:28

Soil Aliquot Vol: Dilution Factor: 1

Soil Extract Vol.: GC Column: DB-624 ID: 0.18(mm)

% Moisture: Level: (low/med) Low

Analysis Batch No.: 417817 Units: ug/L

CAS NO.	COMPOUND NAME	RESULT	Q	RL	MDL
106-46-7	1,4-Dichlorobenzene	0.16	U	1.0	0.16
110-75-8	2-Chloroethyl vinyl ether	0.26	U	10	0.26
98-82-8	Isopropylbenzene	0.090	U	1.0	0.090
95-49-8	2-Chlorotoluene	0.15	U	1.0	0.15
78-93-3	2-Butanone (MEK)	1.2	U	10	1.2
108-10-1	4-Methyl-2-pentanone (MIBK)	0.42	U	10	0.42
108-86-1	Bromobenzene	0.12	U	1.0	0.12
1634-04-4	Methyl tert-butyl ether	0.070	U	1.0	0.070
74-97-5	Bromochloromethane	0.14	U	1.0	0.14
75-09-2	Methylene Chloride	2.6	U	5.0	2.6
106-43-4	4-Chlorotoluene	0.090	U	1.0	0.090
99-87-6	4-Isopropyltoluene	0.13	U	1.0	0.13
100-42-5	Styrene	0.10	U	1.0	0.10
179601-23-1	m-Xylene & p-Xylene	0.080	U	2.0	0.080
95-47-6	o-Xylene	0.090	U	1.0	0.090
87-68-3	Hexachlorobutadiene	0.83	U	1.0	0.83
127-18-4	Tetrachloroethene	0.15	U	1.0	0.15
74-95-3	Dibromomethane	0.090	U	1.0	0.090
108-88-3	Toluene	0.14	U	1.0	0.14
108-20-3	Diisopropyl ether	0.17	U	10	0.17
91-20-3	Naphthalene	0.32	U	1.0	0.32
156-60-5	trans-1,2-Dichloroethene	0.19	U	1.0	0.19
104-51-8	n-Butylbenzene	0.14	U	1.0	0.14
10061-02-6	trans-1,3-Dichloropropene	0.67	U	1.0	0.67
103-65-1	N-Propylbenzene	0.15	U	1.0	0.15
79-01-6	Trichloroethene	0.10	U	1.0	0.10
135-98-8	sec-Butylbenzene	0.13	U	1.0	0.13
75-69-4	Trichlorofluoromethane	0.45	U	1.0	0.45
994-05-8	Tert-amyl methyl ether	0.11	U	5.0	0.11
637-92-3	Ethyl tert-butyl ether	0.15	U	5.0	0.15
98-06-6	tert-Butylbenzene	0.14	U	1.0	0.14
75-01-4	Vinyl chloride	0.20	U	1.0	0.20
108-05-4	Vinyl acetate	0.19	U	2.0	0.19
75-65-0	tert-Butyl alcohol	1.7	U	40	1.7
1330-20-7	Xylenes, Total	0.15	U	2.0	0.15
124-48-1	Chlorodibromomethane	0.39	U	1.0	0.39

FORM I
GC/MS VOA ORGANICS ANALYSIS DATA SHEET

Lab Name: Eurofins TestAmerica, Canton Job No.: 240-124062-1

SDG No.:

Client Sample ID: Lab Sample ID: MB 240-417817/7

Matrix: Water Lab File ID: UXR3224.D

Analysis Method: 8260B Date Collected:

Sample wt/vol: 5(mL) Date Analyzed: 12/31/2019 13:28

Soil Aliquot Vol: Dilution Factor: 1

Soil Extract Vol.: GC Column: DB-624 ID: 0.18(mm)

% Moisture: Level: (low/med) Low

Analysis Batch No.: 417817 Units: ug/L

CAS NO.	SURROGATE	%REC	Q	LIMITS
17060-07-0	1,2-Dichloroethane-d4 (Surr)	114		75-130
460-00-4	4-Bromofluorobenzene (Surr)	81		47-134
2037-26-5	Toluene-d8 (Surr)	101		69-122
1868-53-7	Dibromofluoromethane (Surr)	113		78-129

FORM V
GC/MS VOA INSTRUMENT PERFORMANCE CHECK
BROMOFLUOROBENZENE (BFB)

Lab Name: Eurofins TestAmerica, Canton Job No.: 240-124062-1

SDG No.:

Lab File ID: BFB2536.D BFB Injection Date: 06/11/2019

Instrument ID: A3UX17 BFB Injection Time: 17:04

Analysis Batch No.: 385628

M/E	ION ABUNDANCE CRITERIA	% RELATIVE ABUNDANCE	
50	15.0 - 40.0 % of mass 95	22.0	
75	30.0 - 60.0 % of mass 95	50.2	
95	Base Peak, 100% relative abundance	100.0	
96	5.0 - 9.0 % of mass 95	6.5	
173	Less than 2.0 % of mass 174	0.7	(0.8) 1
174	50.0 - 120.00 % of mass 95	85.3	
175	5.0 - 9.0 % of mass 174	6.5	(7.6) 1
176	95.0 - 101.0 % of mass 174	81.1	(95.1) 1
177	5.0 - 9.0 % of mass 176	4.9	(6.0) 2

1-Value is % mass 174 2-Value is % mass 176

THIS CHECK APPLIES TO THE FOLLOWING SAMPLES, MS, MSD, BLANKS AND STANDARDS:

CLIENT SAMPLE ID	LAB SAMPLE ID	LAB FILE ID	DATE ANALYZED	TIME ANALYZED
	STD8260 240-385628/2	UXR8410.D	06/11/2019	17:37
	STD8260 240-385628/3	UXR8411.D	06/11/2019	18:01
	STD8260 240-385628/4	UXR8412.D	06/11/2019	18:25
	STD8260 240-385628/5	UXR8413.D	06/11/2019	18:49
	STD8260 240-385628/6	UXR8414.D	06/11/2019	19:12
	STD8260 240-385628/7	UXR8415.D	06/11/2019	19:36
	STD8260 240-385628/8	UXR8416.D	06/11/2019	20:00
	ICV 240-385628/9	UXR8417.D	06/11/2019	20:24
	STDA9 240-385628/10	UXR8418.D	06/11/2019	20:48
	STDA9 240-385628/11	UXR8419.D	06/11/2019	21:11
	STDA9 240-385628/12	UXR8420.D	06/11/2019	21:35
	STDA9 240-385628/13	UXR8421.D	06/11/2019	21:59
	STDA9 240-385628/14	UXR8422.D	06/11/2019	22:23
	STDA9 240-385628/15	UXR8423.D	06/11/2019	22:47
	STDA9 240-385628/16	UXR8424.D	06/11/2019	23:10
	ICV 240-385628/17	UXR8425.D	06/11/2019	23:34

FORM VI
GC/MS VOA BY INTERNAL STANDARD - INITIAL CALIBRATION DATA
CURVE EVALUATION

Lab Name: Eurofins TestAmerica, Canton Job No.: 240-124062-1 Analy Batch No.: 385628

SDG No.:

Instrument ID: A3UX17 GC Column: DB-624 ID: 0.18(mm) Heated Purge: (Y/N) N

Calibration Start Date: 06/11/2019 17:37 Calibration End Date: 06/11/2019 20:00 Calibration ID: 51508

Calibration Files:

LEVEL:	LAB SAMPLE ID:	LAB FILE ID:
Level 1	STD8260 240-385628/8	UXR8416.D
Level 2	STD8260 240-385628/7	UXR8415.D
Level 3	STD8260 240-385628/6	UXR8414.D
Level 4	STD8260 240-385628/5	UXR8413.D
Level 5	STD8260 240-385628/4	UXR8412.D
Level 6	STD8260 240-385628/3	UXR8411.D
Level 7	STD8260 240-385628/2	UXR8410.D

ANALYTE	RRF					CURVE TYPE	COEFFICIENT			#	MIN RRF	%RSD	#	MAX %RSD	R^2 OR COD	#	MIN R^2 OR COD
	LVL 1 LVL 6	LVL 2 LVL 7	LVL 3	LVL 4	LVL 5		B	M1	M2								
Dichlorodifluoromethane	0.3814 0.3532	0.3395 0.3605	0.3599	0.3105	0.3412	Ave		0.3495				6.3		15.0			
Chloromethane	0.4007 0.4068	0.4329 0.3901	0.3933	0.4102	0.3878	Ave		0.4031			0.1000	3.9		15.0			
Vinyl chloride	0.3795 0.3444	0.3357 0.3348	0.3408	0.3313	0.3270	Ave		0.3419				5.1		15.0			
Butadiene	0.3929 0.3717	0.4039 0.3801	0.3842	0.3604	0.3646	Ave		0.3797				4.1		15.0			
Bromomethane	0.2290 0.1759	0.1897 0.1764	0.1922	0.2036	0.1867	Ave		0.1934				9.5		15.0			
Chloroethane	0.2218 0.1894	0.1915 0.1874	0.2022	0.1914	0.1930	Ave		0.1967				6.1		15.0			
Dichlorofluoromethane	0.5083 0.4578	0.4711 0.4525	0.4694	0.4695	0.4521	Ave		0.4687				4.1		15.0			
Trichlorofluoromethane	0.5004 0.4763	0.4788 0.4757	0.4636	0.4428	0.4495	Ave		0.4696				4.1		15.0			
Ethyl ether	0.2410 0.2099	0.2278 0.2178	0.2409	0.2393	0.2342	Ave		0.2301				5.3		15.0			
Acrolein	0.0365 0.0381	0.0372 0.0370	0.0348	0.0360	0.0353	Ave		0.0364				3.2		15.0			
1,1-Dichloroethene	0.2755 0.2247	0.2519 0.2347	0.2402	0.2420	0.2502	Ave		0.2456				6.6		15.0			
1,1,2-Trichlorotrifluoroethane	0.1862 0.1741	0.1832 0.1820	0.1810	0.1844	0.1860	Ave		0.1824				2.3		15.0			
Acetone	0.1068 0.0518	0.0874 0.0559	0.0693	0.0616	0.0566	Lin1	0.1148	0.0525							0.9960		0.9900
Iodomethane	0.3913 0.3201	0.3386 0.3380	0.3390	0.3528	0.3529	Ave		0.3475				6.4		15.0			

Note: The M1 coefficient is the same as Ave RRF for an Ave curve type.

FORM VI
GC/MS VOA BY INTERNAL STANDARD - INITIAL CALIBRATION DATA
CURVE EVALUATION

Lab Name: Eurofins TestAmerica, Canton Job No.: 240-124062-1 Analy Batch No.: 385628

SDG No.:

Instrument ID: A3UX17 GC Column: DB-624 ID: 0.18(mm) Heated Purge: (Y/N) N

Calibration Start Date: 06/11/2019 17:37 Calibration End Date: 06/11/2019 20:00 Calibration ID: 51508

ANALYTE	RRF					CURVE TYPE	COEFFICIENT			#	MIN RRF	%RSD	#	MAX %RSD	R^2 OR COD	#	MIN R^2 OR COD
	LVL 1 LVL 6	LVL 2 LVL 7	LVL 3	LVL 4	LVL 5		B	M1	M2								
Carbon disulfide	0.7267 0.6377	0.6667 0.7062	0.6729	0.6931	0.6892	Ave		0.6846				4.2		15.0			
3-Chloro-1-propene	0.1383 0.1328	0.1361 0.1406	0.1284	0.1266	0.1458	Ave		0.1355				5.0		15.0			
Methyl acetate	0.1679 0.1480	0.1722 0.1571	0.1699	0.1731	0.1662	Ave		0.1649				5.6		15.0			
Methylene Chloride	0.4207 0.2399	0.3253 0.2487	0.2883	0.2963	0.2692	Lin1	0.1856	0.2420							0.9980		0.9900
tert-Butyl alcohol	0.0109 0.0104	0.0112 0.0074	0.0086	0.0112	0.0097	Ave		0.0099				14.7		15.0			
Acrylonitrile	0.0901 0.0786	0.0864 0.0821	0.0884	0.0865	0.0872	Ave		0.0856				4.6		15.0			
Methyl tert-butyl ether	0.5421 0.4982	0.5268 0.5261	0.5228	0.5444	0.5404	Ave		0.5287				3.0		15.0			
trans-1,2-Dichloroethene	0.2873 0.2381	0.2478 0.2444	0.2477	0.2745	0.2582	Ave		0.2569				7.0		15.0			
Hexane	0.0653 0.0644	0.0601 0.0714	0.0653	0.0627	0.0724	Ave		0.0659				6.8		15.0			
1,1-Dichloroethane	0.5082 0.4391	0.4756 0.4635	0.4896	0.5053	0.4961	Ave		0.4825			0.1000	5.2		15.0			
Vinyl acetate	0.3307 0.3746	0.3338 0.4109	0.3638	0.3651	0.3820	Ave		0.3658				7.6		15.0			
2,2-Dichloropropane	0.0571 0.0467	0.0554 0.0464	0.0476	0.0473	0.0493	Ave		0.0500				8.8		15.0			
cis-1,2-Dichloroethene	0.3113 0.2528	0.2882 0.2740	0.2803	0.2853	0.2865	Ave		0.2826				6.2		15.0			
2-Butanone (MEK)	0.1049 0.0814	0.0903 0.0817	0.0788	0.0863	0.0848	Ave		0.0869				10.1		15.0			
Bromochloromethane	0.1303 0.1104	0.1195 0.1188	0.1190	0.1251	0.1236	Ave		0.1210				5.2		15.0			
Tetrahydrofuran	0.0544 0.0480	0.0541 0.0512	0.0496	0.0484	0.0523	Ave		0.0512				5.1		15.0			
Chloroform	0.5107 0.4292	0.4565 0.4574	0.4817	0.4954	0.4870	Ave		0.4740				5.9		15.0			
1,1,1-Trichloroethane	0.3608 0.3295	0.3202 0.3467	0.3569	0.3504	0.3638	Ave		0.3469				4.7		15.0			
Cyclohexane	0.4185 0.4942	0.4283 0.5237	0.4926	0.4651	0.5331	Ave		0.4794				9.2		15.0			
1,1-Dichloropropene	0.3401 0.3309	0.3335 0.3461	0.3536	0.3582	0.3653	Ave		0.3468				3.7		15.0			

Note: The M1 coefficient is the same as Ave RRF for an Ave curve type.

FORM VI
GC/MS VOA BY INTERNAL STANDARD - INITIAL CALIBRATION DATA
CURVE EVALUATION

Lab Name: Eurofins TestAmerica, Canton Job No.: 240-124062-1 Analy Batch No.: 385628

SDG No.:

Instrument ID: A3UX17 GC Column: DB-624 ID: 0.18(mm) Heated Purge: (Y/N) N

Calibration Start Date: 06/11/2019 17:37 Calibration End Date: 06/11/2019 20:00 Calibration ID: 51508

ANALYTE	RRF					CURVE TYPE	COEFFICIENT			#	MIN RRF	%RSD	#	MAX %RSD	R^2 OR COD	#	MIN R^2 OR COD
	LVL 1 LVL 6	LVL 2 LVL 7	LVL 3	LVL 4	LVL 5		B	M1	M2								
Carbon tetrachloride	0.3044 0.2939	0.2949 0.3211	0.3076	0.3012	0.3221	Ave		0.3064				3.7		15.0			
Isobutyl alcohol	0.0078 0.0073	0.0086 0.0058	0.0055	0.0077	0.0071	Qua	-0.105	0.0087	-0.000003						0.9970		0.9900
Benzene	1.1330 0.9969	1.0820 1.0657	1.1171	1.1332	1.1098	Ave		1.0911				4.5		15.0			
1,2-Dichloroethane	0.4472 0.3752	0.4047 0.3943	0.3991	0.4194	0.4070	Ave		0.4067				5.5		15.0			
n-Heptane	0.0600 0.0650	0.0508 0.0669	0.0589	0.0601	0.0706	Ave		0.0617				10.4		15.0			
Trichloroethene	0.2777 0.2395	0.2731 0.2551	0.2802	0.2727	0.2693	Ave		0.2668				5.4		15.0			
Methylcyclohexane	0.3482 0.3996	0.3444 0.4345	0.3926	0.3750	0.4345	Ave		0.3898				9.4		15.0			
1,2-Dichloropropane	0.3019 0.2507	0.2614 0.2584	0.2705	0.2816	0.2658	Ave		0.2700				6.3		15.0			
Dibromomethane	0.1607 0.1286	0.1372 0.1370	0.1405	0.1472	0.1447	Ave		0.1423				7.1		15.0			
1,4-Dioxane	0.0021 0.0026	0.0023 +++++	0.0020	0.0027	0.0023	Ave		0.0023				12.6		15.0			
Bromodichloromethane	0.2978 0.3019	0.2918 0.3332	0.3132	0.3160	0.3187	Ave		0.3104				4.6		15.0			
2-Chloroethyl vinyl ether	0.1095 0.1289	0.0984 0.1428	0.1092	0.1213	0.1369	Ave		0.1210				13.4		15.0			
cis-1,3-Dichloropropene	0.2862 0.3345	0.2727 0.3643	0.3086	0.3219	0.3375	Ave		0.3180				9.9		15.0			
4-Methyl-2-pentanone (MIBK)	0.1270 0.1684	0.1464 0.1861	0.1576	0.1603	0.1804	Ave		0.1609				12.5		15.0			
Toluene	1.4622 1.5224	1.5290 1.6536	1.6223	1.5882	1.6875	Ave		1.5807				5.1		15.0			
trans-1,3-Dichloropropene	0.3506 0.4016	0.3333 0.4619	0.3726	0.3748	0.4262	Ave		0.3887				11.5		15.0			
Ethyl methacrylate	0.2538 0.3227	0.2544 0.3692	0.2737	0.2855	0.3287	Ave		0.2983				14.5		15.0			
1,1,2-Trichloroethane	0.3201 0.2632	0.2826 0.2852	0.2952	0.3059	0.3028	Ave		0.2936				6.3		15.0			
Tetrachloroethene	0.3319 0.2803	0.3226 0.3116	0.3141	0.3131	0.3340	Ave		0.3154				5.7		15.0			
1,3-Dichloropropane	0.5785 0.4795	0.5294 0.5207	0.5495	0.5215	0.5418	Ave		0.5316				5.7		15.0			

Note: The M1 coefficient is the same as Ave RRF for an Ave curve type.

FORM VI
GC/MS VOA BY INTERNAL STANDARD - INITIAL CALIBRATION DATA
CURVE EVALUATION

Lab Name: Eurofins TestAmerica, Canton Job No.: 240-124062-1 Analy Batch No.: 385628

SDG No.:

Instrument ID: A3UX17 GC Column: DB-624 ID: 0.18(mm) Heated Purge: (Y/N) N

Calibration Start Date: 06/11/2019 17:37 Calibration End Date: 06/11/2019 20:00 Calibration ID: 51508

ANALYTE	RRF					CURVE TYPE	COEFFICIENT			#	MIN RRF	%RSD	#	MAX %RSD	R^2 OR COD	#	MIN R^2 OR COD
	LVL 1 LVL 6	LVL 2 LVL 7	LVL 3	LVL 4	LVL 5		B	M1	M2								
2-Hexanone	0.1190 0.1521	0.1156 0.1740	0.1460	0.1462	0.1624	Ave		0.1450				14.7		15.0			
Chlorodibromomethane	0.2446 0.2640	0.2532 0.3169	0.2649	0.2791	0.2990	Ave		0.2745				9.4		15.0			
1,2-Dibromoethane	0.2610 0.2534	0.2533 0.2779	0.2676	0.2678	0.2833	Ave		0.2663				4.3		15.0			
Chlorobenzene	1.0991 0.9129	1.0431 1.0105	0.9864	1.0319	1.0400	Ave		1.0177			0.3000	5.7		15.0			
1,1,1,2-Tetrachloroethane	0.3266 0.2965	0.3082 0.3352	0.3395	0.3135	0.3394	Ave		0.3227				5.2		15.0			
Ethylbenzene	0.4480 0.5098	0.4843 0.5456	0.4961	0.5231	0.5683	Ave		0.5108				7.8		15.0			
m-Xylene & p-Xylene	0.5488 0.6313	0.5794 0.7017	0.6446	0.6512	0.7043	Ave		0.6374				9.1		15.0			
o-Xylene	0.4367 0.5958	0.5291 0.6552	0.6006	0.5980	0.6702	Ave		0.5836				13.6		15.0			
Styrene	0.8124 1.0515	0.8425 1.1515	1.0382	1.0503	1.1390	Ave		1.0122				13.2		15.0			
Bromoform	0.1201 0.1486	0.1580 0.1801	0.1516	0.1523	0.1538	Ave		0.1521			0.1000	11.6		15.0			
Isopropylbenzene	1.2463 1.6134	1.3660 1.8059	1.5332	1.6088	1.7412	Ave		1.5593				12.7		15.0			
1,1,2,2-Tetrachloroethane	0.5699 0.5355	0.6126 0.5562	0.5936	0.5848	0.6184	Ave		0.5816			0.3000	5.1		15.0			
Bromobenzene	0.7449 0.7066	0.7148 0.7400	0.7281	0.7577	0.7905	Ave		0.7404				3.8		15.0			
1,2,3-Trichloropropane	0.1945 0.1864	0.2042 0.2017	0.2013	0.1974	0.2102	Ave		0.1994				3.8		15.0			
trans-1,4-Dichloro-2-butene	0.1391 0.1810	0.1977 0.2034	0.1531	0.1826	0.2105	Ave		0.1811				14.6		15.0			
N-Propylbenzene	0.6023 0.8066	0.6540 0.8493	0.7976	0.8115	0.8870	Ave		0.7726				13.5		15.0			
2-Chlorotoluene	0.6364 0.6679	0.6277 0.7078	0.6881	0.7245	0.7549	Ave		0.6868				6.7		15.0			
1,3,5-Trimethylbenzene	1.7680 2.6198	2.1940 2.7778	2.5705	2.6373	2.8574	Lin1	-0.983	2.7876							0.9990		0.9900
4-Chlorotoluene	0.5963 0.7101	0.7407 0.7505	0.7730	0.7649	0.8224	Ave		0.7368				9.6		15.0			
tert-Butylbenzene	1.6775 2.1212	1.7220 2.2399	1.9496	2.0173	2.3206	Ave		2.0069				12.2		15.0			

Note: The M1 coefficient is the same as Ave RRF for an Ave curve type.

FORM VI
GC/MS VOA BY INTERNAL STANDARD - INITIAL CALIBRATION DATA
CURVE EVALUATION

Lab Name: Eurofins TestAmerica, Canton Job No.: 240-124062-1 Analy Batch No.: 385628

SDG No.:

Instrument ID: A3UX17 GC Column: DB-624 ID: 0.18(mm) Heated Purge: (Y/N) N

Calibration Start Date: 06/11/2019 17:37 Calibration End Date: 06/11/2019 20:00 Calibration ID: 51508

ANALYTE	RRF					CURVE TYPE	COEFFICIENT			#	MIN RRF	%RSD	#	MAX %RSD	R^2 OR COD	#	MIN R^2 OR COD
	LVL 1 LVL 6	LVL 2 LVL 7	LVL 3	LVL 4	LVL 5		B	M1	M2								
1,2,4-Trimethylbenzene	1.8650 2.7058	2.3084 2.8947	2.6065	2.7969	3.0320	Lin1	-0.995	2.9034							0.9980		0.9900
sec-Butylbenzene	2.2995 3.0120	2.6400 3.2183	2.8522	2.9166	3.3740	Ave		2.9018				12.3		15.0			
1,3-Dichlorobenzene	1.3945 1.3861	1.5207 1.4444	1.5047	1.5791	1.6203	Ave		1.4928				6.0		15.0			
4-Isopropyltoluene	1.8134 2.5811	2.1179 2.7275	2.4397	2.5583	2.8643	Ave		2.4432				14.9		15.0			
1,4-Dichlorobenzene	1.6440 1.4284	1.6328 1.5041	1.6000	1.6597	1.6602	Ave		1.5899				5.6		15.0			
n-Butylbenzene	1.6182 2.2463	1.7711 2.3833	1.9359	2.1301	2.4211	Ave		2.0723				14.8		15.0			
1,2-Dichlorobenzene	1.4780 1.3118	1.4320 1.3461	1.4233	1.4674	1.5037	Ave		1.4232				5.0		15.0			
1,2-Dibromo-3-Chloropropane	0.0766 0.0782	0.0784 0.0879	0.0651	0.0770	0.0844	Ave		0.0783				9.2		15.0			
1,2,4-Trichlorobenzene	0.6336 0.7725	0.6893 0.8266	0.6866	0.7103	0.8189	Ave		0.7340				10.0		15.0			
Hexachlorobutadiene	0.5398 0.3907	0.4447 0.3963	0.4132	0.4423	0.4550	Ave		0.4403				11.5		15.0			
Naphthalene	0.8186 1.6356	0.8743 1.8442	1.1273	1.2006	1.6068	Lin1	-1.617	1.7921							0.9920		0.9900
1,2,3-Trichlorobenzene	0.6361 0.7522	0.6429 0.7626	0.6762	0.7357	0.8361	Ave		0.7203				10.1		15.0			
Dibromofluoromethane (Surr)	0.2307 0.2391	0.2265 0.2404	0.2332	0.2389	0.2304	Ave		0.2342				2.3		15.0			
1,2-Dichloroethane-d4 (Surr)	0.3485 0.3192	0.3613 0.3250	0.3433	0.3465	0.3046	Ave		0.3355				5.9		15.0			
Toluene-d8 (Surr)	1.0951 1.3757	1.2077 1.4160	1.3147	1.3327	1.3299	Ave		1.2960				8.4		15.0			
4-Bromofluorobenzene (Surr)	0.3782 0.5236	0.4392 0.5379	0.4930	0.4847	0.5028	Ave		0.4799				11.4		15.0			

Note: The M1 coefficient is the same as Ave RRF for an Ave curve type.

FORM VI
GC/MS VOA BY INTERNAL STANDARD - INITIAL CALIBRATION DATA
RESPONSE AND CONCENTRATION

Lab Name: Eurofins TestAmerica, Canton Job No.: 240-124062-1 Analy Batch No.: 385628

SDG No.:

Instrument ID: A3UX17 GC Column: DB-624 ID: 0.18(mm) Heated Purge: (Y/N) N

Calibration Start Date: 06/11/2019 17:37 Calibration End Date: 06/11/2019 20:00 Calibration ID: 51508

Calibration Files:

LEVEL:	LAB SAMPLE ID:	LAB FILE ID:
Level 1	STD8260 240-385628/8	UXR8416.D
Level 2	STD8260 240-385628/7	UXR8415.D
Level 3	STD8260 240-385628/6	UXR8414.D
Level 4	STD8260 240-385628/5	UXR8413.D
Level 5	STD8260 240-385628/4	UXR8412.D
Level 6	STD8260 240-385628/3	UXR8411.D
Level 7	STD8260 240-385628/2	UXR8410.D

ANALYTE	IS REF	CURVE TYPE	RESPONSE					CONCENTRATION (UG/L)				
			LVL 1 LVL 6	LVL 2 LVL 7	LVL 3	LVL 4	LVL 5	LVL 1 LVL 6	LVL 2 LVL 7	LVL 3	LVL 4	LVL 5
Dichlorodifluoromethane	FB	Ave	64507 1268617	119860 2476004	258464	280838	625256	1.00 20.0	2.00 40.0	4.00	5.00	10.0
Chloromethane	FB	Ave	67774 1461109	152820 2678751	282409	371002	710673	1.00 20.0	2.00 40.0	4.00	5.00	10.0
Vinyl chloride	FB	Ave	64189 1237030	118524 2299345	244701	299622	599148	1.00 20.0	2.00 40.0	4.00	5.00	10.0
Butadiene	FB	Ave	66461 1334883	142594 2610578	275876	325927	668126	1.00 20.0	2.00 40.0	4.00	5.00	10.0
Bromomethane	FB	Ave	38742 631835	66974 1211662	137998	184145	342112	1.00 20.0	2.00 40.0	4.00	5.00	10.0
Chloroethane	FB	Ave	37516 680414	67614 1286980	145171	173088	353611	1.00 20.0	2.00 40.0	4.00	5.00	10.0
Dichlorofluoromethane	FB	Ave	85983 1644468	166303 3107566	337097	424630	828429	1.00 20.0	2.00 40.0	4.00	5.00	10.0
Trichlorofluoromethane	FB	Ave	84634 1710678	169033 3266898	332934	400443	823724	1.00 20.0	2.00 40.0	4.00	5.00	10.0
Ethyl ether	FB	Ave	40765 753796	80407 1496040	172996	216439	429216	1.00 20.0	2.00 40.0	4.00	5.00	10.0
Acrolein	FB	Ave	30861 684707	65726 1271872	124923	162734	323156	5.00 100	10.0 200	20.0	25.0	50.0
1,1-Dichloroethene	FB	Ave	46600 806911	88923 1611946	172504	218830	458558	1.00 20.0	2.00 40.0	4.00	5.00	10.0
1,1,2-Trichlorotrifluoroethane	FB	Ave	31490 625291	64673 1250091	129973	166755	340824	1.00 20.0	2.00 40.0	4.00	5.00	10.0
Acetone	FB	Lin1	36137 372375	61721 768442	99476	111481	207599	2.00 40.0	4.00 80.0	8.00	10.0	20.0
Iodomethane	FB	Ave	66178 1149721	119539 2320944	243465	319089	646705	1.00 20.0	2.00 40.0	4.00	5.00	10.0
Carbon disulfide	FB	Ave	122909 2290492	235359 4849842	483194	626780	1262893	1.00 20.0	2.00 40.0	4.00	5.00	10.0

FORM VI
GC/MS VOA BY INTERNAL STANDARD - INITIAL CALIBRATION DATA
RESPONSE AND CONCENTRATION

Lab Name: Eurofins TestAmerica, Canton Job No.: 240-124062-1 Analy Batch No.: 385628

SDG No.:

Instrument ID: A3UX17 GC Column: DB-624 ID: 0.18(mm) Heated Purge: (Y/N) N

Calibration Start Date: 06/11/2019 17:37 Calibration End Date: 06/11/2019 20:00 Calibration ID: 51508

ANALYTE	IS REF	CURVE TYPE	RESPONSE					CONCENTRATION (UG/L)				
			LVL 1 LVL 6	LVL 2 LVL 7	LVL 3	LVL 4	LVL 5	LVL 1 LVL 6	LVL 2 LVL 7	LVL 3	LVL 4	LVL 5
3-Chloro-1-propene	FB	Ave	23394 477003	48063 965733	92192	114515	267175	1.00 20.0	2.00 40.0	4.00	5.00	10.0
Methyl acetate	FB	Ave	56787 1062938	121593 2157169	244028	313110	609166	2.00 40.0	4.00 80.0	8.00	10.0	20.0
Methylene Chloride	FB	Lin1	71166 861669	114844 1707929	207045	267981	493349	1.00 20.0	2.00 40.0	4.00	5.00	10.0
tert-Butyl alcohol	FB	Ave	18508 372668	39392 507378	61505	101289	178174	10.0 200	20.0 400	40.0	50.0	100
Acrylonitrile	FB	Ave	152367 2823291	304975 5638398	634851	782545	1598662	10.0 200	20.0 400	40.0	50.0	100
Methyl tert-butyl ether	FB	Ave	91689 1789494	185953 3613067	375428	492303	990260	1.00 20.0	2.00 40.0	4.00	5.00	10.0
trans-1,2-Dichloroethene	FB	Ave	48601 855282	87495 1678615	177835	248253	473108	1.00 20.0	2.00 40.0	4.00	5.00	10.0
Hexane	FB	Ave	11045 231189	21223 490034	46900	56672	132656	1.00 20.0	2.00 40.0	4.00	5.00	10.0
1,1-Dichloroethane	FB	Ave	85962 1577223	167899 3182876	351589	456954	908980	1.00 20.0	2.00 40.0	4.00	5.00	10.0
Vinyl acetate	FB	Ave	55932 1345313	117820 2822126	261231	330216	699913	1.00 20.0	2.00 40.0	4.00	5.00	10.0
2,2-Dichloropropane	FB	Ave	9662 167637	19554 318872	34199	42799	90291	1.00 20.0	2.00 40.0	4.00	5.00	10.0
cis-1,2-Dichloroethene	FB	Ave	52650 908038	101747 1881596	201315	257971	525043	1.00 20.0	2.00 40.0	4.00	5.00	10.0
2-Butanone (MEK)	FB	Ave	35491 584472	63729 1122061	113198	156096	310821	2.00 40.0	4.00 80.0	8.00	10.0	20.0
Bromochloromethane	FB	Ave	22040 396423	42196 815604	85450	113112	226551	1.00 20.0	2.00 40.0	4.00	5.00	10.0
Tetrahydrofuran	FB	Ave	18413 344994	38216 703892	71223	87515	191578	2.00 40.0	4.00 80.0	8.00	10.0	20.0
Chloroform	FB	Ave	86388 1541518	161169 3140883	345926	448024	892368	1.00 20.0	2.00 40.0	4.00	5.00	10.0
1,1,1-Trichloroethane	FB	Ave	61031 1183624	113050 2380899	256273	316855	666591	1.00 20.0	2.00 40.0	4.00	5.00	10.0
Cyclohexane	FB	Ave	70792 1774937	151189 3596385	353729	420655	976937	1.00 20.0	2.00 40.0	4.00	5.00	10.0
1,1-Dichloropropene	FB	Ave	57527 1188509	117719 2376903	253919	323959	669412	1.00 20.0	2.00 40.0	4.00	5.00	10.0
Carbon tetrachloride	FB	Ave	51487 1055760	104091 2204866	220856	272347	590220	1.00 20.0	2.00 40.0	4.00	5.00	10.0
Isobutyl alcohol	CBNZ d5	Qua	23516 469102	52519 692186	70178	123989	225260	25.0 500	50.0 1000	100	125	250

FORM VI
GC/MS VOA BY INTERNAL STANDARD - INITIAL CALIBRATION DATA
RESPONSE AND CONCENTRATION

Lab Name: Eurofins TestAmerica, Canton Job No.: 240-124062-1 Analy Batch No.: 385628

SDG No.:

Instrument ID: A3UX17 GC Column: DB-624 ID: 0.18(mm) Heated Purge: (Y/N) N

Calibration Start Date: 06/11/2019 17:37 Calibration End Date: 06/11/2019 20:00 Calibration ID: 51508

ANALYTE	IS REF	CURVE TYPE	RESPONSE					CONCENTRATION (UG/L)				
			LVL 1 LVL 6	LVL 2 LVL 7	LVL 3	LVL 4	LVL 5	LVL 1 LVL 6	LVL 2 LVL 7	LVL 3	LVL 4	LVL 5
Benzene	FB	Ave	191632 3580478	381956 7318443	802209	1024763	2033550	1.00 20.0	2.00 40.0	4.00	5.00	10.0
1,2-Dichloroethane	FB	Ave	75635 1347535	142861 2707925	286584	379289	745794	1.00 20.0	2.00 40.0	4.00	5.00	10.0
n-Heptane	FB	Ave	10149 233615	17937 459181	42278	54315	129356	1.00 20.0	2.00 40.0	4.00	5.00	10.0
Trichloroethene	FB	Ave	46963 860299	96395 1751832	201242	246601	493505	1.00 20.0	2.00 40.0	4.00	5.00	10.0
Methylcyclohexane	FB	Ave	58896 1435254	121581 2984075	281920	339130	796114	1.00 20.0	2.00 40.0	4.00	5.00	10.0
1,2-Dichloropropane	FB	Ave	51066 900308	92273 1774489	194254	254673	487049	1.00 20.0	2.00 40.0	4.00	5.00	10.0
Dibromomethane	FB	Ave	27189 461752	48451 941143	100899	133132	265061	1.00 20.0	2.00 40.0	4.00	5.00	10.0
1,4-Dioxane	FB	Ave	7092 186326	16396 +++++	28282	49729	83603	20.0 400	40.0 +++++	80.0	100	200
Bromodichloromethane	FB	Ave	50370 1084209	103002 2288154	224907	285784	583903	1.00 20.0	2.00 40.0	4.00	5.00	10.0
2-Chloroethyl vinyl ether	FB	Ave	37026 925764	69459 1962028	156817	219452	501890	2.00 40.0	4.00 80.0	8.00	10.0	20.0
cis-1,3-Dichloropropene	FB	Ave	48401 1201461	96283 2501845	221604	291082	618462	1.00 20.0	2.00 40.0	4.00	5.00	10.0
4-Methyl-2-pentanone (MIBK)	FB	Ave	42952 1209779	103397 2556182	226399	289939	661267	2.00 40.0	4.00 80.0	8.00	10.0	20.0
Toluene	CBNZ d5	Ave	176669 3895146	374652 7958161	824876	1025973	2154041	1.00 20.0	2.00 40.0	4.00	5.00	10.0
trans-1,3-Dichloropropene	CBNZ d5	Ave	42361 1027547	81657 2223069	189445	242101	544014	1.00 20.0	2.00 40.0	4.00	5.00	10.0
Ethyl methacrylate	CBNZ d5	Ave	30661 825605	62344 1776902	139148	184437	419557	1.00 20.0	2.00 40.0	4.00	5.00	10.0
1,1,2-Trichloroethane	CBNZ d5	Ave	38677 673403	69245 1372682	150113	197588	386499	1.00 20.0	2.00 40.0	4.00	5.00	10.0
Tetrachloroethene	CBNZ d5	Ave	40101 717027	79035 1499784	159689	202280	426274	1.00 20.0	2.00 40.0	4.00	5.00	10.0
1,3-Dichloropropane	CBNZ d5	Ave	69898 1226905	129726 2506036	279388	336864	691557	1.00 20.0	2.00 40.0	4.00	5.00	10.0
2-Hexanone	CBNZ d5	Ave	28760 778439	56648 1674664	148454	188907	414493	2.00 40.0	4.00 80.0	8.00	10.0	20.0
Chlorodibromomethane	CBNZ d5	Ave	29554 675573	62037 1525161	134713	180281	381660	1.00 20.0	2.00 40.0	4.00	5.00	10.0
1,2-Dibromoethane	CBNZ d5	Ave	31537 648417	62068 1337338	136045	172986	361638	1.00 20.0	2.00 40.0	4.00	5.00	10.0

FORM VI
GC/MS VOA BY INTERNAL STANDARD - INITIAL CALIBRATION DATA
RESPONSE AND CONCENTRATION

Lab Name: Eurofins TestAmerica, Canton Job No.: 240-124062-1 Analy Batch No.: 385628

SDG No.:

Instrument ID: A3UX17 GC Column: DB-624 ID: 0.18(mm) Heated Purge: (Y/N) N

Calibration Start Date: 06/11/2019 17:37 Calibration End Date: 06/11/2019 20:00 Calibration ID: 51508

ANALYTE	IS REF	CURVE TYPE	RESPONSE					CONCENTRATION (UG/L)				
			LVL 1 LVL 6	LVL 2 LVL 7	LVL 3	LVL 4	LVL 5	LVL 1 LVL 6	LVL 2 LVL 7	LVL 3	LVL 4	LVL 5
Chlorobenzene	CBNZ d5	Ave	132805 2335588	255579 4863006	501558	666613	1327481	1.00 20.0	2.00 40.0	4.00	5.00	10.0
1,1,1,2-Tetrachloroethane	CBNZ d5	Ave	39457 758679	75523 1613321	172611	202546	433227	1.00 20.0	2.00 40.0	4.00	5.00	10.0
Ethylbenzene	CBNZ d5	Ave	54132 1304430	118675 2625786	252248	337933	725443	1.00 20.0	2.00 40.0	4.00	5.00	10.0
m-Xylene & p-Xylene	CBNZ d5	Ave	66308 1615205	141980 3377136	327779	420690	899057	1.00 20.0	2.00 40.0	4.00	5.00	10.0
o-Xylene	CBNZ d5	Ave	52769 1524293	129640 3153041	305396	386311	855424	1.00 20.0	2.00 40.0	4.00	5.00	10.0
Styrene	CBNZ d5	Ave	98156 2690255	206431 5541840	527860	678497	1453887	1.00 20.0	2.00 40.0	4.00	5.00	10.0
Bromoform	CBNZ d5	Ave	14512 380085	38707 866679	77073	98413	196275	1.00 20.0	2.00 40.0	4.00	5.00	10.0
Isopropylbenzene	CBNZ d5	Ave	150588 4127840	334710 8691256	779570	1039318	2222518	1.00 20.0	2.00 40.0	4.00	5.00	10.0
1,1,2,2-Tetrachloroethane	DCBd 4	Ave	37017 729011	80489 1470957	164911	201864	412733	1.00 20.0	2.00 40.0	4.00	5.00	10.0
Bromobenzene	DCBd 4	Ave	48381 961926	93909 1956973	202287	261544	527551	1.00 20.0	2.00 40.0	4.00	5.00	10.0
1,2,3-Trichloropropane	DCBd 4	Ave	12632 253771	26824 533351	55912	68129	140303	1.00 20.0	2.00 40.0	4.00	5.00	10.0
trans-1,4-Dichloro-2-butene	DCBd 4	Ave	9037 246369	25968 537989	42531	63038	140457	1.00 20.0	2.00 40.0	4.00	5.00	10.0
N-Propylbenzene	DCBd 4	Ave	39123 1097993	85919 2246139	221583	280098	591960	1.00 20.0	2.00 40.0	4.00	5.00	10.0
2-Chlorotoluene	DCBd 4	Ave	41339 909255	82461 1871886	191171	250065	503816	1.00 20.0	2.00 40.0	4.00	5.00	10.0
1,3,5-Trimethylbenzene	DCBd 4	Lin1	114838 3566251	288240 7346306	714102	910286	1906940	1.00 20.0	2.00 40.0	4.00	5.00	10.0
4-Chlorotoluene	DCBd 4	Ave	38734 966585	97315 1984812	214734	264005	548851	1.00 20.0	2.00 40.0	4.00	5.00	10.0
tert-Butylbenzene	DCBd 4	Ave	108961 2887571	226231 5923776	541619	696300	1548713	1.00 20.0	2.00 40.0	4.00	5.00	10.0
1,2,4-Trimethylbenzene	DCBd 4	Lin1	121136 3683345	303268 7655457	724104	965376	2023471	1.00 20.0	2.00 40.0	4.00	5.00	10.0
sec-Butylbenzene	DCBd 4	Ave	149360 4100206	346846 8511268	792377	1006692	2251713	1.00 20.0	2.00 40.0	4.00	5.00	10.0
1,3-Dichlorobenzene	DCBd 4	Ave	90577 1886869	199787 3819907	418020	545036	1081355	1.00 20.0	2.00 40.0	4.00	5.00	10.0
4-Isopropyltoluene	DCBd 4	Ave	117786 3513614	278244 7213350	677762	883040	1911581	1.00 20.0	2.00 40.0	4.00	5.00	10.0

FORM VI
GC/MS VOA BY INTERNAL STANDARD - INITIAL CALIBRATION DATA
RESPONSE AND CONCENTRATION

Lab Name: Eurofins TestAmerica, Canton Job No.: 240-124062-1 Analy Batch No.: 385628

SDG No.:

Instrument ID: A3UX17 GC Column: DB-624 ID: 0.18(mm) Heated Purge: (Y/N) N

Calibration Start Date: 06/11/2019 17:37 Calibration End Date: 06/11/2019 20:00 Calibration ID: 51508

ANALYTE	IS REF	CURVE TYPE	RESPONSE					CONCENTRATION (UG/L)				
			LVL 1 LVL 6	LVL 2 LVL 7	LVL 3	LVL 4	LVL 5	LVL 1 LVL 6	LVL 2 LVL 7	LVL 3	LVL 4	LVL 5
1,4-Dichlorobenzene	DCBd 4	Ave	106781 1944524	214519 3977831	444502	572876	1107986	1.00 20.0	2.00 40.0	4.00	5.00	10.0
n-Butylbenzene	DCBd 4	Ave	105109 3057877	232683 6302964	537824	735232	1615817	1.00 20.0	2.00 40.0	4.00	5.00	10.0
1,2-Dichlorobenzene	DCBd 4	Ave	96002 1785735	188135 3560042	395418	506484	1003564	1.00 20.0	2.00 40.0	4.00	5.00	10.0
1,2-Dibromo-3-Chloropropane	DCBd 4	Ave	4978 106515	10306 232580	18080	26583	56349	1.00 20.0	2.00 40.0	4.00	5.00	10.0
1,2,4-Trichlorobenzene	DCBd 4	Ave	41155 1051592	90553 2186184	190757	245169	546546	1.00 20.0	2.00 40.0	4.00	5.00	10.0
Hexachlorobutadiene	DCBd 4	Ave	35063 531786	58420 1048199	114781	152669	303677	1.00 20.0	2.00 40.0	4.00	5.00	10.0
Naphthalene	DCBd 4	Lin1	53168 2226488	114863 4877293	313179	414415	1072320	1.00 20.0	2.00 40.0	4.00	5.00	10.0
1,2,3-Trichlorobenzene	DCBd 4	Ave	41317 1023954	84465 2016908	187868	253927	557998	1.00 20.0	2.00 40.0	4.00	5.00	10.0
Dibromofluoromethane (Surr)	FB	Ave	39028 858871	79950 1651180	167466	216033	422100	1.00 20.0	2.00 40.0	4.00	5.00	10.0
1,2-Dichloroethane-d4 (Surr)	FB	Ave	58951 1146449	127531 2231889	246492	313361	558133	1.00 20.0	2.00 40.0	4.00	5.00	10.0
Toluene-d8 (Surr)	CBNZ d5	Ave	132316 3519672	295907 6814862	668465	860963	1697521	1.00 20.0	2.00 40.0	4.00	5.00	10.0
4-Bromofluorobenzene (Surr)	CBNZ d5	Ave	45699 1339738	107617 2588879	250690	313145	641849	1.00 20.0	2.00 40.0	4.00	5.00	10.0

Curve Type Legend:

Ave = Average ISTD
Lin1 = Linear 1/conc ISTD
Qua = Quadratic ISTD

FORM VI
GC/MS VOA BY INTERNAL STANDARD - INITIAL CALIBRATION DATA
CURVE EVALUATION

Lab Name: Eurofins TestAmerica, Canton Job No.: 240-124062-1 Analy Batch No.: 385628

SDG No.:

Instrument ID: A3UX17 GC Column: DB-624 ID: 0.18(mm) Heated Purge: (Y/N) N

Calibration Start Date: 06/11/2019 20:48 Calibration End Date: 06/11/2019 23:10 Calibration ID: 51510

Calibration Files:

LEVEL:	LAB SAMPLE ID:	LAB FILE ID:
Level 1	STDA9 240-385628/16	UXR8424.D
Level 2	STDA9 240-385628/15	UXR8423.D
Level 3	STDA9 240-385628/14	UXR8422.D
Level 4	STDA9 240-385628/13	UXR8421.D
Level 5	STDA9 240-385628/12	UXR8420.D
Level 6	STDA9 240-385628/11	UXR8419.D
Level 7	STDA9 240-385628/10	UXR8418.D

ANALYTE	RRF					CURVE TYPE	COEFFICIENT			#	MIN RRF	%RSD	#	MAX %RSD	R^2 OR COD	#	MIN R^2 OR COD
	LVL 1 LVL 6	LVL 2 LVL 7	LVL 3	LVL 4	LVL 5		B	M1	M2								
Acetonitrile	0.0291 0.0295	0.0255 0.0262	0.0250	0.0291	0.0275	Ave		0.0274				6.8		15.0			
Diisopropyl ether	0.1741 0.2351	0.1769 0.2307	0.1861	0.2082	0.2067	Ave		0.2025				12.2		15.0			
2-Chloro-1,3-butadiene	0.4028 0.5370	0.4120 0.5398	0.4481	0.4697	0.4952	Ave		0.4721				11.7		15.0			
Ethyl tert-butyl ether	0.5522 0.7826	0.5903 0.7666	0.6281	0.6966	0.7080	Ave		0.6749				13.0		15.0			
Ethyl acetate	0.1843 0.2416	0.1826 0.2240	0.1973	0.2190	0.2213	Ave		0.2100				10.6		15.0			
Propionitrile	0.0284 0.0362	0.0280 0.0326	0.0301	0.0343	0.0337	Ave		0.0319				9.8		15.0			
Methacrylonitrile	0.1390 0.1725	0.1359 0.1619	0.1495	0.1634	0.1638	Ave		0.1551				8.9		15.0			
Tert-amyl methyl ether	0.3881 0.5791	0.4287 0.5514	0.4807	0.5296	0.5225	Ave		0.4972				13.8		15.0			
n-Butanol	0.0030 0.0066	0.0049 +++++	0.0039	0.0054	0.0060	Qua	-0.084	0.0056	0.0000024						0.9980		0.9900
Ethyl acrylate	0.1950 0.3146	0.2020 0.3090	0.2160	0.2613	0.2734	Lin1	-0.190	0.3109							0.9960		0.9900
Methyl methacrylate	0.1324 0.2410	0.1622 0.2303	0.1771	0.2076	0.2125	Lin1	-0.268	0.2354							0.9980		0.9900
2-Nitropropane	0.0430 0.0481	0.0354 0.0501	0.0360	0.0443	0.0402	Ave		0.0425				13.3		15.0			
n-Butyl acetate	0.0756 0.1797	0.0962 0.1870	0.1123	0.1408	0.1479	Lin1	-0.166	0.1846							0.9930		0.9900
1-Chlorohexane	0.2861 0.4537	0.2993 0.4609	0.3391	0.3576	0.3788	Lin1	-0.288	0.4554							0.9950		0.9900

Note: The M1 coefficient is the same as Ave RRF for an Ave curve type.

FORM VI
GC/MS VOA BY INTERNAL STANDARD - INITIAL CALIBRATION DATA
CURVE EVALUATION

Lab Name: Eurofins TestAmerica, Canton Job No.: 240-124062-1 Analy Batch No.: 385628

SDG No.:

Instrument ID: A3UX17 GC Column: DB-624 ID: 0.18(mm) Heated Purge: (Y/N) N

Calibration Start Date: 06/11/2019 20:48 Calibration End Date: 06/11/2019 23:10 Calibration ID: 51510

ANALYTE	RRF					CURVE TYPE	COEFFICIENT			#	MIN RRF	%RSD	#	MAX %RSD	R^2 OR COD	#	MIN R^2 OR COD
	LVL 1 LVL 6	LVL 2 LVL 7	LVL 3	LVL 4	LVL 5		B	M1	M2								
Cyclohexanone	0.0105 0.0169	0.0130 +++++	0.0107	0.0142	0.0146	Qua	-0.027	0.0127	0.0000220						0.9990		0.9900
Pentachloroethane	0.1637 0.2048	0.1577 0.2055	0.1693	0.1783	0.1884	Ave		0.1811				10.6		15.0			
1,2,3-Trimethylbenzene	2.0151 3.3020	2.1827 3.3819	2.4424	2.8120	2.9272	Lin1	-2.095	3.3593							0.9970		0.9900
Benzyl chloride	0.1308 0.2102	0.1404 0.2155	0.1371	0.1608	0.1681	Lin1	-0.148	0.2110							0.9910		0.9900
1,3,5-Trichlorobenzene	0.9158 1.1328	1.0506 1.0776	1.0941	1.1154	1.0440	Ave		1.0615				6.8		15.0			
2-Methylnaphthalene	0.4618 1.2997	0.4668 +++++	0.4987	0.6769	0.9058	Qua	-0.571	0.5186	0.0199241						0.9990		0.9900

Note: The M1 coefficient is the same as Ave RRF for an Ave curve type.

FORM VI
GC/MS VOA BY INTERNAL STANDARD - INITIAL CALIBRATION DATA
RESPONSE AND CONCENTRATION

Lab Name: Eurofins TestAmerica, Canton Job No.: 240-124062-1 Analy Batch No.: 385628

SDG No.:

Instrument ID: A3UX17 GC Column: DB-624 ID: 0.18(mm) Heated Purge: (Y/N) N

Calibration Start Date: 06/11/2019 20:48 Calibration End Date: 06/11/2019 23:10 Calibration ID: 51510

Calibration Files:

LEVEL:	LAB SAMPLE ID:	LAB FILE ID:
Level 1	STDA9 240-385628/16	UXR8424.D
Level 2	STDA9 240-385628/15	UXR8423.D
Level 3	STDA9 240-385628/14	UXR8422.D
Level 4	STDA9 240-385628/13	UXR8421.D
Level 5	STDA9 240-385628/12	UXR8420.D
Level 6	STDA9 240-385628/11	UXR8419.D
Level 7	STDA9 240-385628/10	UXR8418.D

ANALYTE	IS REF	CURVE TYPE	RESPONSE					CONCENTRATION (UG/L)				
			LVL 1 LVL 6	LVL 2 LVL 7	LVL 3	LVL 4	LVL 5	LVL 1 LVL 6	LVL 2 LVL 7	LVL 3	LVL 4	LVL 5
Acetonitrile	FB	Ave	48331 1065911	88234 1862954	179268	265317	502833	10.0 200	20.0 400	40.0	50.0	100
Diisopropyl ether	FB	Ave	28866 849976	61141 1643276	133279	189839	377464	1.00 20.0	2.00 40.0	4.00	5.00	10.0
2-Chloro-1,3-butadiene	FB	Ave	66796 1941308	142420 3844622	320953	428242	904215	1.00 20.0	2.00 40.0	4.00	5.00	10.0
Ethyl tert-butyl ether	FB	Ave	91571 2829190	204090 5460286	449879	635083	1292772	1.00 20.0	2.00 40.0	4.00	5.00	10.0
Ethyl acetate	FB	Ave	61129 1746927	126255 3191400	282636	399274	808002	2.00 40.0	4.00 80.0	8.00	10.0	20.0
Propionitrile	FB	Ave	47076 1310220	96831 2323626	215410	312473	616103	10.0 200	20.0 400	40.0	50.0	100
Methacrylonitrile	FB	Ave	230502 6236291	469982 11528700	1070794	1489388	2991625	10.0 200	20.0 400	40.0	50.0	100
Tert-amyl methyl ether	FB	Ave	64364 2093564	148220 3927228	344335	482856	954127	1.00 20.0	2.00 40.0	4.00	5.00	10.0
n-Butanol	CBNZ d5	Qua	8652 457664	29972 +++++	51893	90827	209088	25.0 500	50.0 +++++	100	125	250
Ethyl acrylate	FB	Lin1	32343 1137439	69832 2201252	154730	238181	499191	1.00 20.0	2.00 40.0	4.00	5.00	10.0
Methyl methacrylate	FB	Lin1	43905 1742625	112123 3281482	253714	378626	776000	2.00 40.0	4.00 80.0	8.00	10.0	20.0
2-Nitropropane	FB	Ave	14267 348119	24480 714298	51637	80741	146924	2.00 40.0	4.00 80.0	8.00	10.0	20.0
n-Butyl acetate	CBNZ d5	Lin1	8826 498581	23623 1020053	59868	95329	206429	1.00 20.0	2.00 40.0	4.00	5.00	10.0
1-Chlorohexane	CBNZ d5	Lin1	33388 1258610	73494 2514646	180696	242034	528649	1.00 20.0	2.00 40.0	4.00	5.00	10.0
Cyclohexanone	DCBd 4	Qua	5126 205188	12819 +++++	23078	38146	87509	10.0 200	20.0 +++++	40.0	50.0	100

FORM VI
GC/MS VOA BY INTERNAL STANDARD - INITIAL CALIBRATION DATA
RESPONSE AND CONCENTRATION

Lab Name: Eurofins TestAmerica, Canton Job No.: 240-124062-1 Analy Batch No.: 385628

SDG No.:

Instrument ID: A3UX17 GC Column: DB-624 ID: 0.18(mm) Heated Purge: (Y/N) N

Calibration Start Date: 06/11/2019 20:48 Calibration End Date: 06/11/2019 23:10 Calibration ID: 51510

ANALYTE	IS REF	CURVE TYPE	RESPONSE					CONCENTRATION (UG/L)				
			LVL 1 LVL 6	LVL 2 LVL 7	LVL 3	LVL 4	LVL 5	LVL 1 LVL 6	LVL 2 LVL 7	LVL 3	LVL 4	LVL 5
Pentachloroethane	CBNZ d5	Ave	38195 1136607	77417 2242015	180394	241361	525803	2.00 40.0	4.00 80.0	8.00	10.0	20.0
1,2,3-Trimethylbenzene	DCBd 4	Lin1	98176 4009333	215007 8307101	525207	755066	1749579	1.00 20.0	2.00 40.0	4.00	5.00	10.0
Benzyl chloride	DCBd 4	Lin1	6371 255231	13833 529241	29484	43190	100465	1.00 20.0	2.00 40.0	4.00	5.00	10.0
1,3,5-Trichlorobenzene	DCBd 4	Ave	44618 1375444	103486 2647074	235284	299499	624023	1.00 20.0	2.00 40.0	4.00	5.00	10.0
2-Methylnaphthalene	DCBd 4	Qua	44999 3156302	91965 +++++	214473	363494	1082820	2.00 40.0	4.00 +++++	8.00	10.0	20.0

Curve Type Legend:

Ave = Average ISTD
Lin1 = Linear 1/conc ISTD
Qua = Quadratic ISTD

FORM VII
GC/MS VOA CONTINUING CALIBRATION DATA

Lab Name: Eurofins TestAmerica, Canton Job No.: 240-124062-1

SDG No.:

Lab Sample ID: ICV 240-385628/9 Calibration Date: 06/11/2019 20:24

Instrument ID: A3UX17 Calib Start Date: 06/11/2019 17:37

GC Column: DB-624 ID: 0.18(mm) Calib End Date: 06/11/2019 20:00

Lab File ID: UXR8417.D Conc. Units: ng/uL Heated Purge: (Y/N) N

ANALYTE	CURVE TYPE	AVE RRF	RRF	MIN RRF	CALC AMOUNT	SPIKE AMOUNT	%D	MAX %D
Dichlorodifluoromethane	Ave	0.3495	0.3547		0.0102	0.0100	1.5	50.0
Chloromethane	Ave	0.4031	0.4098	0.1000	0.0102	0.0100	1.6	50.0
Vinyl chloride	Ave	0.3419	0.3533		0.0103	0.0100	3.3	20.0
Butadiene	Ave	0.3797	0.3552		0.00935	0.0100	-6.5	50.0
Bromomethane	Ave	0.1934	0.1842		0.00952	0.0100	-4.8	50.0
Chloroethane	Ave	0.1967	0.1930		0.00981	0.0100	-1.9	50.0
Dichlorofluoromethane	Ave	0.4687	0.5041		0.0108	0.0100	7.5	50.0
Trichlorofluoromethane	Ave	0.4696	0.4652		0.00991	0.0100	-0.9	50.0
Ethyl ether	Ave	0.2301	0.2453		0.0107	0.0100	6.6	50.0
Acrolein	Ave	0.0364	0.0387		0.0532	0.0500	6.3	50.0
1,1-Dichloroethene	Ave	0.2456	0.2522		0.0103	0.0100	2.7	20.0
1,1,2-Trichlorotrifluoroethane	Ave	0.1824	0.1976		0.0108	0.0100	8.3	50.0
Acetone	Lin1		0.0533		0.0181	0.0200	-9.5	50.0
Iodomethane	Ave	0.3475	0.3468		0.00998	0.0100	-0.2	50.0
Carbon disulfide	Ave	0.6846	0.6942		0.0101	0.0100	1.4	50.0
3-Chloro-1-propene	Ave	0.1355	0.1403		0.0103	0.0100	3.5	50.0
Methyl acetate	Ave	0.1649	0.1605		0.0195	0.0200	-2.7	50.0
Methylene Chloride	Lin1		0.2746		0.0106	0.0100	5.8	50.0
tert-Butyl alcohol	Ave	0.0099	0.0076		0.0768	0.100	-23.2	50.0
Acrylonitrile	Ave	0.0856	0.0867		0.101	0.100	1.2	50.0
Methyl tert-butyl ether	Ave	0.5287	0.5353		0.0101	0.0100	1.2	50.0
trans-1,2-Dichloroethene	Ave	0.2569	0.2695		0.0105	0.0100	4.9	50.0
Hexane	Ave	0.0659	0.0730		0.0111	0.0100	10.7	20.0
1,1-Dichloroethane	Ave	0.4825	0.4795	0.1000	0.00994	0.0100	-0.6	50.0
Vinyl acetate	Ave	0.3658	0.4519		0.0124	0.0100	23.5	50.0
2,2-Dichloropropane	Ave	0.0500	0.0482		0.00964	0.0100	-3.6	50.0
cis-1,2-Dichloroethene	Ave	0.2826	0.2779		0.00983	0.0100	-1.7	50.0
2-Butanone (MEK)	Ave	0.0869	0.0816		0.0188	0.0200	-6.1	50.0
Bromochloromethane	Ave	0.1210	0.1198		0.00990	0.0100	-1.0	50.0
Tetrahydrofuran	Ave	0.0512	0.0507		0.0198	0.0200	-0.8	50.0
Chloroform	Ave	0.4740	0.4816		0.0102	0.0100	1.6	20.0
1,1,1-Trichloroethane	Ave	0.3469	0.3637		0.0105	0.0100	4.8	50.0
Cyclohexane	Ave	0.4794	0.5317		0.0111	0.0100	10.9	50.0
1,1-Dichloropropene	Ave	0.3468	0.3599		0.0104	0.0100	3.8	50.0
Carbon tetrachloride	Ave	0.3064	0.3238		0.0106	0.0100	5.7	50.0
Isobutyl alcohol	Qua		0.0052		0.170	0.250	-32.0	50.0
Benzene	Ave	1.091	1.084		0.00994	0.0100	-0.6	50.0
1,2-Dichloroethane	Ave	0.4067	0.4029		0.00991	0.0100	-0.9	50.0
n-Heptane	Ave	0.0617	0.0624		0.0101	0.0100	1.0	50.0
Trichloroethene	Ave	0.2668	0.2651		0.00994	0.0100	-0.6	50.0

FORM VII
GC/MS VOA CONTINUING CALIBRATION DATA

Lab Name: Eurofins TestAmerica, Canton Job No.: 240-124062-1

SDG No.:

Lab Sample ID: ICV 240-385628/9 Calibration Date: 06/11/2019 20:24

Instrument ID: A3UX17 Calib Start Date: 06/11/2019 17:37

GC Column: DB-624 ID: 0.18(mm) Calib End Date: 06/11/2019 20:00

Lab File ID: UXR8417.D Conc. Units: ng/uL Heated Purge: (Y/N) N

ANALYTE	CURVE TYPE	AVE RRF	RRF	MIN RRF	CALC AMOUNT	SPIKE AMOUNT	%D	MAX %D
Methylcyclohexane	Ave	0.3898	0.4044		0.0104	0.0100	3.7	50.0
1,2-Dichloropropane	Ave	0.2700	0.2796		0.0104	0.0100	3.5	20.0
Dibromomethane	Ave	0.1423	0.1397		0.00982	0.0100	-1.8	50.0
1,4-Dioxane	Ave	0.0023	0.0010		0.0814	0.200	-59.3*	50.0
Bromodichloromethane	Ave	0.3104	0.3197		0.0103	0.0100	3.0	50.0
2-Chloroethyl vinyl ether	Ave	0.1210	0.1163		0.00961	0.0100	-3.9	50.0
cis-1,3-Dichloropropene	Ave	0.3180	0.3442		0.0108	0.0100	8.3	50.0
4-Methyl-2-pentanone (MIBK)	Ave	0.1609	0.1778		0.0221	0.0200	10.5	50.0
Toluene	Ave	1.581	1.676		0.0106	0.0100	6.0	20.0
trans-1,3-Dichloropropene	Ave	0.3887	0.3917		0.0101	0.0100	0.8	50.0
Ethyl methacrylate	Ave	0.2983	0.3179		0.0107	0.0100	6.6	50.0
1,1,2-Trichloroethane	Ave	0.2936	0.3029		0.0103	0.0100	3.2	50.0
Tetrachloroethene	Ave	0.3154	0.3091		0.00980	0.0100	-2.0	50.0
1,3-Dichloropropane	Ave	0.5316	0.5444		0.0102	0.0100	2.4	50.0
2-Hexanone	Ave	0.1450	0.1623		0.0224	0.0200	11.9	50.0
Chlorodibromomethane	Ave	0.2745	0.2934		0.0107	0.0100	6.9	50.0
1,2-Dibromoethane	Ave	0.2663	0.2753		0.0103	0.0100	3.4	50.0
Chlorobenzene	Ave	1.018	1.012	0.3000	0.00994	0.0100	-0.6	50.0
1,1,1,2-Tetrachloroethane	Ave	0.3227	0.3243		0.0101	0.0100	0.5	50.0
Ethylbenzene	Ave	0.5108	0.5366		0.0105	0.0100	5.1	20.0
m-Xylene & p-Xylene	Ave	0.6374	0.6721		0.0105	0.0100	5.5	50.0
o-Xylene	Ave	0.5836	0.6400		0.0110	0.0100	9.6	50.0
Styrene	Ave	1.012	1.072		0.0106	0.0100	5.9	50.0
Bromoform	Ave	0.1521	0.1573	0.1000	0.0103	0.0100	3.4	50.0
Isopropylbenzene	Ave	1.559	1.700		0.0109	0.0100	9.0	50.0
1,1,2,2-Tetrachloroethane	Ave	0.5816	0.6040	0.3000	0.0104	0.0100	3.8	50.0
Bromobenzene	Ave	0.7404	0.7593		0.0103	0.0100	2.6	50.0
1,2,3-Trichloropropane	Ave	0.1994	0.2111		0.0106	0.0100	5.9	50.0
trans-1,4-Dichloro-2-butene	Ave	0.1811	0.1846		0.0102	0.0100	2.0	50.0
N-Propylbenzene	Ave	0.7726	0.8578		0.0111	0.0100	11.0	50.0
2-Chlorotoluene	Ave	0.6868	0.7290		0.0106	0.0100	6.2	50.0
1,3,5-Trimethylbenzene	Lin1		2.686		0.00999	0.0100	-0.1	50.0
4-Chlorotoluene	Ave	0.7368	0.7713		0.0105	0.0100	4.7	50.0
tert-Butylbenzene	Ave	2.007	2.158		0.0108	0.0100	7.5	50.0
1,2,4-Trimethylbenzene	Lin1		2.836		0.0101	0.0100	1.1	50.0
sec-Butylbenzene	Ave	2.902	3.095		0.0107	0.0100	6.6	50.0
1,3-Dichlorobenzene	Ave	1.493	1.523		0.0102	0.0100	2.0	50.0
4-Isopropyltoluene	Ave	2.443	2.705		0.0111	0.0100	10.7	50.0
1,4-Dichlorobenzene	Ave	1.590	1.591		0.0100	0.0100	0.0	50.0
n-Butylbenzene	Ave	2.072	2.182		0.0105	0.0100	5.3	50.0
1,2-Dichlorobenzene	Ave	1.423	1.457		0.0102	0.0100	2.4	50.0

FORM VII
GC/MS VOA CONTINUING CALIBRATION DATA

Lab Name: Eurofins TestAmerica, Canton Job No.: 240-124062-1

SDG No.:

Lab Sample ID: ICV 240-385628/9 Calibration Date: 06/11/2019 20:24

Instrument ID: A3UX17 Calib Start Date: 06/11/2019 17:37

GC Column: DB-624 ID: 0.18(mm) Calib End Date: 06/11/2019 20:00

Lab File ID: UXR8417.D Conc. Units: ng/uL Heated Purge: (Y/N) N

ANALYTE	CURVE TYPE	AVE RRF	RRF	MIN RRF	CALC AMOUNT	SPIKE AMOUNT	%D	MAX %D
1,2-Dibromo-3-Chloropropane	Ave	0.0783	0.0832		0.0106	0.0100	6.3	50.0
1,2,4-Trichlorobenzene	Ave	0.7340	0.7230		0.00985	0.0100	-1.5	50.0
Hexachlorobutadiene	Ave	0.4403	0.3975		0.00903	0.0100	-9.7	50.0
Naphthalene	Lin1		1.402		0.00873	0.0100	-12.7	50.0
1,2,3-Trichlorobenzene	Ave	0.7203	0.7725		0.0107	0.0100	7.3	50.0

FORM VII
GC/MS VOA CONTINUING CALIBRATION DATA

Lab Name: Eurofins TestAmerica, Canton Job No.: 240-124062-1

SDG No.:

Lab Sample ID: ICV 240-385628/17 Calibration Date: 06/11/2019 23:34

Instrument ID: A3UX17 Calib Start Date: 06/11/2019 20:48

GC Column: DB-624 ID: 0.18(mm) Calib End Date: 06/11/2019 23:10

Lab File ID: UXR8425.D Conc. Units: ng/uL Heated Purge: (Y/N) N

ANALYTE	CURVE TYPE	AVE RRF	RRF	MIN RRF	CALC AMOUNT	SPIKE AMOUNT	%D	MAX %D
Acetonitrile	Ave	0.0274	0.0250		0.0910	0.100	-9.0	50.0
Diisopropyl ether	Ave	0.2025	0.2011		0.00993	0.0100	-0.7	50.0
2-Chloro-1,3-butadiene	Ave	0.4721	0.5106		0.0108	0.0100	8.2	50.0
Ethyl tert-butyl ether	Ave	0.6749	0.6843		0.0101	0.0100	1.4	50.0
Ethyl acetate	Ave	0.2100	0.2039		0.0194	0.0200	-2.9	50.0
Propionitrile	Ave	0.0319	0.0295		0.0923	0.100	-7.7	50.0
Methacrylonitrile	Ave	0.1551	0.1531		0.0987	0.100	-1.3	50.0
Tert-amyl methyl ether	Ave	0.4972	0.5186		0.0104	0.0100	4.3	50.0
n-Butanol	Qua		0.0023		0.113	0.250	-54.7*	50.0
Ethyl acrylate	Lin1		0.2444		0.00847	0.0100	-15.3	50.0
Methyl methacrylate	Lin1		0.1972		0.0179	0.0200	-10.5	50.0
2-Nitropropane	Ave	0.0425	0.0375		0.0176	0.0200	-11.8	50.0
n-Butyl acetate	Lin1		0.1198		0.00739	0.0100	-26.1	50.0
1-Chlorohexane	Lin1		0.3718		0.00880	0.0100	-12.0	50.0
Cyclohexanone	Qua		0.0066		0.0498	0.100	-50.2*	50.0
Pentachloroethane	Ave	0.1811	0.1693		0.0187	0.0200	-6.5	50.0
1,2,3-Trimethylbenzene	Lin1		3.187		0.0101	0.0100	1.1	50.0
Benzyl chloride	Lin1		0.1585		0.00821	0.0100	-17.9	50.0
1,3,5-Trichlorobenzene	Ave	1.061	1.088		0.0102	0.0100	2.5	50.0
2-Methylnaphthalene	Qua		0.6371		0.0159	0.0200	-20.4	50.0

FORM V
GC/MS VOA INSTRUMENT PERFORMANCE CHECK
BROMOFLUOROBENZENE (BFB)

Lab Name: Eurofins TestAmerica, Canton Job No.: 240-124062-1

SDG No.:

Lab File ID: BFB2834.D BFB Injection Date: 12/30/2019

Instrument ID: A3UX17 BFB Injection Time: 10:08

Analysis Batch No.: 417660

M/E	ION ABUNDANCE CRITERIA	% RELATIVE ABUNDANCE	
50	15.0 - 40.0 % of mass 95	21.0	
75	30.0 - 60.0 % of mass 95	50.9	
95	Base Peak, 100% relative abundance	100.0	
96	5.0 - 9.0 % of mass 95	6.4	
173	Less than 2.0 % of mass 174	1.1	(1.4) 1
174	50.0 - 120.00 % of mass 95	80.4	
175	5.0 - 9.0 % of mass 174	4.8	(5.9) 1
176	95.0 - 101.0 % of mass 174	76.7	(95.4) 1
177	5.0 - 9.0 % of mass 176	4.4	(5.7) 2

1-Value is % mass 174 2-Value is % mass 176

THIS CHECK APPLIES TO THE FOLLOWING SAMPLES, MS, MSD, BLANKS AND STANDARDS:

CLIENT SAMPLE ID	LAB SAMPLE ID	LAB FILE ID	DATE ANALYZED	TIME ANALYZED
	CCVIS 240-417660/2	UXR3191.D	12/30/2019	10:36
	CCV 240-417660/3	UXR3192.D	12/30/2019	10:59
	LCS 240-417660/4	UXR3193.D	12/30/2019	11:23
	MB 240-417660/7	UXR3196.D	12/30/2019	12:35
TB-121719	240-124062-1	UXR3210.D	12/30/2019	18:08
	240-124181-E-19 MS	UXR3215.D	12/30/2019	20:07
	240-124181-F-19 MSD	UXR3216.D	12/30/2019	20:31

FORM VII
GC/MS VOA CONTINUING CALIBRATION DATA

Lab Name: Eurofins TestAmerica, Canton Job No.: 240-124062-1

SDG No.:

Lab Sample ID: CCVIS 240-417660/2 Calibration Date: 12/30/2019 10:36

Instrument ID: A3UX17 Calib Start Date: 06/11/2019 17:37

GC Column: DB-624 ID: 0.18(mm) Calib End Date: 06/11/2019 20:00

Lab File ID: UXR3191.D Conc. Units: ng/uL Heated Purge: (Y/N) N

ANALYTE	CURVE TYPE	AVE RRF	RRF	MIN RRF	CALC AMOUNT	SPIKE AMOUNT	%D	MAX %D
Dichlorodifluoromethane	Ave	0.3495	0.3217		0.00921	0.0100	-7.9	50.0
Chloromethane	Ave	0.4031	0.4187	0.1000	0.0104	0.0100	3.9	50.0
Vinyl chloride	Ave	0.3419	0.3448		0.0101	0.0100	0.9	20.0
Butadiene	Ave	0.3797	0.3612		0.00951	0.0100	-4.9	50.0
Bromomethane	Ave	0.1934	0.1519		0.00785	0.0100	-21.5	50.0
Chloroethane	Ave	0.1967	0.1636		0.00832	0.0100	-16.8	50.0
Dichlorofluoromethane	Ave	0.4687	0.4627		0.00987	0.0100	-1.3	50.0
Trichlorofluoromethane	Ave	0.4696	0.4423		0.00942	0.0100	-5.8	50.0
Ethyl ether	Ave	0.2301	0.2639		0.0115	0.0100	14.7	50.0
Acrolein	Ave	0.0364	0.0333		0.0457	0.0500	-8.6	50.0
1,1-Dichloroethene	Ave	0.2456	0.2389		0.00973	0.0100	-2.7	20.0
1,1,2-Trichlorotrifluoroethane	Ave	0.1824	0.1852		0.0102	0.0100	1.5	50.0
Acetone	Lin1		0.0753		0.0265	0.0200	32.5	50.0
Iodomethane	Ave	0.3475	0.3251		0.00935	0.0100	-6.5	50.0
Carbon disulfide	Ave	0.6846	0.7177		0.0105	0.0100	4.8	50.0
3-Chloro-1-propene	Ave	0.1355	0.1412		0.0104	0.0100	4.2	50.0
Methyl acetate	Ave	0.1649	0.1819		0.0221	0.0200	10.3	50.0
Methylene Chloride	Lin1		0.2653		0.0102	0.0100	2.0	50.0
tert-Butyl alcohol	Ave	0.0099	0.0114		0.115	0.100	15.1	50.0
Acrylonitrile	Ave	0.0856	0.1048		0.122	0.100	22.4	50.0
Methyl tert-butyl ether	Ave	0.5287	0.5582		0.0106	0.0100	5.6	50.0
trans-1,2-Dichloroethene	Ave	0.2569	0.2726		0.0106	0.0100	6.1	50.0
Hexane	Ave	0.0659	0.0702		0.0106	0.0100	6.5	20.0
1,1-Dichloroethane	Ave	0.4825	0.5250	0.1000	0.0109	0.0100	8.8	50.0
Vinyl acetate	Ave	0.3658	0.3753		0.0103	0.0100	2.6	50.0
2,2-Dichloropropane	Ave	0.0500	0.0452		0.00904	0.0100	-9.6	50.0
2-Butanone (MEK)	Ave	0.0869	0.1057		0.0243	0.0200	21.7	50.0
cis-1,2-Dichloroethene	Ave	0.2826	0.2793		0.00988	0.0100	-1.2	50.0
Bromochloromethane	Ave	0.1210	0.1366		0.0113	0.0100	12.9	50.0
Tetrahydrofuran	Ave	0.0512	0.0599		0.0234	0.0200	17.1	50.0
Chloroform	Ave	0.4740	0.4546		0.00959	0.0100	-4.1	20.0
1,1,1-Trichloroethane	Ave	0.3469	0.3251		0.00937	0.0100	-6.3	50.0
Cyclohexane	Ave	0.4794	0.4988		0.0104	0.0100	4.1	50.0
1,1-Dichloropropene	Ave	0.3468	0.3706		0.0107	0.0100	6.9	50.0
Carbon tetrachloride	Ave	0.3064	0.3349		0.0109	0.0100	9.3	50.0
Isobutyl alcohol	Qua		0.0094		0.315	0.250	25.9	50.0
Benzene	Ave	1.091	1.125		0.0103	0.0100	3.1	50.0
1,2-Dichloroethane	Ave	0.4067	0.3950		0.00971	0.0100	-2.9	50.0
n-Heptane	Ave	0.0617	0.0626		0.0101	0.0100	1.4	50.0
Trichloroethene	Ave	0.2668	0.2666		0.00999	0.0100	-0.0	50.0

FORM VII
GC/MS VOA CONTINUING CALIBRATION DATA

Lab Name: Eurofins TestAmerica, Canton Job No.: 240-124062-1

SDG No.:

Lab Sample ID: CCVIS 240-417660/2 Calibration Date: 12/30/2019 10:36

Instrument ID: A3UX17 Calib Start Date: 06/11/2019 17:37

GC Column: DB-624 ID: 0.18(mm) Calib End Date: 06/11/2019 20:00

Lab File ID: UXR3191.D Conc. Units: ng/uL Heated Purge: (Y/N) N

ANALYTE	CURVE TYPE	AVE RRF	RRF	MIN RRF	CALC AMOUNT	SPIKE AMOUNT	%D	MAX %D
Methylcyclohexane	Ave	0.3898	0.4106		0.0105	0.0100	5.3	50.0
1,2-Dichloropropane	Ave	0.2700	0.3062		0.0113	0.0100	13.4	20.0
1,4-Dioxane	Ave	0.0023	0.0017		0.149	0.200	-25.5	50.0
Dibromomethane	Ave	0.1423	0.1473		0.0104	0.0100	3.5	50.0
Bromodichloromethane	Ave	0.3104	0.3005		0.00968	0.0100	-3.2	50.0
2-Chloroethyl vinyl ether	Ave	0.1210	0.1312		0.0217	0.0200	8.4	50.0
cis-1,3-Dichloropropene	Ave	0.3180	0.3495		0.0110	0.0100	9.9	50.0
4-Methyl-2-pentanone (MIBK)	Ave	0.1609	0.1858		0.0231	0.0200	15.5	50.0
Toluene	Ave	1.581	1.786		0.0113	0.0100	13.0	20.0
trans-1,3-Dichloropropene	Ave	0.3887	0.4604		0.0118	0.0100	18.5	50.0
Ethyl methacrylate	Ave	0.2983	0.3707		0.0124	0.0100	24.3	50.0
1,1,2-Trichloroethane	Ave	0.2936	0.3438		0.0117	0.0100	17.1	50.0
Tetrachloroethene	Ave	0.3154	0.3219		0.0102	0.0100	2.1	50.0
1,3-Dichloropropane	Ave	0.5316	0.6294		0.0118	0.0100	18.4	50.0
2-Hexanone	Ave	0.1450	0.1869		0.0258	0.0200	28.8	50.0
Chlorodibromomethane	Ave	0.2745	0.3364		0.0123	0.0100	22.5	50.0
1,2-Dibromoethane	Ave	0.2663	0.3116		0.0117	0.0100	17.0	50.0
Chlorobenzene	Ave	1.018	1.097	0.3000	0.0108	0.0100	7.8	50.0
1,1,1,2-Tetrachloroethane	Ave	0.3227	0.3731		0.0116	0.0100	15.6	50.0
Ethylbenzene	Ave	0.5108	0.5920		0.0116	0.0100	15.9	20.0
m-Xylene & p-Xylene	Ave	0.6374	0.7482		0.0117	0.0100	17.4	50.0
o-Xylene	Ave	0.5836	0.6679		0.0114	0.0100	14.4	50.0
Styrene	Ave	1.012	1.208		0.0119	0.0100	19.3	50.0
Bromoform	Ave	0.1521	0.1720	0.1000	0.0113	0.0100	13.1	50.0
Isopropylbenzene	Ave	1.559	1.711		0.0110	0.0100	9.7	50.0
1,1,2,2-Tetrachloroethane	Ave	0.5816	0.6850	0.3000	0.0118	0.0100	17.8	50.0
Bromobenzene	Ave	0.7404	0.7545		0.0102	0.0100	1.9	50.0
1,2,3-Trichloropropane	Ave	0.1994	0.2168		0.0109	0.0100	8.7	50.0
trans-1,4-Dichloro-2-butene	Ave	0.1811	0.2066		0.0114	0.0100	14.1	50.0
N-Propylbenzene	Ave	0.7726	0.8455		0.0109	0.0100	9.4	50.0
2-Chlorotoluene	Ave	0.6868	0.7012		0.0102	0.0100	2.1	50.0
1,3,5-Trimethylbenzene	Lin1		2.641		0.00983	0.0100	-1.7	50.0
4-Chlorotoluene	Ave	0.7368	0.7786		0.0106	0.0100	5.7	50.0
tert-Butylbenzene	Ave	2.007	2.032		0.0101	0.0100	1.3	50.0
1,2,4-Trimethylbenzene	Lin1		2.726		0.00973	0.0100	-2.7	50.0
sec-Butylbenzene	Ave	2.902	2.943		0.0101	0.0100	1.4	50.0
1,3-Dichlorobenzene	Ave	1.493	1.519		0.0102	0.0100	1.7	50.0
4-Isopropyltoluene	Ave	2.443	2.635		0.0108	0.0100	7.8	50.0
1,4-Dichlorobenzene	Ave	1.590	1.536		0.00966	0.0100	-3.4	50.0
n-Butylbenzene	Ave	2.072	1.969		0.00950	0.0100	-5.0	50.0
1,2-Dichlorobenzene	Ave	1.423	1.490		0.0105	0.0100	4.7	50.0

FORM VII
GC/MS VOA CONTINUING CALIBRATION DATA

Lab Name: Eurofins TestAmerica, Canton Job No.: 240-124062-1

SDG No.:

Lab Sample ID: CCVIS 240-417660/2 Calibration Date: 12/30/2019 10:36

Instrument ID: A3UX17 Calib Start Date: 06/11/2019 17:37

GC Column: DB-624 ID: 0.18(mm) Calib End Date: 06/11/2019 20:00

Lab File ID: UXR3191.D Conc. Units: ng/uL Heated Purge: (Y/N) N

ANALYTE	CURVE TYPE	AVE RRF	RRF	MIN RRF	CALC AMOUNT	SPIKE AMOUNT	%D	MAX %D
1,2-Dibromo-3-Chloropropane	Ave	0.0783	0.0735		0.00939	0.0100	-6.1	50.0
1,2,4-Trichlorobenzene	Ave	0.7340	0.5548		0.00756	0.0100	-24.4	50.0
Hexachlorobutadiene	Ave	0.4403	0.3183		0.00723	0.0100	-27.7	50.0
Naphthalene	Lin1		1.195		0.00757	0.0100	-24.3	50.0
1,2,3-Trichlorobenzene	Ave	0.7203	0.6505		0.00903	0.0100	-9.7	50.0
Dibromofluoromethane (Surr)	Ave	0.2342	0.2330		0.00995	0.0100	-0.5	50.0
1,2-Dichloroethane-d4 (Surr)	Ave	0.3355	0.3072		0.00916	0.0100	-8.4	50.0
Toluene-d8 (Surr)	Ave	1.296	1.451		0.0112	0.0100	11.9	50.0
4-Bromofluorobenzene (Surr)	Ave	0.4799	0.5063		0.0105	0.0100	5.5	50.0

FORM VII
GC/MS VOA CONTINUING CALIBRATION DATA

Lab Name: Eurofins TestAmerica, Canton Job No.: 240-124062-1

SDG No.:

Lab Sample ID: CCV 240-417660/3 Calibration Date: 12/30/2019 10:59

Instrument ID: A3UX17 Calib Start Date: 06/11/2019 20:48

GC Column: DB-624 ID: 0.18(mm) Calib End Date: 06/11/2019 23:10

Lab File ID: UXR3192.D Conc. Units: ng/uL Heated Purge: (Y/N) N

ANALYTE	CURVE TYPE	AVE RRF	RRF	MIN RRF	CALC AMOUNT	SPIKE AMOUNT	%D	MAX %D
Acetonitrile	Ave	0.0274	0.0300		0.109	0.100	9.2	50.0
Diisopropyl ether	Ave	0.2025	0.2029		0.0100	0.0100	0.2	50.0
2-Chloro-1,3-butadiene	Ave	0.4721	0.4400		0.00932	0.0100	-6.8	50.0
Ethyl tert-butyl ether	Ave	0.6749	0.6145		0.00910	0.0100	-9.0	50.0
Ethyl acetate	Ave	0.2100	0.2042		0.0194	0.0200	-2.8	50.0
Propionitrile	Ave	0.0319	0.0363		0.114	0.100	13.6	50.0
Methacrylonitrile	Ave	0.1551	0.1529		0.0985	0.100	-1.5	50.0
Tert-amyl methyl ether	Ave	0.4972	0.4599		0.00925	0.0100	-7.5	50.0
n-Butanol	Qua		0.0044		0.194	0.250	-22.4	50.0
Ethyl acrylate	Lin1		0.2431		0.00843	0.0100	-15.7	50.0
Methyl methacrylate	Lin1		0.1834		0.0167	0.0200	-16.4	50.0
2-Nitropropane	Ave	0.0425	0.0393		0.0185	0.0200	-7.4	50.0
n-Butyl acetate	Lin1		0.1154		0.00715	0.0100	-28.5	50.0
1-Chlorohexane	Lin1		0.3383		0.00806	0.0100	-19.4	50.0
Cyclohexanone	Qua		0.0095		0.0688	0.100	-31.2	50.0
Pentachloroethane	Ave	0.1811	0.1239		0.0137	0.0200	-31.6	50.0
1,2,3-Trimethylbenzene	Lin1		2.908		0.00928	0.0100	-7.2	50.0
Benzyl chloride	Lin1		0.2025		0.0103	0.0100	3.0	50.0
1,3,5-Trichlorobenzene	Ave	1.061	1.054		0.00993	0.0100	-0.7	50.0
2-Methylnaphthalene	Qua		0.4516		0.0125	0.0200	-37.5	50.0

FORM V
GC/MS VOA INSTRUMENT PERFORMANCE CHECK
BROMOFLUOROBENZENE (BFB)

Lab Name: Eurofins TestAmerica, Canton Job No.: 240-124062-1

SDG No.:

Lab File ID: BFB2836.D BFB Injection Date: 12/31/2019

Instrument ID: A3UX17 BFB Injection Time: 11:05

Analysis Batch No.: 417817

M/E	ION ABUNDANCE CRITERIA	% RELATIVE ABUNDANCE	
50	15.0 - 40.0 % of mass 95	18.1	
75	30.0 - 60.0 % of mass 95	50.9	
95	Base Peak, 100% relative abundance	100.0	
96	5.0 - 9.0 % of mass 95	6.5	
173	Less than 2.0 % of mass 174	0.7	(1.0) 1
174	50.0 - 120.00 % of mass 95	75.5	
175	5.0 - 9.0 % of mass 174	5.5	(7.3) 1
176	95.0 - 101.0 % of mass 174	74.6	(98.7) 1
177	5.0 - 9.0 % of mass 176	4.7	(6.2) 2

1-Value is % mass 174 2-Value is % mass 176

THIS CHECK APPLIES TO THE FOLLOWING SAMPLES, MS, MSD, BLANKS AND STANDARDS:

CLIENT SAMPLE ID	LAB SAMPLE ID	LAB FILE ID	DATE ANALYZED	TIME ANALYZED
	CCVIS 240-417817/2	UXR3219.D	12/31/2019	11:28
	CCV 240-417817/3	UXR3220.D	12/31/2019	11:52
	LCS 240-417817/4	UXR3221.D	12/31/2019	12:16
	MB 240-417817/7	UXR3224.D	12/31/2019	13:28
WC-W-PILES-121719	240-124062-7	UXR3226.D	12/31/2019	14:15
WC-W-PILES-121719 MS	240-124062-7 MS	UXR3245.D	12/31/2019	21:47
WC-W-PILES-121719 MSD	240-124062-7 MSD	UXR3246.D	12/31/2019	22:11

FORM VII
GC/MS VOA CONTINUING CALIBRATION DATA

Lab Name: Eurofins TestAmerica, Canton Job No.: 240-124062-1

SDG No.:

Lab Sample ID: CCVIS 240-417817/2 Calibration Date: 12/31/2019 11:28

Instrument ID: A3UX17 Calib Start Date: 06/11/2019 17:37

GC Column: DB-624 ID: 0.18(mm) Calib End Date: 06/11/2019 20:00

Lab File ID: UXR3219.D Conc. Units: ng/uL Heated Purge: (Y/N) N

ANALYTE	CURVE TYPE	AVE RRF	RRF	MIN RRF	CALC AMOUNT	SPIKE AMOUNT	%D	MAX %D
Dichlorodifluoromethane	Ave	0.3495	0.3143		0.00899	0.0100	-10.1	50.0
Chloromethane	Ave	0.4031	0.4077	0.1000	0.0101	0.0100	1.1	50.0
Vinyl chloride	Ave	0.3419	0.3373		0.00987	0.0100	-1.3	20.0
Butadiene	Ave	0.3797	0.3440		0.00906	0.0100	-9.4	50.0
Bromomethane	Ave	0.1934	0.1519		0.00786	0.0100	-21.4	50.0
Chloroethane	Ave	0.1967	0.1674		0.00851	0.0100	-14.9	50.0
Dichlorofluoromethane	Ave	0.4687	0.4700		0.0100	0.0100	0.3	50.0
Trichlorofluoromethane	Ave	0.4696	0.4372		0.00931	0.0100	-6.9	50.0
Ethyl ether	Ave	0.2301	0.2747		0.0119	0.0100	19.4	50.0
Acrolein	Ave	0.0364	0.0334		0.0458	0.0500	-8.4	50.0
1,1-Dichloroethene	Ave	0.2456	0.2252		0.00917	0.0100	-8.3	20.0
1,1,2-Trichlorotrifluoroethane	Ave	0.1824	0.1854		0.0102	0.0100	1.6	50.0
Acetone	Lin1		0.0655		0.0228	0.0200	13.8	50.0
Iodomethane	Ave	0.3475	0.3160		0.00909	0.0100	-9.1	50.0
Carbon disulfide	Ave	0.6846	0.6899		0.0101	0.0100	0.8	50.0
3-Chloro-1-propene	Ave	0.1355	0.1410		0.0104	0.0100	4.0	50.0
Methyl acetate	Ave	0.1649	0.1828		0.0222	0.0200	10.8	50.0
Methylene Chloride	Lin1		0.2575		0.00987	0.0100	-1.3	50.0
tert-Butyl alcohol	Ave	0.0099	0.0116		0.117	0.100	16.9	50.0
Acrylonitrile	Ave	0.0856	0.1066		0.125	0.100	24.5	50.0
Methyl tert-butyl ether	Ave	0.5287	0.5588		0.0106	0.0100	5.7	50.0
trans-1,2-Dichloroethene	Ave	0.2569	0.2620		0.0102	0.0100	2.0	50.0
Hexane	Ave	0.0659	0.0705		0.0107	0.0100	6.9	20.0
1,1-Dichloroethane	Ave	0.4825	0.5039	0.1000	0.0104	0.0100	4.4	50.0
Vinyl acetate	Ave	0.3658	0.3519		0.00962	0.0100	-3.8	50.0
2,2-Dichloropropane	Ave	0.0500	0.0481		0.00962	0.0100	-3.8	50.0
cis-1,2-Dichloroethene	Ave	0.2826	0.2701		0.00956	0.0100	-4.4	50.0
2-Butanone (MEK)	Ave	0.0869	0.0999		0.0230	0.0200	15.0	50.0
Bromochloromethane	Ave	0.1210	0.1262		0.0104	0.0100	4.3	50.0
Tetrahydrofuran	Ave	0.0512	0.0546		0.0214	0.0200	6.8	50.0
Chloroform	Ave	0.4740	0.4587		0.00968	0.0100	-3.2	20.0
1,1,1-Trichloroethane	Ave	0.3469	0.3395		0.00979	0.0100	-2.1	50.0
Cyclohexane	Ave	0.4794	0.4905		0.0102	0.0100	2.3	50.0
1,1-Dichloropropene	Ave	0.3468	0.3553		0.0102	0.0100	2.5	50.0
Carbon tetrachloride	Ave	0.3064	0.3362		0.0110	0.0100	9.7	50.0
Isobutyl alcohol	Qua		0.0093		0.310	0.250	23.9	50.0
Benzene	Ave	1.091	1.082		0.00992	0.0100	-0.8	50.0
1,2-Dichloroethane	Ave	0.4067	0.4021		0.00989	0.0100	-1.1	50.0
n-Heptane	Ave	0.0617	0.0591		0.00957	0.0100	-4.3	50.0
Trichloroethene	Ave	0.2668	0.2522		0.00945	0.0100	-5.5	50.0

FORM VII
GC/MS VOA CONTINUING CALIBRATION DATA

Lab Name: Eurofins TestAmerica, Canton Job No.: 240-124062-1

SDG No.:

Lab Sample ID: CCVIS 240-417817/2 Calibration Date: 12/31/2019 11:28

Instrument ID: A3UX17 Calib Start Date: 06/11/2019 17:37

GC Column: DB-624 ID: 0.18(mm) Calib End Date: 06/11/2019 20:00

Lab File ID: UXR3219.D Conc. Units: ng/uL Heated Purge: (Y/N) N

ANALYTE	CURVE TYPE	AVE RRF	RRF	MIN RRF	CALC AMOUNT	SPIKE AMOUNT	%D	MAX %D
Methylcyclohexane	Ave	0.3898	0.3849		0.00987	0.0100	-1.3	50.0
1,2-Dichloropropane	Ave	0.2700	0.3042		0.0113	0.0100	12.7	20.0
1,4-Dioxane	Ave	0.0023	0.0015		0.129	0.200	-35.3	50.0
Dibromomethane	Ave	0.1423	0.1460		0.0103	0.0100	2.6	50.0
Bromodichloromethane	Ave	0.3104	0.3037		0.00978	0.0100	-2.2	50.0
2-Chloroethyl vinyl ether	Ave	0.1210	0.1282		0.0212	0.0200	5.9	50.0
cis-1,3-Dichloropropene	Ave	0.3180	0.3405		0.0107	0.0100	7.1	50.0
4-Methyl-2-pentanone (MIBK)	Ave	0.1609	0.1843		0.0229	0.0200	14.5	50.0
Toluene	Ave	1.581	1.754		0.0111	0.0100	11.0	20.0
trans-1,3-Dichloropropene	Ave	0.3887	0.4511		0.0116	0.0100	16.1	50.0
Ethyl methacrylate	Ave	0.2983	0.3825		0.0128	0.0100	28.2	50.0
1,1,2-Trichloroethane	Ave	0.2936	0.3369		0.0115	0.0100	14.7	50.0
Tetrachloroethene	Ave	0.3154	0.3083		0.00978	0.0100	-2.2	50.0
1,3-Dichloropropane	Ave	0.5316	0.6181		0.0116	0.0100	16.3	50.0
2-Hexanone	Ave	0.1450	0.1903		0.0262	0.0200	31.2	50.0
Chlorodibromomethane	Ave	0.2745	0.3317		0.0121	0.0100	20.8	50.0
1,2-Dibromoethane	Ave	0.2663	0.3128		0.0117	0.0100	17.4	50.0
Chlorobenzene	Ave	1.018	1.097	0.3000	0.0108	0.0100	7.8	50.0
1,1,1,2-Tetrachloroethane	Ave	0.3227	0.3555		0.0110	0.0100	10.2	50.0
Ethylbenzene	Ave	0.5108	0.5641		0.0110	0.0100	10.4	20.0
m-Xylene & p-Xylene	Ave	0.6374	0.7187		0.0113	0.0100	12.8	50.0
o-Xylene	Ave	0.5836	0.6558		0.0112	0.0100	12.4	50.0
Styrene	Ave	1.012	1.173		0.0116	0.0100	15.9	50.0
Bromoform	Ave	0.1521	0.1738	0.1000	0.0114	0.0100	14.3	50.0
Isopropylbenzene	Ave	1.559	1.686		0.0108	0.0100	8.1	50.0
1,1,2,2-Tetrachloroethane	Ave	0.5816	0.6754	0.3000	0.0116	0.0100	16.1	50.0
Bromobenzene	Ave	0.7404	0.7043		0.00951	0.0100	-4.9	50.0
1,2,3-Trichloropropane	Ave	0.1994	0.2229		0.0112	0.0100	11.8	50.0
trans-1,4-Dichloro-2-butene	Ave	0.1811	0.2166		0.0120	0.0100	19.6	50.0
N-Propylbenzene	Ave	0.7726	0.8088		0.0105	0.0100	4.7	50.0
2-Chlorotoluene	Ave	0.6868	0.6845		0.00997	0.0100	-0.3	50.0
1,3,5-Trimethylbenzene	Lin1		2.584		0.00962	0.0100	-3.8	50.0
4-Chlorotoluene	Ave	0.7368	0.7729		0.0105	0.0100	4.9	50.0
tert-Butylbenzene	Ave	2.007	1.953		0.00973	0.0100	-2.7	50.0
1,2,4-Trimethylbenzene	Lin1		2.633		0.00941	0.0100	-5.9	50.0
sec-Butylbenzene	Ave	2.902	2.852		0.00983	0.0100	-1.7	50.0
1,3-Dichlorobenzene	Ave	1.493	1.444		0.00967	0.0100	-3.3	50.0
4-Isopropyltoluene	Ave	2.443	2.495		0.0102	0.0100	2.1	50.0
1,4-Dichlorobenzene	Ave	1.590	1.509		0.00949	0.0100	-5.1	50.0
n-Butylbenzene	Ave	2.072	1.873		0.00904	0.0100	-9.6	50.0
1,2-Dichlorobenzene	Ave	1.423	1.437		0.0101	0.0100	0.9	50.0

FORM VII
GC/MS VOA CONTINUING CALIBRATION DATA

Lab Name: Eurofins TestAmerica, Canton Job No.: 240-124062-1

SDG No.:

Lab Sample ID: CCVIS 240-417817/2 Calibration Date: 12/31/2019 11:28

Instrument ID: A3UX17 Calib Start Date: 06/11/2019 17:37

GC Column: DB-624 ID: 0.18(mm) Calib End Date: 06/11/2019 20:00

Lab File ID: UXR3219.D Conc. Units: ng/uL Heated Purge: (Y/N) N

ANALYTE	CURVE TYPE	AVE RRF	RRF	MIN RRF	CALC AMOUNT	SPIKE AMOUNT	%D	MAX %D
1,2-Dibromo-3-Chloropropane	Ave	0.0783	0.0827		0.0106	0.0100	5.7	50.0
1,2,4-Trichlorobenzene	Ave	0.7340	0.5540		0.00755	0.0100	-24.5	50.0
Hexachlorobutadiene	Ave	0.4403	0.3024		0.00687	0.0100	-31.3	50.0
Naphthalene	Lin1		1.155		0.00735	0.0100	-26.5	50.0
1,2,3-Trichlorobenzene	Ave	0.7203	0.6385		0.00886	0.0100	-11.4	50.0
Dibromofluoromethane (Surr)	Ave	0.2342	0.2343		0.0100	0.0100	0.0	50.0
1,2-Dichloroethane-d4 (Surr)	Ave	0.3355	0.3252		0.00969	0.0100	-3.1	50.0
Toluene-d8 (Surr)	Ave	1.296	1.500		0.0116	0.0100	15.7	50.0
4-Bromofluorobenzene (Surr)	Ave	0.4799	0.5406		0.0113	0.0100	12.6	50.0

FORM VII
GC/MS VOA CONTINUING CALIBRATION DATA

Lab Name: Eurofins TestAmerica, Canton Job No.: 240-124062-1

SDG No.:

Lab Sample ID: CCV 240-417817/3 Calibration Date: 12/31/2019 11:52

Instrument ID: A3UX17 Calib Start Date: 06/11/2019 20:48

GC Column: DB-624 ID: 0.18(mm) Calib End Date: 06/11/2019 23:10

Lab File ID: UXR3220.D Conc. Units: ng/uL Heated Purge: (Y/N) N

ANALYTE	CURVE TYPE	AVE RRF	RRF	MIN RRF	CALC AMOUNT	SPIKE AMOUNT	%D	MAX %D
Acetonitrile	Ave	0.0274	0.0305		0.111	0.100	11.3	50.0
Diisopropyl ether	Ave	0.2025	0.2015		0.00995	0.0100	-0.5	50.0
2-Chloro-1,3-butadiene	Ave	0.4721	0.4564		0.00967	0.0100	-3.3	50.0
Ethyl tert-butyl ether	Ave	0.6749	0.6404		0.00949	0.0100	-5.1	50.0
Ethyl acetate	Ave	0.2100	0.2131		0.0203	0.0200	1.4	50.0
Propionitrile	Ave	0.0319	0.0382		0.120	0.100	19.8	50.0
Methacrylonitrile	Ave	0.1551	0.1614		0.104	0.100	4.1	50.0
Tert-amyl methyl ether	Ave	0.4972	0.4797		0.00965	0.0100	-3.5	50.0
n-Butanol	Qua		0.0043		0.192	0.250	-23.4	50.0
Ethyl acrylate	Lin1		0.2550		0.00882	0.0100	-11.8	50.0
Methyl methacrylate	Lin1		0.1968		0.0179	0.0200	-10.7	50.0
2-Nitropropane	Ave	0.0425	0.0423		0.0199	0.0200	-0.5	50.0
n-Butyl acetate	Lin1		0.1197		0.00738	0.0100	-26.2	50.0
1-Chlorohexane	Lin1		0.3394		0.00809	0.0100	-19.1	50.0
Cyclohexanone	Qua		0.0107		0.0765	0.100	-23.5	50.0
Pentachloroethane	Ave	0.1811	0.1470		0.0162	0.0200	-18.8	50.0
1,2,3-Trimethylbenzene	Lin1		2.976		0.00948	0.0100	-5.2	50.0
Benzyl chloride	Lin1		0.2102		0.0107	0.0100	6.6	50.0
1,3,5-Trichlorobenzene	Ave	1.061	1.017		0.00958	0.0100	-4.2	50.0
2-Methylnaphthalene	Qua		0.4902		0.0133	0.0200	-33.7	50.0

FORM V
GC/MS VOA INSTRUMENT PERFORMANCE CHECK
BROMOFLUOROBENZENE (BFB)

Lab Name: Eurofins TestAmerica, Canton Job No.: 240-124062-1

SDG No.:

Lab File ID: BFB8992.D BFB Injection Date: 08/16/2019

Instrument ID: A3UX8 BFB Injection Time: 06:31

Analysis Batch No.: 396344

M/E	ION ABUNDANCE CRITERIA	% RELATIVE ABUNDANCE	
50	15.0 - 40.0 % of mass 95	17.9	
75	30.0 - 60.0 % of mass 95	39.6	
95	Base Peak, 100% relative abundance	100.0	
96	5.0 - 9.0 % of mass 95	6.8	
173	Less than 2.0 % of mass 174	0.5	(0.6) 1
174	50.0 - 120.00 % of mass 95	82.1	
175	5.0 - 9.0 % of mass 174	5.9	(7.1) 1
176	95.0 - 101.0 % of mass 174	79.1	(96.3) 1
177	5.0 - 9.0 % of mass 176	5.1	(6.5) 2

1-Value is % mass 174 2-Value is % mass 176

THIS CHECK APPLIES TO THE FOLLOWING SAMPLES, MS, MSD, BLANKS AND STANDARDS:

CLIENT SAMPLE ID	LAB SAMPLE ID	LAB FILE ID	DATE ANALYZED	TIME ANALYZED
	STDA9 240-396344/3	UX85973.D	08/16/2019	07:03
	STDA9 240-396344/4	UX85974.D	08/16/2019	07:25
	STDA9 240-396344/5	UX85975.D	08/16/2019	07:47
	STDA9 240-396344/6	UX85976.D	08/16/2019	08:08
	STDA9 240-396344/7	UX85977.D	08/16/2019	08:30
	STDA9 240-396344/8	UX85978.D	08/16/2019	08:52
	STDA9 240-396344/9	UX85979.D	08/16/2019	09:14
	STDA9 240-396344/10	UX85980.D	08/16/2019	09:35
	STDA9 240-396344/11	UX85981.D	08/16/2019	09:57

FORM VI
GC/MS VOA BY INTERNAL STANDARD - INITIAL CALIBRATION DATA
CURVE EVALUATION

Lab Name: Eurofins TestAmerica, Canton Job No.: 240-124062-1 Analy Batch No.: 396344

SDG No.:

Instrument ID: A3UX8 GC Column: DB-624 ID: 0.18(mm) Heated Purge: (Y/N) Y

Calibration Start Date: 08/16/2019 07:03 Calibration End Date: 08/16/2019 09:57 Calibration ID: 52785

Calibration Files:

LEVEL:	LAB SAMPLE ID:	LAB FILE ID:
Level 1	STDA9 240-396344/11	UX85981.D
Level 2	STDA9 240-396344/10	UX85980.D
Level 3	STDA9 240-396344/9	UX85979.D
Level 4	STDA9 240-396344/8	UX85978.D
Level 5	STDA9 240-396344/7	UX85977.D
Level 6	STDA9 240-396344/6	UX85976.D
Level 7	STDA9 240-396344/5	UX85975.D
Level 8	STDA9 240-396344/4	UX85974.D
Level 9	STDA9 240-396344/3	UX85973.D

ANALYTE	RRF					CURVE TYPE	COEFFICIENT			#	MIN RRF	%RSD	#	MAX %RSD	R^2 OR COD	#	MIN R^2 OR COD
	LVL 1 LVL 6	LVL 2 LVL 7	LVL 3 LVL 8	LVL 4 LVL 9	LVL 5		B	M1	M2								
Acetonitrile	0.0284 0.0222	0.0247 0.0199	0.0260 0.0204	0.0245 0.0178	0.0247	Ave		0.0232				14.5		15.0			
Diisopropyl ether	0.2594 0.2547	0.2380 0.2409	0.2927 0.2303	0.2639 0.2185	0.2626	Ave		0.2512				8.8		15.0			
2-Chloro-1,3-butadiene	0.4932 0.4962	0.4464 0.4717	0.5410 0.4717	0.5317 0.4515	0.5027	Ave		0.4896				6.7		15.0			
Ethyl tert-butyl ether	0.6546 0.7228	0.6785 0.6750	0.8174 0.6621	0.7779 0.6136	0.7618	Ave		0.7071				9.5		15.0			
Ethyl acetate	+++++ 0.1421	0.1705 0.1399	0.1914 0.1361	0.1628 0.1252	0.1621	Ave		0.1538				14.1		15.0			
Propionitrile	0.0292 0.0224	0.0239 0.0211	0.0268 0.0210	0.0253 0.0185	0.0249	Ave		0.0237				13.9		15.0			
Methacrylonitrile	0.1184 0.1039	0.1091 0.1000	0.1284 0.0981	0.1131 0.0887	0.1128	Ave		0.1081				11.0		15.0			
Tert-amyl methyl ether	0.5088 0.5719	0.4841 0.5380	0.5935 0.5350	0.5827 0.4829	0.5927	Ave		0.5433				8.2		15.0			
n-Butanol	0.0034 0.0041	0.0032 0.0038	0.0048 0.0039	0.0043 0.0035	0.0043	Ave		0.0039				12.8		15.0			
Ethyl acrylate	0.1852 0.1744	0.1646 0.1818	0.2204 0.1730	0.1861 0.1634	0.1922	Ave		0.1823				9.5		15.0			
Methyl methacrylate	0.1390 0.1345	0.1285 0.1344	0.1592 0.1277	0.1445 0.1205	0.1453	Ave		0.1371				8.4		15.0			
2-Nitropropane	+++++ 0.0191	+++++ 0.0215	0.0235 0.0236	0.0185 0.0229	0.0196	Ave		0.0212				10.2		15.0			
n-Butyl acetate	+++++ 0.3466	0.3963 0.3294	0.3965 0.3257	0.3854 0.2893	0.3826	Ave		0.3565				11.1		15.0			

Note: The M1 coefficient is the same as Ave RRF for an Ave curve type.

FORM VI
GC/MS VOA BY INTERNAL STANDARD - INITIAL CALIBRATION DATA
CURVE EVALUATION

Lab Name: Eurofins TestAmerica, Canton Job No.: 240-124062-1 Analy Batch No.: 396344

SDG No.:

Instrument ID: A3UX8 GC Column: DB-624 ID: 0.18(mm) Heated Purge: (Y/N) Y

Calibration Start Date: 08/16/2019 07:03 Calibration End Date: 08/16/2019 09:57 Calibration ID: 52785

ANALYTE	RRF					CURVE TYPE	COEFFICIENT			#	MIN RRF	%RSD	#	MAX %RSD	R^2 OR COD	#	MIN R^2 OR COD
	LVL 1 LVL 6	LVL 2 LVL 7	LVL 3 LVL 8	LVL 4 LVL 9	LVL 5		B	M1	M2								
1-Chlorohexane	0.4952 0.5249	0.4839 0.5126	0.6131 0.5029	0.5616 0.5007	0.5217	Ave		0.5241				7.7		15.0			
Cyclohexanone	+++++ 0.0068	+++++ 0.0064	0.0079 0.0072	0.0077 0.0059	0.0077	Ave		0.0071				10.9		15.0			
Pentachloroethane	0.3833 0.4522	0.3805 0.4138	0.4620 0.4808	0.4248 0.4526	0.4318	Ave		0.4313				8.0		15.0			
1,2,3-Trimethylbenzene	2.9859 3.1603	2.6871 3.0184	3.4827 3.0784	3.2361 2.8518	3.2032	Ave		3.0782				7.5		15.0			
Benzyl chloride	+++++ 0.1467	0.0616 0.1697	0.1168 0.1986	0.1225 0.1869	0.1382	Lin1	-0.392	0.1861							0.9930		0.9900
1,3,5-Trichlorobenzene	1.6704 1.3712	1.4223 1.2367	1.7042 1.2658	1.4973 1.1485	1.3843	Ave		1.4112				13.3		15.0			
2-Methylnaphthalene	1.6691 1.2853	1.4263 1.1829	1.3675 1.2687	1.2901 +++++	1.3435	Lin1	0.9107	1.2469							0.9990		0.9900

Note: The M1 coefficient is the same as Ave RRF for an Ave curve type.

FORM VI
GC/MS VOA BY INTERNAL STANDARD - INITIAL CALIBRATION DATA
RESPONSE AND CONCENTRATION

Lab Name: Eurofins TestAmerica, Canton Job No.: 240-124062-1 Analy Batch No.: 396344

SDG No.:

Instrument ID: A3UX8 GC Column: DB-624 ID: 0.18(mm) Heated Purge: (Y/N) Y

Calibration Start Date: 08/16/2019 07:03 Calibration End Date: 08/16/2019 09:57 Calibration ID: 52785

Calibration Files:

LEVEL:	LAB SAMPLE ID:	LAB FILE ID:
Level 1	STDA9 240-396344/11	UX85981.D
Level 2	STDA9 240-396344/10	UX85980.D
Level 3	STDA9 240-396344/9	UX85979.D
Level 4	STDA9 240-396344/8	UX85978.D
Level 5	STDA9 240-396344/7	UX85977.D
Level 6	STDA9 240-396344/6	UX85976.D
Level 7	STDA9 240-396344/5	UX85975.D
Level 8	STDA9 240-396344/4	UX85974.D
Level 9	STDA9 240-396344/3	UX85973.D

ANALYTE	IS REF	CURVE TYPE	RESPONSE					CONCENTRATION (UG/L)				
			LVL 1 LVL 6	LVL 2 LVL 7	LVL 3 LVL 8	LVL 4 LVL 9	LVL 5	LVL 1 LVL 6	LVL 2 LVL 7	LVL 3 LVL 8	LVL 4 LVL 9	LVL 5
Acetonitrile	FB	Ave	5923 230890	10005 445157	29329 876159	49266 1062244	99985	10.0 500	20.0 1000	50.0 2000	100 2500	200
Diisopropyl ether	FB	Ave	5407 264829	9635 539061	32984 987876	53060 1302429	106271	1.00 50.0	2.00 100	5.00 200	10.0 250	20.0
2-Chloro-1,3-butadiene	FB	Ave	10282 515958	18074 1055431	60971 2023321	106901 2691929	203437	1.00 50.0	2.00 100	5.00 200	10.0 250	20.0
Ethyl tert-butyl ether	FB	Ave	13645 751539	27470 1510413	92122 2840060	156404 3657826	308326	1.00 50.0	2.00 100	5.00 200	10.0 250	20.0
Ethyl acetate	FB	Ave	+++++ 295613	13807 626258	43153 1167896	65474 1492327	131234	+++++ 100	4.00 200	10.0 400	20.0 500	40.0
Propionitrile	FB	Ave	6084 232400	9694 471760	30215 901015	50784 1105599	100823	10.0 500	20.0 1000	50.0 2000	100 2500	200
Methacrylonitrile	FB	Ave	24690 1080726	44191 2238527	144663 4209588	227375 5288084	456507	10.0 500	20.0 1000	50.0 2000	100 2500	200
Tert-amyl methyl ether	FB	Ave	10607 594624	19599 1203795	66888 2294770	117163 2878821	239857	1.00 50.0	2.00 100	5.00 200	10.0 250	20.0
n-Butanol	FB	Ave	1779 105456	3261 215235	13475 418028	21556 517900	43740	25.0 1250	50.0 2500	125 5000	250 6250	500
Ethyl acrylate	FB	Ave	3861 181347	6665 406753	24837 741907	37421 974411	77799	1.00 50.0	2.00 100	5.00 200	10.0 250	20.0
Methyl methacrylate	FB	Ave	5794 279677	10406 601615	35886 1095401	58109 1436812	117641	2.00 100	4.00 200	10.0 400	20.0 500	40.0
2-Nitropropane	FB	Ave	+++++ 39689	+++++ 96336	5289 202220	7451 273285	15837	+++++ 100	+++++ 200	10.0 400	20.0 500	40.0
n-Butyl acetate	CBNZ d5	Ave	+++++ 247020	11092 521936	31107 935592	53734 1184366	106097	+++++ 50.0	2.00 100	5.00 200	10.0 250	20.0
1-Chlorohexane	CBNZ d5	Ave	7118 374127	13544 812086	48099 1444360	78308 2049813	144684	1.00 50.0	2.00 100	5.00 200	10.0 250	20.0

FORM VI
GC/MS VOA BY INTERNAL STANDARD - INITIAL CALIBRATION DATA
RESPONSE AND CONCENTRATION

Lab Name: Eurofins TestAmerica, Canton Job No.: 240-124062-1 Analy Batch No.: 396344

SDG No.:

Instrument ID: A3UX8 GC Column: DB-624 ID: 0.18(mm) Heated Purge: (Y/N) Y

Calibration Start Date: 08/16/2019 07:03 Calibration End Date: 08/16/2019 09:57 Calibration ID: 52785

ANALYTE	IS REF	CURVE TYPE	RESPONSE					CONCENTRATION (UG/L)				
			LVL 1 LVL 6	LVL 2 LVL 7	LVL 3 LVL 8	LVL 4 LVL 9	LVL 5	LVL 1 LVL 6	LVL 2 LVL 7	LVL 3 LVL 8	LVL 4 LVL 9	LVL 5
Cyclohexanone	CBNZ d5	Ave	+++++ 48773	+++++ 100924	6230 207162	10773 239650	21298	+++++ 500	+++++ 1000	50.0 2000	100 2500	200
Pentachloroethane	DCBd 4	Ave	5915 338207	11310 671728	36966 1408866	64140 1880712	130183	2.00 100	4.00 200	10.0 400	20.0 500	40.0
1,2,3-Trimethylbenzene	DCBd 4	Ave	23039 1181771	39932 2449873	139337 4510681	244284 5924833	482885	1.00 50.0	2.00 100	5.00 200	10.0 250	20.0
Benzyl chloride	DCBd 4	Lin1	+++++ 54844	916 137720	4674 290935	9244 388282	20835	+++++ 50.0	2.00 100	5.00 200	10.0 250	20.0
1,3,5-Trichlorobenzene	DCBd 4	Ave	12889 512756	21137 1003750	68180 1854683	113031 2386140	208684	1.00 50.0	2.00 100	5.00 200	10.0 250	20.0
2-Methylnaphthalene	DCBd 4	Lin1	25757 961290	42391 1920227	109422 3718008	194776 +++++	405053	2.00 100	4.00 200	10.0 400	20.0 +++++	40.0

Curve Type Legend:

Ave = Average ISTD
Lin1 = Linear 1/conc ISTD

FORM V
GC/MS VOA INSTRUMENT PERFORMANCE CHECK
BROMOFLUOROBENZENE (BFB)

Lab Name: Eurofins TestAmerica, Canton Job No.: 240-124062-1

SDG No.:

Lab File ID: BFB8044.D BFB Injection Date: 11/04/2019

Instrument ID: A3UX8 BFB Injection Time: 01:19

Analysis Batch No.: 408938

M/E	ION ABUNDANCE CRITERIA	% RELATIVE ABUNDANCE	
50	15.0 - 40.0 % of mass 95	24.4	
75	30.0 - 60.0 % of mass 95	48.4	
95	Base Peak, 100% relative abundance	100.0	
96	5.0 - 9.0 % of mass 95	6.6	
173	Less than 2.0 % of mass 174	0.5	(0.7) 1
174	50.0 - 120.00 % of mass 95	70.7	
175	5.0 - 9.0 % of mass 174	5.1	(7.2) 1
176	95.0 - 101.0 % of mass 174	67.8	(95.9) 1
177	5.0 - 9.0 % of mass 176	4.5	(6.6) 2

1-Value is % mass 174 2-Value is % mass 176

THIS CHECK APPLIES TO THE FOLLOWING SAMPLES, MS, MSD, BLANKS AND STANDARDS:

CLIENT SAMPLE ID	LAB SAMPLE ID	LAB FILE ID	DATE ANALYZED	TIME ANALYZED
	STD8260 240-408938/3	UX87320.D	11/04/2019	01:56
	STD8260 240-408938/4	UX87321.D	11/04/2019	02:19
	STD8260 240-408938/5	UX87322.D	11/04/2019	02:43
	STD8260 240-408938/6	UX87323.D	11/04/2019	03:07
	ICIS 240-408938/7	UX87324.D	11/04/2019	03:30
	STD8260 240-408938/8	UX87325.D	11/04/2019	03:52
	STD8260 240-408938/9	UX87326.D	11/04/2019	04:14
	STD8260 240-408938/10	UX87327.D	11/04/2019	04:36
	STD8260 240-408938/11	UX87328.D	11/04/2019	05:00
	ICV 240-408938/13	UX87330.D	11/04/2019	05:47

FORM VI
GC/MS VOA BY INTERNAL STANDARD - INITIAL CALIBRATION DATA
CURVE EVALUATION

Lab Name: Eurofins TestAmerica, Canton Job No.: 240-124062-1 Analy Batch No.: 408938

SDG No.:

Instrument ID: A3UX8 GC Column: DB-624 ID: 0.18(mm) Heated Purge: (Y/N) Y

Calibration Start Date: 11/04/2019 01:56 Calibration End Date: 11/04/2019 05:00 Calibration ID: 54202

Calibration Files:

LEVEL:	LAB SAMPLE ID:	LAB FILE ID:
Level 1	STD8260 240-408938/11	UX87328.D
Level 2	STD8260 240-408938/10	UX87327.D
Level 3	STD8260 240-408938/9	UX87326.D
Level 4	STD8260 240-408938/8	UX87325.D
Level 5	ICIS 240-408938/7	UX87324.D
Level 6	STD8260 240-408938/6	UX87323.D
Level 7	STD8260 240-408938/5	UX87322.D
Level 8	STD8260 240-408938/4	UX87321.D
Level 9	STD8260 240-408938/3	UX87320.D

ANALYTE	RRF					CURVE TYPE	COEFFICIENT			#	MIN RRF	%RSD	#	MAX %RSD	R^2 OR COD	#	MIN R^2 OR COD
	LVL 1 LVL 6	LVL 2 LVL 7	LVL 3 LVL 8	LVL 4 LVL 9	LVL 5		B	M1	M2								
Dichlorodifluoromethane	0.3127 0.3642	0.3232 0.3465	0.4489 0.3518	0.3661 0.3461	0.3692	Ave		0.3587				10.8		15.0			
Chloromethane	0.4076 0.4135	0.4132 0.4029	0.5566 0.4125	0.4519 0.3946	0.4285	Ave		0.4313			0.1000	11.5		15.0			
Vinyl chloride	0.3237 0.2940	0.2962 0.2885	0.3951 0.3014	0.3199 0.2957	0.3034	Ave		0.3131				10.5		15.0			
Butadiene	0.3749 0.3517	0.3301 0.3482	0.4418 0.3627	0.4013 0.3579	0.3760	Ave		0.3716				8.9		15.0			
Bromomethane	0.1967 0.1574	0.1685 0.1370	0.2235 +++++	0.1853 +++++	0.1773	Qua	0.0924	0.1778	-0.000418						1.0000		0.9900
Chloroethane	0.1632 0.1753	0.1840 0.1693	0.2299 0.1570	0.1907 0.1493	0.1890	Ave		0.1786				13.4		15.0			
Dichlorofluoromethane	0.3829 0.3642	0.3831 0.3607	0.4997 0.3577	0.4058 0.3505	0.4033	Ave		0.3898				11.7		15.0			
Trichlorofluoromethane	0.3700 0.3569	0.3669 0.3464	0.4773 0.3485	0.3846 0.3492	0.3686	Ave		0.3743				10.9		15.0			
Ethyl ether	0.2712 0.2210	0.2102 0.2174	0.2495 0.2067	0.2407 0.2024	0.2212	Ave		0.2267				10.0		15.0			
Acrolein	0.0324 0.0333	0.0340 0.0331	0.0402 0.0316	0.0356 0.0314	0.0339	Ave		0.0339				7.9		15.0			
1,1-Dichloroethene	0.3099 0.2625	0.2545 0.2572	0.2965 0.2483	0.2846 0.2440	0.2555	Ave		0.2681				8.6		15.0			
1,1,2-Trichloro-1,2,2-trifluoroethane	0.2472 0.2181	0.2024 0.2152	0.2722 0.2078	0.2308 0.2107	0.2131	Ave		0.2242				10.0		15.0			
Acetone	0.1667 0.0594	0.1301 0.0646	0.0964 0.0598	0.0728 0.0588	0.0693	Lin1	0.2566	0.0595							0.9980		0.9900

Note: The M1 coefficient is the same as Ave RRF for an Ave curve type.

FORM VI
GC/MS VOA BY INTERNAL STANDARD - INITIAL CALIBRATION DATA
CURVE EVALUATION

Lab Name: Eurofins TestAmerica, Canton Job No.: 240-124062-1 Analy Batch No.: 408938

SDG No.:

Instrument ID: A3UX8 GC Column: DB-624 ID: 0.18(mm) Heated Purge: (Y/N) Y

Calibration Start Date: 11/04/2019 01:56 Calibration End Date: 11/04/2019 05:00 Calibration ID: 54202

ANALYTE	RRF					CURVE TYPE	COEFFICIENT			#	MIN RRF	%RSD	#	MAX %RSD	R^2 OR COD	#	MIN R^2 OR COD
	LVL 1 LVL 6	LVL 2 LVL 7	LVL 3 LVL 8	LVL 4 LVL 9	LVL 5		B	M1	M2								
Iodomethane	0.5461 0.4298	0.4741 0.4269	0.5025 0.4086	0.4557 0.4068	0.4262	Ave		0.4530				10.4		15.0			
Carbon disulfide	0.7912 0.8274	0.7141 0.8443	0.7799 0.8421	0.7949 0.8440	0.7654	Ave		0.8003				5.5		15.0			
3-Chloro-1-propene	0.1474 0.1651	0.1247 0.1669	0.1564 0.1642	0.1580 0.1619	0.1627	Ave		0.1564				8.5		15.0			
Methyl acetate	0.1853 0.1572	0.1717 0.1606	0.1821 0.1540	0.1703 0.1485	0.1620	Ave		0.1658				7.6		15.0			
Methylene Chloride	0.3444 0.2763	0.3302 0.2715	0.3387 0.2610	0.2993 0.2541	0.2801	Ave		0.2951				11.7		15.0			
tert-Butyl alcohol	0.0174 0.0142	0.0175 0.0145	0.0160 0.0139	0.0150 0.0134	0.0153	Ave		0.0152				9.6		15.0			
Acrylonitrile	0.0851 0.0718	0.0840 0.0715	0.0798 0.0677	0.0773 0.0660	0.0742	Ave		0.0753				9.0		15.0			
trans-1,2-Dichloroethene	0.3160 0.3033	0.3156 0.2937	0.3498 0.2834	0.3199 0.2810	0.2916	Ave		0.3060				7.1		15.0			
Methyl tert-butyl ether	0.6141 0.5440	0.5984 0.5505	0.6218 0.5346	0.5820 0.5255	0.5478	Ave		0.5687				6.3		15.0			
Hexane	0.0754 0.0919	0.0751 0.0896	0.0975 0.0868	0.0927 0.0866	0.0909	Ave		0.0874				8.7		15.0			
1,1-Dichloroethane	0.5701 0.5413	0.6087 0.5405	0.6251 0.5166	0.5749 0.5116	0.5451	Ave		0.5593			0.1000	7.0		15.0			
Vinyl acetate	0.3855 0.4492	0.3974 0.4742	0.4471 0.4552	0.4458 0.4509	0.4499	Ave		0.4395				6.5		15.0			
2-Butanone (MEK)	+++++ 0.0978	0.1461 0.0979	0.1331 0.0888	0.1182 0.0875	0.1092	Lin1	0.3606	0.0898							0.9970		0.9900
cis-1,2-Dichloroethene	0.3801 0.3184	0.3309 0.3038	0.3541 0.2942	0.3302 0.2876	0.3183	Ave		0.3242				9.0		15.0			
2,2-Dichloropropane	+++++ 0.3205	0.4089 0.3271	0.4244 0.3192	0.3746 0.3220	0.3322	Ave		0.3536				12.2		15.0			
Bromochloromethane	0.1253 0.1243	0.1365 0.1217	0.1348 0.1176	0.1345 0.1163	0.1273	Ave		0.1265				5.9		15.0			
Tetrahydrofuran	+++++ 0.0594	0.0693 0.0599	0.0715 0.0597	0.0616 0.0578	0.0599	Ave		0.0624				8.1		15.0			
Chloroform	0.5569 0.4805	0.5313 0.4758	0.5523 0.4556	0.5192 0.4564	0.4809	Ave		0.5010				7.9		15.0			
1,1,1-Trichloroethane	0.3741 0.4232	0.3728 0.4223	0.4286 0.4157	0.4117 0.4166	0.4067	Ave		0.4080				5.0		15.0			
Cyclohexane	0.6702 0.6538	0.5919 0.6401	0.7230 0.6313	0.6805 0.6261	0.6377	Ave		0.6505				5.8		15.0			

Note: The M1 coefficient is the same as Ave RRF for an Ave curve type.

FORM VI
GC/MS VOA BY INTERNAL STANDARD - INITIAL CALIBRATION DATA
CURVE EVALUATION

Lab Name: Eurofins TestAmerica, Canton Job No.: 240-124062-1 Analy Batch No.: 408938

SDG No.:

Instrument ID: A3UX8 GC Column: DB-624 ID: 0.18(mm) Heated Purge: (Y/N) Y

Calibration Start Date: 11/04/2019 01:56 Calibration End Date: 11/04/2019 05:00 Calibration ID: 54202

ANALYTE	RRF					CURVE TYPE	COEFFICIENT			#	MIN RRF	%RSD	#	MAX %RSD	R^2 OR COD	#	MIN R^2 OR COD
	LVL 1 LVL 6	LVL 2 LVL 7	LVL 3 LVL 8	LVL 4 LVL 9	LVL 5		B	M1	M2								
1,1-Dichloropropene	0.4544 0.4197	0.4374 0.4090	0.4688 0.3975	0.4367 0.3980	0.4113	Ave		0.4259				5.9		15.0			
Carbon tetrachloride	0.3443 0.3650	0.3304 0.3617	0.3631 0.3637	0.3573 0.3647	0.3447	Ave		0.3550				3.5		15.0			
Isobutyl alcohol	0.0056 0.0074	0.0079 0.0071	0.0078 0.0069	0.0074 0.0067	0.0073	Ave		0.0071				10.0		15.0			
1,2-Dichloroethane	0.3416 0.3309	0.3726 0.3313	0.4012 0.3163	0.3769 0.3156	0.3439	Ave		0.3478				8.5		15.0			
Benzene	1.4895 1.1880	1.3252 1.1678	1.3875 1.1254	1.2769 1.1124	1.2036	Ave		1.2529				10.2		15.0			
n-Heptane	0.0784 0.0982	0.0794 0.0930	0.0895 0.0920	0.0959 0.0909	0.0962	Ave		0.0904				7.8		15.0			
Trichloroethene	0.3614 0.3032	0.3027 0.2958	0.3466 0.2924	0.3212 0.2899	0.3093	Ave		0.3136				8.0		15.0			
Methylcyclohexane	0.5882 0.5749	0.5712 0.5533	0.6452 0.5389	0.5910 0.5354	0.5664	Ave		0.5739				5.8		15.0			
1,2-Dichloropropane	0.2958 0.2755	0.2812 0.2714	0.3028 0.2585	0.2959 0.2616	0.2816	Ave		0.2805				5.5		15.0			
Dibromomethane	0.0822 0.1147	0.1238 0.1160	0.1212 0.1133	0.1173 0.1127	0.1182	Ave		0.1133				10.8		15.0			
1,4-Dioxane	+++++ 0.0017	+++++ 0.0017	0.0020 0.0016	0.0016 0.0016	0.0019	Ave		0.0017				10.0		15.0			
Bromodichloromethane	0.2586 0.3009	0.2789 0.3049	0.2899 0.3007	0.2771 0.3045	0.2851	Ave		0.2889				5.4		15.0			
2-Chloroethyl vinyl ether	0.0609 0.0705	0.0651 0.0746	0.0671 0.0759	0.0707 0.0780	0.0692	Ave		0.0702				7.7		15.0			
cis-1,3-Dichloropropene	0.2312 0.3432	0.2572 0.3516	0.3051 0.3606	0.3223 0.3614	0.3216	Ave		0.3171				14.5		15.0			
4-Methyl-2-pentanone (MIBK)	0.1797 0.1934	0.1891 0.1966	0.1986 0.1881	0.1984 0.1822	0.2040	Ave		0.1922				4.2		15.0			
Toluene	1.8659 1.7724	1.7484 1.7097	2.0140 1.6800	1.8937 1.7067	1.7775	Ave		1.7965				6.0		15.0			
trans-1,3-Dichloropropene	+++++ 0.3878	0.2914 0.4050	0.3436 0.4158	0.3643 0.4241	0.3677	Ave		0.3750				11.6		15.0			
Ethyl methacrylate	0.2519 0.3251	0.2700 0.3249	0.2907 0.3221	0.3223 0.3184	0.3286	Ave		0.3060				9.2		15.0			
1,1,2-Trichloroethane	0.3076 0.2481	0.2771 0.2386	0.2917 0.2309	0.2713 0.2325	0.2618	Ave		0.2622				10.3		15.0			
1,3-Dichloropropane	0.5088 0.4394	0.4939 0.4347	0.5322 0.4175	0.4981 0.4185	0.4633	Ave		0.4674				9.0		15.0			

Note: The M1 coefficient is the same as Ave RRF for an Ave curve type.

FORM VI
GC/MS VOA BY INTERNAL STANDARD - INITIAL CALIBRATION DATA
CURVE EVALUATION

Lab Name: Eurofins TestAmerica, Canton Job No.: 240-124062-1 Analy Batch No.: 408938

SDG No.:

Instrument ID: A3UX8 GC Column: DB-624 ID: 0.18(mm) Heated Purge: (Y/N) Y

Calibration Start Date: 11/04/2019 01:56 Calibration End Date: 11/04/2019 05:00 Calibration ID: 54202

ANALYTE	RRF					CURVE TYPE	COEFFICIENT			#	MIN RRF	%RSD	#	MAX %RSD	R^2 OR COD	#	MIN R^2 OR COD
	LVL 1 LVL 6	LVL 2 LVL 7	LVL 3 LVL 8	LVL 4 LVL 9	LVL 5		B	M1	M2								
Tetrachloroethene	0.3863 0.3574	0.3577 0.3364	0.3963 0.3257	0.3725 0.3332	0.3406	Ave		0.3562				6.9		15.0			
2-Hexanone	0.1459 0.1973	0.1617 0.1937	0.1852 0.1846	0.1966 0.1821	0.2046	Ave		0.1835				10.2		15.0			
Dibromochloromethane	0.2011 0.2520	0.1811 0.2619	0.2114 0.2630	0.2179 0.2724	0.2301	Ave		0.2323				13.7		15.0			
1,2-Dibromoethane	0.2551 0.2298	0.2028 0.2278	0.2488 0.2236	0.2496 0.2208	0.2283	Ave		0.2318				7.2		15.0			
Chlorobenzene	1.2640 1.0680	1.2148 1.0242	1.2225 0.9896	1.1662 1.0025	1.1006	Ave		1.1169			0.3000	9.2		15.0			
1,1,1,2-Tetrachloroethane	0.3251 0.3448	0.3086 0.3405	0.3525 0.3335	0.3266 0.3391	0.3252	Ave		0.3329				3.9		15.0			
Ethylbenzene	0.5333 0.6124	0.5658 0.5879	0.6719 0.5804	0.6541 0.5856	0.6325	Ave		0.6026				7.3		15.0			
m-Xylene & p-Xylene	0.8266 0.7507	0.7627 0.7215	0.8207 0.7094	0.8030 0.7185	0.7552	Ave		0.7631				5.8		15.0			
o-Xylene	0.7263 0.7393	0.7246 0.7023	0.8142 0.6662	0.7917 0.6665	0.7395	Ave		0.7301				6.8		15.0			
Styrene	1.0381 1.1387	1.0369 1.1125	1.1648 1.0778	1.1841 1.0840	1.1348	Ave		1.1080				4.7		15.0			
Bromoform	+++++ 0.1192	+++++ 0.1270	0.1070 0.1346	0.1124 0.1392	0.1124	Ave		0.1217			0.1000	10.0		15.0			
Isopropylbenzene	1.9406 2.0270	1.8052 1.9260	2.1776 1.8483	2.0974 1.8702	1.9987	Ave		1.9657				6.2		15.0			
1,1,2,2-Tetrachloroethane	0.5765 0.5498	0.6001 0.5459	0.5872 0.5137	0.5968 0.5072	0.5686	Ave		0.5607			0.3000	6.1		15.0			
Bromobenzene	0.9778 0.8205	0.9012 0.7927	0.9234 0.7720	0.8881 0.7777	0.8448	Ave		0.8554				8.4		15.0			
1,2,3-Trichloropropane	0.1963 0.1721	0.1653 0.1703	0.1707 0.1606	0.2090 0.1594	0.1851	Ave		0.1765				9.6		15.0			
trans-1,4-Dichloro-2-butene	+++++ 0.1766	0.1623 0.1848	0.1761 0.1829	0.1996 0.1853	0.1842	Ave		0.1815				5.8		15.0			
N-Propylbenzene	0.9830 1.1014	0.9954 1.0628	1.1919 1.0236	1.1773 1.0324	1.1181	Ave		1.0762				7.1		15.0			
2-Chlorotoluene	0.9843 0.8895	0.8814 0.8701	0.9534 0.8299	0.9470 0.8358	0.8685	Ave		0.8955				6.0		15.0			
1,3,5-Trimethylbenzene	2.8305 3.3817	2.8371 3.2927	3.4043 3.1148	3.4724 3.1600	3.3407	Ave		3.2038				7.4		15.0			
4-Chlorotoluene	0.9457 0.9011	0.9897 0.8714	0.9925 0.8372	0.9800 0.8495	0.9194	Ave		0.9207				6.5		15.0			

Note: The M1 coefficient is the same as Ave RRF for an Ave curve type.

FORM VI
GC/MS VOA BY INTERNAL STANDARD - INITIAL CALIBRATION DATA
CURVE EVALUATION

Lab Name: Eurofins TestAmerica, Canton Job No.: 240-124062-1 Analy Batch No.: 408938

SDG No.:

Instrument ID: A3UX8 GC Column: DB-624 ID: 0.18(mm) Heated Purge: (Y/N) Y

Calibration Start Date: 11/04/2019 01:56 Calibration End Date: 11/04/2019 05:00 Calibration ID: 54202

ANALYTE	RRF					CURVE TYPE	COEFFICIENT			#	MIN RRF	%RSD	#	MAX %RSD	R^2 OR COD	#	MIN R^2 OR COD
	LVL 1 LVL 6	LVL 2 LVL 7	LVL 3 LVL 8	LVL 4 LVL 9	LVL 5		B	M1	M2								
tert-Butylbenzene	2.7625 3.0643	2.6183 2.9756	3.1401 2.8135	3.1515 2.7962	3.0226	Ave		2.9272				6.4		15.0			
1,2,4-Trimethylbenzene	2.8978 3.3407	2.9193 3.3080	3.5061 3.1049	3.5595 3.1510	3.4085	Ave		3.2440				7.4		15.0			
sec-Butylbenzene	4.2078 4.4972	4.1713 4.2919	4.6755 4.0988	4.7277 4.1123	4.4244	Ave		4.3563				5.4		15.0			
1,3-Dichlorobenzene	2.2788 1.7196	1.9335 1.6769	2.1034 1.5727	1.9443 1.5767	1.8109	Ave		1.8463				13.0		15.0			
p-Isopropyltoluene	3.1520 3.7413	3.2965 3.6001	3.8197 3.3806	3.9322 3.4195	3.7595	Ave		3.5668				7.5		15.0			
1,4-Dichlorobenzene	+++++ 1.7251	2.1142 1.6658	2.0852 1.5688	1.9214 1.5836	1.7856	Ave		1.8062				11.8		15.0			
n-Butylbenzene	3.3048 3.3818	3.0723 3.2362	3.4708 3.0327	3.5162 3.0425	3.4123	Ave		3.2744				5.7		15.0			
1,2-Dichlorobenzene	+++++ 1.5566	1.9512 1.5507	1.9308 1.4161	1.7756 1.4152	1.6765	Ave		1.6591				12.8		15.0			
1,2-Dibromo-3-Chloropropane	+++++ 0.0725	+++++ 0.0746	0.0694 0.0793	0.0646 0.0790	0.0688	Ave		0.0726				7.5		15.0			
1,2,4-Trichlorobenzene	+++++ 0.9690	1.2069 0.9309	1.1762 0.8239	1.0651 0.8198	1.0044	Ave		0.9995				14.5		15.0			
Hexachlorobutadiene	0.7638 0.5341	0.6938 0.4676	0.6199 0.4263	0.6182 0.4130	0.5559	Lin1	0.6123	0.4373							0.9910		0.9900
Naphthalene	2.5459 1.8348	2.0889 1.8229	1.9380 1.6555	1.8938 1.5977	1.9196	Ave		1.9219				14.4		15.0			
1,2,3-Trichlorobenzene	1.4741 0.8239	1.1981 0.7832	1.0667 0.7098	0.9826 0.6907	0.9272	Lin1	1.1362	0.7233							0.9940		0.9900
Dibromofluoromethane (Surr)	+++++ 0.1955	0.2831 0.2205	0.2667 0.2210	0.2642 0.2208	0.2490	Ave		0.2401				12.5		15.0			
1,2-Dichloroethane-d4 (Surr)	0.4157 0.2143	0.3661 0.2389	0.3510 0.2453	0.3055 0.2423	0.2913	Lin1	0.2663	0.2408							0.9960		0.9900
Toluene-d8 (Surr)	+++++ 1.2375	1.8028 1.3240	1.7646 1.3364	1.6550 1.3469	1.5871	Ave		1.5068				14.7		15.0			
4-Bromofluorobenzene (Surr)	1.0466 0.4378	0.7643 0.4584	0.6854 0.4611	0.5857 0.4718	0.5618	Lin1	0.6963	0.4620							0.9980		0.9900

Note: The M1 coefficient is the same as Ave RRF for an Ave curve type.

FORM VI
GC/MS VOA BY INTERNAL STANDARD - INITIAL CALIBRATION DATA
RESPONSE AND CONCENTRATION

Lab Name: Eurofins TestAmerica, Canton Job No.: 240-124062-1 Analy Batch No.: 408938

SDG No.:

Instrument ID: A3UX8 GC Column: DB-624 ID: 0.18(mm) Heated Purge: (Y/N) Y

Calibration Start Date: 11/04/2019 01:56 Calibration End Date: 11/04/2019 05:00 Calibration ID: 54202

Calibration Files:

LEVEL:	LAB SAMPLE ID:	LAB FILE ID:
Level 1	STD8260 240-408938/11	UX87328.D
Level 2	STD8260 240-408938/10	UX87327.D
Level 3	STD8260 240-408938/9	UX87326.D
Level 4	STD8260 240-408938/8	UX87325.D
Level 5	ICIS 240-408938/7	UX87324.D
Level 6	STD8260 240-408938/6	UX87323.D
Level 7	STD8260 240-408938/5	UX87322.D
Level 8	STD8260 240-408938/4	UX87321.D
Level 9	STD8260 240-408938/3	UX87320.D

ANALYTE	IS REF	CURVE TYPE	RESPONSE					CONCENTRATION (UG/L)				
			LVL 1 LVL 6	LVL 2 LVL 7	LVL 3 LVL 8	LVL 4 LVL 9	LVL 5	LVL 1 LVL 6	LVL 2 LVL 7	LVL 3 LVL 8	LVL 4 LVL 9	LVL 5
Dichlorodifluoromethane	FB	Ave	4849 301181	9857 568112	35377 1180164	61088 1416348	118385	1.00 50.0	2.00 100	5.00 200	10.0 250	20.0
Chloromethane	FB	Ave	6320 341946	12602 660638	43866 1383821	75401 1614860	137404	1.00 50.0	2.00 100	5.00 200	10.0 250	20.0
Vinyl chloride	FB	Ave	5019 243123	9032 473116	31140 1011150	53380 1210448	97280	1.00 50.0	2.00 100	5.00 200	10.0 250	20.0
Butadiene	FB	Ave	5813 290812	10066 570983	34818 1216503	66961 1464755	120554	1.00 50.0	2.00 100	5.00 200	10.0 250	20.0
Bromomethane	FB	Qua	3050 130159	5140 224702	17618 +++++	30916 +++++	56833	1.00 50.0	2.00 100	5.00 +++++	10.0 +++++	20.0
Chloroethane	FB	Ave	2531 144982	5611 277628	18115 526524	31812 611057	60595	1.00 50.0	2.00 100	5.00 200	10.0 250	20.0
Dichlorofluoromethane	FB	Ave	5936 301156	11685 591417	39386 1199843	67710 1434599	129307	1.00 50.0	2.00 100	5.00 200	10.0 250	20.0
Trichlorofluoromethane	FB	Ave	5737 295143	11189 567943	37614 1168842	64175 1429029	118180	1.00 50.0	2.00 100	5.00 200	10.0 250	20.0
Ethyl ether	FB	Ave	4205 182747	6410 356429	19665 693208	40158 828578	70927	1.00 50.0	2.00 100	5.00 200	10.0 250	20.0
Acrolein	FB	Ave	2510 137780	5186 271374	15846 529259	29672 641709	54392	5.00 250	10.0 500	25.0 1000	50.0 1250	100
1,1-Dichloroethene	FB	Ave	4805 217085	7762 421742	23364 832775	47490 998598	81913	1.00 50.0	2.00 100	5.00 200	10.0 250	20.0
1,1,2-Trichloro-1,2,2-trifluoroetha ne	FB	Ave	3833 180368	6173 352865	21454 697076	38513 862194	68326	1.00 50.0	2.00 100	5.00 200	10.0 250	20.0
Acetone	FB	Lin1	5170 98165	7936 211870	15200 401250	24293 481594	44450	2.00 100	4.00 200	10.0 400	20.0 500	40.0
Iodomethane	FB	Ave	8467 355371	14459 699936	39607 1370634	76033 1664877	136650	1.00 50.0	2.00 100	5.00 200	10.0 250	20.0

FORM VI
GC/MS VOA BY INTERNAL STANDARD - INITIAL CALIBRATION DATA
RESPONSE AND CONCENTRATION

Lab Name: Eurofins TestAmerica, Canton Job No.: 240-124062-1 Analy Batch No.: 408938

SDG No.:

Instrument ID: A3UX8 GC Column: DB-624 ID: 0.18(mm) Heated Purge: (Y/N) Y

Calibration Start Date: 11/04/2019 01:56 Calibration End Date: 11/04/2019 05:00 Calibration ID: 54202

ANALYTE	IS REF	CURVE TYPE	RESPONSE					CONCENTRATION (UG/L)				
			LVL 1 LVL 6	LVL 2 LVL 7	LVL 3 LVL 8	LVL 4 LVL 9	LVL 5	LVL 1 LVL 6	LVL 2 LVL 7	LVL 3 LVL 8	LVL 4 LVL 9	LVL 5
Carbon disulfide	FB	Ave	12267 684105	21779 1384482	61463 2824623	132632 3454195	245407	1.00 50.0	2.00 100	5.00 200	10.0 250	20.0
3-Chloro-1-propene	FB	Ave	2285 136512	3803 273611	12330 550863	26367 662621	52174	1.00 50.0	2.00 100	5.00 200	10.0 250	20.0
Methyl acetate	FB	Ave	5747 260015	10475 526757	28703 1032842	56817 1215567	103904	2.00 100	4.00 200	10.0 400	20.0 500	40.0
Methylene Chloride	FB	Ave	5340 228435	10071 445237	26691 875510	49941 1040092	89815	1.00 50.0	2.00 100	5.00 200	10.0 250	20.0
tert-Butyl alcohol	FB	Ave	2691 117140	5334 237503	12630 467313	24997 549430	49200	10.0 500	20.0 1000	50.0 2000	100 2500	200
Acrylonitrile	FB	Ave	13195 594042	25630 1172011	62909 2270202	128947 2700150	237968	10.0 500	20.0 1000	50.0 2000	100 2500	200
trans-1,2-Dichloroethene	FB	Ave	4899 250749	9626 481661	27569 950641	53382 1150022	93504	1.00 50.0	2.00 100	5.00 200	10.0 250	20.0
Methyl tert-butyl ether	FB	Ave	9522 449793	18251 902644	49002 1793096	97106 2150594	175633	1.00 50.0	2.00 100	5.00 200	10.0 250	20.0
Hexane	FB	Ave	1169 76024	2290 146890	7686 291229	15470 354247	29150	1.00 50.0	2.00 100	5.00 200	10.0 250	20.0
1,1-Dichloroethane	FB	Ave	8839 447612	18564 886237	49268 1732824	95919 2093855	174780	1.00 50.0	2.00 100	5.00 200	10.0 250	20.0
Vinyl acetate	FB	Ave	5977 371396	12120 777537	35238 1526753	74382 1845488	144240	1.00 50.0	2.00 100	5.00 200	10.0 250	20.0
2-Butanone (MEK)	FB	Lin1	+++++ 161681	8910 321019	20977 595602	39439 716233	70049	+++++ 100	4.00 200	10.0 400	20.0 500	40.0
cis-1,2-Dichloroethene	FB	Ave	5893 263257	10093 498192	27907 986744	55089 1177028	102056	1.00 50.0	2.00 100	5.00 200	10.0 250	20.0
2,2-Dichloropropane	FB	Ave	+++++ 264972	12470 536391	33445 1070573	62506 1317761	106504	+++++ 50.0	2.00 100	5.00 200	10.0 250	20.0
Bromochloromethane	FB	Ave	1943 102812	4162 199539	10625 394391	22447 475869	40826	1.00 50.0	2.00 100	5.00 200	10.0 250	20.0
Tetrahydrofuran	FB	Ave	+++++ 98294	4225 196537	11265 400778	20545 472939	38434	+++++ 100	4.00 200	10.0 400	20.0 500	40.0
Chloroform	FB	Ave	8635 397332	16202 780159	43524 1528117	86631 1867977	154200	1.00 50.0	2.00 100	5.00 200	10.0 250	20.0
1,1,1-Trichloroethane	FB	Ave	5801 349953	11371 692507	33781 1394494	68696 1704952	130417	1.00 50.0	2.00 100	5.00 200	10.0 250	20.0
Cyclohexane	FB	Ave	10391 540593	18053 1049535	56983 2117486	113554 2562511	204481	1.00 50.0	2.00 100	5.00 200	10.0 250	20.0
1,1-Dichloropropene	FB	Ave	7046 347052	13339 670701	36946 1333231	72864 1628904	131870	1.00 50.0	2.00 100	5.00 200	10.0 250	20.0
Carbon tetrachloride	FB	Ave	5338 301774	10078 593155	28614 1219856	59625 1492837	110519	1.00 50.0	2.00 100	5.00 200	10.0 250	20.0

FORM VI
GC/MS VOA BY INTERNAL STANDARD - INITIAL CALIBRATION DATA
RESPONSE AND CONCENTRATION

Lab Name: Eurofins TestAmerica, Canton Job No.: 240-124062-1 Analy Batch No.: 408938

SDG No.:

Instrument ID: A3UX8 GC Column: DB-624 ID: 0.18(mm) Heated Purge: (Y/N) Y

Calibration Start Date: 11/04/2019 01:56 Calibration End Date: 11/04/2019 05:00 Calibration ID: 54202

ANALYTE	IS REF	CURVE TYPE	RESPONSE					CONCENTRATION (UG/L)				
			LVL 1 LVL 6	LVL 2 LVL 7	LVL 3 LVL 8	LVL 4 LVL 9	LVL 5	LVL 1 LVL 6	LVL 2 LVL 7	LVL 3 LVL 8	LVL 4 LVL 9	LVL 5
Isobutyl alcohol	FB	Ave	2155 153503	6055 291640	15371 574850	30939 680996	58346	25.0 1250	50.0 2500	125 5000	250 6250	500
1,2-Dichloroethane	FB	Ave	5297 273572	11363 543211	31623 1061097	62895 1291850	110251	1.00 50.0	2.00 100	5.00 200	10.0 250	20.0
Benzene	FB	Ave	23094 982265	40417 1914879	109349 3774988	213067 4552740	385934	1.00 50.0	2.00 100	5.00 200	10.0 250	20.0
n-Heptane	FB	Ave	1215 81171	2423 152522	7052 308630	16001 372193	30845	1.00 50.0	2.00 100	5.00 200	10.0 250	20.0
Trichloroethene	FB	Ave	5604 250733	9232 485061	27320 980740	53589 1186683	99181	1.00 50.0	2.00 100	5.00 200	10.0 250	20.0
Methylcyclohexane	FB	Ave	9120 475396	17419 907286	50849 1807826	98621 2191382	181623	1.00 50.0	2.00 100	5.00 200	10.0 250	20.0
1,2-Dichloropropane	FB	Ave	4587 227806	8576 445073	23866 867036	49376 1070604	90298	1.00 50.0	2.00 100	5.00 200	10.0 250	20.0
Dibromomethane	FB	Ave	1274 94848	3776 190242	9550 380135	19578 461288	37898	1.00 50.0	2.00 100	5.00 200	10.0 250	20.0
1,4-Dioxane	FB	Ave	+++++ 28085	+++++ 57318	3184 107104	5250 128769	12161	+++++ 1000	+++++ 2000	100 4000	200 5000	400
Bromodichloromethane	FB	Ave	4009 248779	8506 499997	22847 1008647	46229 1246094	91416	1.00 50.0	2.00 100	5.00 200	10.0 250	20.0
2-Chloroethyl vinyl ether	FB	Ave	1888 116640	3972 244518	10570 509199	23593 638200	44399	2.00 100	4.00 200	10.0 400	20.0 500	40.0
cis-1,3-Dichloropropene	FB	Ave	3584 283790	7845 576548	24042 1209550	53785 1479112	103122	1.00 50.0	2.00 100	5.00 200	10.0 250	20.0
4-Methyl-2-pentanone (MIBK)	FB	Ave	5573 319854	11533 644788	31310 1262053	66224 1491244	130788	2.00 100	4.00 200	10.0 400	20.0 500	40.0
Toluene	CBNZ d5	Ave	19706 985202	36649 1930810	106219 3871561	213860 4747867	395339	1.00 50.0	2.00 100	5.00 200	10.0 250	20.0
trans-1,3-Dichloropropene	CBNZ d5	Ave	+++++ 215545	6108 457414	18120 958256	41140 1179824	81773	+++++ 50.0	2.00 100	5.00 200	10.0 250	20.0
Ethyl methacrylate	CBNZ d5	Ave	2660 180713	5659 366934	15332 742180	36400 885773	73080	1.00 50.0	2.00 100	5.00 200	10.0 250	20.0
1,1,2-Trichloroethane	CBNZ d5	Ave	3249 137890	5808 269404	15383 532073	30637 646775	58225	1.00 50.0	2.00 100	5.00 200	10.0 250	20.0
1,3-Dichloropropane	CBNZ d5	Ave	5373 244262	10353 490880	28071 962257	56250 1164166	103038	1.00 50.0	2.00 100	5.00 200	10.0 250	20.0
Tetrachloroethene	CBNZ d5	Ave	4080 198692	7498 379959	20902 750624	42066 926855	75746	1.00 50.0	2.00 100	5.00 200	10.0 250	20.0
2-Hexanone	CBNZ d5	Ave	3082 219313	6778 437493	19538 850965	44408 1012941	91010	2.00 100	4.00 200	10.0 400	20.0 500	40.0
Dibromochloromethane	CBNZ d5	Ave	2124 140101	3795 295804	11148 606035	24609 757898	51179	1.00 50.0	2.00 100	5.00 200	10.0 250	20.0

FORM VI
GC/MS VOA BY INTERNAL STANDARD - INITIAL CALIBRATION DATA
RESPONSE AND CONCENTRATION

Lab Name: Eurofins TestAmerica, Canton Job No.: 240-124062-1 Analy Batch No.: 408938

SDG No.:

Instrument ID: A3UX8 GC Column: DB-624 ID: 0.18(mm) Heated Purge: (Y/N) Y

Calibration Start Date: 11/04/2019 01:56 Calibration End Date: 11/04/2019 05:00 Calibration ID: 54202

ANALYTE	IS REF	CURVE TYPE	RESPONSE					CONCENTRATION (UG/L)				
			LVL 1 LVL 6	LVL 2 LVL 7	LVL 3 LVL 8	LVL 4 LVL 9	LVL 5	LVL 1 LVL 6	LVL 2 LVL 7	LVL 3 LVL 8	LVL 4 LVL 9	LVL 5
1,2-Dibromoethane	CBNZ d5	Ave	2694 127764	4250 257243	13124 515250	28183 614171	50781	1.00 50.0	2.00 100	5.00 200	10.0 250	20.0
Chlorobenzene	CBNZ d5	Ave	13349 593661	25463 1156606	64474 2280465	131698 2788947	244795	1.00 50.0	2.00 100	5.00 200	10.0 250	20.0
1,1,1,2-Tetrachloroethane	CBNZ d5	Ave	3433 191646	6469 384549	18589 768644	36886 943461	72340	1.00 50.0	2.00 100	5.00 200	10.0 250	20.0
Ethylbenzene	CBNZ d5	Ave	5632 340393	11859 663942	35438 1337481	73865 1629183	140674	1.00 50.0	2.00 100	5.00 200	10.0 250	20.0
m-Xylene & p-Xylene	CBNZ d5	Ave	8730 417269	15987 814859	43282 1634955	90681 1998657	167969	1.00 50.0	2.00 100	5.00 200	10.0 250	20.0
o-Xylene	CBNZ d5	Ave	7671 410954	15188 793176	42941 1535204	89403 1854208	164489	1.00 50.0	2.00 100	5.00 200	10.0 250	20.0
Styrene	CBNZ d5	Ave	10964 632960	21734 1256424	61431 2483935	133722 3015547	252395	1.00 50.0	2.00 100	5.00 200	10.0 250	20.0
Bromoform	CBNZ d5	Ave	+++++ 66247	+++++ 143392	5641 310212	12696 387240	25008	+++++ 50.0	+++++ 100	5.00 200	10.0 250	20.0
Isopropylbenzene	CBNZ d5	Ave	20495 1126754	37838 2175078	114846 4259417	236860 5202762	444547	1.00 50.0	2.00 100	5.00 200	10.0 250	20.0
1,1,2,2-Tetrachloroethane	DCBd 4	Ave	3119 154539	6564 302308	16454 578077	34598 689438	63933	1.00 50.0	2.00 100	5.00 200	10.0 250	20.0
Bromobenzene	DCBd 4	Ave	5290 230619	9857 439009	25875 868774	51481 1057093	94992	1.00 50.0	2.00 100	5.00 200	10.0 250	20.0
1,2,3-Trichloropropane	DCBd 4	Ave	1062 48368	1808 94321	4783 180693	12115 216609	20812	1.00 50.0	2.00 100	5.00 200	10.0 250	20.0
trans-1,4-Dichloro-2-butene	DCBd 4	Ave	+++++ 49630	1775 102344	4934 205811	11568 251832	20714	+++++ 50.0	2.00 100	5.00 200	10.0 250	20.0
N-Propylbenzene	DCBd 4	Ave	5318 309588	10887 588557	33398 1151903	68245 1403287	125730	1.00 50.0	2.00 100	5.00 200	10.0 250	20.0
2-Chlorotoluene	DCBd 4	Ave	5325 250031	9640 481873	26714 933897	54897 1135987	97662	1.00 50.0	2.00 100	5.00 200	10.0 250	20.0
1,3,5-Trimethylbenzene	DCBd 4	Ave	15313 950535	31031 1823486	95389 3505295	201291 4295058	375652	1.00 50.0	2.00 100	5.00 200	10.0 250	20.0
4-Chlorotoluene	DCBd 4	Ave	5116 253273	10825 482570	27811 942179	56811 1154703	103389	1.00 50.0	2.00 100	5.00 200	10.0 250	20.0
tert-Butylbenzene	DCBd 4	Ave	14945 861324	28637 1647858	87986 3166187	182686 3800639	339877	1.00 50.0	2.00 100	5.00 200	10.0 250	20.0
1,2,4-Trimethylbenzene	DCBd 4	Ave	15677 939027	31930 1831977	98242 3494084	206338 4282789	383276	1.00 50.0	2.00 100	5.00 200	10.0 250	20.0
sec-Butylbenzene	DCBd 4	Ave	22764 1264106	45623 2376836	131008 4612591	274059 5589433	497504	1.00 50.0	2.00 100	5.00 200	10.0 250	20.0
1,3-Dichlorobenzene	DCBd 4	Ave	12328 483347	21147 928651	58937 1769815	112707 2143071	203627	1.00 50.0	2.00 100	5.00 200	10.0 250	20.0

FORM VI
GC/MS VOA BY INTERNAL STANDARD - INITIAL CALIBRATION DATA
RESPONSE AND CONCENTRATION

Lab Name: Eurofins TestAmerica, Canton Job No.: 240-124062-1 Analy Batch No.: 408938

SDG No.:

Instrument ID: A3UX8 GC Column: DB-624 ID: 0.18(mm) Heated Purge: (Y/N) Y

Calibration Start Date: 11/04/2019 01:56 Calibration End Date: 11/04/2019 05:00 Calibration ID: 54202

ANALYTE	IS REF	CURVE TYPE	RESPONSE					CONCENTRATION (UG/L)				
			LVL 1 LVL 6	LVL 2 LVL 7	LVL 3 LVL 8	LVL 4 LVL 9	LVL 5	LVL 1 LVL 6	LVL 2 LVL 7	LVL 3 LVL 8	LVL 4 LVL 9	LVL 5
p-Isopropyltoluene	DCBd 4	Ave	17052 1051637	36055 1993703	107028 3804397	227946 4647763	422746	1.00 50.0	2.00 100	5.00 200	10.0 250	20.0
1,4-Dichlorobenzene	DCBd 4	Ave	+++++ 484902	23124 922535	58428 1765508	111379 2152443	200783	+++++ 50.0	2.00 100	5.00 200	10.0 250	20.0
n-Butylbenzene	DCBd 4	Ave	17879 950582	33603 1792189	97252 3412823	203827 4135308	383704	1.00 50.0	2.00 100	5.00 200	10.0 250	20.0
1,2-Dichlorobenzene	DCBd 4	Ave	+++++ 437526	21341 858779	54101 1593641	102927 1923501	188521	+++++ 50.0	2.00 100	5.00 200	10.0 250	20.0
1,2-Dibromo-3-Chloropropane	DCBd 4	Ave	+++++ 20373	+++++ 41302	1944 89212	3745 107393	7735	+++++ 50.0	+++++ 100	5.00 200	10.0 250	20.0
1,2,4-Trichlorobenzene	DCBd 4	Ave	+++++ 272365	13200 515503	32957 927220	61743 1114253	112941	+++++ 50.0	2.00 100	5.00 200	10.0 250	20.0
Hexachlorobutadiene	DCBd 4	Lin1	4132 150125	7588 258964	17369 479688	35834 561329	62510	1.00 50.0	2.00 100	5.00 200	10.0 250	20.0
Naphthalene	DCBd 4	Ave	13773 515748	22847 1009538	54302 1862983	109781 2171542	215853	1.00 50.0	2.00 100	5.00 200	10.0 250	20.0
1,2,3-Trichlorobenzene	DCBd 4	Lin1	7975 231592	13104 433727	29888 798778	56959 938743	104266	1.00 50.0	2.00 100	5.00 200	10.0 250	20.0
Dibromofluoromethane (Surr)	FB	Ave	+++++ 161634	8634 361560	21021 741320	44076 903567	79832	+++++ 50.0	2.00 100	5.00 200	10.0 250	20.0
1,2-Dichloroethane-d4 (Surr)	FB	Lin1	6446 177190	11164 391743	27666 822982	50970 991866	93401	1.00 50.0	2.00 100	5.00 200	10.0 250	20.0
Toluene-d8 (Surr)	CBNZ d5	Ave	+++++ 687907	37788 1495239	93068 3079803	186898 3747007	353003	+++++ 50.0	2.00 100	5.00 200	10.0 250	20.0
4-Bromofluorobenzene (Surr)	CBNZ d5	Lin1	11053 243380	16020 517736	36150 1062657	66145 1312383	124956	1.00 50.0	2.00 100	5.00 200	10.0 250	20.0

Curve Type Legend:

Ave = Average ISTD
Lin1 = Linear 1/conc ISTD
Qua = Quadratic ISTD

FORM VII
GC/MS VOA CONTINUING CALIBRATION DATA

Lab Name: Eurofins TestAmerica, Canton Job No.: 240-124062-1

SDG No.:

Lab Sample ID: ICV 240-408938/13 Calibration Date: 11/04/2019 05:47

Instrument ID: A3UX8 Calib Start Date: 11/04/2019 01:56

GC Column: DB-624 ID: 0.18(mm) Calib End Date: 11/04/2019 05:00

Lab File ID: UX87330.D Conc. Units: ng/uL Heated Purge: (Y/N) Y

ANALYTE	CURVE TYPE	AVE RRF	RRF	MIN RRF	CALC AMOUNT	SPIKE AMOUNT	%D	MAX %D
Dichlorodifluoromethane	Ave	0.3587	0.3446		0.0240	0.0250	-4.0	50.0
Chloromethane	Ave	0.4313	0.4175	0.1000	0.0242	0.0250	-3.2	50.0
Vinyl chloride	Ave	0.3131	0.2945		0.0235	0.0250	-5.9	20.0
Butadiene	Ave	0.3716	0.3736		0.0251	0.0250	0.5	50.0
Bromomethane	Qua		0.1746		0.0256	0.0250	2.3	50.0
Chloroethane	Ave	0.1786	0.1818		0.0254	0.0250	1.8	50.0
Dichlorofluoromethane	Ave	0.3898	0.4070		0.0261	0.0250	4.4	50.0
Trichlorofluoromethane	Ave	0.3743	0.3713		0.0248	0.0250	-0.8	50.0
Ethyl ether	Ave	0.2267	0.2316		0.0255	0.0250	2.1	50.0
Acrolein	Ave	0.0339	0.0351		0.129	0.125	3.3	50.0
1,1-Dichloroethene	Ave	0.2681	0.2735		0.0255	0.0250	2.0	20.0
1,1,2-Trichloro-1,2,2-trifluoroethane	Ave	0.2242	0.2148		0.0240	0.0250	-4.2	50.0
Acetone	Lin1		0.0697		0.0542	0.0500	8.5	50.0
Iodomethane	Ave	0.4530	0.4369		0.0241	0.0250	-3.5	50.0
Carbon disulfide	Ave	0.8003	0.8048		0.0251	0.0250	0.6	50.0
3-Chloro-1-propene	Ave	0.1564	0.1558		0.0249	0.0250	-0.4	50.0
Methyl acetate	Ave	0.1658	0.1657		0.0500	0.0500	-0.0	50.0
Methylene Chloride	Ave	0.2951	0.2843		0.0241	0.0250	-3.7	50.0
tert-Butyl alcohol	Ave	0.0152	0.0155		0.253	0.250	1.4	50.0
Acrylonitrile	Ave	0.0753	0.0759		0.252	0.250	0.8	50.0
Methyl tert-butyl ether	Ave	0.5687	0.5538		0.0243	0.0250	-2.6	50.0
trans-1,2-Dichloroethene	Ave	0.3060	0.3096		0.0253	0.0250	1.1	50.0
Hexane	Ave	0.0874	0.0941		0.0269	0.0250	7.6	20.0
1,1-Dichloroethane	Ave	0.5593	0.5435	0.1000	0.0243	0.0250	-2.8	50.0
Vinyl acetate	Ave	0.4395	0.4533		0.0258	0.0250	3.2	50.0
2,2-Dichloropropane	Ave	0.3536	0.3162		0.0224	0.0250	-10.6	50.0
2-Butanone (MEK)	Lin1		0.1060		0.0550	0.0500	10.1	50.0
cis-1,2-Dichloroethene	Ave	0.3242	0.3225		0.0249	0.0250	-0.5	50.0
Bromochloromethane	Ave	0.1265	0.1268		0.0251	0.0250	0.2	50.0
Chloroform	Ave	0.5010	0.4941		0.0247	0.0250	-1.4	20.0
Tetrahydrofuran	Ave	0.0624	0.0630		0.0505	0.0500	0.9	50.0
1,1,1-Trichloroethane	Ave	0.4080	0.4165		0.0255	0.0250	2.1	50.0
Cyclohexane	Ave	0.6505	0.6344		0.0244	0.0250	-2.5	50.0
1,1-Dichloropropene	Ave	0.4259	0.3987		0.0234	0.0250	-6.4	50.0
Carbon tetrachloride	Ave	0.3550	0.3521		0.0248	0.0250	-0.8	50.0
Isobutyl alcohol	Ave	0.0071	0.0080		0.705	0.625	12.8	50.0
1,2-Dichloroethane	Ave	0.3478	0.3465		0.0249	0.0250	-0.4	50.0
Benzene	Ave	1.253	1.180		0.0235	0.0250	-5.9	50.0
n-Heptane	Ave	0.0904	0.0943		0.0261	0.0250	4.3	50.0
Trichloroethene	Ave	0.3136	0.3077		0.0245	0.0250	-1.9	50.0

FORM VII
GC/MS VOA CONTINUING CALIBRATION DATA

Lab Name: Eurofins TestAmerica, Canton Job No.: 240-124062-1

SDG No.:

Lab Sample ID: ICV 240-408938/13 Calibration Date: 11/04/2019 05:47

Instrument ID: A3UX8 Calib Start Date: 11/04/2019 01:56

GC Column: DB-624 ID: 0.18(mm) Calib End Date: 11/04/2019 05:00

Lab File ID: UX87330.D Conc. Units: ng/uL Heated Purge: (Y/N) Y

ANALYTE	CURVE TYPE	AVE RRF	RRF	MIN RRF	CALC AMOUNT	SPIKE AMOUNT	%D	MAX %D
1,2-Dichloropropane	Ave	0.2805	0.2802		0.0250	0.0250	-0.1	20.0
Methylcyclohexane	Ave	0.5739	0.5424		0.0236	0.0250	-5.5	50.0
Dibromomethane	Ave	0.1133	0.1188		0.0262	0.0250	4.8	50.0
1,4-Dioxane	Ave	0.0017	0.0017		0.487	0.500	-2.6	50.0
Bromodichloromethane	Ave	0.2889	0.2961		0.0256	0.0250	2.5	50.0
2-Chloroethyl vinyl ether	Ave	0.0702	0.0663		0.0236	0.0250	-5.6	50.0
cis-1,3-Dichloropropene	Ave	0.3171	0.3207		0.0253	0.0250	1.1	50.0
4-Methyl-2-pentanone (MIBK)	Ave	0.1922	0.2020		0.0525	0.0500	5.1	50.0
Toluene	Ave	1.796	1.739		0.0242	0.0250	-3.2	20.0
trans-1,3-Dichloropropene	Ave	0.3750	0.3396		0.0226	0.0250	-9.4	50.0
Ethyl methacrylate	Ave	0.3060	0.3267		0.0267	0.0250	6.8	50.0
1,1,2-Trichloroethane	Ave	0.2622	0.2563		0.0244	0.0250	-2.2	50.0
1,3-Dichloropropane	Ave	0.4674	0.4609		0.0247	0.0250	-1.4	50.0
Tetrachloroethene	Ave	0.3562	0.3454		0.0242	0.0250	-3.0	50.0
2-Hexanone	Ave	0.1835	0.2041		0.0556	0.0500	11.2	50.0
Dibromochloromethane	Ave	0.2323	0.2402		0.0258	0.0250	3.4	50.0
1,2-Dibromoethane	Ave	0.2318	0.2342		0.0252	0.0250	1.0	50.0
Chlorobenzene	Ave	1.117	1.058	0.3000	0.0237	0.0250	-5.3	50.0
1,1,1,2-Tetrachloroethane	Ave	0.3329	0.3348		0.0251	0.0250	0.6	50.0
Ethylbenzene	Ave	0.6026	0.6020		0.0250	0.0250	-0.1	20.0
m-Xylene & p-Xylene	Ave	0.7631	0.7194		0.0236	0.0250	-5.7	50.0
o-Xylene	Ave	0.7301	0.7366		0.0252	0.0250	0.9	50.0
Styrene	Ave	1.108	1.103		0.0249	0.0250	-0.4	50.0
Bromoform	Ave	0.1217	0.1193	0.1000	0.0245	0.0250	-2.0	50.0
Isopropylbenzene	Ave	1.966	1.935		0.0246	0.0250	-1.5	50.0
1,1,2,2-Tetrachloroethane	Ave	0.5607	0.5612	0.3000	0.0250	0.0250	0.0	50.0
Bromobenzene	Ave	0.8554	0.7844		0.0229	0.0250	-8.3	50.0
1,2,3-Trichloropropane	Ave	0.1765	0.1752		0.0248	0.0250	-0.8	50.0
trans-1,4-Dichloro-2-butene	Ave	0.1815	0.1791		0.0247	0.0250	-1.3	50.0
N-Propylbenzene	Ave	1.076	1.017		0.0236	0.0250	-5.5	50.0
2-Chlorotoluene	Ave	0.8955	0.8361		0.0233	0.0250	-6.6	50.0
1,3,5-Trimethylbenzene	Ave	3.204	3.106		0.0242	0.0250	-3.0	50.0
4-Chlorotoluene	Ave	0.9207	0.8437		0.0229	0.0250	-8.4	50.0
tert-Butylbenzene	Ave	2.927	2.803		0.0239	0.0250	-4.3	50.0
1,2,4-Trimethylbenzene	Ave	3.244	3.157		0.0243	0.0250	-2.7	50.0
sec-Butylbenzene	Ave	4.356	4.111		0.0236	0.0250	-5.6	50.0
1,3-Dichlorobenzene	Ave	1.846	1.601		0.0217	0.0250	-13.3	50.0
p-Isopropyltoluene	Ave	3.567	3.401		0.0238	0.0250	-4.6	50.0
1,4-Dichlorobenzene	Ave	1.806	1.628		0.0225	0.0250	-9.9	50.0
n-Butylbenzene	Ave	3.274	3.012		0.0230	0.0250	-8.0	50.0
1,2-Dichlorobenzene	Ave	1.659	1.505		0.0227	0.0250	-9.3	50.0

FORM VII
GC/MS VOA CONTINUING CALIBRATION DATA

Lab Name: Eurofins TestAmerica, Canton Job No.: 240-124062-1

SDG No.:

Lab Sample ID: ICV 240-408938/13 Calibration Date: 11/04/2019 05:47

Instrument ID: A3UX8 Calib Start Date: 11/04/2019 01:56

GC Column: DB-624 ID: 0.18(mm) Calib End Date: 11/04/2019 05:00

Lab File ID: UX87330.D Conc. Units: ng/uL Heated Purge: (Y/N) Y

ANALYTE	CURVE TYPE	AVE RRF	RRF	MIN RRF	CALC AMOUNT	SPIKE AMOUNT	%D	MAX %D
1,2-Dibromo-3-Chloropropane	Ave	0.0726	0.0666		0.0229	0.0250	-8.2	50.0
1,2,4-Trichlorobenzene	Ave	1.000	0.8291		0.0207	0.0250	-17.1	50.0
Hexachlorobutadiene	Lin1		0.4874		0.0265	0.0250	5.8	50.0
Naphthalene	Ave	1.922	1.522		0.0198	0.0250	-20.8	50.0
1,2,3-Trichlorobenzene	Lin1		0.7690		0.0250	0.0250	0.0	50.0
Dibromofluoromethane (Surr)	Ave	0.2401	0.1969		0.0410	0.0500	-18.0	50.0
1,2-Dichloroethane-d4 (Surr)	Lin1		0.2247		0.0455	0.0500	-8.9	50.0
Toluene-d8 (Surr)	Ave	1.507	1.242		0.0412	0.0500	-17.6	50.0
4-Bromofluorobenzene (Surr)	Lin1		0.4384		0.0459	0.0500	-8.1	50.0

FORM V
GC/MS VOA INSTRUMENT PERFORMANCE CHECK
BROMOFLUOROBENZENE (BFB)

Lab Name: Eurofins TestAmerica, Canton Job No.: 240-124062-1

SDG No.:

Lab File ID: BFB8078.D BFB Injection Date: 12/28/2019

Instrument ID: A3UX8 BFB Injection Time: 06:12

Analysis Batch No.: 417546

M/E	ION ABUNDANCE CRITERIA	% RELATIVE ABUNDANCE	
50	15.0 - 40.0 % of mass 95	21.3	
75	30.0 - 60.0 % of mass 95	45.5	
95	Base Peak, 100% relative abundance	100.0	
96	5.0 - 9.0 % of mass 95	6.6	
173	Less than 2.0 % of mass 174	0.0	(0.0) 1
174	50.0 - 120.00 % of mass 95	81.4	
175	5.0 - 9.0 % of mass 174	5.9	(7.2) 1
176	95.0 - 101.0 % of mass 174	78.6	(96.5) 1
177	5.0 - 9.0 % of mass 176	5.0	(6.4) 2

1-Value is % mass 174 2-Value is % mass 176

THIS CHECK APPLIES TO THE FOLLOWING SAMPLES, MS, MSD, BLANKS AND STANDARDS:

CLIENT SAMPLE ID	LAB SAMPLE ID	LAB FILE ID	DATE ANALYZED	TIME ANALYZED
	CCVIS 240-417546/4	UX88056.D	12/28/2019	06:45
	CCV 240-417546/5	UX88057.D	12/28/2019	07:07
	LCS 240-417546/6	UX88058.D	12/28/2019	07:30
	MB 240-417546/7	UX88059.D	12/28/2019	07:52
	240-124077-C-5-B MS	UX88072.D	12/28/2019	12:43
	240-124077-C-5-C MSD	UX88073.D	12/28/2019	13:05
E-SB-1796-0-1	240-124062-2	UX88075.D	12/28/2019	13:50
E-SB-1791-0-1	240-124062-4	UX88077.D	12/28/2019	14:34
E-SB-1792-1-2	240-124062-5	UX88078.D	12/28/2019	14:56
WC-S-PILES-121719	240-124062-6	UX88079.D	12/28/2019	15:18

FORM VII
GC/MS VOA CONTINUING CALIBRATION DATA

Lab Name: Eurofins TestAmerica, Canton Job No.: 240-124062-1

SDG No.:

Lab Sample ID: CCVIS 240-417546/4 Calibration Date: 12/28/2019 06:45

Instrument ID: A3UX8 Calib Start Date: 11/04/2019 01:56

GC Column: DB-624 ID: 0.18(mm) Calib End Date: 11/04/2019 05:00

Lab File ID: UX88056.D Conc. Units: ng/uL Heated Purge: (Y/N) Y

ANALYTE	CURVE TYPE	AVE RRF	RRF	MIN RRF	CALC AMOUNT	SPIKE AMOUNT	%D	MAX %D
Dichlorodifluoromethane	Ave	0.3587	0.3308		0.0184	0.0200	-7.8	50.0
Chloromethane	Ave	0.4313	0.3900	0.1000	0.0181	0.0200	-9.6	50.0
Vinyl chloride	Ave	0.3131	0.2877		0.0184	0.0200	-8.1	20.0
Butadiene	Ave	0.3716	0.3347		0.0180	0.0200	-9.9	50.0
Bromomethane	Qua		0.1746		0.0201	0.0200	0.4	50.0
Chloroethane	Ave	0.1786	0.1785		0.0200	0.0200	-0.0	50.0
Dichlorofluoromethane	Ave	0.3898	0.3845		0.0197	0.0200	-1.4	50.0
Trichlorofluoromethane	Ave	0.3743	0.3732		0.0199	0.0200	-0.3	50.0
Ethyl ether	Ave	0.2267	0.1540		0.0340	0.0500	-32.1	50.0
Acrolein	Ave	0.0339	0.0210		0.154	0.250	-38.3	50.0
1,1-Dichloroethene	Ave	0.2681	0.2463		0.0459	0.0500	-8.1	20.0
1,1,2-Trichloro-1,2,2-trifluoroethane	Ave	0.2242	0.2091		0.0466	0.0500	-6.7	50.0
Acetone	Lin1		0.0554		0.0888	0.100	-11.2	50.0
Iodomethane	Ave	0.4530	0.4042		0.0446	0.0500	-10.8	50.0
Carbon disulfide	Ave	0.8003	0.7993		0.0499	0.0500	-0.1	50.0
3-Chloro-1-propene	Ave	0.1564	0.1539		0.0492	0.0500	-1.6	50.0
Methyl acetate	Ave	0.1658	0.1299		0.0784	0.100	-21.6	50.0
Methylene Chloride	Ave	0.2951	0.2574		0.0436	0.0500	-12.8	50.0
tert-Butyl alcohol	Ave	0.0152	0.0118		0.385	0.500	-22.9	50.0
Acrylonitrile	Ave	0.0753	0.0625		0.415	0.500	-16.9	50.0
trans-1,2-Dichloroethene	Ave	0.3060	0.2833		0.0463	0.0500	-7.4	50.0
Methyl tert-butyl ether	Ave	0.5687	0.4809		0.0423	0.0500	-15.4	50.0
Hexane	Ave	0.0874	0.0855		0.0489	0.0500	-2.2	20.0
1,1-Dichloroethane	Ave	0.5593	0.4870	0.1000	0.0435	0.0500	-12.9	50.0
Vinyl acetate	Ave	0.4395	0.3766		0.0428	0.0500	-14.3	50.0
cis-1,2-Dichloroethene	Ave	0.3242	0.2898		0.0447	0.0500	-10.6	50.0
2,2-Dichloropropane	Ave	0.3536	0.3205		0.0453	0.0500	-9.3	50.0
2-Butanone (MEK)	Lin1		0.0840		0.0895	0.100	-10.5	50.0
Bromochloromethane	Ave	0.1265	0.1088		0.0430	0.0500	-14.0	50.0
Chloroform	Ave	0.5010	0.4244		0.0424	0.0500	-15.3	20.0
Tetrahydrofuran	Ave	0.0624	0.0501		0.0803	0.100	-19.7	50.0
1,1,1-Trichloroethane	Ave	0.4080	0.3772		0.0462	0.0500	-7.5	50.0
Cyclohexane	Ave	0.6505	0.6242		0.0480	0.0500	-4.0	50.0
1,1-Dichloropropene	Ave	0.4259	0.3833		0.0450	0.0500	-10.0	50.0
Carbon tetrachloride	Ave	0.3550	0.3272		0.0461	0.0500	-7.8	50.0
Isobutyl alcohol	Ave	0.0071	0.0059		1.04	1.25	-16.6	50.0
1,2-Dichloroethane	Ave	0.3478	0.2812		0.0404	0.0500	-19.2	50.0
Benzene	Ave	1.253	1.084		0.0432	0.0500	-13.5	50.0
n-Heptane	Ave	0.0904	0.0908		0.0502	0.0500	0.5	50.0
Trichloroethene	Ave	0.3136	0.2787		0.0444	0.0500	-11.2	50.0

FORM VII
GC/MS VOA CONTINUING CALIBRATION DATA

Lab Name: Eurofins TestAmerica, Canton Job No.: 240-124062-1

SDG No.:

Lab Sample ID: CCVIS 240-417546/4 Calibration Date: 12/28/2019 06:45

Instrument ID: A3UX8 Calib Start Date: 11/04/2019 01:56

GC Column: DB-624 ID: 0.18(mm) Calib End Date: 11/04/2019 05:00

Lab File ID: UX88056.D Conc. Units: ng/uL Heated Purge: (Y/N) Y

ANALYTE	CURVE TYPE	AVE RRF	RRF	MIN RRF	CALC AMOUNT	SPIKE AMOUNT	%D	MAX %D
1,2-Dichloropropane	Ave	0.2805	0.2373		0.0423	0.0500	-15.4	20.0
Methylcyclohexane	Ave	0.5739	0.5381		0.0469	0.0500	-6.2	50.0
Dibromomethane	Ave	0.1133	0.1021		0.0450	0.0500	-9.9	50.0
1,4-Dioxane	Ave	0.0017	0.0013		0.775	1.00	-22.5	50.0
Bromodichloromethane	Ave	0.2889	0.2574		0.0445	0.0500	-10.9	50.0
2-Chloroethyl vinyl ether	Ave	0.0702	0.0444		0.0633	0.100	-36.7	50.0
cis-1,3-Dichloropropene	Ave	0.3171	0.2907		0.0458	0.0500	-8.3	50.0
4-Methyl-2-pentanone (MIBK)	Ave	0.1922	0.1642		0.0854	0.100	-14.6	50.0
Toluene	Ave	1.796	1.646		0.0458	0.0500	-8.4	20.0
trans-1,3-Dichloropropene	Ave	0.3750	0.3373		0.0450	0.0500	-10.0	50.0
Ethyl methacrylate	Ave	0.3060	0.2983		0.0487	0.0500	-2.5	50.0
1,1,2-Trichloroethane	Ave	0.2622	0.2302		0.0439	0.0500	-12.2	50.0
1,3-Dichloropropane	Ave	0.4674	0.3924		0.0420	0.0500	-16.1	50.0
Tetrachloroethene	Ave	0.3562	0.3282		0.0461	0.0500	-7.9	50.0
2-Hexanone	Ave	0.1835	0.1689		0.0920	0.100	-8.0	50.0
Dibromochloromethane	Ave	0.2323	0.2230		0.0480	0.0500	-4.0	50.0
1,2-Dibromoethane	Ave	0.2318	0.1993		0.0430	0.0500	-14.1	50.0
Chlorobenzene	Ave	1.117	0.9788	0.3000	0.0438	0.0500	-12.4	50.0
1,1,1,2-Tetrachloroethane	Ave	0.3329	0.3213		0.0483	0.0500	-3.5	50.0
Ethylbenzene	Ave	0.6026	0.5702		0.0473	0.0500	-5.4	20.0
m-Xylene & p-Xylene	Ave	0.7631	0.7022		0.0460	0.0500	-8.0	50.0
o-Xylene	Ave	0.7301	0.6810		0.0466	0.0500	-6.7	50.0
Styrene	Ave	1.108	1.053		0.0475	0.0500	-5.0	50.0
Bromoform	Ave	0.1217	0.1053	0.1000	0.0433	0.0500	-13.5	50.0
Isopropylbenzene	Ave	1.966	1.859		0.0473	0.0500	-5.4	50.0
1,1,2,2-Tetrachloroethane	Ave	0.5607	0.4510	0.3000	0.0402	0.0500	-19.6	50.0
Bromobenzene	Ave	0.8554	0.6838		0.0400	0.0500	-20.1	50.0
1,2,3-Trichloropropane	Ave	0.1765	0.1463		0.0414	0.0500	-17.1	50.0
trans-1,4-Dichloro-2-butene	Ave	0.1815	0.1390		0.0383	0.0500	-23.4	50.0
N-Propylbenzene	Ave	1.076	0.9534		0.0443	0.0500	-11.4	50.0
2-Chlorotoluene	Ave	0.8955	0.7456		0.0416	0.0500	-16.7	50.0
1,3,5-Trimethylbenzene	Ave	3.204	2.903		0.0453	0.0500	-9.4	50.0
4-Chlorotoluene	Ave	0.9207	0.7773		0.0422	0.0500	-15.6	50.0
tert-Butylbenzene	Ave	2.927	2.894		0.0494	0.0500	-1.1	50.0
1,2,4-Trimethylbenzene	Ave	3.244	2.857		0.0440	0.0500	-11.9	50.0
sec-Butylbenzene	Ave	4.356	3.863		0.0443	0.0500	-11.3	50.0
1,3-Dichlorobenzene	Ave	1.846	1.470		0.0398	0.0500	-20.4	50.0
p-Isopropyltoluene	Ave	3.567	3.238		0.0454	0.0500	-9.2	50.0
1,4-Dichlorobenzene	Ave	1.806	1.454		0.0403	0.0500	-19.5	50.0
n-Butylbenzene	Ave	3.274	2.902		0.0443	0.0500	-11.4	50.0
1,2-Dichlorobenzene	Ave	1.659	1.327		0.0400	0.0500	-20.0	50.0

FORM VII
GC/MS VOA CONTINUING CALIBRATION DATA

Lab Name: Eurofins TestAmerica, Canton Job No.: 240-124062-1

SDG No.:

Lab Sample ID: CCVIS 240-417546/4 Calibration Date: 12/28/2019 06:45

Instrument ID: A3UX8 Calib Start Date: 11/04/2019 01:56

GC Column: DB-624 ID: 0.18(mm) Calib End Date: 11/04/2019 05:00

Lab File ID: UX88056.D Conc. Units: ng/uL Heated Purge: (Y/N) Y

ANALYTE	CURVE TYPE	AVE RRF	RRF	MIN RRF	CALC AMOUNT	SPIKE AMOUNT	%D	MAX %D
1,2-Dibromo-3-Chloropropane	Ave	0.0726	0.0598		0.0412	0.0500	-17.6	50.0
1,2,4-Trichlorobenzene	Ave	1.000	0.7421		0.0371	0.0500	-25.7	50.0
Hexachlorobutadiene	Lin1		0.4491		0.0499	0.0500	-0.1	50.0
Naphthalene	Ave	1.922	1.293		0.0336	0.0500	-32.7	50.0
1,2,3-Trichlorobenzene	Lin1		0.6556		0.0437	0.0500	-12.5	50.0
Dibromofluoromethane (Surr)	Ave	0.2401	0.2007		0.0418	0.0500	-16.4	50.0
1,2-Dichloroethane-d4 (Surr)	Lin1		0.2034		0.0411	0.0500	-17.8	50.0
Toluene-d8 (Surr)	Ave	1.507	1.465		0.0486	0.0500	-2.8	50.0
4-Bromofluorobenzene (Surr)	Lin1		0.5231		0.0551	0.0500	10.2	50.0

FORM VII
GC/MS VOA CONTINUING CALIBRATION DATA

Lab Name: Eurofins TestAmerica, Canton Job No.: 240-124062-1

SDG No.:

Lab Sample ID: CCV 240-417546/5 Calibration Date: 12/28/2019 07:07

Instrument ID: A3UX8 Calib Start Date: 08/16/2019 07:03

GC Column: DB-624 ID: 0.18(mm) Calib End Date: 08/16/2019 09:57

Lab File ID: UX88057.D Conc. Units: ng/uL Heated Purge: (Y/N) Y

ANALYTE	CURVE TYPE	AVE RRF	RRF	MIN RRF	CALC AMOUNT	SPIKE AMOUNT	%D	MAX %D
Acetonitrile	Ave	0.0232	0.0228		0.491	0.500	-1.7	50.0
Diisopropyl ether	Ave	0.2512	0.2055		0.0409	0.0500	-18.2	50.0
2-Chloro-1,3-butadiene	Ave	0.4896	0.5076		0.0518	0.0500	3.7	50.0
Ethyl tert-butyl ether	Ave	0.7071	0.6501		0.0460	0.0500	-8.1	50.0
Ethyl acetate	Ave	0.1538	0.1713		0.111	0.100	11.4	50.0
Propionitrile	Ave	0.0237	0.0229		0.483	0.500	-3.3	50.0
Methacrylonitrile	Ave	0.1081	0.1186		0.549	0.500	9.7	50.0
Tert-amyl methyl ether	Ave	0.5433	0.4631		0.0426	0.0500	-14.7	50.0
n-Butanol	Ave	0.0039	0.0033		1.06	1.25	-15.1	50.0
Ethyl acrylate	Ave	0.1823	0.2018		0.0553	0.0500	10.7	50.0
Methyl methacrylate	Ave	0.1371	0.1647		0.120	0.100	20.1	50.0
2-Nitropropane	Ave	0.0212	0.0246		0.116	0.100	15.6	50.0
n-Butyl acetate	Ave	0.3565	0.3739		0.0524	0.0500	4.9	50.0
1-Chlorohexane	Ave	0.5241	0.4980		0.0475	0.0500	-5.0	50.0
Cyclohexanone	Ave	0.0071	0.0049		0.343	0.500	-31.4	50.0
Pentachloroethane	Ave	0.4313	0.2302		0.0534	0.100	-46.6	50.0
1,2,3-Trimethylbenzene	Ave	3.078	2.738		0.0445	0.0500	-11.0	50.0
Benzyl chloride	Lin1		0.1038		0.0300	0.0500	-40.0	50.0
1,3,5-Trichlorobenzene	Ave	1.411	1.016		0.0360	0.0500	-28.0	50.0
2-Methylnaphthalene	Lin1		0.7698		0.0610	0.100	-39.0	50.0

FORM V
GC/MS VOA INSTRUMENT PERFORMANCE CHECK
BROMOFLUOROBENZENE (BFB)

Lab Name: Eurofins TestAmerica, Canton Job No.: 240-124062-1

SDG No.:

Lab File ID: BFB8079.D BFB Injection Date: 12/29/2019

Instrument ID: A3UX8 BFB Injection Time: 02:54

Analysis Batch No.: 417563

M/E	ION ABUNDANCE CRITERIA	% RELATIVE ABUNDANCE	
50	15.0 - 40.0 % of mass 95	22.7	
75	30.0 - 60.0 % of mass 95	46.4	
95	Base Peak, 100% relative abundance	100.0	
96	5.0 - 9.0 % of mass 95	6.6	
173	Less than 2.0 % of mass 174	0.7	(0.9) 1
174	50.0 - 120.00 % of mass 95	72.8	
175	5.0 - 9.0 % of mass 174	5.3	(7.3) 1
176	95.0 - 101.0 % of mass 174	70.3	(96.6) 1
177	5.0 - 9.0 % of mass 176	4.6	(6.5) 2

1-Value is % mass 174 2-Value is % mass 176

THIS CHECK APPLIES TO THE FOLLOWING SAMPLES, MS, MSD, BLANKS AND STANDARDS:

CLIENT SAMPLE ID	LAB SAMPLE ID	LAB FILE ID	DATE ANALYZED	TIME ANALYZED
	CCVIS 240-417563/4	UX88089.D	12/29/2019	03:29
	CCV 240-417563/5	UX88090.D	12/29/2019	03:51
	LCS 240-417563/6	UX88091.D	12/29/2019	04:14
	MB 240-417563/7	UX88092.D	12/29/2019	04:36
E-SB-DUP-01	240-124062-3	UX88100.D	12/29/2019	07:33
E-SB-DUP-01 MS	240-124062-3 MS	UX88101.D	12/29/2019	07:56
E-SB-DUP-01 MSD	240-124062-3 MSD	UX88102.D	12/29/2019	08:18
E-SB-1791-0-1	240-124062-4	UX88104.D	12/29/2019	09:03

FORM VII
GC/MS VOA CONTINUING CALIBRATION DATA

Lab Name: Eurofins TestAmerica, Canton Job No.: 240-124062-1

SDG No.:

Lab Sample ID: CCVIS 240-417563/4 Calibration Date: 12/29/2019 03:29

Instrument ID: A3UX8 Calib Start Date: 11/04/2019 01:56

GC Column: DB-624 ID: 0.18(mm) Calib End Date: 11/04/2019 05:00

Lab File ID: UX88089.D Conc. Units: ng/uL Heated Purge: (Y/N) Y

ANALYTE	CURVE TYPE	AVE RRF	RRF	MIN RRF	CALC AMOUNT	SPIKE AMOUNT	%D	MAX %D
Dichlorodifluoromethane	Ave	0.3587	0.3126		0.0174	0.0200	-12.9	50.0
Chloromethane	Ave	0.4313	0.3546	0.1000	0.0164	0.0200	-17.8	50.0
Vinyl chloride	Ave	0.3131	0.2671		0.0171	0.0200	-14.7	20.0
Butadiene	Ave	0.3716	0.3074		0.0165	0.0200	-17.3	50.0
Bromomethane	Qua		0.1612		0.0184	0.0200	-8.0	50.0
Chloroethane	Ave	0.1786	0.1633		0.0183	0.0200	-8.6	50.0
Dichlorofluoromethane	Ave	0.3898	0.3553		0.0182	0.0200	-8.9	50.0
Trichlorofluoromethane	Ave	0.3743	0.3460		0.0185	0.0200	-7.5	50.0
Ethyl ether	Ave	0.2267	0.1873		0.0413	0.0500	-17.4	50.0
Acrolein	Ave	0.0339	0.0201		0.148	0.250	-40.7	50.0
1,1-Dichloroethene	Ave	0.2681	0.2536		0.0473	0.0500	-5.4	20.0
1,1,2-Trichloro-1,2,2-trifluoroethane	Ave	0.2242	0.2120		0.0473	0.0500	-5.5	50.0
Acetone	Lin1		0.0548		0.0877	0.100	-12.3	50.0
Iodomethane	Ave	0.4530	0.4084		0.0451	0.0500	-9.8	50.0
Carbon disulfide	Ave	0.8003	0.8241		0.0515	0.0500	3.0	50.0
3-Chloro-1-propene	Ave	0.1564	0.1559		0.0499	0.0500	-0.3	50.0
Methyl acetate	Ave	0.1658	0.1324		0.0799	0.100	-20.1	50.0
Methylene Chloride	Ave	0.2951	0.2570		0.0436	0.0500	-12.9	50.0
tert-Butyl alcohol	Ave	0.0152	0.0113		0.372	0.500	-25.6	50.0
Acrylonitrile	Ave	0.0753	0.0617		0.410	0.500	-18.0	50.0
trans-1,2-Dichloroethene	Ave	0.3060	0.2878		0.0470	0.0500	-6.0	50.0
Methyl tert-butyl ether	Ave	0.5687	0.4719		0.0415	0.0500	-17.0	50.0
Hexane	Ave	0.0874	0.0905		0.0518	0.0500	3.6	20.0
1,1-Dichloroethane	Ave	0.5593	0.4930	0.1000	0.0441	0.0500	-11.9	50.0
Vinyl acetate	Ave	0.4395	0.3903		0.0444	0.0500	-11.2	50.0
2-Butanone (MEK)	Lin1		0.0821		0.0875	0.100	-12.5	50.0
cis-1,2-Dichloroethene	Ave	0.3242	0.2893		0.0446	0.0500	-10.7	50.0
2,2-Dichloropropane	Ave	0.3536	0.3133		0.0443	0.0500	-11.4	50.0
Bromochloromethane	Ave	0.1265	0.1151		0.0455	0.0500	-9.0	50.0
Chloroform	Ave	0.5010	0.4320		0.0431	0.0500	-13.8	20.0
Tetrahydrofuran	Ave	0.0624	0.0502		0.0804	0.100	-19.6	50.0
1,1,1-Trichloroethane	Ave	0.4080	0.3811		0.0467	0.0500	-6.6	50.0
Cyclohexane	Ave	0.6505	0.6289		0.0483	0.0500	-3.3	50.0
1,1-Dichloropropene	Ave	0.4259	0.3884		0.0456	0.0500	-8.8	50.0
Carbon tetrachloride	Ave	0.3550	0.3388		0.0477	0.0500	-4.6	50.0
Isobutyl alcohol	Ave	0.0071	0.0056		0.990	1.25	-20.8	50.0
1,2-Dichloroethane	Ave	0.3478	0.2853		0.0410	0.0500	-18.0	50.0
Benzene	Ave	1.253	1.111		0.0443	0.0500	-11.3	50.0
n-Heptane	Ave	0.0904	0.0919		0.0508	0.0500	1.6	50.0
Trichloroethene	Ave	0.3136	0.2871		0.0458	0.0500	-8.5	50.0

FORM VII
GC/MS VOA CONTINUING CALIBRATION DATA

Lab Name: Eurofins TestAmerica, Canton Job No.: 240-124062-1

SDG No.:

Lab Sample ID: CCVIS 240-417563/4 Calibration Date: 12/29/2019 03:29

Instrument ID: A3UX8 Calib Start Date: 11/04/2019 01:56

GC Column: DB-624 ID: 0.18(mm) Calib End Date: 11/04/2019 05:00

Lab File ID: UX88089.D Conc. Units: ng/uL Heated Purge: (Y/N) Y

ANALYTE	CURVE TYPE	AVE RRF	RRF	MIN RRF	CALC AMOUNT	SPIKE AMOUNT	%D	MAX %D
Methylcyclohexane	Ave	0.5739	0.5523		0.0481	0.0500	-3.8	50.0
1,2-Dichloropropane	Ave	0.2805	0.2423		0.0432	0.0500	-13.6	20.0
Dibromomethane	Ave	0.1133	0.1004		0.0443	0.0500	-11.4	50.0
1,4-Dioxane	Ave	0.0017	0.0014		0.834	1.00	-16.6	50.0
Bromodichloromethane	Ave	0.2889	0.2568		0.0444	0.0500	-11.1	50.0
2-Chloroethyl vinyl ether	Ave	0.0702	0.0454		0.0646	0.100	-35.4	50.0
cis-1,3-Dichloropropene	Ave	0.3171	0.2882		0.0454	0.0500	-9.1	50.0
4-Methyl-2-pentanone (MIBK)	Ave	0.1922	0.1594		0.0829	0.100	-17.1	50.0
Toluene	Ave	1.796	1.701		0.0473	0.0500	-5.3	20.0
trans-1,3-Dichloropropene	Ave	0.3750	0.3413		0.0455	0.0500	-9.0	50.0
Ethyl methacrylate	Ave	0.3060	0.2922		0.0477	0.0500	-4.5	50.0
1,1,2-Trichloroethane	Ave	0.2622	0.2284		0.0436	0.0500	-12.9	50.0
1,3-Dichloropropane	Ave	0.4674	0.4038		0.0432	0.0500	-13.6	50.0
Tetrachloroethene	Ave	0.3562	0.3442		0.0483	0.0500	-3.4	50.0
2-Hexanone	Ave	0.1835	0.1663		0.0906	0.100	-9.4	50.0
Dibromochloromethane	Ave	0.2323	0.2316		0.0498	0.0500	-0.3	50.0
1,2-Dibromoethane	Ave	0.2318	0.2091		0.0451	0.0500	-9.8	50.0
Chlorobenzene	Ave	1.117	1.006	0.3000	0.0451	0.0500	-9.9	50.0
1,1,1,2-Tetrachloroethane	Ave	0.3329	0.3161		0.0475	0.0500	-5.1	50.0
Ethylbenzene	Ave	0.6026	0.5864		0.0486	0.0500	-2.7	20.0
m-Xylene & p-Xylene	Ave	0.7631	0.7219		0.0473	0.0500	-5.4	50.0
o-Xylene	Ave	0.7301	0.6907		0.0473	0.0500	-5.4	50.0
Styrene	Ave	1.108	1.050		0.0474	0.0500	-5.3	50.0
Bromoform	Ave	0.1217	0.1085	0.1000	0.0446	0.0500	-10.8	50.0
Isopropylbenzene	Ave	1.966	1.899		0.0483	0.0500	-3.4	50.0
1,1,2,2-Tetrachloroethane	Ave	0.5607	0.4744	0.3000	0.0423	0.0500	-15.4	50.0
Bromobenzene	Ave	0.8554	0.7326		0.0428	0.0500	-14.4	50.0
1,2,3-Trichloropropane	Ave	0.1765	0.1521		0.0431	0.0500	-13.9	50.0
trans-1,4-Dichloro-2-butene	Ave	0.1815	0.1492		0.0411	0.0500	-17.8	50.0
N-Propylbenzene	Ave	1.076	1.028		0.0478	0.0500	-4.5	50.0
2-Chlorotoluene	Ave	0.8955	0.8202		0.0458	0.0500	-8.4	50.0
1,3,5-Trimethylbenzene	Ave	3.204	3.053		0.0476	0.0500	-4.7	50.0
4-Chlorotoluene	Ave	0.9207	0.8336		0.0453	0.0500	-9.5	50.0
tert-Butylbenzene	Ave	2.927	2.781		0.0475	0.0500	-5.0	50.0
1,2,4-Trimethylbenzene	Ave	3.244	3.048		0.0470	0.0500	-6.0	50.0
sec-Butylbenzene	Ave	4.356	4.174		0.0479	0.0500	-4.2	50.0
1,3-Dichlorobenzene	Ave	1.846	1.553		0.0421	0.0500	-15.9	50.0
p-Isopropyltoluene	Ave	3.567	3.439		0.0482	0.0500	-3.6	50.0
1,4-Dichlorobenzene	Ave	1.806	1.531		0.0424	0.0500	-15.2	50.0
n-Butylbenzene	Ave	3.274	3.086		0.0471	0.0500	-5.8	50.0
1,2-Dichlorobenzene	Ave	1.659	1.400		0.0422	0.0500	-15.6	50.0

FORM VII
GC/MS VOA CONTINUING CALIBRATION DATA

Lab Name: Eurofins TestAmerica, Canton Job No.: 240-124062-1

SDG No.:

Lab Sample ID: CCVIS 240-417563/4 Calibration Date: 12/29/2019 03:29

Instrument ID: A3UX8 Calib Start Date: 11/04/2019 01:56

GC Column: DB-624 ID: 0.18(mm) Calib End Date: 11/04/2019 05:00

Lab File ID: UX88089.D Conc. Units: ng/uL Heated Purge: (Y/N) Y

ANALYTE	CURVE TYPE	AVE RRF	RRF	MIN RRF	CALC AMOUNT	SPIKE AMOUNT	%D	MAX %D
1,2-Dibromo-3-Chloropropane	Ave	0.0726	0.0577		0.0397	0.0500	-20.6	50.0
1,2,4-Trichlorobenzene	Ave	1.000	0.7563		0.0378	0.0500	-24.3	50.0
Hexachlorobutadiene	Lin1		0.4578		0.0509	0.0500	1.9	50.0
Naphthalene	Ave	1.922	1.260		0.0328	0.0500	-34.4	50.0
1,2,3-Trichlorobenzene	Lin1		0.6604		0.0441	0.0500	-11.8	50.0
Dibromofluoromethane (Surr)	Ave	0.2401	0.2093		0.0436	0.0500	-12.8	50.0
1,2-Dichloroethane-d4 (Surr)	Lin1		0.2235		0.0453	0.0500	-9.4	50.0
Toluene-d8 (Surr)	Ave	1.507	1.472		0.0489	0.0500	-2.3	50.0
4-Bromofluorobenzene (Surr)	Lin1		0.4977		0.0524	0.0500	4.7	50.0

FORM VII
GC/MS VOA CONTINUING CALIBRATION DATA

Lab Name: Eurofins TestAmerica, Canton Job No.: 240-124062-1

SDG No.:

Lab Sample ID: CCV 240-417563/5 Calibration Date: 12/29/2019 03:51

Instrument ID: A3UX8 Calib Start Date: 08/16/2019 07:03

GC Column: DB-624 ID: 0.18(mm) Calib End Date: 08/16/2019 09:57

Lab File ID: UX88090.D Conc. Units: ng/uL Heated Purge: (Y/N) Y

ANALYTE	CURVE TYPE	AVE RRF	RRF	MIN RRF	CALC AMOUNT	SPIKE AMOUNT	%D	MAX %D
Acetonitrile	Ave	0.0232	0.0222		0.479	0.500	-4.2	50.0
Diisopropyl ether	Ave	0.2512	0.2083		0.0415	0.0500	-17.1	50.0
2-Chloro-1,3-butadiene	Ave	0.4896	0.5334		0.0545	0.0500	9.0	50.0
Ethyl tert-butyl ether	Ave	0.7071	0.6464		0.0457	0.0500	-8.6	50.0
Ethyl acetate	Ave	0.1538	0.1658		0.108	0.100	7.8	50.0
Propionitrile	Ave	0.0237	0.0220		0.464	0.500	-7.1	50.0
Methacrylonitrile	Ave	0.1081	0.1180		0.546	0.500	9.2	50.0
Tert-amyl methyl ether	Ave	0.5433	0.4584		0.0422	0.0500	-15.6	50.0
n-Butanol	Ave	0.0039	0.0033		1.04	1.25	-17.0	50.0
Ethyl acrylate	Ave	0.1823	0.1930		0.0529	0.0500	5.8	50.0
Methyl methacrylate	Ave	0.1371	0.1631		0.119	0.100	19.0	50.0
2-Nitropropane	Ave	0.0212	0.0239		0.112	0.100	12.5	50.0
n-Butyl acetate	Ave	0.3565	0.3642		0.0511	0.0500	2.2	50.0
1-Chlorohexane	Ave	0.5241	0.5017		0.0479	0.0500	-4.3	50.0
Cyclohexanone	Ave	0.0071	0.0051		0.358	0.500	-28.4	50.0
Pentachloroethane	Ave	0.4313	0.2573		0.0597	0.100	-40.3	50.0
1,2,3-Trimethylbenzene	Ave	3.078	2.891		0.0470	0.0500	-6.1	50.0
Benzyl chloride	Lin1		0.0994		0.0288	0.0500	-42.4	50.0
1,3,5-Trichlorobenzene	Ave	1.411	1.044		0.0370	0.0500	-26.0	50.0
2-Methylnaphthalene	Lin1		0.7105		0.0563	0.100	-43.7	50.0

FORM VIII
GC/MS VOA INTERNAL STANDARD AREA AND RETENTION TIME SUMMARY

Lab Name: Eurofins TestAmerica, Canton Job No.: 240-124062-1

SDG No.:

Sample No.: STD8260 240-385628/4 Date Analyzed: 06/11/2019 18:25

Instrument ID: A3UX17 GC Column: DB-624 ID: 0.18(mm)

Lab File ID (Standard): UXR8412.D Heated Purge: (Y/N) N

Calibration ID: 51508

		FB		CBNZd5		DCBd4	
		AREA #	RT #	AREA #	RT #	AREA #	RT #
INITIAL CALIBRATION MID-POINT		1832420	5.78	1276440	8.47	667379	10.72
UPPER LIMIT		3664840	6.28	2552880	8.97	1334758	11.22
LOWER LIMIT		916210	5.28	638220	7.97	333690	10.22
LAB SAMPLE ID	CLIENT SAMPLE ID						
ICV 240-385628/9		1780030	5.78	1242464	8.47	669972	10.72
ICV 240-385628/17		1718303	5.78	1341962	8.47	516289	10.72
CCVIS 240-417660/2		1175867	5.76	762504	8.47	455635	10.71
CCVIS 240-417817/2		1081346	5.76	700127	8.47	418854	10.71

FB = Fluorobenzene
CBNZd5 = Chlorobenzene-d5
DCBd4 = 1,4-Dichlorobenzene-d4

Area Limit = 50%-200% of internal standard area
RT Limit = ± 0.5 minutes of internal standard RT

Column used to flag values outside QC limits

FORM VIII 8260B

FORM VIII
GC/MS VOA INTERNAL STANDARD AREA AND RETENTION TIME SUMMARY

Lab Name: Eurofins TestAmerica, Canton Job No.: 240-124062-1

SDG No.:

Sample No.: CCVIS 240-417660/2 Date Analyzed: 12/30/2019 10:36

Instrument ID: A3UX17 GC Column: DB-624 ID: 0.18(mm)

Lab File ID (Standard): UXR3191.D Heated Purge: (Y/N) N

Calibration ID: 51510

		FB		CBNZd5		DCBd4	
		AREA #	RT #	AREA #	RT #	AREA #	RT #
12/24 HOUR STD		1175867	5.76	762504	8.47	455635	10.71
UPPER LIMIT		2351734	6.26	1525008	8.97	911270	11.21
LOWER LIMIT		587934	5.26	381252	7.97	227818	10.21
LAB SAMPLE ID	CLIENT SAMPLE ID						
CCV 240-417660/3		1148726	5.78	845938	8.47	302267	10.71
LCS 240-417660/4		1178586	5.78	778386	8.47	456945	10.71
MB 240-417660/7		965340	5.78	678972	8.47	284700	10.72
240-124062-1	TB-121719	865112	5.78	619889	8.47	262699	10.72
240-124181-E-19 MS		1080839	5.78	693128	8.47	415037	10.71
240-124181-F-19 MSD		1112223	5.76	733056	8.47	421476	10.71

FB = Fluorobenzene
CBNZd5 = Chlorobenzene-d5
DCBd4 = 1,4-Dichlorobenzene-d4

Area Limit = 50%-200% of internal standard area
RT Limit = ± 0.5 minutes of internal standard RT

Column used to flag values outside QC limits

FORM VIII 8260B

FORM VIII
GC/MS VOA INTERNAL STANDARD AREA AND RETENTION TIME SUMMARY

Lab Name: Eurofins TestAmerica, Canton Job No.: 240-124062-1

SDG No.:

Sample No.: CCVIS 240-417817/2 Date Analyzed: 12/31/2019 11:28

Instrument ID: A3UX17 GC Column: DB-624 ID: 0.18(mm)

Lab File ID (Standard): UXR3219.D Heated Purge: (Y/N) N

Calibration ID: 51510

		FB		CBNZd5		DCBd4	
		AREA #	RT #	AREA #	RT #	AREA #	RT #
12/24 HOUR STD		1081346	5.76	700127	8.47	418854	10.71
UPPER LIMIT		2162692	6.26	1400254	8.97	837708	11.21
LOWER LIMIT		540673	5.26	350064	7.97	209427	10.21
LAB SAMPLE ID	CLIENT SAMPLE ID						
CCV 240-417817/3		1069041	5.78	812724	8.47	285214	10.71
LCS 240-417817/4		1121525	5.78	744178	8.47	418898	10.71
MB 240-417817/7		915027	5.78	636085	8.47	274573	10.71
240-124062-7	WC-W-PILES-121719	898990	5.78	623493	8.47	257059	10.72
240-124062-7 MS	WC-W-PILES-121719 MS	991869	5.76	654170	8.47	401255	10.71
240-124062-7 MSD	WC-W-PILES-121719 MSD	1055108	5.78	686231	8.47	412559	10.71

FB = Fluorobenzene
CBNZd5 = Chlorobenzene-d5
DCBd4 = 1,4-Dichlorobenzene-d4

Area Limit = 50%-200% of internal standard area
RT Limit = ± 0.5 minutes of internal standard RT

Column used to flag values outside QC limits

FORM VIII 8260B

FORM VIII
GC/MS VOA INTERNAL STANDARD AREA AND RETENTION TIME SUMMARY

Lab Name: Eurofins TestAmerica, Canton Job No.: 240-124062-1

SDG No.:

Sample No.: ICIS 240-408938/7 Date Analyzed: 11/04/2019 03:30

Instrument ID: A3UX8 GC Column: DB-624 ID: 0.18(mm)

Lab File ID (Standard): UX87324.D Heated Purge: (Y/N) Y

Calibration ID: 54202

		FB		CBNZd5		DCBd4	
		AREA #	RT #	AREA #	RT #	AREA #	RT #
INITIAL CALIBRATION MID-POINT		801591	5.09	556046	7.60	281117	9.78
UPPER LIMIT		1603182	5.59	1112092	8.10	562234	10.28
LOWER LIMIT		400796	4.59	278023	7.10	140559	9.28
LAB SAMPLE ID	CLIENT SAMPLE ID						
ICV 240-408938/13		763418	5.09	515888	7.60	269522	9.79
CCVIS 240-417546/4		748510	5.08	489756	7.60	265610	9.79
CCVIS 240-417563/4		841319	5.09	539257	7.59	274191	9.78

FB = Fluorobenzene
CBNZd5 = Chlorobenzene-d5
DCBd4 = 1,4-Dichlorobenzene-d4

Area Limit = 50%-200% of internal standard area
RT Limit = ± 0.5 minutes of internal standard RT

Column used to flag values outside QC limits

FORM VIII 8260B

FORM VIII
GC/MS VOA INTERNAL STANDARD AREA AND RETENTION TIME SUMMARY

Lab Name: Eurofins TestAmerica, Canton Job No.: 240-124062-1

SDG No.:

Sample No.: CCVIS 240-417546/4 Date Analyzed: 12/28/2019 06:45

Instrument ID: A3UX8 GC Column: DB-624 ID: 0.18(mm)

Lab File ID (Standard): UX88056.D Heated Purge: (Y/N) Y

Calibration ID: 54202

		FB		CBNZd5		DCBd4	
		AREA #	RT #	AREA #	RT #	AREA #	RT #
12/24 HOUR STD		748510	5.08	489756	7.60	265610	9.79
UPPER LIMIT		1497020	5.58	979512	8.10	531220	10.29
LOWER LIMIT		374255	4.58	244878	7.10	132805	9.29
LAB SAMPLE ID	CLIENT SAMPLE ID						
CCV 240-417546/5		769045	5.09	524520	7.59	261086	9.78
LCS 240-417546/6		758755	5.09	500966	7.60	262802	9.78
MB 240-417546/7		718056	5.09	472772	7.60	246524	9.78
240-124077-C-5-B MS		494362	5.09	166147*	7.59	34003*	9.78
240-124077-C-5-C MSD		565365	5.09	246812	7.60	73125*	9.78
240-124062-2	E-SB-1796-0-1	660783	5.09	412400	7.59	161932	9.78
240-124062-4	E-SB-1791-0-1	610596	5.09	370422	7.60	125712*	9.78
240-124062-5	E-SB-1792-1-2	594238	5.09	375200	7.60	170476	9.78
240-124062-6	WC-S-PILES-121719	589337	5.09	367054	7.59	148003	9.78

FB = Fluorobenzene
CBNZd5 = Chlorobenzene-d5
DCBd4 = 1,4-Dichlorobenzene-d4

Area Limit = 50%-200% of internal standard area
RT Limit = ± 0.5 minutes of internal standard RT

Column used to flag values outside QC limits

FORM VIII 8260B

FORM VIII
GC/MS VOA INTERNAL STANDARD AREA AND RETENTION TIME SUMMARY

Lab Name: Eurofins TestAmerica, Canton Job No.: 240-124062-1

SDG No.:

Sample No.: CCVIS 240-417563/4 Date Analyzed: 12/29/2019 03:29

Instrument ID: A3UX8 GC Column: DB-624 ID: 0.18(mm)

Lab File ID (Standard): UX88089.D Heated Purge: (Y/N) Y

Calibration ID: 54202

		FB		CBNZd5		DCBd4	
		AREA #	RT #	AREA #	RT #	AREA #	RT #
12/24 HOUR STD		841319	5.09	539257	7.59	274191	9.78
UPPER LIMIT		1682638	5.59	1078514	8.09	548382	10.28
LOWER LIMIT		420660	4.59	269629	7.09	137096	9.28
LAB SAMPLE ID	CLIENT SAMPLE ID						
CCV 240-417563/5		863003	5.09	573086	7.59	268247	9.78
LCS 240-417563/6		801732	5.08	516680	7.60	276485	9.79
MB 240-417563/7		783308	5.09	530273	7.59	257822	9.78
240-124062-3	E-SB-DUP-01	693631	5.08	439729	7.60	169268	9.78
240-124062-3 MS	E-SB-DUP-01 MS	716551	5.09	417301	7.60	164531	9.78
240-124062-3 MSD	E-SB-DUP-01 MSD	765046	5.09	486872	7.60	254802	9.79
240-124062-4	E-SB-1791-0-1	722478	5.09	479024	7.59	231510	9.78

FB = Fluorobenzene
CBNZd5 = Chlorobenzene-d5
DCBd4 = 1,4-Dichlorobenzene-d4

Area Limit = 50%-200% of internal standard area
RT Limit = ± 0.5 minutes of internal standard RT

Column used to flag values outside QC limits

FORM VIII 8260B

GC/MS VOA ANALYSIS RUN LOG

Lab Name: Eurofins TestAmerica, Canton Job No.: 240-124062-1

SDG No.:

Instrument ID: A3UX17 Start Date: 06/11/2019 17:04

Analysis Batch Number: 385628 End Date: 06/11/2019 23:34

LAB SAMPLE ID	CLIENT SAMPLE ID	DATE ANALYZED	DILUTION FACTOR	LAB FILE ID	COLUMN ID
BFB 240-385628/1		06/11/2019 17:04	1	BFB2536.D	DB-624 0.18(mm)
STD8260 240-385628/2 IC		06/11/2019 17:37	1	UXR8410.D	DB-624 0.18(mm)
STD8260 240-385628/3 IC		06/11/2019 18:01	1	UXR8411.D	DB-624 0.18(mm)
STD8260 240-385628/4 ICIS		06/11/2019 18:25	1	UXR8412.D	DB-624 0.18(mm)
STD8260 240-385628/5 IC		06/11/2019 18:49	1	UXR8413.D	DB-624 0.18(mm)
STD8260 240-385628/6 IC		06/11/2019 19:12	1	UXR8414.D	DB-624 0.18(mm)
STD8260 240-385628/7 IC		06/11/2019 19:36	1	UXR8415.D	DB-624 0.18(mm)
STD8260 240-385628/8 IC		06/11/2019 20:00	1	UXR8416.D	DB-624 0.18(mm)
ICV 240-385628/9		06/11/2019 20:24	1	UXR8417.D	DB-624 0.18(mm)
STDA9 240-385628/10 IC		06/11/2019 20:48	1	UXR8418.D	DB-624 0.18(mm)
STDA9 240-385628/11 IC		06/11/2019 21:11	1	UXR8419.D	DB-624 0.18(mm)
STDA9 240-385628/12 IC		06/11/2019 21:35	1	UXR8420.D	DB-624 0.18(mm)
STDA9 240-385628/13 IC		06/11/2019 21:59	1	UXR8421.D	DB-624 0.18(mm)
STDA9 240-385628/14 IC		06/11/2019 22:23	1	UXR8422.D	DB-624 0.18(mm)
STDA9 240-385628/15 IC		06/11/2019 22:47	1	UXR8423.D	DB-624 0.18(mm)
STDA9 240-385628/16 IC		06/11/2019 23:10	1	UXR8424.D	DB-624 0.18(mm)
ICV 240-385628/17		06/11/2019 23:34	1	UXR8425.D	DB-624 0.18(mm)

GC/MS VOA ANALYSIS RUN LOG

Lab Name: Eurofins TestAmerica, Canton Job No.: 240-124062-1

SDG No.:

Instrument ID: A3UX8 Start Date: 08/16/2019 06:31

Analysis Batch Number: 396344 End Date: 08/16/2019 11:02

LAB SAMPLE ID	CLIENT SAMPLE ID	DATE ANALYZED	DILUTION FACTOR	LAB FILE ID	COLUMN ID
BFB 240-396344/1		08/16/2019 06:31	1	BFB8992.D	DB-624 0.18(mm)
STDA9 240-396344/3 IC		08/16/2019 07:03	1	UX85973.D	DB-624 0.18(mm)
STDA9 240-396344/4 IC		08/16/2019 07:25	1	UX85974.D	DB-624 0.18(mm)
STDA9 240-396344/5 IC		08/16/2019 07:47	1	UX85975.D	DB-624 0.18(mm)
STDA9 240-396344/6 IC		08/16/2019 08:08	1	UX85976.D	DB-624 0.18(mm)
STDA9 240-396344/7 IC		08/16/2019 08:30	1	UX85977.D	DB-624 0.18(mm)
STDA9 240-396344/8 IC		08/16/2019 08:52	1	UX85978.D	DB-624 0.18(mm)
STDA9 240-396344/9 IC		08/16/2019 09:14	1	UX85979.D	DB-624 0.18(mm)
STDA9 240-396344/10 IC		08/16/2019 09:35	1	UX85980.D	DB-624 0.18(mm)
STDA9 240-396344/11 IC		08/16/2019 09:57	1	UX85981.D	DB-624 0.18(mm)
ICV 240-396344/13		08/16/2019 10:41	1		DB-624 0.18(mm)
240-116160-A-2-B MDLV		08/16/2019 11:02	1		DB-624 0.18(mm)

GC/MS VOA ANALYSIS RUN LOG

Lab Name: Eurofins TestAmerica, Canton Job No.: 240-124062-1

SDG No.:

Instrument ID: A3UX8 Start Date: 11/04/2019 01:19

Analysis Batch Number: 408938 End Date: 11/04/2019 05:47

LAB SAMPLE ID	CLIENT SAMPLE ID	DATE ANALYZED	DILUTION FACTOR	LAB FILE ID	COLUMN ID
BFB 240-408938/1		11/04/2019 01:19	1	BFB8044.D	DB-624 0.18(mm)
STD8260 240-408938/3 IC		11/04/2019 01:56	1	UX87320.D	DB-624 0.18(mm)
STD8260 240-408938/4 IC		11/04/2019 02:19	1	UX87321.D	DB-624 0.18(mm)
STD8260 240-408938/5 IC		11/04/2019 02:43	1	UX87322.D	DB-624 0.18(mm)
STD8260 240-408938/6 IC		11/04/2019 03:07	1	UX87323.D	DB-624 0.18(mm)
ICIS 240-408938/7		11/04/2019 03:30	1	UX87324.D	DB-624 0.18(mm)
STD8260 240-408938/8 IC		11/04/2019 03:52	1	UX87325.D	DB-624 0.18(mm)
STD8260 240-408938/9 IC		11/04/2019 04:14	1	UX87326.D	DB-624 0.18(mm)
STD8260 240-408938/10 IC		11/04/2019 04:36	1	UX87327.D	DB-624 0.18(mm)
STD8260 240-408938/11 IC		11/04/2019 05:00	1	UX87328.D	DB-624 0.18(mm)
ICV 240-408938/13		11/04/2019 05:47	1	UX87330.D	DB-624 0.18(mm)

GC/MS VOA ANALYSIS RUN LOG

Lab Name: Eurofins TestAmerica, Canton Job No.: 240-124062-1

SDG No.:

Instrument ID: A3UX8 Start Date: 12/28/2019 06:12

Analysis Batch Number: 417546 End Date: 12/28/2019 17:54

LAB SAMPLE ID	CLIENT SAMPLE ID	DATE ANALYZED	DILUTION FACTOR	LAB FILE ID	COLUMN ID
BFB 240-417546/1		12/28/2019 06:12	1	BFB8078.D	DB-624 0.18(mm)
CCVIS 240-417546/4		12/28/2019 06:45	1	UX88056.D	DB-624 0.18(mm)
CCV 240-417546/5		12/28/2019 07:07	1	UX88057.D	DB-624 0.18(mm)
LCS 240-417546/6		12/28/2019 07:30	1	UX88058.D	DB-624 0.18(mm)
MB 240-417546/7		12/28/2019 07:52	1	UX88059.D	DB-624 0.18(mm)
ZZZZZ		12/28/2019 08:15	1		DB-624 0.18(mm)
ZZZZZ		12/28/2019 10:08	1		DB-624 0.18(mm)
ZZZZZ		12/28/2019 10:30	1		DB-624 0.18(mm)
ZZZZZ		12/28/2019 10:52	1		DB-624 0.18(mm)
ZZZZZ		12/28/2019 11:14	1		DB-624 0.18(mm)
ZZZZZ		12/28/2019 11:58	1		DB-624 0.18(mm)
ZZZZZ		12/28/2019 12:20	1		DB-624 0.18(mm)
240-124077-C-5-B MS		12/28/2019 12:43	1	UX88072.D	DB-624 0.18(mm)
240-124077-C-5-C MSD		12/28/2019 13:05	1	UX88073.D	DB-624 0.18(mm)
240-124062-2		12/28/2019 13:50	1	UX88075.D	DB-624 0.18(mm)
240-124062-4		12/28/2019 14:34	1	UX88077.D	DB-624 0.18(mm)
240-124062-5		12/28/2019 14:56	1	UX88078.D	DB-624 0.18(mm)
240-124062-6		12/28/2019 15:18	1	UX88079.D	DB-624 0.18(mm)
ZZZZZ		12/28/2019 15:41	1		DB-624 0.18(mm)
ZZZZZ		12/28/2019 16:02	1		DB-624 0.18(mm)
ZZZZZ		12/28/2019 16:24	1		DB-624 0.18(mm)
ZZZZZ		12/28/2019 16:46	1		DB-624 0.18(mm)
ZZZZZ		12/28/2019 17:09	1		DB-624 0.18(mm)
ZZZZZ		12/28/2019 17:32	16.667		DB-624 0.18(mm)
ZZZZZ		12/28/2019 17:54	1		DB-624 0.18(mm)

GC/MS VOA ANALYSIS RUN LOG

Lab Name: Eurofins TestAmerica, Canton Job No.: 240-124062-1

SDG No.:

Instrument ID: A3UX8 Start Date: 12/29/2019 02:54

Analysis Batch Number: 417563 End Date: 12/29/2019 14:39

LAB SAMPLE ID	CLIENT SAMPLE ID	DATE ANALYZED	DILUTION FACTOR	LAB FILE ID	COLUMN ID
BFB 240-417563/1		12/29/2019 02:54	1	BFB8079.D	DB-624 0.18(mm)
CCVIS 240-417563/4		12/29/2019 03:29	1	UX88089.D	DB-624 0.18(mm)
CCV 240-417563/5		12/29/2019 03:51	1	UX88090.D	DB-624 0.18(mm)
LCS 240-417563/6		12/29/2019 04:14	1	UX88091.D	DB-624 0.18(mm)
MB 240-417563/7		12/29/2019 04:36	1	UX88092.D	DB-624 0.18(mm)
ZZZZZ		12/29/2019 04:57	1		DB-624 0.18(mm)
ZZZZZ		12/29/2019 05:42	1		DB-624 0.18(mm)
240-124062-3		12/29/2019 07:33	1	UX88100.D	DB-624 0.18(mm)
240-124062-3 MS		12/29/2019 07:56	1	UX88101.D	DB-624 0.18(mm)
240-124062-3 MSD		12/29/2019 08:18	1	UX88102.D	DB-624 0.18(mm)
240-124062-4		12/29/2019 09:03	1	UX88104.D	DB-624 0.18(mm)
ZZZZZ		12/29/2019 09:25	1		DB-624 0.18(mm)
ZZZZZ		12/29/2019 09:47	10		DB-624 0.18(mm)
ZZZZZ		12/29/2019 10:10	1		DB-624 0.18(mm)
ZZZZZ		12/29/2019 10:32	1		DB-624 0.18(mm)
ZZZZZ		12/29/2019 10:54	1		DB-624 0.18(mm)
ZZZZZ		12/29/2019 11:17	1		DB-624 0.18(mm)
ZZZZZ		12/29/2019 11:39	1		DB-624 0.18(mm)
ZZZZZ		12/29/2019 12:24	1		DB-624 0.18(mm)
ZZZZZ		12/29/2019 12:46	1		DB-624 0.18(mm)
ZZZZZ		12/29/2019 13:09	1		DB-624 0.18(mm)
ZZZZZ		12/29/2019 13:31	1		DB-624 0.18(mm)
ZZZZZ		12/29/2019 13:54	1		DB-624 0.18(mm)
ZZZZZ		12/29/2019 14:39	10		DB-624 0.18(mm)

GC/MS VOA ANALYSIS RUN LOG

Lab Name: Eurofins TestAmerica, Canton Job No.: 240-124062-1

SDG No.:

Instrument ID: A3UX17 Start Date: 12/30/2019 10:08

Analysis Batch Number: 417660 End Date: 12/30/2019 21:18

LAB SAMPLE ID	CLIENT SAMPLE ID	DATE ANALYZED	DILUTION FACTOR	LAB FILE ID	COLUMN ID
BFB 240-417660/1		12/30/2019 10:08	1	BFB2834.D	DB-624 0.18(mm)
CCVIS 240-417660/2		12/30/2019 10:36	1	UXR3191.D	DB-624 0.18(mm)
CCV 240-417660/3		12/30/2019 10:59	1	UXR3192.D	DB-624 0.18(mm)
LCS 240-417660/4		12/30/2019 11:23	1	UXR3193.D	DB-624 0.18(mm)
MRL 240-417660/5 MDLV		12/30/2019 11:47	1		DB-624 0.18(mm)
MRL 240-417660/6 MDLV		12/30/2019 12:11	1		DB-624 0.18(mm)
MB 240-417660/7		12/30/2019 12:35	1	UXR3196.D	DB-624 0.18(mm)
ZZZZZ		12/30/2019 12:59	1		DB-624 0.18(mm)
ZZZZZ		12/30/2019 13:23	1		DB-624 0.18(mm)
ZZZZZ		12/30/2019 13:47	100		DB-624 0.18(mm)
ZZZZZ		12/30/2019 14:11	1		DB-624 0.18(mm)
ZZZZZ		12/30/2019 14:34	1		DB-624 0.18(mm)
ZZZZZ		12/30/2019 14:58	1		DB-624 0.18(mm)
ZZZZZ		12/30/2019 15:22	1		DB-624 0.18(mm)
ZZZZZ		12/30/2019 15:46	1		DB-624 0.18(mm)
ZZZZZ		12/30/2019 16:09	1		DB-624 0.18(mm)
ZZZZZ		12/30/2019 16:33	1		DB-624 0.18(mm)
ZZZZZ		12/30/2019 16:57	1		DB-624 0.18(mm)
ZZZZZ		12/30/2019 17:21	1		DB-624 0.18(mm)
ZZZZZ		12/30/2019 17:44	1		DB-624 0.18(mm)
240-124062-1		12/30/2019 18:08	1	UXR3210.D	DB-624 0.18(mm)
ZZZZZ		12/30/2019 18:56	1		DB-624 0.18(mm)
ZZZZZ		12/30/2019 19:20	20		DB-624 0.18(mm)
ZZZZZ		12/30/2019 19:43	1		DB-624 0.18(mm)
240-124181-E-19 MS		12/30/2019 20:07	1	UXR3215.D	DB-624 0.18(mm)
240-124181-F-19 MSD		12/30/2019 20:31	1	UXR3216.D	DB-624 0.18(mm)
ZZZZZ		12/30/2019 20:55	28.57		DB-624 0.18(mm)
ZZZZZ		12/30/2019 21:18	13.33		DB-624 0.18(mm)

GC/MS VOA ANALYSIS RUN LOG

Lab Name: Eurofins TestAmerica, Canton Job No.: 240-124062-1

SDG No.:

Instrument ID: A3UX17 Start Date: 12/31/2019 11:05

Analysis Batch Number: 417817 End Date: 12/31/2019 22:35

LAB SAMPLE ID	CLIENT SAMPLE ID	DATE ANALYZED	DILUTION FACTOR	LAB FILE ID	COLUMN ID
BFB 240-417817/1		12/31/2019 11:05	1	BFB2836.D	DB-624 0.18(mm)
CCVIS 240-417817/2		12/31/2019 11:28	1	UXR3219.D	DB-624 0.18(mm)
CCV 240-417817/3		12/31/2019 11:52	1	UXR3220.D	DB-624 0.18(mm)
LCS 240-417817/4		12/31/2019 12:16	1	UXR3221.D	DB-624 0.18(mm)
MRL 240-417817/5 MDLV		12/31/2019 12:40	1		DB-624 0.18(mm)
MRL 240-417817/6 MDLV		12/31/2019 13:04	1		DB-624 0.18(mm)
MB 240-417817/7		12/31/2019 13:28	1	UXR3224.D	DB-624 0.18(mm)
ZZZZZ		12/31/2019 13:51	10		DB-624 0.18(mm)
240-124062-7		12/31/2019 14:15	1250	UXR3226.D	DB-624 0.18(mm)
ZZZZZ		12/31/2019 14:39	10		DB-624 0.18(mm)
ZZZZZ		12/31/2019 15:03	6.67		DB-624 0.18(mm)
ZZZZZ		12/31/2019 15:27	1		DB-624 0.18(mm)
ZZZZZ		12/31/2019 15:50	250		DB-624 0.18(mm)
ZZZZZ		12/31/2019 16:14	1		DB-624 0.18(mm)
ZZZZZ		12/31/2019 16:38	1		DB-624 0.18(mm)
ZZZZZ		12/31/2019 17:02	125		DB-624 0.18(mm)
ZZZZZ		12/31/2019 17:25	250		DB-624 0.18(mm)
ZZZZZ		12/31/2019 17:49	100		DB-624 0.18(mm)
ZZZZZ		12/31/2019 18:13	200		DB-624 0.18(mm)
ZZZZZ		12/31/2019 18:37	1		DB-624 0.18(mm)
ZZZZZ		12/31/2019 19:01	1		DB-624 0.18(mm)
ZZZZZ		12/31/2019 19:25	200		DB-624 0.18(mm)
ZZZZZ		12/31/2019 19:49	1		DB-624 0.18(mm)
ZZZZZ		12/31/2019 20:12	10		DB-624 0.18(mm)
ZZZZZ		12/31/2019 20:36	1		DB-624 0.18(mm)
ZZZZZ		12/31/2019 21:00	1		DB-624 0.18(mm)
ZZZZZ		12/31/2019 21:24	10		DB-624 0.18(mm)
240-124062-7 MS		12/31/2019 21:47	1250	UXR3245.D	DB-624 0.18(mm)
240-124062-7 MSD		12/31/2019 22:11	1250	UXR3246.D	DB-624 0.18(mm)
ZZZZZ		12/31/2019 22:35	2		DB-624 0.18(mm)

GC/MS VOA BATCH WORKSHEET

Lab Name: Eurofins TestAmerica, Canton Job No.: 240-124062-1

SDG No.:

Batch Number: 385628 Batch Start Date: 06/11/19 17:04 Batch Analyst: Williams, Larry

Batch Method: 8260B Batch End Date:

Lab Sample ID	Client Sample ID	Method Chain	Basis	InitialAmount	FinalAmount	vm50is_stk_A 00004	vm50ss 00366	VMAROLISTDW 00300	vmbfb 00023
BFB 240-385628/1		8260B		5 mL	5 mL				1 uL
STD8260 240-385628/2 IC		8260B		5 mL	5 mL	1 uL	32 uL	32 uL	
STD8260 240-385628/3 IC		8260B		5 mL	5 mL	1 uL	16 uL	16 uL	
STD8260 240-385628/4 ICIS		8260B		5 mL	5 mL	1 uL	8 uL	8 uL	
STD8260 240-385628/5 IC		8260B		5 mL	5 mL	1 uL	4 uL	4 uL	
STD8260 240-385628/6 IC		8260B		5 mL	5 mL	1 uL	3.2 uL	3.2 uL	
STD8260 240-385628/7 IC		8260B		5 mL	5 mL	1 uL	1.6 uL	1.6 uL	
STD8260 240-385628/8 IC		8260B		5 mL	5 mL	1 uL	0.8 uL	0.8 uL	
ICV 240-385628/9		8260B		5 mL	5 mL	1 uL			
STDA9 240-385628/10 IC		8260B		5 mL	5 mL	1 uL			
STDA9 240-385628/11 IC		8260B		5 mL	5 mL	1 uL			
STDA9 240-385628/12 IC		8260B		5 mL	5 mL	1 uL			
STDA9 240-385628/13 IC		8260B		5 mL	5 mL	1 uL			
STDA9 240-385628/14 IC		8260B		5 mL	5 mL	1 uL			
STDA9 240-385628/15 IC		8260B		5 mL	5 mL	1 uL			
STDA9 240-385628/16 IC		8260B		5 mL	5 mL	1 uL			
ICV 240-385628/17		8260B		5 mL	5 mL	1 uL			

The pound sign (#) in the amount added field denotes that the reagent was used undiluted. All calculations are performed using the stated concentration for this reagent.

GC/MS VOA BATCH WORKSHEET

Lab Name: Eurofins TestAmerica, Canton Job No.: 240-124062-1

SDG No.:

Batch Number: 385628 Batch Start Date: 06/11/19 17:04 Batch Analyst: Williams, Larry

Batch Method: 8260B Batch End Date:

Lab Sample ID	Client Sample ID	Method Chain	Basis	VMFASA9W 00234	VMFASAW 00284	VMFASGW 00312	VMFASPW 00303	VMRA9W 00301	VMRGAS 00296
BFB 240-385628/1		8260B							
STD8260 240-385628/2 IC		8260B							32 uL
STD8260 240-385628/3 IC		8260B							16 uL
STD8260 240-385628/4 ICIS		8260B							8 uL
STD8260 240-385628/5 IC		8260B							4 uL
STD8260 240-385628/6 IC		8260B							3.2 uL
STD8260 240-385628/7 IC		8260B							1.6 uL
STD8260 240-385628/8 IC		8260B							0.8 uL
ICV 240-385628/9		8260B			8 uL	8 uL	8 uL		
STDA9 240-385628/10 IC		8260B						32 uL	
STDA9 240-385628/11 IC		8260B						16 uL	
STDA9 240-385628/12 IC		8260B						8 uL	
STDA9 240-385628/13 IC		8260B						4 uL	
STDA9 240-385628/14 IC		8260B						3.2 uL	
STDA9 240-385628/15 IC		8260B						1.6 uL	
STDA9 240-385628/16 IC		8260B						0.8 uL	
ICV 240-385628/17		8260B		8 uL					

The pound sign (#) in the amount added field denotes that the reagent was used undiluted. All calculations are performed using the stated concentration for this reagent.

GC/MS VOA BATCH WORKSHEET

Lab Name: Eurofins TestAmerica, Canton Job No.: 240-124062-1

SDG No.:

Batch Number: 385628 Batch Start Date: 06/11/19 17:04 Batch Analyst: Williams, Larry

Batch Method: 8260B Batch End Date:

Lab Sample ID	Client Sample ID	Method Chain	Basis	VMRPRIMW 00338					
BFB 240-385628/1		8260B							
STD8260 240-385628/2 IC		8260B		32 uL					
STD8260 240-385628/3 IC		8260B		16 uL					
STD8260 240-385628/4 ICIS		8260B		8 uL					
STD8260 240-385628/5 IC		8260B		4 uL					
STD8260 240-385628/6 IC		8260B		3.2 uL					
STD8260 240-385628/7 IC		8260B		1.6 uL					
STD8260 240-385628/8 IC		8260B		0.8 uL					
ICV 240-385628/9		8260B							
STDA9 240-385628/10 IC		8260B							
STDA9 240-385628/11 IC		8260B							
STDA9 240-385628/12 IC		8260B							
STDA9 240-385628/13 IC		8260B							
STDA9 240-385628/14 IC		8260B							
STDA9 240-385628/15 IC		8260B							
STDA9 240-385628/16 IC		8260B							
ICV 240-385628/17		8260B							

The pound sign (#) in the amount added field denotes that the reagent was used undiluted. All calculations are performed using the stated concentration for this reagent.

GC/MS VOA BATCH WORKSHEET

Lab Name: Eurofins TestAmerica, Canton Job No.: 240-124062-1

SDG No.:

Batch Number: 385628 Batch Start Date: 06/11/19 17:04 Batch Analyst: Williams, Larry

Batch Method: 8260B Batch End Date:

Batch Notes	
pH Indicator ID	HC861525

Basis	Basis Description

The pound sign (#) in the amount added field denotes that the reagent was used undiluted. All calculations are performed using the stated concentration for this reagent.

GC/MS VOA BATCH WORKSHEET

Lab Name: Eurofins TestAmerica, Canton Job No.: 240-124062-1

SDG No.:

Batch Number: 417546 Batch Start Date: 12/28/19 06:12 Batch Analyst: Lata, Todd

Batch Method: 8260B Batch End Date:

Lab Sample ID	Client Sample ID	Method Chain	Basis	InitialAmount	FinalAmount	VM568718 00017	VMAROLISTDW 00326	vmbfb 00024	VMFASAW 00310
BFB 240-417546/1		8260B		5 mL	5 mL			1 uL	
CCVIS 240-417546/4		8260B		5 mL	5 mL	1 uL	5 uL		
CCV 240-417546/5		8260B		5 mL	5 mL	1 uL			
LCS 240-417546/6		8260B		5 g	5 mL	1 uL			2.5 uL
MB 240-417546/7		8260B		5 g	5 mL	1 uL			
240-124077-C-5-B MS		8260B	T	5 g	5 mL	1 uL			2.5 uL
240-124077-C-5-C MSD		8260B	T	5 g	5 mL	1 uL			2.5 uL
240-124062-B-2-A	E-SB-1796-0-1	8260B	T	5 g	5 mL	1 uL			
240-124062-B-4-A	E-SB-1791-0-1	8260B	T	5 g	5 mL	1 uL			
240-124062-B-5-A	E-SB-1792-1-2	8260B	T	5 g	5 mL	1 uL			
240-124062-B-6-A	WC-S-PILES-121719	8260B	T	5 g	5 mL	1 uL			

Lab Sample ID	Client Sample ID	Method Chain	Basis	VMFASGW 00340	VMFASPW 00330	VMRA9W 00326	VMRGAS 00321	VMRPRIMW 00366	VMUX8SS 00032
BFB 240-417546/1		8260B							
CCVIS 240-417546/4		8260B					2 uL	5 uL	1.1547 uL
CCV 240-417546/5		8260B				5 uL			
LCS 240-417546/6		8260B		2.5 uL	2.5 uL				1.1547 uL
MB 240-417546/7		8260B							1.1547 uL
240-124077-C-5-B MS		8260B	T	2.5 uL	2.5 uL				1.1547 uL
240-124077-C-5-C MSD		8260B	T	2.5 uL	2.5 uL				1.1547 uL
240-124062-B-2-A	E-SB-1796-0-1	8260B	T						1.1547 uL
240-124062-B-4-A	E-SB-1791-0-1	8260B	T						1.1547 uL

The pound sign (#) in the amount added field denotes that the reagent was used undiluted. All calculations are performed using the stated concentration for this reagent.

GC/MS VOA BATCH WORKSHEET

Lab Name: Eurofins TestAmerica, Canton Job No.: 240-124062-1

SDG No.:

Batch Number: 417546 Batch Start Date: 12/28/19 06:12 Batch Analyst: Lata, Todd

Batch Method: 8260B Batch End Date:

Lab Sample ID	Client Sample ID	Method Chain	Basis	VMFASGW 00340	VMFASPW 00330	VMRA9W 00326	VMRGAS 00321	VMRPRIMW 00366	VMUX8SS 00032
240-124062-B-5-A	E-SB-1792-1-2	8260B	T						1.1547 uL
240-124062-B-6-A	WC-S-PILES-121719	8260B	T						1.1547 uL

Batch Notes	

Basis	Basis Description
T	Total/NA

The pound sign (#) in the amount added field denotes that the reagent was used undiluted. All calculations are performed using the stated concentration for this reagent.

GC/MS VOA BATCH WORKSHEET

Lab Name: Eurofins TestAmerica, Canton Job No.: 240-124062-1

SDG No.:

Batch Number: 417548 Batch Start Date: 12/28/19 07:26 Batch Analyst: Lata, Todd

Batch Method: 5030A Batch End Date:

Lab Sample ID	Client Sample ID	Method Chain	Basis	InitialAmount	FinalAmount				
240-124077-C-5 MS		5030A, 8260B	T	5.09 g	5 mL				
240-124077-C-5 MSD		5030A, 8260B	T	5.01 g	5 mL				
240-124062-B-2	E-SB-1796-0-1	5030A, 8260B	T	5.11 g	5 mL				
240-124062-B-4	E-SB-1791-0-1	5030A, 8260B	T	5.19 g	5 mL				
240-124062-B-5	E-SB-1792-1-2	5030A, 8260B	T	5.34 g	5 mL				
240-124062-B-6	WC-S-PILES-121719	5030A, 8260B	T	5.32 g	5 mL				

Batch Notes	
Balance ID	B035
Blank Matrix ID	185572

Basis	Basis Description
T	Total/NA

The pound sign (#) in the amount added field denotes that the reagent was used undiluted. All calculations are performed using the stated concentration for this reagent.

GC/MS VOA BATCH WORKSHEET

Lab Name: Eurofins TestAmerica, Canton Job No.: 240-124062-1

SDG No.:

Batch Number: 417563 Batch Start Date: 12/29/19 02:54 Batch Analyst: Macenczak, Steven

Batch Method: 8260B Batch End Date:

Lab Sample ID	Client Sample ID	Method Chain	Basis	InitialAmount	FinalAmount	VM568718 00017	VMAROLISTDW 00326	vmbfb 00024	VMFASAW 00310
BFB 240-417563/1		8260B		5 mL	5 mL			1 uL	
CCVIS 240-417563/4		8260B		5 mL	5 mL	1 uL	5 uL		
CCV 240-417563/5		8260B		5 mL	5 mL	1 uL			
LCS 240-417563/6		8260B		5 g	5 mL	1 uL			2.5 uL
MB 240-417563/7		8260B		5 g	5 mL	1 uL			
240-124062-B-3-B	E-SB-DUP-01	8260B	T	5 g	5 mL	1 uL			
240-124062-B-3-C MS	E-SB-DUP-01	8260B	T	5 g	5 mL	1 uL			2.5 uL
240-124062-B-3-D MSD	E-SB-DUP-01	8260B	T	5 g	5 mL	1 uL			2.5 uL
240-124062-B-4-C	E-SB-1791-0-1	8260B	T	5 g	5 mL	1 uL			

Lab Sample ID	Client Sample ID	Method Chain	Basis	VMFASGW 00340	VMFASPW 00330	VMRA9W 00326	VMRGAS 00321	VMRPRIMW 00366	VMUX8SS 00032
BFB 240-417563/1		8260B							
CCVIS 240-417563/4		8260B					2 uL	5 uL	1.1547 uL
CCV 240-417563/5		8260B				5 uL			
LCS 240-417563/6		8260B		2.5 uL	2.5 uL				1.1547 uL
MB 240-417563/7		8260B							1.1547 uL
240-124062-B-3-B	E-SB-DUP-01	8260B	T						1.1547 uL
240-124062-B-3-C MS	E-SB-DUP-01	8260B	T	2.5 uL	2.5 uL				1.1547 uL
240-124062-B-3-D MSD	E-SB-DUP-01	8260B	T	2.5 uL	2.5 uL				1.1547 uL
240-124062-B-4-C	E-SB-1791-0-1	8260B	T						1.1547 uL

Batch Notes	

The pound sign (#) in the amount added field denotes that the reagent was used undiluted. All calculations are performed using the stated concentration for this reagent.

GC/MS VOA BATCH WORKSHEET

Lab Name: Eurofins TestAmerica, Canton Job No.: 240-124062-1

SDG No.:

Batch Number: 417563 Batch Start Date: 12/29/19 02:54 Batch Analyst: Macenczak, Steven

Batch Method: 8260B Batch End Date:

Basis	Basis Description
T	Total/NA

The pound sign (#) in the amount added field denotes that the reagent was used undiluted. All calculations are performed using the stated concentration for this reagent.

GC/MS VOA BATCH WORKSHEET

Lab Name: Eurofins TestAmerica, Canton Job No.: 240-124062-1

SDG No.:

Batch Number: 417565 Batch Start Date: 12/29/19 05:13 Batch Analyst: Lata, Todd

Batch Method: 5030A Batch End Date:

Lab Sample ID	Client Sample ID	Method Chain	Basis	InitialAmount	FinalAmount				
240-124062-B-3	E-SB-DUP-01	5030A, 8260B	T	5.43 g	5 mL				
240-124062-B-3 MS	E-SB-DUP-01	5030A, 8260B	T	5.09 g	5 mL				
240-124062-B-3 MSD	E-SB-DUP-01	5030A, 8260B	T	5.09 g	5 mL				
240-124062-B-4	E-SB-1791-0-1	5030A, 8260B	T	0.56 g	5 mL				

Batch Notes	
Balance ID	B035
Blank Matrix ID	185572

Basis	Basis Description
T	Total/NA

The pound sign (#) in the amount added field denotes that the reagent was used undiluted. All calculations are performed using the stated concentration for this reagent.

GC/MS VOA BATCH WORKSHEET

Lab Name: Eurofins TestAmerica, Canton Job No.: 240-124062-1

SDG No.:

Batch Number: 417660 Batch Start Date: 12/30/19 10:08 Batch Analyst: Williams, Larry

Batch Method: 8260B Batch End Date:

Lab Sample ID	Client Sample ID	Method Chain	Basis	InitialAmount	FinalAmount	Initial pH	VM50IS 00077	VM50IS 00079	vm50ss_stk 00082
BFB 240-417660/1		8260B		5 mL	5 mL				
CCVIS 240-417660/2		8260B		5 mL	5 mL			1 uL	1 uL
CCV 240-417660/3		8260B		5 mL	5 mL		1 uL		
LCS 240-417660/4		8260B		5 mL	5 mL			1 uL	1 uL
MB 240-417660/7		8260B		5 mL	5 mL			1 uL	1 uL
240-124062-B-1	TB-121719	8260B	T	5 mL	5 mL	<2 SU		1 uL	1 uL
240-124181-E-19 MS	OBG-21D (20191218)	8260B	T	5 mL	5 mL	<2 SU		1 uL	1 uL
240-124181-F-19 MSD	OBG-21D (20191218)	8260B	T	5 mL	5 mL	<2 SU		1 uL	1 uL

Lab Sample ID	Client Sample ID	Method Chain	Basis	VMAROLISTDW 00326	VMBFB 00024	VMFASAW 00310	VMFASGW 00341	VMFASPW 00330	VMRA9W 00326
BFB 240-417660/1		8260B			1 uL				
CCVIS 240-417660/2		8260B		8 uL					
CCV 240-417660/3		8260B							8 uL
LCS 240-417660/4		8260B				8 uL	8 uL	8 uL	
MB 240-417660/7		8260B							
240-124062-B-1	TB-121719	8260B	T						
240-124181-E-19 MS	OBG-21D (20191218)	8260B	T			8 uL	8 uL	8 uL	
240-124181-F-19 MSD	OBG-21D (20191218)	8260B	T			8 uL	8 uL	8 uL	

Lab Sample ID	Client Sample ID	Method Chain	Basis	VMRGAS 00321	VMRPRIMW 00366				
BFB 240-417660/1		8260B							
CCVIS 240-417660/2		8260B		8 uL	8 uL				
CCV 240-417660/3		8260B							

The pound sign (#) in the amount added field denotes that the reagent was used undiluted. All calculations are performed using the stated concentration for this reagent.

GC/MS VOA BATCH WORKSHEET

Lab Name: Eurofins TestAmerica, Canton Job No.: 240-124062-1

SDG No.:

Batch Number: 417660 Batch Start Date: 12/30/19 10:08 Batch Analyst: Williams, Larry

Batch Method: 8260B Batch End Date:

Lab Sample ID	Client Sample ID	Method Chain	Basis	VMRGAS 00321	VMRPRIMW 00366				
LCS 240-417660/4		8260B							
MB 240-417660/7		8260B							
240-124062-B-1	TB-121719	8260B	T						
240-124181-E-19 MS	OBG-21D (20191218)	8260B	T						
240-124181-F-19 MSD	OBG-21D (20191218)	8260B	T						

Batch Notes	
pH Indicator ID	HC861525

Basis	Basis Description
T	Total/NA

The pound sign (#) in the amount added field denotes that the reagent was used undiluted. All calculations are performed using the stated concentration for this reagent.

GC/MS VOA BATCH WORKSHEET

Lab Name: Eurofins TestAmerica, Canton Job No.: 240-124062-1

SDG No.:

Batch Number: 417817 Batch Start Date: 12/31/19 11:05 Batch Analyst: Williams, Larry

Batch Method: 8260B Batch End Date:

Lab Sample ID	Client Sample ID	Method Chain	Basis	InitialAmount	FinalAmount	Initial pH	VM50IS 00077	VM50IS 00079	vm50ss_stk 00082
BFB 240-417817/1		8260B		5 mL	5 mL				
CCVIS 240-417817/2		8260B		5 mL	5 mL			1 uL	1 uL
CCV 240-417817/3		8260B		5 mL	5 mL		1 uL		
LCS 240-417817/4		8260B		5 mL	5 mL			1 uL	1 uL
MB 240-417817/7		8260B		5 mL	5 mL			1 uL	1 uL
240-124062-B-7	WC-W-PILES-121719	8260B	T	5 mL	5 mL	7 SU		1 uL	1 uL
240-124062-B-7 MS	WC-W-PILES-121719	8260B	T	5 mL	5 mL	<2 SU		1 uL	1 uL
240-124062-B-7 MSD	WC-W-PILES-121719	8260B	T	5 mL	5 mL	<2 SU		1 uL	1 uL

Lab Sample ID	Client Sample ID	Method Chain	Basis	VMAROLISTDW 00326	VMBFB 00024	VMFASAW 00310	VMFASGW 00341	VMFASPW 00330	VMRA9W 00326
BFB 240-417817/1		8260B			1 uL				
CCVIS 240-417817/2		8260B		8 uL					
CCV 240-417817/3		8260B							8 uL
LCS 240-417817/4		8260B				8 uL	8 uL	8 uL	
MB 240-417817/7		8260B							
240-124062-B-7	WC-W-PILES-121719	8260B	T						
240-124062-B-7 MS	WC-W-PILES-121719	8260B	T			8 uL	8 uL	8 uL	
240-124062-B-7 MSD	WC-W-PILES-121719	8260B	T			8 uL	8 uL	8 uL	

Lab Sample ID	Client Sample ID	Method Chain	Basis	VMRGAS 00321	VMRPRIMW 00366				
BFB 240-417817/1		8260B							
CCVIS 240-417817/2		8260B		8 uL	8 uL				

The pound sign (#) in the amount added field denotes that the reagent was used undiluted. All calculations are performed using the stated concentration for this reagent.

GC/MS VOA BATCH WORKSHEET

Lab Name: Eurofins TestAmerica, Canton Job No.: 240-124062-1

SDG No.:

Batch Number: 417817 Batch Start Date: 12/31/19 11:05 Batch Analyst: Williams, Larry

Batch Method: 8260B Batch End Date:

Lab Sample ID	Client Sample ID	Method Chain	Basis	VMRGAS 00321	VMRPRIMW 00366				
CCV 240-417817/3		8260B							
LCS 240-417817/4		8260B							
MB 240-417817/7		8260B							
240-124062-B-7	WC-W-PILES-121719	8260B	T						
240-124062-B-7 MS	WC-W-PILES-121719	8260B	T						
240-124062-B-7 MSD	WC-W-PILES-121719	8260B	T						

Batch Notes	
pH Indicator ID	HC861525

Basis	Basis Description
T	Total/NA

The pound sign (#) in the amount added field denotes that the reagent was used undiluted. All calculations are performed using the stated concentration for this reagent.

Method 8082A

Polychlorinated Biphenyls (PCBs) (GC) by Method 8082A

FORM II
PCBS SURROGATE RECOVERY

Lab Name: Eurofins TestAmerica, Canton Job No.: 240-124062-1

SDG No.:

Matrix: Solid Level: Low

GC Column (2): CLP-1 (0.53 ID: 0.53(mm)

Client Sample ID	Lab Sample ID	TCX2 #	DCBP2 #
WC-S-PILES-121719	240-124062-6	67	61
	MB 240-416577/15-A	73	81
	LCS 240-416577/16-A	82	83
	240-124017-C-32-C MS	79	120
	240-124017-C-32-D MSD	73	552 X

	QC LIMITS
TCX = Tetrachloro-m-xylene	14-128
DCBP = DCB Decachlorobiphenyl	10-132

Column to be used to flag recovery values

FORM II 8082A

FORM II
PCBS SURROGATE RECOVERY

Lab Name: Eurofins TestAmerica, Canton Job No.: 240-124062-1

SDG No.:

Matrix: Water Level: Low

GC Column (2): CLP-1 (0.53 ID: 0.53(mm)

Client Sample ID	Lab Sample ID	TCX2	#	DCBP2	#
WC-W-PILES-121719	240-124062-7	0	X	0	X
	MB 240-417140/18-A	80		81	
	LCS 240-417140/19-A	78		76	

	QC LIMITS
TCX = Tetrachloro-m-xylene	22-120
DCBP = DCB Decachlorobiphenyl	10-120

Column to be used to flag recovery values

FORM II 8082A

FORM III
PCBS LAB CONTROL SAMPLE RECOVERY

Lab Name: Eurofins TestAmerica, Canton Job No.: 240-124062-1

SDG No.:

Matrix: Solid Level: Low Lab File ID: P11122410.D

Lab ID: LCS 240-416577/16-A Client ID:

COMPOUND	SPIKE ADDED (ug/Kg)	LCS CONCENTRATION (ug/Kg)	LCS % REC	QC LIMITS REC	#
Aroclor-1016	1000	736	74	47-120	
Aroclor-1260	1000	797	80	46-120	

Column to be used to flag recovery and RPD values

FORM III 8082A

FORM III
PCBS LAB CONTROL SAMPLE RECOVERY

Lab Name: Eurofins TestAmerica, Canton Job No.: 240-124062-1

SDG No.:

Matrix: Water Level: Low Lab File ID: P12122710.D

Lab ID: LCS 240-417140/19-A Client ID:

COMPOUND	SPIKE ADDED (ug/L)	LCS CONCENTRATION (ug/L)	LCS % REC	QC LIMITS REC	#
Aroclor-1016	2.50	2.06	82	28-120	
Aroclor-1260	2.50	1.82	73	30-120	

Column to be used to flag recovery and RPD values

FORM III 8082A

FORM III
PCBS MATRIX SPIKE RECOVERY

Lab Name: Eurofins TestAmerica, Canton Job No.: 240-124062-1

SDG No.:

Matrix: Solid Level: Low Lab File ID: P11122419.D

Lab ID: 240-124017-C-32-C MS Client ID:

COMPOUND	SPIKE ADDED (ug/Kg)	SAMPLE CONCENTRATION (ug/Kg)	MS CONCENTRATION (ug/Kg)	MS % REC	QC LIMITS REC	#
Aroclor-1016	2460	55 U	1540	63	31-120	
Aroclor-1260	2460	150	1580	58	21-122	

Column to be used to flag recovery and RPD values

FORM III 8082A

FORM III
PCBS MATRIX SPIKE DUPLICATE RECOVERY

Lab Name: Eurofins TestAmerica, Canton Job No.: 240-124062-1

SDG No.:

Matrix: Solid Level: Low Lab File ID: P11122420.D

Lab ID: 240-124017-C-32-D MSD Client ID:

COMPOUND	SPIKE ADDED (ug/Kg)	MSD CONCENTRATION (ug/Kg)	MSD % REC	% RPD	QC LIMITS RPD	QC LIMITS REC	#
Aroclor-1016	2400	1380	57	12	30	31-120	
Aroclor-1260	2400	1440	53	10	30	21-122	

Column to be used to flag recovery and RPD values

FORM III 8082A

FORM IV
PCBS METHOD BLANK SUMMARY

Lab Name: Eurofins TestAmerica, Canton Job No.: 240-124062-1

SDG No.:

Lab Sample ID: MB 240-416577/15-A

Matrix: Solid Date Extracted: 12/20/2019 09:12

Lab File ID:(1) P11122409.D Lab File ID:(2) P11122409.D

Date Analyzed:(1) 12/24/2019 14:37 Date Analyzed:(2) 12/24/2019 14:37

Instrument ID:(1) A2HP11 Instrument ID:(2) A2HP11

GC Column:(1) CLP-2 (0.53m ID: 0.53(mm) GC Column:(2) CLP-1 (0.53m ID: 0.53(mm)

THIS METHOD BLANK APPLIES TO THE FOLLOWING SAMPLES:

CLIENT SAMPLE ID	LAB SAMPLE ID	DATE ANALYZED 1	DATE ANALYZED 2
	LCS 240-416577/16-A	12/24/2019 14:51	12/24/2019 14:51
WC-S-PILES-121719	240-124062-6	12/24/2019 16:04	12/24/2019 16:04
	240-124017-C-32-C MS	12/24/2019 17:03	12/24/2019 17:03
	240-124017-C-32-D MSD	12/24/2019 17:18	12/24/2019 17:18

FORM I
PCBS ORGANICS ANALYSIS DATA SHEET

Lab Name: Eurofins TestAmerica, Canton Job No.: 240-124062-1

SDG No.:

Client Sample ID: Lab Sample ID: MB 240-416577/15-A

Matrix: Solid Lab File ID: P11122409.D

Analysis Method: 8082A Date Collected:

Extraction Method: 3540C Date Extracted: 12/20/2019 09:12

Sample wt/vol: 10(g) Date Analyzed: 12/24/2019 14:37

Con. Extract Vol.: 10(mL) Dilution Factor: 1

Injection Volume: 1(uL) GC Column: CLP-1 (0.53mm) ID: 0.53(mm)

% Moisture: GPC Cleanup:(Y/N) N

Analysis Batch No.: 417104 Units: ug/Kg

CAS NO.	COMPOUND NAME	RESULT	Q	RL	MDL
12674-11-2	Aroclor-1016	22	U	50	22
11104-28-2	Aroclor-1221	24	U	50	24
11141-16-5	Aroclor-1232	23	U	50	23
53469-21-9	Aroclor-1242	19	U	50	19
12672-29-6	Aroclor-1248	24	U	50	24
11097-69-1	Aroclor-1254	23	U	50	23
11096-82-5	Aroclor-1260	22	U	50	22
37324-23-5	Aroclor-1262	31	U	50	31
11100-14-4	Aroclor-1268	23	U	50	23

CAS NO.	SURROGATE	%REC	Q	LIMITS
877-09-8	Tetrachloro-m-xylene	73		14-128
2051-24-3	DCB Decachlorobiphenyl	81		10-132

FORM IV
PCBS METHOD BLANK SUMMARY

Lab Name: Eurofins TestAmerica, Canton Job No.: 240-124062-1

SDG No.:

Lab Sample ID: MB 240-417140/18-A

Matrix: Water Date Extracted: 12/24/2019 13:01

Lab File ID:(1) P12122709.D Lab File ID:(2) P12122709.D

Date Analyzed:(1) 12/27/2019 09:56 Date Analyzed:(2) 12/27/2019 09:56

Instrument ID:(1) A2HP12 Instrument ID:(2) A2HP12

GC Column:(1) CLP-2 (0.53m ID: 0.53(mm) GC Column:(2) CLP-1 (0.53m ID: 0.53(mm)

THIS METHOD BLANK APPLIES TO THE FOLLOWING SAMPLES:

CLIENT SAMPLE ID	LAB SAMPLE ID	DATE ANALYZED 1	DATE ANALYZED 2
	LCS 240-417140/19-A	12/27/2019 10:17	12/27/2019 10:17
WC-W-PILES-121719	240-124062-7	12/27/2019 11:42	12/27/2019 11:42

FORM I
PCBS ORGANICS ANALYSIS DATA SHEET

Lab Name: Eurofins TestAmerica, Canton Job No.: 240-124062-1

SDG No.:

Client Sample ID: Lab Sample ID: MB 240-417140/18-A

Matrix: Water Lab File ID: P12122709.D

Analysis Method: 8082A Date Collected:

Extraction Method: 3510C Date Extracted: 12/24/2019 13:01

Sample wt/vol: 1000(mL) Date Analyzed: 12/27/2019 09:56

Con. Extract Vol.: 2(mL) Dilution Factor: 1

Injection Volume: 1(uL) GC Column: CLP-1 (0.53mm) ID: 0.53(mm)

% Moisture: GPC Cleanup:(Y/N) N

Analysis Batch No.: 417350 Units: ug/L

CAS NO.	COMPOUND NAME	RESULT	Q	RL	MDL
12674-11-2	Aroclor-1016	0.056	U	0.10	0.056
11104-28-2	Aroclor-1221	0.057	U	0.10	0.057
11141-16-5	Aroclor-1232	0.074	U	0.10	0.074
53469-21-9	Aroclor-1242	0.076	U	0.10	0.076
12672-29-6	Aroclor-1248	0.050	U	0.10	0.050
11097-69-1	Aroclor-1254	0.040	U	0.10	0.040
11096-82-5	Aroclor-1260	0.046	U	0.10	0.046
37324-23-5	Aroclor-1262	0.058	U	0.10	0.058
11100-14-4	Aroclor-1268	0.062	U	0.10	0.062

CAS NO.	SURROGATE	%REC	Q	LIMITS
877-09-8	Tetrachloro-m-xylene	80		22-120
2051-24-3	DCB Decachlorobiphenyl	81		10-120

FORM VIII
PCBS INTERNAL STANDARD AREA AND RETENTION TIME SUMMARY

Lab Name: Eurofins TestAmerica, Canton Job No.: 240-124062-1

SDG No.:

Sample No.: STD05 240-402587/31 Date Analyzed: 09/26/2019 18:58

Instrument ID: A2HP11 GC Column: CLP-1 (0.53mm) ID: 0.53(mm)

Lab File ID (Standard): P11092631.D Heated Purge: (Y/N) N

Calibration ID: 53493

		BNB					
		AREA #	RT #	AREA #	RT #	AREA #	RT #
INITIAL CALIBRATION MID-POINT		127649095	1.39				
UPPER LIMIT		255298190	1.89				
LOWER LIMIT		63824548	0.89				
LAB SAMPLE ID	CLIENT SAMPLE ID						
ICV 240-402587/34		118144339	1.39				
ICV 240-402587/35		115362359	1.39				
ICV 240-402587/36		113308921	1.39				
ICV 240-402587/37		116579285	1.39				
ICV 240-402587/38		119300561	1.39				
ICV 240-402587/39		120500386	1.39				
ICV 240-402587/40		117804335	1.39				
ICV 240-402587/42		124880008	1.40				
CCV 240-417104/3 CCVIS		124771656	1.38				

BNB = 1-Bromo-2-nitrobenzene

Area Limit = 50%-200% of internal standard area
RT Limit = ± 0.5 minutes of internal standard RT

Column used to flag values outside QC limits

FORM VIII 8082A

FORM VIII
PCBS INTERNAL STANDARD AREA AND RETENTION TIME SUMMARY

Lab Name: Eurofins TestAmerica, Canton Job No.: 240-124062-1

SDG No.:

Sample No.: STD05 240-402587/31 Date Analyzed: 09/26/2019 18:58

Instrument ID: A2HP11 GC Column: CLP-2 (0.53mm) ID: 0.53(mm)

Lab File ID (Standard): P11092631.D Heated Purge: (Y/N) N

Calibration ID: 53494

		BNB					
		AREA #	RT #	AREA #	RT #	AREA #	RT #
INITIAL CALIBRATION MID-POINT		145252565	1.83				
UPPER LIMIT		290505130	2.33				
LOWER LIMIT		72626283	1.33				
LAB SAMPLE ID	CLIENT SAMPLE ID						
ICV 240-402587/34		133997176	1.83				
ICV 240-402587/35		130450514	1.83				
ICV 240-402587/36		127886133	1.83				
ICV 240-402587/37		130546994	1.83				
ICV 240-402587/38		135202715	1.83				
ICV 240-402587/39		135648903	1.84				
ICV 240-402587/40		134736079	1.83				
ICV 240-402587/42		137956274	1.83				

BNB = 1-Bromo-2-nitrobenzene

Area Limit = 50%-200% of internal standard area
RT Limit = ± 0.5 minutes of internal standard RT

Column used to flag values outside QC limits

FORM VIII 8082A

FORM VIII
PCBS INTERNAL STANDARD AREA AND RETENTION TIME SUMMARY

Lab Name: Eurofins TestAmerica, Canton Job No.: 240-124062-1

SDG No.:

Sample No.: CCV 240-417104/3 Date Analyzed: 12/24/2019 13:09

Instrument ID: A2HP11 GC Column: CLP-1 (0.53mm) ID: 0.53(mm)

Lab File ID (Standard): P11122403.D Heated Purge: (Y/N) N

Calibration ID: 53493

		BNB					
		AREA #	RT #	AREA #	RT #	AREA #	RT #
12/24 HOUR STD		124771656	1.38				
UPPER LIMIT		249543312	1.88				
LOWER LIMIT		62385828	0.88				
LAB SAMPLE ID	CLIENT SAMPLE ID						
CCV 240-417104/4		127160444	1.38				
CCV 240-417104/5		128134877	1.38				
CCV 240-417104/6		144667531	1.38				
CCV 240-417104/7		132016440	1.38				
MB 240-416577/15-A		130204662	1.38				
LCS 240-416577/16-A		133832916	1.38				
240-124062-6	WC-S-PILES-121719	133495610	1.38				
240-124017-C-32-C MS		111192773	1.38				
240-124017-C-32-D MSD		118044065	1.38				

BNB = 1-Bromo-2-nitrobenzene

Area Limit = 50%-200% of internal standard area
RT Limit = ± 0.5 minutes of internal standard RT

Column used to flag values outside QC limits

FORM VIII 8082A

FORM VIII
PCBS INTERNAL STANDARD AREA AND RETENTION TIME SUMMARY

Lab Name: Eurofins TestAmerica, Canton Job No.: 240-124062-1

SDG No.:

Sample No.: STD05 240-401912/31 Date Analyzed: 09/23/2019 22:32

Instrument ID: A2HP12 GC Column: CLP-1 (0.53mm) ID: 0.53(mm)

Lab File ID (Standard): P12092331.D Heated Purge: (Y/N) N

Calibration ID: 53389

		BNB					
		AREA #	RT #	AREA #	RT #	AREA #	RT #
INITIAL CALIBRATION MID-POINT		76893956	2.82				
UPPER LIMIT							
LOWER LIMIT							
LAB SAMPLE ID	CLIENT SAMPLE ID						
ICV 240-401912/34		73070513	2.82				
ICV 240-401912/35		71180976	2.82				
ICV 240-401912/36		71649284	2.82				
ICV 240-401912/37		72027341	2.82				
ICV 240-401912/38		71669140	2.82				
ICV 240-401912/39		72003588	2.82				
ICV 240-401912/40		70813124	2.82				
ICV 240-401912/41		70453208	2.82				
CCV 240-417350/3 CCVIS		76054442	2.75				

Column used to flag values outside QC limits

FORM VIII 8082A

FORM VIII
PCBS INTERNAL STANDARD AREA AND RETENTION TIME SUMMARY

Lab Name: Eurofins TestAmerica, Canton Job No.: 240-124062-1

SDG No.:

Sample No.: STD05 240-401912/31 Date Analyzed: 09/23/2019 22:32

Instrument ID: A2HP12 GC Column: CLP-2 (0.53mm) ID: 0.53(mm)

Lab File ID (Standard): P12092331.D Heated Purge: (Y/N) N

Calibration ID: 53390

		BNB					
		AREA #	RT #	AREA #	RT #	AREA #	RT #
INITIAL CALIBRATION MID-POINT		100965876	3.34				
UPPER LIMIT							
LOWER LIMIT							
LAB SAMPLE ID	CLIENT SAMPLE ID						
ICV 240-401912/34		95370865	3.34				
ICV 240-401912/35		95440545	3.34				
ICV 240-401912/36		95904867	3.35				
ICV 240-401912/37		94915932	3.34				
ICV 240-401912/38		95942324	3.34				
ICV 240-401912/39		96578207	3.34				
ICV 240-401912/40		93082616	3.34				
ICV 240-401912/41		91359947	3.35				

Column used to flag values outside QC limits

FORM VIII 8082A

FORM VIII
PCBS INTERNAL STANDARD AREA AND RETENTION TIME SUMMARY

Lab Name: Eurofins TestAmerica, Canton Job No.: 240-124062-1

SDG No.:

Sample No.: CCV 240-417350/3 Date Analyzed: 12/27/2019 07:49

Instrument ID: A2HP12 GC Column: CLP-1 (0.53mm) ID: 0.53(mm)

Lab File ID (Standard): P12122703.D Heated Purge: (Y/N) N

Calibration ID: 53389

		BNB					
		AREA #	RT #	AREA #	RT #	AREA #	RT #
12/24 HOUR STD		76054442	2.75				
UPPER LIMIT		152108884					
LOWER LIMIT		38027221					
LAB SAMPLE ID	CLIENT SAMPLE ID						
CCV 240-417350/4		77076899	2.75				
CCV 240-417350/5		75302133	2.75				
CCV 240-417350/6		75897956	2.75				
CCV 240-417350/7		76434182	2.75				
MB 240-417140/18-A		77134644	2.75				
LCS 240-417140/19-A		80043849	2.75				
240-124062-7	WC-W-PILES-121719	80432109	2.75				

Column used to flag values outside QC limits

FORM VIII 8082A

FORM X
IDENTIFICATION SUMMARY

Lab Name: Eurofins TestAmerica, Canton Job No.: 240-124062-1

SDG No.:

Client Sample ID: WC-S-PILES-121719 Lab Sample ID: 240-124062-6

Instrument ID (1): A2HP11 Instrument ID (2): A2HP11

Date Analyzed (1): 12/24/2019 16:04 Date Analyzed (2): 12/24/2019 16:04

GC Column (1): CLP-2 (0.53mm ID: 0.53(mm) GC Column (2): CLP-1 (0.53mm ID: 0.53(mm)

ANALYTE	COL	PEAK	RT	RT WINDOW		CONCENTRATION		RPD
				FROM	TO	PEAK	MEAN	
Aroclor-1260	1	1	7.19	7.17	7.21	59.3	65	17.8
		2	7.50	7.48	7.52	81.0		
		3	7.84	7.82	7.86	63.5		
		4	8.06	8.04	8.08	56.1		
		5	8.35	8.33	8.37	66.0		
	2	1	5.97	5.95	5.99	49.1	55	
		2	6.24	6.22	6.26	50.5		
		3	6.60	6.58	6.62	49.4		
		4	7.10	7.08	7.12	47.2		
		5	7.34	7.32	7.36	76.4		

FORM X
IDENTIFICATION SUMMARY

Lab Name: Eurofins TestAmerica, Canton Job No.: 240-124062-1

SDG No.:

Client Sample ID: Lab Sample ID: 240-124017-C-32-C MS

Instrument ID (1): A2HP11 Instrument ID (2): A2HP11

Date Analyzed (1): 12/24/2019 17:03 Date Analyzed (2): 12/24/2019 17:03

GC Column (1): CLP-2 (0.53mm ID: 0.53(mm) GC Column (2): CLP-1 (0.53mm ID: 0.53(mm)

ANALYTE	COL	PEAK	RT	RT WINDOW		CONCENTRATION		RPD
				FROM	TO	PEAK	MEAN	
Aroclor-1016	1	1	3.98	3.96	4.00	1450	1560	0.7
		2	4.55	4.53	4.57	1520		
		3	5.11	5.09	5.12	1700		
		4	5.26	5.24	5.28	1520		
		5	5.54	5.51	5.55	1580		
	2	1	2.77	2.75	2.78	1500	1540	
		2	3.32	3.30	3.34	1580		
		3	3.99	3.97	4.01	1550		
		4	4.17	4.15	4.19	1600		
		5	4.49	4.46	4.50	1480		
Aroclor-1260	1	1	7.19	7.17	7.21	1550	1580	0.2
		2	7.50	7.48	7.52	1640		
		3	7.84	7.82	7.86	1550		
		4	8.06	8.04	8.08	1630		
		5	8.35	8.33	8.37	1550		
	2	1	5.97	5.95	5.99	1600	1580	
		2	6.24	6.22	6.26	1660		
		3	6.60	6.58	6.62	1510		
		4	7.10	7.08	7.12	1510		
		5	7.34	7.32	7.36	1620		

FORM X
IDENTIFICATION SUMMARY

Lab Name: Eurofins TestAmerica, Canton Job No.: 240-124062-1

SDG No.:

Client Sample ID: Lab Sample ID: 240-124017-C-32-D MSD

Instrument ID (1): A2HP11 Instrument ID (2): A2HP11

Date Analyzed (1): 12/24/2019 17:18 Date Analyzed (2): 12/24/2019 17:18

GC Column (1): CLP-2 (0.53mm ID: 0.53(mm) GC Column (2): CLP-1 (0.53mm ID: 0.53(mm)

ANALYTE	COL	PEAK	RT	RT WINDOW		CONCENTRATION		RPD
				FROM	TO	PEAK	MEAN	
Aroclor-1016	1	1	3.98	3.96	4.00	1300	1350	2.4
		2	4.55	4.53	4.57	1300		
		3	5.11	5.09	5.12	1480		
		4	5.26	5.24	5.28	1290		
		5	5.54	5.51	5.55	1370		
	2	1	2.77	2.75	2.78	1340	1380	
		2	3.32	3.30	3.34	1400		
		3	3.99	3.97	4.01	1370		
		4	4.17	4.15	4.19	1460		
		5	4.48	4.46	4.50	1330		
Aroclor-1260	1	1	7.19	7.17	7.21	1340	1420	1.3
		2	7.50	7.48	7.52	1470		
		3	7.84	7.82	7.86	1430		
		4	8.06	8.04	8.08	1480		
		5	8.35	8.33	8.37	1370		
	2	1	5.97	5.95	5.99	1520	1440	
		2	6.24	6.22	6.26	1480		
		3	6.60	6.58	6.62	1380		
		4	7.10	7.08	7.12	1330		
		5	7.34	7.32	7.36	1460		

FORM X
IDENTIFICATION SUMMARY

Lab Name: Eurofins TestAmerica, Canton Job No.: 240-124062-1

SDG No.:

Client Sample ID: Lab Sample ID: LCS 240-416577/16-A

Instrument ID (1): A2HP11 Instrument ID (2): A2HP11

Date Analyzed (1): 12/24/2019 14:51 Date Analyzed (2): 12/24/2019 14:51

GC Column (1): CLP-2 (0.53mm ID: 0.53(mm) GC Column (2): CLP-1 (0.53mm ID: 0.53(mm)

ANALYTE	COL	PEAK	RT	RT WINDOW		CONCENTRATION		RPD
				FROM	TO	PEAK	MEAN	
Aroclor-1016	1	1	3.98	3.96	4.00	693	766	4.0
		2	4.55	4.53	4.57	721		
		3	5.11	5.09	5.12	857		
		4	5.26	5.24	5.28	786		
		5	5.53	5.51	5.55	774		
	2	1	2.77	2.75	2.78	677	736	
		2	3.32	3.30	3.34	735		
		3	3.99	3.97	4.01	732		
		4	4.17	4.15	4.19	777		
		5	4.48	4.46	4.50	760		
Aroclor-1260	1	1	7.19	7.17	7.21	805	803	0.7
		2	7.50	7.48	7.52	820		
		3	7.84	7.82	7.86	803		
		4	8.06	8.04	8.08	803		
		5	8.35	8.33	8.37	785		
	2	1	5.97	5.95	5.99	800	797	
		2	6.24	6.22	6.26	792		
		3	6.60	6.58	6.62	782		
		4	7.10	7.08	7.12	801		
		5	7.34	7.32	7.36	811		

FORM X
IDENTIFICATION SUMMARY

Lab Name: Eurofins TestAmerica, Canton Job No.: 240-124062-1

SDG No.:

Client Sample ID: Lab Sample ID: LCS 240-417140/19-A

Instrument ID (1): A2HP12 Instrument ID (2): A2HP12

Date Analyzed (1): 12/27/2019 10:17 Date Analyzed (2): 12/27/2019 10:17

GC Column (1): CLP-2 (0.53mm ID: 0.53(mm) GC Column (2): CLP-1 (0.53mm ID: 0.53(mm)

ANALYTE	COL	PEAK	RT	RT WINDOW		CONCENTRATION		RPD
				FROM	TO	PEAK	MEAN	
Aroclor-1016	1	1	5.81	5.79	5.83	2.72	2.09	1.7
		2	6.43	6.41	6.45	1.80		
		3	7.06	7.05	7.08	2.01		
		4	7.24	7.23	7.26	2.04		
		5	7.58	7.56	7.59	1.89		
	2	1	4.84	4.83	4.86	3.12	2.06	
		2	5.42	5.40	5.43	2.00		
		3	6.08	6.08	6.12	1.48		
		4	6.28	6.26	6.30	1.82		
		5	6.62	6.61	6.64	1.86		
Aroclor-1260	1	1	9.41	9.40	9.43	1.73	1.94	6.1
		2	9.67	9.65	9.69	1.95		
		3	10.08	10.06	10.10	2.02		
		4	10.82	10.81	10.84	2.01		
		5	11.20	11.19	11.22	1.96		
	2	1	8.38	8.37	8.40	1.74	1.82	
		2	8.72	8.70	8.74	2.05		
		3	9.05	9.03	9.07	1.90		
		4	9.84	9.82	9.86	1.72		
		5	10.16	10.14	10.18	1.70		

FORM VI
PCBS BY INTERNAL STANDARD - INITIAL CALIBRATION DATA
CURVE EVALUATION

Lab Name: Eurofins TestAmerica, Canton Job No.: 240-124062-1 Analy Batch No.: 402587

SDG No.:

Instrument ID: A2HP11 GC Column: CLP-1 (0.53 ID: 0.53(mm) Heated Purge: (Y/N) N

Calibration Start Date: 09/26/2019 12:22 Calibration End Date: 09/26/2019 13:36 Calibration ID: 53461

Calibration Files:

LEVEL:	LAB SAMPLE ID:	LAB FILE ID:
Level 1	STD005 240-402587/4	P11092604.D
Level 2	STD01 240-402587/5	P11092605.D
Level 3	STD02 240-402587/6	P11092606.D
Level 4	STD05 240-402587/7	P11092607.D
Level 5	STD1 240-402587/8	P11092608.D
Level 6	STD15 240-402587/9	P11092609.D

ANALYTE	RRF					CURVE TYPE	COEFFICIENT			#	MIN RRF	%RSD	#	MAX %RSD	R^2 OR COD	#	MIN R^2 OR COD
	LVL 1 LVL 6	LVL 2	LVL 3	LVL 4	LVL 5		B	M1	M2								
PCB-1232 Peak 1	0.0258 0.0187	0.0239	0.0209	0.0194	0.0189	Ave		0.0213				13.9		20.0			
PCB-1232 Peak 2	0.0195 0.0137	0.0180	0.0163	0.0154	0.0140	Ave		0.0162				14.1		20.0			
PCB-1232 Peak 3	0.0386 0.0320	0.0366	0.0332	0.0328	0.0324	Ave		0.0343				7.8		20.0			
PCB-1232 Peak 4	0.0176 0.0144	0.0183	0.0165	0.0156	0.0148	Ave		0.0162				9.5		20.0			
PCB-1232 Peak 5	0.0067 0.0049	0.0062	0.0057	0.0053	0.0049	Ave		0.0056				13.3		20.0			
PCB-1262 Peak 1	0.0412 0.0352	0.0389	0.0359	0.0359	0.0351	Ave		0.0370				6.7		20.0			
PCB-1262 Peak 2	0.0801 0.0709	0.0762	0.0710	0.0714	0.0713	Ave		0.0735				5.2		20.0			
PCB-1262 Peak 3	0.0697 0.0575	0.0638	0.0588	0.0588	0.0598	Ave		0.0614				7.5		20.0			
PCB-1262 Peak 4	0.1662 0.1614	0.1640	0.1554	0.1591	0.1606	Ave		0.1611				2.3		20.0			
PCB-1262 Peak 5	0.0669 0.0559	0.0624	0.0568	0.0576	0.0571	Ave		0.0594				7.2		20.0			

Note: The M1 coefficient is the same as Ave RRF for an Ave curve type.

FORM VI
PCBS BY INTERNAL STANDARD - INITIAL CALIBRATION DATA
RESPONSE AND CONCENTRATION

Lab Name: Eurofins TestAmerica, Canton Job No.: 240-124062-1 Analy Batch No.: 402587

SDG No.:

Instrument ID: A2HP11 GC Column: CLP-1 (0.53 ID: 0.53(mm) Heated Purge: (Y/N) N

Calibration Start Date: 09/26/2019 12:22 Calibration End Date: 09/26/2019 13:36 Calibration ID: 53461

Calibration Files:

LEVEL:	LAB SAMPLE ID:	LAB FILE ID:
Level 1	STD005 240-402587/4	P11092604.D
Level 2	STD01 240-402587/5	P11092605.D
Level 3	STD02 240-402587/6	P11092606.D
Level 4	STD05 240-402587/7	P11092607.D
Level 5	STD1 240-402587/8	P11092608.D
Level 6	STD15 240-402587/9	P11092609.D

ANALYTE	IS REF	CURVE TYPE	RESPONSE					CONCENTRATION (NG/UL)				
			LVL 1 LVL 6	LVL 2	LVL 3	LVL 4	LVL 5	LVL 1 LVL 6	LVL 2	LVL 3	LVL 4	LVL 5
PCB-1232 Peak 1	BNB	Ave	3136275 69518462	6298131	10124382	23226301	47986715	0.0500 1.50	0.100	0.200	0.500	1.00
PCB-1232 Peak 2	BNB	Ave	2371499 50996807	4749964	7901110	18398295	35550493	0.0500 1.50	0.100	0.200	0.500	1.00
PCB-1232 Peak 3	BNB	Ave	4688279 118960953	9649825	16054959	39320059	82306437	0.0500 1.50	0.100	0.200	0.500	1.00
PCB-1232 Peak 4	BNB	Ave	2134770 53574054	4811830	7961035	18662777	37503402	0.0500 1.50	0.100	0.200	0.500	1.00
PCB-1232 Peak 5	BNB	Ave	814046 18066075	1643666	2740150	6317183	12410387	0.0500 1.50	0.100	0.200	0.500	1.00
PCB-1262 Peak 1	BNB	Ave	5005938 130590889	10252722	17381498	42983028	89274995	0.0500 1.50	0.100	0.200	0.500	1.00
PCB-1262 Peak 2	BNB	Ave	9728472 263295659	20089389	34343018	85549395	181179108	0.0500 1.50	0.100	0.200	0.500	1.00
PCB-1262 Peak 3	BNB	Ave	8464402 213378569	16815340	28471011	70391605	152008354	0.0500 1.50	0.100	0.200	0.500	1.00
PCB-1262 Peak 4	BNB	Ave	20181391 599313686	43207607	75206085	190505534	408231479	0.0500 1.50	0.100	0.200	0.500	1.00
PCB-1262 Peak 5	BNB	Ave	8118604 207508816	16451955	27464011	68969523	145268721	0.0500 1.50	0.100	0.200	0.500	1.00

Curve Type Legend:
Ave = Average ISTD

FORM VI
PCBS BY INTERNAL STANDARD - INITIAL CALIBRATION DATA
CURVE EVALUATION

Lab Name: Eurofins TestAmerica, Canton Job No.: 240-124062-1 Analy Batch No.: 402587

SDG No.:

Instrument ID: A2HP11 GC Column: CLP-2 (0.53 ID: 0.53(mm) Heated Purge: (Y/N) N

Calibration Start Date: 09/26/2019 12:22 Calibration End Date: 09/26/2019 13:36 Calibration ID: 53462

Calibration Files:

LEVEL:	LAB SAMPLE ID:	LAB FILE ID:
Level 1	STD005 240-402587/4	P11092604.D
Level 2	STD01 240-402587/5	P11092605.D
Level 3	STD02 240-402587/6	P11092606.D
Level 4	STD05 240-402587/7	P11092607.D
Level 5	STD1 240-402587/8	P11092608.D
Level 6	STD15 240-402587/9	P11092609.D

ANALYTE	RRF					CURVE TYPE	COEFFICIENT			#	MIN RRF	%RSD	#	MAX %RSD	R^2 OR COD	#	MIN R^2 OR COD
	LVL 1 LVL 6	LVL 2	LVL 3	LVL 4	LVL 5		B	M1	M2								
PCB-1232 Peak 1	0.0278 0.0203	0.0256	0.0229	0.0221	0.0208	Ave		0.0232				12.5		20.0			
PCB-1232 Peak 2	0.0234 0.0162	0.0213	0.0190	0.0178	0.0167	Ave		0.0191				14.6		20.0			
PCB-1232 Peak 3	0.0407 0.0334	0.0374	0.0347	0.0340	0.0339	Ave		0.0357				8.0		20.0			
PCB-1232 Peak 4	0.0200 0.0150	0.0180	0.0171	0.0164	0.0156	Ave		0.0170				10.7		20.0			
PCB-1232 Peak 5	0.0098 0.0066	0.0091	0.0082	0.0075	0.0070	Ave		0.0080				15.5		20.0			
PCB-1262 Peak 1	0.0544 0.0447	0.0512	0.0460	0.0466	0.0453	Ave		0.0480				8.1		20.0			
PCB-1262 Peak 2	0.0812 0.0700	0.0774	0.0707	0.0715	0.0705	Ave		0.0736				6.3		20.0			
PCB-1262 Peak 3	0.0735 0.0588	0.0678	0.0612	0.0617	0.0610	Ave		0.0640				8.7		20.0			
PCB-1262 Peak 4	0.1539 0.1414	0.1498	0.1371	0.1409	0.1413	Ave		0.1441				4.4		20.0			
PCB-1262 Peak 5	0.1130 0.1022	0.1091	0.1011	0.1031	0.1023	Ave		0.1051				4.6		20.0			

Note: The M1 coefficient is the same as Ave RRF for an Ave curve type.

FORM VI
PCBS BY INTERNAL STANDARD - INITIAL CALIBRATION DATA
RESPONSE AND CONCENTRATION

Lab Name: Eurofins TestAmerica, Canton Job No.: 240-124062-1 Analy Batch No.: 402587

SDG No.:

Instrument ID: A2HP11 GC Column: CLP-2 (0.53 ID: 0.53(mm) Heated Purge: (Y/N) N

Calibration Start Date: 09/26/2019 12:22 Calibration End Date: 09/26/2019 13:36 Calibration ID: 53462

Calibration Files:

LEVEL:	LAB SAMPLE ID:	LAB FILE ID:
Level 1	STD005 240-402587/4	P11092604.D
Level 2	STD01 240-402587/5	P11092605.D
Level 3	STD02 240-402587/6	P11092606.D
Level 4	STD05 240-402587/7	P11092607.D
Level 5	STD1 240-402587/8	P11092608.D
Level 6	STD15 240-402587/9	P11092609.D

ANALYTE	IS REF	CURVE TYPE	RESPONSE					CONCENTRATION (NG/UL)				
			LVL 1 LVL 6	LVL 2	LVL 3	LVL 4	LVL 5	LVL 1 LVL 6	LVL 2	LVL 3	LVL 4	LVL 5
PCB-1232 Peak 1	BNB	Ave	3821751 86211847	7620029	12692153	30177797	60342640	0.0500 1.50	0.100	0.200	0.500	1.00
PCB-1232 Peak 2	BNB	Ave	3214696 68548888	6324029	10515803	24327193	48588744	0.0500 1.50	0.100	0.200	0.500	1.00
PCB-1232 Peak 3	BNB	Ave	5605972 141493325	11120789	19199060	46526970	98402587	0.0500 1.50	0.100	0.200	0.500	1.00
PCB-1232 Peak 4	BNB	Ave	2759364 63728702	5355397	9432996	22401908	45229378	0.0500 1.50	0.100	0.200	0.500	1.00
PCB-1232 Peak 5	BNB	Ave	1344727 27884964	2720875	4511671	10293979	20235973	0.0500 1.50	0.100	0.200	0.500	1.00
PCB-1262 Peak 1	BNB	Ave	7490973 189481747	15216873	25426625	63732978	131679586	0.0500 1.50	0.100	0.200	0.500	1.00
PCB-1262 Peak 2	BNB	Ave	11180674 296476750	23037346	39101055	97858868	204845138	0.0500 1.50	0.100	0.200	0.500	1.00
PCB-1262 Peak 3	BNB	Ave	10118503 249094706	20161188	33862152	84413670	177320073	0.0500 1.50	0.100	0.200	0.500	1.00
PCB-1262 Peak 4	BNB	Ave	21187916 598961108	44574840	75851732	192770719	410573235	0.0500 1.50	0.100	0.200	0.500	1.00
PCB-1262 Peak 5	BNB	Ave	15558197 432931228	32453542	55947790	141112948	297120668	0.0500 1.50	0.100	0.200	0.500	1.00

Curve Type Legend:
Ave = Average ISTD

FORM VI
PCBS BY INTERNAL STANDARD - INITIAL CALIBRATION DATA
CURVE EVALUATION

Lab Name: Eurofins TestAmerica, Canton Job No.: 240-124062-1 Analy Batch No.: 402587

SDG No.:

Instrument ID: A2HP11 GC Column: CLP-1 (0.53 ID: 0.53(mm) Heated Purge: (Y/N) N

Calibration Start Date: 09/26/2019 13:50 Calibration End Date: 09/26/2019 15:03 Calibration ID: 53469

Calibration Files:

LEVEL:	LAB SAMPLE ID:	LAB FILE ID:
Level 1	STD005 240-402587/10	P11092610.D
Level 2	STD01 240-402587/11	P11092611.D
Level 3	STD02 240-402587/12	P11092612.D
Level 4	STD05 240-402587/13	P11092613.D
Level 5	STD1 240-402587/14	P11092614.D
Level 6	STD15 240-402587/15	P11092615.D

ANALYTE	RRF					CURVE TYPE	COEFFICIENT			#	MIN RRF	%RSD	#	MAX %RSD	R^2 OR COD	#	MIN R^2 OR COD
	LVL 1 LVL 6	LVL 2	LVL 3	LVL 4	LVL 5		B	M1	M2								
PCB-1242 Peak 1	0.0176 0.0134	0.0167	0.0154	0.0141	0.0138	Ave		0.0152				11.3		20.0			
PCB-1242 Peak 2	0.0297 0.0236	0.0297	0.0270	0.0249	0.0241	Ave		0.0265				10.4		20.0			
PCB-1242 Peak 3	0.0628 0.0566	0.0613	0.0577	0.0562	0.0574	Ave		0.0586				4.6		20.0			
PCB-1242 Peak 4	0.0309 0.0248	0.0295	0.0270	0.0253	0.0251	Ave		0.0271				9.5		20.0			
PCB-1242 Peak 5	0.0113 0.0089	0.0110	0.0100	0.0092	0.0089	Ave		0.0099				10.9		20.0			
PCB-1268 Peak 1	0.1682 0.1774	0.1760	0.1695	0.1672	0.1710	Ave		0.1715				2.5		20.0			
PCB-1268 Peak 2	0.1671 0.1689	0.1742	0.1649	0.1671	0.1756	Ave		0.1697				2.5		20.0			
PCB-1268 Peak 3	0.1484 0.1517	0.1524	0.1465	0.1480	0.1530	Ave		0.1500				1.8		20.0			
PCB-1268 Peak 4	0.0644 0.0599	0.0649	0.0603	0.0588	0.0599	Ave		0.0614				4.2		20.0			
PCB-1268 Peak 5	0.4742 0.5129	0.4931	0.4789	0.4879	0.5109	Ave		0.4930				3.3		20.0			

Note: The M1 coefficient is the same as Ave RRF for an Ave curve type.

FORM VI
PCBS BY INTERNAL STANDARD - INITIAL CALIBRATION DATA
RESPONSE AND CONCENTRATION

Lab Name: Eurofins TestAmerica, Canton Job No.: 240-124062-1 Analy Batch No.: 402587

SDG No.:

Instrument ID: A2HP11 GC Column: CLP-1 (0.53 ID: 0.53(mm) Heated Purge: (Y/N) N

Calibration Start Date: 09/26/2019 13:50 Calibration End Date: 09/26/2019 15:03 Calibration ID: 53469

Calibration Files:

LEVEL:	LAB SAMPLE ID:	LAB FILE ID:
Level 1	STD005 240-402587/10	P11092610.D
Level 2	STD01 240-402587/11	P11092611.D
Level 3	STD02 240-402587/12	P11092612.D
Level 4	STD05 240-402587/13	P11092613.D
Level 5	STD1 240-402587/14	P11092614.D
Level 6	STD15 240-402587/15	P11092615.D

ANALYTE	IS REF	CURVE TYPE	RESPONSE					CONCENTRATION (NG/UL)				
			LVL 1 LVL 6	LVL 2	LVL 3	LVL 4	LVL 5	LVL 1 LVL 6	LVL 2	LVL 3	LVL 4	LVL 5
PCB-1242 Peak 1	BNB	Ave	2162596 49441599	4022061	8245809	17394627	37298925	0.0500 1.50	0.100	0.200	0.500	1.00
PCB-1242 Peak 2	BNB	Ave	3663760 87162370	7123722	14486661	30752173	65242119	0.0500 1.50	0.100	0.200	0.500	1.00
PCB-1242 Peak 3	BNB	Ave	7732823 209193163	14711194	30936918	69359153	155261106	0.0500 1.50	0.100	0.200	0.500	1.00
PCB-1242 Peak 4	BNB	Ave	3803058 91541865	7094970	14457276	31255206	68017231	0.0500 1.50	0.100	0.200	0.500	1.00
PCB-1242 Peak 5	BNB	Ave	1398008 32984388	2647567	5362926	11328558	24123046	0.0500 1.50	0.100	0.200	0.500	1.00
PCB-1268 Peak 1	BNB	Ave	20719861 656006311	42262371	90925869	206286241	462740390	0.0500 1.50	0.100	0.200	0.500	1.00
PCB-1268 Peak 2	BNB	Ave	20579408 624773310	41840702	88436143	206231933	475385532	0.0500 1.50	0.100	0.200	0.500	1.00
PCB-1268 Peak 3	BNB	Ave	18277914 561184307	36597540	78552042	182704389	414155186	0.0500 1.50	0.100	0.200	0.500	1.00
PCB-1268 Peak 4	BNB	Ave	7936762 221508679	15583271	32315163	72618350	162016520	0.0500 1.50	0.100	0.200	0.500	1.00
PCB-1268 Peak 5	BNB	Ave	58413345 1896796931	118420755	256841139	602140327	1382895049	0.0500 1.50	0.100	0.200	0.500	1.00

Curve Type Legend:
Ave = Average ISTD

FORM VI
PCBS BY INTERNAL STANDARD - INITIAL CALIBRATION DATA
CURVE EVALUATION

Lab Name: Eurofins TestAmerica, Canton Job No.: 240-124062-1 Analy Batch No.: 402587

SDG No.:

Instrument ID: A2HP11 GC Column: CLP-2 (0.53 ID: 0.53(mm) Heated Purge: (Y/N) N

Calibration Start Date: 09/26/2019 13:50 Calibration End Date: 09/26/2019 15:03 Calibration ID: 53470

Calibration Files:

LEVEL:	LAB SAMPLE ID:	LAB FILE ID:
Level 1	STD005 240-402587/10	P11092610.D
Level 2	STD01 240-402587/11	P11092611.D
Level 3	STD02 240-402587/12	P11092612.D
Level 4	STD05 240-402587/13	P11092613.D
Level 5	STD1 240-402587/14	P11092614.D
Level 6	STD15 240-402587/15	P11092615.D

ANALYTE	RRF					CURVE TYPE	COEFFICIENT			#	MIN RRF	%RSD	#	MAX %RSD	R^2 OR COD	#	MIN R^2 OR COD
	LVL 1 LVL 6	LVL 2	LVL 3	LVL 4	LVL 5		B	M1	M2								
PCB-1242 Peak 1	0.0185 0.0146	0.0185	0.0166	0.0155	0.0150	Ave		0.0164				10.4		20.0			
PCB-1242 Peak 2	0.0344 0.0264	0.0331	0.0301	0.0280	0.0272	Ave		0.0299				11.0		20.0			
PCB-1242 Peak 3	0.0648 0.0595	0.0642	0.0601	0.0596	0.0603	Ave		0.0614				4.0		20.0			
PCB-1242 Peak 4	0.0306 0.0260	0.0303	0.0267	0.0265	0.0264	Ave		0.0278				7.6		20.0			
PCB-1242 Peak 5	0.0174 0.0132	0.0167	0.0149	0.0137	0.0134	Ave		0.0149				12.1		20.0			
PCB-1268 Peak 1	0.1640 0.1648	0.1676	0.1625	0.1616	0.1672	Ave		0.1646				1.5		20.0			
PCB-1268 Peak 2	0.1655 0.1596	0.1661	0.1607	0.1584	0.1619	Ave		0.1620				2.0		20.0			
PCB-1268 Peak 3	0.1413 0.1384	0.1435	0.1391	0.1371	0.1402	Ave		0.1399				1.6		20.0			
PCB-1268 Peak 4	0.0622 0.0574	0.0625	0.0592	0.0577	0.0583	Ave		0.0596				3.8		20.0			
PCB-1268 Peak 5	0.4507 0.4785	0.4717	0.4555	0.4524	0.4756	Ave		0.4641				2.7		20.0			

Note: The M1 coefficient is the same as Ave RRF for an Ave curve type.

FORM VI
PCBS BY INTERNAL STANDARD - INITIAL CALIBRATION DATA
RESPONSE AND CONCENTRATION

Lab Name: Eurofins TestAmerica, Canton Job No.: 240-124062-1 Analy Batch No.: 402587

SDG No.:

Instrument ID: A2HP11 GC Column: CLP-2 (0.53 ID: 0.53(mm) Heated Purge: (Y/N) N

Calibration Start Date: 09/26/2019 13:50 Calibration End Date: 09/26/2019 15:03 Calibration ID: 53470

Calibration Files:

LEVEL:	LAB SAMPLE ID:	LAB FILE ID:
Level 1	STD005 240-402587/10	P11092610.D
Level 2	STD01 240-402587/11	P11092611.D
Level 3	STD02 240-402587/12	P11092612.D
Level 4	STD05 240-402587/13	P11092613.D
Level 5	STD1 240-402587/14	P11092614.D
Level 6	STD15 240-402587/15	P11092615.D

ANALYTE	IS REF	CURVE TYPE	RESPONSE					CONCENTRATION (NG/UL)				
			LVL 1 LVL 6	LVL 2	LVL 3	LVL 4	LVL 5	LVL 1 LVL 6	LVL 2	LVL 3	LVL 4	LVL 5
PCB-1242 Peak 1	BNB	Ave	2584236 61592105	5029406	10117137	22037149	46140656	0.0500 1.50	0.100	0.200	0.500	1.00
PCB-1242 Peak 2	BNB	Ave	4807044 110946710	9035512	18382697	39767720	83782569	0.0500 1.50	0.100	0.200	0.500	1.00
PCB-1242 Peak 3	BNB	Ave	9058982 250293282	17503695	36658736	84721626	185977719	0.0500 1.50	0.100	0.200	0.500	1.00
PCB-1242 Peak 4	BNB	Ave	4281909 109487841	8266254	16281810	37625794	81522390	0.0500 1.50	0.100	0.200	0.500	1.00
PCB-1242 Peak 5	BNB	Ave	2433064 55678648	4562653	9094310	19509348	41191573	0.0500 1.50	0.100	0.200	0.500	1.00
PCB-1268 Peak 1	BNB	Ave	22916527 693422741	45673326	99202282	229761148	515373395	0.0500 1.50	0.100	0.200	0.500	1.00
PCB-1268 Peak 2	BNB	Ave	23135801 671422463	45278871	98111644	225171829	499170587	0.0500 1.50	0.100	0.200	0.500	1.00
PCB-1268 Peak 3	BNB	Ave	19747064 582458334	39125783	84886877	194917377	432014137	0.0500 1.50	0.100	0.200	0.500	1.00
PCB-1268 Peak 4	BNB	Ave	8693432 241376212	17040555	36107705	82080406	179858297	0.0500 1.50	0.100	0.200	0.500	1.00
PCB-1268 Peak 5	BNB	Ave	62993398 2013523912	128569501	278041867	643259157	1465998650	0.0500 1.50	0.100	0.200	0.500	1.00

Curve Type Legend:
Ave = Average ISTD

FORM VI
PCBS BY INTERNAL STANDARD - INITIAL CALIBRATION DATA
CURVE EVALUATION

Lab Name: Eurofins TestAmerica, Canton Job No.: 240-124062-1 Analy Batch No.: 402587

SDG No.:

Instrument ID: A2HP11 GC Column: CLP-1 (0.53 ID: 0.53(mm) Heated Purge: (Y/N) N

Calibration Start Date: 09/26/2019 15:18 Calibration End Date: 09/26/2019 16:31 Calibration ID: 53477

Calibration Files:

LEVEL:	LAB SAMPLE ID:	LAB FILE ID:
Level 1	STD005 240-402587/16	P11092616.D
Level 2	STD01 240-402587/17	P11092617.D
Level 3	STD02 240-402587/18	P11092618.D
Level 4	STD05 240-402587/19	P11092619.D
Level 5	STD1 240-402587/20	P11092620.D
Level 6	STD15 240-402587/21	P11092621.D

ANALYTE	RRF					CURVE TYPE	COEFFICIENT			#	MIN RRF	%RSD	#	MAX %RSD	R^2 OR COD	#	MIN R^2 OR COD
	LVL 1 LVL 6	LVL 2	LVL 3	LVL 4	LVL 5		B	M1	M2								
PCB-1248 Peak 1	0.0174 0.0135	0.0168	0.0154	0.0135	0.0137	Ave		0.0151				11.8		20.0			
PCB-1248 Peak 2	0.0449 0.0373	0.0418	0.0405	0.0356	0.0373	Ave		0.0396				8.7		20.0			
PCB-1248 Peak 3	0.0336 0.0306	0.0310	0.0312	0.0280	0.0301	Ave		0.0307				5.8		20.0			
PCB-1248 Peak 4	0.0215 0.0195	0.0195	0.0205	0.0182	0.0194	Ave		0.0198				5.6		20.0			
PCB-1248 Peak 5	0.0135 0.0139	0.0128	0.0133	0.0124	0.0135	Ave		0.0132				4.0		20.0			

Note: The M1 coefficient is the same as Ave RRF for an Ave curve type.

FORM VI
PCBS BY INTERNAL STANDARD - INITIAL CALIBRATION DATA
RESPONSE AND CONCENTRATION

Lab Name: Eurofins TestAmerica, Canton Job No.: 240-124062-1 Analy Batch No.: 402587

SDG No.:

Instrument ID: A2HP11 GC Column: CLP-1 (0.53 ID: 0.53(mm) Heated Purge: (Y/N) N

Calibration Start Date: 09/26/2019 15:18 Calibration End Date: 09/26/2019 16:31 Calibration ID: 53477

Calibration Files:

LEVEL:	LAB SAMPLE ID:	LAB FILE ID:
Level 1	STD005 240-402587/16	P11092616.D
Level 2	STD01 240-402587/17	P11092617.D
Level 3	STD02 240-402587/18	P11092618.D
Level 4	STD05 240-402587/19	P11092619.D
Level 5	STD1 240-402587/20	P11092620.D
Level 6	STD15 240-402587/21	P11092621.D

ANALYTE	IS REF	CURVE TYPE	RESPONSE					CONCENTRATION (NG/UL)				
			LVL 1 LVL 6	LVL 2	LVL 3	LVL 4	LVL 5	LVL 1 LVL 6	LVL 2	LVL 3	LVL 4	LVL 5
PCB-1248 Peak 1	BNB	Ave	2142634 50180011	4081750	8021775	16964838	33067423	0.0500 1.50	0.100	0.200	0.500	1.00
PCB-1248 Peak 2	BNB	Ave	5511320 139186283	10151938	21087805	44918154	89754535	0.0500 1.50	0.100	0.200	0.500	1.00
PCB-1248 Peak 3	BNB	Ave	4121361 114057483	7527757	16230234	35334321	72346467	0.0500 1.50	0.100	0.200	0.500	1.00
PCB-1248 Peak 4	BNB	Ave	2636492 72867896	4744549	10697046	22959369	46643628	0.0500 1.50	0.100	0.200	0.500	1.00
PCB-1248 Peak 5	BNB	Ave	1654466 51895646	3118195	6917409	15692191	32552661	0.0500 1.50	0.100	0.200	0.500	1.00

Curve Type Legend:
Ave = Average ISTD

FORM VI
PCBS BY INTERNAL STANDARD - INITIAL CALIBRATION DATA
CURVE EVALUATION

Lab Name: Eurofins TestAmerica, Canton Job No.: 240-124062-1 Analy Batch No.: 402587

SDG No.:

Instrument ID: A2HP11 GC Column: CLP-2 (0.53 ID: 0.53(mm) Heated Purge: (Y/N) N

Calibration Start Date: 09/26/2019 15:18 Calibration End Date: 09/26/2019 16:31 Calibration ID: 53478

Calibration Files:

LEVEL:	LAB SAMPLE ID:	LAB FILE ID:
Level 1	STD005 240-402587/16	P11092616.D
Level 2	STD01 240-402587/17	P11092617.D
Level 3	STD02 240-402587/18	P11092618.D
Level 4	STD05 240-402587/19	P11092619.D
Level 5	STD1 240-402587/20	P11092620.D
Level 6	STD15 240-402587/21	P11092621.D

ANALYTE	RRF					CURVE TYPE	COEFFICIENT			#	MIN RRF	%RSD	#	MAX %RSD	R^2 OR COD	#	MIN R^2 OR COD
	LVL 1 LVL 6	LVL 2	LVL 3	LVL 4	LVL 5		B	M1	M2								
PCB-1248 Peak 1	0.0210 0.0151	0.0192	0.0181	0.0155	0.0154	Ave		0.0174				14.1		20.0			
PCB-1248 Peak 2	0.0449 0.0398	0.0421	0.0418	0.0374	0.0397	Ave		0.0409				6.3		20.0			
PCB-1248 Peak 3	0.0413 0.0370	0.0395	0.0392	0.0349	0.0369	Ave		0.0381				6.1		20.0			
PCB-1248 Peak 4	0.0449 0.0403	0.0431	0.0427	0.0384	0.0401	Ave		0.0416				5.8		20.0			
PCB-1248 Peak 5	0.0257 0.0218	0.0246	0.0239	0.0209	0.0215	Ave		0.0231				8.4		20.0			

Note: The M1 coefficient is the same as Ave RRF for an Ave curve type.

FORM VI
PCBS BY INTERNAL STANDARD - INITIAL CALIBRATION DATA
RESPONSE AND CONCENTRATION

Lab Name: Eurofins TestAmerica, Canton Job No.: 240-124062-1 Analy Batch No.: 402587

SDG No.:

Instrument ID: A2HP11 GC Column: CLP-2 (0.53 ID: 0.53(mm) Heated Purge: (Y/N) N

Calibration Start Date: 09/26/2019 15:18 Calibration End Date: 09/26/2019 16:31 Calibration ID: 53478

Calibration Files:

LEVEL:	LAB SAMPLE ID:	LAB FILE ID:
Level 1	STD005 240-402587/16	P11092616.D
Level 2	STD01 240-402587/17	P11092617.D
Level 3	STD02 240-402587/18	P11092618.D
Level 4	STD05 240-402587/19	P11092619.D
Level 5	STD1 240-402587/20	P11092620.D
Level 6	STD15 240-402587/21	P11092621.D

ANALYTE	IS REF	CURVE TYPE	RESPONSE					CONCENTRATION (NG/UL)				
			LVL 1 LVL 6	LVL 2	LVL 3	LVL 4	LVL 5	LVL 1 LVL 6	LVL 2	LVL 3	LVL 4	LVL 5
PCB-1248 Peak 1	BNB	Ave	2927513 63851857	5276697	10648602	21914822	41896818	0.0500 1.50	0.100	0.200	0.500	1.00
PCB-1248 Peak 2	BNB	Ave	6245510 168847557	11573536	24589234	52861936	107980046	0.0500 1.50	0.100	0.200	0.500	1.00
PCB-1248 Peak 3	BNB	Ave	5756527 156809711	10851110	23085263	49287528	100291562	0.0500 1.50	0.100	0.200	0.500	1.00
PCB-1248 Peak 4	BNB	Ave	6256381 170978496	11847310	25122474	54244076	108992070	0.0500 1.50	0.100	0.200	0.500	1.00
PCB-1248 Peak 5	BNB	Ave	3579202 92422844	6764279	14051994	29560464	58458630	0.0500 1.50	0.100	0.200	0.500	1.00

Curve Type Legend:
Ave = Average ISTD

FORM VI
PCBS BY INTERNAL STANDARD - INITIAL CALIBRATION DATA
CURVE EVALUATION

Lab Name: Eurofins TestAmerica, Canton Job No.: 240-124062-1 Analy Batch No.: 402587

SDG No.:

Instrument ID: A2HP11 GC Column: CLP-1 (0.53 ID: 0.53(mm) Heated Purge: (Y/N) N

Calibration Start Date: 09/26/2019 16:46 Calibration End Date: 09/26/2019 17:59 Calibration ID: 53485

Calibration Files:

LEVEL:	LAB SAMPLE ID:	LAB FILE ID:
Level 1	STD005 240-402587/22	P11092622.D
Level 2	STD01 240-402587/23	P11092623.D
Level 3	STD02 240-402587/24	P11092624.D
Level 4	STD05 240-402587/25	P11092625.D
Level 5	STD1 240-402587/26	P11092626.D
Level 6	STD15 240-402587/27	P11092627.D

ANALYTE	RRF					CURVE TYPE	COEFFICIENT			#	MIN RRF	%RSD	#	MAX %RSD	R^2 OR COD	#	MIN R^2 OR COD
	LVL 1 LVL 6	LVL 2	LVL 3	LVL 4	LVL 5		B	M1	M2								
PCB-1221 Peak 1	0.0116 0.0082	0.0106	0.0099	0.0090	0.0083	Ave		0.0096				13.8		20.0			
PCB-1221 Peak 2	0.0076 0.0056	0.0074	0.0070	0.0064	0.0058	Ave		0.0066				12.7		20.0			
PCB-1221 Peak 3	0.0281 0.0215	0.0260	0.0242	0.0236	0.0212	Ave		0.0241				11.1		20.0			
PCB-1254 Peak 1	0.0482 0.0434	0.0468	0.0449	0.0447	0.0447	Ave		0.0454				3.8		20.0			
PCB-1254 Peak 2	0.0653 0.0629	0.0639	0.0639	0.0644	0.0634	Ave		0.0640				1.3		20.0			
PCB-1254 Peak 3	0.0531 0.0488	0.0516	0.0492	0.0493	0.0495	Ave		0.0502				3.4		20.0			
PCB-1254 Peak 4	0.0455 0.0401	0.0428	0.0422	0.0410	0.0406	Ave		0.0420				4.7		20.0			
PCB-1254 Peak 5	0.0685 0.0666	0.0664	0.0671	0.0674	0.0676	Ave		0.0673				1.1		20.0			

Note: The M1 coefficient is the same as Ave RRF for an Ave curve type.

FORM VI
PCBS BY INTERNAL STANDARD - INITIAL CALIBRATION DATA
RESPONSE AND CONCENTRATION

Lab Name: Eurofins TestAmerica, Canton Job No.: 240-124062-1 Analy Batch No.: 402587

SDG No.:

Instrument ID: A2HP11 GC Column: CLP-1 (0.53 ID: 0.53(mm) Heated Purge: (Y/N) N

Calibration Start Date: 09/26/2019 16:46 Calibration End Date: 09/26/2019 17:59 Calibration ID: 53485

Calibration Files:

LEVEL:	LAB SAMPLE ID:	LAB FILE ID:
Level 1	STD005 240-402587/22	P11092622.D
Level 2	STD01 240-402587/23	P11092623.D
Level 3	STD02 240-402587/24	P11092624.D
Level 4	STD05 240-402587/25	P11092625.D
Level 5	STD1 240-402587/26	P11092626.D
Level 6	STD15 240-402587/27	P11092627.D

ANALYTE	IS REF	CURVE TYPE	RESPONSE					CONCENTRATION (NG/UL)				
			LVL 1 LVL 6	LVL 2	LVL 3	LVL 4	LVL 5	LVL 1 LVL 6	LVL 2	LVL 3	LVL 4	LVL 5
PCB-1221 Peak 1	BNB	Ave	1406432 29672677	2573562	4938129	10562467	20647362	0.0500 1.50	0.100	0.200	0.500	1.00
PCB-1221 Peak 2	BNB	Ave	926677 20214102	1810170	3499829	7486917	14481885	0.0500 1.50	0.100	0.200	0.500	1.00
PCB-1221 Peak 3	BNB	Ave	3424404 77496590	6341045	12047121	27596851	52931586	0.0500 1.50	0.100	0.200	0.500	1.00
PCB-1254 Peak 1	BNB	Ave	5863580 156737625	11400869	22365803	52211638	111363573	0.0500 1.50	0.100	0.200	0.500	1.00
PCB-1254 Peak 2	BNB	Ave	7940950 227083784	15563664	31856939	75238394	158140295	0.0500 1.50	0.100	0.200	0.500	1.00
PCB-1254 Peak 3	BNB	Ave	6458846 176049483	12562322	24548406	57586134	123370727	0.0500 1.50	0.100	0.200	0.500	1.00
PCB-1254 Peak 4	BNB	Ave	5535932 144963414	10421355	21020259	47878232	101241826	0.0500 1.50	0.100	0.200	0.500	1.00
PCB-1254 Peak 5	BNB	Ave	8334272 240553655	16175463	33435756	78675875	168494919	0.0500 1.50	0.100	0.200	0.500	1.00

Curve Type Legend:
Ave = Average ISTD

FORM VI
PCBS BY INTERNAL STANDARD - INITIAL CALIBRATION DATA
CURVE EVALUATION

Lab Name: Eurofins TestAmerica, Canton Job No.: 240-124062-1 Analy Batch No.: 402587

SDG No.:

Instrument ID: A2HP11 GC Column: CLP-2 (0.53 ID: 0.53(mm) Heated Purge: (Y/N) N

Calibration Start Date: 09/26/2019 16:46 Calibration End Date: 09/26/2019 17:59 Calibration ID: 53486

Calibration Files:

LEVEL:	LAB SAMPLE ID:	LAB FILE ID:
Level 1	STD005 240-402587/22	P11092622.D
Level 2	STD01 240-402587/23	P11092623.D
Level 3	STD02 240-402587/24	P11092624.D
Level 4	STD05 240-402587/25	P11092625.D
Level 5	STD1 240-402587/26	P11092626.D
Level 6	STD15 240-402587/27	P11092627.D

ANALYTE	RRF					CURVE TYPE	COEFFICIENT			#	MIN RRF	%RSD	#	MAX %RSD	R^2 OR COD	#	MIN R^2 OR COD
	LVL 1 LVL 6	LVL 2	LVL 3	LVL 4	LVL 5		B	M1	M2								
PCB-1221 Peak 1	0.0120 0.0095	0.0117	0.0109	0.0105	0.0097	Ave		0.0107				9.4		20.0			
PCB-1221 Peak 2	0.0082 0.0062	0.0081	0.0075	0.0070	0.0064	Ave		0.0072				11.6		20.0			
PCB-1221 Peak 3	0.0297 0.0236	0.0283	0.0266	0.0258	0.0239	Ave		0.0263				9.2		20.0			
PCB-1254 Peak 1	0.0438 0.0376	0.0412	0.0393	0.0390	0.0374	Ave		0.0397				6.2		20.0			
PCB-1254 Peak 2	0.0511 0.0449	0.0481	0.0465	0.0466	0.0450	Ave		0.0470				5.0		20.0			
PCB-1254 Peak 3	0.0782 0.0694	0.0731	0.0710	0.0711	0.0690	Ave		0.0720				4.7		20.0			
PCB-1254 Peak 4	0.0534 0.0503	0.0514	0.0502	0.0511	0.0499	Ave		0.0511				2.5		20.0			
PCB-1254 Peak 5	0.0753 0.0700	0.0729	0.0706	0.0724	0.0708	Ave		0.0720				2.7		20.0			

Note: The M1 coefficient is the same as Ave RRF for an Ave curve type.

FORM VI
PCBS BY INTERNAL STANDARD - INITIAL CALIBRATION DATA
RESPONSE AND CONCENTRATION

Lab Name: Eurofins TestAmerica, Canton Job No.: 240-124062-1 Analy Batch No.: 402587

SDG No.:

Instrument ID: A2HP11 GC Column: CLP-2 (0.53 ID: 0.53(mm) Heated Purge: (Y/N) N

Calibration Start Date: 09/26/2019 16:46 Calibration End Date: 09/26/2019 17:59 Calibration ID: 53486

Calibration Files:

LEVEL:	LAB SAMPLE ID:	LAB FILE ID:
Level 1	STD005 240-402587/22	P11092622.D
Level 2	STD01 240-402587/23	P11092623.D
Level 3	STD02 240-402587/24	P11092624.D
Level 4	STD05 240-402587/25	P11092625.D
Level 5	STD1 240-402587/26	P11092626.D
Level 6	STD15 240-402587/27	P11092627.D

ANALYTE	IS REF	CURVE TYPE	RESPONSE					CONCENTRATION (NG/UL)				
			LVL 1 LVL 6	LVL 2	LVL 3	LVL 4	LVL 5	LVL 1 LVL 6	LVL 2	LVL 3	LVL 4	LVL 5
PCB-1221 Peak 1	BNB	Ave	1634243 38772607	3217238	6201168	13845724	27421612	0.0500 1.50	0.100	0.200	0.500	1.00
PCB-1221 Peak 2	BNB	Ave	1114326 25246827	2228392	4237752	9227408	18030556	0.0500 1.50	0.100	0.200	0.500	1.00
PCB-1221 Peak 3	BNB	Ave	4056303 95953345	7802067	15095638	33926999	67693538	0.0500 1.50	0.100	0.200	0.500	1.00
PCB-1254 Peak 1	BNB	Ave	5981477 152765084	11373610	22259219	51312731	106063448	0.0500 1.50	0.100	0.200	0.500	1.00
PCB-1254 Peak 2	BNB	Ave	6978264 182519250	13281705	26326700	61333569	127672440	0.0500 1.50	0.100	0.200	0.500	1.00
PCB-1254 Peak 3	BNB	Ave	10684849 282495975	20167965	40193523	93579375	195768233	0.0500 1.50	0.100	0.200	0.500	1.00
PCB-1254 Peak 4	BNB	Ave	7297624 204568322	14188124	28452853	67318914	141742602	0.0500 1.50	0.100	0.200	0.500	1.00
PCB-1254 Peak 5	BNB	Ave	10279935 284869541	20112273	39971873	95338569	200842021	0.0500 1.50	0.100	0.200	0.500	1.00

Curve Type Legend:
Ave = Average ISTD

FORM VI
PCBS BY INTERNAL STANDARD - INITIAL CALIBRATION DATA
CURVE EVALUATION

Lab Name: Eurofins TestAmerica, Canton Job No.: 240-124062-1 Analy Batch No.: 402587

SDG No.:

Instrument ID: A2HP11 GC Column: CLP-1 (0.53 ID: 0.53(mm) Heated Purge: (Y/N) N

Calibration Start Date: 09/26/2019 18:14 Calibration End Date: 09/26/2019 19:27 Calibration ID: 53493

Calibration Files:

LEVEL:	LAB SAMPLE ID:	LAB FILE ID:
Level 1	STD005 240-402587/28	P11092628.D
Level 2	STD01 240-402587/29	P11092629.D
Level 3	STD02 240-402587/30	P11092630.D
Level 4	STD05 240-402587/31	P11092631.D
Level 5	STD1 240-402587/32	P11092632.D
Level 6	STD15 240-402587/33	P11092633.D

ANALYTE	RRF					CURVE TYPE	COEFFICIENT			#	MIN RRF	%RSD	#	MAX %RSD	R^2 OR COD	#	MIN R^2 OR COD
	LVL 1 LVL 6	LVL 2	LVL 3	LVL 4	LVL 5		B	M1	M2								
PCB-1016 Peak 1	0.0212 0.0165	0.0200	0.0182	0.0167	0.0164	Ave		0.0182				11.1		20.0			
PCB-1016 Peak 2	0.0380 0.0298	0.0361	0.0328	0.0306	0.0294	Ave		0.0328				10.9		20.0			
PCB-1016 Peak 3	0.0777 0.0725	0.0745	0.0712	0.0700	0.0709	Ave		0.0728				3.9		20.0			
PCB-1016 Peak 4	0.0370 0.0313	0.0349	0.0327	0.0309	0.0310	Ave		0.0330				7.6		20.0			
PCB-1016 Peak 5	0.0143 0.0117	0.0135	0.0126	0.0117	0.0116	Ave		0.0126				9.2		20.0			
PCB-1260 Peak 1	0.0457 0.0411	0.0422	0.0407	0.0384	0.0401	Ave		0.0414				6.0		20.0			
PCB-1260 Peak 2	0.0846 0.0766	0.0796	0.0764	0.0726	0.0751	Ave		0.0775				5.4		20.0			
PCB-1260 Peak 3	0.0526 0.0472	0.0493	0.0468	0.0452	0.0462	Ave		0.0479				5.6		20.0			
PCB-1260 Peak 4	0.1317 0.1351	0.1302	0.1271	0.1268	0.1303	Ave		0.1302				2.4		20.0			
PCB-1260 Peak 5	0.0595 0.0587	0.0577	0.0560	0.0549	0.0574	Ave		0.0574				3.0		20.0			
Tetrachloro-m-xylene	1.1556 1.0065	1.0924	1.0396	1.0195	1.0105	Lin1	0.0004	1.0026							1.0000		0.9900
DCB Decachlorobiphenyl	1.4075 1.1276	1.2658	1.1894	1.1203	1.1101	Lin1	0.0007	1.1098							1.0000		0.9900

Note: The M1 coefficient is the same as Ave RRF for an Ave curve type.

FORM VI
PCBS BY INTERNAL STANDARD - INITIAL CALIBRATION DATA
RESPONSE AND CONCENTRATION

Lab Name: Eurofins TestAmerica, Canton Job No.: 240-124062-1 Analy Batch No.: 402587

SDG No.:

Instrument ID: A2HP11 GC Column: CLP-1 (0.53 ID: 0.53(mm) Heated Purge: (Y/N) N

Calibration Start Date: 09/26/2019 18:14 Calibration End Date: 09/26/2019 19:27 Calibration ID: 53493

Calibration Files:

LEVEL:	LAB SAMPLE ID:	LAB FILE ID:
Level 1	STD005 240-402587/28	P11092628.D
Level 2	STD01 240-402587/29	P11092629.D
Level 3	STD02 240-402587/30	P11092630.D
Level 4	STD05 240-402587/31	P11092631.D
Level 5	STD1 240-402587/32	P11092632.D
Level 6	STD15 240-402587/33	P11092633.D

ANALYTE	IS REF	CURVE TYPE	RESPONSE					CONCENTRATION (NG/UL)				
			LVL 1 LVL 6	LVL 2	LVL 3	LVL 4	LVL 5	LVL 1 LVL 6	LVL 2	LVL 3	LVL 4	LVL 5
PCB-1016 Peak 1	BNB	Ave	2606129 62282253	4980128	9525098	21349509	41382227	0.0500 1.50	0.100	0.200	0.500	1.00
PCB-1016 Peak 2	BNB	Ave	4686534 112489390	9001346	17153176	39035295	74263831	0.0500 1.50	0.100	0.200	0.500	1.00
PCB-1016 Peak 3	BNB	Ave	9567744 273949305	18594670	37223467	89313308	179147225	0.0500 1.50	0.100	0.200	0.500	1.00
PCB-1016 Peak 4	BNB	Ave	4562621 118233036	8696357	17078654	39390956	78331236	0.0500 1.50	0.100	0.200	0.500	1.00
PCB-1016 Peak 5	BNB	Ave	1766983 44093945	3379597	6585709	14883643	29213996	0.0500 1.50	0.100	0.200	0.500	1.00
PCB-1260 Peak 1	BNB	Ave	5633347 155339700	10526014	21272771	49015710	101257285	0.0500 1.50	0.100	0.200	0.500	1.00
PCB-1260 Peak 2	BNB	Ave	10426487 289398646	19856377	39946535	92653397	189869924	0.0500 1.50	0.100	0.200	0.500	1.00
PCB-1260 Peak 3	BNB	Ave	6485143 178529123	12292303	24478321	57675476	116618326	0.0500 1.50	0.100	0.200	0.500	1.00
PCB-1260 Peak 4	BNB	Ave	16221596 510612983	32476028	66408342	161874324	329299132	0.0500 1.50	0.100	0.200	0.500	1.00
PCB-1260 Peak 5	BNB	Ave	7334611 221694282	14405408	29243151	70018742	144995059	0.0500 1.50	0.100	0.200	0.500	1.00
Tetrachloro-m-xylene	BNB	Lin1	7118959 253559591	13625727	27166081	65066814	127654213	0.00250 0.100	0.00500	0.0100	0.0250	0.0500
DCB Decachlorobiphenyl	BNB	Lin1	8670754 284054657	15789732	31082125	71500124	140235071	0.00250 0.100	0.00500	0.0100	0.0250	0.0500

Curve Type Legend:

Ave = Average ISTD
Lin1 = Linear 1/conc ISTD

FORM VI
PCBS BY INTERNAL STANDARD - INITIAL CALIBRATION DATA
CURVE EVALUATION

Lab Name: Eurofins TestAmerica, Canton Job No.: 240-124062-1 Analy Batch No.: 402587

SDG No.:

Instrument ID: A2HP11 GC Column: CLP-2 (0.53 ID: 0.53(mm) Heated Purge: (Y/N) N

Calibration Start Date: 09/26/2019 18:14 Calibration End Date: 09/26/2019 19:27 Calibration ID: 53494

Calibration Files:

LEVEL:	LAB SAMPLE ID:	LAB FILE ID:
Level 1	STD005 240-402587/28	P11092628.D
Level 2	STD01 240-402587/29	P11092629.D
Level 3	STD02 240-402587/30	P11092630.D
Level 4	STD05 240-402587/31	P11092631.D
Level 5	STD1 240-402587/32	P11092632.D
Level 6	STD15 240-402587/33	P11092633.D

ANALYTE	RRF					CURVE TYPE	COEFFICIENT			#	MIN RRF	%RSD	#	MAX %RSD	R^2 OR COD	#	MIN R^2 OR COD
	LVL 1 LVL 6	LVL 2	LVL 3	LVL 4	LVL 5		B	M1	M2								
PCB-1016 Peak 1	0.0219 0.0171	0.0207	0.0189	0.0175	0.0172	Ave		0.0189				10.6		20.0			
PCB-1016 Peak 2	0.0426 0.0333	0.0399	0.0367	0.0339	0.0336	Ave		0.0367				10.5		20.0			
PCB-1016 Peak 3	0.0796 0.0753	0.0769	0.0752	0.0732	0.0740	Ave		0.0757				3.0		20.0			
PCB-1016 Peak 4	0.0365 0.0322	0.0347	0.0339	0.0316	0.0320	Ave		0.0335				5.7		20.0			
PCB-1016 Peak 5	0.0214 0.0163	0.0199	0.0184	0.0164	0.0163	Ave		0.0181				12.1		20.0			
PCB-1260 Peak 1	0.0608 0.0539	0.0580	0.0552	0.0530	0.0528	Ave		0.0556				5.7		20.0			
PCB-1260 Peak 2	0.0884 0.0825	0.0855	0.0813	0.0804	0.0806	Ave		0.0831				3.9		20.0			
PCB-1260 Peak 3	0.0555 0.0486	0.0530	0.0509	0.0476	0.0485	Ave		0.0507				6.1		20.0			
PCB-1260 Peak 4	0.1206 0.1196	0.1187	0.1160	0.1145	0.1163	Ave		0.1176				2.0		20.0			
PCB-1260 Peak 5	0.0911 0.0866	0.0880	0.0852	0.0839	0.0845	Ave		0.0866				3.1		20.0			
Tetrachloro-m-xylene	1.2220 1.1212	1.1460	1.1083	1.0983	1.1088	Lin1	0.0002	1.1106							1.0000		0.9900
DCB Decachlorobiphenyl	1.3604 1.0816	1.2360	1.1490	1.0902	1.0728	Lin1	0.0008	1.0680							1.0000		0.9900

Note: The M1 coefficient is the same as Ave RRF for an Ave curve type.

FORM VI
PCBS BY INTERNAL STANDARD - INITIAL CALIBRATION DATA
RESPONSE AND CONCENTRATION

Lab Name: Eurofins TestAmerica, Canton Job No.: 240-124062-1 Analy Batch No.: 402587

SDG No.:

Instrument ID: A2HP11 GC Column: CLP-2 (0.53 ID: 0.53(mm) Heated Purge: (Y/N) N

Calibration Start Date: 09/26/2019 18:14 Calibration End Date: 09/26/2019 19:27 Calibration ID: 53494

Calibration Files:

LEVEL:	LAB SAMPLE ID:	LAB FILE ID:
Level 1	STD005 240-402587/28	P11092628.D
Level 2	STD01 240-402587/29	P11092629.D
Level 3	STD02 240-402587/30	P11092630.D
Level 4	STD05 240-402587/31	P11092631.D
Level 5	STD1 240-402587/32	P11092632.D
Level 6	STD15 240-402587/33	P11092633.D

ANALYTE	IS REF	CURVE TYPE	RESPONSE					CONCENTRATION (NG/UL)				
			LVL 1 LVL 6	LVL 2	LVL 3	LVL 4	LVL 5	LVL 1 LVL 6	LVL 2	LVL 3	LVL 4	LVL 5
PCB-1016 Peak 1	BNB	Ave	3015747 73886539	5855774	11188865	25479978	49399739	0.0500 1.50	0.100	0.200	0.500	1.00
PCB-1016 Peak 2	BNB	Ave	5870707 143804501	11286645	21711771	49307653	96355488	0.0500 1.50	0.100	0.200	0.500	1.00
PCB-1016 Peak 3	BNB	Ave	10979901 325641805	21735142	44572147	106318618	212435833	0.0500 1.50	0.100	0.200	0.500	1.00
PCB-1016 Peak 4	BNB	Ave	5038792 139291672	9802619	20070029	45920989	91858643	0.0500 1.50	0.100	0.200	0.500	1.00
PCB-1016 Peak 5	BNB	Ave	2957949 70359543	5628529	10925615	23774162	46906459	0.0500 1.50	0.100	0.200	0.500	1.00
PCB-1260 Peak 1	BNB	Ave	8390603 232829662	16390963	32701912	77034303	151565217	0.0500 1.50	0.100	0.200	0.500	1.00
PCB-1260 Peak 2	BNB	Ave	12197021 356533762	24152589	48153539	116781963	231285001	0.0500 1.50	0.100	0.200	0.500	1.00
PCB-1260 Peak 3	BNB	Ave	7662230 210151306	14983281	30127021	69099314	139219806	0.0500 1.50	0.100	0.200	0.500	1.00
PCB-1260 Peak 4	BNB	Ave	16639225 517163707	33547370	68687707	166309851	333776075	0.0500 1.50	0.100	0.200	0.500	1.00
PCB-1260 Peak 5	BNB	Ave	12560339 374613173	24880077	50471733	121865933	242691577	0.0500 1.50	0.100	0.200	0.500	1.00
Tetrachloro-m-xylene	BNB	Lin1	8428071 323153440	16193297	32827786	79762327	159136151	0.00250 0.100	0.00500	0.0100	0.0250	0.0500
DCB Decachlorobiphenyl	BNB	Lin1	9382673 311726449	17464569	34031982	79177719	153973984	0.00250 0.100	0.00500	0.0100	0.0250	0.0500

Curve Type Legend:

Ave = Average ISTD
Lin1 = Linear 1/conc ISTD

FORM VI
PCBS BY INTERNAL STANDARD - INITIAL CALIBRATION DATA
CURVE EVALUATION

Lab Name: Eurofins TestAmerica, Canton Job No.: 240-124062-1 Analy Batch No.: 401912

SDG No.:

Instrument ID: A2HP12 GC Column: CLP-1 (0.53 ID: 0.53(mm) Heated Purge: (Y/N) N

Calibration Start Date: 09/23/2019 12:57 Calibration End Date: 09/23/2019 14:44 Calibration ID: 53357

Calibration Files:

LEVEL:	LAB SAMPLE ID:	LAB FILE ID:
Level 1	STD005 240-401912/4	P12092304.D
Level 2	STD01 240-401912/5	P12092305.D
Level 3	STD02 240-401912/6	P12092306.D
Level 4	STD05 240-401912/7	P12092307.D
Level 5	STD1 240-401912/8	P12092308.D
Level 6	STD15 240-401912/9	P12092309.D

ANALYTE	RRF					CURVE TYPE	COEFFICIENT			#	MIN RRF	%RSD	#	MAX %RSD	R^2 OR COD	#	MIN R^2 OR COD
	LVL 1 LVL 6	LVL 2	LVL 3	LVL 4	LVL 5		B	M1	M2								
PCB-1232 Peak 1	0.0224 0.0172	0.0209	0.0191	0.0184	0.0178	Ave		0.0193				10.1		20.0			
PCB-1232 Peak 2	0.0136 0.0114	0.0097	0.0107	0.0119	0.0130	Ave		0.0117				12.3		20.0			
PCB-1232 Peak 3	0.0347 0.0306	0.0339	0.0308	0.0311	0.0312	Ave		0.0320				5.5		20.0			
PCB-1232 Peak 4	0.0145 0.0127	0.0145	0.0124	0.0132	0.0131	Ave		0.0134				6.6		20.0			
PCB-1232 Peak 5	0.0136 0.0117	0.0135	0.0129	0.0123	0.0121	Ave		0.0127				6.0		20.0			
PCB-1262 Peak 1	0.0555 0.0466	0.0534	0.0487	0.0479	0.0478	Ave		0.0500				7.2		20.0			
PCB-1262 Peak 2	0.0695 0.0597	0.0676	0.0622	0.0617	0.0609	Ave		0.0636				6.2		20.0			
PCB-1262 Peak 3	0.0658 0.0559	0.0633	0.0580	0.0574	0.0571	Ave		0.0596				6.7		20.0			
PCB-1262 Peak 4	0.1382 0.1246	0.1350	0.1259	0.1262	0.1265	Ave		0.1294				4.4		20.0			
PCB-1262 Peak 5	0.0578 0.0488	0.0555	0.0509	0.0505	0.0495	Ave		0.0522				6.9		20.0			

Note: The M1 coefficient is the same as Ave RRF for an Ave curve type.

FORM VI
PCBS BY INTERNAL STANDARD - INITIAL CALIBRATION DATA
RESPONSE AND CONCENTRATION

Lab Name: Eurofins TestAmerica, Canton Job No.: 240-124062-1 Analy Batch No.: 401912

SDG No.:

Instrument ID: A2HP12 GC Column: CLP-1 (0.53 ID: 0.53(mm) Heated Purge: (Y/N) N

Calibration Start Date: 09/23/2019 12:57 Calibration End Date: 09/23/2019 14:44 Calibration ID: 53357

Calibration Files:

LEVEL:	LAB SAMPLE ID:	LAB FILE ID:
Level 1	STD005 240-401912/4	P12092304.D
Level 2	STD01 240-401912/5	P12092305.D
Level 3	STD02 240-401912/6	P12092306.D
Level 4	STD05 240-401912/7	P12092307.D
Level 5	STD1 240-401912/8	P12092308.D
Level 6	STD15 240-401912/9	P12092309.D

ANALYTE	IS REF	CURVE TYPE	RESPONSE					CONCENTRATION (NG/UL)				
			LVL 1 LVL 6	LVL 2	LVL 3	LVL 4	LVL 5	LVL 1 LVL 6	LVL 2	LVL 3	LVL 4	LVL 5
PCB-1232 Peak 1	BNB	Ave	1627460 39195063	3312334	5641936	13791093	27784020	0.0500 1.50	0.100	0.200	0.500	1.00
PCB-1232 Peak 2	BNB	Ave	991804 26002868	1537674	3163022	8895988	20278756	0.0500 1.50	0.100	0.200	0.500	1.00
PCB-1232 Peak 3	BNB	Ave	2523833 69526174	5382319	9082230	23338970	48635943	0.0500 1.50	0.100	0.200	0.500	1.00
PCB-1232 Peak 4	BNB	Ave	1056230 28989418	2298556	3660840	9907959	20454821	0.0500 1.50	0.100	0.200	0.500	1.00
PCB-1232 Peak 5	BNB	Ave	989035 26722227	2141518	3812243	9211147	18912547	0.0500 1.50	0.100	0.200	0.500	1.00
PCB-1262 Peak 1	BNB	Ave	4040171 105900746	8468620	14362365	35914086	74598393	0.0500 1.50	0.100	0.200	0.500	1.00
PCB-1262 Peak 2	BNB	Ave	5056622 135865799	10729796	18341416	46210669	95122568	0.0500 1.50	0.100	0.200	0.500	1.00
PCB-1262 Peak 3	BNB	Ave	4793708 127214913	10040243	17113649	43015745	89095384	0.0500 1.50	0.100	0.200	0.500	1.00
PCB-1262 Peak 4	BNB	Ave	10059478 283485329	21430130	37141942	94561967	197488348	0.0500 1.50	0.100	0.200	0.500	1.00
PCB-1262 Peak 5	BNB	Ave	4205043 111079072	8800086	15012155	37815705	77284941	0.0500 1.50	0.100	0.200	0.500	1.00

Curve Type Legend:
Ave = Average ISTD

FORM VI
PCBS BY INTERNAL STANDARD - INITIAL CALIBRATION DATA
CURVE EVALUATION

Lab Name: Eurofins TestAmerica, Canton Job No.: 240-124062-1 Analy Batch No.: 401912

SDG No.:

Instrument ID: A2HP12 GC Column: CLP-2 (0.53 ID: 0.53(mm) Heated Purge: (Y/N) N

Calibration Start Date: 09/23/2019 12:57 Calibration End Date: 09/23/2019 14:44 Calibration ID: 53358

Calibration Files:

LEVEL:	LAB SAMPLE ID:	LAB FILE ID:
Level 1	STD005 240-401912/4	P12092304.D
Level 2	STD01 240-401912/5	P12092305.D
Level 3	STD02 240-401912/6	P12092306.D
Level 4	STD05 240-401912/7	P12092307.D
Level 5	STD1 240-401912/8	P12092308.D
Level 6	STD15 240-401912/9	P12092309.D

ANALYTE	RRF					CURVE TYPE	COEFFICIENT			#	MIN RRF	%RSD	#	MAX %RSD	R^2 OR COD	#	MIN R^2 OR COD
	LVL 1 LVL 6	LVL 2	LVL 3	LVL 4	LVL 5		B	M1	M2								
PCB-1232 Peak 1	0.0251 0.0191	0.0234	0.0223	0.0204	0.0190	Ave		0.0216				11.5		20.0			
PCB-1232 Peak 2	0.0200 0.0156	0.0191	0.0175	0.0166	0.0156	Ave		0.0174				10.5		20.0			
PCB-1232 Peak 3	0.0391 0.0337	0.0373	0.0341	0.0341	0.0332	Ave		0.0353				6.8		20.0			
PCB-1232 Peak 4	0.0164 0.0142	0.0150	0.0144	0.0142	0.0138	Ave		0.0147				6.4		20.0			
PCB-1232 Peak 5	0.0082 0.0068	0.0081	0.0072	0.0070	0.0066	Ave		0.0073				9.5		20.0			
PCB-1262 Peak 1	0.0493 0.0400	0.0460	0.0419	0.0410	0.0396	Ave		0.0430				9.0		20.0			
PCB-1262 Peak 2	0.0708 0.0586	0.0664	0.0603	0.0598	0.0579	Ave		0.0623				8.3		20.0			
PCB-1262 Peak 3	0.0647 0.0529	0.0596	0.0544	0.0539	0.0523	Ave		0.0563				8.6		20.0			
PCB-1262 Peak 4	0.1357 0.1179	0.1287	0.1186	0.1181	0.1158	Ave		0.1225				6.5		20.0			
PCB-1262 Peak 5	0.0985 0.0843	0.0925	0.0850	0.0844	0.0827	Ave		0.0879				7.1		20.0			

Note: The M1 coefficient is the same as Ave RRF for an Ave curve type.

FORM VI
PCBS BY INTERNAL STANDARD - INITIAL CALIBRATION DATA
RESPONSE AND CONCENTRATION

Lab Name: Eurofins TestAmerica, Canton Job No.: 240-124062-1 Analy Batch No.: 401912

SDG No.:

Instrument ID: A2HP12 GC Column: CLP-2 (0.53 ID: 0.53(mm) Heated Purge: (Y/N) N

Calibration Start Date: 09/23/2019 12:57 Calibration End Date: 09/23/2019 14:44 Calibration ID: 53358

Calibration Files:

LEVEL:	LAB SAMPLE ID:	LAB FILE ID:
Level 1	STD005 240-401912/4	P12092304.D
Level 2	STD01 240-401912/5	P12092305.D
Level 3	STD02 240-401912/6	P12092306.D
Level 4	STD05 240-401912/7	P12092307.D
Level 5	STD1 240-401912/8	P12092308.D
Level 6	STD15 240-401912/9	P12092309.D

ANALYTE	IS REF	CURVE TYPE	RESPONSE					CONCENTRATION (NG/UL)				
			LVL 1 LVL 6	LVL 2	LVL 3	LVL 4	LVL 5	LVL 1 LVL 6	LVL 2	LVL 3	LVL 4	LVL 5
PCB-1232 Peak 1	BNB	Ave	2397957 56342276	5008188	8907109	20535206	40161811	0.0500 1.50	0.100	0.200	0.500	1.00
PCB-1232 Peak 2	BNB	Ave	1907519 46083860	4082018	6967632	16683702	32866475	0.0500 1.50	0.100	0.200	0.500	1.00
PCB-1232 Peak 3	BNB	Ave	3734952 99581998	7993049	13621379	34366827	69976664	0.0500 1.50	0.100	0.200	0.500	1.00
PCB-1232 Peak 4	BNB	Ave	1564897 41909996	3219810	5761278	14274212	29159229	0.0500 1.50	0.100	0.200	0.500	1.00
PCB-1232 Peak 5	BNB	Ave	786400 19945974	1739508	2878326	7094136	13951914	0.0500 1.50	0.100	0.200	0.500	1.00
PCB-1262 Peak 1	BNB	Ave	4708032 118140838	9848133	16719997	41262964	83639878	0.0500 1.50	0.100	0.200	0.500	1.00
PCB-1262 Peak 2	BNB	Ave	6753090 172932752	14221882	24062787	60215509	122226594	0.0500 1.50	0.100	0.200	0.500	1.00
PCB-1262 Peak 3	BNB	Ave	6174126 156342032	12758248	21716568	54229972	110382278	0.0500 1.50	0.100	0.200	0.500	1.00
PCB-1262 Peak 4	BNB	Ave	12944326 348215685	27565124	47364100	118932303	244334225	0.0500 1.50	0.100	0.200	0.500	1.00
PCB-1262 Peak 5	BNB	Ave	9402560 248917256	19814991	33956882	85018414	174567579	0.0500 1.50	0.100	0.200	0.500	1.00

Curve Type Legend:
Ave = Average ISTD

FORM VI
PCBS BY INTERNAL STANDARD - INITIAL CALIBRATION DATA
CURVE EVALUATION

Lab Name: Eurofins TestAmerica, Canton Job No.: 240-124062-1 Analy Batch No.: 401912

SDG No.:

Instrument ID: A2HP12 GC Column: CLP-1 (0.53 ID: 0.53(mm) Heated Purge: (Y/N) N

Calibration Start Date: 09/23/2019 15:05 Calibration End Date: 09/23/2019 16:52 Calibration ID: 53365

Calibration Files:

LEVEL:	LAB SAMPLE ID:	LAB FILE ID:
Level 1	STD005 240-401912/10	P12092310.D
Level 2	STD01 240-401912/11	P12092311.D
Level 3	STD02 240-401912/12	P12092312.D
Level 4	STD05 240-401912/13	P12092313.D
Level 5	STD1 240-401912/14	P12092314.D
Level 6	STD15 240-401912/15	P12092315.D

ANALYTE	RRF					CURVE TYPE	COEFFICIENT			#	MIN RRF	%RSD	#	MAX %RSD	R^2 OR COD	#	MIN R^2 OR COD
	LVL 1 LVL 6	LVL 2	LVL 3	LVL 4	LVL 5		B	M1	M2								
PCB-1242 Peak 1	0.0141 0.0119	0.0141	0.0134	0.0124	0.0122	Ave		0.0130				7.6		20.0			
PCB-1242 Peak 2	0.0173 0.0196	0.0192	0.0195	0.0219	0.0213	Ave		0.0198				8.4		20.0			
PCB-1242 Peak 3	0.0571 0.0543	0.0581	0.0563	0.0545	0.0550	Ave		0.0559				2.7		20.0			
PCB-1242 Peak 4	0.0241 0.0225	0.0252	0.0244	0.0231	0.0228	Ave		0.0237				4.4		20.0			
PCB-1242 Peak 5	0.0249 0.0229	0.0259	0.0247	0.0235	0.0234	Ave		0.0242				4.7		20.0			
PCB-1268 Peak 1	0.1476 0.1438	0.1503	0.1470	0.1417	0.1425	Ave		0.1455				2.3		20.0			
PCB-1268 Peak 2	0.1436 0.1389	0.1472	0.1437	0.1400	0.1422	Ave		0.1426				2.1		20.0			
PCB-1268 Peak 3	0.1247 0.1201	0.1271	0.1241	0.1200	0.1208	Ave		0.1228				2.4		20.0			
PCB-1268 Peak 4	0.0544 0.0517	0.0561	0.0538	0.0519	0.0519	Ave		0.0533				3.4		20.0			
PCB-1268 Peak 5	0.3998 0.4061	0.4163	0.4107	0.3994	0.4064	Ave		0.4064				1.6		20.0			

Note: The M1 coefficient is the same as Ave RRF for an Ave curve type.

FORM VI
PCBS BY INTERNAL STANDARD - INITIAL CALIBRATION DATA
RESPONSE AND CONCENTRATION

Lab Name: Eurofins TestAmerica, Canton Job No.: 240-124062-1 Analy Batch No.: 401912

SDG No.:

Instrument ID: A2HP12 GC Column: CLP-1 (0.53 ID: 0.53(mm) Heated Purge: (Y/N) N

Calibration Start Date: 09/23/2019 15:05 Calibration End Date: 09/23/2019 16:52 Calibration ID: 53365

Calibration Files:

LEVEL:	LAB SAMPLE ID:	LAB FILE ID:
Level 1	STD005 240-401912/10	P12092310.D
Level 2	STD01 240-401912/11	P12092311.D
Level 3	STD02 240-401912/12	P12092312.D
Level 4	STD05 240-401912/13	P12092313.D
Level 5	STD1 240-401912/14	P12092314.D
Level 6	STD15 240-401912/15	P12092315.D

ANALYTE	IS REF	CURVE TYPE	RESPONSE					CONCENTRATION (NG/UL)				
			LVL 1 LVL 6	LVL 2	LVL 3	LVL 4	LVL 5	LVL 1 LVL 6	LVL 2	LVL 3	LVL 4	LVL 5
PCB-1242 Peak 1	BNB	Ave	1046070 26700421	2074220	4403845	9382285	20165106	0.0500 1.50	0.100	0.200	0.500	1.00
PCB-1242 Peak 2	BNB	Ave	1280747 43946911	2814482	6410343	16547236	35296226	0.0500 1.50	0.100	0.200	0.500	1.00
PCB-1242 Peak 3	BNB	Ave	4227259 121852826	8518928	18450394	41077841	90988163	0.0500 1.50	0.100	0.200	0.500	1.00
PCB-1242 Peak 4	BNB	Ave	1786700 50421364	3693783	7994600	17399890	37763421	0.0500 1.50	0.100	0.200	0.500	1.00
PCB-1242 Peak 5	BNB	Ave	1841461 51390594	3806547	8110640	17743860	38718047	0.0500 1.50	0.100	0.200	0.500	1.00
PCB-1268 Peak 1	BNB	Ave	10932084 322681462	22047332	48211186	106867381	235691748	0.0500 1.50	0.100	0.200	0.500	1.00
PCB-1268 Peak 2	BNB	Ave	10637230 311712925	21589813	47124567	105585560	235250535	0.0500 1.50	0.100	0.200	0.500	1.00
PCB-1268 Peak 3	BNB	Ave	9232518 269499770	18641207	40689174	90505378	199925248	0.0500 1.50	0.100	0.200	0.500	1.00
PCB-1268 Peak 4	BNB	Ave	4025795 115929055	8233184	17633457	39139123	85792525	0.0500 1.50	0.100	0.200	0.500	1.00
PCB-1268 Peak 5	BNB	Ave	29611348 911132940	61074591	134689687	301182971	672373973	0.0500 1.50	0.100	0.200	0.500	1.00

Curve Type Legend:
Ave = Average ISTD

FORM VI
PCBS BY INTERNAL STANDARD - INITIAL CALIBRATION DATA
CURVE EVALUATION

Lab Name: Eurofins TestAmerica, Canton Job No.: 240-124062-1 Analy Batch No.: 401912

SDG No.:

Instrument ID: A2HP12 GC Column: CLP-2 (0.53 ID: 0.53(mm) Heated Purge: (Y/N) N

Calibration Start Date: 09/23/2019 15:05 Calibration End Date: 09/23/2019 16:52 Calibration ID: 53366

Calibration Files:

LEVEL:	LAB SAMPLE ID:	LAB FILE ID:
Level 1	STD005 240-401912/10	P12092310.D
Level 2	STD01 240-401912/11	P12092311.D
Level 3	STD02 240-401912/12	P12092312.D
Level 4	STD05 240-401912/13	P12092313.D
Level 5	STD1 240-401912/14	P12092314.D
Level 6	STD15 240-401912/15	P12092315.D

ANALYTE	RRF					CURVE TYPE	COEFFICIENT			#	MIN RRF	%RSD	#	MAX %RSD	R^2 OR COD	#	MIN R^2 OR COD
	LVL 1 LVL 6	LVL 2	LVL 3	LVL 4	LVL 5		B	M1	M2								
PCB-1242 Peak 1	0.0161 0.0128	0.0162	0.0151	0.0137	0.0133	Ave		0.0145				10.3		20.0			
PCB-1242 Peak 2	0.0309 0.0241	0.0306	0.0291	0.0265	0.0252	Ave		0.0277				10.3		20.0			
PCB-1242 Peak 3	0.0625 0.0558	0.0636	0.0619	0.0591	0.0576	Ave		0.0601				5.1		20.0			
PCB-1242 Peak 4	0.0253 0.0223	0.0250	0.0258	0.0245	0.0230	Ave		0.0243				5.6		20.0			
PCB-1242 Peak 5	0.0148 0.0125	0.0151	0.0141	0.0135	0.0130	Ave		0.0138				7.2		20.0			
PCB-1268 Peak 1	0.1424 0.1319	0.1447	0.1413	0.1343	0.1336	Ave		0.1380				3.9		20.0			
PCB-1268 Peak 2	0.1397 0.1316	0.1428	0.1405	0.1349	0.1331	Ave		0.1371				3.3		20.0			
PCB-1268 Peak 3	0.1194 0.1133	0.1217	0.1197	0.1152	0.1146	Ave		0.1173				2.9		20.0			
PCB-1268 Peak 4	0.0511 0.0475	0.0518	0.0507	0.0484	0.0481	Ave		0.0496				3.6		20.0			
PCB-1268 Peak 5	0.3686 0.3671	0.3812	0.3772	0.3641	0.3692	Ave		0.3712				1.8		20.0			

Note: The M1 coefficient is the same as Ave RRF for an Ave curve type.

FORM VI
PCBS BY INTERNAL STANDARD - INITIAL CALIBRATION DATA
RESPONSE AND CONCENTRATION

Lab Name: Eurofins TestAmerica, Canton Job No.: 240-124062-1 Analy Batch No.: 401912

SDG No.:

Instrument ID: A2HP12 GC Column: CLP-2 (0.53 ID: 0.53(mm) Heated Purge: (Y/N) N

Calibration Start Date: 09/23/2019 15:05 Calibration End Date: 09/23/2019 16:52 Calibration ID: 53366

Calibration Files:

LEVEL:	LAB SAMPLE ID:	LAB FILE ID:
Level 1	STD005 240-401912/10	P12092310.D
Level 2	STD01 240-401912/11	P12092311.D
Level 3	STD02 240-401912/12	P12092312.D
Level 4	STD05 240-401912/13	P12092313.D
Level 5	STD1 240-401912/14	P12092314.D
Level 6	STD15 240-401912/15	P12092315.D

ANALYTE	IS REF	CURVE TYPE	RESPONSE					CONCENTRATION (NG/UL)				
			LVL 1 LVL 6	LVL 2	LVL 3	LVL 4	LVL 5	LVL 1 LVL 6	LVL 2	LVL 3	LVL 4	LVL 5
PCB-1242 Peak 1	BNB	Ave	1604191 38816830	3217409	6613722	13846080	29708836	0.0500 1.50	0.100	0.200	0.500	1.00
PCB-1242 Peak 2	BNB	Ave	3070017 73497778	6068008	12719420	26819635	56110362	0.0500 1.50	0.100	0.200	0.500	1.00
PCB-1242 Peak 3	BNB	Ave	6206465 169769184	12587691	27104049	59720583	128428368	0.0500 1.50	0.100	0.200	0.500	1.00
PCB-1242 Peak 4	BNB	Ave	2510172 67897169	4944001	11278822	24790956	51171264	0.0500 1.50	0.100	0.200	0.500	1.00
PCB-1242 Peak 5	BNB	Ave	1467067 38054417	2985130	6181473	13635258	29053126	0.0500 1.50	0.100	0.200	0.500	1.00
PCB-1268 Peak 1	BNB	Ave	14147510 401582999	28658841	61837733	135781125	297615351	0.0500 1.50	0.100	0.200	0.500	1.00
PCB-1268 Peak 2	BNB	Ave	13878028 400621211	28276462	61506561	136404269	296599539	0.0500 1.50	0.100	0.200	0.500	1.00
PCB-1268 Peak 3	BNB	Ave	11860738 344871774	24106993	52414335	116509851	255397343	0.0500 1.50	0.100	0.200	0.500	1.00
PCB-1268 Peak 4	BNB	Ave	5079840 144670526	10260892	22191649	48973029	107179972	0.0500 1.50	0.100	0.200	0.500	1.00
PCB-1268 Peak 5	BNB	Ave	36618774 1117353145	75480944	165123892	368172491	822710334	0.0500 1.50	0.100	0.200	0.500	1.00

Curve Type Legend:
Ave = Average ISTD

FORM VI
PCBS BY INTERNAL STANDARD - INITIAL CALIBRATION DATA
CURVE EVALUATION

Lab Name: Eurofins TestAmerica, Canton Job No.: 240-124062-1 Analy Batch No.: 401912

SDG No.:

Instrument ID: A2HP12 GC Column: CLP-1 (0.53 ID: 0.53(mm) Heated Purge: (Y/N) N

Calibration Start Date: 09/23/2019 17:13 Calibration End Date: 09/23/2019 18:59 Calibration ID: 53373

Calibration Files:

LEVEL:	LAB SAMPLE ID:	LAB FILE ID:
Level 1	STD005 240-401912/16	P12092316.D
Level 2	STD01 240-401912/17	P12092317.D
Level 3	STD02 240-401912/18	P12092318.D
Level 4	STD05 240-401912/19	P12092319.D
Level 5	STD1 240-401912/20	P12092320.D
Level 6	STD15 240-401912/21	P12092321.D

ANALYTE	RRF					CURVE TYPE	COEFFICIENT			#	MIN RRF	%RSD	#	MAX %RSD	R^2 OR COD	#	MIN R^2 OR COD
	LVL 1 LVL 6	LVL 2	LVL 3	LVL 4	LVL 5		B	M1	M2								
PCB-1248 Peak 1	0.0085 0.0108	0.0099	0.0128	0.0101	0.0112	Ave		0.0106				13.7		20.0			
PCB-1248 Peak 2	0.0407 0.0361	0.0388	0.0393	0.0344	0.0364	Ave		0.0376				6.3		20.0			
PCB-1248 Peak 3	0.0376 0.0356	0.0344	0.0367	0.0314	0.0338	Ave		0.0349				6.4		20.0			
PCB-1248 Peak 4	0.0310 0.0283	0.0291	0.0290	0.0264	0.0282	Ave		0.0287				5.2		20.0			
PCB-1248 Peak 5	0.0194 0.0183	0.0185	0.0189	0.0171	0.0185	Ave		0.0185				4.1		20.0			

Note: The M1 coefficient is the same as Ave RRF for an Ave curve type.

FORM VI
PCBS BY INTERNAL STANDARD - INITIAL CALIBRATION DATA
RESPONSE AND CONCENTRATION

Lab Name: Eurofins TestAmerica, Canton Job No.: 240-124062-1 Analy Batch No.: 401912

SDG No.:

Instrument ID: A2HP12 GC Column: CLP-1 (0.53 ID: 0.53(mm) Heated Purge: (Y/N) N

Calibration Start Date: 09/23/2019 17:13 Calibration End Date: 09/23/2019 18:59 Calibration ID: 53373

Calibration Files:

LEVEL:	LAB SAMPLE ID:	LAB FILE ID:
Level 1	STD005 240-401912/16	P12092316.D
Level 2	STD01 240-401912/17	P12092317.D
Level 3	STD02 240-401912/18	P12092318.D
Level 4	STD05 240-401912/19	P12092319.D
Level 5	STD1 240-401912/20	P12092320.D
Level 6	STD15 240-401912/21	P12092321.D

ANALYTE	IS REF	CURVE TYPE	RESPONSE					CONCENTRATION (NG/UL)				
			LVL 1 LVL 6	LVL 2	LVL 3	LVL 4	LVL 5	LVL 1 LVL 6	LVL 2	LVL 3	LVL 4	LVL 5
PCB-1248 Peak 1	BNB	Ave	647523 24316760	1518307	4113792	7787958	16361628	0.0500 1.50	0.100	0.200	0.500	1.00
PCB-1248 Peak 2	BNB	Ave	3098150 81573233	5940611	12586846	26463381	53324925	0.0500 1.50	0.100	0.200	0.500	1.00
PCB-1248 Peak 3	BNB	Ave	2858324 80415273	5260562	11765908	24163946	49488186	0.0500 1.50	0.100	0.200	0.500	1.00
PCB-1248 Peak 4	BNB	Ave	2357687 63938673	4458067	9295679	20302255	41318182	0.0500 1.50	0.100	0.200	0.500	1.00
PCB-1248 Peak 5	BNB	Ave	1472637 41409183	2833643	6057680	13167619	27093384	0.0500 1.50	0.100	0.200	0.500	1.00

Curve Type Legend:
Ave = Average ISTD

FORM VI
PCBS BY INTERNAL STANDARD - INITIAL CALIBRATION DATA
CURVE EVALUATION

Lab Name: Eurofins TestAmerica, Canton Job No.: 240-124062-1 Analy Batch No.: 401912

SDG No.:

Instrument ID: A2HP12 GC Column: CLP-2 (0.53 ID: 0.53(mm) Heated Purge: (Y/N) N

Calibration Start Date: 09/23/2019 17:13 Calibration End Date: 09/23/2019 18:59 Calibration ID: 53374

Calibration Files:

LEVEL:	LAB SAMPLE ID:	LAB FILE ID:
Level 1	STD005 240-401912/16	P12092316.D
Level 2	STD01 240-401912/17	P12092317.D
Level 3	STD02 240-401912/18	P12092318.D
Level 4	STD05 240-401912/19	P12092319.D
Level 5	STD1 240-401912/20	P12092320.D
Level 6	STD15 240-401912/21	P12092321.D

ANALYTE	RRF					CURVE TYPE	COEFFICIENT			#	MIN RRF	%RSD	#	MAX %RSD	R^2 OR COD	#	MIN R^2 OR COD
	LVL 1 LVL 6	LVL 2	LVL 3	LVL 4	LVL 5		B	M1	M2								
PCB-1248 Peak 1	0.0171 0.0137	0.0159	0.0163	0.0137	0.0140	Ave		0.0151				10.0		20.0			
PCB-1248 Peak 2	0.0431 0.0386	0.0398	0.0432	0.0370	0.0388	Ave		0.0401				6.4		20.0			
PCB-1248 Peak 3	0.0371 0.0329	0.0363	0.0375	0.0319	0.0331	Ave		0.0348				7.0		20.0			
PCB-1248 Peak 4	0.0424 0.0379	0.0415	0.0427	0.0363	0.0381	Ave		0.0398				6.8		20.0			
PCB-1248 Peak 5	0.0226 0.0199	0.0217	0.0226	0.0192	0.0201	Lin1	0.0002	0.0197							0.9990		0.9900

Note: The M1 coefficient is the same as Ave RRF for an Ave curve type.

FORM VI
PCBS BY INTERNAL STANDARD - INITIAL CALIBRATION DATA
RESPONSE AND CONCENTRATION

Lab Name: Eurofins TestAmerica, Canton Job No.: 240-124062-1 Analy Batch No.: 401912

SDG No.:

Instrument ID: A2HP12 GC Column: CLP-2 (0.53 ID: 0.53(mm) Heated Purge: (Y/N) N

Calibration Start Date: 09/23/2019 17:13 Calibration End Date: 09/23/2019 18:59 Calibration ID: 53374

Calibration Files:

LEVEL:	LAB SAMPLE ID:	LAB FILE ID:
Level 1	STD005 240-401912/16	P12092316.D
Level 2	STD01 240-401912/17	P12092317.D
Level 3	STD02 240-401912/18	P12092318.D
Level 4	STD05 240-401912/19	P12092319.D
Level 5	STD1 240-401912/20	P12092320.D
Level 6	STD15 240-401912/21	P12092321.D

ANALYTE	IS REF	CURVE TYPE	RESPONSE					CONCENTRATION (NG/UL)				
			LVL 1 LVL 6	LVL 2	LVL 3	LVL 4	LVL 5	LVL 1 LVL 6	LVL 2	LVL 3	LVL 4	LVL 5
PCB-1248 Peak 1	BNB	Ave	1767357 41102768	3265764	6861246	14196621	27428680	0.0500 1.50	0.100	0.200	0.500	1.00
PCB-1248 Peak 2	BNB	Ave	4444465 115844674	8168903	18196740	38422922	76129099	0.0500 1.50	0.100	0.200	0.500	1.00
PCB-1248 Peak 3	BNB	Ave	3828020 98792628	7444200	15773285	33150484	64918917	0.0500 1.50	0.100	0.200	0.500	1.00
PCB-1248 Peak 4	BNB	Ave	4371300 113732867	8522845	17980743	37711632	74668859	0.0500 1.50	0.100	0.200	0.500	1.00
PCB-1248 Peak 5	BNB	Lin1	2334132 59584314	4461517	9517070	19958030	39385808	0.0500 1.50	0.100	0.200	0.500	1.00

Curve Type Legend:

Ave = Average ISTD
Lin1 = Linear 1/conc ISTD

FORM VI
PCBS BY INTERNAL STANDARD - INITIAL CALIBRATION DATA
CURVE EVALUATION

Lab Name: Eurofins TestAmerica, Canton Job No.: 240-124062-1 Analy Batch No.: 401912

SDG No.:

Instrument ID: A2HP12 GC Column: CLP-1 (0.53 ID: 0.53(mm) Heated Purge: (Y/N) N

Calibration Start Date: 09/23/2019 19:21 Calibration End Date: 09/23/2019 21:07 Calibration ID: 53381

Calibration Files:

LEVEL:	LAB SAMPLE ID:	LAB FILE ID:
Level 1	STD005 240-401912/22	P12092322.D
Level 2	STD01 240-401912/23	P12092323.D
Level 3	STD02 240-401912/24	P12092324.D
Level 4	STD05 240-401912/25	P12092325.D
Level 5	STD1 240-401912/26	P12092326.D
Level 6	STD15 240-401912/27	P12092327.D

ANALYTE	RRF					CURVE TYPE	COEFFICIENT			#	MIN RRF	%RSD	#	MAX %RSD	R^2 OR COD	#	MIN R^2 OR COD
	LVL 1 LVL 6	LVL 2	LVL 3	LVL 4	LVL 5		B	M1	M2								
PCB-1221 Peak 1	0.0097 0.0083	0.0093	0.0092	0.0089	0.0086	Ave		0.0090				5.5		20.0			
PCB-1221 Peak 2	0.0063 0.0053	0.0062	0.0060	0.0058	0.0055	Ave		0.0058				6.8		20.0			
PCB-1221 Peak 3	0.0246 0.0202	0.0231	0.0227	0.0217	0.0208	Ave		0.0222				7.3		20.0			
PCB-1254 Peak 1	0.0307 0.0275	0.0298	0.0291	0.0285	0.0277	Ave		0.0289				4.3		20.0			
PCB-1254 Peak 2	0.0585 0.0588	0.0601	0.0600	0.0601	0.0590	Ave		0.0594				1.3		20.0			
PCB-1254 Peak 3	0.0427 0.0442	0.0452	0.0449	0.0448	0.0442	Ave		0.0443				2.1		20.0			
PCB-1254 Peak 4	0.0429 0.0386	0.0411	0.0402	0.0395	0.0386	Ave		0.0402				4.1		20.0			
PCB-1254 Peak 5	0.0648 0.0609	0.0627	0.0621	0.0616	0.0608	Ave		0.0622				2.4		20.0			

Note: The M1 coefficient is the same as Ave RRF for an Ave curve type.

FORM VI
PCBS BY INTERNAL STANDARD - INITIAL CALIBRATION DATA
RESPONSE AND CONCENTRATION

Lab Name: Eurofins TestAmerica, Canton Job No.: 240-124062-1 Analy Batch No.: 401912

SDG No.:

Instrument ID: A2HP12 GC Column: CLP-1 (0.53 ID: 0.53(mm) Heated Purge: (Y/N) N

Calibration Start Date: 09/23/2019 19:21 Calibration End Date: 09/23/2019 21:07 Calibration ID: 53381

Calibration Files:

LEVEL:	LAB SAMPLE ID:	LAB FILE ID:
Level 1	STD005 240-401912/22	P12092322.D
Level 2	STD01 240-401912/23	P12092323.D
Level 3	STD02 240-401912/24	P12092324.D
Level 4	STD05 240-401912/25	P12092325.D
Level 5	STD1 240-401912/26	P12092326.D
Level 6	STD15 240-401912/27	P12092327.D

ANALYTE	IS REF	CURVE TYPE	RESPONSE					CONCENTRATION (NG/UL)				
			LVL 1 LVL 6	LVL 2	LVL 3	LVL 4	LVL 5	LVL 1 LVL 6	LVL 2	LVL 3	LVL 4	LVL 5
PCB-1221 Peak 1	BNB	Ave	715056 18338625	1390053	2804564	6423696	13229476	0.0500 1.50	0.100	0.200	0.500	1.00
PCB-1221 Peak 2	BNB	Ave	467383 11714570	927541	1825809	4192143	8432985	0.0500 1.50	0.100	0.200	0.500	1.00
PCB-1221 Peak 3	BNB	Ave	1822291 44608610	3475243	6914317	15737572	32045004	0.0500 1.50	0.100	0.200	0.500	1.00
PCB-1254 Peak 1	BNB	Ave	2274204 60778996	4474815	8869014	20636367	42680083	0.0500 1.50	0.100	0.200	0.500	1.00
PCB-1254 Peak 2	BNB	Ave	4324839 129818911	9031244	18274827	43575142	91095531	0.0500 1.50	0.100	0.200	0.500	1.00
PCB-1254 Peak 3	BNB	Ave	3156644 97577916	6791126	13686448	32436563	68206121	0.0500 1.50	0.100	0.200	0.500	1.00
PCB-1254 Peak 4	BNB	Ave	3175542 85168936	6170592	12235150	28645996	59578670	0.0500 1.50	0.100	0.200	0.500	1.00
PCB-1254 Peak 5	BNB	Ave	4795223 134342938	9420847	18903752	44673188	93785275	0.0500 1.50	0.100	0.200	0.500	1.00

Curve Type Legend:
Ave = Average ISTD

FORM VI
PCBS BY INTERNAL STANDARD - INITIAL CALIBRATION DATA
CURVE EVALUATION

Lab Name: Eurofins TestAmerica, Canton Job No.: 240-124062-1 Analy Batch No.: 401912

SDG No.:

Instrument ID: A2HP12 GC Column: CLP-2 (0.53 ID: 0.53(mm) Heated Purge: (Y/N) N

Calibration Start Date: 09/23/2019 19:21 Calibration End Date: 09/23/2019 21:07 Calibration ID: 53382

Calibration Files:

LEVEL:	LAB SAMPLE ID:	LAB FILE ID:
Level 1	STD005 240-401912/22	P12092322.D
Level 2	STD01 240-401912/23	P12092323.D
Level 3	STD02 240-401912/24	P12092324.D
Level 4	STD05 240-401912/25	P12092325.D
Level 5	STD1 240-401912/26	P12092326.D
Level 6	STD15 240-401912/27	P12092327.D

ANALYTE	RRF					CURVE TYPE	COEFFICIENT			#	MIN RRF	%RSD	#	MAX %RSD	R^2 OR COD	#	MIN R^2 OR COD
	LVL 1 LVL 6	LVL 2	LVL 3	LVL 4	LVL 5		B	M1	M2								
PCB-1221 Peak 1	0.0126 0.0093	0.0132	0.0118	0.0105	0.0096	Ave		0.0112				14.4		20.0			
PCB-1221 Peak 2	0.0077 0.0058	0.0074	0.0070	0.0066	0.0060	Ave		0.0068				11.0		20.0			
PCB-1221 Peak 3	0.0268 0.0215	0.0262	0.0254	0.0240	0.0222	Ave		0.0243				9.0		20.0			
PCB-1254 Peak 1	0.0402 0.0333	0.0377	0.0367	0.0355	0.0338	Ave		0.0362				7.2		20.0			
PCB-1254 Peak 2	0.0467 0.0389	0.0437	0.0424	0.0413	0.0395	Ave		0.0421				6.8		20.0			
PCB-1254 Peak 3	0.0649 0.0563	0.0604	0.0589	0.0590	0.0565	Ave		0.0593				5.3		20.0			
PCB-1254 Peak 4	0.0466 0.0417	0.0441	0.0455	0.0446	0.0421	Ave		0.0441				4.3		20.0			
PCB-1254 Peak 5	0.0667 0.0578	0.0620	0.0617	0.0607	0.0584	Ave		0.0612				5.2		20.0			

Note: The M1 coefficient is the same as Ave RRF for an Ave curve type.

FORM VI
PCBS BY INTERNAL STANDARD - INITIAL CALIBRATION DATA
RESPONSE AND CONCENTRATION

Lab Name: Eurofins TestAmerica, Canton Job No.: 240-124062-1 Analy Batch No.: 401912

SDG No.:

Instrument ID: A2HP12 GC Column: CLP-2 (0.53 ID: 0.53(mm) Heated Purge: (Y/N) N

Calibration Start Date: 09/23/2019 19:21 Calibration End Date: 09/23/2019 21:07 Calibration ID: 53382

Calibration Files:

LEVEL:	LAB SAMPLE ID:	LAB FILE ID:
Level 1	STD005 240-401912/22	P12092322.D
Level 2	STD01 240-401912/23	P12092323.D
Level 3	STD02 240-401912/24	P12092324.D
Level 4	STD05 240-401912/25	P12092325.D
Level 5	STD1 240-401912/26	P12092326.D
Level 6	STD15 240-401912/27	P12092327.D

ANALYTE	IS REF	CURVE TYPE	RESPONSE					CONCENTRATION (NG/UL)				
			LVL 1 LVL 6	LVL 2	LVL 3	LVL 4	LVL 5	LVL 1 LVL 6	LVL 2	LVL 3	LVL 4	LVL 5
PCB-1221 Peak 1	BNB	Ave	1239654 27508508	2662886	4842952	10238410	19941344	0.0500 1.50	0.100	0.200	0.500	1.00
PCB-1221 Peak 2	BNB	Ave	751496 17214034	1503266	2886709	6403044	12593024	0.0500 1.50	0.100	0.200	0.500	1.00
PCB-1221 Peak 3	BNB	Ave	2633070 63470049	5307452	10454494	23423918	46144966	0.0500 1.50	0.100	0.200	0.500	1.00
PCB-1254 Peak 1	BNB	Ave	3940119 98389827	7641648	15130566	34599868	70340158	0.0500 1.50	0.100	0.200	0.500	1.00
PCB-1254 Peak 2	BNB	Ave	4577004 115018585	8854106	17465096	40316391	82193106	0.0500 1.50	0.100	0.200	0.500	1.00
PCB-1254 Peak 3	BNB	Ave	6364831 166382811	12233084	24270821	57591196	117791387	0.0500 1.50	0.100	0.200	0.500	1.00
PCB-1254 Peak 4	BNB	Ave	4574293 123438353	8924394	18730654	43503741	87729953	0.0500 1.50	0.100	0.200	0.500	1.00
PCB-1254 Peak 5	BNB	Ave	6545640 170930204	12553551	25405879	59193231	121711066	0.0500 1.50	0.100	0.200	0.500	1.00

Curve Type Legend:
Ave = Average ISTD

FORM VI
PCBS BY INTERNAL STANDARD - INITIAL CALIBRATION DATA
CURVE EVALUATION

Lab Name: Eurofins TestAmerica, Canton Job No.: 240-124062-1 Analy Batch No.: 401912

SDG No.:

Instrument ID: A2HP12 GC Column: CLP-1 (0.53 ID: 0.53(mm) Heated Purge: (Y/N) N

Calibration Start Date: 09/23/2019 21:28 Calibration End Date: 09/23/2019 23:14 Calibration ID: 53389

Calibration Files:

LEVEL:	LAB SAMPLE ID:	LAB FILE ID:
Level 1	STD005 240-401912/28	P12092328.D
Level 2	STD01 240-401912/29	P12092329.D
Level 3	STD02 240-401912/30	P12092330.D
Level 4	STD05 240-401912/31	P12092331.D
Level 5	STD1 240-401912/32	P12092332.D
Level 6	STD15 240-401912/33	P12092333.D

ANALYTE	RRF					CURVE TYPE	COEFFICIENT			#	MIN RRF	%RSD	#	MAX %RSD	R^2 OR COD	#	MIN R^2 OR COD
	LVL 1 LVL 6	LVL 2	LVL 3	LVL 4	LVL 5		B	M1	M2								
PCB-1016 Peak 1	0.0169 0.0144	0.0165	0.0156	0.0147	0.0144	Ave		0.0154				7.0		20.0			
PCB-1016 Peak 2	0.0219 0.0260	0.0261	0.0288	0.0260	0.0239	Ave		0.0255				9.1		20.0			
PCB-1016 Peak 3	0.0726 0.0677	0.0710	0.0687	0.0667	0.0672	Ave		0.0690				3.4		20.0			
PCB-1016 Peak 4	0.0311 0.0279	0.0313	0.0295	0.0281	0.0279	Ave		0.0293				5.5		20.0			
PCB-1016 Peak 5	0.0125 0.0110	0.0123	0.0121	0.0111	0.0109	Ave		0.0116				6.3		20.0			
PCB-1260 Peak 1	0.0428 0.0377	0.0405	0.0386	0.0374	0.0374	Ave		0.0391				5.5		20.0			
PCB-1260 Peak 2	0.0689 0.0617	0.0645	0.0627	0.0608	0.0611	Ave		0.0633				4.8		20.0			
PCB-1260 Peak 3	0.0767 0.0707	0.0739	0.0712	0.0693	0.0699	Ave		0.0720				3.9		20.0			
PCB-1260 Peak 4	0.1098 0.1020	0.1035	0.1010	0.0987	0.0997	Ave		0.1024				3.9		20.0			
PCB-1260 Peak 5	0.0550 0.0518	0.0541	0.0517	0.0506	0.0508	Ave		0.0523				3.5		20.0			
Tetrachloro-m-xylene	1.0416 0.9135	0.9762	0.9576	0.9304	0.9155	Lin1	0.0003	0.9109							1.0000		0.9900
DCB Decachlorobiphenyl	1.2197 0.9092	1.0652	0.9938	0.9371	0.9003	Lin1	0.0008	0.8969							1.0000		0.9900

Note: The M1 coefficient is the same as Ave RRF for an Ave curve type.

FORM VI
PCBS BY INTERNAL STANDARD - INITIAL CALIBRATION DATA
RESPONSE AND CONCENTRATION

Lab Name: Eurofins TestAmerica, Canton Job No.: 240-124062-1 Analy Batch No.: 401912

SDG No.:

Instrument ID: A2HP12 GC Column: CLP-1 (0.53 ID: 0.53(mm) Heated Purge: (Y/N) N

Calibration Start Date: 09/23/2019 21:28 Calibration End Date: 09/23/2019 23:14 Calibration ID: 53389

Calibration Files:

LEVEL:	LAB SAMPLE ID:	LAB FILE ID:
Level 1	STD005 240-401912/28	P12092328.D
Level 2	STD01 240-401912/29	P12092329.D
Level 3	STD02 240-401912/30	P12092330.D
Level 4	STD05 240-401912/31	P12092331.D
Level 5	STD1 240-401912/32	P12092332.D
Level 6	STD15 240-401912/33	P12092333.D

ANALYTE	IS REF	CURVE TYPE	RESPONSE					CONCENTRATION (NG/UL)				
			LVL 1 LVL 6	LVL 2	LVL 3	LVL 4	LVL 5	LVL 1 LVL 6	LVL 2	LVL 3	LVL 4	LVL 5
PCB-1016 Peak 1	BNB	Ave	1249042 33442061	2544217	4831205	11303222	22566936	0.0500 1.50	0.100	0.200	0.500	1.00
PCB-1016 Peak 2	BNB	Ave	1624284 60128477	4028070	8928845	19993945	37421590	0.0500 1.50	0.100	0.200	0.500	1.00
PCB-1016 Peak 3	BNB	Ave	5378420 156789957	10952106	21303896	51263401	105207321	0.0500 1.50	0.100	0.200	0.500	1.00
PCB-1016 Peak 4	BNB	Ave	2304121 64528515	4823265	9136593	21568977	43671497	0.0500 1.50	0.100	0.200	0.500	1.00
PCB-1016 Peak 5	BNB	Ave	923558 25361773	1897207	3746558	8540456	17007524	0.0500 1.50	0.100	0.200	0.500	1.00
PCB-1260 Peak 1	BNB	Ave	3167183 87191138	6237668	11978132	28789874	58642083	0.0500 1.50	0.100	0.200	0.500	1.00
PCB-1260 Peak 2	BNB	Ave	5105964 142841263	9945365	19440489	46775836	95675945	0.0500 1.50	0.100	0.200	0.500	1.00
PCB-1260 Peak 3	BNB	Ave	5684823 163699751	11400782	22066982	53302655	109471361	0.0500 1.50	0.100	0.200	0.500	1.00
PCB-1260 Peak 4	BNB	Ave	8133999 236090265	15956275	31314898	75877458	156117564	0.0500 1.50	0.100	0.200	0.500	1.00
PCB-1260 Peak 5	BNB	Ave	4073597 119931363	8343664	16039291	38914455	79496602	0.0500 1.50	0.100	0.200	0.500	1.00
Tetrachloro-m-xylene	BNB	Lin1	3857901 141007055	7525064	14844504	35772204	71695272	0.00250 0.100	0.00500	0.0100	0.0250	0.0500
DCB Decachlorobiphenyl	BNB	Lin1	4517559 140341182	8211251	15406950	36029013	70503203	0.00250 0.100	0.00500	0.0100	0.0250	0.0500

Curve Type Legend:

Ave = Average ISTD
Lin1 = Linear 1/conc ISTD

FORM VI
PCBS BY INTERNAL STANDARD - INITIAL CALIBRATION DATA
CURVE EVALUATION

Lab Name: Eurofins TestAmerica, Canton Job No.: 240-124062-1 Analy Batch No.: 401912

SDG No.:

Instrument ID: A2HP12 GC Column: CLP-2 (0.53 ID: 0.53(mm) Heated Purge: (Y/N) N

Calibration Start Date: 09/23/2019 21:28 Calibration End Date: 09/23/2019 23:14 Calibration ID: 53390

Calibration Files:

LEVEL:	LAB SAMPLE ID:	LAB FILE ID:
Level 1	STD005 240-401912/28	P12092328.D
Level 2	STD01 240-401912/29	P12092329.D
Level 3	STD02 240-401912/30	P12092330.D
Level 4	STD05 240-401912/31	P12092331.D
Level 5	STD1 240-401912/32	P12092332.D
Level 6	STD15 240-401912/33	P12092333.D

ANALYTE	RRF					CURVE TYPE	COEFFICIENT			#	MIN RRF	%RSD	#	MAX %RSD	R^2 OR COD	#	MIN R^2 OR COD
	LVL 1 LVL 6	LVL 2	LVL 3	LVL 4	LVL 5		B	M1	M2								
PCB-1016 Peak 1	0.0199 0.0149	0.0180	0.0170	0.0159	0.0152	Ave		0.0168				11.4		20.0			
PCB-1016 Peak 2	0.0383 0.0296	0.0371	0.0348	0.0323	0.0305	Ave		0.0338				10.5		20.0			
PCB-1016 Peak 3	0.0797 0.0695	0.0790	0.0756	0.0721	0.0706	Ave		0.0744				5.8		20.0			
PCB-1016 Peak 4	0.0307 0.0276	0.0332	0.0315	0.0291	0.0280	Ave		0.0300				7.2		20.0			
PCB-1016 Peak 5	0.0189 0.0157	0.0185	0.0176	0.0164	0.0160	Ave		0.0172				7.7		20.0			
PCB-1260 Peak 1	0.0488 0.0418	0.0477	0.0451	0.0431	0.0422	Ave		0.0448				6.6		20.0			
PCB-1260 Peak 2	0.0535 0.0461	0.0523	0.0497	0.0477	0.0465	Ave		0.0493				6.2		20.0			
PCB-1260 Peak 3	0.0741 0.0674	0.0736	0.0706	0.0688	0.0674	Ave		0.0703				4.2		20.0			
PCB-1260 Peak 4	0.1037 0.0960	0.1027	0.0998	0.0971	0.0957	Ave		0.0992				3.5		20.0			
PCB-1260 Peak 5	0.0747 0.0678	0.0727	0.0702	0.0683	0.0675	Ave		0.0702				4.2		20.0			
Tetrachloro-m-xylene	1.1147 0.9648	1.0754	1.0554	1.0284	0.9892	Lin1	0.0005	0.9732							0.9990		0.9900
DCB Decachlorobiphenyl	1.0171 0.8390	0.9509	0.9133	0.8787	0.8406	Lin1	0.0005	0.8367							1.0000		0.9900

Note: The M1 coefficient is the same as Ave RRF for an Ave curve type.

FORM VI
PCBS BY INTERNAL STANDARD - INITIAL CALIBRATION DATA
RESPONSE AND CONCENTRATION

Lab Name: Eurofins TestAmerica, Canton Job No.: 240-124062-1 Analy Batch No.: 401912

SDG No.:

Instrument ID: A2HP12 GC Column: CLP-2 (0.53 ID: 0.53(mm) Heated Purge: (Y/N) N

Calibration Start Date: 09/23/2019 21:28 Calibration End Date: 09/23/2019 23:14 Calibration ID: 53390

Calibration Files:

LEVEL:	LAB SAMPLE ID:	LAB FILE ID:
Level 1	STD005 240-401912/28	P12092328.D
Level 2	STD01 240-401912/29	P12092329.D
Level 3	STD02 240-401912/30	P12092330.D
Level 4	STD05 240-401912/31	P12092331.D
Level 5	STD1 240-401912/32	P12092332.D
Level 6	STD15 240-401912/33	P12092333.D

ANALYTE	IS REF	CURVE TYPE	RESPONSE					CONCENTRATION (NG/UL)				
			LVL 1 LVL 6	LVL 2	LVL 3	LVL 4	LVL 5	LVL 1 LVL 6	LVL 2	LVL 3	LVL 4	LVL 5
PCB-1016 Peak 1	BNB	Ave	1987451 45676233	3707524	7030057	16076706	31460875	0.0500 1.50	0.100	0.200	0.500	1.00
PCB-1016 Peak 2	BNB	Ave	3818535 91083988	7648437	14380126	32605515	63128128	0.0500 1.50	0.100	0.200	0.500	1.00
PCB-1016 Peak 3	BNB	Ave	7953724 213638860	16295283	31257155	72793366	146141162	0.0500 1.50	0.100	0.200	0.500	1.00
PCB-1016 Peak 4	BNB	Ave	3061110 84776382	6853011	13007391	29395619	58023428	0.0500 1.50	0.100	0.200	0.500	1.00
PCB-1016 Peak 5	BNB	Ave	1885399 48382384	3805779	7268357	16581621	33125954	0.0500 1.50	0.100	0.200	0.500	1.00
PCB-1260 Peak 1	BNB	Ave	4870537 128595218	9832886	18639204	43537528	87245851	0.0500 1.50	0.100	0.200	0.500	1.00
PCB-1260 Peak 2	BNB	Ave	5338903 141725879	10777418	20554079	48155092	96278524	0.0500 1.50	0.100	0.200	0.500	1.00
PCB-1260 Peak 3	BNB	Ave	7396995 207025623	15167958	29198165	69443970	139594930	0.0500 1.50	0.100	0.200	0.500	1.00
PCB-1260 Peak 4	BNB	Ave	10348381 295173783	21161600	41237640	98048189	198089981	0.0500 1.50	0.100	0.200	0.500	1.00
PCB-1260 Peak 5	BNB	Ave	7455689 208464714	14995870	29015657	68934519	139650207	0.0500 1.50	0.100	0.200	0.500	1.00
Tetrachloro-m-xylene	BNB	Lin1	5562790 197695153	11084176	21810513	51917301	102370799	0.00250 0.100	0.00500	0.0100	0.0250	0.0500
DCB Decachlorobiphenyl	BNB	Lin1	5075795 171924645	9801523	18874235	44360853	86993909	0.00250 0.100	0.00500	0.0100	0.0250	0.0500

Curve Type Legend:

Ave = Average ISTD
Lin1 = Linear 1/conc ISTD

FORM VII
PCBS CONTINUING CALIBRATION DATA

Lab Name: Eurofins TestAmerica, Canton Job No.: 240-124062-1

SDG No.:

Lab Sample ID: ICV 240-402587/34 Calibration Date: 09/26/2019 19:42

Instrument ID: A2HP11 Calib Start Date: 09/26/2019 16:46

GC Column: CLP-1 (0.53mm) ID: 0.53(mm) Calib End Date: 09/26/2019 17:59

Lab File ID: P11092634.D Conc. Units: ng/uL

ANALYTE	CURVE TYPE	AVE RRF	RRF	MIN RRF	CALC AMOUNT	SPIKE AMOUNT	%D	MAX %D
PCB-1221 Peak 1	Ave	0.0096	0.0106		0.552	0.500	10.3	20.0
PCB-1221 Peak 2	Ave	0.0066	0.0070		0.530	0.500	5.9	20.0
PCB-1221 Peak 3	Ave	0.0241	0.0257		0.534	0.500	6.7	20.0

FORM VII
PCBS CONTINUING CALIBRATION RETENTION TIME SUMMARY

Lab Name: Eurofins TestAmerica, Canton Job No.: 240-124062-1

SDG No.:

Lab Sample ID: ICV 240-402587/34 Calibration Date: 09/26/2019 19:42

Instrument ID: A2HP11 Calib Start Date: 09/26/2019 16:46

GC Column: CLP-1 (0.53mm) ID: 0.53(mm) Calib End Date: 09/26/2019 17:59

Lab File ID: P11092634.D

Analyte	RT	RT WINDOW	
		FROM	TO
PCB-1221 Peak 1	2.53	2.52	2.55
PCB-1221 Peak 2	2.73	2.72	2.75
PCB-1221 Peak 3	2.79	2.77	2.81

FORM VII
PCBS CONTINUING CALIBRATION DATA

Lab Name: Eurofins TestAmerica, Canton Job No.: 240-124062-1

SDG No.:

Lab Sample ID: ICV 240-402587/34 Calibration Date: 09/26/2019 19:42

Instrument ID: A2HP11 Calib Start Date: 09/26/2019 16:46

GC Column: CLP-2 (0.53mm) ID: 0.53(mm) Calib End Date: 09/26/2019 17:59

Lab File ID: P11092634.D Conc. Units: ng/uL

ANALYTE	CURVE TYPE	AVE RRF	RRF	MIN RRF	CALC AMOUNT	SPIKE AMOUNT	%D	MAX %D
PCB-1221 Peak 1	Ave	0.0107	0.0114		0.534	0.500	6.8	20.0
PCB-1221 Peak 2	Ave	0.0072	0.0079		0.544	0.500	8.8	20.0
PCB-1221 Peak 3	Ave	0.0263	0.0288		0.547	0.500	9.4	20.0

FORM VII
PCBS CONTINUING CALIBRATION RETENTION TIME SUMMARY

Lab Name: Eurofins TestAmerica, Canton Job No.: 240-124062-1

SDG No.:

Lab Sample ID: ICV 240-402587/34 Calibration Date: 09/26/2019 19:42

Instrument ID: A2HP11 Calib Start Date: 09/26/2019 16:46

GC Column: CLP-2 (0.53mm) ID: 0.53(mm) Calib End Date: 09/26/2019 17:59

Lab File ID: P11092634.D

Analyte	RT	RT WINDOW	
		FROM	TO
PCB-1221 Peak 1	3.70	3.68	3.71
PCB-1221 Peak 2	3.92	3.90	3.93
PCB-1221 Peak 3	4.00	3.98	4.02

FORM VII
PCBS CONTINUING CALIBRATION DATA

Lab Name: Eurofins TestAmerica, Canton Job No.: 240-124062-1

SDG No.:

Lab Sample ID: ICV 240-402587/35 Calibration Date: 09/26/2019 19:56

Instrument ID: A2HP11 Calib Start Date: 09/26/2019 12:22

GC Column: CLP-1 (0.53mm) ID: 0.53(mm) Calib End Date: 09/26/2019 13:36

Lab File ID: P11092635.D Conc. Units: ng/uL

ANALYTE	CURVE TYPE	AVE RRF	RRF	MIN RRF	CALC AMOUNT	SPIKE AMOUNT	%D	MAX %D
PCB-1232 Peak 1	Ave	0.0213	0.0193		0.454	0.500	-9.2	20.0
PCB-1232 Peak 2	Ave	0.0162	0.0155		0.479	0.500	-4.2	20.0
PCB-1232 Peak 3	Ave	0.0343	0.0353		0.515	0.500	2.9	20.0
PCB-1232 Peak 4	Ave	0.0162	0.0158		0.490	0.500	-2.1	20.0
PCB-1232 Peak 5	Ave	0.0056	0.0052		0.466	0.500	-6.8	20.0

FORM VII
PCBS CONTINUING CALIBRATION RETENTION TIME SUMMARY

Lab Name: Eurofins TestAmerica, Canton Job No.: 240-124062-1

SDG No.:

Lab Sample ID: ICV 240-402587/35 Calibration Date: 09/26/2019 19:56

Instrument ID: A2HP11 Calib Start Date: 09/26/2019 12:22

GC Column: CLP-1 (0.53mm) ID: 0.53(mm) Calib End Date: 09/26/2019 13:36

Lab File ID: P11092635.D

Analyte	RT	RT WINDOW	
		FROM	TO
PCB-1232 Peak 1	2.79	2.77	2.81
PCB-1232 Peak 2	3.35	3.33	3.37
PCB-1232 Peak 3	4.02	4.00	4.03
PCB-1232 Peak 4	4.19	4.17	4.21
PCB-1232 Peak 5	4.50	4.49	4.53

FORM VII
PCBS CONTINUING CALIBRATION DATA

Lab Name: Eurofins TestAmerica, Canton Job No.: 240-124062-1

SDG No.:

Lab Sample ID: ICV 240-402587/35 Calibration Date: 09/26/2019 19:56

Instrument ID: A2HP11 Calib Start Date: 09/26/2019 12:22

GC Column: CLP-2 (0.53mm) ID: 0.53(mm) Calib End Date: 09/26/2019 13:36

Lab File ID: P11092635.D Conc. Units: ng/uL

ANALYTE	CURVE TYPE	AVE RRF	RRF	MIN RRF	CALC AMOUNT	SPIKE AMOUNT	%D	MAX %D
PCB-1232 Peak 1	Ave	0.0232	0.0222		0.476	0.500	-4.7	20.0
PCB-1232 Peak 2	Ave	0.0191	0.0187		0.491	0.500	-1.7	20.0
PCB-1232 Peak 3	Ave	0.0357	0.0373		0.523	0.500	4.6	20.0
PCB-1232 Peak 4	Ave	0.0170	0.0166		0.487	0.500	-2.5	20.0
PCB-1232 Peak 5	Ave	0.0080	0.0080		0.500	0.500	0.0	20.0

FORM VII
PCBS CONTINUING CALIBRATION RETENTION TIME SUMMARY

Lab Name: Eurofins TestAmerica, Canton Job No.: 240-124062-1

SDG No.:

Lab Sample ID: ICV 240-402587/35 Calibration Date: 09/26/2019 19:56

Instrument ID: A2HP11 Calib Start Date: 09/26/2019 12:22

GC Column: CLP-2 (0.53mm) ID: 0.53(mm) Calib End Date: 09/26/2019 13:36

Lab File ID: P11092635.D

Analyte	RT	RT WINDOW	
		FROM	TO
PCB-1232 Peak 1	4.00	3.99	4.02
PCB-1232 Peak 2	4.57	4.56	4.59
PCB-1232 Peak 3	5.13	5.11	5.15
PCB-1232 Peak 4	5.28	5.26	5.30
PCB-1232 Peak 5	5.56	5.54	5.58

FORM VII
PCBS CONTINUING CALIBRATION DATA

Lab Name: Eurofins TestAmerica, Canton Job No.: 240-124062-1

SDG No.:

Lab Sample ID: ICV 240-402587/36 Calibration Date: 09/26/2019 20:11

Instrument ID: A2HP11 Calib Start Date: 09/26/2019 13:50

GC Column: CLP-1 (0.53mm) ID: 0.53(mm) Calib End Date: 09/26/2019 15:03

Lab File ID: P11092636.D Conc. Units: ng/uL

ANALYTE	CURVE TYPE	AVE RRF	RRF	MIN RRF	CALC AMOUNT	SPIKE AMOUNT	%D	MAX %D
PCB-1242 Peak 1	Ave	0.0152	0.0146		0.483	0.500	-3.5	20.0
PCB-1242 Peak 2	Ave	0.0265	0.0256		0.483	0.500	-3.5	20.0
PCB-1242 Peak 3	Ave	0.0586	0.0583		0.497	0.500	-0.6	20.0
PCB-1242 Peak 4	Ave	0.0271	0.0263		0.485	0.500	-3.0	20.0
PCB-1242 Peak 5	Ave	0.0099	0.0096		0.483	0.500	-3.5	20.0

FORM VII
PCBS CONTINUING CALIBRATION RETENTION TIME SUMMARY

Lab Name: Eurofins TestAmerica, Canton Job No.: 240-124062-1

SDG No.:

Lab Sample ID: ICV 240-402587/36 Calibration Date: 09/26/2019 20:11

Instrument ID: A2HP11 Calib Start Date: 09/26/2019 13:50

GC Column: CLP-1 (0.53mm) ID: 0.53(mm) Calib End Date: 09/26/2019 15:03

Lab File ID: P11092636.D

Analyte	RT	RT WINDOW	
		FROM	TO
PCB-1242 Peak 1	2.79	2.77	2.81
PCB-1242 Peak 2	3.35	3.33	3.37
PCB-1242 Peak 3	4.02	4.00	4.04
PCB-1242 Peak 4	4.19	4.17	4.21
PCB-1242 Peak 5	4.51	4.49	4.53

FORM VII
PCBS CONTINUING CALIBRATION DATA

Lab Name: Eurofins TestAmerica, Canton Job No.: 240-124062-1

SDG No.:

Lab Sample ID: ICV 240-402587/36 Calibration Date: 09/26/2019 20:11

Instrument ID: A2HP11 Calib Start Date: 09/26/2019 13:50

GC Column: CLP-2 (0.53mm) ID: 0.53(mm) Calib End Date: 09/26/2019 15:03

Lab File ID: P11092636.D Conc. Units: ng/uL

ANALYTE	CURVE TYPE	AVE RRF	RRF	MIN RRF	CALC AMOUNT	SPIKE AMOUNT	%D	MAX %D
PCB-1242 Peak 1	Ave	0.0164	0.0164		0.499	0.500	-0.2	20.0
PCB-1242 Peak 2	Ave	0.0299	0.0296		0.496	0.500	-0.8	20.0
PCB-1242 Peak 3	Ave	0.0614	0.0623		0.507	0.500	1.4	20.0
PCB-1242 Peak 4	Ave	0.0278	0.0277		0.499	0.500	-0.2	20.0
PCB-1242 Peak 5	Ave	0.0149	0.0148		0.497	0.500	-0.6	20.0

FORM VII
PCBS CONTINUING CALIBRATION RETENTION TIME SUMMARY

Lab Name: Eurofins TestAmerica, Canton Job No.: 240-124062-1

SDG No.:

Lab Sample ID: ICV 240-402587/36 Calibration Date: 09/26/2019 20:11

Instrument ID: A2HP11 Calib Start Date: 09/26/2019 13:50

GC Column: CLP-2 (0.53mm) ID: 0.53(mm) Calib End Date: 09/26/2019 15:03

Lab File ID: P11092636.D

Analyte	RT	RT WINDOW	
		FROM	TO
PCB-1242 Peak 1	4.01	3.98	4.02
PCB-1242 Peak 2	4.58	4.55	4.59
PCB-1242 Peak 3	5.13	5.11	5.14
PCB-1242 Peak 4	5.28	5.26	5.30
PCB-1242 Peak 5	5.56	5.54	5.57

FORM VII
PCBS CONTINUING CALIBRATION DATA

Lab Name: Eurofins TestAmerica, Canton Job No.: 240-124062-1

SDG No.:

Lab Sample ID: ICV 240-402587/37 Calibration Date: 09/26/2019 20:25

Instrument ID: A2HP11 Calib Start Date: 09/26/2019 15:18

GC Column: CLP-1 (0.53mm) ID: 0.53(mm) Calib End Date: 09/26/2019 16:31

Lab File ID: P11092637.D Conc. Units: ng/uL

ANALYTE	CURVE TYPE	AVE RRF	RRF	MIN RRF	CALC AMOUNT	SPIKE AMOUNT	%D	MAX %D
PCB-1248 Peak 1	Ave	0.0151	0.0148		0.492	0.500	-1.5	20.0
PCB-1248 Peak 2	Ave	0.0396	0.0441		0.557	0.500	11.4	20.0
PCB-1248 Peak 3	Ave	0.0307	0.0349		0.568	0.500	13.6	20.0
PCB-1248 Peak 4	Ave	0.0198	0.0204		0.515	0.500	3.0	20.0
PCB-1248 Peak 5	Ave	0.0132	0.0154		0.582	0.500	16.4	20.0

FORM VII
PCBS CONTINUING CALIBRATION RETENTION TIME SUMMARY

Lab Name: Eurofins TestAmerica, Canton Job No.: 240-124062-1

SDG No.:

Lab Sample ID: ICV 240-402587/37 Calibration Date: 09/26/2019 20:25

Instrument ID: A2HP11 Calib Start Date: 09/26/2019 15:18

GC Column: CLP-1 (0.53mm) ID: 0.53(mm) Calib End Date: 09/26/2019 16:31

Lab File ID: P11092637.D

Analyte	RT	RT WINDOW	
		FROM	TO
PCB-1248 Peak 1	3.35	3.33	3.36
PCB-1248 Peak 2	4.70	4.68	4.72
PCB-1248 Peak 3	5.41	5.39	5.43
PCB-1248 Peak 4	5.81	5.79	5.83
PCB-1248 Peak 5	6.33	6.31	6.35

FORM VII
PCBS CONTINUING CALIBRATION DATA

Lab Name: Eurofins TestAmerica, Canton Job No.: 240-124062-1

SDG No.:

Lab Sample ID: ICV 240-402587/37 Calibration Date: 09/26/2019 20:25

Instrument ID: A2HP11 Calib Start Date: 09/26/2019 15:18

GC Column: CLP-2 (0.53mm) ID: 0.53(mm) Calib End Date: 09/26/2019 16:31

Lab File ID: P11092637.D Conc. Units: ng/uL

ANALYTE	CURVE TYPE	AVE RRF	RRF	MIN RRF	CALC AMOUNT	SPIKE AMOUNT	%D	MAX %D
PCB-1248 Peak 1	Ave	0.0174	0.0180		0.518	0.500	3.6	20.0
PCB-1248 Peak 2	Ave	0.0409	0.0511		0.624	0.500	24.7*	20.0
PCB-1248 Peak 3	Ave	0.0381	0.0458		0.600	0.500	20.0	20.0
PCB-1248 Peak 4	Ave	0.0416	0.0520		0.626	0.500	25.2*	20.0
PCB-1248 Peak 5	Ave	0.0231	0.0256		0.554	0.500	10.8	20.0

FORM VII
PCBS CONTINUING CALIBRATION RETENTION TIME SUMMARY

Lab Name: Eurofins TestAmerica, Canton Job No.: 240-124062-1

SDG No.:

Lab Sample ID: ICV 240-402587/37 Calibration Date: 09/26/2019 20:25

Instrument ID: A2HP11 Calib Start Date: 09/26/2019 15:18

GC Column: CLP-2 (0.53mm) ID: 0.53(mm) Calib End Date: 09/26/2019 16:31

Lab File ID: P11092637.D

Analyte	RT	RT WINDOW	
		FROM	TO
PCB-1248 Peak 1	4.57	4.55	4.59
PCB-1248 Peak 2	5.12	5.10	5.14
PCB-1248 Peak 3	5.91	5.89	5.93
PCB-1248 Peak 4	6.21	6.20	6.24
PCB-1248 Peak 5	6.83	6.81	6.85

FORM VII
PCBS CONTINUING CALIBRATION DATA

Lab Name: Eurofins TestAmerica, Canton Job No.: 240-124062-1

SDG No.:

Lab Sample ID: ICV 240-402587/38 Calibration Date: 09/26/2019 20:40

Instrument ID: A2HP11 Calib Start Date: 09/26/2019 16:46

GC Column: CLP-1 (0.53mm) ID: 0.53(mm) Calib End Date: 09/26/2019 17:59

Lab File ID: P11092638.D Conc. Units: ng/uL

ANALYTE	CURVE TYPE	AVE RRF	RRF	MIN RRF	CALC AMOUNT	SPIKE AMOUNT	%D	MAX %D
PCB-1254 Peak 1	Ave	0.0454	0.0417		0.459	0.500	-8.2	20.0
PCB-1254 Peak 2	Ave	0.0640	0.0586		0.458	0.500	-8.3	20.0
PCB-1254 Peak 3	Ave	0.0502	0.0464		0.462	0.500	-7.6	20.0
PCB-1254 Peak 4	Ave	0.0420	0.0404		0.481	0.500	-3.9	20.0
PCB-1254 Peak 5	Ave	0.0673	0.0669		0.497	0.500	-0.6	20.0

FORM VII
PCBS CONTINUING CALIBRATION RETENTION TIME SUMMARY

Lab Name: Eurofins TestAmerica, Canton Job No.: 240-124062-1

SDG No.:

Lab Sample ID: ICV 240-402587/38 Calibration Date: 09/26/2019 20:40

Instrument ID: A2HP11 Calib Start Date: 09/26/2019 16:46

GC Column: CLP-1 (0.53mm) ID: 0.53(mm) Calib End Date: 09/26/2019 17:59

Lab File ID: P11092638.D

Analyte	RT	RT WINDOW	
		FROM	TO
PCB-1254 Peak 1	5.41	5.40	5.43
PCB-1254 Peak 2	5.81	5.79	5.83
PCB-1254 Peak 3	6.08	6.06	6.10
PCB-1254 Peak 4	6.26	6.24	6.28
PCB-1254 Peak 5	6.51	6.49	6.53

FORM VII
PCBS CONTINUING CALIBRATION DATA

Lab Name: Eurofins TestAmerica, Canton Job No.: 240-124062-1

SDG No.:

Lab Sample ID: ICV 240-402587/38 Calibration Date: 09/26/2019 20:40

Instrument ID: A2HP11 Calib Start Date: 09/26/2019 16:46

GC Column: CLP-2 (0.53mm) ID: 0.53(mm) Calib End Date: 09/26/2019 17:59

Lab File ID: P11092638.D Conc. Units: ng/uL

ANALYTE	CURVE TYPE	AVE RRF	RRF	MIN RRF	CALC AMOUNT	SPIKE AMOUNT	%D	MAX %D
PCB-1254 Peak 1	Ave	0.0397	0.0350		0.441	0.500	-11.9	20.0
PCB-1254 Peak 2	Ave	0.0470	0.0429		0.456	0.500	-8.8	20.0
PCB-1254 Peak 3	Ave	0.0720	0.0656		0.456	0.500	-8.8	20.0
PCB-1254 Peak 4	Ave	0.0511	0.0476		0.466	0.500	-6.8	20.0
PCB-1254 Peak 5	Ave	0.0720	0.0711		0.494	0.500	-1.3	20.0

FORM VII
PCBS CONTINUING CALIBRATION RETENTION TIME SUMMARY

Lab Name: Eurofins TestAmerica, Canton Job No.: 240-124062-1

SDG No.:

Lab Sample ID: ICV 240-402587/38 Calibration Date: 09/26/2019 20:40

Instrument ID: A2HP11 Calib Start Date: 09/26/2019 16:46

GC Column: CLP-2 (0.53mm) ID: 0.53(mm) Calib End Date: 09/26/2019 17:59

Lab File ID: P11092638.D

Analyte	RT	RT WINDOW	
		FROM	TO
PCB-1254 Peak 1	6.21	6.19	6.23
PCB-1254 Peak 2	6.40	6.39	6.42
PCB-1254 Peak 3	6.83	6.81	6.85
PCB-1254 Peak 4	7.04	7.02	7.06
PCB-1254 Peak 5	7.52	7.50	7.54

FORM VII
PCBS CONTINUING CALIBRATION DATA

Lab Name: Eurofins TestAmerica, Canton Job No.: 240-124062-1

SDG No.:

Lab Sample ID: ICV 240-402587/39 Calibration Date: 09/26/2019 20:55

Instrument ID: A2HP11 Calib Start Date: 09/26/2019 18:14

GC Column: CLP-1 (0.53mm) ID: 0.53(mm) Calib End Date: 09/26/2019 19:27

Lab File ID: P11092639.D Conc. Units: ng/uL

ANALYTE	CURVE TYPE	AVE RRF	RRF	MIN RRF	CALC AMOUNT	SPIKE AMOUNT	%D	MAX %D
PCB-1016 Peak 1	Ave	0.0182	0.0170		0.467	0.500	-6.5	20.0
PCB-1016 Peak 2	Ave	0.0328	0.0311		0.475	0.500	-5.0	20.0
PCB-1016 Peak 3	Ave	0.0728	0.0744		0.511	0.500	2.2	20.0
PCB-1016 Peak 4	Ave	0.0330	0.0331		0.502	0.500	0.5	20.0
PCB-1016 Peak 5	Ave	0.0126	0.0128		0.508	0.500	1.7	20.0
PCB-1260 Peak 1	Ave	0.0414	0.0454		0.549	0.500	9.8	20.0
PCB-1260 Peak 2	Ave	0.0775	0.0848		0.547	0.500	9.4	20.0
PCB-1260 Peak 3	Ave	0.0479	0.0432		0.451	0.500	-9.9	20.0
PCB-1260 Peak 4	Ave	0.1302	0.1204		0.462	0.500	-7.5	20.0
PCB-1260 Peak 5	Ave	0.0574	0.0584		0.509	0.500	1.7	20.0

FORM VII
PCBS CONTINUING CALIBRATION RETENTION TIME SUMMARY

Lab Name: Eurofins TestAmerica, Canton Job No.: 240-124062-1

SDG No.:

Lab Sample ID: ICV 240-402587/39 Calibration Date: 09/26/2019 20:55

Instrument ID: A2HP11 Calib Start Date: 09/26/2019 18:14

GC Column: CLP-1 (0.53mm) ID: 0.53(mm) Calib End Date: 09/26/2019 19:27

Lab File ID: P11092639.D

Analyte	RT	RT WINDOW	
		FROM	TO
PCB-1016 Peak 1	2.79	2.77	2.81
PCB-1016 Peak 2	3.35	3.33	3.37
PCB-1016 Peak 3	4.02	4.00	4.03
PCB-1016 Peak 4	4.19	4.17	4.21
PCB-1016 Peak 5	4.51	4.49	4.53
PCB-1260 Peak 1	5.99	5.97	6.01
PCB-1260 Peak 2	6.26	6.24	6.28
PCB-1260 Peak 3	6.62	6.60	6.64
PCB-1260 Peak 4	7.12	7.10	7.14
PCB-1260 Peak 5	7.36	7.34	7.38

FORM VII
PCBS CONTINUING CALIBRATION DATA

Lab Name: Eurofins TestAmerica, Canton Job No.: 240-124062-1

SDG No.:

Lab Sample ID: ICV 240-402587/39 Calibration Date: 09/26/2019 20:55

Instrument ID: A2HP11 Calib Start Date: 09/26/2019 18:14

GC Column: CLP-2 (0.53mm) ID: 0.53(mm) Calib End Date: 09/26/2019 19:27

Lab File ID: P11092639.D Conc. Units: ng/uL

ANALYTE	CURVE TYPE	AVE RRF	RRF	MIN RRF	CALC AMOUNT	SPIKE AMOUNT	%D	MAX %D
PCB-1016 Peak 1	Ave	0.0189	0.0191		0.505	0.500	1.0	20.0
PCB-1016 Peak 2	Ave	0.0367	0.0370		0.505	0.500	0.9	20.0
PCB-1016 Peak 3	Ave	0.0757	0.0799		0.528	0.500	5.5	20.0
PCB-1016 Peak 4	Ave	0.0335	0.0351		0.523	0.500	4.7	20.0
PCB-1016 Peak 5	Ave	0.0181	0.0184		0.507	0.500	1.4	20.0
PCB-1260 Peak 1	Ave	0.0556	0.0615		0.553	0.500	10.6	20.0
PCB-1260 Peak 2	Ave	0.0831	0.0971		0.584	0.500	16.8	20.0
PCB-1260 Peak 3	Ave	0.0507	0.0489		0.482	0.500	-3.6	20.0
PCB-1260 Peak 4	Ave	0.1176	0.1120		0.476	0.500	-4.8	20.0
PCB-1260 Peak 5	Ave	0.0866	0.0711		0.410	0.500	-17.9	20.0

FORM VII
PCBS CONTINUING CALIBRATION RETENTION TIME SUMMARY

Lab Name: Eurofins TestAmerica, Canton Job No.: 240-124062-1

SDG No.:

Lab Sample ID: ICV 240-402587/39 Calibration Date: 09/26/2019 20:55

Instrument ID: A2HP11 Calib Start Date: 09/26/2019 18:14

GC Column: CLP-2 (0.53mm) ID: 0.53(mm) Calib End Date: 09/26/2019 19:27

Lab File ID: P11092639.D

Analyte	RT	RT WINDOW	
		FROM	TO
PCB-1016 Peak 1	4.00	3.98	4.02
PCB-1016 Peak 2	4.57	4.55	4.59
PCB-1016 Peak 3	5.13	5.11	5.14
PCB-1016 Peak 4	5.28	5.26	5.30
PCB-1016 Peak 5	5.56	5.54	5.57
PCB-1260 Peak 1	7.21	7.19	7.23
PCB-1260 Peak 2	7.52	7.50	7.54
PCB-1260 Peak 3	7.86	7.84	7.88
PCB-1260 Peak 4	8.08	8.06	8.10
PCB-1260 Peak 5	8.37	8.35	8.39

FORM VII
PCBS CONTINUING CALIBRATION DATA

Lab Name: Eurofins TestAmerica, Canton Job No.: 240-124062-1

SDG No.:

Lab Sample ID: ICV 240-402587/40 Calibration Date: 09/26/2019 21:09

Instrument ID: A2HP11 Calib Start Date: 09/26/2019 12:22

GC Column: CLP-1 (0.53mm) ID: 0.53(mm) Calib End Date: 09/26/2019 13:36

Lab File ID: P11092640.D Conc. Units: ng/uL

ANALYTE	CURVE TYPE	AVE RRF	RRF	MIN RRF	CALC AMOUNT	SPIKE AMOUNT	%D	MAX %D
PCB-1262 Peak 1	Ave	0.0370	0.0395		0.533	0.500	6.7	20.0
PCB-1262 Peak 2	Ave	0.0735	0.0796		0.542	0.500	8.3	20.0
PCB-1262 Peak 3	Ave	0.0614	0.0665		0.542	0.500	8.4	20.0
PCB-1262 Peak 4	Ave	0.1611	0.1734		0.538	0.500	7.6	20.0
PCB-1262 Peak 5	Ave	0.0594	0.0638		0.537	0.500	7.3	20.0

FORM VII
PCBS CONTINUING CALIBRATION RETENTION TIME SUMMARY

Lab Name: Eurofins TestAmerica, Canton Job No.: 240-124062-1

SDG No.:

Lab Sample ID: ICV 240-402587/40 Calibration Date: 09/26/2019 21:09

Instrument ID: A2HP11 Calib Start Date: 09/26/2019 12:22

GC Column: CLP-1 (0.53mm) ID: 0.53(mm) Calib End Date: 09/26/2019 13:36

Lab File ID: P11092640.D

Analyte	RT	RT WINDOW	
		FROM	TO
PCB-1262 Peak 1	5.99	5.97	6.01
PCB-1262 Peak 2	6.62	6.60	6.64
PCB-1262 Peak 3	6.84	6.82	6.86
PCB-1262 Peak 4	7.12	7.10	7.14
PCB-1262 Peak 5	7.40	7.38	7.42

FORM VII
PCBS CONTINUING CALIBRATION DATA

Lab Name: Eurofins TestAmerica, Canton Job No.: 240-124062-1

SDG No.:

Lab Sample ID: ICV 240-402587/40 Calibration Date: 09/26/2019 21:09

Instrument ID: A2HP11 Calib Start Date: 09/26/2019 12:22

GC Column: CLP-2 (0.53mm) ID: 0.53(mm) Calib End Date: 09/26/2019 13:36

Lab File ID: P11092640.D Conc. Units: ng/uL

ANALYTE	CURVE TYPE	AVE RRF	RRF	MIN RRF	CALC AMOUNT	SPIKE AMOUNT	%D	MAX %D
PCB-1262 Peak 1	Ave	0.0480	0.0514		0.535	0.500	7.0	20.0
PCB-1262 Peak 2	Ave	0.0736	0.0792		0.539	0.500	7.7	20.0
PCB-1262 Peak 3	Ave	0.0640	0.0683		0.534	0.500	6.7	20.0
PCB-1262 Peak 4	Ave	0.1441	0.1568		0.544	0.500	8.8	20.0
PCB-1262 Peak 5	Ave	0.1051	0.0939		0.447	0.500	-10.7	20.0

FORM VII
PCBS CONTINUING CALIBRATION RETENTION TIME SUMMARY

Lab Name: Eurofins TestAmerica, Canton Job No.: 240-124062-1

SDG No.:

Lab Sample ID: ICV 240-402587/40 Calibration Date: 09/26/2019 21:09

Instrument ID: A2HP11 Calib Start Date: 09/26/2019 12:22

GC Column: CLP-2 (0.53mm) ID: 0.53(mm) Calib End Date: 09/26/2019 13:36

Lab File ID: P11092640.D

Analyte	RT	RT WINDOW	
		FROM	TO
PCB-1262 Peak 1	7.21	7.19	7.23
PCB-1262 Peak 2	7.60	7.59	7.62
PCB-1262 Peak 3	7.86	7.84	7.88
PCB-1262 Peak 4	8.08	8.06	8.10
PCB-1262 Peak 5	8.37	8.35	8.39

FORM VII
PCBS CONTINUING CALIBRATION DATA

Lab Name: Eurofins TestAmerica, Canton Job No.: 240-124062-1

SDG No.:

Lab Sample ID: ICV 240-402587/42 Calibration Date: 09/27/2019 13:13

Instrument ID: A2HP11 Calib Start Date: 09/26/2019 13:50

GC Column: CLP-1 (0.53mm) ID: 0.53(mm) Calib End Date: 09/26/2019 15:03

Lab File ID: P11092643.D Conc. Units: ng/uL

ANALYTE	CURVE TYPE	AVE RRF	RRF	MIN RRF	CALC AMOUNT	SPIKE AMOUNT	%D	MAX %D
PCB-1268 Peak 1	Ave	0.1715	0.1726		0.503	0.500	0.6	20.0
PCB-1268 Peak 2	Ave	0.1697	0.2057		0.606	0.500	21.3*	20.0
PCB-1268 Peak 3	Ave	0.1500	0.1409		0.470	0.500	-6.1	20.0
PCB-1268 Peak 4	Ave	0.0614	0.0613		0.500	0.500	-0.0	20.0
PCB-1268 Peak 5	Ave	0.4930	0.4372		0.443	0.500	-11.3	20.0

FORM VII
PCBS CONTINUING CALIBRATION RETENTION TIME SUMMARY

Lab Name: Eurofins TestAmerica, Canton Job No.: 240-124062-1

SDG No.:

Lab Sample ID: ICV 240-402587/42 Calibration Date: 09/27/2019 13:13

Instrument ID: A2HP11 Calib Start Date: 09/26/2019 13:50

GC Column: CLP-1 (0.53mm) ID: 0.53(mm) Calib End Date: 09/26/2019 15:03

Lab File ID: P11092643.D

Analyte	RT	RT WINDOW	
		FROM	TO
PCB-1268 Peak 1	7.41	7.38	7.42
PCB-1268 Peak 2	7.44	7.41	7.45
PCB-1268 Peak 3	7.61	7.58	7.62
PCB-1268 Peak 4	7.91	7.89	7.93
PCB-1268 Peak 5	8.15	8.12	8.16

FORM VII
PCBS CONTINUING CALIBRATION DATA

Lab Name: Eurofins TestAmerica, Canton Job No.: 240-124062-1

SDG No.:

Lab Sample ID: ICV 240-402587/42 Calibration Date: 09/27/2019 13:13

Instrument ID: A2HP11 Calib Start Date: 09/26/2019 13:50

GC Column: CLP-2 (0.53mm) ID: 0.53(mm) Calib End Date: 09/26/2019 15:03

Lab File ID: P11092643.D Conc. Units: ng/uL

ANALYTE	CURVE TYPE	AVE RRF	RRF	MIN RRF	CALC AMOUNT	SPIKE AMOUNT	%D	MAX %D
PCB-1268 Peak 1	Ave	0.1646	0.1704		0.518	0.500	3.5	20.0
PCB-1268 Peak 2	Ave	0.1620	0.1836		0.567	0.500	13.3	20.0
PCB-1268 Peak 3	Ave	0.1399	0.1296		0.463	0.500	-7.4	20.0
PCB-1268 Peak 4	Ave	0.0596	0.0630		0.529	0.500	5.8	20.0
PCB-1268 Peak 5	Ave	0.4641	0.4009		0.432	0.500	-13.6	20.0

FORM VII
PCBS CONTINUING CALIBRATION RETENTION TIME SUMMARY

Lab Name: Eurofins TestAmerica, Canton Job No.: 240-124062-1

SDG No.:

Lab Sample ID: ICV 240-402587/42 Calibration Date: 09/27/2019 13:13

Instrument ID: A2HP11 Calib Start Date: 09/26/2019 13:50

GC Column: CLP-2 (0.53mm) ID: 0.53(mm) Calib End Date: 09/26/2019 15:03

Lab File ID: P11092643.D

Analyte	RT	RT WINDOW	
		FROM	TO
PCB-1268 Peak 1	8.37	8.35	8.39
PCB-1268 Peak 2	8.41	8.39	8.42
PCB-1268 Peak 3	8.61	8.58	8.62
PCB-1268 Peak 4	8.83	8.81	8.85
PCB-1268 Peak 5	9.08	9.06	9.09

FORM VII
PCBS CONTINUING CALIBRATION DATA

Lab Name: Eurofins TestAmerica, Canton Job No.: 240-124062-1

SDG No.:

Lab Sample ID: CCV 240-417104/3 Calibration Date: 12/24/2019 13:09

Instrument ID: A2HP11 Calib Start Date: 09/26/2019 18:14

GC Column: CLP-1 (0.53mm) ID: 0.53(mm) Calib End Date: 09/26/2019 19:27

Lab File ID: P11122403.D Conc. Units: ng/uL

ANALYTE	CURVE TYPE	AVE RRF	RRF	MIN RRF	CALC AMOUNT	SPIKE AMOUNT	%D	MAX %D
PCB-1016 Peak 1	Ave	0.0182	0.0167		0.461	0.500	-7.9	20.0
PCB-1016 Peak 2	Ave	0.0328	0.0313		0.477	0.500	-4.5	20.0
PCB-1016 Peak 3	Ave	0.0728	0.0751		0.516	0.500	3.2	20.0
PCB-1016 Peak 4	Ave	0.0330	0.0325		0.492	0.500	-1.5	20.0
PCB-1016 Peak 5	Ave	0.0126	0.0124		0.493	0.500	-1.4	20.0
PCB-1260 Peak 1	Ave	0.0414	0.0421		0.509	0.500	1.7	20.0
PCB-1260 Peak 2	Ave	0.0775	0.0788		0.508	0.500	1.6	20.0
PCB-1260 Peak 3	Ave	0.0479	0.0473		0.494	0.500	-1.3	20.0
PCB-1260 Peak 4	Ave	0.1302	0.1315		0.505	0.500	1.0	20.0
PCB-1260 Peak 5	Ave	0.0574	0.0573		0.499	0.500	-0.1	20.0
Tetrachloro-m-xylene	Lin1		1.062		0.0261	0.0250	4.3	20.0
DCB Decachlorobiphenyl	Lin1		1.125		0.0247	0.0250	-1.3	20.0

FORM VII
PCBS CONTINUING CALIBRATION RETENTION TIME SUMMARY

Lab Name: Eurofins TestAmerica, Canton Job No.: 240-124062-1

SDG No.:

Lab Sample ID: CCV 240-417104/3 Calibration Date: 12/24/2019 13:09

Instrument ID: A2HP11 Calib Start Date: 09/26/2019 18:14

GC Column: CLP-1 (0.53mm) ID: 0.53(mm) Calib End Date: 09/26/2019 19:27

Lab File ID: P11122403.D

Analyte	RT	RT WINDOW	
		FROM	TO
PCB-1016 Peak 1	2.77	2.75	2.78
PCB-1016 Peak 2	3.32	3.30	3.34
PCB-1016 Peak 3	3.99	3.97	4.01
PCB-1016 Peak 4	4.17	4.15	4.19
PCB-1016 Peak 5	4.48	4.46	4.50
PCB-1260 Peak 1	5.97	5.95	5.99
PCB-1260 Peak 2	6.24	6.22	6.26
PCB-1260 Peak 3	6.60	6.58	6.62
PCB-1260 Peak 4	7.10	7.08	7.12
PCB-1260 Peak 5	7.34	7.32	7.36
Tetrachloro-m-xylene	2.25	2.23	2.27
DCB Decachlorobiphenyl	8.27	8.25	8.29

FORM VII
PCBS CONTINUING CALIBRATION DATA

Lab Name: Eurofins TestAmerica, Canton Job No.: 240-124062-1

SDG No.:

Lab Sample ID: CCV 240-417104/4 Calibration Date: 12/24/2019 13:24

Instrument ID: A2HP11 Calib Start Date: 09/26/2019 12:22

GC Column: CLP-1 (0.53mm) ID: 0.53(mm) Calib End Date: 09/26/2019 13:36

Lab File ID: P11122404.D Conc. Units: ng/uL

ANALYTE	CURVE TYPE	AVE RRF	RRF	MIN RRF	CALC AMOUNT	SPIKE AMOUNT	%D	MAX %D
PCB-1232 Peak 1	Ave	0.0213	0.0205		0.481	0.500	-3.7	20.0
PCB-1232 Peak 2	Ave	0.0162	0.0144		0.446	0.500	-10.7	20.0
PCB-1232 Peak 3	Ave	0.0343	0.0348		0.507	0.500	1.4	20.0
PCB-1232 Peak 4	Ave	0.0162	0.0155		0.479	0.500	-4.2	20.0
PCB-1232 Peak 5	Ave	0.0056	0.0056		0.496	0.500	-0.7	20.0
PCB-1262 Peak 1	Ave	0.0370	0.0370		0.499	0.500	-0.1	20.0
PCB-1262 Peak 2	Ave	0.0735	0.0720		0.489	0.500	-2.1	20.0
PCB-1262 Peak 3	Ave	0.0614	0.0648		0.527	0.500	5.5	20.0
PCB-1262 Peak 4	Ave	0.1611	0.1605		0.498	0.500	-0.4	20.0
PCB-1262 Peak 5	Ave	0.0594	0.0598		0.503	0.500	0.7	20.0

FORM VII
PCBS CONTINUING CALIBRATION RETENTION TIME SUMMARY

Lab Name: Eurofins TestAmerica, Canton Job No.: 240-124062-1

SDG No.:

Lab Sample ID: CCV 240-417104/4 Calibration Date: 12/24/2019 13:24

Instrument ID: A2HP11 Calib Start Date: 09/26/2019 12:22

GC Column: CLP-1 (0.53mm) ID: 0.53(mm) Calib End Date: 09/26/2019 13:36

Lab File ID: P11122404.D

Analyte	RT	RT WINDOW	
		FROM	TO
PCB-1232 Peak 1	2.77	2.75	2.78
PCB-1232 Peak 2	3.32	3.30	3.34
PCB-1232 Peak 3	3.99	3.97	4.01
PCB-1232 Peak 4	4.17	4.15	4.19
PCB-1232 Peak 5	4.48	4.46	4.50
PCB-1262 Peak 1	5.97	5.95	5.99
PCB-1262 Peak 2	6.60	6.58	6.62
PCB-1262 Peak 3	6.82	6.80	6.84
PCB-1262 Peak 4	7.10	7.08	7.12
PCB-1262 Peak 5	7.38	7.36	7.40

FORM VII
PCBS CONTINUING CALIBRATION DATA

Lab Name: Eurofins TestAmerica, Canton Job No.: 240-124062-1

SDG No.:

Lab Sample ID: CCV 240-417104/5 Calibration Date: 12/24/2019 13:38

Instrument ID: A2HP11 Calib Start Date: 09/26/2019 13:50

GC Column: CLP-1 (0.53mm) ID: 0.53(mm) Calib End Date: 09/26/2019 15:03

Lab File ID: P11122405.D Conc. Units: ng/uL

ANALYTE	CURVE TYPE	AVE RRF	RRF	MIN RRF	CALC AMOUNT	SPIKE AMOUNT	%D	MAX %D
PCB-1242 Peak 1	Ave	0.0152	0.0146		0.481	0.500	-3.8	20.0
PCB-1242 Peak 2	Ave	0.0265	0.0250		0.472	0.500	-5.5	20.0
PCB-1242 Peak 3	Ave	0.0586	0.0627		0.535	0.500	7.0	20.0
PCB-1242 Peak 4	Ave	0.0271	0.0272		0.502	0.500	0.4	20.0
PCB-1242 Peak 5	Ave	0.0099	0.0103		0.522	0.500	4.5	20.0
PCB-1268 Peak 1	Ave	0.1715	0.1745		0.509	0.500	1.7	20.0
PCB-1268 Peak 2	Ave	0.1697	0.1748		0.515	0.500	3.0	20.0
PCB-1268 Peak 3	Ave	0.1500	0.1522		0.507	0.500	1.5	20.0
PCB-1268 Peak 4	Ave	0.0614	0.0621		0.506	0.500	1.2	20.0
PCB-1268 Peak 5	Ave	0.4930	0.5015		0.509	0.500	1.7	20.0

FORM VII
PCBS CONTINUING CALIBRATION RETENTION TIME SUMMARY

Lab Name: Eurofins TestAmerica, Canton Job No.: 240-124062-1

SDG No.:

Lab Sample ID: CCV 240-417104/5 Calibration Date: 12/24/2019 13:38

Instrument ID: A2HP11 Calib Start Date: 09/26/2019 13:50

GC Column: CLP-1 (0.53mm) ID: 0.53(mm) Calib End Date: 09/26/2019 15:03

Lab File ID: P11122405.D

Analyte	RT	RT WINDOW	
		FROM	TO
PCB-1242 Peak 1	2.77	2.75	2.79
PCB-1242 Peak 2	3.32	3.30	3.34
PCB-1242 Peak 3	3.99	3.97	4.01
PCB-1242 Peak 4	4.17	4.15	4.19
PCB-1242 Peak 5	4.48	4.46	4.50
PCB-1268 Peak 1	7.38	7.36	7.40
PCB-1268 Peak 2	7.41	7.39	7.43
PCB-1268 Peak 3	7.58	7.56	7.60
PCB-1268 Peak 4	7.89	7.87	7.91
PCB-1268 Peak 5	8.12	8.10	8.14

FORM VII
PCBS CONTINUING CALIBRATION DATA

Lab Name: Eurofins TestAmerica, Canton Job No.: 240-124062-1

SDG No.:

Lab Sample ID: CCV 240-417104/6 Calibration Date: 12/24/2019 13:53

Instrument ID: A2HP11 Calib Start Date: 09/26/2019 15:18

GC Column: CLP-1 (0.53mm) ID: 0.53(mm) Calib End Date: 09/26/2019 16:31

Lab File ID: P11122406.D Conc. Units: ng/uL

ANALYTE	CURVE TYPE	AVE RRF	RRF	MIN RRF	CALC AMOUNT	SPIKE AMOUNT	%D	MAX %D
PCB-1248 Peak 1	Ave	0.0151	0.0128		0.424	0.500	-15.1	20.0
PCB-1248 Peak 2	Ave	0.0396	0.0371		0.468	0.500	-6.4	20.0
PCB-1248 Peak 3	Ave	0.0307	0.0290		0.472	0.500	-5.7	20.0
PCB-1248 Peak 4	Ave	0.0198	0.0192		0.486	0.500	-2.8	20.0
PCB-1248 Peak 5	Ave	0.0132	0.0131		0.493	0.500	-1.5	20.0

FORM VII
PCBS CONTINUING CALIBRATION RETENTION TIME SUMMARY

Lab Name: Eurofins TestAmerica, Canton Job No.: 240-124062-1

SDG No.:

Lab Sample ID: CCV 240-417104/6 Calibration Date: 12/24/2019 13:53

Instrument ID: A2HP11 Calib Start Date: 09/26/2019 15:18

GC Column: CLP-1 (0.53mm) ID: 0.53(mm) Calib End Date: 09/26/2019 16:31

Lab File ID: P11122406.D

Analyte	RT	RT WINDOW	
		FROM	TO
PCB-1248 Peak 1	3.32	3.30	3.34
PCB-1248 Peak 2	4.68	4.66	4.70
PCB-1248 Peak 3	5.39	5.37	5.41
PCB-1248 Peak 4	5.79	5.77	5.81
PCB-1248 Peak 5	6.31	6.29	6.33

FORM VII
PCBS CONTINUING CALIBRATION DATA

Lab Name: Eurofins TestAmerica, Canton Job No.: 240-124062-1

SDG No.:

Lab Sample ID: CCV 240-417104/7 Calibration Date: 12/24/2019 14:08

Instrument ID: A2HP11 Calib Start Date: 09/26/2019 16:46

GC Column: CLP-1 (0.53mm) ID: 0.53(mm) Calib End Date: 09/26/2019 17:59

Lab File ID: P11122407.D Conc. Units: ng/uL

ANALYTE	CURVE TYPE	AVE RRF	RRF	MIN RRF	CALC AMOUNT	SPIKE AMOUNT	%D	MAX %D
PCB-1221 Peak 1	Ave	0.0096	0.0095		0.494	0.500	-1.2	20.0
PCB-1221 Peak 2	Ave	0.0066	0.0062		0.469	0.500	-6.2	20.0
PCB-1221 Peak 3	Ave	0.0241	0.0230		0.476	0.500	-4.8	20.0
PCB-1254 Peak 1	Ave	0.0454	0.0445		0.489	0.500	-2.1	20.0
PCB-1254 Peak 2	Ave	0.0640	0.0649		0.507	0.500	1.5	20.0
PCB-1254 Peak 3	Ave	0.0502	0.0540		0.538	0.500	7.6	20.0
PCB-1254 Peak 4	Ave	0.0420	0.0426		0.507	0.500	1.4	20.0
PCB-1254 Peak 5	Ave	0.0673	0.0673		0.500	0.500	-0.0	20.0

FORM VII
PCBS CONTINUING CALIBRATION RETENTION TIME SUMMARY

Lab Name: Eurofins TestAmerica, Canton Job No.: 240-124062-1

SDG No.:

Lab Sample ID: CCV 240-417104/7 Calibration Date: 12/24/2019 14:08

Instrument ID: A2HP11 Calib Start Date: 09/26/2019 16:46

GC Column: CLP-1 (0.53mm) ID: 0.53(mm) Calib End Date: 09/26/2019 17:59

Lab File ID: P11122407.D

Analyte	RT	RT WINDOW	
		FROM	TO
PCB-1221 Peak 1	2.51	2.50	2.53
PCB-1221 Peak 2	2.71	2.69	2.73
PCB-1221 Peak 3	2.77	2.75	2.78
PCB-1254 Peak 1	5.39	5.38	5.41
PCB-1254 Peak 2	5.79	5.77	5.81
PCB-1254 Peak 3	6.06	6.04	6.08
PCB-1254 Peak 4	6.24	6.22	6.26
PCB-1254 Peak 5	6.49	6.47	6.51

FORM VII
PCBS CONTINUING CALIBRATION DATA

Lab Name: Eurofins TestAmerica, Canton Job No.: 240-124062-1

SDG No.:

Lab Sample ID: ICV 240-401912/34 Calibration Date: 09/23/2019 23:36

Instrument ID: A2HP12 Calib Start Date: 09/23/2019 19:21

GC Column: CLP-1 (0.53mm) ID: 0.53(mm) Calib End Date: 09/23/2019 21:07

Lab File ID: P12092334.D Conc. Units: ng/uL

ANALYTE	CURVE TYPE	AVE RRF	RRF	MIN RRF	CALC AMOUNT	SPIKE AMOUNT	%D	MAX %D
PCB-1221 Peak 1	Ave	0.0090	0.0103		0.575	0.500	15.1	
PCB-1221 Peak 2	Ave	0.0058	0.0066		0.566	0.500	13.2	
PCB-1221 Peak 3	Ave	0.0222	0.0250		0.562	0.500	12.4	

FORM VII
PCBS CONTINUING CALIBRATION RETENTION TIME SUMMARY

Lab Name: Eurofins TestAmerica, Canton Job No.: 240-124062-1

SDG No.:

Lab Sample ID: ICV 240-401912/34 Calibration Date: 09/23/2019 23:36

Instrument ID: A2HP12 Calib Start Date: 09/23/2019 19:21

GC Column: CLP-1 (0.53mm) ID: 0.53(mm) Calib End Date: 09/23/2019 21:07

Lab File ID: P12092334.D

Analyte	RT	RT WINDOW	
		FROM	TO
PCB-1221 Peak 1	4.61	4.60	4.63
PCB-1221 Peak 2	4.86	4.85	4.88
PCB-1221 Peak 3	4.93	4.91	4.95

FORM VII
PCBS CONTINUING CALIBRATION DATA

Lab Name: Eurofins TestAmerica, Canton Job No.: 240-124062-1

SDG No.:

Lab Sample ID: ICV 240-401912/34 Calibration Date: 09/23/2019 23:36

Instrument ID: A2HP12 Calib Start Date: 09/23/2019 19:21

GC Column: CLP-2 (0.53mm) ID: 0.53(mm) Calib End Date: 09/23/2019 21:07

Lab File ID: P12092334.D Conc. Units: ng/uL

ANALYTE	CURVE TYPE	AVE RRF	RRF	MIN RRF	CALC AMOUNT	SPIKE AMOUNT	%D	MAX %D
PCB-1221 Peak 1	Ave	0.0112	0.0121		0.540	0.500	8.0	
PCB-1221 Peak 2	Ave	0.0068	0.0077		0.567	0.500	13.3	
PCB-1221 Peak 3	Ave	0.0243	0.0279		0.573	0.500	14.6	

FORM VII
PCBS CONTINUING CALIBRATION RETENTION TIME SUMMARY

Lab Name: Eurofins TestAmerica, Canton Job No.: 240-124062-1

SDG No.:

Lab Sample ID: ICV 240-401912/34 Calibration Date: 09/23/2019 23:36

Instrument ID: A2HP12 Calib Start Date: 09/23/2019 19:21

GC Column: CLP-2 (0.53mm) ID: 0.53(mm) Calib End Date: 09/23/2019 21:07

Lab File ID: P12092334.D

Analyte	RT	RT WINDOW	
		FROM	TO
PCB-1221 Peak 1	5.59	5.58	5.61
PCB-1221 Peak 2	5.82	5.80	5.84
PCB-1221 Peak 3	5.91	5.89	5.93

FORM VII
PCBS CONTINUING CALIBRATION DATA

Lab Name: Eurofins TestAmerica, Canton Job No.: 240-124062-1

SDG No.:

Lab Sample ID: ICV 240-401912/35 Calibration Date: 09/23/2019 23:57

Instrument ID: A2HP12 Calib Start Date: 09/23/2019 12:57

GC Column: CLP-1 (0.53mm) ID: 0.53(mm) Calib End Date: 09/23/2019 14:44

Lab File ID: P12092335.D Conc. Units: ng/uL

ANALYTE	CURVE TYPE	AVE RRF	RRF	MIN RRF	CALC AMOUNT	SPIKE AMOUNT	%D	MAX %D
PCB-1232 Peak 1	Ave	0.0193	0.0186		0.482	0.500	-3.5	
PCB-1232 Peak 2	Ave	0.0117	0.0126		0.538	0.500	7.6	
PCB-1232 Peak 3	Ave	0.0320	0.0334		0.522	0.500	4.3	
PCB-1232 Peak 4	Ave	0.0134	0.0144		0.538	0.500	7.6	
PCB-1232 Peak 5	Ave	0.0127	0.0135		0.531	0.500	6.3	

FORM VII
PCBS CONTINUING CALIBRATION RETENTION TIME SUMMARY

Lab Name: Eurofins TestAmerica, Canton Job No.: 240-124062-1

SDG No.:

Lab Sample ID: ICV 240-401912/35 Calibration Date: 09/23/2019 23:57

Instrument ID: A2HP12 Calib Start Date: 09/23/2019 12:57

GC Column: CLP-1 (0.53mm) ID: 0.53(mm) Calib End Date: 09/23/2019 14:44

Lab File ID: P12092335.D

Analyte	RT	RT WINDOW	
		FROM	TO
PCB-1232 Peak 1	4.93	4.91	4.95
PCB-1232 Peak 2	5.50	5.48	5.52
PCB-1232 Peak 3	6.18	6.16	6.20
PCB-1232 Peak 4	6.37	6.35	6.39
PCB-1232 Peak 5	6.93	6.91	6.95

FORM VII
PCBS CONTINUING CALIBRATION DATA

Lab Name: Eurofins TestAmerica, Canton Job No.: 240-124062-1

SDG No.:

Lab Sample ID: ICV 240-401912/35 Calibration Date: 09/23/2019 23:57

Instrument ID: A2HP12 Calib Start Date: 09/23/2019 12:57

GC Column: CLP-2 (0.53mm) ID: 0.53(mm) Calib End Date: 09/23/2019 14:44

Lab File ID: P12092335.D Conc. Units: ng/uL

ANALYTE	CURVE TYPE	AVE RRF	RRF	MIN RRF	CALC AMOUNT	SPIKE AMOUNT	%D	MAX %D
PCB-1232 Peak 1	Ave	0.0216	0.0207		0.480	0.500	-4.0	
PCB-1232 Peak 2	Ave	0.0174	0.0175		0.503	0.500	0.5	
PCB-1232 Peak 3	Ave	0.0353	0.0366		0.519	0.500	3.9	
PCB-1232 Peak 4	Ave	0.0147	0.0155		0.527	0.500	5.3	
PCB-1232 Peak 5	Ave	0.0073	0.0074		0.505	0.500	0.9	

FORM VII
PCBS CONTINUING CALIBRATION RETENTION TIME SUMMARY

Lab Name: Eurofins TestAmerica, Canton Job No.: 240-124062-1

SDG No.:

Lab Sample ID: ICV 240-401912/35 Calibration Date: 09/23/2019 23:57

Instrument ID: A2HP12 Calib Start Date: 09/23/2019 12:57

GC Column: CLP-2 (0.53mm) ID: 0.53(mm) Calib End Date: 09/23/2019 14:44

Lab File ID: P12092335.D

Analyte	RT	RT WINDOW	
		FROM	TO
PCB-1232 Peak 1	5.91	5.89	5.93
PCB-1232 Peak 2	6.53	6.51	6.55
PCB-1232 Peak 3	7.17	7.15	7.19
PCB-1232 Peak 4	7.35	7.33	7.37
PCB-1232 Peak 5	7.68	7.66	7.70

FORM VII
PCBS CONTINUING CALIBRATION DATA

Lab Name: Eurofins TestAmerica, Canton Job No.: 240-124062-1

SDG No.:

Lab Sample ID: ICV 240-401912/36 Calibration Date: 09/24/2019 00:18

Instrument ID: A2HP12 Calib Start Date: 09/23/2019 15:05

GC Column: CLP-1 (0.53mm) ID: 0.53(mm) Calib End Date: 09/23/2019 16:52

Lab File ID: P12092336.D Conc. Units: ng/uL

ANALYTE	CURVE TYPE	AVE RRF	RRF	MIN RRF	CALC AMOUNT	SPIKE AMOUNT	%D	MAX %D
PCB-1242 Peak 1	Ave	0.0130	0.0127		0.487	0.500	-2.6	
PCB-1242 Peak 2	Ave	0.0198	0.0225		0.567	0.500	13.4	
PCB-1242 Peak 3	Ave	0.0559	0.0554		0.496	0.500	-0.8	
PCB-1242 Peak 4	Ave	0.0237	0.0236		0.498	0.500	-0.3	
PCB-1242 Peak 5	Ave	0.0242	0.0243		0.502	0.500	0.4	

FORM VII
PCBS CONTINUING CALIBRATION RETENTION TIME SUMMARY

Lab Name: Eurofins TestAmerica, Canton Job No.: 240-124062-1

SDG No.:

Lab Sample ID: ICV 240-401912/36 Calibration Date: 09/24/2019 00:18

Instrument ID: A2HP12 Calib Start Date: 09/23/2019 15:05

GC Column: CLP-1 (0.53mm) ID: 0.53(mm) Calib End Date: 09/23/2019 16:52

Lab File ID: P12092336.D

Analyte	RT	RT WINDOW	
		FROM	TO
PCB-1242 Peak 1	4.93	4.91	4.95
PCB-1242 Peak 2	5.50	5.48	5.52
PCB-1242 Peak 3	6.18	6.16	6.20
PCB-1242 Peak 4	6.37	6.35	6.39
PCB-1242 Peak 5	6.93	6.91	6.95

FORM VII
PCBS CONTINUING CALIBRATION DATA

Lab Name: Eurofins TestAmerica, Canton Job No.: 240-124062-1

SDG No.:

Lab Sample ID: ICV 240-401912/36 Calibration Date: 09/24/2019 00:18

Instrument ID: A2HP12 Calib Start Date: 09/23/2019 15:05

GC Column: CLP-2 (0.53mm) ID: 0.53(mm) Calib End Date: 09/23/2019 16:52

Lab File ID: P12092336.D Conc. Units: ng/uL

ANALYTE	CURVE TYPE	AVE RRF	RRF	MIN RRF	CALC AMOUNT	SPIKE AMOUNT	%D	MAX %D
PCB-1242 Peak 1	Ave	0.0145	0.0142		0.488	0.500	-2.4	
PCB-1242 Peak 2	Ave	0.0277	0.0271		0.489	0.500	-2.2	
PCB-1242 Peak 3	Ave	0.0601	0.0595		0.495	0.500	-0.9	
PCB-1242 Peak 4	Ave	0.0243	0.0243		0.501	0.500	0.1	
PCB-1242 Peak 5	Ave	0.0138	0.0138		0.500	0.500	0.0	

FORM VII
PCBS CONTINUING CALIBRATION RETENTION TIME SUMMARY

Lab Name: Eurofins TestAmerica, Canton Job No.: 240-124062-1

SDG No.:

Lab Sample ID: ICV 240-401912/36 Calibration Date: 09/24/2019 00:18

Instrument ID: A2HP12 Calib Start Date: 09/23/2019 15:05

GC Column: CLP-2 (0.53mm) ID: 0.53(mm) Calib End Date: 09/23/2019 16:52

Lab File ID: P12092336.D

Analyte	RT	RT WINDOW	
		FROM	TO
PCB-1242 Peak 1	5.91	5.89	5.93
PCB-1242 Peak 2	6.53	6.51	6.55
PCB-1242 Peak 3	7.17	7.15	7.19
PCB-1242 Peak 4	7.35	7.33	7.37
PCB-1242 Peak 5	7.68	7.66	7.70

FORM VII
PCBS CONTINUING CALIBRATION DATA

Lab Name: Eurofins TestAmerica, Canton Job No.: 240-124062-1

SDG No.:

Lab Sample ID: ICV 240-401912/37 Calibration Date: 09/24/2019 00:40

Instrument ID: A2HP12 Calib Start Date: 09/23/2019 17:13

GC Column: CLP-1 (0.53mm) ID: 0.53(mm) Calib End Date: 09/23/2019 18:59

Lab File ID: P12092337.D Conc. Units: ng/uL

ANALYTE	CURVE TYPE	AVE RRF	RRF	MIN RRF	CALC AMOUNT	SPIKE AMOUNT	%D	MAX %D
PCB-1248 Peak 1	Ave	0.0106	0.0118		0.560	0.500	12.0	
PCB-1248 Peak 2	Ave	0.0376	0.0421		0.559	0.500	11.8	
PCB-1248 Peak 3	Ave	0.0349	0.0397		0.568	0.500	13.7	
PCB-1248 Peak 4	Ave	0.0287	0.0329		0.573	0.500	14.7	
PCB-1248 Peak 5	Ave	0.0185	0.0197		0.533	0.500	6.7	

FORM VII
PCBS CONTINUING CALIBRATION RETENTION TIME SUMMARY

Lab Name: Eurofins TestAmerica, Canton Job No.: 240-124062-1

SDG No.:

Lab Sample ID: ICV 240-401912/37 Calibration Date: 09/24/2019 00:40

Instrument ID: A2HP12 Calib Start Date: 09/23/2019 17:13

GC Column: CLP-1 (0.53mm) ID: 0.53(mm) Calib End Date: 09/23/2019 18:59

Lab File ID: P12092337.D

Analyte	RT	RT WINDOW	
		FROM	TO
PCB-1248 Peak 1	5.50	5.48	5.52
PCB-1248 Peak 2	6.93	6.91	6.95
PCB-1248 Peak 3	7.48	7.46	7.50
PCB-1248 Peak 4	7.76	7.74	7.78
PCB-1248 Peak 5	8.25	8.23	8.27

FORM VII
PCBS CONTINUING CALIBRATION DATA

Lab Name: Eurofins TestAmerica, Canton Job No.: 240-124062-1

SDG No.:

Lab Sample ID: ICV 240-401912/37 Calibration Date: 09/24/2019 00:40

Instrument ID: A2HP12 Calib Start Date: 09/23/2019 17:13

GC Column: CLP-2 (0.53mm) ID: 0.53(mm) Calib End Date: 09/23/2019 18:59

Lab File ID: P12092337.D Conc. Units: ng/uL

ANALYTE	CURVE TYPE	AVE RRF	RRF	MIN RRF	CALC AMOUNT	SPIKE AMOUNT	%D	MAX %D
PCB-1248 Peak 1	Ave	0.0151	0.0155		0.513	0.500	2.6	
PCB-1248 Peak 2	Ave	0.0401	0.0500		0.624	0.500	24.7	
PCB-1248 Peak 3	Ave	0.0348	0.0413		0.593	0.500	18.7	
PCB-1248 Peak 4	Ave	0.0398	0.0483		0.606	0.500	21.2	
PCB-1248 Peak 5	Lin1		0.0225		0.559	0.500	11.7	

FORM VII
PCBS CONTINUING CALIBRATION RETENTION TIME SUMMARY

Lab Name: Eurofins TestAmerica, Canton Job No.: 240-124062-1

SDG No.:

Lab Sample ID: ICV 240-401912/37 Calibration Date: 09/24/2019 00:40

Instrument ID: A2HP12 Calib Start Date: 09/23/2019 17:13

GC Column: CLP-2 (0.53mm) ID: 0.53(mm) Calib End Date: 09/23/2019 18:59

Lab File ID: P12092337.D

Analyte	RT	RT WINDOW	
		FROM	TO
PCB-1248 Peak 1	6.53	6.51	6.55
PCB-1248 Peak 2	7.16	7.14	7.18
PCB-1248 Peak 3	8.12	8.10	8.14
PCB-1248 Peak 4	8.50	8.48	8.52
PCB-1248 Peak 5	9.29	9.27	9.31

FORM VII
PCBS CONTINUING CALIBRATION DATA

Lab Name: Eurofins TestAmerica, Canton Job No.: 240-124062-1

SDG No.:

Lab Sample ID: ICV 240-401912/38 Calibration Date: 09/24/2019 01:01

Instrument ID: A2HP12 Calib Start Date: 09/23/2019 19:21

GC Column: CLP-1 (0.53mm) ID: 0.53(mm) Calib End Date: 09/23/2019 21:07

Lab File ID: P12092338.D Conc. Units: ng/uL

ANALYTE	CURVE TYPE	AVE RRF	RRF	MIN RRF	CALC AMOUNT	SPIKE AMOUNT	%D	MAX %D
PCB-1254 Peak 1	Ave	0.0289	0.0262		0.454	0.500	-9.2	
PCB-1254 Peak 2	Ave	0.0594	0.0545		0.458	0.500	-8.3	
PCB-1254 Peak 3	Ave	0.0443	0.0420		0.474	0.500	-5.3	
PCB-1254 Peak 4	Ave	0.0402	0.0387		0.481	0.500	-3.7	
PCB-1254 Peak 5	Ave	0.0622	0.0613		0.493	0.500	-1.4	

FORM VII
PCBS CONTINUING CALIBRATION RETENTION TIME SUMMARY

Lab Name: Eurofins TestAmerica, Canton Job No.: 240-124062-1

SDG No.:

Lab Sample ID: ICV 240-401912/38 Calibration Date: 09/24/2019 01:01

Instrument ID: A2HP12 Calib Start Date: 09/23/2019 19:21

GC Column: CLP-1 (0.53mm) ID: 0.53(mm) Calib End Date: 09/23/2019 21:07

Lab File ID: P12092338.D

Analyte	RT	RT WINDOW	
		FROM	TO
PCB-1254 Peak 1	7.43	7.41	7.45
PCB-1254 Peak 2	8.25	8.23	8.27
PCB-1254 Peak 3	8.58	8.56	8.60
PCB-1254 Peak 4	8.81	8.79	8.83
PCB-1254 Peak 5	9.14	9.12	9.16

FORM VII
PCBS CONTINUING CALIBRATION DATA

Lab Name: Eurofins TestAmerica, Canton Job No.: 240-124062-1

SDG No.:

Lab Sample ID: ICV 240-401912/38 Calibration Date: 09/24/2019 01:01

Instrument ID: A2HP12 Calib Start Date: 09/23/2019 19:21

GC Column: CLP-2 (0.53mm) ID: 0.53(mm) Calib End Date: 09/23/2019 21:07

Lab File ID: P12092338.D Conc. Units: ng/uL

ANALYTE	CURVE TYPE	AVE RRF	RRF	MIN RRF	CALC AMOUNT	SPIKE AMOUNT	%D	MAX %D
PCB-1254 Peak 1	Ave	0.0362	0.0319		0.440	0.500	-11.9	
PCB-1254 Peak 2	Ave	0.0421	0.0379		0.450	0.500	-9.9	
PCB-1254 Peak 3	Ave	0.0593	0.0538		0.453	0.500	-9.3	
PCB-1254 Peak 4	Ave	0.0441	0.0403		0.456	0.500	-8.7	
PCB-1254 Peak 5	Ave	0.0612	0.0571		0.466	0.500	-6.7	

FORM VII
PCBS CONTINUING CALIBRATION RETENTION TIME SUMMARY

Lab Name: Eurofins TestAmerica, Canton Job No.: 240-124062-1

SDG No.:

Lab Sample ID: ICV 240-401912/38 Calibration Date: 09/24/2019 01:01

Instrument ID: A2HP12 Calib Start Date: 09/23/2019 19:21

GC Column: CLP-2 (0.53mm) ID: 0.53(mm) Calib End Date: 09/23/2019 21:07

Lab File ID: P12092338.D

Analyte	RT	RT WINDOW	
		FROM	TO
PCB-1254 Peak 1	8.49	8.48	8.51
PCB-1254 Peak 2	8.74	8.72	8.76
PCB-1254 Peak 3	9.29	9.27	9.31
PCB-1254 Peak 4	9.56	9.55	9.59
PCB-1254 Peak 5	10.20	10.18	10.22

FORM VII
PCBS CONTINUING CALIBRATION DATA

Lab Name: Eurofins TestAmerica, Canton Job No.: 240-124062-1

SDG No.:

Lab Sample ID: ICV 240-401912/39 Calibration Date: 09/24/2019 01:22

Instrument ID: A2HP12 Calib Start Date: 09/23/2019 21:28

GC Column: CLP-1 (0.53mm) ID: 0.53(mm) Calib End Date: 09/23/2019 23:14

Lab File ID: P12092339.D Conc. Units: ng/uL

ANALYTE	CURVE TYPE	AVE RRF	RRF	MIN RRF	CALC AMOUNT	SPIKE AMOUNT	%D	MAX %D
PCB-1016 Peak 1	Ave	0.0154	0.0150		0.487	0.500	-2.6	
PCB-1016 Peak 2	Ave	0.0255	0.0255		0.501	0.500	0.1	
PCB-1016 Peak 3	Ave	0.0690	0.0702		0.509	0.500	1.7	
PCB-1016 Peak 4	Ave	0.0293	0.0298		0.509	0.500	1.8	
PCB-1016 Peak 5	Ave	0.0116	0.0115		0.496	0.500	-0.8	
PCB-1260 Peak 1	Ave	0.0391	0.0420		0.537	0.500	7.4	
PCB-1260 Peak 2	Ave	0.0633	0.0703		0.555	0.500	11.0	
PCB-1260 Peak 3	Ave	0.0720	0.0816		0.567	0.500	13.3	
PCB-1260 Peak 4	Ave	0.1024	0.0948		0.463	0.500	-7.4	
PCB-1260 Peak 5	Ave	0.0523	0.0528		0.505	0.500	0.9	

FORM VII
PCBS CONTINUING CALIBRATION RETENTION TIME SUMMARY

Lab Name: Eurofins TestAmerica, Canton Job No.: 240-124062-1

SDG No.:

Lab Sample ID: ICV 240-401912/39 Calibration Date: 09/24/2019 01:22

Instrument ID: A2HP12 Calib Start Date: 09/23/2019 21:28

GC Column: CLP-1 (0.53mm) ID: 0.53(mm) Calib End Date: 09/23/2019 23:14

Lab File ID: P12092339.D

Analyte	RT	RT WINDOW	
		FROM	TO
PCB-1016 Peak 1	4.93	4.91	4.95
PCB-1016 Peak 2	5.50	5.48	5.52
PCB-1016 Peak 3	6.18	6.16	6.20
PCB-1016 Peak 4	6.37	6.35	6.39
PCB-1016 Peak 5	6.71	6.69	6.73
PCB-1260 Peak 1	8.47	8.46	8.49
PCB-1260 Peak 2	8.81	8.79	8.83
PCB-1260 Peak 3	9.14	9.12	9.16
PCB-1260 Peak 4	9.93	9.91	9.95
PCB-1260 Peak 5	10.25	10.24	10.27

FORM VII
PCBS CONTINUING CALIBRATION DATA

Lab Name: Eurofins TestAmerica, Canton Job No.: 240-124062-1

SDG No.:

Lab Sample ID: ICV 240-401912/39 Calibration Date: 09/24/2019 01:22

Instrument ID: A2HP12 Calib Start Date: 09/23/2019 21:28

GC Column: CLP-2 (0.53mm) ID: 0.53(mm) Calib End Date: 09/23/2019 23:14

Lab File ID: P12092339.D Conc. Units: ng/uL

ANALYTE	CURVE TYPE	AVE RRF	RRF	MIN RRF	CALC AMOUNT	SPIKE AMOUNT	%D	MAX %D
PCB-1016 Peak 1	Ave	0.0168	0.0169		0.501	0.500	0.3	
PCB-1016 Peak 2	Ave	0.0338	0.0334		0.494	0.500	-1.2	
PCB-1016 Peak 3	Ave	0.0744	0.0743		0.499	0.500	-0.1	
PCB-1016 Peak 4	Ave	0.0300	0.0295		0.491	0.500	-1.7	
PCB-1016 Peak 5	Ave	0.0172	0.0167		0.485	0.500	-3.0	
PCB-1260 Peak 1	Ave	0.0448	0.0461		0.514	0.500	2.8	
PCB-1260 Peak 2	Ave	0.0493	0.0521		0.528	0.500	5.6	
PCB-1260 Peak 3	Ave	0.0703	0.0760		0.540	0.500	8.0	
PCB-1260 Peak 4	Ave	0.0992	0.0922		0.465	0.500	-7.1	
PCB-1260 Peak 5	Ave	0.0702	0.0654		0.466	0.500	-6.9	

FORM VII
PCBS CONTINUING CALIBRATION RETENTION TIME SUMMARY

Lab Name: Eurofins TestAmerica, Canton Job No.: 240-124062-1

SDG No.:

Lab Sample ID: ICV 240-401912/39 Calibration Date: 09/24/2019 01:22

Instrument ID: A2HP12 Calib Start Date: 09/23/2019 21:28

GC Column: CLP-2 (0.53mm) ID: 0.53(mm) Calib End Date: 09/23/2019 23:14

Lab File ID: P12092339.D

Analyte	RT	RT WINDOW	
		FROM	TO
PCB-1016 Peak 1	5.91	5.89	5.93
PCB-1016 Peak 2	6.53	6.51	6.55
PCB-1016 Peak 3	7.17	7.15	7.18
PCB-1016 Peak 4	7.35	7.33	7.36
PCB-1016 Peak 5	7.68	7.66	7.70
PCB-1260 Peak 1	9.52	9.51	9.54
PCB-1260 Peak 2	9.78	9.76	9.80
PCB-1260 Peak 3	10.19	10.18	10.22
PCB-1260 Peak 4	10.93	10.92	10.95
PCB-1260 Peak 5	11.31	11.29	11.33

FORM VII
PCBS CONTINUING CALIBRATION DATA

Lab Name: Eurofins TestAmerica, Canton Job No.: 240-124062-1

SDG No.:

Lab Sample ID: ICV 240-401912/40 Calibration Date: 09/24/2019 01:43

Instrument ID: A2HP12 Calib Start Date: 09/23/2019 12:57

GC Column: CLP-1 (0.53mm) ID: 0.53(mm) Calib End Date: 09/23/2019 14:44

Lab File ID: P12092340.D Conc. Units: ng/uL

ANALYTE	CURVE TYPE	AVE RRF	RRF	MIN RRF	CALC AMOUNT	SPIKE AMOUNT	%D	MAX %D
PCB-1262 Peak 1	Ave	0.0500	0.0524		0.524	0.500	4.9	
PCB-1262 Peak 2	Ave	0.0636	0.0671		0.528	0.500	5.6	
PCB-1262 Peak 3	Ave	0.0596	0.0633		0.531	0.500	6.2	
PCB-1262 Peak 4	Ave	0.1294	0.1376		0.532	0.500	6.3	
PCB-1262 Peak 5	Ave	0.0522	0.0541		0.518	0.500	3.6	

FORM VII
PCBS CONTINUING CALIBRATION RETENTION TIME SUMMARY

Lab Name: Eurofins TestAmerica, Canton Job No.: 240-124062-1

SDG No.:

Lab Sample ID: ICV 240-401912/40 Calibration Date: 09/24/2019 01:43

Instrument ID: A2HP12 Calib Start Date: 09/23/2019 12:57

GC Column: CLP-1 (0.53mm) ID: 0.53(mm) Calib End Date: 09/23/2019 14:44

Lab File ID: P12092340.D

Analyte	RT	RT WINDOW	
		FROM	TO
PCB-1262 Peak 1	8.81	8.79	8.83
PCB-1262 Peak 2	9.28	9.26	9.30
PCB-1262 Peak 3	9.56	9.55	9.58
PCB-1262 Peak 4	9.93	9.91	9.95
PCB-1262 Peak 5	10.30	10.29	10.32

FORM VII
PCBS CONTINUING CALIBRATION DATA

Lab Name: Eurofins TestAmerica, Canton Job No.: 240-124062-1

SDG No.:

Lab Sample ID: ICV 240-401912/40 Calibration Date: 09/24/2019 01:43

Instrument ID: A2HP12 Calib Start Date: 09/23/2019 12:57

GC Column: CLP-2 (0.53mm) ID: 0.53(mm) Calib End Date: 09/23/2019 14:44

Lab File ID: P12092340.D Conc. Units: ng/uL

ANALYTE	CURVE TYPE	AVE RRF	RRF	MIN RRF	CALC AMOUNT	SPIKE AMOUNT	%D	MAX %D
PCB-1262 Peak 1	Ave	0.0430	0.0453		0.528	0.500	5.5	
PCB-1262 Peak 2	Ave	0.0623	0.0661		0.531	0.500	6.1	
PCB-1262 Peak 3	Ave	0.0563	0.0585		0.519	0.500	3.9	
PCB-1262 Peak 4	Ave	0.1225	0.1312		0.536	0.500	7.1	
PCB-1262 Peak 5	Ave	0.0879	0.0941		0.535	0.500	7.0	

FORM VII
PCBS CONTINUING CALIBRATION RETENTION TIME SUMMARY

Lab Name: Eurofins TestAmerica, Canton Job No.: 240-124062-1

SDG No.:

Lab Sample ID: ICV 240-401912/40 Calibration Date: 09/24/2019 01:43

Instrument ID: A2HP12 Calib Start Date: 09/23/2019 12:57

GC Column: CLP-2 (0.53mm) ID: 0.53(mm) Calib End Date: 09/23/2019 14:44

Lab File ID: P12092340.D

Analyte	RT	RT WINDOW	
		FROM	TO
PCB-1262 Peak 1	9.78	9.77	9.80
PCB-1262 Peak 2	10.31	10.29	10.33
PCB-1262 Peak 3	10.65	10.64	10.67
PCB-1262 Peak 4	10.93	10.92	10.96
PCB-1262 Peak 5	11.31	11.29	11.33

FORM VII
PCBS CONTINUING CALIBRATION DATA

Lab Name: Eurofins TestAmerica, Canton Job No.: 240-124062-1

SDG No.:

Lab Sample ID: ICV 240-401912/41 Calibration Date: 09/24/2019 02:05

Instrument ID: A2HP12 Calib Start Date: 09/23/2019 15:05

GC Column: CLP-1 (0.53mm) ID: 0.53(mm) Calib End Date: 09/23/2019 16:52

Lab File ID: P12092341.D Conc. Units: ng/uL

ANALYTE	CURVE TYPE	AVE RRF	RRF	MIN RRF	CALC AMOUNT	SPIKE AMOUNT	%D	MAX %D
PCB-1268 Peak 1	Ave	0.1455	0.1804		0.620	0.500	24.0	
PCB-1268 Peak 2	Ave	0.1426	0.1974		0.692	0.500	38.4	
PCB-1268 Peak 3	Ave	0.1228	0.1344		0.547	0.500	9.5	
PCB-1268 Peak 4	Ave	0.0533	0.0639		0.599	0.500	19.9	
PCB-1268 Peak 5	Ave	0.4064	0.4236		0.521	0.500	4.2	

FORM VII
PCBS CONTINUING CALIBRATION RETENTION TIME SUMMARY

Lab Name: Eurofins TestAmerica, Canton Job No.: 240-124062-1

SDG No.:

Lab Sample ID: ICV 240-401912/41 Calibration Date: 09/24/2019 02:05

Instrument ID: A2HP12 Calib Start Date: 09/23/2019 15:05

GC Column: CLP-1 (0.53mm) ID: 0.53(mm) Calib End Date: 09/23/2019 16:52

Lab File ID: P12092341.D

Analyte	RT	RT WINDOW	
		FROM	TO
PCB-1268 Peak 1	10.30	10.29	10.32
PCB-1268 Peak 2	10.35	10.33	10.37
PCB-1268 Peak 3	10.57	10.55	10.59
PCB-1268 Peak 4	10.97	10.95	10.99
PCB-1268 Peak 5	11.26	11.24	11.28

FORM VII
PCBS CONTINUING CALIBRATION DATA

Lab Name: Eurofins TestAmerica, Canton Job No.: 240-124062-1

SDG No.:

Lab Sample ID: ICV 240-401912/41 Calibration Date: 09/24/2019 02:05

Instrument ID: A2HP12 Calib Start Date: 09/23/2019 15:05

GC Column: CLP-2 (0.53mm) ID: 0.53(mm) Calib End Date: 09/23/2019 16:52

Lab File ID: P12092341.D Conc. Units: ng/uL

ANALYTE	CURVE TYPE	AVE RRF	RRF	MIN RRF	CALC AMOUNT	SPIKE AMOUNT	%D	MAX %D
PCB-1268 Peak 1	Ave	0.1380	0.1754		0.636	0.500	27.1	
PCB-1268 Peak 2	Ave	0.1371	0.1936		0.706	0.500	41.2	
PCB-1268 Peak 3	Ave	0.1173	0.1325		0.565	0.500	12.9	
PCB-1268 Peak 4	Ave	0.0496	0.0634		0.639	0.500	27.7	
PCB-1268 Peak 5	Ave	0.3712	0.3965		0.534	0.500	6.8	

FORM VII
PCBS CONTINUING CALIBRATION RETENTION TIME SUMMARY

Lab Name: Eurofins TestAmerica, Canton Job No.: 240-124062-1

SDG No.:

Lab Sample ID: ICV 240-401912/41 Calibration Date: 09/24/2019 02:05

Instrument ID: A2HP12 Calib Start Date: 09/23/2019 15:05

GC Column: CLP-2 (0.53mm) ID: 0.53(mm) Calib End Date: 09/23/2019 16:52

Lab File ID: P12092341.D

Analyte	RT	RT WINDOW	
		FROM	TO
PCB-1268 Peak 1	11.31	11.29	11.33
PCB-1268 Peak 2	11.35	11.34	11.37
PCB-1268 Peak 3	11.60	11.59	11.63
PCB-1268 Peak 4	11.88	11.86	11.90
PCB-1268 Peak 5	12.18	12.16	12.20

FORM VII
PCBS CONTINUING CALIBRATION DATA

Lab Name: Eurofins TestAmerica, Canton Job No.: 240-124062-1

SDG No.:

Lab Sample ID: CCV 240-417350/3 Calibration Date: 12/27/2019 07:49

Instrument ID: A2HP12 Calib Start Date: 09/23/2019 21:28

GC Column: CLP-1 (0.53mm) ID: 0.53(mm) Calib End Date: 09/23/2019 23:14

Lab File ID: P12122703.D Conc. Units: ng/uL

ANALYTE	CURVE TYPE	AVE RRF	RRF	MIN RRF	CALC AMOUNT	SPIKE AMOUNT	%D	MAX %D
PCB-1016 Peak 1	Ave	0.0154	0.0155		0.503	0.500	0.5	
PCB-1016 Peak 2	Ave	0.0255	0.0280		0.550	0.500	9.9	
PCB-1016 Peak 3	Ave	0.0690	0.0645		0.468	0.500	-6.4	
PCB-1016 Peak 4	Ave	0.0293	0.0276		0.472	0.500	-5.6	
PCB-1016 Peak 5	Ave	0.0116	0.0120		0.515	0.500	3.1	
PCB-1260 Peak 1	Ave	0.0391	0.0368		0.472	0.500	-5.7	
PCB-1260 Peak 2	Ave	0.0633	0.0687		0.543	0.500	8.5	
PCB-1260 Peak 3	Ave	0.0720	0.0674		0.468	0.500	-6.4	
PCB-1260 Peak 4	Ave	0.1024	0.1052		0.513	0.500	2.7	
PCB-1260 Peak 5	Ave	0.0523	0.0475		0.454	0.500	-9.2	
Tetrachloro-m-xylene	Lin1		0.9325		0.0252	0.0250	0.8	
DCB Decachlorobiphenyl	Lin1		0.9338		0.0251	0.0250	0.4	

FORM VII
PCBS CONTINUING CALIBRATION RETENTION TIME SUMMARY

Lab Name: Eurofins TestAmerica, Canton Job No.: 240-124062-1

SDG No.:

Lab Sample ID: CCV 240-417350/3 Calibration Date: 12/27/2019 07:49

Instrument ID: A2HP12 Calib Start Date: 09/23/2019 21:28

GC Column: CLP-1 (0.53mm) ID: 0.53(mm) Calib End Date: 09/23/2019 23:14

Lab File ID: P12122703.D

Analyte	RT	RT WINDOW	
		FROM	TO
PCB-1016 Peak 1	4.84	4.82	4.86
PCB-1016 Peak 2	5.42	5.40	5.43
PCB-1016 Peak 3	6.10	6.08	6.11
PCB-1016 Peak 4	6.28	6.26	6.30
PCB-1016 Peak 5	6.62	6.61	6.64
PCB-1260 Peak 1	8.39	8.37	8.40
PCB-1260 Peak 2	8.72	8.70	8.74
PCB-1260 Peak 3	9.05	9.03	9.07
PCB-1260 Peak 4	9.84	9.82	9.86
PCB-1260 Peak 5	10.16	10.14	10.18
Tetrachloro-m-xylene	4.15	4.13	4.17
DCB Decachlorobiphenyl	11.37	11.35	11.38

FORM VII
PCBS CONTINUING CALIBRATION DATA

Lab Name: Eurofins TestAmerica, Canton Job No.: 240-124062-1

SDG No.:

Lab Sample ID: CCV 240-417350/4 Calibration Date: 12/27/2019 08:10

Instrument ID: A2HP12 Calib Start Date: 09/23/2019 12:57

GC Column: CLP-1 (0.53mm) ID: 0.53(mm) Calib End Date: 09/23/2019 14:44

Lab File ID: P12122704.D Conc. Units: ng/uL

ANALYTE	CURVE TYPE	AVE RRF	RRF	MIN RRF	CALC AMOUNT	SPIKE AMOUNT	%D	MAX %D
PCB-1232 Peak 1	Ave	0.0193	0.0189		0.489	0.500	-2.2	
PCB-1232 Peak 2	Ave	0.0117	0.0133		0.569	0.500	13.8	
PCB-1232 Peak 3	Ave	0.0320	0.0293		0.457	0.500	-8.6	
PCB-1232 Peak 4	Ave	0.0134	0.0128		0.476	0.500	-4.7	
PCB-1232 Peak 5	Ave	0.0127	0.0120		0.471	0.500	-5.7	
PCB-1262 Peak 1	Ave	0.0500	0.0441		0.441	0.500	-11.8	
PCB-1262 Peak 2	Ave	0.0636	0.0586		0.460	0.500	-7.9	
PCB-1262 Peak 3	Ave	0.0596	0.0539		0.452	0.500	-9.6	
PCB-1262 Peak 4	Ave	0.1294	0.1238		0.478	0.500	-4.4	
PCB-1262 Peak 5	Ave	0.0522	0.0489		0.469	0.500	-6.2	

FORM VII
PCBS CONTINUING CALIBRATION RETENTION TIME SUMMARY

Lab Name: Eurofins TestAmerica, Canton Job No.: 240-124062-1

SDG No.:

Lab Sample ID: CCV 240-417350/4 Calibration Date: 12/27/2019 08:10

Instrument ID: A2HP12 Calib Start Date: 09/23/2019 12:57

GC Column: CLP-1 (0.53mm) ID: 0.53(mm) Calib End Date: 09/23/2019 14:44

Lab File ID: P12122704.D

Analyte	RT	RT WINDOW	
		FROM	TO
PCB-1232 Peak 1	4.84	4.82	4.86
PCB-1232 Peak 2	5.42	5.40	5.43
PCB-1232 Peak 3	6.10	6.08	6.12
PCB-1232 Peak 4	6.28	6.26	6.30
PCB-1232 Peak 5	6.84	6.83	6.86
PCB-1262 Peak 1	8.72	8.71	8.74
PCB-1262 Peak 2	9.19	9.17	9.21
PCB-1262 Peak 3	9.47	9.45	9.49
PCB-1262 Peak 4	9.84	9.82	9.86
PCB-1262 Peak 5	10.21	10.19	10.23

FORM VII
PCBS CONTINUING CALIBRATION DATA

Lab Name: Eurofins TestAmerica, Canton Job No.: 240-124062-1

SDG No.:

Lab Sample ID: CCV 240-417350/5 Calibration Date: 12/27/2019 08:31

Instrument ID: A2HP12 Calib Start Date: 09/23/2019 15:05

GC Column: CLP-1 (0.53mm) ID: 0.53(mm) Calib End Date: 09/23/2019 16:52

Lab File ID: P12122705.D Conc. Units: ng/uL

ANALYTE	CURVE TYPE	AVE RRF	RRF	MIN RRF	CALC AMOUNT	SPIKE AMOUNT	%D	MAX %D
PCB-1242 Peak 1	Ave	0.0130	0.0134		0.513	0.500	2.7	
PCB-1242 Peak 2	Ave	0.0198	0.0232		0.585	0.500	17.1	
PCB-1242 Peak 3	Ave	0.0559	0.0533		0.477	0.500	-4.7	
PCB-1242 Peak 4	Ave	0.0237	0.0230		0.485	0.500	-3.0	
PCB-1242 Peak 5	Ave	0.0242	0.0234		0.482	0.500	-3.6	
PCB-1268 Peak 1	Ave	0.1455	0.1393		0.479	0.500	-4.2	
PCB-1268 Peak 2	Ave	0.1426	0.1433		0.502	0.500	0.5	
PCB-1268 Peak 3	Ave	0.1228	0.1206		0.491	0.500	-1.8	
PCB-1268 Peak 4	Ave	0.0533	0.0525		0.493	0.500	-1.4	
PCB-1268 Peak 5	Ave	0.4064	0.4091		0.503	0.500	0.6	

FORM VII
PCBS CONTINUING CALIBRATION RETENTION TIME SUMMARY

Lab Name: Eurofins TestAmerica, Canton Job No.: 240-124062-1

SDG No.:

Lab Sample ID: CCV 240-417350/5 Calibration Date: 12/27/2019 08:31

Instrument ID: A2HP12 Calib Start Date: 09/23/2019 15:05

GC Column: CLP-1 (0.53mm) ID: 0.53(mm) Calib End Date: 09/23/2019 16:52

Lab File ID: P12122705.D

Analyte	RT	RT WINDOW	
		FROM	TO
PCB-1242 Peak 1	4.84	4.82	4.86
PCB-1242 Peak 2	5.42	5.40	5.43
PCB-1242 Peak 3	6.10	6.08	6.12
PCB-1242 Peak 4	6.28	6.26	6.30
PCB-1242 Peak 5	6.84	6.82	6.86
PCB-1268 Peak 1	10.21	10.19	10.23
PCB-1268 Peak 2	10.25	10.23	10.27
PCB-1268 Peak 3	10.48	10.46	10.50
PCB-1268 Peak 4	10.88	10.86	10.89
PCB-1268 Peak 5	11.17	11.16	11.19

FORM VII
PCBS CONTINUING CALIBRATION DATA

Lab Name: Eurofins TestAmerica, Canton Job No.: 240-124062-1

SDG No.:

Lab Sample ID: CCV 240-417350/6 Calibration Date: 12/27/2019 08:52

Instrument ID: A2HP12 Calib Start Date: 09/23/2019 17:13

GC Column: CLP-1 (0.53mm) ID: 0.53(mm) Calib End Date: 09/23/2019 18:59

Lab File ID: P12122706.D Conc. Units: ng/uL

ANALYTE	CURVE TYPE	AVE RRF	RRF	MIN RRF	CALC AMOUNT	SPIKE AMOUNT	%D	MAX %D
PCB-1248 Peak 1	Ave	0.0106	0.0122		0.578	0.500	15.6	
PCB-1248 Peak 2	Ave	0.0376	0.0343		0.456	0.500	-8.8	
PCB-1248 Peak 3	Ave	0.0349	0.0286		0.409	0.500	-18.2	
PCB-1248 Peak 4	Ave	0.0287	0.0250		0.435	0.500	-12.9	
PCB-1248 Peak 5	Ave	0.0185	0.0166		0.449	0.500	-10.3	

FORM VII
PCBS CONTINUING CALIBRATION RETENTION TIME SUMMARY

Lab Name: Eurofins TestAmerica, Canton Job No.: 240-124062-1

SDG No.:

Lab Sample ID: CCV 240-417350/6 Calibration Date: 12/27/2019 08:52

Instrument ID: A2HP12 Calib Start Date: 09/23/2019 17:13

GC Column: CLP-1 (0.53mm) ID: 0.53(mm) Calib End Date: 09/23/2019 18:59

Lab File ID: P12122706.D

Analyte	RT	RT WINDOW	
		FROM	TO
PCB-1248 Peak 1	5.41	5.39	5.43
PCB-1248 Peak 2	6.84	6.82	6.86
PCB-1248 Peak 3	7.40	7.38	7.42
PCB-1248 Peak 4	7.67	7.65	7.69
PCB-1248 Peak 5	8.16	8.14	8.18

FORM VII
PCBS CONTINUING CALIBRATION DATA

Lab Name: Eurofins TestAmerica, Canton Job No.: 240-124062-1

SDG No.:

Lab Sample ID: CCV 240-417350/7 Calibration Date: 12/27/2019 09:14

Instrument ID: A2HP12 Calib Start Date: 09/23/2019 19:21

GC Column: CLP-1 (0.53mm) ID: 0.53(mm) Calib End Date: 09/23/2019 21:07

Lab File ID: P12122707.D Conc. Units: ng/uL

ANALYTE	CURVE TYPE	AVE RRF	RRF	MIN RRF	CALC AMOUNT	SPIKE AMOUNT	%D	MAX %D
PCB-1221 Peak 1	Ave	0.0090	0.0090		0.500	0.500	-0.0	
PCB-1221 Peak 2	Ave	0.0058	0.0059		0.503	0.500	0.7	
PCB-1221 Peak 3	Ave	0.0222	0.0217		0.490	0.500	-2.1	
PCB-1254 Peak 1	Ave	0.0289	0.0265		0.458	0.500	-8.4	
PCB-1254 Peak 2	Ave	0.0594	0.0549		0.462	0.500	-7.6	
PCB-1254 Peak 3	Ave	0.0443	0.0464		0.523	0.500	4.6	
PCB-1254 Peak 4	Ave	0.0402	0.0375		0.467	0.500	-6.6	
PCB-1254 Peak 5	Ave	0.0622	0.0579		0.465	0.500	-6.9	

FORM VII
PCBS CONTINUING CALIBRATION RETENTION TIME SUMMARY

Lab Name: Eurofins TestAmerica, Canton Job No.: 240-124062-1

SDG No.:

Lab Sample ID: CCV 240-417350/7 Calibration Date: 12/27/2019 09:14

Instrument ID: A2HP12 Calib Start Date: 09/23/2019 19:21

GC Column: CLP-1 (0.53mm) ID: 0.53(mm) Calib End Date: 09/23/2019 21:07

Lab File ID: P12122707.D

Analyte	RT	RT WINDOW	
		FROM	TO
PCB-1221 Peak 1	4.53	4.51	4.55
PCB-1221 Peak 2	4.78	4.76	4.80
PCB-1221 Peak 3	4.84	4.82	4.86
PCB-1254 Peak 1	7.34	7.32	7.36
PCB-1254 Peak 2	8.16	8.14	8.18
PCB-1254 Peak 3	8.50	8.48	8.52
PCB-1254 Peak 4	8.72	8.70	8.74
PCB-1254 Peak 5	9.05	9.03	9.07

PCBS ANALYSIS RUN LOG

Lab Name: Eurofins TestAmerica, Canton Job No.: 240-124062-1

SDG No.:

Instrument ID: A2HP12 Start Date: 09/23/2019 12:57

Analysis Batch Number: 401912 End Date: 09/24/2019 02:05

LAB SAMPLE ID	CLIENT SAMPLE ID	DATE ANALYZED	DILUTION FACTOR	LAB FILE ID	COLUMN ID
STD005 240-401912/4 IC		09/23/2019 12:57	1	P12092304.D	CLP-1 (0.53mm) 0.53(mm)
STD005 240-401912/4 IC		09/23/2019 12:57	1	P12092304.D	CLP-2 (0.53mm) 0.53(mm)
STD01 240-401912/5 IC		09/23/2019 13:18	1	P12092305.D	CLP-1 (0.53mm) 0.53(mm)
STD01 240-401912/5 IC		09/23/2019 13:18	1	P12092305.D	CLP-2 (0.53mm) 0.53(mm)
STD02 240-401912/6 IC		09/23/2019 13:40	1	P12092306.D	CLP-1 (0.53mm) 0.53(mm)
STD02 240-401912/6 IC		09/23/2019 13:40	1	P12092306.D	CLP-2 (0.53mm) 0.53(mm)
STD05 240-401912/7 IC		09/23/2019 14:01	1	P12092307.D	CLP-1 (0.53mm) 0.53(mm)
STD05 240-401912/7 IC		09/23/2019 14:01	1	P12092307.D	CLP-2 (0.53mm) 0.53(mm)
STD1 240-401912/8 IC		09/23/2019 14:22	1	P12092308.D	CLP-1 (0.53mm) 0.53(mm)
STD1 240-401912/8 IC		09/23/2019 14:22	1	P12092308.D	CLP-2 (0.53mm) 0.53(mm)
STD15 240-401912/9 IC		09/23/2019 14:44	1	P12092309.D	CLP-1 (0.53mm) 0.53(mm)
STD15 240-401912/9 IC		09/23/2019 14:44	1	P12092309.D	CLP-2 (0.53mm) 0.53(mm)
STD005 240-401912/10 IC		09/23/2019 15:05	1	P12092310.D	CLP-1 (0.53mm) 0.53(mm)
STD005 240-401912/10 IC		09/23/2019 15:05	1	P12092310.D	CLP-2 (0.53mm) 0.53(mm)
STD01 240-401912/11 IC		09/23/2019 15:26	1	P12092311.D	CLP-1 (0.53mm) 0.53(mm)
STD01 240-401912/11 IC		09/23/2019 15:26	1	P12092311.D	CLP-2 (0.53mm) 0.53(mm)
STD02 240-401912/12 IC		09/23/2019 15:48	1	P12092312.D	CLP-1 (0.53mm) 0.53(mm)
STD02 240-401912/12 IC		09/23/2019 15:48	1	P12092312.D	CLP-2 (0.53mm) 0.53(mm)
STD05 240-401912/13 IC		09/23/2019 16:09	1	P12092313.D	CLP-1 (0.53mm) 0.53(mm)
STD05 240-401912/13 IC		09/23/2019 16:09	1	P12092313.D	CLP-2 (0.53mm) 0.53(mm)
STD1 240-401912/14 IC		09/23/2019 16:30	1	P12092314.D	CLP-1 (0.53mm) 0.53(mm)
STD1 240-401912/14 IC		09/23/2019 16:30	1	P12092314.D	CLP-2 (0.53mm) 0.53(mm)
STD15 240-401912/15 IC		09/23/2019 16:52	1	P12092315.D	CLP-1 (0.53mm) 0.53(mm)
STD15 240-401912/15 IC		09/23/2019 16:52	1	P12092315.D	CLP-2 (0.53mm) 0.53(mm)
STD005 240-401912/16 IC		09/23/2019 17:13	1	P12092316.D	CLP-1 (0.53mm) 0.53(mm)
STD005 240-401912/16 IC		09/23/2019 17:13	1	P12092316.D	CLP-2 (0.53mm) 0.53(mm)
STD01 240-401912/17 IC		09/23/2019 17:34	1	P12092317.D	CLP-1 (0.53mm) 0.53(mm)
STD01 240-401912/17 IC		09/23/2019 17:34	1	P12092317.D	CLP-2 (0.53mm) 0.53(mm)
STD02 240-401912/18 IC		09/23/2019 17:55	1	P12092318.D	CLP-1 (0.53mm) 0.53(mm)
STD02 240-401912/18 IC		09/23/2019 17:55	1	P12092318.D	CLP-2 (0.53mm) 0.53(mm)
STD05 240-401912/19 IC		09/23/2019 18:17	1	P12092319.D	CLP-1 (0.53mm) 0.53(mm)
STD05 240-401912/19 IC		09/23/2019 18:17	1	P12092319.D	CLP-2 (0.53mm) 0.53(mm)

PCBS ANALYSIS RUN LOG

Lab Name: Eurofins TestAmerica, Canton Job No.: 240-124062-1

SDG No.:

Instrument ID: A2HP12 Start Date: 09/23/2019 12:57

Analysis Batch Number: 401912 End Date: 09/24/2019 02:05

LAB SAMPLE ID	CLIENT SAMPLE ID	DATE ANALYZED	DILUTION FACTOR	LAB FILE ID	COLUMN ID
STD1 240-401912/20 IC		09/23/2019 18:38	1	P12092320.D	CLP-1 (0.53mm) 0.53(mm)
STD1 240-401912/20 IC		09/23/2019 18:38	1	P12092320.D	CLP-2 (0.53mm) 0.53(mm)
STD15 240-401912/21 IC		09/23/2019 18:59	1	P12092321.D	CLP-1 (0.53mm) 0.53(mm)
STD15 240-401912/21 IC		09/23/2019 18:59	1	P12092321.D	CLP-2 (0.53mm) 0.53(mm)
STD005 240-401912/22 IC		09/23/2019 19:21	1	P12092322.D	CLP-1 (0.53mm) 0.53(mm)
STD005 240-401912/22 IC		09/23/2019 19:21	1	P12092322.D	CLP-2 (0.53mm) 0.53(mm)
STD01 240-401912/23 IC		09/23/2019 19:42	1	P12092323.D	CLP-1 (0.53mm) 0.53(mm)
STD01 240-401912/23 IC		09/23/2019 19:42	1	P12092323.D	CLP-2 (0.53mm) 0.53(mm)
STD02 240-401912/24 IC		09/23/2019 20:03	1	P12092324.D	CLP-1 (0.53mm) 0.53(mm)
STD02 240-401912/24 IC		09/23/2019 20:03	1	P12092324.D	CLP-2 (0.53mm) 0.53(mm)
STD05 240-401912/25 IC		09/23/2019 20:24	1	P12092325.D	CLP-1 (0.53mm) 0.53(mm)
STD05 240-401912/25 IC		09/23/2019 20:24	1	P12092325.D	CLP-2 (0.53mm) 0.53(mm)
STD1 240-401912/26 IC		09/23/2019 20:46	1	P12092326.D	CLP-1 (0.53mm) 0.53(mm)
STD1 240-401912/26 IC		09/23/2019 20:46	1	P12092326.D	CLP-2 (0.53mm) 0.53(mm)
STD15 240-401912/27 IC		09/23/2019 21:07	1	P12092327.D	CLP-1 (0.53mm) 0.53(mm)
STD15 240-401912/27 IC		09/23/2019 21:07	1	P12092327.D	CLP-2 (0.53mm) 0.53(mm)
STD005 240-401912/28 IC		09/23/2019 21:28	1	P12092328.D	CLP-1 (0.53mm) 0.53(mm)
STD005 240-401912/28 IC		09/23/2019 21:28	1	P12092328.D	CLP-2 (0.53mm) 0.53(mm)
STD01 240-401912/29 IC		09/23/2019 21:49	1	P12092329.D	CLP-1 (0.53mm) 0.53(mm)
STD01 240-401912/29 IC		09/23/2019 21:49	1	P12092329.D	CLP-2 (0.53mm) 0.53(mm)
STD02 240-401912/30 IC		09/23/2019 22:11	1	P12092330.D	CLP-1 (0.53mm) 0.53(mm)
STD02 240-401912/30 IC		09/23/2019 22:11	1	P12092330.D	CLP-2 (0.53mm) 0.53(mm)
STD05 240-401912/31 ICIS		09/23/2019 22:32	1	P12092331.D	CLP-1 (0.53mm) 0.53(mm)
STD05 240-401912/31 ICIS		09/23/2019 22:32	1	P12092331.D	CLP-2 (0.53mm) 0.53(mm)
STD1 240-401912/32 IC		09/23/2019 22:53	1	P12092332.D	CLP-1 (0.53mm) 0.53(mm)
STD1 240-401912/32 IC		09/23/2019 22:53	1	P12092332.D	CLP-2 (0.53mm) 0.53(mm)
STD15 240-401912/33 IC		09/23/2019 23:14	1	P12092333.D	CLP-1 (0.53mm) 0.53(mm)
STD15 240-401912/33 IC		09/23/2019 23:14	1	P12092333.D	CLP-2 (0.53mm) 0.53(mm)
ICV 240-401912/34		09/23/2019 23:36	1	P12092334.D	CLP-1 (0.53mm) 0.53(mm)
ICV 240-401912/34		09/23/2019 23:36	1	P12092334.D	CLP-2 (0.53mm) 0.53(mm)
ICV 240-401912/35		09/23/2019 23:57	1	P12092335.D	CLP-1 (0.53mm) 0.53(mm)
ICV 240-401912/35		09/23/2019 23:57	1	P12092335.D	CLP-2 (0.53mm) 0.53(mm)
ICV 240-401912/36		09/24/2019 00:18	1	P12092336.D	CLP-1 (0.53mm) 0.53(mm)

PCBS ANALYSIS RUN LOG

Lab Name: Eurofins TestAmerica, Canton Job No.: 240-124062-1

SDG No.:

Instrument ID: A2HP12 Start Date: 09/23/2019 12:57

Analysis Batch Number: 401912 End Date: 09/24/2019 02:05

LAB SAMPLE ID	CLIENT SAMPLE ID	DATE ANALYZED	DILUTION FACTOR	LAB FILE ID	COLUMN ID
ICV 240-401912/36		09/24/2019 00:18	1	P12092336.D	CLP-2 (0.53mm) 0.53(mm)
ICV 240-401912/37		09/24/2019 00:40	1	P12092337.D	CLP-1 (0.53mm) 0.53(mm)
ICV 240-401912/37		09/24/2019 00:40	1	P12092337.D	CLP-2 (0.53mm) 0.53(mm)
ICV 240-401912/38		09/24/2019 01:01	1	P12092338.D	CLP-1 (0.53mm) 0.53(mm)
ICV 240-401912/38		09/24/2019 01:01	1	P12092338.D	CLP-2 (0.53mm) 0.53(mm)
ICV 240-401912/39		09/24/2019 01:22	1	P12092339.D	CLP-1 (0.53mm) 0.53(mm)
ICV 240-401912/39		09/24/2019 01:22	1	P12092339.D	CLP-2 (0.53mm) 0.53(mm)
ICV 240-401912/40		09/24/2019 01:43	1	P12092340.D	CLP-1 (0.53mm) 0.53(mm)
ICV 240-401912/40		09/24/2019 01:43	1	P12092340.D	CLP-2 (0.53mm) 0.53(mm)
ICV 240-401912/41		09/24/2019 02:05	1	P12092341.D	CLP-1 (0.53mm) 0.53(mm)
ICV 240-401912/41		09/24/2019 02:05	1	P12092341.D	CLP-2 (0.53mm) 0.53(mm)

PCBS ANALYSIS RUN LOG

Lab Name: Eurofins TestAmerica, Canton Job No.: 240-124062-1

SDG No.:

Instrument ID: A2HP11 Start Date: 09/26/2019 12:22

Analysis Batch Number: 402587 End Date: 09/27/2019 13:13

LAB SAMPLE ID	CLIENT SAMPLE ID	DATE ANALYZED	DILUTION FACTOR	LAB FILE ID	COLUMN ID
STD005 240-402587/4 IC		09/26/2019 12:22	1	P11092604.D	CLP-1 (0.53mm) 0.53(mm)
STD005 240-402587/4 IC		09/26/2019 12:22	1	P11092604.D	CLP-2 (0.53mm) 0.53(mm)
STD01 240-402587/5 IC		09/26/2019 12:37	1	P11092605.D	CLP-1 (0.53mm) 0.53(mm)
STD01 240-402587/5 IC		09/26/2019 12:37	1	P11092605.D	CLP-2 (0.53mm) 0.53(mm)
STD02 240-402587/6 IC		09/26/2019 12:52	1	P11092606.D	CLP-1 (0.53mm) 0.53(mm)
STD02 240-402587/6 IC		09/26/2019 12:52	1	P11092606.D	CLP-2 (0.53mm) 0.53(mm)
STD05 240-402587/7 IC		09/26/2019 13:06	1	P11092607.D	CLP-1 (0.53mm) 0.53(mm)
STD05 240-402587/7 IC		09/26/2019 13:06	1	P11092607.D	CLP-2 (0.53mm) 0.53(mm)
STD1 240-402587/8 IC		09/26/2019 13:21	1	P11092608.D	CLP-1 (0.53mm) 0.53(mm)
STD1 240-402587/8 IC		09/26/2019 13:21	1	P11092608.D	CLP-2 (0.53mm) 0.53(mm)
STD15 240-402587/9 IC		09/26/2019 13:36	1	P11092609.D	CLP-1 (0.53mm) 0.53(mm)
STD15 240-402587/9 IC		09/26/2019 13:36	1	P11092609.D	CLP-2 (0.53mm) 0.53(mm)
STD005 240-402587/10 IC		09/26/2019 13:50	1	P11092610.D	CLP-1 (0.53mm) 0.53(mm)
STD005 240-402587/10 IC		09/26/2019 13:50	1	P11092610.D	CLP-2 (0.53mm) 0.53(mm)
STD01 240-402587/11 IC		09/26/2019 14:05	1	P11092611.D	CLP-1 (0.53mm) 0.53(mm)
STD01 240-402587/11 IC		09/26/2019 14:05	1	P11092611.D	CLP-2 (0.53mm) 0.53(mm)
STD02 240-402587/12 IC		09/26/2019 14:20	1	P11092612.D	CLP-1 (0.53mm) 0.53(mm)
STD02 240-402587/12 IC		09/26/2019 14:20	1	P11092612.D	CLP-2 (0.53mm) 0.53(mm)
STD05 240-402587/13 IC		09/26/2019 14:34	1	P11092613.D	CLP-1 (0.53mm) 0.53(mm)
STD05 240-402587/13 IC		09/26/2019 14:34	1	P11092613.D	CLP-2 (0.53mm) 0.53(mm)
STD1 240-402587/14 IC		09/26/2019 14:49	1	P11092614.D	CLP-1 (0.53mm) 0.53(mm)
STD1 240-402587/14 IC		09/26/2019 14:49	1	P11092614.D	CLP-2 (0.53mm) 0.53(mm)
STD15 240-402587/15 IC		09/26/2019 15:03	1	P11092615.D	CLP-1 (0.53mm) 0.53(mm)
STD15 240-402587/15 IC		09/26/2019 15:03	1	P11092615.D	CLP-2 (0.53mm) 0.53(mm)
STD005 240-402587/16 IC		09/26/2019 15:18	1	P11092616.D	CLP-1 (0.53mm) 0.53(mm)
STD005 240-402587/16 IC		09/26/2019 15:18	1	P11092616.D	CLP-2 (0.53mm) 0.53(mm)
STD01 240-402587/17 IC		09/26/2019 15:33	1	P11092617.D	CLP-1 (0.53mm) 0.53(mm)
STD01 240-402587/17 IC		09/26/2019 15:33	1	P11092617.D	CLP-2 (0.53mm) 0.53(mm)
STD02 240-402587/18 IC		09/26/2019 15:47	1	P11092618.D	CLP-1 (0.53mm) 0.53(mm)
STD02 240-402587/18 IC		09/26/2019 15:47	1	P11092618.D	CLP-2 (0.53mm) 0.53(mm)
STD05 240-402587/19 IC		09/26/2019 16:02	1	P11092619.D	CLP-1 (0.53mm) 0.53(mm)
STD05 240-402587/19 IC		09/26/2019 16:02	1	P11092619.D	CLP-2 (0.53mm) 0.53(mm)

PCBS ANALYSIS RUN LOG

Lab Name: Eurofins TestAmerica, Canton Job No.: 240-124062-1

SDG No.:

Instrument ID: A2HP11 Start Date: 09/26/2019 12:22

Analysis Batch Number: 402587 End Date: 09/27/2019 13:13

LAB SAMPLE ID	CLIENT SAMPLE ID	DATE ANALYZED	DILUTION FACTOR	LAB FILE ID	COLUMN ID
STD1 240-402587/20 IC		09/26/2019 16:17	1	P11092620.D	CLP-1 (0.53mm) 0.53(mm)
STD1 240-402587/20 IC		09/26/2019 16:17	1	P11092620.D	CLP-2 (0.53mm) 0.53(mm)
STD15 240-402587/21 IC		09/26/2019 16:31	1	P11092621.D	CLP-1 (0.53mm) 0.53(mm)
STD15 240-402587/21 IC		09/26/2019 16:31	1	P11092621.D	CLP-2 (0.53mm) 0.53(mm)
STD005 240-402587/22 IC		09/26/2019 16:46	1	P11092622.D	CLP-1 (0.53mm) 0.53(mm)
STD005 240-402587/22 IC		09/26/2019 16:46	1	P11092622.D	CLP-2 (0.53mm) 0.53(mm)
STD01 240-402587/23 IC		09/26/2019 17:01	1	P11092623.D	CLP-1 (0.53mm) 0.53(mm)
STD01 240-402587/23 IC		09/26/2019 17:01	1	P11092623.D	CLP-2 (0.53mm) 0.53(mm)
STD02 240-402587/24 IC		09/26/2019 17:15	1	P11092624.D	CLP-1 (0.53mm) 0.53(mm)
STD02 240-402587/24 IC		09/26/2019 17:15	1	P11092624.D	CLP-2 (0.53mm) 0.53(mm)
STD05 240-402587/25 IC		09/26/2019 17:30	1	P11092625.D	CLP-1 (0.53mm) 0.53(mm)
STD05 240-402587/25 IC		09/26/2019 17:30	1	P11092625.D	CLP-2 (0.53mm) 0.53(mm)
STD1 240-402587/26 IC		09/26/2019 17:45	1	P11092626.D	CLP-1 (0.53mm) 0.53(mm)
STD1 240-402587/26 IC		09/26/2019 17:45	1	P11092626.D	CLP-2 (0.53mm) 0.53(mm)
STD15 240-402587/27 IC		09/26/2019 17:59	1	P11092627.D	CLP-1 (0.53mm) 0.53(mm)
STD15 240-402587/27 IC		09/26/2019 17:59	1	P11092627.D	CLP-2 (0.53mm) 0.53(mm)
STD005 240-402587/28 IC		09/26/2019 18:14	1	P11092628.D	CLP-1 (0.53mm) 0.53(mm)
STD005 240-402587/28 IC		09/26/2019 18:14	1	P11092628.D	CLP-2 (0.53mm) 0.53(mm)
STD01 240-402587/29 IC		09/26/2019 18:29	1	P11092629.D	CLP-1 (0.53mm) 0.53(mm)
STD01 240-402587/29 IC		09/26/2019 18:29	1	P11092629.D	CLP-2 (0.53mm) 0.53(mm)
STD02 240-402587/30 IC		09/26/2019 18:43	1	P11092630.D	CLP-1 (0.53mm) 0.53(mm)
STD02 240-402587/30 IC		09/26/2019 18:43	1	P11092630.D	CLP-2 (0.53mm) 0.53(mm)
STD05 240-402587/31 ICIS		09/26/2019 18:58	1	P11092631.D	CLP-1 (0.53mm) 0.53(mm)
STD05 240-402587/31 ICIS		09/26/2019 18:58	1	P11092631.D	CLP-2 (0.53mm) 0.53(mm)
STD1 240-402587/32 IC		09/26/2019 19:12	1	P11092632.D	CLP-1 (0.53mm) 0.53(mm)
STD1 240-402587/32 IC		09/26/2019 19:12	1	P11092632.D	CLP-2 (0.53mm) 0.53(mm)
STD15 240-402587/33 IC		09/26/2019 19:27	1	P11092633.D	CLP-1 (0.53mm) 0.53(mm)
STD15 240-402587/33 IC		09/26/2019 19:27	1	P11092633.D	CLP-2 (0.53mm) 0.53(mm)
ICV 240-402587/34		09/26/2019 19:42	1	P11092634.D	CLP-1 (0.53mm) 0.53(mm)
ICV 240-402587/34		09/26/2019 19:42	1	P11092634.D	CLP-2 (0.53mm) 0.53(mm)
ICV 240-402587/35		09/26/2019 19:56	1	P11092635.D	CLP-1 (0.53mm) 0.53(mm)
ICV 240-402587/35		09/26/2019 19:56	1	P11092635.D	CLP-2 (0.53mm) 0.53(mm)
ICV 240-402587/36		09/26/2019 20:11	1	P11092636.D	CLP-1 (0.53mm) 0.53(mm)

PCBS ANALYSIS RUN LOG

Lab Name: Eurofins TestAmerica, Canton Job No.: 240-124062-1

SDG No.:

Instrument ID: A2HP11 Start Date: 09/26/2019 12:22

Analysis Batch Number: 402587 End Date: 09/27/2019 13:13

LAB SAMPLE ID	CLIENT SAMPLE ID	DATE ANALYZED	DILUTION FACTOR	LAB FILE ID	COLUMN ID
ICV 240-402587/36		09/26/2019 20:11	1	P11092636.D	CLP-2 (0.53mm) 0.53(mm)
ICV 240-402587/37		09/26/2019 20:25	1	P11092637.D	CLP-1 (0.53mm) 0.53(mm)
ICV 240-402587/37		09/26/2019 20:25	1	P11092637.D	CLP-2 (0.53mm) 0.53(mm)
ICV 240-402587/38		09/26/2019 20:40	1	P11092638.D	CLP-1 (0.53mm) 0.53(mm)
ICV 240-402587/38		09/26/2019 20:40	1	P11092638.D	CLP-2 (0.53mm) 0.53(mm)
ICV 240-402587/39		09/26/2019 20:55	1	P11092639.D	CLP-1 (0.53mm) 0.53(mm)
ICV 240-402587/39		09/26/2019 20:55	1	P11092639.D	CLP-2 (0.53mm) 0.53(mm)
ICV 240-402587/40		09/26/2019 21:09	1	P11092640.D	CLP-1 (0.53mm) 0.53(mm)
ICV 240-402587/40		09/26/2019 21:09	1	P11092640.D	CLP-2 (0.53mm) 0.53(mm)
ICV 240-402587/42		09/27/2019 13:13	1	P11092643.D	CLP-1 (0.53mm) 0.53(mm)
ICV 240-402587/42		09/27/2019 13:13	1	P11092643.D	CLP-2 (0.53mm) 0.53(mm)

PCBS ANALYSIS RUN LOG

Lab Name: Eurofins TestAmerica, Canton Job No.: 240-124062-1

SDG No.:

Instrument ID: A2HP11 Start Date: 12/24/2019 13:09

Analysis Batch Number: 417104 End Date: 12/24/2019 17:18

LAB SAMPLE ID	CLIENT SAMPLE ID	DATE ANALYZED	DILUTION FACTOR	LAB FILE ID	COLUMN ID
CCV 240-417104/3 CCVIS		12/24/2019 13:09	1	P11122403.D	CLP-1 (0.53mm) 0.53(mm)
CCV 240-417104/3 CCVIS		12/24/2019 13:09	1		CLP-2 (0.53mm) 0.53(mm)
CCV 240-417104/4		12/24/2019 13:24	1	P11122404.D	CLP-1 (0.53mm) 0.53(mm)
CCV 240-417104/4		12/24/2019 13:24	1		CLP-2 (0.53mm) 0.53(mm)
CCV 240-417104/5		12/24/2019 13:38	1	P11122405.D	CLP-1 (0.53mm) 0.53(mm)
CCV 240-417104/5		12/24/2019 13:38	1		CLP-2 (0.53mm) 0.53(mm)
CCV 240-417104/6		12/24/2019 13:53	1	P11122406.D	CLP-1 (0.53mm) 0.53(mm)
CCV 240-417104/6		12/24/2019 13:53	1		CLP-2 (0.53mm) 0.53(mm)
CCV 240-417104/7		12/24/2019 14:08	1	P11122407.D	CLP-1 (0.53mm) 0.53(mm)
CCV 240-417104/7		12/24/2019 14:08	1		CLP-2 (0.53mm) 0.53(mm)
MB 240-416577/15-A		12/24/2019 14:37	1	P11122409.D	CLP-1 (0.53mm) 0.53(mm)
MB 240-416577/15-A		12/24/2019 14:37	1	P11122409.D	CLP-2 (0.53mm) 0.53(mm)
LCS 240-416577/16-A		12/24/2019 14:51	1	P11122410.D	CLP-1 (0.53mm) 0.53(mm)
LCS 240-416577/16-A		12/24/2019 14:51	1	P11122410.D	CLP-2 (0.53mm) 0.53(mm)
240-124062-6		12/24/2019 16:04	1	P11122415.D	CLP-1 (0.53mm) 0.53(mm)
240-124062-6		12/24/2019 16:04	1	P11122415.D	CLP-2 (0.53mm) 0.53(mm)
ZZZZZ		12/24/2019 16:19	1		CLP-1 (0.53mm) 0.53(mm)
ZZZZZ		12/24/2019 16:19	1		CLP-2 (0.53mm) 0.53(mm)
ZZZZZ		12/24/2019 16:34	1		CLP-1 (0.53mm) 0.53(mm)
ZZZZZ		12/24/2019 16:34	1		CLP-2 (0.53mm) 0.53(mm)
ZZZZZ		12/24/2019 16:48	1		CLP-1 (0.53mm) 0.53(mm)
ZZZZZ		12/24/2019 16:48	1		CLP-2 (0.53mm) 0.53(mm)
240-124017-C-32-C MS		12/24/2019 17:03	1	P11122419.D	CLP-1 (0.53mm) 0.53(mm)
240-124017-C-32-C MS		12/24/2019 17:03	1	P11122419.D	CLP-2 (0.53mm) 0.53(mm)
240-124017-C-32-D MSD		12/24/2019 17:18	1	P11122420.D	CLP-1 (0.53mm) 0.53(mm)
240-124017-C-32-D MSD		12/24/2019 17:18	1	P11122420.D	CLP-2 (0.53mm) 0.53(mm)

PCBS ANALYSIS RUN LOG

Lab Name: Eurofins TestAmerica, Canton Job No.: 240-124062-1

SDG No.:

Instrument ID: A2HP12 Start Date: 12/27/2019 07:49

Analysis Batch Number: 417350 End Date: 12/27/2019 18:25

LAB SAMPLE ID	CLIENT SAMPLE ID	DATE ANALYZED	DILUTION FACTOR	LAB FILE ID	COLUMN ID
CCV 240-417350/3 CCVIS		12/27/2019 07:49	1	P12122703.D	CLP-1 (0.53mm) 0.53(mm)
CCV 240-417350/3 CCVIS		12/27/2019 07:49	1		CLP-2 (0.53mm) 0.53(mm)
CCV 240-417350/4		12/27/2019 08:10	1	P12122704.D	CLP-1 (0.53mm) 0.53(mm)
CCV 240-417350/4		12/27/2019 08:10	1		CLP-2 (0.53mm) 0.53(mm)
CCV 240-417350/5		12/27/2019 08:31	1	P12122705.D	CLP-1 (0.53mm) 0.53(mm)
CCV 240-417350/5		12/27/2019 08:31	1		CLP-2 (0.53mm) 0.53(mm)
CCV 240-417350/6		12/27/2019 08:52	1	P12122706.D	CLP-1 (0.53mm) 0.53(mm)
CCV 240-417350/6		12/27/2019 08:52	1		CLP-2 (0.53mm) 0.53(mm)
CCV 240-417350/7		12/27/2019 09:14	1	P12122707.D	CLP-1 (0.53mm) 0.53(mm)
CCV 240-417350/7		12/27/2019 09:14	1		CLP-2 (0.53mm) 0.53(mm)
MB 240-417140/18-A		12/27/2019 09:56	1	P12122709.D	CLP-1 (0.53mm) 0.53(mm)
MB 240-417140/18-A		12/27/2019 09:56	1	P12122709.D	CLP-2 (0.53mm) 0.53(mm)
LCS 240-417140/19-A		12/27/2019 10:17	1	P12122710.D	CLP-1 (0.53mm) 0.53(mm)
LCS 240-417140/19-A		12/27/2019 10:17	1	P12122710.D	CLP-2 (0.53mm) 0.53(mm)
ZZZZZ		12/27/2019 10:38	1		CLP-1 (0.53mm) 0.53(mm)
ZZZZZ		12/27/2019 10:38	1		CLP-2 (0.53mm) 0.53(mm)
240-124062-7		12/27/2019 11:42	100	P12122714.D	CLP-1 (0.53mm) 0.53(mm)
240-124062-7		12/27/2019 11:42	100	P12122714.D	CLP-2 (0.53mm) 0.53(mm)
ZZZZZ		12/27/2019 12:03	1		CLP-1 (0.53mm) 0.53(mm)
ZZZZZ		12/27/2019 12:03	1		CLP-2 (0.53mm) 0.53(mm)
ZZZZZ		12/27/2019 15:35	1		CLP-1 (0.53mm) 0.53(mm)
ZZZZZ		12/27/2019 15:35	1		CLP-2 (0.53mm) 0.53(mm)
ZZZZZ		12/27/2019 15:57	1		CLP-1 (0.53mm) 0.53(mm)
ZZZZZ		12/27/2019 15:57	1		CLP-2 (0.53mm) 0.53(mm)
CCVIS 240-417350/29		12/27/2019 17:00	1		CLP-1 (0.53mm) 0.53(mm)
CCVIS 240-417350/29		12/27/2019 17:00	1		CLP-2 (0.53mm) 0.53(mm)
ZZZZZ		12/27/2019 17:21	1		CLP-1 (0.53mm) 0.53(mm)
ZZZZZ		12/27/2019 17:21	1		CLP-2 (0.53mm) 0.53(mm)
ZZZZZ		12/27/2019 18:04	1		CLP-1 (0.53mm) 0.53(mm)
ZZZZZ		12/27/2019 18:04	1		CLP-2 (0.53mm) 0.53(mm)
ZZZZZ		12/27/2019 18:25	5		CLP-1 (0.53mm) 0.53(mm)
ZZZZZ		12/27/2019 18:25	5		CLP-2 (0.53mm) 0.53(mm)

PCBS BATCH WORKSHEET

Lab Name: Eurofins TestAmerica, Canton Job No.: 240-124062-1

SDG No.:

Batch Number: 416577 Batch Start Date: 12/20/19 12:10 Batch Analyst: Border, Elizabeth

Batch Method: 3540C Batch End Date: 12/21/19 04:10

Lab Sample ID	Client Sample ID	Method Chain	Basis	InitialAmount	FinalAmount	ex10PPMSPK 00048	ex2/.2SURRW 00132		
240-124062-C-6	WC-S-PILES-121719	3540C, 8082A	T	10.23 g	10 mL		1 mL		
240-124017-C-32 MS		3540C, 8082A	T	10.01 g	10 mL	1 mL	1 mL		
240-124017-C-32 MSD		3540C, 8082A	T	10.23 g	10 mL	1 mL	1 mL		
MB 240-416577/15		3540C, 8082A		10 g	10 mL		1 mL		
LCS 240-416577/16		3540C, 8082A		10 g	10 mL	1 mL	1 mL		

Batch Notes	
Balance ID	4480281
Analyst ID - Concentration	JESSICA TRUSHEL EBONE FORD STEVE EARLE
Analyst ID - Extraction	ELIZABETH BORDER
Glass Wool ID	3894701
Na2SO4 ID	2548158
Prep Solvent ID	4161897
Analyst ID - Spike Analyst	ELIZABETH BORDER

Basis	Basis Description
T	Total/NA

The pound sign (#) in the amount added field denotes that the reagent was used undiluted. All calculations are performed using the stated concentration for this reagent.

PCBS BATCH WORKSHEET

Lab Name: Eurofins TestAmerica, Canton Job No.: 240-124062-1

SDG No.:

Batch Number: 417140 Batch Start Date: 12/24/19 13:01 Batch Analyst: Howell, Matthew D

Batch Method: 3510C Batch End Date:

Lab Sample ID	Client Sample ID	Method Chain	Basis	InitialAmount	FinalAmount	ReceivedpH	FirstAdjustpH	ex10PPMSPK 00048	ex2/.2SURRW 00135
240-124062-F-7	WC-W-PILES-121719	3510C, 8082A	T	840 mL	2 mL	10 SU	7 SU		1 mL
MB 240-417140/18		3510C, 8082A		1000 mL	2 mL	7 SU			1 mL
LCS 240-417140/19		3510C, 8082A		1000 mL	2 mL	7 SU		0.25 mL	1 mL

Lab Sample ID	Client Sample ID	Method Chain	Basis	AnalysisComment					
240-124062-F-7	WC-W-PILES-121719	3510C, 8082A	T	added 1 ml BNA SURR, difficult matrix					
MB 240-417140/18		3510C, 8082A		added 1 ml BNA SURR					
LCS 240-417140/19		3510C, 8082A		added 1 ml BNA SURR					

Batch Notes	
Analyst ID - Concentration	JESSICA TRUSHEL EBONE FORD STEVE EARLE
Analyst ID - Extraction	MATTHEW HOWELL
Na2SO4 ID	2548156
pH Indicator ID	3734946 2794736
Pipette/Syringe/Dispenser ID	6 7
Prep Solvent ID	4566434
Analyst ID - Spike Analyst	MATTHEW HOWELL

Basis	Basis Description
T	Total/NA

The pound sign (#) in the amount added field denotes that the reagent was used undiluted. All calculations are performed using the stated concentration for this reagent.

MRC-BLOCK E
SDG 240-124062-1

SAMPLE IDENTIFICATION	LCS 240-417546/6
COMPOUND	2-Hexanone
COMPOUND AREA	94556
INTERNAL STANDARD AMOUNT (ng)	50
DILUTION FACTOR	1
INTERNAL STANDARD AREA	500966
AVERAGE RRF	0.1835
WEIGHT OF SAMPLE (g)	5
VOLUME EXTRACT (ml)	5
INJECTION VOLUME (µl)	1
CONCENTRATION =	51.4298 µg/Kg
REPORTED RESULT	51.4 ug/kg

Eurofins TestAmerica, Canton
Target Compound Quantitation Report

Data File: \\chromna\Canton\ChromData\A3UX8\20191228-94619.b\UX88058.D
Lims ID: LCS
Client ID:
Sample Type: LCS
Inject. Date: 28-Dec-2019 07:30:30 ALS Bottle#: 4 Worklist Smp#: 6
Purge Vol: 5.000 mL Dil. Factor: 1.0000
Sample Info: 240-0094619-006
Operator ID: 402279 Instrument ID: A3UX8

Method: \\chromna\Canton\ChromData\A3UX8\20191228-94619.b\8260_8.m
Limit Group: MSV 8260B ICAL
Last Update: 30-Dec-2019 06:52:47 Calib Date: 04-Nov-2019 05:00:30
Integrator: RTE ID Type: Deconvolution ID
Quant Method: Internal Standard Quant By: Initial Calibration
Last ICal File: \\chromna\Canton\ChromData\A3UX8\20191104-92755.b\UX87328.D

Column 1 : DB-624 (0.18 mm) Det: MS SCAN
Process Host: CTX0320

First Level Reviewer: latat Date: 28-Dec-2019 08:26:37

Compound	Sig	RT (min.)	Exp RT (min.)	Dlt RT (min.)	Q	Response	Cal Amt ug/l	OnCol Amt ug/l	Flags
* 1 Fluorobenzene	96	5.086	5.077	0.009	100	758755	50.0	50.0	
* 2 Chlorobenzene-d5	117	7.595	7.597	-0.002	98	500966	50.0	50.0	
* 3 1,4-Dichlorobenzene-d4	152	9.784	9.786	-0.002	99	262802	50.0	50.0	
$ 4 Dibromofluoromethane (Surr	113	4.554	4.556	-0.002	93	142103	50.0	39.0	
$ 5 1,2-Dichloroethane-d4 (Sur	65	4.814	4.817	-0.003	96	147390	50.0	39.2	
$ 6 Toluene-d8 (Surr)	98	6.341	6.343	-0.002	94	683298	50.0	45.3	
$ 7 4-Bromofluorobenzene (Surr	95	8.672	8.674	-0.002	87	248035	50.0	52.1	
9 Dichlorodifluoromethane	85	1.548	1.551	-0.003	100	92705	25.0	17.0	
10 Chloromethane	50	1.726	1.728	-0.002	99	126938	25.0	19.4	
11 Vinyl chloride	62	1.844	1.835	0.009	99	99859	25.0	21.0	
12 Butadiene	54	1.868	1.870	-0.002	0	112730	25.0	20.0	
13 Bromomethane	94	2.140	2.142	-0.002	90	60824	25.0	23.3	
14 Chloroethane	64	2.235	2.225	0.010	99	63350	25.0	23.4	
15 Dichlorofluoromethane	67	2.400	2.403	-0.003	99	143315	25.0	24.2	
16 Trichlorofluoromethane	101	2.459	2.450	0.009	99	127378	25.0	22.4	
17 Ethyl ether	59	2.696	2.687	0.009	96	74403	25.0	21.6	
18 Acrolein	56	2.791	2.781	0.010	98	35974	125.0	69.9	
19 1,1-Dichloroethene	96	2.874	2.876	-0.002	98	103554	25.0	25.5	
20 1,1,2-Trichloro-1,2,2-trif	151	2.885	2.888	-0.003	95	83216	25.0	24.5	
21 Acetone	43	2.909	2.912	-0.003	99	47806	50.0	48.6	
23 Iodomethane	142	2.992	2.994	-0.002	97	161059	25.0	23.4	
24 Carbon disulfide	76	3.051	3.054	-0.003	100	302556	25.0	24.9	
26 3-Chloro-1-propene	76	3.158	3.160	-0.002	90	59763	25.0	25.2	
27 Methyl acetate	43	3.169	3.172	-0.003	100	115626	50.0	46.0	
28 Methylene Chloride	84	3.240	3.243	-0.003	98	104961	25.0	23.4	
29 2-Methyl-2-propanol	59	3.335	3.338	-0.003	91	54425	250.0	235.3	
30 Acrylonitrile	53	3.430	3.420	0.010	99	262464	250.0	229.8	
31 trans-1,2-Dichloroethene	96	3.465	3.456	0.009	97	116502	25.0	25.1	
32 Methyl tert-butyl ether	73	3.465	3.468	-0.003	97	200137	25.0	23.2	
33 Hexane	86	3.666	3.669	-0.003	96	34542	25.0	26.0	
34 1,1-Dichloroethane	63	3.773	3.775	-0.002	97	199289	25.0	23.5	
35 Vinyl acetate	43	3.796	3.799	-0.003	97	136861	25.0	20.5	

Compound	Sig	RT (min.)	Exp RT (min.)	Dlt RT (min.)	Q	Response	Cal Amt ug/l	OnCol Amt ug/l	Flags
39 cis-1,2-Dichloroethene	96	4.211	4.201	0.010	85	119674	25.0	24.3	
40 2-Butanone (MEK)	43	4.211	4.213	-0.002	54	74742	50.0	50.8	
41 2,2-Dichloropropane	77	4.211	4.213	-0.002	87	123811	25.0	23.1	
45 Chlorobromomethane	128	4.388	4.391	-0.003	92	45761	25.0	23.8	
46 Tetrahydrofuran	42	4.435	4.438	-0.003	49	42711	50.0	45.1	
47 Chloroform	83	4.435	4.438	-0.003	96	177247	25.0	23.3	
48 1,1,1-Trichloroethane	97	4.601	4.592	0.009	98	151617	25.0	24.5	
49 Cyclohexane	56	4.648	4.651	-0.003	95	246157	25.0	24.9	
50 1,1-Dichloropropene	75	4.719	4.722	-0.003	94	148464	25.0	23.0	
51 Carbon tetrachloride	117	4.731	4.734	-0.003	97	127292	25.0	23.6	
52 Isobutyl alcohol	41	4.755	4.757	-0.002	95	66917	625.0	619.6	
53 1,2-Dichloroethane	62	4.873	4.876	-0.003	54	117930	25.0	22.3	
54 Benzene	78	4.873	4.876	-0.003	98	447108	25.0	23.5	
56 n-Heptane	100	5.063	5.065	-0.002	99	35379	25.0	25.8	
58 Trichloroethene	130	5.370	5.373	-0.003	97	115405	25.0	24.2	
60 Methylcyclohexane	83	5.536	5.538	-0.002	95	219689	25.0	25.2	
61 1,2-Dichloropropane	63	5.536	5.538	-0.002	95	104555	25.0	24.6	
63 Dibromomethane	93	5.631	5.633	-0.002	95	43277	25.0	25.2	
64 1,4-Dioxane	88	5.642	5.645	-0.003	93	12653	500.0	482.2	
65 Dichlorobromomethane	83	5.749	5.751	-0.002	98	105727	25.0	24.1	
67 2-Chloroethyl vinyl ether	63	5.974	5.976	-0.002	90	18948	25.0	17.8	
68 cis-1,3-Dichloropropene	75	6.104	6.106	-0.002	91	119029	25.0	24.7	
69 4-Methyl-2-pentanone (MIBK	43	6.222	6.225	-0.003	98	140894	50.0	48.3	
70 Toluene	91	6.400	6.402	-0.002	97	452357	25.0	25.1	
71 trans-1,3-Dichloropropene	75	6.565	6.556	0.009	97	84739	25.0	22.6	
72 Ethyl methacrylate	69	6.625	6.627	-0.003	95	80802	25.0	26.4	
73 1,1,2-Trichloroethane	97	6.719	6.722	-0.003	93	65285	25.0	24.9	
75 Tetrachloroethene	164	6.873	6.876	-0.003	98	87180	25.0	24.4	
74 1,3-Dichloropropane	76	6.873	6.876	-0.003	97	110810	25.0	23.7	
76 2-Hexanone	43	6.932	6.923	0.009	99	94556	50.0	51.4	
78 Chlorodibromomethane	129	7.074	7.077	-0.003	91	61416	25.0	26.4	
80 Ethylene Dibromide	107	7.181	7.183	-0.002	98	58470	25.0	25.2	
82 Chlorobenzene	112	7.618	7.621	-0.003	93	268009	25.0	23.9	
83 1,1,1,2-Tetrachloroethane	131	7.689	7.692	-0.003	95	84614	25.0	25.4	
84 Ethylbenzene	106	7.713	7.716	-0.003	99	157524	25.0	26.1	
85 m-Xylene & p-Xylene	106	7.820	7.822	-0.002	99	188773	25.0	24.7	
86 o-Xylene	106	8.186	8.189	-0.003	90	184966	25.0	25.3	
87 Styrene	104	8.198	8.189	0.009	91	283370	25.0	25.5	
88 Bromoform	173	8.376	8.366	0.010	97	28986	25.0	23.8	
89 Isopropylbenzene	105	8.530	8.532	-0.002	96	506287	25.0	25.7	
92 1,1,2,2-Tetrachloroethane	83	8.778	8.781	-0.003	96	71660	25.0	24.3	
93 Bromobenzene	156	8.825	8.828	-0.003	97	104915	25.0	23.3	
95 trans-1,4-Dichloro-2-buten	53	8.837	8.840	-0.003	72	22562	25.0	23.7	
94 1,2,3-Trichloropropane	110	8.837	8.840	-0.003	87	23101	25.0	24.9	
96 N-Propylbenzene	120	8.920	8.911	0.009	99	142495	25.0	25.2	
97 2-Chlorotoluene	126	9.003	9.005	-0.002	96	114411	25.0	24.3	
98 1,3,5-Trimethylbenzene	105	9.086	9.076	0.010	94	421151	25.0	25.0	
99 4-Chlorotoluene	126	9.109	9.100	0.009	98	119751	25.0	24.7	
100 tert-Butylbenzene	119	9.405	9.396	0.009	92	379895	25.0	24.7	
102 1,2,4-Trimethylbenzene	105	9.441	9.443	-0.002	98	426976	25.0	25.0	
103 sec-Butylbenzene	105	9.606	9.609	-0.003	94	562693	25.0	24.6	
104 1,3-Dichlorobenzene	146	9.725	9.727	-0.002	98	223252	25.0	23.0	

Compound	Sig	RT (min.)	Exp RT (min.)	Dlt RT (min.)	Q	Response	Cal Amt ug/l	OnCol Amt ug/l	Flags
105 4-Isopropyltoluene	119	9.748	9.751	-0.003	97	472369	25.0	25.2	
106 1,4-Dichlorobenzene	146	9.808	9.810	-0.002	95	220839	25.0	23.3	
109 n-Butylbenzene	91	10.151	10.153	-0.002	97	410244	25.0	23.8	
110 1,2-Dichlorobenzene	146	10.174	10.177	-0.003	97	200724	25.0	23.0	
111 1,2-Dibromo-3-Chloropropan	157	10.932	10.934	-0.002	88	8976	25.0	23.5	
113 1,2,4-Trichlorobenzene	180	11.760	11.762	-0.002	95	112306	25.0	21.4	
114 Hexachlorobutadiene	225	11.937	11.940	-0.003	98	66536	25.0	27.5	
115 Naphthalene	128	12.008	12.011	-0.003	97	197444	25.0	19.5	
116 1,2,3-Trichlorobenzene	180	12.257	12.259	-0.002	96	102528	25.0	25.4	
S 128 Xylenes, Total	106				0		50.0	50.0	
S 129 Trihalomethanes, Total	1				0		100.0	97.6	
S 157 Total BTEX	1				0		125.0	124.7	

Reagents:

VMFASPW_00330	Amount Added:	2.50	Units: uL	
VMFASAW_00310	Amount Added:	2.50	Units: uL	
VMFASGW_00340	Amount Added:	2.50	Units: uL	
vm40ml_vials_00014	Amount Added:	0.00	Units:	Run Reagent
VMUX8SS_00032	Amount Added:	1.15	Units: uL	Run Reagent
vmDist_H2o_00161	Amount Added:	0.00	Units:	Run Reagent
VM568718_00017	Amount Added:	1.00	Units: uL	Run Reagent

PCB calculations

SAMPLE IDENTIFICATION	WC-S-PILES-121719			
COMPOUND	AROCLOR 1260			
AVERAGE CONCENTRATION	0.0461			
DILUTION FACTOR	1			
VOLUME FINAL EXTRACT (ml)	10			
WEIGHT OF SAMPLE (g)	10.23			
PERCENT SOLIDS	0.8260			
CONCENTRATION =	**54.53**	µg/Kg	REPORTED RESULT	55 µg/Kg

GC COLUMN 1

RESPONSE 1	4587188
RESPONSE 2	8828907
RESPONSE 3	5340818
RESPONSE 4	13858199
RESPONSE 5	9896178
RESPONSE FACTOR 1	0.0414
RESPONSE FACTOR 2	0.0775
RESPONSE FACTOR 3	0.0479
RESPONSE FACTOR 4	0.1302
RESPONSE FACTOR 5	0.0574
INTERNAL STANDARD RESPONSE	133495610
INTERNAL STANDARD CONCENTRATION	0.05
CONCENTRATION 1	0.0415
CONCENTRATION 2	0.0427
CONCENTRATION 3	0.0418
CONCENTRATION 4	0.0399
CONCENTRATION 5	0.0646
AVERAGE (µg/L)	0.0461

Eurofins TestAmerica, Canton
Target Compound Quantitation Report

Data File:	\\chromna\Canton\ChromData\A2HP11\20191224-94529.b\P11122415.D				
Lims ID:	240-124062-C-6-B				
Client ID:	WC-S-PILES-121719				
Sample Type:	Client				
Inject. Date:	24-Dec-2019 16:04:59	ALS Bottle#:	15	Worklist Smp#:	15
Injection Vol:	1.0 uL	Dil. Factor:	1.0000		
Sample Info:	240-0094529-015				
Operator ID:		Instrument ID:	A2HP11		
Method:	\\chromna\Canton\ChromData\A2HP11\20191224-94529.b\PCB11 IS.m				
Limit Group:	GC 8082A IS				
Last Update:	26-Dec-2019 07:32:01	Calib Date:	26-Sep-2019 19:27:31		
Integrator:	Falcon				
Quant Method:	Internal Standard	Quant By:	Initial Calibration		
Last ICal File:	\\chromna\Canton\ChromData\A2HP11\20190926-91426.b\P11092633.D				
Column 1 :	CLP-1 0.53mm ID (0.53 mm)		Det: GC ECD1A		
Column 2 :	CLP-2 0.53mm ID (0.53 mm)		Det: GC ecd2b		
Process Host:	CTX0332				
First Level Reviewer: hassl		Date:	26-Dec-2019 07:27:47		

Col	RT (min.)	Exp RT (min.)	Dlt RT (min.)	Response	OnCol Amt ng/ul	Flags
S 1 Polychlorinated biphenyls, Total						
1		1.000			ND	
* 14 1-Bromo-2-nitrobenzene						
1	1.378	1.378	0.000	133495610	0.0500	
2	1.817	1.817	0.000	186369942	0.0500	
$ 2 Tetrachloro-m-xylene						
1	2.247	2.246	0.001	37132558	0.0135	
2	3.123	3.123	0.000	53609056	0.0128	
					RPD = 5.23	
3 PCB-1221						
1		2.514			ND	
1		2.713				
1		2.765				
2		3.674				
2		3.894				
2		3.982				

Col	RT (min.)	Exp RT (min.)	Dlt RT (min.)	Response	OnCol Amt ng/ul	Flags
6	PCB-1016					
1		2.765			ND	
1		3.320				
1		3.991				
1		4.167				
1		4.482				
2		3.980				
2		4.550				
2		5.104				
2		5.258				
2		5.533				
4	PCB-1232					
1		2.765			ND	
1		3.320				
1		3.990				
1		4.168				
1		4.483				
2		3.980				
2		4.551				
2		5.104				
2		5.258				
2		5.534				
5	PCB-1242					
1		2.766			ND	
1		3.321				
1		3.991				
1		4.168				
1		4.483				
2		3.981				
2		4.551				
2		5.104				
2		5.258				
2		5.534				
7	PCB-1248					U
1		3.319			ND	
1		4.679				
1		5.386				
1		5.786				
1		6.311				
2		4.549				
2		5.102				
2		5.891				
2		6.196				
2		6.811				

Col	RT (min.)	Exp RT (min.)	Dlt RT (min.)	Response	OnCol Amt ng/ul	Flags
8 PCB-1254						U
1		5.394			ND	
1		5.786				
1		6.058				
1		6.236				
1		6.493				
2		6.191				
2		6.384				
2		6.809				
2		7.022				
2		7.500				
10 PCB-1260						
1	5.968	5.969	-0.001	4587188	0.0415	
1	6.237	6.237	0.000	8828907	0.0427	
1	6.601	6.602	-0.001	5340818	0.0418	
1	7.100	7.101	-0.001	13858199	0.0399	
1	7.340	7.343	-0.003	9896178	0.0646	
		Average of Peak Amounts =			0.0461	
2	7.186	7.186	0.000	10385419	0.0501	
2	7.498	7.498	0.000	21212896	0.0685	
2	7.837	7.837	0.000	10139965	0.0537	
2	8.055	8.056	-0.001	20803744	0.0475	
2	8.350	8.351	-0.001	18003571	0.0558	
		Average of Peak Amounts =			0.0551	
					RPD = 17.80	
9 PCB-1262						U
1		5.970			ND	
1		6.602				
1		6.819				
1		7.100				
1		7.381				
2		7.187				
2		7.584				
2		7.838				
2		8.056				
2		8.350				
11 PCB-1268						U
1		7.381			ND	
1		7.412				
1		7.578				
1		7.886				
1		8.121				
2		8.348				
2		8.384				
2		8.582				
2		8.808				
2		9.056				
$ 12 DCB Decachlorobiphenyl						
1	8.269	8.270	-0.001	38392754	0.0123	
2	9.244	9.245	-0.001	50014895	0.0119	
					RPD = 3.67	

APPENDIX E—INVESTIGATION-DERIVED WASTE (IDW) DOCUMENTATION

Generator acknowledges that no material change has occurred either in the characteristics or in the process generating the material.

Please print or type.

Form Approved. OMB No. 2050-0039

UNIFORM HAZARDOUS WASTE MANIFEST	1. Generator ID Number	2. Page 1 of	3. Emergency Response Phone	4. Manifest Tracking Number
	MDR000524413	1	(800) 483-3718	014230606 FLE

GENERATOR

5. Generator's Name and Mailing Address
Middle River Complex
195 Chesapeake Park Plaza Rd
Middle River, MD 21220
Generator's Phone: (301) 528-3021

Generator's Site Address (if different than mailing address)
195 Chesapeake Park Plaza Rd
Baltimore, MD 21220

6. Transporter 1 Company Name: Clean Harbors Environmental Services, Inc.
U.S. EPA ID Number: MAD039322250

7. Transporter 2 Company Name
U.S. EPA ID Number

8. Designated Facility Name and Site Address
Clean Harbors Chattanooga LLC
3300 Cummings Road
Chattanooga, TN 37419
Facility's Phone: (423) 821-6926
U.S. EPA ID Number: TND982141392

9a. HM	9b. U.S. DOT Description (including Proper Shipping Name, Hazard Class, ID Number, and Packing Group (if any))	10. Containers No.	10. Containers Type	11. Total Quantity	12. Unit Wt./Vol.	13. Waste Codes
	1. NON D.O.T. REGULATED	1	DM	200	P	
	2. NON D.O.T. REGULATED. (WATER)	6	DM	3000	P	
	3. NON DOT REGULATED. (WATER)	2	DM	800	P	
	4.	~~2~~	~~DM~~	~~800~~	~~P~~	

14. Special Handling Instructions and Additional Information
1. CH1970256
2. CH1974518
3. CH1573719
1) 1 x 55
2) 6 x 55
3) 2 x 55

Contract retained by generator confers agency authority on initial transporter to add or substitute additional transporters on generator's behalf for purposes of transportation efficiency, convenience, or safety

15. **GENERATOR'S/OFFEROR'S CERTIFICATION:** I hereby declare that the contents of this consignment are fully and accurately described above by the proper shipping name, and are classified, packaged, marked and labeled/placarded, and are in all respects in proper condition for transport according to applicable international and national governmental regulations. If export shipment and I am the Primary Exporter, I certify that the contents of this consignment conform to the terms of the attached EPA Acknowledgment of Consent.
I certify that the waste minimization statement identified in 40 CFR 262.27(a) (if I am a large quantity generator) or (b) (if I am a small quantity generator) is true.

Generator's/Offeror's Printed/Typed Name: Christopher Keller
Signature:
Month: 2 Day: 18 Year: 20

INT'L

16. International Shipments ☐ Import to U.S. ☐ Export from U.S. Port of entry/exit:
Transporter signature (for exports only): Date leaving U.S.:

TRANSPORTER

17. Transporter Acknowledgment of Receipt of Materials

Transporter 1 Printed/Typed Name: COREY JOYNER
Signature:
Month: 2 Day: 18 Year: 2020

Transporter 2 Printed/Typed Name
Signature
Month Day Year

DESIGNATED FACILITY

18. Discrepancy

18a. Discrepancy Indication Space ☐ Quantity ☐ Type ☐ Residue ☐ Partial Rejection ☐ Full Rejection

Manifest Reference Number:

18b. Alternate Facility (or Generator)
U.S. EPA ID Number
Facility's Phone:

18c. Signature of Alternate Facility (or Generator)
Month Day Year

19. Hazardous Waste Report Management Method Codes (i.e., codes for hazardous waste treatment, disposal, and recycling systems)

1.	2.	3.	4.
H141	H141	H141	

20. Designated Facility Owner or Operator: Certification of receipt of hazardous materials covered by the manifest except as noted in Item 18a

Printed/Typed Name: Doug Kelly
Signature:
Month: 3 Day: 5 Year: 20

EPA Form 8700-22 (Rev. 12-17) Previous editions are obsolete.

Clean Harbors has the appropriate permits for and will accept the waste the generator is shipping.

DESIGNATED FACILITY TO GENERATOR

DA 2000791842 FPW

WASTE MATERIAL PROFILE SHEET

Clean Harbors Profile No. CH1970236

A. GENERAL INFORMATION

GENERATOR EPA ID #/REGISTRATION # ***MDR000524413*** GENERATOR NAME: ***Middle River Complex***

GENERATOR CODE (Assigned by Clean Harbors) ***MI5240*** CITY ***Baltimore*** STATE/PROVINCE ***MD*** ZIP/POSTAL CODE ***21220***

ADDRESS ***195 Chesapeake Park Plaza Rd*** PHONE: **(301) 528-3021**

CUSTOMER CODE (Assigned by Clean Harbors) ***TE0740*** CUSTOMER NAME: ***Tetra Tech Inc***

ADDRESS ***20251 Century Boulevard Suite 200*** CITY ***Germantown*** STATE/PROVINCE ***MD*** ZIP/POSTAL CODE ***20874***

B. WASTE DESCRIPTION

WASTE DESCRIPTION: ***Block E Soil Pile Soil Cuttings (Sample: WC-S-PILES-121719)***

PROCESS GENERATING WASTE: **Soil Borings**

IS THIS WASTE CONTAINED IN SMALL PACKAGING CONTAINED WITHIN A LARGER SHIPPING CONTAINER ? **No**

C. PHYSICAL PROPERTIES (at 25C or 77F)

PHYSICAL STATE
- [x] SOLID WITHOUT FREE LIQUID
- [ ] POWDER
- [ ] MONOLITHIC SOLID
- [ ] LIQUID WITH NO SOLIDS
- [ ] LIQUID/SOLID MIXTURE
- % FREE LIQUID
- % SETTLED SOLID
- % TOTAL SUSPENDED SOLID
- [ ] SLUDGE
- [ ] GAS/AEROSOL

NUMBER OF PHASES/LAYERS

1 2 3

% BY VOLUME (Approx.)

TOP ***0.00***

MIDDLE ***0.00***

BOTTOM ***0.00***

VISCOSITY (If liquid present)
- 1 - 100 (e.g. Water)
- 101 - 500 (e.g. Motor Oil)
- 501 - 10,000 (e.g. Molasses)
- > 10,000

COLOR

Varies

ODOR
- [x] NONE
- [ ] MILD
- [ ] STRONG

Describe:

BOILING POINT °F (°C)
- <= 95 (<=35)
- 95 - 100 (35-38)
- 101 - 129 (38-54)
- >= 130 (>54)

MELTING POINT °F (°C)
- < 140 (<60)
- 140-200 (60-93)
- [x] > 200 (>93)

TOTAL ORGANIC CARBON
- <= 1%
- 1-9%
- [x] >= 10%

FLASH POINT °F (°C)
- < 73 (<23)
- 73 - 100 (23-38)
- 101 -140 (38-60)
- 141 -200 (60-93)
- > 200 (>93)

pH
- <= 2
- 2.1 - 6.9
- [x] 7 (Neutral)
- 7.1 - 12.4
- >= 12.5

SPECIFIC GRAVITY
- < 0.8 (e.g. Gasoline)
- 0.8-1.0 (e.g. Ethanol)
- 1.0 (e.g. Water)
- 1.0-1.2 (e.g. Antifreeze)
- [x] > 1.2 (e.g. Methylene Chloride)

ASH
- < 0.1
- 0.1 - 1.0
- 1.1 - 5.0
- 5.1 - 20.0
- > 20
- [x] Unknown

BTU/LB (MJ/kg)
- [x] < 2,000 (<4.6)
- 2,000-5,000 (4.6-11.6)
- 5,000-10,000 (11.6-23.2)
- > 10,000 (>23.2)

Actual:

D. COMPOSITION (List the complete composition of the waste, include any inert components and/or debris. Ranges for individual components are acceptable. If a trade name is used, please supply an MSDS. Please do not use abbreviations.)

CHEMICAL	MIN	--	MAX	UOM
AROCLOR-1260	55.0000000	--	55.0000000	PPB
BARIUM (TCLP)	0.4600000	--	0.4600000	PPM
CADMIUM (TCLP)	0.0030000	--	0.0030000	PPM
CHROMIUM (TCLP)	0.0130000	--	0.0130000	PPM
LEAD (TCLP)	0.0200000	--	0.0200000	PPM
SOIL	99.0000000	--	100.0000000	%

DOES THIS WASTE CONTAIN ANY HEAVY GAUGE METAL DEBRIS OR OTHER LARGE OBJECTS (EX., METAL PLATE OR PIPING >1/4" THICK OR >12" LONG, METAL REINFORCED HOSE >12" LONG, METAL WIRE >12" LONG, METAL VALVES, PIPE FITTINGS, CONCRETE REINFORCING BAR OR PIECES OF CONCRETE >3")? YES [x] NO

If yes, describe, including dimensions:

DOES THIS WASTE CONTAIN ANY METALS IN POWDERED OR OTHER FINELY DIVIDED FORM? YES [x] NO

DOES THIS WASTE CONTAIN OR HAS IT CONTACTED ANY OF THE FOLLOWING; ANIMAL WASTES, HUMAN BLOOD, BLOOD PRODUCTS, BODY FLUIDS, MICROBIOLOGICAL WASTE, PATHOLOGICAL WASTE, HUMAN OR ANIMAL DERIVED SERUMS OR PROTEINS OR ANY OTHER POTENTIALLY INFECTIOUS MATERIAL? YES [x] NO

I acknowledge that this waste material is neither infectious nor does it contain any organism known to be a threat to human health. This certification is based on my knowledge of the material. Select the answer below that applies:

The waste was never exposed to potentially infectious material. YES NO

Chemical disinfection or some other form of sterilization has been applied to the waste. YES NO

I ACKNOWLEDGE THAT THIS PROFILE MEETS THE CLEAN HARBORS BATTERY PACKAGING REQUIREMENTS. YES NO

I ACKNOWLEDGE THAT MY FRIABLE ASBESTOS WASTE IS DOUBLE BAGGED AND WETTED. YES NO

SPECIFY THE SOURCE CODE ASSOCIATED WITH THE WASTE. ***G44*** SPECIFY THE FORM CODE ASSOCIATED WITH THE WASTE. ***W301***

E. CONSTITUENTS

Are these values based on testing or knowledge? Knowledge ☑ Testing

If constituent concentrations are based on analytical testing, analysis must be provided. Please attach document(s) using the link on the Submit tab.

Please indicate which constituents below apply. Concentrations must be entered when applicable to assist in accurate review and expedited approval of your waste profile. Please note that the total regulated metals and other constituents sections require answers.

RCRA	REGULATED METALS	REGULATORY LEVEL (mg/l)	TCLP mg/l	TOTAL	UOM	NOT APPLICABLE
D004	ARSENIC	5.0				☑
D005	BARIUM	100.0				☑
D006	CADMIUM	1.0				☑
D007	CHROMIUM	5.0				☑
D008	LEAD	5.0				☑
D009	MERCURY	0.2				☑
D010	SELENIUM	1.0				☑
D011	SILVER	5.0				☑

	VOLATILE COMPOUNDS		
D018	BENZENE	0.5	
D019	CARBON TETRACHLORIDE	0.5	
D021	CHLOROBENZENE	100.0	
D022	CHLOROFORM	6.0	
D028	1,2-DICHLOROETHANE	0.5	
D029	1,1-DICHLOROETHYLENE	0.7	
D035	METHYL ETHYL KETONE	200.0	
D039	TETRACHLOROETHYLENE	0.7	
D040	TRICHLOROETHYLENE	0.5	
D043	VINYL CHLORIDE	0.2	
	SEMI-VOLATILE COMPOUNDS		
D023	o-CRESOL	200.0	
D024	m-CRESOL	200.0	
D025	p-CRESOL	200.0	
D026	CRESOL (TOTAL)	200.0	
D027	1,4-DICHLOROBENZENE	7.5	
D030	2,4-DINITROTOLUENE	0.13	
D032	HEXACHLOROBENZENE	0.13	
D033	HEXACHLOROBUTADIENE	0.5	
D034	HEXACHLOROETHANE	3.0	
D036	NITROBENZENE	2.0	
D037	PENTACHLOROPHENOL	100.0	
D038	PYRIDINE	5.0	
D041	2,4,5-TRICHLOROPHENOL	400.0	
D042	2,4,6-TRICHLOROPHENOL	2.0	
	PESTICIDES AND HERBICIDES		
D012	ENDRIN	0.02	
D013	LINDANE	0.4	
D014	METHOXYCHLOR	10.0	
D015	TOXAPHENE	0.5	
D016	2,4-D	10.0	
D017	2,4,5-TP (SILVEX)	1.0	
D020	CHLORDANE	0.03	
D031	HEPTACHLOR (AND ITS EPOXIDE)	0.008	

OTHER CONSTITUENTS	MAX	UOM	NOT APPLICABLE
BROMINE			☑
CHLORINE			☑
FLUORINE			☑
IODINE			☑
SULFUR			☑
POTASSIUM			☑
SODIUM			☑
AMMONIA			☑
CYANIDE AMENABLE			☑
CYANIDE REACTIVE			☑
CYANIDE TOTAL			☑
SULFIDE REACTIVE			☑

HOCs

☑ NONE
< 1000 PPM
>= 1000 PPM

PCBs

NONE
☑ < 50 PPM
>=50 PPM

IF PCBS ARE PRESENT, IS THE WASTE REGULATED BY TSCA 40 CFR 761?

YES ☑ NO

ADDITIONAL HAZARDS

DOES THIS WASTE HAVE ANY UNDISCLOSED HAZARDS OR PRIOR INCIDENTS ASSOCIATED WITH IT, WHICH COULD AFFECT THE WAY IT SHOULD BE HANDLED?

YES ☑ NO (If yes, explain)

CHOOSE ALL THAT APPLY

DEA REGULATED SUBSTANCES	EXPLOSIVE	FUMING	OSHA REGULATED CARCINOGENS
POLYMERIZABLE	RADIOACTIVE	REACTIVE MATERIAL	☑ NONE OF THE ABOVE

F. REGULATORY STATUS

YES ☑ NO USEPA HAZARDOUS WASTE?

YES ☑ NO DO ANY STATE WASTE CODES APPLY?

Texas Waste Code

YES ☑ NO DO ANY CANADIAN PROVINCIAL WASTE CODES APPLY?

YES ☑ NO IS THIS WASTE PROHIBITED FROM LAND DISPOSAL WITHOUT FURTHER TREATMENT PER 40 CFR PART 268?

LDR CATEGORY: ***Not subject to LDR***
VARIANCE INFO:

YES ☑ NO IS THIS A UNIVERSAL WASTE?

YES ☑ NO IS THE GENERATOR OF THE WASTE CLASSIFIED AS A VERY SMALL QUANTITY GENERATOR (VSQG) OR A STATE EQUIVALENT DESIGNATION?

YES NO IS THIS MATERIAL GOING TO BE MANAGED AS A RCRA EXEMPT COMMERCIAL PRODUCT, WHICH IS FUEL (40 CFR 261.2 (C)(2)(II))?

YES ☑ NO DOES TREATMENT OF THIS WASTE GENERATE A F006 OR F019 SLUDGE?

YES NO IS THIS WASTE STREAM SUBJECT TO THE INORGANIC METAL BEARING WASTE PROHIBITION FOUND AT 40 CFR 268.3(C)?

YES ☑ NO DOES THIS WASTE CONTAIN VOC'S IN CONCENTRATIONS >=500 PPM?

YES ☑ NO DOES THE WASTE CONTAIN GREATER THAN 20% OF ORGANIC CONSTITUENTS WITH A VAPOR PRESSURE >= .3KPA (.044 PSIA)?

YES ☑ NO DOES THIS WASTE CONTAIN AN ORGANIC CONSTITUENT WHICH IN ITS PURE FORM HAS A VAPOR PRESSURE > 76.6 KPA (11.1 PSIA)?

YES ☑ NO IS THIS CERCLA REGULATED (SUPERFUND) WASTE ?

YES ☑ NO IS THE WASTE SUBJECT TO ONE OF THE FOLLOWING NESHAP RULES?

Hazardous Organic NESHAP (HON) rule (subpart G) Pharmaceuticals production (subpart GGG)

YES NO IF THIS IS A US EPA HAZARDOUS WASTE, DOES THIS WASTE STREAM CONTAIN BENZENE?

YES NO Does the waste stream come from a facility with one of the SIC codes listed under benzene NESHAP or is this waste regulated under the benzene NESHAP rules because the original source of the waste is from a chemical manufacturing, coke by-product recovery, or petroleum refinery process?

YES NO Is the generating source of this waste stream a facility with Total Annual Benzene (TAB) >10 Mg/year?

What is the TAB quantity for your facility? Megagram/year (1 Mg = 2,200 lbs)

The basis for this determination is: Knowledge of the Waste Or Test Data Knowledge Testing

Describe the knowledge :

G. DOT/TDG INFORMATION

DOT/TDG PROPER SHIPPING NAME:

NON D.O.T. REGULATED

H. TRANSPORTATION REQUIREMENTS

ESTIMATED SHIPMENT FREQUENCY ☑ ONE TIME WEEKLY MONTHLY QUARTERLY YEARLY OTHER

☑ **CONTAINERIZED**

1-1 CONTAINERS/SHIPMENT

STORAGE CAPACITY: ***100***

CONTAINER TYPE:

PORTABLE TOTE TANK BOX|CARTON|CASE

CUBIC YARD BOX ☑ DRUM

OTHER:

DRUM SIZE: ***55***

BULK LIQUID

GALLONS/SHIPMENT: ***0 Min -0 Max*** GAL.

BULK SOLID

SHIPMENT UOM: TON YARD

TONS/YARDS/SHIPMENT: ***0 Min - 0 Max***

I. SPECIAL REQUEST

COMMENTS OR REQUESTS:

GENERATOR'S CERTIFICATION

I certify that I am authorized to execute this document as an authorized agent. I hereby certify that all information submitted in this and attached documents is correct to the best of my knowledge.I also certify that any samples submitted are representative of the actual waste.If Clean Harbors discovers a discrepancy during the approval process, Generator grants Clean Harbors the authority to amend the profile, as Clean Harbors deems necessary, to reflect the discrepancy.

AUTHORIZED SIGNATURE	NAME (PRINT)	TITLE	DATE
Tom D. Blackman	THOMAS D. BLACKMAN	PROJECT LEAD	Feb. 4, 2020

APPENDIX F—A&I ENVIRONMENTAL AND IH SERVICES ASBESTOS REPORTS

A&I INC
ENVIRONMENTAL SERVICES
Asbestos & Mold Remediation
Selective Demolition

www.aandiinc.com

July 30, 2019

Mr. Josh Mullis
Tetra Tech
20251 Century Blvd.
Suite 200
Germantown MD 20874

Dear Mr. Mullis:

RE: Asbestos Inspection – various building materials, Block E, Lot D
Located at: 195 Chesapeake Park Plaza, Middle River, MD, 21221

On April 15, 2019, I performed a visual inspection of the above referenced property to locate and identify asbestos containing building materials.

During the inspection, no visible asbestos containing products were noted on the site.

We appreciate the opportunity to be of service. If you have any questions or need additional information, please contact me at (410) 238-3020.

Sincerely,

A&I Inc.

Matthew Smith
President
18021521

AMA Analytical Services, Inc.
Focused On Results.

CERTIFICATE OF ANALYSIS

NVLAP®
Lab Code 101143-0

Chain of Custody: 307927
Client: IH Services, Inc.
Address: 6601 Chandlery Street
Baltimore, MD 21224
Attention: Scott Richardson

Job Name: MRA
Job Location: Not Provided
Job Number: 8979
P.O. Number: Not Provided

Date Submitted: 06/21/2019
Date Analyzed: 06/24/2019
Report Date: 06/24/2019
Date Sampled: 06/19/2019
Person Submitting: Michael Harlee

Summary of Polarized Light Microscopy

AMA Sample Number	Client Sample Number	Total Asbestos	Chrysotile Percent	Amosite Percent	Crocidolite Percent	Other Asbestos Percent	Mineral Wool Percent	Fiberglass Percent	Organic Percent	Synthetic Percent	Other Percent	Particulate Percent	Sample Type	Sample Color	Homogeneity	Analyst ID	Comments
307927-1	1E-BRK	NAD	--	--	--	--	--	--	--	--	--	100	Brick	Red	Homogeneous	PC	
307927-1A	1E-BRK	NAD	--	--	--	--	--	--	--	--	--	100	Grout	Gray	Homogeneous	PC	
307927-2	2E-BRK	NAD	--	--	--	--	--	--	--	--	--	100	Brick	Red	Homogeneous	PC	
307927-2A	2E-BRK	NAD	--	--	--	--	--	--	--	--	--	100	Grout	Gray	Homogeneous	PC	
307927-3	3E-BRK	NAD	--	--	--	--	--	--	--	--	--	100	Brick	Red	Homogeneous	PC	
307927-3A	3E-BRK	NAD	--	--	--	--	--	--	--	--	--	100	Grout	Gray	Homogeneous	PC	

The following footnotes only apply to those samples which the total asbestos result is flagged with a note number.

[1] TEM RECOMMENDATION - Please note, due to resolution limitations with optical microscopy and/or interference from matrix components of this sample, results which are reported via PLM as negative or trace (<1%) for asbestos may contain a significant quantity of asbestos. It is recommended that the additional analytical technique of TEM be used to check for asbestos fibers below the resolution limits of optical microscopy.

[2] MATRIX REDUCTION RECOMMENDATION - Please note, due to interference from the matrix components of this sample, results which are reported via PLM as negative or trace (<1%) for asbestos may contain a significant quantity of asbestos which is obscured from view. It is recommended that the additional preparation technique of gravimetric reduction be performed on this sample to minimize the obscuring effects of matrix components, followed by reanalysis by PLM and/or TEM.

Analysis Method - EPA/600/R-93/116 dated July 1993
NAD = "No Asbestos Detected" TR = "Trace equals less than 1% of this component"

Uncertainty: For samples containing asbestos in range of 1-10% the CV is 0.43, 11-35% CV=0.55, >35 CV=0.23. All results are to be considered preliminary and subject to change unless signed by the Technical Director or Deputy.

Analyst(s): Peerawut Chaikeenee

Technical Director Michael Greenberg

This report applies only to the sample, or samples, investigated and is not necessarily indicative of the quality or condition of apparently identical or similar products. As a mutual protection to clients, the public, and these Laboratories, this report is submitted and accepted for the exclusive use of the client to whom it is addressed and upon the condition that it is not to be used, in whole or in part, in any advertising or publicity matter without prior written authorization from us. Sample types, locations, and collection protocols are based upon the information provided by the persons submitting them and, unless collected by personnel of these Laboratories, we expressly disclaim any knowledge and liability for the accuracy and completeness of this information. Residual sample material will be discarded in accordance with the appropriate regulatory guidelines, unless otherwise requested by the client. NVLAP accreditation applies only to polarized light microscopy of bulk samples and transmission electron microscopy of AHERA air samples. This report must not be used to claim, and does not imply product certification, approval, or endorsement by NVLAP or any agency of the Federal Government. All rights reserved. AMA Analytical Services, Inc.

AMA Analytical Services, Inc.
Focused on Results www.amalab.com
AIHA-LAP (#100470) NVLAP (#101143-0) NY ELAP (10920)
4475 Forbes Blvd. • Lanham, MD 20706
(301) 459-2640 • (800) 346-0961 • Fax (301) 459-2643

CHAIN OF CUSTODY

(Please Refer To This Number For Inquires) 307927

Mailing/Billing Information:
1. Client Name: IH
2. Address 1:
3. Address 2:
4. Address 3:
5. Phone #: Fax #:

Submittal Information:
1. Job Name: NIRIA
2. Job Location:
3. Job #: 8979 P.O. #:
4. Contact Person: Scott Richardson Cell:
5. Collected by: Cell:

Reporting Info (Results provided as soon as technically feasible). If no TAT/Reporting Info is provided, AMA will assign defaults of 5-Day and email/fax to contacts on file.

AFTER HOURS (must be pre-scheduled)
☐ 4 Hours ☐ Late Night
☐ Immediate Date Due:
☐ 24 Hours Time Due:
Comments:

NORMAL BUSINESS HOURS
☐ 4 Hours ☐ 3 Day ☐ Results Required By Noon
☐ Same Day ☐ 5 Day +
☒ Next Day Date Due: 10/24/19
☐ 2 Day

REPORT TO:
☐ Email:
☐ Email 2:
☐ Verbals:

Asbestos Analysis
*PCM Air – Please Indicate Filter Type:
☐ NIOSH 7400 (QTY)
☐ Fiberglass (QTY)
TEM Air* – Please Indicate Filter Type:
☐ AHERA (QTY)
☐ NIOSH 7402 (QTY)
☐ Other (specify) (QTY)
PLM Bulk
☐ EPA 600 – Visual Estimate (QTY) ☐ Pos Stop
☐ EPA Point Count (QTY)
☐ NY State Friable 198.1 (QTY)
☐ Grav. Reduction ELAP 198.6 (QTY)
☐ Other (specify) (QTY)
MISC
☐ Asbestos Soil PLM (Qual) PLM (Quan) PLM/TEM (Qual) PLM/TEM (Quan)
*It is recommended that blank samples be submitted with all air and surface samples

TEM Bulk
☐ ELAP 198.4/Chatfield (QTY)
☐ NY State PLM/TEM (QTY)
☐ Residual Ash (QTY)
☐ Vermiculite
TEM Dust*
☐ Qual. (pres/abs) Vacuum/Dust (QTY)
☐ Quan. (s/area) Vacuum D5755-95 (QTY)
☐ Quan. (s/area)Dust D6480-99 (QTY)
TEM Water
☐ Qual. (pres/abs) (QTY)
☐ ELAP 198.2/EPA 100.2 (QTY)
☐ EPA 100.1 (QTY)

☒ All samples received in good condition unless otherwise noted.
(TEM Water samples °C)

If field data sheets are submitted, there is no need to complete bottom section.

Metals Analysis
☐ Pb Paint Chip (QTY)
☐ *Pb Dust Wipe (wipe type) (QTY)
☐ *Pb Air (QTY)
☐ Pb Soil/Solid (QTY)
☐ Pb TCLP (QTY)
☐ Drinking Water ☐ Pb (QTY) ☐ Cu (QTY) ☐ As (QTY)
☐ Waste Water ☐ Pb (QTY) ☐ Cu (QTY) ☐ As (QTY)
☐ Pb Furnace (Media) (QTY)

Fungal Analysis
Collection Apparatus for Spore Traps/Air Samples:
Collection Media
☐ *Spore-Trap (QTY) ☐ Surface Vacuum Dust (QTY)
☐ *Surface Swab (QTY)
☐ *Surface Tape (QTY)
☐ Other (Specify) (QTY

CLIENT ID #	SAMPLE INFORMATION SAMPLE LOCATION/ ID	DATE/ TIME	VOL (L)/ Wipe Area	ANALYSIS TEM	PCM	PLM	LEAD	MOLD	MATRIX AIR	BULK	DUST	WATER AND OTHER	SPORE TRAP	TAPE	SWAB	COMMENTS / SPECIAL INSTRUCTIONS

	Print Name	Signature	Date	Time
Relinquished by:	Michael Harlee			
Received by:			10/21/19	1000

Shipping Information
☐ UPS ☒ In-Person ☐ Other
☐ FedEx ☐ Drop Box
☐ USPS ☐ Courrier

8979

SAMPLE SUBMITTAL – CHAIN-OF-CUSTODY

Phone: 410-633-4000
Fax: 443-708-2229

IH SERVICES, INC.
6601 Chandlery Street • Baltimore, MD 21224

OFFICE USE ONLY
Report #

COC #

IH, Inc. Client Name: MRA
Contact: Josh Mullis
Phone No. 410-279 2700 Fax No. _____
Total No. of Samples 6

Project Name: MRA
Address: _____

Project Page ____ of ____

Results Required by: 6/24/19 Before Noon? ☐ Yes ☐ No ☐ by Fax ☐ by Mail (Original)

LAB NO.	SAMPLE NO.	SAMPLE IDENTIFICATION	DATE SAMPLE TAKEN	VOLUME (L) AREA (SQ IN)	SAMPLE TYPE				TESTS REQUIRED					
					AIR	BULK	WIPE		TEM	PLM	LEAD	MOLD	TCLP LEAD	
	1E-BRK	Brick	6-19-19			✓				✓				
		Grout				✓				✓				
	2E-BRK	Brick				✓				✓				
		Grout				✓				✓				
	3E-BRK	Brick				✓				✓				
		Grout				✓				✓				

1	Relinquished by: (signature) Michael Hurley	Date: 6-19-19	3	Relinquished by: (signature)	Date:	LAB	Analyzed by: (signature)	Date
	Name: (printed)	Time:		Name: (printed)	Time:		Name: (printed)	Time:
2	Received by: (signature)	Date: 6/21/19	4	Received by: (signature)	Date:	USE	Reported to: (signature)	Date:
	Name: (printed)	Time: 1020		Name: (printed)	Time:		Name: (printed)	Time: