Lockheed Martin Corporation
6801 Rockledge Drive MP: CCT-246
Bethesda, MD 20817
Telephone 301-548-2209

January 24, 2019

VIA PRIVATE CARRIER

Mr. James R. Carroll
Program Administrator
Land Restoration Program
Land Management Administration
Maryland Department of the Environment
1800 Washington Boulevard, Suite 625
Baltimore, Maryland 21230

Subject: Transmittal of the Chesapeake Park Plaza PCB Investigation Report
Lockheed Martin Corporation; Middle River Complex
2323 Eastern Boulevard, Middle River, Baltimore County, Maryland

Dear Mr. Carroll:

Lockheed Martin Corporation is submitting two hard copies with CD of the subject report. This report presents results of PCB soil sampling in the Chesapeake Park Plaza road median areas adjacent to Block E at the Lockheed Martin Middle River Complex in Middle River, Maryland.

We respectfully request to receive Maryland Department of Environment's comments or approval by March 13, 2019.

Please let me know if you have any questions. My office phone is (301) 548-2209.

Sincerely,

Thomas D. Blackman
Project Lead, Environmental Remediation

cc: (via email without enclosure)
Gary Schold, MDE
Mark Mank, MDE
Christine Kline, Lockheed Martin
Norman Varney, Lockheed Martin
Michael Martin, Tetra Tech
Cannon Silver, CDM Smith

cc: (via Secure Information Exchange)
Jann Richardson, Lockheed Martin
Scott Heinlein, LMCPI
Christopher Keller, LMCPI
Glen Harriel, LMCPI

cc: (via RMFT)
Dave Brown, MRAS
Bud Zahn, MRAS

cc: (via mail with enclosure)
Ruth Prince, EPA
Tom Green, LMCPI
Mike Musheno, LMCPI

Lockheed Martin Corporation
6801 Rockledge Drive MP: CCT-246
Bethesda, MD 20817
Telephone 301-548-2209

January 24, 2019 **VIA PRIVATE CARRIER**

Ms. Ruth Prince, PhD Toxicologist
3LC10, Office of Remediation
Land and Chemicals Division
U.S. Environmental Protection Agency, Region III
1650 Arch St.
Philadelphia, Pennsylvania 19103-2029

Subject: Transmittal of the Chesapeake Park Plaza PCB Investigation Report
Lockheed Martin Corporation; Middle River Complex
2323 Eastern Boulevard, Middle River, Baltimore County, Maryland

Dear Ms. Prince:

For your information, please find enclosed two hard copies with a CD of the above-referenced document. This report presents results of PCB soil sampling in the Chesapeake Park Plaza road median areas adjacent to Block E at the Lockheed Martin Middle River Complex in Middle River, Maryland.

I am available for your questions; my office phone is (301) 548-2209.

Sincerely,

Thomas D. Blackman
Project Lead, Environmental Remediation

cc: (via email without enclosure)
Gary Schold, MDE
Mark Mank, MDE
Christine Kline, Lockheed Martin
Norman Varney, Lockheed Martin
Michael Martin, Tetra Tech
Cannon Silver, CDM Smith

cc: (via Secure Information Exchange)
Jann Richardson, Lockheed Martin
Scott Heinlein, LMCPI
Christopher Keller, LMCPI
Glen Harriel, LMCPI

cc: (via RMFT)
Dave Brown, MRAS
Bud Zahn, MRAS

cc: (via mail with enclosure)
Jim Carroll, MDE
Tom Green, LMCPI
Mike Musheno, LMCPI

CHESAPEAKE PARK PLAZA
PCB INVESTIGATION REPORT
LOCKHEED MARTIN MIDDLE RIVER COMPLEX
2323 EASTERN BOULEVARD
MIDDLE RIVER, MARYLAND

Prepared for:
Lockheed Martin Corporation

Prepared by:
Tetra Tech, Inc.

January 2019

Approved by:
Lockheed Martin, Inc.

Revision: 0



Michael Martin, P.G.
Regional Manager

TABLE OF CONTENTS

Section	Page
Table of Contents	**i**
List of FIGURES	**ii**
List of TABLES	**ii**
Appendices	**ii**
Acronyms	**iii**
Section 1 Introduction	**1-1**
Section 2 Background and Site Description	**2-1**
Section 3 Investigation Approach And Methodology	**3-1**
3.1 Mobilization/Demobilization	3-1
3.2 Site Access and Utility Clearance	3-2
3.3 Field Methodology	3-3
3.3.1 Investigation Approach	3-3
3.3.2 Drilling and Sampling	3-4
3.4 Sampling Nomenclature	3-4
3.5 Surveying	3-5
3.6 Documentation	3-5
3.7 Sample Handling	3-5
3.8 Equipment Decontamination	3-6
3.9 Waste Management	3-6
3.10 Data Validation	3-6
Section 4 Results	**4-1**
4.1 Median Drainage Swale Results	4-1
4.2 Border of Block F Results	4-2
Section 5 Summary	**5-1**
Section 6 References	**6-1**

TABLE OF CONTENTS (CONTINUED)

LIST OF FIGURES

Figure 1-1 Site Location Map, Middle River Complex
Figure 1-2 Chesapeake Park Plaza Median Location
Figure 2-1 PCB Results, November 2017, Chesapeake Park Plaza
Figure 3-1 Proposed PCB Sampling Locations, Chesapeake Park Plaza
Figure 4-1 August 2018 PCB Sample Exceedances, Chesapeake Park Plaza

LIST OF TABLES

Table 3-1 Proposed Sampling Locations, Chesapeake Park Plaza
Table 4-1 Statistical Summary of PCBs Detected in Soil Samples – 2018, Chesapeake Park Plaza
Table 4-2 Detected PCBs and Screening Level Exceedances, Chesapeake Park Plaza Median – 2018

APPENDICES

Appendix A—Permits Utility Clearance Reports
Appendix B—Soil Boring Logs
Appendix C—Chemical-Data Table and Data Validation Reports
Appendix D—Investigation-Derived Waste (IDW) Documentation

ACRONYMS

bgs	below ground surface
CPP	Chesapeake Park Plaza
DPT	direct-push technology
EGIS	environmental geographic information system
ESH	environment, safety and health
ft	feet
GPR	ground-penetrating radar
GPS	global positioning system
HASP	health and safety plan
IDW	investigation-derived waste
LMCPI	LMC Properties, Inc.
Lockheed Martin	Lockheed Martin Corporation
mg/kg	milligrams per kilogram
MRC	Middle River Complex
PCB	polychlorinated biphenyl
PID	photoionization detector
PPE	personal protective equipment
PRG	preliminary remedial goal
QA	quality assurance
QC	quality control
TCLP	toxicity characteristic leaching procedure
Tetra Tech	Tetra Tech, Inc.
USDOT	United States Department of Transportation
USEPA	United States Environmental Protection Agency

VOC(s)	volatile organic compound(s)
WMP	waste management plan

SECTION 1
INTRODUCTION

This report summarizes field activities and chemical analytical results from the additional investigation of polychlorinated biphenyls (PCBs) in soil along Chesapeake Park Plaza at the Middle River Complex (MRC) in Middle River, Maryland. Figure 1-1 shows the Middle River Complex site location and Figure 1-2 details the area within the site that is the subject of this report. This report documents the advancement and sampling of 49 direct-push technology (DPT) borings to assess concentrations of polychlorinated biphenyls that might be in soil surrounding historical and current features.

Pursuant to the objectives of the infrastructure assessment work plan (Tetra Tech, 2017a), soil samples were collected from areas around present and former light poles and watchman towers to determine if polychlorinated biphenyls were present. Former structure locations were found during a source material review of historical facility site plans. Site reconnaissance and a geophysical survey were performed in June 2017 to determine if any physical features of the former structures could be identified, and to determine if significant site modification or soil rework occurred in these areas. These former structures represent relatively small potential source areas, and no documentation indicating that polychlorinated biphenyls were contained within the electrical transformers associated with these former structures was found. The results of this investigation are summarized in Section 2.

Sampling objectives in accordance with the *Chesapeake Park Plaza PCB Investigation Work Plan* (Tetra Tech, 2018a) were to:

- Collect soil samples from a series of 13 soil boring transects within the drainage swale located within the median of Chesapeake Park Plaza as well as the grassy area south of Chesapeake Park Plaza that borders Block F. Proposed samples were to be collected from three depths, 0-0.5 feet, 0.5-1.0 feet, and 1.0-2.0 feet below ground surface (bgs) at each boring location.

- Determine the concentration of polychlorinated biphenyl analytes within the two shallowest samples from each location, and based on these results, analyze the deeper sample at each location if the total Aroclor concentration in the overlying 0.5-1.0-foot sample exceeds 1,000 micrograms per kilogram (µg/kg).

The additional data will be used to evaluate whether the concentrations and extent of polychlorinated biphenyls within the median of Chesapeake Park Plaza require any action to prevent potential migration to surface water given the proximity of storm drain inlets, as well as to determine if polychlorinated biphenyls have migrated across the median to the southern perimeter of Chesapeake Park Plaza. This report is organized as follows:

Section 2—Background and Site Description: Briefly summarizes the site background and references recent reports containing detailed background information related to the project.

Section 3—Investigation Approach and Methodology: Presents the technical approach for soil sampling and describes the field methodology employed for the investigation.

Section 4—Results: Presents the investigation results.

Section 5—Summary: Summarizes the investigation findings.

Section 6—References: Cites references used to compile this report.

Figures, tables, and appendices are at the end of this report, following Section 6.

SECTION 2
BACKGROUND AND SITE DESCRIPTION

In November 2017, samples were collected to investigate polychlorinated biphenyl (PCB) concentrations in soil surrounding historical and current Middle River Complex (MRC) structures/features that may have PCB-containing electrical transformers/equipment. The identified features of concern included light poles and former watchtower locations associated with current and historical operations at the Lockheed Martin MRC, in Middle River, Maryland. The soil samples were collected from 0-1 foot below ground surface (bgs) and analyzed for PCBs. At each location, an additional sample was collected from the 1-3 feet interval in the soil boring and sent to the analytical laboratory to be frozen until analytical results from the 0-1-foot samples were processed. Frozen samples were to be analyzed only if the total PCB concentration in the shallower (0-1 foot) sample exceeded the industrial exposure preliminary remedial goal (PRG) of 10 milligrams per kilogram (mg/kg). Because PCB concentrations in each 0-1 foot sample collected were below the industrial PRG of 10 mg/kg, none of the deeper 1-3 feet samples were analyzed. The results indicated that soil PCB concentrations at investigated MRC features do not pose risks to industrial workers near these sites (Tetra Tech, 2018b).

As summarized in the *Infrastructure Assessment: Utility Poles and Former Watchman Towers Sampling Investigation Report* (Tetra Tech, 2018b), PCB concentrations up to 8,300 micrograms per kilogram (µg/kg [equal to 8.3 mg/kg]) were detected in eight shallow soil samples collected around the locations of former light poles in the median of Chesapeake Park Plaza, a paved road located just south of MRC Block E (Figure 2-1). Although PCB concentrations in the soil samples were below the industrial exposure risk-based screening value of 10 mg/kg, because the median area drains directly into storm drains that discharge to Dark Head Cove, additional investigation was recommended.

SECTION 3
INVESTIGATION APPROACH AND METHODOLOGY

This report documents field activities for conducting additional shallow soil sampling to characterize polychlorinated biphenyls (PCBs) in soil within the median of the Chesapeake Park Plaza road as well as the grassy area south of Chesapeake Park Plaza that borders Block F. The scope of work associated with this field program included:

- Advancement of 39 soil borings across 13 transects to two feet below ground surface (bgs) along the median drainage swale of Chesapeake Park Plaza.
- Advancement of 10 soil borings to two feet bgs bordering Chesapeake Park Plaza and the Block F fence boundary, drilled on the road side of the boundary.
- All soil borings were sampled at three depths (0-0.5 feet [ft], 0.5-1 ft, and 1-2 ft) and analyzed for PCBs by United States Environmental Protection Agency (USEPA) Method 8082A. Each sample collected from the depth of 1-2 ft bgs was frozen upon receipt by the laboratory and placed on hold (frozen) pending analysis of the two shallower intervals.

3.1 MOBILIZATION/DEMOBILIZATION

On August 16, 2018, Tetra Tech mobilized equipment, the drilling subcontractor (GroundZero), and Tetra Tech field personnel to the site for soil sampling. Mobilization included:

- coordinating with Lockheed Martin Corporation (Lockheed Martin) and MRC personnel for facility access and approval of boring locations
- mobilizing subcontractors, equipment, and materials to the site
- obtaining “Miss Utility” and Middle River Complex (MRC) utility clearances for the soil boring locations, along with using a private utility-locating firm
- implementing a site-specific health and safety plan (HASP)
- preparing to manage investigation-derived waste (IDW)

Demobilization included the following:

- demobilizing subcontractors, equipment, and materials from the site
- general site cleanup and trash removal
- managing IDW

MRC tenants were informed and updated about the field investigation at biweekly meetings conducted by LMC Properties, Inc., (LMCPI). LMCPI was notified of the field tasks and schedule and approved the proposed work prior to field mobilization.

The Tetra Tech field operations leader coordinated mobilization and demobilization (including equipment inventories, to ensure equipment availability), purchasing and leasing equipment, and staging equipment for efficient loading and transport to and from the site before and after each field activity. Before field operations began, Tetra Tech personnel reviewed the site-specific HASP (Tetra Tech, 2016) and the respective "safe work" permits therein. Before daily field events, Tetra Tech held mandatory health and safety tailgate meetings to review site conditions and anticipated work for each day. Subcontractors present for that day's field activities were included in the daily tailgate meetings. The Tetra Tech site health and safety officer documented pertinent topics covered and personnel in attendance. Each day, Tetra Tech used traffic cones to isolate the work area and all field personnel wore high-visibility safety vests.

As part of daily IDW management, Tetra Tech followed the waste management plan (WMP [Tetra Tech, 2017b]) conforming to *Lockheed Martin Energy, Environment, Safety, and Health (EESH) Remediation Waste Management Procedure No. EROP 03, Revision 4,* effective April 17, 2009 (Lockheed Martin, 2009).

3.2 SITE ACCESS AND UTILITY CLEARANCE

Site access, utility clearances, notifications and approvals, and project documentation conformed to the provisions of *Lockheed Martin Remediation Contractor's Environment, Safety and Health (ESH) Handbook, Revision 4, May 1, 2016* (Lockheed Martin, 2016). Before starting any intrusive field activities, Tetra Tech obtained the required permits, completed the digging authorization form and risk-handling checklist, and obtained required signatures. Each proposed soil boring location was screened for the presence of subsurface utilities. In addition to calling in a "Miss Utility"

ticket, Tetra Tech obtained available MRC-facility engineering and utility maps and contracted with a private utility-locating service (RETTEW$_{SM}$/Enviroscan [RETTEW]) to locate and mark out any underground utilities. RETTEW used standard utility-locating equipment representing the best available technology including a Radiodetection RD-8000, a Radiodetection cable-avoidance tool, and a Geophysical Survey Systems, Inc. subsurface-interface radar system (GSSI SIR 2000) ground penetrating radar (GPR) system.

Subsurface utilities within a 30-foot radius of each designated location were located and marked on the ground with the industry-standard paint color corresponding to each utility. All new sampling locations were recorded in the site logbook. Permits, the "Miss Utility" clearance, and the RETTEW utility-screening report are in Appendix A.

No site operations were affected during the field activities. Tetra Tech used traffic cones and caution tape to isolate the work areas and maintained open pathways for pedestrian and vehicle traffic during this investigation.

3.3 FIELD METHODOLOGY

3.3.1 Investigation Approach

As shown on Figure 3-1 and presented in Table 3-1, the sampling strategy consisted of 13 transects of the median drainage swale separated by approximately 80 feet. Each transect consisted of three boring locations and at each location, samples were collected at depths of 0-0.5 foot, 0.5-1 foot, and 1-2 feet below ground surface (bgs). Ten of the thirteen total transects also contained a boring location in the grass on the southern edge of Chesapeake Park Plaza. These ten borings were drilled in the grass on the road side of the fence that separates Block F and Chesapeake Park Plaza and followed the same sampling methodology as previously described.

For all soil borings, the samples from the two shallower intervals were submitted to a State of Maryland accredited laboratory (TestAmerica, North Canton, Ohio) for PCB analysis by USEPA Method 8082A. Each sample collected from the 1-2 feet bgs was submitted to the same laboratory, and upon receipt, frozen by the laboratory and placed on hold pending analysis of the two shallower intervals. The lab was instructed to analyze the deepest (1-2 feet) sample only if the total

Aroclor concentration in the overlying 0.5-1 foot sample exceeded 1,000 micrograms per kilogram (µg/kg).

All samples were sent with a standard 21-day turnaround time and analyzed by a state-accredited laboratory (TestAmerica). Duplicate samples were collected for quality control (QC) at a rate of 1:20.

3.3.2 Drilling and Sampling

Soil borings were advanced in the Chesapeake Park Plaza median and the grassy area south of Chesapeake Park Plaza that borders Block F by a Maryland state-licensed driller using a track mounted direct-push technology (DPT) rig. The field team anticipated that the borings along the southern side of Chesapeake Park Plaza might need to be hand augered due to space limitations along the fence that separates the road and Block F. However, there was ample room for the DPT rig to access each boring location, so no hand augering was required. Soil samples were continuously collected from the depth intervals indicated in Table 3-1 using a 1.5-inch diameter, four-foot-long, stainless steel, macrocore sampler fitted with a disposable acetate liner.

Samples were collected from each soil boring for lithological characterization and field screening. Soil was screened by visual observation (e.g., staining, discolorations, etc.) and odor detection. In addition, the soil samples were screened for volatile organic compounds (VOCs) with a photoionization detector (PID) using a consistent headspace screening methodology (i.e., zip-top bag technique) to detect VOC vapors. Soil in the bag was gently disturbed to allow VOCs to be released from the soil matrix. Samples were allowed to stand for five to 10 minutes before obtaining a PID reading by inserting the PID tip into the plastic bag. The peak VOC concentration was then recorded on the soil boring form.

Soil boring logs were generated using *gINT Professional* software and are presented in Appendix B.

3.4 SAMPLING NOMENCLATURE

Each soil sample collected was identified with a unique sample identification tag. The sample identification tag consisted of the location (CPP for Chesapeake Park Plaza), followed by "SB"

and the boring number. Samples from each depth interval consisted of a two-digit label indicating the bottom depth of the boring. For example, CPP-SB-1818-1-2 represents a soil sample collected in Chesapeake Park Plaza from soil boring SB-1818 at a depth of 1-2 feet bgs. The sampling depths from each boring were recorded on the boring log forms.

3.5 SURVEYING

Environmental geographic information system (EGIS) software was used to obtain the horizontal coordinates for each proposed sampling location in the field using global positioning system (GPS) technology with sub meter accuracy.

3.6 DOCUMENTATION

A bound field logbook with consecutively numbered pages was assigned specifically for this project. All entries were recorded in indelible black ink. Any errors requiring corrections or modifications were crossed out using a single line, dated, and initialed. At the end of each workday, the responsible sampler signed the logbook pages, and any unused portions of logbook pages were crossed out, signed, and dated. The logbook contained all pertinent project information.

Sample documentation consisted of chain of custody reports and matrix-specific sampling log sheets. Signed chains of custody are provided in the data validation reports in Appendix C.

3.7 SAMPLE HANDLING

Proper custody procedures were followed throughout all phases of sample collection and handling. Chain of custody protocols were used throughout sample handling to establish the evidentiary integrity of sample containers. These protocols demonstrate that the samples were handled and transferred in a manner that would eliminate (or detect) possible tampering. Sample containers were released under signature from the laboratory and were accepted under signature by the sampler or individual responsible for maintaining custody until the sample containers were transferred to the sampling team.

Samples were released under signature from the sampling team and were accepted under signature by the laboratory. Transport containers returning to the laboratory were sealed with strapping tape

and a tamper-resistant custody seal. The custody seal includes the signature of the individual releasing the transport container, along with the date and time.

3.8 EQUIPMENT DECONTAMINATION

Reusable drilling equipment (e.g., DPT rods, augers, scoops) was decontaminated before use at each boring location. The equipment was cleaned using a high-pressure steam cleaner, Alconox® wash, followed by a three-step rinse using potable-water, reagent-grade isopropanol, and analyte-free water. Resulting wash/rinse waters were collected and containerized in a five-gallon bucket during drilling activities. Due to the minimal (under two gallons) amount of decontamination water generated, the water was allowed to evaporate, and the remaining solid contents were transferred into the soil cutting IDW drum.

3.9 WASTE MANAGEMENT

The MRC waste management plan (Tetra Tech, 2017b) conforming to *Lockheed Martin's Remediation Contractor's ESH Handbook, Revision 2* was followed during this investigation to store, manage, test, and dispose of IDW. IDW, consisting exclusively of drill cuttings, was generated during the investigation. Personal protective equipment (PPE) was placed in trash bags and then in a facility trash receptacle to be disposed of as general refuse. Soil cuttings were collected and stored in a United States Department of Transportation (USDOT)-approved 55-gallon drum. The drum was appropriately labeled and logged on a drum inventory form.

After IDW generation, the drum was relocated to a drum staging area (located in Block E/Lot D) as directed by Lockheed Martin personnel. Samples of IDW were collected and submitted to be analyzed for VOCs, PCBs, toxicity characteristic leaching procedure (TCLP) metals, and ignitability. All IDW was profiled as nonhazardous based on waste characterization sampling, and the drum was removed from the site on October 31, 2018 by Clean Harbors of Baltimore, Maryland. IDW documentation is in Appendix D.

3.10 DATA VALIDATION

Following receipt of the soil analytical results, data were validated by an independent chemist in accordance with USEPA Region 3 protocols. Chemical data were supplied by the laboratory as

hard-copy reports and electronic databases. All data were validated for all QA/QC parameters, including laboratory QA/QC and accuracy, precision, completeness, and comparability, in accordance with USEPA guidance. This review is based on the *USEPA National Functional Guidelines for Organic Superfund Methods Data Review* (USEPA, 2017b), and the specifics of the analytical method used. Data validation reports, including complete chain of custody documentation, are in Appendix C (on compact disc). Chemical data tables are also in Appendix C.

Collectively, these data are acceptable for their intended use, except for data that have been qualified as unreliable. For this validation, the following data qualifiers (i.e., flags) were applied to the chemical results presented in this report:

U Not detected. The analyte is considered not detected at the reported value.

J The analyte is considered present in the sample. However, the value is estimated and might not be accurate or precise.

UJ The analyte was not detected. However, the quantitation or detection limit might be inaccurate or imprecise.

These flags appear on the chemical results tables in Section 4 and Appendix C.

SECTION 4
RESULTS

This section presents the results of soil sampling conducted within the drainage swale of the median of Chesapeake Park Plaza, as well as the grassy area south of Chesapeake Park Plaza that borders Block F. All samples were analysed for polychlorinated biphenyls (PCBs) by United States Environmental Protection Agency (USEPA) Method 8082A. The results described below reflect the detections of PCB Aroclor-1260 in sampled soil.

Validated soil-chemical data were used to generate a statistical summary table (Table 4-1) and a detection table (Table 4-2) summarizing positive detections of PCB compounds detected in the soil samples. As shown on Table 4-1, Aroclor-1260 was the only PCB detected. Figure 4-1 shows the locations and depths of PCB Aroclor-1260 detections above the screening criterion. The screening criterion used for comparison is the USEPA-recommended residential soil action level for PCBs (1 milligram per kilogram [mg/kg], which is equivalent to 1,000 micrograms per kilogram [µg/kg]).

Median drainage swale results refer to results from borings constructed within the median of Chesapeake Park Plaza (see Figure 4-1). The border of Block F results refer to results from borings constructed along the eastern edge of the Chesapeake Park Plaza road and the Block F fence line.

4.1 MEDIAN DRAINAGE SWALE RESULTS

Aroclor-1260 was detected at levels above the residential soil action level in at least one boring within 10 of 13 transects constructed along the median drainage swale of Chesapeake Park Plaza, or within 21 total samples. All exceedances were observed in samples collected from the 0-0.5–foot interval, except for three samples (CPP-SB-1828, CPP-SB-1829, and CPP-SB-1854) in which exceedances were detected at 0.5-1 foot below ground surface (bgs). Concentrations of exceedances ranged from 1,100 µg/kg at locations CPP-SB-1857 and CPP-SB-1862 (both at 0-0.5 feet bgs) to 12,000 µg/kg at location CPP-SB-1843 (0-0.5 feet bgs). The highest exceedances

were detected in samples collected from two transects: CPP-SB-1833 through CPP-SB-1835, and CPP-SB-1842 through CPP-SB-44. No PCB detections were above the screening level in the following three transects: CPP-SB-1845 through CPP-SB-1847; CPP-SB-1848 through CPP-SB-1850; and CPP-SB-1851 through CPP-SB-1853.

PCB concentrations detected in the 0.5-1.0–foot depth at locations CPP-SB-1828, CPP-SB-1829, and CPP-SB-1854 triggered laboratory analysis of the (deeper) frozen 1-2–foot samples from these borings. Of these three, only one location (SB-1854) had a PCB detection (29 µg/kg) that is well below the screening level used in this assessment.

4.2 BORDER OF BLOCK F RESULTS

Ten soil borings (CPP-SB-1857 through CPP-SB-1866) were advanced in the grassy border between Chesapeake Park Plaza and Block F, on the road side of the fence. Five locations in the exhibited concentrations of PCB-1260 above the screening criteria (1,000 µg/kg) in the 0-0.5–foot sampling interval. Elevated concentrations ranged from 1,100 µg/kg (CPP-SB-1857) to 4,700 µg/kg (CPP-SB-1860). No exceedances were detected in deeper (0.5-1.0 feet bgs) samples at the same locations. Like the median drainage swale results, the highest concentrations tended to fall in the central area of the investigation, south of Block E.

SECTION 5
SUMMARY

The polychlorinated biphenyl (PCB) Aroclor-1260 was detected in 91 of 101 samples at concentrations ranging from 24*J* milligrams per kilogram (µg/kg) to 12,000 µg/kg. Concentrations in 26 samples exceeded the United States Environmental Protection Agency (USEPA)-recommended residential soil action level (1,000 µg/kg). The highest Aroclor-1260 concentration detected in the median was 12,000 µg/kg, while the highest detected concentration along the border of Block F was 4,700 µg/kg. Twenty-two samples collected from the 0-0.5–foot interval exceeded the soil screening level, while three samples in the 0.5-1–foot interval exceeded the screening level (see Table 4-2). Exceedances in the three deeper (i.e., in the 0.5-1–foot interval) samples ranged from 2,200 µg/kg to 2,900 µg/kg and prompted the subsequent analysis of the deepest (1-2 feet below ground surface) samples collected within these three borings. Aroclor-1260 was detected in only one of these three (1-2 foot) samples, at a concentration (29 µg/kg) well below the residential screening level (1000 µg/kg).

Further actions are planned to address the detections of Aroclor-1260 in surface soils located in roadway medians adjacent to Block E (and outside the Block E parcel boundary). Concentrations of polychlorinated biphenyls in soils exceeding the residential action level in the center-roadway median are proposed to be removed and replaced with clean backfill as part of a future Block E soil remedial action. If approved by the regulatory agencies, this clean-up response will conservatively minimize exposure by future workers, trespassers, and frequent site visitors to polychlorinated biphenyls in median soils and also prevent migration of PCB-impacted soils to storm drains and potentially out to Dark Head Cove. Additional investigation of polychlorinated biphenyls in Block F surface soil, south of the grassy border between Chesapeake Park Plaza and Block F, is also planned, and will be addressed separately from future Block E activities.

SECTION 6
REFERENCES

Lockheed Martin Corporation (Lockheed Martin), 2008. *Enterprise Operations (EO)-28 and Lockheed Martin Minimum Requirements for Intrusive Fieldwork Work Plans.*

Lockheed Martin Corporation (Lockheed Martin), 2009. *Energy, Environment, Safety, and Health (EESH) Remediation Waste Management Procedure No: EROP-03, Revision 4* (effective April 17, 2009).

Lockheed Martin Corporation (Lockheed Martin), 2016. *Remediation Contractor's ESH Handbook*, Revision 4, effective May 1.

Tetra Tech, Inc. (Tetra Tech), 2016. *Master Health and Safety Plan, Middle River Complex*, Revision 6, Lockheed Martin Middle River Complex, 2323 Eastern Boulevard Middle River, Maryland. Prepared by Tetra Tech, Inc., Germantown, Maryland for Lockheed Martin Corporation, Bethesda, Maryland. January.

Tetra Tech, Inc. (Tetra Tech), 2017a. *Infrastructure Assessment: Utility Poles and Former Watchman Towers Sampling Investigation Work Plan,* Revision 2, Lockheed Martin Middle River Complex, 2323 Eastern Boulevard Middle River, Maryland. Letter report prepared by Tetra Tech, Inc., Germantown, Maryland for Lockheed Martin Corporation, Bethesda, Maryland. December.

Tetra Tech, Inc. (Tetra Tech), 2017b. *Waste Management Plan*, Lockheed Martin Middle River Complex, 2323 Eastern Boulevard Middle River, Maryland. Prepared by Tetra Tech, Inc., Germantown, Maryland for Lockheed Martin Corporation, Bethesda, Maryland. December.

Tetra Tech, Inc. (Tetra Tech), 2018a. *Chesapeake Park Plaza PCB Investigation Work Plan,* Lockheed Martin Middle River Complex, 2323 Eastern Boulevard Middle River, Maryland. Prepared by Tetra Tech, Inc., Germantown, Maryland for Lockheed Martin Corporation, Bethesda, Maryland. June.

Tetra Tech, Inc. (Tetra Tech), 2018b. *Infrastructure Assessment: Utility Poles and Former Watchman Towers Sampling Investigation Report*, Lockheed Martin Middle River Complex, 2323 Eastern Boulevard Middle River, Maryland. Prepared by Tetra Tech, Inc., Germantown, Maryland for Lockheed Martin Corporation, Bethesda, Maryland. March.

FIGURES

Figure 1-1 Site Location Map, Middle River Complex

Figure 1-2 Chesapeake Park Plaza Median Location

Figure 2-1 PCB Results, November 2017, Chesapeake Park Plaza

Figure 3-1 Proposed PCB Sampling Locations, Chesapeake Park Plaza

Figure 4-1 August 2018 PCB Sample Exceedances, Chesapeake Park Plaza



2017 aerial photograph provided by the State of Maryland.

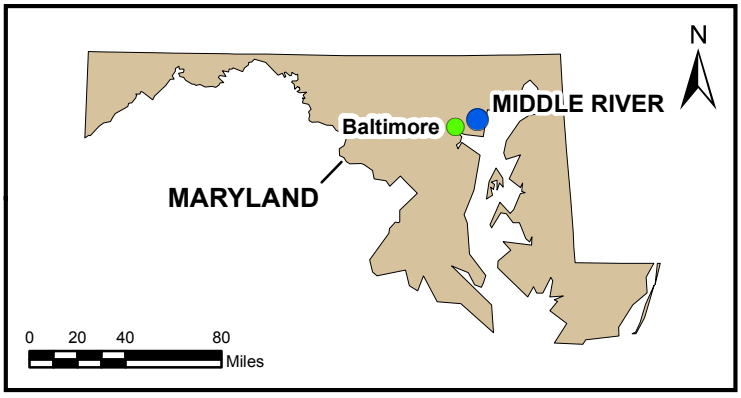

FIGURE 1-1

SITE LOCATION MAP
MIDDLE RIVER COMPLEX

Lockheed Martin Middle River Complex
Middle River, Maryland

DATE MODIFIED:	CREATED BY:
08/27/18	JEE

TETRA TECH

Map Document: (P:\GIS\Middle_River\MapDocs\MXD\mrc_sitemap_aug2018.mxd)
08/27/18 -- JEE



LEGEND

Middle River Complex Boundary

2017 aerial photograph provided by the State of Maryland.

0 160 320 Feet

N

FIGURE 1-2

CHESAPEAKE PARK PLAZA MEDIAN LOCATION

Lockheed Martin Middle River Complex
Middle River, Maryland

DATE MODIFIED: 12/17/18

CREATED BY: JEE

TETRA TECH

Map Document: (P:\GIS\Middle_River\MapDocs\MXD\park_plaza_location_map_nov2018.mxd)
12/17/18 -- JEE

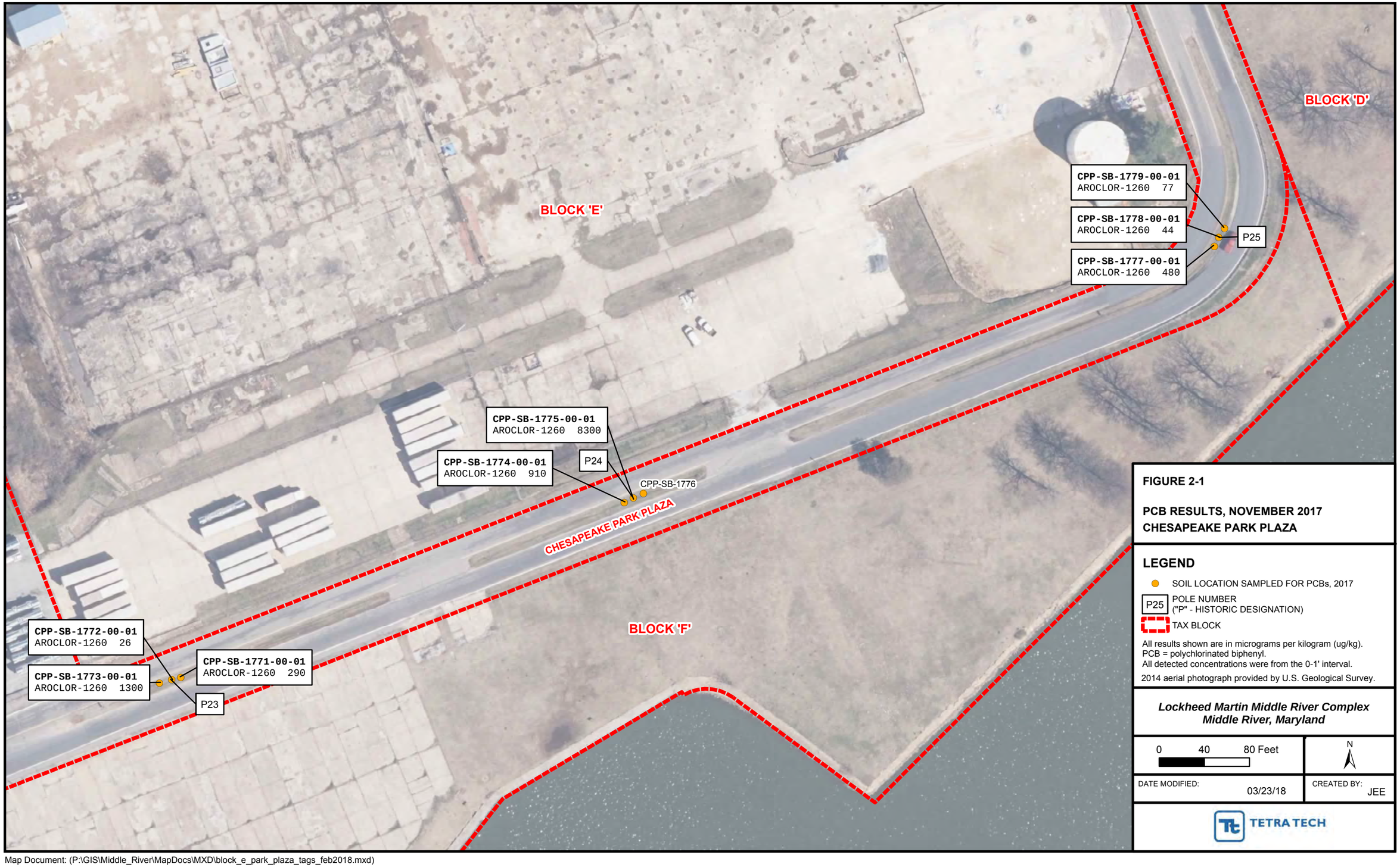

FIGURE 2-1

PCB RESULTS, NOVEMBER 2017
CHESAPEAKE PARK PLAZA

LEGEND

- SOIL LOCATION SAMPLED FOR PCBs, 2017
- P25 POLE NUMBER ("P" - HISTORIC DESIGNATION)
- TAX BLOCK

All results shown are in micrograms per kilogram (ug/kg).
PCB = polychlorinated biphenyl.
All detected concentrations were from the 0-1' interval.

2014 aerial photograph provided by U.S. Geological Survey.

Lockheed Martin Middle River Complex
Middle River, Maryland

0 40 80 Feet

N

DATE MODIFIED: 03/23/18

CREATED BY: JEE

TETRA TECH

Map Document: (P:\GIS\Middle_River\MapDocs\MXD\block_e_park_plaza_tags_feb2018.mxd)
03/23/18 -- JEE

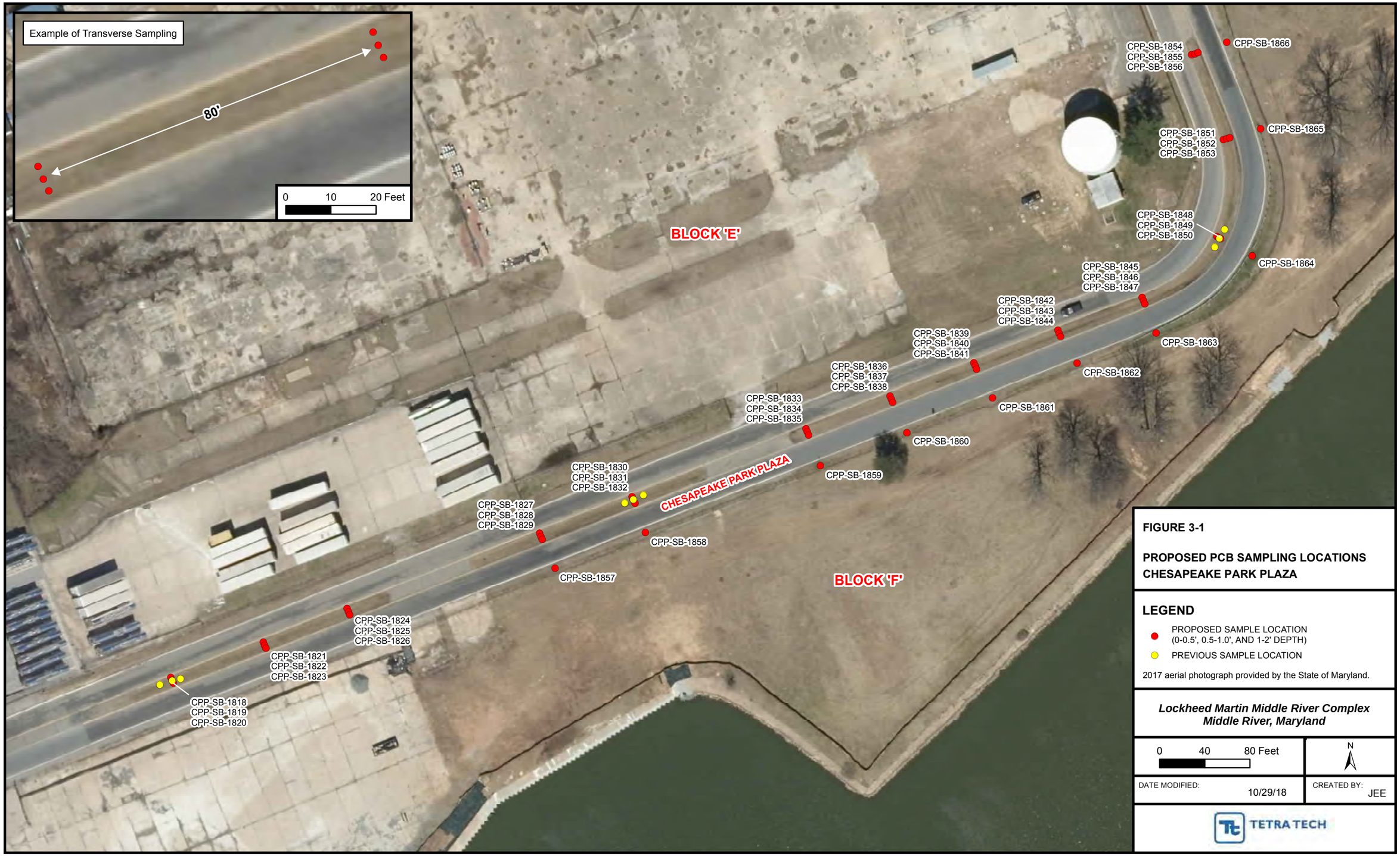

FIGURE 3-1

PROPOSED PCB SAMPLING LOCATIONS
CHESAPEAKE PARK PLAZA

LEGEND

- PROPOSED SAMPLE LOCATION (0-0.5', 0.5-1.0', AND 1-2' DEPTH)
- PREVIOUS SAMPLE LOCATION

2017 aerial photograph provided by the State of Maryland.

Lockheed Martin Middle River Complex
Middle River, Maryland

0 40 80 Feet

N

DATE MODIFIED: 10/29/18

CREATED BY: JEE

TETRA TECH

Map Document: (P:\GIS\Middle_River\MapDocs\MXD\block_e_park_plaza_proplocs_may2018.mxd)
10/29/18 -- JEE

J = Estimated result.
0.5-1.0' = Depth range in feet below ground surface,
All results in micrograms per kilogram (µg/kg).
Results compared to TSCA unrestricted use / residential limit of 1000 µg/kg.

BLOCK 'E'

CPP-SB-1854
0.5-1.0' AROCLOR-1260 2800

CPP-SB-1866
CPP-SB-1856
CPP-SB-1855
CPP-SB-1865
CPP-SB-1853
CPP-SB-1852
CPP-SB-1851

CPP-SB-1839
0-0.5' AROCLOR-1260 2900 J

CPP-SB-1840
0-0.5' AROCLOR-1260 3200 J

CPP-SB-1836
0-0.5' AROCLOR-1260 6900

CPP-SB-1838
0-0.5' AROCLOR-1260 2100 J

CPP-SB-1833
0-0.5' AROCLOR-1260 5900

CPP-SB-1834
0-0.5' AROCLOR-1260 9800

CPP-SB-1835
0-0.5' AROCLOR-1260 7100

CPP-SB-1843
0-0.5' AROCLOR-1260 12000

CPP-SB-1842
0-0.5' AROCLOR-1260 4500

CPP-SB-1844
0-0.5' AROCLOR-1260 9000

CPP-SB-1848
CPP-SB-1849
CPP-SB-1850
CPP-SB-1864
CPP-SB-1845
CPP-SB-1846
CPP-SB-1847
CPP-SB-1863

CPP-SB-1862
0-0.5' AROCLOR-1260 1100

CPP-SB-1837

CPP-SB-1841
0-0.5' AROCLOR-1260 2600 J

CPP-SB-1859

CPP-SB-1860
0-0.5' AROCLOR-1260 4700

CPP-SB-1861
0-0.5' AROCLOR-1260 2500

CPP-SB-1830
0-0.5' AROCLOR-1260 3800

CPP-SB-1831
0-0.5' AROCLOR-1260 3000 J / 2900 (DUP)

CPP-SB-1832
0-0.5' AROCLOR-1260 1300 J

CPP-SB-1827
0-0.5' AROCLOR-1260 5800 J

CPP-SB-1828
0.5-1.0' AROCLOR-1260 2200 J

CPP-SB-1829
0.5-1.0' AROCLOR-1260 2900 J

CHESAPEAKE PARK PLAZA

CPP-SB-1858
0-0.5' AROCLOR-1260 1300

CPP-SB-1857
0-0.5' AROCLOR-1260 1100

CPP-SB-1824
CPP-SB-1826

CPP-SB-1821
0-0.5' AROCLOR-1260 3000

CPP-SB-1822
CPP-SB-1823

CPP-SB-1825
0-0.5' AROCLOR-1260 1800 J

CPP-SB-1818
CPP-SB-1820

CPP-SB-1819
0-0.5' AROCLOR-1260 2500 J

BLOCK 'F'

FIGURE 4-1

AUGUST 2018 PCB SAMPLE EXCEEDANCES
CHESAPEAKE PARK PLAZA

LEGEND

- SAMPLE LOCATION

2017 aerial photograph provided by the State of Maryland.

Lockheed Martin Middle River Complex
Middle River, Maryland

0 40 80 Feet

N

DATE MODIFIED: 11/16/18

CREATED BY: JEE

TETRA TECH

Map Document: (P:\GIS\Middle_River\MapDocs\MXD\block_e_park_plaza_exc_aug2018_1260.mxd)
11/16/18 -- JEE

TABLES

Table 3-1 Proposed Sampling Locations, Chesapeake Park Plaza

Table 4-1 Statistical Summary of PCBs Detected in Soil Samples – 2018, Chesapeake Park Plaza

Table 4-2 Detected PCBs and Screening Level Exceedances, Chesapeake Park Plaza Median – 2018

Table 3-1

Proposed Sampling Locations
Chesapeake Park Plaza, Middle River, MD

Sampling transect	Sample identification	Sampling depth interval[1,2] (feet below ground surface)
Chesapeake Park Plaza-1	CPP-SB-1818	0-0.5, 0.5- 1.0, 1-2
	CPP-SB-1819	0-0.5, 0.5- 1.0, 1-2
	CPP-SB-1820	0-0.5, 0.5- 1.0, 1-2
Chesapeake Park Plaza-2	CPP-SB-1821	0-0.5, 0.5- 1.0, 1-2
	CPP-SB-1822	0-0.5, 0.5- 1.0, 1-2
	CPP-SB-1823	0-0.5, 0.5- 1.0, 1-2
Chesapeake Park Plaza-3	CPP-SB-1824	0-0.5, 0.5- 1.0, 1-2
	CPP-SB-1825	0-0.5, 0.5- 1.0, 1-2
	CPP-SB-1826	0-0.5, 0.5- 1.0, 1-2
Chesapeake Park Plaza-4	CPP-SB-1827	0-0.5, 0.5- 1.0, 1-2
	CPP-SB-1828	0-0.5, 0.5- 1.0, 1-2
	CPP-SB-1829	0-0.5, 0.5- 1.0, 1-2
Chesapeake Park Plaza-5	CPP-SB-1830	0-0.5, 0.5- 1.0, 1-2
	CPP-SB-1831	0-0.5, 0.5- 1.0, 1-2
	CPP-SB-1832	0-0.5, 0.5- 1.0, 1-2
Chesapeake Park Plaza-6	CPP-SB-1833	0-0.5, 0.5- 1.0, 1-2
	CPP-SB-1834	0-0.5, 0.5- 1.0, 1-2
	CPP-SB-1835	0-0.5, 0.5- 1.0, 1-2
Chesapeake Park Plaza-7	CPP-SB-1836	0-0.5, 0.5- 1.0, 1-2
	CPP-SB-1837	0-0.5, 0.5- 1.0, 1-2
	CPP-SB-1838	0-0.5, 0.5- 1.0, 1-2
Chesapeake Park Plaza-8	CPP-SB-1839	0-0.5, 0.5- 1.0, 1-2
	CPP-SB-1840	0-0.5, 0.5- 1.0, 1-2
	CPP-SB-1841	0-0.5, 0.5- 1.0, 1-2
Chesapeake Park Plaza-9	CPP-SB-1842	0-0.5, 0.5- 1.0, 1-2
	CPP-SB-1843	0-0.5, 0.5- 1.0, 1-2
	CPP-SB-1844	0-0.5, 0.5- 1.0, 1-2
Chesapeake Park Plaza-10	CPP-SB-1845	0-0.5, 0.5- 1.0, 1-2
	CPP-SB-1846	0-0.5, 0.5- 1.0, 1-2
	CPP-SB-1847	0-0.5, 0.5- 1.0, 1-2
Chesapeake Park Plaza-11	CPP-SB-1848	0-0.5, 0.5- 1.0, 1-2
	CPP-SB-1849	0-0.5, 0.5- 1.0, 1-2
	CPP-SB-1850	0-0.5, 0.5- 1.0, 1-2
Chesapeake Park Plaza-12	CPP-SB-1851	0-0.5, 0.5- 1.0, 1-2
	CPP-SB-1852	0-0.5, 0.5- 1.0, 1-2
	CPP-SB-1853	0-0.5, 0.5- 1.0, 1-2
Chesapeake Park Plaza-13	CPP-SB-1854	0-0.5, 0.5- 1.0, 1-2
	CPP-SB-1855	0-0.5, 0.5- 1.0, 1-2
	CPP-SB-1856	0-0.5, 0.5- 1.0, 1-2
Chesapeake Park Plaza-Southern Fenceline Bordering Block F	CPP-SB-1857	0-0.5, 0.5- 1.0, 1-2
	CPP-SB-1858	0-0.5, 0.5- 1.0, 1-2
	CPP-SB-1859	0-0.5, 0.5- 1.0, 1-2
	CPP-SB-1860	0-0.5, 0.5- 1.0, 1-2
	CPP-SB-1861	0-0.5, 0.5- 1.0, 1-2
	CPP-SB-1862	0-0.5, 0.5- 1.0, 1-2
	CPP-SB-1863	0-0.5, 0.5- 1.0, 1-2
	CPP-SB-1864	0-0.5, 0.5- 1.0, 1-2
	CPP-SB-1865	0-0.5, 0.5- 1.0, 1-2
	CPP-SB-1866	0-0.5, 0.5- 1.0, 1-2

All borings will be advanced to a depth of two feet below ground surface (bgs), and all samples will be analyzed for polychlorinated biphenyls (PCBs) by United States Environmental Protection Agency (USEPA) Method 8082A.

1. The deepest sample (collected from 1-2 feet below ground surface [bgs]) in each boring will be frozen by laboratory and held pending results of shallower samples (0-0.5 and 0.5-1.0 foot bgs) from the same boring. If total Aroclor results in the 0.5-1.0 foot sample exceeds 0.676 milligram per kilogram, the deepest sample will be analyzed

2. Duplicate samples will be collected for quality control (QC) at a rate of 1:20. 147 total samples yield 8 total duplicates to be collected throughout the duration of the project.

Table 4-1

Statistical Summary of PCBs Detected in Soil Samples – 2018, Chesapeake Park Plaza
Lockheed Martin Middle River Complex, Middle River, Maryland

Parameter	Frequency of Detection		Minimum Concentration Detected	Maximum Concentration Detected	Location of Maximum Concentration Detected	Sample with Maximum Detected Concentration	Minimum Concentration Non-Detects	Maximum Concentration Non-Detects	Average of Detected Results	Average of All Results	Standard Deviation	Sampling Date	Matrix	Site
	Number	Percent												
Polychlorinated biphenyls (µg/kg)														
AROCLOR-1016	0/101	0	NULL	NULL	NULL	NULL	24	480	NULL	35.03	44.11	NULL	NULL	NULL
AROCLOR-1221	0/101	0	NULL	NULL	NULL	NULL	26	520	NULL	38.12	47.96	NULL	NULL	NULL
AROCLOR-1232	0/101	0	NULL	NULL	NULL	NULL	25	500	NULL	36.50	46.10	NULL	NULL	NULL
AROCLOR-1242	0/101	0	NULL	NULL	NULL	NULL	21	410	NULL	30.20	38.05	NULL	NULL	NULL
AROCLOR-1248	0/101	0	NULL	NULL	NULL	NULL	26	520	NULL	38.12	47.96	NULL	NULL	NULL
AROCLOR-1254	0/101	0	NULL	NULL	NULL	NULL	25	500	NULL	36.50	46.10	NULL	NULL	NULL
AROCLOR-1260	91/101	90	24 J	**12000**	CPP-SB-1843	CPP-SB-1843-0.0-0.5	24	480	1380.69	1248.70	2204.80	20180816	SOIL	CPP
AROCLOR-1262	0/101	0	NULL	NULL	NULL	NULL	34	680	NULL	49.49	62.48	NULL	NULL	NULL
AROCLOR-1268	0/101	0	NULL	NULL	NULL	NULL	25	500	NULL	36.50	46.10	NULL	NULL	NULL
TOTAL AROCLOR	91/101	90	24	**12000**	CPP-SB-1843	CPP-SB-1843-0.0-0.5	0	0	1380.63	1243.93	2207.35	20180816	SOIL	CPP

CPP - Chesapeake Park Plaza
J - estimated value
µg/kg - micrograms per kilogram

Table 4-2

Detected PCBs and Screening Level Exceedances, Chesapeake Park Plaza Median - 2018
Lockheed Martin Middle River Complex, Middle River, Maryland

Sample ID	Location	Top Depth	Bott Depth	Sample Date	Toxic Substance Control Act Unrestricted Soil Cleanup Level	PCBS (UG/KG) AROCLOR-1260 UG/KG	
CPP-SB-1818-0.0-0.5	CPP-SB-1818	0	0.5	20180816	1000	410	
CPP-SB-1818-0.5-1.0	CPP-SB-1818	0.5	1	20180816	1000	110	J
CPP-SB-1819-0.0-0.5	CPP-SB-1819	0	0.5	20180816	1000	**2500**	**J**
CPP-SB-1819-0.5-1.0	CPP-SB-1819	0.5	1	20180816	1000	280	
CPP-SB-1820-0.0-0.5	CPP-SB-1820	0	0.5	20180816	1000	630	
CPP-SB-1820-0.5-1.0	CPP-SB-1820	0.5	1	20180816	1000	--	
CPP-SB-1821-0.0-0.5	CPP-SB-1821	0	0.5	20180816	1000	**3000**	
CPP-SB-1821-0.5-1.0	CPP-SB-1821	0.5	1	20180816	1000	--	
CPP-SB-1822-0.0-0.5	CPP-SB-1822	0	0.5	20180816	1000	490	
CPP-SB-1822-0.5-1.0	CPP-SB-1822	0.5	1	20180816	1000	--	
CPP-SB-1823-0.0-0.5	CPP-SB-1823	0	0.5	20180816	1000	63	
CPP-SB-1823-0.5-1.0	CPP-SB-1823	0.5	1	20180816	1000	30	J
CPP-SB-1824-0.0-0.5	CPP-SB-1824	0	0.5	20180816	1000	880	
CPP-SB-1824-0.5-1.0	CPP-SB-1824	0.5	1	20180816	1000	40	J
CPP-SB-1825-0.0-0.5	CPP-SB-1825	0	0.5	20180816	1000	**1800**	**J**
CPP-SB-1825-0.5-1.0	CPP-SB-1825	0.5	1	20180816	1000	64	
CPP-SB-1826-0.0-0.5	CPP-SB-1826	0	0.5	20180816	1000	740	
CPP-SB-1826-0.5-1.0	CPP-SB-1826	0.5	1	20180816	1000	160	
CPP-SB-1827-0.0-0.5	CPP-SB-1827	0	0.5	20180816	1000	**5800**	**J**
CPP-SB-1827-0.5-1.0	CPP-SB-1827	0.5	1	20180816	1000	140	
CPP-SB-1828-0.0-0.5	CPP-SB-1828	0	0.5	20180816	1000	340	
CPP-SB-1828-0.5-1.0	CPP-SB-1828	0.5	1	20180816	1000	**2200**	**J**
CPP-SB-1828-0.5-1.0-AVG	CPP-SB-1828	0.5	1	20180816	1000	**1205**	
CPP-SB-1828-0.5-1.0-D	CPP-SB-1828	0.5	1	20180816	1000	210	J
CPP-SB-1828-1-2	CPP-SB-1828	1	2	20180816	1000	--	
CPP-SB-1829-0.0-0.5	CPP-SB-1829	0	0.5	20180816	1000	350	
CPP-SB-1829-0.5-1.0	CPP-SB-1829	0.5	1	20180816	1000	**2900**	**J**
CPP-SB-1829-1-2	CPP-SB-1829	1	2	20180816	1000	--	
CPP-SB-1830-0.0-0.5	CPP-SB-1830	0	0.5	20180816	1000	**3800**	
CPP-SB-1830-0.5-1.0	CPP-SB-1830	0.5	1	20180816	1000	120	
CPP-SB-1831-0.0-0.5	CPP-SB-1831	0	0.5	20180816	1000	**3000**	**J**
CPP-SB-1831-0.0-0.5-AVG	CPP-SB-1831	0	0.5	20180816	1000	**2950**	
CPP-SB-1831-0.0-0.5-D	CPP-SB-1831	0	0.5	20180816	1000	**2900**	
CPP-SB-1831-0.5-1.0	CPP-SB-1831	0.5	1	20180816	1000	130	J
CPP-SB-1832-0.0-0.5	CPP-SB-1832	0	0.5	20180816	1000	**1300**	**J**
CPP-SB-1832-0.5-1.0	CPP-SB-1832	0.5	1	20180816	1000	--	
CPP-SB-1833-0.0-0.5	CPP-SB-1833	0	0.5	20180816	1000	**5900**	
CPP-SB-1833-0.5-1.0	CPP-SB-1833	0.5	1	20180816	1000	220	J
CPP-SB-1834-0.0-0.5	CPP-SB-1834	0	0.5	20180816	1000	**9800**	
CPP-SB-1834-0.5-1.0	CPP-SB-1834	0.5	1	20180816	1000	330	
CPP-SB-1835-0.0-0.5	CPP-SB-1835	0	0.5	20180816	1000	**7100**	
CPP-SB-1835-0.5-1.0	CPP-SB-1835	0.5	1	20180816	1000	340	
CPP-SB-1836-0.0-0.5	CPP-SB-1836	0	0.5	20180816	1000	**6900**	
CPP-SB-1836-0.5-1.0	CPP-SB-1836	0.5	1	20180816	1000	150	
CPP-SB-1837-0.0-0.5	CPP-SB-1837	0	0.5	20180816	1000	690	J
CPP-SB-1837-0.5-1.0	CPP-SB-1837	0.5	1	20180816	1000	42	J
CPP-SB-1837-0.5-1.0-AVG	CPP-SB-1837	0.5	1	20180816	1000	39	
CPP-SB-1837-0.5-1.0-D	CPP-SB-1837	0.5	1	20180816	1000	36	J
CPP-SB-1838-0.0-0.5	CPP-SB-1838	0	0.5	20180816	1000	**2100**	**J**
CPP-SB-1838-0.5-1.0	CPP-SB-1838	0.5	1	20180816	1000	140	
CPP-SB-1839-0.0-0.5	CPP-SB-1839	0	0.5	20180816	1000	**2900**	**J**
CPP-SB-1839-0.5-1.0	CPP-SB-1839	0.5	1	20180816	1000	110	
CPP-SB-1840-0.0-0.5	CPP-SB-1840	0	0.5	20180816	1000	**3200**	**J**
CPP-SB-1840-0.5-1.0	CPP-SB-1840	0.5	1	20180816	1000	32	J
CPP-SB-1841-0.0-0.5	CPP-SB-1841	0	0.5	20180816	1000	**2600**	**J**

Table 4-2

Detected PCBs and Screening Level Exceedances, Chesapeake Park Plaza Median - 2018
Lockheed Martin Middle River Complex, Middle River, Maryland

Sample ID	Location	Top Depth	Bott Depth	Sample Date	Toxic Substance Control Act Unrestricted Soil Cleanup Level	PCBS (UG/KG) AROCLOR-1260 UG/KG	
CPP-SB-1841-0.5-1.0	CPP-SB-1841	0.5	1	20180816	1000	28	J
CPP-SB-1842-0.0-0.5	CPP-SB-1842	0	0.5	20180816	1000	**4500**	
CPP-SB-1842-0.5-1.0	CPP-SB-1842	0.5	1	20180816	1000	120	
CPP-SB-1843-0.0-0.5	CPP-SB-1843	0	0.5	20180816	1000	**12000**	
CPP-SB-1843-0.5-1.0	CPP-SB-1843	0.5	1	20180816	1000	24	J
CPP-SB-1844-0.0-0.5	CPP-SB-1844	0	0.5	20180816	1000	**9000**	
CPP-SB-1844-0.5-1.0	CPP-SB-1844	0.5	1	20180816	1000	60	
CPP-SB-1845-0.0-0.5	CPP-SB-1845	0	0.5	20180816	1000	420	
CPP-SB-1845-0.5-1.0	CPP-SB-1845	0.5	1	20180816	1000	160	J
CPP-SB-1846-0.0-0.5	CPP-SB-1846	0	0.5	20180816	1000	1000	J
CPP-SB-1846-0.5-1.0	CPP-SB-1846	0.5	1	20180816	1000	--	
CPP-SB-1847-0.0-0.5	CPP-SB-1847	0	0.5	20180816	1000	300	
CPP-SB-1847-0.0-0.5-AVG	CPP-SB-1847	0	0.5	20180816	1000	270	
CPP-SB-1847-0.0-0.5-D	CPP-SB-1847	0	0.5	20180816	1000	240	
CPP-SB-1847-0.5-1.0	CPP-SB-1847	0.5	1	20180816	1000	--	
CPP-SB-1848-0.0-0.5	CPP-SB-1848	0	0.5	20180817	1000	930	
CPP-SB-1848-0.5-1.0	CPP-SB-1848	0.5	1	20180817	1000	--	
CPP-SB-1849-0.0-0.5	CPP-SB-1849	0	0.5	20180817	1000	790	
CPP-SB-1849-0.5-1.0	CPP-SB-1849	0.5	1	20180817	1000	140	
CPP-SB-1849-0.5-1.0-AVG	CPP-SB-1849	0.5	1	20180817	1000	165	
CPP-SB-1849-0.5-1.0-D	CPP-SB-1849	0.5	1	20180817	1000	190	
CPP-SB-1850-0.0-0.5	CPP-SB-1850	0	0.5	20180817	1000	660	
CPP-SB-1850-0.5-1.0	CPP-SB-1850	0.5	1	20180817	1000	190	
CPP-SB-1851-0.0-0.5	CPP-SB-1851	0	0.5	20180817	1000	740	
CPP-SB-1851-0.5-1.0	CPP-SB-1851	0.5	1	20180817	1000	65	
CPP-SB-1852-0.0-0.5	CPP-SB-1852	0	0.5	20180817	1000	670	
CPP-SB-1852-0.5-1.0	CPP-SB-1852	0.5	1	20180817	1000	120	
CPP-SB-1853-0.0-0.5	CPP-SB-1853	0	0.5	20180817	1000	870	
CPP-SB-1853-0.5-1.0	CPP-SB-1853	0.5	1	20180817	1000	190	
CPP-SB-1854-0.0-0.5	CPP-SB-1854	0	0.5	20180817	1000	1000	J
CPP-SB-1854-0.5-1.0	CPP-SB-1854	0.5	1	20180817	1000	**2800**	
CPP-SB-1854-1-2	CPP-SB-1854	1	2	20180817	1000	29	J
CPP-SB-1855-0.0-0.5	CPP-SB-1855	0	0.5	20180817	1000	340	
CPP-SB-1855-0.5-1.0	CPP-SB-1855	0.5	1	20180817	1000	240	
CPP-SB-1856-0.0-0.5	CPP-SB-1856	0	0.5	20180817	1000	350	
CPP-SB-1856-0.0-0.5-AVG	CPP-SB-1856	0	0.5	20180817	1000	380	
CPP-SB-1856-0.0-0.5-D	CPP-SB-1856	0	0.5	20180817	1000	410	
CPP-SB-1856-0.5-1.0	CPP-SB-1856	0.5	1	20180817	1000	170	J
CPP-SB-1857-0.0-0.5	CPP-SB-1857	0	0.5	20180817	1000	**1100**	
CPP-SB-1857-0.5-1.0	CPP-SB-1857	0.5	1	20180817	1000	34	J
CPP-SB-1858-0.0-0.5	CPP-SB-1858	0	0.5	20180817	1000	**1300**	
CPP-SB-1858-0.5-1.0	CPP-SB-1858	0.5	1	20180817	1000	--	
CPP-SB-1859-0.0-0.5	CPP-SB-1859	0	0.5	20180817	1000	1000	
CPP-SB-1859-0.5-1.0	CPP-SB-1859	0.5	1	20180817	1000	35	J
CPP-SB-1860-0.0-0.5	CPP-SB-1860	0	0.5	20180817	1000	**4700**	
CPP-SB-1860-0.5-1.0	CPP-SB-1860	0.5	1	20180817	1000	76	J
CPP-SB-1860-0.5-1.0-AVG	CPP-SB-1860	0.5	1	20180817	1000	82.5	
CPP-SB-1860-0.5-1.0-D	CPP-SB-1860	0.5	1	20180817	1000	89	
CPP-SB-1861-0.0-0.5	CPP-SB-1861	0	0.5	20180817	1000	**2500**	
CPP-SB-1861-0.5-1.0	CPP-SB-1861	0.5	1	20180817	1000	190	
CPP-SB-1862-0.0-0.5	CPP-SB-1862	0	0.5	20180817	1000	**1100**	
CPP-SB-1862-0.5-1.0	CPP-SB-1862	0.5	1	20180817	1000	70	
CPP-SB-1863-0.0-0.5	CPP-SB-1863	0	0.5	20180817	1000	710	
CPP-SB-1863-0.5-1.0	CPP-SB-1863	0.5	1	20180817	1000	240	J
CPP-SB-1864-0.0-0.5	CPP-SB-1864	0	0.5	20180817	1000	340	

Table 4-2

Detected PCBs and Screening Level Exceedances, Chesapeake Park Plaza Median - 2018
Lockheed Martin Middle River Complex, Middle River, Maryland

Sample ID	Location	Top Depth	Bott Depth	Sample Date	Toxic Substance Control Act Unrestricted Soil Cleanup Level	PCBS (UG/KG) AROCLOR-1260 UG/KG	
CPP-SB-1864-0.5-1.0	CPP-SB-1864	0.5	1	20180817	1000	160	
CPP-SB-1865-0.0-0.5	CPP-SB-1865	0	0.5	20180817	1000	470	
CPP-SB-1865-0.5-1.0	CPP-SB-1865	0.5	1	20180817	1000	30	J
CPP-SB-1866-0.0-0.5	CPP-SB-1866	0	0.5	20180817	1000	840	
CPP-SB-1866-0.5-1.0	CPP-SB-1866	0.5	1	20180817	1000	--	
CPP-SB-1866-0.5-1.0-AVG	CPP-SB-1866	0.5	1	20180817	1000	27.5	
CPP-SB-1866-0.5-1.0-D	CPP-SB-1866	0.5	1	20180817	1000	43	J

Shading indicates value exceeds TSCA Soil Cleanup Level
Total Aroclor is sum of detected Aroclor concentrations
µg/kg - microgram per kilogram
J - estimated value
Duplicate samples marked with -D are also averaged with the parent sample for presentation

APPENDICES

Appendix A—Permits Utility Clearance Reports

Appendix B—Soil Boring Logs

Appendix C—Chemical-Data Table and Data Validation Reports

Appendix D—Investigation-Derived Waste (IDW) Documentation

APPENDIX A—PERMITS UTILITY CLEARANCE REPORTS

LOCKHEED MARTIN

Dig Permit

See Enterprise Operations Procedure EO-28, Digging Projects, for instructions.

Date	Project Manager
August 7, 2018	Tom Blackman (Lockheed Martin EESH) Mike Martin (Tetra Tech)

Building/Location

Chesapeake Park Plaza and Block F

Purpose of work:

1. Complete soil borings to maximum depths of 3 feet along the center median and south side (Block F) of roadway
2. Work associated with additional delineation of PCBs in soils.

Company/LM organization performing dig

Tetra Tech overseeing Ground Zero (direct push technology contractor)

Planned dig date	Duration	Start time
August 13, 2018	Two Weeks	0700
Expected depth	**Width**	**Length**
Approximately 3 feet below grade maximum	4-inch diameter boreholes	NA

Underground utilities identified?	Overhead utilities?	Electrical lines?	Gas lines?
☒ Yes ☐ No	☐ Yes ☒ No ☐ N/A	☒ Yes ☐ No	☐ Yes ☒ No
Sewer?	**Water?**	**Telecommunications?**	**Other? Specify: Storm Drain**
☒ Yes ☐ No	☐ Yes ☒ No	☐ Yes ☒ No ☐ N/A	☒ Yes ☐ No

Site-specific or customer utility locating requirements completed?

☒ Yes ☐ No ☐ N/A

Sketch of dig project (or attach drawing)

See Attached

A private utility locating contractor (Rettew) was used to mark subsurface utilities. Confirmation letter is attached.

Miss Utility Ticket has been called in and documentation will be provided when available.

The locations of the proposed work are presented in the enclosed map, Figure 3-1.

Project Manager	Date	Customer SECURITY	Date
Michael Martin Michael Martin	August 7, 2018		8/15/18
Telecommunications N/A	Date —	Customer RMS N/A	Date —
ESH	Date 8/10/18	Customer MRAS N/A	Date —
Building/Facility Manager	8-15-18	CUSTOMER ENGR	Date 8/15/18

LOCKHEED MARTIN

Risk Handling Checklist

Project Manager: Use this checklist to develop risk handling plans before the dig starts. You must also review Enterprise Operations Procedure EO-28, Digging Projects.

General Questions	☒	What Lockheed Martin processes could be affected by the dig? **No Lockheed Martin processes or operations are expected to be impacted as all work will be conducted outside the secured area within F (inc old sea plane ramp) and along Cheasepeake Park Plaza. Tetra Tech will work with Lockheed Martin and their tenants to minimize potential impacts.**
	☒	What are the safety hazards? **Utilities, slips/trips/falls, vehicle traffic, drill rig safety, pinch points**
	☒	What could fail? **Direct Push drill rig components**
	☒	How could it fail? **A component of the mechanical equipment could potentially fail. An inspection of the equipment will be conducted daily to ensure proper working condition.**
	☒	Does the area need to be returned to its normal state when the work is complete? **Yes, boreholes will be backfilled with bentonite upon completion.**
	☐	How could the dig affect operations/test/production? **No operations will be affected**
	☐	Have potential risks been addressed with area management? **No risks identified**
	☒	Am I comfortable with any risk handling plans, understanding the potential impact? **Yes**
Traffic Control	☒	Ensure proper signage and communication. **Proper signage, traffic cones etc… will be placed to safely divert traffic around the work area when working on the public roadway.**
	☒	Coordinate road or access closures through Industrial Security before starting the dig. **LMCPI, Security, EMCOR and the site tenant leads will be notified of the field schedule.**
	☒	Ensure the work area is isolated from foot traffic by placing barriers and warning lights as required by EO-28.
	☒	Ensure that vehicle traffic will be safe. **Use of traffic cones, barriers and/or caution tape**
	☐	Ensure that product transport will be safe. **N/A**
Excavation	☒	Review facility drawings to identify utilities. Research old drawings as necessary. **Available site engineering and utility maps were reviewed**
	☐	Discuss the project with Facility Engineering/Maintenance staff that may have unique knowledge about the construction area not documented in facility drawings.
	☒	Process form EO-28-1, Dig Permit. Use this opportunity to explain the process and relate expectations to the contractor/LM organization that will perform the dig.
	☒	Have LM Telecommunications and the local utility identification service locate and mark utilities/underground obstacles.
	☒	Coordinate with other ongoing projects in the affected area. **Will coordinate with any utility work in the area if present.**
	☐	Make every effort not to excavate around live utilities in service. Schedule an outage in advance or have Maintenance temporarily shut down and isolate the utilities while excavating. **Underground utilities marked by Miss Utility and private utility locating service, no utilities identified close to borehole locations.**
	☐	If live utilities cannot be shut down while excavating, know where to isolate or shut them down if they are damaged while excavating.**N/A**
	☐	Have a spotter(s) work with the equipment operator. Hand dig when necessary. **N/A**
	☐	Excavate along the side of the utility; not on top. **N/A**
	☐	Weather may affect the dig. Ensure water pipes are protected during freezing weather, especially if the trench will be left open over night. Rain may cause the side of the trench to slough, which can undermine and break pipes/conduit. **N/A**
	☐	Ensure care when moving trench boxes in and out of trenches so pipes/conduit aren't damaged by the boxes. **N/A**
	☒	Ensure surface drainage is controlled so that water doesn't get into the excavation and undermine soil supporting utilities.
	☒	Ensure stocked material is kept far enough back (minimum 2 feet) so that material and rocks don't fall on utilities in the open hole. **Soil removed from boreholes will be put in drums for characterization and disposal.**
	☒	Ensure backfilling is done carefully: Re-bed utilities with proper material, filling all voids below. Keep inappropriate material from falling on or being placed in the trench. Be careful when compacting backfill in the two feet directly above the utility. **Boreholes will backfilled with bentonite clay pellets**
	☒	Keeps the as-built utility drawing in the field while the excavation site is open. Take pictures if possible (horizontal alignment and elevations), if known utilities deviate from facility drawings or if utilities are found that are not on facility drawings. Give the modified as-built drawings to the Building/Facility Manager, who will update the drawing database. **Field geologist will maintain site maps onsite and photographs will be taken to document all phases of the project**
	☒	Ensure that the equipment operator digs slowly and remains in control. **Drill rig will be operated by and experienced person.**
on al	☐	Ensure that trenching and shoring methods comply with the applicable OSHA regulations and are overseen by a "Competent Person," as defined in those regulations. **N/A**

	☒ Regularly inspect methods to prevent violations.
	☐ Ensure LM employees do not dig or enter any excavation that is more than four feet deep. **N/A**

Project Manager signature indicating completion of checklist review	Date
Michael Martin 	August 7, 2018

GEOPHYSICS
JOB COMPLETION REPORT

TO: Mike Martin – Tetra Tech

FROM: Max Griffiths, RETTEW Associates, Inc. (RAI)

CC: Felicia Bechtel (RAI)

DATE: 08/06/2018

CLIENT: Tetra Tech	PROJECT LOCATION: Blocks E & F Middle River, MD.
PROJECT NO: 019872007	
PROJECT NAME: Middle River	
TECHNICIAN: Max Griffiths	

UTILITIES LOCATED:	**EQUIPMENT:**
• **Electric Lines** • **Storm Lines** • **Water Lines** • **Unknown Utilities**	☐ EM Locator (RD8000/Metrotech) ☒ Ground Penetrating Radar (GPR) ☒ Fisher TW-6 (metal detector) ☒ C.A.T. Passive Locator ☐ Acoustic Leak Detector ☐ Magnetometer ☐ Integrity Assessment Camera ☐ Traceable Rodder ☐ Concrete GPR

SCOPE OF WORK

RETTEW completed a subsurface utility survey to mark-out utilities, underground storage tanks, and other structures within two client-designated areas located in Blocks E and F of the Middle River Complex (**Figure 1**).

METHODOLOGIES

RETTEW first performed a visual scan of each area to identify existing utilities and USTs and associated piping (vent and fill pipes). RETTEW then scanned each survey area with a GSSI ground penetrating radar (GPR) system and dual-frequency 300/800 megaHertz scanning antenna, a Fisher TW-6 metal detector, and a C.A.T. passive utility locator to detect such targets.

RESULTS/CONCLUSIONS

On July 31, 2018, Max Griffiths arrived on-site, was shown the two survey locations, and performed a visual scan for surface features possibly related to utilities or USTs. The proposed boring locations were then marked with semi-permanent paint and pin flags where necessary.

Water (storm and fire) and electric lines were located with the C.A.T. passive utility locator and confirmed with the GPR. GPR scanning also detected an unknown utility near Boring CPP-SB-1864. RETTEW then scanned each area with a TW-6 metal detector in a rough grid pattern to detect anomalous responses indicative of buried metallic objects; however, none were detected.

RESULTS/CONCLUSIONS CONT.
The work was completed on July 31, 2018 and RETTEW photo-documented the survey locations and findings before demobilizing from the site.
ATTACHMENTS: **Figure 1** – Boring Location Survey Results, Blocks E and F

RETTEW, strives to provide quality and accurate locating services to all of its customers, but due to the nature of underground facilities, RETTEW will not be held liable for any damaged facilities. All customers are advised that they are required to follow their state's One-Call-Law before beginning excavation. The marks placed during this investigation are temporary markings for utility mapping purposes. The marks are not intended, nor should they be used for construction; legal and/or recommended construction tolerance zones associated with the identified utilities were not marked by RETTEW. Prior to construction activities, RETTEW should be contacted for remarking of the utilities and construction tolerance zones.

RETTEW, will not guarantee the longevity of utility markings, due to activities on site that may destroy, or otherwise alter, the markings that were placed on the ground by RETTEW, if the marks have been altered or destroyed, the customer is advised to contact RETTEW for remarkings. Any electronically determined depths provided to the client are estimates only and due to limitations equipment cannot be guaranteed. Client acknowledges that due to the limitations of the equipment used, safe exposure and measurements are the only methods which can precisely determine location and depth of structures marked.

PREPARED BY:	RECEIVED BY:
Maxwell (Max) Griffiths – Geophysicist III	
	
(Name and Title)	(Name and Title)

FIGURES



Scale (ft)

0 75 150 225 300

Notes: The information depicted in this drawing represents survey results from the date surveyed and can only be considered indicative of of the general conditions existing on that survey date

Coordinates in Maryland State Plane (feet) NAD-83 Datum.

- Electric Line
- Fire Water Line
- Storm Water Line
- Unknown Utility
- Boring Location

Title: **Boring Location Survey Results Blocks E & F**	Location: Middle River Complex Middle River, MD
RETTEW SM / ENVIROSCAN, INC.	Project Number: 019872007
	Scale: 1' = 150' / Revision Date: 08/06/2018

Miss Utility

Ticket No: 18522249
STANDARD
Original Call Date: 08/09/18 01:31 pm
Op / Rev Op: webusr2 / mdlakish
Response Due By: 08/13/18 11:59 pm
Release Time: 08/09/18 01:31 pm
Expiration Date: 08/27/18 23:59 pm

CALLER INFORMATION

Company Name: TETRA TECH, INC
Fax Phone:
Contact Name: JOSHUA MULLIS
Phone: 410-279-2700
Caller Address: 20251 CENTURY BLVD SUITE 200 GERMANTOWN,MD 20874
Email Address: josh.mullis@tetratech.com
Job Site Contact: JOSH MULLIS
Phone: 410-279-2700

DIG SITE INFORMATION

Type of Work: SHALLOW SOIL BORINGS ALONG MARTIN BLVD
Work Being Done For: LOCKHEED MARTIN
Explosives: N
Permit:
MDOT Permit:
Job Number:

DIG SITE LOCATION

State: MD
County: BALTIMORE
Place: MIDDLE RIVER
Subdivision:
Address:
Street: MARTIN BLVD
Intersecting Street: DARK HEAD COVE ROAD
Extent of Work: LOCATE/MARK: MEDIAN OF MARTIN BLVD SOUTH OF INTERSECTION OF DARK HEAD COVE ROAD. ROAD CURVES AROUND NEAR WATER, THIS IS THE SECTION THAT NEEDS TO BE CLEARED.
Remarks: AREA NEEDING MARKED IS CLEARLY SHOWN ON FIGURE THAT IS ATTACHED. AREA IN MEDIAN OF MARTIN BOULEVARD THAT RUNS PARALLEL WITH THE WATER.
Map Coord NW Lat: 39.3283643
Lon: -76.4308759
SE Lat: 39.3259934
Lon: -76.4269422

MEMBERS NOTIFIED

District	Company Name	Marking Concerns	Damage	Customer Service	Status
BGEBA	BGE ELECTRIC-USIC	800-778-9140	800-685-0123	800-685-0123	Clear/No conflict
BGEBAG	BGE GAS-USIC	800-778-9140	800-685-0123	800-685-0123	Clear/No conflict
CBW04	BALTIMORE CITY DPW - Pro Comm	443-456-6686			Clear/No conflict
HTV02	COMCAST-FIBER/UTILIQUEST	410-536-0070	877-359-1821	888-739-1379	Clear/No conflict (Response by Utiliquest)
MAA02	MD AVIATION ADMIN/OCCLS	410-712-0202			Clear/No conflict
TDEX01	TERRADEX	650-227-3254	650-227-3254	650-227-3254	Clear/No conflict

Legend: Locate Polygon

Lat/Lon


Martin Blvd
Martin Blvd
Martin Blvd
Martin Blvd
Martin Blvd
Google
20 m
Map data ©2018 Google
Report a map error



FIGURE 3-1

PROPOSED PCB SAMPLING LOCATIONS
CHESAPEAKE PARK PLAZA

LEGEND

- PROPOSED SAMPLE LOCATION (0-0.5', 0.5-1.0', AND 1-2' DEPTH)
- PREVIOUS SAMPLE LOCATION

Aerial photograph provided by U.S. Geological Survey.

Lockheed Martin Middle River Complex
Middle River, Maryland

0 40 80 Feet

N

DATE MODIFIED: 05/22/18

CREATED BY: JEE

TETRA TECH

Map Document: (P:\GIS\Middle_River\MapDocs\MXD\block_e_park_plaza_proplocs_may2018.mxd)
05/22/18 -- JEE

APPENDIX B—SOIL BORING LOGS

BORING NUMBER CPP-SB-1818

Tetra Tech Inc

CLIENT Lockheed Martin Corporation **PROJECT NAME** CPP PCB Median Investigation

PROJECT NUMBER 112IC07533.19 **PROJECT LOCATION** MIDDLE RIVER, MARYLAND

DATE STARTED 8/16/18 **COMPLETED** 8/16/18 **GROUND ELEVATION** _____ **HOLE SIZE** 3 inches

DRILLING CONTRACTOR Ground Zero **DRILLING METHOD** DPT

NOTES _____ **LOGGED BY** J. Mullis

NORTHING 604884.8892 ft **EASTING** 1473432.3926 ft **DATUM:** MD STATE NAD 1983

DEPTH (ft)	LABORATORY SAMPLE INTERVAL	U.S.C.S.	GRAPHIC LOG	MATERIAL DESCRIPTION	ENVIRONMENTAL DATA
0.0	0-0.5(ft)	OL		dark brown soft organic SILT w/rootlets, sl moist	PID = 1.1
0.6	0.5-1(ft)	SC		tan/gray high plastic sandy CLAY, v sl moist	PID = 1
0.8		SM		gray/brown stiff silty clayey SAND, v fine, sl moist	PID = 1.2
1.2	1-2(ft)	CL		red w/white/gray mottled stiff silty CLAY, v sl moist	
2.0				Bottom of borehole at 2.0 feet.	

TT SOIL BORING E - GINT STD US LAB.GDT - 10/22/18 10:38 - C:\USERS\JOSH.MULLIS\DESKTOP\PRACTICE 022618.GPJ

BORING NUMBER CPP-SB-1819

Tetra Tech Inc

CLIENT Lockheed Martin Corporation **PROJECT NAME** CPP PCB Median Investigation

PROJECT NUMBER 112IC07533.19 **PROJECT LOCATION** MIDDLE RIVER, MARYLAND

DATE STARTED 8/16/18 **COMPLETED** 8/16/18 **GROUND ELEVATION** _____ **HOLE SIZE** 3 inches

DRILLING CONTRACTOR Ground Zero **DRILLING METHOD** DPT

NOTES _____ **LOGGED BY** J. Mullis

NORTHING 604882.326 ft **EASTING** 1473433.401 ft **DATUM:** MD STATE NAD 1983

DEPTH (ft)	LABORATORY SAMPLE INTERVAL	U.S.C.S.	GRAPHIC LOG	MATERIAL DESCRIPTION	ENVIRONMENTAL DATA
0.0	0-0.5(ft)	OL		dark brown soft organic SILT w/rootlets, sl moist	PID = 1.5
0.6	0.5-1(ft)	ML		dark gray loose SILT, v sl moist	PID = 2
1.0		SM		gray loose v fine silty SAND, v sl moist	PID = 1.7
1.2	1-2(ft)	CL		red w/white/gray stiff silty CLAY, v sl moist	
2.0				Bottom of borehole at 2.0 feet.	

TT SOIL BORING E - GINT STD US LAB.GDT - 10/22/18 10:38 - C:\USERS\JOSH.MULLIS\DESKTOP\PRACTICE 022618.GPJ

BORING NUMBER CPP-SB-1820

Tetra Tech Inc

CLIENT Lockheed Martin Corporation **PROJECT NAME** CPP PCB Median Investigation

PROJECT NUMBER 112IC07533.19 **PROJECT LOCATION** MIDDLE RIVER, MARYLAND

DATE STARTED 8/16/18 **COMPLETED** 8/16/18 **GROUND ELEVATION** _____ **HOLE SIZE** 3 inches

DRILLING CONTRACTOR Ground Zero **DRILLING METHOD** DPT

NOTES _____ **LOGGED BY** J. Mullis

NORTHING 604879.8726 ft **EASTING** 1473434.4904 ft **DATUM:** MD STATE NAD 1983

DEPTH (ft)	LABORATORY SAMPLE INTERVAL	U.S.C.S.	GRAPHIC LOG	MATERIAL DESCRIPTION	ENVIRONMENTAL DATA
0.0					
	0-0.5(ft)	OL		dark brown soft organic SILT w/rootlets, sl moist	PID = 1
0.6					
	0.5-1(ft)	ML		dark gray loose SILT, v sl moist	PID = 1.1
1.0					
		SM		gray loose v fine silty SAND, v sl moist	PID = 0.8
1.3					
	1-2(ft)	SC		tan/brown w/white loose to crumbling clayey SAND, v sl moist	
2.0					

Bottom of borehole at 2.0 feet.

TT SOIL BORING E - GINT STD US LAB.GDT - 10/22/18 10:38 - C:\USERS\JOSH.MULLIS\DESKTOP\PRACTICE 022618.GPJ

BORING NUMBER CPP-SB-1821

Tetra Tech Inc

CLIENT Lockheed Martin Corporation **PROJECT NAME** CPP PCB Median Investigation

PROJECT NUMBER 112IC07533.19 **PROJECT LOCATION** MIDDLE RIVER, MARYLAND

DATE STARTED 8/16/18 **COMPLETED** 8/16/18 **GROUND ELEVATION** _____ **HOLE SIZE** 3 inches

DRILLING CONTRACTOR Ground Zero **DRILLING METHOD** DPT

NOTES _____ **LOGGED BY** J. Mullis

NORTHING 604916.3713 ft **EASTING** 1473514.0931 ft **DATUM:** MD STATE NAD 1983

DEPTH (ft)	LABORATORY SAMPLE INTERVAL	U.S.C.S.	GRAPHIC LOG	MATERIAL DESCRIPTION	ENVIRONMENTAL DATA
0.0	0-0.5(ft)	OL		dark brown soft organic SILT w/rootlets, sl moist	PID = 0.3
0.6	0.5-1(ft)	ML		dark gray loose SILT, v sl moist	PID = 0.8
0.9	1-2(ft)	SC		red w/white/gray loose to v low plast sandy CLAY, v sl moist	PID = 0.7
1.7		CL		red w/white/yellow stiff CLAY, v sl moist	
2.0				Bottom of borehole at 2.0 feet.	

TT SOIL BORING E - GINT STD US LAB.GDT - 10/22/18 10:38 - C:\USERS\JOSH.MULLIS\DESKTOP\PRACTICE 022618.GPJ

BORING NUMBER CPP-SB-1822

Tetra Tech Inc

CLIENT Lockheed Martin Corporation
PROJECT NAME CPP PCB Median Investigation
PROJECT NUMBER 112IC07533.19
PROJECT LOCATION MIDDLE RIVER, MARYLAND
DATE STARTED 8/16/18 **COMPLETED** 8/16/18
GROUND ELEVATION _____ **HOLE SIZE** 3 inches
DRILLING CONTRACTOR Ground Zero
DRILLING METHOD DPT
NOTES _____
LOGGED BY J. Mullis
NORTHING 604913.53 ft **EASTING** 1473515.2296 ft **DATUM:** MD STATE NAD 1983

DEPTH (ft)	LABORATORY SAMPLE INTERVAL	U.S.C.S.	GRAPHIC LOG	MATERIAL DESCRIPTION	ENVIRONMENTAL DATA
0.0	0-0.5(ft)	OL		dark brown soft organic SILT w/rootlets, sl moist	PID = 0.7
0.6	0.5-1(ft)	ML		dark gray loose SILT, v sl moist	PID = 0.8
0.9		CL		red w/white/gray low plastic silty CLAY, sl moist	PID = 1.3
1.5	1-2(ft)	SC		red/brown low plastic clayey SAND, v fine, moist, some pebbles	
2.0				Bottom of borehole at 2.0 feet.	

TT SOIL BORING E - GINT STD US LAB.GDT - 10/22/18 10:38 - C:\USERS\JOSH.MULLIS\DESKTOP\PRACTICE 022618.GPJ

BORING NUMBER CPP-SB-1823

Tetra Tech Inc

CLIENT Lockheed Martin Corporation
PROJECT NAME CPP PCB Median Investigation
PROJECT NUMBER 112IC07533.19
PROJECT LOCATION MIDDLE RIVER, MARYLAND
DATE STARTED 8/16/18 **COMPLETED** 8/16/18
GROUND ELEVATION **HOLE SIZE** 3 inches
DRILLING CONTRACTOR Ground Zero
DRILLING METHOD DPT
NOTES
LOGGED BY J. Mullis
NORTHING 604910.9324 ft **EASTING** 1473516.4473 ft **DATUM:** MD STATE NAD 1983

DEPTH (ft)	LABORATORY SAMPLE INTERVAL	U.S.C.S.	GRAPHIC LOG	MATERIAL DESCRIPTION	ENVIRONMENTAL DATA
0.0	0-0.5(ft)	OL		dark brown soft organic SILT w/rootlets, sl moist	PID = 0.9
		ROCK		0.3 red iron-rich sandstone	
	0.5-1(ft)			0.4 brown low plastic sandy CLAY to clayey SAND, sl moist	PID = 0.7
		SC			PID = 0.3
	1-2(ft)			2.0	

Bottom of borehole at 2.0 feet.

TT SOIL BORING E - GINT STD US LAB.GDT - 10/22/18 10:38 - C:\USERS\JOSH.MULLIS\DESKTOP\PRACTICE 022618.GPJ

BORING NUMBER CPP-SB-1824

Tetra Tech Inc

CLIENT Lockheed Martin Corporation **PROJECT NAME** CPP PCB Median Investigation

PROJECT NUMBER 112IC07533.19 **PROJECT LOCATION** MIDDLE RIVER, MARYLAND

DATE STARTED 8/16/18 **COMPLETED** 8/16/18 **GROUND ELEVATION** _____ **HOLE SIZE** 3 inches

DRILLING CONTRACTOR Ground Zero **DRILLING METHOD** DPT

NOTES _____ **LOGGED BY** J. Mullis

NORTHING 604946.0823 ft **EASTING** 1473588.2895 ft **DATUM:** MD STATE NAD 1983

DEPTH (ft)	LABORATORY SAMPLE INTERVAL	U.S.C.S.	GRAPHIC LOG	MATERIAL DESCRIPTION	ENVIRONMENTAL DATA
0.0	0-0.5(ft)	OL		dark brown soft organic SILT w/rootlets, sl moist	PID = 0.7
0.6	0.5-1(ft)	ML		gray loose SILT w/porous rock (slag), v sl moist	PID = 0.6
1.6	1-2(ft)	SM		brown to tan loose silty SAND, v fine, sl moist	PID = 0.8
2.0				Bottom of borehole at 2.0 feet.	

TT SOIL BORING E - GINT STD US LAB.GDT - 10/22/18 10:38 - C:\USERS\JOSH.MULLIS\DESKTOP\PRACTICE 022618.GPJ

BORING NUMBER CPP-SB-1825

Tetra Tech Inc

CLIENT Lockheed Martin Corporation **PROJECT NAME** CPP PCB Median Investigation

PROJECT NUMBER 112IC07533.19 **PROJECT LOCATION** MIDDLE RIVER, MARYLAND

DATE STARTED 8/16/18 **COMPLETED** 8/16/18 **GROUND ELEVATION** _____ **HOLE SIZE** 3 inches

DRILLING CONTRACTOR Ground Zero **DRILLING METHOD** DPT

NOTES _____ **LOGGED BY** J. Mullis

NORTHING 604943.1599 ft **EASTING** 1473589.4259 ft **DATUM:** MD STATE NAD 1983

DEPTH (ft)	LABORATORY SAMPLE INTERVAL	U.S.C.S.	GRAPHIC LOG	MATERIAL DESCRIPTION	ENVIRONMENTAL DATA
0.0	0-0.5(ft)	OL		dark brown soft organic SILT w/rootlets, sl moist	PID = 1
0.5	0.5-1(ft)	ML		light gray low plast clayey SILT w/porous rock (slag) @ 1.2', moist	PID = 1.2
1.3	1-2(ft)	SP		tan/orange loose poorly graded SAND, sl moist	PID = 0.7
2.0				Bottom of borehole at 2.0 feet.	

TT SOIL BORING E - GINT STD US LAB.GDT - 10/22/18 10:38 - C:\USERS\JOSH.MULLIS\DESKTOP\PRACTICE 022618.GPJ

BORING NUMBER CPP-SB-1826

Tetra Tech Inc

CLIENT Lockheed Martin Corporation **PROJECT NAME** CPP PCB Median Investigation

PROJECT NUMBER 112IC07533.19 **PROJECT LOCATION** MIDDLE RIVER, MARYLAND

DATE STARTED 8/16/18 **COMPLETED** 8/16/18 **GROUND ELEVATION** _____ **HOLE SIZE** 3 inches

DRILLING CONTRACTOR Ground Zero **DRILLING METHOD** DPT

NOTES _____ **LOGGED BY** J. Mullis

NORTHING 604940.481 ft **EASTING** 1473590.5624 ft **DATUM:** MD STATE NAD 1983

DEPTH (ft)	LABORATORY SAMPLE INTERVAL	U.S.C.S.	GRAPHIC LOG	MATERIAL DESCRIPTION	ENVIRONMENTAL DATA
0.0	0-0.5(ft)	OL		dark brown soft organic SILT w/rootlets, sl moist	PID = 0.8
0.6	0.5-1(ft)	SM		dark gray loose sandy SILT, v fine, sl moist	PID = 1.2
1.1	1-2(ft)	SC		tan/orange low plast sandy CLAY w/porous rock (slag) @ 1.1', sl moist	PID = 1.1
1.8		SP		orange loose fine poorly graded SAND, sl moist	
2.0				Bottom of borehole at 2.0 feet.	

TT SOIL BORING E - GINT STD US LAB.GDT - 10/22/18 10:38 - C:\USERS\JOSH.MULLIS\DESKTOP\PRACTICE 022618.GPJ

BORING NUMBER CPP-SB-1827

Tetra Tech Inc

CLIENT Lockheed Martin Corporation
PROJECT NAME CPP PCB Median Investigation
PROJECT NUMBER 112IC07533.19
PROJECT LOCATION MIDDLE RIVER, MARYLAND
DATE STARTED 8/16/18 **COMPLETED** 8/16/18
GROUND ELEVATION **HOLE SIZE** 3 inches
DRILLING CONTRACTOR Ground Zero
DRILLING METHOD DPT
NOTES
LOGGED BY J. Mullis
NORTHING 605012.7319 ft **EASTING** 1473758.7994 ft **DATUM:** MD STATE NAD 1983

DEPTH (ft)	LABORATORY SAMPLE INTERVAL	U.S.C.S.	GRAPHIC LOG	MATERIAL DESCRIPTION	ENVIRONMENTAL DATA
0.0					
	0-0.5(ft)	OL		dark brown soft organic SILT w/rootlets, sl moist	PID = 1.4
0.6					
	0.5-1(ft)	SM		dark gray fine loose sandy SILT, sl moist	PID = 1.3
	1-2(ft)				PID = 1.7
2.0					

Bottom of borehole at 2.0 feet.

TT SOIL BORING E - GINT STD US LAB.GDT - 10/22/18 10:38 - C:\USERS\JOSH.MULLIS\DESKTOP\PRACTICE 022618.GPJ

BORING NUMBER CPP-SB-1828

Tetra Tech Inc

CLIENT Lockheed Martin Corporation **PROJECT NAME** CPP PCB Median Investigation

PROJECT NUMBER 112IC07533.19 **PROJECT LOCATION** MIDDLE RIVER, MARYLAND

DATE STARTED 8/16/18 **COMPLETED** 8/16/18 **GROUND ELEVATION** _____ **HOLE SIZE** 3 inches

DRILLING CONTRACTOR Ground Zero **DRILLING METHOD** DPT

NOTES _____ **LOGGED BY** J. Mullis

NORTHING 605009.7949 ft **EASTING** 1473760.0125 ft **DATUM:** MD STATE NAD 1983

DEPTH (ft)	LABORATORY SAMPLE INTERVAL	U.S.C.S.	GRAPHIC LOG	MATERIAL DESCRIPTION	ENVIRONMENTAL DATA
0.0	0-0.5(ft)	OL		dark brown soft organic SILT w/rootlets, sl moist	PID = 1.9
0.6	0.5-1(ft)	ML		brown/gray low plastic clayey SILT, sl moist	PID = 1.7
1.0	1-2(ft)	SM		dark gray loose silty SAND, v sl moist	PID = 1.3
1.5		SC		tan w/black loose to v low plastic clayey SAND, v sl moist	
2.0				Bottom of borehole at 2.0 feet.	

TT SOIL BORING E - GINT STD US LAB.GDT - 10/22/18 10:38 - C:\USERS\JOSH.MULLIS\DESKTOP\PRACTICE 022618.GPJ

BORING NUMBER CPP-SB-1829

Tetra Tech Inc

CLIENT Lockheed Martin Corporation **PROJECT NAME** CPP PCB Median Investigation

PROJECT NUMBER 112IC07533.19 **PROJECT LOCATION** MIDDLE RIVER, MARYLAND

DATE STARTED 8/16/18 **COMPLETED** 8/16/18 **GROUND ELEVATION** _____ **HOLE SIZE** 3 inches

DRILLING CONTRACTOR Ground Zero **DRILLING METHOD** DPT

NOTES _____ **LOGGED BY** J. Mullis

NORTHING 605007.1133 ft **EASTING** 1473761.1618 ft **DATUM:** MD STATE NAD 1983

DEPTH (ft)	LABORATORY SAMPLE INTERVAL	U.S.C.S.	GRAPHIC LOG	MATERIAL DESCRIPTION	ENVIRONMENTAL DATA
0.0	0-0.5(ft)	OL		dark brown soft organic SILT w/rootlets, sl moist	PID = 2.3
0.6	0.5-1(ft)	ML		dark gray v low plastic clayey SILT, sl moist	PID = 1.7
1.1	1-2(ft)	SC		red/orange v low plastic fine clayey SAND, sl moist	PID = 1.7
2.0				Bottom of borehole at 2.0 feet.	

TT SOIL BORING E - GINT STD US LAB.GDT - 10/22/18 10:38 - C:\USERS\JOSH.MULLIS\DESKTOP\PRACTICE 022618.GPJ

BORING NUMBER CPP-SB-1830

Tetra Tech Inc

CLIENT Lockheed Martin Corporation **PROJECT NAME** CPP PCB Median Investigation

PROJECT NUMBER 112IC07533.19 **PROJECT LOCATION** MIDDLE RIVER, MARYLAND

DATE STARTED 8/16/18 **COMPLETED** 8/16/18 **GROUND ELEVATION** _____ **HOLE SIZE** 3 inches

DRILLING CONTRACTOR Ground Zero **DRILLING METHOD** DPT

NOTES _____ **LOGGED BY** J. Mullis

NORTHING 605045.1026 ft **EASTING** 1473840.7797 ft **DATUM:** MD STATE NAD 1983

DEPTH (ft)	LABORATORY SAMPLE INTERVAL	U.S.C.S.	GRAPHIC LOG	MATERIAL DESCRIPTION	ENVIRONMENTAL DATA
0.0					
	0-0.5(ft)	OL		dark brown soft organic SILT w/rootlets, sl moist	PID = 0.9
0.5					
	0.5-1(ft)	ML		brown/red w/gray v low plastic clayey silty SAND, sl moist	PID = 0.6
1.2					PID = 0.8
	1-2(ft)	SM		black to tan loose to v low plast poorly graded silty SAND, moist	
2.0					

Bottom of borehole at 2.0 feet.

TT SOIL BORING E - GINT STD US LAB.GDT - 10/22/18 10:38 - C:\USERS\JOSH.MULLIS\DESKTOP\PRACTICE 022618.GPJ

BORING NUMBER CPP-SB-1831

Tetra Tech Inc

CLIENT Lockheed Martin Corporation **PROJECT NAME** CPP PCB Median Investigation

PROJECT NUMBER 112IC07533.19 **PROJECT LOCATION** MIDDLE RIVER, MARYLAND

DATE STARTED 8/16/18 **COMPLETED** 8/16/18 **GROUND ELEVATION** _____ **HOLE SIZE** 3 inches

DRILLING CONTRACTOR Ground Zero **DRILLING METHOD** DPT

NOTES _____ **LOGGED BY** J. Mullis

NORTHING 605042.501 ft **EASTING** 1473841.837 ft **DATUM:** MD STATE NAD 1983

DEPTH (ft)	LABORATORY SAMPLE INTERVAL	U.S.C.S.	GRAPHIC LOG	MATERIAL DESCRIPTION	ENVIRONMENTAL DATA
0.0					
	0-0.5(ft)	OL		dark brown soft organic SILT w/rootlets, sl moist	PID = 0.8
0.5					
	0.5-1(ft)	SC		red to brown v low plastic clayey SAND, sl moist	PID = 1.3
1.0					
	1-2(ft)	SM		orange/red v low plastic silty SAND, moist	PID = 1.9
2.0					

Bottom of borehole at 2.0 feet.

TT SOIL BORING E - GINT STD US LAB.GDT - 10/22/18 10:38 - C:\USERS\JOSH.MULLIS\DESKTOP\PRACTICE 022618.GPJ

BORING NUMBER CPP-SB-1832

Tetra Tech Inc

CLIENT Lockheed Martin Corporation **PROJECT NAME** CPP PCB Median Investigation

PROJECT NUMBER 112IC07533.19 **PROJECT LOCATION** MIDDLE RIVER, MARYLAND

DATE STARTED 8/16/18 **COMPLETED** 8/16/18 **GROUND ELEVATION** _____ **HOLE SIZE** 3 inches

DRILLING CONTRACTOR Ground Zero **DRILLING METHOD** DPT

NOTES _____ **LOGGED BY** J. Mullis

NORTHING 605039.1648 ft **EASTING** 1473843.3974 ft **DATUM:** MD STATE NAD 1983

DEPTH (ft)	LABORATORY SAMPLE INTERVAL	U.S.C.S.	GRAPHIC LOG	MATERIAL DESCRIPTION	ENVIRONMENTAL DATA
0.0					
	0-0.5(ft)	OL		dark brown soft organic SILT w/rootlets, sl moist	PID = 1.4
0.5					
	0.5-1(ft)	SM		orange/brown loose sandy SILT, v sl moist	PID = 2
0.9					
	1-2(ft)	SC		orange/brown w/gray/white v low plastic clayey SAND, dry	PID = 0.7
2.0					

Bottom of borehole at 2.0 feet.

TT SOIL BORING E - GINT STD US LAB.GDT - 10/22/18 10:38 - C:\USERS\JOSH.MULLIS\DESKTOP\PRACTICE 022618.GPJ

BORING NUMBER CPP-SB-1833

Tetra Tech Inc

CLIENT Lockheed Martin Corporation **PROJECT NAME** CPP PCB Median Investigation

PROJECT NUMBER 112IC07533.19 **PROJECT LOCATION** MIDDLE RIVER, MARYLAND

DATE STARTED 8/16/18 **COMPLETED** 8/16/18 **GROUND ELEVATION** _____ **HOLE SIZE** 3 inches

DRILLING CONTRACTOR Ground Zero **DRILLING METHOD** DPT

NOTES _____ **LOGGED BY** J. Mullis

NORTHING 605105.3108 ft **EASTING** 1473994.8438 ft **DATUM:** MD STATE NAD 1983

DEPTH (ft)	LABORATORY SAMPLE INTERVAL	U.S.C.S.	GRAPHIC LOG	MATERIAL DESCRIPTION	ENVIRONMENTAL DATA
0.0					
	0-0.5(ft)	OL		dark brown soft organic SILT w/rootlets, sl moist	PID = 1.4
0.5					
	0.5-1(ft)	SM		dark gray loose silty SAND w/porous rock (slag), v sl moist	PID = 0.8
1.1					
	1-2(ft)	SM		tan/orange loose sandy SILT, sl moist	PID = 0.4
2.0					

Bottom of borehole at 2.0 feet.

TT SOIL BORING E - GINT STD US LAB.GDT - 10/22/18 10:38 - C:\USERS\JOSH.MULLIS\DESKTOP\PRACTICE 022618.GPJ

BORING NUMBER CPP-SB-1834

Tetra Tech Inc

CLIENT Lockheed Martin Corporation **PROJECT NAME** CPP PCB Median Investigation

PROJECT NUMBER 112IC07533.19 **PROJECT LOCATION** MIDDLE RIVER, MARYLAND

DATE STARTED 8/16/18 **COMPLETED** 8/16/18 **GROUND ELEVATION** _____ **HOLE SIZE** 3 inches

DRILLING CONTRACTOR Ground Zero **DRILLING METHOD** DPT

NOTES _____ **LOGGED BY** J. Mullis

NORTHING 605102.3738 ft **EASTING** 1473995.9931 ft **DATUM:** MD STATE NAD 1983

DEPTH (ft)	LABORATORY SAMPLE INTERVAL	U.S.C.S.	GRAPHIC LOG	MATERIAL DESCRIPTION	ENVIRONMENTAL DATA
0.0					
	0-0.5(ft)	OL		dark brown soft organic SILT w/rootlets, sl moist	PID = 0.4
0.6					
	0.5-1(ft)	ML		dark gray loose SILT w/porous rock (slag) @0.9', dry	PID = 0.8
1.0					
	1-2(ft)	SM		orange/tan loose sandy SILT, dry	PID = 0.8
2.0					

Bottom of borehole at 2.0 feet.

TT SOIL BORING E - GINT STD US LAB.GDT - 10/22/18 10:38 - C:\USERS\JOSH.MULLIS\DESKTOP\PRACTICE 022618.GPJ

BORING NUMBER CPP-SB-1835

Tetra Tech Inc

CLIENT Lockheed Martin Corporation **PROJECT NAME** CPP PCB Median Investigation

PROJECT NUMBER 112IC07533.19 **PROJECT LOCATION** MIDDLE RIVER, MARYLAND

DATE STARTED 8/16/18 **COMPLETED** 8/16/18 **GROUND ELEVATION** _____ **HOLE SIZE** 3 inches

DRILLING CONTRACTOR Ground Zero **DRILLING METHOD** DPT

NOTES _____ **LOGGED BY** J. Mullis

NORTHING 605099.6284 ft **EASTING** 1473997.1423 ft **DATUM:** MD STATE NAD 1983

DEPTH (ft)	LABORATORY SAMPLE INTERVAL	U.S.C.S.	GRAPHIC LOG	MATERIAL DESCRIPTION	ENVIRONMENTAL DATA
0.0	0-0.5(ft)	OL		dark brown soft organic SILT w/rootlets, sl moist	PID = 1.6
0.7	0.5-1(ft)	ML		dark gray loose sandy SILT to SILT w/porous rock (slag) @1.0', sl moist	PID = 1.2
1.1	1-2(ft)	SM		gray/tan loose sandy SILT, dry	PID = 1.5
2.0				Bottom of borehole at 2.0 feet.	

TT SOIL BORING E - GINT STD US LAB.GDT - 10/22/18 10:38 - C:\USERS\JOSH.MULLIS\DESKTOP\PRACTICE 022618.GPJ

BORING NUMBER CPP-SB-1836

Tetra Tech Inc

CLIENT Lockheed Martin Corporation **PROJECT NAME** CPP PCB Median Investigation

PROJECT NUMBER 112IC07533.19 **PROJECT LOCATION** MIDDLE RIVER, MARYLAND

DATE STARTED 8/16/18 **COMPLETED** 8/16/18 **GROUND ELEVATION** _____ **HOLE SIZE** 3 inches

DRILLING CONTRACTOR Ground Zero **DRILLING METHOD** DPT

NOTES _____ **LOGGED BY** J. Mullis

NORTHING 605134.1699 ft **EASTING** 1474069.3539 ft **DATUM:** MD STATE NAD 1983

DEPTH (ft)	LABORATORY SAMPLE INTERVAL	U.S.C.S.	GRAPHIC LOG	MATERIAL DESCRIPTION	ENVIRONMENTAL DATA
0.0					
	0-0.5(ft)	OL		dark brown soft organic SILT w/rootlets, sl moist	PID = 2.6
0.6					
	0.5-1(ft)	ML		gray loose SILT w/porous rock (slag), v sl moist	PID = 1.6
1.0					
	1-2(ft)	SM		gray/brown loose to v low plast silty SAND to sandy SILT, wood @ 1.2', sl moist	PID = 1.5
2.0					

Bottom of borehole at 2.0 feet.

TT SOIL BORING E - GINT STD US LAB.GDT - 10/22/18 10:38 - C:\USERS\JOSH.MULLIS\DESKTOP\PRACTICE 022618.GPJ

BORING NUMBER CPP-SB-1837

Tetra Tech Inc

CLIENT Lockheed Martin Corporation **PROJECT NAME** CPP PCB Median Investigation

PROJECT NUMBER 112IC07533.19 **PROJECT LOCATION** MIDDLE RIVER, MARYLAND

DATE STARTED 8/16/18 **COMPLETED** 8/16/18 **GROUND ELEVATION** _____ **HOLE SIZE** 3 inches

DRILLING CONTRACTOR Ground Zero **DRILLING METHOD** DPT

NOTES _____ **LOGGED BY** J. Mullis

NORTHING 605131.2329 ft **EASTING** 1474070.5031 ft **DATUM:** MD STATE NAD 1983

DEPTH (ft)	LABORATORY SAMPLE INTERVAL	U.S.C.S.	GRAPHIC LOG	MATERIAL DESCRIPTION	ENVIRONMENTAL DATA
0.0					
	0-0.5(ft)	OL		dark brown soft organic SILT w/rootlets, sl moist	PID = 2.2
0.5					
	0.5-1(ft)	SC		orange/red low plastic silty SAND to clayey SAND, wet to moist	PID = 2.1
	1-2(ft)				PID = 2.2
2.0					

Bottom of borehole at 2.0 feet.

TT SOIL BORING E - GINT STD US LAB.GDT - 10/22/18 10:38 - C:\USERS\JOSH.MULLIS\DESKTOP\PRACTICE 022618.GPJ

BORING NUMBER CPP-SB-1838

Tetra Tech Inc

CLIENT Lockheed Martin Corporation **PROJECT NAME** CPP PCB Median Investigation

PROJECT NUMBER 112IC07533.19 **PROJECT LOCATION** MIDDLE RIVER, MARYLAND

DATE STARTED 8/16/18 **COMPLETED** 8/16/18 **GROUND ELEVATION** _____ **HOLE SIZE** 3 inches

DRILLING CONTRACTOR Ground Zero **DRILLING METHOD** DPT

NOTES _____ **LOGGED BY** J. Mullis

NORTHING 605128.6152 ft **EASTING** 1474071.5886 ft **DATUM:** MD STATE NAD 1983

DEPTH (ft)	LABORATORY SAMPLE INTERVAL	U.S.C.S.	GRAPHIC LOG	MATERIAL DESCRIPTION	ENVIRONMENTAL DATA
0.0	0-0.5(ft)	OL		dark brown soft organic SILT w/rootlets, sl moist	PID = 1.8
0.6	0.5-1(ft)	SM		brown/gray loose sandy SILT, v sl moist	PID = 1.4
					PID = 1.2
1.5	1-2(ft)	SM		tan to brown loose silty SAND, dry	
2.0				Bottom of borehole at 2.0 feet.	

TT SOIL BORING E - GINT STD US LAB.GDT - 10/22/18 10:38 - C:\USERS\JOSH.MULLIS\DESKTOP\PRACTICE 022618.GPJ

BORING NUMBER CPP-SB-1839

Tetra Tech Inc

CLIENT Lockheed Martin Corporation **PROJECT NAME** CPP PCB Median Investigation

PROJECT NUMBER 112IC07533.19 **PROJECT LOCATION** MIDDLE RIVER, MARYLAND

DATE STARTED 8/16/18 **COMPLETED** 8/16/18 **GROUND ELEVATION** _____ **HOLE SIZE** 3 inches

DRILLING CONTRACTOR Ground Zero **DRILLING METHOD** DPT

NOTES _____ **LOGGED BY** J. Mullis

NORTHING 605163.5398 ft **EASTING** 1474143.6086 ft **DATUM:** MD STATE NAD 1983

DEPTH (ft)	LABORATORY SAMPLE INTERVAL	U.S.C.S.	GRAPHIC LOG	MATERIAL DESCRIPTION	ENVIRONMENTAL DATA
0.0					
	0-0.5(ft)	OL		dark brown soft organic SILT w/rootlets, sl moist	PID = 1.3
0.5					
	0.5-1(ft)	SM		gray/brown loose sandy SILT, v sl moist	PID = 1.5
1.2					PID = 1.7
	1-2(ft)	SM		orange/tan loose silty SAND, v sl moist	
2.0					

Bottom of borehole at 2.0 feet.

TT SOIL BORING E - GINT STD US LAB.GDT - 10/22/18 10:38 - C:\USERS\JOSH.MULLIS\DESKTOP\PRACTICE 022618.GPJ

BORING NUMBER CPP-SB-1840

Tetra Tech Inc

CLIENT Lockheed Martin Corporation **PROJECT NAME** CPP PCB Median Investigation

PROJECT NUMBER 112IC07533.19 **PROJECT LOCATION** MIDDLE RIVER, MARYLAND

DATE STARTED 8/16/18 **COMPLETED** 8/16/18 **GROUND ELEVATION** _____ **HOLE SIZE** 3 inches

DRILLING CONTRACTOR Ground Zero **DRILLING METHOD** DPT

NOTES _____ **LOGGED BY** J. Mullis

NORTHING 605160.6666 ft **EASTING** 1474144.8217 ft **DATUM:** MD STATE NAD 1983

DEPTH (ft)	LABORATORY SAMPLE INTERVAL	U.S.C.S.	GRAPHIC LOG	MATERIAL DESCRIPTION	ENVIRONMENTAL DATA
0.0					
	0-0.5(ft)	OL		dark brown soft organic SILT w/rootlets, sl moist	PID = 1.2
0.5					
	0.5-1(ft)	SM		brown/red loose sandy SILT, dry	PID = 1.3
0.9					
	1-2(ft)	SM		tan loose sandy SILT, dry	PID = 0.8
2.0					

Bottom of borehole at 2.0 feet.

TT SOIL BORING E - GINT STD US LAB.GDT - 10/22/18 10:38 - C:\USERS\JOSH.MULLIS\DESKTOP\PRACTICE 022618.GPJ

BORING NUMBER CPP-SB-1841

Tetra Tech Inc

CLIENT Lockheed Martin Corporation **PROJECT NAME** CPP PCB Median Investigation

PROJECT NUMBER 112IC07533.19 **PROJECT LOCATION** MIDDLE RIVER, MARYLAND

DATE STARTED 8/16/18 **COMPLETED** 8/16/18 **GROUND ELEVATION** _____ **HOLE SIZE** 3 inches

DRILLING CONTRACTOR Ground Zero **DRILLING METHOD** DPT

NOTES _____ **LOGGED BY** J. Mullis

NORTHING 605157.7935 ft **EASTING** 1474145.9709 ft **DATUM:** MD STATE NAD 1983

DEPTH (ft)	LABORATORY SAMPLE INTERVAL	U.S.C.S.	GRAPHIC LOG	MATERIAL DESCRIPTION	ENVIRONMENTAL DATA
0.0					
	0-0.5(ft)	OL		dark brown soft organic SILT w/rootlets, sl moist	PID = 0.5
0.5					
	0.5-1(ft)	ML		orange/brown stiff clayey SILT, dry	PID = 0.7
1.0					
		GP		white coarse poorly graded GRAVEL	PID = 0.6
1.3					
	1-2(ft)	ML		orange/brown stiff clayey SILT, dry	
2.0					

Bottom of borehole at 2.0 feet.

TT SOIL BORING E - GINT STD US LAB.GDT - 10/22/18 10:38 - C:\USERS\JOSH.MULLIS\DESKTOP\PRACTICE 022618.GPJ

BORING NUMBER CPP-SB-1842

Tetra Tech Inc

CLIENT Lockheed Martin Corporation **PROJECT NAME** CPP PCB Median Investigation

PROJECT NUMBER 112IC07533.19 **PROJECT LOCATION** MIDDLE RIVER, MARYLAND

DATE STARTED 8/16/18 **COMPLETED** 8/16/18 **GROUND ELEVATION** _____ **HOLE SIZE** 3 inches

DRILLING CONTRACTOR Ground Zero **DRILLING METHOD** DPT

NOTES _____ **LOGGED BY** J. Mullis

NORTHING 605192.3989 ft **EASTING** 1474218.0548 ft **DATUM:** MD STATE NAD 1983

DEPTH (ft)	LABORATORY SAMPLE INTERVAL	U.S.C.S.	GRAPHIC LOG	MATERIAL DESCRIPTION	ENVIRONMENTAL DATA
0.0					
	0-0.5(ft)	OL		dark brown soft organic SILT w/rootlets, sl moist	PID = 1.8
0.5					
	0.5-1(ft)	ML		orange/red stiff silt w/some clay, porous rock (slag) @0.8', dry	PID = 0.6
					PID = 0.5
1.5					
	1-2(ft)	SM		tan loose poorly graded sandy SILT, dry	
2.0					

Bottom of borehole at 2.0 feet.

TT SOIL BORING E - GINT STD US LAB.GDT - 10/22/18 10:38 - C:\USERS\JOSH.MULLIS\DESKTOP\PRACTICE 022618.GPJ

BORING NUMBER CPP-SB-1843

Tetra Tech Inc

CLIENT Lockheed Martin Corporation **PROJECT NAME** CPP PCB Median Investigation

PROJECT NUMBER 112IC07533.19 **PROJECT LOCATION** MIDDLE RIVER, MARYLAND

DATE STARTED 8/16/18 **COMPLETED** 8/16/18 **GROUND ELEVATION** _____ **HOLE SIZE** 3 inches

DRILLING CONTRACTOR Ground Zero **DRILLING METHOD** DPT

NOTES _____ **LOGGED BY** J. Mullis

NORTHING 605189.398 ft **EASTING** 1474219.2041 ft **DATUM:** MD STATE NAD 1983

DEPTH (ft)	LABORATORY SAMPLE INTERVAL	U.S.C.S.	GRAPHIC LOG	MATERIAL DESCRIPTION	ENVIRONMENTAL DATA
0.0					
	0-0.5(ft)	OL		dark brown soft organic SILT w/rootlets, sl moist	PID = 0.3
0.5					
	0.5-1(ft)	SC		orange/brown low plastic clayey SAND, moist	PID = 0.8
1.1					
		WOOD		1.3 wood, black, moist	PID = 0.7
	1-2(ft)	SC		orange/brown low plastic clayey SAND, moist	
2.0					

Bottom of borehole at 2.0 feet.

TT SOIL BORING E - GINT STD US LAB.GDT - 10/22/18 10:38 - C:\USERS\JOSH.MULLIS\DESKTOP\PRACTICE 022618.GPJ

BORING NUMBER CPP-SB-1844

Tetra Tech Inc

CLIENT Lockheed Martin Corporation **PROJECT NAME** CPP PCB Median Investigation

PROJECT NUMBER 112IC07533.19 **PROJECT LOCATION** MIDDLE RIVER, MARYLAND

DATE STARTED 8/16/18 **COMPLETED** 8/16/18 **GROUND ELEVATION** _____ **HOLE SIZE** 3 inches

DRILLING CONTRACTOR Ground Zero **DRILLING METHOD** DPT

NOTES _____ **LOGGED BY** J. Mullis

NORTHING 605186.7803 ft **EASTING** 1474220.4172 ft **DATUM:** MD STATE NAD 1983

DEPTH (ft)	LABORATORY SAMPLE INTERVAL	U.S.C.S.	GRAPHIC LOG	MATERIAL DESCRIPTION	ENVIRONMENTAL DATA
0.0					
	0-0.5(ft)	OL		dark brown soft organic SILT w/rootlets, sl moist	PID = 0.8
0.5					
	0.5-1(ft)	SM		orange/tan friable to loose sandy SILT, dry	PID = 1.1
	1-2(ft)				PID = 1.1
2.0					

Bottom of borehole at 2.0 feet.

TT SOIL BORING E - GINT STD US LAB.GDT - 10/22/18 10:38 - C:\USERS\JOSH.MULLIS\DESKTOP\PRACTICE 022618.GPJ

BORING NUMBER CPP-SB-1845

Tetra Tech Inc

CLIENT Lockheed Martin Corporation **PROJECT NAME** CPP PCB Median Investigation

PROJECT NUMBER 112IC07533.19 **PROJECT LOCATION** MIDDLE RIVER, MARYLAND

DATE STARTED 8/16/18 **COMPLETED** 8/16/18 **GROUND ELEVATION** _____ **HOLE SIZE** 3 inches

DRILLING CONTRACTOR Ground Zero **DRILLING METHOD** DPT

NOTES _____ **LOGGED BY** J. Mullis

NORTHING 605221.3218 ft **EASTING** 1474292.6926 ft **DATUM:** MD STATE NAD 1983

DEPTH (ft)	LABORATORY SAMPLE INTERVAL	U.S.C.S.	GRAPHIC LOG	MATERIAL DESCRIPTION	ENVIRONMENTAL DATA
0.0					
	0-0.5(ft)	OL		dark brown soft organic SILT w/rootlets, sl moist	PID = 0.5
0.5					
	0.5-1(ft)	ML		gray loose SILT w/porous rock (slag), v sl moist	PID = 1.5
1.0					
	1-2(ft)	SM		orange/tan loose sandy SILT, dry	PID = 1.9
2.0					

Bottom of borehole at 2.0 feet.

TT SOIL BORING E - GINT STD US LAB.GDT - 10/22/18 10:38 - C:\USERS\JOSH.MULLIS\DESKTOP\PRACTICE 022618.GPJ

BORING NUMBER CPP-SB-1846

Tetra Tech Inc

CLIENT Lockheed Martin Corporation **PROJECT NAME** CPP PCB Median Investigation

PROJECT NUMBER 112IC07533.19 **PROJECT LOCATION** MIDDLE RIVER, MARYLAND

DATE STARTED 8/16/18 **COMPLETED** 8/16/18 **GROUND ELEVATION** _____ **HOLE SIZE** 3 inches

DRILLING CONTRACTOR Ground Zero **DRILLING METHOD** DPT

NOTES _____ **LOGGED BY** J. Mullis

NORTHING 605218.4487 ft **EASTING** 1474293.9057 ft **DATUM:** MD STATE NAD 1983

DEPTH (ft)	LABORATORY SAMPLE INTERVAL	U.S.C.S.	GRAPHIC LOG	MATERIAL DESCRIPTION	ENVIRONMENTAL DATA
0.0	0-0.5(ft)	OL		dark brown soft organic SILT w/rootlets, sl moist	PID = 1.5
0.5	0.5-1(ft)	ML		gray/brown low plastic clayey SILT, sl moist	PID = 1.4
1.2	1-2(ft)	SC		dark brown low plastic sandy CLAY, moist	PID = 1.3
2.0				Bottom of borehole at 2.0 feet.	

TT SOIL BORING E - GINT STD US LAB.GDT - 10/22/18 10:38 - C:\USERS\JOSH.MULLIS\DESKTOP\PRACTICE 022618.GPJ

BORING NUMBER CPP-SB-1847

Tetra Tech Inc

CLIENT Lockheed Martin Corporation **PROJECT NAME** CPP PCB Median Investigation

PROJECT NUMBER 112IC07533.19 **PROJECT LOCATION** MIDDLE RIVER, MARYLAND

DATE STARTED 8/16/18 **COMPLETED** 8/16/18 **GROUND ELEVATION** _____ **HOLE SIZE** 3 inches

DRILLING CONTRACTOR Ground Zero **DRILLING METHOD** DPT

NOTES _____ **LOGGED BY** J. Mullis

NORTHING 605215.7671 ft **EASTING** 1474295.1188 ft **DATUM:** MD STATE NAD 1983

DEPTH (ft)	LABORATORY SAMPLE INTERVAL	U.S.C.S.	GRAPHIC LOG	MATERIAL DESCRIPTION	ENVIRONMENTAL DATA
0.0					
	0-0.5(ft)	OL		dark brown soft organic SILT w/rootlets, sl moist	PID = 0.8
0.5					
	0.5-1(ft)	ML		dark brown friable clayey SILT, dry	PID = 0.7
1.0					
1.1		GP		white/gray GRAVEL poorly graded	PID = 0.9
	1-2(ft)	SC		brown/orange loose clayey silty SAND, dry	
2.0					

Bottom of borehole at 2.0 feet.

TT SOIL BORING E - GINT STD US LAB.GDT - 10/22/18 10:38 - C:\USERS\JOSH.MULLIS\DESKTOP\PRACTICE 022618.GPJ

BORING NUMBER CPP-SB-1848

Tetra Tech Inc

CLIENT Lockheed Martin Corporation
PROJECT NAME CPP PCB Median Investigation
PROJECT NUMBER 112IC07533.19
PROJECT LOCATION MIDDLE RIVER, MARYLAND
DATE STARTED 8/17/18 **COMPLETED** 8/17/18
GROUND ELEVATION _____ **HOLE SIZE** 3 inches
DRILLING CONTRACTOR Ground Zero
DRILLING METHOD DPT
NOTES _____
LOGGED BY J. Mullis
NORTHING 605275.273 ft **EASTING** 1474358.9025 ft **DATUM:** MD STATE NAD 1983

DEPTH (ft)	LABORATORY SAMPLE INTERVAL	U.S.C.S.	GRAPHIC LOG	MATERIAL DESCRIPTION	ENVIRONMENTAL DATA
0.0	0-0.5(ft)	OL		dark brown soft organic SILT w/rootlets, sl moist	PID = 0.9
0.6	0.5-1(ft)	SM		gray/brown loose sandy SILT, v sl moist	PID = 1
1.2	1-2(ft)	SM		orange/brown loose sandy SILT, dry	PID = 1
1.6		GP		gray loose GRAVEL w/some asphalt	
2.0				Bottom of borehole at 2.0 feet.	

TT SOIL BORING E - GINT STD US LAB.GDT - 10/22/18 10:38 - C:\USERS\JOSH.MULLIS\DESKTOP\PRACTICE 022618.GPJ

BORING NUMBER CPP-SB-1849

Tetra Tech Inc

CLIENT Lockheed Martin Corporation **PROJECT NAME** CPP PCB Median Investigation

PROJECT NUMBER 112IC07533.19 **PROJECT LOCATION** MIDDLE RIVER, MARYLAND

DATE STARTED 8/17/18 **COMPLETED** 8/17/18 **GROUND ELEVATION** _____ **HOLE SIZE** 3 inches

DRILLING CONTRACTOR Ground Zero **DRILLING METHOD** DPT

NOTES _____ **LOGGED BY** J. Mullis

NORTHING 605273.905 ft **EASTING** 1474361.005 ft **DATUM:** MD STATE NAD 1983

DEPTH (ft)	LABORATORY SAMPLE INTERVAL	U.S.C.S.	GRAPHIC LOG	MATERIAL DESCRIPTION	ENVIRONMENTAL DATA
0.0	0-0.5(ft)	OL		dark brown soft organic SILT w/rootlets, sl moist	PID = 1
0.4	0.5-1(ft)	ML		brown/gray low plastic clayey SILT, sl moist	PID = 1.6
0.8		SM		gray loose sandy SILT, dry	PID = 1.3
1.1	1-2(ft)	SC		orange/white stiff sandy CLAY, sl moist	
1.8		SC		orange/brown friable clayey SAND, dry	
2.0				Bottom of borehole at 2.0 feet.	

TT SOIL BORING E - GINT STD US LAB.GDT - 10/22/18 10:38 - C:\USERS\JOSH.MULLIS\DESKTOP\PRACTICE 022618.GPJ

BORING NUMBER CPP-SB-1850

Tetra Tech Inc

CLIENT Lockheed Martin Corporation **PROJECT NAME** CPP PCB Median Investigation

PROJECT NUMBER 112IC07533.19 **PROJECT LOCATION** MIDDLE RIVER, MARYLAND

DATE STARTED 8/17/18 **COMPLETED** 8/17/18 **GROUND ELEVATION** _____ **HOLE SIZE** 3 inches

DRILLING CONTRACTOR Ground Zero **DRILLING METHOD** DPT

NOTES _____ **LOGGED BY** J. Mullis

NORTHING 605273.2937 ft **EASTING** 1474362.2226 ft **DATUM:** MD STATE NAD 1983

DEPTH (ft)	LABORATORY SAMPLE INTERVAL	U.S.C.S.	GRAPHIC LOG	MATERIAL DESCRIPTION	ENVIRONMENTAL DATA
0.0					
	0-0.5(ft)	OL		dark brown soft organic SILT w/rootlets, sl moist	PID = 1.4
0.5					
	0.5-1(ft)	ML		gray loose SILT, v sl moist	PID = 1.2
0.9					
		CL		orange w/white/gray mottled stiff silty CLAY, sl moist	PID = 1.3
1.2					
	1-2(ft)	SM		orange loose friable silty SAND, dry	
2.0					

Bottom of borehole at 2.0 feet.

TT SOIL BORING E - GINT STD US LAB.GDT - 10/22/18 10:38 - C:\USERS\JOSH.MULLIS\DESKTOP\PRACTICE 022618.GPJ

BORING NUMBER CPP-SB-1851

Tetra Tech Inc

CLIENT Lockheed Martin Corporation **PROJECT NAME** CPP PCB Median Investigation

PROJECT NUMBER 112IC07533.19 **PROJECT LOCATION** MIDDLE RIVER, MARYLAND

DATE STARTED 8/17/18 **COMPLETED** 8/17/18 **GROUND ELEVATION** _____ **HOLE SIZE** 3 inches

DRILLING CONTRACTOR Ground Zero **DRILLING METHOD** DPT

NOTES _____ **LOGGED BY** J. Mullis

NORTHING 605361.0202 ft **EASTING** 1474364.5849 ft **DATUM:** MD STATE NAD 1983

DEPTH (ft)	LABORATORY SAMPLE INTERVAL	U.S.C.S.	GRAPHIC LOG	MATERIAL DESCRIPTION	ENVIRONMENTAL DATA
0.0	0-0.5(ft)	OL		dark brown soft organic SILT w/rootlets, sl moist	PID = 1
0.5	0.5-1(ft)	SM		gray/brown loose sandy SILT, dry	PID = 0.9
0.8	1-2(ft)	SM		red/orange friable sandy SILT, dry, some pebbles	PID = 0.9
2.0				Bottom of borehole at 2.0 feet.	

TT SOIL BORING E - GINT STD US LAB.GDT - 10/22/18 10:38 - C:\USERS\JOSH.MULLIS\DESKTOP\PRACTICE 022618.GPJ

BORING NUMBER CPP-SB-1852

Tetra Tech Inc

CLIENT Lockheed Martin Corporation **PROJECT NAME** CPP PCB Median Investigation

PROJECT NUMBER 112IC07533.19 **PROJECT LOCATION** MIDDLE RIVER, MARYLAND

DATE STARTED 8/17/18 **COMPLETED** 8/17/18 **GROUND ELEVATION** _____ **HOLE SIZE** 3 inches

DRILLING CONTRACTOR Ground Zero **DRILLING METHOD** DPT

NOTES _____ **LOGGED BY** J. Mullis

NORTHING 605361.8502 ft **EASTING** 1474367.5858 ft **DATUM:** MD STATE NAD 1983

DEPTH (ft)	LABORATORY SAMPLE INTERVAL	U.S.C.S.	GRAPHIC LOG	MATERIAL DESCRIPTION	ENVIRONMENTAL DATA
0.0	0-0.5(ft)	OL		dark brown soft organic SILT w/rootlets, sl moist	PID = 1
0.6	0.5-1(ft)	SC		orange/gray low plastic sandy CLAY to clayey SAND, fine sand w/pebbles, sl moist	PID = 1.4
1.5	1-2(ft)	SC		orange/red friable clayey SAND, dry	PID = 0.6
2.0				Bottom of borehole at 2.0 feet.	

TT SOIL BORING E - GINT STD US LAB.GDT - 10/22/18 10:38 - C:\USERS\JOSH.MULLIS\DESKTOP\PRACTICE 022618.GPJ

BORING NUMBER CPP-SB-1853

Tetra Tech Inc

CLIENT Lockheed Martin Corporation **PROJECT NAME** CPP PCB Median Investigation

PROJECT NUMBER 112IC07533.19 **PROJECT LOCATION** MIDDLE RIVER, MARYLAND

DATE STARTED 8/17/18 **COMPLETED** 8/17/18 **GROUND ELEVATION** _____ **HOLE SIZE** 3 inches

DRILLING CONTRACTOR Ground Zero **DRILLING METHOD** DPT

NOTES _____ **LOGGED BY** J. Mullis

NORTHING 605362.808 ft **EASTING** 1474370.3951 ft **DATUM:** MD STATE NAD 1983

DEPTH (ft)	LABORATORY SAMPLE INTERVAL	U.S.C.S.	GRAPHIC LOG	MATERIAL DESCRIPTION	ENVIRONMENTAL DATA
0.0					
	0-0.5(ft)	OL		dark brown soft organic SILT w/rootlets, sl moist	PID = 1.1
0.5					
	0.5-1(ft)	ML		gray loose SILT w/porous rock (slag), v sl moist	PID = 1.1
0.8					
	1-2(ft)	SM		orange/brown loose friable sandy SILT, some pebbles, dry	PID = 1
2.0					

Bottom of borehole at 2.0 feet.

TT SOIL BORING E - GINT STD US LAB.GDT - 10/22/18 10:38 - C:\USERS\JOSH.MULLIS\DESKTOP\PRACTICE 022618.GPJ

BORING NUMBER CPP-SB-1854

Tetra Tech Inc

CLIENT Lockheed Martin Corporation **PROJECT NAME** CPP PCB Median Investigation

PROJECT NUMBER 112IC07533.19 **PROJECT LOCATION** MIDDLE RIVER, MARYLAND

DATE STARTED 8/17/18 **COMPLETED** 8/17/18 **GROUND ELEVATION** _____ **HOLE SIZE** 3 inches

DRILLING CONTRACTOR Ground Zero **DRILLING METHOD** DPT

NOTES _____ **LOGGED BY** J. Mullis

NORTHING 605436.2326 ft **EASTING** 1474336.492 ft **DATUM:** MD STATE NAD 1983

DEPTH (ft)	LABORATORY SAMPLE INTERVAL	U.S.C.S.	GRAPHIC LOG	MATERIAL DESCRIPTION	ENVIRONMENTAL DATA
0.0					
	0-0.5(ft)	OL		dark brown soft organic SILT w/rootlets, sl moist	PID = 0.7
0.5					
	0.5-1(ft)	SM		tan friable loose sandy SILT, dry	PID = 0.8
1.2					PID = 1.2
	1-2(ft)	ML		gray to black loose SILT, dry	
1.5					
		SC		red friable clayey SAND, dry	
2.0					

Bottom of borehole at 2.0 feet.

TT SOIL BORING E - GINT STD US LAB.GDT - 10/22/18 10:38 - C:\USERS\JOSH.MULLIS\DESKTOP\PRACTICE 022618.GPJ

BORING NUMBER CPP-SB-1855

Tetra Tech Inc

CLIENT Lockheed Martin Corporation **PROJECT NAME** CPP PCB Median Investigation

PROJECT NUMBER 112IC07533.19 **PROJECT LOCATION** MIDDLE RIVER, MARYLAND

DATE STARTED 8/17/18 **COMPLETED** 8/17/18 **GROUND ELEVATION** _____ **HOLE SIZE** 3 inches

DRILLING CONTRACTOR Ground Zero **DRILLING METHOD** DPT

NOTES _____ **LOGGED BY** J. Mullis

NORTHING 605437.1265 ft **EASTING** 1474339.429 ft **DATUM:** MD STATE NAD 1983

DEPTH (ft)	LABORATORY SAMPLE INTERVAL	U.S.C.S.	GRAPHIC LOG	MATERIAL DESCRIPTION	ENVIRONMENTAL DATA
0.0					
	0-0.5(ft)	OL		dark brown soft organic SILT w/rootlets, sl moist	PID = 0.7
0.5					
	0.5-1(ft)	ML		tan/gray friable clayey SILT, dry	PID = 1
0.8					
		ML		black loose SILT w/gravel, dry	PID = 0.8
1.1					
	1-2(ft)	SC		orange/red w/white friable v fine clayey SAND, dry	
2.0					

Bottom of borehole at 2.0 feet.

TT SOIL BORING E - GINT STD US LAB.GDT - 10/22/18 10:38 - C:\USERS\JOSH.MULLIS\DESKTOP\PRACTICE 022618.GPJ

BORING NUMBER CPP-SB-1856

Tetra Tech Inc

CLIENT Lockheed Martin Corporation **PROJECT NAME** CPP PCB Median Investigation

PROJECT NUMBER 112IC07533.19 **PROJECT LOCATION** MIDDLE RIVER, MARYLAND

DATE STARTED 8/17/18 **COMPLETED** 8/17/18 **GROUND ELEVATION** _____ **HOLE SIZE** 3 inches

DRILLING CONTRACTOR Ground Zero **DRILLING METHOD** DPT

NOTES _____ **LOGGED BY** J. Mullis

NORTHING 605438.1481 ft **EASTING** 1474342.2383 ft **DATUM:** MD STATE NAD 1983

DEPTH (ft)	LABORATORY SAMPLE INTERVAL	U.S.C.S.	GRAPHIC LOG	MATERIAL DESCRIPTION	ENVIRONMENTAL DATA
0.0					
	0-0.5(ft)	SM		black loose silty SAND, dry	PID = 0.5
0.5					
	0.5-1(ft)	ML		black loose SILT w/gravel, dry	PID = 1
1.0					
	1-2(ft)	SM		brown loose silty SAND w/some clay, poorly graded, dry	PID = 0.8
2.0					

Bottom of borehole at 2.0 feet.

TT SOIL BORING E - GINT STD US LAB.GDT - 10/22/18 10:38 - C:\USERS\JOSH.MULLIS\DESKTOP\PRACTICE 022618.GPJ

BORING NUMBER CPP-SB-1857

Tetra Tech Inc

CLIENT Lockheed Martin Corporation **PROJECT NAME** CPP PCB Median Investigation

PROJECT NUMBER 112IC07533.19 **PROJECT LOCATION** MIDDLE RIVER, MARYLAND

DATE STARTED 8/17/18 **COMPLETED** 8/17/18 **GROUND ELEVATION** _____ **HOLE SIZE** 3 inches

DRILLING CONTRACTOR Ground Zero **DRILLING METHOD** DPT

NOTES _____ **LOGGED BY** J. Mullis

NORTHING 604981.5861 ft **EASTING** 1473772.7422 ft **DATUM:** MD STATE NAD 1983

DEPTH (ft)	LABORATORY SAMPLE INTERVAL	U.S.C.S.	GRAPHIC LOG	MATERIAL DESCRIPTION	ENVIRONMENTAL DATA
0.0	0-0.5(ft)	OL		dark brown soft organic SILT w/rootlets, sl moist	PID = 1.2
0.5	0.5-1(ft)	SC		orange/red low plastic sandy CLAY, sl moist	PID = 1.3
0.8		CL		white stiff silty CLAY, sl moist	
1.1	1-2(ft)	SC		orange/brown low plastic to friable sandy CLAY to clayey SAND, dry	PID = 0.6
2.0				Bottom of borehole at 2.0 feet.	

TT SOIL BORING E - GINT STD US LAB.GDT - 10/22/18 10:38 - C:\USERS\JOSH.MULLIS\DESKTOP\PRACTICE 022618.GPJ

BORING NUMBER CPP-SB-1858

Tetra Tech Inc

CLIENT Lockheed Martin Corporation **PROJECT NAME** CPP PCB Median Investigation

PROJECT NUMBER 112IC07533.19 **PROJECT LOCATION** MIDDLE RIVER, MARYLAND

DATE STARTED 8/17/18 **COMPLETED** 8/17/18 **GROUND ELEVATION** _____ **HOLE SIZE** 3 inches

DRILLING CONTRACTOR Ground Zero **DRILLING METHOD** DPT

NOTES _____ **LOGGED BY** J. Mullis

NORTHING 605013.2527 ft **EASTING** 1473852.7422 ft **DATUM:** MD STATE NAD 1983

DEPTH (ft)	LABORATORY SAMPLE INTERVAL	U.S.C.S.	GRAPHIC LOG	MATERIAL DESCRIPTION	ENVIRONMENTAL DATA
0.0	0-0.5(ft)	OL		dark brown soft organic SILT w/rootlets, sl moist	PID = 0.6
0.6	0.5-1(ft)	ML		black loose SILT w/gravel/porous rock (slag), dry	PID = 0.6
0.9	1-2(ft)	SC		orange/red friable clayey SAND, dry	PID = 0.7
2.0				Bottom of borehole at 2.0 feet.	

TT SOIL BORING E - GINT STD US LAB.GDT - 10/22/18 10:38 - C:\USERS\JOSH.MULLIS\DESKTOP\PRACTICE 022618.GPJ

BORING NUMBER CPP-SB-1859

Tetra Tech Inc

CLIENT Lockheed Martin Corporation **PROJECT NAME** CPP PCB Median Investigation

PROJECT NUMBER 112IC07533.19 **PROJECT LOCATION** MIDDLE RIVER, MARYLAND

DATE STARTED 8/17/18 **COMPLETED** 8/17/18 **GROUND ELEVATION** _____ **HOLE SIZE** 3 inches

DRILLING CONTRACTOR Ground Zero **DRILLING METHOD** DPT

NOTES _____ **LOGGED BY** J. Mullis

NORTHING 605072.4194 ft **EASTING** 1474007.7422 ft **DATUM:** MD STATE NAD 1983

DEPTH (ft)	LABORATORY SAMPLE INTERVAL	U.S.C.S.	GRAPHIC LOG	MATERIAL DESCRIPTION	ENVIRONMENTAL DATA
0.0					
	0-0.5(ft)	OL		dark brown soft organic SILT w/rootlets, sl moist	PID = 1.1
0.3					
	0.5-1(ft)	GW		gray/tan loose silty GRAVEL w/porous rock (slag), medium, dry	PID = 1.1
0.9					
	1-2(ft)	SC		gray/tan low plastic to loose clayey SAND to sandy CLAY, sl moist to dry	PID = 1.2
2.0					

Bottom of borehole at 2.0 feet.

TT SOIL BORING E - GINT STD US LAB.GDT - 10/22/18 10:38 - C:\USERS\JOSH.MULLIS\DESKTOP\PRACTICE 022618.GPJ

BORING NUMBER CPP-SB-1860

Tetra Tech Inc

CLIENT Lockheed Martin Corporation **PROJECT NAME** CPP PCB Median Investigation

PROJECT NUMBER 112IC07533.19 **PROJECT LOCATION** MIDDLE RIVER, MARYLAND

DATE STARTED 8/17/18 **COMPLETED** 8/17/18 **GROUND ELEVATION** _____ **HOLE SIZE** 3 inches

DRILLING CONTRACTOR Ground Zero **DRILLING METHOD** DPT

NOTES _____ **LOGGED BY** J. Mullis

NORTHING 605101.5861 ft **EASTING** 1474084.4089 ft **DATUM:** MD STATE NAD 1983

DEPTH (ft)	LABORATORY SAMPLE INTERVAL	U.S.C.S.	GRAPHIC LOG	MATERIAL DESCRIPTION	ENVIRONMENTAL DATA
0.0					
	0-0.5(ft)	OL		dark brown soft organic SILT w/rootlets, sl moist	PID = 1.3
0.5					
		GW		black loose silty GRAVEL, dry	PID = 1
0.7	0.5-1(ft)			tan/orange low plastic clayey SAND, sl moist	PID = 1
	1-2(ft)	SC			
2.0					

Bottom of borehole at 2.0 feet.

TT SOIL BORING E - GINT STD US LAB.GDT - 10/22/18 10:38 - C:\USERS\JOSH.MULLIS\DESKTOP\PRACTICE 022618.GPJ

BORING NUMBER CPP-SB-1861

Tetra Tech Inc

CLIENT Lockheed Martin Corporation **PROJECT NAME** CPP PCB Median Investigation

PROJECT NUMBER 112IC07533.19 **PROJECT LOCATION** MIDDLE RIVER, MARYLAND

DATE STARTED 8/17/18 **COMPLETED** 8/17/18 **GROUND ELEVATION** _____ **HOLE SIZE** 3 inches

DRILLING CONTRACTOR Ground Zero **DRILLING METHOD** DPT

NOTES _____ **LOGGED BY** J. Mullis

NORTHING 605132.4194 ft **EASTING** 1474160.2422 ft **DATUM:** MD STATE NAD 1983

DEPTH (ft)	LABORATORY SAMPLE INTERVAL	U.S.C.S.	GRAPHIC LOG	MATERIAL DESCRIPTION	ENVIRONMENTAL DATA
0.0					
	0-0.5(ft)	OL		dark brown soft organic SILT w/rootlets, sl moist	PID = 1.3
0.5					
	0.5-1(ft)	ML		gray/brown loose clayey SILT, v fine, sl moist	PID = 1.5
0.8					
		SC		orange/red low plastic clayey SAND, sl moist	PID = 1.6
1.5	1-2(ft)				
		SP		tan fine poorly graded SAND, moist	
2.0					

Bottom of borehole at 2.0 feet.

TT SOIL BORING E - GINT STD US LAB.GDT - 10/22/18 10:38 - C:\USERS\JOSH.MULLIS\DESKTOP\PRACTICE 022618.GPJ

BORING NUMBER CPP-SB-1862

Tetra Tech Inc

CLIENT Lockheed Martin Corporation **PROJECT NAME** CPP PCB Median Investigation

PROJECT NUMBER 112IC07533.19 **PROJECT LOCATION** MIDDLE RIVER, MARYLAND

DATE STARTED 8/17/18 **COMPLETED** 8/17/18 **GROUND ELEVATION** _____ **HOLE SIZE** 3 inches

DRILLING CONTRACTOR Ground Zero **DRILLING METHOD** DPT

NOTES _____ **LOGGED BY** J. Mullis

NORTHING 605163.2527 ft **EASTING** 1474235.2422 ft **DATUM:** MD STATE NAD 1983

DEPTH (ft)	LABORATORY SAMPLE INTERVAL	U.S.C.S.	GRAPHIC LOG	MATERIAL DESCRIPTION	ENVIRONMENTAL DATA
0.0					
	0-0.5(ft)	OL		dark brown soft organic SILT w/rootlets, sl moist	PID = 1.5
0.5					
	0.5-1(ft)	SM		orange/brown friable sandy SILT, dry	PID = 2.2
1.2					PID = 1.4
	1-2(ft)	ML		orange/brown friable clayey SILT, dry	
2.0					

Bottom of borehole at 2.0 feet.

TT SOIL BORING E - GINT STD US LAB.GDT - 10/22/18 10:38 - C:\USERS\JOSH.MULLIS\DESKTOP\PRACTICE 022618.GPJ

BORING NUMBER CPP-SB-1863

Tetra Tech Inc

CLIENT Lockheed Martin Corporation **PROJECT NAME** CPP PCB Median Investigation

PROJECT NUMBER 112IC07533.19 **PROJECT LOCATION** MIDDLE RIVER, MARYLAND

DATE STARTED 8/17/18 **COMPLETED** 8/17/18 **GROUND ELEVATION** _____ **HOLE SIZE** 3 inches

DRILLING CONTRACTOR Ground Zero **DRILLING METHOD** DPT

NOTES _____ **LOGGED BY** J. Mullis

NORTHING 605189.9194 ft **EASTING** 1474305.2422 ft **DATUM:** MD STATE NAD 1983

DEPTH (ft)	LABORATORY SAMPLE INTERVAL	U.S.C.S.	GRAPHIC LOG	MATERIAL DESCRIPTION	ENVIRONMENTAL DATA
0.0					
	0-0.5(ft)	OL		dark brown soft organic SILT w/rootlets, sl moist	PID = 1.1
0.5					
	0.5-1(ft)	ML		orange/brown low plastic clayey SILT, sl moist	PID = 1.2
1.2					
	1-2(ft)	ML		black/orange med plastic clayey SILT, moist, no odor	PID = 1.2
2.0					

Bottom of borehole at 2.0 feet.

TT SOIL BORING E - GINT STD US LAB.GDT - 10/22/18 10:38 - C:\USERS\JOSH.MULLIS\DESKTOP\PRACTICE 022618.GPJ

BORING NUMBER CPP-SB-1864

Tetra Tech Inc

CLIENT Lockheed Martin Corporation **PROJECT NAME** CPP PCB Median Investigation

PROJECT NUMBER 112IC07533.19 **PROJECT LOCATION** MIDDLE RIVER, MARYLAND

DATE STARTED 8/17/18 **COMPLETED** 8/17/18 **GROUND ELEVATION** _____ **HOLE SIZE** 3 inches

DRILLING CONTRACTOR Ground Zero **DRILLING METHOD** DPT

NOTES _____ **LOGGED BY** J. Mullis

NORTHING 605258.2527 ft **EASTING** 1474390.2422 ft **DATUM:** MD STATE NAD 1983

DEPTH (ft)	LABORATORY SAMPLE INTERVAL	U.S.C.S.	GRAPHIC LOG	MATERIAL DESCRIPTION	ENVIRONMENTAL DATA
0.0					
	0-0.5(ft)	OL		dark brown soft organic SILT w/rootlets, sl moist	PID = 1.6
0.5					
	0.5-1(ft)	ML		brown friable clayey SILT, dry	PID = 2.8
1.0					
	1-2(ft)	ML		orange/tan friable clayey SILT, dry	PID = 2.3
2.0					

Bottom of borehole at 2.0 feet.

TT SOIL BORING E - GINT STD US LAB.GDT - 10/22/18 10:38 - C:\USERS\JOSH.MULLIS\DESKTOP\PRACTICE 022618.GPJ

BORING NUMBER CPP-SB-1865

Tetra Tech Inc

CLIENT Lockheed Martin Corporation **PROJECT NAME** CPP PCB Median Investigation

PROJECT NUMBER 112IC07533.19 **PROJECT LOCATION** MIDDLE RIVER, MARYLAND

DATE STARTED 8/17/18 **COMPLETED** 8/17/18 **GROUND ELEVATION** _____ **HOLE SIZE** 3 inches

DRILLING CONTRACTOR Ground Zero **DRILLING METHOD** DPT

NOTES _____ **LOGGED BY** J. Mullis

NORTHING 605370.7527 ft **EASTING** 1474397.7422 ft **DATUM:** MD STATE NAD 1983

DEPTH (ft)	LABORATORY SAMPLE INTERVAL	U.S.C.S.	GRAPHIC LOG	MATERIAL DESCRIPTION	ENVIRONMENTAL DATA
0.0					
	0-0.5(ft)	OL		dark brown soft organic SILT w/rootlets, sl moist	PID = 1.1
0.5					
	0.5-1(ft)	ML		orange/brown friable clayey SILT, dry	PID = 1.7
					PID = 1.1
1.5	1-2(ft)				
		CL		tan low plastic silty CLAY, moist	
2.0					

Bottom of borehole at 2.0 feet.

TT SOIL BORING E - GINT STD US LAB.GDT - 10/22/18 10:38 - C:\USERS\JOSH.MULLIS\DESKTOP\PRACTICE 022618.GPJ

BORING NUMBER CPP-SB-1866

Tetra Tech Inc

CLIENT Lockheed Martin Corporation **PROJECT NAME** CPP PCB Median Investigation

PROJECT NUMBER 112IC07533.19 **PROJECT LOCATION** MIDDLE RIVER, MARYLAND

DATE STARTED 8/17/18 **COMPLETED** 8/17/18 **GROUND ELEVATION** _____ **HOLE SIZE** 3 inches

DRILLING CONTRACTOR Ground Zero **DRILLING METHOD** DPT

NOTES _____ **LOGGED BY** J. Mullis

NORTHING 605447.4194 ft **EASTING** 1474367.7422 ft **DATUM:** MD STATE NAD 1983

DEPTH (ft)	LABORATORY SAMPLE INTERVAL	U.S.C.S.	GRAPHIC LOG	MATERIAL DESCRIPTION	ENVIRONMENTAL DATA
0.0					
	0-0.5(ft)	OL		dark brown soft organic SILT w/rootlets, sl moist	PID = 1.4
0.5					
	0.5-1(ft)	ML		red w/brown loose clayey SILT, dry	PID = 1.4
					PID = 2.4
	1-2(ft)				
1.6		CL		tan med plast silty CLAY, moist	
2.0				Bottom of borehole at 2.0 feet.	

TT SOIL BORING E - GINT STD US LAB.GDT - 10/22/18 10:38 - C:\USERS\JOSH.MULLIS\DESKTOP\PRACTICE 022618.GPJ

APPENDIX C—CHEMICAL-DATA TABLE AND DATA VALIDATION REPORTS

Appendix C

Chemical-Data Table

LOCATION	CPP-SB-1818		CPP-SB-1819		CPP-SB-1820	
SAMPLE ID	**CPP-SB-1818-0.0-0.5**	**CPP-SB-1818-0.5-1.0**	**CPP-SB-1819-0.0-0.5**	**CPP-SB-1819-0.5-1.0**	**CPP-SB-1820-0.0-0.5**	**CPP-SB-1820-0.5-1.0**
SAMPLE DATE	**20180816**	**20180816**	**20180816**	**20180816**	**20180816**	**20180816**
TOP DEPTH	**0**	**0.5**	**0**	**0.5**	**0**	**0.5**
BOTTOM DEPTH	**0.5**	**1**	**0.5**	**1**	**0.5**	**1**
PCBS (UG/KG)						
AROCLOR-1016	27 U	26 U	150 U	28 U	26 U	27 U
AROCLOR-1221	29 U	29 U	160 U	31 U	28 U	30 U
AROCLOR-1232	28 U	28 U	150 U	30 U	27 U	28 U
AROCLOR-1242	23 U	23 U	130 U	24 U	22 U	23 U
AROCLOR-1248	29 U	29 U	160 U	31 U	28 U	30 U
AROCLOR-1254	28 U	28 U	150 U	30 U	27 U	28 U
AROCLOR-1260	**410**	**110 J**	**2500 J**	**280**	**630**	27 U
AROCLOR-1262	37 U	37 U	210 U	40 U	36 U	38 U
AROCLOR-1268	28 U	28 U	150 U	30 U	27 U	28 U
TOTAL AROCLOR	**410**	**110**	**2500**	**280**	**630**	0 U
TOTAL AROCLOR HALFND	**524.5**	**224**	**3130**	**402**	**740.5**	**129.5**

Detections Bolded.

Appendix C

Chemical-Data Table

LOCATION	CPP-SB-1821		CPP-SB-1822		CPP-SB-1823	
SAMPLE ID	**CPP-SB-1821-0.0-0.5**	**CPP-SB-1821-0.5-1.0**	**CPP-SB-1822-0.0-0.5**	**CPP-SB-1822-0.5-1.0**	**CPP-SB-1823-0.0-0.5**	**CPP-SB-1823-0.5-1.0**
SAMPLE DATE	**20180816**	**20180816**	**20180816**	**20180816**	**20180816**	**20180816**
TOP DEPTH	**0**	**0.5**	**0**	**0.5**	**0**	**0.5**
BOTTOM DEPTH	**0.5**	**1**	**0.5**	**1**	**0.5**	**1**
PCBS (UG/KG)						
AROCLOR-1016	160 U	27 U	27 U	25 U	28 U	25 U
AROCLOR-1221	170 U	29 U	30 U	27 U	30 U	27 U
AROCLOR-1232	170 U	28 U	29 U	26 U	29 U	26 U
AROCLOR-1242	140 U	23 U	24 U	21 U	24 U	21 U
AROCLOR-1248	170 U	29 U	30 U	27 U	30 U	27 U
AROCLOR-1254	170 U	28 U	29 U	26 U	29 U	26 U
AROCLOR-1260	**3000**	27 U	**490**	25 U	**63**	**30 J**
AROCLOR-1262	220 U	38 U	39 U	35 U	39 U	35 U
AROCLOR-1268	170 U	28 U	29 U	26 U	29 U	26 U
TOTAL AROCLOR	**3000**	0 U	**490**	0 U	**63**	**30**
TOTAL AROCLOR HALFND	**3685**	**128.5**	**608.5**	**119**	**182**	**136.5**

Detections Bolded.

Appendix C

Chemical-Data Table

LOCATION	CPP-SB-1824		CPP-SB-1825		CPP-SB-1826	
SAMPLE ID	**CPP-SB-1824-0.0-0.5**	**CPP-SB-1824-0.5-1.0**	**CPP-SB-1825-0.0-0.5**	**CPP-SB-1825-0.5-1.0**	**CPP-SB-1826-0.0-0.5**	**CPP-SB-1826-0.5-1.0**
SAMPLE DATE	**20180816**	**20180816**	**20180816**	**20180816**	**20180816**	**20180816**
TOP DEPTH	**0**	**0.5**	**0**	**0.5**	**0**	**0.5**
BOTTOM DEPTH	**0.5**	**1**	**0.5**	**1**	**0.5**	**1**
PCBS (UG/KG)						
AROCLOR-1016	28 U	25 U	150 U	27 U	27 U	26 U
AROCLOR-1221	31 U	27 U	170 U	30 U	29 U	28 U
AROCLOR-1232	29 U	26 U	160 U	28 U	28 U	27 U
AROCLOR-1242	24 U	21 U	130 U	23 U	23 U	22 U
AROCLOR-1248	31 U	27 U	170 U	30 U	29 U	28 U
AROCLOR-1254	29 U	26 U	160 U	28 U	28 U	27 U
AROCLOR-1260	**880**	**40 J**	**1800 J**	**64**	**740**	**160**
AROCLOR-1262	40 U	35 U	210 U	38 U	38 U	36 U
AROCLOR-1268	29 U	26 U	160 U	28 U	28 U	27 U
TOTAL AROCLOR	**880**	**40**	**1800**	**64**	**740**	**160**
TOTAL AROCLOR HALFND	**1000.5**	**146.5**	**2455**	**180**	**855**	**270.5**

Detections Bolded.

Appendix C

Chemical-Data Table

LOCATION	CPP-SB-1827		CPP-SB-1828				
SAMPLE ID	**CPP-SB-1827-0.0-0.5**	**CPP-SB-1827-0.5-1.0**	**CPP-SB-1828-0.0-0.5**	**CPP-SB-1828-0.5-1.0**	**CPP-SB-1828-0.5-1.0-AVG**	**CPP-SB-1828-0.5-1.0-D**	**CPP-SB-1828-1-2**
SAMPLE DATE	**20180816**	**20180816**	**20180816**	**20180816**	**20180816**	**20180816**	**20180816**
TOP DEPTH	**0**	**0.5**	**0**	**0.5**	**0.5**	**0.5**	**1**
BOTTOM DEPTH	**0.5**	**1**	**0.5**	**1**	**1**	**1**	**2**
PCBS (UG/KG)							
AROCLOR-1016	250 U	27 U	28 U	140 U	83 U	26 U	25 U
AROCLOR-1221	270 U	29 U	31 U	150 U	89 U	28 U	27 U
AROCLOR-1232	260 U	28 U	29 U	140 U	83.5 U	27 U	26 U
AROCLOR-1242	210 U	23 U	24 U	120 U	71 U	22 U	22 U
AROCLOR-1248	270 U	29 U	31 U	150 U	89 U	28 U	27 U
AROCLOR-1254	260 U	28 U	29 U	140 U	83.5 U	27 U	26 U
AROCLOR-1260	**5800 J**	**140**	**340**	**2200 J**	**1205**	**210 J**	25 U
AROCLOR-1262	350 U	38 U	39 U	200 U	118.5 U	37 U	35 U
AROCLOR-1268	260 U	28 U	29 U	140 U	83.5 U	27 U	26 U
TOTAL AROCLOR	**5800**	**140**	**340**	**2200**	**1205**	**210**	0 U
TOTAL AROCLOR HALFND	**6865**	**255**	**460**	**2790**	**1555.5**	**321**	**119.5**

Detections Bolded.

Appendix C

Chemical-Data Table

LOCATION	CPP-SB-1829			CPP-SB-1830	
SAMPLE ID	**CPP-SB-1829-0.0-0.5**	**CPP-SB-1829-0.5-1.0**	**CPP-SB-1829-1-2**	**CPP-SB-1830-0.0-0.5**	**CPP-SB-1830-0.5-1.0**
SAMPLE DATE	**20180816**	**20180816**	**20180816**	**20180816**	**20180816**
TOP DEPTH	**0**	**0.5**	**1**	**0**	**0.5**
BOTTOM DEPTH	**0.5**	**1**	**2**	**0.5**	**1**
PCBS (UG/KG)					
AROCLOR-1016	27 U	130 U	25 U	150 U	27 U
AROCLOR-1221	30 U	140 U	27 U	160 U	29 U
AROCLOR-1232	28 U	130 U	26 U	150 U	28 U
AROCLOR-1242	23 U	110 U	21 U	130 U	23 U
AROCLOR-1248	30 U	140 U	27 U	160 U	29 U
AROCLOR-1254	28 U	130 U	26 U	150 U	28 U
AROCLOR-1260	**350**	**2900 J**	25 U	**3800**	**120**
AROCLOR-1262	38 U	180 U	35 U	210 U	37 U
AROCLOR-1268	28 U	130 U	26 U	150 U	28 U
TOTAL AROCLOR	**350**	**2900**	0 U	**3800**	**120**
TOTAL AROCLOR HALFND	**466**	**3445**	**119**	**4430**	**234.5**

Detections Bolded.

Appendix C

Chemical-Data Table

LOCATION	CPP-SB-1831				CPP-SB-1832	
SAMPLE ID	**CPP-SB-1831-0.0-0.5**	**CPP-SB-1831-0.0-0.5-AVG**	**CPP-SB-1831-0.0-0.5-D**	**CPP-SB-1831-0.5-1.0**	**CPP-SB-1832-0.0-0.5**	**CPP-SB-1832-0.5-1.0**
SAMPLE DATE	**20180816**	**20180816**	**20180816**	**20180816**	**20180816**	**20180816**
TOP DEPTH	**0**	**0**	**0**	**0.5**	**0**	**0.5**
BOTTOM DEPTH	**0.5**	**0.5**	**0.5**	**1**	**0.5**	**1**
PCBS (UG/KG)						
AROCLOR-1016	140 U	140 U	140 U	25 U	140 U	480 U
AROCLOR-1221	150 U	155 U	160 U	28 U	150 U	520 U
AROCLOR-1232	150 U	150 U	150 U	26 U	150 U	500 U
AROCLOR-1242	120 U	120 U	120 U	22 U	120 U	410 U
AROCLOR-1248	150 U	155 U	160 U	28 U	150 U	520 U
AROCLOR-1254	150 U	150 U	150 U	26 U	150 U	500 U
AROCLOR-1260	**3000 J**	**2950**	**2900**	**130 J**	**1300 J**	480 U
AROCLOR-1262	200 U	200 U	200 U	36 U	200 U	680 U
AROCLOR-1268	150 U	150 U	150 U	26 U	150 U	500 UJ
TOTAL AROCLOR	**3000**	**2950**	**2900**	**130**	**1300**	0 U
TOTAL AROCLOR HALFND	**3605**	**3560**	**3515**	**238.5**	**1905**	**2295**

Detections Bolded.

Appendix C

Chemical-Data Table

LOCATION	CPP-SB-1833		CPP-SB-1834		CPP-SB-1835	
SAMPLE ID	**CPP-SB-1833-0.0-0.5**	**CPP-SB-1833-0.5-1.0**	**CPP-SB-1834-0.0-0.5**	**CPP-SB-1834-0.5-1.0**	**CPP-SB-1835-0.0-0.5**	**CPP-SB-1835-0.5-1.0**
SAMPLE DATE	**20180816**	**20180816**	**20180816**	**20180816**	**20180816**	**20180816**
TOP DEPTH	**0**	**0.5**	**0**	**0.5**	**0**	**0.5**
BOTTOM DEPTH	**0.5**	**1**	**0.5**	**1**	**0.5**	**1**
PCBS (UG/KG)						
AROCLOR-1016	270 U	25 U	300 U	25 U	280 U	26 U
AROCLOR-1221	300 U	28 U	330 U	28 U	310 U	28 U
AROCLOR-1232	280 U	27 U	320 U	26 U	290 U	27 U
AROCLOR-1242	240 U	22 U	260 U	22 U	240 U	22 U
AROCLOR-1248	300 U	28 U	330 U	28 U	310 U	28 U
AROCLOR-1254	280 U	27 U	320 U	26 U	290 U	27 U
AROCLOR-1260	**5900**	**220 J**	**9800**	**330**	**7100**	**340**
AROCLOR-1262	380 U	36 U	430 U	36 U	400 U	36 U
AROCLOR-1268	280 U	27 U	320 U	26 U	290 U	27 U
TOTAL AROCLOR	**5900**	**220**	**9800**	**330**	**7100**	**340**
TOTAL AROCLOR HALFND	**7065**	**330**	**11105**	**438.5**	**8305**	**450.5**

Detections Bolded.

Appendix C

Chemical-Data Table

LOCATION	CPP-SB-1836		CPP-SB-1837			
SAMPLE ID	**CPP-SB-1836-0.0-0.5**	**CPP-SB-1836-0.5-1.0**	**CPP-SB-1837-0.0-0.5**	**CPP-SB-1837-0.5-1.0**	**CPP-SB-1837-0.5-1.0-AVG**	**CPP-SB-1837-0.5-1.0-D**
SAMPLE DATE	**20180816**	**20180816**	**20180816**	**20180816**	**20180816**	**20180816**
TOP DEPTH	**0**	**0.5**	**0**	**0.5**	**0.5**	**0.5**
BOTTOM DEPTH	**0.5**	**1**	**0.5**	**1**	**1**	**1**
PCBS (UG/KG)						
AROCLOR-1016	280 U	25 U	28 U	25 U	25 U	25 U
AROCLOR-1221	310 U	27 U	30 U	27 U	27.5 U	28 U
AROCLOR-1232	300 U	26 U	29 U	26 U	26 U	26 U
AROCLOR-1242	250 U	21 U	24 U	21 U	21.5 U	22 U
AROCLOR-1248	310 U	27 U	30 U	27 U	27.5 U	28 U
AROCLOR-1254	300 U	26 U	29 U	26 U	26 U	26 U
AROCLOR-1260	**6900**	**150**	**690 J**	**42 J**	**39**	**36 J**
AROCLOR-1262	400 U	35 U	39 U	35 U	35.5 U	36 U
AROCLOR-1268	300 U	26 U	29 U	26 U	26 U	26 U
TOTAL AROCLOR	**6900**	**150**	**690**	**42**	**39**	**36**
TOTAL AROCLOR HALFND	**8125**	**256.5**	**809**	**148.5**	**146.5**	**144.5**

Detections Bolded.

Appendix C

Chemical-Data Table

LOCATION	CPP-SB-1838		CPP-SB-1839		CPP-SB-1840	
SAMPLE ID	**CPP-SB-1838-0.0-0.5**	**CPP-SB-1838-0.5-1.0**	**CPP-SB-1839-0.0-0.5**	**CPP-SB-1839-0.5-1.0**	**CPP-SB-1840-0.0-0.5**	**CPP-SB-1840-0.5-1.0**
SAMPLE DATE	**20180816**	**20180816**	**20180816**	**20180816**	**20180816**	**20180816**
TOP DEPTH	**0**	**0.5**	**0**	**0.5**	**0**	**0.5**
BOTTOM DEPTH	**0.5**	**1**	**0.5**	**1**	**0.5**	**1**
PCBS (UG/KG)						
AROCLOR-1016	140 U	26 U	150 U	24 U	130 U	26 U
AROCLOR-1221	150 U	28 U	160 U	27 U	150 U	28 U
AROCLOR-1232	150 U	27 U	150 U	25 U	140 U	27 U
AROCLOR-1242	120 U	22 U	130 U	21 U	120 U	22 U
AROCLOR-1248	150 U	28 U	160 U	27 U	150 U	28 U
AROCLOR-1254	150 U	27 U	150 U	25 U	140 U	27 U
AROCLOR-1260	**2100 J**	**140**	**2900 J**	**110**	**3200 J**	**32 J**
AROCLOR-1262	200 U	37 U	210 U	34 U	190 U	36 U
AROCLOR-1268	150 U	27 U	150 U	25 U	140 U	27 U
TOTAL AROCLOR	**2100**	**140**	**2900**	**110**	**3200**	**32**
TOTAL AROCLOR HALFND	**2705**	**251**	**3530**	**214**	**3780**	**142.5**

Detections Bolded.

Appendix C

Chemical-Data Table

LOCATION	CPP-SB-1841		CPP-SB-1842		CPP-SB-1843	
SAMPLE ID	**CPP-SB-1841-0.0-0.5**	**CPP-SB-1841-0.5-1.0**	**CPP-SB-1842-0.0-0.5**	**CPP-SB-1842-0.5-1.0**	**CPP-SB-1843-0.0-0.5**	**CPP-SB-1843-0.5-1.0**
SAMPLE DATE	**20180816**	**20180816**	**20180816**	**20180816**	**20180816**	**20180816**
TOP DEPTH	**0**	**0.5**	**0**	**0.5**	**0**	**0.5**
BOTTOM DEPTH	**0.5**	**1**	**0.5**	**1**	**0.5**	**1**
PCBS (UG/KG)						
AROCLOR-1016	130 U	25 U	140 U	24 U	380 U	24 U
AROCLOR-1221	140 U	27 U	150 U	26 U	410 U	27 U
AROCLOR-1232	130 U	26 U	140 U	25 U	400 U	25 U
AROCLOR-1242	110 U	22 U	120 U	21 U	330 U	21 U
AROCLOR-1248	140 U	27 U	150 U	26 U	410 U	27 U
AROCLOR-1254	130 U	26 U	140 U	25 U	400 U	25 U
AROCLOR-1260	**2600 J**	**28 J**	**4500**	**120**	**12000**	**24 J**
AROCLOR-1262	180 U	35 U	190 U	34 U	540 U	34 U
AROCLOR-1268	130 U	26 U	140 U	25 U	400 U	25 U
TOTAL AROCLOR	**2600**	**28**	**4500**	**120**	**12000**	**24**
TOTAL AROCLOR HALFND	**3145**	**135**	**5085**	**223**	**13635**	**128**

Detections Bolded.

Appendix C

Chemical-Data Table

LOCATION	CPP-SB-1844		CPP-SB-1845		CPP-SB-1846	
SAMPLE ID	**CPP-SB-1844-0.0-0.5**	**CPP-SB-1844-0.5-1.0**	**CPP-SB-1845-0.0-0.5**	**CPP-SB-1845-0.5-1.0**	**CPP-SB-1846-0.0-0.5**	**CPP-SB-1846-0.5-1.0**
SAMPLE DATE	**20180816**	**20180816**	**20180816**	**20180816**	**20180816**	**20180816**
TOP DEPTH	**0**	**0.5**	**0**	**0.5**	**0**	**0.5**
BOTTOM DEPTH	**0.5**	**1**	**0.5**	**1**	**0.5**	**1**
PCBS (UG/KG)						
AROCLOR-1016	250 U	26 U	26 U	25 U	35 U	24 U
AROCLOR-1221	270 U	28 U	28 U	27 U	38 U	26 U
AROCLOR-1232	260 U	27 U	27 U	26 U	36 U	25 U
AROCLOR-1242	210 U	22 U	22 U	22 U	30 U	21 U
AROCLOR-1248	270 U	28 U	28 U	27 U	38 U	26 U
AROCLOR-1254	260 U	27 U	27 U	26 U	36 U	25 U
AROCLOR-1260	**9000**	**60**	**420**	**160 J**	**1000 J**	24 U
AROCLOR-1262	350 U	37 U	37 U	35 U	49 U	34 U
AROCLOR-1268	260 U	27 U	27 U	26 U	36 U	25 U
TOTAL AROCLOR	**9000**	**60**	**420**	**160**	**1000**	0 U
TOTAL AROCLOR HALFND	**10065**	**171**	**531**	**267**	**1149**	**115**

Detections Bolded.

Appendix C

Chemical-Data Table

LOCATION	CPP-SB-1847				CPP-SB-1848	
SAMPLE ID	**CPP-SB-1847-0.0-0.5**	**CPP-SB-1847-0.0-0.5-AVG**	**CPP-SB-1847-0.0-0.5-D**	**CPP-SB-1847-0.5-1.0**	**CPP-SB-1848-0.0-0.5**	**CPP-SB-1848-0.5-1.0**
SAMPLE DATE	**20180816**	**20180816**	**20180816**	**20180816**	**20180817**	**20180817**
TOP DEPTH	**0**	**0**	**0**	**0.5**	**0**	**0.5**
BOTTOM DEPTH	**0.5**	**0.5**	**0.5**	**1**	**0.5**	**1**
PCBS (UG/KG)						
AROCLOR-1016	26 U	26.5 U	27 U	25 U	28 U	270 U
AROCLOR-1221	29 U	29 U	29 U	27 U	31 U	290 U
AROCLOR-1232	28 U	28 U	28 U	26 U	30 U	280 U
AROCLOR-1242	23 U	23 U	23 U	21 U	24 U	230 U
AROCLOR-1248	29 U	29 U	29 U	27 U	31 U	290 U
AROCLOR-1254	28 U	28 U	28 U	26 U	30 U	280 U
AROCLOR-1260	**300**	**270**	**240**	25 U	**930**	270 U
AROCLOR-1262	37 U	37.5 U	38 U	35 U	40 U	380 U
AROCLOR-1268	28 U	28 U	28 U	26 U	30 U	280 U
TOTAL AROCLOR	**300**	**270**	**240**	0 U	**930**	0 U
TOTAL AROCLOR HALFND	**414**	**384.5**	**355**	**119**	**1052**	**1285**

Detections Bolded.

Appendix C

Chemical-Data Table

LOCATION	CPP-SB-1849				CPP-SB-1850	
SAMPLE ID	**CPP-SB-1849-0.0-0.5**	**CPP-SB-1849-0.5-1.0**	**CPP-SB-1849-0.5-1.0-AVG**	**CPP-SB-1849-0.5-1.0-D**	**CPP-SB-1850-0.0-0.5**	**CPP-SB-1850-0.5-1.0**
SAMPLE DATE	**20180817**	**20180817**	**20180817**	**20180817**	**20180817**	**20180817**
TOP DEPTH	**0**	**0.5**	**0.5**	**0.5**	**0**	**0.5**
BOTTOM DEPTH	**0.5**	**1**	**1**	**1**	**0.5**	**1**
PCBS (UG/KG)						
AROCLOR-1016	27 U	27 U	26.5 U	26 U	27 U	28 U
AROCLOR-1221	30 U	29 U	28.5 U	28 U	30 U	31 U
AROCLOR-1232	29 U	28 U	27.5 U	27 U	28 U	29 U
AROCLOR-1242	24 U	23 U	22.5 U	22 U	23 U	24 U
AROCLOR-1248	30 U	29 U	28.5 U	28 U	30 U	31 U
AROCLOR-1254	29 U	28 U	27.5 U	27 U	28 U	29 U
AROCLOR-1260	**790**	**140**	**165**	**190**	**660**	**190**
AROCLOR-1262	39 U	38 U	37 U	36 U	38 U	39 U
AROCLOR-1268	29 U	28 U	27.5 U	27 U	28 U	29 U
TOTAL AROCLOR	**790**	**140**	**165**	**190**	**660**	**190**
TOTAL AROCLOR HALFND	**908.5**	**255**	**277.75**	**300.5**	**776**	**310**

Detections Bolded.

Appendix C

Chemical-Data Table

LOCATION	CPP-SB-1851		CPP-SB-1852		CPP-SB-1853	
SAMPLE ID	**CPP-SB-1851-0.0-0.5**	**CPP-SB-1851-0.5-1.0**	**CPP-SB-1852-0.0-0.5**	**CPP-SB-1852-0.5-1.0**	**CPP-SB-1853-0.0-0.5**	**CPP-SB-1853-0.5-1.0**
SAMPLE DATE	**20180817**	**20180817**	**20180817**	**20180817**	**20180817**	**20180817**
TOP DEPTH	**0**	**0.5**	**0**	**0.5**	**0**	**0.5**
BOTTOM DEPTH	**0.5**	**1**	**0.5**	**1**	**0.5**	**1**
PCBS (UG/KG)						
AROCLOR-1016	27 U	25 U	27 U	26 U	30 U	26 U
AROCLOR-1221	30 U	28 U	29 U	29 U	33 U	29 U
AROCLOR-1232	28 U	27 U	28 U	27 U	31 U	27 U
AROCLOR-1242	24 U	22 U	23 U	23 U	26 U	23 U
AROCLOR-1248	30 U	28 U	29 U	29 U	33 U	29 U
AROCLOR-1254	28 U	27 U	28 U	27 U	31 U	27 U
AROCLOR-1260	**740**	**65**	**670**	**120**	**870**	**190**
AROCLOR-1262	38 U	36 U	38 U	37 U	42 U	37 U
AROCLOR-1268	28 U	27 U	28 U	27 U	31 U	27 U
TOTAL AROCLOR	**740**	**65**	**670**	**120**	**870**	**190**
TOTAL AROCLOR HALFND	**856.5**	**175**	**785**	**232.5**	**998.5**	**302.5**

Detections Bolded.

Appendix C

Chemical-Data Table

LOCATION	CPP-SB-1854			CPP-SB-1855	
SAMPLE ID	**CPP-SB-1854-0.0-0.5**	**CPP-SB-1854-0.5-1.0**	**CPP-SB-1854-1-2**	**CPP-SB-1855-0.0-0.5**	**CPP-SB-1855-0.5-1.0**
SAMPLE DATE	**20180817**	**20180817**	**20180817**	**20180817**	**20180817**
TOP DEPTH	**0**	**0.5**	**1**	**0**	**0.5**
BOTTOM DEPTH	**0.5**	**1**	**2**	**0.5**	**1**
PCBS (UG/KG)					
AROCLOR-1016	26 U	140 U	25 U	28 U	26 U
AROCLOR-1221	28 U	150 U	27 U	30 U	29 U
AROCLOR-1232	27 U	150 U	26 U	29 U	27 U
AROCLOR-1242	22 U	120 U	21 U	24 U	23 U
AROCLOR-1248	28 U	150 U	27 U	30 U	29 U
AROCLOR-1254	27 U	150 U	26 U	29 U	27 U
AROCLOR-1260	**1000 J**	**2800**	**29 J**	**340**	**240**
AROCLOR-1262	37 U	200 U	35 U	39 U	37 U
AROCLOR-1268	27 U	150 U	26 U	29 U	27 U
TOTAL AROCLOR	**1000**	**2800**	**29**	**340**	**240**
TOTAL AROCLOR HALFND	**1111**	**3405**	**135.5**	**459**	**352.5**

Detections Bolded.

Appendix C

Chemical-Data Table

LOCATION	CPP-SB-1856				CPP-SB-1857	
SAMPLE ID	**CPP-SB-1856-0.0-0.5**	**CPP-SB-1856-0.0-0.5-AVG**	**CPP-SB-1856-0.0-0.5-D**	**CPP-SB-1856-0.5-1.0**	**CPP-SB-1857-0.0-0.5**	**CPP-SB-1857-0.5-1.0**
SAMPLE DATE	**20180817**	**20180817**	**20180817**	**20180817**	**20180817**	**20180817**
TOP DEPTH	**0**	**0**	**0**	**0.5**	**0**	**0.5**
BOTTOM DEPTH	**0.5**	**0.5**	**0.5**	**1**	**0.5**	**1**
PCBS (UG/KG)						
AROCLOR-1016	24 U	25 U	26 U	25 U	26 U	27 U
AROCLOR-1221	26 U	27.5 U	29 U	27 U	28 U	29 U
AROCLOR-1232	25 U	26 U	27 U	26 U	27 U	28 U
AROCLOR-1242	21 U	22 U	23 U	21 U	22 U	23 U
AROCLOR-1248	26 U	27.5 U	29 U	27 U	28 U	29 U
AROCLOR-1254	25 U	26 U	27 U	26 U	27 U	28 U
AROCLOR-1260	**350**	**380**	**410**	**170 J**	**1100**	**34 J**
AROCLOR-1262	34 U	35.5 U	37 U	35 U	37 U	38 U
AROCLOR-1268	25 U	26 U	27 U	26 U	27 U	28 U
TOTAL AROCLOR	**350**	**380**	**410**	**170**	**1100**	**34**
TOTAL AROCLOR HALFND	**453**	**487.75**	**522.5**	**276.5**	**1211**	**149**

Detections Bolded.

Appendix C

Chemical-Data Table

LOCATION	CPP-SB-1858		CPP-SB-1859		CPP-SB-1860			
SAMPLE ID	**CPP-SB-1858-0.0-0.5**	**CPP-SB-1858-0.5-1.0**	**CPP-SB-1859-0.0-0.5**	**CPP-SB-1859-0.5-1.0**	**CPP-SB-1860-0.0-0.5**	**CPP-SB-1860-0.5-1.0**	**CPP-SB-1860-0.5-1.0-AVG**	**CPP-SB-1860-0.5-1.0-D**
SAMPLE DATE	**20180817**	**20180817**	**20180817**	**20180817**	**20180817**	**20180817**	**20180817**	**20180817**
TOP DEPTH	**0**	**0.5**	**0**	**0.5**	**0**	**0.5**	**0.5**	**0.5**
BOTTOM DEPTH	**0.5**	**1**	**0.5**	**1**	**0.5**	**1**	**1**	**1**
PCBS (UG/KG)								
AROCLOR-1016	140 U	24 U	26 U	25 U	140 U	25 U	26 U	27 U
AROCLOR-1221	150 U	27 U	29 U	28 U	150 U	27 U	28 U	29 U
AROCLOR-1232	150 U	26 U	27 U	26 U	140 U	26 U	27 U	28 U
AROCLOR-1242	120 U	21 U	23 U	22 U	120 U	21 U	22 U	23 U
AROCLOR-1248	150 U	27 U	29 U	28 U	150 U	27 U	28 U	29 U
AROCLOR-1254	150 U	26 U	27 U	26 U	140 U	26 U	27 U	28 U
AROCLOR-1260	**1300**	24 U	**1000**	**35 J**	**4700**	**76 J**	**82.5**	**89**
AROCLOR-1262	200 U	35 U	37 U	36 U	200 U	35 U	36.5 U	38 U
AROCLOR-1268	150 U	26 U	27 U	26 U	140 U	26 U	27 U	28 U
TOTAL AROCLOR	**1300**	0 U	**1000**	**35**	**4700**	**76**	**82.5**	**89**
TOTAL AROCLOR HALFND	**1905**	**118**	**1112.5**	**143.5**	**5290**	**182.5**	**193.25**	**204**

Detections Bolded.

Appendix C

Chemical-Data Table

LOCATION	CPP-SB-1861		CPP-SB-1862		CPP-SB-1863	
SAMPLE ID	**CPP-SB-1861-0.0-0.5**	**CPP-SB-1861-0.5-1.0**	**CPP-SB-1862-0.0-0.5**	**CPP-SB-1862-0.5-1.0**	**CPP-SB-1863-0.0-0.5**	**CPP-SB-1863-0.5-1.0**
SAMPLE DATE	**20180817**	**20180817**	**20180817**	**20180817**	**20180817**	**20180817**
TOP DEPTH	**0**	**0.5**	**0**	**0.5**	**0**	**0.5**
BOTTOM DEPTH	**0.5**	**1**	**0.5**	**1**	**0.5**	**1**
PCBS (UG/KG)						
AROCLOR-1016	140 U	25 U	29 U	24 U	27 U	25 U
AROCLOR-1221	150 U	27 U	32 U	27 U	30 U	28 U
AROCLOR-1232	140 U	26 U	31 U	25 U	28 U	27 U
AROCLOR-1242	120 U	21 U	25 U	21 U	23 U	22 U
AROCLOR-1248	150 U	27 U	32 U	27 U	30 U	28 U
AROCLOR-1254	140 U	26 U	31 U	25 U	28 U	27 U
AROCLOR-1260	**2500**	**190**	**1100**	**70**	**710**	**240 J**
AROCLOR-1262	200 U	35 U	41 U	34 U	38 U	36 U
AROCLOR-1268	140 U	26 U	31 U	25 U	28 U	27 U
TOTAL AROCLOR	**2500**	**190**	**1100**	**70**	**710**	**240**
TOTAL AROCLOR HALFND	**3090**	**296.5**	**1226**	**174**	**826**	**350**

Detections Bolded.

Appendix C

Chemical-Data Table

LOCATION	CPP-SB-1864		CPP-SB-1865		CPP-SB-1866			
SAMPLE ID	CPP-SB-1864-0.0-0.5	CPP-SB-1864-0.5-1.0	CPP-SB-1865-0.0-0.5	CPP-SB-1865-0.5-1.0	CPP-SB-1866-0.0-0.5	CPP-SB-1866-0.5-1.0	CPP-SB-1866-0.5-1.0-AVG	CPP-SB-1866-0.5-1.0-D
SAMPLE DATE	20180817	20180817	20180817	20180817	20180817	20180817	20180817	20180817
TOP DEPTH	0	0.5	0	0.5	0	0.5	0.5	0.5
BOTTOM DEPTH	0.5	1	0.5	1	0.5	1	1	1
PCBS (UG/KG)								
AROCLOR-1016	27 U	27 U	26 U	24 U	25 U	24 U	24 U	24 U
AROCLOR-1221	29 U	29 U	28 U	26 U	27 U	26 U	26 U	26 U
AROCLOR-1232	28 U	28 U	27 U	25 U	26 U	25 U	25 U	25 U
AROCLOR-1242	23 U	23 U	22 U	21 U	21 U	21 U	21 U	21 U
AROCLOR-1248	29 U	29 U	28 U	26 U	27 U	26 U	26 U	26 U
AROCLOR-1254	28 U	28 U	27 U	25 U	26 U	25 U	25 U	25 U
AROCLOR-1260	**340**	**160**	**470**	**30 J**	**840**	24 U	**27.5**	**43 J**
AROCLOR-1262	38 U	37 U	36 U	34 U	35 U	34 U	34 U	34 U
AROCLOR-1268	28 U	28 U	27 U	25 U	26 U	25 U	25 U	25 U
TOTAL AROCLOR	**340**	**160**	**470**	**30**	**840**	0 U	**21.5**	**43**
TOTAL AROCLOR HALFND	**455**	**274.5**	**580.5**	**133**	**946.5**	**115**	**130.5**	**146**

Detections Bolded.

TETRA TECH

INTERNAL CORRESPONDENCE

TO: **A. MCGIVNEY** **DATE:** **OCTOBER 23, 2018**

FROM: **TERRI L. SOLOMON** **COPIES:** **DV FILE**

SUBJECT: **ORGANIC DATA VALIDATION –PCBs**
LOCKHEED MARTIN CORPORATION (LMC) – MIDDLE RIVER COMPLEX (MRC)
CHESAPEAKE PARK PLAZA
SDG 240-100018-1

SAMPLES: 64/Soil/

CPP-DUP-01-081618	CPP-DUP-02-081618	CPP-DUP-03-081618
CPP-DUP-04-081618	CPP-SB-1818-0.0-0.5	CPP-SB-1818-0.5-1.0
CPP-SB-1819-0.0-0.5	CPP-SB-1819-0.5-1.0	CPP-SB-1820-0.0-0.5
CPP-SB-1820-0.5-1.0	CPP-SB-1821-0.0-0.5	CPP-SB-1821-0.5-1.0
CPP-SB-1822-0.0-0.5	CPP-SB-1822-0.5-1.0	CPP-SB-1823-0.0-0.5
CPP-SB-1823-0.5-1.0	CPP-SB-1824-0.0-0.5	CPP-SB-1824-0.5-1.0
CPP-SB-1825-0.0-0.5	CPP-SB-1825-0.5-1.0	CPP-SB-1826-0.0-0.5
CPP-SB-1826-0.5-1.0	CPP-SB-1827-0.0-0.5	CPP-SB-1827-0.5-1.0
CPP-SB-1828-0.0-0.5	CPP-SB-1828-0.5-1.0	CPP-SB-1829-0.0-0.5
CPP-SB-1829-0.5-1.0	CPP-SB-1830-0.0-0.5	CPP-SB-1830-0.5-1.0
CPP-SB-1831-0.0-0.5	CPP-SB-1831-0.5-1.0	CPP-SB-1832-0.0-0.5
CPP-SB-1832-0.5-1.0	CPP-SB-1833-0.0-0.5	CPP-SB-1833-0.5-1.0
CPP-SB-1834-0.0-0.5	CPP-SB-1834-0.5-1.0	CPP-SB-1835-0.0-0.5
CPP-SB-1835-0.5-1.0	CPP-SB-1836-0.0-0.5	CPP-SB-1836-0.5-1.0
CPP-SB-1837-0.0-0.5	CPP-SB-1837-0.5-1.0	CPP-SB-1838-0.0-0.5
CPP-SB-1838-0.5-1.0	CPP-SB-1839-0.0-0.5	CPP-SB-1839-0.5-1.0
CPP-SB-1840-0.0-0.5	CPP-SB-1840-0.5-1.0	CPP-SB-1841-0.0-0.5
CPP-SB-1841-0.5-1.0	CPP-SB-1842-0.0-0.5	CPP-SB-1842-0.5-1.0
CPP-SB-1843-0.0-0.5	CPP-SB-1843-0.5-1.0	CPP-SB-1844-0.0-0.5
CPP-SB-1844-0.5-1.0	CPP-SB-1845-0.0-0.5	CPP-SB-1845-0.5-1.0
CPP-SB-1846-0.0-0.5	CPP-SB-1846-0.5-1.0	CPP-SB-1847-0.0-0.5
CPP-SB-1847-0.5-1.0		

Overview

The sample set for LMC-MRC Chesapeake Park Plaza, SDG 240-100018-1, consisted of sixty-four (64) soil environmental samples. All samples were analyzed for polychlorinated biphenyl compounds (PCBs). Four (4) field duplicate pairs (CPP-SB-1828-0.5-1.0 / CPP-DUP-01-081618, CPP-SB-1831-0.0-0.5 / CPP-DUP-02-081618, CPP-SB-1837-0.5-1.0 / CPP-DUP-03-081618 and CPP-SB-1847-0.0-0.5 / CPP-DUP-04-081618) were included in this SDG.

The samples were collected by Tetra Tech, Inc. on August 16, 2018 and analyzed by TestAmerica – Canton. All analyses were conducted in accordance with SW-846 Methods 8082A analytical and reporting protocols.

The data contained in this SDG were validated with regard to the following parameters: data completeness, holding times, initial/continuing calibrations, laboratory method blank results, surrogate spike recoveries, laboratory control sample results, matrix spike / matrix spike duplicate recoveries, internal standard areas, field duplicate results, chromatographic resolution, analyte identification, analyte quantitation, and detection limits. Areas of concern are listed below.

Major

No major issues were identified.

Minor

- The PCB continuing calibration performed on instrument A2HP12, column CLP-2, on 08/25/18 @ 10:12 had an average percent difference (%D) for Arochlor-1268 which exceeded the 20% quality control limit. Sample CPP-SB-1832-0.5-1.0 was affected. The non-detected result reported for Aroclor-1268 in the affected sample was qualified as estimated, (UJ).

- The following surrogate recoveries for decachlorobiphenyl were above the quality control limits.

Sample	GC Column	Qualification
CPP-SB-1818-0.5-1.0	CLP-1	Aroclor-1260; J; estimated
CPP-SB-1819-0.0-0.5	CLP-2	Aroclor-1260; J; estimated
CPP-SB-1825-0.0-0.5	CLP-2	Aroclor-1260; J; estimated
CPP-SB-1828-0.5-1.0	CLP-1	Aroclor-1260; J; estimated
CPP-SB-1829-0.5-1.0	CLP-1	Aroclor-1260; J; estimated
CPP-SB-1831-0.0-0.5	CLP-1	Aroclor-1260; J; estimated
CPP-SB-1831-0.5-1.0	CLP-1	Aroclor-1260; J; estimated
CPP-SB-1832-0.0-0.5	CLP-1	Aroclor-1260; J; estimated
CPP-SB-1833-0.0-0.5	CLP-1	none; 10X dilution
CPP-SB-1834-0.0-0.5	CLP-1	none; 10X dilution
CPP-SB-1835-0.0-0.5	CLP-1	none; 10X dilution
CPP-SB-1836-0.0-0.5	CLP-1	none; 10X dilution
CPP-SB-1837-0.0-0.5	CLP-1	Aroclor-1260; J; estimated
CPP-SB-1838-0.0-0.5	CLP-1	none; 10X dilution
CPP-SB-1839-0.0-0.5	CLP-1	Aroclor-1260; J; estimated
CPP-SB-1840-0.0-0.5	CLP-1	Aroclor-1260; J; estimated
CPP-SB-1841-0.0-0.5	CLP-1	Aroclor-1260; J; estimated
CPP-SB-1843-0.0-0.5	CLP-1	none; 10X dilution
CPP-SB-1844-0.0-0.5	CLP-1	none; 10X dilution
CPP-SB-1845-0.5-1.0	CLP-1	Aroclor-1260; J; estimated

- The matrix spike (MS) percent recovery (%R) for Aroclor-1260 for sample CPP-SB-1827-0.0-0.5 was < 10% quality control limit. The matrix spike duplicate (MSD) %R was within quality control limits. The MS/MSD relative percent difference (RPD) for Aroclor-1260 was outside the quality control limits. The detected result reported for Aroclor-1260 for sample CPP-SB-1827-0.0-0.5 was qualified as estimated (J).

- The MSD %R for Aroclor-1260 for sample CPP-SB-1838-0.0-0.5 was above quality control limit. The MS %R was within quality control limits. The MS/MSD RPD for Aroclor-1260 was within the quality control limits. The detected result reported for Aroclor-1260 for sample CPP-SB-1838-0.0-0.5 was qualified as estimated (J).

- The Relative Percent Differences (RPDs) between GC columns exceeded 40% for compounds in the following samples:

Sample	Compound	RPD (%)
CPP-SB-1818-0.5-1.0	Aroclor-1260	46.4
CPP-SB-1833-0.5-1.0	Aroclor-1260	45.2
CPP-SB-1846-0.0-0.5	Aroclor-1260	40.1

  The detected results reported for these compounds were qualified as estimated, (J).

- Field duplicate imprecision (difference > 2X reporting limit) was noted for Aroclor-1260 for sample

pair CPP-SB-1828-0.5-1.0 / CPP-DUP-01-181618. The detected results reported for Aroclor-1260 in the sample pair were qualified as estimated, (J).

- Detected results reported below the RL but above the Method Detection Limit (MDL) were qualified as estimated, (J).

Notes

The following samples were analyzed at a dilution for the PCB analyses. Detection limits of the non-detected results were elevated.

Sample	Dilution
CPP-DUP-02-081618	5X
CPP-SB-1819-0.0-0.5	5X
CPP-SB-1821-0.0-0.5	5X
CPP-SB-1825-0.0-0.5	5X
CPP-SB-1827-0.0-0.5	5X
CPP-SB-1828-0.5-1.0	5X
CPP-SB-1829-0.5-1.0	5X
CPP-SB-1830-0.0-0.5	5X
CPP-SB-1831-0.0-0.5	5X
CPP-SB-1832-0.0-0.5	5X
CPP-SB-1832-0.5-1.0	20X
CPP-SB-1833-0.0-0.5	10X
CPP-SB-1834-0.0-0.5	10X
CPP-SB-1835-0.0-0.5	10X
CPP-SB-1836-0.0-0.5	10X
CPP-SB-1838-0.0-0.5	5X
CPP-SB-1839-0.0-0.5	5X
CPP-SB-1840-0.0-0.5	5X
CPP-SB-1841-0.0-0.5	5X
CPP-SB-1842-0.0-0.5	5X
CPP-SB-1843-0.0-0.5	10X
CPP-SB-1844-0.0-0.5	10X

The laboratory noted that the following samples appear to contain PCBs; however, the Aroclor patterns of the PCBs in the samples are altered and do not directly match the laboratory's individual Aroclor standards used for instrument calibration. The laboratory stated that these altered PCB patterns may be caused by weathering, other environmental process and/or contributions from the presence of multiple Aroclors resulting in overlapping PCB patterns. The samples have been quantified and reported using the best overall Aroclor/standard pattern match. Samples CPP-SB-1827-0.0-0.5, CPP-DUP-01-081618, CPP-DUP-02-081618, CPP-DUP-03-081618 and CPP-DUP-04-081618. No validation actions were required

Non-detected results were reported to the MDL.

Executive Summary

Laboratory Performance: One continuing calibration %D was noncompliant. Several surrogate recoveries were greater than the quality control limits. One MS, one MSD and one MS/MSD RPD were noncompliant. Several RPDs between GC columns exceeded 40%.

Other Factors Affecting Data Quality: Field duplicate imprecision was noted for sample pair CPP-SB-1828-0.5-1.0 / CPP-DUP-01-181618. Results below the RL were estimated.

The data for these analyses were reviewed with reference to the "National Functional Guidelines for Organic Superfund Methods Data Review" (January 2017). The text of this report has been formulated to address only those areas affecting data quality.

Tetra Tech, Inc.
Terri L. Solomon
Chemist/Data Validator

Tetra Tech, Inc.
Joseph A. Samchuck
Data Validation Manager

Attachments:
Appendix A – Qualified Analytical Results
Appendix B – Results as Reported by the Laboratory
Appendix C – Support Documentation

Data Qualifier Definitions

The following definitions provide brief explanations of the validation qualifiers assigned to results in the data review process.

U	The analyte was analyzed for, but was not detected at a level greater than or equal to the level of the adjusted detection limit.
J	The result is an estimated quantity. The associated numerical value is the approximate concentration of the analyte in the sample (due either to the quality of the data generated because certain quality control criteria were not met, or the concentration of the analyte was below the reporting limit).
J+	The result is an estimated quantity, but the result may be biased high.
J-	The result is an estimated quantity, but the result may be biased low.
UJ	The analyte was analyzed for, but was not detected. The reported detection limit is approximate and may be inaccurate or imprecise.
NJ	The analyte has been “tentatively identified” or “presumptively” as present and the associated numerical value is the estimated concentration in the sample.
R	The sample result (detected) is unusable due to the quality of the data generated because certain criteria were not met. The analyte may or may not be present in the sample.
UR	The sample result (nondetected) is unusable due to the quality of the data generated because certain criteria were not met. The analyte may or may not be present in the sample.
X	The sample results (including non-detects) were affected by serious deficiencies in the ability to analyze the sample and meet published method and project quality control criteria. The presence or absence of the analyte cannot be substantiated by the data provided. Acceptance or rejection of the data should be decided by the project team, but exclusion of the data is recommended.

Appendix A

Qualified Analytical Results

Qualifier Codes:

A = Lab Blank Contamination
B = Field Blank Contamination
C = Calibration Noncompliance (i.e., % RSDs, %Ds, ICVs, CCVs, RRFs, etc.)
C01 = GC/MS Tuning Noncompliance
D = MS/MSD Recovery Noncompliance
E = LCS/LCSD Recovery Noncompliance
F = Lab Duplicate Imprecision
G = Field Duplicate Imprecision
H = Holding Time Exceedance
I = ICP Serial Dilution Noncompliance
J = ICP PDS Recovery Noncompliance; MSA's $r < 0.995$
K = ICP Interference - includes ICS % R Noncompliance
L = Instrument Calibration Range Exceedance
M = Sample Preservation Noncompliance
N = Internal Standard Noncompliance
N01 = Internal Standard Recovery Noncompliance Dioxins
N02 = Recovery Standard Noncompliance Dioxins
N03 = Clean-up Standard Noncompliance Dioxins
O = Poor Instrument Performance (i.e., base-time drifting)
P = Uncertainty near detection limit (< 2 x IDL for inorganics and <CRQL for organics)
Q = Other problems (can encompass a number of issues; i.e.chromatography,interferences, etc.)
R = Surrogates Recovery Noncompliance
S = Pesticide/PCB Resolution
T = % Breakdown Noncompliance for DDT and Endrin
U = RPD between columns/detectors >40% for positive results determined via GC/HPLC
V = Non-linear calibrations; correlation coefficient $r < 0.995$
W = EMPC result
X = Signal to noise response drop
Y = Percent solids <30%
Z = Uncertainty at 2 standard deviations is greater than sample activity
Z1 = Tentatively Identified Compound considered presumptively present
Z2 = Tentatively Identified Compound column bleed
Z3 = Tentatively Identified Compound aldol condensate
Z4 = Sample activity is less than the at uncertainty at 3 standard deviations and greater than the MDC
Z5 = Sample activity is less than the at uncertainty at 3 standard deviations and less than the MDC

PROJ_NO: 07533	NSAMPLE	CPP-DUP-01-081618			CPP-DUP-02-081618			CPP-DUP-03-081618			CPP-DUP-04-081618		
SDG: 240-100018-1	LAB_ID	240-100018-91			240-100018-92			240-100018-93			240-100018-94		
FRACTION: PCB	SAMP_DATE	8/16/2018			8/16/2018			8/16/2018			8/16/2018		
MEDIA: SOIL	QC_TYPE	NM			NM			NM			NM		
	UNITS	UG/KG			UG/KG			UG/KG			UG/KG		
	PCT_SOLIDS	83.2			76.0			85.2			81.6		
	DUP_OF	CPP-SB-1828-0.5-1.0			CPP-SB-1831-0.0-0.5			CPP-SB-1837-0.5-1.0			CPP-SB-1847-0.0-0.5		
PARAMETER		RESULT	VQL	QLCD	RESULT	VQL	QLCD	RESULT	VQL	QLCD	RESULT	VQL	QLCD
AROCLOR-1016		26	U		140	U		25	U		27	U	
AROCLOR-1221		28	U		160	U		28	U		29	U	
AROCLOR-1232		27	U		150	U		26	U		28	U	
AROCLOR-1242		22	U		120	U		22	U		23	U	
AROCLOR-1248		28	U		160	U		28	U		29	U	
AROCLOR-1254		27	U		150	U		26	U		28	U	
AROCLOR-1260		210	J	G	2900			36	J	P	240		
AROCLOR-1262		37	U		200	U		36	U		38	U	
AROCLOR-1268		27	U		150	U		26	U		28	U	

PROJ_NO: 07533	NSAMPLE	CPP-SB-1818-0.0-0.5			CPP-SB-1818-0.5-1.0			CPP-SB-1819-0.0-0.5			CPP-SB-1819-0.5-1.0		
SDG: 240-100018-1	LAB_ID	240-100018-1			240-100018-2			240-100018-4			240-100018-5		
FRACTION: PCB	SAMP_DATE	8/16/2018			8/16/2018			8/16/2018			8/16/2018		
MEDIA: SOIL	QC_TYPE	NM			NM			NM			NM		
	UNITS	UG/KG			UG/KG			UG/KG			UG/KG		
	PCT_SOLIDS	81.4			82.7			73.6			77.3		
	DUP_OF												
PARAMETER		RESULT	VQL	QLCD	RESULT	VQL	QLCD	RESULT	VQL	QLCD	RESULT	VQL	QLCD
AROCLOR-1016		27	U		26	U		150	U		28	U	
AROCLOR-1221		29	U		29	U		160	U		31	U	
AROCLOR-1232		28	U		28	U		150	U		30	U	
AROCLOR-1242		23	U		23	U		130	U		24	U	
AROCLOR-1248		29	U		29	U		160	U		31	U	
AROCLOR-1254		28	U		28	U		150	U		30	U	
AROCLOR-1260		410			110	J	RU	2500	J	R	280		
AROCLOR-1262		37	U		37	U		210	U		40	U	
AROCLOR-1268		28	U		28	U		150	U		30	U	

PROJ_NO: 07533	NSAMPLE	CPP-SB-1820-0.0-0.5			CPP-SB-1820-0.5-1.0			CPP-SB-1821-0.0-0.5			CPP-SB-1821-0.5-1.0		
SDG: 240-100018-1	LAB_ID	240-100018-7			240-100018-8			240-100018-10			240-100018-11		
FRACTION: PCB	SAMP_DATE	8/16/2018			8/16/2018			8/16/2018			8/16/2018		
MEDIA: SOIL	QC_TYPE	NM			NM			NM			NM		
	UNITS	UG/KG			UG/KG			UG/KG			UG/KG		
	PCT_SOLIDS	85.0			79.4			69.0			80.3		
	DUP_OF												
PARAMETER		RESULT	VQL	QLCD	RESULT	VQL	QLCD	RESULT	VQL	QLCD	RESULT	VQL	QLCD
AROCLOR-1016		26	U		27	U		160	U		27	U	
AROCLOR-1221		28	U		30	U		170	U		29	U	
AROCLOR-1232		27	U		28	U		170	U		28	U	
AROCLOR-1242		22	U		23	U		140	U		23	U	
AROCLOR-1248		28	U		30	U		170	U		29	U	
AROCLOR-1254		27	U		28	U		170	U		28	U	
AROCLOR-1260		630			27	U		3000			27	U	
AROCLOR-1262		36	U		38	U		220	U		38	U	
AROCLOR-1268		27	U		28	U		170	U		28	U	

PROJ_NO: 07533	NSAMPLE	CPP-SB-1822-0.0-0.5			CPP-SB-1822-0.5-1.0			CPP-SB-1823-0.0-0.5			CPP-SB-1823-0.5-1.0		
SDG: 240-100018-1	LAB_ID	240-100018-13			240-100018-14			240-100018-16			240-100018-17		
FRACTION: PCB	SAMP_DATE	8/16/2018			8/16/2018			8/16/2018			8/16/2018		
MEDIA: SOIL	QC_TYPE	NM			NM			NM			NM		
	UNITS	UG/KG			UG/KG			UG/KG			UG/KG		
	PCT_SOLIDS	79.5			88.6			79.5			89.0		
	DUP_OF												
PARAMETER		RESULT	VQL	QLCD	RESULT	VQL	QLCD	RESULT	VQL	QLCD	RESULT	VQL	QLCD
AROCLOR-1016		27	U		25	U		28	U		25	U	
AROCLOR-1221		30	U		27	U		30	U		27	U	
AROCLOR-1232		29	U		26	U		29	U		26	U	
AROCLOR-1242		24	U		21	U		24	U		21	U	
AROCLOR-1248		30	U		27	U		30	U		27	U	
AROCLOR-1254		29	U		26	U		29	U		26	U	
AROCLOR-1260		490			25	U		63			30	J	P
AROCLOR-1262		39	U		35	U		39	U		35	U	
AROCLOR-1268		29	U		26	U		29	U		26	U	

PROJ_NO: 07533	NSAMPLE	CPP-SB-1824-0.0-0.5			CPP-SB-1824-0.5-1.0			CPP-SB-1825-0.0-0.5			CPP-SB-1825-0.5-1.0		
SDG: 240-100018-1	LAB_ID	240-100018-19			240-100018-20			240-100018-22			240-100018-23		
FRACTION: PCB	SAMP_DATE	8/16/2018			8/16/2018			8/16/2018			8/16/2018		
MEDIA: SOIL	QC_TYPE	NM			NM			NM			NM		
	UNITS	UG/KG			UG/KG			UG/KG			UG/KG		
	PCT_SOLIDS	77.5			87.1			71.8			81.3		
	DUP_OF												
PARAMETER		RESULT	VQL	QLCD	RESULT	VQL	QLCD	RESULT	VQL	QLCD	RESULT	VQL	QLCD
AROCLOR-1016		28	U		25	U		150	U		27	U	
AROCLOR-1221		31	U		27	U		170	U		30	U	
AROCLOR-1232		29	U		26	U		160	U		28	U	
AROCLOR-1242		24	U		21	U		130	U		23	U	
AROCLOR-1248		31	U		27	U		170	U		30	U	
AROCLOR-1254		29	U		26	U		160	U		28	U	
AROCLOR-1260		880			40	J	P	1800	J	R	64		
AROCLOR-1262		40	U		35	U		210	U		38	U	
AROCLOR-1268		29	U		26	U		160	U		28	U	

PROJ_NO: 07533	NSAMPLE	CPP-SB-1826-0.0-0.5			CPP-SB-1826-0.5-1.0			CPP-SB-1827-0.0-0.5			CPP-SB-1827-0.5-1.0		
SDG: 240-100018-1	LAB_ID	240-100018-25			240-100018-26			240-100018-28			240-100018-29		
FRACTION: PCB	SAMP_DATE	8/16/2018			8/16/2018			8/16/2018			8/16/2018		
MEDIA: SOIL	QC_TYPE	NM			NM			NM			NM		
	UNITS	UG/KG			UG/KG			UG/KG			UG/KG		
	PCT_SOLIDS	81.2			85.2			43.6			82.7		
	DUP_OF												
PARAMETER		RESULT	VQL	QLCD	RESULT	VQL	QLCD	RESULT	VQL	QLCD	RESULT	VQL	QLCD
AROCLOR-1016		27	U		26	U		250	U		27	U	
AROCLOR-1221		29	U		28	U		270	U		29	U	
AROCLOR-1232		28	U		27	U		260	U		28	U	
AROCLOR-1242		23	U		22	U		210	U		23	U	
AROCLOR-1248		29	U		28	U		270	U		29	U	
AROCLOR-1254		28	U		27	U		260	U		28	U	
AROCLOR-1260		740			160			5800	J	D	140		
AROCLOR-1262		38	U		36	U		350	U		38	U	
AROCLOR-1268		28	U		27	U		260	U		28	U	

PROJ_NO: 07533	NSAMPLE	CPP-SB-1828-0.0-0.5			CPP-SB-1828-0.5-1.0			CPP-SB-1829-0.0-0.5			CPP-SB-1829-0.5-1.0		
SDG: 240-100018-1	LAB_ID	240-100018-31			240-100018-32			240-100018-34			240-100018-35		
FRACTION: PCB	SAMP_DATE	8/16/2018			8/16/2018			8/16/2018			8/16/2018		
MEDIA: SOIL	QC_TYPE	NM			NM			NM			NM		
	UNITS	UG/KG			UG/KG			UG/KG			UG/KG		
	PCT_SOLIDS	81.8			78.6			83.1			83.0		
	DUP_OF												
PARAMETER		RESULT	VQL	QLCD	RESULT	VQL	QLCD	RESULT	VQL	QLCD	RESULT	VQL	QLCD
AROCLOR-1016		28	U		140	U		27	U		130	U	
AROCLOR-1221		31	U		150	U		30	U		140	U	
AROCLOR-1232		29	U		140	U		28	U		130	U	
AROCLOR-1242		24	U		120	U		23	U		110	U	
AROCLOR-1248		31	U		150	U		30	U		140	U	
AROCLOR-1254		29	U		140	U		28	U		130	U	
AROCLOR-1260		340			2200	J	GR	350			2900	J	R
AROCLOR-1262		39	U		200	U		38	U		180	U	
AROCLOR-1268		29	U		140	U		28	U		130	U	

PROJ_NO: 07533	NSAMPLE	CPP-SB-1830-0.0-0.5			CPP-SB-1830-0.5-1.0			CPP-SB-1831-0.0-0.5			CPP-SB-1831-0.5-1.0		
SDG: 240-100018-1	LAB_ID	240-100018-37			240-100018-38			240-100018-40			240-100018-41		
FRACTION: PCB	SAMP_DATE	8/16/2018			8/16/2018			8/16/2018			8/16/2018		
MEDIA: SOIL	QC_TYPE	NM			NM			NM			NM		
	UNITS	UG/KG			UG/KG			UG/KG			UG/KG		
	PCT_SOLIDS	76.0			85.7			75.5			85.4		
	DUP_OF												
PARAMETER		RESULT	VQL	QLCD	RESULT	VQL	QLCD	RESULT	VQL	QLCD	RESULT	VQL	QLCD
AROCLOR-1016		150	U		27	U		140	U		25	U	
AROCLOR-1221		160	U		29	U		150	U		28	U	
AROCLOR-1232		150	U		28	U		150	U		26	U	
AROCLOR-1242		130	U		23	U		120	U		22	U	
AROCLOR-1248		160	U		29	U		150	U		28	U	
AROCLOR-1254		150	U		28	U		150	U		26	U	
AROCLOR-1260		3800			120			3000	J	R	130	J	R
AROCLOR-1262		210	U		37	U		200	U		36	U	
AROCLOR-1268		150	U		28	U		150	U		26	U	

PROJ_NO: 07533	NSAMPLE	CPP-SB-1832-0.0-0.5			CPP-SB-1832-0.5-1.0			CPP-SB-1833-0.0-0.5			CPP-SB-1833-0.5-1.0		
SDG: 240-100018-1	LAB_ID	240-100018-43			240-100018-44			240-100018-46			240-100018-47		
FRACTION: PCB	SAMP_DATE	8/16/2018			8/16/2018			8/16/2018			8/16/2018		
MEDIA: SOIL	QC_TYPE	NM			NM			NM			NM		
	UNITS	UG/KG			UG/KG			UG/KG			UG/KG		
	PCT_SOLIDS	80.9			88.6			78.7			87.7		
	DUP_OF												
PARAMETER		RESULT	VQL	QLCD	RESULT	VQL	QLCD	RESULT	VQL	QLCD	RESULT	VQL	QLCD
AROCLOR-1016		140	U		480	U		270	U		25	U	
AROCLOR-1221		150	U		520	U		300	U		28	U	
AROCLOR-1232		150	U		500	U		280	U		27	U	
AROCLOR-1242		120	U		410	U		240	U		22	U	
AROCLOR-1248		150	U		520	U		300	U		28	U	
AROCLOR-1254		150	U		500	U		280	U		27	U	
AROCLOR-1260		1300	J	R	480	U		5900			220	J	U
AROCLOR-1262		200	U		680	U		380	U		36	U	
AROCLOR-1268		150	U		500	UJ	C	280	U		27	U	

PROJ_NO: 07533	NSAMPLE	CPP-SB-1834-0.0-0.5			CPP-SB-1834-0.5-1.0			CPP-SB-1835-0.0-0.5			CPP-SB-1835-0.5-1.0		
SDG: 240-100018-1	LAB_ID	240-100018-49			240-100018-50			240-100018-52			240-100018-53		
FRACTION: PCB	SAMP_DATE	8/16/2018			8/16/2018			8/16/2018			8/16/2018		
MEDIA: SOIL	QC_TYPE	NM			NM			NM			NM		
	UNITS	UG/KG			UG/KG			UG/KG			UG/KG		
	PCT_SOLIDS	74.0			84.1			75.2			87.2		
	DUP_OF												
PARAMETER		RESULT	VQL	QLCD	RESULT	VQL	QLCD	RESULT	VQL	QLCD	RESULT	VQL	QLCD
AROCLOR-1016		300	U		25	U		280	U		26	U	
AROCLOR-1221		330	U		28	U		310	U		28	U	
AROCLOR-1232		320	U		26	U		290	U		27	U	
AROCLOR-1242		260	U		22	U		240	U		22	U	
AROCLOR-1248		330	U		28	U		310	U		28	U	
AROCLOR-1254		320	U		26	U		290	U		27	U	
AROCLOR-1260		9800			330			7100			340		
AROCLOR-1262		430	U		36	U		400	U		36	U	
AROCLOR-1268		320	U		26	U		290	U		27	U	

PROJ_NO: 07533	NSAMPLE	CPP-SB-1836-0.0-0.5			CPP-SB-1836-0.5-1.0			CPP-SB-1837-0.0-0.5			CPP-SB-1837-0.5-1.0		
SDG: 240-100018-1	LAB_ID	240-100018-55			240-100018-56			240-100018-58			240-100018-59		
FRACTION: PCB	SAMP_DATE	8/16/2018			8/16/2018			8/16/2018			8/16/2018		
MEDIA: SOIL	QC_TYPE	NM			NM			NM			NM		
	UNITS	UG/KG			UG/KG			UG/KG			UG/KG		
	PCT_SOLIDS	79.9			87.9			75.3			85.5		
	DUP_OF												
PARAMETER		RESULT	VQL	QLCD	RESULT	VQL	QLCD	RESULT	VQL	QLCD	RESULT	VQL	QLCD
AROCLOR-1016		280	U		25	U		28	U		25	U	
AROCLOR-1221		310	U		27	U		30	U		27	U	
AROCLOR-1232		300	U		26	U		29	U		26	U	
AROCLOR-1242		250	U		21	U		24	U		21	U	
AROCLOR-1248		310	U		27	U		30	U		27	U	
AROCLOR-1254		300	U		26	U		29	U		26	U	
AROCLOR-1260		6900			150			690	J	R	42	J	P
AROCLOR-1262		400	U		35	U		39	U		35	U	
AROCLOR-1268		300	U		26	U		29	U		26	U	

PROJ_NO: 07533	NSAMPLE	CPP-SB-1838-0.0-0.5			CPP-SB-1838-0.5-1.0			CPP-SB-1839-0.0-0.5			CPP-SB-1839-0.5-1.0		
SDG: 240-100018-1	LAB_ID	240-100018-61			240-100018-62			240-100018-64			240-100018-65		
FRACTION: PCB	SAMP_DATE	8/16/2018			8/16/2018			8/16/2018			8/16/2018		
MEDIA: SOIL	QC_TYPE	NM			NM			NM			NM		
	UNITS	UG/KG			UG/KG			UG/KG			UG/KG		
	PCT_SOLIDS	76.6			88.3			74.4			87.2		
	DUP_OF												
PARAMETER		RESULT	VQL	QLCD	RESULT	VQL	QLCD	RESULT	VQL	QLCD	RESULT	VQL	QLCD
AROCLOR-1016		140	U		26	U		150	U		24	U	
AROCLOR-1221		150	U		28	U		160	U		27	U	
AROCLOR-1232		150	U		27	U		150	U		25	U	
AROCLOR-1242		120	U		22	U		130	U		21	U	
AROCLOR-1248		150	U		28	U		160	U		27	U	
AROCLOR-1254		150	U		27	U		150	U		25	U	
AROCLOR-1260		2100	J	D	140			2900	J	R	110		
AROCLOR-1262		200	U		37	U		210	U		34	U	
AROCLOR-1268		150	U		27	U		150	U		25	U	

PROJ_NO: 07533	NSAMPLE	CPP-SB-1840-0.0-0.5			CPP-SB-1840-0.5-1.0			CPP-SB-1841-0.0-0.5			CPP-SB-1841-0.5-1.0		
SDG: 240-100018-1	LAB_ID	240-100018-67			240-100018-68			240-100018-70			240-100018-71		
FRACTION: PCB	SAMP_DATE	8/16/2018			8/16/2018			8/16/2018			8/16/2018		
MEDIA: SOIL	QC_TYPE	NM			NM			NM			NM		
	UNITS	UG/KG			UG/KG			UG/KG			UG/KG		
	PCT_SOLIDS	80.3			82.3			82.3			88.2		
	DUP_OF												
PARAMETER		RESULT	VQL	QLCD	RESULT	VQL	QLCD	RESULT	VQL	QLCD	RESULT	VQL	QLCD
AROCLOR-1016		130	U		26	U		130	U		25	U	
AROCLOR-1221		150	U		28	U		140	U		27	U	
AROCLOR-1232		140	U		27	U		130	U		26	U	
AROCLOR-1242		120	U		22	U		110	U		22	U	
AROCLOR-1248		150	U		28	U		140	U		27	U	
AROCLOR-1254		140	U		27	U		130	U		26	U	
AROCLOR-1260		3200	J	R	32	J	P	2600	J	R	28	J	P
AROCLOR-1262		190	U		36	U		180	U		35	U	
AROCLOR-1268		140	U		27	U		130	U		26	U	

PROJ_NO: 07533	NSAMPLE	CPP-SB-1842-0.0-0.5			CPP-SB-1842-0.5-1.0			CPP-SB-1843-0.0-0.5			CPP-SB-1843-0.5-1.0		
SDG: 240-100018-1	LAB_ID	240-100018-73			240-100018-74			240-100018-76			240-100018-77		
FRACTION: PCB	SAMP_DATE	8/16/2018			8/16/2018			8/16/2018			8/16/2018		
MEDIA: SOIL	QC_TYPE	NM			NM			NM			NM		
	UNITS	UG/KG			UG/KG			UG/KG			UG/KG		
	PCT_SOLIDS	80.0			88.4			58.5			88.7		
	DUP_OF												
PARAMETER		RESULT	VQL	QLCD	RESULT	VQL	QLCD	RESULT	VQL	QLCD	RESULT	VQL	QLCD
AROCLOR-1016		140	U		24	U		380	U		24	U	
AROCLOR-1221		150	U		26	U		410	U		27	U	
AROCLOR-1232		140	U		25	U		400	U		25	U	
AROCLOR-1242		120	U		21	U		330	U		21	U	
AROCLOR-1248		150	U		26	U		410	U		27	U	
AROCLOR-1254		140	U		25	U		400	U		25	U	
AROCLOR-1260		4500			120			12000			24	J	P
AROCLOR-1262		190	U		34	U		540	U		34	U	
AROCLOR-1268		140	U		25	U		400	U		25	U	

PROJ_NO: 07533	NSAMPLE	CPP-SB-1844-0.0-0.5			CPP-SB-1844-0.5-1.0			CPP-SB-1845-0.0-0.5			CPP-SB-1845-0.5-1.0		
SDG: 240-100018-1	LAB_ID	240-100018-79			240-100018-80			240-100018-82			240-100018-83		
FRACTION: PCB	SAMP_DATE	8/16/2018			8/16/2018			8/16/2018			8/16/2018		
MEDIA: SOIL	QC_TYPE	NM			NM			NM			NM		
	UNITS	UG/KG			UG/KG			UG/KG			UG/KG		
	PCT_SOLIDS	84.8			88.6			86.1			90.6		
	DUP_OF												
PARAMETER		RESULT	VQL	QLCD	RESULT	VQL	QLCD	RESULT	VQL	QLCD	RESULT	VQL	QLCD
AROCLOR-1016		250	U		26	U		26	U		25	U	
AROCLOR-1221		270	U		28	U		28	U		27	U	
AROCLOR-1232		260	U		27	U		27	U		26	U	
AROCLOR-1242		210	U		22	U		22	U		22	U	
AROCLOR-1248		270	U		28	U		28	U		27	U	
AROCLOR-1254		260	U		27	U		27	U		26	U	
AROCLOR-1260		9000			60			420			160	J	R
AROCLOR-1262		350	U		37	U		37	U		35	U	
AROCLOR-1268		260	U		27	U		27	U		26	U	

PROJ_NO: 07533	NSAMPLE	CPP-SB-1846-0.0-0.5			CPP-SB-1846-0.5-1.0			CPP-SB-1847-0.0-0.5			CPP-SB-1847-0.5-1.0		
SDG: 240-100018-1	LAB_ID	240-100018-85			240-100018-86			240-100018-88			240-100018-89		
FRACTION: PCB	SAMP_DATE	8/16/2018			8/16/2018			8/16/2018			8/16/2018		
MEDIA: SOIL	QC_TYPE	NM			NM			NM			NM		
	UNITS	UG/KG			UG/KG			UG/KG			UG/KG		
	PCT_SOLIDS	62.8			87.1			80.2			88.9		
	DUP_OF												
PARAMETER		RESULT	VQL	QLCD	RESULT	VQL	QLCD	RESULT	VQL	QLCD	RESULT	VQL	QLCD
AROCLOR-1016		35	U		24	U		26	U		25	U	
AROCLOR-1221		38	U		26	U		29	U		27	U	
AROCLOR-1232		36	U		25	U		28	U		26	U	
AROCLOR-1242		30	U		21	U		23	U		21	U	
AROCLOR-1248		38	U		26	U		29	U		27	U	
AROCLOR-1254		36	U		25	U		28	U		26	U	
AROCLOR-1260		1000	J	U	24	U		300			25	U	
AROCLOR-1262		49	U		34	U		37	U		35	U	
AROCLOR-1268		36	U		25	U		28	U		26	U	

Appendix B

Results as Reported by the Laboratory

FORM I
PCBS ORGANICS ANALYSIS DATA SHEET

Lab Name: TestAmerica Canton | Job No.: 240-100018-1

SDG No.:

Client Sample ID: CPP-SB-1818-0.0-0.5 | Lab Sample ID: 240-100018-1

Matrix: Solid | Lab File ID: P13082315.D

Analysis Method: 8082A | Date Collected: 08/16/2018 08:55

Extraction Method: 3540C | Date Extracted: 08/21/2018 09:47

Sample wt/vol: 10.16(g) | Date Analyzed: 08/23/2018 09:05

Con. Extract Vol.: 10(mL) | Dilution Factor: 1

Injection Volume: 1(uL) | GC Column: CLP-2 (0.53mm) ID: 0.53(mm)

% Moisture: 18.6 | GPC Cleanup:(Y/N) N

Analysis Batch No.: 342129 | Units: ug/Kg

CAS NO.	COMPOUND NAME	RESULT	Q	RL	MDL
12674-11-2	Aroclor-1016	27	U	60	27
11104-28-2	Aroclor-1221	29	U	60	29
11141-16-5	Aroclor-1232	28	U	60	28
53469-21-9	Aroclor-1242	23	U	60	23
12672-29-6	Aroclor-1248	29	U	60	29
11097-69-1	Aroclor-1254	28	U	60	28
11096-82-5	Aroclor-1260	410		60	27
37324-23-5	Aroclor-1262	37	U	60	37
11100-14-4	Aroclor-1268	28	U	60	28

CAS NO.	SURROGATE	%REC	Q	LIMITS
877-09-8	Tetrachloro-m-xylene	73		14-128
2051-24-3	DCB Decachlorobiphenyl	77		10-132

FORM I
PCBS ORGANICS ANALYSIS DATA SHEET

Lab Name: TestAmerica Canton | Job No.: 240-100018-1

SDG No.:

Client Sample ID: CPP-SB-1818-0.5-1.0 | Lab Sample ID: 240-100018-2

Matrix: Solid | Lab File ID: P13082316.D

Analysis Method: 8082A | Date Collected: 08/16/2018 08:56

Extraction Method: 3540C | Date Extracted: 08/21/2018 09:47

Sample wt/vol: 10.08(g) | Date Analyzed: 08/23/2018 09:22

Con. Extract Vol.: 10(mL) | Dilution Factor: 1

Injection Volume: 1(uL) | GC Column: CLP-1 (0.53mm) ID: 0.53(mm)

% Moisture: 17.3 | GPC Cleanup:(Y/N) N

Analysis Batch No.: 342129 | Units: ug/Kg

CAS NO.	COMPOUND NAME	RESULT	Q	RL	MDL
11096-82-5	Aroclor-1260	110	p	60	26

CAS NO.	SURROGATE	%REC	Q	LIMITS
877-09-8	Tetrachloro-m-xylene	72		14-128
2051-24-3	DCB Decachlorobiphenyl	137	*X*	10-132

FORM I
PCBS ORGANICS ANALYSIS DATA SHEET

Lab Name: TestAmerica Canton | Job No.: 240-100018-1

SDG No.:

Client Sample ID: CPP-SB-1818-0.5-1.0 | Lab Sample ID: 240-100018-2

Matrix: Solid | Lab File ID: P13082316.D

Analysis Method: 8082A | Date Collected: 08/16/2018 08:56

Extraction Method: 3540C | Date Extracted: 08/21/2018 09:47

Sample wt/vol: 10.08(g) | Date Analyzed: 08/23/2018 09:22

Con. Extract Vol.: 10(mL) | Dilution Factor: 1

Injection Volume: 1(uL) | GC Column: CLP-2 (0.53mm) ID: 0.53(mm)

% Moisture: 17.3 | GPC Cleanup:(Y/N) N

Analysis Batch No.: 342129 | Units: ug/Kg

CAS NO.	COMPOUND NAME	RESULT	Q	RL	MDL
12674-11-2	Aroclor-1016	26	U	60	26
11104-28-2	Aroclor-1221	29	U	60	29
11141-16-5	Aroclor-1232	28	U	60	28
53469-21-9	Aroclor-1242	23	U	60	23
12672-29-6	Aroclor-1248	29	U	60	29
11097-69-1	Aroclor-1254	28	U	60	28
37324-23-5	Aroclor-1262	37	U	60	37
11100-14-4	Aroclor-1268	28	U	60	28

CAS NO.	SURROGATE	%REC	Q	LIMITS
877-09-8	Tetrachloro-m-xylene	78		14-128
2051-24-3	DCB Decachlorobiphenyl	76	p	10-132

FORM I
PCBS ORGANICS ANALYSIS DATA SHEET

Lab Name: TestAmerica Canton | Job No.: 240-100018-1

SDG No.:

Client Sample ID: CPP-SB-1819-0.0-0.5 | Lab Sample ID: 240-100018-4

Matrix: Solid | Lab File ID: P13082317.D

Analysis Method: 8082A | Date Collected: 08/16/2018 09:05

Extraction Method: 3540C | Date Extracted: 08/21/2018 09:47

Sample wt/vol: 10.08(g) | Date Analyzed: 08/23/2018 09:40

Con. Extract Vol.: 10(mL) | Dilution Factor: 5

Injection Volume: 1(uL) | GC Column: CLP-2 (0.53mm) ID: 0.53(mm)

% Moisture: 26.4 | GPC Cleanup:(Y/N) N

Analysis Batch No.: 342129 | Units: ug/Kg

CAS NO.	COMPOUND NAME	RESULT	Q	RL	MDL
12674-11-2	Aroclor-1016	150	U	340	150
11104-28-2	Aroclor-1221	160	U	340	160
11141-16-5	Aroclor-1232	150	U	340	150
53469-21-9	Aroclor-1242	130	U	340	130
12672-29-6	Aroclor-1248	160	U	340	160
11097-69-1	Aroclor-1254	150	U	340	150
11096-82-5	Aroclor-1260	2500		340	150
37324-23-5	Aroclor-1262	210	U	340	210
11100-14-4	Aroclor-1268	150	U	340	150

CAS NO.	SURROGATE	%REC	Q	LIMITS
877-09-8	Tetrachloro-m-xylene	82		14-128
2051-24-3	DCB Decachlorobiphenyl	246	X	10-132

FORM I
PCBS ORGANICS ANALYSIS DATA SHEET

Lab Name: TestAmerica Canton | Job No.: 240-100018-1

SDG No.:

Client Sample ID: CPP-SB-1819-0.5-1.0 | Lab Sample ID: 240-100018-5

Matrix: Solid | Lab File ID: P13082318.D

Analysis Method: 8082A | Date Collected: 08/16/2018 09:06

Extraction Method: 3540C | Date Extracted: 08/21/2018 09:47

Sample wt/vol: 10.04(g) | Date Analyzed: 08/23/2018 09:57

Con. Extract Vol.: 10(mL) | Dilution Factor: 1

Injection Volume: 1(uL) | GC Column: CLP-2 (0.53mm) ID: 0.53(mm)

% Moisture: 22.7 | GPC Cleanup:(Y/N) N

Analysis Batch No.: 342129 | Units: ug/Kg

CAS NO.	COMPOUND NAME	RESULT	Q	RL	MDL
12674-11-2	Aroclor-1016	28	U	64	28
11104-28-2	Aroclor-1221	31	U	64	31
11141-16-5	Aroclor-1232	30	U	64	30
53469-21-9	Aroclor-1242	24	U	64	24
12672-29-6	Aroclor-1248	31	U	64	31
11097-69-1	Aroclor-1254	30	U	64	30
11096-82-5	Aroclor-1260	280		64	28
37324-23-5	Aroclor-1262	40	U	64	40
11100-14-4	Aroclor-1268	30	U	64	30

CAS NO.	SURROGATE	%REC	Q	LIMITS
877-09-8	Tetrachloro-m-xylene	69		14-128
2051-24-3	DCB Decachlorobiphenyl	67	p	10-132

FORM I
PCBS ORGANICS ANALYSIS DATA SHEET

Lab Name: TestAmerica Canton | Job No.: 240-100018-1

SDG No.:

Client Sample ID: CPP-SB-1820-0.0-0.5 | Lab Sample ID: 240-100018-7

Matrix: Solid | Lab File ID: P13082319.D

Analysis Method: 8082A | Date Collected: 08/16/2018 09:20

Extraction Method: 3540C | Date Extracted: 08/21/2018 09:47

Sample wt/vol: 10.05(g) | Date Analyzed: 08/23/2018 10:15

Con. Extract Vol.: 10(mL) | Dilution Factor: 1

Injection Volume: 1(uL) | GC Column: CLP-2 (0.53mm) ID: 0.53(mm)

% Moisture: 15.0 | GPC Cleanup:(Y/N) N

Analysis Batch No.: 342129 | Units: ug/Kg

CAS NO.	COMPOUND NAME	RESULT	Q	RL	MDL
12674-11-2	Aroclor-1016	26	U	59	26
11104-28-2	Aroclor-1221	28	U	59	28
11141-16-5	Aroclor-1232	27	U	59	27
53469-21-9	Aroclor-1242	22	U	59	22
12672-29-6	Aroclor-1248	28	U	59	28
11097-69-1	Aroclor-1254	27	U	59	27
11096-82-5	Aroclor-1260	630		59	26
37324-23-5	Aroclor-1262	36	U	59	36
11100-14-4	Aroclor-1268	27	U	59	27

CAS NO.	SURROGATE	%REC	Q	LIMITS
877-09-8	Tetrachloro-m-xylene	71		14-128
2051-24-3	DCB Decachlorobiphenyl	67		10-132

FORM I
PCBS ORGANICS ANALYSIS DATA SHEET

Lab Name: TestAmerica Canton | Job No.: 240-100018-1

SDG No.:

Client Sample ID: CPP-SB-1820-0.5-1.0 | Lab Sample ID: 240-100018-8

Matrix: Solid | Lab File ID: P13082320.D

Analysis Method: 8082A | Date Collected: 08/16/2018 09:21

Extraction Method: 3540C | Date Extracted: 08/21/2018 09:47

Sample wt/vol: 10.21(g) | Date Analyzed: 08/23/2018 10:32

Con. Extract Vol.: 10(mL) | Dilution Factor: 1

Injection Volume: 1(uL) | GC Column: CLP-2 (0.53mm) ID: 0.53(mm)

% Moisture: 20.6 | GPC Cleanup:(Y/N) N

Analysis Batch No.: 342129 | Units: ug/Kg

CAS NO.	COMPOUND NAME	RESULT	Q	RL	MDL
12674-11-2	Aroclor-1016	27	U	62	27
11104-28-2	Aroclor-1221	30	U	62	30
11141-16-5	Aroclor-1232	28	U	62	28
53469-21-9	Aroclor-1242	23	U	62	23
12672-29-6	Aroclor-1248	30	U	62	30
11097-69-1	Aroclor-1254	28	U	62	28
11096-82-5	Aroclor-1260	27	U	62	27
37324-23-5	Aroclor-1262	38	U	62	38
11100-14-4	Aroclor-1268	28	U	62	28

CAS NO.	SURROGATE	%REC	Q	LIMITS
877-09-8	Tetrachloro-m-xylene	72		14-128
2051-24-3	DCB Decachlorobiphenyl	80		10-132

FORM I
PCBS ORGANICS ANALYSIS DATA SHEET

Lab Name: TestAmerica Canton | Job No.: 240-100018-1

SDG No.:

Client Sample ID: CPP-SB-1821-0.0-0.5 | Lab Sample ID: 240-100018-10

Matrix: Solid | Lab File ID: P13082321.D

Analysis Method: 8082A | Date Collected: 08/16/2018 09:35

Extraction Method: 3540C | Date Extracted: 08/21/2018 09:47

Sample wt/vol: 10.00(g) | Date Analyzed: 08/23/2018 10:49

Con. Extract Vol.: 10(mL) | Dilution Factor: 5

Injection Volume: 1(uL) | GC Column: CLP-2 (0.53mm) ID: 0.53(mm)

% Moisture: 31.0 | GPC Cleanup:(Y/N) N

Analysis Batch No.: 342129 | Units: ug/Kg

CAS NO.	COMPOUND NAME	RESULT	Q	RL	MDL
12674-11-2	Aroclor-1016	160	U	360	160
11104-28-2	Aroclor-1221	170	U	360	170
11141-16-5	Aroclor-1232	170	U	360	170
53469-21-9	Aroclor-1242	140	U	360	140
12672-29-6	Aroclor-1248	170	U	360	170
11097-69-1	Aroclor-1254	170	U	360	170
11096-82-5	Aroclor-1260	3000		360	160
37324-23-5	Aroclor-1262	220	U	360	220
11100-14-4	Aroclor-1268	170	U	360	170

CAS NO.	SURROGATE	%REC	Q	LIMITS
877-09-8	Tetrachloro-m-xylene	84		14-128
2051-24-3	DCB Decachlorobiphenyl	99		10-132

FORM I
PCBS ORGANICS ANALYSIS DATA SHEET

Lab Name: TestAmerica Canton | Job No.: 240-100018-1

SDG No.:

Client Sample ID: CPP-SB-1821-0.5-1.0 | Lab Sample ID: 240-100018-11

Matrix: Solid | Lab File ID: P13082322.D

Analysis Method: 8082A | Date Collected: 08/16/2018 09:36

Extraction Method: 3540C | Date Extracted: 08/21/2018 09:47

Sample wt/vol: 10.14(g) | Date Analyzed: 08/23/2018 11:07

Con. Extract Vol.: 10(mL) | Dilution Factor: 1

Injection Volume: 1(uL) | GC Column: CLP-2 (0.53mm) ID: 0.53(mm)

% Moisture: 19.7 | GPC Cleanup:(Y/N) N

Analysis Batch No.: 342129 | Units: ug/Kg

CAS NO.	COMPOUND NAME	RESULT	Q	RL	MDL
12674-11-2	Aroclor-1016	27	U	61	27
11104-28-2	Aroclor-1221	29	U	61	29
11141-16-5	Aroclor-1232	28	U	61	28
53469-21-9	Aroclor-1242	23	U	61	23
12672-29-6	Aroclor-1248	29	U	61	29
11097-69-1	Aroclor-1254	28	U	61	28
11096-82-5	Aroclor-1260	27	U	61	27
37324-23-5	Aroclor-1262	38	U	61	38
11100-14-4	Aroclor-1268	28	U	61	28

CAS NO.	SURROGATE	%REC	Q	LIMITS
877-09-8	Tetrachloro-m-xylene	67		14-128
2051-24-3	DCB Decachlorobiphenyl	76		10-132

FORM I
PCBS ORGANICS ANALYSIS DATA SHEET

Lab Name: TestAmerica Canton | Job No.: 240-100018-1

SDG No.:

Client Sample ID: CPP-SB-1822-0.0-0.5 | Lab Sample ID: 240-100018-13

Matrix: Solid | Lab File ID: P13082323.D

Analysis Method: 8082A | Date Collected: 08/16/2018 09:50

Extraction Method: 3540C | Date Extracted: 08/21/2018 09:47

Sample wt/vol: 10.08(g) | Date Analyzed: 08/23/2018 11:24

Con. Extract Vol.: 10(mL) | Dilution Factor: 1

Injection Volume: 1(uL) | GC Column: CLP-2 (0.53mm) ID: 0.53(mm)

% Moisture: 20.5 | GPC Cleanup:(Y/N) N

Analysis Batch No.: 342129 | Units: ug/Kg

CAS NO.	COMPOUND NAME	RESULT	Q	RL	MDL
12674-11-2	Aroclor-1016	27	U	62	27
11104-28-2	Aroclor-1221	30	U	62	30
11141-16-5	Aroclor-1232	29	U	62	29
53469-21-9	Aroclor-1242	24	U	62	24
12672-29-6	Aroclor-1248	30	U	62	30
11097-69-1	Aroclor-1254	29	U	62	29
11096-82-5	Aroclor-1260	490		62	27
37324-23-5	Aroclor-1262	39	U	62	39
11100-14-4	Aroclor-1268	29	U	62	29

CAS NO.	SURROGATE	%REC	Q	LIMITS
877-09-8	Tetrachloro-m-xylene	72		14-128
2051-24-3	DCB Decachlorobiphenyl	71		10-132

FORM I
PCBS ORGANICS ANALYSIS DATA SHEET

Lab Name: TestAmerica Canton | Job No.: 240-100018-1

SDG No.:

Client Sample ID: CPP-SB-1822-0.5-1.0 | Lab Sample ID: 240-100018-14

Matrix: Solid | Lab File ID: P13082324.D

Analysis Method: 8082A | Date Collected: 08/16/2018 09:51

Extraction Method: 3540C | Date Extracted: 08/21/2018 09:47

Sample wt/vol: 10.13(g) | Date Analyzed: 08/23/2018 11:42

Con. Extract Vol.: 10(mL) | Dilution Factor: 1

Injection Volume: 1(uL) | GC Column: CLP-2 (0.53mm) ID: 0.53(mm)

% Moisture: 11.4 | GPC Cleanup:(Y/N) N

Analysis Batch No.: 342129 | Units: ug/Kg

CAS NO.	COMPOUND NAME	RESULT	Q	RL	MDL
12674-11-2	Aroclor-1016	25	U	56	25
11104-28-2	Aroclor-1221	27	U	56	27
11141-16-5	Aroclor-1232	26	U	56	26
53469-21-9	Aroclor-1242	21	U	56	21
12672-29-6	Aroclor-1248	27	U	56	27
11097-69-1	Aroclor-1254	26	U	56	26
11096-82-5	Aroclor-1260	25	U	56	25
37324-23-5	Aroclor-1262	35	U	56	35
11100-14-4	Aroclor-1268	26	U	56	26

CAS NO.	SURROGATE	%REC	Q	LIMITS
877-09-8	Tetrachloro-m-xylene	69		14-128
2051-24-3	DCB Decachlorobiphenyl	84		10-132

FORM I
PCBS ORGANICS ANALYSIS DATA SHEET

Lab Name: TestAmerica Canton | Job No.: 240-100018-1

SDG No.:

Client Sample ID: CPP-SB-1823-0.0-0.5 | Lab Sample ID: 240-100018-16

Matrix: Solid | Lab File ID: P13082325.D

Analysis Method: 8082A | Date Collected: 08/16/2018 10:08

Extraction Method: 3540C | Date Extracted: 08/21/2018 09:47

Sample wt/vol: 10.04(g) | Date Analyzed: 08/23/2018 11:59

Con. Extract Vol.: 10(mL) | Dilution Factor: 1

Injection Volume: 1(uL) | GC Column: CLP-2 (0.53mm) ID: 0.53(mm)

% Moisture: 20.5 | GPC Cleanup:(Y/N) N

Analysis Batch No.: 342129 | Units: ug/Kg

CAS NO.	COMPOUND NAME	RESULT	Q	RL	MDL
12674-11-2	Aroclor-1016	28	U	63	28
11104-28-2	Aroclor-1221	30	U	63	30
11141-16-5	Aroclor-1232	29	U	63	29
53469-21-9	Aroclor-1242	24	U	63	24
12672-29-6	Aroclor-1248	30	U	63	30
11097-69-1	Aroclor-1254	29	U	63	29
11096-82-5	Aroclor-1260	63		63	28
37324-23-5	Aroclor-1262	39	U	63	39
11100-14-4	Aroclor-1268	29	U	63	29

CAS NO.	SURROGATE	%REC	Q	LIMITS
877-09-8	Tetrachloro-m-xylene	73		14-128
2051-24-3	DCB Decachlorobiphenyl	74		10-132

FORM I
PCBS ORGANICS ANALYSIS DATA SHEET

Lab Name: TestAmerica Canton | Job No.: 240-100018-1

SDG No.:

Client Sample ID: CPP-SB-1823-0.5-1.0 | Lab Sample ID: 240-100018-17

Matrix: Solid | Lab File ID: P13082326.D

Analysis Method: 8082A | Date Collected: 08/16/2018 10:09

Extraction Method: 3540C | Date Extracted: 08/21/2018 09:47

Sample wt/vol: 10.08(g) | Date Analyzed: 08/23/2018 12:16

Con. Extract Vol.: 10(mL) | Dilution Factor: 1

Injection Volume: 1(uL) | GC Column: CLP-2 (0.53mm) ID: 0.53(mm)

% Moisture: 11.0 | GPC Cleanup:(Y/N) N

Analysis Batch No.: 342129 | Units: ug/Kg

CAS NO.	COMPOUND NAME	RESULT	Q	RL	MDL
12674-11-2	Aroclor-1016	25	U	56	25
11104-28-2	Aroclor-1221	27	U	56	27
11141-16-5	Aroclor-1232	26	U	56	26
53469-21-9	Aroclor-1242	21	U	56	21
12672-29-6	Aroclor-1248	27	U	56	27
11097-69-1	Aroclor-1254	26	U	56	26
11096-82-5	Aroclor-1260	30	J	56	25
37324-23-5	Aroclor-1262	35	U	56	35
11100-14-4	Aroclor-1268	26	U	56	26

CAS NO.	SURROGATE	%REC	Q	LIMITS
877-09-8	Tetrachloro-m-xylene	66		14-128
2051-24-3	DCB Decachlorobiphenyl	71		10-132

FORM I
PCBS ORGANICS ANALYSIS DATA SHEET

Lab Name: TestAmerica Canton | Job No.: 240-100018-1

SDG No.:

Client Sample ID: CPP-SB-1824-0.0-0.5 | Lab Sample ID: 240-100018-19

Matrix: Solid | Lab File ID: P13082330.D

Analysis Method: 8082A | Date Collected: 08/16/2018 10:19

Extraction Method: 3540C | Date Extracted: 08/21/2018 09:47

Sample wt/vol: 10.10(g) | Date Analyzed: 08/23/2018 13:26

Con. Extract Vol.: 10(mL) | Dilution Factor: 1

Injection Volume: 1(uL) | GC Column: CLP-2 (0.53mm) ID: 0.53(mm)

% Moisture: 22.5 | GPC Cleanup:(Y/N) N

Analysis Batch No.: 342129 | Units: ug/Kg

CAS NO.	COMPOUND NAME	RESULT	Q	RL	MDL
12674-11-2	Aroclor-1016	28	U	64	28
11104-28-2	Aroclor-1221	31	U	64	31
11141-16-5	Aroclor-1232	29	U	64	29
53469-21-9	Aroclor-1242	24	U	64	24
12672-29-6	Aroclor-1248	31	U	64	31
11097-69-1	Aroclor-1254	29	U	64	29
11096-82-5	Aroclor-1260	880		64	28
37324-23-5	Aroclor-1262	40	U	64	40
11100-14-4	Aroclor-1268	29	U	64	29

CAS NO.	SURROGATE	%REC	Q	LIMITS
877-09-8	Tetrachloro-m-xylene	72		14-128
2051-24-3	DCB Decachlorobiphenyl	82		10-132

FORM I
PCBS ORGANICS ANALYSIS DATA SHEET

Lab Name: TestAmerica Canton | Job No.: 240-100018-1

SDG No.:

Client Sample ID: CPP-SB-1824-0.5-1.0 | Lab Sample ID: 240-100018-20

Matrix: Solid | Lab File ID: P13082331.D

Analysis Method: 8082A | Date Collected: 08/16/2018 10:20

Extraction Method: 3540C | Date Extracted: 08/21/2018 09:47

Sample wt/vol: 10.15(g) | Date Analyzed: 08/23/2018 13:43

Con. Extract Vol.: 10(mL) | Dilution Factor: 1

Injection Volume: 1(uL) | GC Column: CLP-2 (0.53mm) ID: 0.53(mm)

% Moisture: 12.9 | GPC Cleanup:(Y/N) N

Analysis Batch No.: 342129 | Units: ug/Kg

CAS NO.	COMPOUND NAME	RESULT	Q	RL	MDL
12674-11-2	Aroclor-1016	25	U	57	25
11104-28-2	Aroclor-1221	27	U	57	27
11141-16-5	Aroclor-1232	26	U	57	26
53469-21-9	Aroclor-1242	21	U	57	21
12672-29-6	Aroclor-1248	27	U	57	27
11097-69-1	Aroclor-1254	26	U	57	26
11096-82-5	Aroclor-1260	40	J	57	25
37324-23-5	Aroclor-1262	35	U	57	35
11100-14-4	Aroclor-1268	26	U	57	26

CAS NO.	SURROGATE	%REC	Q	LIMITS
877-09-8	Tetrachloro-m-xylene	68		14-128
2051-24-3	DCB Decachlorobiphenyl	73		10-132

FORM I
PCBS ORGANICS ANALYSIS DATA SHEET

Lab Name: TestAmerica Canton | Job No.: 240-100018-1

SDG No.:

Client Sample ID: CPP-SB-1825-0.0-0.5 | Lab Sample ID: 240-100018-22

Matrix: Solid | Lab File ID: P13082332.D

Analysis Method: 8082A | Date Collected: 08/16/2018 10:35

Extraction Method: 3540C | Date Extracted: 08/21/2018 09:47

Sample wt/vol: 10.09(g) | Date Analyzed: 08/23/2018 14:01

Con. Extract Vol.: 10(mL) | Dilution Factor: 5

Injection Volume: 1(uL) | GC Column: CLP-2 (0.53mm) ID: 0.53(mm)

% Moisture: 28.2 | GPC Cleanup:(Y/N) N

Analysis Batch No.: 342129 | Units: ug/Kg

CAS NO.	COMPOUND NAME	RESULT	Q	RL	MDL
12674-11-2	Aroclor-1016	150	U	340	150
11104-28-2	Aroclor-1221	170	U	340	170
11141-16-5	Aroclor-1232	160	U	340	160
53469-21-9	Aroclor-1242	130	U	340	130
12672-29-6	Aroclor-1248	170	U	340	170
11097-69-1	Aroclor-1254	160	U	340	160
11096-82-5	Aroclor-1260	1800		340	150
37324-23-5	Aroclor-1262	210	U	340	210
11100-14-4	Aroclor-1268	160	U	340	160

CAS NO.	SURROGATE	%REC	Q	LIMITS
877-09-8	Tetrachloro-m-xylene	79		14-128
2051-24-3	DCB Decachlorobiphenyl	428	X	10-132

FORM I
PCBS ORGANICS ANALYSIS DATA SHEET

Lab Name: TestAmerica Canton | Job No.: 240-100018-1

SDG No.:

Client Sample ID: CPP-SB-1825-0.5-1.0 | Lab Sample ID: 240-100018-23

Matrix: Solid | Lab File ID: P13082333.D

Analysis Method: 8082A | Date Collected: 08/16/2018 10:36

Extraction Method: 3540C | Date Extracted: 08/21/2018 09:47

Sample wt/vol: 10.01(g) | Date Analyzed: 08/23/2018 14:18

Con. Extract Vol.: 10(mL) | Dilution Factor: 1

Injection Volume: 1(uL) | GC Column: CLP-2 (0.53mm) ID: 0.53(mm)

% Moisture: 18.7 | GPC Cleanup:(Y/N) N

Analysis Batch No.: 342129 | Units: ug/Kg

CAS NO.	COMPOUND NAME	RESULT	Q	RL	MDL
12674-11-2	Aroclor-1016	27	U	61	27
11104-28-2	Aroclor-1221	30	U	61	30
11141-16-5	Aroclor-1232	28	U	61	28
53469-21-9	Aroclor-1242	23	U	61	23
12672-29-6	Aroclor-1248	30	U	61	30
11097-69-1	Aroclor-1254	28	U	61	28
11096-82-5	Aroclor-1260	64		61	27
37324-23-5	Aroclor-1262	38	U	61	38
11100-14-4	Aroclor-1268	28	U	61	28

CAS NO.	SURROGATE	%REC	Q	LIMITS
877-09-8	Tetrachloro-m-xylene	68		14-128
2051-24-3	DCB Decachlorobiphenyl	71		10-132

FORM I
PCBS ORGANICS ANALYSIS DATA SHEET

Lab Name: TestAmerica Canton | Job No.: 240-100018-1

SDG No.:

Client Sample ID: CPP-SB-1826-0.0-0.5 | Lab Sample ID: 240-100018-25

Matrix: Solid | Lab File ID: P13082334.D

Analysis Method: 8082A | Date Collected: 08/16/2018 10:50

Extraction Method: 3540C | Date Extracted: 08/21/2018 09:47

Sample wt/vol: 10.06(g) | Date Analyzed: 08/23/2018 14:35

Con. Extract Vol.: 10(mL) | Dilution Factor: 1

Injection Volume: 1(uL) | GC Column: CLP-2 (0.53mm) ID: 0.53(mm)

% Moisture: 18.8 | GPC Cleanup:(Y/N) N

Analysis Batch No.: 342129 | Units: ug/Kg

CAS NO.	COMPOUND NAME	RESULT	Q	RL	MDL
12674-11-2	Aroclor-1016	27	U	61	27
11104-28-2	Aroclor-1221	29	U	61	29
11141-16-5	Aroclor-1232	28	U	61	28
53469-21-9	Aroclor-1242	23	U	61	23
12672-29-6	Aroclor-1248	29	U	61	29
11097-69-1	Aroclor-1254	28	U	61	28
11096-82-5	Aroclor-1260	740		61	27
37324-23-5	Aroclor-1262	38	U	61	38
11100-14-4	Aroclor-1268	28	U	61	28

CAS NO.	SURROGATE	%REC	Q	LIMITS
877-09-8	Tetrachloro-m-xylene	77		14-128
2051-24-3	DCB Decachlorobiphenyl	83		10-132

FORM I
PCBS ORGANICS ANALYSIS DATA SHEET

Lab Name: TestAmerica Canton | Job No.: 240-100018-1

SDG No.:

Client Sample ID: CPP-SB-1826-0.5-1.0 | Lab Sample ID: 240-100018-26

Matrix: Solid | Lab File ID: P13082335.D

Analysis Method: 8082A | Date Collected: 08/16/2018 10:51

Extraction Method: 3540C | Date Extracted: 08/21/2018 09:47

Sample wt/vol: 10.07(g) | Date Analyzed: 08/23/2018 14:53

Con. Extract Vol.: 10(mL) | Dilution Factor: 1

Injection Volume: 1(uL) | GC Column: CLP-2 (0.53mm) ID: 0.53(mm)

% Moisture: 14.8 | GPC Cleanup:(Y/N) N

Analysis Batch No.: 342129 | Units: ug/Kg

CAS NO.	COMPOUND NAME	RESULT	Q	RL	MDL
12674-11-2	Aroclor-1016	26	U	58	26
11104-28-2	Aroclor-1221	28	U	58	28
11141-16-5	Aroclor-1232	27	U	58	27
53469-21-9	Aroclor-1242	22	U	58	22
12672-29-6	Aroclor-1248	28	U	58	28
11097-69-1	Aroclor-1254	27	U	58	27
11096-82-5	Aroclor-1260	160		58	26
37324-23-5	Aroclor-1262	36	U	58	36
11100-14-4	Aroclor-1268	27	U	58	27

CAS NO.	SURROGATE	%REC	Q	LIMITS
877-09-8	Tetrachloro-m-xylene	72		14-128
2051-24-3	DCB Decachlorobiphenyl	67		10-132

FORM I
PCBS ORGANICS ANALYSIS DATA SHEET

Lab Name: TestAmerica Canton | Job No.: 240-100018-1

SDG No.:

Client Sample ID: CPP-SB-1827-0.0-0.5 | Lab Sample ID: 240-100018-28

Matrix: Solid | Lab File ID: P13082312.D

Analysis Method: 8082A | Date Collected: 08/16/2018 11:06

Extraction Method: 3540C | Date Extracted: 08/21/2018 09:47

Sample wt/vol: 10.20(g) | Date Analyzed: 08/23/2018 08:13

Con. Extract Vol.: 10(mL) | Dilution Factor: 5

Injection Volume: 1(uL) | GC Column: CLP-2 (0.53mm) ID: 0.53(mm)

% Moisture: 56.4 | GPC Cleanup:(Y/N) N

Analysis Batch No.: 342129 | Units: ug/Kg

CAS NO.	COMPOUND NAME	RESULT	Q	RL	MDL
12674-11-2	Aroclor-1016	250	U	560	250
11104-28-2	Aroclor-1221	270	U	560	270
11141-16-5	Aroclor-1232	260	U	560	260
53469-21-9	Aroclor-1242	210	U	560	210
12672-29-6	Aroclor-1248	270	U	560	270
11097-69-1	Aroclor-1254	260	U	560	260
11096-82-5	Aroclor-1260	5800	F1 F2	560	250
37324-23-5	Aroclor-1262	350	U	560	350
11100-14-4	Aroclor-1268	260	U	560	260

CAS NO.	SURROGATE	%REC	Q	LIMITS
877-09-8	Tetrachloro-m-xylene	76		14-128
2051-24-3	DCB Decachlorobiphenyl	76		10-132

FORM I
PCBS ORGANICS ANALYSIS DATA SHEET

Lab Name: TestAmerica Canton | Job No.: 240-100018-1

SDG No.:

Client Sample ID: CPP-SB-1827-0.5-1.0 | Lab Sample ID: 240-100018-29

Matrix: Solid | Lab File ID: P12082311.D

Analysis Method: 8082A | Date Collected: 08/16/2018 11:07

Extraction Method: 3540C | Date Extracted: 08/21/2018 11:13

Sample wt/vol: 9.97(g) | Date Analyzed: 08/23/2018 08:19

Con. Extract Vol.: 10(mL) | Dilution Factor: 1

Injection Volume: 1(uL) | GC Column: CLP-1 (0.53mm) ID: 0.53(mm)

% Moisture: 17.3 | GPC Cleanup:(Y/N) N

Analysis Batch No.: 342126 | Units: ug/Kg

CAS NO.	COMPOUND NAME	RESULT	Q	RL	MDL
12674-11-2	Aroclor-1016	27	U	61	27
11104-28-2	Aroclor-1221	29	U	61	29
11141-16-5	Aroclor-1232	28	U	61	28
53469-21-9	Aroclor-1242	23	U	61	23
12672-29-6	Aroclor-1248	29	U	61	29
11097-69-1	Aroclor-1254	28	U	61	28
11096-82-5	Aroclor-1260	140		61	27
37324-23-5	Aroclor-1262	38	U	61	38
11100-14-4	Aroclor-1268	28	U	61	28

CAS NO.	SURROGATE	%REC	Q	LIMITS
877-09-8	Tetrachloro-m-xylene	64		14-128
2051-24-3	DCB Decachlorobiphenyl	130		10-132

FORM I
PCBS ORGANICS ANALYSIS DATA SHEET

Lab Name: TestAmerica Canton | Job No.: 240-100018-1

SDG No.:

Client Sample ID: CPP-SB-1828-0.0-0.5 | Lab Sample ID: 240-100018-31

Matrix: Solid | Lab File ID: P12082314.D

Analysis Method: 8082A | Date Collected: 08/16/2018 11:25

Extraction Method: 3540C | Date Extracted: 08/21/2018 11:13

Sample wt/vol: 9.60(g) | Date Analyzed: 08/23/2018 09:17

Con. Extract Vol.: 10(mL) | Dilution Factor: 1

Injection Volume: 1(uL) | GC Column: CLP-1 (0.53mm) ID: 0.53(mm)

% Moisture: 18.2 | GPC Cleanup:(Y/N) N

Analysis Batch No.: 342126 | Units: ug/Kg

CAS NO.	COMPOUND NAME	RESULT	Q	RL	MDL
12674-11-2	Aroclor-1016	28	U	64	28
11104-28-2	Aroclor-1221	31	U	64	31
11141-16-5	Aroclor-1232	29	U	64	29
53469-21-9	Aroclor-1242	24	U	64	24
12672-29-6	Aroclor-1248	31	U	64	31
11097-69-1	Aroclor-1254	29	U	64	29
11096-82-5	Aroclor-1260	340		64	28
37324-23-5	Aroclor-1262	39	U	64	39
11100-14-4	Aroclor-1268	29	U	64	29

CAS NO.	SURROGATE	%REC	Q	LIMITS
877-09-8	Tetrachloro-m-xylene	66		14-128
2051-24-3	DCB Decachlorobiphenyl	128	p	10-132

FORM I
PCBS ORGANICS ANALYSIS DATA SHEET

Lab Name: TestAmerica Canton | Job No.: 240-100018-1

SDG No.:

Client Sample ID: CPP-SB-1828-0.5-1.0 | Lab Sample ID: 240-100018-32

Matrix: Solid | Lab File ID: P12082315.D

Analysis Method: 8082A | Date Collected: 08/16/2018 11:26

Extraction Method: 3540C | Date Extracted: 08/21/2018 11:13

Sample wt/vol: 10.09(g) | Date Analyzed: 08/23/2018 09:37

Con. Extract Vol.: 10(mL) | Dilution Factor: 5

Injection Volume: 1(uL) | GC Column: CLP-1 (0.53mm) ID: 0.53(mm)

% Moisture: 21.4 | GPC Cleanup:(Y/N) N

Analysis Batch No.: 342126 | Units: ug/Kg

CAS NO.	COMPOUND NAME	RESULT	Q	RL	MDL
12674-11-2	Aroclor-1016	140	U	320	140
11104-28-2	Aroclor-1221	150	U	320	150
11141-16-5	Aroclor-1232	140	U	320	140
53469-21-9	Aroclor-1242	120	U	320	120
12672-29-6	Aroclor-1248	150	U	320	150
11097-69-1	Aroclor-1254	140	U	320	140
11096-82-5	Aroclor-1260	2200		320	140
37324-23-5	Aroclor-1262	200	U	320	200
11100-14-4	Aroclor-1268	140	U	320	140

CAS NO.	SURROGATE	%REC	Q	LIMITS
877-09-8	Tetrachloro-m-xylene	72		14-128
2051-24-3	DCB Decachlorobiphenyl	404	X	10-132

FORM I
PCBS ORGANICS ANALYSIS DATA SHEET

Lab Name: TestAmerica Canton | Job No.: 240-100018-1

SDG No.:

Client Sample ID: CPP-SB-1829-0.0-0.5 | Lab Sample ID: 240-100018-34

Matrix: Solid | Lab File ID: P12082316.D

Analysis Method: 8082A | Date Collected: 08/16/2018 11:41

Extraction Method: 3540C | Date Extracted: 08/21/2018 11:13

Sample wt/vol: 9.75(g) | Date Analyzed: 08/23/2018 09:57

Con. Extract Vol.: 10(mL) | Dilution Factor: 1

Injection Volume: 1(uL) | GC Column: CLP-1 (0.53mm) ID: 0.53(mm)

% Moisture: 16.9 | GPC Cleanup:(Y/N) N

Analysis Batch No.: 342126 | Units: ug/Kg

CAS NO.	COMPOUND NAME	RESULT	Q	RL	MDL
12674-11-2	Aroclor-1016	27	U	62	27
11104-28-2	Aroclor-1221	30	U	62	30
11141-16-5	Aroclor-1232	28	U	62	28
53469-21-9	Aroclor-1242	23	U	62	23
12672-29-6	Aroclor-1248	30	U	62	30
11097-69-1	Aroclor-1254	28	U	62	28
11096-82-5	Aroclor-1260	350		62	27
37324-23-5	Aroclor-1262	38	U	62	38
11100-14-4	Aroclor-1268	28	U	62	28

CAS NO.	SURROGATE	%REC	Q	LIMITS
877-09-8	Tetrachloro-m-xylene	72		14-128
2051-24-3	DCB Decachlorobiphenyl	75		10-132

FORM I
PCBS ORGANICS ANALYSIS DATA SHEET

Lab Name: TestAmerica Canton | Job No.: 240-100018-1

SDG No.:

Client Sample ID: CPP-SB-1829-0.5-1.0 | Lab Sample ID: 240-100018-35

Matrix: Solid | Lab File ID: P12082317.D

Analysis Method: 8082A | Date Collected: 08/16/2018 11:42

Extraction Method: 3540C | Date Extracted: 08/21/2018 11:13

Sample wt/vol: 10.31(g) | Date Analyzed: 08/23/2018 10:16

Con. Extract Vol.: 10(mL) | Dilution Factor: 5

Injection Volume: 1(uL) | GC Column: CLP-1 (0.53mm) ID: 0.53(mm)

% Moisture: 17.0 | GPC Cleanup:(Y/N) N

Analysis Batch No.: 342126 | Units: ug/Kg

CAS NO.	COMPOUND NAME	RESULT	Q	RL	MDL
12674-11-2	Aroclor-1016	130	U	290	130
11104-28-2	Aroclor-1221	140	U	290	140
11141-16-5	Aroclor-1232	130	U	290	130
53469-21-9	Aroclor-1242	110	U	290	110
12672-29-6	Aroclor-1248	140	U	290	140
11097-69-1	Aroclor-1254	130	U	290	130
11096-82-5	Aroclor-1260	2900		290	130
37324-23-5	Aroclor-1262	180	U	290	180
11100-14-4	Aroclor-1268	130	U	290	130

CAS NO.	SURROGATE	%REC	Q	LIMITS
877-09-8	Tetrachloro-m-xylene	75		14-128
2051-24-3	DCB Decachlorobiphenyl	419	X	10-132

FORM I
PCBS ORGANICS ANALYSIS DATA SHEET

Lab Name: TestAmerica Canton | Job No.: 240-100018-1

SDG No.:

Client Sample ID: CPP-SB-1830-0.0-0.5 | Lab Sample ID: 240-100018-37

Matrix: Solid | Lab File ID: P12082318.D

Analysis Method: 8082A | Date Collected: 08/16/2018 11:52

Extraction Method: 3540C | Date Extracted: 08/21/2018 11:13

Sample wt/vol: 9.94(g) | Date Analyzed: 08/23/2018 10:36

Con. Extract Vol.: 10(mL) | Dilution Factor: 5

Injection Volume: 1(uL) | GC Column: CLP-1 (0.53mm) ID: 0.53(mm)

% Moisture: 24.0 | GPC Cleanup:(Y/N) N

Analysis Batch No.: 342126 | Units: ug/Kg

CAS NO.	COMPOUND NAME	RESULT	Q	RL	MDL
12674-11-2	Aroclor-1016	150	U	330	150
11104-28-2	Aroclor-1221	160	U	330	160
11141-16-5	Aroclor-1232	150	U	330	150
53469-21-9	Aroclor-1242	130	U	330	130
12672-29-6	Aroclor-1248	160	U	330	160
11097-69-1	Aroclor-1254	150	U	330	150
11096-82-5	Aroclor-1260	3800		330	150
37324-23-5	Aroclor-1262	210	U	330	210
11100-14-4	Aroclor-1268	150	U	330	150

CAS NO.	SURROGATE	%REC	Q	LIMITS
877-09-8	Tetrachloro-m-xylene	81		14-128
2051-24-3	DCB Decachlorobiphenyl	112	p	10-132

FORM I
PCBS ORGANICS ANALYSIS DATA SHEET

Lab Name: TestAmerica Canton | Job No.: 240-100018-1

SDG No.:

Client Sample ID: CPP-SB-1830-0.5-1.0 | Lab Sample ID: 240-100018-38

Matrix: Solid | Lab File ID: P12082319.D

Analysis Method: 8082A | Date Collected: 08/16/2018 11:53

Extraction Method: 3540C | Date Extracted: 08/21/2018 11:13

Sample wt/vol: 9.66(g) | Date Analyzed: 08/23/2018 10:55

Con. Extract Vol.: 10(mL) | Dilution Factor: 1

Injection Volume: 1(uL) | GC Column: CLP-1 (0.53mm) ID: 0.53(mm)

% Moisture: 14.3 | GPC Cleanup:(Y/N) N

Analysis Batch No.: 342126 | Units: ug/Kg

CAS NO.	COMPOUND NAME	RESULT	Q	RL	MDL
12674-11-2	Aroclor-1016	27	U	60	27
11104-28-2	Aroclor-1221	29	U	60	29
11141-16-5	Aroclor-1232	28	U	60	28
53469-21-9	Aroclor-1242	23	U	60	23
12672-29-6	Aroclor-1248	29	U	60	29
11097-69-1	Aroclor-1254	28	U	60	28
11096-82-5	Aroclor-1260	120		60	27
37324-23-5	Aroclor-1262	37	U	60	37
11100-14-4	Aroclor-1268	28	U	60	28

CAS NO.	SURROGATE	%REC	Q	LIMITS
877-09-8	Tetrachloro-m-xylene	69		14-128
2051-24-3	DCB Decachlorobiphenyl	79	p	10-132

FORM I
PCBS ORGANICS ANALYSIS DATA SHEET

Lab Name: TestAmerica Canton | Job No.: 240-100018-1

SDG No.:

Client Sample ID: CPP-SB-1831-0.0-0.5 | Lab Sample ID: 240-100018-40

Matrix: Solid | Lab File ID: P12082320.D

Analysis Method: 8082A | Date Collected: 08/16/2018 12:06

Extraction Method: 3540C | Date Extracted: 08/21/2018 11:13

Sample wt/vol: 10.49(g) | Date Analyzed: 08/23/2018 11:14

Con. Extract Vol.: 10(mL) | Dilution Factor: 5

Injection Volume: 1(uL) | GC Column: CLP-1 (0.53mm) ID: 0.53(mm)

% Moisture: 24.5 | GPC Cleanup:(Y/N) N

Analysis Batch No.: 342126 | Units: ug/Kg

CAS NO.	COMPOUND NAME	RESULT	Q	RL	MDL
12674-11-2	Aroclor-1016	140	U	320	140
11104-28-2	Aroclor-1221	150	U	320	150
11141-16-5	Aroclor-1232	150	U	320	150
53469-21-9	Aroclor-1242	120	U	320	120
12672-29-6	Aroclor-1248	150	U	320	150
11097-69-1	Aroclor-1254	150	U	320	150
11096-82-5	Aroclor-1260	3000		320	140
37324-23-5	Aroclor-1262	200	U	320	200
11100-14-4	Aroclor-1268	150	U	320	150

CAS NO.	SURROGATE	%REC	Q	LIMITS
877-09-8	Tetrachloro-m-xylene	75		14-128
2051-24-3	DCB Decachlorobiphenyl	449	X	10-132

FORM I
PCBS ORGANICS ANALYSIS DATA SHEET

Lab Name: TestAmerica Canton | Job No.: 240-100018-1

SDG No.:

Client Sample ID: CPP-SB-1831-0.5-1.0 | Lab Sample ID: 240-100018-41

Matrix: Solid | Lab File ID: P12082321.D

Analysis Method: 8082A | Date Collected: 08/16/2018 12:07

Extraction Method: 3540C | Date Extracted: 08/21/2018 11:13

Sample wt/vol: 10.21(g) | Date Analyzed: 08/23/2018 11:34

Con. Extract Vol.: 10(mL) | Dilution Factor: 1

Injection Volume: 1(uL) | GC Column: CLP-1 (0.53mm) ID: 0.53(mm)

% Moisture: 14.6 | GPC Cleanup:(Y/N) N

Analysis Batch No.: 342126 | Units: ug/Kg

CAS NO.	COMPOUND NAME	RESULT	Q	RL	MDL
12674-11-2	Aroclor-1016	25	U	57	25
11104-28-2	Aroclor-1221	28	U	57	28
11141-16-5	Aroclor-1232	26	U	57	26
53469-21-9	Aroclor-1242	22	U	57	22
12672-29-6	Aroclor-1248	28	U	57	28
11097-69-1	Aroclor-1254	26	U	57	26
11096-82-5	Aroclor-1260	130		57	25
37324-23-5	Aroclor-1262	36	U	57	36
11100-14-4	Aroclor-1268	26	U	57	26

CAS NO.	SURROGATE	%REC	Q	LIMITS
877-09-8	Tetrachloro-m-xylene	69		14-128
2051-24-3	DCB Decachlorobiphenyl	172	X	10-132

FORM I
PCBS ORGANICS ANALYSIS DATA SHEET

Lab Name: TestAmerica Canton | Job No.: 240-100018-1

SDG No.:

Client Sample ID: CPP-SB-1832-0.0-0.5 | Lab Sample ID: 240-100018-43

Matrix: Solid | Lab File ID: P12082322.D

Analysis Method: 8082A | Date Collected: 08/16/2018 12:19

Extraction Method: 3540C | Date Extracted: 08/21/2018 11:13

Sample wt/vol: 9.61(g) | Date Analyzed: 08/23/2018 11:54

Con. Extract Vol.: 10(mL) | Dilution Factor: 5

Injection Volume: 1(uL) | GC Column: CLP-1 (0.53mm) ID: 0.53(mm)

% Moisture: 19.1 | GPC Cleanup:(Y/N) N

Analysis Batch No.: 342126 | Units: ug/Kg

CAS NO.	COMPOUND NAME	RESULT	Q	RL	MDL
12674-11-2	Aroclor-1016	140	U	320	140
11104-28-2	Aroclor-1221	150	U	320	150
11141-16-5	Aroclor-1232	150	U	320	150
53469-21-9	Aroclor-1242	120	U	320	120
12672-29-6	Aroclor-1248	150	U	320	150
11097-69-1	Aroclor-1254	150	U	320	150
11096-82-5	Aroclor-1260	1300		320	140
37324-23-5	Aroclor-1262	200	U	320	200
11100-14-4	Aroclor-1268	150	U	320	150

CAS NO.	SURROGATE	%REC	Q	LIMITS
877-09-8	Tetrachloro-m-xylene	74		14-128
2051-24-3	DCB Decachlorobiphenyl	350	X	10-132

FORM I
PCBS ORGANICS ANALYSIS DATA SHEET

Lab Name: TestAmerica Canton | Job No.: 240-100018-1

SDG No.:

Client Sample ID: CPP-SB-1832-0.5-1.0 | Lab Sample ID: 240-100018-44

Matrix: Solid | Lab File ID: P12082524.D

Analysis Method: 8082A | Date Collected: 08/16/2018 12:20

Extraction Method: 3540C | Date Extracted: 08/21/2018 11:13

Sample wt/vol: 10.34(g) | Date Analyzed: 08/25/2018 16:23

Con. Extract Vol.: 10(mL) | Dilution Factor: 20

Injection Volume: 1(uL) | GC Column: CLP-2 (0.53mm) ID: 0.53(mm)

% Moisture: 11.4 | GPC Cleanup:(Y/N) N

Analysis Batch No.: 342496 | Units: ug/Kg

CAS NO.	COMPOUND NAME	RESULT	Q	RL	MDL
12674-11-2	Aroclor-1016	480	U	1100	480
11104-28-2	Aroclor-1221	520	U	1100	520
11141-16-5	Aroclor-1232	500	U	1100	500
53469-21-9	Aroclor-1242	410	U	1100	410
12672-29-6	Aroclor-1248	520	U	1100	520
11097-69-1	Aroclor-1254	500	U	1100	500
11096-82-5	Aroclor-1260	480	U	1100	480
37324-23-5	Aroclor-1262	680	U	1100	680
11100-14-4	Aroclor-1268	500	U	1100	500

CAS NO.	SURROGATE	%REC	Q	LIMITS
877-09-8	Tetrachloro-m-xylene	96		14-128
2051-24-3	DCB Decachlorobiphenyl	79		10-132

FORM I
PCBS ORGANICS ANALYSIS DATA SHEET

Lab Name: TestAmerica Canton | Job No.: 240-100018-1

SDG No.:

Client Sample ID: CPP-SB-1833-0.0-0.5 | Lab Sample ID: 240-100018-46

Matrix: Solid | Lab File ID: P12082324.D

Analysis Method: 8082A | Date Collected: 08/16/2018 13:00

Extraction Method: 3540C | Date Extracted: 08/21/2018 11:13

Sample wt/vol: 10.26(g) | Date Analyzed: 08/23/2018 12:33

Con. Extract Vol.: 10(mL) | Dilution Factor: 10

Injection Volume: 1(uL) | GC Column: CLP-1 (0.53mm) ID: 0.53(mm)

% Moisture: 21.3 | GPC Cleanup:(Y/N) N

Analysis Batch No.: 342126 | Units: ug/Kg

CAS NO.	COMPOUND NAME	RESULT	Q	RL	MDL
12674-11-2	Aroclor-1016	270	U	620	270
11104-28-2	Aroclor-1221	300	U	620	300
11141-16-5	Aroclor-1232	280	U	620	280
53469-21-9	Aroclor-1242	240	U	620	240
12672-29-6	Aroclor-1248	300	U	620	300
11097-69-1	Aroclor-1254	280	U	620	280
11096-82-5	Aroclor-1260	5900		620	270
37324-23-5	Aroclor-1262	380	U	620	380
11100-14-4	Aroclor-1268	280	U	620	280

CAS NO.	SURROGATE	%REC	Q	LIMITS
877-09-8	Tetrachloro-m-xylene	85		14-128
2051-24-3	DCB Decachlorobiphenyl	482	X	10-132

FORM I
PCBS ORGANICS ANALYSIS DATA SHEET

Lab Name: TestAmerica Canton | Job No.: 240-100018-1

SDG No.:

Client Sample ID: CPP-SB-1833-0.5-1.0 | Lab Sample ID: 240-100018-47

Matrix: Solid | Lab File ID: P12082325.D

Analysis Method: 8082A | Date Collected: 08/16/2018 13:01

Extraction Method: 3540C | Date Extracted: 08/21/2018 11:13

Sample wt/vol: 9.88(g) | Date Analyzed: 08/23/2018 12:52

Con. Extract Vol.: 10(mL) | Dilution Factor: 1

Injection Volume: 1(uL) | GC Column: CLP-1 (0.53mm) ID: 0.53(mm)

% Moisture: 12.3 | GPC Cleanup:(Y/N) N

Analysis Batch No.: 342126 | Units: ug/Kg

CAS NO.	COMPOUND NAME	RESULT	Q	RL	MDL
12674-11-2	Aroclor-1016	25	U	58	25
11104-28-2	Aroclor-1221	28	U	58	28
11141-16-5	Aroclor-1232	27	U	58	27
53469-21-9	Aroclor-1242	22	U	58	22
12672-29-6	Aroclor-1248	28	U	58	28
11097-69-1	Aroclor-1254	27	U	58	27
11096-82-5	Aroclor-1260	220	p	58	25
37324-23-5	Aroclor-1262	36	U	58	36
11100-14-4	Aroclor-1268	27	U	58	27

CAS NO.	SURROGATE	%REC	Q	LIMITS
877-09-8	Tetrachloro-m-xylene	53		14-128
2051-24-3	DCB Decachlorobiphenyl	74		10-132

FORM I
PCBS ORGANICS ANALYSIS DATA SHEET

Lab Name: TestAmerica Canton | Job No.: 240-100018-1

SDG No.:

Client Sample ID: CPP-SB-1834-0.0-0.5 | Lab Sample ID: 240-100018-49

Matrix: Solid | Lab File ID: P12082326.D

Analysis Method: 8082A | Date Collected: 08/16/2018 13:14

Extraction Method: 3540C | Date Extracted: 08/21/2018 11:13

Sample wt/vol: 9.79(g) | Date Analyzed: 08/23/2018 13:11

Con. Extract Vol.: 10(mL) | Dilution Factor: 10

Injection Volume: 1(uL) | GC Column: CLP-1 (0.53mm) ID: 0.53(mm)

% Moisture: 26.0 | GPC Cleanup:(Y/N) N

Analysis Batch No.: 342126 | Units: ug/Kg

CAS NO.	COMPOUND NAME	RESULT	Q	RL	MDL
12674-11-2	Aroclor-1016	300	U	690	300
11104-28-2	Aroclor-1221	330	U	690	330
11141-16-5	Aroclor-1232	320	U	690	320
53469-21-9	Aroclor-1242	260	U	690	260
12672-29-6	Aroclor-1248	330	U	690	330
11097-69-1	Aroclor-1254	320	U	690	320
11096-82-5	Aroclor-1260	9800		690	300
37324-23-5	Aroclor-1262	430	U	690	430
11100-14-4	Aroclor-1268	320	U	690	320

CAS NO.	SURROGATE	%REC	Q	LIMITS
877-09-8	Tetrachloro-m-xylene	76		14-128
2051-24-3	DCB Decachlorobiphenyl	547	X	10-132

FORM I
PCBS ORGANICS ANALYSIS DATA SHEET

Lab Name: TestAmerica Canton | Job No.: 240-100018-1

SDG No.:

Client Sample ID: CPP-SB-1834-0.5-1.0 | Lab Sample ID: 240-100018-50

Matrix: Solid | Lab File ID: P12082330.D

Analysis Method: 8082A | Date Collected: 08/16/2018 13:15

Extraction Method: 3540C | Date Extracted: 08/21/2018 11:13

Sample wt/vol: 10.33(g) | Date Analyzed: 08/23/2018 14:30

Con. Extract Vol.: 10(mL) | Dilution Factor: 1

Injection Volume: 1(uL) | GC Column: CLP-1 (0.53mm) ID: 0.53(mm)

% Moisture: 15.9 | GPC Cleanup:(Y/N) N

Analysis Batch No.: 342126 | Units: ug/Kg

CAS NO.	COMPOUND NAME	RESULT	Q	RL	MDL
12674-11-2	Aroclor-1016	25	U	58	25
11104-28-2	Aroclor-1221	28	U	58	28
11141-16-5	Aroclor-1232	26	U	58	26
53469-21-9	Aroclor-1242	22	U	58	22
12672-29-6	Aroclor-1248	28	U	58	28
11097-69-1	Aroclor-1254	26	U	58	26
11096-82-5	Aroclor-1260	330		58	25
37324-23-5	Aroclor-1262	36	U	58	36
11100-14-4	Aroclor-1268	26	U	58	26

CAS NO.	SURROGATE	%REC	Q	LIMITS
877-09-8	Tetrachloro-m-xylene	59		14-128
2051-24-3	DCB Decachlorobiphenyl	95		10-132

FORM I
PCBS ORGANICS ANALYSIS DATA SHEET

Lab Name: TestAmerica Canton | Job No.: 240-100018-1

SDG No.:

Client Sample ID: CPP-SB-1835-0.0-0.5 | Lab Sample ID: 240-100018-52

Matrix: Solid | Lab File ID: P12082331.D

Analysis Method: 8082A | Date Collected: 08/16/2018 13:24

Extraction Method: 3540C | Date Extracted: 08/21/2018 11:13

Sample wt/vol: 10.42(g) | Date Analyzed: 08/23/2018 14:49

Con. Extract Vol.: 10(mL) | Dilution Factor: 10

Injection Volume: 1(uL) | GC Column: CLP-1 (0.53mm) ID: 0.53(mm)

% Moisture: 24.8 | GPC Cleanup:(Y/N) N

Analysis Batch No.: 342126 | Units: ug/Kg

CAS NO.	COMPOUND NAME	RESULT	Q	RL	MDL
12674-11-2	Aroclor-1016	280	U	640	280
11104-28-2	Aroclor-1221	310	U	640	310
11141-16-5	Aroclor-1232	290	U	640	290
53469-21-9	Aroclor-1242	240	U	640	240
12672-29-6	Aroclor-1248	310	U	640	310
11097-69-1	Aroclor-1254	290	U	640	290
11096-82-5	Aroclor-1260	7100		640	280
37324-23-5	Aroclor-1262	400	U	640	400
11100-14-4	Aroclor-1268	290	U	640	290

CAS NO.	SURROGATE	%REC	Q	LIMITS
877-09-8	Tetrachloro-m-xylene	73		14-128
2051-24-3	DCB Decachlorobiphenyl	658	X	10-132

FORM I
PCBS ORGANICS ANALYSIS DATA SHEET

Lab Name: TestAmerica Canton | Job No.: 240-100018-1

SDG No.:

Client Sample ID: CPP-SB-1835-0.5-1.0 | Lab Sample ID: 240-100018-53

Matrix: Solid | Lab File ID: P12082332.D

Analysis Method: 8082A | Date Collected: 08/16/2018 13:25

Extraction Method: 3540C | Date Extracted: 08/21/2018 11:13

Sample wt/vol: 9.81(g) | Date Analyzed: 08/23/2018 15:09

Con. Extract Vol.: 10(mL) | Dilution Factor: 1

Injection Volume: 1(uL) | GC Column: CLP-1 (0.53mm) ID: 0.53(mm)

% Moisture: 12.8 | GPC Cleanup:(Y/N) N

Analysis Batch No.: 342126 | Units: ug/Kg

CAS NO.	COMPOUND NAME	RESULT	Q	RL	MDL
12674-11-2	Aroclor-1016	26	U	58	26
11104-28-2	Aroclor-1221	28	U	58	28
11141-16-5	Aroclor-1232	27	U	58	27
53469-21-9	Aroclor-1242	22	U	58	22
12672-29-6	Aroclor-1248	28	U	58	28
11097-69-1	Aroclor-1254	27	U	58	27
11096-82-5	Aroclor-1260	340		58	26
37324-23-5	Aroclor-1262	36	U	58	36
11100-14-4	Aroclor-1268	27	U	58	27

CAS NO.	SURROGATE	%REC	Q	LIMITS
877-09-8	Tetrachloro-m-xylene	64		14-128
2051-24-3	DCB Decachlorobiphenyl	91		10-132

FORM I
PCBS ORGANICS ANALYSIS DATA SHEET

Lab Name: TestAmerica Canton | Job No.: 240-100018-1

SDG No.:

Client Sample ID: CPP-SB-1836-0.0-0.5 | Lab Sample ID: 240-100018-55

Matrix: Solid | Lab File ID: P12082333.D

Analysis Method: 8082A | Date Collected: 08/16/2018 13:36

Extraction Method: 3540C | Date Extracted: 08/21/2018 11:13

Sample wt/vol: 9.69(g) | Date Analyzed: 08/23/2018 15:28

Con. Extract Vol.: 10(mL) | Dilution Factor: 10

Injection Volume: 1(uL) | GC Column: CLP-1 (0.53mm) ID: 0.53(mm)

% Moisture: 20.1 | GPC Cleanup:(Y/N) N

Analysis Batch No.: 342126 | Units: ug/Kg

CAS NO.	COMPOUND NAME	RESULT	Q	RL	MDL
12674-11-2	Aroclor-1016	280	U	650	280
11104-28-2	Aroclor-1221	310	U	650	310
11141-16-5	Aroclor-1232	300	U	650	300
53469-21-9	Aroclor-1242	250	U	650	250
12672-29-6	Aroclor-1248	310	U	650	310
11097-69-1	Aroclor-1254	300	U	650	300
11096-82-5	Aroclor-1260	6900		650	280
37324-23-5	Aroclor-1262	400	U	650	400
11100-14-4	Aroclor-1268	300	U	650	300

CAS NO.	SURROGATE	%REC	Q	LIMITS
877-09-8	Tetrachloro-m-xylene	77		14-128
2051-24-3	DCB Decachlorobiphenyl	490	X	10-132

FORM I
PCBS ORGANICS ANALYSIS DATA SHEET

Lab Name: TestAmerica Canton | Job No.: 240-100018-1

SDG No.:

Client Sample ID: CPP-SB-1836-0.5-1.0 | Lab Sample ID: 240-100018-56

Matrix: Solid | Lab File ID: P12082334.D

Analysis Method: 8082A | Date Collected: 08/16/2018 13:37

Extraction Method: 3540C | Date Extracted: 08/21/2018 11:13

Sample wt/vol: 10.11(g) | Date Analyzed: 08/23/2018 15:48

Con. Extract Vol.: 10(mL) | Dilution Factor: 1

Injection Volume: 1(uL) | GC Column: CLP-1 (0.53mm) ID: 0.53(mm)

% Moisture: 12.1 | GPC Cleanup:(Y/N) N

Analysis Batch No.: 342126 | Units: ug/Kg

CAS NO.	COMPOUND NAME	RESULT	Q	RL	MDL
12674-11-2	Aroclor-1016	25	U	56	25
11104-28-2	Aroclor-1221	27	U	56	27
11141-16-5	Aroclor-1232	26	U	56	26
53469-21-9	Aroclor-1242	21	U	56	21
12672-29-6	Aroclor-1248	27	U	56	27
11097-69-1	Aroclor-1254	26	U	56	26
11096-82-5	Aroclor-1260	150		56	25
37324-23-5	Aroclor-1262	35	U	56	35
11100-14-4	Aroclor-1268	26	U	56	26

CAS NO.	SURROGATE	%REC	Q	LIMITS
877-09-8	Tetrachloro-m-xylene	63		14-128
2051-24-3	DCB Decachlorobiphenyl	61	p	10-132

FORM I
PCBS ORGANICS ANALYSIS DATA SHEET

Lab Name: TestAmerica Canton | Job No.: 240-100018-1

SDG No.:

Client Sample ID: CPP-SB-1837-0.0-0.5 | Lab Sample ID: 240-100018-58

Matrix: Solid | Lab File ID: P12082335.D

Analysis Method: 8082A | Date Collected: 08/16/2018 13:46

Extraction Method: 3540C | Date Extracted: 08/21/2018 11:13

Sample wt/vol: 10.47(g) | Date Analyzed: 08/23/2018 16:07

Con. Extract Vol.: 10(mL) | Dilution Factor: 1

Injection Volume: 1(uL) | GC Column: CLP-1 (0.53mm) ID: 0.53(mm)

% Moisture: 24.7 | GPC Cleanup:(Y/N) N

Analysis Batch No.: 342126 | Units: ug/Kg

CAS NO.	COMPOUND NAME	RESULT	Q	RL	MDL
12674-11-2	Aroclor-1016	28	U	63	28
11104-28-2	Aroclor-1221	30	U	63	30
11141-16-5	Aroclor-1232	29	U	63	29
53469-21-9	Aroclor-1242	24	U	63	24
12672-29-6	Aroclor-1248	30	U	63	30
11097-69-1	Aroclor-1254	29	U	63	29
11096-82-5	Aroclor-1260	690		63	28
37324-23-5	Aroclor-1262	39	U	63	39
11100-14-4	Aroclor-1268	29	U	63	29

CAS NO.	SURROGATE	%REC	Q	LIMITS
877-09-8	Tetrachloro-m-xylene	72		14-128
2051-24-3	DCB Decachlorobiphenyl	152	X	10-132

FORM I
PCBS ORGANICS ANALYSIS DATA SHEET

Lab Name: TestAmerica Canton | Job No.: 240-100018-1

SDG No.:

Client Sample ID: CPP-SB-1837-0.5-1.0 | Lab Sample ID: 240-100018-59

Matrix: Solid | Lab File ID: P12082344.D

Analysis Method: 8082A | Date Collected: 08/16/2018 13:47

Extraction Method: 3540C | Date Extracted: 08/21/2018 13:59

Sample wt/vol: 10.35(g) | Date Analyzed: 08/23/2018 19:03

Con. Extract Vol.: 10(mL) | Dilution Factor: 1

Injection Volume: 1(uL) | GC Column: CLP-1 (0.53mm) ID: 0.53(mm)

% Moisture: 14.5 | GPC Cleanup:(Y/N) N

Analysis Batch No.: 342277 | Units: ug/Kg

CAS NO.	COMPOUND NAME	RESULT	Q	RL	MDL
12674-11-2	Aroclor-1016	25	U	56	25
11104-28-2	Aroclor-1221	27	U	56	27
11141-16-5	Aroclor-1232	26	U	56	26
53469-21-9	Aroclor-1242	21	U	56	21
12672-29-6	Aroclor-1248	27	U	56	27
11097-69-1	Aroclor-1254	26	U	56	26
11096-82-5	Aroclor-1260	42	J	56	25
37324-23-5	Aroclor-1262	35	U	56	35
11100-14-4	Aroclor-1268	26	U	56	26

CAS NO.	SURROGATE	%REC	Q	LIMITS
877-09-8	Tetrachloro-m-xylene	63		14-128
2051-24-3	DCB Decachlorobiphenyl	70		10-132

FORM I
PCBS ORGANICS ANALYSIS DATA SHEET

Lab Name: TestAmerica Canton | Job No.: 240-100018-1

SDG No.:

Client Sample ID: CPP-SB-1838-0.0-0.5 | Lab Sample ID: 240-100018-61

Matrix: Solid | Lab File ID: P12082345.D

Analysis Method: 8082A | Date Collected: 08/16/2018 14:00

Extraction Method: 3540C | Date Extracted: 08/21/2018 13:59

Sample wt/vol: 10.14(g) | Date Analyzed: 08/23/2018 19:23

Con. Extract Vol.: 10(mL) | Dilution Factor: 5

Injection Volume: 1(uL) | GC Column: CLP-1 (0.53mm) ID: 0.53(mm)

% Moisture: 23.4 | GPC Cleanup:(Y/N) N

Analysis Batch No.: 342277 | Units: ug/Kg

CAS NO.	COMPOUND NAME	RESULT	Q	RL	MDL
12674-11-2	Aroclor-1016	140	U	320	140
11104-28-2	Aroclor-1221	150	U	320	150
11141-16-5	Aroclor-1232	150	U	320	150
53469-21-9	Aroclor-1242	120	U	320	120
12672-29-6	Aroclor-1248	150	U	320	150
11097-69-1	Aroclor-1254	150	U	320	150
11096-82-5	Aroclor-1260	2100	F1	320	140
37324-23-5	Aroclor-1262	200	U	320	200
11100-14-4	Aroclor-1268	150	U	320	150

CAS NO.	SURROGATE	%REC	Q	LIMITS
877-09-8	Tetrachloro-m-xylene	73		14-128
2051-24-3	DCB Decachlorobiphenyl	346	X	10-132

FORM I
PCBS ORGANICS ANALYSIS DATA SHEET

Lab Name: TestAmerica Canton | Job No.: 240-100018-1

SDG No.:

Client Sample ID: CPP-SB-1838-0.5-1.0 | Lab Sample ID: 240-100018-62

Matrix: Solid | Lab File ID: P12082348.D

Analysis Method: 8082A | Date Collected: 08/16/2018 14:01

Extraction Method: 3540C | Date Extracted: 08/21/2018 13:59

Sample wt/vol: 9.60(g) | Date Analyzed: 08/23/2018 20:21

Con. Extract Vol.: 10(mL) | Dilution Factor: 1

Injection Volume: 1(uL) | GC Column: CLP-1 (0.53mm) ID: 0.53(mm)

% Moisture: 11.7 | GPC Cleanup:(Y/N) N

Analysis Batch No.: 342277 | Units: ug/Kg

CAS NO.	COMPOUND NAME	RESULT	Q	RL	MDL
12674-11-2	Aroclor-1016	26	U	59	26
11104-28-2	Aroclor-1221	28	U	59	28
11141-16-5	Aroclor-1232	27	U	59	27
53469-21-9	Aroclor-1242	22	U	59	22
12672-29-6	Aroclor-1248	28	U	59	28
11097-69-1	Aroclor-1254	27	U	59	27
11096-82-5	Aroclor-1260	140		59	26
37324-23-5	Aroclor-1262	37	U	59	37
11100-14-4	Aroclor-1268	27	U	59	27

CAS NO.	SURROGATE	%REC	Q	LIMITS
877-09-8	Tetrachloro-m-xylene	63		14-128
2051-24-3	DCB Decachlorobiphenyl	92		10-132

FORM I
PCBS ORGANICS ANALYSIS DATA SHEET

Lab Name: TestAmerica Canton | Job No.: 240-100018-1

SDG No.:

Client Sample ID: CPP-SB-1839-0.0-0.5 | Lab Sample ID: 240-100018-64

Matrix: Solid | Lab File ID: P12082349.D

Analysis Method: 8082A | Date Collected: 08/16/2018 14:11

Extraction Method: 3540C | Date Extracted: 08/21/2018 13:59

Sample wt/vol: 10.00(g) | Date Analyzed: 08/23/2018 20:41

Con. Extract Vol.: 10(mL) | Dilution Factor: 5

Injection Volume: 1(uL) | GC Column: CLP-1 (0.53mm) ID: 0.53(mm)

% Moisture: 25.6 | GPC Cleanup:(Y/N) N

Analysis Batch No.: 342277 | Units: ug/Kg

CAS NO.	COMPOUND NAME	RESULT	Q	RL	MDL
12674-11-2	Aroclor-1016	150	U	340	150
11104-28-2	Aroclor-1221	160	U	340	160
11141-16-5	Aroclor-1232	150	U	340	150
53469-21-9	Aroclor-1242	130	U	340	130
12672-29-6	Aroclor-1248	160	U	340	160
11097-69-1	Aroclor-1254	150	U	340	150
11096-82-5	Aroclor-1260	2900		340	150
37324-23-5	Aroclor-1262	210	U	340	210
11100-14-4	Aroclor-1268	150	U	340	150

CAS NO.	SURROGATE	%REC	Q	LIMITS
877-09-8	Tetrachloro-m-xylene	79		14-128
2051-24-3	DCB Decachlorobiphenyl	285	X	10-132

FORM I
PCBS ORGANICS ANALYSIS DATA SHEET

Lab Name: TestAmerica Canton | Job No.: 240-100018-1

SDG No.:

Client Sample ID: CPP-SB-1839-0.5-1.0 | Lab Sample ID: 240-100018-65

Matrix: Solid | Lab File ID: P12082350.D

Analysis Method: 8082A | Date Collected: 08/16/2018 14:12

Extraction Method: 3540C | Date Extracted: 08/21/2018 13:59

Sample wt/vol: 10.39(g) | Date Analyzed: 08/23/2018 21:00

Con. Extract Vol.: 10(mL) | Dilution Factor: 1

Injection Volume: 1(uL) | GC Column: CLP-1 (0.53mm) ID: 0.53(mm)

% Moisture: 12.8 | GPC Cleanup:(Y/N) N

Analysis Batch No.: 342277 | Units: ug/Kg

CAS NO.	COMPOUND NAME	RESULT	Q	RL	MDL
12674-11-2	Aroclor-1016	24	U	55	24
11104-28-2	Aroclor-1221	27	U	55	27
11141-16-5	Aroclor-1232	25	U	55	25
53469-21-9	Aroclor-1242	21	U	55	21
12672-29-6	Aroclor-1248	27	U	55	27
11097-69-1	Aroclor-1254	25	U	55	25
11096-82-5	Aroclor-1260	110		55	24
37324-23-5	Aroclor-1262	34	U	55	34
11100-14-4	Aroclor-1268	25	U	55	25

CAS NO.	SURROGATE	%REC	Q	LIMITS
877-09-8	Tetrachloro-m-xylene	53		14-128
2051-24-3	DCB Decachlorobiphenyl	56	p	10-132

FORM I
PCBS ORGANICS ANALYSIS DATA SHEET

Lab Name: TestAmerica Canton | Job No.: 240-100018-1

SDG No.:

Client Sample ID: CPP-SB-1840-0.0-0.5 | Lab Sample ID: 240-100018-67

Matrix: Solid | Lab File ID: P12082351.D

Analysis Method: 8082A | Date Collected: 08/16/2018 14:22

Extraction Method: 3540C | Date Extracted: 08/21/2018 13:59

Sample wt/vol: 10.15(g) | Date Analyzed: 08/23/2018 21:20

Con. Extract Vol.: 10(mL) | Dilution Factor: 5

Injection Volume: 1(uL) | GC Column: CLP-1 (0.53mm) ID: 0.53(mm)

% Moisture: 19.7 | GPC Cleanup:(Y/N) N

Analysis Batch No.: 342277 | Units: ug/Kg

CAS NO.	COMPOUND NAME	RESULT	Q	RL	MDL
12674-11-2	Aroclor-1016	130	U	310	130
11104-28-2	Aroclor-1221	150	U	310	150
11141-16-5	Aroclor-1232	140	U	310	140
53469-21-9	Aroclor-1242	120	U	310	120
12672-29-6	Aroclor-1248	150	U	310	150
11097-69-1	Aroclor-1254	140	U	310	140
11096-82-5	Aroclor-1260	3200		310	130
37324-23-5	Aroclor-1262	190	U	310	190
11100-14-4	Aroclor-1268	140	U	310	140

CAS NO.	SURROGATE	%REC	Q	LIMITS
877-09-8	Tetrachloro-m-xylene	82		14-128
2051-24-3	DCB Decachlorobiphenyl	326	X	10-132

FORM I
PCBS ORGANICS ANALYSIS DATA SHEET

Lab Name: TestAmerica Canton | Job No.: 240-100018-1

SDG No.:

Client Sample ID: CPP-SB-1840-0.5-1.0 | Lab Sample ID: 240-100018-68

Matrix: Solid | Lab File ID: P12082352.D

Analysis Method: 8082A | Date Collected: 08/16/2018 14:23

Extraction Method: 3540C | Date Extracted: 08/21/2018 13:59

Sample wt/vol: 10.38(g) | Date Analyzed: 08/23/2018 21:39

Con. Extract Vol.: 10(mL) | Dilution Factor: 1

Injection Volume: 1(uL) | GC Column: CLP-1 (0.53mm) ID: 0.53(mm)

% Moisture: 17.7 | GPC Cleanup:(Y/N) N

Analysis Batch No.: 342277 | Units: ug/Kg

CAS NO.	COMPOUND NAME	RESULT	Q	RL	MDL
12674-11-2	Aroclor-1016	26	U	58	26
11104-28-2	Aroclor-1221	28	U	58	28
11141-16-5	Aroclor-1232	27	U	58	27
53469-21-9	Aroclor-1242	22	U	58	22
12672-29-6	Aroclor-1248	28	U	58	28
11097-69-1	Aroclor-1254	27	U	58	27
11096-82-5	Aroclor-1260	32	J	58	26
37324-23-5	Aroclor-1262	36	U	58	36
11100-14-4	Aroclor-1268	27	U	58	27

CAS NO.	SURROGATE	%REC	Q	LIMITS
877-09-8	Tetrachloro-m-xylene	62		14-128
2051-24-3	DCB Decachlorobiphenyl	65	p	10-132

FORM I
PCBS ORGANICS ANALYSIS DATA SHEET

Lab Name: TestAmerica Canton | Job No.: 240-100018-1

SDG No.:

Client Sample ID: CPP-SB-1841-0.0-0.5 | Lab Sample ID: 240-100018-70

Matrix: Solid | Lab File ID: P12082353.D

Analysis Method: 8082A | Date Collected: 08/16/2018 14:35

Extraction Method: 3540C | Date Extracted: 08/21/2018 13:59

Sample wt/vol: 10.42(g) | Date Analyzed: 08/23/2018 21:59

Con. Extract Vol.: 10(mL) | Dilution Factor: 5

Injection Volume: 1(uL) | GC Column: CLP-1 (0.53mm) ID: 0.53(mm)

% Moisture: 17.7 | GPC Cleanup:(Y/N) N

Analysis Batch No.: 342277 | Units: ug/Kg

CAS NO.	COMPOUND NAME	RESULT	Q	RL	MDL
12674-11-2	Aroclor-1016	130	U	290	130
11104-28-2	Aroclor-1221	140	U	290	140
11141-16-5	Aroclor-1232	130	U	290	130
53469-21-9	Aroclor-1242	110	U	290	110
12672-29-6	Aroclor-1248	140	U	290	140
11097-69-1	Aroclor-1254	130	U	290	130
11096-82-5	Aroclor-1260	2600		290	130
37324-23-5	Aroclor-1262	180	U	290	180
11100-14-4	Aroclor-1268	130	U	290	130

CAS NO.	SURROGATE	%REC	Q	LIMITS
877-09-8	Tetrachloro-m-xylene	79		14-128
2051-24-3	DCB Decachlorobiphenyl	355	X	10-132

FORM I
PCBS ORGANICS ANALYSIS DATA SHEET

Lab Name: TestAmerica Canton | Job No.: 240-100018-1

SDG No.:

Client Sample ID: CPP-SB-1841-0.5-1.0 | Lab Sample ID: 240-100018-71

Matrix: Solid | Lab File ID: P12082354.D

Analysis Method: 8082A | Date Collected: 08/16/2018 14:36

Extraction Method: 3540C | Date Extracted: 08/21/2018 13:59

Sample wt/vol: 9.97(g) | Date Analyzed: 08/23/2018 22:18

Con. Extract Vol.: 10(mL) | Dilution Factor: 1

Injection Volume: 1(uL) | GC Column: CLP-1 (0.53mm) ID: 0.53(mm)

% Moisture: 11.8 | GPC Cleanup:(Y/N) N

Analysis Batch No.: 342277 | Units: ug/Kg

CAS NO.	COMPOUND NAME	RESULT	Q	RL	MDL
12674-11-2	Aroclor-1016	25	U	57	25
11104-28-2	Aroclor-1221	27	U	57	27
11141-16-5	Aroclor-1232	26	U	57	26
53469-21-9	Aroclor-1242	22	U	57	22
12672-29-6	Aroclor-1248	27	U	57	27
11097-69-1	Aroclor-1254	26	U	57	26
11096-82-5	Aroclor-1260	28	J	57	25
37324-23-5	Aroclor-1262	35	U	57	35
11100-14-4	Aroclor-1268	26	U	57	26

CAS NO.	SURROGATE	%REC	Q	LIMITS
877-09-8	Tetrachloro-m-xylene	61		14-128
2051-24-3	DCB Decachlorobiphenyl	62	p	10-132

FORM I
PCBS ORGANICS ANALYSIS DATA SHEET

Lab Name: TestAmerica Canton | Job No.: 240-100018-1

SDG No.:

Client Sample ID: CPP-SB-1842-0.0-0.5 | Lab Sample ID: 240-100018-73

Matrix: Solid | Lab File ID: P12082355.D

Analysis Method: 8082A | Date Collected: 08/16/2018 14:47

Extraction Method: 3540C | Date Extracted: 08/21/2018 13:59

Sample wt/vol: 10.16(g) | Date Analyzed: 08/23/2018 22:38

Con. Extract Vol.: 10(mL) | Dilution Factor: 5

Injection Volume: 1(uL) | GC Column: CLP-1 (0.53mm) ID: 0.53(mm)

% Moisture: 20.0 | GPC Cleanup:(Y/N) N

Analysis Batch No.: 342277 | Units: ug/Kg

CAS NO.	COMPOUND NAME	RESULT	Q	RL	MDL
12674-11-2	Aroclor-1016	140	U	310	140
11104-28-2	Aroclor-1221	150	U	310	150
11141-16-5	Aroclor-1232	140	U	310	140
53469-21-9	Aroclor-1242	120	U	310	120
12672-29-6	Aroclor-1248	150	U	310	150
11097-69-1	Aroclor-1254	140	U	310	140
11096-82-5	Aroclor-1260	4500		310	140
37324-23-5	Aroclor-1262	190	U	310	190
11100-14-4	Aroclor-1268	140	U	310	140

CAS NO.	SURROGATE	%REC	Q	LIMITS
877-09-8	Tetrachloro-m-xylene	86		14-128
2051-24-3	DCB Decachlorobiphenyl	115		10-132

FORM I
PCBS ORGANICS ANALYSIS DATA SHEET

Lab Name: TestAmerica Canton | Job No.: 240-100018-1

SDG No.:

Client Sample ID: CPP-SB-1842-0.5-1.0 | Lab Sample ID: 240-100018-74

Matrix: Solid | Lab File ID: P12082356.D

Analysis Method: 8082A | Date Collected: 08/16/2018 14:48

Extraction Method: 3540C | Date Extracted: 08/21/2018 13:59

Sample wt/vol: 10.39(g) | Date Analyzed: 08/23/2018 22:57

Con. Extract Vol.: 10(mL) | Dilution Factor: 1

Injection Volume: 1(uL) | GC Column: CLP-1 (0.53mm) ID: 0.53(mm)

% Moisture: 11.6 | GPC Cleanup:(Y/N) N

Analysis Batch No.: 342277 | Units: ug/Kg

CAS NO.	COMPOUND NAME	RESULT	Q	RL	MDL
12674-11-2	Aroclor-1016	24	U	54	24
11104-28-2	Aroclor-1221	26	U	54	26
11141-16-5	Aroclor-1232	25	U	54	25
53469-21-9	Aroclor-1242	21	U	54	21
12672-29-6	Aroclor-1248	26	U	54	26
11097-69-1	Aroclor-1254	25	U	54	25
11096-82-5	Aroclor-1260	120		54	24
37324-23-5	Aroclor-1262	34	U	54	34
11100-14-4	Aroclor-1268	25	U	54	25

CAS NO.	SURROGATE	%REC	Q	LIMITS
877-09-8	Tetrachloro-m-xylene	61		14-128
2051-24-3	DCB Decachlorobiphenyl	69	p	10-132

FORM I
PCBS ORGANICS ANALYSIS DATA SHEET

Lab Name: TestAmerica Canton | Job No.: 240-100018-1

SDG No.:

Client Sample ID: CPP-SB-1843-0.0-0.5 | Lab Sample ID: 240-100018-76

Matrix: Solid | Lab File ID: P12082357.D

Analysis Method: 8082A | Date Collected: 08/16/2018 14:58

Extraction Method: 3540C | Date Extracted: 08/21/2018 13:59

Sample wt/vol: 9.89(g) | Date Analyzed: 08/23/2018 23:17

Con. Extract Vol.: 10(mL) | Dilution Factor: 10

Injection Volume: 1(uL) | GC Column: CLP-1 (0.53mm) ID: 0.53(mm)

% Moisture: 41.5 | GPC Cleanup:(Y/N) N

Analysis Batch No.: 342277 | Units: ug/Kg

CAS NO.	COMPOUND NAME	RESULT	Q	RL	MDL
12674-11-2	Aroclor-1016	380	U	860	380
11104-28-2	Aroclor-1221	410	U	860	410
11141-16-5	Aroclor-1232	400	U	860	400
53469-21-9	Aroclor-1242	330	U	860	330
12672-29-6	Aroclor-1248	410	U	860	410
11097-69-1	Aroclor-1254	400	U	860	400
11096-82-5	Aroclor-1260	12000		860	380
37324-23-5	Aroclor-1262	540	U	860	540
11100-14-4	Aroclor-1268	400	U	860	400

CAS NO.	SURROGATE	%REC	Q	LIMITS
877-09-8	Tetrachloro-m-xylene	82		14-128
2051-24-3	DCB Decachlorobiphenyl	407	X	10-132

FORM I
PCBS ORGANICS ANALYSIS DATA SHEET

Lab Name: TestAmerica Canton | Job No.: 240-100018-1

SDG No.:

Client Sample ID: CPP-SB-1843-0.5-1.0 | Lab Sample ID: 240-100018-77

Matrix: Solid | Lab File ID: P12082358.D

Analysis Method: 8082A | Date Collected: 08/16/2018 14:59

Extraction Method: 3540C | Date Extracted: 08/21/2018 13:59

Sample wt/vol: 10.19(g) | Date Analyzed: 08/23/2018 23:36

Con. Extract Vol.: 10(mL) | Dilution Factor: 1

Injection Volume: 1(uL) | GC Column: CLP-1 (0.53mm) ID: 0.53(mm)

% Moisture: 11.3 | GPC Cleanup:(Y/N) N

Analysis Batch No.: 342277 | Units: ug/Kg

CAS NO.	COMPOUND NAME	RESULT	Q	RL	MDL
12674-11-2	Aroclor-1016	24	U	55	24
11104-28-2	Aroclor-1221	27	U	55	27
11141-16-5	Aroclor-1232	25	U	55	25
53469-21-9	Aroclor-1242	21	U	55	21
12672-29-6	Aroclor-1248	27	U	55	27
11097-69-1	Aroclor-1254	25	U	55	25
11096-82-5	Aroclor-1260	24	J	55	24
37324-23-5	Aroclor-1262	34	U	55	34
11100-14-4	Aroclor-1268	25	U	55	25

CAS NO.	SURROGATE	%REC	Q	LIMITS
877-09-8	Tetrachloro-m-xylene	57		14-128
2051-24-3	DCB Decachlorobiphenyl	59	p	10-132

FORM I
PCBS ORGANICS ANALYSIS DATA SHEET

Lab Name: TestAmerica Canton | Job No.: 240-100018-1

SDG No.:

Client Sample ID: CPP-SB-1844-0.0-0.5 | Lab Sample ID: 240-100018-79

Matrix: Solid | Lab File ID: P12082359.D

Analysis Method: 8082A | Date Collected: 08/16/2018 15:07

Extraction Method: 3540C | Date Extracted: 08/21/2018 13:59

Sample wt/vol: 10.44(g) | Date Analyzed: 08/23/2018 23:56

Con. Extract Vol.: 10(mL) | Dilution Factor: 10

Injection Volume: 1(uL) | GC Column: CLP-1 (0.53mm) ID: 0.53(mm)

% Moisture: 15.2 | GPC Cleanup:(Y/N) N

Analysis Batch No.: 342277 | Units: ug/Kg

CAS NO.	COMPOUND NAME	RESULT	Q	RL	MDL
12674-11-2	Aroclor-1016	250	U	560	250
11104-28-2	Aroclor-1221	270	U	560	270
11141-16-5	Aroclor-1232	260	U	560	260
53469-21-9	Aroclor-1242	210	U	560	210
12672-29-6	Aroclor-1248	270	U	560	270
11097-69-1	Aroclor-1254	260	U	560	260
11096-82-5	Aroclor-1260	9000		560	250
37324-23-5	Aroclor-1262	350	U	560	350
11100-14-4	Aroclor-1268	260	U	560	260

CAS NO.	SURROGATE	%REC	Q	LIMITS
877-09-8	Tetrachloro-m-xylene	83		14-128
2051-24-3	DCB Decachlorobiphenyl	603	X	10-132

FORM I
PCBS ORGANICS ANALYSIS DATA SHEET

Lab Name: TestAmerica Canton | Job No.: 240-100018-1

SDG No.:

Client Sample ID: CPP-SB-1844-0.5-1.0 | Lab Sample ID: 240-100018-80

Matrix: Solid | Lab File ID: P12082360.D

Analysis Method: 8082A | Date Collected: 08/16/2018 15:08

Extraction Method: 3540C | Date Extracted: 08/21/2018 13:59

Sample wt/vol: 9.53(g) | Date Analyzed: 08/24/2018 00:15

Con. Extract Vol.: 10(mL) | Dilution Factor: 1

Injection Volume: 1(uL) | GC Column: CLP-1 (0.53mm) ID: 0.53(mm)

% Moisture: 11.4 | GPC Cleanup:(Y/N) N

Analysis Batch No.: 342277 | Units: ug/Kg

CAS NO.	COMPOUND NAME	RESULT	Q	RL	MDL
12674-11-2	Aroclor-1016	26	U	59	26
11104-28-2	Aroclor-1221	28	U	59	28
11141-16-5	Aroclor-1232	27	U	59	27
53469-21-9	Aroclor-1242	22	U	59	22
12672-29-6	Aroclor-1248	28	U	59	28
11097-69-1	Aroclor-1254	27	U	59	27
11096-82-5	Aroclor-1260	60		59	26
37324-23-5	Aroclor-1262	37	U	59	37
11100-14-4	Aroclor-1268	27	U	59	27

CAS NO.	SURROGATE	%REC	Q	LIMITS
877-09-8	Tetrachloro-m-xylene	65		14-128
2051-24-3	DCB Decachlorobiphenyl	67	p	10-132

FORM I
PCBS ORGANICS ANALYSIS DATA SHEET

Lab Name: TestAmerica Canton | Job No.: 240-100018-1

SDG No.:

Client Sample ID: CPP-SB-1845-0.0-0.5 | Lab Sample ID: 240-100018-82

Matrix: Solid | Lab File ID: P12082364.D

Analysis Method: 8082A | Date Collected: 08/16/2018 15:20

Extraction Method: 3540C | Date Extracted: 08/21/2018 13:59

Sample wt/vol: 9.84(g) | Date Analyzed: 08/24/2018 01:33

Con. Extract Vol.: 10(mL) | Dilution Factor: 1

Injection Volume: 1(uL) | GC Column: CLP-1 (0.53mm) ID: 0.53(mm)

% Moisture: 13.9 | GPC Cleanup:(Y/N) N

Analysis Batch No.: 342277 | Units: ug/Kg

CAS NO.	COMPOUND NAME	RESULT	Q	RL	MDL
12674-11-2	Aroclor-1016	26	U	59	26
11104-28-2	Aroclor-1221	28	U	59	28
11141-16-5	Aroclor-1232	27	U	59	27
53469-21-9	Aroclor-1242	22	U	59	22
12672-29-6	Aroclor-1248	28	U	59	28
11097-69-1	Aroclor-1254	27	U	59	27
11096-82-5	Aroclor-1260	420		59	26
37324-23-5	Aroclor-1262	37	U	59	37
11100-14-4	Aroclor-1268	27	U	59	27

CAS NO.	SURROGATE	%REC	Q	LIMITS
877-09-8	Tetrachloro-m-xylene	66		14-128
2051-24-3	DCB Decachlorobiphenyl	75	p	10-132

FORM I
PCBS ORGANICS ANALYSIS DATA SHEET

Lab Name: TestAmerica Canton | Job No.: 240-100018-1

SDG No.:

Client Sample ID: CPP-SB-1845-0.5-1.0 | Lab Sample ID: 240-100018-83

Matrix: Solid | Lab File ID: P12082365.D

Analysis Method: 8082A | Date Collected: 08/16/2018 15:21

Extraction Method: 3540C | Date Extracted: 08/21/2018 13:59

Sample wt/vol: 9.72(g) | Date Analyzed: 08/24/2018 01:53

Con. Extract Vol.: 10(mL) | Dilution Factor: 1

Injection Volume: 1(uL) | GC Column: CLP-1 (0.53mm) ID: 0.53(mm)

% Moisture: 9.4 | GPC Cleanup:(Y/N) N

Analysis Batch No.: 342277 | Units: ug/Kg

CAS NO.	COMPOUND NAME	RESULT	Q	RL	MDL
12674-11-2	Aroclor-1016	25	U	57	25
11104-28-2	Aroclor-1221	27	U	57	27
11141-16-5	Aroclor-1232	26	U	57	26
53469-21-9	Aroclor-1242	22	U	57	22
12672-29-6	Aroclor-1248	27	U	57	27
11097-69-1	Aroclor-1254	26	U	57	26
11096-82-5	Aroclor-1260	160		57	25
37324-23-5	Aroclor-1262	35	U	57	35
11100-14-4	Aroclor-1268	26	U	57	26

CAS NO.	SURROGATE	%REC	Q	LIMITS
877-09-8	Tetrachloro-m-xylene	56		14-128
2051-24-3	DCB Decachlorobiphenyl	133	X	10-132

FORM I
PCBS ORGANICS ANALYSIS DATA SHEET

Lab Name: TestAmerica Canton | Job No.: 240-100018-1

SDG No.:

Client Sample ID: CPP-SB-1846-0.0-0.5 | Lab Sample ID: 240-100018-85

Matrix: Solid | Lab File ID: P12082366.D

Analysis Method: 8082A | Date Collected: 08/16/2018 15:30

Extraction Method: 3540C | Date Extracted: 08/21/2018 13:59

Sample wt/vol: 10.07(g) | Date Analyzed: 08/24/2018 02:12

Con. Extract Vol.: 10(mL) | Dilution Factor: 1

Injection Volume: 1(uL) | GC Column: CLP-1 (0.53mm) ID: 0.53(mm)

% Moisture: 37.2 | GPC Cleanup:(Y/N) N

Analysis Batch No.: 342277 | Units: ug/Kg

CAS NO.	COMPOUND NAME	RESULT	Q	RL	MDL
12674-11-2	Aroclor-1016	35	U	79	35
11104-28-2	Aroclor-1221	38	U	79	38
11141-16-5	Aroclor-1232	36	U	79	36
53469-21-9	Aroclor-1242	30	U	79	30
12672-29-6	Aroclor-1248	38	U	79	38
11097-69-1	Aroclor-1254	36	U	79	36
11096-82-5	Aroclor-1260	1000	p	79	35
37324-23-5	Aroclor-1262	49	U	79	49
11100-14-4	Aroclor-1268	36	U	79	36

CAS NO.	SURROGATE	%REC	Q	LIMITS
877-09-8	Tetrachloro-m-xylene	53		14-128
2051-24-3	DCB Decachlorobiphenyl	72		10-132

FORM I
PCBS ORGANICS ANALYSIS DATA SHEET

Lab Name: TestAmerica Canton | Job No.: 240-100018-1

SDG No.:

Client Sample ID: CPP-SB-1846-0.5-1.0 | Lab Sample ID: 240-100018-86

Matrix: Solid | Lab File ID: P12082367.D

Analysis Method: 8082A | Date Collected: 08/16/2018 15:31

Extraction Method: 3540C | Date Extracted: 08/21/2018 13:59

Sample wt/vol: 10.45(g) | Date Analyzed: 08/24/2018 02:32

Con. Extract Vol.: 10(mL) | Dilution Factor: 1

Injection Volume: 1(uL) | GC Column: CLP-1 (0.53mm) ID: 0.53(mm)

% Moisture: 12.9 | GPC Cleanup:(Y/N) N

Analysis Batch No.: 342277 | Units: ug/Kg

CAS NO.	COMPOUND NAME	RESULT	Q	RL	MDL
12674-11-2	Aroclor-1016	24	U	55	24
11104-28-2	Aroclor-1221	26	U	55	26
11141-16-5	Aroclor-1232	25	U	55	25
53469-21-9	Aroclor-1242	21	U	55	21
12672-29-6	Aroclor-1248	26	U	55	26
11097-69-1	Aroclor-1254	25	U	55	25
11096-82-5	Aroclor-1260	24	U	55	24
37324-23-5	Aroclor-1262	34	U	55	34
11100-14-4	Aroclor-1268	25	U	55	25

CAS NO.	SURROGATE	%REC	Q	LIMITS
877-09-8	Tetrachloro-m-xylene	61		14-128
2051-24-3	DCB Decachlorobiphenyl	82		10-132

FORM I
PCBS ORGANICS ANALYSIS DATA SHEET

Lab Name: TestAmerica Canton | Job No.: 240-100018-1

SDG No.:

Client Sample ID: CPP-SB-1847-0.0-0.5 | Lab Sample ID: 240-100018-88

Matrix: Solid | Lab File ID: P12082368.D

Analysis Method: 8082A | Date Collected: 08/16/2018 15:40

Extraction Method: 3540C | Date Extracted: 08/21/2018 13:59

Sample wt/vol: 10.36(g) | Date Analyzed: 08/24/2018 02:51

Con. Extract Vol.: 10(mL) | Dilution Factor: 1

Injection Volume: 1(uL) | GC Column: CLP-1 (0.53mm) ID: 0.53(mm)

% Moisture: 19.8 | GPC Cleanup:(Y/N) N

Analysis Batch No.: 342277 | Units: ug/Kg

CAS NO.	COMPOUND NAME	RESULT	Q	RL	MDL
12674-11-2	Aroclor-1016	26	U	60	26
11104-28-2	Aroclor-1221	29	U	60	29
11141-16-5	Aroclor-1232	28	U	60	28
53469-21-9	Aroclor-1242	23	U	60	23
12672-29-6	Aroclor-1248	29	U	60	29
11097-69-1	Aroclor-1254	28	U	60	28
11096-82-5	Aroclor-1260	300		60	26
37324-23-5	Aroclor-1262	37	U	60	37
11100-14-4	Aroclor-1268	28	U	60	28

CAS NO.	SURROGATE	%REC	Q	LIMITS
877-09-8	Tetrachloro-m-xylene	62		14-128
2051-24-3	DCB Decachlorobiphenyl	93		10-132

FORM I
PCBS ORGANICS ANALYSIS DATA SHEET

Lab Name: TestAmerica Canton | Job No.: 240-100018-1

SDG No.:

Client Sample ID: CPP-SB-1847-0.5-1.0 | Lab Sample ID: 240-100018-89

Matrix: Solid | Lab File ID: P10082311.D

Analysis Method: 8082A | Date Collected: 08/16/2018 15:41

Extraction Method: 3540C | Date Extracted: 08/21/2018 11:46

Sample wt/vol: 10.01(g) | Date Analyzed: 08/23/2018 07:41

Con. Extract Vol.: 10(mL) | Dilution Factor: 1

Injection Volume: 1(uL) | GC Column: CLP-2 (0.53mm) ID: 0.53(mm)

% Moisture: 11.1 | GPC Cleanup:(Y/N) N

Analysis Batch No.: 342123 | Units: ug/Kg

CAS NO.	COMPOUND NAME	RESULT	Q	RL	MDL
12674-11-2	Aroclor-1016	25	U	56	25
11104-28-2	Aroclor-1221	27	U	56	27
11141-16-5	Aroclor-1232	26	U	56	26
53469-21-9	Aroclor-1242	21	U	56	21
12672-29-6	Aroclor-1248	27	U	56	27
11097-69-1	Aroclor-1254	26	U	56	26
11096-82-5	Aroclor-1260	25	U	56	25
37324-23-5	Aroclor-1262	35	U	56	35
11100-14-4	Aroclor-1268	26	U	56	26

CAS NO.	SURROGATE	%REC	Q	LIMITS
877-09-8	Tetrachloro-m-xylene	70		14-128
2051-24-3	DCB Decachlorobiphenyl	69		10-132

FORM I
PCBS ORGANICS ANALYSIS DATA SHEET

Lab Name: TestAmerica Canton | Job No.: 240-100018-1

SDG No.:

Client Sample ID: CPP-DUP-01-081618 | Lab Sample ID: 240-100018-91

Matrix: Solid | Lab File ID: P10082312.D

Analysis Method: 8082A | Date Collected: 08/16/2018 00:00

Extraction Method: 3540C | Date Extracted: 08/21/2018 11:46

Sample wt/vol: 10.15(g) | Date Analyzed: 08/23/2018 08:00

Con. Extract Vol.: 10(mL) | Dilution Factor: 1

Injection Volume: 1(uL) | GC Column: CLP-2 (0.53mm) ID: 0.53(mm)

% Moisture: 16.8 | GPC Cleanup:(Y/N) N

Analysis Batch No.: 342123 | Units: ug/Kg

CAS NO.	COMPOUND NAME	RESULT	Q	RL	MDL
12674-11-2	Aroclor-1016	26	U	59	26
11104-28-2	Aroclor-1221	28	U	59	28
11141-16-5	Aroclor-1232	27	U	59	27
53469-21-9	Aroclor-1242	22	U	59	22
12672-29-6	Aroclor-1248	28	U	59	28
11097-69-1	Aroclor-1254	27	U	59	27
11096-82-5	Aroclor-1260	210		59	26
37324-23-5	Aroclor-1262	37	U	59	37
11100-14-4	Aroclor-1268	27	U	59	27

CAS NO.	SURROGATE	%REC	Q	LIMITS
877-09-8	Tetrachloro-m-xylene	77		14-128
2051-24-3	DCB Decachlorobiphenyl	71		10-132

FORM I
PCBS ORGANICS ANALYSIS DATA SHEET

Lab Name: TestAmerica Canton | Job No.: 240-100018-1

SDG No.:

Client Sample ID: CPP-DUP-02-081618 | Lab Sample ID: 240-100018-92

Matrix: Solid | Lab File ID: P10082313.D

Analysis Method: 8082A | Date Collected: 08/16/2018 00:00

Extraction Method: 3540C | Date Extracted: 08/21/2018 11:46

Sample wt/vol: 10.03(g) | Date Analyzed: 08/23/2018 08:18

Con. Extract Vol.: 10(mL) | Dilution Factor: 5

Injection Volume: 1(uL) | GC Column: CLP-2 (0.53mm) ID: 0.53(mm)

% Moisture: 24.0 | GPC Cleanup:(Y/N) N

Analysis Batch No.: 342123 | Units: ug/Kg

CAS NO.	COMPOUND NAME	RESULT	Q	RL	MDL
12674-11-2	Aroclor-1016	140	U	330	140
11104-28-2	Aroclor-1221	160	U	330	160
11141-16-5	Aroclor-1232	150	U	330	150
53469-21-9	Aroclor-1242	120	U	330	120
12672-29-6	Aroclor-1248	160	U	330	160
11097-69-1	Aroclor-1254	150	U	330	150
11096-82-5	Aroclor-1260	2900		330	140
37324-23-5	Aroclor-1262	200	U	330	200
11100-14-4	Aroclor-1268	150	U	330	150

CAS NO.	SURROGATE	%REC	Q	LIMITS
877-09-8	Tetrachloro-m-xylene	75		14-128
2051-24-3	DCB Decachlorobiphenyl	111		10-132

FORM I
PCBS ORGANICS ANALYSIS DATA SHEET

Lab Name: TestAmerica Canton | Job No.: 240-100018-1

SDG No.:

Client Sample ID: CPP-DUP-03-081618 | Lab Sample ID: 240-100018-93

Matrix: Solid | Lab File ID: P10082314.D

Analysis Method: 8082A | Date Collected: 08/16/2018 00:00

Extraction Method: 3540C | Date Extracted: 08/21/2018 11:46

Sample wt/vol: 10.20(g) | Date Analyzed: 08/23/2018 08:37

Con. Extract Vol.: 10(mL) | Dilution Factor: 1

Injection Volume: 1(uL) | GC Column: CLP-2 (0.53mm) ID: 0.53(mm)

% Moisture: 14.8 | GPC Cleanup:(Y/N) N

Analysis Batch No.: 342123 | Units: ug/Kg

CAS NO.	COMPOUND NAME	RESULT	Q	RL	MDL
12674-11-2	Aroclor-1016	25	U	58	25
11104-28-2	Aroclor-1221	28	U	58	28
11141-16-5	Aroclor-1232	26	U	58	26
53469-21-9	Aroclor-1242	22	U	58	22
12672-29-6	Aroclor-1248	28	U	58	28
11097-69-1	Aroclor-1254	26	U	58	26
11096-82-5	Aroclor-1260	36	J	58	25
37324-23-5	Aroclor-1262	36	U	58	36
11100-14-4	Aroclor-1268	26	U	58	26

CAS NO.	SURROGATE	%REC	Q	LIMITS
877-09-8	Tetrachloro-m-xylene	79		14-128
2051-24-3	DCB Decachlorobiphenyl	82		10-132

FORM I
PCBS ORGANICS ANALYSIS DATA SHEET

Lab Name: TestAmerica Canton | Job No.: 240-100018-1

SDG No.:

Client Sample ID: CPP-DUP-04-081618 | Lab Sample ID: 240-100018-94

Matrix: Solid | Lab File ID: P10082315.D

Analysis Method: 8082A | Date Collected: 08/16/2018 00:00

Extraction Method: 3540C | Date Extracted: 08/21/2018 11:46

Sample wt/vol: 10.07(g) | Date Analyzed: 08/23/2018 08:56

Con. Extract Vol.: 10(mL) | Dilution Factor: 1

Injection Volume: 1(uL) | GC Column: CLP-2 (0.53mm) ID: 0.53(mm)

% Moisture: 18.4 | GPC Cleanup:(Y/N) N

Analysis Batch No.: 342123 | Units: ug/Kg

CAS NO.	COMPOUND NAME	RESULT	Q	RL	MDL
12674-11-2	Aroclor-1016	27	U	61	27
11104-28-2	Aroclor-1221	29	U	61	29
11141-16-5	Aroclor-1232	28	U	61	28
53469-21-9	Aroclor-1242	23	U	61	23
12672-29-6	Aroclor-1248	29	U	61	29
11097-69-1	Aroclor-1254	28	U	61	28
11096-82-5	Aroclor-1260	240		61	27
37324-23-5	Aroclor-1262	38	U	61	38
11100-14-4	Aroclor-1268	28	U	61	28

CAS NO.	SURROGATE	%REC	Q	LIMITS
877-09-8	Tetrachloro-m-xylene	73		14-128
2051-24-3	DCB Decachlorobiphenyl	67		10-132

Appendix C

Support Documentation

ANALYTE	ORIGINAL 1828-0.5-1.0	DUPLICATE DUP-01	RL	RPD	RPD > 50% Soil	ORIGINAL SAMPLE CONC >2xRL	DUPLICATE SAMPLE CONC >2xRL	DIFFERENCE >2XRL
Aroclor-1260	2200	210	320	165.15	TRUE	TRUE	FALSE	TRUE

ANALYTE	ORIGINAL 1831-0.0-0.5	DUPLICATE DUP-02	RL	RPD	RPD > 50% Soil	ORIGINAL SAMPLE CONC >2xRL	DUPLICATE SAMPLE CONC >2xRL	DIFFERENCE >2XRL
Aroclor-1260	3000	2900	320	3.39	FALSE	TRUE	TRUE	FALSE

ANALYTE	ORIGINAL 1837-0.5-1.0	DUPLICATE DUP-03	RL	RPD	RPD > 50% Soil	ORIGINAL SAMPLE CONC >2xRL	DUPLICATE SAMPLE CONC >2xRL	DIFFERENCE >2XRL
Aroclor-1260	42	36	56	15.38	FALSE	FALSE	FALSE	FALSE

ANALYTE	ORIGINAL 1847-0.0-0.5	DUPLICATE DUP-04	RL	RPD	RPD > 50% Soil	ORIGINAL SAMPLE CONC >2xRL	DUPLICATE SAMPLE CONC >2xRL	DIFFERENCE >2XRL
Aroclor-1260	300	240	60	22.22	FALSE	TRUE	TRUE	FALSE

1.6/C1.6
3.2/C3.2

5862

North Canton
4101 Shuffel Street, N. W.
North Canton, OH 44720
phone 330.497.9396 fax 330.497.0772

Chain of Custody Record

TestAmerica
THE LEADER IN ENVIRONMENTAL TESTING

TestAmerica Laboratories, Inc.

Client Contact	Project Manager: Mike Martin	Site Contact: Josh Mullis	Date: 8/16/18	COC No:
Tetra Tech	Tel/Fax: 301-528-3022	Lab Contact: John McFadden	Carrier: Fedex	1 of 3 COCs
20251 Century Blvd, Suite 200	Analysis Turnaround Time			Job No.
Germantown, MD 20874	Calendar (C) or Work Days (W)			
(301) 528-3022 Phone	TAT if different from Below: STANDARD 21 day			SDG No.
(301) 528-3000 FAX	☐ 2 weeks			
Project Name: MRC CPP Median PCB Inv.	☐ 1 week			
Site: MRC Chesapeake Park Plaza	☐ 2 days			Sampler: MULLIS
Project # 112IC07533.19	☐ 1 day			

240-100018 Chain of Custody

Sample Identification	Sample Date	Sample Time	Sample Type	Matrix	# of Cont.	Filtered Sample	PCBs (8082A)	Sample Specific Notes:
CPP-SB-1818-0.0-0.5	8/16/18	0855	SOIL	Solid	1		x	
CPP-SB-1818-0.5-1.0		0856	SOIL	Solid	1		x	
CPP-SB-1818-1-2		0857	SOIL	Solid	1		x	**HOLD PENDING ANALYSIS
CPP-SB-1819-0.0-0.5		0905	SOIL	Solid	1		x	
CPP-SB-1819-0.5-1.0		0906	SOIL	Solid	1		x	
CPP-SB-1819-1-2		0907	SOIL	Solid	1		x	**HOLD PENDING ANALYSIS
CPP-SB-1820-0.0-0.5		0920	SOIL	Solid	1		x	
CPP-SB-1820-0.5-1.0		0921	SOIL	Solid	1		x	
CPP-SB-1820-1-2		0922	SOIL	Solid	1		x	**HOLD PENDING ANALYSIS
CPP-SB-1821-0.0-0.5		0935	SOIL	Solid	1		x	
CPP-SB-1821-0.5-1.0		0936	SOIL	Solid	1		x	
CPP-SB-1821-1-2		0937	SOIL	Solid	1		x	**HOLD PENDING ANALYSIS
CPP-SB-1822-0.0-0.5		0950	SOIL	Solid	1		x	
CPP-SB-1822-0.5-1.0		0951	SOIL	Solid	1		x	
CPP-SB-1822-1-2	↓	0952	SOIL	Solid	1		x	**HOLD PENDING ANALYSIS

180325

BALTIMORE

Preservation Used: 1= Ice, 2= HCl; 3= H_2SO_4; 4=HNO_3; 5=NaOH; 6= Other _____

Possible Hazard Identification
☒ Non-Hazard ☐ Flammable ☐ Skin Irritant Poison B ☐ Unknown ☐

Sample Disposal (A fee may be assessed if samples are retained longer than 1 month)
☐ Return To Client ☒ Disposal By Lab ☐ Archive For _____ Months

Special Instructions/QC Requirements & Comments: **HOLD ALL "1-2" DEPTH SAMPLES UNTIL SHALLOW SAMPLES HAVE BEEN ANALYZED

	Company	Date/Time		Company	Date/Time
Relinquished by:	Tetra Tech Inc	8/16/18 1625	Received by:	TA	8/16/18 16:55
Relinquished by:	TA	8/16/18 1720	Received by:	TAE	8/17/18 9:20
Relinquished by:			Received by:		

Form No. CA-C-WI-002, Rev. 2, dated 03/06/2012

North Canton
4101 Shuffel Street, N. W.

North Canton, OH 44720
phone 330.497.9396 fax 330.497.0772

Chain of Custody Record

TestAmerica
THE LEADER IN ENVIRONMENTAL TESTING

TestAmerica Laboratories, Inc.

Client Contact	Project Manager: Mike Martin	Site Contact: Josh Mullis	Date: 8/16/18	COC No:
Tetra Tech	Tel/Fax: 301-528-3022	Lab Contact: John McFadden	Carrier: Fedex	2 of 3 COCs
20251 Century Blvd, Suite 200	Analysis Turnaround Time			Job No.:
Germantown, MD 20874	Calendar (C) or Work Days (W)			
(301) 528-3022 Phone	TAT if different from Below STANDARD 21 day			SDG No.:
(301) 528-3000 FAX	☐ 2 weeks			
Project Name: MRC CPP Median PCB Inv.	☐ 1 week			Sampler: MULLIS
Site: MRC Chesapeake Park Plaza	☐ 2 days			
Project # 112IC07533.19	☐ 1 day			

Sample Identification	Sample Date	Sample Time	Sample Type	Matrix	# of Cont.	Filtered Sample	PCBs (8082A)	Sample Specific Notes
CPP-SB-1823-0.0-0.5	8/16/18	1008	SOIL	Solid	1		X	
CPP-SB-1823-0.5-1.0		1009	SOIL	Solid	1		X	
CPP-SB-1823-1-2		1010	SOIL	Solid	1		X	**HOLD PENDING ANALYSIS
CPP-SB-1824-0.0-0.5		1019	SOIL	Solid	1		X	
CPP-SB-1824-0.5-1.0		1020	SOIL	Solid	1		X	
CPP-SB-1824-1-2		1021	SOIL	Solid	1		X	**HOLD PENDING ANALYSIS
CPP-SB-1825-0.0-0.5		1035	SOIL	Solid	1		X	
CPP-SB-1825-0.5-1.0		1036	SOIL	Solid	1		X	
CPP-SB-1825-1-2		1037	SOIL	Solid	1		X	**HOLD PENDING ANALYSIS
CPP-SB-1826-0.0-0.5		1050	SOIL	Solid	1		X	
CPP-SB-1826-0.5-1.0		1051	SOIL	Solid	1		X	
CPP-SB-1826-1-2		1052	SOIL	Solid	1		X	**HOLD PENDING ANALYSIS
CPP-SB-1827-0.0-0.5		1106	SOIL	Solid	1		X	
CPP-SB-1827-0.5-1.0		1107	SOIL	Solid	1		X	
CPP-SB-1827-1-2		1108	SOIL	Solid	1		X	**HOLD PENDING ANALYSIS

180325

BALTIMORE

Preservation Used: 1= Ice, 2= HCl; 3= H2SO4; 4=HNO3; 5=NaOH; 6= Other

Possible Hazard Identification
☐ Non-Hazard ☐ Flammable ☐ Skin Irritant Poison B ☐ Unknown ☐

Sample Disposal (A fee may be assessed if samples are retained longer than 1 month)
☐ Return To Client ☐ Disposal By Lab ☐ Archive For _____ Months

Special Instructions/QC Requirements & Comments: **HOLD ALL "1-2" DEPTH SAMPLES UNTIL SHALLOW SAMPLES HAVE BEEN ANALYZED

Relinquished by:	Company:	Date/Time:	Received by:	Company:	Date/Time:
	Tetra Tech Inc	8/16/18 1625		TA	8/16/18 1655
Relinquished by:	Company:	Date/Time:	Received by:	Company:	Date/Time:
	TA	8/16/18 1724		TAC	8/17/18 9:20
Relinquished by:	Company:	Date/Time:	Received by:	Company:	Date/Time:

Form No. CA-C-WI-002, Rev. 2, dated 03/06/2012

North Canton
4101 Shuffel Street, N. W.
North Canton, OH 44720
phone 330.497.9396 fax 330.497.0772

Chain of Custody Record

TestAmerica
THE LEADER IN ENVIRONMENTAL TESTING

TestAmerica Laboratories, Inc.

Client Contact	Project Manager: Mike Martin	Site Contact: Josh Mullis	Date: 8/16/18	COC No:
Tetra Tech	Tel/Fax: 301-528-3022	Lab Contact: John McFadden	Carrier: Fedex	3 of 3 COCs
20251 Century Blvd, Suite 200	Analysis Turnaround Time			Job No.
Germantown, MD 20874	Calendar (C) or Work Days (W)			
(301) 528-3022 Phone	TAT if different from Below: STANDARD 21 day			SDG No.
(301) 528-3000 FAX	☐ 2 weeks			
Project Name: MRC CPP Median PCB Inv.	☐ 1 week			Sampler: MULLIS
Site: MRC Chesapeake Park Plaza	☐ 2 days			
Project # 112IC07533.19	☐ 1 day			

Sample Identification	Sample Date	Sample Time	Sample Type	Matrix	# of Cont.	Filtered Sample	PCBs (8082A)	Sample Specific Notes:
CPP-SB-1828-0.0-0.5	8/16/18	1125	SOIL	Solid	1		X	
CPP-SB-1828-0.5-1.0		1126	SOIL	Solid	1		X	
CPP-SB-1828-1-2		1127	SOIL	Solid	1		X	**HOLD PENDING ANALYSIS
CPP-SB-1829-0.0-0.5		1141	SOIL	Solid	1		X	
CPP-SB-1829-0.5-1.0		1142	SOIL	Solid	1		X	
CPP-SB-1829-1-2		1143	SOIL	Solid	1		X	**HOLD PENDING ANALYSIS
CPP-SB-1830-0.0-0.5		1152	SOIL	Solid	1		X	
CPP-SB-1830-0.5-1.0		1153	SOIL	Solid	1		X	
CPP-SB-1830-1-2		1154	SOIL	Solid	1		X	**HOLD PENDING ANALYSIS
CPP-SB-1831-0.0-0.5		1206	SOIL	Solid	1		X	
CPP-SB-1831-0.5-1.0		1207	SOIL	Solid	1		X	
CPP-SB-1831-1-2		1208	SOIL	Solid	1		X	**HOLD PENDING ANALYSIS
CPP-SB-1832-0.0-0.5		1219	SOIL	Solid	1		X	
CPP-SB-1832-0.5-1.0		1220	SOIL	Solid	1		X	
CPP-SB-1832-1-2		1221	SOIL	Solid	1		X	**HOLD PENDING ANALYSIS

Preservation Used: 1= Ice, 2= HCl; 3= H2SO4; 4=HNO3; 5=NaOH; 6= Other _____

Possible Hazard Identification
☐ Non-Hazard ☐ Flammable ☐ Skin Irritant Poison B ☐ Unknown ☐

Sample Disposal (A fee may be assessed if samples are retained longer than 1 month)
☐ Return To Client ☐ Disposal By Lab ☐ Archive For _____ Months

Special Instructions/QC Requirements & Comments: **HOLD ALL "1-2" DEPTH SAMPLES UNTIL SHALLOW SAMPLES HAVE BEEN ANALYZED

Relinquished by	Company	Date/Time	Received by	Company	Date/Time
	Tetra Tech Fac	8/16/18 1623		TA	8/16/18 1655
Relinquished by	Company	Date/Time	Received by	Company	Date/Time
	TA	8/16/18 1724		TSE	8/17/18 9:20
Relinquished by	Company	Date/Time	Received by	Company	Date/Time

Form No. CA-C-WI-002, Rev. 2, dated 03/06/2012

North Canton
4101 Shuffel Street, N. W.
North Canton, OH 44720
phone 330.497.9396 fax 330.497.0772

Chain of Custody Record

TestAmerica
THE LEADER IN ENVIRONMENTAL TESTING

TestAmerica Laboratories, Inc.

Client Contact	Project Manager: Mike Martin	Site Contact: Josh Mullis	Date: 8/16/18	COC No:
Tetra Tech	Tel/Fax: 301-528-3022	Lab Contact: John McFadden	Carrier: Fedex	4 of 7 COCs
20251 Century Blvd, Suite 200	Analysis Turnaround Time			Job No.
Germantown, MD 20874	Calendar (C) or Work Days (W)			
(301) 528-3022 Phone	TAT if different from Below STANDARD 21 day			
(301) 526-3000 FAX	☐ 2 weeks			SDG No.
Project Name: MRC CPP Median PCB Inv.	☐ 1 week			
Site: MRC Chesapeake Park Plaza	☐ 2 days			
Project # 112IC07533.19	☐ 1 day			Sampler: MULLIS

Sample Identification	Sample Date	Sample Time	Sample Type	Matrix	# of Cont.	Filtered Sample	PCBs (8082A)	Sample Specific Notes:
CPP-SB-1833-0.0-0.5	8/16/18	1300	SOIL	Solid	1		X	
CPP-SB-1833-0.5-1.0		1301	SOIL	Solid	1		X	
CPP-SB-1833-1-2		1302	SOIL	Solid	1		X	**HOLD PENDING ANALYSIS
CPP-SB-1834-0.0-0.5		1314	SOIL	Solid	1		X	
CPP-SB-1834-0.5-1.0		1315	SOIL	Solid	1		X	
CPP-SB-1834-1-2		1316	SOIL	Solid	1		X	**HOLD PENDING ANALYSIS
CPP-SB-1835-0.0-0.5		1324	SOIL	Solid	1		X	
CPP-SB-1835-0.5-1.0		1325	SOIL	Solid	1		X	
CPP-SB-1835-1-2		1326	SOIL	Solid	1		X	**HOLD PENDING ANALYSIS
CPP-SB-1836-0.0-0.5		1336	SOIL	Solid	1		X	
CPP-SB-1836-0.5-1.0		1337	SOIL	Solid	1		X	
CPP-SB-1836-1-2		1338	SOIL	Solid	1		X	**HOLD PENDING ANALYSIS
CPP-SB-1837-0.0-0.5		1346	SOIL	Solid	1		X	
CPP-SB-1837-0.5-1.0		1347	SOIL	Solid	1		X	
CPP-SB-1837-1-2		1348	SOIL	Solid	1		X	**HOLD PENDING ANALYSIS

1300-1

BALTIMORE

Preservation Used: 1= Ice, 2= HCl; 3= H2SO4; 4=HNO3; 5=NaOH; 6= Other _____

1

Possible Hazard Identification
☒ Non-Hazard ☐ Flammable ☐ Skin Irritant ☐ Poison B ☐ Unknown ☐

Sample Disposal (A fee may be assessed if samples are retained longer than 1 month)
☐ Return To Client ☒ Disposal By Lab ☐ Archive For _____ Months

Special Instructions/QC Requirements & Comments: **HOLD ALL "1-2" DEPTH SAMPLES UNTIL SHALLOW SAMPLES HAVE BEEN ANALYZED

	Company	Date/Time		Company	Date/Time
Relinquished by:	Tetra Tech Inc	8/16/18 1625	Received by:		8/16/18 1655
Relinquished by:		8/16/18 2021	Received by:	FEDEX TAC	8/17/18 9:20
Relinquished by:			Received by:		

Form No. CA-C-WI-002, Rev. 2, dated 03/06/2012

North Canton
4101 Shuffel Street, N. W.
North Canton, OH 44720
phone 330.497.9396 fax 330.497.0772

Chain of Custody Record

TestAmerica
THE LEADER IN ENVIRONMENTAL TESTING

TestAmerica Laboratories, Inc.

Client Contact	Project Manager: Mike Martin	Site Contact: Josh Mullis	Date: 8/16/18	COC No:
Tetra Tech	Tel/Fax: 301-528-3022	Lab Contact: John McFadden	Carrier: Fedex	5 of 7 COCs
20251 Century Blvd, Suite 200	**Analysis Turnaround Time**			Job No.
Germantown, MD 20874	Calendar (C) or Work Days (W) _____			
(301) 528-3022 Phone	TAT if different from Below STANDARD 21 day			
(301) 528-3000 FAX	☐ 2 weeks			SDG No.
Project Name: MRC CPP Median PCB Inv.	☐ 1 week			
Site: MRC Chesapeake Park Plaza	☐ 2 days			
Project # 112IC07533.19	☐ 1 day			Sampler: MULLIS

Sample Identification	Sample Date	Sample Time	Sample Type	Matrix	# of Cont.	Filtered Sample	PCBs (8082A)	Sample Specific Notes:
CPP-SB-1838-0.0-0.5	8/16/18	1400	SOIL	Solid	1		x	
CPP-SB-1838-0.5-1.0		1401	SOIL	Solid	1		x	
CPP-SB-1838-1-2		1402	SOIL	Solid	1		x	**HOLD PENDING ANALYSIS
CPP-SB-1839-0.0-0.5		1411	SOIL	Solid	1		x	
CPP-SB-1839-0.5-1.0		1412	SOIL	Solid	1		x	
CPP-SB-1839-1-2		1413	SOIL	Solid	1		x	**HOLD PENDING ANALYSIS
CPP-SB-1840-0.0-0.5		1422	SOIL	Solid	1		x	
CPP-SB-1840-0.5-1.0		1423	SOIL	Solid	1		x	
CPP-SB-1840-1-2		1424	SOIL	Solid	1		x	**HOLD PENDING ANALYSIS
CPP-SB-1841-0.0-0.5		1435	SOIL	Solid	1		x	
CPP-SB-1841-0.5-1.0		1436	SOIL	Solid	1		x	
CPP-SB-1841-1-2		1437	SOIL	Solid	1		x	**HOLD PENDING ANALYSIS
CPP-SB-1842-0.0-0.5		1447	SOIL	Solid	1		x	
CPP-SB-1842-0.5-1.0		1448	SOIL	Solid	1		x	
CPP-SB-1842-1-2		1449	SOIL	Solid	1		x	**HOLD PENDING ANALYSIS

180325
BALTIMORE

Preservation Used: 1= Ice, 2= HCl; 3= H2SO4; 4=HNO3; 5=NaOH; 6= Other _____

Possible Hazard Identification
☐ Non-Hazard ☐ Flammable ☐ Skin Irritant Poison B ☐ Unknown ☐

Sample Disposal (A fee may be assessed if samples are retained longer than 1 month)
☐ Return To Client ☐ Disposal By Lab ☐ Archive For _____ Months

Special Instructions/QC Requirements & Comments: **HOLD ALL "1-2" DEPTH SAMPLES UNTIL SHALLOW SAMPLES HAVE BEEN ANALYZED

Relinquished by:	Company:	Date/Time:	Received by:	Company:	Date/Time:
	Tetra Tech	8/16/18 1625		TA	8/16/18 1655
Relinquished by:	Company:	Date/Time:	Received by:	Company:	Date/Time:
	TA	8/16/18 1721		TAE	8/17/18 9:20
Relinquished by:	Company:	Date/Time:	Received by:	Company:	Date/Time:

North Canton
4101 Shuffel Street, N. W.

North Canton, OH 44720
phone 330.497.9396 fax 330.497.0772

Chain of Custody Record

TestAmerica
THE LEADER IN ENVIRONMENTAL TESTING

TestAmerica Laboratories, Inc.

Client Contact	Project Manager: Mike Martin	Site Contact: Josh Mullis	Date: 8/16/18	COC No:
Tetra Tech	Tel/Fax: 301-528-3022	Lab Contact: John McFadden	Carrier: Fedex	6 of 7 COCs
20251 Century Blvd, Suite 200	Analysis Turnaround Time			Job No.
Germantown, MD 20874	Calendar (C) or Work Days (W)			
(301) 528-3022 Phone	TAT if different from Below: STANDARD 21 day			SDG No.
(301) 528-3000 FAX	☐ 2 weeks			
Project Name: MRC CPP Median PCB Inv.	☐ 1 week			Sampler: MULLIS
Site: MRC Chesapeake Park Plaza	☐ 2 days			
Project # 112IC07533.19	☐ 1 day			

Sample Identification	Sample Date	Sample Time	Sample Type	Matrix	# of Cont.	Filtered Sample	PCBs (8082A)	Sample Specific Notes
CPP-SB-1843-0.0-0.5	8/16/18	1458	SOIL	Solid	1		X	
CPP-SB-1843-0.5-1.0		1459	SOIL	Solid	1		X	
CPP-SB-1843-1-2		1503	SOIL	Solid	1		X	**HOLD PENDING ANALYSIS
CPP-SB-1844-0.0-0.5		1507	SOIL	Solid	1		X	
CPP-SB-1844-0.5-1.0		1508	SOIL	Solid	1		X	
CPP-SB-1844-1-2		1509	SOIL	Solid	1		X	**HOLD PENDING ANALYSIS
CPP-SB-1845-0.0-0.5		1520	SOIL	Solid	1		X	
CPP-SB-1845-0.5-1.0		1521	SOIL	Solid	1		X	
CPP-SB-1845-1-2		1522	SOIL	Solid	1		X	**HOLD PENDING ANALYSIS
CPP-SB-1846-0.0-0.5		1530	SOIL	Solid	1		X	
CPP-SB-1846-0.5-1.0		1531	SOIL	Solid	1		X	
CPP-SB-1846-1-2		1532	SOIL	Solid	1		X	**HOLD PENDING ANALYSIS
CPP-SB-1847-0.0-0.5		1540	SOIL	Solid	1		X	
CPP-SB-1847-0.5-1.0		1541	SOIL	Solid	1		X	
CPP-SB-1847-1-2		1542	SOIL	Solid	1		X	**HOLD PENDING ANALYSIS

180325

BALTIMORE

Preservation Used: 1= Ice, 2= HCl; 3= H2SO4; 4=HNO3; 5=NaOH; 6= Other _____

1

Possible Hazard Identification
☒ Non-Hazard ☐ Flammable ☐ Skin Irritant ☐ Poison B ☐ Unknown ☐

Sample Disposal (A fee may be assessed if samples are retained longer than 1 month)
☐ Return To Client ☒ Disposal By Lab ☐ Archive For _____ Months

Special Instructions/QC Requirements & Comments: **HOLD ALL "1-2" DEPTH SAMPLES UNTIL SHALLOW SAMPLES HAVE BEEN ANALYZED

	Company	Date/Time		Company	Date/Time
Relinquished by:	Tetra Tech Inc	8/16/18 1645	Received by:	TA	8/16/18 1655
Relinquished by:	TA	8/16/18 17:21	Received by:	TALE	8/17/18 9:20
Relinquished by:	Company:	Date/Time:	Received by:	Company:	Date/Time:

Form No. CA-C-WI-002, Rev. 2, dated 03/06/2012

North Canton
4101 Shuffel Street, N. W

North Canton, OH 44720
phone 330.497.9396 fax 330.497.0772

Chain of Custody Record

TestAmerica
THE LEADER IN ENVIRONMENTAL TESTING

TestAmerica Laboratories, Inc.

Client Contact	Project Manager: Mike Martin	Site Contact: Josh Mullis	Date: 8/16/18	COC No.
Tetra Tech	Tel/Fax: 301-528-3022	Lab Contact: John McFadden	Carrier: Fedex	7 of 7 COCs
20251 Century Blvd, Suite 200	Analysis Turnaround Time			Job No.
Germantown, MD 20874	Calendar (C) or Work Days (W)			
(301) 528-3022 Phone	TAT if different from Below STANDARD 21 day			
(301) 528-3000 FAX	☐ 2 weeks			SDG No.
Project Name: MRC CPP Median PCB Inv.	☐ 1 week			
Site: MRC Chesapeake Park Plaza	☐ 2 days			
Project # 112IC07533.19	☐ 1 day			Sampler: MULLIS

Sample Identification	Sample Date	Sample Time	Sample Type	Matrix	# of Cont.	Filtered Sample	PCBs (8082A)	Sample Specific Notes
CPP-DUP-01-081618	8/16/18	0000	SOIL	Solid	1		x	
CPP-DUP-02-081618		0000	SOIL	Solid	1		x	
CPP-DUP-03-081618		0000	SOIL	Solid	1		x	
CPP-DUP-04-081618		0000	SOIL	Solid	1		x	
			SOIL	Solid	1		x	
			SOIL	Solid	1		x	
			SOIL	Solid	1		x	
	8/16/18		SOIL	Solid	1		x	
			SOIL	Solid	1		x	
			SOIL	Solid	1		x	
			SOIL	Solid	1		x	
			SOIL	Solid	1		x	
			SOIL	Solid	1		x	
			SOIL	Solid	1		x	
			SOIL	Solid	1		x	
							1	

180325
BALTIMORE

Preservation Used: 1= Ice, 2= HCl; 3= H2SO4; 4=HNO3; 5=NaOH; 6= Other _____

Possible Hazard Identification
☒ Non-Hazard ☐ Flammable ☐ Skin Irritant Poison B ☐ Unknown ☐

Sample Disposal (A fee may be assessed if samples are retained longer than 1 month)
☐ Return To Client ☒ Disposal By Lab ☐ Archive For _____ Months

Special Instructions/QC Requirements & Comments:

Relinquished by:	Company:	Date/Time:	Received by:	Company:	Date/Time:
[signature]	Tetra Tech Inc	8/16/18 1625	[signature]	[signature]	8/16/18 1655
[signature]	8/16/18 1720	8/16/18 1721	[signature]	[signature]	8/17/18 9:20

Form No. CA-C-WI-002, Rev. 2, dated 03/06/2012

TestAmerica Canton Sample Receipt Form/Narrative **Login # :** _____
Canton Facility

Client Tetra Tech Site Name _____ Cooler unpacked by: Bill Brown

Cooler Received on 8/17/18 Opened on 8/17/18

FedEx: 1st Grd (Exp) UPS FAS Clipper Client Drop Off TestAmerica Courier Other _____

Receipt After-hours: Drop-off Date/Time Storage Location

TestAmerica Cooler # Canton Foam Box Client Cooler Box Other _____

Packing material used: (Bubble Wrap) Foam (Plastic Bag) None Other _____

COOLANT: (Wet Ice) Blue Ice Dry Ice Water None

1. Cooler temperature upon receipt ☑ See Multiple Cooler Form
   IR GUN# IR-8 (CF **+0** °C) Observed Cooler Temp._____°C Corrected Cooler Temp._____°C
   IR GUN #36 (CF **-0.3**°C) Observed Cooler Temp._____°C Corrected Cooler Temp._____°C
2. Were tamper/custody seals on the outside of the cooler(s)? If Yes Quantity 1 (Yes) No
   -Were the seals on the outside of the cooler(s) signed & dated? (Yes) No NA
   -Were tamper/custody seals on the bottle(s) or bottle kits (LLHg/MeHg)? Yes (No)
   -Were tamper/custody seals intact and uncompromised? (Yes) No NA
3. Shippers' packing slip attached to the cooler(s)? (Yes) No
4. Did custody papers accompany the sample(s)? (Yes) No
5. Were the custody papers relinquished & signed in the appropriate place? (Yes) No
6. Was/were the person(s) who collected the samples clearly identified on the COC? (Yes) No
7. Did all bottles arrive in good condition (Unbroken)? (Yes) No
8. Could all bottle labels be reconciled with the COC? (Yes) No
9. Were correct bottle(s) used for the test(s) indicated? (Yes) No
10. Sufficient quantity received to perform indicated analyses? (Yes) No
11. Are these work share samples? Yes (No)
    If yes, Questions 12-16 have been checked at the originating laboratory.
12. Were all preserved sample(s) at the correct pH upon receipt? Yes No (NA) pH Strip Lot# **HC849161**
13. Were VOAs on the COC? Yes (No)
14. Were air bubbles >6 mm in any VOA vials? ● ⬅ Larger than this. Yes No (NA)
15. Was a VOA trip blank present in the cooler(s)? Trip Blank Lot #_____ Yes (No)
16. Was a LL Hg or Me Hg trip blank present? _____ Yes (No)

Tests that are not checked for pH by Receiving:
VOAs
Oil and Grease
TOC

Contacted PM _____ Date _____ by _____ via Verbal Voice Mail Other

Concerning _____

17. CHAIN OF CUSTODY & SAMPLE DISCREPANCIES Samples processed by:

18. SAMPLE CONDITION

Sample(s) _____ were received after the recommended holding time had expired.
Sample(s) _____ were received in a broken container.
Sample(s) _____ were received with bubble >6 mm in diameter. (Notify PM)

19. SAMPLE PRESERVATION

Sample(s) _____ were further preserved in the laboratory.
Time preserved: _____ Preservative(s) added/Lot number(s): _____

CASE NARRATIVE

Client: Tetra Tech, Inc.

Project: MRC Chesapeake Park Plaza

Report Number: 240-100018-1

With the exceptions noted as flags or footnotes, standard analytical protocols were followed in the analysis of the samples and no problems were encountered or anomalies observed. In addition all laboratory quality control samples were within established control limits, with any exceptions noted below. Each sample was analyzed to achieve the lowest possible reporting limit within the constraints of the method. In some cases, due to interference or analytes present at high concentrations, samples were diluted. For diluted samples, the reporting limits are adjusted relative to the dilution required.

TestAmerica Canton attests to the validity of the laboratory data generated by TestAmerica facilities reported herein. All analyses performed by TestAmerica facilities were done using established laboratory SOPs that incorporate QA/QC procedures described in the application methods. TestAmerica's operations groups have reviewed the data for compliance with the laboratory QA/QC plan, and data have been found to be compliant with laboratory protocols unless otherwise noted below.

The test results in this report meet all NELAP requirements for parameters for which accreditation is required or available. Any exceptions to NELAP requirements are noted in this report. Pursuant to NELAP, this report may not be reproduced, except in full, without the written approval of the laboratory.

Calculations are performed before rounding to avoid round-off errors in calculated results.

All holding times were met and proper preservation noted for the methods performed on these samples, unless otherwise detailed in the individual sections below.

All solid sample results are reported on an "as received" basis unless otherwise indicated by the presence of a % solids value in the method header.

This laboratory report is confidential and is intended for the sole use of TestAmerica and its client.

RECEIPT

The samples were received on 8/17/2018 9:20 AM; the samples arrived in good condition, properly preserved and, where required, on ice. The temperatures of the 2 coolers at receipt time were 1.6º C and 3.2º C.

POLYCHLORINATED BIPHENYLS (PCBS)

Samples CPP-SB-1818-0.0-0.5 (240-100018-1), CPP-SB-1818-0.5-1.0 (240-100018-2), CPP-SB-1819-0.0-0.5 (240-100018-4), CPP-SB-1819-0.5-1.0 (240-100018-5), CPP-SB-1820-0.0-0.5 (240-100018-7), CPP-SB-1820-0.5-1.0 (240-100018-8), CPP-SB-1821-0.0-0.5 (240-100018-10), CPP-SB-1821-0.5-1.0 (240-100018-11), CPP-SB-1822-0.0-0.5 (240-100018-13), CPP-SB-1822-0.5-1.0 (240-100018-14), CPP-SB-1823-0.0-0.5 (240-100018-16), CPP-SB-1823-0.5-1.0 (240-100018-17), CPP-SB-1824-0.0-0.5 (240-100018-19), CPP-SB-1824-0.5-1.0 (240-100018-20), CPP-SB-1825-0.0-0.5 (240-100018-22), CPP-SB-1825-0.5-1.0 (240-100018-23), CPP-SB-1826-0.0-0.5 (240-100018-25), CPP-SB-1826-0.5-1.0 (240-100018-26), CPP-SB-1827-0.0-0.5 (240-100018-28), CPP-SB-1827-0.5-1.0 (240-100018-29), CPP-SB-1828-0.0-0.5 (240-100018-31), CPP-SB-1828-0.5-1.0 (240-100018-32), CPP-SB-1829-0.0-0.5 (240-100018-34), CPP-SB-1829-0.5-1.0 (240-100018-35), CPP-SB-1830-0.0-0.5 (240-100018-37), CPP-SB-1830-0.5-1.0 (240-100018-38), CPP-SB-1831-0.0-0.5 (240-100018-40), CPP-SB-1831-0.5-1.0 (240-100018-41), CPP-SB-1832-0.0-0.5 (240-100018-43), CPP-SB-1832-0.5-1.0 (240-100018-44), CPP-SB-1833-0.0-0.5 (240-100018-46), CPP-SB-1833-0.5-1.0 (240-100018-47), CPP-SB-1834-0.0-0.5 (240-100018-49), CPP-SB-1834-0.5-1.0 (240-100018-50), CPP-SB-1835-0.0-0.5 (240-100018-52), CPP-SB-1835-0.5-1.0 (240-100018-53), CPP-SB-1836-0.0-0.5 (240-100018-55), CPP-SB-1836-0.5-1.0 (240-100018-56), CPP-SB-1837-0.0-0.5 (240-100018-58), CPP-SB-1837-0.5-1.0 (240-100018-59), CPP-SB-1838-0.0-0.5 (240-100018-61), CPP-SB-1838-0.5-1.0 (240-100018-62), CPP-SB-1839-0.0-0.5 (240-100018-64), CPP-SB-1839-0.5-1.0 (240-100018-65), CPP-SB-1840-0.0-0.5 (240-100018-67), CPP-SB-1840-0.5-1.0 (240-100018-68), CPP-SB-1841-0.0-0.5 (240-100018-70), CPP-SB-1841-0.5-1.0 (240-100018-71), CPP-SB-1842-0.0-0.5 (240-100018-73), CPP-SB-1842-0.5-1.0 (240-100018-74), CPP-SB-1843-0.0-0.5 (240-100018-76), CPP-SB-1843-0.5-1.0 (240-100018-77), CPP-SB-1844-0.0-0.5 (240-100018-79), CPP-SB-1844-0.5-1.0 (240-100018-80), CPP-SB-1845-0.0-0.5 (240-100018-82), CPP-SB-1845-0.5-1.0 (240-100018-83), CPP-SB-1846-0.0-0.5 (240-100018-85), CPP-SB-1846-0.5-1.0 (240-100018-86), CPP-SB-1847-0.0-0.5 (240-100018-88), CPP-SB-1847-0.5-1.0 (240-100018-89), CPP-DUP-01-081618 (240-100018-91), CPP-DUP-02-081618 (240-100018-92), CPP-DUP-03-081618 (240-100018-93) and CPP-DUP-04-081618 (240-100018-94) were analyzed for polychlorinated biphenyls (PCBs) in accordance with EPA SW-846 Method 8082A. The samples were prepared on 08/21/2018 and analyzed on 08/23/2018, 08/24/2018 and 08/25/2018.

Surrogates are added during the extraction process prior to dilution. When the sample dilution is 5X or greater, surrogate recoveries are diluted out and no corrective action is required. All of the samples in this data set analyzed for PCBs were subjected to the sulfuric acid cleanup procedure before instrumental analysis, per EPA Method 3665A.

DCB Decachlorobiphenyl failed the surrogate recovery criteria high for CPP-SB-1819-0.0-0.5 (240-100018-4), CPP-SB-1825-0.0-0.5 (240-100018-22), CPP-SB-1827-0.5-1.0MS (240-100018-29MS), CPP-SB-1828-0.5-1.0 (240-100018-32), CPP-SB-1829-0.5-1.0 (240-100018-35), CPP-SB-1831-0.0-0.5 (240-100018-40), CPP-SB-1831-0.5-1.0 (240-100018-41), CPP-SB-1832-0.0-0.5 (240-100018-43), CPP-SB-1833-0.0-0.5 (240-100018-46), CPP-SB-1834-0.0-0.5 (240-100018-49), CPP-SB-1835-0.0-0.5 (240-100018-52), CPP-SB-1836-0.0-0.5 (240-100018-55), CPP-SB-1837-0.0-0.5 (240-100018-58), CPP-SB-1838-0.0-0.5 (240-100018-61), CPP-SB-1839-0.0-0.5 (240-100018-64), CPP-SB-1840-0.0-0.5 (240-100018-67), CPP-SB-1841-0.0-0.5 (240-100018-70), CPP-SB-1843-0.0-0.5 (240-100018-76), CPP-SB-1844-0.0-0.5 (240-100018-79) and CPP-SB-1845-0.5-1.0 (240-100018-83).

Samples CPP-SB-1819-0.0-0.5 (240-100018-4)[5X], CPP-SB-1821-0.0-0.5 (240-100018-10)[5X], CPP-SB-1825-0.0-0.5 (240-100018-22)[5X], CPP-SB-1827-0.0-0.5 (240-100018-28)[5X], CPP-SB-1828-0.5-1.0 (240-100018-32)[5X], CPP-SB-1829-0.5-1.0 (240-100018-35)[5X], CPP-SB-1830-0.0-0.5 (240-100018-37)[5X], CPP-SB-1831-0.0-0.5 (240-100018-40)[5X], CPP-SB-1832-0.0-0.5 (240-100018-43)[5X], CPP-SB-1832-0.5-1.0 (240-100018-44)[20X], CPP-SB-1833-0.0-0.5 (240-100018-46)[10X], CPP-SB-1834-0.0-0.5 (240-100018-49)[10X], CPP-SB-1835-0.0-0.5 (240-100018-52)[10X], CPP-SB-1836-0.0-0.5 (240-100018-55)[10X], CPP-SB-1838-0.0-0.5 (240-100018-61)[5X], CPP-SB-1839-0.0-0.5 (240-100018-64)[5X], CPP-SB-1840-0.0-0.5 (240-100018-67)[5X], CPP-SB-1841-0.0-0.5 (240-100018-70)[5X], CPP-SB-1842-0.0-0.5 (240-100018-73)[5X], CPP-SB-1843-0.0-0.5 (240-100018-76)[10X], CPP-SB-1844-0.0-0.5 (240-100018-79)[10X] and CPP-DUP-02-081618 (240-100018-92)[5X] required dilution prior to analysis. The reporting limits have been adjusted accordingly.

The following samples were diluted to bring the concentration of target analytes within the calibration range and due to abundance of target analytes: CPP-SB-1828-0.5-1.0 (240-100018-32), CPP-SB-1829-0.5-1.0 (240-100018-35), CPP-SB-1830-0.0-0.5 (240-100018-37), CPP-SB-1831-0.0-0.5 (240-100018-40), CPP-SB-1832-0.0-0.5 (240-100018-43), CPP-SB-1833-0.0-0.5 (240-100018-46), CPP-SB-1834-0.0-0.5 (240-100018-49), CPP-SB-1835-0.0-0.5 (240-100018-52), CPP-SB-1836-0.0-0.5 (240-100018-55), CPP-SB-1838-0.0-0.5 (240-100018-61), CPP-SB-1839-0.0-0.5 (240-100018-64), CPP-SB-1840-0.0-0.5 (240-100018-67), CPP-SB-1841-0.0-0.5 (240-100018-70), CPP-SB-1842-0.0-0.5 (240-100018-73), CPP-SB-1843-0.0-0.5 (240-100018-76), CPP-SB-1844-0.0-0.5 (240-100018-79), (240-100018-B-61-B MS) and (240-100018-B-61-C MSD). Elevated reporting limits (RLs) are provided.

The following samples were diluted due to the abundance of target analytes: CPP-SB-1819-0.0-0.5 (240-100018-4) and CPP-SB-1825-0.0-0.5 (240-100018-22). Elevated reporting limits (RLs) are provided.

The following sample was diluted due to the nature of the sample matrix: CPP-SB-1832-0.5-1.0 (240-100018-44). Elevated reporting limits (RLs) are provided.

The following samples required a tetrabutylammonium sulfite (TBA) clean-up to reduce matrix interferences caused by sulfur: CPP-SB-1818-0.5-1.0 (240-100018-2), CPP-SB-1819-0.0-0.5 (240-100018-4), CPP-SB-1819-0.5-1.0 (240-100018-5), CPP-SB-1820-0.0-0.5 (240-100018-7), CPP-SB-1820-0.5-1.0 (240-100018-8), CPP-SB-1821-0.0-0.5 (240-100018-10), CPP-SB-1821-0.5-1.0 (240-100018-11), CPP-SB-1822-0.0-0.5 (240-100018-13), CPP-SB-1822-0.5-1.0 (240-100018-14), CPP-SB-1823-0.0-0.5 (240-100018-16), CPP-SB-1823-0.5-1.0 (240-100018-17), CPP-SB-1824-0.0-0.5 (240-100018-19), CPP-SB-1824-0.5-1.0 (240-100018-20), CPP-SB-1825-0.0-0.5 (240-100018-22), CPP-SB-1825-0.5-1.0 (240-100018-23), CPP-SB-1826-0.0-0.5 (240-100018-25), CPP-SB-1826-0.5-1.0 (240-100018-26), CPP-SB-1827-0.0-0.5 (240-100018-28), CPP-SB-1847-0.5-1.0 (240-100018-89), CPP-DUP-01-081618 (240-100018-91), CPP-DUP-02-081618 (240-100018-92), CPP-DUP-03-081618 (240-100018-93), CPP-DUP-04-081618 (240-100018-94), (240-100018-B-28-B MS) and (240-100018-B-28-C MSD). Reagents: 3753533, 3449340 and 3715674.

The following samples required a tetrabutylammonium sulfite (TBA) clean-up to reduce matrix interferences caused by sulfur: CPP-SB-1827-0.5-1.0 (240-100018-29), CPP-SB-1828-0.0-0.5 (240-100018-31), CPP-SB-1828-0.5-1.0 (240-100018-32), CPP-SB-1829-0.0-0.5 (240-100018-34), CPP-SB-1829-0.5-1.0 (240-100018-35), CPP-SB-1830-0.0-0.5 (240-100018-37), CPP-SB-1830-0.5-1.0 (240-100018-38), CPP-SB-1831-0.0-0.5 (240-100018-40), CPP-SB-1831-0.5-1.0 (240-100018-41), CPP-SB-1832-0.0-0.5 (240-100018-43), CPP-SB-1832-0.5-1.0 (240-100018-44), CPP-SB-1833-0.0-0.5 (240-100018-46), CPP-SB-1833-0.5-1.0 (240-100018-47), CPP-SB-1834-0.0-0.5 (240-100018-49), CPP-SB-1834-0.5-1.0 (240-100018-50), CPP-SB-1835-0.0-0.5 (240-100018-52), CPP-SB-1835-0.5-1.0 (240-100018-53), CPP-SB-1836-0.0-0.5 (240-100018-55), CPP-SB-1836-0.5-1.0 (240-100018-56), CPP-SB-1837-0.0-0.5 (240-100018-58), CPP-SB-1837-0.5-1.0 (240-100018-59), CPP-SB-1838-0.0-0.5 (240-100018-61), CPP-SB-1838-0.5-1.0 (240-100018-62), CPP-SB-1839-0.0-0.5 (240-100018-64), CPP-SB-1839-0.5-1.0 (240-100018-65), CPP-SB-1840-0.0-0.5 (240-100018-67), CPP-SB-1840-0.5-1.0 (240-100018-68), CPP-SB-1841-0.0-0.5 (240-100018-70), CPP-SB-1842-0.0-0.5 (240-100018-73), CPP-SB-1842-0.5-1.0 (240-100018-74), CPP-SB-1843-0.0-0.5 (240-100018-76), CPP-SB-1843-0.5-1.0 (240-100018-77), CPP-SB-1844-0.0-0.5 (240-100018-79), CPP-SB-1844-0.5-1.0 (240-100018-80), CPP-SB-1845-0.0-0.5 (240-100018-82), CPP-SB-1845-0.5-1.0 (240-100018-83), CPP-SB-1846-0.0-0.5 (240-100018-85), CPP-SB-1846-0.5-1.0 (240-100018-86), CPP-SB-1847-0.0-0.5 (240-100018-88), (240-100018-B-29-B MS), (240-100018-B-29-C MSD), (240-100018-B-61-B MS) and (240-100018-B-61-C MSD). Reagents: 3753532, 3449341 and 3715675.

The following sample required a tetrabutylammonium sulfite (TBA) clean-up to reduce matrix interferences caused by sulfur: CPP-SB-1832-0.5-1.0 (240-100018-44). Reagents: 3760438, 3449341 and 3715675.

The following samples appear to contain polychlorinated biphenyls (PCBs); however, due to weathering, other environmental processes and/or contributions from the presence of multiple Aroclors, resulting in overlapping PCB patterns, the PCBs in the samples do not directly match any of the laboratory's Aroclor standards used for instrument calibration: CPP-SB-1827-0.0-0.5 (240-100018-28),

CPP-DUP-01-081618 (240-100018-91), CPP-DUP-02-081618 (240-100018-92), CPP-DUP-03-081618 (240-100018-93), CPP-DUP-04-081618 (240-100018-94) and (240-100062-B-19-A). The samples have been quantified and reported using the best overall Aroclor/standard pattern match.

The matrix spike duplicate (MSD) recoveries for preparation batch 240-341875 and analytical batch 240-342277 were outside control limits. Sample matrix interference and/or non-homogeneity are suspected because the associated laboratory control sample (LCS) recovery was within acceptance limits.

Surrogate recovery for the following samples was outside control limits: CPP-SB-1831-0.5-1.0 (240-100018-41), CPP-SB-1837-0.0-0.5 (240-100018-58), CPP-SB-1845-0.5-1.0 (240-100018-83) and (240-100018-B-29-B MS). Evidence of matrix interference is present; therefore, re-extraction and/or re-analysis was not performed.

Surrogate Decachlorobiphenyl recovery for the following sample was outside control limits on the confirmation column: CPP-SB-1818-0.5-1.0 (240-100018-2). Evidence of matrix interference is present; therefore, re-extraction and/or re-analysis was not performed

The %RPD between the primary and confirmation column exceeded 40% for 1260 for the following sample: CPP-SB-1833-0.5-1.0 (240-100018-47). The lower value has been reported and qualified in accordance with the laboratory's SOP.

The continuing calibration verification (CCV) associated with batch 240-342496 recovered above the upper control limit for 1268. The samples associated with this CCV were non-detects for the affected analytes; therefore, the data have been reported. The following sample is impacted: CPP-SB-1832-0.5-1.0 (240-100018-44).

No additional analytical or quality issues were noted, other than those described above or in the Definitions/Glossary page.

PERCENT SOLIDS

Samples CPP-SB-1818-0.0-0.5 (240-100018-1), CPP-SB-1818-0.5-1.0 (240-100018-2), CPP-SB-1819-0.0-0.5 (240-100018-4), CPP-SB-1819-0.5-1.0 (240-100018-5), CPP-SB-1820-0.0-0.5 (240-100018-7), CPP-SB-1820-0.5-1.0 (240-100018-8), CPP-SB-1821-0.0-0.5 (240-100018-10), CPP-SB-1821-0.5-1.0 (240-100018-11), CPP-SB-1822-0.0-0.5 (240-100018-13), CPP-SB-1822-0.5-1.0 (240-100018-14), CPP-SB-1823-0.0-0.5 (240-100018-16), CPP-SB-1823-0.5-1.0 (240-100018-17), CPP-SB-1824-0.0-0.5 (240-100018-19), CPP-SB-1824-0.5-1.0 (240-100018-20), CPP-SB-1825-0.0-0.5 (240-100018-22), CPP-SB-1825-0.5-1.0 (240-100018-23), CPP-SB-1826-0.0-0.5 (240-100018-25), CPP-SB-1826-0.5-1.0 (240-100018-26), CPP-SB-1827-0.0-0.5 (240-100018-28), CPP-SB-1827-0.5-1.0 (240-100018-29), CPP-SB-1828-0.0-0.5 (240-100018-31), CPP-SB-1828-0.5-1.0 (240-100018-32), CPP-SB-1829-0.0-0.5 (240-100018-34), CPP-SB-1829-0.5-1.0 (240-100018-35), CPP-SB-1830-0.0-0.5 (240-100018-37), CPP-SB-1830-0.5-1.0 (240-100018-38), CPP-SB-1831-0.0-0.5 (240-100018-40), CPP-SB-1831-0.5-1.0 (240-100018-41), CPP-SB-1832-0.0-0.5 (240-100018-43), CPP-SB-1832-0.5-1.0 (240-100018-44), CPP-SB-1833-0.0-0.5 (240-100018-46), CPP-SB-1833-0.5-1.0 (240-100018-47), CPP-SB-1834-0.0-0.5 (240-100018-49), CPP-SB-1834-0.5-1.0 (240-100018-50), CPP-SB-1835-0.0-0.5 (240-100018-52), CPP-SB-1835-0.5-1.0 (240-100018-53), CPP-SB-1836-0.0-0.5 (240-100018-55), CPP-SB-1836-0.5-1.0 (240-100018-56), CPP-SB-1837-0.0-0.5 (240-100018-58), CPP-SB-1837-0.5-1.0 (240-100018-59), CPP-SB-1838-0.0-0.5 (240-100018-61), CPP-SB-1838-0.5-1.0 (240-100018-62), CPP-SB-1839-0.0-0.5 (240-100018-64), CPP-SB-1839-0.5-1.0 (240-100018-65), CPP-SB-1840-0.0-0.5 (240-100018-67), CPP-SB-1840-0.5-1.0 (240-100018-68), CPP-SB-1841-0.0-0.5 (240-100018-70), CPP-SB-1841-0.5-1.0 (240-100018-71), CPP-SB-1842-0.0-0.5 (240-100018-73), CPP-SB-1842-0.5-1.0 (240-100018-74), CPP-SB-1843-0.0-0.5 (240-100018-76), CPP-SB-1843-0.5-1.0 (240-100018-77), CPP-SB-1844-0.0-0.5 (240-100018-79), CPP-SB-1844-0.5-1.0 (240-100018-80), CPP-SB-1845-0.0-0.5 (240-100018-82), CPP-SB-1845-0.5-1.0 (240-100018-83), CPP-SB-1846-0.0-0.5 (240-100018-85), CPP-SB-1846-0.5-1.0 (240-100018-86), CPP-SB-1847-0.0-0.5 (240-100018-88), CPP-SB-1847-0.5-1.0 (240-100018-89), CPP-DUP-01-081618 (240-100018-91), CPP-DUP-02-081618 (240-100018-92), CPP-DUP-03-081618 (240-100018-93) and CPP-DUP-04-081618 (240-100018-94) were analyzed for percent solids in accordance with ASTM Method D2216-80. The samples were analyzed on 08/21/2018.

No analytical or quality issues were noted, other than those described above or in the Definitions/Glossary page.

Qualifiers

GC Semi VOA

Qualifier	Qualifier Description
U	Indicates the analyte was analyzed for but not detected.
J	Result is less than the RL but greater than or equal to the MDL and the concentration is an approximate value.
p	The %RPD between the primary and confirmation column/detector is >40%. The lower value has been reported.
X	Surrogate is outside control limits
F1	MS and/or MSD Recovery is outside acceptance limits.
F2	MS/MSD RPD exceeds control limits

Glossary

Abbreviation	These commonly used abbreviations may or may not be present in this report.
¤	Listed under the "D" column to designate that the result is reported on a dry weight basis
%R	Percent Recovery
CFL	Contains Free Liquid
CNF	Contains No Free Liquid
DER	Duplicate Error Ratio (normalized absolute difference)
Dil Fac	Dilution Factor
DL	Detection Limit (DoD/DOE)
DL, RA, RE, IN	Indicates a Dilution, Re-analysis, Re-extraction, or additional Initial metals/anion analysis of the sample
DLC	Decision Level Concentration (Radiochemistry)
EDL	Estimated Detection Limit (Dioxin)
LOD	Limit of Detection (DoD/DOE)
LOQ	Limit of Quantitation (DoD/DOE)
MDA	Minimum Detectable Activity (Radiochemistry)
MDC	Minimum Detectable Concentration (Radiochemistry)
MDL	Method Detection Limit
ML	Minimum Level (Dioxin)
NC	Not Calculated
ND	Not Detected at the reporting limit (or MDL or EDL if shown)
PQL	Practical Quantitation Limit
QC	Quality Control
RER	Relative Error Ratio (Radiochemistry)
RL	Reporting Limit or Requested Limit (Radiochemistry)
RPD	Relative Percent Difference, a measure of the relative difference between two points
TEF	Toxicity Equivalent Factor (Dioxin)
TEQ	Toxicity Equivalent Quotient (Dioxin)

Method Summary

Client: Tetra Tech, Inc.
Project/Site: MRC Chesapeake Park Plaza

TestAmerica Job ID: 240-100018-1

Method	Method Description	Protocol	Laboratory
8082A	Polychlorinated Biphenyls (PCBs) by Gas Chromatography	SW846	TAL CAN
Moisture	Percent Moisture	EPA	TAL CAN
3540C	Soxhlet Extraction	SW846	TAL CAN

Protocol References:

EPA = US Environmental Protection Agency

SW846 = "Test Methods For Evaluating Solid Waste, Physical/Chemical Methods", Third Edition, November 1986 And Its Updates.

Laboratory References:

TAL CAN = TestAmerica Canton, 4101 Shuffel Street NW, North Canton, OH 44720, TEL (330)497-9396

Sample Summary

Client: Tetra Tech, Inc.
Project/Site: MRC Chesapeake Park Plaza

TestAmerica Job ID: 240-100018-1

Lab Sample ID	Client Sample ID	Matrix	Collected	Received
240-100018-1	CPP-SB-1818-0.0-0.5	Solid	08/16/18 08:55	08/17/18 09:20
240-100018-2	CPP-SB-1818-0.5-1.0	Solid	08/16/18 08:56	08/17/18 09:20
240-100018-4	CPP-SB-1819-0.0-0.5	Solid	08/16/18 09:05	08/17/18 09:20
240-100018-5	CPP-SB-1819-0.5-1.0	Solid	08/16/18 09:06	08/17/18 09:20
240-100018-7	CPP-SB-1820-0.0-0.5	Solid	08/16/18 09:20	08/17/18 09:20
240-100018-8	CPP-SB-1820-0.5-1.0	Solid	08/16/18 09:21	08/17/18 09:20
240-100018-10	CPP-SB-1821-0.0-0.5	Solid	08/16/18 09:35	08/17/18 09:20
240-100018-11	CPP-SB-1821-0.5-1.0	Solid	08/16/18 09:36	08/17/18 09:20
240-100018-13	CPP-SB-1822-0.0-0.5	Solid	08/16/18 09:50	08/17/18 09:20
240-100018-14	CPP-SB-1822-0.5-1.0	Solid	08/16/18 09:51	08/17/18 09:20
240-100018-16	CPP-SB-1823-0.0-0.5	Solid	08/16/18 10:08	08/17/18 09:20
240-100018-17	CPP-SB-1823-0.5-1.0	Solid	08/16/18 10:09	08/17/18 09:20
240-100018-19	CPP-SB-1824-0.0-0.5	Solid	08/16/18 10:19	08/17/18 09:20
240-100018-20	CPP-SB-1824-0.5-1.0	Solid	08/16/18 10:20	08/17/18 09:20
240-100018-22	CPP-SB-1825-0.0-0.5	Solid	08/16/18 10:35	08/17/18 09:20
240-100018-23	CPP-SB-1825-0.5-1.0	Solid	08/16/18 10:36	08/17/18 09:20
240-100018-25	CPP-SB-1826-0.0-0.5	Solid	08/16/18 10:50	08/17/18 09:20
240-100018-26	CPP-SB-1826-0.5-1.0	Solid	08/16/18 10:51	08/17/18 09:20
240-100018-28	CPP-SB-1827-0.0-0.5	Solid	08/16/18 11:06	08/17/18 09:20
240-100018-29	CPP-SB-1827-0.5-1.0	Solid	08/16/18 11:07	08/17/18 09:20
240-100018-31	CPP-SB-1828-0.0-0.5	Solid	08/16/18 11:25	08/17/18 09:20
240-100018-32	CPP-SB-1828-0.5-1.0	Solid	08/16/18 11:26	08/17/18 09:20
240-100018-34	CPP-SB-1829-0.0-0.5	Solid	08/16/18 11:41	08/17/18 09:20
240-100018-35	CPP-SB-1829-0.5-1.0	Solid	08/16/18 11:42	08/17/18 09:20
240-100018-37	CPP-SB-1830-0.0-0.5	Solid	08/16/18 11:52	08/17/18 09:20
240-100018-38	CPP-SB-1830-0.5-1.0	Solid	08/16/18 11:53	08/17/18 09:20
240-100018-40	CPP-SB-1831-0.0-0.5	Solid	08/16/18 12:06	08/17/18 09:20
240-100018-41	CPP-SB-1831-0.5-1.0	Solid	08/16/18 12:07	08/17/18 09:20
240-100018-43	CPP-SB-1832-0.0-0.5	Solid	08/16/18 12:19	08/17/18 09:20
240-100018-44	CPP-SB-1832-0.5-1.0	Solid	08/16/18 12:20	08/17/18 09:20
240-100018-46	CPP-SB-1833-0.0-0.5	Solid	08/16/18 13:00	08/17/18 09:20
240-100018-47	CPP-SB-1833-0.5-1.0	Solid	08/16/18 13:01	08/17/18 09:20
240-100018-49	CPP-SB-1834-0.0-0.5	Solid	08/16/18 13:14	08/17/18 09:20
240-100018-50	CPP-SB-1834-0.5-1.0	Solid	08/16/18 13:15	08/17/18 09:20
240-100018-52	CPP-SB-1835-0.0-0.5	Solid	08/16/18 13:24	08/17/18 09:20
240-100018-53	CPP-SB-1835-0.5-1.0	Solid	08/16/18 13:25	08/17/18 09:20
240-100018-55	CPP-SB-1836-0.0-0.5	Solid	08/16/18 13:36	08/17/18 09:20
240-100018-56	CPP-SB-1836-0.5-1.0	Solid	08/16/18 13:37	08/17/18 09:20
240-100018-58	CPP-SB-1837-0.0-0.5	Solid	08/16/18 13:46	08/17/18 09:20
240-100018-59	CPP-SB-1837-0.5-1.0	Solid	08/16/18 13:47	08/17/18 09:20
240-100018-61	CPP-SB-1838-0.0-0.5	Solid	08/16/18 14:00	08/17/18 09:20
240-100018-62	CPP-SB-1838-0.5-1.0	Solid	08/16/18 14:01	08/17/18 09:20
240-100018-64	CPP-SB-1839-0.0-0.5	Solid	08/16/18 14:11	08/17/18 09:20
240-100018-65	CPP-SB-1839-0.5-1.0	Solid	08/16/18 14:12	08/17/18 09:20
240-100018-67	CPP-SB-1840-0.0-0.5	Solid	08/16/18 14:22	08/17/18 09:20
240-100018-68	CPP-SB-1840-0.5-1.0	Solid	08/16/18 14:23	08/17/18 09:20
240-100018-70	CPP-SB-1841-0.0-0.5	Solid	08/16/18 14:35	08/17/18 09:20
240-100018-71	CPP-SB-1841-0.5-1.0	Solid	08/16/18 14:36	08/17/18 09:20
240-100018-73	CPP-SB-1842-0.0-0.5	Solid	08/16/18 14:47	08/17/18 09:20
240-100018-74	CPP-SB-1842-0.5-1.0	Solid	08/16/18 14:48	08/17/18 09:20
240-100018-76	CPP-SB-1843-0.0-0.5	Solid	08/16/18 14:58	08/17/18 09:20
240-100018-77	CPP-SB-1843-0.5-1.0	Solid	08/16/18 14:59	08/17/18 09:20
240-100018-79	CPP-SB-1844-0.0-0.5	Solid	08/16/18 15:07	08/17/18 09:20

Sample Summary

Client: Tetra Tech, Inc.
Project/Site: MRC Chesapeake Park Plaza

TestAmerica Job ID: 240-100018-1

Lab Sample ID	Client Sample ID	Matrix	Collected	Received
240-100018-80	CPP-SB-1844-0.5-1.0	Solid	08/16/18 15:08	08/17/18 09:20
240-100018-82	CPP-SB-1845-0.0-0.5	Solid	08/16/18 15:20	08/17/18 09:20
240-100018-83	CPP-SB-1845-0.5-1.0	Solid	08/16/18 15:21	08/17/18 09:20
240-100018-85	CPP-SB-1846-0.0-0.5	Solid	08/16/18 15:30	08/17/18 09:20
240-100018-86	CPP-SB-1846-0.5-1.0	Solid	08/16/18 15:31	08/17/18 09:20
240-100018-88	CPP-SB-1847-0.0-0.5	Solid	08/16/18 15:40	08/17/18 09:20
240-100018-89	CPP-SB-1847-0.5-1.0	Solid	08/16/18 15:41	08/17/18 09:20
240-100018-91	CPP-DUP-01-081618	Solid	08/16/18 00:00	08/17/18 09:20
240-100018-92	CPP-DUP-02-081618	Solid	08/16/18 00:00	08/17/18 09:20
240-100018-93	CPP-DUP-03-081618	Solid	08/16/18 00:00	08/17/18 09:20
240-100018-94	CPP-DUP-04-081618	Solid	08/16/18 00:00	08/17/18 09:20

FORM II
PCBS SURROGATE RECOVERY

Lab Name: TestAmerica Canton Job No.: 240-100018-1

SDG No.:

Matrix: Solid Level: Low

GC Column (1): CLP-2 (0.53 ID: 0.53(mm) GC Column (2): CLP-1 (0.53 ID: 0.53(mm)

Client Sample ID	Lab Sample ID	TCX2 #	TCX1 #	DCBP2 #	DCBP1 #
CPP-SB-1818-0.0-0.5	240-100018-1		73		77
CPP-SB-1818-0.5-1.0	240-100018-2	72	78	137 X	76 p
CPP-SB-1819-0.0-0.5	240-100018-4		82		246 X
CPP-SB-1819-0.5-1.0	240-100018-5		69		67 p
CPP-SB-1820-0.0-0.5	240-100018-7		71		67
CPP-SB-1820-0.5-1.0	240-100018-8		72		80
CPP-SB-1821-0.0-0.5	240-100018-10		84		99
CPP-SB-1821-0.5-1.0	240-100018-11		67		76
CPP-SB-1822-0.0-0.5	240-100018-13		72		71
CPP-SB-1822-0.5-1.0	240-100018-14		69		84
CPP-SB-1823-0.0-0.5	240-100018-16		73		74
CPP-SB-1823-0.5-1.0	240-100018-17		66		71
CPP-SB-1824-0.0-0.5	240-100018-19		72		82
CPP-SB-1824-0.5-1.0	240-100018-20		68		73
CPP-SB-1825-0.0-0.5	240-100018-22		79		428 X
CPP-SB-1825-0.5-1.0	240-100018-23		68		71
CPP-SB-1826-0.0-0.5	240-100018-25		77		83
CPP-SB-1826-0.5-1.0	240-100018-26		72		67
CPP-SB-1827-0.0-0.5	240-100018-28		76		76
CPP-SB-1827-0.5-1.0	240-100018-29	64		130	
CPP-SB-1828-0.0-0.5	240-100018-31	66		128 p	
CPP-SB-1828-0.5-1.0	240-100018-32	72		404 X	
CPP-SB-1829-0.0-0.5	240-100018-34	72		75	
CPP-SB-1829-0.5-1.0	240-100018-35	75		419 X	

	QC LIMITS
TCX = Tetrachloro-m-xylene	14-128
DCBP = DCB Decachlorobiphenyl	10-132

Column to be used to flag recovery values

FORM II 8082A

FORM II
PCBS SURROGATE RECOVERY

Lab Name: TestAmerica Canton Job No.: 240-100018-1

SDG No.:

Matrix: Solid Level: Low

GC Column (1): CLP-2 (0.53 ID: 0.53(mm) GC Column (2): CLP-1 (0.53 ID: 0.53(mm)

Client Sample ID	Lab Sample ID	TCX2	#	TCX1	#	DCBP2	#	DCBP1	#
CPP-SB-1830-0.0-0.5	240-100018-37	81				112	p		
CPP-SB-1830-0.5-1.0	240-100018-38	69				79	p		
CPP-SB-1831-0.0-0.5	240-100018-40	75				449	X		
CPP-SB-1831-0.5-1.0	240-100018-41	69				172	X		
CPP-SB-1832-0.0-0.5	240-100018-43	74				350	X		
CPP-SB-1832-0.5-1.0	240-100018-44			96				79	
CPP-SB-1833-0.0-0.5	240-100018-46	85				482	X		
CPP-SB-1833-0.5-1.0	240-100018-47	53				74			
CPP-SB-1834-0.0-0.5	240-100018-49	76				547	X		
CPP-SB-1834-0.5-1.0	240-100018-50	59				95			
CPP-SB-1835-0.0-0.5	240-100018-52	73				658	X		
CPP-SB-1835-0.5-1.0	240-100018-53	64				91			
CPP-SB-1836-0.0-0.5	240-100018-55	77				490	X		
CPP-SB-1836-0.5-1.0	240-100018-56	63				61	p		
CPP-SB-1837-0.0-0.5	240-100018-58	72				152	X		
CPP-SB-1837-0.5-1.0	240-100018-59	63				70			
CPP-SB-1838-0.0-0.5	240-100018-61	73				346	X		
CPP-SB-1838-0.5-1.0	240-100018-62	63				92			
CPP-SB-1839-0.0-0.5	240-100018-64	79				285	X		
CPP-SB-1839-0.5-1.0	240-100018-65	53				56	p		
CPP-SB-1840-0.0-0.5	240-100018-67	82				326	X		
CPP-SB-1840-0.5-1.0	240-100018-68	62				65	p		
CPP-SB-1841-0.0-0.5	240-100018-70	79				355	X		
CPP-SB-1841-0.5-1.0	240-100018-71	61				62	p		

	QC LIMITS
TCX = Tetrachloro-m-xylene	14-128
DCBP = DCB Decachlorobiphenyl	10-132

Column to be used to flag recovery values

FORM II 8082A

FORM II
PCBS SURROGATE RECOVERY

Lab Name: TestAmerica Canton Job No.: 240-100018-1

SDG No.:

Matrix: Solid Level: Low

GC Column (1): CLP-2 (0.53 ID: 0.53(mm) GC Column (2): CLP-1 (0.53 ID: 0.53(mm)

Client Sample ID	Lab Sample ID	TCX2 #	TCX1 #	DCBP2 #	DCBP1 #
CPP-SB-1842-0.0-0.5	240-100018-73	86		115	
CPP-SB-1842-0.5-1.0	240-100018-74	61		69 p	
CPP-SB-1843-0.0-0.5	240-100018-76	82		407 X	
CPP-SB-1843-0.5-1.0	240-100018-77	57		59 p	
CPP-SB-1844-0.0-0.5	240-100018-79	83		603 X	
CPP-SB-1844-0.5-1.0	240-100018-80	65		67 p	
CPP-SB-1845-0.0-0.5	240-100018-82	66		75 p	
CPP-SB-1845-0.5-1.0	240-100018-83	56		133 X	
CPP-SB-1846-0.0-0.5	240-100018-85	53		72	
CPP-SB-1846-0.5-1.0	240-100018-86	61		82	
CPP-SB-1847-0.0-0.5	240-100018-88	62		93	
CPP-SB-1847-0.5-1.0	240-100018-89		70		69
CPP-DUP-01-081618	240-100018-91		77		71
CPP-DUP-02-081618	240-100018-92		75		111
CPP-DUP-03-081618	240-100018-93		79		82
CPP-DUP-04-081618	240-100018-94		73		67
	MB 240-341818/23-A		64		71
	MB 240-341844/23-A	64		66	
	MB 240-341850/22-A		75		80
	MB 240-341875/23-A	58		114	
	LCS 240-341818/24-A		71		77
	LCS 240-341844/24-A	79		80	
	LCS 240-341850/23-A		85		87
	LCS 240-341875/24-A	69		65 p	
CPP-SB-1827-0.0-0.5 MS	240-100018-28 MS		81		77

	QC LIMITS
TCX = Tetrachloro-m-xylene	14-128
DCBP = DCB Decachlorobiphenyl	10-132

Column to be used to flag recovery values

FORM II 8082A

FORM II
PCBS SURROGATE RECOVERY

Lab Name: TestAmerica Canton Job No.: 240-100018-1

SDG No.:

Matrix: Solid Level: Low

GC Column (1): CLP-2 (0.53 ID: 0.53(mm) GC Column (2): CLP-1 (0.53 ID: 0.53(mm)

Client Sample ID	Lab Sample ID	TCX2 #	TCX1 #	DCBP2 #	DCBP1 #
CPP-SB-1827-0.5-1.0 MS	240-100018-29 MS	68		189 X	
CPP-SB-1838-0.0-0.5 MS	240-100018-61 MS	85		114 p	
	240-100062-B-19-B MS		76		81
CPP-SB-1827-0.0-0.5 MSD	240-100018-28 MSD		88		102
CPP-SB-1827-0.5-1.0 MSD	240-100018-29 MSD	52		119	
CPP-SB-1838-0.0-0.5 MSD	240-100018-61 MSD	92		122	
	240-100062-B-19-C MSD		77		69

	QC LIMITS
TCX = Tetrachloro-m-xylene	14-128
DCBP = DCB Decachlorobiphenyl	10-132

Column to be used to flag recovery values

FORM II 8082A

FORM III
PCBS LAB CONTROL SAMPLE RECOVERY

Lab Name: TestAmerica Canton Job No.: 240-100018-1

SDG No.:

Matrix: Solid Level: Low Lab File ID: P13082310.D

Lab ID: LCS 240-341818/24-A Client ID:

COMPOUND	SPIKE ADDED (ug/Kg)	LCS CONCENTRATION (ug/Kg)	LCS % REC	QC LIMITS REC	#
Aroclor-1016	1000	617	62	47-120	
Aroclor-1260	1000	717	72	46-120	

Column to be used to flag recovery and RPD values

FORM III 8082A

FORM III
PCBS LAB CONTROL SAMPLE RECOVERY

Lab Name: TestAmerica Canton Job No.: 240-100018-1

SDG No.:

Matrix: Solid Level: Low Lab File ID: P12082310.D

Lab ID: LCS 240-341844/24-A Client ID:

COMPOUND	SPIKE ADDED (ug/Kg)	LCS CONCENTRATION (ug/Kg)	LCS % REC	QC LIMITS REC	#
Aroclor-1016	1000	667	67	47-120	
Aroclor-1260	1000	817	82	46-120	

Column to be used to flag recovery and RPD values

FORM III 8082A

FORM III
PCBS LAB CONTROL SAMPLE RECOVERY

Lab Name: TestAmerica Canton Job No.: 240-100018-1

SDG No.:

Matrix: Solid Level: Low Lab File ID: P10082310.D

Lab ID: LCS 240-341850/23-A Client ID:

COMPOUND	SPIKE ADDED (ug/Kg)	LCS CONCENTRATION (ug/Kg)	LCS % REC	QC LIMITS REC	#
Aroclor-1016	1000	735	74	47-120	
Aroclor-1260	1000	791	79	46-120	

Column to be used to flag recovery and RPD values

FORM III 8082A

FORM III
PCBS LAB CONTROL SAMPLE RECOVERY

Lab Name: TestAmerica Canton Job No.: 240-100018-1

SDG No.:

Matrix: Solid Level: Low Lab File ID: P12082362.D

Lab ID: LCS 240-341875/24-A Client ID:

COMPOUND	SPIKE ADDED (ug/Kg)	LCS CONCENTRATION (ug/Kg)	LCS % REC	QC LIMITS REC	#
Aroclor-1016	1000	585	58	47-120	
Aroclor-1260	1000	668	67	46-120	

Column to be used to flag recovery and RPD values

FORM III 8082A

FORM III
PCBS MATRIX SPIKE RECOVERY

Lab Name: TestAmerica Canton Job No.: 240-100018-1

SDG No.:

Matrix: Solid Level: Low Lab File ID: P13082313.D

Lab ID: 240-100018-28 MS Client ID: CPP-SB-1827-0.0-0.5 MS

COMPOUND	SPIKE ADDED (ug/Kg)	SAMPLE CONCENTRATION (ug/Kg)	MS CONCENTRATION (ug/Kg)	MS % REC	QC LIMITS REC	#
Aroclor-1016	2260	250 U	1660	73	31-120	
Aroclor-1260	2260	5800	5540	-12	21-122	F1

Column to be used to flag recovery and RPD values

FORM III 8082A

FORM III
PCBS MATRIX SPIKE RECOVERY

Lab Name: TestAmerica Canton Job No.: 240-100018-1

SDG No.:

Matrix: Solid Level: Low Lab File ID: P12082312.D

Lab ID: 240-100018-29 MS Client ID: CPP-SB-1827-0.5-1.0 MS

COMPOUND	SPIKE ADDED (ug/Kg)	SAMPLE CONCENTRATION (ug/Kg)	MS CONCENTRATION (ug/Kg)	MS % REC	QC LIMITS REC	#
Aroclor-1016	1170	27 U	631	54	31-120	
Aroclor-1260	1170	140	809	57	21-122	

Column to be used to flag recovery and RPD values

FORM III 8082A

FORM III
PCBS MATRIX SPIKE RECOVERY

Lab Name: TestAmerica Canton Job No.: 240-100018-1

SDG No.:

Matrix: Solid Level: Low Lab File ID: P12082346.D

Lab ID: 240-100018-61 MS Client ID: CPP-SB-1838-0.0-0.5 MS

COMPOUND	SPIKE ADDED (ug/Kg)	SAMPLE CONCENTRATION (ug/Kg)	MS CONCENTRATION (ug/Kg)	MS % REC	QC LIMITS REC	#
Aroclor-1016	1270	140 U	886	70	31-120	
Aroclor-1260	1270	2100	3600	116	21-122	

Column to be used to flag recovery and RPD values

FORM III 8082A

FORM III
PCBS MATRIX SPIKE RECOVERY

Lab Name: TestAmerica Canton Job No.: 240-100018-1

SDG No.:

Matrix: Solid Level: Low Lab File ID: P10082333.D

Lab ID: 240-100062-B-19-B MS Client ID:

COMPOUND	SPIKE ADDED (ug/Kg)	SAMPLE CONCENTRATION (ug/Kg)	MS CONCENTRATION (ug/Kg)	MS % REC	QC LIMITS REC	#
Aroclor-1016	1180	26 U	642	54	31-120	
Aroclor-1260	1180	1000	3110	179	21-122	E F1

SAMPLE NOT INCLUDED IN SDG.

Column to be used to flag recovery and RPD values

FORM III 8082A

FORM III
PCBS MATRIX SPIKE DUPLICATE RECOVERY

Lab Name: TestAmerica Canton Job No.: 240-100018-1

SDG No.:

Matrix: Solid Level: Low Lab File ID: P13082314.D

Lab ID: 240-100018-28 MSD Client ID: CPP-SB-1827-0.0-0.5 MSD

COMPOUND	SPIKE ADDED (ug/Kg)	MSD CONCENTRATION (ug/Kg)	MSD % REC	% RPD	QC LIMITS RPD	QC LIMITS REC	#
Aroclor-1016	2270	1840	81	10	30	31-120	
Aroclor-1260	2270	7640	81	32	30	21-122	F2

Column to be used to flag recovery and RPD values

FORM III 8082A

FORM III
PCBS MATRIX SPIKE DUPLICATE RECOVERY

Lab Name: TestAmerica Canton Job No.: 240-100018-1

SDG No.:

Matrix: Solid Level: Low Lab File ID: P12082313.D

Lab ID: 240-100018-29 MSD Client ID: CPP-SB-1827-0.5-1.0 MSD

COMPOUND	SPIKE ADDED (ug/Kg)	MSD CONCENTRATION (ug/Kg)	MSD % REC	% RPD	QC LIMITS RPD	QC LIMITS REC	#
Aroclor-1016	1180	470	40	29	30	31-120	
Aroclor-1260	1180	661	44	20	30	21-122	

Column to be used to flag recovery and RPD values

FORM III 8082A

FORM III
PCBS MATRIX SPIKE DUPLICATE RECOVERY

Lab Name: TestAmerica Canton Job No.: 240-100018-1

SDG No.:

Matrix: Solid Level: Low Lab File ID: P12082347.D

Lab ID: 240-100018-61 MSD Client ID: CPP-SB-1838-0.0-0.5 MSD

COMPOUND	SPIKE ADDED (ug/Kg)	MSD CONCENTRATION (ug/Kg)	MSD % REC	% RPD	QC LIMITS RPD	QC LIMITS REC	#
Aroclor-1016	1260	966	76	9	30	31-120	
Aroclor-1260	1260	3940	143	9	30	21-122	F1

Column to be used to flag recovery and RPD values

FORM III 8082A

FORM III
PCBS MATRIX SPIKE DUPLICATE RECOVERY

Lab Name: TestAmerica Canton Job No.: 240-100018-1

SDG No.:

Matrix: Solid Level: Low Lab File ID: P10082334.D

Lab ID: 240-100062-B-19-C MSD Client ID:

COMPOUND	SPIKE ADDED (ug/Kg)	MSD CONCENTRATION (ug/Kg)	MSD % REC	% RPD	QC LIMITS RPD	QC LIMITS REC	#
Aroclor-1016	1180	708	60	8	30	31-120	
Aroclor-1260	1180	2090	92	39	30	21-122	E F2

SAMPLE NOT INCLUDED IN SDG.

Column to be used to flag recovery and RPD values

FORM III 8082A

FORM IV
PCBS METHOD BLANK SUMMARY

Lab Name: TestAmerica Canton Job No.: 240-100018-1

SDG No.:

Lab Sample ID: MB 240-341818/23-A

Matrix: Solid Date Extracted: 08/21/2018 09:47

Lab File ID:(1) P13082309.D Lab File ID:(2) P13082309.D

Date Analyzed:(1) 08/23/2018 07:21 Date Analyzed:(2) 08/23/2018 07:21

Instrument ID:(1) A2HP13 Instrument ID:(2) A2HP13

GC Column:(1) CLP-2 (0.53m ID: 0.53(mm) GC Column:(2) CLP-1 (0.53m ID: 0.53(mm)

THIS METHOD BLANK APPLIES TO THE FOLLOWING SAMPLES:

CLIENT SAMPLE ID	LAB SAMPLE ID	DATE ANALYZED 1	DATE ANALYZED 2
	LCS 240-341818/24-A	08/23/2018 07:38	08/23/2018 07:38
CPP-SB-1827-0.0-0.5	240-100018-28	08/23/2018 08:13	08/23/2018 08:13
CPP-SB-1827-0.0-0.5 MS	240-100018-28 MS	08/23/2018 08:30	08/23/2018 08:30
CPP-SB-1827-0.0-0.5 MSD	240-100018-28 MSD	08/23/2018 08:48	08/23/2018 08:48
CPP-SB-1818-0.0-0.5	240-100018-1	08/23/2018 09:05	08/23/2018 09:05
CPP-SB-1818-0.5-1.0	240-100018-2	08/23/2018 09:22	08/23/2018 09:22
CPP-SB-1819-0.0-0.5	240-100018-4	08/23/2018 09:40	08/23/2018 09:40
CPP-SB-1819-0.5-1.0	240-100018-5	08/23/2018 09:57	08/23/2018 09:57
CPP-SB-1820-0.0-0.5	240-100018-7	08/23/2018 10:15	08/23/2018 10:15
CPP-SB-1820-0.5-1.0	240-100018-8	08/23/2018 10:32	08/23/2018 10:32
CPP-SB-1821-0.0-0.5	240-100018-10	08/23/2018 10:49	08/23/2018 10:49
CPP-SB-1821-0.5-1.0	240-100018-11	08/23/2018 11:07	08/23/2018 11:07
CPP-SB-1822-0.0-0.5	240-100018-13	08/23/2018 11:24	08/23/2018 11:24
CPP-SB-1822-0.5-1.0	240-100018-14	08/23/2018 11:42	08/23/2018 11:42
CPP-SB-1823-0.0-0.5	240-100018-16	08/23/2018 11:59	08/23/2018 11:59
CPP-SB-1823-0.5-1.0	240-100018-17	08/23/2018 12:16	08/23/2018 12:16
CPP-SB-1824-0.0-0.5	240-100018-19	08/23/2018 13:26	08/23/2018 13:26
CPP-SB-1824-0.5-1.0	240-100018-20	08/23/2018 13:43	08/23/2018 13:43
CPP-SB-1825-0.0-0.5	240-100018-22	08/23/2018 14:01	08/23/2018 14:01
CPP-SB-1825-0.5-1.0	240-100018-23	08/23/2018 14:18	08/23/2018 14:18
CPP-SB-1826-0.0-0.5	240-100018-25	08/23/2018 14:35	08/23/2018 14:35
CPP-SB-1826-0.5-1.0	240-100018-26	08/23/2018 14:53	08/23/2018 14:53

FORM I
PCBS ORGANICS ANALYSIS DATA SHEET

Lab Name: TestAmerica Canton | Job No.: 240-100018-1

SDG No.:

Client Sample ID: | Lab Sample ID: MB 240-341818/23-A

Matrix: Solid | Lab File ID: P13082309.D

Analysis Method: 8082A | Date Collected:

Extraction Method: 3540C | Date Extracted: 08/21/2018 09:47

Sample wt/vol: 10(g) | Date Analyzed: 08/23/2018 07:21

Con. Extract Vol.: 10(mL) | Dilution Factor: 1

Injection Volume: 1(uL) | GC Column: CLP-2 (0.53mm) ID: 0.53(mm)

% Moisture: | GPC Cleanup:(Y/N) N

Analysis Batch No.: 342129 | Units: ug/Kg

CAS NO.	COMPOUND NAME	RESULT	Q	RL	MDL
12674-11-2	Aroclor-1016	22	U	50	22
11104-28-2	Aroclor-1221	24	U	50	24
11141-16-5	Aroclor-1232	23	U	50	23
53469-21-9	Aroclor-1242	19	U	50	19
12672-29-6	Aroclor-1248	24	U	50	24
11097-69-1	Aroclor-1254	23	U	50	23
11096-82-5	Aroclor-1260	22	U	50	22
37324-23-5	Aroclor-1262	31	U	50	31
11100-14-4	Aroclor-1268	23	U	50	23

CAS NO.	SURROGATE	%REC	Q	LIMITS
877-09-8	Tetrachloro-m-xylene	64		14-128
2051-24-3	DCB Decachlorobiphenyl	71		10-132

FORM IV
PCBS METHOD BLANK SUMMARY

Lab Name: TestAmerica Canton Job No.: 240-100018-1

SDG No.:

Lab Sample ID: MB 240-341844/23-A

Matrix: Solid Date Extracted: 08/21/2018 11:13

Lab File ID:(1) P12082309.D Lab File ID:(2) P12082309.D

Date Analyzed:(1) 08/23/2018 07:40 Date Analyzed:(2) 08/23/2018 07:40

Instrument ID:(1) A2HP12 Instrument ID:(2) A2HP12

GC Column:(1) CLP-2 (0.53m ID: 0.53(mm) GC Column:(2) CLP-1 (0.53m ID: 0.53(mm)

THIS METHOD BLANK APPLIES TO THE FOLLOWING SAMPLES:

CLIENT SAMPLE ID	LAB SAMPLE ID	DATE ANALYZED 1	DATE ANALYZED 2
	LCS 240-341844/24-A	08/23/2018 08:00	08/23/2018 08:00
CPP-SB-1827-0.5-1.0	240-100018-29	08/23/2018 08:19	08/23/2018 08:19
CPP-SB-1827-0.5-1.0 MS	240-100018-29 MS	08/23/2018 08:39	08/23/2018 08:39
CPP-SB-1827-0.5-1.0 MSD	240-100018-29 MSD	08/23/2018 08:58	08/23/2018 08:58
CPP-SB-1828-0.0-0.5	240-100018-31	08/23/2018 09:17	08/23/2018 09:17
CPP-SB-1828-0.5-1.0	240-100018-32	08/23/2018 09:37	08/23/2018 09:37
CPP-SB-1829-0.0-0.5	240-100018-34	08/23/2018 09:57	08/23/2018 09:57
CPP-SB-1829-0.5-1.0	240-100018-35	08/23/2018 10:16	08/23/2018 10:16
CPP-SB-1830-0.0-0.5	240-100018-37	08/23/2018 10:36	08/23/2018 10:36
CPP-SB-1830-0.5-1.0	240-100018-38	08/23/2018 10:55	08/23/2018 10:55
CPP-SB-1831-0.0-0.5	240-100018-40	08/23/2018 11:14	08/23/2018 11:14
CPP-SB-1831-0.5-1.0	240-100018-41	08/23/2018 11:34	08/23/2018 11:34
CPP-SB-1832-0.0-0.5	240-100018-43	08/23/2018 11:54	08/23/2018 11:54
CPP-SB-1833-0.0-0.5	240-100018-46	08/23/2018 12:33	08/23/2018 12:33
CPP-SB-1833-0.5-1.0	240-100018-47	08/23/2018 12:52	08/23/2018 12:52
CPP-SB-1834-0.0-0.5	240-100018-49	08/23/2018 13:11	08/23/2018 13:11
CPP-SB-1834-0.5-1.0	240-100018-50	08/23/2018 14:30	08/23/2018 14:30
CPP-SB-1835-0.0-0.5	240-100018-52	08/23/2018 14:49	08/23/2018 14:49
CPP-SB-1835-0.5-1.0	240-100018-53	08/23/2018 15:09	08/23/2018 15:09
CPP-SB-1836-0.0-0.5	240-100018-55	08/23/2018 15:28	08/23/2018 15:28
CPP-SB-1836-0.5-1.0	240-100018-56	08/23/2018 15:48	08/23/2018 15:48
CPP-SB-1837-0.0-0.5	240-100018-58	08/23/2018 16:07	08/23/2018 16:07
CPP-SB-1832-0.5-1.0	240-100018-44	08/25/2018 16:23	08/25/2018 16:23

FORM I
PCBS ORGANICS ANALYSIS DATA SHEET

Lab Name: TestAmerica Canton | Job No.: 240-100018-1

SDG No.:

Client Sample ID: | Lab Sample ID: MB 240-341844/23-A

Matrix: Solid | Lab File ID: P12082309.D

Analysis Method: 8082A | Date Collected:

Extraction Method: 3540C | Date Extracted: 08/21/2018 11:13

Sample wt/vol: 10(g) | Date Analyzed: 08/23/2018 07:40

Con. Extract Vol.: 10(mL) | Dilution Factor: 1

Injection Volume: 1(uL) | GC Column: CLP-1 (0.53mm) ID: 0.53(mm)

% Moisture: | GPC Cleanup:(Y/N) N

Analysis Batch No.: 342126 | Units: ug/Kg

CAS NO.	COMPOUND NAME	RESULT	Q	RL	MDL
12674-11-2	Aroclor-1016	22	U	50	22
11104-28-2	Aroclor-1221	24	U	50	24
11141-16-5	Aroclor-1232	23	U	50	23
53469-21-9	Aroclor-1242	19	U	50	19
12672-29-6	Aroclor-1248	24	U	50	24
11097-69-1	Aroclor-1254	23	U	50	23
11096-82-5	Aroclor-1260	22	U	50	22
37324-23-5	Aroclor-1262	31	U	50	31
11100-14-4	Aroclor-1268	23	U	50	23

CAS NO.	SURROGATE	%REC	Q	LIMITS
877-09-8	Tetrachloro-m-xylene	64		14-128
2051-24-3	DCB Decachlorobiphenyl	66		10-132

FORM IV
PCBS METHOD BLANK SUMMARY

Lab Name: TestAmerica Canton Job No.: 240-100018-1

SDG No.:

Lab Sample ID: MB 240-341850/22-A

Matrix: Solid Date Extracted: 08/21/2018 11:46

Lab File ID:(1) P10082309.D Lab File ID:(2) P10082309.D

Date Analyzed:(1) 08/23/2018 07:03 Date Analyzed:(2) 08/23/2018 07:03

Instrument ID:(1) A2HP10 Instrument ID:(2) A2HP10

GC Column:(1) CLP-2 (0.53m ID: 0.53(mm) GC Column:(2) CLP-1 (0.53m ID: 0.53(mm)

THIS METHOD BLANK APPLIES TO THE FOLLOWING SAMPLES:

CLIENT SAMPLE ID	LAB SAMPLE ID	DATE ANALYZED 1	DATE ANALYZED 2
	LCS 240-341850/23-A	08/23/2018 07:22	08/23/2018 07:22
CPP-SB-1847-0.5-1.0	240-100018-89	08/23/2018 07:41	08/23/2018 07:41
CPP-DUP-01-081618	240-100018-91	08/23/2018 08:00	08/23/2018 08:00
CPP-DUP-02-081618	240-100018-92	08/23/2018 08:18	08/23/2018 08:18
CPP-DUP-03-081618	240-100018-93	08/23/2018 08:37	08/23/2018 08:37
CPP-DUP-04-081618	240-100018-94	08/23/2018 08:56	08/23/2018 08:56
	240-100062-B-19-B MS	08/23/2018 14:43	08/23/2018 14:43
	240-100062-B-19-C MSD	08/23/2018 15:03	08/23/2018 15:03

FORM I
PCBS ORGANICS ANALYSIS DATA SHEET

Lab Name: TestAmerica Canton | Job No.: 240-100018-1

SDG No.:

Client Sample ID: | Lab Sample ID: MB 240-341850/22-A

Matrix: Solid | Lab File ID: P10082309.D

Analysis Method: 8082A | Date Collected:

Extraction Method: 3540C | Date Extracted: 08/21/2018 11:46

Sample wt/vol: 10(g) | Date Analyzed: 08/23/2018 07:03

Con. Extract Vol.: 10(mL) | Dilution Factor: 1

Injection Volume: 1(uL) | GC Column: CLP-2 (0.53mm) ID: 0.53(mm)

% Moisture: | GPC Cleanup:(Y/N) N

Analysis Batch No.: 342123 | Units: ug/Kg

CAS NO.	COMPOUND NAME	RESULT	Q	RL	MDL
12674-11-2	Aroclor-1016	22	U	50	22
11104-28-2	Aroclor-1221	24	U	50	24
11141-16-5	Aroclor-1232	23	U	50	23
53469-21-9	Aroclor-1242	19	U	50	19
12672-29-6	Aroclor-1248	24	U	50	24
11097-69-1	Aroclor-1254	23	U	50	23
11096-82-5	Aroclor-1260	22	U	50	22
37324-23-5	Aroclor-1262	31	U	50	31
11100-14-4	Aroclor-1268	23	U	50	23

CAS NO.	SURROGATE	%REC	Q	LIMITS
877-09-8	Tetrachloro-m-xylene	75		14-128
2051-24-3	DCB Decachlorobiphenyl	80		10-132

FORM IV
PCBS METHOD BLANK SUMMARY

Lab Name: TestAmerica Canton Job No.: 240-100018-1

SDG No.:

Lab Sample ID: MB 240-341875/23-A

Matrix: Solid Date Extracted: 08/21/2018 13:59

Lab File ID:(1) P12082361.D Lab File ID:(2) P12082361.D

Date Analyzed:(1) 08/24/2018 00:35 Date Analyzed:(2) 08/24/2018 00:35

Instrument ID:(1) A2HP12 Instrument ID:(2) A2HP12

GC Column:(1) CLP-2 (0.53m ID: 0.53(mm) GC Column:(2) CLP-1 (0.53m ID: 0.53(mm)

THIS METHOD BLANK APPLIES TO THE FOLLOWING SAMPLES:

CLIENT SAMPLE ID	LAB SAMPLE ID	DATE ANALYZED 1	DATE ANALYZED 2
CPP-SB-1837-0.5-1.0	240-100018-59	08/23/2018 19:03	08/23/2018 19:03
CPP-SB-1838-0.0-0.5	240-100018-61	08/23/2018 19:23	08/23/2018 19:23
CPP-SB-1838-0.0-0.5 MS	240-100018-61 MS	08/23/2018 19:42	08/23/2018 19:42
CPP-SB-1838-0.0-0.5 MSD	240-100018-61 MSD	08/23/2018 20:02	08/23/2018 20:02
CPP-SB-1838-0.5-1.0	240-100018-62	08/23/2018 20:21	08/23/2018 20:21
CPP-SB-1839-0.0-0.5	240-100018-64	08/23/2018 20:41	08/23/2018 20:41
CPP-SB-1839-0.5-1.0	240-100018-65	08/23/2018 21:00	08/23/2018 21:00
CPP-SB-1840-0.0-0.5	240-100018-67	08/23/2018 21:20	08/23/2018 21:20
CPP-SB-1840-0.5-1.0	240-100018-68	08/23/2018 21:39	08/23/2018 21:39
CPP-SB-1841-0.0-0.5	240-100018-70	08/23/2018 21:59	08/23/2018 21:59
CPP-SB-1841-0.5-1.0	240-100018-71	08/23/2018 22:18	08/23/2018 22:18
CPP-SB-1842-0.0-0.5	240-100018-73	08/23/2018 22:38	08/23/2018 22:38
CPP-SB-1842-0.5-1.0	240-100018-74	08/23/2018 22:57	08/23/2018 22:57
CPP-SB-1843-0.0-0.5	240-100018-76	08/23/2018 23:17	08/23/2018 23:17
CPP-SB-1843-0.5-1.0	240-100018-77	08/23/2018 23:36	08/23/2018 23:36
CPP-SB-1844-0.0-0.5	240-100018-79	08/23/2018 23:56	08/23/2018 23:56
CPP-SB-1844-0.5-1.0	240-100018-80	08/24/2018 00:15	08/24/2018 00:15
	LCS 240-341875/24-A	08/24/2018 00:54	08/24/2018 00:54
CPP-SB-1845-0.0-0.5	240-100018-82	08/24/2018 01:33	08/24/2018 01:33
CPP-SB-1845-0.5-1.0	240-100018-83	08/24/2018 01:53	08/24/2018 01:53
CPP-SB-1846-0.0-0.5	240-100018-85	08/24/2018 02:12	08/24/2018 02:12
CPP-SB-1846-0.5-1.0	240-100018-86	08/24/2018 02:32	08/24/2018 02:32
CPP-SB-1847-0.0-0.5	240-100018-88	08/24/2018 02:51	08/24/2018 02:51

FORM I
PCBS ORGANICS ANALYSIS DATA SHEET

Lab Name: TestAmerica Canton | Job No.: 240-100018-1

SDG No.:

Client Sample ID: | Lab Sample ID: MB 240-341875/23-A

Matrix: Solid | Lab File ID: P12082361.D

Analysis Method: 8082A | Date Collected:

Extraction Method: 3540C | Date Extracted: 08/21/2018 13:59

Sample wt/vol: 10(g) | Date Analyzed: 08/24/2018 00:35

Con. Extract Vol.: 10(mL) | Dilution Factor: 1

Injection Volume: 1(uL) | GC Column: CLP-1 (0.53mm) ID: 0.53(mm)

% Moisture: | GPC Cleanup:(Y/N) N

Analysis Batch No.: 342277 | Units: ug/Kg

CAS NO.	COMPOUND NAME	RESULT	Q	RL	MDL
12674-11-2	Aroclor-1016	22	U	50	22
11104-28-2	Aroclor-1221	24	U	50	24
11141-16-5	Aroclor-1232	23	U	50	23
53469-21-9	Aroclor-1242	19	U	50	19
12672-29-6	Aroclor-1248	24	U	50	24
11097-69-1	Aroclor-1254	23	U	50	23
11096-82-5	Aroclor-1260	22	U	50	22
37324-23-5	Aroclor-1262	31	U	50	31
11100-14-4	Aroclor-1268	23	U	50	23

CAS NO.	SURROGATE	%REC	Q	LIMITS
877-09-8	Tetrachloro-m-xylene	58		14-128
2051-24-3	DCB Decachlorobiphenyl	114		10-132

FORM VIII
PCBS INTERNAL STANDARD AREA AND RETENTION TIME SUMMARY

Lab Name: TestAmerica Canton Job No.: 240-100018-1

SDG No.:

Sample No.: STD05 240-329392/31 Date Analyzed: 06/01/2018 02:41

Instrument ID: A2HP10 GC Column: CLP-1 (0.53mm) ID: 0.53(mm)

Lab File ID (Standard): P10053131.D Heated Purge: (Y/N) N

Calibration ID: 45439

		BNB					
		AREA #	RT #	AREA #	RT #	AREA #	RT #
INITIAL CALIBRATION MID-POINT		154541396	2.65				
UPPER LIMIT		309082792	3.15				
LOWER LIMIT		77270698	2.15				
LAB SAMPLE ID	CLIENT SAMPLE ID						
ICV 240-329392/35		148002948	2.64				
ICV 240-329392/36		133386418	2.64				
ICV 240-329392/37		134186045	2.63				
ICV 240-329392/38		146580428	2.65				
ICV 240-329392/39		137785524	2.65				
ICV 240-329392/40		149462687	2.64				
ICV 240-329392/41		141559953	2.64				
ICV 240-329392/42		136361623	2.64				

BNB = 1-Bromo-2-nitrobenzene

Area Limit = 50%-200% of internal standard area
RT Limit = ± 0.5 minutes of internal standard RT

Column used to flag values outside QC limits

FORM VIII 8082A

FORM VIII
PCBS INTERNAL STANDARD AREA AND RETENTION TIME SUMMARY

Lab Name: TestAmerica Canton Job No.: 240-100018-1

SDG No.:

Sample No.: STD05 240-329392/31 Date Analyzed: 06/01/2018 02:41

Instrument ID: A2HP10 GC Column: CLP-2 (0.53mm) ID: 0.53(mm)

Lab File ID (Standard): P10053131.D Heated Purge: (Y/N) N

Calibration ID: 45440

		BNB					
		AREA #	RT #	AREA #	RT #	AREA #	RT #
INITIAL CALIBRATION MID-POINT		78190922	3.31				
UPPER LIMIT		156381844	3.81				
LOWER LIMIT		39095461	2.81				
LAB SAMPLE ID	CLIENT SAMPLE ID						
ICV 240-329392/35		73746872	3.31				
ICV 240-329392/36		65994239	3.31				
ICV 240-329392/37		67475489	3.30				
ICV 240-329392/38		74132632	3.32				
ICV 240-329392/39		69231097	3.31				
ICV 240-329392/40		74161172	3.31				
ICV 240-329392/41		70837617	3.31				
ICV 240-329392/42		68954390	3.31				
CCV 240-342123/3 CCVIS		49583873	3.32				
CCVIS 240-342123/29		61753482	3.32				

BNB = 1-Bromo-2-nitrobenzene

Area Limit = 50%-200% of internal standard area
RT Limit = ± 0.5 minutes of internal standard RT

Column used to flag values outside QC limits

FORM VIII 8082A

FORM VIII
PCBS INTERNAL STANDARD AREA AND RETENTION TIME SUMMARY

Lab Name: TestAmerica Canton Job No.: 240-100018-1

SDG No.:

Sample No.: CCV 240-342123/3 Date Analyzed: 08/23/2018 05:09

Instrument ID: A2HP10 GC Column: CLP-2 (0.53mm) ID: 0.53(mm)

Lab File ID (Standard): P10082303.D Heated Purge: (Y/N) N

Calibration ID: 45440

		BNB					
		AREA #	RT #	AREA #	RT #	AREA #	RT #
12/24 HOUR STD		49583873	3.32				
UPPER LIMIT		99167746	3.82				
LOWER LIMIT		24791937	2.82				
LAB SAMPLE ID	CLIENT SAMPLE ID						
CCV 240-342123/4		48465923	3.31				
CCV 240-342123/5		48775373	3.31				
CCV 240-342123/6		51288143	3.32				
CCV 240-342123/7		51935010	3.31				
MB 240-341850/22-A		51710173	3.32				
LCS 240-341850/23-A		49706740	3.32				
240-100018-89	CPP-SB-1847-0.5-1.0	57354500	3.32				
240-100018-91	CPP-DUP-01-081618	58416707	3.32				
240-100018-92	CPP-DUP-02-081618	58306844	3.32				
240-100018-93	CPP-DUP-03-081618	60094963	3.32				
240-100018-94	CPP-DUP-04-081618	59615749	3.32				

BNB = 1-Bromo-2-nitrobenzene

Area Limit = 50%-200% of internal standard area
RT Limit = ± 0.5 minutes of internal standard RT

Column used to flag values outside QC limits

FORM VIII 8082A

FORM VIII
PCBS INTERNAL STANDARD AREA AND RETENTION TIME SUMMARY

Lab Name: TestAmerica Canton Job No.: 240-100018-1

SDG No.:

Sample No.: CCVIS 240-342123/29 Date Analyzed: 08/23/2018 13:26

Instrument ID: A2HP10 GC Column: CLP-2 (0.53mm) ID: 0.53(mm)

Lab File ID (Standard): P10082329.D Heated Purge: (Y/N) N

Calibration ID: 45440

		BNB					
		AREA #	RT #	AREA #	RT #	AREA #	RT #
12/24 HOUR STD		61753482	3.32				
UPPER LIMIT		123506964	3.82				
LOWER LIMIT		30876741	2.82				
LAB SAMPLE ID	CLIENT SAMPLE ID						
240-100062-B-19-B MS		56360211	3.32				
240-100062-B-19-C MSD		59512380	3.32				

BNB = 1-Bromo-2-nitrobenzene

Area Limit = 50%-200% of internal standard area
RT Limit = ± 0.5 minutes of internal standard RT

Column used to flag values outside QC limits

FORM VIII 8082A

FORM VIII
PCBS INTERNAL STANDARD AREA AND RETENTION TIME SUMMARY

Lab Name: TestAmerica Canton Job No.: 240-100018-1

SDG No.:

Sample No.: STD05 240-323194/31 Date Analyzed: 04/20/2018 04:40

Instrument ID: A2HP12 GC Column: CLP-1 (0.53mm) ID: 0.53(mm)

Lab File ID (Standard): P12041966.D Heated Purge: (Y/N) N

Calibration ID: 44797

		BNB					
		AREA #	RT #	AREA #	RT #	AREA #	RT #
INITIAL CALIBRATION MID-POINT		102367160	2.91				
UPPER LIMIT		204734320	3.41				
LOWER LIMIT		51183580	2.41				
LAB SAMPLE ID	CLIENT SAMPLE ID						
ICV 240-323194/34		98636398	2.91				
ICV 240-323194/35		84788343	2.90				
ICV 240-323194/36		91604500	2.91				
ICV 240-323194/37		92935939	2.91				
ICV 240-323194/38		92211346	2.91				
ICV 240-323194/39		88785685	2.92				
ICV 240-323194/40		92277479	2.91				
ICV 240-323194/41		86785244	2.91				
CCV 240-342126/3 CCVIS		117271251	2.74				
CCVIS 240-342126/29		118937604	2.74				
CCV 240-342277/3 CCVIS		120579398	2.75				
CCVIS 240-342277/28		121967202	2.74				

BNB = 1-Bromo-2-nitrobenzene

Area Limit = 50%-200% of internal standard area
RT Limit = ± 0.5 minutes of internal standard RT

Column used to flag values outside QC limits

FORM VIII 8082A

FORM VIII
PCBS INTERNAL STANDARD AREA AND RETENTION TIME SUMMARY

Lab Name: TestAmerica Canton Job No.: 240-100018-1

SDG No.:

Sample No.: STD05 240-323194/31 Date Analyzed: 04/20/2018 04:40

Instrument ID: A2HP12 GC Column: CLP-2 (0.53mm) ID: 0.53(mm)

Lab File ID (Standard): P12041966.D Heated Purge: (Y/N) N

Calibration ID: 44798

		BNB					
		AREA #	RT #	AREA #	RT #	AREA #	RT #
INITIAL CALIBRATION MID-POINT		105507218	3.44				
UPPER LIMIT		211014436	3.94				
LOWER LIMIT		52753609	2.94				
LAB SAMPLE ID	CLIENT SAMPLE ID						
ICV 240-323194/34		102084371	3.44				
ICV 240-323194/35		90643350	3.44				
ICV 240-323194/36		96277061	3.44				
ICV 240-323194/37		97579932	3.44				
ICV 240-323194/38		97059194	3.44				
ICV 240-323194/39		92821025	3.44				
ICV 240-323194/40		96139868	3.44				
ICV 240-323194/41		91874935	3.44				
CCV 240-342496/3 CCVIS		100842754	3.26				

BNB = 1-Bromo-2-nitrobenzene

Area Limit = 50%-200% of internal standard area
RT Limit = ± 0.5 minutes of internal standard RT

Column used to flag values outside QC limits

FORM VIII 8082A

FORM VIII
PCBS INTERNAL STANDARD AREA AND RETENTION TIME SUMMARY

Lab Name: TestAmerica Canton Job No.: 240-100018-1

SDG No.:

Sample No.: CCV 240-342126/3 Date Analyzed: 08/23/2018 05:43

Instrument ID: A2HP12 GC Column: CLP-1 (0.53mm) ID: 0.53(mm)

Lab File ID (Standard): P12082303.D Heated Purge: (Y/N) N

Calibration ID: 44797

		BNB					
		AREA #	RT #	AREA #	RT #	AREA #	RT #
12/24 HOUR STD		117271251	2.74				
UPPER LIMIT		234542502	3.24				
LOWER LIMIT		58635626	2.24				
LAB SAMPLE ID	CLIENT SAMPLE ID						
CCV 240-342126/4		114006118	2.73				
CCV 240-342126/5		113551712	2.74				
CCV 240-342126/6		114649692	2.74				
CCV 240-342126/7		115284019	2.73				
MB 240-341844/23-A		113331282	2.73				
LCS 240-341844/24-A		110938403	2.73				
240-100018-29	CPP-SB-1827-0.5-1.0	119676496	2.75				
240-100018-29 MS	CPP-SB-1827-0.5-1.0 MS	127041809	2.74				
240-100018-29 MSD	CPP-SB-1827-0.5-1.0 MSD	152021954	2.73				
240-100018-31	CPP-SB-1828-0.0-0.5	123150092	2.74				
240-100018-32	CPP-SB-1828-0.5-1.0	114353507	2.74				
240-100018-34	CPP-SB-1829-0.0-0.5	120912942	2.74				
240-100018-35	CPP-SB-1829-0.5-1.0	120152596	2.75				
240-100018-37	CPP-SB-1830-0.0-0.5	116968469	2.74				
240-100018-38	CPP-SB-1830-0.5-1.0	123386152	2.74				
240-100018-40	CPP-SB-1831-0.0-0.5	118283743	2.74				
240-100018-41	CPP-SB-1831-0.5-1.0	123544100	2.74				
240-100018-43	CPP-SB-1832-0.0-0.5	119869513	2.74				
240-100018-46	CPP-SB-1833-0.0-0.5	114937533	2.73				
240-100018-47	CPP-SB-1833-0.5-1.0	144606334	2.73				
240-100018-49	CPP-SB-1834-0.0-0.5	120310489	2.74				

BNB = 1-Bromo-2-nitrobenzene

Area Limit = 50%-200% of internal standard area
RT Limit = ± 0.5 minutes of internal standard RT

Column used to flag values outside QC limits

FORM VIII 8082A

FORM VIII
PCBS INTERNAL STANDARD AREA AND RETENTION TIME SUMMARY

Lab Name: TestAmerica Canton Job No.: 240-100018-1

SDG No.:

Sample No.: CCVIS 240-342126/29 Date Analyzed: 08/23/2018 14:10

Instrument ID: A2HP12 GC Column: CLP-1 (0.53mm) ID: 0.53(mm)

Lab File ID (Standard): P12082329.D Heated Purge: (Y/N) N

Calibration ID: 44797

		BNB					
		AREA #	RT #	AREA #	RT #	AREA #	RT #
12/24 HOUR STD		118937604	2.74				
UPPER LIMIT		237875208	3.24				
LOWER LIMIT		59468802	2.24				
LAB SAMPLE ID	CLIENT SAMPLE ID						
240-100018-50	CPP-SB-1834-0.5-1.0	120397881	2.75				
240-100018-52	CPP-SB-1835-0.0-0.5	116760596	2.74				
240-100018-53	CPP-SB-1835-0.5-1.0	117314594	2.74				
240-100018-55	CPP-SB-1836-0.0-0.5	119697097	2.74				
240-100018-56	CPP-SB-1836-0.5-1.0	124553884	2.74				
240-100018-58	CPP-SB-1837-0.0-0.5	116375392	2.75				

BNB = 1-Bromo-2-nitrobenzene

Area Limit = 50%-200% of internal standard area
RT Limit = ± 0.5 minutes of internal standard RT

Column used to flag values outside QC limits

FORM VIII 8082A

FORM VIII
PCBS INTERNAL STANDARD AREA AND RETENTION TIME SUMMARY

Lab Name: TestAmerica Canton Job No.: 240-100018-1

SDG No.:

Sample No.: CCV 240-342277/3 Date Analyzed: 08/23/2018 17:06

Instrument ID: A2HP12 GC Column: CLP-1 (0.53mm) ID: 0.53(mm)

Lab File ID (Standard): P12082338.D Heated Purge: (Y/N) N

Calibration ID: 44797

		BNB					
		AREA #	RT #	AREA #	RT #	AREA #	RT #
12/24 HOUR STD		120579398	2.75				
UPPER LIMIT		241158796	3.25				
LOWER LIMIT		60289699	2.25				
LAB SAMPLE ID	CLIENT SAMPLE ID						
CCV 240-342277/4		116830386	2.74				
CCV 240-342277/5		117416801	2.73				
CCV 240-342277/6		117498681	2.74				
CCV 240-342277/7		119556780	2.74				
240-100018-59	CPP-SB-1837-0.5-1.0	116835892	2.74				
240-100018-61	CPP-SB-1838-0.0-0.5	126185902	2.74				
240-100018-61 MS	CPP-SB-1838-0.0-0.5 MS	127369036	2.75				
240-100018-61 MSD	CPP-SB-1838-0.0-0.5 MSD	123052584	2.74				
240-100018-62	CPP-SB-1838-0.5-1.0	131595785	2.74				
240-100018-64	CPP-SB-1839-0.0-0.5	124258774	2.74				
240-100018-65	CPP-SB-1839-0.5-1.0	152613892	2.74				
240-100018-67	CPP-SB-1840-0.0-0.5	125829084	2.74				
240-100018-68	CPP-SB-1840-0.5-1.0	126548872	2.74				
240-100018-70	CPP-SB-1841-0.0-0.5	123982641	2.75				
240-100018-71	CPP-SB-1841-0.5-1.0	142039128	2.74				
240-100018-73	CPP-SB-1842-0.0-0.5	125055372	2.74				
240-100018-74	CPP-SB-1842-0.5-1.0	141272796	2.74				
240-100018-76	CPP-SB-1843-0.0-0.5	125258172	2.74				
240-100018-77	CPP-SB-1843-0.5-1.0	129347995	2.74				
240-100018-79	CPP-SB-1844-0.0-0.5	118836796	2.73				
240-100018-80	CPP-SB-1844-0.5-1.0	130704976	2.74				
MB 240-341875/23-A		126147528	2.74				
LCS 240-341875/24-A		126329532	2.74				

BNB = 1-Bromo-2-nitrobenzene

Area Limit = 50%-200% of internal standard area
RT Limit = ± 0.5 minutes of internal standard RT

Column used to flag values outside QC limits

FORM VIII 8082A

FORM VIII
PCBS INTERNAL STANDARD AREA AND RETENTION TIME SUMMARY

Lab Name: TestAmerica Canton Job No.: 240-100018-1

SDG No.:

Sample No.: CCVIS 240-342277/28 Date Analyzed: 08/24/2018 01:14

Instrument ID: A2HP12 GC Column: CLP-1 (0.53mm) ID: 0.53(mm)

Lab File ID (Standard): P12082363.D Heated Purge: (Y/N) N

Calibration ID: 44797

		BNB					
		AREA #	RT #	AREA #	RT #	AREA #	RT #
12/24 HOUR STD		121967202	2.74				
UPPER LIMIT		243934404	3.24				
LOWER LIMIT		60983601	2.24				
LAB SAMPLE ID	CLIENT SAMPLE ID						
240-100018-82	CPP-SB-1845-0.0-0.5	131186971	2.74				
240-100018-83	CPP-SB-1845-0.5-1.0	140463300	2.74				
240-100018-85	CPP-SB-1846-0.0-0.5	155698390	2.75				
240-100018-86	CPP-SB-1846-0.5-1.0	131659819	2.75				
240-100018-88	CPP-SB-1847-0.0-0.5	128005800	2.75				

BNB = 1-Bromo-2-nitrobenzene

Area Limit = 50%-200% of internal standard area
RT Limit = ± 0.5 minutes of internal standard RT

Column used to flag values outside QC limits

FORM VIII 8082A

FORM VIII
PCBS INTERNAL STANDARD AREA AND RETENTION TIME SUMMARY

Lab Name: TestAmerica Canton Job No.: 240-100018-1

SDG No.:

Sample No.: CCV 240-342496/3 Date Analyzed: 08/25/2018 09:33

Instrument ID: A2HP12 GC Column: CLP-2 (0.53mm) ID: 0.53(mm)

Lab File ID (Standard): P12082503.D Heated Purge: (Y/N) N

Calibration ID: 44798

		BNB					
		AREA #	RT #	AREA #	RT #	AREA #	RT #
12/24 HOUR STD		100842754	3.26				
UPPER LIMIT		201685508	3.76				
LOWER LIMIT		50421377	2.76				
LAB SAMPLE ID	CLIENT SAMPLE ID						
CCV 240-342496/4		99513318	3.26				
CCV 240-342496/5		98846684	3.26				
CCV 240-342496/6		100462441	3.25				
CCV 240-342496/7		67941613	3.26				
240-100018-44	CPP-SB-1832-0.5-1.0	103609894	3.26				

BNB = 1-Bromo-2-nitrobenzene

Area Limit = 50%-200% of internal standard area
RT Limit = ± 0.5 minutes of internal standard RT

Column used to flag values outside QC limits

FORM VIII 8082A

FORM VIII
PCBS INTERNAL STANDARD AREA AND RETENTION TIME SUMMARY

Lab Name: TestAmerica Canton Job No.: 240-100018-1

SDG No.:

Sample No.: STD05 240-337545/31 Date Analyzed: 07/23/2018 23:56

Instrument ID: A2HP13 GC Column: CLP-1 (0.53mm) ID: 0.53(mm)

Lab File ID (Standard): P13072331.D Heated Purge: (Y/N) N

Calibration ID: 46223

		BNB					
		AREA #	RT #	AREA #	RT #	AREA #	RT #
INITIAL CALIBRATION MID-POINT		50108191	1.74				
UPPER LIMIT		100216382	2.24				
LOWER LIMIT		25054096	1.24				
LAB SAMPLE ID	CLIENT SAMPLE ID						
ICV 240-337545/34		45529720	1.74				
ICV 240-337545/35		45736122	1.74				
ICV 240-337545/36		46134018	1.74				
ICV 240-337545/37		45673596	1.74				
ICV 240-337545/38		44312359	1.74				
ICV 240-337545/39		49008264	1.74				
ICV 240-337545/40		46617607	1.74				
ICV 240-337545/41		46873494	1.74				
CCV 240-342129/3 CCVIS		52667696	1.72				

BNB = 1-Bromo-2-nitrobenzene

Area Limit = 50%-200% of internal standard area
RT Limit = ± 0.5 minutes of internal standard RT

Column used to flag values outside QC limits

FORM VIII 8082A

FORM VIII
PCBS INTERNAL STANDARD AREA AND RETENTION TIME SUMMARY

Lab Name: TestAmerica Canton Job No.: 240-100018-1

SDG No.:

Sample No.: STD05 240-337545/31 Date Analyzed: 07/23/2018 23:56

Instrument ID: A2HP13 GC Column: CLP-2 (0.53mm) ID: 0.53(mm)

Lab File ID (Standard): P13072331.D Heated Purge: (Y/N) N

Calibration ID: 46224

		BNB					
		AREA #	RT #	AREA #	RT #	AREA #	RT #
INITIAL CALIBRATION MID-POINT		37666251	1.93				
UPPER LIMIT		75332502	2.43				
LOWER LIMIT		18833126	1.43				
LAB SAMPLE ID	CLIENT SAMPLE ID						
ICV 240-337545/34		34468501	1.93				
ICV 240-337545/35		34487286	1.93				
ICV 240-337545/36		34818638	1.93				
ICV 240-337545/37		34543827	1.93				
ICV 240-337545/38		33480504	1.93				
ICV 240-337545/39		37058759	1.93				
ICV 240-337545/40		35237347	1.93				
ICV 240-337545/41		35497773	1.93				
CCV 240-342129/3 CCVIS		39209942	1.91				
CCVIS 240-342129/29		40008177	1.92				

BNB = 1-Bromo-2-nitrobenzene

Area Limit = 50%-200% of internal standard area
RT Limit = ± 0.5 minutes of internal standard RT

Column used to flag values outside QC limits

FORM VIII 8082A

FORM VIII
PCBS INTERNAL STANDARD AREA AND RETENTION TIME SUMMARY

Lab Name: TestAmerica Canton Job No.: 240-100018-1

SDG No.:

Sample No.: CCV 240-342129/3 Date Analyzed: 08/23/2018 05:36

Instrument ID: A2HP13 GC Column: CLP-1 (0.53mm) ID: 0.53(mm)

Lab File ID (Standard): P13082303.D Heated Purge: (Y/N) N

Calibration ID: 46223

		BNB					
		AREA #	RT #	AREA #	RT #	AREA #	RT #
12/24 HOUR STD		52667696	1.72				
UPPER LIMIT		105335392	2.22				
LOWER LIMIT		26333848	1.22				
LAB SAMPLE ID	CLIENT SAMPLE ID						
240-100018-2	CPP-SB-1818-0.5-1.0	50867584	1.73				

BNB = 1-Bromo-2-nitrobenzene

Area Limit = 50%-200% of internal standard area
RT Limit = ± 0.5 minutes of internal standard RT

Column used to flag values outside QC limits

FORM VIII 8082A

FORM VIII
PCBS INTERNAL STANDARD AREA AND RETENTION TIME SUMMARY

Lab Name: TestAmerica Canton Job No.: 240-100018-1

SDG No.:

Sample No.: CCV 240-342129/3 Date Analyzed: 08/23/2018 05:36

Instrument ID: A2HP13 GC Column: CLP-2 (0.53mm) ID: 0.53(mm)

Lab File ID (Standard): P13082303.D Heated Purge: (Y/N) N

Calibration ID: 46224

		BNB					
		AREA #	RT #	AREA #	RT #	AREA #	RT #
12/24 HOUR STD		39209942	1.91				
UPPER LIMIT		78419884	2.41				
LOWER LIMIT		19604971	1.41				
LAB SAMPLE ID	CLIENT SAMPLE ID						
CCV 240-342129/4		38247604	1.91				
CCV 240-342129/5		38198469	1.91				
CCV 240-342129/6		38967259	1.91				
CCV 240-342129/7		38611979	1.91				
MB 240-341818/23-A		37208311	1.91				
LCS 240-341818/24-A		36647578	1.91				
240-100018-28	CPP-SB-1827-0.0-0.5	37461755	1.91				
240-100018-28 MS	CPP-SB-1827-0.0-0.5 MS	36393529	1.91				
240-100018-28 MSD	CPP-SB-1827-0.0-0.5 MSD	36623464	1.91				
240-100018-1	CPP-SB-1818-0.0-0.5	38902097	1.91				
240-100018-2	CPP-SB-1818-0.5-1.0	36242117	1.92				
240-100018-4	CPP-SB-1819-0.0-0.5	38312837	1.92				
240-100018-5	CPP-SB-1819-0.5-1.0	39609015	1.92				
240-100018-7	CPP-SB-1820-0.0-0.5	40123242	1.92				
240-100018-8	CPP-SB-1820-0.5-1.0	40233872	1.92				
240-100018-10	CPP-SB-1821-0.0-0.5	39691446	1.92				
240-100018-11	CPP-SB-1821-0.5-1.0	40639337	1.92				
240-100018-13	CPP-SB-1822-0.0-0.5	40185687	1.92				
240-100018-14	CPP-SB-1822-0.5-1.0	40030552	1.92				
240-100018-16	CPP-SB-1823-0.0-0.5	40566022	1.92				
240-100018-17	CPP-SB-1823-0.5-1.0	40583960	1.92				

BNB = 1-Bromo-2-nitrobenzene

Area Limit = 50%-200% of internal standard area
RT Limit = ± 0.5 minutes of internal standard RT

Column used to flag values outside QC limits

FORM VIII 8082A

FORM VIII
PCBS INTERNAL STANDARD AREA AND RETENTION TIME SUMMARY

Lab Name: TestAmerica Canton Job No.: 240-100018-1

SDG No.:

Sample No.: CCVIS 240-342129/29 Date Analyzed: 08/23/2018 13:09

Instrument ID: A2HP13 GC Column: CLP-2 (0.53mm) ID: 0.53(mm)

Lab File ID (Standard): P13082329.D Heated Purge: (Y/N) N

Calibration ID: 46224

		BNB					
		AREA #	RT #	AREA #	RT #	AREA #	RT #
12/24 HOUR STD		40008177	1.92				
UPPER LIMIT		80016354	2.42				
LOWER LIMIT		20004089	1.42				
LAB SAMPLE ID	CLIENT SAMPLE ID						
240-100018-19	CPP-SB-1824-0.0-0.5	41741427	1.92				
240-100018-20	CPP-SB-1824-0.5-1.0	41182722	1.92				
240-100018-22	CPP-SB-1825-0.0-0.5	41105540	1.92				
240-100018-23	CPP-SB-1825-0.5-1.0	41348138	1.92				
240-100018-25	CPP-SB-1826-0.0-0.5	39826222	1.92				
240-100018-26	CPP-SB-1826-0.5-1.0	39995465	1.92				

BNB = 1-Bromo-2-nitrobenzene

Area Limit = 50%-200% of internal standard area
RT Limit = ± 0.5 minutes of internal standard RT

Column used to flag values outside QC limits

FORM VIII 8082A

FORM X
IDENTIFICATION SUMMARY

Lab Name: TestAmerica Canton Job No.: 240-100018-1

SDG No.:

Client Sample ID: CPP-SB-1818-0.0-0.5 Lab Sample ID: 240-100018-1

Instrument ID (1): A2HP13 Instrument ID (2): A2HP13

Date Analyzed (1): 08/23/2018 09:05 Date Analyzed (2): 08/23/2018 09:05

GC Column (1): CLP-2 (0.53mm ID: 0.53(mm) GC Column (2): CLP-1 (0.53mm ID: 0.53(mm)

ANALYTE	COL	PEAK	RT	RT WINDOW		CONCENTRATION		RPD
				FROM	TO	PEAK	MEAN	
Aroclor-1260	1	1	7.59	7.57	7.61	300	410	9.0
		2	7.84	7.83	7.86	460		
		3	8.37	8.35	8.39	396		
		4	9.00	8.98	9.02	467		
		5	9.37	9.36	9.39	448		
	2	1	6.71	6.70	6.74	337	450	
		2	7.06	7.04	7.08	467		
		3	7.39	7.37	7.41	575		
		4	8.19	8.17	8.21	415		
		5	8.52	8.50	8.54	472		

FORM X
IDENTIFICATION SUMMARY

Lab Name: TestAmerica Canton Job No.: 240-100018-1

SDG No.:

Client Sample ID: CPP-SB-1818-0.5-1.0 Lab Sample ID: 240-100018-2

Instrument ID (1): A2HP13 Instrument ID (2): A2HP13

Date Analyzed (1): 08/23/2018 09:22 Date Analyzed (2): 08/23/2018 09:22

GC Column (1): CLP-2 (0.53mm ID: 0.53(mm) GC Column (2): CLP-1 (0.53mm ID: 0.53(mm)

ANALYTE	COL	PEAK	RT	RT WINDOW		CONCENTRATION		RPD
				FROM	TO	PEAK	MEAN	
Aroclor-1260	1	1	7.59	7.57	7.61	110	180	46.4
		2	7.85	7.83	7.86	74.0		
		3	8.37	8.35	8.39	137		
		4	8.99	8.98	9.02	403		
		5	9.37	9.36	9.39	170		
	2	1	6.71	6.70	6.74	78.5	110	
		2	7.06	7.04	7.08	77.1		
		3	7.38	7.37	7.41	138		
		4	8.18	8.17	8.21	143		
		5	8.52	8.50	8.54	121		

FORM X
IDENTIFICATION SUMMARY

Lab Name: TestAmerica Canton Job No.: 240-100018-1

SDG No.:

Client Sample ID: CPP-SB-1819-0.0-0.5 Lab Sample ID: 240-100018-4

Instrument ID (1): A2HP13 Instrument ID (2): A2HP13

Date Analyzed (1): 08/23/2018 09:40 Date Analyzed (2): 08/23/2018 09:40

GC Column (1): CLP-2 (0.53mm ID: 0.53(mm) GC Column (2): CLP-1 (0.53mm ID: 0.53(mm)

ANALYTE	COL	PEAK	RT	RT WINDOW		CONCENTRATION		RPD
				FROM	TO	PEAK	MEAN	
Aroclor-1260	1	1	7.59	7.57	7.61	1900	2500	5.0
		2	7.84	7.83	7.86	2320		
		3	8.37	8.35	8.39	2010		
		4	9.00	8.98	9.02	3390		
		5	9.37	9.36	9.39	2780		
	2	1	6.72	6.70	6.74	1970	2600	
		2	7.06	7.04	7.08	2430		
		3	7.39	7.37	7.41	3120		
		4	8.19	8.17	8.21	2400		
		5	8.52	8.50	8.54	3110		

FORM X
IDENTIFICATION SUMMARY

Lab Name: TestAmerica Canton Job No.: 240-100018-1

SDG No.:

Client Sample ID: CPP-SB-1819-0.5-1.0 Lab Sample ID: 240-100018-5

Instrument ID (1): A2HP13 Instrument ID (2): A2HP13

Date Analyzed (1): 08/23/2018 09:57 Date Analyzed (2): 08/23/2018 09:57

GC Column (1): CLP-2 (0.53mm ID: 0.53(mm) GC Column (2): CLP-1 (0.53mm ID: 0.53(mm)

ANALYTE	COL	PEAK	RT	RT WINDOW		CONCENTRATION		RPD
				FROM	TO	PEAK	MEAN	
Aroclor-1260	1	1	7.59	7.57	7.61	165	280	12.1
		2	7.84	7.83	7.86	154		
		3	8.37	8.35	8.39	225		
		4	8.99	8.98	9.02	515		
		5	9.37	9.36	9.39	340		
	2	1	6.71	6.70	6.74	200	250	
		2	7.05	7.04	7.08	183		
		3	7.38	7.37	7.41	302		
		4	8.18	8.17	8.21	270		
		5	8.52	8.50	8.54	284		

FORM X
IDENTIFICATION SUMMARY

Lab Name: TestAmerica Canton Job No.: 240-100018-1

SDG No.:

Client Sample ID: CPP-SB-1820-0.0-0.5 Lab Sample ID: 240-100018-7

Instrument ID (1): A2HP13 Instrument ID (2): A2HP13

Date Analyzed (1): 08/23/2018 10:15 Date Analyzed (2): 08/23/2018 10:15

GC Column (1): CLP-2 (0.53mm ID: 0.53(mm) GC Column (2): CLP-1 (0.53mm ID: 0.53(mm)

ANALYTE	COL	PEAK	RT	RT WINDOW		CONCENTRATION		RPD
				FROM	TO	PEAK	MEAN	
Aroclor-1260	1	1	7.59	7.57	7.61	447	630	7.1
		2	7.85	7.83	7.86	577		
		3	8.37	8.35	8.39	527		
		4	9.00	8.98	9.02	955		
		5	9.37	9.36	9.39	642		
	2	1	6.72	6.70	6.74	468	590	
		2	7.06	7.04	7.08	542		
		3	7.39	7.37	7.41	673		
		4	8.19	8.17	8.21	563		
		5	8.52	8.50	8.54	685		

FORM X
IDENTIFICATION SUMMARY

Lab Name: TestAmerica Canton Job No.: 240-100018-1

SDG No.:

Client Sample ID: CPP-SB-1821-0.0-0.5 Lab Sample ID: 240-100018-10

Instrument ID (1): A2HP13 Instrument ID (2): A2HP13

Date Analyzed (1): 08/23/2018 10:49 Date Analyzed (2): 08/23/2018 10:49

GC Column (1): CLP-2 (0.53mm ID: 0.53(mm) GC Column (2): CLP-1 (0.53mm ID: 0.53(mm)

ANALYTE	COL	PEAK	RT	RT WINDOW		CONCENTRATION		RPD
				FROM	TO	PEAK	MEAN	
Aroclor-1260	1	1	7.59	7.57	7.61	2280	3000	21.0
		2	7.85	7.83	7.86	3220		
		3	8.38	8.35	8.39	2560		
		4	9.00	8.98	9.02	3450		
		5	9.38	9.36	9.39	3280		
	2	1	6.72	6.70	6.74	2670	3700	
		2	7.06	7.04	7.08	3520		
		3	7.39	7.37	7.41	4600		
		4	8.19	8.17	8.21	3380		
		5	8.52	8.50	8.54	4080		

FORM X
IDENTIFICATION SUMMARY

Lab Name: TestAmerica Canton Job No.: 240-100018-1

SDG No.:

Client Sample ID: CPP-SB-1822-0.0-0.5 Lab Sample ID: 240-100018-13

Instrument ID (1): A2HP13 Instrument ID (2): A2HP13

Date Analyzed (1): 08/23/2018 11:24 Date Analyzed (2): 08/23/2018 11:24

GC Column (1): CLP-2 (0.53mm ID: 0.53(mm) GC Column (2): CLP-1 (0.53mm ID: 0.53(mm)

ANALYTE	COL	PEAK	RT	RT WINDOW		CONCENTRATION		RPD
				FROM	TO	PEAK	MEAN	
Aroclor-1260	1	1	7.59	7.57	7.61	372	490	3.3
		2	7.85	7.83	7.86	440		
		3	8.37	8.35	8.39	393		
		4	8.99	8.98	9.02	767		
		5	9.37	9.36	9.39	491		
	2	1	6.72	6.70	6.74	403	510	
		2	7.06	7.04	7.08	485		
		3	7.39	7.37	7.41	580		
		4	8.19	8.17	8.21	493		
		5	8.52	8.50	8.54	586		

FORM X
IDENTIFICATION SUMMARY

Lab Name: TestAmerica Canton Job No.: 240-100018-1

SDG No.:

Client Sample ID: CPP-SB-1823-0.0-0.5 Lab Sample ID: 240-100018-16

Instrument ID (1): A2HP13 Instrument ID (2): A2HP13

Date Analyzed (1): 08/23/2018 11:59 Date Analyzed (2): 08/23/2018 11:59

GC Column (1): CLP-2 (0.53mm ID: 0.53(mm) GC Column (2): CLP-1 (0.53mm ID: 0.53(mm)

ANALYTE	COL	PEAK	RT	RT WINDOW		CONCENTRATION		RPD
				FROM	TO	PEAK	MEAN	
Aroclor-1260	1	1	7.59	7.57	7.61	71.5	63	8.7
		2	7.85	7.83	7.86	60.0		
		3	8.38	8.35	8.39	64.8		
		5	9.38	9.36	9.39	56.0		
	2	1	6.72	6.70	6.74	51.0	69	
		2	7.06	7.04	7.08	57.0		
		3	7.39	7.37	7.41	72.9		
		4	8.19	8.17	8.21	89.1		
		5	8.52	8.50	8.54	74.1		

FORM X
IDENTIFICATION SUMMARY

Lab Name: TestAmerica Canton Job No.: 240-100018-1

SDG No.:

Client Sample ID: CPP-SB-1823-0.5-1.0 Lab Sample ID: 240-100018-17

Instrument ID (1): A2HP13 Instrument ID (2): A2HP13

Date Analyzed (1): 08/23/2018 12:16 Date Analyzed (2): 08/23/2018 12:16

GC Column (1): CLP-2 (0.53mm ID: 0.53(mm) GC Column (2): CLP-1 (0.53mm ID: 0.53(mm)

ANALYTE	COL	PEAK	RT	RT WINDOW		CONCENTRATION		RPD
				FROM	TO	PEAK	MEAN	
Aroclor-1260	1	1	7.59	7.57	7.61	34.4	30	20.0
		2	7.85	7.83	7.86	31.7		
		5	9.38	9.36	9.39	31.4		
	2	1	6.72	6.70	6.74	28.0	37	
		2	7.06	7.04	7.08	30.1		
		3	7.39	7.37	7.41	31.4		
		4	8.18	8.17	8.21	58.2		
		5	8.52	8.50	8.54	34.9		

FORM X
IDENTIFICATION SUMMARY

Lab Name: TestAmerica Canton Job No.: 240-100018-1

SDG No.:

Client Sample ID: CPP-SB-1824-0.0-0.5 Lab Sample ID: 240-100018-19

Instrument ID (1): A2HP13 Instrument ID (2): A2HP13

Date Analyzed (1): 08/23/2018 13:26 Date Analyzed (2): 08/23/2018 13:26

GC Column (1): CLP-2 (0.53mm ID: 0.53(mm) GC Column (2): CLP-1 (0.53mm ID: 0.53(mm)

ANALYTE	COL	PEAK	RT	RT WINDOW		CONCENTRATION		RPD
				FROM	TO	PEAK	MEAN	
Aroclor-1260	1	1	7.59	7.57	7.61	626	880	14.7
		2	7.84	7.83	7.86	943		
		3	8.37	8.35	8.39	831		
		5	9.37	9.36	9.39	1130		
	2	1	6.72	6.70	6.74	683	1000	
		2	7.06	7.04	7.08	1000		
		3	7.39	7.37	7.41	1240		
		4	8.19	8.17	8.21	969		
		5	8.52	8.50	8.54	1230		

FORM X
IDENTIFICATION SUMMARY

Lab Name: TestAmerica Canton Job No.: 240-100018-1

SDG No.:

Client Sample ID: CPP-SB-1824-0.5-1.0 Lab Sample ID: 240-100018-20

Instrument ID (1): A2HP13 Instrument ID (2): A2HP13

Date Analyzed (1): 08/23/2018 13:43 Date Analyzed (2): 08/23/2018 13:43

GC Column (1): CLP-2 (0.53mm ID: 0.53(mm) GC Column (2): CLP-1 (0.53mm ID: 0.53(mm)

ANALYTE	COL	PEAK	RT	RT WINDOW		CONCENTRATION		RPD
				FROM	TO	PEAK	MEAN	
Aroclor-1260	1	1	7.59	7.57	7.61	38.6	40	9.0
		2	7.85	7.83	7.86	31.8		
		3	8.37	8.35	8.39	37.7		
		5	9.37	9.36	9.39	50.0		
	2	1	6.72	6.70	6.74	26.0	43	
		2	7.06	7.04	7.08	26.6		
		3	7.39	7.37	7.41	62.8		
		4	8.18	8.17	8.21	56.6		
		5	8.52	8.50	8.54	44.3		

FORM X
IDENTIFICATION SUMMARY

Lab Name: TestAmerica Canton Job No.: 240-100018-1

SDG No.:

Client Sample ID: CPP-SB-1825-0.0-0.5 Lab Sample ID: 240-100018-22

Instrument ID (1): A2HP13 Instrument ID (2): A2HP13

Date Analyzed (1): 08/23/2018 14:01 Date Analyzed (2): 08/23/2018 14:01

GC Column (1): CLP-2 (0.53mm ID: 0.53(mm) GC Column (2): CLP-1 (0.53mm ID: 0.53(mm)

ANALYTE	COL	PEAK	RT	RT WINDOW		CONCENTRATION		RPD
				FROM	TO	PEAK	MEAN	
Aroclor-1260	1	1	7.59	7.57	7.61	1140	1800	4.6
		2	7.85	7.83	7.86	1640		
		3	8.37	8.35	8.39	1400		
		4	9.00	8.98	9.02	2710		
		5	9.37	9.36	9.39	2210		
	2	1	6.72	6.70	6.74	1160	1700	
		2	7.06	7.04	7.08	1630		
		3	7.39	7.37	7.41	2070		
		4	8.19	8.17	8.21	1650		
		5	8.52	8.50	8.54	2180		

FORM X
IDENTIFICATION SUMMARY

Lab Name: TestAmerica Canton Job No.: 240-100018-1

SDG No.:

Client Sample ID: CPP-SB-1825-0.5-1.0 Lab Sample ID: 240-100018-23

Instrument ID (1): A2HP13 Instrument ID (2): A2HP13

Date Analyzed (1): 08/23/2018 14:18 Date Analyzed (2): 08/23/2018 14:18

GC Column (1): CLP-2 (0.53mm ID: 0.53(mm) GC Column (2): CLP-1 (0.53mm ID: 0.53(mm)

ANALYTE	COL	PEAK	RT	RT WINDOW		CONCENTRATION		RPD
				FROM	TO	PEAK	MEAN	
Aroclor-1260	1	1	7.59	7.57	7.61	53.4	64	18.0
		2	7.85	7.83	7.86	76.0		
		3	8.37	8.35	8.39	66.5		
		5	9.37	9.36	9.39	61.9		
	2	1	6.72	6.70	6.74	49.0	77	
		2	7.06	7.04	7.08	72.8		
		3	7.39	7.37	7.41	90.5		
		4	8.19	8.17	8.21	96.9		
		5	8.52	8.50	8.54	76.7		

FORM X
IDENTIFICATION SUMMARY

Lab Name: TestAmerica Canton Job No.: 240-100018-1

SDG No.:

Client Sample ID: CPP-SB-1826-0.0-0.5 Lab Sample ID: 240-100018-25

Instrument ID (1): A2HP13 Instrument ID (2): A2HP13

Date Analyzed (1): 08/23/2018 14:35 Date Analyzed (2): 08/23/2018 14:35

GC Column (1): CLP-2 (0.53mm ID: 0.53(mm) GC Column (2): CLP-1 (0.53mm ID: 0.53(mm)

ANALYTE	COL	PEAK	RT	RT WINDOW		CONCENTRATION		RPD
				FROM	TO	PEAK	MEAN	
Aroclor-1260	1	1	7.59	7.57	7.61	526	740	2.8
		2	7.85	7.83	7.86	675		
		3	8.37	8.35	8.39	677		
		4	9.00	8.98	9.02	1040		
		5	9.37	9.36	9.39	779		
	2	1	6.72	6.70	6.74	621	760	
		2	7.06	7.04	7.08	719		
		3	7.39	7.37	7.41	820		
		4	8.19	8.17	8.21	755		
		5	8.52	8.50	8.54	888		

FORM X
IDENTIFICATION SUMMARY

Lab Name: TestAmerica Canton Job No.: 240-100018-1

SDG No.:

Client Sample ID: CPP-SB-1826-0.5-1.0 Lab Sample ID: 240-100018-26

Instrument ID (1): A2HP13 Instrument ID (2): A2HP13

Date Analyzed (1): 08/23/2018 14:53 Date Analyzed (2): 08/23/2018 14:53

GC Column (1): CLP-2 (0.53mm ID: 0.53(mm) GC Column (2): CLP-1 (0.53mm ID: 0.53(mm)

ANALYTE	COL	PEAK	RT	RT WINDOW		CONCENTRATION		RPD
				FROM	TO	PEAK	MEAN	
Aroclor-1260	1	1	7.59	7.57	7.61	156	160	15.3
		2	7.85	7.83	7.86	144		
		3	8.37	8.35	8.39	141		
		5	9.37	9.36	9.39	205		
	2	1	6.72	6.70	6.74	140	190	
		2	7.06	7.04	7.08	153		
		3	7.39	7.37	7.41	244		
		4	8.19	8.17	8.21	206		
		5	8.52	8.50	8.54	199		

FORM X
IDENTIFICATION SUMMARY

Lab Name: TestAmerica Canton Job No.: 240-100018-1

SDG No.:

Client Sample ID: CPP-SB-1827-0.0-0.5 Lab Sample ID: 240-100018-28

Instrument ID (1): A2HP13 Instrument ID (2): A2HP13

Date Analyzed (1): 08/23/2018 08:13 Date Analyzed (2): 08/23/2018 08:13

GC Column (1): CLP-2 (0.53mm ID: 0.53(mm) GC Column (2): CLP-1 (0.53mm ID: 0.53(mm)

ANALYTE	COL	PEAK	RT	RT WINDOW		CONCENTRATION		RPD
				FROM	TO	PEAK	MEAN	
Aroclor-1260	1	1	7.59	7.57	7.61	4390	5800	1.0
		2	7.84	7.83	7.86	6150		
		3	8.37	8.35	8.39	5250		
		4	9.00	8.98	9.02	6840		
		5	9.37	9.35	9.39	6390		
	2	1	6.71	6.70	6.73	4280	5900	
		2	7.06	7.04	7.08	5800		
		3	7.39	7.37	7.41	7080		
		4	8.19	8.17	8.21	5470		
		5	8.52	8.50	8.54	6690		

FORM X
IDENTIFICATION SUMMARY

Lab Name: TestAmerica Canton Job No.: 240-100018-1

SDG No.:

Client Sample ID: CPP-SB-1827-0.0-0.5 MS Lab Sample ID: 240-100018-28 MS

Instrument ID (1): A2HP13 Instrument ID (2): A2HP13

Date Analyzed (1): 08/23/2018 08:30 Date Analyzed (2): 08/23/2018 08:30

GC Column (1): CLP-2 (0.53mm ID: 0.53(mm) GC Column (2): CLP-1 (0.53mm ID: 0.53(mm)

ANALYTE	COL	PEAK	RT	RT WINDOW		CONCENTRATION		RPD
				FROM	TO	PEAK	MEAN	
Aroclor-1016	1	1	4.01	3.99	4.03	1700	1660	2.4
		2	4.60	4.59	4.63	1550		
		3	5.23	5.21	5.25	1630		
		4	5.41	5.39	5.43	1840		
		5	5.79	5.77	5.81	1590		
	2	1	3.26	3.24	3.28	1760	1700	
		2	3.78	3.76	3.80	1710		
		3	4.44	4.42	4.45	1530		
		4	4.61	4.59	4.63	1760		
		5	4.95	4.93	4.97	1740		
Aroclor-1260	1	1	7.59	7.57	7.61	4290	5540	11.0
		2	7.84	7.83	7.86	5820		
		3	8.37	8.35	8.39	5320		
		4	9.00	8.98	9.02	6000		
		5	9.37	9.35	9.39	6280		
	2	1	6.71	6.70	6.73	4670	6190	
		2	7.06	7.04	7.08	6030		
		3	7.39	7.37	7.41	7400		
		4	8.19	8.17	8.21	5880		
		5	8.52	8.50	8.54	6960		

FORM X
IDENTIFICATION SUMMARY

Lab Name: TestAmerica Canton Job No.: 240-100018-1

SDG No.:

Client Sample ID: CPP-SB-1827-0.0-0.5 MSD Lab Sample ID: 240-100018-28 MSD

Instrument ID (1): A2HP13 Instrument ID (2): A2HP13

Date Analyzed (1): 08/23/2018 08:48 Date Analyzed (2): 08/23/2018 08:48

GC Column (1): CLP-2 (0.53mm ID: 0.53(mm) GC Column (2): CLP-1 (0.53mm ID: 0.53(mm)

ANALYTE	COL	PEAK	RT	RT WINDOW		CONCENTRATION		RPD
				FROM	TO	PEAK	MEAN	
Aroclor-1016	1	1	4.01	3.99	4.03	1840	1840	1.9
		2	4.60	4.59	4.63	1810		
		3	5.23	5.21	5.25	1850		
		4	5.41	5.39	5.43	1840		
		5	5.79	5.77	5.81	1870		
	2	1	3.26	3.24	3.28	1920	1880	
		2	3.78	3.76	3.80	1890		
		3	4.44	4.42	4.45	1690		
		4	4.61	4.59	4.63	1990		
		5	4.95	4.93	4.97	1910		
Aroclor-1260	1	1	7.59	7.57	7.61	5800	7640	8.9
		2	7.84	7.83	7.86	8430		
		3	8.37	8.35	8.39	7090		
		4	8.99	8.98	9.02	8420		
		5	9.37	9.35	9.39	8470		
	2	1	6.71	6.70	6.73	6230	8350	
		2	7.06	7.04	7.08	8700		
		3	7.39	7.37	7.41	8630		
		4	8.19	8.17	8.21	8130		
		5	8.52	8.50	8.54	10100		

FORM X
IDENTIFICATION SUMMARY

Lab Name: TestAmerica Canton Job No.: 240-100018-1

SDG No.:

Client Sample ID: CPP-SB-1827-0.5-1.0 Lab Sample ID: 240-100018-29

Instrument ID (1): A2HP12 Instrument ID (2): A2HP12

Date Analyzed (1): 08/23/2018 08:19 Date Analyzed (2): 08/23/2018 08:19

GC Column (1): CLP-2 (0.53mm ID: 0.53(mm) GC Column (2): CLP-1 (0.53mm ID: 0.53(mm)

ANALYTE	COL	PEAK	RT	RT WINDOW		CONCENTRATION		RPD
				FROM	TO	PEAK	MEAN	
Aroclor-1260	1	1	8.88	8.87	8.91	199	200	37.5
		2	9.14	9.12	9.16	135		
		3	10.00	9.98	10.02	216		
		5	10.67	10.66	10.70	253		
	2	1	7.92	7.90	7.94	138	140	
		2	8.25	8.23	8.27	112		
		3	8.56	8.55	8.59	162		
		4	9.35	9.33	9.37	138		
		5	9.66	9.65	9.69	137		

FORM X
IDENTIFICATION SUMMARY

Lab Name: TestAmerica Canton Job No.: 240-100018-1

SDG No.:

Client Sample ID: CPP-SB-1827-0.5-1.0 MS Lab Sample ID: 240-100018-29 MS

Instrument ID (1): A2HP12 Instrument ID (2): A2HP12

Date Analyzed (1): 08/23/2018 08:39 Date Analyzed (2): 08/23/2018 08:39

GC Column (1): CLP-2 (0.53mm ID: 0.53(mm) GC Column (2): CLP-1 (0.53mm ID: 0.53(mm)

ANALYTE	COL	PEAK	RT	RT WINDOW		CONCENTRATION		RPD
				FROM	TO	PEAK	MEAN	
Aroclor-1016	1	1	5.41	5.39	5.43	668	676	6.9
		2	5.98	5.96	6.00	683		
		3	6.59	6.57	6.61	744		
		4	6.76	6.74	6.78	708		
		5	7.12	7.10	7.14	577		
	2	1	4.62	4.60	4.64	665	631	
		2	5.11	5.09	5.13	653		
		3	5.73	5.71	5.75	546		
		4	5.90	5.88	5.92	652		
		5	6.43	6.41	6.45	639		
Aroclor-1260	1	1	8.88	8.87	8.91	789	1170	36.5
		2	9.14	9.12	9.16	988		
		3	10.00	9.98	10.02	1360		
		4	10.29	10.28	10.31	1540		
		5	10.68	10.66	10.70	1180		
	2	1	7.92	7.90	7.94	728	809	
		2	8.25	8.23	8.27	782		
		3	8.56	8.55	8.59	975		
		4	9.35	9.33	9.37	757		
		5	9.66	9.65	9.69	802		

FORM X
IDENTIFICATION SUMMARY

Lab Name: TestAmerica Canton Job No.: 240-100018-1

SDG No.:

Client Sample ID: CPP-SB-1827-0.5-1.0 MSD Lab Sample ID: 240-100018-29 MSD

Instrument ID (1): A2HP12 Instrument ID (2): A2HP12

Date Analyzed (1): 08/23/2018 08:58 Date Analyzed (2): 08/23/2018 08:58

GC Column (1): CLP-2 (0.53mm ID: 0.53(mm) GC Column (2): CLP-1 (0.53mm ID: 0.53(mm)

ANALYTE	COL	PEAK	RT	RT WINDOW		CONCENTRATION		RPD
				FROM	TO	PEAK	MEAN	
Aroclor-1016	1	1	5.41	5.39	5.43	549	558	17.1
		2	5.98	5.96	6.00	563		
		3	6.59	6.57	6.61	609		
		4	6.76	6.74	6.78	587		
		5	7.12	7.10	7.14	482		
	2	1	4.62	4.60	4.64	514	470	
		2	5.11	5.09	5.13	505		
		3	5.73	5.71	5.75	415		
		4	5.90	5.88	5.92	448		
		5	6.43	6.41	6.45	469		
Aroclor-1260	1	1	8.88	8.87	8.91	647	853	25.3
		2	9.14	9.12	9.16	824		
		3	10.00	9.98	10.02	726		
		4	10.29	10.28	10.31	1200		
		5	10.68	10.66	10.70	869		
	2	1	7.92	7.90	7.94	599	661	
		2	8.25	8.23	8.27	673		
		3	8.57	8.55	8.59	798		
		4	9.35	9.33	9.37	599		
		5	9.66	9.65	9.69	636		

FORM X
IDENTIFICATION SUMMARY

Lab Name: TestAmerica Canton Job No.: 240-100018-1

SDG No.:

Client Sample ID: CPP-SB-1828-0.0-0.5 Lab Sample ID: 240-100018-31

Instrument ID (1): A2HP12 Instrument ID (2): A2HP12

Date Analyzed (1): 08/23/2018 09:17 Date Analyzed (2): 08/23/2018 09:17

GC Column (1): CLP-2 (0.53mm ID: 0.53(mm) GC Column (2): CLP-1 (0.53mm ID: 0.53(mm)

ANALYTE	COL	PEAK	RT	RT WINDOW		CONCENTRATION		RPD
				FROM	TO	PEAK	MEAN	
Aroclor-1260	1	1	8.88	8.87	8.91	252	360	6.0
		2	9.14	9.12	9.16	277		
		3	10.00	9.98	10.02	321		
		4	10.29	10.28	10.31	512		
		5	10.68	10.66	10.70	440		
	2	1	7.92	7.90	7.94	260	340	
		2	8.25	8.23	8.27	353		
		3	8.57	8.55	8.59	392		
		4	9.35	9.33	9.37	329		
		5	9.66	9.65	9.69	362		

FORM X
IDENTIFICATION SUMMARY

Lab Name: TestAmerica Canton Job No.: 240-100018-1

SDG No.:

Client Sample ID: CPP-SB-1828-0.5-1.0 Lab Sample ID: 240-100018-32

Instrument ID (1): A2HP12 Instrument ID (2): A2HP12

Date Analyzed (1): 08/23/2018 09:37 Date Analyzed (2): 08/23/2018 09:37

GC Column (1): CLP-2 (0.53mm ID: 0.53(mm) GC Column (2): CLP-1 (0.53mm ID: 0.53(mm)

ANALYTE	COL	PEAK	RT	RT WINDOW		CONCENTRATION		RPD
				FROM	TO	PEAK	MEAN	
Aroclor-1260	1	1	8.89	8.87	8.91	1600	2300	3.1
		2	9.14	9.12	9.16	2460		
		3	10.00	9.98	10.02	1880		
		4	10.29	10.28	10.31	2890		
		5	10.68	10.66	10.70	2480		
	2	1	7.92	7.90	7.94	1690	2200	
		2	8.25	8.23	8.27	2250		
		3	8.57	8.55	8.59	2600		
		4	9.35	9.33	9.37	2030		
		5	9.66	9.65	9.69	2400		

FORM X
IDENTIFICATION SUMMARY

Lab Name: TestAmerica Canton Job No.: 240-100018-1

SDG No.:

Client Sample ID: CPP-SB-1829-0.0-0.5 Lab Sample ID: 240-100018-34

Instrument ID (1): A2HP12 Instrument ID (2): A2HP12

Date Analyzed (1): 08/23/2018 09:57 Date Analyzed (2): 08/23/2018 09:57

GC Column (1): CLP-2 (0.53mm ID: 0.53(mm) GC Column (2): CLP-1 (0.53mm ID: 0.53(mm)

ANALYTE	COL	PEAK	RT	RT WINDOW		CONCENTRATION		RPD
				FROM	TO	PEAK	MEAN	
Aroclor-1260	1	1	8.88	8.87	8.91	366	450	24.2
		2	9.14	9.12	9.16	439		
		3	9.99	9.98	10.02	472		
		4	10.29	10.28	10.31	480		
		5	10.68	10.66	10.70	507		
	2	1	7.92	7.90	7.94	282	350	
		2	8.25	8.23	8.27	364		
		3	8.57	8.55	8.59	398		
		4	9.35	9.33	9.37	344		
		5	9.66	9.65	9.69	388		

FORM X
IDENTIFICATION SUMMARY

Lab Name: TestAmerica Canton Job No.: 240-100018-1

SDG No.:

Client Sample ID: CPP-SB-1829-0.5-1.0 Lab Sample ID: 240-100018-35

Instrument ID (1): A2HP12 Instrument ID (2): A2HP12

Date Analyzed (1): 08/23/2018 10:16 Date Analyzed (2): 08/23/2018 10:16

GC Column (1): CLP-2 (0.53mm ID: 0.53(mm) GC Column (2): CLP-1 (0.53mm ID: 0.53(mm)

ANALYTE	COL	PEAK	RT	RT WINDOW		CONCENTRATION		RPD
				FROM	TO	PEAK	MEAN	
Aroclor-1260	1	1	8.88	8.87	8.91	2320	3600	21.0
		2	9.14	9.12	9.16	3240		
		3	10.00	9.98	10.02	3400		
		4	10.29	10.28	10.31	3950		
		5	10.68	10.66	10.70	4940		
	2	1	7.92	7.90	7.94	2150	2900	
		2	8.25	8.23	8.27	2910		
		3	8.57	8.55	8.59	3420		
		4	9.35	9.33	9.37	2810		
		5	9.66	9.65	9.69	3180		

FORM X
IDENTIFICATION SUMMARY

Lab Name: TestAmerica Canton Job No.: 240-100018-1

SDG No.:

Client Sample ID: CPP-SB-1830-0.0-0.5 Lab Sample ID: 240-100018-37

Instrument ID (1): A2HP12 Instrument ID (2): A2HP12

Date Analyzed (1): 08/23/2018 10:36 Date Analyzed (2): 08/23/2018 10:36

GC Column (1): CLP-2 (0.53mm ID: 0.53(mm) GC Column (2): CLP-1 (0.53mm ID: 0.53(mm)

ANALYTE	COL	PEAK	RT	RT WINDOW		CONCENTRATION		RPD
				FROM	TO	PEAK	MEAN	
Aroclor-1260	1	1	8.89	8.87	8.91	2240	4100	7.4
		2	9.14	9.12	9.16	4260		
		3	10.00	9.98	10.02	3680		
		4	10.29	10.28	10.31	5180		
		5	10.68	10.66	10.70	5260		
	2	1	7.92	7.90	7.94	2160	3800	
		2	8.25	8.23	8.27	3630		
		3	8.57	8.55	8.59	4840		
		4	9.35	9.33	9.37	3740		
		5	9.66	9.65	9.69	4770		

FORM X
IDENTIFICATION SUMMARY

Lab Name: TestAmerica Canton Job No.: 240-100018-1

SDG No.:

Client Sample ID: CPP-SB-1830-0.5-1.0 Lab Sample ID: 240-100018-38

Instrument ID (1): A2HP12 Instrument ID (2): A2HP12

Date Analyzed (1): 08/23/2018 10:55 Date Analyzed (2): 08/23/2018 10:55

GC Column (1): CLP-2 (0.53mm ID: 0.53(mm) GC Column (2): CLP-1 (0.53mm ID: 0.53(mm)

ANALYTE	COL	PEAK	RT	RT WINDOW		CONCENTRATION		RPD
				FROM	TO	PEAK	MEAN	
Aroclor-1260	1	1	8.89	8.87	8.91	120	130	3.4
		2	9.14	9.12	9.16	182		
		3	10.00	9.98	10.02	87.1		
		4	10.30	10.28	10.31	118		
		5	10.68	10.66	10.70	133		
	2	1	7.92	7.90	7.94	77.0	120	
		2	8.25	8.23	8.27	145		
		3	8.57	8.55	8.59	159		
		4	9.35	9.33	9.37	125		
		5	9.66	9.65	9.69	112		

FORM X
IDENTIFICATION SUMMARY

Lab Name: TestAmerica Canton Job No.: 240-100018-1

SDG No.:

Client Sample ID: CPP-SB-1831-0.0-0.5 Lab Sample ID: 240-100018-40

Instrument ID (1): A2HP12 Instrument ID (2): A2HP12

Date Analyzed (1): 08/23/2018 11:14 Date Analyzed (2): 08/23/2018 11:14

GC Column (1): CLP-2 (0.53mm ID: 0.53(mm) GC Column (2): CLP-1 (0.53mm ID: 0.53(mm)

ANALYTE	COL	PEAK	RT	RT WINDOW		CONCENTRATION		RPD
				FROM	TO	PEAK	MEAN	
Aroclor-1260	1	1	8.88	8.87	8.91	2120	3100	3.4
		2	9.14	9.12	9.16	3290		
		3	10.00	9.98	10.02	2610		
		4	10.29	10.28	10.31	3940		
		5	10.68	10.66	10.70	3650		
	2	1	7.92	7.90	7.94	2030	3000	
		2	8.25	8.23	8.27	2940		
		3	8.57	8.55	8.59	3880		
		4	9.35	9.33	9.37	2790		
		5	9.66	9.65	9.69	3450		

FORM X
IDENTIFICATION SUMMARY

Lab Name: TestAmerica Canton Job No.: 240-100018-1

SDG No.:

Client Sample ID: CPP-SB-1831-0.5-1.0 Lab Sample ID: 240-100018-41

Instrument ID (1): A2HP12 Instrument ID (2): A2HP12

Date Analyzed (1): 08/23/2018 11:34 Date Analyzed (2): 08/23/2018 11:34

GC Column (1): CLP-2 (0.53mm ID: 0.53(mm) GC Column (2): CLP-1 (0.53mm ID: 0.53(mm)

ANALYTE	COL	PEAK	RT	RT WINDOW		CONCENTRATION		RPD
				FROM	TO	PEAK	MEAN	
Aroclor-1260	1	1	8.88	8.87	8.91	126	120	0.3
		2	9.14	9.12	9.16	132		
		3	10.00	9.98	10.02	107		
		4	10.30	10.28	10.31	111		
		5	10.68	10.66	10.70	148		
	2	1	7.92	7.90	7.94	88.0	130	
		2	8.25	8.23	8.27	114		
		3	8.56	8.55	8.59	168		
		4	9.35	9.33	9.37	124		
		5	9.66	9.65	9.69	131		

FORM X
IDENTIFICATION SUMMARY

Lab Name: TestAmerica Canton Job No.: 240-100018-1

SDG No.:

Client Sample ID: CPP-SB-1832-0.0-0.5 Lab Sample ID: 240-100018-43

Instrument ID (1): A2HP12 Instrument ID (2): A2HP12

Date Analyzed (1): 08/23/2018 11:54 Date Analyzed (2): 08/23/2018 11:54

GC Column (1): CLP-2 (0.53mm ID: 0.53(mm) GC Column (2): CLP-1 (0.53mm ID: 0.53(mm)

ANALYTE	COL	PEAK	RT	RT WINDOW		CONCENTRATION		RPD
				FROM	TO	PEAK	MEAN	
Aroclor-1260	1	1	8.88	8.87	8.91	1320	1900	36.9
		2	9.14	9.12	9.16	1910		
		3	10.00	9.98	10.02	1520		
		4	10.29	10.28	10.31	2570		
		5	10.68	10.66	10.70	2240		
	2	1	7.92	7.90	7.94	851	1300	
		2	8.25	8.23	8.27	1200		
		3	8.57	8.55	8.59	1660		
		4	9.35	9.33	9.37	1210		
		5	9.67	9.65	9.69	1650		

FORM X
IDENTIFICATION SUMMARY

Lab Name: TestAmerica Canton Job No.: 240-100018-1

SDG No.:

Client Sample ID: CPP-SB-1833-0.0-0.5 Lab Sample ID: 240-100018-46

Instrument ID (1): A2HP12 Instrument ID (2): A2HP12

Date Analyzed (1): 08/23/2018 12:33 Date Analyzed (2): 08/23/2018 12:33

GC Column (1): CLP-2 (0.53mm ID: 0.53(mm) GC Column (2): CLP-1 (0.53mm ID: 0.53(mm)

ANALYTE	COL	PEAK	RT	RT WINDOW		CONCENTRATION		RPD
				FROM	TO	PEAK	MEAN	
Aroclor-1260	1	1	8.88	8.87	8.91	4210	6200	4.5
		2	9.14	9.12	9.16	6700		
		3	10.00	9.98	10.02	5730		
		4	10.29	10.28	10.31	7180		
		5	10.68	10.66	10.70	7250		
	2	1	7.92	7.90	7.94	4140	5900	
		2	8.25	8.23	8.27	5860		
		3	8.57	8.55	8.59	7550		
		4	9.35	9.33	9.37	5510		
		5	9.67	9.65	9.69	6640		

FORM X
IDENTIFICATION SUMMARY

Lab Name: TestAmerica Canton Job No.: 240-100018-1

SDG No.:

Client Sample ID: CPP-SB-1833-0.5-1.0 Lab Sample ID: 240-100018-47

Instrument ID (1): A2HP12 Instrument ID (2): A2HP12

Date Analyzed (1): 08/23/2018 12:52 Date Analyzed (2): 08/23/2018 12:52

GC Column (1): CLP-2 (0.53mm ID: 0.53(mm) GC Column (2): CLP-1 (0.53mm ID: 0.53(mm)

ANALYTE	COL	PEAK	RT	RT WINDOW		CONCENTRATION		RPD
				FROM	TO	PEAK	MEAN	
Aroclor-1260	1	1	8.88	8.87	8.91	258	350	45.2
		2	9.14	9.12	9.16	248		
		3	10.00	9.98	10.02	442		
		4	10.29	10.28	10.31	396		
		5	10.68	10.66	10.70	383		
	2	1	7.92	7.90	7.94	175	220	
		2	8.25	8.23	8.27	183		
		3	8.56	8.55	8.59	256		
		4	9.35	9.33	9.37	224		
		5	9.66	9.65	9.69	252		

FORM X
IDENTIFICATION SUMMARY

Lab Name: TestAmerica Canton Job No.: 240-100018-1

SDG No.:

Client Sample ID: CPP-SB-1834-0.0-0.5 Lab Sample ID: 240-100018-49

Instrument ID (1): A2HP12 Instrument ID (2): A2HP12

Date Analyzed (1): 08/23/2018 13:11 Date Analyzed (2): 08/23/2018 13:11

GC Column (1): CLP-2 (0.53mm ID: 0.53(mm) GC Column (2): CLP-1 (0.53mm ID: 0.53(mm)

ANALYTE	COL	PEAK	RT	RT WINDOW		CONCENTRATION		RPD
				FROM	TO	PEAK	MEAN	
Aroclor-1260	1	1	8.89	8.87	8.91	7040	10000	4.0
		2	9.14	9.12	9.16	11400		
		3	10.00	9.98	10.02	8740		
		4	10.29	10.28	10.31	12600		
		5	10.68	10.66	10.70	11200		
	2	1	7.92	7.90	7.94	7300	9800	
		2	8.25	8.23	8.27	10000		
		3	8.57	8.55	8.59	12100		
		4	9.35	9.33	9.37	9100		
		5	9.67	9.65	9.69	10500		

FORM X
IDENTIFICATION SUMMARY

Lab Name: TestAmerica Canton Job No.: 240-100018-1

SDG No.:

Client Sample ID: CPP-SB-1834-0.5-1.0 Lab Sample ID: 240-100018-50

Instrument ID (1): A2HP12 Instrument ID (2): A2HP12

Date Analyzed (1): 08/23/2018 14:30 Date Analyzed (2): 08/23/2018 14:30

GC Column (1): CLP-2 (0.53mm ID: 0.53(mm) GC Column (2): CLP-1 (0.53mm ID: 0.53(mm)

ANALYTE	COL	PEAK	RT	RT WINDOW		CONCENTRATION		RPD
				FROM	TO	PEAK	MEAN	
Aroclor-1260	1	1	8.88	8.87	8.91	144	420	25.0
		2	9.14	9.12	9.16	400		
		3	9.99	9.98	10.02	368		
		4	10.29	10.28	10.31	698		
		5	10.68	10.66	10.70	514		
	2	1	7.92	7.90	7.94	243	330	
		2	8.25	8.23	8.27	267		
		3	8.57	8.55	8.59	366		
		4	9.35	9.33	9.37	345		
		5	9.66	9.65	9.69	430		

FORM X
IDENTIFICATION SUMMARY

Lab Name: TestAmerica Canton Job No.: 240-100018-1

SDG No.:

Client Sample ID: CPP-SB-1835-0.0-0.5 Lab Sample ID: 240-100018-52

Instrument ID (1): A2HP12 Instrument ID (2): A2HP12

Date Analyzed (1): 08/23/2018 14:49 Date Analyzed (2): 08/23/2018 14:49

GC Column (1): CLP-2 (0.53mm ID: 0.53(mm) GC Column (2): CLP-1 (0.53mm ID: 0.53(mm)

ANALYTE	COL	PEAK	RT	RT WINDOW		CONCENTRATION		RPD
				FROM	TO	PEAK	MEAN	
Aroclor-1260	1	1	8.89	8.87	8.91	5360	7400	3.7
		2	9.14	9.12	9.16	7840		
		3	10.00	9.98	10.02	6710		
		4	10.29	10.28	10.31	8330		
		5	10.68	10.66	10.70	8660		
	2	1	7.92	7.90	7.94	5270	7100	
		2	8.25	8.23	8.27	7120		
		3	8.57	8.55	8.59	8910		
		4	9.35	9.33	9.37	6470		
		5	9.67	9.65	9.69	7790		

FORM X
IDENTIFICATION SUMMARY

Lab Name: TestAmerica Canton Job No.: 240-100018-1

SDG No.:

Client Sample ID: CPP-SB-1835-0.5-1.0 Lab Sample ID: 240-100018-53

Instrument ID (1): A2HP12 Instrument ID (2): A2HP12

Date Analyzed (1): 08/23/2018 15:09 Date Analyzed (2): 08/23/2018 15:09

GC Column (1): CLP-2 (0.53mm ID: 0.53(mm) GC Column (2): CLP-1 (0.53mm ID: 0.53(mm)

ANALYTE	COL	PEAK	RT	RT WINDOW		CONCENTRATION		RPD
				FROM	TO	PEAK	MEAN	
Aroclor-1260	1	1	8.88	8.87	8.91	321	390	13.5
		2	9.14	9.12	9.16	437		
		3	10.00	9.98	10.02	324		
		4	10.29	10.28	10.31	442		
		5	10.68	10.66	10.70	412		
	2	1	7.92	7.90	7.94	254	340	
		2	8.25	8.23	8.27	352		
		3	8.57	8.55	8.59	436		
		4	9.35	9.33	9.37	306		
		5	9.66	9.65	9.69	343		

FORM X
IDENTIFICATION SUMMARY

Lab Name: TestAmerica Canton Job No.: 240-100018-1

SDG No.:

Client Sample ID: CPP-SB-1836-0.0-0.5 Lab Sample ID: 240-100018-55

Instrument ID (1): A2HP12 Instrument ID (2): A2HP12

Date Analyzed (1): 08/23/2018 15:28 Date Analyzed (2): 08/23/2018 15:28

GC Column (1): CLP-2 (0.53mm ID: 0.53(mm) GC Column (2): CLP-1 (0.53mm ID: 0.53(mm)

ANALYTE	COL	PEAK	RT	RT WINDOW		CONCENTRATION		RPD
				FROM	TO	PEAK	MEAN	
Aroclor-1260	1	1	8.89	8.87	8.91	5200	7200	4.8
		2	9.14	9.12	9.16	7320		
		3	10.00	9.98	10.02	6490		
		4	10.29	10.28	10.31	8480		
		5	10.68	10.66	10.70	8430		
	2	1	7.92	7.90	7.94	4970	6900	
		2	8.25	8.23	8.27	6720		
		3	8.57	8.55	8.59	8500		
		4	9.35	9.33	9.37	6480		
		5	9.66	9.65	9.69	7580		

FORM X
IDENTIFICATION SUMMARY

Lab Name: TestAmerica Canton Job No.: 240-100018-1

SDG No.:

Client Sample ID: CPP-SB-1836-0.5-1.0 Lab Sample ID: 240-100018-56

Instrument ID (1): A2HP12 Instrument ID (2): A2HP12

Date Analyzed (1): 08/23/2018 15:48 Date Analyzed (2): 08/23/2018 15:48

GC Column (1): CLP-2 (0.53mm ID: 0.53(mm) GC Column (2): CLP-1 (0.53mm ID: 0.53(mm)

ANALYTE	COL	PEAK	RT	RT WINDOW		CONCENTRATION		RPD
				FROM	TO	PEAK	MEAN	
Aroclor-1260	1	1	8.89	8.87	8.91	157	180	20.4
		2	9.14	9.12	9.16	189		
		3	10.00	9.98	10.02	186		
		4	10.30	10.28	10.31	179		
		5	10.68	10.66	10.70	201		
	2	1	7.92	7.90	7.94	111	150	
		2	8.25	8.23	8.27	155		
		3	8.57	8.55	8.59	189		
		4	9.35	9.33	9.37	142		
		5	9.66	9.65	9.69	144		

FORM X
IDENTIFICATION SUMMARY

Lab Name: TestAmerica Canton Job No.: 240-100018-1

SDG No.:

Client Sample ID: CPP-SB-1837-0.0-0.5 Lab Sample ID: 240-100018-58

Instrument ID (1): A2HP12 Instrument ID (2): A2HP12

Date Analyzed (1): 08/23/2018 16:07 Date Analyzed (2): 08/23/2018 16:07

GC Column (1): CLP-2 (0.53mm ID: 0.53(mm) GC Column (2): CLP-1 (0.53mm ID: 0.53(mm)

ANALYTE	COL	PEAK	RT	RT WINDOW		CONCENTRATION		RPD
				FROM	TO	PEAK	MEAN	
Aroclor-1260	1	1	8.88	8.87	8.91	581	780	13.2
		2	9.14	9.12	9.16	809		
		3	10.00	9.98	10.02	726		
		4	10.29	10.28	10.31	910		
		5	10.68	10.66	10.70	899		
	2	1	7.91	7.90	7.94	502	690	
		2	8.25	8.23	8.27	681		
		3	8.56	8.55	8.59	891		
		4	9.35	9.33	9.37	632		
		5	9.66	9.65	9.69	733		

FORM X
IDENTIFICATION SUMMARY

Lab Name: TestAmerica Canton Job No.: 240-100018-1

SDG No.:

Client Sample ID: CPP-SB-1837-0.5-1.0 Lab Sample ID: 240-100018-59

Instrument ID (1): A2HP12 Instrument ID (2): A2HP12

Date Analyzed (1): 08/23/2018 19:03 Date Analyzed (2): 08/23/2018 19:03

GC Column (1): CLP-2 (0.53mm ID: 0.53(mm) GC Column (2): CLP-1 (0.53mm ID: 0.53(mm)

ANALYTE	COL	PEAK	RT	RT WINDOW		CONCENTRATION		RPD
				FROM	TO	PEAK	MEAN	
Aroclor-1260	1	1	8.89	8.87	8.91	60.3	42	0.1
		2	9.14	9.12	9.16	45.3		
		5	10.68	10.66	10.70	45.7		
	2	1	7.92	7.90	7.94	27.1	42	
		2	8.25	8.23	8.27	38.7		
		3	8.57	8.55	8.59	49.5		
		4	9.35	9.33	9.37	48.9		
		5	9.67	9.65	9.69	46.3		

FORM X
IDENTIFICATION SUMMARY

Lab Name: TestAmerica Canton Job No.: 240-100018-1

SDG No.:

Client Sample ID: CPP-SB-1838-0.0-0.5 Lab Sample ID: 240-100018-61

Instrument ID (1): A2HP12 Instrument ID (2): A2HP12

Date Analyzed (1): 08/23/2018 19:23 Date Analyzed (2): 08/23/2018 19:23

GC Column (1): CLP-2 (0.53mm ID: 0.53(mm) GC Column (2): CLP-1 (0.53mm ID: 0.53(mm)

ANALYTE	COL	PEAK	RT	RT WINDOW		CONCENTRATION		RPD
				FROM	TO	PEAK	MEAN	
Aroclor-1260	1	1	8.89	8.87	8.91	1460	2500	16.5
		2	9.14	9.12	9.16	2580		
		3	10.00	9.98	10.02	2170		
		4	10.29	10.28	10.31	3250		
		5	10.68	10.66	10.70	3130		
	2	1	7.92	7.90	7.94	1280	2100	
		2	8.25	8.23	8.27	2070		
		3	8.57	8.55	8.59	2700		
		4	9.35	9.33	9.37	2080		
		5	9.67	9.65	9.69	2550		

FORM X
IDENTIFICATION SUMMARY

Lab Name: TestAmerica Canton Job No.: 240-100018-1

SDG No.:

Client Sample ID: CPP-SB-1838-0.0-0.5 MS Lab Sample ID: 240-100018-61 MS

Instrument ID (1): A2HP12 Instrument ID (2): A2HP12

Date Analyzed (1): 08/23/2018 19:42 Date Analyzed (2): 08/23/2018 19:42

GC Column (1): CLP-2 (0.53mm ID: 0.53(mm) GC Column (2): CLP-1 (0.53mm ID: 0.53(mm)

ANALYTE	COL	PEAK	RT	RT WINDOW		CONCENTRATION		RPD
				FROM	TO	PEAK	MEAN	
Aroclor-1016	1	1	5.42	5.40	5.44	1030	969	9.0
		2	5.99	5.97	6.00	983		
		3	6.59	6.57	6.61	975		
		4	6.76	6.74	6.78	903		
		5	7.13	7.11	7.14	957		
	2	1	4.62	4.60	4.64	1000	886	
		2	5.12	5.10	5.14	927		
		3	5.72	5.71	5.75	736		
		4	5.90	5.88	5.92	904		
		5	6.43	6.41	6.45	862		
Aroclor-1260	1	1	8.89	8.87	8.91	2750	4330	18.4
		2	9.14	9.12	9.16	4430		
		3	10.00	9.98	10.02	3990		
		4	10.29	10.28	10.31	5240		
		5	10.68	10.66	10.70	5260		
	2	1	7.92	7.90	7.94	2550	3600	
		2	8.25	8.23	8.27	3750		
		3	8.57	8.55	8.59	3760		
		4	9.35	9.33	9.37	3570		
		5	9.66	9.65	9.69	4400		

FORM X
IDENTIFICATION SUMMARY

Lab Name: TestAmerica Canton Job No.: 240-100018-1

SDG No.:

Client Sample ID: CPP-SB-1838-0.0-0.5 MSD Lab Sample ID: 240-100018-61 MSD

Instrument ID (1): A2HP12 Instrument ID (2): A2HP12

Date Analyzed (1): 08/23/2018 20:02 Date Analyzed (2): 08/23/2018 20:02

GC Column (1): CLP-2 (0.53mm ID: 0.53(mm) GC Column (2): CLP-1 (0.53mm ID: 0.53(mm)

ANALYTE	COL	PEAK	RT	RT WINDOW		CONCENTRATION		RPD
				FROM	TO	PEAK	MEAN	
Aroclor-1016	1	1	5.42	5.40	5.44	1090	1040	7.3
		2	5.98	5.97	6.00	1000		
		3	6.59	6.57	6.61	1060		
		4	6.76	6.74	6.78	968		
		5	7.12	7.11	7.14	1080		
	2	1	4.62	4.60	4.64	1070	966	
		2	5.11	5.10	5.14	1010		
		3	5.72	5.71	5.75	788		
		4	5.90	5.88	5.92	992		
		5	6.43	6.41	6.45	968		
Aroclor-1260	1	1	8.89	8.87	8.91	3000	4510	13.6
		2	9.14	9.12	9.16	4670		
		3	10.00	9.98	10.02	4090		
		4	10.29	10.28	10.31	5420		
		5	10.68	10.66	10.70	5390		
	2	1	7.92	7.90	7.94	2750	3940	
		2	8.25	8.23	8.27	3960		
		3	8.57	8.55	8.59	4920		
		4	9.35	9.33	9.37	3660		
		5	9.66	9.65	9.69	4420		

FORM X
IDENTIFICATION SUMMARY

Lab Name: TestAmerica Canton Job No.: 240-100018-1

SDG No.:

Client Sample ID: CPP-SB-1838-0.5-1.0 Lab Sample ID: 240-100018-62

Instrument ID (1): A2HP12 Instrument ID (2): A2HP12

Date Analyzed (1): 08/23/2018 20:21 Date Analyzed (2): 08/23/2018 20:21

GC Column (1): CLP-2 (0.53mm ID: 0.53(mm) GC Column (2): CLP-1 (0.53mm ID: 0.53(mm)

ANALYTE	COL	PEAK	RT	RT WINDOW		CONCENTRATION		RPD
				FROM	TO	PEAK	MEAN	
Aroclor-1260	1	1	8.88	8.87	8.91	161	160	14.0
		2	9.14	9.12	9.16	189		
		3	10.00	9.98	10.02	128		
		4	10.30	10.28	10.31	142		
		5	10.68	10.66	10.70	189		
	2	1	7.92	7.90	7.94	107	140	
		2	8.25	8.23	8.27	148		
		3	8.57	8.55	8.59	160		
		4	9.35	9.33	9.37	130		
		5	9.66	9.65	9.69	158		

FORM X
IDENTIFICATION SUMMARY

Lab Name: TestAmerica Canton Job No.: 240-100018-1

SDG No.:

Client Sample ID: CPP-SB-1839-0.0-0.5 Lab Sample ID: 240-100018-64

Instrument ID (1): A2HP12 Instrument ID (2): A2HP12

Date Analyzed (1): 08/23/2018 20:41 Date Analyzed (2): 08/23/2018 20:41

GC Column (1): CLP-2 (0.53mm ID: 0.53(mm) GC Column (2): CLP-1 (0.53mm ID: 0.53(mm)

ANALYTE	COL	PEAK	RT	RT WINDOW		CONCENTRATION		RPD
				FROM	TO	PEAK	MEAN	
Aroclor-1260	1	1	8.89	8.87	8.91	1950	3400	14.5
		2	9.14	9.12	9.16	3650		
		3	10.00	9.98	10.02	2930		
		4	10.29	10.28	10.31	4310		
		5	10.68	10.66	10.70	4190		
	2	1	7.92	7.90	7.94	1810	2900	
		2	8.25	8.23	8.27	2600		
		3	8.57	8.55	8.59	3680		
		4	9.35	9.33	9.37	2960		
		5	9.67	9.65	9.69	3680		

FORM X
IDENTIFICATION SUMMARY

Lab Name: TestAmerica Canton Job No.: 240-100018-1

SDG No.:

Client Sample ID: CPP-SB-1839-0.5-1.0 Lab Sample ID: 240-100018-65

Instrument ID (1): A2HP12 Instrument ID (2): A2HP12

Date Analyzed (1): 08/23/2018 21:00 Date Analyzed (2): 08/23/2018 21:00

GC Column (1): CLP-2 (0.53mm ID: 0.53(mm) GC Column (2): CLP-1 (0.53mm ID: 0.53(mm)

ANALYTE	COL	PEAK	RT	RT WINDOW		CONCENTRATION		RPD
				FROM	TO	PEAK	MEAN	
Aroclor-1260	1	1	8.89	8.87	8.91	106	140	21.5
		2	9.14	9.12	9.16	171		
		3	10.00	9.98	10.02	135		
		5	10.68	10.66	10.70	149		
	2	1	7.92	7.90	7.94	64.9	110	
		2	8.25	8.23	8.27	119		
		3	8.57	8.55	8.59	149		
		4	9.35	9.33	9.37	110		
		5	9.67	9.65	9.69	122		

FORM X
IDENTIFICATION SUMMARY

Lab Name: TestAmerica Canton Job No.: 240-100018-1

SDG No.:

Client Sample ID: CPP-SB-1840-0.0-0.5 Lab Sample ID: 240-100018-67

Instrument ID (1): A2HP12 Instrument ID (2): A2HP12

Date Analyzed (1): 08/23/2018 21:20 Date Analyzed (2): 08/23/2018 21:20

GC Column (1): CLP-2 (0.53mm ID: 0.53(mm) GC Column (2): CLP-1 (0.53mm ID: 0.53(mm)

ANALYTE	COL	PEAK	RT	RT WINDOW		CONCENTRATION		RPD
				FROM	TO	PEAK	MEAN	
Aroclor-1260	1	1	8.88	8.87	8.91	2300	3500	10.2
		2	9.14	9.12	9.16	3640		
		3	10.00	9.98	10.02	3230		
		4	10.29	10.28	10.31	4300		
		5	10.68	10.66	10.70	4150		
	2	1	7.92	7.90	7.94	2140	3200	
		2	8.25	8.23	8.27	3140		
		3	8.57	8.55	8.59	4000		
		4	9.35	9.33	9.37	2930		
		5	9.66	9.65	9.69	3690		

FORM X
IDENTIFICATION SUMMARY

Lab Name: TestAmerica Canton Job No.: 240-100018-1

SDG No.:

Client Sample ID: CPP-SB-1840-0.5-1.0 Lab Sample ID: 240-100018-68

Instrument ID (1): A2HP12 Instrument ID (2): A2HP12

Date Analyzed (1): 08/23/2018 21:39 Date Analyzed (2): 08/23/2018 21:39

GC Column (1): CLP-2 (0.53mm ID: 0.53(mm) GC Column (2): CLP-1 (0.53mm ID: 0.53(mm)

ANALYTE	COL	PEAK	RT	RT WINDOW		CONCENTRATION		RPD
				FROM	TO	PEAK	MEAN	
Aroclor-1260	1	1	8.89	8.87	8.91	51.1	37	14.4
		2	9.14	9.12	9.16	36.8		
		3	10.00	9.98	10.02	30.2		
		5	10.68	10.66	10.70	30.7		
	2	2	8.25	8.23	8.27	29.7	32	
		3	8.57	8.55	8.59	44.3		
		4	9.35	9.33	9.37	42.7		
		5	9.67	9.65	9.69	27.7		

FORM X
IDENTIFICATION SUMMARY

Lab Name: TestAmerica Canton Job No.: 240-100018-1

SDG No.:

Client Sample ID: CPP-SB-1841-0.0-0.5 Lab Sample ID: 240-100018-70

Instrument ID (1): A2HP12 Instrument ID (2): A2HP12

Date Analyzed (1): 08/23/2018 21:59 Date Analyzed (2): 08/23/2018 21:59

GC Column (1): CLP-2 (0.53mm ID: 0.53(mm) GC Column (2): CLP-1 (0.53mm ID: 0.53(mm)

ANALYTE	COL	PEAK	RT	RT WINDOW		CONCENTRATION		RPD
				FROM	TO	PEAK	MEAN	
Aroclor-1260	1	1	8.89	8.87	8.91	1860	2900	12.3
		2	9.14	9.12	9.16	3080		
		3	10.00	9.98	10.02	2600		
		4	10.29	10.28	10.31	3540		
		5	10.68	10.66	10.70	3490		
	2	1	7.92	7.90	7.94	1670	2600	
		2	8.25	8.23	8.27	2530		
		3	8.57	8.55	8.59	3220		
		4	9.35	9.33	9.37	2430		
		5	9.67	9.65	9.69	3040		

FORM X
IDENTIFICATION SUMMARY

Lab Name: TestAmerica Canton Job No.: 240-100018-1

SDG No.:

Client Sample ID: CPP-SB-1841-0.5-1.0 Lab Sample ID: 240-100018-71

Instrument ID (1): A2HP12 Instrument ID (2): A2HP12

Date Analyzed (1): 08/23/2018 22:18 Date Analyzed (2): 08/23/2018 22:18

GC Column (1): CLP-2 (0.53mm ID: 0.53(mm) GC Column (2): CLP-1 (0.53mm ID: 0.53(mm)

ANALYTE	COL	PEAK	RT	RT WINDOW		CONCENTRATION		RPD
				FROM	TO	PEAK	MEAN	
Aroclor-1260	1	1	8.89	8.87	8.91	48.5	41	36.0
		2	9.14	9.12	9.16	35.1		
		3	10.00	9.98	10.02	45.9		
		5	10.68	10.66	10.70	32.5		
	2	3	8.57	8.55	8.59	33.3	28	
		4	9.36	9.33	9.37	43.1		
		5	9.67	9.65	9.69	26.5		

FORM X
IDENTIFICATION SUMMARY

Lab Name: TestAmerica Canton Job No.: 240-100018-1

SDG No.:

Client Sample ID: CPP-SB-1842-0.0-0.5 Lab Sample ID: 240-100018-73

Instrument ID (1): A2HP12 Instrument ID (2): A2HP12

Date Analyzed (1): 08/23/2018 22:38 Date Analyzed (2): 08/23/2018 22:38

GC Column (1): CLP-2 (0.53mm ID: 0.53(mm) GC Column (2): CLP-1 (0.53mm ID: 0.53(mm)

ANALYTE	COL	PEAK	RT	RT WINDOW		CONCENTRATION		RPD
				FROM	TO	PEAK	MEAN	
Aroclor-1260	1	1	8.88	8.87	8.91	3210	5000	9.5
		2	9.14	9.12	9.16	5170		
		3	10.00	9.98	10.02	4330		
		4	10.29	10.28	10.31	6050		
		5	10.68	10.66	10.70	6050		
	2	1	7.92	7.90	7.94	2990	4500	
		2	8.25	8.23	8.27	4460		
		3	8.57	8.55	8.59	5590		
		4	9.35	9.33	9.37	4300		
		5	9.66	9.65	9.69	5230		

FORM X
IDENTIFICATION SUMMARY

Lab Name: TestAmerica Canton Job No.: 240-100018-1

SDG No.:

Client Sample ID: CPP-SB-1842-0.5-1.0 Lab Sample ID: 240-100018-74

Instrument ID (1): A2HP12 Instrument ID (2): A2HP12

Date Analyzed (1): 08/23/2018 22:57 Date Analyzed (2): 08/23/2018 22:57

GC Column (1): CLP-2 (0.53mm ID: 0.53(mm) GC Column (2): CLP-1 (0.53mm ID: 0.53(mm)

ANALYTE	COL	PEAK	RT	RT WINDOW		CONCENTRATION		RPD
				FROM	TO	PEAK	MEAN	
Aroclor-1260	1	1	8.89	8.87	8.91	127	160	30.9
		2	9.14	9.12	9.16	140		
		3	10.00	9.98	10.02	211		
		4	10.29	10.28	10.31	156		
		5	10.68	10.66	10.70	161		
	2	1	7.92	7.90	7.94	82.1	120	
		2	8.25	8.23	8.27	114		
		3	8.57	8.55	8.59	149		
		4	9.35	9.33	9.37	113		
		5	9.66	9.65	9.69	124		

FORM X
IDENTIFICATION SUMMARY

Lab Name: TestAmerica Canton Job No.: 240-100018-1

SDG No.:

Client Sample ID: CPP-SB-1843-0.0-0.5 Lab Sample ID: 240-100018-76

Instrument ID (1): A2HP12 Instrument ID (2): A2HP12

Date Analyzed (1): 08/23/2018 23:17 Date Analyzed (2): 08/23/2018 23:17

GC Column (1): CLP-2 (0.53mm ID: 0.53(mm) GC Column (2): CLP-1 (0.53mm ID: 0.53(mm)

ANALYTE	COL	PEAK	RT	RT WINDOW		CONCENTRATION		RPD
				FROM	TO	PEAK	MEAN	
Aroclor-1260	1	1	8.89	8.87	8.91	10000	12000	6.3
		2	9.14	9.12	9.16	13000		
		3	10.00	9.98	10.02	11000		
		4	10.29	10.28	10.31	13800		
		5	10.68	10.66	10.70	13400		
	2	1	7.92	7.90	7.94	9560	12000	
		2	8.25	8.23	8.27	12000		
		3	8.57	8.55	8.59	14100		
		4	9.35	9.33	9.37	10200		
		5	9.67	9.65	9.69	11700		

FORM X
IDENTIFICATION SUMMARY

Lab Name: TestAmerica Canton Job No.: 240-100018-1

SDG No.:

Client Sample ID: CPP-SB-1843-0.5-1.0 Lab Sample ID: 240-100018-77

Instrument ID (1): A2HP12 Instrument ID (2): A2HP12

Date Analyzed (1): 08/23/2018 23:36 Date Analyzed (2): 08/23/2018 23:36

GC Column (1): CLP-2 (0.53mm ID: 0.53(mm) GC Column (2): CLP-1 (0.53mm ID: 0.53(mm)

ANALYTE	COL	PEAK	RT	RT WINDOW		CONCENTRATION		RPD
				FROM	TO	PEAK	MEAN	
Aroclor-1260	1	1	8.89	8.87	8.91	32.0	28	18.1
		3	10.00	9.98	10.02	25.2		
		5	10.68	10.66	10.70	33.2		
	2	3	8.57	8.55	8.59	33.3	24	
		4	9.35	9.33	9.37	29.8		

FORM X
IDENTIFICATION SUMMARY

Lab Name: TestAmerica Canton Job No.: 240-100018-1

SDG No.:

Client Sample ID: CPP-SB-1844-0.0-0.5 Lab Sample ID: 240-100018-79

Instrument ID (1): A2HP12 Instrument ID (2): A2HP12

Date Analyzed (1): 08/23/2018 23:56 Date Analyzed (2): 08/23/2018 23:56

GC Column (1): CLP-2 (0.53mm ID: 0.53(mm) GC Column (2): CLP-1 (0.53mm ID: 0.53(mm)

ANALYTE	COL	PEAK	RT	RT WINDOW		CONCENTRATION		RPD
				FROM	TO	PEAK	MEAN	
Aroclor-1260	1	1	8.89	8.87	8.91	7810	9300	2.8
		2	9.14	9.12	9.16	10400		
		3	10.00	9.98	10.02	7930		
		4	10.29	10.28	10.31	10000		
		5	10.68	10.66	10.70	10200		
	2	1	7.92	7.90	7.94	7520	9000	
		2	8.25	8.23	8.27	10000		
		3	8.57	8.55	8.59	11100		
		4	9.35	9.33	9.37	7350		
		5	9.67	9.65	9.69	9150		

FORM X
IDENTIFICATION SUMMARY

Lab Name: TestAmerica Canton Job No.: 240-100018-1

SDG No.:

Client Sample ID: CPP-SB-1844-0.5-1.0 Lab Sample ID: 240-100018-80

Instrument ID (1): A2HP12 Instrument ID (2): A2HP12

Date Analyzed (1): 08/24/2018 00:15 Date Analyzed (2): 08/24/2018 00:15

GC Column (1): CLP-2 (0.53mm ID: 0.53(mm) GC Column (2): CLP-1 (0.53mm ID: 0.53(mm)

ANALYTE	COL	PEAK	RT	RT WINDOW		CONCENTRATION		RPD
				FROM	TO	PEAK	MEAN	
Aroclor-1260	1	1	8.88	8.87	8.91	132	87	37.8
		2	9.14	9.12	9.16	80.9		
		3	10.00	9.98	10.02	52.0		
		5	10.68	10.66	10.70	84.4		
	2	1	7.92	7.90	7.94	69.6	60	
		2	8.25	8.23	8.27	63.2		
		3	8.57	8.55	8.59	84.8		
		4	9.35	9.33	9.37	50.5		
		5	9.67	9.65	9.69	29.8		

FORM X
IDENTIFICATION SUMMARY

Lab Name: TestAmerica Canton Job No.: 240-100018-1

SDG No.:

Client Sample ID: CPP-SB-1845-0.0-0.5 Lab Sample ID: 240-100018-82

Instrument ID (1): A2HP12 Instrument ID (2): A2HP12

Date Analyzed (1): 08/24/2018 01:33 Date Analyzed (2): 08/24/2018 01:33

GC Column (1): CLP-2 (0.53mm ID: 0.53(mm) GC Column (2): CLP-1 (0.53mm ID: 0.53(mm)

ANALYTE	COL	PEAK	RT	RT WINDOW		CONCENTRATION		RPD
				FROM	TO	PEAK	MEAN	
Aroclor-1260	1	1	8.88	8.87	8.91	392	500	18.0
		2	9.14	9.12	9.16	446		
		3	10.00	9.98	10.02	618		
		5	10.68	10.66	10.70	538		
	2	1	7.92	7.90	7.94	324	420	
		2	8.25	8.23	8.27	413		
		3	8.57	8.55	8.59	525		
		4	9.35	9.33	9.37	381		
		5	9.66	9.65	9.69	438		

FORM X
IDENTIFICATION SUMMARY

Lab Name: TestAmerica Canton Job No.: 240-100018-1

SDG No.:

Client Sample ID: CPP-SB-1845-0.5-1.0 Lab Sample ID: 240-100018-83

Instrument ID (1): A2HP12 Instrument ID (2): A2HP12

Date Analyzed (1): 08/24/2018 01:53 Date Analyzed (2): 08/24/2018 01:53

GC Column (1): CLP-2 (0.53mm ID: 0.53(mm) GC Column (2): CLP-1 (0.53mm ID: 0.53(mm)

ANALYTE	COL	PEAK	RT	RT WINDOW		CONCENTRATION		RPD
				FROM	TO	PEAK	MEAN	
Aroclor-1260	1	1	8.88	8.87	8.91	79.4	140	14.9
		2	9.14	9.12	9.16	136		
		3	10.00	9.98	10.02	130		
		5	10.67	10.66	10.70	222		
	2	1	7.92	7.90	7.94	125	160	
		2	8.25	8.23	8.27	132		
		3	8.56	8.55	8.59	228		
		4	9.35	9.33	9.37	127		
		5	9.66	9.65	9.69	213		

FORM X
IDENTIFICATION SUMMARY

Lab Name: TestAmerica Canton Job No.: 240-100018-1

SDG No.:

Client Sample ID: CPP-SB-1846-0.0-0.5 Lab Sample ID: 240-100018-85

Instrument ID (1): A2HP12 Instrument ID (2): A2HP12

Date Analyzed (1): 08/24/2018 02:12 Date Analyzed (2): 08/24/2018 02:12

GC Column (1): CLP-2 (0.53mm ID: 0.53(mm) GC Column (2): CLP-1 (0.53mm ID: 0.53(mm)

ANALYTE	COL	PEAK	RT	RT WINDOW		CONCENTRATION		RPD
				FROM	TO	PEAK	MEAN	
Aroclor-1260	1	1	8.88	8.87	8.91	1170	1500	40.1
		2	9.14	9.12	9.16	1350		
		3	9.99	9.98	10.02	1620		
		4	10.29	10.27	10.31	1800		
		5	10.68	10.66	10.70	1820		
	2	1	7.92	7.90	7.94	814	1000	
		2	8.25	8.23	8.27	940		
		3	8.57	8.55	8.59	1260		
		4	9.35	9.33	9.37	1030		
		5	9.66	9.65	9.69	1120		

FORM X
IDENTIFICATION SUMMARY

Lab Name: TestAmerica Canton Job No.: 240-100018-1

SDG No.:

Client Sample ID: CPP-SB-1847-0.0-0.5 Lab Sample ID: 240-100018-88

Instrument ID (1): A2HP12 Instrument ID (2): A2HP12

Date Analyzed (1): 08/24/2018 02:51 Date Analyzed (2): 08/24/2018 02:51

GC Column (1): CLP-2 (0.53mm ID: 0.53(mm) GC Column (2): CLP-1 (0.53mm ID: 0.53(mm)

ANALYTE	COL	PEAK	RT	RT WINDOW		CONCENTRATION		RPD
				FROM	TO	PEAK	MEAN	
Aroclor-1260	1	1	8.89	8.87	8.91	314	350	16.0
		2	9.14	9.12	9.16	337		
		3	10.00	9.98	10.02	357		
		4	10.29	10.27	10.31	373		
		5	10.68	10.66	10.70	352		
	2	1	7.92	7.90	7.94	247	300	
		2	8.25	8.23	8.27	298		
		3	8.57	8.55	8.59	336		
		4	9.35	9.33	9.37	283		
		5	9.66	9.65	9.69	312		

FORM X
IDENTIFICATION SUMMARY

Lab Name: TestAmerica Canton Job No.: 240-100018-1

SDG No.:

Client Sample ID: CPP-DUP-01-081618 Lab Sample ID: 240-100018-91

Instrument ID (1): A2HP10 Instrument ID (2): A2HP10

Date Analyzed (1): 08/23/2018 08:00 Date Analyzed (2): 08/23/2018 08:00

GC Column (1): CLP-2 (0.53mm ID: 0.53(mm) GC Column (2): CLP-1 (0.53mm ID: 0.53(mm)

ANALYTE	COL	PEAK	RT	RT WINDOW		CONCENTRATION		RPD
				FROM	TO	PEAK	MEAN	
Aroclor-1260	1	1	8.73	8.71	8.75	157	210	1.4
		2	8.98	8.96	9.00	216		
		3	9.49	9.48	9.52	153		
		4	10.13	10.11	10.15	327		
		5	10.52	10.50	10.54	208		
	2	1	7.66	7.64	7.68	146	210	
		2	7.98	7.97	8.01	198		
		3	8.30	8.29	8.33	291		
		4	9.08	9.07	9.11	191		
		5	9.39	9.38	9.42	221		

FORM X
IDENTIFICATION SUMMARY

Lab Name: TestAmerica Canton Job No.: 240-100018-1

SDG No.:

Client Sample ID: CPP-DUP-02-081618 Lab Sample ID: 240-100018-92

Instrument ID (1): A2HP10 Instrument ID (2): A2HP10

Date Analyzed (1): 08/23/2018 08:18 Date Analyzed (2): 08/23/2018 08:18

GC Column (1): CLP-2 (0.53mm ID: 0.53(mm) GC Column (2): CLP-1 (0.53mm ID: 0.53(mm)

ANALYTE	COL	PEAK	RT	RT WINDOW		CONCENTRATION		RPD
				FROM	TO	PEAK	MEAN	
Aroclor-1260	1	1	8.73	8.71	8.75	2130	2900	10.5
		2	8.98	8.96	9.00	3180		
		3	9.50	9.48	9.52	2630		
		4	10.13	10.11	10.15	3320		
		5	10.52	10.50	10.54	3460		
	2	1	7.66	7.64	7.68	2110	3300	
		2	7.99	7.97	8.01	3120		
		3	8.30	8.29	8.33	4220		
		4	9.08	9.07	9.11	2900		
		5	9.39	9.38	9.42	4010		

FORM X
IDENTIFICATION SUMMARY

Lab Name: TestAmerica Canton Job No.: 240-100018-1

SDG No.:

Client Sample ID: CPP-DUP-03-081618 Lab Sample ID: 240-100018-93

Instrument ID (1): A2HP10 Instrument ID (2): A2HP10

Date Analyzed (1): 08/23/2018 08:37 Date Analyzed (2): 08/23/2018 08:37

GC Column (1): CLP-2 (0.53mm ID: 0.53(mm) GC Column (2): CLP-1 (0.53mm ID: 0.53(mm)

ANALYTE	COL	PEAK	RT	RT WINDOW		CONCENTRATION		RPD
				FROM	TO	PEAK	MEAN	
Aroclor-1260	1	1	8.73	8.71	8.75	38.2	36	22.1
		2	8.98	8.96	9.00	41.1		
		5	10.52	10.50	10.54	40.0		
	2	1	7.66	7.64	7.68	26.9	45	
		2	7.99	7.97	8.01	42.7		
		3	8.30	8.29	8.33	58.1		
		4	9.08	9.07	9.11	54.5		
		5	9.39	9.38	9.42	41.1		

FORM X
IDENTIFICATION SUMMARY

Lab Name: TestAmerica Canton Job No.: 240-100018-1

SDG No.:

Client Sample ID: CPP-DUP-04-081618 Lab Sample ID: 240-100018-94

Instrument ID (1): A2HP10 Instrument ID (2): A2HP10

Date Analyzed (1): 08/23/2018 08:56 Date Analyzed (2): 08/23/2018 08:56

GC Column (1): CLP-2 (0.53mm ID: 0.53(mm) GC Column (2): CLP-1 (0.53mm ID: 0.53(mm)

ANALYTE	COL	PEAK	RT	RT WINDOW		CONCENTRATION		RPD
				FROM	TO	PEAK	MEAN	
Aroclor-1260	1	1	8.73	8.71	8.75	200	240	16.6
		2	8.98	8.96	9.00	205		
		3	9.50	9.48	9.52	191		
		4	10.13	10.11	10.15	355		
		5	10.52	10.50	10.54	238		
	2	1	7.66	7.64	7.68	144	200	
		2	7.98	7.97	8.01	172		
		3	8.30	8.29	8.33	297		
		4	9.08	9.07	9.11	175		
		5	9.39	9.38	9.42	219		

FORM X
IDENTIFICATION SUMMARY

Lab Name: TestAmerica Canton Job No.: 240-100018-1

SDG No.:

Client Sample ID: Lab Sample ID: LCS 240-341818/24-A

Instrument ID (1): A2HP13 Instrument ID (2): A2HP13

Date Analyzed (1): 08/23/2018 07:38 Date Analyzed (2): 08/23/2018 07:38

GC Column (1): CLP-2 (0.53mm ID: 0.53(mm) GC Column (2): CLP-1 (0.53mm ID: 0.53(mm)

ANALYTE	COL	PEAK	RT	RT WINDOW		CONCENTRATION		RPD
				FROM	TO	PEAK	MEAN	
Aroclor-1016	1	1	4.01	3.99	4.03	603	617	5.4
		2	4.60	4.59	4.63	611		
		3	5.23	5.21	5.25	650		
		4	5.41	5.39	5.43	612		
		5	5.78	5.77	5.81	611		
	2	1	3.26	3.24	3.28	625	652	
		2	3.78	3.76	3.80	628		
		3	4.43	4.42	4.45	663		
		4	4.61	4.59	4.63	695		
		5	4.95	4.93	4.97	647		
Aroclor-1260	1	1	7.59	7.57	7.61	697	717	4.8
		2	7.84	7.83	7.86	712		
		3	8.37	8.35	8.39	652		
		4	8.99	8.98	9.02	834		
		5	9.37	9.35	9.39	692		
	2	1	6.71	6.70	6.73	737	752	
		2	7.06	7.04	7.08	794		
		3	7.39	7.37	7.41	782		
		4	8.19	8.17	8.21	724		
		5	8.52	8.50	8.54	724		

FORM X
IDENTIFICATION SUMMARY

Lab Name: TestAmerica Canton Job No.: 240-100018-1

SDG No.:

Client Sample ID: Lab Sample ID: LCS 240-341844/24-A

Instrument ID (1): A2HP12 Instrument ID (2): A2HP12

Date Analyzed (1): 08/23/2018 08:00 Date Analyzed (2): 08/23/2018 08:00

GC Column (1): CLP-2 (0.53mm ID: 0.53(mm) GC Column (2): CLP-1 (0.53mm ID: 0.53(mm)

ANALYTE	COL	PEAK	RT	RT WINDOW		CONCENTRATION		RPD
				FROM	TO	PEAK	MEAN	
Aroclor-1016	1	1	5.41	5.39	5.43	643	674	1.0
		2	5.98	5.96	6.00	654		
		3	6.59	6.57	6.61	718		
		4	6.76	6.74	6.78	682		
		5	7.12	7.10	7.14	673		
	2	1	4.62	4.60	4.64	661	667	
		2	5.11	5.09	5.13	660		
		3	5.72	5.71	5.75	620		
		4	5.90	5.88	5.92	696		
		5	6.43	6.41	6.45	700		
Aroclor-1260	1	1	8.89	8.87	8.91	839	895	9.2
		2	9.14	9.12	9.16	891		
		3	10.00	9.98	10.02	852		
		4	10.29	10.28	10.31	952		
		5	10.68	10.66	10.70	943		
	2	1	7.92	7.90	7.94	795	817	
		2	8.25	8.23	8.27	845		
		3	8.57	8.55	8.59	894		
		4	9.35	9.33	9.37	784		
		5	9.67	9.65	9.69	766		

FORM X
IDENTIFICATION SUMMARY

Lab Name: TestAmerica Canton Job No.: 240-100018-1

SDG No.:

Client Sample ID: Lab Sample ID: 240-100062-B-19-B MS

Instrument ID (1): A2HP10 Instrument ID (2): A2HP10

Date Analyzed (1): 08/23/2018 14:43 Date Analyzed (2): 08/23/2018 14:43

GC Column (1): CLP-2 (0.53mm ID: 0.53(mm) GC Column (2): CLP-1 (0.53mm ID: 0.53(mm)

ANALYTE	COL	PEAK	RT	RT WINDOW		CONCENTRATION		RPD
				FROM	TO	PEAK	MEAN	
Aroclor-1016	1	1	5.34	5.32	5.36	754	642	2.0
		2	5.88	5.87	5.91	728		
		3	6.47	6.45	6.49	394		
		4	6.64	6.62	6.66	741		
		5	6.99	6.97	7.01	591		
	2	1	4.49	4.48	4.51	721	655	
		2	4.95	4.93	4.97	770		
		3	5.53	5.51	5.55	483		
		4	5.69	5.68	5.71	678		
		5	6.00	5.98	6.02	620		
Aroclor-1260	1	1	8.73	8.71	8.75	2720	3110	5.3
		2	8.98	8.96	9.00	3160		
		3	9.50	9.48	9.52	2680		
		4	10.13	10.11	10.15	3520		
		5	10.52	10.50	10.54	3450		
	2	1	7.66	7.64	7.68	2600	3280	
		2	7.98	7.97	8.01	3150		
		3	8.30	8.29	8.33	4070		
		4	9.08	9.07	9.11	2930		
		5	9.39	9.38	9.42	3640		

FORM X
IDENTIFICATION SUMMARY

Lab Name: TestAmerica Canton Job No.: 240-100018-1

SDG No.:

Client Sample ID: Lab Sample ID: 240-100062-B-19-C MSD

Instrument ID (1): A2HP10 Instrument ID (2): A2HP10

Date Analyzed (1): 08/23/2018 15:03 Date Analyzed (2): 08/23/2018 15:03

GC Column (1): CLP-2 (0.53mm ID: 0.53(mm) GC Column (2): CLP-1 (0.53mm ID: 0.53(mm)

ANALYTE	COL	PEAK	RT	RT WINDOW		CONCENTRATION		RPD
				FROM	TO	PEAK	MEAN	
Aroclor-1016	1	1	5.34	5.32	5.36	781	708	11.3
		2	5.88	5.87	5.91	651		
		3	6.47	6.45	6.49	803		
		4	6.64	6.62	6.66	735		
		5	6.99	6.97	7.01	570		
	2	1	4.50	4.48	4.51	760	633	
		2	4.95	4.93	4.97	774		
		3	5.53	5.51	5.55	465		
		4	5.69	5.68	5.71	661		
		5	6.00	5.98	6.02	503		
Aroclor-1260	1	1	8.73	8.71	8.75	1890	2090	3.0
		2	8.98	8.96	9.00	2120		
		3	9.50	9.48	9.52	1790		
		4	10.13	10.11	10.15	2370		
		5	10.52	10.50	10.54	2260		
	2	1	7.66	7.64	7.68	1780	2150	
		2	7.99	7.97	8.01	2050		
		3	8.30	8.29	8.33	2700		
		4	9.08	9.07	9.11	1880		
		5	9.39	9.38	9.42	2330		

FORM X
IDENTIFICATION SUMMARY

Lab Name: TestAmerica Canton Job No.: 240-100018-1

SDG No.:

Client Sample ID: Lab Sample ID: LCS 240-341850/23-A

Instrument ID (1): A2HP10 Instrument ID (2): A2HP10

Date Analyzed (1): 08/23/2018 07:22 Date Analyzed (2): 08/23/2018 07:22

GC Column (1): CLP-2 (0.53mm ID: 0.53(mm) GC Column (2): CLP-1 (0.53mm ID: 0.53(mm)

ANALYTE	COL	PEAK	RT	RT WINDOW		CONCENTRATION		RPD
				FROM	TO	PEAK	MEAN	
Aroclor-1016	1	1	5.34	5.32	5.36	748	735	2.1
		2	5.89	5.87	5.91	764		
		3	6.47	6.45	6.49	740		
		4	6.64	6.62	6.66	714		
		5	6.99	6.97	7.01	710		
	2	1	4.49	4.48	4.51	777	751	
		2	4.95	4.93	4.97	773		
		3	5.52	5.51	5.55	615		
		4	5.70	5.68	5.71	784		
		5	6.00	5.98	6.02	806		
Aroclor-1260	1	1	8.73	8.71	8.75	833	791	10.6
		2	8.98	8.96	9.00	817		
		3	9.50	9.48	9.52	755		
		4	10.13	10.11	10.15	772		
		5	10.52	10.50	10.54	776		
	2	1	7.66	7.64	7.68	882	879	
		2	7.99	7.97	8.01	887		
		3	8.31	8.29	8.33	986		
		4	9.08	9.07	9.11	810		
		5	9.40	9.38	9.42	829		

FORM X
IDENTIFICATION SUMMARY

Lab Name: TestAmerica Canton Job No.: 240-100018-1

SDG No.:

Client Sample ID: Lab Sample ID: LCS 240-341875/24-A

Instrument ID (1): A2HP12 Instrument ID (2): A2HP12

Date Analyzed (1): 08/24/2018 00:54 Date Analyzed (2): 08/24/2018 00:54

GC Column (1): CLP-2 (0.53mm ID: 0.53(mm) GC Column (2): CLP-1 (0.53mm ID: 0.53(mm)

ANALYTE	COL	PEAK	RT	RT WINDOW		CONCENTRATION		RPD
				FROM	TO	PEAK	MEAN	
Aroclor-1016	1	1	5.42	5.40	5.44	567	591	1.0
		2	5.99	5.97	6.00	582		
		3	6.59	6.57	6.61	636		
		4	6.76	6.74	6.78	589		
		5	7.12	7.11	7.14	580		
	2	1	4.62	4.60	4.64	564	585	
		2	5.12	5.10	5.14	574		
		3	5.73	5.71	5.75	609		
		4	5.90	5.88	5.92	595		
		5	6.43	6.41	6.45	582		
Aroclor-1260	1	1	8.89	8.87	8.91	696	775	14.8
		2	9.14	9.12	9.16	715		
		3	10.00	9.98	10.02	736		
		4	10.29	10.28	10.31	948		
		5	10.68	10.66	10.70	779		
	2	1	7.92	7.90	7.94	647	668	
		2	8.25	8.23	8.27	701		
		3	8.57	8.55	8.59	724		
		4	9.35	9.33	9.37	658		
		5	9.67	9.65	9.69	608		

FORM VI
PCBS BY INTERNAL STANDARD - INITIAL CALIBRATION DATA
CURVE EVALUATION

Lab Name: TestAmerica Canton Job No.: 240-100018-1 Analy Batch No.: 329392

SDG No.:

Instrument ID: A2HP10 GC Column: CLP-1 (0.53 ID: 0.53(mm) Heated Purge: (Y/N) N

Calibration Start Date: 05/31/2018 18:06 Calibration End Date: 05/31/2018 19:42 Calibration ID: 45407

Calibration Files:

LEVEL:	LAB SAMPLE ID:	LAB FILE ID:
Level 1	STD005 240-329392/4	P10053104.D
Level 2	STD01 240-329392/5	P10053105.D
Level 3	STD02 240-329392/6	P10053106.D
Level 4	STD05 240-329392/7	P10053107.D
Level 5	STD1 240-329392/8	P10053108.D
Level 6	STD15 240-329392/9	P10053109.D

ANALYTE	RRF					CURVE TYPE	COEFFICIENT			#	MIN RRF	%RSD	#	MAX %RSD	R^2 OR COD	#	MIN R^2 OR COD
	LVL 1 LVL 6	LVL 2	LVL 3	LVL 4	LVL 5		B	M1	M2								
PCB-1232 Peak 1	0.0225 0.0161	0.0216	0.0197	0.0188	0.0173	Ave		0.0193				12.7		20.0			
PCB-1232 Peak 2	0.0166 0.0120	0.0163	0.0146	0.0142	0.0132	Ave		0.0145				12.2		20.0			
PCB-1232 Peak 3	0.0336 0.0291	0.0346	0.0324	0.0325	0.0315	Ave		0.0323				5.9		20.0			
PCB-1232 Peak 4	0.0142 0.0120	0.0153	0.0142	0.0141	0.0136	Ave		0.0139				7.8		20.0			
PCB-1232 Peak 5	0.0136 0.0111	0.0141	0.0135	0.0128	0.0125	Ave		0.0130				8.2		20.0			
PCB-1262 Peak 1	0.0654 0.0439	0.0521	0.0498	0.0494	0.0493	Ave		0.0516				14.0		20.0			
PCB-1262 Peak 2	0.0693 0.0568	0.0666	0.0627	0.0644	0.0642	Ave		0.0640				6.6		20.0			
PCB-1262 Peak 3	0.0569 0.0471	0.0565	0.0554	0.0533	0.0531	Ave		0.0537				6.7		20.0			
PCB-1262 Peak 4	0.1404 0.1156	0.1384	0.1232	0.1280	0.1278	Ave		0.1289				7.2		20.0			
PCB-1262 Peak 5	0.0553 0.0441	0.0529	0.0501	0.0498	0.0491	Ave		0.0502				7.5		20.0			

Note: The M1 coefficient is the same as Ave RRF for an Ave curve type.

FORM VI
PCBS BY INTERNAL STANDARD - INITIAL CALIBRATION DATA
RESPONSE AND CONCENTRATION

Lab Name: TestAmerica Canton Job No.: 240-100018-1 Analy Batch No.: 329392

SDG No.:

Instrument ID: A2HP10 GC Column: CLP-1 (0.53 ID: 0.53(mm) Heated Purge: (Y/N) N

Calibration Start Date: 05/31/2018 18:06 Calibration End Date: 05/31/2018 19:42 Calibration ID: 45407

Calibration Files:

LEVEL:	LAB SAMPLE ID:	LAB FILE ID:
Level 1	STD005 240-329392/4	P10053104.D
Level 2	STD01 240-329392/5	P10053105.D
Level 3	STD02 240-329392/6	P10053106.D
Level 4	STD05 240-329392/7	P10053107.D
Level 5	STD1 240-329392/8	P10053108.D
Level 6	STD15 240-329392/9	P10053109.D

ANALYTE	IS REF	CURVE TYPE	RESPONSE					CONCENTRATION (NG/UL)				
			LVL 1 LVL 6	LVL 2	LVL 3	LVL 4	LVL 5	LVL 1 LVL 6	LVL 2	LVL 3	LVL 4	LVL 5
PCB-1232 Peak 1	BNB	Ave	3552986 77306132	6760654	12728747	28642654	50856372	0.0500 1.50	0.100	0.200	0.500	1.00
PCB-1232 Peak 2	BNB	Ave	2631029 57704170	5097234	9483916	21728465	38884518	0.0500 1.50	0.100	0.200	0.500	1.00
PCB-1232 Peak 3	BNB	Ave	5314430 139370893	10822901	20972804	49548481	92604566	0.0500 1.50	0.100	0.200	0.500	1.00
PCB-1232 Peak 4	BNB	Ave	2238640 57500246	4779820	9172231	21574224	39896563	0.0500 1.50	0.100	0.200	0.500	1.00
PCB-1232 Peak 5	BNB	Ave	2152983 53418254	4413496	8765013	19573374	36900203	0.0500 1.50	0.100	0.200	0.500	1.00
PCB-1262 Peak 1	BNB	Ave	10332998 210706705	16269034	32239047	75381526	145139170	0.0500 1.50	0.100	0.200	0.500	1.00
PCB-1262 Peak 2	BNB	Ave	10960242 272418619	20796172	40631085	98395395	188933225	0.0500 1.50	0.100	0.200	0.500	1.00
PCB-1262 Peak 3	BNB	Ave	8993013 225964359	17644644	35846115	81393028	156440873	0.0500 1.50	0.100	0.200	0.500	1.00
PCB-1262 Peak 4	BNB	Ave	22202042 554089400	43251706	79770026	195487849	376144090	0.0500 1.50	0.100	0.200	0.500	1.00
PCB-1262 Peak 5	BNB	Ave	8743362 211660125	16530816	32417136	75992221	144643547	0.0500 1.50	0.100	0.200	0.500	1.00

Curve Type Legend:
Ave = Average ISTD

FORM VI
PCBS BY INTERNAL STANDARD - INITIAL CALIBRATION DATA
CURVE EVALUATION

Lab Name: TestAmerica Canton Job No.: 240-100018-1 Analy Batch No.: 329392

SDG No.:

Instrument ID: A2HP10 GC Column: CLP-2 (0.53 ID: 0.53(mm) Heated Purge: (Y/N) N

Calibration Start Date: 05/31/2018 18:06 Calibration End Date: 05/31/2018 19:42 Calibration ID: 45408

Calibration Files:

LEVEL:	LAB SAMPLE ID:	LAB FILE ID:
Level 1	STD005 240-329392/4	P10053104.D
Level 2	STD01 240-329392/5	P10053105.D
Level 3	STD02 240-329392/6	P10053106.D
Level 4	STD05 240-329392/7	P10053107.D
Level 5	STD1 240-329392/8	P10053108.D
Level 6	STD15 240-329392/9	P10053109.D

ANALYTE	RRF					CURVE TYPE	COEFFICIENT			#	MIN RRF	%RSD	#	MAX %RSD	R^2 OR COD	#	MIN R^2 OR COD
	LVL 1 LVL 6	LVL 2	LVL 3	LVL 4	LVL 5		B	M1	M2								
PCB-1232 Peak 1	0.0259 0.0171	0.0241	0.0214	0.0209	0.0191	Ave		0.0214				14.9		20.0			
PCB-1232 Peak 2	0.0208 0.0141	0.0191	0.0175	0.0171	0.0160	Ave		0.0174				13.3		20.0			
PCB-1232 Peak 3	0.0400 0.0306	0.0376	0.0357	0.0361	0.0345	Ave		0.0358				8.8		20.0			
PCB-1232 Peak 4	0.0182 0.0131	0.0170	0.0157	0.0153	0.0150	Ave		0.0157				11.1		20.0			
PCB-1232 Peak 5	0.0140 0.0092	0.0127	0.0114	0.0109	0.0105	Ave		0.0114				14.9		20.0			
PCB-1262 Peak 1	0.0498 0.0374	0.0463	0.0438	0.0442	0.0424	Ave		0.0440				9.4		20.0			
PCB-1262 Peak 2	0.0725 0.0570	0.0679	0.0645	0.0662	0.0648	Ave		0.0655				7.7		20.0			
PCB-1262 Peak 3	0.0652 0.0515	0.0632	0.0585	0.0600	0.0589	Ave		0.0596				7.9		20.0			
PCB-1262 Peak 4	0.1358 0.1130	0.1344	0.1217	0.1275	0.1271	Ave		0.1266				6.7		20.0			
PCB-1262 Peak 5	0.0989 0.0805	0.0980	0.0896	0.0918	0.0904	Ave		0.0915				7.3		20.0			

Note: The M1 coefficient is the same as Ave RRF for an Ave curve type.

FORM VI
PCBS BY INTERNAL STANDARD - INITIAL CALIBRATION DATA
RESPONSE AND CONCENTRATION

Lab Name: TestAmerica Canton Job No.: 240-100018-1 Analy Batch No.: 329392

SDG No.:

Instrument ID: A2HP10 GC Column: CLP-2 (0.53 ID: 0.53(mm) Heated Purge: (Y/N) N

Calibration Start Date: 05/31/2018 18:06 Calibration End Date: 05/31/2018 19:42 Calibration ID: 45408

Calibration Files:

LEVEL:	LAB SAMPLE ID:	LAB FILE ID:
Level 1	STD005 240-329392/4	P10053104.D
Level 2	STD01 240-329392/5	P10053105.D
Level 3	STD02 240-329392/6	P10053106.D
Level 4	STD05 240-329392/7	P10053107.D
Level 5	STD1 240-329392/8	P10053108.D
Level 6	STD15 240-329392/9	P10053109.D

ANALYTE	IS REF	CURVE TYPE	RESPONSE					CONCENTRATION (NG/UL)				
			LVL 1 LVL 6	LVL 2	LVL 3	LVL 4	LVL 5	LVL 1 LVL 6	LVL 2	LVL 3	LVL 4	LVL 5
PCB-1232 Peak 1	BNB	Ave	2022538 40721865	3732639	6917944	15729546	27904069	0.0500 1.50	0.100	0.200	0.500	1.00
PCB-1232 Peak 2	BNB	Ave	1623515 33578495	2953061	5662374	12828588	23454578	0.0500 1.50	0.100	0.200	0.500	1.00
PCB-1232 Peak 3	BNB	Ave	3125205 72757983	5830984	11528485	27138484	50491512	0.0500 1.50	0.100	0.200	0.500	1.00
PCB-1232 Peak 4	BNB	Ave	1421388 31076035	2628889	5077910	11514623	21968462	0.0500 1.50	0.100	0.200	0.500	1.00
PCB-1232 Peak 5	BNB	Ave	1095221 21857246	1963023	3680534	8198608	15298367	0.0500 1.50	0.100	0.200	0.500	1.00
PCB-1262 Peak 1	BNB	Ave	3895938 89075218	7181657	14147837	33223038	62014743	0.0500 1.50	0.100	0.200	0.500	1.00
PCB-1262 Peak 2	BNB	Ave	5670616 135746417	10516942	20849896	49696930	94738660	0.0500 1.50	0.100	0.200	0.500	1.00
PCB-1262 Peak 3	BNB	Ave	5096026 122596696	9801789	18902899	45087313	86140781	0.0500 1.50	0.100	0.200	0.500	1.00
PCB-1262 Peak 4	BNB	Ave	10621328 269049751	20825902	39309336	95727418	185875210	0.0500 1.50	0.100	0.200	0.500	1.00
PCB-1262 Peak 5	BNB	Ave	7734426 191675590	15186449	28933786	68969413	132131782	0.0500 1.50	0.100	0.200	0.500	1.00

Curve Type Legend:
Ave = Average ISTD

FORM VI
PCBS BY INTERNAL STANDARD - INITIAL CALIBRATION DATA
CURVE EVALUATION

Lab Name: TestAmerica Canton | Job No.: 240-100018-1 | Analy Batch No.: 329392

SDG No.:

Instrument ID: A2HP10 | GC Column: CLP-1 (0.53 ID: 0.53(mm) | Heated Purge: (Y/N) N

Calibration Start Date: 05/31/2018 20:01 | Calibration End Date: 05/31/2018 21:36 | Calibration ID: 45415

Calibration Files:

LEVEL:	LAB SAMPLE ID:	LAB FILE ID:
Level 1	STD005 240-329392/10	P10053110.D
Level 2	STD01 240-329392/11	P10053111.D
Level 3	STD02 240-329392/12	P10053112.D
Level 4	STD05 240-329392/13	P10053113.D
Level 5	STD1 240-329392/14	P10053114.D
Level 6	STD15 240-329392/15	P10053115.D

ANALYTE	RRF					CURVE TYPE	COEFFICIENT			#	MIN RRF	%RSD	#	MAX %RSD	R^2 OR COD	#	MIN R^2 OR COD
	LVL 1 LVL 6	LVL 2	LVL 3	LVL 4	LVL 5		B	M1	M2								
PCB-1242 Peak 1	0.0167 0.0116	0.0148	0.0140	0.0128	0.0119	Ave		0.0136				14.3		20.0			
PCB-1242 Peak 2	0.0300 0.0209	0.0270	0.0250	0.0244	0.0222	Ave		0.0249				13.3		20.0			
PCB-1242 Peak 3	0.0634 0.0534	0.0589	0.0571	0.0573	0.0556	Ave		0.0576				5.9		20.0			
PCB-1242 Peak 4	0.0278 0.0226	0.0261	0.0249	0.0249	0.0241	Ave		0.0250				7.1		20.0			
PCB-1242 Peak 5	0.0295 0.0232	0.0277	0.0257	0.0252	0.0251	Ave		0.0261				8.5		20.0			
PCB-1268 Peak 1	0.1540 0.1391	0.1454	0.1421	0.1465	0.1439	Ave		0.1452				3.5		20.0			
PCB-1268 Peak 2	0.1580 0.1362	0.1475	0.1407	0.1470	0.1463	Ave		0.1460				5.0		20.0			
PCB-1268 Peak 3	0.1344 0.1165	0.1242	0.1207	0.1258	0.1254	Ave		0.1245				4.8		20.0			
PCB-1268 Peak 4	0.0587 0.0496	0.0546	0.0517	0.0522	0.0508	Ave		0.0529				6.2		20.0			
PCB-1268 Peak 5	0.4146 0.3724	0.3939	0.3857	0.4020	0.3954	Ave		0.3940				3.6		20.0			

Note: The M1 coefficient is the same as Ave RRF for an Ave curve type.

FORM VI
PCBS BY INTERNAL STANDARD - INITIAL CALIBRATION DATA
RESPONSE AND CONCENTRATION

Lab Name: TestAmerica Canton Job No.: 240-100018-1 Analy Batch No.: 329392

SDG No.:

Instrument ID: A2HP10 GC Column: CLP-1 (0.53 ID: 0.53(mm) Heated Purge: (Y/N) N

Calibration Start Date: 05/31/2018 20:01 Calibration End Date: 05/31/2018 21:36 Calibration ID: 45415

Calibration Files:

LEVEL:	LAB SAMPLE ID:	LAB FILE ID:
Level 1	STD005 240-329392/10	P10053110.D
Level 2	STD01 240-329392/11	P10053111.D
Level 3	STD02 240-329392/12	P10053112.D
Level 4	STD05 240-329392/13	P10053113.D
Level 5	STD1 240-329392/14	P10053114.D
Level 6	STD15 240-329392/15	P10053115.D

ANALYTE	IS REF	CURVE TYPE	RESPONSE					CONCENTRATION (NG/UL)				
			LVL 1 LVL 6	LVL 2	LVL 3	LVL 4	LVL 5	LVL 1 LVL 6	LVL 2	LVL 3	LVL 4	LVL 5
PCB-1242 Peak 1	BNB	Ave	2398170 52478751	4425281	8746701	18056921	32993214	0.0500 1.50	0.100	0.200	0.500	1.00
PCB-1242 Peak 2	BNB	Ave	4308480 94477639	8074169	15700339	34391177	61796773	0.0500 1.50	0.100	0.200	0.500	1.00
PCB-1242 Peak 3	BNB	Ave	9099014 241745511	17568113	35775012	80790878	154649263	0.0500 1.50	0.100	0.200	0.500	1.00
PCB-1242 Peak 4	BNB	Ave	3991719 102148069	7791019	15595209	35048271	67013722	0.0500 1.50	0.100	0.200	0.500	1.00
PCB-1242 Peak 5	BNB	Ave	4235117 105047221	8274965	16095207	35571170	69995702	0.0500 1.50	0.100	0.200	0.500	1.00
PCB-1268 Peak 1	BNB	Ave	22102821 629588991	43408168	89096580	206633243	400604002	0.0500 1.50	0.100	0.200	0.500	1.00
PCB-1268 Peak 2	BNB	Ave	22680859 616517926	44042204	88242799	207264207	407075988	0.0500 1.50	0.100	0.200	0.500	1.00
PCB-1268 Peak 3	BNB	Ave	19283274 527407964	37083861	75642603	177399462	348999403	0.0500 1.50	0.100	0.200	0.500	1.00
PCB-1268 Peak 4	BNB	Ave	8421955 224561379	16313168	32400507	73553789	141520051	0.0500 1.50	0.100	0.200	0.500	1.00
PCB-1268 Peak 5	BNB	Ave	59510027 1685790755	117589866	241815015	566948073	1100468246	0.0500 1.50	0.100	0.200	0.500	1.00

Curve Type Legend:
Ave = Average ISTD

FORM VI
PCBS BY INTERNAL STANDARD - INITIAL CALIBRATION DATA
CURVE EVALUATION

Lab Name: TestAmerica Canton Job No.: 240-100018-1 Analy Batch No.: 329392

SDG No.:

Instrument ID: A2HP10 GC Column: CLP-2 (0.53 ID: 0.53(mm) Heated Purge: (Y/N) N

Calibration Start Date: 05/31/2018 20:01 Calibration End Date: 05/31/2018 21:36 Calibration ID: 45416

Calibration Files:

LEVEL:	LAB SAMPLE ID:	LAB FILE ID:
Level 1	STD005 240-329392/10	P10053110.D
Level 2	STD01 240-329392/11	P10053111.D
Level 3	STD02 240-329392/12	P10053112.D
Level 4	STD05 240-329392/13	P10053113.D
Level 5	STD1 240-329392/14	P10053114.D
Level 6	STD15 240-329392/15	P10053115.D

ANALYTE	RRF					CURVE TYPE	COEFFICIENT			#	MIN RRF	%RSD	#	MAX %RSD	R^2 OR COD	#	MIN R^2 OR COD
	LVL 1 LVL 6	LVL 2	LVL 3	LVL 4	LVL 5		B	M1	M2								
PCB-1242 Peak 1	0.0179 0.0124	0.0162	0.0147	0.0146	0.0135	Ave		0.0149				13.1		20.0			
PCB-1242 Peak 2	0.0348 0.0239	0.0315	0.0294	0.0291	0.0259	Ave		0.0291				13.4		20.0			
PCB-1242 Peak 3	0.0734 0.0560	0.0651	0.0632	0.0641	0.0617	Ave		0.0639				8.9		20.0			
PCB-1242 Peak 4	0.0354 0.0232	0.0299	0.0275	0.0280	0.0265	Ave		0.0284				14.3		20.0			
PCB-1242 Peak 5	0.0177 0.0128	0.0168	0.0147	0.0155	0.0144	Ave		0.0153				11.5		20.0			
PCB-1268 Peak 1	0.1667 0.1389	0.1528	0.1432	0.1519	0.1514	Ave		0.1508				6.3		20.0			
PCB-1268 Peak 2	0.1670 0.1385	0.1546	0.1449	0.1534	0.1517	Ave		0.1517				6.4		20.0			
PCB-1268 Peak 3	0.1403 0.1175	0.1297	0.1218	0.1305	0.1295	Ave		0.1282				6.2		20.0			
PCB-1268 Peak 4	0.0601 0.0486	0.0575	0.0534	0.0552	0.0530	Ave		0.0547				7.3		20.0			
PCB-1268 Peak 5	0.4093 0.3783	0.3933	0.3743	0.4023	0.3975	Ave		0.3925				3.5		20.0			

Note: The M1 coefficient is the same as Ave RRF for an Ave curve type.

FORM VI
PCBS BY INTERNAL STANDARD - INITIAL CALIBRATION DATA
RESPONSE AND CONCENTRATION

Lab Name: TestAmerica Canton Job No.: 240-100018-1 Analy Batch No.: 329392

SDG No.:

Instrument ID: A2HP10 GC Column: CLP-2 (0.53 ID: 0.53(mm) Heated Purge: (Y/N) N

Calibration Start Date: 05/31/2018 20:01 Calibration End Date: 05/31/2018 21:36 Calibration ID: 45416

Calibration Files:

LEVEL:	LAB SAMPLE ID:	LAB FILE ID:
Level 1	STD005 240-329392/10	P10053110.D
Level 2	STD01 240-329392/11	P10053111.D
Level 3	STD02 240-329392/12	P10053112.D
Level 4	STD05 240-329392/13	P10053113.D
Level 5	STD1 240-329392/14	P10053114.D
Level 6	STD15 240-329392/15	P10053115.D

ANALYTE	IS REF	CURVE TYPE	RESPONSE					CONCENTRATION (NG/UL)				
			LVL 1 LVL 6	LVL 2	LVL 3	LVL 4	LVL 5	LVL 1 LVL 6	LVL 2	LVL 3	LVL 4	LVL 5
PCB-1242 Peak 1	BNB	Ave	1269811 28052412	2403844	4602546	10020308	18557935	0.0500 1.50	0.100	0.200	0.500	1.00
PCB-1242 Peak 2	BNB	Ave	2470525 54224183	4671917	9217417	19971760	35469023	0.0500 1.50	0.100	0.200	0.500	1.00
PCB-1242 Peak 3	BNB	Ave	5211669 127020080	9665767	19816125	44023356	84505971	0.0500 1.50	0.100	0.200	0.500	1.00
PCB-1242 Peak 4	BNB	Ave	2513659 52570033	4432982	8620537	19271926	36338357	0.0500 1.50	0.100	0.200	0.500	1.00
PCB-1242 Peak 5	BNB	Ave	1259347 29155061	2500496	4624252	10622679	19734021	0.0500 1.50	0.100	0.200	0.500	1.00
PCB-1268 Peak 1	BNB	Ave	11835527 315168243	22687663	44936357	104399431	207444102	0.0500 1.50	0.100	0.200	0.500	1.00
PCB-1268 Peak 2	BNB	Ave	11854701 314372382	22961732	45463281	105388812	207831902	0.0500 1.50	0.100	0.200	0.500	1.00
PCB-1268 Peak 3	BNB	Ave	9958382 266608735	19258476	38200705	89642884	177423345	0.0500 1.50	0.100	0.200	0.500	1.00
PCB-1268 Peak 4	BNB	Ave	4270852 110412955	8539688	16759940	37934169	72573751	0.0500 1.50	0.100	0.200	0.500	1.00
PCB-1268 Peak 5	BNB	Ave	29064838 858597849	58410599	117436539	276417451	544614406	0.0500 1.50	0.100	0.200	0.500	1.00

Curve Type Legend:
Ave = Average ISTD

FORM VI
PCBS BY INTERNAL STANDARD - INITIAL CALIBRATION DATA
CURVE EVALUATION

Lab Name: TestAmerica Canton Job No.: 240-100018-1 Analy Batch No.: 329392

SDG No.:

Instrument ID: A2HP10 GC Column: CLP-1 (0.53 ID: 0.53(mm) Heated Purge: (Y/N) N

Calibration Start Date: 05/31/2018 21:55 Calibration End Date: 05/31/2018 23:31 Calibration ID: 45423

Calibration Files:

LEVEL:	LAB SAMPLE ID:	LAB FILE ID:
Level 1	STD005 240-329392/16	P10053116.D
Level 2	STD01 240-329392/17	P10053117.D
Level 3	STD02 240-329392/18	P10053118.D
Level 4	STD05 240-329392/19	P10053119.D
Level 5	STD1 240-329392/20	P10053120.D
Level 6	STD15 240-329392/21	P10053121.D

ANALYTE	RRF					CURVE TYPE	COEFFICIENT			#	MIN RRF	%RSD	#	MAX %RSD	R^2 OR COD	#	MIN R^2 OR COD
	LVL 1 LVL 6	LVL 2	LVL 3	LVL 4	LVL 5		B	M1	M2								
PCB-1248 Peak 1	0.0147 0.0120	0.0146	0.0134	0.0129	0.0119	Ave		0.0132				9.3		20.0			
PCB-1248 Peak 2	0.0395 0.0359	0.0385	0.0360	0.0357	0.0346	Ave		0.0367				5.1		20.0			
PCB-1248 Peak 3	0.0428 0.0366	0.0420	0.0371	0.0369	0.0345	Ave		0.0383				8.6		20.0			
PCB-1248 Peak 4	0.0313 0.0288	0.0318	0.0286	0.0284	0.0269	Ave		0.0293				6.4		20.0			
PCB-1248 Peak 5	0.0205 0.0191	0.0210	0.0182	0.0190	0.0171	Ave		0.0192				7.4		20.0			

Note: The M1 coefficient is the same as Ave RRF for an Ave curve type.

FORM VI
PCBS BY INTERNAL STANDARD - INITIAL CALIBRATION DATA
RESPONSE AND CONCENTRATION

Lab Name: TestAmerica Canton | Job No.: 240-100018-1 | Analy Batch No.: 329392

SDG No.:

Instrument ID: A2HP10 | GC Column: CLP-1 (0.53 ID: 0.53(mm) | Heated Purge: (Y/N) N

Calibration Start Date: 05/31/2018 21:55 | Calibration End Date: 05/31/2018 23:31 | Calibration ID: 45423

Calibration Files:

LEVEL:	LAB SAMPLE ID:	LAB FILE ID:
Level 1	STD005 240-329392/16	P10053116.D
Level 2	STD01 240-329392/17	P10053117.D
Level 3	STD02 240-329392/18	P10053118.D
Level 4	STD05 240-329392/19	P10053119.D
Level 5	STD1 240-329392/20	P10053120.D
Level 6	STD15 240-329392/21	P10053121.D

ANALYTE	IS REF	CURVE TYPE	RESPONSE					CONCENTRATION (NG/UL)				
			LVL 1 LVL 6	LVL 2	LVL 3	LVL 4	LVL 5	LVL 1 LVL 6	LVL 2	LVL 3	LVL 4	LVL 5
PCB-1248 Peak 1	BNB	Ave	2110812 52636623	4124642	8168415	19350648	36256080	0.0500 1.50	0.100	0.200	0.500	1.00
PCB-1248 Peak 2	BNB	Ave	5673792 157801456	10900747	21966834	53685418	105606197	0.0500 1.50	0.100	0.200	0.500	1.00
PCB-1248 Peak 3	BNB	Ave	6137946 161138974	11875089	22642366	55531383	105306169	0.0500 1.50	0.100	0.200	0.500	1.00
PCB-1248 Peak 4	BNB	Ave	4488761 126563259	9009787	17419864	42686080	82141928	0.0500 1.50	0.100	0.200	0.500	1.00
PCB-1248 Peak 5	BNB	Ave	2944095 83989432	5930265	11117787	28545043	52231379	0.0500 1.50	0.100	0.200	0.500	1.00

Curve Type Legend:
Ave = Average ISTD

FORM VI
PCBS BY INTERNAL STANDARD - INITIAL CALIBRATION DATA
CURVE EVALUATION

Lab Name: TestAmerica Canton Job No.: 240-100018-1 Analy Batch No.: 329392

SDG No.:

Instrument ID: A2HP10 GC Column: CLP-2 (0.53 ID: 0.53(mm) Heated Purge: (Y/N) N

Calibration Start Date: 05/31/2018 21:55 Calibration End Date: 05/31/2018 23:31 Calibration ID: 45424

Calibration Files:

LEVEL:	LAB SAMPLE ID:	LAB FILE ID:
Level 1	STD005 240-329392/16	P10053116.D
Level 2	STD01 240-329392/17	P10053117.D
Level 3	STD02 240-329392/18	P10053118.D
Level 4	STD05 240-329392/19	P10053119.D
Level 5	STD1 240-329392/20	P10053120.D
Level 6	STD15 240-329392/21	P10053121.D

ANALYTE	RRF					CURVE TYPE	COEFFICIENT			#	MIN RRF	%RSD	#	MAX %RSD	R^2 OR COD	#	MIN R^2 OR COD
	LVL 1 LVL 6	LVL 2	LVL 3	LVL 4	LVL 5		B	M1	M2								
PCB-1248 Peak 1	0.0207 0.0145	0.0195	0.0164	0.0150	0.0142	Ave		0.0167				16.4		20.0			
PCB-1248 Peak 2	0.0450 0.0385	0.0453	0.0409	0.0381	0.0370	Ave		0.0408				8.8		20.0			
PCB-1248 Peak 3	0.0395 0.0336	0.0372	0.0352	0.0340	0.0323	Ave		0.0353				7.4		20.0			
PCB-1248 Peak 4	0.0428 0.0381	0.0414	0.0400	0.0387	0.0367	Ave		0.0396				5.7		20.0			
PCB-1248 Peak 5	0.0236 0.0206	0.0234	0.0208	0.0212	0.0197	Ave		0.0216				7.4		20.0			

Note: The M1 coefficient is the same as Ave RRF for an Ave curve type.

FORM VI
PCBS BY INTERNAL STANDARD - INITIAL CALIBRATION DATA
RESPONSE AND CONCENTRATION

Lab Name: TestAmerica Canton | Job No.: 240-100018-1 | Analy Batch No.: 329392

SDG No.:

Instrument ID: A2HP10 | GC Column: CLP-2 (0.53 ID: 0.53(mm) | Heated Purge: (Y/N) N

Calibration Start Date: 05/31/2018 21:55 | Calibration End Date: 05/31/2018 23:31 | Calibration ID: 45424

Calibration Files:

LEVEL:	LAB SAMPLE ID:	LAB FILE ID:
Level 1	STD005 240-329392/16	P10053116.D
Level 2	STD01 240-329392/17	P10053117.D
Level 3	STD02 240-329392/18	P10053118.D
Level 4	STD05 240-329392/19	P10053119.D
Level 5	STD1 240-329392/20	P10053120.D
Level 6	STD15 240-329392/21	P10053121.D

ANALYTE	IS REF	CURVE TYPE	RESPONSE					CONCENTRATION (NG/UL)				
			LVL 1 LVL 6	LVL 2	LVL 3	LVL 4	LVL 5	LVL 1 LVL 6	LVL 2	LVL 3	LVL 4	LVL 5
PCB-1248 Peak 1	BNB	Ave	1471133 32079112	2723585	4952295	11306224	21516265	0.0500 1.50	0.100	0.200	0.500	1.00
PCB-1248 Peak 2	BNB	Ave	3193546 84957594	6339498	12384380	28702305	56072729	0.0500 1.50	0.100	0.200	0.500	1.00
PCB-1248 Peak 3	BNB	Ave	2802246 74253829	5204119	10659981	25617584	48934382	0.0500 1.50	0.100	0.200	0.500	1.00
PCB-1248 Peak 4	BNB	Ave	3041420 84113435	5791453	12100197	29115193	55566195	0.0500 1.50	0.100	0.200	0.500	1.00
PCB-1248 Peak 5	BNB	Ave	1678288 45387083	3278802	6276077	15967122	29890630	0.0500 1.50	0.100	0.200	0.500	1.00

Curve Type Legend:
Ave = Average ISTD

FORM VI
PCBS BY INTERNAL STANDARD - INITIAL CALIBRATION DATA
CURVE EVALUATION

Lab Name: TestAmerica Canton Job No.: 240-100018-1 Analy Batch No.: 329392

SDG No.:

Instrument ID: A2HP10 GC Column: CLP-1 (0.53 ID: 0.53(mm) Heated Purge: (Y/N) N

Calibration Start Date: 05/31/2018 23:50 Calibration End Date: 06/01/2018 01:25 Calibration ID: 45431

Calibration Files:

LEVEL:	LAB SAMPLE ID:	LAB FILE ID:
Level 1	STD005 240-329392/22	P10053122.D
Level 2	STD01 240-329392/23	P10053123.D
Level 3	STD02 240-329392/24	P10053124.D
Level 4	STD05 240-329392/25	P10053125.D
Level 5	STD1 240-329392/26	P10053126.D
Level 6	STD15 240-329392/27	P10053127.D

ANALYTE	RRF					CURVE TYPE	COEFFICIENT			#	MIN RRF	%RSD	#	MAX %RSD	R^2 OR COD	#	MIN R^2 OR COD
	LVL 1 LVL 6	LVL 2	LVL 3	LVL 4	LVL 5		B	M1	M2								
PCB-1221 Peak 1	0.0100 0.0077	0.0093	0.0088	0.0087	0.0080	Ave		0.0087				9.5		20.0			
PCB-1221 Peak 2	0.0068 0.0049	0.0063	0.0056	0.0056	0.0052	Ave		0.0057				12.3		20.0			
PCB-1221 Peak 3	0.0256 0.0183	0.0233	0.0207	0.0191	0.0189	Ave		0.0210				13.7		20.0			
PCB-1254 Peak 1	0.0453 0.0371	0.0435	0.0402	0.0401	0.0385	Ave		0.0408				7.6		20.0			
PCB-1254 Peak 2	0.0586 0.0540	0.0594	0.0563	0.0574	0.0552	Ave		0.0568				3.6		20.0			
PCB-1254 Peak 3	0.0433 0.0407	0.0490	0.0460	0.0429	0.0412	Ave		0.0439				7.2		20.0			
PCB-1254 Peak 4	0.0422 0.0347	0.0406	0.0376	0.0376	0.0356	Ave		0.0381				7.6		20.0			
PCB-1254 Peak 5	0.0606 0.0554	0.0608	0.0565	0.0579	0.0561	Ave		0.0579				4.0		20.0			

Note: The M1 coefficient is the same as Ave RRF for an Ave curve type.

FORM VI
PCBS BY INTERNAL STANDARD - INITIAL CALIBRATION DATA
RESPONSE AND CONCENTRATION

Lab Name: TestAmerica Canton Job No.: 240-100018-1 Analy Batch No.: 329392

SDG No.:

Instrument ID: A2HP10 GC Column: CLP-1 (0.53 ID: 0.53(mm) Heated Purge: (Y/N) N

Calibration Start Date: 05/31/2018 23:50 Calibration End Date: 06/01/2018 01:25 Calibration ID: 45431

Calibration Files:

LEVEL:	LAB SAMPLE ID:	LAB FILE ID:
Level 1	STD005 240-329392/22	P10053122.D
Level 2	STD01 240-329392/23	P10053123.D
Level 3	STD02 240-329392/24	P10053124.D
Level 4	STD05 240-329392/25	P10053125.D
Level 5	STD1 240-329392/26	P10053126.D
Level 6	STD15 240-329392/27	P10053127.D

ANALYTE	IS REF	CURVE TYPE	RESPONSE					CONCENTRATION (NG/UL)				
			LVL 1 LVL 6	LVL 2	LVL 3	LVL 4	LVL 5	LVL 1 LVL 6	LVL 2	LVL 3	LVL 4	LVL 5
PCB-1221 Peak 1	BNB	Ave	1591906 38788405	2936330	5616777	13770205	26035856	0.0500 1.50	0.100	0.200	0.500	1.00
PCB-1221 Peak 2	BNB	Ave	1079358 24452412	1989223	3608238	8920364	16825536	0.0500 1.50	0.100	0.200	0.500	1.00
PCB-1221 Peak 3	BNB	Ave	4087027 92222208	7344981	13220551	30384756	61442960	0.0500 1.50	0.100	0.200	0.500	1.00
PCB-1254 Peak 1	BNB	Ave	7235970 186726094	13704217	25702714	63590656	124980732	0.0500 1.50	0.100	0.200	0.500	1.00
PCB-1254 Peak 2	BNB	Ave	9351841 271820802	18722516	36043696	91049558	179172300	0.0500 1.50	0.100	0.200	0.500	1.00
PCB-1254 Peak 3	BNB	Ave	6906701 204625487	15454875	29451495	68086428	133933394	0.0500 1.50	0.100	0.200	0.500	1.00
PCB-1254 Peak 4	BNB	Ave	6739661 174702891	12792974	24038600	59702258	115586394	0.0500 1.50	0.100	0.200	0.500	1.00
PCB-1254 Peak 5	BNB	Ave	9669206 278591400	19172272	36173724	91872799	182239537	0.0500 1.50	0.100	0.200	0.500	1.00

Curve Type Legend:
Ave = Average ISTD

FORM VI
PCBS BY INTERNAL STANDARD - INITIAL CALIBRATION DATA
CURVE EVALUATION

Lab Name: TestAmerica Canton Job No.: 240-100018-1 Analy Batch No.: 329392

SDG No.:

Instrument ID: A2HP10 GC Column: CLP-2 (0.53 ID: 0.53(mm) Heated Purge: (Y/N) N

Calibration Start Date: 05/31/2018 23:50 Calibration End Date: 06/01/2018 01:25 Calibration ID: 45432

Calibration Files:

LEVEL:	LAB SAMPLE ID:	LAB FILE ID:
Level 1	STD005 240-329392/22	P10053122.D
Level 2	STD01 240-329392/23	P10053123.D
Level 3	STD02 240-329392/24	P10053124.D
Level 4	STD05 240-329392/25	P10053125.D
Level 5	STD1 240-329392/26	P10053126.D
Level 6	STD15 240-329392/27	P10053127.D

ANALYTE	RRF					CURVE TYPE	COEFFICIENT			#	MIN RRF	%RSD	#	MAX %RSD	R^2 OR COD	#	MIN R^2 OR COD
	LVL 1 LVL 6	LVL 2	LVL 3	LVL 4	LVL 5		B	M1	M2								
PCB-1221 Peak 1	0.0123 0.0083	0.0118	0.0099	0.0093	0.0087	Ave		0.0100				16.4		20.0			
PCB-1221 Peak 2	0.0083 0.0055	0.0077	0.0066	0.0061	0.0058	Ave		0.0067				16.8		20.0			
PCB-1221 Peak 3	0.0281 0.0194	0.0263	0.0234	0.0224	0.0206	Ave		0.0234				14.2		20.0			
PCB-1254 Peak 1	0.0426 0.0312	0.0396	0.0364	0.0351	0.0329	Ave		0.0363				11.7		20.0			
PCB-1254 Peak 2	0.0489 0.0366	0.0442	0.0411	0.0395	0.0376	Ave		0.0413				11.1		20.0			
PCB-1254 Peak 3	0.0727 0.0583	0.0680	0.0643	0.0623	0.0592	Ave		0.0641				8.5		20.0			
PCB-1254 Peak 4	0.0493 0.0408	0.0448	0.0441	0.0427	0.0415	Ave		0.0439				7.0		20.0			
PCB-1254 Peak 5	0.0674 0.0563	0.0633	0.0601	0.0591	0.0573	Ave		0.0606				6.8		20.0			

Note: The M1 coefficient is the same as Ave RRF for an Ave curve type.

FORM VI
PCBS BY INTERNAL STANDARD - INITIAL CALIBRATION DATA
RESPONSE AND CONCENTRATION

Lab Name: TestAmerica Canton Job No.: 240-100018-1 Analy Batch No.: 329392

SDG No.:

Instrument ID: A2HP10 GC Column: CLP-2 (0.53 ID: 0.53(mm) Heated Purge: (Y/N) N

Calibration Start Date: 05/31/2018 23:50 Calibration End Date: 06/01/2018 01:25 Calibration ID: 45432

Calibration Files:

LEVEL:	LAB SAMPLE ID:	LAB FILE ID:
Level 1	STD005 240-329392/22	P10053122.D
Level 2	STD01 240-329392/23	P10053123.D
Level 3	STD02 240-329392/24	P10053124.D
Level 4	STD05 240-329392/25	P10053125.D
Level 5	STD1 240-329392/26	P10053126.D
Level 6	STD15 240-329392/27	P10053127.D

ANALYTE	IS REF	CURVE TYPE	RESPONSE					CONCENTRATION (NG/UL)				
			LVL 1 LVL 6	LVL 2	LVL 3	LVL 4	LVL 5	LVL 1 LVL 6	LVL 2	LVL 3	LVL 4	LVL 5
PCB-1221 Peak 1	BNB	Ave	994743 21088276	1867439	3198261	7423524	14277834	0.0500 1.50	0.100	0.200	0.500	1.00
PCB-1221 Peak 2	BNB	Ave	671397 13884116	1217822	2152206	4914507	9420660	0.0500 1.50	0.100	0.200	0.500	1.00
PCB-1221 Peak 3	BNB	Ave	2273789 49275689	4159735	7593408	17982170	33732499	0.0500 1.50	0.100	0.200	0.500	1.00
PCB-1254 Peak 1	BNB	Ave	3442602 79085895	6267467	11782669	28148734	53804811	0.0500 1.50	0.100	0.200	0.500	1.00
PCB-1254 Peak 2	BNB	Ave	3953334 92755557	6999574	13317720	31709913	61585041	0.0500 1.50	0.100	0.200	0.500	1.00
PCB-1254 Peak 3	BNB	Ave	5871818 147811676	10762700	20831435	49991132	96834195	0.0500 1.50	0.100	0.200	0.500	1.00
PCB-1254 Peak 4	BNB	Ave	3983522 103350423	7084281	14277952	34283210	67962838	0.0500 1.50	0.100	0.200	0.500	1.00
PCB-1254 Peak 5	BNB	Ave	5441905 142592232	10009150	19472410	47404756	93824664	0.0500 1.50	0.100	0.200	0.500	1.00

Curve Type Legend:
Ave = Average ISTD

FORM VI
PCBS BY INTERNAL STANDARD - INITIAL CALIBRATION DATA
CURVE EVALUATION

Lab Name: TestAmerica Canton Job No.: 240-100018-1 Analy Batch No.: 329392

SDG No.:

Instrument ID: A2HP10 GC Column: CLP-1 (0.53 ID: 0.53(mm) Heated Purge: (Y/N) N

Calibration Start Date: 06/01/2018 01:44 Calibration End Date: 06/01/2018 03:19 Calibration ID: 45439

Calibration Files:

LEVEL:	LAB SAMPLE ID:	LAB FILE ID:
Level 1	STD005 240-329392/28	P10053128.D
Level 2	STD01 240-329392/29	P10053129.D
Level 3	STD02 240-329392/30	P10053130.D
Level 4	STD05 240-329392/31	P10053131.D
Level 5	STD1 240-329392/32	P10053132.D
Level 6	STD15 240-329392/33	P10053133.D

ANALYTE	RRF					CURVE TYPE	COEFFICIENT			#	MIN RRF	%RSD	#	MAX %RSD	R^2 OR COD	#	MIN R^2 OR COD
	LVL 1 LVL 6	LVL 2	LVL 3	LVL 4	LVL 5		B	M1	M2								
PCB-1016 Peak 1	0.0202 0.0143	0.0183	0.0165	0.0154	0.0148	Ave		0.0166				13.8		20.0			
PCB-1016 Peak 2	0.0353 0.0262	0.0325	0.0309	0.0291	0.0276	Ave		0.0303				11.1		20.0			
PCB-1016 Peak 3	0.0781 0.0671	0.0722	0.0701	0.0696	0.0685	Ave		0.0709				5.5		20.0			
PCB-1016 Peak 4	0.0356 0.0282	0.0318	0.0303	0.0290	0.0282	Ave		0.0305				9.4		20.0			
PCB-1016 Peak 5	0.0175 0.0129	0.0149	0.0137	0.0129	0.0124	Ave		0.0141				13.4		20.0			
PCB-1260 Peak 1	0.0486 0.0393	0.0439	0.0414	0.0402	0.0397	Ave		0.0422				8.4		20.0			
PCB-1260 Peak 2	0.0889 0.0708	0.0800	0.0753	0.0744	0.0707	Ave		0.0767				9.0		20.0			
PCB-1260 Peak 3	0.0796 0.0676	0.0738	0.0704	0.0698	0.0681	Ave		0.0716				6.3		20.0			
PCB-1260 Peak 4	0.1225 0.1034	0.1105	0.1060	0.1034	0.1037	Ave		0.1082				6.9		20.0			
PCB-1260 Peak 5	0.0553 0.0501	0.0513	0.0491	0.0511	0.0480	Ave		0.0508				5.0		20.0			
Tetrachloro-m-xylene	1.1895 0.8929	1.0894	1.0047	0.9806	0.9356	Ave		1.0154				10.6		20.0			
DCB Decachlorobiphenyl	1.1479 0.9305	1.0703	0.9874	0.9785	0.9503	Ave		1.0108				8.2		20.0			

Note: The M1 coefficient is the same as Ave RRF for an Ave curve type.

FORM VI
PCBS BY INTERNAL STANDARD - INITIAL CALIBRATION DATA
RESPONSE AND CONCENTRATION

Lab Name: TestAmerica Canton Job No.: 240-100018-1 Analy Batch No.: 329392

SDG No.:

Instrument ID: A2HP10 GC Column: CLP-1 (0.53 ID: 0.53(mm) Heated Purge: (Y/N) N

Calibration Start Date: 06/01/2018 01:44 Calibration End Date: 06/01/2018 03:19 Calibration ID: 45439

Calibration Files:

LEVEL:	LAB SAMPLE ID:	LAB FILE ID:
Level 1	STD005 240-329392/28	P10053128.D
Level 2	STD01 240-329392/29	P10053129.D
Level 3	STD02 240-329392/30	P10053130.D
Level 4	STD05 240-329392/31	P10053131.D
Level 5	STD1 240-329392/32	P10053132.D
Level 6	STD15 240-329392/33	P10053133.D

ANALYTE	IS REF	CURVE TYPE	RESPONSE					CONCENTRATION (NG/UL)				
			LVL 1 LVL 6	LVL 2	LVL 3	LVL 4	LVL 5	LVL 1 LVL 6	LVL 2	LVL 3	LVL 4	LVL 5
PCB-1016 Peak 1	BNB	Ave	2997395 62380442	5490563	10432234	23820486	44806714	0.0500 1.50	0.100	0.200	0.500	1.00
PCB-1016 Peak 2	BNB	Ave	5238757 114209232	9733392	19514095	44959552	83599237	0.0500 1.50	0.100	0.200	0.500	1.00
PCB-1016 Peak 3	BNB	Ave	11581017 292869586	21602158	44261512	107636704	207444961	0.0500 1.50	0.100	0.200	0.500	1.00
PCB-1016 Peak 4	BNB	Ave	5283417 122959407	9525159	19100204	44745331	85251192	0.0500 1.50	0.100	0.200	0.500	1.00
PCB-1016 Peak 5	BNB	Ave	2590341 56249499	4470862	8656083	19996410	37660443	0.0500 1.50	0.100	0.200	0.500	1.00
PCB-1260 Peak 1	BNB	Ave	7197789 171588682	13158188	26118187	62177909	120255513	0.0500 1.50	0.100	0.200	0.500	1.00
PCB-1260 Peak 2	BNB	Ave	13175936 308906266	23958386	47541518	114989735	214107923	0.0500 1.50	0.100	0.200	0.500	1.00
PCB-1260 Peak 3	BNB	Ave	11796500 295143110	22098438	44430152	107841913	206252604	0.0500 1.50	0.100	0.200	0.500	1.00
PCB-1260 Peak 4	BNB	Ave	18154948 450997606	33073246	66895504	159839796	314071226	0.0500 1.50	0.100	0.200	0.500	1.00
PCB-1260 Peak 5	BNB	Ave	8203120 218658641	15357482	31018604	79012853	145253620	0.0500 1.50	0.100	0.200	0.500	1.00
Tetrachloro-m-xylene	BNB	Ave	8815364 259734581	16308773	31706808	75768113	141648629	0.00250 0.100	0.00500	0.0100	0.0250	0.0500
DCB Decachlorobiphenyl	BNB	Ave	8507105 270655585	16022512	31159752	75608492	143862391	0.00250 0.100	0.00500	0.0100	0.0250	0.0500

Curve Type Legend:
Ave = Average ISTD

FORM VI
PCBS BY INTERNAL STANDARD - INITIAL CALIBRATION DATA
CURVE EVALUATION

Lab Name: TestAmerica Canton Job No.: 240-100018-1 Analy Batch No.: 329392

SDG No.:

Instrument ID: A2HP10 GC Column: CLP-2 (0.53 ID: 0.53(mm) Heated Purge: (Y/N) N

Calibration Start Date: 06/01/2018 01:44 Calibration End Date: 06/01/2018 03:19 Calibration ID: 45440

Calibration Files:

LEVEL:	LAB SAMPLE ID:	LAB FILE ID:
Level 1	STD005 240-329392/28	P10053128.D
Level 2	STD01 240-329392/29	P10053129.D
Level 3	STD02 240-329392/30	P10053130.D
Level 4	STD05 240-329392/31	P10053131.D
Level 5	STD1 240-329392/32	P10053132.D
Level 6	STD15 240-329392/33	P10053133.D

ANALYTE	RRF					CURVE TYPE	COEFFICIENT			#	MIN RRF	%RSD	#	MAX %RSD	R^2 OR COD	#	MIN R^2 OR COD
	LVL 1 LVL 6	LVL 2	LVL 3	LVL 4	LVL 5		B	M1	M2								
PCB-1016 Peak 1	0.0210 0.0145	0.0191	0.0172	0.0164	0.0151	Ave		0.0172				14.4		20.0			
PCB-1016 Peak 2	0.0426 0.0326	0.0383	0.0354	0.0326	0.0311	Ave		0.0354				12.2		20.0			
PCB-1016 Peak 3	0.0832 0.0722	0.0833	0.0774	0.0728	0.0731	Ave		0.0770				6.7		20.0			
PCB-1016 Peak 4	0.0363 0.0297	0.0371	0.0336	0.0308	0.0300	Ave		0.0329				9.8		20.0			
PCB-1016 Peak 5	0.0158 0.0122	0.0159	0.0141	0.0124	0.0120	Ave		0.0137				13.1		20.0			
PCB-1260 Peak 1	0.0552 0.0429	0.0494	0.0459	0.0433	0.0430	Ave		0.0466				10.5		20.0			
PCB-1260 Peak 2	0.0622 0.0500	0.0587	0.0538	0.0510	0.0509	Ave		0.0544				9.1		20.0			
PCB-1260 Peak 3	0.0511 0.0408	0.0466	0.0424	0.0427	0.0405	Ave		0.0440				9.4		20.0			
PCB-1260 Peak 4	0.1247 0.1070	0.1184	0.1070	0.1053	0.1069	Ave		0.1115				7.2		20.0			
PCB-1260 Peak 5	0.0843 0.0738	0.0820	0.0763	0.0729	0.0737	Ave		0.0772				6.3		20.0			
Tetrachloro-m-xylene	1.0476 0.9400	1.0452	0.9901	0.9615	0.9566	Ave		0.9902				4.7		20.0			
DCB Decachlorobiphenyl	1.2089 0.9590	1.1483	1.0292	0.9649	0.9713	Ave		1.0469				10.2		20.0			

Note: The M1 coefficient is the same as Ave RRF for an Ave curve type.

FORM VI
PCBS BY INTERNAL STANDARD - INITIAL CALIBRATION DATA
RESPONSE AND CONCENTRATION

Lab Name: TestAmerica Canton Job No.: 240-100018-1 Analy Batch No.: 329392

SDG No.:

Instrument ID: A2HP10 GC Column: CLP-2 (0.53 ID: 0.53(mm) Heated Purge: (Y/N) N

Calibration Start Date: 06/01/2018 01:44 Calibration End Date: 06/01/2018 03:19 Calibration ID: 45440

Calibration Files:

LEVEL:	LAB SAMPLE ID:	LAB FILE ID:
Level 1	STD005 240-329392/28	P10053128.D
Level 2	STD01 240-329392/29	P10053129.D
Level 3	STD02 240-329392/30	P10053130.D
Level 4	STD05 240-329392/31	P10053131.D
Level 5	STD1 240-329392/32	P10053132.D
Level 6	STD15 240-329392/33	P10053133.D

ANALYTE	IS REF	CURVE TYPE	RESPONSE					CONCENTRATION (NG/UL)				
			LVL 1 LVL 6	LVL 2	LVL 3	LVL 4	LVL 5	LVL 1 LVL 6	LVL 2	LVL 3	LVL 4	LVL 5
PCB-1016 Peak 1	BNB	Ave	1580378 31421033	2855967	5507568	12809208	22645485	0.0500 1.50	0.100	0.200	0.500	1.00
PCB-1016 Peak 2	BNB	Ave	3196128 70846492	5736528	11296242	25521285	46596008	0.0500 1.50	0.100	0.200	0.500	1.00
PCB-1016 Peak 3	BNB	Ave	6248708 156714212	12465916	24721766	56925010	109533481	0.0500 1.50	0.100	0.200	0.500	1.00
PCB-1016 Peak 4	BNB	Ave	2722734 64438970	5555834	10746042	24101117	45027661	0.0500 1.50	0.100	0.200	0.500	1.00
PCB-1016 Peak 5	BNB	Ave	1183820 26394244	2376946	4505929	9719898	17957636	0.0500 1.50	0.100	0.200	0.500	1.00
PCB-1260 Peak 1	BNB	Ave	4146316 93117746	7400541	14663208	33875138	64471625	0.0500 1.50	0.100	0.200	0.500	1.00
PCB-1260 Peak 2	BNB	Ave	4668643 108560873	8786784	17185251	39863999	76276910	0.0500 1.50	0.100	0.200	0.500	1.00
PCB-1260 Peak 3	BNB	Ave	3841317 88563415	6979331	13539376	33415431	60692703	0.0500 1.50	0.100	0.200	0.500	1.00
PCB-1260 Peak 4	BNB	Ave	9363281 232294836	17718102	34192171	82323848	160283241	0.0500 1.50	0.100	0.200	0.500	1.00
PCB-1260 Peak 5	BNB	Ave	6330025 160274668	12271764	24363263	56986430	110463819	0.0500 1.50	0.100	0.200	0.500	1.00
Tetrachloro-m-xylene	BNB	Ave	3933820 136054068	7821997	15817168	37589058	71710531	0.00250 0.100	0.00500	0.0100	0.0250	0.0500
DCB Decachlorobiphenyl	BNB	Ave	4539618 138803424	8593457	16441367	37723801	72808385	0.00250 0.100	0.00500	0.0100	0.0250	0.0500

Curve Type Legend:
Ave = Average ISTD

FORM VI
PCBS BY INTERNAL STANDARD - INITIAL CALIBRATION DATA
CURVE EVALUATION

Lab Name: TestAmerica Canton | Job No.: 240-100018-1 | Analy Batch No.: 323194

SDG No.:

Instrument ID: A2HP12 | GC Column: CLP-1 (0.53 ID: 0.53(mm) | Heated Purge: (Y/N) N

Calibration Start Date: 04/19/2018 19:54 | Calibration End Date: 04/19/2018 21:31 | Calibration ID: 44765

Calibration Files:

LEVEL:	LAB SAMPLE ID:	LAB FILE ID:
Level 1	STD005 240-323194/4	P12041939.D
Level 2	STD01 240-323194/5	P12041940.D
Level 3	STD02 240-323194/6	P12041941.D
Level 4	STD05 240-323194/7	P12041942.D
Level 5	STD1 240-323194/8	P12041943.D
Level 6	STD15 240-323194/9	P12041944.D

ANALYTE	RRF					CURVE TYPE	COEFFICIENT			#	MIN RRF	%RSD	#	MAX %RSD	R^2 OR COD	#	MIN R^2 OR COD
	LVL 1 LVL 6	LVL 2	LVL 3	LVL 4	LVL 5		B	M1	M2								
PCB-1232 Peak 1	0.0229 0.0158	0.0212	0.0190	0.0183	0.0171	Ave		0.0190				13.8		20.0			
PCB-1232 Peak 2	0.0151 0.0115	0.0154	0.0140	0.0134	0.0124	Ave		0.0136				11.2		20.0			
PCB-1232 Peak 3	0.0337 0.0283	0.0335	0.0310	0.0311	0.0298	Ave		0.0312				6.7		20.0			
PCB-1232 Peak 4	0.0143 0.0118	0.0147	0.0135	0.0133	0.0124	Ave		0.0133				8.2		20.0			
PCB-1232 Peak 5	0.0147 0.0107	0.0137	0.0130	0.0125	0.0111	Ave		0.0126				12.1		20.0			
PCB-1262 Peak 1	0.0380 0.0300	0.0351	0.0320	0.0327	0.0307	Ave		0.0331				9.0		20.0			
PCB-1262 Peak 2	0.0562 0.0461	0.0533	0.0487	0.0494	0.0478	Ave		0.0502				7.5		20.0			
PCB-1262 Peak 3	0.0747 0.0655	0.0713	0.0676	0.0701	0.0662	Ave		0.0692				5.0		20.0			
PCB-1262 Peak 4	0.1446 0.1351	0.1445	0.1354	0.1460	0.1404	Ave		0.1410				3.4		20.0			
PCB-1262 Peak 5	0.0645 0.0535	0.0627	0.0564	0.0583	0.0563	Ave		0.0586				7.1		20.0			

Note: The M1 coefficient is the same as Ave RRF for an Ave curve type.

FORM VI
PCBS BY INTERNAL STANDARD - INITIAL CALIBRATION DATA
RESPONSE AND CONCENTRATION

Lab Name: TestAmerica Canton Job No.: 240-100018-1 Analy Batch No.: 323194

SDG No.:

Instrument ID: A2HP12 GC Column: CLP-1 (0.53 ID: 0.53(mm) Heated Purge: (Y/N) N

Calibration Start Date: 04/19/2018 19:54 Calibration End Date: 04/19/2018 21:31 Calibration ID: 44765

Calibration Files:

LEVEL:	LAB SAMPLE ID:	LAB FILE ID:
Level 1	STD005 240-323194/4	P12041939.D
Level 2	STD01 240-323194/5	P12041940.D
Level 3	STD02 240-323194/6	P12041941.D
Level 4	STD05 240-323194/7	P12041942.D
Level 5	STD1 240-323194/8	P12041943.D
Level 6	STD15 240-323194/9	P12041944.D

ANALYTE	IS REF	CURVE TYPE	RESPONSE					CONCENTRATION (NG/UL)				
			LVL 1 LVL 6	LVL 2	LVL 3	LVL 4	LVL 5	LVL 1 LVL 6	LVL 2	LVL 3	LVL 4	LVL 5
PCB-1232 Peak 1	BNB	Ave	2440827 51732930	4541673	8173807	18932206	36188086	0.0500 1.50	0.100	0.200	0.500	1.00
PCB-1232 Peak 2	BNB	Ave	1609727 37595716	3313668	6010510	13891611	26386660	0.0500 1.50	0.100	0.200	0.500	1.00
PCB-1232 Peak 3	BNB	Ave	3589684 92619865	7185131	13335786	32185796	63207051	0.0500 1.50	0.100	0.200	0.500	1.00
PCB-1232 Peak 4	BNB	Ave	1525109 38681903	3146982	5813546	13818081	26283283	0.0500 1.50	0.100	0.200	0.500	1.00
PCB-1232 Peak 5	BNB	Ave	1563179 35003564	2945830	5593062	12937544	23573242	0.0500 1.50	0.100	0.200	0.500	1.00
PCB-1262 Peak 1	BNB	Ave	4044815 98105814	7538931	13789725	33912291	65190888	0.0500 1.50	0.100	0.200	0.500	1.00
PCB-1262 Peak 2	BNB	Ave	5984053 150653655	11436157	20950694	51135809	101383921	0.0500 1.50	0.100	0.200	0.500	1.00
PCB-1262 Peak 3	BNB	Ave	7951721 214217518	15313696	29089998	72580104	140465129	0.0500 1.50	0.100	0.200	0.500	1.00
PCB-1262 Peak 4	BNB	Ave	15395269 442117286	31029112	58322005	151171569	297879219	0.0500 1.50	0.100	0.200	0.500	1.00
PCB-1262 Peak 5	BNB	Ave	6864713 175059458	13459365	24305877	60361755	119443808	0.0500 1.50	0.100	0.200	0.500	1.00

Curve Type Legend:
Ave = Average ISTD

FORM VI
PCBS BY INTERNAL STANDARD - INITIAL CALIBRATION DATA
CURVE EVALUATION

Lab Name: TestAmerica Canton | Job No.: 240-100018-1 | Analy Batch No.: 323194

SDG No.:

Instrument ID: A2HP12 | GC Column: CLP-2 (0.53 ID: 0.53(mm) | Heated Purge: (Y/N) N

Calibration Start Date: 04/19/2018 19:54 | Calibration End Date: 04/19/2018 21:31 | Calibration ID: 44766

Calibration Files:

LEVEL:	LAB SAMPLE ID:	LAB FILE ID:
Level 1	STD005 240-323194/4	P12041939.D
Level 2	STD01 240-323194/5	P12041940.D
Level 3	STD02 240-323194/6	P12041941.D
Level 4	STD05 240-323194/7	P12041942.D
Level 5	STD1 240-323194/8	P12041943.D
Level 6	STD15 240-323194/9	P12041944.D

ANALYTE	RRF					CURVE TYPE	COEFFICIENT			#	MIN RRF	%RSD	#	MAX %RSD	R^2 OR COD	#	MIN R^2 OR COD
	LVL 1 LVL 6	LVL 2	LVL 3	LVL 4	LVL 5		B	M1	M2								
PCB-1232 Peak 1	0.0255 0.0164	0.0231	0.0205	0.0199	0.0178	Ave		0.0205				16.3		20.0			
PCB-1232 Peak 2	0.0201 0.0130	0.0186	0.0167	0.0159	0.0140	Ave		0.0164				16.4		20.0			
PCB-1232 Peak 3	0.0366 0.0275	0.0352	0.0313	0.0310	0.0289	Ave		0.0318				11.2		20.0			
PCB-1232 Peak 4	0.0159 0.0114	0.0153	0.0128	0.0133	0.0114	Ave		0.0134				14.3		20.0			
PCB-1232 Peak 5	0.0070 0.0040	0.0061	0.0053	0.0049	0.0044	Lin1	0.0002	0.0041							0.9940		0.9900
PCB-1262 Peak 1	0.0419 0.0314	0.0390	0.0355	0.0359	0.0331	Ave		0.0361				10.6		20.0			
PCB-1262 Peak 2	0.0604 0.0467	0.0587	0.0517	0.0527	0.0496	Ave		0.0533				9.9		20.0			
PCB-1262 Peak 3	0.0522 0.0410	0.0497	0.0452	0.0459	0.0435	Ave		0.0463				8.9		20.0			
PCB-1262 Peak 4	0.1102 0.0963	0.1069	0.1002	0.1052	0.1013	Ave		0.1033				4.9		20.0			
PCB-1262 Peak 5	0.0809 0.0679	0.0780	0.0723	0.0749	0.0716	Ave		0.0743				6.3		20.0			

Note: The M1 coefficient is the same as Ave RRF for an Ave curve type.

FORM VI
PCBS BY INTERNAL STANDARD - INITIAL CALIBRATION DATA
RESPONSE AND CONCENTRATION

Lab Name: TestAmerica Canton Job No.: 240-100018-1 Analy Batch No.: 323194

SDG No.:

Instrument ID: A2HP12 GC Column: CLP-2 (0.53 ID: 0.53(mm) Heated Purge: (Y/N) N

Calibration Start Date: 04/19/2018 19:54 Calibration End Date: 04/19/2018 21:31 Calibration ID: 44766

Calibration Files:

LEVEL:	LAB SAMPLE ID:	LAB FILE ID:
Level 1	STD005 240-323194/4	P12041939.D
Level 2	STD01 240-323194/5	P12041940.D
Level 3	STD02 240-323194/6	P12041941.D
Level 4	STD05 240-323194/7	P12041942.D
Level 5	STD1 240-323194/8	P12041943.D
Level 6	STD15 240-323194/9	P12041944.D

ANALYTE	IS REF	CURVE TYPE	RESPONSE					CONCENTRATION (NG/UL)				
			LVL 1 LVL 6	LVL 2	LVL 3	LVL 4	LVL 5	LVL 1 LVL 6	LVL 2	LVL 3	LVL 4	LVL 5
PCB-1232 Peak 1	BNB	Ave	2809666 55437631	5154126	9229220	21133411	39180587	0.0500 1.50	0.100	0.200	0.500	1.00
PCB-1232 Peak 2	BNB	Ave	2217010 44206699	4159767	7484754	16922916	30655370	0.0500 1.50	0.100	0.200	0.500	1.00
PCB-1232 Peak 3	BNB	Ave	4041898 93085955	7873513	14061648	32958872	63558617	0.0500 1.50	0.100	0.200	0.500	1.00
PCB-1232 Peak 4	BNB	Ave	1754655 38747314	3426657	5758577	14144792	25025854	0.0500 1.50	0.100	0.200	0.500	1.00
PCB-1232 Peak 5	BNB	Lin1	774617 13416730	1352621	2361747	5182279	9561153	0.0500 1.50	0.100	0.200	0.500	1.00
PCB-1262 Peak 1	BNB	Ave	4619269 106248282	8719430	15977784	38192362	72778961	0.0500 1.50	0.100	0.200	0.500	1.00
PCB-1262 Peak 2	BNB	Ave	6667125 158354151	13103675	23258897	56033045	109000194	0.0500 1.50	0.100	0.200	0.500	1.00
PCB-1262 Peak 3	BNB	Ave	5760555 139048377	11113453	20324571	48722754	95475114	0.0500 1.50	0.100	0.200	0.500	1.00
PCB-1262 Peak 4	BNB	Ave	12162332 326166420	23882062	45043950	111806268	222498362	0.0500 1.50	0.100	0.200	0.500	1.00
PCB-1262 Peak 5	BNB	Ave	8927449 230199881	17434633	32519305	79616818	157350783	0.0500 1.50	0.100	0.200	0.500	1.00

Curve Type Legend:

Ave = Average ISTD
Lin1 = Linear 1/conc ISTD

FORM VI
PCBS BY INTERNAL STANDARD - INITIAL CALIBRATION DATA
CURVE EVALUATION

Lab Name: TestAmerica Canton Job No.: 240-100018-1 Analy Batch No.: 323194

SDG No.:

Instrument ID: A2HP12 GC Column: CLP-1 (0.53 ID: 0.53(mm) Heated Purge: (Y/N) N

Calibration Start Date: 04/19/2018 21:51 Calibration End Date: 04/19/2018 23:28 Calibration ID: 44773

Calibration Files:

LEVEL:	LAB SAMPLE ID:	LAB FILE ID:
Level 1	STD005 240-323194/10	P12041945.D
Level 2	STD01 240-323194/11	P12041946.D
Level 3	STD02 240-323194/12	P12041947.D
Level 4	STD05 240-323194/13	P12041948.D
Level 5	STD1 240-323194/14	P12041949.D
Level 6	STD15 240-323194/15	P12041950.D

ANALYTE	RRF					CURVE TYPE	COEFFICIENT			#	MIN RRF	%RSD	#	MAX %RSD	R^2 OR COD	#	MIN R^2 OR COD
	LVL 1 LVL 6	LVL 2	LVL 3	LVL 4	LVL 5		B	M1	M2								
PCB-1242 Peak 1	0.0184 0.0115	0.0150	0.0137	0.0122	0.0115	Ave		0.0137				19.5		20.0			
PCB-1242 Peak 2	0.0261 0.0208	0.0252	0.0236	0.0222	0.0212	Ave		0.0232				9.4		20.0			
PCB-1242 Peak 3	0.0604 0.0526	0.0566	0.0543	0.0534	0.0526	Ave		0.0550				5.6		20.0			
PCB-1242 Peak 4	0.0264 0.0217	0.0248	0.0237	0.0227	0.0219	Ave		0.0235				7.8		20.0			
PCB-1242 Peak 5	0.0272 0.0219	0.0254	0.0242	0.0229	0.0219	Ave		0.0239				8.8		20.0			
PCB-1268 Peak 1	0.1763 0.1678	0.1705	0.1629	0.1648	0.1655	Ave		0.1680				2.9		20.0			
PCB-1268 Peak 2	0.1641 0.1573	0.1588	0.1556	0.1545	0.1553	Ave		0.1576				2.2		20.0			
PCB-1268 Peak 3	0.1459 0.1372	0.1398	0.1354	0.1357	0.1354	Ave		0.1382				3.0		20.0			
PCB-1268 Peak 4	0.0631 0.0557	0.0590	0.0578	0.0558	0.0563	Ave		0.0580				4.9		20.0			
PCB-1268 Peak 5	0.4348 0.4491	0.4218	0.4195	0.4325	0.4393	Ave		0.4328				2.5		20.0			

Note: The M1 coefficient is the same as Ave RRF for an Ave curve type.

FORM VI
PCBS BY INTERNAL STANDARD - INITIAL CALIBRATION DATA
RESPONSE AND CONCENTRATION

Lab Name: TestAmerica Canton Job No.: 240-100018-1 Analy Batch No.: 323194

SDG No.:

Instrument ID: A2HP12 GC Column: CLP-1 (0.53 ID: 0.53(mm) Heated Purge: (Y/N) N

Calibration Start Date: 04/19/2018 21:51 Calibration End Date: 04/19/2018 23:28 Calibration ID: 44773

Calibration Files:

LEVEL:	LAB SAMPLE ID:	LAB FILE ID:
Level 1	STD005 240-323194/10	P12041945.D
Level 2	STD01 240-323194/11	P12041946.D
Level 3	STD02 240-323194/12	P12041947.D
Level 4	STD05 240-323194/13	P12041948.D
Level 5	STD1 240-323194/14	P12041949.D
Level 6	STD15 240-323194/15	P12041950.D

ANALYTE	IS REF	CURVE TYPE	RESPONSE					CONCENTRATION (NG/UL)				
			LVL 1 LVL 6	LVL 2	LVL 3	LVL 4	LVL 5	LVL 1 LVL 6	LVL 2	LVL 3	LVL 4	LVL 5
PCB-1242 Peak 1	BNB	Ave	1930308 34605654	3124609	5701050	12741745	23826061	0.0500 1.50	0.100	0.200	0.500	1.00
PCB-1242 Peak 2	BNB	Ave	2743734 62546435	5239649	9864574	23172652	44061682	0.0500 1.50	0.100	0.200	0.500	1.00
PCB-1242 Peak 3	BNB	Ave	6355013 158345376	11749812	22672917	55663794	109397300	0.0500 1.50	0.100	0.200	0.500	1.00
PCB-1242 Peak 4	BNB	Ave	2779154 65265274	5145194	9872083	23635017	45508378	0.0500 1.50	0.100	0.200	0.500	1.00
PCB-1242 Peak 5	BNB	Ave	2862388 65996128	5273215	10117895	23891073	45599254	0.0500 1.50	0.100	0.200	0.500	1.00
PCB-1268 Peak 1	BNB	Ave	18541104 505379194	35409670	67998124	171806152	344217526	0.0500 1.50	0.100	0.200	0.500	1.00
PCB-1268 Peak 2	BNB	Ave	17255173 473940492	32978836	64961333	160973739	323059313	0.0500 1.50	0.100	0.200	0.500	1.00
PCB-1268 Peak 3	BNB	Ave	15341267 413110791	29024304	56499818	141406224	281699132	0.0500 1.50	0.100	0.200	0.500	1.00
PCB-1268 Peak 4	BNB	Ave	6638817 167756505	12263378	24136594	58166579	117182773	0.0500 1.50	0.100	0.200	0.500	1.00
PCB-1268 Peak 5	BNB	Ave	45716371 1352621157	87597837	175089131	450792943	913826243	0.0500 1.50	0.100	0.200	0.500	1.00

Curve Type Legend:
Ave = Average ISTD

FORM VI
PCBS BY INTERNAL STANDARD - INITIAL CALIBRATION DATA
CURVE EVALUATION

Lab Name: TestAmerica Canton | Job No.: 240-100018-1 | Analy Batch No.: 323194

SDG No.:

Instrument ID: A2HP12 | GC Column: CLP-2 (0.53 ID: 0.53(mm) | Heated Purge: (Y/N) N

Calibration Start Date: 04/19/2018 21:51 | Calibration End Date: 04/19/2018 23:28 | Calibration ID: 44774

Calibration Files:

LEVEL:	LAB SAMPLE ID:	LAB FILE ID:
Level 1	STD005 240-323194/10	P12041945.D
Level 2	STD01 240-323194/11	P12041946.D
Level 3	STD02 240-323194/12	P12041947.D
Level 4	STD05 240-323194/13	P12041948.D
Level 5	STD1 240-323194/14	P12041949.D
Level 6	STD15 240-323194/15	P12041950.D

ANALYTE	RRF					CURVE TYPE	COEFFICIENT			#	MIN RRF	%RSD	#	MAX %RSD	R^2 OR COD	#	MIN R^2 OR COD
	LVL 1 LVL 6	LVL 2	LVL 3	LVL 4	LVL 5		B	M1	M2								
PCB-1242 Peak 1	0.0183 0.0117	0.0159	0.0147	0.0131	0.0121	Ave		0.0143				17.6		20.0			
PCB-1242 Peak 2	0.0319 0.0220	0.0290	0.0266	0.0242	0.0226	Ave		0.0260				14.8		20.0			
PCB-1242 Peak 3	0.0634 0.0502	0.0578	0.0544	0.0525	0.0509	Ave		0.0549				9.1		20.0			
PCB-1242 Peak 4	0.0282 0.0198	0.0246	0.0235	0.0221	0.0202	Ave		0.0231				13.6		20.0			
PCB-1242 Peak 5	0.0121 0.0081	0.0111	0.0100	0.0089	0.0083	Ave		0.0097				16.6		20.0			
PCB-1268 Peak 1	0.1362 0.1195	0.1241	0.1201	0.1212	0.1176	Ave		0.1231				5.5		20.0			
PCB-1268 Peak 2	0.1315 0.1141	0.1204	0.1165	0.1168	0.1134	Ave		0.1188				5.6		20.0			
PCB-1268 Peak 3	0.1116 0.0989	0.1034	0.1000	0.1004	0.0979	Ave		0.1020				4.9		20.0			
PCB-1268 Peak 4	0.0482 0.0409	0.0453	0.0427	0.0418	0.0406	Ave		0.0433				6.8		20.0			
PCB-1268 Peak 5	0.3228 0.3167	0.3100	0.3059	0.3086	0.3106	Ave		0.3124				2.0		20.0			

Note: The M1 coefficient is the same as Ave RRF for an Ave curve type.

FORM VI
PCBS BY INTERNAL STANDARD - INITIAL CALIBRATION DATA
RESPONSE AND CONCENTRATION

Lab Name: TestAmerica Canton Job No.: 240-100018-1 Analy Batch No.: 323194

SDG No.:

Instrument ID: A2HP12 GC Column: CLP-2 (0.53 ID: 0.53(mm) Heated Purge: (Y/N) N

Calibration Start Date: 04/19/2018 21:51 Calibration End Date: 04/19/2018 23:28 Calibration ID: 44774

Calibration Files:

LEVEL:	LAB SAMPLE ID:	LAB FILE ID:
Level 1	STD005 240-323194/10	P12041945.D
Level 2	STD01 240-323194/11	P12041946.D
Level 3	STD02 240-323194/12	P12041947.D
Level 4	STD05 240-323194/13	P12041948.D
Level 5	STD1 240-323194/14	P12041949.D
Level 6	STD15 240-323194/15	P12041950.D

ANALYTE	IS REF	CURVE TYPE	RESPONSE					CONCENTRATION (NG/UL)				
			LVL 1 LVL 6	LVL 2	LVL 3	LVL 4	LVL 5	LVL 1 LVL 6	LVL 2	LVL 3	LVL 4	LVL 5
PCB-1242 Peak 1	BNB	Ave	1994469 36779647	3436692	6378155	14188092	26205448	0.0500 1.50	0.100	0.200	0.500	1.00
PCB-1242 Peak 2	BNB	Ave	3474367 68988411	6264395	11511833	26252636	49128958	0.0500 1.50	0.100	0.200	0.500	1.00
PCB-1242 Peak 3	BNB	Ave	6912620 157377988	12497600	23560959	56980703	110540348	0.0500 1.50	0.100	0.200	0.500	1.00
PCB-1242 Peak 4	BNB	Ave	3076804 61995374	5321104	10184991	24039083	43771244	0.0500 1.50	0.100	0.200	0.500	1.00
PCB-1242 Peak 5	BNB	Ave	1319434 25321616	2396885	4327736	9708430	17923697	0.0500 1.50	0.100	0.200	0.500	1.00
PCB-1268 Peak 1	BNB	Ave	14853897 374748633	26820329	52020082	131630223	255319303	0.0500 1.50	0.100	0.200	0.500	1.00
PCB-1268 Peak 2	BNB	Ave	14335071 357678816	26038938	50456263	126898321	246223368	0.0500 1.50	0.100	0.200	0.500	1.00
PCB-1268 Peak 3	BNB	Ave	12165076 310094826	22352927	43318419	109101619	212467091	0.0500 1.50	0.100	0.200	0.500	1.00
PCB-1268 Peak 4	BNB	Ave	5254425 128107549	9785296	18512547	45460128	88187319	0.0500 1.50	0.100	0.200	0.500	1.00
PCB-1268 Peak 5	BNB	Ave	35198583 993029155	67014602	132509991	335275603	674300555	0.0500 1.50	0.100	0.200	0.500	1.00

Curve Type Legend:
Ave = Average ISTD

FORM VI
PCBS BY INTERNAL STANDARD - INITIAL CALIBRATION DATA
CURVE EVALUATION

Lab Name: TestAmerica Canton Job No.: 240-100018-1 Analy Batch No.: 323194

SDG No.:

Instrument ID: A2HP12 GC Column: CLP-1 (0.53 ID: 0.53(mm) Heated Purge: (Y/N) N

Calibration Start Date: 04/19/2018 23:48 Calibration End Date: 04/20/2018 01:25 Calibration ID: 44781

Calibration Files:

LEVEL:	LAB SAMPLE ID:	LAB FILE ID:
Level 1	STD005 240-323194/16	P12041951.D
Level 2	STD01 240-323194/17	P12041952.D
Level 3	STD02 240-323194/18	P12041953.D
Level 4	STD05 240-323194/19	P12041954.D
Level 5	STD1 240-323194/20	P12041955.D
Level 6	STD15 240-323194/21	P12041956.D

ANALYTE	RRF					CURVE TYPE	COEFFICIENT			#	MIN RRF	%RSD	#	MAX %RSD	R^2 OR COD	#	MIN R^2 OR COD
	LVL 1 LVL 6	LVL 2	LVL 3	LVL 4	LVL 5		B	M1	M2								
PCB-1248 Peak 1	0.0134 0.0111	0.0134	0.0124	0.0117	0.0111	Ave		0.0122				8.6		20.0			
PCB-1248 Peak 2	0.0403 0.0337	0.0388	0.0361	0.0340	0.0333	Ave		0.0360				8.2		20.0			
PCB-1248 Peak 3	0.0372 0.0343	0.0341	0.0324	0.0316	0.0324	Ave		0.0337				6.0		20.0			
PCB-1248 Peak 4	0.0304 0.0268	0.0296	0.0275	0.0262	0.0262	Ave		0.0278				6.6		20.0			
PCB-1248 Peak 5	0.0200 0.0176	0.0196	0.0183	0.0173	0.0171	Ave		0.0183				6.9		20.0			

Note: The M1 coefficient is the same as Ave RRF for an Ave curve type.

FORM VI
PCBS BY INTERNAL STANDARD - INITIAL CALIBRATION DATA
RESPONSE AND CONCENTRATION

Lab Name: TestAmerica Canton | Job No.: 240-100018-1 | Analy Batch No.: 323194

SDG No.:

Instrument ID: A2HP12 | GC Column: CLP-1 (0.53 ID: 0.53(mm) | Heated Purge: (Y/N) N

Calibration Start Date: 04/19/2018 23:48 | Calibration End Date: 04/20/2018 01:25 | Calibration ID: 44781

Calibration Files:

LEVEL:	LAB SAMPLE ID:	LAB FILE ID:
Level 1	STD005 240-323194/16	P12041951.D
Level 2	STD01 240-323194/17	P12041952.D
Level 3	STD02 240-323194/18	P12041953.D
Level 4	STD05 240-323194/19	P12041954.D
Level 5	STD1 240-323194/20	P12041955.D
Level 6	STD15 240-323194/21	P12041956.D

ANALYTE	IS REF	CURVE TYPE	RESPONSE					CONCENTRATION (NG/UL)				
			LVL 1 LVL 6	LVL 2	LVL 3	LVL 4	LVL 5	LVL 1 LVL 6	LVL 2	LVL 3	LVL 4	LVL 5
PCB-1248 Peak 1	BNB	Ave	1323990 33159915	2659623	4944908	11936949	22288074	0.0500 1.50	0.100	0.200	0.500	1.00
PCB-1248 Peak 2	BNB	Ave	3991877 100648446	7724925	14421391	34641525	66990159	0.0500 1.50	0.100	0.200	0.500	1.00
PCB-1248 Peak 3	BNB	Ave	3685343 102704527	6777989	12946738	32232363	65221815	0.0500 1.50	0.100	0.200	0.500	1.00
PCB-1248 Peak 4	BNB	Ave	3013257 80154405	5885232	10984727	26648379	52574880	0.0500 1.50	0.100	0.200	0.500	1.00
PCB-1248 Peak 5	BNB	Ave	1984846 52519215	3907405	7300721	17574148	34417519	0.0500 1.50	0.100	0.200	0.500	1.00

Curve Type Legend:
Ave = Average ISTD

FORM VI
PCBS BY INTERNAL STANDARD - INITIAL CALIBRATION DATA
CURVE EVALUATION

Lab Name: TestAmerica Canton Job No.: 240-100018-1 Analy Batch No.: 323194

SDG No.:

Instrument ID: A2HP12 GC Column: CLP-2 (0.53 ID: 0.53(mm) Heated Purge: (Y/N) N

Calibration Start Date: 04/19/2018 23:48 Calibration End Date: 04/20/2018 01:25 Calibration ID: 44782

Calibration Files:

LEVEL:	LAB SAMPLE ID:	LAB FILE ID:
Level 1	STD005 240-323194/16	P12041951.D
Level 2	STD01 240-323194/17	P12041952.D
Level 3	STD02 240-323194/18	P12041953.D
Level 4	STD05 240-323194/19	P12041954.D
Level 5	STD1 240-323194/20	P12041955.D
Level 6	STD15 240-323194/21	P12041956.D

ANALYTE	RRF					CURVE TYPE	COEFFICIENT			#	MIN RRF	%RSD	#	MAX %RSD	R^2 OR COD	#	MIN R^2 OR COD
	LVL 1 LVL 6	LVL 2	LVL 3	LVL 4	LVL 5		B	M1	M2								
PCB-1248 Peak 1	0.0409 0.0333	0.0387	0.0363	0.0337	0.0327	Ave		0.0359				9.2		20.0			
PCB-1248 Peak 2	0.0235 0.0176	0.0220	0.0201	0.0181	0.0173	Ave		0.0198				12.8		20.0			
PCB-1248 Peak 3	0.0334 0.0268	0.0325	0.0291	0.0272	0.0264	Ave		0.0293				10.4		20.0			
PCB-1248 Peak 4	0.0377 0.0310	0.0360	0.0330	0.0309	0.0305	Ave		0.0332				9.1		20.0			
PCB-1248 Peak 5	0.0213 0.0160	0.0208	0.0182	0.0164	0.0161	Ave		0.0181				13.3		20.0			

Note: The M1 coefficient is the same as Ave RRF for an Ave curve type.

FORM VI
PCBS BY INTERNAL STANDARD - INITIAL CALIBRATION DATA
RESPONSE AND CONCENTRATION

Lab Name: TestAmerica Canton | Job No.: 240-100018-1 | Analy Batch No.: 323194

SDG No.:

Instrument ID: A2HP12 | GC Column: CLP-2 (0.53 ID: 0.53(mm) | Heated Purge: (Y/N) N

Calibration Start Date: 04/19/2018 23:48 | Calibration End Date: 04/20/2018 01:25 | Calibration ID: 44782

Calibration Files:

LEVEL:	LAB SAMPLE ID:	LAB FILE ID:
Level 1	STD005 240-323194/16	P12041951.D
Level 2	STD01 240-323194/17	P12041952.D
Level 3	STD02 240-323194/18	P12041953.D
Level 4	STD05 240-323194/19	P12041954.D
Level 5	STD1 240-323194/20	P12041955.D
Level 6	STD15 240-323194/21	P12041956.D

ANALYTE	IS REF	CURVE TYPE	RESPONSE					CONCENTRATION (NG/UL)				
			LVL 1 LVL 6	LVL 2	LVL 3	LVL 4	LVL 5	LVL 1 LVL 6	LVL 2	LVL 3	LVL 4	LVL 5
PCB-1248 Peak 1	BNB	Ave	4213911 103329178	7997218	14947712	35905461	68447530	0.0500 1.50	0.100	0.200	0.500	1.00
PCB-1248 Peak 2	BNB	Ave	2421358 54665990	4534286	8285512	19332047	36246322	0.0500 1.50	0.100	0.200	0.500	1.00
PCB-1248 Peak 3	BNB	Ave	3441793 83243081	6718151	12006537	28962577	55350892	0.0500 1.50	0.100	0.200	0.500	1.00
PCB-1248 Peak 4	BNB	Ave	3883471 96204112	7436787	13596776	32905682	63874171	0.0500 1.50	0.100	0.200	0.500	1.00
PCB-1248 Peak 5	BNB	Ave	2193318 49644116	4293818	7482146	17497092	33632339	0.0500 1.50	0.100	0.200	0.500	1.00

Curve Type Legend:
Ave = Average ISTD

FORM VI
PCBS BY INTERNAL STANDARD - INITIAL CALIBRATION DATA
CURVE EVALUATION

Lab Name: TestAmerica Canton Job No.: 240-100018-1 Analy Batch No.: 323194

SDG No.:

Instrument ID: A2HP12 GC Column: CLP-1 (0.53 ID: 0.53(mm) Heated Purge: (Y/N) N

Calibration Start Date: 04/20/2018 01:44 Calibration End Date: 04/20/2018 03:22 Calibration ID: 44789

Calibration Files:

LEVEL:	LAB SAMPLE ID:	LAB FILE ID:
Level 1	STD005 240-323194/22	P12041957.D
Level 2	STD01 240-323194/23	P12041958.D
Level 3	STD02 240-323194/24	P12041959.D
Level 4	STD05 240-323194/25	P12041960.D
Level 5	STD1 240-323194/26	P12041961.D
Level 6	STD15 240-323194/27	P12041962.D

ANALYTE	RRF					CURVE TYPE	COEFFICIENT			#	MIN RRF	%RSD	#	MAX %RSD	R^2 OR COD	#	MIN R^2 OR COD
	LVL 1 LVL 6	LVL 2	LVL 3	LVL 4	LVL 5		B	M1	M2								
PCB-1221 Peak 1	0.0117 0.0075	0.0100	0.0091	0.0085	0.0078	Ave		0.0091				17.0		20.0			
PCB-1221 Peak 2	0.0069 0.0049	0.0062	0.0058	0.0056	0.0051	Ave		0.0057				13.2		20.0			
PCB-1221 Peak 3	0.0266 0.0183	0.0227	0.0207	0.0199	0.0185	Ave		0.0211				14.9		20.0			
PCB-1254 Peak 1	0.0447 0.0353	0.0407	0.0371	0.0370	0.0356	Ave		0.0384				9.5		20.0			
PCB-1254 Peak 2	0.0628 0.0543	0.0581	0.0544	0.0563	0.0545	Ave		0.0567				5.9		20.0			
PCB-1254 Peak 3	0.0487 0.0424	0.0462	0.0430	0.0441	0.0424	Ave		0.0445				5.6		20.0			
PCB-1254 Peak 4	0.0455 0.0363	0.0411	0.0379	0.0383	0.0366	Ave		0.0393				8.9		20.0			
PCB-1254 Peak 5	0.0676 0.0575	0.0617	0.0577	0.0596	0.0575	Ave		0.0603				6.6		20.0			

Note: The M1 coefficient is the same as Ave RRF for an Ave curve type.

FORM VI
PCBS BY INTERNAL STANDARD - INITIAL CALIBRATION DATA
RESPONSE AND CONCENTRATION

Lab Name: TestAmerica Canton | Job No.: 240-100018-1 | Analy Batch No.: 323194

SDG No.:

Instrument ID: A2HP12 | GC Column: CLP-1 (0.53 ID: 0.53(mm) | Heated Purge: (Y/N) N

Calibration Start Date: 04/20/2018 01:44 | Calibration End Date: 04/20/2018 03:22 | Calibration ID: 44789

Calibration Files:

LEVEL:	LAB SAMPLE ID:	LAB FILE ID:
Level 1	STD005 240-323194/22	P12041957.D
Level 2	STD01 240-323194/23	P12041958.D
Level 3	STD02 240-323194/24	P12041959.D
Level 4	STD05 240-323194/25	P12041960.D
Level 5	STD1 240-323194/26	P12041961.D
Level 6	STD15 240-323194/27	P12041962.D

ANALYTE	IS REF	CURVE TYPE	RESPONSE					CONCENTRATION (NG/UL)				
			LVL 1 LVL 6	LVL 2	LVL 3	LVL 4	LVL 5	LVL 1 LVL 6	LVL 2	LVL 3	LVL 4	LVL 5
PCB-1221 Peak 1	BNB	Ave	1239868 24506555	2155836	3959077	8879665	16725963	0.0500 1.50	0.100	0.200	0.500	1.00
PCB-1221 Peak 2	BNB	Ave	733780 15831284	1340100	2530372	5841217	10859363	0.0500 1.50	0.100	0.200	0.500	1.00
PCB-1221 Peak 3	BNB	Ave	2831939 59601463	4887477	9019132	20887287	39706175	0.0500 1.50	0.100	0.200	0.500	1.00
PCB-1254 Peak 1	BNB	Ave	4755612 114952561	8755228	16191107	38793683	76498620	0.0500 1.50	0.100	0.200	0.500	1.00
PCB-1254 Peak 2	BNB	Ave	6678259 176698847	12492378	23728511	59085997	116975215	0.0500 1.50	0.100	0.200	0.500	1.00
PCB-1254 Peak 3	BNB	Ave	5176487 137966509	9945435	18762771	46286100	91094308	0.0500 1.50	0.100	0.200	0.500	1.00
PCB-1254 Peak 4	BNB	Ave	4839817 118183936	8839465	16525754	40150919	78596145	0.0500 1.50	0.100	0.200	0.500	1.00
PCB-1254 Peak 5	BNB	Ave	7188479 187242311	13270924	25141672	62541977	123535022	0.0500 1.50	0.100	0.200	0.500	1.00

Curve Type Legend:
Ave = Average ISTD

FORM VI
PCBS BY INTERNAL STANDARD - INITIAL CALIBRATION DATA
CURVE EVALUATION

Lab Name: TestAmerica Canton Job No.: 240-100018-1 Analy Batch No.: 323194

SDG No.:

Instrument ID: A2HP12 GC Column: CLP-2 (0.53 ID: 0.53(mm) Heated Purge: (Y/N) N

Calibration Start Date: 04/20/2018 01:44 Calibration End Date: 04/20/2018 03:22 Calibration ID: 44790

Calibration Files:

LEVEL:	LAB SAMPLE ID:	LAB FILE ID:
Level 1	STD005 240-323194/22	P12041957.D
Level 2	STD01 240-323194/23	P12041958.D
Level 3	STD02 240-323194/24	P12041959.D
Level 4	STD05 240-323194/25	P12041960.D
Level 5	STD1 240-323194/26	P12041961.D
Level 6	STD15 240-323194/27	P12041962.D

ANALYTE	RRF					CURVE TYPE	COEFFICIENT			#	MIN RRF	%RSD	#	MAX %RSD	R^2 OR COD	#	MIN R^2 OR COD
	LVL 1 LVL 6	LVL 2	LVL 3	LVL 4	LVL 5		B	M1	M2								
PCB-1221 Peak 1	0.0119 0.0078	0.0108	0.0097	0.0090	0.0081	Ave		0.0095				16.6		20.0			
PCB-1221 Peak 2	0.0082 0.0050	0.0074	0.0065	0.0060	0.0054	Ave		0.0064				18.8		20.0			
PCB-1221 Peak 3	0.0292 0.0184	0.0254	0.0226	0.0212	0.0194	Ave		0.0227				17.7		20.0			
PCB-1254 Peak 1	0.0361 0.0257	0.0321	0.0291	0.0279	0.0261	Ave		0.0295				13.6		20.0			
PCB-1254 Peak 2	0.0420 0.0300	0.0375	0.0338	0.0326	0.0305	Ave		0.0344				13.3		20.0			
PCB-1254 Peak 3	0.0560 0.0440	0.0512	0.0470	0.0468	0.0444	Ave		0.0482				9.5		20.0			
PCB-1254 Peak 4	0.0424 0.0326	0.0387	0.0352	0.0349	0.0330	Ave		0.0361				10.5		20.0			
PCB-1254 Peak 5	0.0580 0.0440	0.0522	0.0474	0.0468	0.0444	Ave		0.0488				11.1		20.0			

Note: The M1 coefficient is the same as Ave RRF for an Ave curve type.

FORM VI
PCBS BY INTERNAL STANDARD - INITIAL CALIBRATION DATA
RESPONSE AND CONCENTRATION

Lab Name: TestAmerica Canton Job No.: 240-100018-1 Analy Batch No.: 323194

SDG No.:

Instrument ID: A2HP12 GC Column: CLP-2 (0.53 ID: 0.53(mm) Heated Purge: (Y/N) N

Calibration Start Date: 04/20/2018 01:44 Calibration End Date: 04/20/2018 03:22 Calibration ID: 44790

Calibration Files:

LEVEL:	LAB SAMPLE ID:	LAB FILE ID:
Level 1	STD005 240-323194/22	P12041957.D
Level 2	STD01 240-323194/23	P12041958.D
Level 3	STD02 240-323194/24	P12041959.D
Level 4	STD05 240-323194/25	P12041960.D
Level 5	STD1 240-323194/26	P12041961.D
Level 6	STD15 240-323194/27	P12041962.D

ANALYTE	IS REF	CURVE TYPE	RESPONSE					CONCENTRATION (NG/UL)				
			LVL 1 LVL 6	LVL 2	LVL 3	LVL 4	LVL 5	LVL 1 LVL 6	LVL 2	LVL 3	LVL 4	LVL 5
PCB-1221 Peak 1	BNB	Ave	1316855 26336750	2397366	4379416	9822394	18141844	0.0500 1.50	0.100	0.200	0.500	1.00
PCB-1221 Peak 2	BNB	Ave	911503 17148592	1638667	2950711	6566385	12018500	0.0500 1.50	0.100	0.200	0.500	1.00
PCB-1221 Peak 3	BNB	Ave	3239386 62668084	5630835	10205661	23135510	43231231	0.0500 1.50	0.100	0.200	0.500	1.00
PCB-1254 Peak 1	BNB	Ave	4012980 87245109	7123459	13143749	30460593	58231642	0.0500 1.50	0.100	0.200	0.500	1.00
PCB-1254 Peak 2	BNB	Ave	4667760 102095122	8315431	15277433	35575438	68205005	0.0500 1.50	0.100	0.200	0.500	1.00
PCB-1254 Peak 3	BNB	Ave	6221721 149392005	11341779	21229045	51050300	99174647	0.0500 1.50	0.100	0.200	0.500	1.00
PCB-1254 Peak 4	BNB	Ave	4715458 110639599	8584106	15916458	38064630	73650172	0.0500 1.50	0.100	0.200	0.500	1.00
PCB-1254 Peak 5	BNB	Ave	6444412 149374371	11563628	21413186	51086107	99087822	0.0500 1.50	0.100	0.200	0.500	1.00

Curve Type Legend:
Ave = Average ISTD

FORM VI
PCBS BY INTERNAL STANDARD - INITIAL CALIBRATION DATA
CURVE EVALUATION

Lab Name: TestAmerica Canton Job No.: 240-100018-1 Analy Batch No.: 323194

SDG No.:

Instrument ID: A2HP12 GC Column: CLP-1 (0.53 ID: 0.53(mm) Heated Purge: (Y/N) N

Calibration Start Date: 04/20/2018 03:41 Calibration End Date: 04/20/2018 05:19 Calibration ID: 44797

Calibration Files:

LEVEL:	LAB SAMPLE ID:	LAB FILE ID:
Level 1	STD005 240-323194/28	P12041963.D
Level 2	STD01 240-323194/29	P12041964.D
Level 3	STD02 240-323194/30	P12041965.D
Level 4	STD05 240-323194/31	P12041966.D
Level 5	STD1 240-323194/32	P12041967.D
Level 6	STD15 240-323194/33	P12041968.D

ANALYTE	RRF					CURVE TYPE	COEFFICIENT			#	MIN RRF	%RSD	#	MAX %RSD	R^2 OR COD	#	MIN R^2 OR COD
	LVL 1 LVL 6	LVL 2	LVL 3	LVL 4	LVL 5		B	M1	M2								
PCB-1016 Peak 1	0.0197 0.0142	0.0176	0.0166	0.0149	0.0142	Ave		0.0162				13.6		20.0			
PCB-1016 Peak 2	0.0338 0.0259	0.0311	0.0295	0.0272	0.0264	Ave		0.0290				10.6		20.0			
PCB-1016 Peak 3	0.0755 0.0662	0.0706	0.0683	0.0664	0.0664	Ave		0.0689				5.3		20.0			
PCB-1016 Peak 4	0.0331 0.0271	0.0309	0.0296	0.0279	0.0272	Ave		0.0293				8.2		20.0			
PCB-1016 Peak 5	0.0340 0.0260	0.0308	0.0293	0.0271	0.0262	Ave		0.0289				10.8		20.0			
PCB-1260 Peak 1	0.0459 0.0379	0.0424	0.0404	0.0383	0.0378	Ave		0.0405				8.0		20.0			
PCB-1260 Peak 2	0.0762 0.0645	0.0695	0.0670	0.0651	0.0648	Ave		0.0678				6.6		20.0			
PCB-1260 Peak 3	0.0838 0.0720	0.0762	0.0738	0.0721	0.0719	Ave		0.0750				6.2		20.0			
PCB-1260 Peak 4	0.1233 0.1185	0.1166	0.1154	0.1159	0.1174	Ave		0.1179				2.5		20.0			
PCB-1260 Peak 5	0.0638 0.0555	0.0587	0.0564	0.0552	0.0549	Ave		0.0574				5.9		20.0			
Tetrachloro-m-xylene	0.9981 0.8921	0.9607	0.9351	0.9032	0.9058	Ave		0.9325				4.4		20.0			
DCB Decachlorobiphenyl	1.3427 1.0133	1.1932	1.1074	1.0363	1.0215	Ave		1.1191				11.5		20.0			

Note: The M1 coefficient is the same as Ave RRF for an Ave curve type.

FORM VI
PCBS BY INTERNAL STANDARD - INITIAL CALIBRATION DATA
RESPONSE AND CONCENTRATION

Lab Name: TestAmerica Canton Job No.: 240-100018-1 Analy Batch No.: 323194

SDG No.:

Instrument ID: A2HP12 GC Column: CLP-1 (0.53 ID: 0.53(mm) Heated Purge: (Y/N) N

Calibration Start Date: 04/20/2018 03:41 Calibration End Date: 04/20/2018 05:19 Calibration ID: 44797

Calibration Files:

LEVEL:	LAB SAMPLE ID:	LAB FILE ID:
Level 1	STD005 240-323194/28	P12041963.D
Level 2	STD01 240-323194/29	P12041964.D
Level 3	STD02 240-323194/30	P12041965.D
Level 4	STD05 240-323194/31	P12041966.D
Level 5	STD1 240-323194/32	P12041967.D
Level 6	STD15 240-323194/33	P12041968.D

ANALYTE	IS REF	CURVE TYPE	RESPONSE					CONCENTRATION (NG/UL)				
			LVL 1 LVL 6	LVL 2	LVL 3	LVL 4	LVL 5	LVL 1 LVL 6	LVL 2	LVL 3	LVL 4	LVL 5
PCB-1016 Peak 1	BNB	Ave	1985044 42254343	3629778	6635883	15221725	28629289	0.0500 1.50	0.100	0.200	0.500	1.00
PCB-1016 Peak 2	BNB	Ave	3410840 77392802	6437365	11804210	27878396	53491069	0.0500 1.50	0.100	0.200	0.500	1.00
PCB-1016 Peak 3	BNB	Ave	7615317 197609540	14600780	27307527	68018391	134280414	0.0500 1.50	0.100	0.200	0.500	1.00
PCB-1016 Peak 4	BNB	Ave	3338512 80745328	6382092	11830303	28574547	54980439	0.0500 1.50	0.100	0.200	0.500	1.00
PCB-1016 Peak 5	BNB	Ave	3430413 77522710	6359868	11713290	27754443	52918854	0.0500 1.50	0.100	0.200	0.500	1.00
PCB-1260 Peak 1	BNB	Ave	4628149 113112833	8777778	16165650	39237651	76450299	0.0500 1.50	0.100	0.200	0.500	1.00
PCB-1260 Peak 2	BNB	Ave	7683361 192571478	14366618	26795228	66612833	131061771	0.0500 1.50	0.100	0.200	0.500	1.00
PCB-1260 Peak 3	BNB	Ave	8450609 214762171	15760051	29541974	73781742	145424615	0.0500 1.50	0.100	0.200	0.500	1.00
PCB-1260 Peak 4	BNB	Ave	12436487 353615501	24112567	46176111	118601459	237499699	0.0500 1.50	0.100	0.200	0.500	1.00
PCB-1260 Peak 5	BNB	Ave	6434480 165693770	12143008	22574478	56495236	111131056	0.0500 1.50	0.100	0.200	0.500	1.00
Tetrachloro-m-xylene	BNB	Ave	5031787 177504318	9932510	18706652	46226565	91615068	0.00250 0.100	0.00500	0.0100	0.0250	0.0500
DCB Decachlorobiphenyl	BNB	Ave	6769283 201617101	12336331	22151985	53043611	103324528	0.00250 0.100	0.00500	0.0100	0.0250	0.0500

Curve Type Legend:
Ave = Average ISTD

FORM VI
PCBS BY INTERNAL STANDARD - INITIAL CALIBRATION DATA
CURVE EVALUATION

Lab Name: TestAmerica Canton Job No.: 240-100018-1 Analy Batch No.: 323194

SDG No.:

Instrument ID: A2HP12 GC Column: CLP-2 (0.53 ID: 0.53(mm) Heated Purge: (Y/N) N

Calibration Start Date: 04/20/2018 03:41 Calibration End Date: 04/20/2018 05:19 Calibration ID: 44798

Calibration Files:

LEVEL:	LAB SAMPLE ID:	LAB FILE ID:
Level 1	STD005 240-323194/28	P12041963.D
Level 2	STD01 240-323194/29	P12041964.D
Level 3	STD02 240-323194/30	P12041965.D
Level 4	STD05 240-323194/31	P12041966.D
Level 5	STD1 240-323194/32	P12041967.D
Level 6	STD15 240-323194/33	P12041968.D

ANALYTE	RRF					CURVE TYPE	COEFFICIENT			#	MIN RRF	%RSD	#	MAX %RSD	R^2 OR COD	#	MIN R^2 OR COD
	LVL 1 LVL 6	LVL 2	LVL 3	LVL 4	LVL 5		B	M1	M2								
PCB-1016 Peak 1	0.0215 0.0138	0.0185	0.0169	0.0152	0.0146	Ave		0.0167				17.1		20.0			
PCB-1016 Peak 2	0.0393 0.0273	0.0340	0.0324	0.0295	0.0283	Ave		0.0318				14.0		20.0			
PCB-1016 Peak 3	0.0793 0.0627	0.0716	0.0676	0.0649	0.0641	Ave		0.0684				9.1		20.0			
PCB-1016 Peak 4	0.0345 0.0242	0.0312	0.0287	0.0270	0.0261	Ave		0.0286				13.0		20.0			
PCB-1016 Peak 5	0.0155 0.0100	0.0134	0.0123	0.0110	0.0102	Ave		0.0121				17.6		20.0			
PCB-1260 Peak 1	0.0468 0.0327	0.0391	0.0361	0.0339	0.0331	Ave		0.0370				14.6		20.0			
PCB-1260 Peak 2	0.0530 0.0407	0.0475	0.0442	0.0418	0.0412	Ave		0.0447				10.6		20.0			
PCB-1260 Peak 3	0.0453 0.0326	0.0379	0.0377	0.0333	0.0329	Ave		0.0366				13.3		20.0			
PCB-1260 Peak 4	0.0986 0.0879	0.0923	0.0891	0.0876	0.0884	Ave		0.0907				4.7		20.0			
PCB-1260 Peak 5	0.0695 0.0583	0.0638	0.0611	0.0589	0.0589	Ave		0.0617				7.0		20.0			
Tetrachloro-m-xylene	1.0496 0.8872	0.9857	0.9507	0.9056	0.9075	Ave		0.9477				6.5		20.0			
DCB Decachlorobiphenyl	0.9372 0.7558	0.8885	0.8242	0.7753	0.7708	Ave		0.8253				8.9		20.0			

Note: The M1 coefficient is the same as Ave RRF for an Ave curve type.

FORM VI
PCBS BY INTERNAL STANDARD - INITIAL CALIBRATION DATA
RESPONSE AND CONCENTRATION

Lab Name: TestAmerica Canton Job No.: 240-100018-1 Analy Batch No.: 323194

SDG No.:

Instrument ID: A2HP12 GC Column: CLP-2 (0.53 ID: 0.53(mm) Heated Purge: (Y/N) N

Calibration Start Date: 04/20/2018 03:41 Calibration End Date: 04/20/2018 05:19 Calibration ID: 44798

Calibration Files:

LEVEL:	LAB SAMPLE ID:	LAB FILE ID:
Level 1	STD005 240-323194/28	P12041963.D
Level 2	STD01 240-323194/29	P12041964.D
Level 3	STD02 240-323194/30	P12041965.D
Level 4	STD05 240-323194/31	P12041966.D
Level 5	STD1 240-323194/32	P12041967.D
Level 6	STD15 240-323194/33	P12041968.D

ANALYTE	IS REF	CURVE TYPE	RESPONSE					CONCENTRATION (NG/UL)				
			LVL 1 LVL 6	LVL 2	LVL 3	LVL 4	LVL 5	LVL 1 LVL 6	LVL 2	LVL 3	LVL 4	LVL 5
PCB-1016 Peak 1	BNB	Ave	2251605 42510190	3951122	7000400	16064991	30403075	0.0500 1.50	0.100	0.200	0.500	1.00
PCB-1016 Peak 2	BNB	Ave	4113492 83901261	7264190	13456554	31130271	58867489	0.0500 1.50	0.100	0.200	0.500	1.00
PCB-1016 Peak 3	BNB	Ave	8302822 192904708	15307544	28083503	68468792	133481177	0.0500 1.50	0.100	0.200	0.500	1.00
PCB-1016 Peak 4	BNB	Ave	3608772 74528888	6661974	11937612	28477204	54362652	0.0500 1.50	0.100	0.200	0.500	1.00
PCB-1016 Peak 5	BNB	Ave	1625553 30855446	2871913	5092114	11583952	21329924	0.0500 1.50	0.100	0.200	0.500	1.00
PCB-1260 Peak 1	BNB	Ave	4903592 100565621	8365577	14999213	35799870	68970444	0.0500 1.50	0.100	0.200	0.500	1.00
PCB-1260 Peak 2	BNB	Ave	5547108 125268531	10146839	18369262	44128530	85692701	0.0500 1.50	0.100	0.200	0.500	1.00
PCB-1260 Peak 3	BNB	Ave	4741214 100410020	8094025	15672347	35141524	68558430	0.0500 1.50	0.100	0.200	0.500	1.00
PCB-1260 Peak 4	BNB	Ave	10319632 270628644	19732285	36995975	92446555	184143208	0.0500 1.50	0.100	0.200	0.500	1.00
PCB-1260 Peak 5	BNB	Ave	7273341 179380250	13649796	25384529	62153936	122567192	0.0500 1.50	0.100	0.200	0.500	1.00
Tetrachloro-m-xylene	BNB	Ave	5494044 182024861	10538689	19746501	47776043	94478837	0.00250 0.100	0.00500	0.0100	0.0250	0.0500
DCB Decachlorobiphenyl	BNB	Ave	4905773 155057223	9499431	17117726	40898657	80242129	0.00250 0.100	0.00500	0.0100	0.0250	0.0500

Curve Type Legend:
Ave = Average ISTD

FORM VI
PCBS BY INTERNAL STANDARD - INITIAL CALIBRATION DATA
CURVE EVALUATION

Lab Name: TestAmerica Canton | Job No.: 240-100018-1 | Analy Batch No.: 337545

SDG No.:

Instrument ID: A2HP13 | GC Column: CLP-1 (0.53 ID: 0.53(mm) | Heated Purge: (Y/N) N

Calibration Start Date: 07/23/2018 16:05 | Calibration End Date: 07/23/2018 17:32 | Calibration ID: 46191

Calibration Files:

LEVEL:	LAB SAMPLE ID:	LAB FILE ID:
Level 1	STD005 240-337545/4	P13072304.D
Level 2	STD01 240-337545/5	P13072305.D
Level 3	STD02 240-337545/6	P13072306.D
Level 4	STD05 240-337545/7	P13072307.D
Level 5	STD1 240-337545/8	P13072308.D
Level 6	STD15 240-337545/9	P13072309.D

ANALYTE	RRF					CURVE TYPE	COEFFICIENT			#	MIN RRF	%RSD	#	MAX %RSD	R^2 OR COD	#	MIN R^2 OR COD
	LVL 1 LVL 6	LVL 2	LVL 3	LVL 4	LVL 5		B	M1	M2								
PCB-1232 Peak 1	0.0257 0.0182	0.0242	0.0223	0.0204	0.0194	Ave		0.0217				13.3		20.0			
PCB-1232 Peak 2	0.0203 0.0145	0.0198	0.0181	0.0165	0.0154	Ave		0.0174				13.5		20.0			
PCB-1232 Peak 3	0.0388 0.0323	0.0373	0.0365	0.0349	0.0334	Ave		0.0355				6.9		20.0			
PCB-1232 Peak 4	0.0165 0.0134	0.0160	0.0157	0.0149	0.0141	Ave		0.0151				7.9		20.0			
PCB-1232 Peak 5	0.0062 0.0049	0.0062	0.0059	0.0055	0.0051	Ave		0.0056				10.2		20.0			
PCB-1262 Peak 1	0.0596 0.0489	0.0575	0.0538	0.0524	0.0494	Ave		0.0536				8.0		20.0			
PCB-1262 Peak 2	0.1053 0.0642	0.0899	0.0775	0.0706	0.0652	Lin1	0.0024	0.0634							0.9990		0.9900
PCB-1262 Peak 3	0.0717 0.0571	0.0684	0.0635	0.0612	0.0580	Ave		0.0633				9.1		20.0			
PCB-1262 Peak 4	0.1421 0.1243	0.1389	0.1331	0.1322	0.1257	Ave		0.1327				5.3		20.0			
PCB-1262 Peak 5	0.0636 0.0507	0.0603	0.0562	0.0548	0.0522	Ave		0.0563				8.7		20.0			

Note: The M1 coefficient is the same as Ave RRF for an Ave curve type.

FORM VI
PCBS BY INTERNAL STANDARD - INITIAL CALIBRATION DATA
RESPONSE AND CONCENTRATION

Lab Name: TestAmerica Canton Job No.: 240-100018-1 Analy Batch No.: 337545

SDG No.:

Instrument ID: A2HP13 GC Column: CLP-1 (0.53 ID: 0.53(mm) Heated Purge: (Y/N) N

Calibration Start Date: 07/23/2018 16:05 Calibration End Date: 07/23/2018 17:32 Calibration ID: 46191

Calibration Files:

LEVEL:	LAB SAMPLE ID:	LAB FILE ID:
Level 1	STD005 240-337545/4	P13072304.D
Level 2	STD01 240-337545/5	P13072305.D
Level 3	STD02 240-337545/6	P13072306.D
Level 4	STD05 240-337545/7	P13072307.D
Level 5	STD1 240-337545/8	P13072308.D
Level 6	STD15 240-337545/9	P13072309.D

ANALYTE	IS REF	CURVE TYPE	RESPONSE					CONCENTRATION (NG/UL)				
			LVL 1 LVL 6	LVL 2	LVL 3	LVL 4	LVL 5	LVL 1 LVL 6	LVL 2	LVL 3	LVL 4	LVL 5
PCB-1232 Peak 1	BNB	Ave	1361829 29306941	2644186	4855541	10636240	20161674	0.0500 1.50	0.100	0.200	0.500	1.00
PCB-1232 Peak 2	BNB	Ave	1072212 23305391	2166592	3941442	8644854	16006192	0.0500 1.50	0.100	0.200	0.500	1.00
PCB-1232 Peak 3	BNB	Ave	2052946 52128334	4086836	7964963	18224691	34659661	0.0500 1.50	0.100	0.200	0.500	1.00
PCB-1232 Peak 4	BNB	Ave	872806 21633040	1750208	3415897	7760941	14574431	0.0500 1.50	0.100	0.200	0.500	1.00
PCB-1232 Peak 5	BNB	Ave	329832 7832508	682322	1280675	2887987	5307725	0.0500 1.50	0.100	0.200	0.500	1.00
PCB-1262 Peak 1	BNB	Ave	3157153 78922704	6296818	11744028	27389734	51223968	0.0500 1.50	0.100	0.200	0.500	1.00
PCB-1262 Peak 2	BNB	Lin1	5572705 103533795	9839342	16910555	36880475	67636415	0.0500 1.50	0.100	0.200	0.500	1.00
PCB-1262 Peak 3	BNB	Ave	3793970 92142604	7489099	13847712	31961064	60085415	0.0500 1.50	0.100	0.200	0.500	1.00
PCB-1262 Peak 4	BNB	Ave	7521636 200527646	15207687	29031384	69061384	130346302	0.0500 1.50	0.100	0.200	0.500	1.00
PCB-1262 Peak 5	BNB	Ave	3367701 81776493	6598728	12250851	28650026	54149570	0.0500 1.50	0.100	0.200	0.500	1.00

Curve Type Legend:

Ave = Average ISTD
Lin1 = Linear 1/conc ISTD

FORM VI
PCBS BY INTERNAL STANDARD - INITIAL CALIBRATION DATA
CURVE EVALUATION

Lab Name: TestAmerica Canton Job No.: 240-100018-1 Analy Batch No.: 337545

SDG No.:

Instrument ID: A2HP13 GC Column: CLP-2 (0.53 ID: 0.53(mm) Heated Purge: (Y/N) N

Calibration Start Date: 07/23/2018 16:05 Calibration End Date: 07/23/2018 17:32 Calibration ID: 46192

Calibration Files:

LEVEL:	LAB SAMPLE ID:	LAB FILE ID:
Level 1	STD005 240-337545/4	P13072304.D
Level 2	STD01 240-337545/5	P13072305.D
Level 3	STD02 240-337545/6	P13072306.D
Level 4	STD05 240-337545/7	P13072307.D
Level 5	STD1 240-337545/8	P13072308.D
Level 6	STD15 240-337545/9	P13072309.D

ANALYTE	RRF					CURVE TYPE	COEFFICIENT			#	MIN RRF	%RSD	#	MAX %RSD	R^2 OR COD	#	MIN R^2 OR COD
	LVL 1 LVL 6	LVL 2	LVL 3	LVL 4	LVL 5		B	M1	M2								
PCB-1232 Peak 1	0.0268 0.0180	0.0253	0.0230	0.0209	0.0196	Ave		0.0223				15.2		20.0			
PCB-1232 Peak 2	0.0217 0.0150	0.0215	0.0195	0.0177	0.0162	Ave		0.0186				14.9		20.0			
PCB-1232 Peak 3	0.0395 0.0306	0.0379	0.0352	0.0340	0.0312	Ave		0.0347				10.2		20.0			
PCB-1232 Peak 4	0.0149 0.0130	0.0148	0.0136	0.0147	0.0123	Ave		0.0139				7.7		20.0			
PCB-1232 Peak 5	0.0098 0.0064	0.0094	0.0085	0.0076	0.0068	Ave		0.0081				17.0		20.0			
PCB-1262 Peak 1	0.0502 0.0361	0.0466	0.0426	0.0403	0.0369	Ave		0.0421				13.1		20.0			
PCB-1262 Peak 2	0.0694 0.0515	0.0650	0.0597	0.0562	0.0522	Ave		0.0590				12.1		20.0			
PCB-1262 Peak 3	0.0670 0.0480	0.0620	0.0561	0.0526	0.0488	Ave		0.0557				13.5		20.0			
PCB-1262 Peak 4	0.1264 0.1013	0.1184	0.1101	0.1067	0.1019	Ave		0.1108				8.9		20.0			
PCB-1262 Peak 5	0.0937 0.0713	0.0871	0.0795	0.0759	0.0720	Ave		0.0799				11.1		20.0			

Note: The M1 coefficient is the same as Ave RRF for an Ave curve type.

FORM VI
PCBS BY INTERNAL STANDARD - INITIAL CALIBRATION DATA
RESPONSE AND CONCENTRATION

Lab Name: TestAmerica Canton Job No.: 240-100018-1 Analy Batch No.: 337545

SDG No.:

Instrument ID: A2HP13 GC Column: CLP-2 (0.53 ID: 0.53(mm) Heated Purge: (Y/N) N

Calibration Start Date: 07/23/2018 16:05 Calibration End Date: 07/23/2018 17:32 Calibration ID: 46192

Calibration Files:

LEVEL:	LAB SAMPLE ID:	LAB FILE ID:
Level 1	STD005 240-337545/4	P13072304.D
Level 2	STD01 240-337545/5	P13072305.D
Level 3	STD02 240-337545/6	P13072306.D
Level 4	STD05 240-337545/7	P13072307.D
Level 5	STD1 240-337545/8	P13072308.D
Level 6	STD15 240-337545/9	P13072309.D

ANALYTE	IS REF	CURVE TYPE	RESPONSE					CONCENTRATION (NG/UL)				
			LVL 1 LVL 6	LVL 2	LVL 3	LVL 4	LVL 5	LVL 1 LVL 6	LVL 2	LVL 3	LVL 4	LVL 5
PCB-1232 Peak 1	BNB	Ave	1038632 21701634	2034582	3698647	8099244	15120176	0.0500 1.50	0.100	0.200	0.500	1.00
PCB-1232 Peak 2	BNB	Ave	841573 18067645	1727806	3145608	6848420	12495785	0.0500 1.50	0.100	0.200	0.500	1.00
PCB-1232 Peak 3	BNB	Ave	1531193 36860175	3052955	5678149	13163542	24074159	0.0500 1.50	0.100	0.200	0.500	1.00
PCB-1232 Peak 4	BNB	Ave	575758 15698454	1195553	2195612	5682308	9523722	0.0500 1.50	0.100	0.200	0.500	1.00
PCB-1232 Peak 5	BNB	Ave	378733 7705116	755270	1365864	2942493	5250323	0.0500 1.50	0.100	0.200	0.500	1.00
PCB-1262 Peak 1	BNB	Ave	1944941 43456784	3755558	6872288	15603185	28488297	0.0500 1.50	0.100	0.200	0.500	1.00
PCB-1262 Peak 2	BNB	Ave	2689009 62046961	5236965	9614921	21760326	40276902	0.0500 1.50	0.100	0.200	0.500	1.00
PCB-1262 Peak 3	BNB	Ave	2596027 57794948	4989073	9038639	20371027	37662662	0.0500 1.50	0.100	0.200	0.500	1.00
PCB-1262 Peak 4	BNB	Ave	4896391 121969565	9537361	17737893	41282609	78626992	0.0500 1.50	0.100	0.200	0.500	1.00
PCB-1262 Peak 5	BNB	Ave	3630246 85840558	7013355	12812136	29350550	55605426	0.0500 1.50	0.100	0.200	0.500	1.00

Curve Type Legend:
Ave = Average ISTD

FORM VI
PCBS BY INTERNAL STANDARD - INITIAL CALIBRATION DATA
CURVE EVALUATION

Lab Name: TestAmerica Canton Job No.: 240-100018-1 Analy Batch No.: 337545

SDG No.:

Instrument ID: A2HP13 GC Column: CLP-1 (0.53 ID: 0.53(mm) Heated Purge: (Y/N) N

Calibration Start Date: 07/23/2018 17:50 Calibration End Date: 07/23/2018 19:17 Calibration ID: 46199

Calibration Files:

LEVEL:	LAB SAMPLE ID:	LAB FILE ID:
Level 1	STD005 240-337545/10	P13072310.D
Level 2	STD01 240-337545/11	P13072311.D
Level 3	STD02 240-337545/12	P13072312.D
Level 4	STD05 240-337545/13	P13072313.D
Level 5	STD1 240-337545/14	P13072314.D
Level 6	STD15 240-337545/15	P13072315.D

ANALYTE	RRF					CURVE TYPE	COEFFICIENT			#	MIN RRF	%RSD	#	MAX %RSD	R^2 OR COD	#	MIN R^2 OR COD
	LVL 1 LVL 6	LVL 2	LVL 3	LVL 4	LVL 5		B	M1	M2								
PCB-1242 Peak 1	0.0179 0.0131	0.0165	0.0153	0.0148	0.0133	Ave		0.0152				12.2		20.0			
PCB-1242 Peak 2	0.0363 0.0258	0.0329	0.0305	0.0291	0.0265	Ave		0.0302				13.1		20.0			
PCB-1242 Peak 3	0.0694 0.0593	0.0668	0.0636	0.0635	0.0598	Ave		0.0637				6.1		20.0			
PCB-1242 Peak 4	0.0297 0.0244	0.0289	0.0273	0.0267	0.0249	Ave		0.0270				7.9		20.0			
PCB-1242 Peak 5	0.0126 0.0101	0.0124	0.0116	0.0110	0.0103	Ave		0.0113				9.3		20.0			
PCB-1268 Peak 1	0.1655 0.1458	0.1608	0.1559	0.1583	0.1497	Ave		0.1560				4.6		20.0			
PCB-1268 Peak 2	0.1587 0.1417	0.1541	0.1547	0.1553	0.1451	Ave		0.1516				4.4		20.0			
PCB-1268 Peak 3	0.1399 0.1212	0.1339	0.1301	0.1315	0.1243	Ave		0.1301				5.2		20.0			
PCB-1268 Peak 4	0.0559 0.0512	0.0554	0.0538	0.0549	0.0532	Ave		0.0541				3.2		20.0			
PCB-1268 Peak 5	0.4183 0.3767	0.4104	0.4019	0.4079	0.3858	Ave		0.4002				4.0		20.0			

Note: The M1 coefficient is the same as Ave RRF for an Ave curve type.

FORM VI
PCBS BY INTERNAL STANDARD - INITIAL CALIBRATION DATA
RESPONSE AND CONCENTRATION

Lab Name: TestAmerica Canton Job No.: 240-100018-1 Analy Batch No.: 337545

SDG No.:

Instrument ID: A2HP13 GC Column: CLP-1 (0.53 ID: 0.53(mm) Heated Purge: (Y/N) N

Calibration Start Date: 07/23/2018 17:50 Calibration End Date: 07/23/2018 19:17 Calibration ID: 46199

Calibration Files:

LEVEL:	LAB SAMPLE ID:	LAB FILE ID:
Level 1	STD005 240-337545/10	P13072310.D
Level 2	STD01 240-337545/11	P13072311.D
Level 3	STD02 240-337545/12	P13072312.D
Level 4	STD05 240-337545/13	P13072313.D
Level 5	STD1 240-337545/14	P13072314.D
Level 6	STD15 240-337545/15	P13072315.D

ANALYTE	IS REF	CURVE TYPE	RESPONSE					CONCENTRATION (NG/UL)				
			LVL 1 LVL 6	LVL 2	LVL 3	LVL 4	LVL 5	LVL 1 LVL 6	LVL 2	LVL 3	LVL 4	LVL 5
PCB-1242 Peak 1	BNB	Ave	915189 19879300	1727056	3211839	7309244	13986342	0.0500 1.50	0.100	0.200	0.500	1.00
PCB-1242 Peak 2	BNB	Ave	1854955 39183583	3444732	6385561	14353127	27810816	0.0500 1.50	0.100	0.200	0.500	1.00
PCB-1242 Peak 3	BNB	Ave	3548386 89997992	6988801	13329157	31312035	62736018	0.0500 1.50	0.100	0.200	0.500	1.00
PCB-1242 Peak 4	BNB	Ave	1520783 37034946	3025160	5725676	13177872	26091947	0.0500 1.50	0.100	0.200	0.500	1.00
PCB-1242 Peak 5	BNB	Ave	642911 15287497	1303072	2430188	5449279	10790457	0.0500 1.50	0.100	0.200	0.500	1.00
PCB-1268 Peak 1	BNB	Ave	8459618 221120702	16832572	32675050	78075051	156916761	0.0500 1.50	0.100	0.200	0.500	1.00
PCB-1268 Peak 2	BNB	Ave	8111097 214923287	16126332	32417119	76614007	152115840	0.0500 1.50	0.100	0.200	0.500	1.00
PCB-1268 Peak 3	BNB	Ave	7151567 183905367	14015329	27262665	64853552	130282048	0.0500 1.50	0.100	0.200	0.500	1.00
PCB-1268 Peak 4	BNB	Ave	2859804 77633599	5797466	11278151	27054028	55773840	0.0500 1.50	0.100	0.200	0.500	1.00
PCB-1268 Peak 5	BNB	Ave	21387476 571496098	42953774	84225056	201153497	404481462	0.0500 1.50	0.100	0.200	0.500	1.00

Curve Type Legend:
Ave = Average ISTD

FORM VI
PCBS BY INTERNAL STANDARD - INITIAL CALIBRATION DATA
CURVE EVALUATION

Lab Name: TestAmerica Canton Job No.: 240-100018-1 Analy Batch No.: 337545

SDG No.:

Instrument ID: A2HP13 GC Column: CLP-2 (0.53 ID: 0.53(mm) Heated Purge: (Y/N) N

Calibration Start Date: 07/23/2018 17:50 Calibration End Date: 07/23/2018 19:17 Calibration ID: 46200

Calibration Files:

LEVEL:	LAB SAMPLE ID:	LAB FILE ID:
Level 1	STD005 240-337545/10	P13072310.D
Level 2	STD01 240-337545/11	P13072311.D
Level 3	STD02 240-337545/12	P13072312.D
Level 4	STD05 240-337545/13	P13072313.D
Level 5	STD1 240-337545/14	P13072314.D
Level 6	STD15 240-337545/15	P13072315.D

ANALYTE	RRF					CURVE TYPE	COEFFICIENT			#	MIN RRF	%RSD	#	MAX %RSD	R^2 OR COD	#	MIN R^2 OR COD
	LVL 1 LVL 6	LVL 2	LVL 3	LVL 4	LVL 5		B	M1	M2								
PCB-1242 Peak 1	0.0187 0.0131	0.0174	0.0160	0.0151	0.0136	Ave		0.0157				13.8		20.0			
PCB-1242 Peak 2	0.0364 0.0254	0.0339	0.0310	0.0290	0.0261	Ave		0.0303				14.3		20.0			
PCB-1242 Peak 3	0.0681 0.0564	0.0650	0.0607	0.0592	0.0559	Ave		0.0609				7.9		20.0			
PCB-1242 Peak 4	0.0269 0.0223	0.0257	0.0240	0.0225	0.0217	Ave		0.0238				8.7		20.0			
PCB-1242 Peak 5	0.0128 0.0095	0.0128	0.0119	0.0110	0.0093	Ave		0.0112				13.9		20.0			
PCB-1268 Peak 1	0.1399 0.1164	0.1312	0.1233	0.1234	0.1178	Ave		0.1253				7.1		20.0			
PCB-1268 Peak 2	0.1371 0.1148	0.1299	0.1218	0.1217	0.1161	Ave		0.1236				6.9		20.0			
PCB-1268 Peak 3	0.1234 0.0959	0.1123	0.1036	0.1016	0.0970	Ave		0.1057				9.9		20.0			
PCB-1268 Peak 4	0.0527 0.0407	0.0500	0.0461	0.0446	0.0416	Ave		0.0459				10.2		20.0			
PCB-1268 Peak 5	0.3505 0.3231	0.3339	0.3239	0.3340	0.3252	Ave		0.3318				3.1		20.0			

Note: The M1 coefficient is the same as Ave RRF for an Ave curve type.

FORM VI
PCBS BY INTERNAL STANDARD - INITIAL CALIBRATION DATA
RESPONSE AND CONCENTRATION

Lab Name: TestAmerica Canton Job No.: 240-100018-1 Analy Batch No.: 337545

SDG No.:

Instrument ID: A2HP13 GC Column: CLP-2 (0.53 ID: 0.53(mm) Heated Purge: (Y/N) N

Calibration Start Date: 07/23/2018 17:50 Calibration End Date: 07/23/2018 19:17 Calibration ID: 46200

Calibration Files:

LEVEL:	LAB SAMPLE ID:	LAB FILE ID:
Level 1	STD005 240-337545/10	P13072310.D
Level 2	STD01 240-337545/11	P13072311.D
Level 3	STD02 240-337545/12	P13072312.D
Level 4	STD05 240-337545/13	P13072313.D
Level 5	STD1 240-337545/14	P13072314.D
Level 6	STD15 240-337545/15	P13072315.D

ANALYTE	IS REF	CURVE TYPE	RESPONSE					CONCENTRATION (NG/UL)				
			LVL 1 LVL 6	LVL 2	LVL 3	LVL 4	LVL 5	LVL 1 LVL 6	LVL 2	LVL 3	LVL 4	LVL 5
PCB-1242 Peak 1	BNB	Ave	712741 14885348	1356515	2501254	5564930	10650955	0.0500 1.50	0.100	0.200	0.500	1.00
PCB-1242 Peak 2	BNB	Ave	1385993 28748257	2646847	4853894	10694616	20442511	0.0500 1.50	0.100	0.200	0.500	1.00
PCB-1242 Peak 3	BNB	Ave	2593799 63863270	5071884	9489134	21816614	43794192	0.0500 1.50	0.100	0.200	0.500	1.00
PCB-1242 Peak 4	BNB	Ave	1023954 25252951	2006875	3749001	8269635	17016846	0.0500 1.50	0.100	0.200	0.500	1.00
PCB-1242 Peak 5	BNB	Ave	487423 10761947	1002212	1858352	4055607	7291333	0.0500 1.50	0.100	0.200	0.500	1.00
PCB-1268 Peak 1	BNB	Ave	5326532 131806150	10241271	19285816	45426941	92216305	0.0500 1.50	0.100	0.200	0.500	1.00
PCB-1268 Peak 2	BNB	Ave	5218121 130063188	10134526	19043394	44798774	90888604	0.0500 1.50	0.100	0.200	0.500	1.00
PCB-1268 Peak 3	BNB	Ave	4698848 108635042	8764873	16202899	37428609	75950060	0.0500 1.50	0.100	0.200	0.500	1.00
PCB-1268 Peak 4	BNB	Ave	2005423 46104981	3900993	7205065	16419225	32559134	0.0500 1.50	0.100	0.200	0.500	1.00
PCB-1268 Peak 5	BNB	Ave	13343519 365960525	26056388	50647221	122991170	254548670	0.0500 1.50	0.100	0.200	0.500	1.00

Curve Type Legend:
Ave = Average ISTD

FORM VI
PCBS BY INTERNAL STANDARD - INITIAL CALIBRATION DATA
CURVE EVALUATION

Lab Name: TestAmerica Canton Job No.: 240-100018-1 Analy Batch No.: 337545

SDG No.:

Instrument ID: A2HP13 GC Column: CLP-1 (0.53 ID: 0.53(mm) Heated Purge: (Y/N) N

Calibration Start Date: 07/23/2018 19:35 Calibration End Date: 07/23/2018 21:02 Calibration ID: 46207

Calibration Files:

LEVEL:	LAB SAMPLE ID:	LAB FILE ID:
Level 1	STD005 240-337545/16	P13072316.D
Level 2	STD01 240-337545/17	P13072317.D
Level 3	STD02 240-337545/18	P13072318.D
Level 4	STD05 240-337545/19	P13072319.D
Level 5	STD1 240-337545/20	P13072320.D
Level 6	STD15 240-337545/21	P13072321.D

ANALYTE	RRF					CURVE TYPE	COEFFICIENT			#	MIN RRF	%RSD	#	MAX %RSD	R^2 OR COD	#	MIN R^2 OR COD
	LVL 1 LVL 6	LVL 2	LVL 3	LVL 4	LVL 5		B	M1	M2								
PCB-1248 Peak 1	0.0180 0.0141	0.0172	0.0163	0.0154	0.0142	Ave		0.0159				10.0		20.0			
PCB-1248 Peak 2	0.0267 0.0243	0.0282	0.0263	0.0248	0.0233	Ave		0.0256				7.0		20.0			
PCB-1248 Peak 3	0.0356 0.0362	0.0375	0.0357	0.0367	0.0350	Ave		0.0361				2.4		20.0			
PCB-1248 Peak 4	0.0349 0.0291	0.0326	0.0309	0.0299	0.0282	Ave		0.0309				8.0		20.0			
PCB-1248 Peak 5	0.0201 0.0192	0.0202	0.0197	0.0192	0.0180	Ave		0.0194				4.1		20.0			

Note: The M1 coefficient is the same as Ave RRF for an Ave curve type.

FORM VI
PCBS BY INTERNAL STANDARD - INITIAL CALIBRATION DATA
RESPONSE AND CONCENTRATION

Lab Name: TestAmerica Canton | Job No.: 240-100018-1 | Analy Batch No.: 337545

SDG No.:

Instrument ID: A2HP13 | GC Column: CLP-1 (0.53 ID: 0.53(mm) | Heated Purge: (Y/N) N

Calibration Start Date: 07/23/2018 19:35 | Calibration End Date: 07/23/2018 21:02 | Calibration ID: 46207

Calibration Files:

LEVEL:	LAB SAMPLE ID:	LAB FILE ID:
Level 1	STD005 240-337545/16	P13072316.D
Level 2	STD01 240-337545/17	P13072317.D
Level 3	STD02 240-337545/18	P13072318.D
Level 4	STD05 240-337545/19	P13072319.D
Level 5	STD1 240-337545/20	P13072320.D
Level 6	STD15 240-337545/21	P13072321.D

ANALYTE	IS REF	CURVE TYPE	RESPONSE					CONCENTRATION (NG/UL)				
			LVL 1 LVL 6	LVL 2	LVL 3	LVL 4	LVL 5	LVL 1 LVL 6	LVL 2	LVL 3	LVL 4	LVL 5
PCB-1248 Peak 1	BNB	Ave	860008 20429811	1663773	3260437	7414555	14589646	0.0500 1.50	0.100	0.200	0.500	1.00
PCB-1248 Peak 2	BNB	Ave	1273932 35183112	2731310	5279798	11930505	23978535	0.0500 1.50	0.100	0.200	0.500	1.00
PCB-1248 Peak 3	BNB	Ave	1699482 52386838	3626895	7168527	17654245	36039364	0.0500 1.50	0.100	0.200	0.500	1.00
PCB-1248 Peak 4	BNB	Ave	1663636 42114340	3155019	6201248	14384548	28986175	0.0500 1.50	0.100	0.200	0.500	1.00
PCB-1248 Peak 5	BNB	Ave	957720 27805081	1953409	3944127	9258053	18489780	0.0500 1.50	0.100	0.200	0.500	1.00

Curve Type Legend:
Ave = Average ISTD

FORM VI
PCBS BY INTERNAL STANDARD - INITIAL CALIBRATION DATA
CURVE EVALUATION

Lab Name: TestAmerica Canton Job No.: 240-100018-1 Analy Batch No.: 337545

SDG No.:

Instrument ID: A2HP13 GC Column: CLP-2 (0.53 ID: 0.53(mm) Heated Purge: (Y/N) N

Calibration Start Date: 07/23/2018 19:35 Calibration End Date: 07/23/2018 21:02 Calibration ID: 46208

Calibration Files:

LEVEL:	LAB SAMPLE ID:	LAB FILE ID:
Level 1	STD005 240-337545/16	P13072316.D
Level 2	STD01 240-337545/17	P13072317.D
Level 3	STD02 240-337545/18	P13072318.D
Level 4	STD05 240-337545/19	P13072319.D
Level 5	STD1 240-337545/20	P13072320.D
Level 6	STD15 240-337545/21	P13072321.D

ANALYTE	RRF					CURVE TYPE	COEFFICIENT			#	MIN RRF	%RSD	#	MAX %RSD	R^2 OR COD	#	MIN R^2 OR COD
	LVL 1 LVL 6	LVL 2	LVL 3	LVL 4	LVL 5		B	M1	M2								
PCB-1248 Peak 1	0.0188 0.0139	0.0179	0.0168	0.0157	0.0141	Ave		0.0162				12.3		20.0			
PCB-1248 Peak 2	0.0276 0.0204	0.0257	0.0240	0.0224	0.0205	Ave		0.0234				12.4		20.0			
PCB-1248 Peak 3	0.0360 0.0305	0.0348	0.0327	0.0310	0.0308	Ave		0.0326				7.1		20.0			
PCB-1248 Peak 4	0.0389 0.0353	0.0407	0.0384	0.0363	0.0358	Ave		0.0376				5.5		20.0			
PCB-1248 Peak 5	0.0191 0.0189	0.0220	0.0210	0.0198	0.0193	Ave		0.0200				6.2		20.0			

Note: The M1 coefficient is the same as Ave RRF for an Ave curve type.

FORM VI
PCBS BY INTERNAL STANDARD - INITIAL CALIBRATION DATA
RESPONSE AND CONCENTRATION

Lab Name: TestAmerica Canton | Job No.: 240-100018-1 | Analy Batch No.: 337545

SDG No.:

Instrument ID: A2HP13 | GC Column: CLP-2 (0.53 ID: 0.53(mm) | Heated Purge: (Y/N) N

Calibration Start Date: 07/23/2018 19:35 | Calibration End Date: 07/23/2018 21:02 | Calibration ID: 46208

Calibration Files:

LEVEL:	LAB SAMPLE ID:	LAB FILE ID:
Level 1	STD005 240-337545/16	P13072316.D
Level 2	STD01 240-337545/17	P13072317.D
Level 3	STD02 240-337545/18	P13072318.D
Level 4	STD05 240-337545/19	P13072319.D
Level 5	STD1 240-337545/20	P13072320.D
Level 6	STD15 240-337545/21	P13072321.D

ANALYTE	IS REF	CURVE TYPE	RESPONSE					CONCENTRATION (NG/UL)				
			LVL 1 LVL 6	LVL 2	LVL 3	LVL 4	LVL 5	LVL 1 LVL 6	LVL 2	LVL 3	LVL 4	LVL 5
PCB-1248 Peak 1	BNB	Ave	670487 15152961	1302148	2537326	5685875	10868096	0.0500 1.50	0.100	0.200	0.500	1.00
PCB-1248 Peak 2	BNB	Ave	988192 22164300	1867498	3615246	8110097	15857054	0.0500 1.50	0.100	0.200	0.500	1.00
PCB-1248 Peak 3	BNB	Ave	1286946 33206693	2528809	4928162	11232192	23802524	0.0500 1.50	0.100	0.200	0.500	1.00
PCB-1248 Peak 4	BNB	Ave	1392222 38479280	2951769	5788813	13157753	27691437	0.0500 1.50	0.100	0.200	0.500	1.00
PCB-1248 Peak 5	BNB	Ave	681351 20572378	1597768	3166829	7171839	14911740	0.0500 1.50	0.100	0.200	0.500	1.00

Curve Type Legend:
Ave = Average ISTD

FORM VI
PCBS BY INTERNAL STANDARD - INITIAL CALIBRATION DATA
CURVE EVALUATION

Lab Name: TestAmerica Canton Job No.: 240-100018-1 Analy Batch No.: 337545

SDG No.:

Instrument ID: A2HP13 GC Column: CLP-1 (0.53 ID: 0.53(mm) Heated Purge: (Y/N) N

Calibration Start Date: 07/23/2018 21:19 Calibration End Date: 07/23/2018 22:46 Calibration ID: 46215

Calibration Files:

LEVEL:	LAB SAMPLE ID:	LAB FILE ID:
Level 1	STD005 240-337545/22	P13072322.D
Level 2	STD01 240-337545/23	P13072323.D
Level 3	STD02 240-337545/24	P13072324.D
Level 4	STD05 240-337545/25	P13072325.D
Level 5	STD1 240-337545/26	P13072326.D
Level 6	STD15 240-337545/27	P13072327.D

ANALYTE	RRF					CURVE TYPE	COEFFICIENT			#	MIN RRF	%RSD	#	MAX %RSD	R^2 OR COD	#	MIN R^2 OR COD
	LVL 1 LVL 6	LVL 2	LVL 3	LVL 4	LVL 5		B	M1	M2								
PCB-1221 Peak 1	0.0117 +++++	0.0109	0.0103	0.0100	0.0091	Ave		0.0104				9.4		20.0			
PCB-1221 Peak 2	0.0077 +++++	0.0072	0.0068	0.0066	0.0059	Ave		0.0069				9.6		20.0			
PCB-1221 Peak 3	0.0286 +++++	0.0260	0.0244	0.0239	0.0217	Ave		0.0249				10.4		20.0			
PCB-1254 Peak 1	0.0350 0.0284	0.0318	0.0315	0.0308	0.0292	Ave		0.0311				7.5		20.0			
PCB-1254 Peak 2	0.0494 0.0401	0.0440	0.0430	0.0428	0.0409	Ave		0.0434				7.6		20.0			
PCB-1254 Peak 3	0.0621 0.0564	0.0567	0.0578	0.0593	0.0575	Ave		0.0583				3.7		20.0			
PCB-1254 Peak 4	0.0444 0.0387	0.0406	0.0415	0.0415	0.0397	Ave		0.0411				4.8		20.0			
PCB-1254 Peak 5	0.0621 0.0584	0.0594	0.0613	0.0616	0.0594	Ave		0.0604				2.4		20.0			

Note: The M1 coefficient is the same as Ave RRF for an Ave curve type.

FORM VI
PCBS BY INTERNAL STANDARD - INITIAL CALIBRATION DATA
RESPONSE AND CONCENTRATION

Lab Name: TestAmerica Canton Job No.: 240-100018-1 Analy Batch No.: 337545

SDG No.:

Instrument ID: A2HP13 GC Column: CLP-1 (0.53 ID: 0.53(mm) Heated Purge: (Y/N) N

Calibration Start Date: 07/23/2018 21:19 Calibration End Date: 07/23/2018 22:46 Calibration ID: 46215

Calibration Files:

LEVEL:	LAB SAMPLE ID:	LAB FILE ID:
Level 1	STD005 240-337545/22	P13072322.D
Level 2	STD01 240-337545/23	P13072323.D
Level 3	STD02 240-337545/24	P13072324.D
Level 4	STD05 240-337545/25	P13072325.D
Level 5	STD1 240-337545/26	P13072326.D
Level 6	STD15 240-337545/27	P13072327.D

ANALYTE	IS REF	CURVE TYPE	RESPONSE					CONCENTRATION (NG/UL)				
			LVL 1 LVL 6	LVL 2	LVL 3	LVL 4	LVL 5	LVL 1 LVL 6	LVL 2	LVL 3	LVL 4	LVL 5
PCB-1221 Peak 1	BNB	Ave	571903 +++++	1057601	2113967	4689070	9319624	0.0500 +++++	0.100	0.200	0.500	1.00
PCB-1221 Peak 2	BNB	Ave	374681 +++++	700855	1409615	3104428	6057277	0.0500 +++++	0.100	0.200	0.500	1.00
PCB-1221 Peak 3	BNB	Ave	1394709 +++++	2522807	5024122	11186416	22141258	0.0500 +++++	0.100	0.200	0.500	1.00
PCB-1254 Peak 1	BNB	Ave	1706883 43711965	3092424	6484292	14408429	29815626	0.0500 1.50	0.100	0.200	0.500	1.00
PCB-1254 Peak 2	BNB	Ave	2405105 61611925	4275782	8862954	20030025	41751733	0.0500 1.50	0.100	0.200	0.500	1.00
PCB-1254 Peak 3	BNB	Ave	3026116 86718957	5508362	11906472	27780172	58713028	0.0500 1.50	0.100	0.200	0.500	1.00
PCB-1254 Peak 4	BNB	Ave	2164504 59552888	3940978	8553063	19455374	40590736	0.0500 1.50	0.100	0.200	0.500	1.00
PCB-1254 Peak 5	BNB	Ave	3022479 89716441	5773989	12627212	28830095	60701077	0.0500 1.50	0.100	0.200	0.500	1.00

Curve Type Legend:
Ave = Average ISTD

FORM VI
PCBS BY INTERNAL STANDARD - INITIAL CALIBRATION DATA
CURVE EVALUATION

Lab Name: TestAmerica Canton Job No.: 240-100018-1 Analy Batch No.: 337545

SDG No.:

Instrument ID: A2HP13 GC Column: CLP-2 (0.53 ID: 0.53(mm) Heated Purge: (Y/N) N

Calibration Start Date: 07/23/2018 21:19 Calibration End Date: 07/23/2018 22:46 Calibration ID: 46216

Calibration Files:

LEVEL:	LAB SAMPLE ID:	LAB FILE ID:
Level 1	STD005 240-337545/22	P13072322.D
Level 2	STD01 240-337545/23	P13072323.D
Level 3	STD02 240-337545/24	P13072324.D
Level 4	STD05 240-337545/25	P13072325.D
Level 5	STD1 240-337545/26	P13072326.D
Level 6	STD15 240-337545/27	P13072327.D

ANALYTE	RRF					CURVE TYPE	COEFFICIENT			#	MIN RRF	%RSD	#	MAX %RSD	R^2 OR COD	#	MIN R^2 OR COD
	LVL 1 LVL 6	LVL 2	LVL 3	LVL 4	LVL 5		B	M1	M2								
PCB-1221 Peak 1	0.0122 +++++	0.0119	0.0107	0.0103	0.0092	Ave		0.0109				11.5		20.0			
PCB-1221 Peak 2	0.0082 +++++	0.0078	0.0072	0.0069	0.0061	Ave		0.0073				11.4		20.0			
PCB-1221 Peak 3	0.0305 +++++	0.0280	0.0250	0.0241	0.0216	Ave		0.0258				13.5		20.0			
PCB-1254 Peak 1	0.0404 0.0303	0.0364	0.0352	0.0334	0.0307	Ave		0.0344				11.1		20.0			
PCB-1254 Peak 2	0.0503 0.0348	0.0430	0.0407	0.0380	0.0354	Ave		0.0404				14.3		20.0			
PCB-1254 Peak 3	0.0561 0.0505	0.0573	0.0558	0.0535	0.0510	Ave		0.0540				5.2		20.0			
PCB-1254 Peak 4	0.0408 0.0372	0.0424	0.0420	0.0399	0.0378	Ave		0.0400				5.4		20.0			
PCB-1254 Peak 5	0.0708 0.0512	0.0596	0.0553	0.0550	0.0519	Ave		0.0573				12.7		20.0			

Note: The M1 coefficient is the same as Ave RRF for an Ave curve type.

FORM VI
PCBS BY INTERNAL STANDARD - INITIAL CALIBRATION DATA
RESPONSE AND CONCENTRATION

Lab Name: TestAmerica Canton Job No.: 240-100018-1 Analy Batch No.: 337545

SDG No.:

Instrument ID: A2HP13 GC Column: CLP-2 (0.53 ID: 0.53(mm) Heated Purge: (Y/N) N

Calibration Start Date: 07/23/2018 21:19 Calibration End Date: 07/23/2018 22:46 Calibration ID: 46216

Calibration Files:

LEVEL:	LAB SAMPLE ID:	LAB FILE ID:
Level 1	STD005 240-337545/22	P13072322.D
Level 2	STD01 240-337545/23	P13072323.D
Level 3	STD02 240-337545/24	P13072324.D
Level 4	STD05 240-337545/25	P13072325.D
Level 5	STD1 240-337545/26	P13072326.D
Level 6	STD15 240-337545/27	P13072327.D

ANALYTE	IS REF	CURVE TYPE	RESPONSE					CONCENTRATION (NG/UL)				
			LVL 1 LVL 6	LVL 2	LVL 3	LVL 4	LVL 5	LVL 1 LVL 6	LVL 2	LVL 3	LVL 4	LVL 5
PCB-1221 Peak 1	BNB	Ave	449138 +++++	869039	1666083	3627371	7079747	0.0500 +++++	0.100	0.200	0.500	1.00
PCB-1221 Peak 2	BNB	Ave	302391 +++++	571742	1119079	2445247	4726546	0.0500 +++++	0.100	0.200	0.500	1.00
PCB-1221 Peak 3	BNB	Ave	1120003 +++++	2048465	3885383	8492866	16715247	0.0500 +++++	0.100	0.200	0.500	1.00
PCB-1254 Peak 1	BNB	Ave	1484278 35229903	2658435	5472281	11789195	23769880	0.0500 1.50	0.100	0.200	0.500	1.00
PCB-1254 Peak 2	BNB	Ave	1845711 40432659	3141292	6324596	13411575	27415272	0.0500 1.50	0.100	0.200	0.500	1.00
PCB-1254 Peak 3	BNB	Ave	2057284 58756987	4182837	8683187	18894332	39447054	0.0500 1.50	0.100	0.200	0.500	1.00
PCB-1254 Peak 4	BNB	Ave	1497502 43229860	3098304	6534719	14086582	29221925	0.0500 1.50	0.100	0.200	0.500	1.00
PCB-1254 Peak 5	BNB	Ave	2599195 59545258	4350626	8605358	19430936	40113610	0.0500 1.50	0.100	0.200	0.500	1.00

Curve Type Legend:
Ave = Average ISTD

FORM VI
PCBS BY INTERNAL STANDARD - INITIAL CALIBRATION DATA
CURVE EVALUATION

Lab Name: TestAmerica Canton Job No.: 240-100018-1 Analy Batch No.: 337545

SDG No.:

Instrument ID: A2HP13 GC Column: CLP-1 (0.53 ID: 0.53(mm) Heated Purge: (Y/N) N

Calibration Start Date: 07/23/2018 23:04 Calibration End Date: 07/24/2018 00:31 Calibration ID: 46223

Calibration Files:

LEVEL:	LAB SAMPLE ID:	LAB FILE ID:
Level 1	STD005 240-337545/28	P13072328.D
Level 2	STD01 240-337545/29	P13072329.D
Level 3	STD02 240-337545/30	P13072330.D
Level 4	STD05 240-337545/31	P13072331.D
Level 5	STD1 240-337545/32	P13072332.D
Level 6	STD15 240-337545/33	P13072333.D

ANALYTE	RRF					CURVE TYPE	COEFFICIENT			#	MIN RRF	%RSD	#	MAX %RSD	R^2 OR COD	#	MIN R^2 OR COD
	LVL 1 LVL 6	LVL 2	LVL 3	LVL 4	LVL 5		B	M1	M2								
PCB-1016 Peak 1	0.0214 0.0159	0.0197	0.0183	0.0168	0.0162	Ave		0.0180				12.1		20.0			
PCB-1016 Peak 2	0.0428 0.0317	0.0398	0.0371	0.0340	0.0327	Ave		0.0364				12.0		20.0			
PCB-1016 Peak 3	0.0845 0.0736	0.0810	0.0781	0.0747	0.0737	Ave		0.0776				5.7		20.0			
PCB-1016 Peak 4	0.0364 0.0302	0.0345	0.0333	0.0313	0.0304	Ave		0.0327				7.6		20.0			
PCB-1016 Peak 5	0.0157 0.0125	0.0152	0.0142	0.0131	0.0124	Ave		0.0138				10.1		20.0			
PCB-1260 Peak 1	0.0498 0.0428	0.0482	0.0462	0.0432	0.0423	Ave		0.0454				6.8		20.0			
PCB-1260 Peak 2	0.0752 0.0678	0.0734	0.0707	0.0657	0.0659	Ave		0.0698				5.7		20.0			
PCB-1260 Peak 3	0.0807 0.0738	0.0778	0.0752	0.0704	0.0700	Ave		0.0747				5.6		20.0			
PCB-1260 Peak 4	0.1098 0.1072	0.1095	0.1078	0.1030	0.1026	Ave		0.1067				3.0		20.0			
PCB-1260 Peak 5	0.0571 0.0539	0.0555	0.0543	0.0524	0.0527	Ave		0.0543				3.2		20.0			
Tetrachloro-m-xylene	1.0939 0.9564	1.0669	1.0230	1.0118	0.9862	Ave		1.0230				5.0		20.0			
DCB Decachlorobiphenyl	1.0739 0.9636	1.0891	1.0339	0.9960	0.9567	Ave		1.0189				5.5		20.0			

Note: The M1 coefficient is the same as Ave RRF for an Ave curve type.

FORM VI
PCBS BY INTERNAL STANDARD - INITIAL CALIBRATION DATA
RESPONSE AND CONCENTRATION

Lab Name: TestAmerica Canton Job No.: 240-100018-1 Analy Batch No.: 337545

SDG No.:

Instrument ID: A2HP13 GC Column: CLP-1 (0.53 ID: 0.53(mm) Heated Purge: (Y/N) N

Calibration Start Date: 07/23/2018 23:04 Calibration End Date: 07/24/2018 00:31 Calibration ID: 46223

Calibration Files:

LEVEL:	LAB SAMPLE ID:	LAB FILE ID:
Level 1	STD005 240-337545/28	P13072328.D
Level 2	STD01 240-337545/29	P13072329.D
Level 3	STD02 240-337545/30	P13072330.D
Level 4	STD05 240-337545/31	P13072331.D
Level 5	STD1 240-337545/32	P13072332.D
Level 6	STD15 240-337545/33	P13072333.D

ANALYTE	IS REF	CURVE TYPE	RESPONSE					CONCENTRATION (NG/UL)				
			LVL 1 LVL 6	LVL 2	LVL 3	LVL 4	LVL 5	LVL 1 LVL 6	LVL 2	LVL 3	LVL 4	LVL 5
PCB-1016 Peak 1	BNB	Ave	1016068 23091304	1907481	3654175	8412676	15684180	0.0500 1.50	0.100	0.200	0.500	1.00
PCB-1016 Peak 2	BNB	Ave	2028475 46206393	3867121	7426107	17022028	31684860	0.0500 1.50	0.100	0.200	0.500	1.00
PCB-1016 Peak 3	BNB	Ave	4003894 107133503	7860075	15618465	37449365	71415310	0.0500 1.50	0.100	0.200	0.500	1.00
PCB-1016 Peak 4	BNB	Ave	1723387 43916175	3351182	6663931	15686382	29467815	0.0500 1.50	0.100	0.200	0.500	1.00
PCB-1016 Peak 5	BNB	Ave	744497 18217925	1474877	2831189	6571421	12038570	0.0500 1.50	0.100	0.200	0.500	1.00
PCB-1260 Peak 1	BNB	Ave	2358801 62338058	4673945	9248854	21668580	40989703	0.0500 1.50	0.100	0.200	0.500	1.00
PCB-1260 Peak 2	BNB	Ave	3565341 98624033	7124256	14140992	32938797	63852954	0.0500 1.50	0.100	0.200	0.500	1.00
PCB-1260 Peak 3	BNB	Ave	3824139 107452514	7556023	15051803	35288858	67914935	0.0500 1.50	0.100	0.200	0.500	1.00
PCB-1260 Peak 4	BNB	Ave	5207438 156082521	10631891	21577147	51622849	99513286	0.0500 1.50	0.100	0.200	0.500	1.00
PCB-1260 Peak 5	BNB	Ave	2706268 78511765	5384961	10858789	26256067	51118371	0.0500 1.50	0.100	0.200	0.500	1.00
Tetrachloro-m-xylene	BNB	Ave	2592829 92814792	5177913	10233866	25349268	47810282	0.00250 0.100	0.00500	0.0100	0.0250	0.0500
DCB Decachlorobiphenyl	BNB	Ave	2545486 93512471	5285756	10342830	24954234	46380170	0.00250 0.100	0.00500	0.0100	0.0250	0.0500

Curve Type Legend:
Ave = Average ISTD

FORM VI
PCBS BY INTERNAL STANDARD - INITIAL CALIBRATION DATA
CURVE EVALUATION

Lab Name: TestAmerica Canton Job No.: 240-100018-1 Analy Batch No.: 337545

SDG No.:

Instrument ID: A2HP13 GC Column: CLP-2 (0.53 ID: 0.53(mm) Heated Purge: (Y/N) N

Calibration Start Date: 07/23/2018 23:04 Calibration End Date: 07/24/2018 00:31 Calibration ID: 46224

Calibration Files:

LEVEL:	LAB SAMPLE ID:	LAB FILE ID:
Level 1	STD005 240-337545/28	P13072328.D
Level 2	STD01 240-337545/29	P13072329.D
Level 3	STD02 240-337545/30	P13072330.D
Level 4	STD05 240-337545/31	P13072331.D
Level 5	STD1 240-337545/32	P13072332.D
Level 6	STD15 240-337545/33	P13072333.D

ANALYTE	RRF					CURVE TYPE	COEFFICIENT			#	MIN RRF	%RSD	#	MAX %RSD	R^2 OR COD	#	MIN R^2 OR COD
	LVL 1 LVL 6	LVL 2	LVL 3	LVL 4	LVL 5		B	M1	M2								
PCB-1016 Peak 1	0.0239 0.0154	0.0203	0.0186	0.0169	0.0160	Ave		0.0185				17.2		20.0			
PCB-1016 Peak 2	0.0423 0.0311	0.0415	0.0376	0.0340	0.0323	Ave		0.0365				13.1		20.0			
PCB-1016 Peak 3	0.0848 0.0706	0.0791	0.0741	0.0701	0.0692	Ave		0.0746				8.3		20.0			
PCB-1016 Peak 4	0.0309 0.0276	0.0299	0.0276	0.0264	0.0253	Ave		0.0280				7.6		20.0			
PCB-1016 Peak 5	0.0162 0.0119	0.0150	0.0140	0.0128	0.0121	Ave		0.0136				12.4		20.0			
PCB-1260 Peak 1	0.0485 0.0389	0.0470	0.0436	0.0404	0.0388	Ave		0.0429				9.7		20.0			
PCB-1260 Peak 2	0.0567 0.0461	0.0544	0.0510	0.0473	0.0455	Ave		0.0502				9.3		20.0			
PCB-1260 Peak 3	0.0444 0.0354	0.0394	0.0384	0.0367	0.0350	Ave		0.0382				9.1		20.0			
PCB-1260 Peak 4	0.1034 0.0899	0.0982	0.0929	0.0881	0.0871	Ave		0.0933				6.9		20.0			
PCB-1260 Peak 5	0.0722 0.0611	0.0698	0.0654	0.0609	0.0596	Ave		0.0648				8.0		20.0			
Tetrachloro-m-xylene	1.0844 0.9675	1.0436	0.9841	0.9774	0.9632	Ave		1.0034				4.9		20.0			
DCB Decachlorobiphenyl	1.0387 0.7845	0.9674	0.8913	0.8286	0.7790	Ave		0.8816				11.9		20.0			

Note: The M1 coefficient is the same as Ave RRF for an Ave curve type.

FORM VI
PCBS BY INTERNAL STANDARD - INITIAL CALIBRATION DATA
RESPONSE AND CONCENTRATION

Lab Name: TestAmerica Canton Job No.: 240-100018-1 Analy Batch No.: 337545

SDG No.:

Instrument ID: A2HP13 GC Column: CLP-2 (0.53 ID: 0.53(mm) Heated Purge: (Y/N) N

Calibration Start Date: 07/23/2018 23:04 Calibration End Date: 07/24/2018 00:31 Calibration ID: 46224

Calibration Files:

LEVEL:	LAB SAMPLE ID:	LAB FILE ID:
Level 1	STD005 240-337545/28	P13072328.D
Level 2	STD01 240-337545/29	P13072329.D
Level 3	STD02 240-337545/30	P13072330.D
Level 4	STD05 240-337545/31	P13072331.D
Level 5	STD1 240-337545/32	P13072332.D
Level 6	STD15 240-337545/33	P13072333.D

ANALYTE	IS REF	CURVE TYPE	RESPONSE					CONCENTRATION (NG/UL)				
			LVL 1 LVL 6	LVL 2	LVL 3	LVL 4	LVL 5	LVL 1 LVL 6	LVL 2	LVL 3	LVL 4	LVL 5
PCB-1016 Peak 1	BNB	Ave	851380 16870334	1481628	2815916	6360052	11692584	0.0500 1.50	0.100	0.200	0.500	1.00
PCB-1016 Peak 2	BNB	Ave	1508325 34008940	3032682	5702506	12808289	23604893	0.0500 1.50	0.100	0.200	0.500	1.00
PCB-1016 Peak 3	BNB	Ave	3019854 77236019	5785242	11227843	26393385	50624055	0.0500 1.50	0.100	0.200	0.500	1.00
PCB-1016 Peak 4	BNB	Ave	1101702 30151426	2188298	4189370	9953068	18511562	0.0500 1.50	0.100	0.200	0.500	1.00
PCB-1016 Peak 5	BNB	Ave	575961 13027374	1093915	2117588	4804181	8854989	0.0500 1.50	0.100	0.200	0.500	1.00
PCB-1260 Peak 1	BNB	Ave	1726415 42608223	3439842	6608377	15232081	28385510	0.0500 1.50	0.100	0.200	0.500	1.00
PCB-1260 Peak 2	BNB	Ave	2020343 50417851	3981013	7727498	17823697	33281507	0.0500 1.50	0.100	0.200	0.500	1.00
PCB-1260 Peak 3	BNB	Ave	1583256 38774266	2881654	5822744	13818226	25612657	0.0500 1.50	0.100	0.200	0.500	1.00
PCB-1260 Peak 4	BNB	Ave	3684034 98413571	7183337	14073446	33167895	63744105	0.0500 1.50	0.100	0.200	0.500	1.00
PCB-1260 Peak 5	BNB	Ave	2571225 66887617	5103553	9908914	22935276	43599864	0.0500 1.50	0.100	0.200	0.500	1.00
Tetrachloro-m-xylene	BNB	Ave	1931321 70581448	3816263	7458307	18407407	35248070	0.00250 0.100	0.00500	0.0100	0.0250	0.0500
DCB Decachlorobiphenyl	BNB	Ave	1849926 57230966	3537711	6754926	15605945	28508528	0.00250 0.100	0.00500	0.0100	0.0250	0.0500

Curve Type Legend:
Ave = Average ISTD

FORM VII
PCBS CONTINUING CALIBRATION DATA

Lab Name: TestAmerica Canton Job No.: 240-100018-1

SDG No.:

Lab Sample ID: ICV 240-329392/35 Calibration Date: 06/01/2018 03:57

Instrument ID: A2HP10 Calib Start Date: 05/31/2018 18:06

GC Column: CLP-1 (0.53mm) ID: 0.53(mm) Calib End Date: 05/31/2018 19:42

Lab File ID: P10053135.D Conc. Units: ng/uL

ANALYTE	CURVE TYPE	AVE RRF	RRF	MIN RRF	CALC AMOUNT	SPIKE AMOUNT	%D	MAX %D
PCB-1232 Peak 1	Ave	0.0193	0.0185		0.480	0.500	-4.1	20.0
PCB-1232 Peak 2	Ave	0.0145	0.0157		0.541	0.500	8.2	20.0
PCB-1232 Peak 3	Ave	0.0323	0.0248		0.384	0.500	-23.2*	20.0
PCB-1232 Peak 4	Ave	0.0139	0.0161		0.578	0.500	15.7	20.0
PCB-1232 Peak 5	Ave	0.0130	0.0148		0.570	0.500	14.0	20.0

average %D 2.12

FORM VII
PCBS CONTINUING CALIBRATION RETENTION TIME SUMMARY

Lab Name: TestAmerica Canton Job No.: 240-100018-1

SDG No.:

Lab Sample ID: ICV 240-329392/35 Calibration Date: 06/01/2018 03:57

Instrument ID: A2HP10 Calib Start Date: 05/31/2018 18:06

GC Column: CLP-1 (0.53mm) ID: 0.53(mm) Calib End Date: 05/31/2018 19:42

Lab File ID: P10053135.D

Analyte	RT	RT WINDOW	
		FROM	TO
PCB-1232 Peak 1	4.49	4.47	4.51
PCB-1232 Peak 2	4.94	4.92	4.96
PCB-1232 Peak 3	5.52	5.50	5.54
PCB-1232 Peak 4	5.68	5.67	5.70
PCB-1232 Peak 5	6.19	6.17	6.21

FORM VII
PCBS CONTINUING CALIBRATION DATA

Lab Name: TestAmerica Canton Job No.: 240-100018-1

SDG No.:

Lab Sample ID: ICV 240-329392/35 Calibration Date: 06/01/2018 03:57

Instrument ID: A2HP10 Calib Start Date: 05/31/2018 18:06

GC Column: CLP-2 (0.53mm) ID: 0.53(mm) Calib End Date: 05/31/2018 19:42

Lab File ID: P10053135.D Conc. Units: ng/uL

ANALYTE	CURVE TYPE	AVE RRF	RRF	MIN RRF	CALC AMOUNT	SPIKE AMOUNT	%D	MAX %D
PCB-1232 Peak 1	Ave	0.0214	0.0217		0.507	0.500	1.4	20.0
PCB-1232 Peak 2	Ave	0.0174	0.0172		0.494	0.500	-1.3	20.0
PCB-1232 Peak 3	Ave	0.0358	0.0399		0.557	0.500	11.5	20.0
PCB-1232 Peak 4	Ave	0.0157	0.0165		0.526	0.500	5.2	20.0
PCB-1232 Peak 5	Ave	0.0114	0.0127		0.553	0.500	10.6	20.0

FORM VII
PCBS CONTINUING CALIBRATION RETENTION TIME SUMMARY

Lab Name: TestAmerica Canton Job No.: 240-100018-1

SDG No.:

Lab Sample ID: ICV 240-329392/35 Calibration Date: 06/01/2018 03:57

Instrument ID: A2HP10 Calib Start Date: 05/31/2018 18:06

GC Column: CLP-2 (0.53mm) ID: 0.53(mm) Calib End Date: 05/31/2018 19:42

Lab File ID: P10053135.D

Analyte	RT	RT WINDOW	
		FROM	TO
PCB-1232 Peak 1	5.35	5.33	5.37
PCB-1232 Peak 2	5.89	5.88	5.92
PCB-1232 Peak 3	6.48	6.46	6.50
PCB-1232 Peak 4	6.65	6.63	6.67
PCB-1232 Peak 5	7.23	7.21	7.25

FORM VII
PCBS CONTINUING CALIBRATION DATA

Lab Name: TestAmerica Canton Job No.: 240-100018-1

SDG No.:

Lab Sample ID: ICV 240-329392/36 Calibration Date: 06/01/2018 04:16

Instrument ID: A2HP10 Calib Start Date: 05/31/2018 20:01

GC Column: CLP-1 (0.53mm) ID: 0.53(mm) Calib End Date: 05/31/2018 21:36

Lab File ID: P10053136.D Conc. Units: ng/uL

ANALYTE	CURVE TYPE	AVE RRF	RRF	MIN RRF	CALC AMOUNT	SPIKE AMOUNT	%D	MAX %D
PCB-1242 Peak 1	Ave	0.0136	0.0118		0.432	0.500	-13.5	20.0
PCB-1242 Peak 2	Ave	0.0249	0.0241		0.484	0.500	-3.2	20.0
PCB-1242 Peak 3	Ave	0.0576	0.0409		0.355	0.500	-29.0*	20.0
PCB-1242 Peak 4	Ave	0.0250	0.0254		0.507	0.500	1.3	20.0
PCB-1242 Peak 5	Ave	0.0261	0.0254		0.487	0.500	-2.6	20.0

average %D -9.4

FORM VII
PCBS CONTINUING CALIBRATION RETENTION TIME SUMMARY

Lab Name: TestAmerica Canton Job No.: 240-100018-1

SDG No.:

Lab Sample ID: ICV 240-329392/36 Calibration Date: 06/01/2018 04:16

Instrument ID: A2HP10 Calib Start Date: 05/31/2018 20:01

GC Column: CLP-1 (0.53mm) ID: 0.53(mm) Calib End Date: 05/31/2018 21:36

Lab File ID: P10053136.D

Analyte	RT	RT WINDOW	
		FROM	TO
PCB-1242 Peak 1	4.49	4.47	4.51
PCB-1242 Peak 2	4.94	4.93	4.96
PCB-1242 Peak 3	5.52	5.50	5.54
PCB-1242 Peak 4	5.68	5.67	5.71
PCB-1242 Peak 5	6.19	6.17	6.21

FORM VII
PCBS CONTINUING CALIBRATION DATA

Lab Name: TestAmerica Canton Job No.: 240-100018-1

SDG No.:

Lab Sample ID: ICV 240-329392/36 Calibration Date: 06/01/2018 04:16

Instrument ID: A2HP10 Calib Start Date: 05/31/2018 20:01

GC Column: CLP-2 (0.53mm) ID: 0.53(mm) Calib End Date: 05/31/2018 21:36

Lab File ID: P10053136.D Conc. Units: ng/uL

ANALYTE	CURVE TYPE	AVE RRF	RRF	MIN RRF	CALC AMOUNT	SPIKE AMOUNT	%D	MAX %D
PCB-1242 Peak 1	Ave	0.0149	0.0145		0.487	0.500	-2.6	20.0
PCB-1242 Peak 2	Ave	0.0291	0.0270		0.464	0.500	-7.3	20.0
PCB-1242 Peak 3	Ave	0.0639	0.0643		0.503	0.500	0.6	20.0
PCB-1242 Peak 4	Ave	0.0284	0.0268		0.471	0.500	-5.7	20.0
PCB-1242 Peak 5	Ave	0.0153	0.0153		0.500	0.500	-0.0	20.0

FORM VII
PCBS CONTINUING CALIBRATION RETENTION TIME SUMMARY

Lab Name: TestAmerica Canton Job No.: 240-100018-1

SDG No.:

Lab Sample ID: ICV 240-329392/36 Calibration Date: 06/01/2018 04:16

Instrument ID: A2HP10 Calib Start Date: 05/31/2018 20:01

GC Column: CLP-2 (0.53mm) ID: 0.53(mm) Calib End Date: 05/31/2018 21:36

Lab File ID: P10053136.D

Analyte	RT	RT WINDOW	
		FROM	TO
PCB-1242 Peak 1	5.35	5.33	5.37
PCB-1242 Peak 2	5.89	5.88	5.91
PCB-1242 Peak 3	6.48	6.46	6.50
PCB-1242 Peak 4	6.65	6.63	6.67
PCB-1242 Peak 5	6.96	6.94	6.98

FORM VII
PCBS CONTINUING CALIBRATION DATA

Lab Name: TestAmerica Canton Job No.: 240-100018-1

SDG No.:

Lab Sample ID: ICV 240-329392/37 Calibration Date: 06/01/2018 04:35

Instrument ID: A2HP10 Calib Start Date: 05/31/2018 21:55

GC Column: CLP-1 (0.53mm) ID: 0.53(mm) Calib End Date: 05/31/2018 23:31

Lab File ID: P10053137.D Conc. Units: ng/uL

ANALYTE	CURVE TYPE	AVE RRF	RRF	MIN RRF	CALC AMOUNT	SPIKE AMOUNT	%D	MAX %D
PCB-1248 Peak 1	Ave	0.0132	0.0129		0.486	0.500	-2.8	20.0
PCB-1248 Peak 2	Ave	0.0367	0.0267		0.364	0.500	-27.2*	20.0
PCB-1248 Peak 3	Ave	0.0383	0.0387		0.505	0.500	1.0	20.0
PCB-1248 Peak 4	Ave	0.0293	0.0306		0.522	0.500	4.4	20.0
PCB-1248 Peak 5	Ave	0.0192	0.0201		0.525	0.500	5.0	20.0

average %D -3.92

FORM VII
PCBS CONTINUING CALIBRATION RETENTION TIME SUMMARY

Lab Name: TestAmerica Canton Job No.: 240-100018-1

SDG No.:

Lab Sample ID: ICV 240-329392/37 Calibration Date: 06/01/2018 04:35

Instrument ID: A2HP10 Calib Start Date: 05/31/2018 21:55

GC Column: CLP-1 (0.53mm) ID: 0.53(mm) Calib End Date: 05/31/2018 23:31

Lab File ID: P10053137.D

Analyte	RT	RT WINDOW	
		FROM	TO
PCB-1248 Peak 1	4.94	4.92	4.96
PCB-1248 Peak 2	5.50	5.49	5.53
PCB-1248 Peak 3	6.19	6.17	6.21
PCB-1248 Peak 4	6.96	6.94	6.98
PCB-1248 Peak 5	7.43	7.41	7.45

FORM VII
PCBS CONTINUING CALIBRATION DATA

Lab Name: TestAmerica Canton Job No.: 240-100018-1

SDG No.:

Lab Sample ID: ICV 240-329392/37 Calibration Date: 06/01/2018 04:35

Instrument ID: A2HP10 Calib Start Date: 05/31/2018 21:55

GC Column: CLP-2 (0.53mm) ID: 0.53(mm) Calib End Date: 05/31/2018 23:31

Lab File ID: P10053137.D Conc. Units: ng/uL

ANALYTE	CURVE TYPE	AVE RRF	RRF	MIN RRF	CALC AMOUNT	SPIKE AMOUNT	%D	MAX %D
PCB-1248 Peak 1	Ave	0.0167	0.0143		0.427	0.500	-14.7	20.0
PCB-1248 Peak 2	Ave	0.0408	0.0416		0.510	0.500	1.9	20.0
PCB-1248 Peak 3	Ave	0.0353	0.0356		0.504	0.500	0.8	20.0
PCB-1248 Peak 4	Ave	0.0396	0.0416		0.525	0.500	4.9	20.0
PCB-1248 Peak 5	Ave	0.0216	0.0183		0.425	0.500	-14.9	20.0

FORM VII
PCBS CONTINUING CALIBRATION RETENTION TIME SUMMARY

Lab Name: TestAmerica Canton Job No.: 240-100018-1

SDG No.:

Lab Sample ID: ICV 240-329392/37 Calibration Date: 06/01/2018 04:35

Instrument ID: A2HP10 Calib Start Date: 05/31/2018 21:55

GC Column: CLP-2 (0.53mm) ID: 0.53(mm) Calib End Date: 05/31/2018 23:31

Lab File ID: P10053137.D

Analyte	RT	RT WINDOW	
		FROM	TO
PCB-1248 Peak 1	5.89	5.87	5.91
PCB-1248 Peak 2	6.48	6.46	6.50
PCB-1248 Peak 3	7.38	7.36	7.40
PCB-1248 Peak 4	7.75	7.73	7.77
PCB-1248 Peak 5	8.52	8.50	8.53

FORM VII
PCBS CONTINUING CALIBRATION DATA

Lab Name: TestAmerica Canton Job No.: 240-100018-1

SDG No.:

Lab Sample ID: ICV 240-329392/38 Calibration Date: 06/01/2018 04:54

Instrument ID: A2HP10 Calib Start Date: 05/31/2018 23:50

GC Column: CLP-1 (0.53mm) ID: 0.53(mm) Calib End Date: 06/01/2018 01:25

Lab File ID: P10053138.D Conc. Units: ng/uL

ANALYTE	CURVE TYPE	AVE RRF	RRF	MIN RRF	CALC AMOUNT	SPIKE AMOUNT	%D	MAX %D
PCB-1254 Peak 1	Ave	0.0408	0.0386		0.473	0.500	-5.3	20.0
PCB-1254 Peak 2	Ave	0.0568	0.0540		0.475	0.500	-4.9	20.0
PCB-1254 Peak 3	Ave	0.0439	0.0417		0.475	0.500	-5.0	20.0
PCB-1254 Peak 4	Ave	0.0381	0.0377		0.495	0.500	-0.9	20.0
PCB-1254 Peak 5	Ave	0.0579	0.0600		0.518	0.500	3.6	20.0

FORM VII
PCBS CONTINUING CALIBRATION RETENTION TIME SUMMARY

Lab Name: TestAmerica Canton Job No.: 240-100018-1

SDG No.:

Lab Sample ID: ICV 240-329392/38 Calibration Date: 06/01/2018 04:54

Instrument ID: A2HP10 Calib Start Date: 05/31/2018 23:50

GC Column: CLP-1 (0.53mm) ID: 0.53(mm) Calib End Date: 06/01/2018 01:25

Lab File ID: P10053138.D

Analyte	RT	RT WINDOW	
		FROM	TO
PCB-1254 Peak 1	6.97	6.95	6.99
PCB-1254 Peak 2	7.43	7.41	7.45
PCB-1254 Peak 3	7.75	7.73	7.77
PCB-1254 Peak 4	7.97	7.95	7.99
PCB-1254 Peak 5	8.29	8.27	8.31

FORM VII
PCBS CONTINUING CALIBRATION DATA

Lab Name: TestAmerica Canton Job No.: 240-100018-1

SDG No.:

Lab Sample ID: ICV 240-329392/38 Calibration Date: 06/01/2018 04:54

Instrument ID: A2HP10 Calib Start Date: 05/31/2018 23:50

GC Column: CLP-2 (0.53mm) ID: 0.53(mm) Calib End Date: 06/01/2018 01:25

Lab File ID: P10053138.D Conc. Units: ng/uL

ANALYTE	CURVE TYPE	AVE RRF	RRF	MIN RRF	CALC AMOUNT	SPIKE AMOUNT	%D	MAX %D
PCB-1254 Peak 1	Ave	0.0363	0.0342		0.471	0.500	-5.7	20.0
PCB-1254 Peak 2	Ave	0.0413	0.0389		0.470	0.500	-6.0	20.0
PCB-1254 Peak 3	Ave	0.0641	0.0478		0.372	0.500	-25.5*	20.0
PCB-1254 Peak 4	Ave	0.0439	0.0425		0.485	0.500	-3.0	20.0
PCB-1254 Peak 5	Ave	0.0606	0.0569		0.470	0.500	-6.0	20.0

average %D -9.24

FORM VII
PCBS CONTINUING CALIBRATION RETENTION TIME SUMMARY

Lab Name: TestAmerica Canton Job No.: 240-100018-1

SDG No.:

Lab Sample ID: ICV 240-329392/38 Calibration Date: 06/01/2018 04:54

Instrument ID: A2HP10 Calib Start Date: 05/31/2018 23:50

GC Column: CLP-2 (0.53mm) ID: 0.53(mm) Calib End Date: 06/01/2018 01:25

Lab File ID: P10053138.D

Analyte	RT	RT WINDOW	
		FROM	TO
PCB-1254 Peak 1	7.74	7.73	7.76
PCB-1254 Peak 2	7.98	7.96	8.00
PCB-1254 Peak 3	8.52	8.50	8.54
PCB-1254 Peak 4	8.79	8.77	8.81
PCB-1254 Peak 5	9.41	9.39	9.43

FORM VII
PCBS CONTINUING CALIBRATION DATA

Lab Name: TestAmerica Canton Job No.: 240-100018-1

SDG No.:

Lab Sample ID: ICV 240-329392/39 Calibration Date: 06/01/2018 05:13

Instrument ID: A2HP10 Calib Start Date: 06/01/2018 01:44

GC Column: CLP-1 (0.53mm) ID: 0.53(mm) Calib End Date: 06/01/2018 03:19

Lab File ID: P10053139.D Conc. Units: ng/uL

ANALYTE	CURVE TYPE	AVE RRF	RRF	MIN RRF	CALC AMOUNT	SPIKE AMOUNT	%D	MAX %D
PCB-1016 Peak 1	Ave	0.0166	0.0167		0.501	0.500	0.3	20.0
PCB-1016 Peak 2	Ave	0.0303	0.0324		0.534	0.500	6.9	20.0
PCB-1016 Peak 3	Ave	0.0709	0.0543		0.382	0.500	-23.5*	20.0
PCB-1016 Peak 4	Ave	0.0305	0.0329		0.539	0.500	7.9	20.0
PCB-1016 Peak 5	Ave	0.0141	0.0140		0.496	0.500	-0.8	20.0
PCB-1260 Peak 1	Ave	0.0422	0.0487		0.577	0.500	15.5	20.0
PCB-1260 Peak 2	Ave	0.0767	0.0908		0.592	0.500	18.4	20.0
PCB-1260 Peak 3	Ave	0.0716	0.0864		0.604	0.500	20.8*	20.0
PCB-1260 Peak 4	Ave	0.1082	0.1156		0.534	0.500	6.8	20.0
PCB-1260 Peak 5	Ave	0.0508	0.0509		0.501	0.500	0.1	20.0
Tetrachloro-m-xylene	Ave	1.015	1.042		0.0256	0.0250	2.6	20.0
DCB Decachlorobiphenyl	Ave	1.011	1.086		0.0269	0.0250	7.4	20.0

average %D 1016 -1.9

average %D 1260 6.02

FORM VII
PCBS CONTINUING CALIBRATION RETENTION TIME SUMMARY

Lab Name: TestAmerica Canton Job No.: 240-100018-1

SDG No.:

Lab Sample ID: ICV 240-329392/39 Calibration Date: 06/01/2018 05:13

Instrument ID: A2HP10 Calib Start Date: 06/01/2018 01:44

GC Column: CLP-1 (0.53mm) ID: 0.53(mm) Calib End Date: 06/01/2018 03:19

Lab File ID: P10053139.D

Analyte	RT	RT WINDOW	
		FROM	TO
PCB-1016 Peak 1	4.49	4.47	4.51
PCB-1016 Peak 2	4.94	4.93	4.96
PCB-1016 Peak 3	5.52	5.50	5.54
PCB-1016 Peak 4	5.68	5.67	5.70
PCB-1016 Peak 5	5.99	5.97	6.01
PCB-1260 Peak 1	7.64	7.63	7.66
PCB-1260 Peak 2	7.97	7.95	7.99
PCB-1260 Peak 3	8.28	8.27	8.31
PCB-1260 Peak 4	9.06	9.04	9.08
PCB-1260 Peak 5	9.37	9.36	9.39
Tetrachloro-m-xylene	4.00	3.98	4.01
DCB Decachlorobiphenyl	10.59	10.57	10.61

FORM VII
PCBS CONTINUING CALIBRATION DATA

Lab Name: TestAmerica Canton Job No.: 240-100018-1

SDG No.:

Lab Sample ID: ICV 240-329392/39 Calibration Date: 06/01/2018 05:13

Instrument ID: A2HP10 Calib Start Date: 06/01/2018 01:44

GC Column: CLP-2 (0.53mm) ID: 0.53(mm) Calib End Date: 06/01/2018 03:19

Lab File ID: P10053139.D Conc. Units: ng/uL

ANALYTE	CURVE TYPE	AVE RRF	RRF	MIN RRF	CALC AMOUNT	SPIKE AMOUNT	%D	MAX %D
PCB-1016 Peak 1	Ave	0.0172	0.0195		0.566	0.500	13.3	20.0
PCB-1016 Peak 2	Ave	0.0354	0.0347		0.490	0.500	-2.1	20.0
PCB-1016 Peak 3	Ave	0.0770	0.0835		0.542	0.500	8.4	20.0
PCB-1016 Peak 4	Ave	0.0329	0.0337		0.512	0.500	2.4	20.0
PCB-1016 Peak 5	Ave	0.0137	0.0144		0.524	0.500	4.9	20.0
PCB-1260 Peak 1	Ave	0.0466	0.0521		0.558	0.500	11.6	20.0
PCB-1260 Peak 2	Ave	0.0544	0.0617		0.567	0.500	13.4	20.0
PCB-1260 Peak 3	Ave	0.0440	0.0411		0.466	0.500	-6.7	20.0
PCB-1260 Peak 4	Ave	0.1115	0.1304		0.585	0.500	16.9	20.0
PCB-1260 Peak 5	Ave	0.0772	0.0896		0.581	0.500	16.2	20.0
Tetrachloro-m-xylene	Ave	0.9902	1.054		0.0266	0.0250	6.5	20.0
DCB Decachlorobiphenyl	Ave	1.047	1.072		0.0256	0.0250	2.4	20.0

FORM VII
PCBS CONTINUING CALIBRATION RETENTION TIME SUMMARY

Lab Name: TestAmerica Canton Job No.: 240-100018-1

SDG No.:

Lab Sample ID: ICV 240-329392/39 Calibration Date: 06/01/2018 05:13

Instrument ID: A2HP10 Calib Start Date: 06/01/2018 01:44

GC Column: CLP-2 (0.53mm) ID: 0.53(mm) Calib End Date: 06/01/2018 03:19

Lab File ID: P10053139.D

Analyte	RT	RT WINDOW	
		FROM	TO
PCB-1016 Peak 1	5.35	5.33	5.37
PCB-1016 Peak 2	5.89	5.88	5.91
PCB-1016 Peak 3	6.48	6.46	6.50
PCB-1016 Peak 4	6.65	6.63	6.67
PCB-1016 Peak 5	7.00	6.99	7.02
PCB-1260 Peak 1	8.75	8.73	8.76
PCB-1260 Peak 2	9.00	8.98	9.02
PCB-1260 Peak 3	9.52	9.50	9.54
PCB-1260 Peak 4	10.15	10.13	10.17
PCB-1260 Peak 5	10.54	10.52	10.56
Tetrachloro-m-xylene	4.63	4.61	4.65
DCB Decachlorobiphenyl	11.65	11.64	11.67

FORM VII
PCBS CONTINUING CALIBRATION DATA

Lab Name: TestAmerica Canton Job No.: 240-100018-1

SDG No.:

Lab Sample ID: ICV 240-329392/40 Calibration Date: 06/01/2018 05:32

Instrument ID: A2HP10 Calib Start Date: 05/31/2018 18:06

GC Column: CLP-1 (0.53mm) ID: 0.53(mm) Calib End Date: 05/31/2018 19:42

Lab File ID: P10053140.D Conc. Units: ng/uL

ANALYTE	CURVE TYPE	AVE RRF	RRF	MIN RRF	CALC AMOUNT	SPIKE AMOUNT	%D	MAX %D
PCB-1262 Peak 1	Ave	0.0516	0.0514		0.498	0.500	-0.4	20.0
PCB-1262 Peak 2	Ave	0.0640	0.0645		0.503	0.500	0.7	20.0
PCB-1262 Peak 3	Ave	0.0537	0.0556		0.517	0.500	3.5	20.0
PCB-1262 Peak 4	Ave	0.1289	0.1045		0.405	0.500	-18.9	20.0
PCB-1262 Peak 5	Ave	0.0502	0.0372		0.370	0.500	-26.0*	20.0

average %D 1262 -8.22

FORM VII
PCBS CONTINUING CALIBRATION RETENTION TIME SUMMARY

Lab Name: TestAmerica Canton Job No.: 240-100018-1

SDG No.:

Lab Sample ID: ICV 240-329392/40 Calibration Date: 06/01/2018 05:32

Instrument ID: A2HP10 Calib Start Date: 05/31/2018 18:06

GC Column: CLP-1 (0.53mm) ID: 0.53(mm) Calib End Date: 05/31/2018 19:42

Lab File ID: P10053140.D

Analyte	RT	RT WINDOW	
		FROM	TO
PCB-1262 Peak 1	7.97	7.96	7.99
PCB-1262 Peak 2	8.42	8.41	8.45
PCB-1262 Peak 3	8.70	8.69	8.73
PCB-1262 Peak 4	9.06	9.05	9.08
PCB-1262 Peak 5	9.42	9.41	9.45

FORM VII
PCBS CONTINUING CALIBRATION DATA

Lab Name: TestAmerica Canton Job No.: 240-100018-1

SDG No.:

Lab Sample ID: ICV 240-329392/40 Calibration Date: 06/01/2018 05:32

Instrument ID: A2HP10 Calib Start Date: 05/31/2018 18:06

GC Column: CLP-2 (0.53mm) ID: 0.53(mm) Calib End Date: 05/31/2018 19:42

Lab File ID: P10053140.D Conc. Units: ng/uL

ANALYTE	CURVE TYPE	AVE RRF	RRF	MIN RRF	CALC AMOUNT	SPIKE AMOUNT	%D	MAX %D
PCB-1262 Peak 1	Ave	0.0440	0.0437		0.497	0.500	-0.6	20.0
PCB-1262 Peak 2	Ave	0.0655	0.0627		0.479	0.500	-4.2	20.0
PCB-1262 Peak 3	Ave	0.0596	0.0589		0.494	0.500	-1.1	20.0
PCB-1262 Peak 4	Ave	0.1266	0.1307		0.516	0.500	3.2	20.0
PCB-1262 Peak 5	Ave	0.0915	0.0940		0.513	0.500	2.6	20.0

FORM VII
PCBS CONTINUING CALIBRATION RETENTION TIME SUMMARY

Lab Name: TestAmerica Canton Job No.: 240-100018-1

SDG No.:

Lab Sample ID: ICV 240-329392/40 Calibration Date: 06/01/2018 05:32

Instrument ID: A2HP10 Calib Start Date: 05/31/2018 18:06

GC Column: CLP-2 (0.53mm) ID: 0.53(mm) Calib End Date: 05/31/2018 19:42

Lab File ID: P10053140.D

Analyte	RT	RT WINDOW	
		FROM	TO
PCB-1262 Peak 1	9.00	8.98	9.02
PCB-1262 Peak 2	9.52	9.50	9.54
PCB-1262 Peak 3	9.85	9.84	9.87
PCB-1262 Peak 4	10.15	10.14	10.17
PCB-1262 Peak 5	10.54	10.52	10.56

FORM VII
PCBS CONTINUING CALIBRATION DATA

Lab Name: TestAmerica Canton Job No.: 240-100018-1

SDG No.:

Lab Sample ID: ICV 240-329392/41 Calibration Date: 06/01/2018 05:51

Instrument ID: A2HP10 Calib Start Date: 05/31/2018 20:01

GC Column: CLP-1 (0.53mm) ID: 0.53(mm) Calib End Date: 05/31/2018 21:36

Lab File ID: P10053141.D Conc. Units: ng/uL

ANALYTE	CURVE TYPE	AVE RRF	RRF	MIN RRF	CALC AMOUNT	SPIKE AMOUNT	%D	MAX %D
PCB-1268 Peak 1	Ave	0.1452	0.1230		0.424	0.500	-15.3	20.0
PCB-1268 Peak 2	Ave	0.1460	0.1424		0.488	0.500	-2.5	20.0
PCB-1268 Peak 3	Ave	0.1245	0.1126		0.452	0.500	-9.5	20.0
PCB-1268 Peak 4	Ave	0.0529	0.0540		0.510	0.500	1.9	20.0
PCB-1268 Peak 5	Ave	0.3940	0.3402		0.432	0.500	-13.7	20.0

FORM VII
PCBS CONTINUING CALIBRATION RETENTION TIME SUMMARY

Lab Name: TestAmerica Canton Job No.: 240-100018-1

SDG No.:

Lab Sample ID: ICV 240-329392/41 Calibration Date: 06/01/2018 05:51

Instrument ID: A2HP10 Calib Start Date: 05/31/2018 20:01

GC Column: CLP-1 (0.53mm) ID: 0.53(mm) Calib End Date: 05/31/2018 21:36

Lab File ID: P10053141.D

Analyte	RT	RT WINDOW	
		FROM	TO
PCB-1268 Peak 1	9.42	9.41	9.44
PCB-1268 Peak 2	9.46	9.45	9.49
PCB-1268 Peak 3	9.68	9.67	9.70
PCB-1268 Peak 4	10.09	10.08	10.11
PCB-1268 Peak 5	10.40	10.38	10.42

FORM VII
PCBS CONTINUING CALIBRATION DATA

Lab Name: TestAmerica Canton Job No.: 240-100018-1

SDG No.:

Lab Sample ID: ICV 240-329392/41 Calibration Date: 06/01/2018 05:51

Instrument ID: A2HP10 Calib Start Date: 05/31/2018 20:01

GC Column: CLP-2 (0.53mm) ID: 0.53(mm) Calib End Date: 05/31/2018 21:36

Lab File ID: P10053141.D Conc. Units: ng/uL

ANALYTE	CURVE TYPE	AVE RRF	RRF	MIN RRF	CALC AMOUNT	SPIKE AMOUNT	%D	MAX %D
PCB-1268 Peak 1	Ave	0.1508	0.1556		0.516	0.500	3.1	20.0
PCB-1268 Peak 2	Ave	0.1517	0.1699		0.560	0.500	12.0	20.0
PCB-1268 Peak 3	Ave	0.1282	0.1156		0.451	0.500	-9.9	20.0
PCB-1268 Peak 4	Ave	0.0547	0.0559		0.512	0.500	2.3	20.0
PCB-1268 Peak 5	Ave	0.3925	0.3435		0.438	0.500	-12.5	20.0

FORM VII
PCBS CONTINUING CALIBRATION RETENTION TIME SUMMARY

Lab Name: TestAmerica Canton Job No.: 240-100018-1

SDG No.:

Lab Sample ID: ICV 240-329392/41 Calibration Date: 06/01/2018 05:51

Instrument ID: A2HP10 Calib Start Date: 05/31/2018 20:01

GC Column: CLP-2 (0.53mm) ID: 0.53(mm) Calib End Date: 05/31/2018 21:36

Lab File ID: P10053141.D

Analyte	RT	RT WINDOW	
		FROM	TO
PCB-1268 Peak 1	10.54	10.52	10.56
PCB-1268 Peak 2	10.58	10.57	10.60
PCB-1268 Peak 3	10.84	10.82	10.86
PCB-1268 Peak 4	11.12	11.11	11.14
PCB-1268 Peak 5	11.42	11.41	11.45

FORM VII
PCBS CONTINUING CALIBRATION DATA

Lab Name: TestAmerica Canton Job No.: 240-100018-1

SDG No.:

Lab Sample ID: ICV 240-329392/42 Calibration Date: 06/01/2018 06:10

Instrument ID: A2HP10 Calib Start Date: 05/31/2018 23:50

GC Column: CLP-1 (0.53mm) ID: 0.53(mm) Calib End Date: 06/01/2018 01:25

Lab File ID: P10053142.D Conc. Units: ng/uL

ANALYTE	CURVE TYPE	AVE RRF	RRF	MIN RRF	CALC AMOUNT	SPIKE AMOUNT	%D	MAX %D
PCB-1221 Peak 1	Ave	0.0087	0.0101		0.576	0.500	15.1	20.0
PCB-1221 Peak 2	Ave	0.0057	0.0056		0.487	0.500	-2.5	20.0
PCB-1221 Peak 3	Ave	0.0210	0.0226		0.539	0.500	7.7	20.0

FORM VII
PCBS CONTINUING CALIBRATION RETENTION TIME SUMMARY

Lab Name: TestAmerica Canton Job No.: 240-100018-1

SDG No.:

Lab Sample ID: ICV 240-329392/42 Calibration Date: 06/01/2018 06:10

Instrument ID: A2HP10 Calib Start Date: 05/31/2018 23:50

GC Column: CLP-1 (0.53mm) ID: 0.53(mm) Calib End Date: 06/01/2018 01:25

Lab File ID: P10053142.D

Analyte	RT	RT WINDOW	
		FROM	TO
PCB-1221 Peak 1	4.25	4.24	4.27
PCB-1221 Peak 2	4.44	4.42	4.46
PCB-1221 Peak 3	4.49	4.47	4.51

FORM VII
PCBS CONTINUING CALIBRATION DATA

Lab Name: TestAmerica Canton Job No.: 240-100018-1

SDG No.:

Lab Sample ID: ICV 240-329392/42 Calibration Date: 06/01/2018 06:10

Instrument ID: A2HP10 Calib Start Date: 05/31/2018 23:50

GC Column: CLP-2 (0.53mm) ID: 0.53(mm) Calib End Date: 06/01/2018 01:25

Lab File ID: P10053142.D Conc. Units: ng/uL

ANALYTE	CURVE TYPE	AVE RRF	RRF	MIN RRF	CALC AMOUNT	SPIKE AMOUNT	%D	MAX %D
PCB-1221 Peak 1	Ave	0.0100	0.0099		0.490	0.500	-1.9	20.0
PCB-1221 Peak 2	Ave	0.0067	0.0070		0.524	0.500	4.8	20.0
PCB-1221 Peak 3	Ave	0.0234	0.0257		0.549	0.500	9.8	20.0

FORM VII
PCBS CONTINUING CALIBRATION RETENTION TIME SUMMARY

Lab Name: TestAmerica Canton Job No.: 240-100018-1

SDG No.:

Lab Sample ID: ICV 240-329392/42 Calibration Date: 06/01/2018 06:10

Instrument ID: A2HP10 Calib Start Date: 05/31/2018 23:50

GC Column: CLP-2 (0.53mm) ID: 0.53(mm) Calib End Date: 06/01/2018 01:25

Lab File ID: P10053142.D

Analyte	RT	RT WINDOW	
		FROM	TO
PCB-1221 Peak 1	5.08	5.06	5.10
PCB-1221 Peak 2	5.27	5.25	5.29
PCB-1221 Peak 3	5.35	5.33	5.37

FORM VII
PCBS CONTINUING CALIBRATION DATA

Lab Name: TestAmerica Canton Job No.: 240-100018-1

SDG No.:

Lab Sample ID: CCV 240-342123/3 Calibration Date: 08/23/2018 05:09

Instrument ID: A2HP10 Calib Start Date: 06/01/2018 01:44

GC Column: CLP-2 (0.53mm) ID: 0.53(mm) Calib End Date: 06/01/2018 03:19

Lab File ID: P10082303.D Conc. Units: ng/uL

ANALYTE	CURVE TYPE	AVE RRF	RRF	MIN RRF	CALC AMOUNT	SPIKE AMOUNT	%D	MAX %D
PCB-1016 Peak 1	Ave	0.0172	0.0183		0.532	0.500	6.4	20.0
PCB-1016 Peak 2	Ave	0.0354	0.0421		0.593	0.500	18.7	20.0
PCB-1016 Peak 3	Ave	0.0770	0.0801		0.520	0.500	4.1	20.0
PCB-1016 Peak 4	Ave	0.0329	0.0369		0.561	0.500	12.1	20.0
PCB-1016 Peak 5	Ave	0.0137	0.0162		0.590	0.500	18.0	20.0
PCB-1260 Peak 1	Ave	0.0466	0.0514		0.551	0.500	10.3	20.0
PCB-1260 Peak 2	Ave	0.0544	0.0561		0.516	0.500	3.1	20.0
PCB-1260 Peak 3	Ave	0.0440	0.0486		0.552	0.500	10.5	20.0
PCB-1260 Peak 4	Ave	0.1115	0.1153		0.517	0.500	3.4	20.0
PCB-1260 Peak 5	Ave	0.0772	0.0739		0.479	0.500	-4.3	20.0
Tetrachloro-m-xylene	Ave	0.9902	1.147		0.0290	0.0250	15.8	20.0
DCB Decachlorobiphenyl	Ave	1.047	1.125		0.0269	0.0250	7.4	20.0

FORM VII
PCBS CONTINUING CALIBRATION RETENTION TIME SUMMARY

Lab Name: TestAmerica Canton Job No.: 240-100018-1

SDG No.:

Lab Sample ID: CCV 240-342123/3 Calibration Date: 08/23/2018 05:09

Instrument ID: A2HP10 Calib Start Date: 06/01/2018 01:44

GC Column: CLP-2 (0.53mm) ID: 0.53(mm) Calib End Date: 06/01/2018 03:19

Lab File ID: P10082303.D

Analyte	RT	RT WINDOW	
		FROM	TO
PCB-1016 Peak 1	5.34	5.32	5.36
PCB-1016 Peak 2	5.89	5.87	5.91
PCB-1016 Peak 3	6.47	6.45	6.49
PCB-1016 Peak 4	6.64	6.62	6.66
PCB-1016 Peak 5	6.99	6.97	7.01
PCB-1260 Peak 1	8.74	8.72	8.75
PCB-1260 Peak 2	8.99	8.97	9.01
PCB-1260 Peak 3	9.50	9.48	9.52
PCB-1260 Peak 4	10.14	10.12	10.16
PCB-1260 Peak 5	10.53	10.51	10.55
Tetrachloro-m-xylene	4.63	4.61	4.65
DCB Decachlorobiphenyl	11.64	11.62	11.66

FORM VII
PCBS CONTINUING CALIBRATION DATA

Lab Name: TestAmerica Canton Job No.: 240-100018-1

SDG No.:

Lab Sample ID: CCV 240-342123/4 Calibration Date: 08/23/2018 05:28

Instrument ID: A2HP10 Calib Start Date: 05/31/2018 18:06

GC Column: CLP-2 (0.53mm) ID: 0.53(mm) Calib End Date: 05/31/2018 19:42

Lab File ID: P10082304.D Conc. Units: ng/uL

ANALYTE	CURVE TYPE	AVE RRF	RRF	MIN RRF	CALC AMOUNT	SPIKE AMOUNT	%D	MAX %D
PCB-1232 Peak 1	Ave	0.0214	0.0222		0.518	0.500	3.5	20.0
PCB-1232 Peak 2	Ave	0.0174	0.0190		0.544	0.500	8.8	20.0
PCB-1232 Peak 3	Ave	0.0358	0.0371		0.519	0.500	3.7	20.0
PCB-1232 Peak 4	Ave	0.0157	0.0179		0.570	0.500	14.0	20.0
PCB-1232 Peak 5	Ave	0.0114	0.0113		0.496	0.500	-0.8	20.0
PCB-1262 Peak 1	Ave	0.0440	0.0442		0.502	0.500	0.4	20.0
PCB-1262 Peak 2	Ave	0.0655	0.0701		0.535	0.500	7.0	20.0
PCB-1262 Peak 3	Ave	0.0596	0.0641		0.538	0.500	7.7	20.0
PCB-1262 Peak 4	Ave	0.1266	0.1264		0.499	0.500	-0.1	20.0
PCB-1262 Peak 5	Ave	0.0915	0.0880		0.481	0.500	-3.9	20.0

FORM VII
PCBS CONTINUING CALIBRATION RETENTION TIME SUMMARY

Lab Name: TestAmerica Canton Job No.: 240-100018-1

SDG No.:

Lab Sample ID: CCV 240-342123/4 Calibration Date: 08/23/2018 05:28

Instrument ID: A2HP10 Calib Start Date: 05/31/2018 18:06

GC Column: CLP-2 (0.53mm) ID: 0.53(mm) Calib End Date: 05/31/2018 19:42

Lab File ID: P10082304.D

Analyte	RT	RT WINDOW	
		FROM	TO
PCB-1232 Peak 1	5.34	5.32	5.36
PCB-1232 Peak 2	5.89	5.87	5.91
PCB-1232 Peak 3	6.47	6.45	6.49
PCB-1232 Peak 4	6.64	6.62	6.66
PCB-1232 Peak 5	7.22	7.20	7.24
PCB-1262 Peak 1	8.99	8.97	9.01
PCB-1262 Peak 2	9.50	9.48	9.52
PCB-1262 Peak 3	9.84	9.82	9.86
PCB-1262 Peak 4	10.14	10.12	10.16
PCB-1262 Peak 5	10.52	10.50	10.54

FORM VII
PCBS CONTINUING CALIBRATION DATA

Lab Name: TestAmerica Canton Job No.: 240-100018-1

SDG No.:

Lab Sample ID: CCV 240-342123/5 Calibration Date: 08/23/2018 05:47

Instrument ID: A2HP10 Calib Start Date: 05/31/2018 20:01

GC Column: CLP-2 (0.53mm) ID: 0.53(mm) Calib End Date: 05/31/2018 21:36

Lab File ID: P10082305.D Conc. Units: ng/uL

ANALYTE	CURVE TYPE	AVE RRF	RRF	MIN RRF	CALC AMOUNT	SPIKE AMOUNT	%D	MAX %D
PCB-1242 Peak 1	Ave	0.0149	0.0161		0.542	0.500	8.4	20.0
PCB-1242 Peak 2	Ave	0.0291	0.0359		0.617	0.500	23.3*	20.0
PCB-1242 Peak 3	Ave	0.0639	0.0672		0.525	0.500	5.1	20.0
PCB-1242 Peak 4	Ave	0.0284	0.0302		0.532	0.500	6.4	20.0
PCB-1242 Peak 5	Ave	0.0153	0.0160		0.522	0.500	4.4	20.0
PCB-1268 Peak 1	Ave	0.1508	0.1614		0.535	0.500	7.0	20.0
PCB-1268 Peak 2	Ave	0.1517	0.1783		0.588	0.500	17.5	20.0
PCB-1268 Peak 3	Ave	0.1282	0.1456		0.568	0.500	13.6	20.0
PCB-1268 Peak 4	Ave	0.0547	0.0579		0.530	0.500	6.0	20.0
PCB-1268 Peak 5	Ave	0.3925	0.4405		0.561	0.500	12.2	20.0

average %D 1242 9.52

FORM VII
PCBS CONTINUING CALIBRATION RETENTION TIME SUMMARY

Lab Name: TestAmerica Canton Job No.: 240-100018-1

SDG No.:

Lab Sample ID: CCV 240-342123/5 Calibration Date: 08/23/2018 05:47

Instrument ID: A2HP10 Calib Start Date: 05/31/2018 20:01

GC Column: CLP-2 (0.53mm) ID: 0.53(mm) Calib End Date: 05/31/2018 21:36

Lab File ID: P10082305.D

Analyte	RT	RT WINDOW	
		FROM	TO
PCB-1242 Peak 1	5.34	5.32	5.36
PCB-1242 Peak 2	5.89	5.87	5.91
PCB-1242 Peak 3	6.47	6.45	6.49
PCB-1242 Peak 4	6.64	6.62	6.66
PCB-1242 Peak 5	6.95	6.93	6.97
PCB-1268 Peak 1	10.52	10.50	10.54
PCB-1268 Peak 2	10.57	10.55	10.59
PCB-1268 Peak 3	10.82	10.80	10.84
PCB-1268 Peak 4	11.10	11.09	11.12
PCB-1268 Peak 5	11.41	11.39	11.42

FORM VII
PCBS CONTINUING CALIBRATION DATA

Lab Name: TestAmerica Canton Job No.: 240-100018-1

SDG No.:

Lab Sample ID: CCV 240-342123/6 Calibration Date: 08/23/2018 06:06

Instrument ID: A2HP10 Calib Start Date: 05/31/2018 21:55

GC Column: CLP-2 (0.53mm) ID: 0.53(mm) Calib End Date: 05/31/2018 23:31

Lab File ID: P10082306.D Conc. Units: ng/uL

ANALYTE	CURVE TYPE	AVE RRF	RRF	MIN RRF	CALC AMOUNT	SPIKE AMOUNT	%D	MAX %D
PCB-1248 Peak 1	Ave	0.0167	0.0183		0.548	0.500	9.6	20.0
PCB-1248 Peak 2	Ave	0.0408	0.0433		0.531	0.500	6.2	20.0
PCB-1248 Peak 3	Ave	0.0353	0.0410		0.581	0.500	16.1	20.0
PCB-1248 Peak 4	Ave	0.0396	0.0435		0.549	0.500	9.7	20.0
PCB-1248 Peak 5	Ave	0.0216	0.0229		0.531	0.500	6.2	20.0

FORM VII
PCBS CONTINUING CALIBRATION RETENTION TIME SUMMARY

Lab Name: TestAmerica Canton Job No.: 240-100018-1

SDG No.:

Lab Sample ID: CCV 240-342123/6 Calibration Date: 08/23/2018 06:06

Instrument ID: A2HP10 Calib Start Date: 05/31/2018 21:55

GC Column: CLP-2 (0.53mm) ID: 0.53(mm) Calib End Date: 05/31/2018 23:31

Lab File ID: P10082306.D

Analyte	RT	RT WINDOW	
		FROM	TO
PCB-1248 Peak 1	5.89	5.87	5.90
PCB-1248 Peak 2	6.47	6.45	6.49
PCB-1248 Peak 3	7.37	7.35	7.39
PCB-1248 Peak 4	7.74	7.72	7.76
PCB-1248 Peak 5	8.51	8.49	8.52

FORM VII
PCBS CONTINUING CALIBRATION DATA

Lab Name: TestAmerica Canton Job No.: 240-100018-1

SDG No.:

Lab Sample ID: CCV 240-342123/7 Calibration Date: 08/23/2018 06:25

Instrument ID: A2HP10 Calib Start Date: 05/31/2018 23:50

GC Column: CLP-2 (0.53mm) ID: 0.53(mm) Calib End Date: 06/01/2018 01:25

Lab File ID: P10082307.D Conc. Units: ng/uL

ANALYTE	CURVE TYPE	AVE RRF	RRF	MIN RRF	CALC AMOUNT	SPIKE AMOUNT	%D	MAX %D
PCB-1221 Peak 1	Ave	0.0100	0.0100		0.497	0.500	-0.7	20.0
PCB-1221 Peak 2	Ave	0.0067	0.0063		0.473	0.500	-5.4	20.0
PCB-1221 Peak 3	Ave	0.0234	0.0252		0.539	0.500	7.7	20.0
PCB-1254 Peak 1	Ave	0.0363	0.0456		0.629	0.500	25.7*	20.0
PCB-1254 Peak 2	Ave	0.0413	0.0440		0.532	0.500	6.3	20.0
PCB-1254 Peak 3	Ave	0.0641	0.0714		0.556	0.500	11.3	20.0
PCB-1254 Peak 4	Ave	0.0439	0.0387		0.441	0.500	-11.7	20.0
PCB-1254 Peak 5	Ave	0.0606	0.0641		0.529	0.500	5.8	20.0

average %D 1254 7.48

FORM VII
PCBS CONTINUING CALIBRATION RETENTION TIME SUMMARY

Lab Name: TestAmerica Canton Job No.: 240-100018-1

SDG No.:

Lab Sample ID: CCV 240-342123/7 Calibration Date: 08/23/2018 06:25

Instrument ID: A2HP10 Calib Start Date: 05/31/2018 23:50

GC Column: CLP-2 (0.53mm) ID: 0.53(mm) Calib End Date: 06/01/2018 01:25

Lab File ID: P10082307.D

Analyte	RT	RT WINDOW	
		FROM	TO
PCB-1221 Peak 1	5.07	5.05	5.09
PCB-1221 Peak 2	5.26	5.24	5.28
PCB-1221 Peak 3	5.34	5.32	5.36
PCB-1254 Peak 1	7.73	7.71	7.75
PCB-1254 Peak 2	7.97	7.95	7.99
PCB-1254 Peak 3	8.50	8.49	8.52
PCB-1254 Peak 4	8.78	8.76	8.80
PCB-1254 Peak 5	9.40	9.38	9.42

FORM VII
PCBS CONTINUING CALIBRATION DATA

Lab Name: TestAmerica Canton Job No.: 240-100018-1

SDG No.:

Lab Sample ID: CCVIS 240-342123/29 Calibration Date: 08/23/2018 13:26

Instrument ID: A2HP10 Calib Start Date: 06/01/2018 01:44

GC Column: CLP-2 (0.53mm) ID: 0.53(mm) Calib End Date: 06/01/2018 03:19

Lab File ID: P10082329.D Conc. Units: ng/uL

ANALYTE	CURVE TYPE	AVE RRF	RRF	MIN RRF	CALC AMOUNT	SPIKE AMOUNT	%D	MAX %D
PCB-1016 Peak 1	Ave	0.0172	0.0161		0.467	0.500	-6.6	20.0
PCB-1016 Peak 2	Ave	0.0354	0.0324		0.458	0.500	-8.4	20.0
PCB-1016 Peak 3	Ave	0.0770	0.0724		0.470	0.500	-6.0	20.0
PCB-1016 Peak 4	Ave	0.0329	0.0310		0.470	0.500	-6.0	20.0
PCB-1016 Peak 5	Ave	0.0137	0.0118		0.431	0.500	-13.7	20.0
PCB-1260 Peak 1	Ave	0.0466	0.0405		0.435	0.500	-13.1	20.0
PCB-1260 Peak 2	Ave	0.0544	0.0482		0.443	0.500	-11.4	20.0
PCB-1260 Peak 3	Ave	0.0440	0.0371		0.422	0.500	-15.7	20.0
PCB-1260 Peak 4	Ave	0.1115	0.1057		0.474	0.500	-5.2	20.0
PCB-1260 Peak 5	Ave	0.0772	0.0661		0.428	0.500	-14.3	20.0
Tetrachloro-m-xylene	Ave	0.9902	0.9781		0.0247	0.0250	-1.2	20.0
DCB Decachlorobiphenyl	Ave	1.047	0.8956		0.0214	0.0250	-14.5	20.0

FORM VII
PCBS CONTINUING CALIBRATION RETENTION TIME SUMMARY

Lab Name: TestAmerica Canton Job No.: 240-100018-1

SDG No.:

Lab Sample ID: CCVIS 240-342123/29 Calibration Date: 08/23/2018 13:26

Instrument ID: A2HP10 Calib Start Date: 06/01/2018 01:44

GC Column: CLP-2 (0.53mm) ID: 0.53(mm) Calib End Date: 06/01/2018 03:19

Lab File ID: P10082329.D

Analyte	RT	RT WINDOW	
		FROM	TO
PCB-1016 Peak 1	5.34	5.32	5.36
PCB-1016 Peak 2	5.89	5.87	5.91
PCB-1016 Peak 3	6.47	6.45	6.49
PCB-1016 Peak 4	6.64	6.62	6.66
PCB-1016 Peak 5	6.99	6.97	7.01
PCB-1260 Peak 1	8.73	8.71	8.75
PCB-1260 Peak 2	8.98	8.96	9.00
PCB-1260 Peak 3	9.50	9.48	9.52
PCB-1260 Peak 4	10.13	10.11	10.15
PCB-1260 Peak 5	10.52	10.50	10.54
Tetrachloro-m-xylene	4.63	4.61	4.65
DCB Decachlorobiphenyl	11.64	11.62	11.66

FORM VII
PCBS CONTINUING CALIBRATION DATA

Lab Name: TestAmerica Canton Job No.: 240-100018-1

SDG No.:

Lab Sample ID: ICV 240-323194/34 Calibration Date: 04/20/2018 05:39

Instrument ID: A2HP12 Calib Start Date: 04/20/2018 01:44

GC Column: CLP-1 (0.53mm) ID: 0.53(mm) Calib End Date: 04/20/2018 03:22

Lab File ID: P12041969.D Conc. Units: ng/uL

ANALYTE	CURVE TYPE	AVE RRF	RRF	MIN RRF	CALC AMOUNT	SPIKE AMOUNT	%D	MAX %D
PCB-1221 Peak 1	Ave	0.0091	0.0097		0.531	0.500	6.2	20.0
PCB-1221 Peak 2	Ave	0.0057	0.0060		0.518	0.500	3.7	20.0
PCB-1221 Peak 3	Ave	0.0211	0.0223		0.529	0.500	5.7	20.0

FORM VII
PCBS CONTINUING CALIBRATION RETENTION TIME SUMMARY

Lab Name: TestAmerica Canton Job No.: 240-100018-1

SDG No.:

Lab Sample ID: ICV 240-323194/34 Calibration Date: 04/20/2018 05:39

Instrument ID: A2HP12 Calib Start Date: 04/20/2018 01:44

GC Column: CLP-1 (0.53mm) ID: 0.53(mm) Calib End Date: 04/20/2018 03:22

Lab File ID: P12041969.D

Analyte	RT	RT WINDOW	
		FROM	TO
PCB-1221 Peak 1	4.49	4.46	4.50
PCB-1221 Peak 2	4.69	4.67	4.71
PCB-1221 Peak 3	4.75	4.73	4.77

FORM VII
PCBS CONTINUING CALIBRATION DATA

Lab Name: TestAmerica Canton Job No.: 240-100018-1

SDG No.:

Lab Sample ID: ICV 240-323194/34 Calibration Date: 04/20/2018 05:39

Instrument ID: A2HP12 Calib Start Date: 04/20/2018 01:44

GC Column: CLP-2 (0.53mm) ID: 0.53(mm) Calib End Date: 04/20/2018 03:22

Lab File ID: P12041969.D Conc. Units: ng/uL

ANALYTE	CURVE TYPE	AVE RRF	RRF	MIN RRF	CALC AMOUNT	SPIKE AMOUNT	%D	MAX %D
PCB-1221 Peak 1	Ave	0.0095	0.0097		0.508	0.500	1.6	20.0
PCB-1221 Peak 2	Ave	0.0064	0.0068		0.529	0.500	5.9	20.0
PCB-1221 Peak 3	Ave	0.0227	0.0240		0.529	0.500	5.8	20.0

FORM VII
PCBS CONTINUING CALIBRATION RETENTION TIME SUMMARY

Lab Name: TestAmerica Canton Job No.: 240-100018-1

SDG No.:

Lab Sample ID: ICV 240-323194/34 Calibration Date: 04/20/2018 05:39

Instrument ID: A2HP12 Calib Start Date: 04/20/2018 01:44

GC Column: CLP-2 (0.53mm) ID: 0.53(mm) Calib End Date: 04/20/2018 03:22

Lab File ID: P12041969.D

Analyte	RT	RT WINDOW	
		FROM	TO
PCB-1221 Peak 1	5.31	5.29	5.32
PCB-1221 Peak 2	5.51	5.49	5.53
PCB-1221 Peak 3	5.60	5.58	5.61

FORM VII
PCBS CONTINUING CALIBRATION DATA

Lab Name: TestAmerica Canton Job No.: 240-100018-1

SDG No.:

Lab Sample ID: ICV 240-323194/35 Calibration Date: 04/20/2018 05:58

Instrument ID: A2HP12 Calib Start Date: 04/19/2018 19:54

GC Column: CLP-1 (0.53mm) ID: 0.53(mm) Calib End Date: 04/19/2018 21:31

Lab File ID: P12041970.D Conc. Units: ng/uL

ANALYTE	CURVE TYPE	AVE RRF	RRF	MIN RRF	CALC AMOUNT	SPIKE AMOUNT	%D	MAX %D
PCB-1232 Peak 1	Ave	0.0190	0.0194		0.509	0.500	1.9	20.0
PCB-1232 Peak 2	Ave	0.0136	0.0151		0.553	0.500	10.6	20.0
PCB-1232 Peak 3	Ave	0.0312	0.0326		0.521	0.500	4.3	20.0
PCB-1232 Peak 4	Ave	0.0133	0.0151		0.567	0.500	13.4	20.0
PCB-1232 Peak 5	Ave	0.0126	0.0139		0.549	0.500	9.8	20.0

FORM VII
PCBS CONTINUING CALIBRATION RETENTION TIME SUMMARY

Lab Name: TestAmerica Canton Job No.: 240-100018-1

SDG No.:

Lab Sample ID: ICV 240-323194/35 Calibration Date: 04/20/2018 05:58

Instrument ID: A2HP12 Calib Start Date: 04/19/2018 19:54

GC Column: CLP-1 (0.53mm) ID: 0.53(mm) Calib End Date: 04/19/2018 21:31

Lab File ID: P12041970.D

Analyte	RT	RT WINDOW	
		FROM	TO
PCB-1232 Peak 1	4.75	4.73	4.77
PCB-1232 Peak 2	5.25	5.23	5.27
PCB-1232 Peak 3	5.87	5.85	5.89
PCB-1232 Peak 4	6.04	6.02	6.06
PCB-1232 Peak 5	6.57	6.56	6.59

FORM VII
PCBS CONTINUING CALIBRATION DATA

Lab Name: TestAmerica Canton Job No.: 240-100018-1

SDG No.:

Lab Sample ID: ICV 240-323194/35 Calibration Date: 04/20/2018 05:58

Instrument ID: A2HP12 Calib Start Date: 04/19/2018 19:54

GC Column: CLP-2 (0.53mm) ID: 0.53(mm) Calib End Date: 04/19/2018 21:31

Lab File ID: P12041970.D Conc. Units: ng/uL

ANALYTE	CURVE TYPE	AVE RRF	RRF	MIN RRF	CALC AMOUNT	SPIKE AMOUNT	%D	MAX %D
PCB-1232 Peak 1	Ave	0.0205	0.0209		0.508	0.500	1.7	20.0
PCB-1232 Peak 2	Ave	0.0164	0.0166		0.507	0.500	1.4	20.0
PCB-1232 Peak 3	Ave	0.0318	0.0345		0.543	0.500	8.7	20.0
PCB-1232 Peak 4	Ave	0.0134	0.0147		0.548	0.500	9.6	20.0
PCB-1232 Peak 5	Lin1		0.0053		0.606	0.500	21.3*	20.0

average %D 1232 8.54

FORM VII
PCBS CONTINUING CALIBRATION RETENTION TIME SUMMARY

Lab Name: TestAmerica Canton Job No.: 240-100018-1

SDG No.:

Lab Sample ID: ICV 240-323194/35 Calibration Date: 04/20/2018 05:58

Instrument ID: A2HP12 Calib Start Date: 04/19/2018 19:54

GC Column: CLP-2 (0.53mm) ID: 0.53(mm) Calib End Date: 04/19/2018 21:31

Lab File ID: P12041970.D

Analyte	RT	RT WINDOW	
		FROM	TO
PCB-1232 Peak 1	5.59	5.58	5.61
PCB-1232 Peak 2	6.17	6.15	6.19
PCB-1232 Peak 3	6.78	6.76	6.80
PCB-1232 Peak 4	6.95	6.93	6.97
PCB-1232 Peak 5	7.32	7.30	7.34

FORM VII
PCBS CONTINUING CALIBRATION DATA

Lab Name: TestAmerica Canton Job No.: 240-100018-1

SDG No.:

Lab Sample ID: ICV 240-323194/36 Calibration Date: 04/20/2018 06:18

Instrument ID: A2HP12 Calib Start Date: 04/19/2018 21:51

GC Column: CLP-1 (0.53mm) ID: 0.53(mm) Calib End Date: 04/19/2018 23:28

Lab File ID: P12041971.D Conc. Units: ng/uL

ANALYTE	CURVE TYPE	AVE RRF	RRF	MIN RRF	CALC AMOUNT	SPIKE AMOUNT	%D	MAX %D
PCB-1242 Peak 1	Ave	0.0137	0.0123		0.447	0.500	-10.6	20.0
PCB-1242 Peak 2	Ave	0.0232	0.0230		0.497	0.500	-0.7	20.0
PCB-1242 Peak 3	Ave	0.0550	0.0460		0.418	0.500	-16.4	20.0
PCB-1242 Peak 4	Ave	0.0235	0.0235		0.499	0.500	-0.1	20.0
PCB-1242 Peak 5	Ave	0.0239	0.0232		0.484	0.500	-3.2	20.0

FORM VII
PCBS CONTINUING CALIBRATION RETENTION TIME SUMMARY

Lab Name: TestAmerica Canton Job No.: 240-100018-1

SDG No.:

Lab Sample ID: ICV 240-323194/36 Calibration Date: 04/20/2018 06:18

Instrument ID: A2HP12 Calib Start Date: 04/19/2018 21:51

GC Column: CLP-1 (0.53mm) ID: 0.53(mm) Calib End Date: 04/19/2018 23:28

Lab File ID: P12041971.D

Analyte	RT	RT WINDOW	
		FROM	TO
PCB-1242 Peak 1	4.75	4.73	4.77
PCB-1242 Peak 2	5.25	5.23	5.27
PCB-1242 Peak 3	5.87	5.85	5.89
PCB-1242 Peak 4	6.04	6.02	6.06
PCB-1242 Peak 5	6.57	6.56	6.59

FORM VII
PCBS CONTINUING CALIBRATION DATA

Lab Name: TestAmerica Canton Job No.: 240-100018-1

SDG No.:

Lab Sample ID: ICV 240-323194/36 Calibration Date: 04/20/2018 06:18

Instrument ID: A2HP12 Calib Start Date: 04/19/2018 21:51

GC Column: CLP-2 (0.53mm) ID: 0.53(mm) Calib End Date: 04/19/2018 23:28

Lab File ID: P12041971.D Conc. Units: ng/uL

ANALYTE	CURVE TYPE	AVE RRF	RRF	MIN RRF	CALC AMOUNT	SPIKE AMOUNT	%D	MAX %D
PCB-1242 Peak 1	Ave	0.0143	0.0136		0.477	0.500	-4.7	20.0
PCB-1242 Peak 2	Ave	0.0260	0.0247		0.474	0.500	-5.3	20.0
PCB-1242 Peak 3	Ave	0.0549	0.0536		0.489	0.500	-2.2	20.0
PCB-1242 Peak 4	Ave	0.0231	0.0227		0.493	0.500	-1.4	20.0
PCB-1242 Peak 5	Ave	0.0097	0.0092		0.472	0.500	-5.6	20.0

FORM VII
PCBS CONTINUING CALIBRATION RETENTION TIME SUMMARY

Lab Name: TestAmerica Canton Job No.: 240-100018-1

SDG No.:

Lab Sample ID: ICV 240-323194/36 Calibration Date: 04/20/2018 06:18

Instrument ID: A2HP12 Calib Start Date: 04/19/2018 21:51

GC Column: CLP-2 (0.53mm) ID: 0.53(mm) Calib End Date: 04/19/2018 23:28

Lab File ID: P12041971.D

Analyte	RT	RT WINDOW	
		FROM	TO
PCB-1242 Peak 1	5.59	5.58	5.61
PCB-1242 Peak 2	6.17	6.15	6.19
PCB-1242 Peak 3	6.78	6.76	6.79
PCB-1242 Peak 4	6.95	6.93	6.97
PCB-1242 Peak 5	7.32	7.30	7.34

FORM VII
PCBS CONTINUING CALIBRATION DATA

Lab Name: TestAmerica Canton Job No.: 240-100018-1

SDG No.:

Lab Sample ID: ICV 240-323194/37 Calibration Date: 04/20/2018 06:37

Instrument ID: A2HP12 Calib Start Date: 04/19/2018 23:48

GC Column: CLP-1 (0.53mm) ID: 0.53(mm) Calib End Date: 04/20/2018 01:25

Lab File ID: P12041972.D Conc. Units: ng/uL

ANALYTE	CURVE TYPE	AVE RRF	RRF	MIN RRF	CALC AMOUNT	SPIKE AMOUNT	%D	MAX %D
PCB-1248 Peak 1	Ave	0.0122	0.0122		0.499	0.500	-0.2	20.0
PCB-1248 Peak 2	Ave	0.0360	0.0363		0.503	0.500	0.7	20.0
PCB-1248 Peak 3	Ave	0.0337	0.0294		0.436	0.500	-12.8	20.0
PCB-1248 Peak 4	Ave	0.0278	0.0283		0.510	0.500	2.0	20.0
PCB-1248 Peak 5	Ave	0.0183	0.0186		0.508	0.500	1.7	20.0

FORM VII
PCBS CONTINUING CALIBRATION RETENTION TIME SUMMARY

Lab Name: TestAmerica Canton Job No.: 240-100018-1

SDG No.:

Lab Sample ID: ICV 240-323194/37 Calibration Date: 04/20/2018 06:37

Instrument ID: A2HP12 Calib Start Date: 04/19/2018 23:48

GC Column: CLP-1 (0.53mm) ID: 0.53(mm) Calib End Date: 04/20/2018 01:25

Lab File ID: P12041972.D

Analyte	RT	RT WINDOW	
		FROM	TO
PCB-1248 Peak 1	5.25	5.23	5.27
PCB-1248 Peak 2	6.57	6.56	6.59
PCB-1248 Peak 3	7.11	7.09	7.13
PCB-1248 Peak 4	7.37	7.35	7.39
PCB-1248 Peak 5	7.85	7.83	7.87

FORM VII
PCBS CONTINUING CALIBRATION DATA

Lab Name: TestAmerica Canton Job No.: 240-100018-1

SDG No.:

Lab Sample ID: ICV 240-323194/37 Calibration Date: 04/20/2018 06:37

Instrument ID: A2HP12 Calib Start Date: 04/19/2018 23:48

GC Column: CLP-2 (0.53mm) ID: 0.53(mm) Calib End Date: 04/20/2018 01:25

Lab File ID: P12041972.D Conc. Units: ng/uL

ANALYTE	CURVE TYPE	AVE RRF	RRF	MIN RRF	CALC AMOUNT	SPIKE AMOUNT	%D	MAX %D
PCB-1248 Peak 1	Ave	0.0359	0.0357		0.497	0.500	-0.6	20.0
PCB-1248 Peak 2	Ave	0.0198	0.0193		0.489	0.500	-2.3	20.0
PCB-1248 Peak 3	Ave	0.0293	0.0288		0.492	0.500	-1.6	20.0
PCB-1248 Peak 4	Ave	0.0332	0.0333		0.502	0.500	0.4	20.0
PCB-1248 Peak 5	Ave	0.0181	0.0175		0.484	0.500	-3.3	20.0

FORM VII
PCBS CONTINUING CALIBRATION RETENTION TIME SUMMARY

Lab Name: TestAmerica Canton Job No.: 240-100018-1

SDG No.:

Lab Sample ID: ICV 240-323194/37 Calibration Date: 04/20/2018 06:37

Instrument ID: A2HP12 Calib Start Date: 04/19/2018 23:48

GC Column: CLP-2 (0.53mm) ID: 0.53(mm) Calib End Date: 04/20/2018 01:25

Lab File ID: P12041972.D

Analyte	RT	RT WINDOW	
		FROM	TO
PCB-1248 Peak 1	6.77	6.75	6.79
PCB-1248 Peak 2	7.22	7.20	7.24
PCB-1248 Peak 3	7.70	7.68	7.72
PCB-1248 Peak 4	8.08	8.06	8.10
PCB-1248 Peak 5	8.85	8.83	8.87

FORM VII
PCBS CONTINUING CALIBRATION DATA

Lab Name: TestAmerica Canton Job No.: 240-100018-1

SDG No.:

Lab Sample ID: ICV 240-323194/38 Calibration Date: 04/20/2018 06:56

Instrument ID: A2HP12 Calib Start Date: 04/20/2018 01:44

GC Column: CLP-1 (0.53mm) ID: 0.53(mm) Calib End Date: 04/20/2018 03:22

Lab File ID: P12041973.D Conc. Units: ng/uL

ANALYTE	CURVE TYPE	AVE RRF	RRF	MIN RRF	CALC AMOUNT	SPIKE AMOUNT	%D	MAX %D
PCB-1254 Peak 1	Ave	0.0384	0.0369		0.480	0.500	-4.1	20.0
PCB-1254 Peak 2	Ave	0.0567	0.0546		0.481	0.500	-3.8	20.0
PCB-1254 Peak 3	Ave	0.0445	0.0437		0.491	0.500	-1.8	20.0
PCB-1254 Peak 4	Ave	0.0393	0.0392		0.499	0.500	-0.2	20.0
PCB-1254 Peak 5	Ave	0.0603	0.0621		0.515	0.500	3.0	20.0

FORM VII
PCBS CONTINUING CALIBRATION RETENTION TIME SUMMARY

Lab Name: TestAmerica Canton Job No.: 240-100018-1

SDG No.:

Lab Sample ID: ICV 240-323194/38 Calibration Date: 04/20/2018 06:56

Instrument ID: A2HP12 Calib Start Date: 04/20/2018 01:44

GC Column: CLP-1 (0.53mm) ID: 0.53(mm) Calib End Date: 04/20/2018 03:22

Lab File ID: P12041973.D

Analyte	RT	RT WINDOW	
		FROM	TO
PCB-1254 Peak 1	7.38	7.36	7.40
PCB-1254 Peak 2	7.85	7.83	7.87
PCB-1254 Peak 3	8.18	8.16	8.20
PCB-1254 Peak 4	8.40	8.39	8.42
PCB-1254 Peak 5	8.73	8.71	8.75

FORM VII
PCBS CONTINUING CALIBRATION DATA

Lab Name: TestAmerica Canton Job No.: 240-100018-1

SDG No.:

Lab Sample ID: ICV 240-323194/38 Calibration Date: 04/20/2018 06:56

Instrument ID: A2HP12 Calib Start Date: 04/20/2018 01:44

GC Column: CLP-2 (0.53mm) ID: 0.53(mm) Calib End Date: 04/20/2018 03:22

Lab File ID: P12041973.D Conc. Units: ng/uL

ANALYTE	CURVE TYPE	AVE RRF	RRF	MIN RRF	CALC AMOUNT	SPIKE AMOUNT	%D	MAX %D
PCB-1254 Peak 1	Ave	0.0295	0.0270		0.458	0.500	-8.5	20.0
PCB-1254 Peak 2	Ave	0.0344	0.0319		0.463	0.500	-7.4	20.0
PCB-1254 Peak 3	Ave	0.0482	0.0443		0.460	0.500	-8.1	20.0
PCB-1254 Peak 4	Ave	0.0361	0.0339		0.469	0.500	-6.2	20.0
PCB-1254 Peak 5	Ave	0.0488	0.0479		0.491	0.500	-1.8	20.0

FORM VII
PCBS CONTINUING CALIBRATION RETENTION TIME SUMMARY

Lab Name: TestAmerica Canton Job No.: 240-100018-1

SDG No.:

Lab Sample ID: ICV 240-323194/38 Calibration Date: 04/20/2018 06:56

Instrument ID: A2HP12 Calib Start Date: 04/20/2018 01:44

GC Column: CLP-2 (0.53mm) ID: 0.53(mm) Calib End Date: 04/20/2018 03:22

Lab File ID: P12041973.D

Analyte	RT	RT WINDOW	
		FROM	TO
PCB-1254 Peak 1	8.07	8.05	8.09
PCB-1254 Peak 2	8.31	8.29	8.33
PCB-1254 Peak 3	8.85	8.83	8.87
PCB-1254 Peak 4	9.13	9.11	9.14
PCB-1254 Peak 5	9.75	9.73	9.77

FORM VII
PCBS CONTINUING CALIBRATION DATA

Lab Name: TestAmerica Canton Job No.: 240-100018-1

SDG No.:

Lab Sample ID: ICV 240-323194/39 Calibration Date: 04/20/2018 07:16

Instrument ID: A2HP12 Calib Start Date: 04/20/2018 03:41

GC Column: CLP-1 (0.53mm) ID: 0.53(mm) Calib End Date: 04/20/2018 05:19

Lab File ID: P12041974.D Conc. Units: ng/uL

ANALYTE	CURVE TYPE	AVE RRF	RRF	MIN RRF	CALC AMOUNT	SPIKE AMOUNT	%D	MAX %D
PCB-1016 Peak 1	Ave	0.0162	0.0165		0.510	0.500	2.0	20.0
PCB-1016 Peak 2	Ave	0.0290	0.0301		0.519	0.500	3.8	20.0
PCB-1016 Peak 3	Ave	0.0689	0.0645		0.468	0.500	-6.3	20.0
PCB-1016 Peak 4	Ave	0.0293	0.0305		0.521	0.500	4.2	20.0
PCB-1016 Peak 5	Ave	0.0289	0.0303		0.524	0.500	4.8	20.0
PCB-1260 Peak 1	Ave	0.0405	0.0448		0.554	0.500	10.7	20.0
PCB-1260 Peak 2	Ave	0.0678	0.0758		0.559	0.500	11.8	20.0
PCB-1260 Peak 3	Ave	0.0750	0.0840		0.560	0.500	12.1	20.0
PCB-1260 Peak 4	Ave	0.1179	0.1351		0.573	0.500	14.6	20.0
PCB-1260 Peak 5	Ave	0.0574	0.0646		0.562	0.500	12.4	20.0
Tetrachloro-m-xylene	Ave	0.9325	0.9498		0.0255	0.0250	1.9	20.0
DCB Decachlorobiphenyl	Ave	1.119	1.097		0.0245	0.0250	-2.0	20.0

FORM VII
PCBS CONTINUING CALIBRATION RETENTION TIME SUMMARY

Lab Name: TestAmerica Canton Job No.: 240-100018-1

SDG No.:

Lab Sample ID: ICV 240-323194/39 Calibration Date: 04/20/2018 07:16

Instrument ID: A2HP12 Calib Start Date: 04/20/2018 03:41

GC Column: CLP-1 (0.53mm) ID: 0.53(mm) Calib End Date: 04/20/2018 05:19

Lab File ID: P12041974.D

Analyte	RT	RT WINDOW	
		FROM	TO
PCB-1016 Peak 1	4.75	4.73	4.77
PCB-1016 Peak 2	5.25	5.23	5.27
PCB-1016 Peak 3	5.88	5.85	5.89
PCB-1016 Peak 4	6.05	6.02	6.06
PCB-1016 Peak 5	6.58	6.55	6.59
PCB-1260 Peak 1	8.07	8.05	8.09
PCB-1260 Peak 2	8.41	8.38	8.42
PCB-1260 Peak 3	8.73	8.71	8.74
PCB-1260 Peak 4	9.51	9.49	9.53
PCB-1260 Peak 5	9.83	9.81	9.85
Tetrachloro-m-xylene	4.19	4.17	4.21
DCB Decachlorobiphenyl	11.01	10.99	11.03

FORM VII
PCBS CONTINUING CALIBRATION DATA

Lab Name: TestAmerica Canton Job No.: 240-100018-1

SDG No.:

Lab Sample ID: ICV 240-323194/39 Calibration Date: 04/20/2018 07:16

Instrument ID: A2HP12 Calib Start Date: 04/20/2018 03:41

GC Column: CLP-2 (0.53mm) ID: 0.53(mm) Calib End Date: 04/20/2018 05:19

Lab File ID: P12041974.D Conc. Units: ng/uL

ANALYTE	CURVE TYPE	AVE RRF	RRF	MIN RRF	CALC AMOUNT	SPIKE AMOUNT	%D	MAX %D
PCB-1016 Peak 1	Ave	0.0167	0.0177		0.529	0.500	5.8	20.0
PCB-1016 Peak 2	Ave	0.0318	0.0322		0.506	0.500	1.2	20.0
PCB-1016 Peak 3	Ave	0.0684	0.0706		0.516	0.500	3.3	20.0
PCB-1016 Peak 4	Ave	0.0286	0.0286		0.500	0.500	-0.0	20.0
PCB-1016 Peak 5	Ave	0.0121	0.0117		0.483	0.500	-3.3	20.0
PCB-1260 Peak 1	Ave	0.0370	0.0393		0.532	0.500	6.4	20.0
PCB-1260 Peak 2	Ave	0.0447	0.0487		0.545	0.500	9.0	20.0
PCB-1260 Peak 3	Ave	0.0366	0.0388		0.530	0.500	6.0	20.0
PCB-1260 Peak 4	Ave	0.0907	0.1021		0.563	0.500	12.6	20.0
PCB-1260 Peak 5	Ave	0.0617	0.0685		0.555	0.500	11.0	20.0
Tetrachloro-m-xylene	Ave	0.9477	0.9539		0.0252	0.0250	0.6	20.0
DCB Decachlorobiphenyl	Ave	0.8253	0.8187		0.0248	0.0250	-0.8	20.0

FORM VII
PCBS CONTINUING CALIBRATION RETENTION TIME SUMMARY

Lab Name: TestAmerica Canton Job No.: 240-100018-1

SDG No.:

Lab Sample ID: ICV 240-323194/39 Calibration Date: 04/20/2018 07:16

Instrument ID: A2HP12 Calib Start Date: 04/20/2018 03:41

GC Column: CLP-2 (0.53mm) ID: 0.53(mm) Calib End Date: 04/20/2018 05:19

Lab File ID: P12041974.D

Analyte	RT	RT WINDOW	
		FROM	TO
PCB-1016 Peak 1	5.60	5.58	5.61
PCB-1016 Peak 2	6.17	6.15	6.19
PCB-1016 Peak 3	6.78	6.76	6.79
PCB-1016 Peak 4	6.95	6.93	6.97
PCB-1016 Peak 5	7.32	7.30	7.34
PCB-1260 Peak 1	9.09	9.07	9.11
PCB-1260 Peak 2	9.34	9.32	9.36
PCB-1260 Peak 3	10.20	10.18	10.22
PCB-1260 Peak 4	10.49	10.47	10.51
PCB-1260 Peak 5	10.86	10.85	10.88
Tetrachloro-m-xylene	4.83	4.81	4.85
DCB Decachlorobiphenyl	11.96	11.94	11.98

FORM VII
PCBS CONTINUING CALIBRATION DATA

Lab Name: TestAmerica Canton Job No.: 240-100018-1

SDG No.:

Lab Sample ID: ICV 240-323194/40 Calibration Date: 04/20/2018 07:36

Instrument ID: A2HP12 Calib Start Date: 04/19/2018 19:54

GC Column: CLP-1 (0.53mm) ID: 0.53(mm) Calib End Date: 04/19/2018 21:31

Lab File ID: P12041975.D Conc. Units: ng/uL

ANALYTE	CURVE TYPE	AVE RRF	RRF	MIN RRF	CALC AMOUNT	SPIKE AMOUNT	%D	MAX %D
PCB-1262 Peak 1	Ave	0.0331	0.0319		0.481	0.500	-3.7	20.0
PCB-1262 Peak 2	Ave	0.0502	0.0483		0.481	0.500	-3.8	20.0
PCB-1262 Peak 3	Ave	0.0692	0.0674		0.487	0.500	-2.6	20.0
PCB-1262 Peak 4	Ave	0.1410	0.1387		0.492	0.500	-1.6	20.0
PCB-1262 Peak 5	Ave	0.0586	0.0565		0.482	0.500	-3.6	20.0

FORM VII
PCBS CONTINUING CALIBRATION RETENTION TIME SUMMARY

Lab Name: TestAmerica Canton Job No.: 240-100018-1

SDG No.:

Lab Sample ID: ICV 240-323194/40 Calibration Date: 04/20/2018 07:36

Instrument ID: A2HP12 Calib Start Date: 04/19/2018 19:54

GC Column: CLP-1 (0.53mm) ID: 0.53(mm) Calib End Date: 04/19/2018 21:31

Lab File ID: P12041975.D

Analyte	RT	RT WINDOW	
		FROM	TO
PCB-1262 Peak 1	8.07	8.05	8.09
PCB-1262 Peak 2	8.40	8.39	8.42
PCB-1262 Peak 3	8.87	8.85	8.89
PCB-1262 Peak 4	9.51	9.49	9.53
PCB-1262 Peak 5	9.88	9.86	9.90

FORM VII
PCBS CONTINUING CALIBRATION DATA

Lab Name: TestAmerica Canton Job No.: 240-100018-1

SDG No.:

Lab Sample ID: ICV 240-323194/40 Calibration Date: 04/20/2018 07:36

Instrument ID: A2HP12 Calib Start Date: 04/19/2018 19:54

GC Column: CLP-2 (0.53mm) ID: 0.53(mm) Calib End Date: 04/19/2018 21:31

Lab File ID: P12041975.D Conc. Units: ng/uL

ANALYTE	CURVE TYPE	AVE RRF	RRF	MIN RRF	CALC AMOUNT	SPIKE AMOUNT	%D	MAX %D
PCB-1262 Peak 1	Ave	0.0361	0.0344		0.476	0.500	-4.8	20.0
PCB-1262 Peak 2	Ave	0.0533	0.0514		0.482	0.500	-3.7	20.0
PCB-1262 Peak 3	Ave	0.0463	0.0446		0.482	0.500	-3.6	20.0
PCB-1262 Peak 4	Ave	0.1033	0.1022		0.495	0.500	-1.1	20.0
PCB-1262 Peak 5	Ave	0.0743	0.0731		0.492	0.500	-1.6	20.0

FORM VII
PCBS CONTINUING CALIBRATION RETENTION TIME SUMMARY

Lab Name: TestAmerica Canton Job No.: 240-100018-1

SDG No.:

Lab Sample ID: ICV 240-323194/40 Calibration Date: 04/20/2018 07:36

Instrument ID: A2HP12 Calib Start Date: 04/19/2018 19:54

GC Column: CLP-2 (0.53mm) ID: 0.53(mm) Calib End Date: 04/19/2018 21:31

Lab File ID: P12041975.D

Analyte	RT	RT WINDOW	
		FROM	TO
PCB-1262 Peak 1	9.34	9.32	9.36
PCB-1262 Peak 2	9.86	9.84	9.88
PCB-1262 Peak 3	10.20	10.18	10.22
PCB-1262 Peak 4	10.49	10.47	10.51
PCB-1262 Peak 5	10.86	10.84	10.88

FORM VII
PCBS CONTINUING CALIBRATION DATA

Lab Name: TestAmerica Canton Job No.: 240-100018-1

SDG No.:

Lab Sample ID: ICV 240-323194/41 Calibration Date: 04/20/2018 07:55

Instrument ID: A2HP12 Calib Start Date: 04/19/2018 21:51

GC Column: CLP-1 (0.53mm) ID: 0.53(mm) Calib End Date: 04/19/2018 23:28

Lab File ID: P12041976.D Conc. Units: ng/uL

ANALYTE	CURVE TYPE	AVE RRF	RRF	MIN RRF	CALC AMOUNT	SPIKE AMOUNT	%D	MAX %D
PCB-1268 Peak 1	Ave	0.1680	0.1902		0.566	0.500	13.2	20.0
PCB-1268 Peak 2	Ave	0.1576	0.1992		0.632	0.500	26.4*	20.0
PCB-1268 Peak 3	Ave	0.1382	0.1388		0.502	0.500	0.4	20.0
PCB-1268 Peak 4	Ave	0.0580	0.0638		0.550	0.500	10.0	20.0
PCB-1268 Peak 5	Ave	0.4328	0.4133		0.477	0.500	-4.5	20.0

average %D 1268 9.1

FORM VII
PCBS CONTINUING CALIBRATION RETENTION TIME SUMMARY

Lab Name: TestAmerica Canton Job No.: 240-100018-1

SDG No.:

Lab Sample ID: ICV 240-323194/41 Calibration Date: 04/20/2018 07:55

Instrument ID: A2HP12 Calib Start Date: 04/19/2018 21:51

GC Column: CLP-1 (0.53mm) ID: 0.53(mm) Calib End Date: 04/19/2018 23:28

Lab File ID: P12041976.D

Analyte	RT	RT WINDOW	
		FROM	TO
PCB-1268 Peak 1	9.88	9.86	9.90
PCB-1268 Peak 2	9.92	9.90	9.94
PCB-1268 Peak 3	10.14	10.13	10.16
PCB-1268 Peak 4	10.53	10.52	10.55
PCB-1268 Peak 5	10.83	10.81	10.85

FORM VII
PCBS CONTINUING CALIBRATION DATA

Lab Name: TestAmerica Canton Job No.: 240-100018-1

SDG No.:

Lab Sample ID: ICV 240-323194/41 Calibration Date: 04/20/2018 07:55

Instrument ID: A2HP12 Calib Start Date: 04/19/2018 21:51

GC Column: CLP-2 (0.53mm) ID: 0.53(mm) Calib End Date: 04/19/2018 23:28

Lab File ID: P12041976.D Conc. Units: ng/uL

ANALYTE	CURVE TYPE	AVE RRF	RRF	MIN RRF	CALC AMOUNT	SPIKE AMOUNT	%D	MAX %D
PCB-1268 Peak 1	Ave	0.1231	0.1357		0.551	0.500	10.2	20.0
PCB-1268 Peak 2	Ave	0.1188	0.1448		0.609	0.500	21.9*	20.0
PCB-1268 Peak 3	Ave	0.1020	0.1000		0.490	0.500	-2.0	20.0
PCB-1268 Peak 4	Ave	0.0433	0.0479		0.554	0.500	10.7	20.0
PCB-1268 Peak 5	Ave	0.3124	0.2942		0.471	0.500	-5.8	20.0

average %D 1268 7.0

FORM VII
PCBS CONTINUING CALIBRATION RETENTION TIME SUMMARY

Lab Name: TestAmerica Canton Job No.: 240-100018-1

SDG No.:

Lab Sample ID: ICV 240-323194/41 Calibration Date: 04/20/2018 07:55

Instrument ID: A2HP12 Calib Start Date: 04/19/2018 21:51

GC Column: CLP-2 (0.53mm) ID: 0.53(mm) Calib End Date: 04/19/2018 23:28

Lab File ID: P12041976.D

Analyte	RT	RT WINDOW	
		FROM	TO
PCB-1268 Peak 1	10.86	10.84	10.88
PCB-1268 Peak 2	10.91	10.89	10.92
PCB-1268 Peak 3	11.15	11.13	11.17
PCB-1268 Peak 4	11.43	11.41	11.45
PCB-1268 Peak 5	11.73	11.71	11.75

FORM VII
PCBS CONTINUING CALIBRATION DATA

Lab Name: TestAmerica Canton Job No.: 240-100018-1

SDG No.:

Lab Sample ID: CCV 240-342126/3 Calibration Date: 08/23/2018 05:43

Instrument ID: A2HP12 Calib Start Date: 04/20/2018 03:41

GC Column: CLP-1 (0.53mm) ID: 0.53(mm) Calib End Date: 04/20/2018 05:19

Lab File ID: P12082303.D Conc. Units: ng/uL

ANALYTE	CURVE TYPE	AVE RRF	RRF	MIN RRF	CALC AMOUNT	SPIKE AMOUNT	%D	MAX %D
PCB-1016 Peak 1	Ave	0.0162	0.0147		0.453	0.500	-9.4	20.0
PCB-1016 Peak 2	Ave	0.0290	0.0260		0.447	0.500	-10.5	20.0
PCB-1016 Peak 3	Ave	0.0689	0.0649		0.471	0.500	-5.8	20.0
PCB-1016 Peak 4	Ave	0.0293	0.0274		0.468	0.500	-6.4	20.0
PCB-1016 Peak 5	Ave	0.0289	0.0265		0.459	0.500	-8.1	20.0
PCB-1260 Peak 1	Ave	0.0405	0.0379		0.468	0.500	-6.4	20.0
PCB-1260 Peak 2	Ave	0.0678	0.0636		0.469	0.500	-6.2	20.0
PCB-1260 Peak 3	Ave	0.0750	0.0700		0.467	0.500	-6.6	20.0
PCB-1260 Peak 4	Ave	0.1179	0.1140		0.484	0.500	-3.2	20.0
PCB-1260 Peak 5	Ave	0.0574	0.0520		0.453	0.500	-9.4	20.0
Tetrachloro-m-xylene	Ave	0.9325	0.9209		0.0247	0.0250	-1.2	20.0
DCB Decachlorobiphenyl	Ave	1.119	1.021		0.0228	0.0250	-8.8	20.0

FORM VII
PCBS CONTINUING CALIBRATION RETENTION TIME SUMMARY

Lab Name: TestAmerica Canton Job No.: 240-100018-1

SDG No.:

Lab Sample ID: CCV 240-342126/3 Calibration Date: 08/23/2018 05:43

Instrument ID: A2HP12 Calib Start Date: 04/20/2018 03:41

GC Column: CLP-1 (0.53mm) ID: 0.53(mm) Calib End Date: 04/20/2018 05:19

Lab File ID: P12082303.D

Analyte	RT	RT WINDOW	
		FROM	TO
PCB-1016 Peak 1	4.62	4.60	4.64
PCB-1016 Peak 2	5.11	5.09	5.13
PCB-1016 Peak 3	5.73	5.71	5.75
PCB-1016 Peak 4	5.90	5.88	5.92
PCB-1016 Peak 5	6.43	6.41	6.45
PCB-1260 Peak 1	7.92	7.90	7.94
PCB-1260 Peak 2	8.25	8.23	8.27
PCB-1260 Peak 3	8.57	8.55	8.59
PCB-1260 Peak 4	9.35	9.33	9.37
PCB-1260 Peak 5	9.67	9.65	9.69
Tetrachloro-m-xylene	4.07	4.05	4.08
DCB Decachlorobiphenyl	10.87	10.85	10.89

FORM VII
PCBS CONTINUING CALIBRATION DATA

Lab Name: TestAmerica Canton Job No.: 240-100018-1

SDG No.:

Lab Sample ID: CCV 240-342126/4 Calibration Date: 08/23/2018 06:02

Instrument ID: A2HP12 Calib Start Date: 04/19/2018 19:54

GC Column: CLP-1 (0.53mm) ID: 0.53(mm) Calib End Date: 04/19/2018 21:31

Lab File ID: P12082304.D Conc. Units: ng/uL

ANALYTE	CURVE TYPE	AVE RRF	RRF	MIN RRF	CALC AMOUNT	SPIKE AMOUNT	%D	MAX %D
PCB-1232 Peak 1	Ave	0.0190	0.0176		0.462	0.500	-7.6	20.0
PCB-1232 Peak 2	Ave	0.0136	0.0127		0.465	0.500	-7.0	20.0
PCB-1232 Peak 3	Ave	0.0312	0.0292		0.467	0.500	-6.6	20.0
PCB-1232 Peak 4	Ave	0.0133	0.0127		0.476	0.500	-4.8	20.0
PCB-1232 Peak 5	Ave	0.0126	0.0117		0.462	0.500	-7.6	20.0
PCB-1262 Peak 1	Ave	0.0331	0.0309		0.467	0.500	-6.6	20.0
PCB-1262 Peak 2	Ave	0.0502	0.0455		0.453	0.500	-9.4	20.0
PCB-1262 Peak 3	Ave	0.0692	0.0651		0.470	0.500	-6.0	20.0
PCB-1262 Peak 4	Ave	0.1410	0.1329		0.471	0.500	-5.8	20.0
PCB-1262 Peak 5	Ave	0.0586	0.0557		0.475	0.500	-5.1	20.0

FORM VII
PCBS CONTINUING CALIBRATION RETENTION TIME SUMMARY

Lab Name: TestAmerica Canton Job No.: 240-100018-1

SDG No.:

Lab Sample ID: CCV 240-342126/4 Calibration Date: 08/23/2018 06:02

Instrument ID: A2HP12 Calib Start Date: 04/19/2018 19:54

GC Column: CLP-1 (0.53mm) ID: 0.53(mm) Calib End Date: 04/19/2018 21:31

Lab File ID: P12082304.D

Analyte	RT	RT WINDOW	
		FROM	TO
PCB-1232 Peak 1	4.62	4.60	4.64
PCB-1232 Peak 2	5.11	5.10	5.13
PCB-1232 Peak 3	5.73	5.71	5.75
PCB-1232 Peak 4	5.90	5.88	5.92
PCB-1232 Peak 5	6.43	6.41	6.45
PCB-1262 Peak 1	7.92	7.90	7.94
PCB-1262 Peak 2	8.25	8.23	8.27
PCB-1262 Peak 3	8.71	8.69	8.73
PCB-1262 Peak 4	9.35	9.34	9.37
PCB-1262 Peak 5	9.72	9.70	9.74

FORM VII
PCBS CONTINUING CALIBRATION DATA

Lab Name: TestAmerica Canton Job No.: 240-100018-1

SDG No.:

Lab Sample ID: CCV 240-342126/5 Calibration Date: 08/23/2018 06:22

Instrument ID: A2HP12 Calib Start Date: 04/19/2018 21:51

GC Column: CLP-1 (0.53mm) ID: 0.53(mm) Calib End Date: 04/19/2018 23:28

Lab File ID: P12082305.D Conc. Units: ng/uL

ANALYTE	CURVE TYPE	AVE RRF	RRF	MIN RRF	CALC AMOUNT	SPIKE AMOUNT	%D	MAX %D
PCB-1242 Peak 1	Ave	0.0137	0.0126		0.461	0.500	-7.7	20.0
PCB-1242 Peak 2	Ave	0.0232	0.0222		0.479	0.500	-4.1	20.0
PCB-1242 Peak 3	Ave	0.0550	0.0530		0.482	0.500	-3.5	20.0
PCB-1242 Peak 4	Ave	0.0235	0.0226		0.480	0.500	-4.0	20.0
PCB-1242 Peak 5	Ave	0.0239	0.0233		0.486	0.500	-2.8	20.0
PCB-1268 Peak 1	Ave	0.1680	0.1707		0.508	0.500	1.6	20.0
PCB-1268 Peak 2	Ave	0.1576	0.1624		0.515	0.500	3.0	20.0
PCB-1268 Peak 3	Ave	0.1382	0.1392		0.504	0.500	0.7	20.0
PCB-1268 Peak 4	Ave	0.0580	0.0578		0.499	0.500	-0.2	20.0
PCB-1268 Peak 5	Ave	0.4328	0.4372		0.505	0.500	1.0	20.0

FORM VII
PCBS CONTINUING CALIBRATION RETENTION TIME SUMMARY

Lab Name: TestAmerica Canton Job No.: 240-100018-1

SDG No.:

Lab Sample ID: CCV 240-342126/5 Calibration Date: 08/23/2018 06:22

Instrument ID: A2HP12 Calib Start Date: 04/19/2018 21:51

GC Column: CLP-1 (0.53mm) ID: 0.53(mm) Calib End Date: 04/19/2018 23:28

Lab File ID: P12082305.D

Analyte	RT	RT WINDOW	
		FROM	TO
PCB-1242 Peak 1	4.62	4.60	4.64
PCB-1242 Peak 2	5.12	5.10	5.13
PCB-1242 Peak 3	5.73	5.71	5.75
PCB-1242 Peak 4	5.90	5.88	5.92
PCB-1242 Peak 5	6.43	6.41	6.45
PCB-1268 Peak 1	9.72	9.70	9.74
PCB-1268 Peak 2	9.76	9.74	9.78
PCB-1268 Peak 3	9.98	9.97	10.00
PCB-1268 Peak 4	10.38	10.36	10.40
PCB-1268 Peak 5	10.68	10.66	10.70

FORM VII
PCBS CONTINUING CALIBRATION DATA

Lab Name: TestAmerica Canton Job No.: 240-100018-1

SDG No.:

Lab Sample ID: CCV 240-342126/6 Calibration Date: 08/23/2018 06:42

Instrument ID: A2HP12 Calib Start Date: 04/19/2018 23:48

GC Column: CLP-1 (0.53mm) ID: 0.53(mm) Calib End Date: 04/20/2018 01:25

Lab File ID: P12082306.D Conc. Units: ng/uL

ANALYTE	CURVE TYPE	AVE RRF	RRF	MIN RRF	CALC AMOUNT	SPIKE AMOUNT	%D	MAX %D
PCB-1248 Peak 1	Ave	0.0122	0.0115		0.473	0.500	-5.4	20.0
PCB-1248 Peak 2	Ave	0.0360	0.0349		0.485	0.500	-3.1	20.0
PCB-1248 Peak 3	Ave	0.0337	0.0317		0.470	0.500	-6.0	20.0
PCB-1248 Peak 4	Ave	0.0278	0.0269		0.485	0.500	-3.1	20.0
PCB-1248 Peak 5	Ave	0.0183	0.0178		0.486	0.500	-2.9	20.0

FORM VII
PCBS CONTINUING CALIBRATION RETENTION TIME SUMMARY

Lab Name: TestAmerica Canton Job No.: 240-100018-1

SDG No.:

Lab Sample ID: CCV 240-342126/6 Calibration Date: 08/23/2018 06:42

Instrument ID: A2HP12 Calib Start Date: 04/19/2018 23:48

GC Column: CLP-1 (0.53mm) ID: 0.53(mm) Calib End Date: 04/20/2018 01:25

Lab File ID: P12082306.D

Analyte	RT	RT WINDOW	
		FROM	TO
PCB-1248 Peak 1	5.11	5.10	5.13
PCB-1248 Peak 2	6.43	6.41	6.45
PCB-1248 Peak 3	6.96	6.94	6.98
PCB-1248 Peak 4	7.23	7.21	7.25
PCB-1248 Peak 5	7.70	7.68	7.72

FORM VII
PCBS CONTINUING CALIBRATION DATA

Lab Name: TestAmerica Canton Job No.: 240-100018-1

SDG No.:

Lab Sample ID: CCV 240-342126/7 Calibration Date: 08/23/2018 07:01

Instrument ID: A2HP12 Calib Start Date: 04/20/2018 01:44

GC Column: CLP-1 (0.53mm) ID: 0.53(mm) Calib End Date: 04/20/2018 03:22

Lab File ID: P12082307.D Conc. Units: ng/uL

ANALYTE	CURVE TYPE	AVE RRF	RRF	MIN RRF	CALC AMOUNT	SPIKE AMOUNT	%D	MAX %D
PCB-1221 Peak 1	Ave	0.0091	0.0084		0.460	0.500	-8.0	20.0
PCB-1221 Peak 2	Ave	0.0057	0.0055		0.476	0.500	-4.7	20.0
PCB-1221 Peak 3	Ave	0.0211	0.0201		0.477	0.500	-4.7	20.0
PCB-1254 Peak 1	Ave	0.0384	0.0369		0.481	0.500	-3.9	20.0
PCB-1254 Peak 2	Ave	0.0567	0.0557		0.491	0.500	-1.8	20.0
PCB-1254 Peak 3	Ave	0.0445	0.0429		0.482	0.500	-3.7	20.0
PCB-1254 Peak 4	Ave	0.0393	0.0384		0.489	0.500	-2.2	20.0
PCB-1254 Peak 5	Ave	0.0603	0.0587		0.487	0.500	-2.7	20.0

FORM VII
PCBS CONTINUING CALIBRATION RETENTION TIME SUMMARY

Lab Name: TestAmerica Canton Job No.: 240-100018-1

SDG No.:

Lab Sample ID: CCV 240-342126/7 Calibration Date: 08/23/2018 07:01

Instrument ID: A2HP12 Calib Start Date: 04/20/2018 01:44

GC Column: CLP-1 (0.53mm) ID: 0.53(mm) Calib End Date: 04/20/2018 03:22

Lab File ID: P12082307.D

Analyte	RT	RT WINDOW	
		FROM	TO
PCB-1221 Peak 1	4.36	4.34	4.37
PCB-1221 Peak 2	4.56	4.54	4.58
PCB-1221 Peak 3	4.62	4.60	4.63
PCB-1254 Peak 1	7.23	7.21	7.25
PCB-1254 Peak 2	7.70	7.68	7.72
PCB-1254 Peak 3	8.03	8.01	8.05
PCB-1254 Peak 4	8.25	8.23	8.27
PCB-1254 Peak 5	8.57	8.56	8.59

FORM VII
PCBS CONTINUING CALIBRATION DATA

Lab Name: TestAmerica Canton Job No.: 240-100018-1

SDG No.:

Lab Sample ID: CCVIS 240-342126/29 Calibration Date: 08/23/2018 14:10

Instrument ID: A2HP12 Calib Start Date: 04/20/2018 03:41

GC Column: CLP-1 (0.53mm) ID: 0.53(mm) Calib End Date: 04/20/2018 05:19

Lab File ID: P12082329.D Conc. Units: ng/uL

ANALYTE	CURVE TYPE	AVE RRF	RRF	MIN RRF	CALC AMOUNT	SPIKE AMOUNT	%D	MAX %D
PCB-1016 Peak 1	Ave	0.0162	0.0140		0.433	0.500	-13.3	20.0
PCB-1016 Peak 2	Ave	0.0290	0.0258		0.445	0.500	-11.0	20.0
PCB-1016 Peak 3	Ave	0.0689	0.0634		0.460	0.500	-7.9	20.0
PCB-1016 Peak 4	Ave	0.0293	0.0266		0.454	0.500	-9.2	20.0
PCB-1016 Peak 5	Ave	0.0289	0.0250		0.432	0.500	-13.5	20.0
PCB-1260 Peak 1	Ave	0.0405	0.0368		0.455	0.500	-9.0	20.0
PCB-1260 Peak 2	Ave	0.0678	0.0621		0.457	0.500	-8.5	20.0
PCB-1260 Peak 3	Ave	0.0750	0.0675		0.450	0.500	-9.9	20.0
PCB-1260 Peak 4	Ave	0.1179	0.1099		0.466	0.500	-6.7	20.0
PCB-1260 Peak 5	Ave	0.0574	0.0504		0.439	0.500	-12.2	20.0
Tetrachloro-m-xylene	Ave	0.9325	0.8988		0.0241	0.0250	-3.6	20.0
DCB Decachlorobiphenyl	Ave	1.119	0.9854		0.0220	0.0250	-11.9	20.0

FORM VII
PCBS CONTINUING CALIBRATION RETENTION TIME SUMMARY

Lab Name: TestAmerica Canton Job No.: 240-100018-1

SDG No.:

Lab Sample ID: CCVIS 240-342126/29 Calibration Date: 08/23/2018 14:10

Instrument ID: A2HP12 Calib Start Date: 04/20/2018 03:41

GC Column: CLP-1 (0.53mm) ID: 0.53(mm) Calib End Date: 04/20/2018 05:19

Lab File ID: P12082329.D

Analyte	RT	RT WINDOW	
		FROM	TO
PCB-1016 Peak 1	4.62	4.60	4.64
PCB-1016 Peak 2	5.11	5.09	5.13
PCB-1016 Peak 3	5.73	5.71	5.75
PCB-1016 Peak 4	5.90	5.88	5.92
PCB-1016 Peak 5	6.43	6.41	6.45
PCB-1260 Peak 1	7.92	7.90	7.94
PCB-1260 Peak 2	8.25	8.23	8.27
PCB-1260 Peak 3	8.57	8.55	8.59
PCB-1260 Peak 4	9.35	9.33	9.37
PCB-1260 Peak 5	9.67	9.65	9.69
Tetrachloro-m-xylene	4.07	4.05	4.08
DCB Decachlorobiphenyl	10.87	10.85	10.89

FORM VII
PCBS CONTINUING CALIBRATION DATA

Lab Name: TestAmerica Canton Job No.: 240-100018-1

SDG No.:

Lab Sample ID: CCV 240-342277/3 Calibration Date: 08/23/2018 17:06

Instrument ID: A2HP12 Calib Start Date: 04/20/2018 03:41

GC Column: CLP-1 (0.53mm) ID: 0.53(mm) Calib End Date: 04/20/2018 05:19

Lab File ID: P12082338.D Conc. Units: ng/uL

ANALYTE	CURVE TYPE	AVE RRF	RRF	MIN RRF	CALC AMOUNT	SPIKE AMOUNT	%D	MAX %D
PCB-1016 Peak 1	Ave	0.0162	0.0143		0.442	0.500	-11.5	20.0
PCB-1016 Peak 2	Ave	0.0290	0.0263		0.453	0.500	-9.5	20.0
PCB-1016 Peak 3	Ave	0.0689	0.0630		0.457	0.500	-8.5	20.0
PCB-1016 Peak 4	Ave	0.0293	0.0267		0.456	0.500	-8.9	20.0
PCB-1016 Peak 5	Ave	0.0289	0.0263		0.455	0.500	-9.1	20.0
PCB-1260 Peak 1	Ave	0.0405	0.0346		0.428	0.500	-14.4	20.0
PCB-1260 Peak 2	Ave	0.0678	0.0593		0.437	0.500	-12.6	20.0
PCB-1260 Peak 3	Ave	0.0750	0.0670		0.447	0.500	-10.6	20.0
PCB-1260 Peak 4	Ave	0.1179	0.1065		0.452	0.500	-9.6	20.0
PCB-1260 Peak 5	Ave	0.0574	0.0483		0.420	0.500	-16.0	20.0
Tetrachloro-m-xylene	Ave	0.9325	0.8720		0.0234	0.0250	-6.5	20.0
DCB Decachlorobiphenyl	Ave	1.119	0.9377		0.0209	0.0250	-16.2	20.0

FORM VII
PCBS CONTINUING CALIBRATION RETENTION TIME SUMMARY

Lab Name: TestAmerica Canton Job No.: 240-100018-1

SDG No.:

Lab Sample ID: CCV 240-342277/3 Calibration Date: 08/23/2018 17:06

Instrument ID: A2HP12 Calib Start Date: 04/20/2018 03:41

GC Column: CLP-1 (0.53mm) ID: 0.53(mm) Calib End Date: 04/20/2018 05:19

Lab File ID: P12082338.D

Analyte	RT	RT WINDOW	
		FROM	TO
PCB-1016 Peak 1	4.62	4.60	4.64
PCB-1016 Peak 2	5.12	5.10	5.14
PCB-1016 Peak 3	5.73	5.71	5.75
PCB-1016 Peak 4	5.90	5.88	5.92
PCB-1016 Peak 5	6.43	6.41	6.45
PCB-1260 Peak 1	7.92	7.90	7.94
PCB-1260 Peak 2	8.25	8.23	8.27
PCB-1260 Peak 3	8.57	8.55	8.59
PCB-1260 Peak 4	9.35	9.33	9.37
PCB-1260 Peak 5	9.67	9.65	9.69
Tetrachloro-m-xylene	4.07	4.05	4.09
DCB Decachlorobiphenyl	10.87	10.85	10.89

FORM VII
PCBS CONTINUING CALIBRATION DATA

Lab Name: TestAmerica Canton Job No.: 240-100018-1

SDG No.:

Lab Sample ID: CCV 240-342277/4 Calibration Date: 08/23/2018 17:25

Instrument ID: A2HP12 Calib Start Date: 04/19/2018 19:54

GC Column: CLP-1 (0.53mm) ID: 0.53(mm) Calib End Date: 04/19/2018 21:31

Lab File ID: P12082339.D Conc. Units: ng/uL

ANALYTE	CURVE TYPE	AVE RRF	RRF	MIN RRF	CALC AMOUNT	SPIKE AMOUNT	%D	MAX %D
PCB-1232 Peak 1	Ave	0.0190	0.0175		0.459	0.500	-8.3	20.0
PCB-1232 Peak 2	Ave	0.0136	0.0126		0.461	0.500	-7.9	20.0
PCB-1232 Peak 3	Ave	0.0312	0.0288		0.461	0.500	-7.9	20.0
PCB-1232 Peak 4	Ave	0.0133	0.0124		0.464	0.500	-7.2	20.0
PCB-1232 Peak 5	Ave	0.0126	0.0113		0.447	0.500	-10.6	20.0
PCB-1262 Peak 1	Ave	0.0331	0.0303		0.457	0.500	-8.6	20.0
PCB-1262 Peak 2	Ave	0.0502	0.0449		0.447	0.500	-10.6	20.0
PCB-1262 Peak 3	Ave	0.0692	0.0634		0.458	0.500	-8.5	20.0
PCB-1262 Peak 4	Ave	0.1410	0.1304		0.462	0.500	-7.5	20.0
PCB-1262 Peak 5	Ave	0.0586	0.0540		0.461	0.500	-7.8	20.0

FORM VII
PCBS CONTINUING CALIBRATION RETENTION TIME SUMMARY

Lab Name: TestAmerica Canton Job No.: 240-100018-1

SDG No.:

Lab Sample ID: CCV 240-342277/4 Calibration Date: 08/23/2018 17:25

Instrument ID: A2HP12 Calib Start Date: 04/19/2018 19:54

GC Column: CLP-1 (0.53mm) ID: 0.53(mm) Calib End Date: 04/19/2018 21:31

Lab File ID: P12082339.D

Analyte	RT	RT WINDOW	
		FROM	TO
PCB-1232 Peak 1	4.62	4.60	4.64
PCB-1232 Peak 2	5.12	5.10	5.13
PCB-1232 Peak 3	5.73	5.71	5.75
PCB-1232 Peak 4	5.90	5.88	5.92
PCB-1232 Peak 5	6.43	6.41	6.45
PCB-1262 Peak 1	7.92	7.90	7.94
PCB-1262 Peak 2	8.25	8.23	8.27
PCB-1262 Peak 3	8.71	8.69	8.73
PCB-1262 Peak 4	9.35	9.34	9.37
PCB-1262 Peak 5	9.72	9.70	9.74

FORM VII
PCBS CONTINUING CALIBRATION DATA

Lab Name: TestAmerica Canton Job No.: 240-100018-1

SDG No.:

Lab Sample ID: CCV 240-342277/5 Calibration Date: 08/23/2018 17:45

Instrument ID: A2HP12 Calib Start Date: 04/19/2018 21:51

GC Column: CLP-1 (0.53mm) ID: 0.53(mm) Calib End Date: 04/19/2018 23:28

Lab File ID: P12082340.D Conc. Units: ng/uL

ANALYTE	CURVE TYPE	AVE RRF	RRF	MIN RRF	CALC AMOUNT	SPIKE AMOUNT	%D	MAX %D
PCB-1242 Peak 1	Ave	0.0137	0.0124		0.452	0.500	-9.5	20.0
PCB-1242 Peak 2	Ave	0.0232	0.0220		0.475	0.500	-5.0	20.0
PCB-1242 Peak 3	Ave	0.0550	0.0530		0.482	0.500	-3.6	20.0
PCB-1242 Peak 4	Ave	0.0235	0.0227		0.482	0.500	-3.6	20.0
PCB-1242 Peak 5	Ave	0.0239	0.0229		0.479	0.500	-4.3	20.0
PCB-1268 Peak 1	Ave	0.1680	0.1653		0.492	0.500	-1.6	20.0
PCB-1268 Peak 2	Ave	0.1576	0.1595		0.506	0.500	1.2	20.0
PCB-1268 Peak 3	Ave	0.1382	0.1363		0.493	0.500	-1.4	20.0
PCB-1268 Peak 4	Ave	0.0580	0.0566		0.488	0.500	-2.4	20.0
PCB-1268 Peak 5	Ave	0.4328	0.4285		0.495	0.500	-1.0	20.0

FORM VII
PCBS CONTINUING CALIBRATION RETENTION TIME SUMMARY

Lab Name: TestAmerica Canton Job No.: 240-100018-1

SDG No.:

Lab Sample ID: CCV 240-342277/5 Calibration Date: 08/23/2018 17:45

Instrument ID: A2HP12 Calib Start Date: 04/19/2018 21:51

GC Column: CLP-1 (0.53mm) ID: 0.53(mm) Calib End Date: 04/19/2018 23:28

Lab File ID: P12082340.D

Analyte	RT	RT WINDOW	
		FROM	TO
PCB-1242 Peak 1	4.62	4.60	4.64
PCB-1242 Peak 2	5.11	5.10	5.13
PCB-1242 Peak 3	5.73	5.71	5.75
PCB-1242 Peak 4	5.90	5.88	5.92
PCB-1242 Peak 5	6.43	6.41	6.45
PCB-1268 Peak 1	9.72	9.70	9.74
PCB-1268 Peak 2	9.76	9.74	9.78
PCB-1268 Peak 3	9.98	9.97	10.00
PCB-1268 Peak 4	10.38	10.36	10.40
PCB-1268 Peak 5	10.68	10.66	10.70

FORM VII
PCBS CONTINUING CALIBRATION DATA

Lab Name: TestAmerica Canton Job No.: 240-100018-1

SDG No.:

Lab Sample ID: CCV 240-342277/6 Calibration Date: 08/23/2018 18:04

Instrument ID: A2HP12 Calib Start Date: 04/19/2018 23:48

GC Column: CLP-1 (0.53mm) ID: 0.53(mm) Calib End Date: 04/20/2018 01:25

Lab File ID: P12082341.D Conc. Units: ng/uL

ANALYTE	CURVE TYPE	AVE RRF	RRF	MIN RRF	CALC AMOUNT	SPIKE AMOUNT	%D	MAX %D
PCB-1248 Peak 1	Ave	0.0122	0.0109		0.447	0.500	-10.5	20.0
PCB-1248 Peak 2	Ave	0.0360	0.0344		0.477	0.500	-4.5	20.0
PCB-1248 Peak 3	Ave	0.0337	0.0311		0.461	0.500	-7.8	20.0
PCB-1248 Peak 4	Ave	0.0278	0.0267		0.480	0.500	-4.1	20.0
PCB-1248 Peak 5	Ave	0.0183	0.0176		0.481	0.500	-3.7	20.0

FORM VII
PCBS CONTINUING CALIBRATION RETENTION TIME SUMMARY

Lab Name: TestAmerica Canton Job No.: 240-100018-1

SDG No.:

Lab Sample ID: CCV 240-342277/6 Calibration Date: 08/23/2018 18:04

Instrument ID: A2HP12 Calib Start Date: 04/19/2018 23:48

GC Column: CLP-1 (0.53mm) ID: 0.53(mm) Calib End Date: 04/20/2018 01:25

Lab File ID: P12082341.D

Analyte	RT	RT WINDOW	
		FROM	TO
PCB-1248 Peak 1	5.12	5.10	5.13
PCB-1248 Peak 2	6.43	6.41	6.45
PCB-1248 Peak 3	6.96	6.94	6.98
PCB-1248 Peak 4	7.23	7.21	7.24
PCB-1248 Peak 5	7.70	7.68	7.72

FORM VII
PCBS CONTINUING CALIBRATION DATA

Lab Name: TestAmerica Canton Job No.: 240-100018-1

SDG No.:

Lab Sample ID: CCV 240-342277/7 Calibration Date: 08/23/2018 18:24

Instrument ID: A2HP12 Calib Start Date: 04/20/2018 01:44

GC Column: CLP-1 (0.53mm) ID: 0.53(mm) Calib End Date: 04/20/2018 03:22

Lab File ID: P12082342.D Conc. Units: ng/uL

ANALYTE	CURVE TYPE	AVE RRF	RRF	MIN RRF	CALC AMOUNT	SPIKE AMOUNT	%D	MAX %D
PCB-1221 Peak 1	Ave	0.0091	0.0083		0.458	0.500	-8.4	20.0
PCB-1221 Peak 2	Ave	0.0057	0.0053		0.466	0.500	-6.9	20.0
PCB-1221 Peak 3	Ave	0.0211	0.0199		0.472	0.500	-5.7	20.0
PCB-1254 Peak 1	Ave	0.0384	0.0365		0.475	0.500	-5.1	20.0
PCB-1254 Peak 2	Ave	0.0567	0.0548		0.483	0.500	-3.4	20.0
PCB-1254 Peak 3	Ave	0.0445	0.0420		0.472	0.500	-5.6	20.0
PCB-1254 Peak 4	Ave	0.0393	0.0370		0.471	0.500	-5.8	20.0
PCB-1254 Peak 5	Ave	0.0603	0.0569		0.472	0.500	-5.6	20.0

FORM VII
PCBS CONTINUING CALIBRATION RETENTION TIME SUMMARY

Lab Name: TestAmerica Canton Job No.: 240-100018-1

SDG No.:

Lab Sample ID: CCV 240-342277/7 Calibration Date: 08/23/2018 18:24

Instrument ID: A2HP12 Calib Start Date: 04/20/2018 01:44

GC Column: CLP-1 (0.53mm) ID: 0.53(mm) Calib End Date: 04/20/2018 03:22

Lab File ID: P12082342.D

Analyte	RT	RT WINDOW	
		FROM	TO
PCB-1221 Peak 1	4.36	4.34	4.38
PCB-1221 Peak 2	4.57	4.55	4.58
PCB-1221 Peak 3	4.62	4.60	4.64
PCB-1254 Peak 1	7.23	7.21	7.25
PCB-1254 Peak 2	7.70	7.68	7.72
PCB-1254 Peak 3	8.03	8.01	8.05
PCB-1254 Peak 4	8.25	8.23	8.27
PCB-1254 Peak 5	8.58	8.56	8.59

FORM VII
PCBS CONTINUING CALIBRATION DATA

Lab Name: TestAmerica Canton Job No.: 240-100018-1

SDG No.:

Lab Sample ID: CCVIS 240-342277/28 Calibration Date: 08/24/2018 01:14

Instrument ID: A2HP12 Calib Start Date: 04/20/2018 03:41

GC Column: CLP-1 (0.53mm) ID: 0.53(mm) Calib End Date: 04/20/2018 05:19

Lab File ID: P12082363.D Conc. Units: ng/uL

ANALYTE	CURVE TYPE	AVE RRF	RRF	MIN RRF	CALC AMOUNT	SPIKE AMOUNT	%D	MAX %D
PCB-1016 Peak 1	Ave	0.0162	0.0143		0.443	0.500	-11.5	20.0
PCB-1016 Peak 2	Ave	0.0290	0.0258		0.444	0.500	-11.1	20.0
PCB-1016 Peak 3	Ave	0.0689	0.0627		0.455	0.500	-9.0	20.0
PCB-1016 Peak 4	Ave	0.0293	0.0263		0.449	0.500	-10.1	20.0
PCB-1016 Peak 5	Ave	0.0289	0.0257		0.444	0.500	-11.2	20.0
PCB-1260 Peak 1	Ave	0.0405	0.0364		0.449	0.500	-10.2	20.0
PCB-1260 Peak 2	Ave	0.0678	0.0615		0.453	0.500	-9.3	20.0
PCB-1260 Peak 3	Ave	0.0750	0.0676		0.451	0.500	-9.8	20.0
PCB-1260 Peak 4	Ave	0.1179	0.1106		0.469	0.500	-6.2	20.0
PCB-1260 Peak 5	Ave	0.0574	0.0507		0.442	0.500	-11.7	20.0
Tetrachloro-m-xylene	Ave	0.9325	0.8998		0.0241	0.0250	-3.5	20.0
DCB Decachlorobiphenyl	Ave	1.119	0.9813		0.0219	0.0250	-12.3	20.0

FORM VII
PCBS CONTINUING CALIBRATION RETENTION TIME SUMMARY

Lab Name: TestAmerica Canton Job No.: 240-100018-1

SDG No.:

Lab Sample ID: CCVIS 240-342277/28 Calibration Date: 08/24/2018 01:14

Instrument ID: A2HP12 Calib Start Date: 04/20/2018 03:41

GC Column: CLP-1 (0.53mm) ID: 0.53(mm) Calib End Date: 04/20/2018 05:19

Lab File ID: P12082363.D

Analyte	RT	RT WINDOW	
		FROM	TO
PCB-1016 Peak 1	4.62	4.60	4.64
PCB-1016 Peak 2	5.12	5.10	5.13
PCB-1016 Peak 3	5.73	5.71	5.75
PCB-1016 Peak 4	5.90	5.88	5.92
PCB-1016 Peak 5	6.43	6.41	6.45
PCB-1260 Peak 1	7.92	7.90	7.94
PCB-1260 Peak 2	8.25	8.23	8.27
PCB-1260 Peak 3	8.57	8.55	8.59
PCB-1260 Peak 4	9.35	9.33	9.37
PCB-1260 Peak 5	9.67	9.65	9.69
Tetrachloro-m-xylene	4.07	4.05	4.09
DCB Decachlorobiphenyl	10.87	10.85	10.89

FORM VII
PCBS CONTINUING CALIBRATION DATA

Lab Name: TestAmerica Canton Job No.: 240-100018-1

SDG No.:

Lab Sample ID: CCV 240-342496/3 Calibration Date: 08/25/2018 09:33

Instrument ID: A2HP12 Calib Start Date: 04/20/2018 03:41

GC Column: CLP-2 (0.53mm) ID: 0.53(mm) Calib End Date: 04/20/2018 05:19

Lab File ID: P12082503.D Conc. Units: ng/uL

ANALYTE	CURVE TYPE	AVE RRF	RRF	MIN RRF	CALC AMOUNT	SPIKE AMOUNT	%D	MAX %D
PCB-1016 Peak 1	Ave	0.0167	0.0149		0.446	0.500	-10.8	20.0
PCB-1016 Peak 2	Ave	0.0318	0.0295		0.464	0.500	-7.3	20.0
PCB-1016 Peak 3	Ave	0.0684	0.0671		0.491	0.500	-1.9	20.0
PCB-1016 Peak 4	Ave	0.0286	0.0286		0.500	0.500	0.0	20.0
PCB-1016 Peak 5	Ave	0.0121	0.0120		0.495	0.500	-1.0	20.0
PCB-1260 Peak 1	Ave	0.0370	0.0352		0.476	0.500	-4.7	20.0
PCB-1260 Peak 2	Ave	0.0447	0.0443		0.496	0.500	-0.9	20.0
PCB-1260 Peak 3	Ave	0.0366	0.0383		0.522	0.500	4.5	20.0
PCB-1260 Peak 4	Ave	0.0907	0.1000		0.552	0.500	10.3	20.0
PCB-1260 Peak 5	Ave	0.0617	0.0698		0.565	0.500	13.0	20.0
Tetrachloro-m-xylene	Ave	0.9477	0.8823		0.0233	0.0250	-6.9	20.0
DCB Decachlorobiphenyl	Ave	0.8253	0.9463		0.0287	0.0250	14.7	20.0

FORM VII
PCBS CONTINUING CALIBRATION RETENTION TIME SUMMARY

Lab Name: TestAmerica Canton Job No.: 240-100018-1

SDG No.:

Lab Sample ID: CCV 240-342496/3 Calibration Date: 08/25/2018 09:33

Instrument ID: A2HP12 Calib Start Date: 04/20/2018 03:41

GC Column: CLP-2 (0.53mm) ID: 0.53(mm) Calib End Date: 04/20/2018 05:19

Lab File ID: P12082503.D

Analyte	RT	RT WINDOW	
		FROM	TO
PCB-1016 Peak 1	5.41	5.39	5.43
PCB-1016 Peak 2	5.98	5.96	6.00
PCB-1016 Peak 3	6.59	6.57	6.60
PCB-1016 Peak 4	6.76	6.74	6.78
PCB-1016 Peak 5	7.12	7.10	7.14
PCB-1260 Peak 1	8.88	8.86	8.90
PCB-1260 Peak 2	9.14	9.12	9.16
PCB-1260 Peak 3	9.99	9.98	10.01
PCB-1260 Peak 4	10.29	10.27	10.31
PCB-1260 Peak 5	10.68	10.66	10.69
Tetrachloro-m-xylene	4.65	4.63	4.67
DCB Decachlorobiphenyl	11.78	11.76	11.80

FORM VII
PCBS CONTINUING CALIBRATION DATA

Lab Name: TestAmerica Canton Job No.: 240-100018-1

SDG No.:

Lab Sample ID: CCV 240-342496/4 Calibration Date: 08/25/2018 09:53

Instrument ID: A2HP12 Calib Start Date: 04/19/2018 19:54

GC Column: CLP-2 (0.53mm) ID: 0.53(mm) Calib End Date: 04/19/2018 21:31

Lab File ID: P12082504.D Conc. Units: ng/uL

ANALYTE	CURVE TYPE	AVE RRF	RRF	MIN RRF	CALC AMOUNT	SPIKE AMOUNT	%D	MAX %D
PCB-1232 Peak 1	Ave	0.0205	0.0184		0.447	0.500	-10.5	20.0
PCB-1232 Peak 2	Ave	0.0164	0.0154		0.471	0.500	-5.9	20.0
PCB-1232 Peak 3	Ave	0.0318	0.0306		0.482	0.500	-3.7	20.0
PCB-1232 Peak 4	Ave	0.0134	0.0134		0.502	0.500	0.3	20.0
PCB-1232 Peak 5	Lin1		0.0052		0.594	0.500	18.7	20.0
PCB-1262 Peak 1	Ave	0.0361	0.0360		0.498	0.500	-0.5	20.0
PCB-1262 Peak 2	Ave	0.0533	0.0545		0.511	0.500	2.1	20.0
PCB-1262 Peak 3	Ave	0.0463	0.0503		0.543	0.500	8.7	20.0
PCB-1262 Peak 4	Ave	0.1033	0.1139		0.551	0.500	10.2	20.0
PCB-1262 Peak 5	Ave	0.0743	0.0819		0.551	0.500	10.2	20.0

FORM VII
PCBS CONTINUING CALIBRATION RETENTION TIME SUMMARY

Lab Name: TestAmerica Canton Job No.: 240-100018-1

SDG No.:

Lab Sample ID: CCV 240-342496/4 Calibration Date: 08/25/2018 09:53

Instrument ID: A2HP12 Calib Start Date: 04/19/2018 19:54

GC Column: CLP-2 (0.53mm) ID: 0.53(mm) Calib End Date: 04/19/2018 21:31

Lab File ID: P12082504.D

Analyte	RT	RT WINDOW	
		FROM	TO
PCB-1232 Peak 1	5.41	5.39	5.43
PCB-1232 Peak 2	5.98	5.96	6.00
PCB-1232 Peak 3	6.59	6.57	6.60
PCB-1232 Peak 4	6.76	6.74	6.78
PCB-1232 Peak 5	7.12	7.10	7.14
PCB-1262 Peak 1	9.14	9.12	9.16
PCB-1262 Peak 2	9.66	9.64	9.68
PCB-1262 Peak 3	10.00	9.98	10.01
PCB-1262 Peak 4	10.29	10.27	10.31
PCB-1262 Peak 5	10.67	10.65	10.69

FORM VII
PCBS CONTINUING CALIBRATION DATA

Lab Name: TestAmerica Canton Job No.: 240-100018-1

SDG No.:

Lab Sample ID: CCV 240-342496/5 Calibration Date: 08/25/2018 10:12

Instrument ID: A2HP12 Calib Start Date: 04/19/2018 21:51

GC Column: CLP-2 (0.53mm) ID: 0.53(mm) Calib End Date: 04/19/2018 23:28

Lab File ID: P12082505.D Conc. Units: ng/uL

ANALYTE	CURVE TYPE	AVE RRF	RRF	MIN RRF	CALC AMOUNT	SPIKE AMOUNT	%D	MAX %D
PCB-1242 Peak 1	Ave	0.0143	0.0135		0.473	0.500	-5.5	20.0
PCB-1242 Peak 2	Ave	0.0260	0.0252		0.484	0.500	-3.2	20.0
PCB-1242 Peak 3	Ave	0.0549	0.0553		0.504	0.500	0.8	20.0
PCB-1242 Peak 4	Ave	0.0231	0.0237		0.514	0.500	2.8	20.0
PCB-1242 Peak 5	Ave	0.0097	0.0101		0.518	0.500	3.6	20.0
PCB-1268 Peak 1	Ave	0.1231	0.1477		0.600	0.500	20.0	20.0
PCB-1268 Peak 2	Ave	0.1188	0.1472		0.619	0.500	23.9*	20.0
PCB-1268 Peak 3	Ave	0.1020	0.1276		0.626	0.500	25.1*	20.0
PCB-1268 Peak 4	Ave	0.0433	0.0532		0.615	0.500	23.0*	20.0
PCB-1268 Peak 5	Ave	0.3124	0.4115		0.659	0.500	31.7*	20.0

average %D 1268 24.74

FORM VII
PCBS CONTINUING CALIBRATION RETENTION TIME SUMMARY

Lab Name: TestAmerica Canton Job No.: 240-100018-1

SDG No.:

Lab Sample ID: CCV 240-342496/5 Calibration Date: 08/25/2018 10:12

Instrument ID: A2HP12 Calib Start Date: 04/19/2018 21:51

GC Column: CLP-2 (0.53mm) ID: 0.53(mm) Calib End Date: 04/19/2018 23:28

Lab File ID: P12082505.D

Analyte	RT	RT WINDOW	
		FROM	TO
PCB-1242 Peak 1	5.41	5.39	5.43
PCB-1242 Peak 2	5.98	5.96	6.00
PCB-1242 Peak 3	6.58	6.57	6.60
PCB-1242 Peak 4	6.76	6.74	6.78
PCB-1242 Peak 5	7.12	7.10	7.14
PCB-1268 Peak 1	10.67	10.65	10.69
PCB-1268 Peak 2	10.72	10.70	10.74
PCB-1268 Peak 3	10.97	10.95	10.99
PCB-1268 Peak 4	11.25	11.23	11.27
PCB-1268 Peak 5	11.55	11.53	11.57

FORM VII
PCBS CONTINUING CALIBRATION DATA

Lab Name: TestAmerica Canton Job No.: 240-100018-1

SDG No.:

Lab Sample ID: CCV 240-342496/6 Calibration Date: 08/25/2018 10:32

Instrument ID: A2HP12 Calib Start Date: 04/19/2018 23:48

GC Column: CLP-2 (0.53mm) ID: 0.53(mm) Calib End Date: 04/20/2018 01:25

Lab File ID: P12082506.D Conc. Units: ng/uL

ANALYTE	CURVE TYPE	AVE RRF	RRF	MIN RRF	CALC AMOUNT	SPIKE AMOUNT	%D	MAX %D
PCB-1248 Peak 1	Ave	0.0359	0.0364		0.507	0.500	1.3	20.0
PCB-1248 Peak 2	Ave	0.0198	0.0197		0.498	0.500	-0.3	20.0
PCB-1248 Peak 3	Ave	0.0293	0.0305		0.522	0.500	4.4	20.0
PCB-1248 Peak 4	Ave	0.0332	0.0344		0.518	0.500	3.6	20.0
PCB-1248 Peak 5	Ave	0.0181	0.0194		0.534	0.500	6.8	20.0

FORM VII
PCBS CONTINUING CALIBRATION RETENTION TIME SUMMARY

Lab Name: TestAmerica Canton Job No.: 240-100018-1

SDG No.:

Lab Sample ID: CCV 240-342496/6 Calibration Date: 08/25/2018 10:32

Instrument ID: A2HP12 Calib Start Date: 04/19/2018 23:48

GC Column: CLP-2 (0.53mm) ID: 0.53(mm) Calib End Date: 04/20/2018 01:25

Lab File ID: P12082506.D

Analyte	RT	RT WINDOW	
		FROM	TO
PCB-1248 Peak 1	6.58	6.56	6.60
PCB-1248 Peak 2	7.03	7.01	7.05
PCB-1248 Peak 3	7.50	7.48	7.52
PCB-1248 Peak 4	7.88	7.86	7.90
PCB-1248 Peak 5	8.65	8.63	8.67

FORM VII
PCBS CONTINUING CALIBRATION DATA

Lab Name: TestAmerica Canton Job No.: 240-100018-1

SDG No.:

Lab Sample ID: CCV 240-342496/7 Calibration Date: 08/25/2018 10:51

Instrument ID: A2HP12 Calib Start Date: 04/20/2018 01:44

GC Column: CLP-2 (0.53mm) ID: 0.53(mm) Calib End Date: 04/20/2018 03:22

Lab File ID: P12082507.D Conc. Units: ng/uL

ANALYTE	CURVE TYPE	AVE RRF	RRF	MIN RRF	CALC AMOUNT	SPIKE AMOUNT	%D	MAX %D
PCB-1221 Peak 1	Ave	0.0095	0.0087		0.458	0.500	-8.3	20.0
PCB-1221 Peak 2	Ave	0.0064	0.0060		0.468	0.500	-6.3	20.0
PCB-1221 Peak 3	Ave	0.0227	0.0206		0.455	0.500	-9.1	20.0
PCB-1254 Peak 1	Ave	0.0295	0.0281		0.476	0.500	-4.8	20.0
PCB-1254 Peak 2	Ave	0.0344	0.0317		0.460	0.500	-7.9	20.0
PCB-1254 Peak 3	Ave	0.0482	0.0449		0.465	0.500	-7.0	20.0
PCB-1254 Peak 4	Ave	0.0361	0.0334		0.463	0.500	-7.5	20.0
PCB-1254 Peak 5	Ave	0.0488	0.0497		0.509	0.500	1.8	20.0

FORM VII
PCBS CONTINUING CALIBRATION RETENTION TIME SUMMARY

Lab Name: TestAmerica Canton Job No.: 240-100018-1

SDG No.:

Lab Sample ID: CCV 240-342496/7 Calibration Date: 08/25/2018 10:51

Instrument ID: A2HP12 Calib Start Date: 04/20/2018 01:44

GC Column: CLP-2 (0.53mm) ID: 0.53(mm) Calib End Date: 04/20/2018 03:22

Lab File ID: P12082507.D

Analyte	RT	RT WINDOW	
		FROM	TO
PCB-1221 Peak 1	5.13	5.11	5.15
PCB-1221 Peak 2	5.33	5.31	5.35
PCB-1221 Peak 3	5.41	5.39	5.43
PCB-1254 Peak 1	7.87	7.85	7.89
PCB-1254 Peak 2	8.12	8.10	8.14
PCB-1254 Peak 3	8.65	8.63	8.67
PCB-1254 Peak 4	8.93	8.91	8.95
PCB-1254 Peak 5	9.55	9.53	9.57

FORM VII
PCBS CONTINUING CALIBRATION DATA

Lab Name: TestAmerica Canton Job No.: 240-100018-1

SDG No.:

Lab Sample ID: ICV 240-337545/34 Calibration Date: 07/24/2018 00:49

Instrument ID: A2HP13 Calib Start Date: 07/23/2018 21:19

GC Column: CLP-1 (0.53mm) ID: 0.53(mm) Calib End Date: 07/23/2018 22:46

Lab File ID: P13072334.D Conc. Units: ng/uL

ANALYTE	CURVE TYPE	AVE RRF	RRF	MIN RRF	CALC AMOUNT	SPIKE AMOUNT	%D	MAX %D
PCB-1221 Peak 1	Ave	0.0104	0.0128		0.616	0.500	23.2*	20.0
PCB-1221 Peak 2	Ave	0.0069	0.0082		0.597	0.500	19.5	20.0
PCB-1221 Peak 3	Ave	0.0249	0.0291		0.584	0.500	16.9	20.0

average %D 1221 19.86

FORM VII
PCBS CONTINUING CALIBRATION RETENTION TIME SUMMARY

Lab Name: TestAmerica Canton Job No.: 240-100018-1

SDG No.:

Lab Sample ID: ICV 240-337545/34 Calibration Date: 07/24/2018 00:49

Instrument ID: A2HP13 Calib Start Date: 07/23/2018 21:19

GC Column: CLP-1 (0.53mm) ID: 0.53(mm) Calib End Date: 07/23/2018 22:46

Lab File ID: P13072334.D

Analyte	RT	RT WINDOW	
		FROM	TO
PCB-1221 Peak 1	3.01	2.99	3.03
PCB-1221 Peak 2	3.22	3.20	3.24
PCB-1221 Peak 3	3.28	3.26	3.30

FORM VII
PCBS CONTINUING CALIBRATION DATA

Lab Name: TestAmerica Canton Job No.: 240-100018-1

SDG No.:

Lab Sample ID: ICV 240-337545/34 Calibration Date: 07/24/2018 00:49

Instrument ID: A2HP13 Calib Start Date: 07/23/2018 21:19

GC Column: CLP-2 (0.53mm) ID: 0.53(mm) Calib End Date: 07/23/2018 22:46

Lab File ID: P13072334.D Conc. Units: ng/uL

ANALYTE	CURVE TYPE	AVE RRF	RRF	MIN RRF	CALC AMOUNT	SPIKE AMOUNT	%D	MAX %D
PCB-1221 Peak 1	Ave	0.0109	0.0126		0.578	0.500	15.7	20.0
PCB-1221 Peak 2	Ave	0.0073	0.0087		0.599	0.500	19.8	20.0
PCB-1221 Peak 3	Ave	0.0258	0.0306		0.593	0.500	18.6	20.0

FORM VII
PCBS CONTINUING CALIBRATION RETENTION TIME SUMMARY

Lab Name: TestAmerica Canton Job No.: 240-100018-1

SDG No.:

Lab Sample ID: ICV 240-337545/34 Calibration Date: 07/24/2018 00:49

Instrument ID: A2HP13 Calib Start Date: 07/23/2018 21:19

GC Column: CLP-2 (0.53mm) ID: 0.53(mm) Calib End Date: 07/23/2018 22:46

Lab File ID: P13072334.D

Analyte	RT	RT WINDOW	
		FROM	TO
PCB-1221 Peak 1	3.74	3.72	3.76
PCB-1221 Peak 2	3.95	3.94	3.98
PCB-1221 Peak 3	4.04	4.03	4.06

FORM VII
PCBS CONTINUING CALIBRATION DATA

Lab Name: TestAmerica Canton Job No.: 240-100018-1

SDG No.:

Lab Sample ID: ICV 240-337545/35 Calibration Date: 07/24/2018 01:06

Instrument ID: A2HP13 Calib Start Date: 07/23/2018 16:05

GC Column: CLP-1 (0.53mm) ID: 0.53(mm) Calib End Date: 07/23/2018 17:32

Lab File ID: P13072335.D Conc. Units: ng/uL

ANALYTE	CURVE TYPE	AVE RRF	RRF	MIN RRF	CALC AMOUNT	SPIKE AMOUNT	%D	MAX %D
PCB-1232 Peak 1	Ave	0.0217	0.0192		0.444	0.500	-11.3	20.0
PCB-1232 Peak 2	Ave	0.0174	0.0165		0.473	0.500	-5.3	20.0
PCB-1232 Peak 3	Ave	0.0355	0.0323		0.455	0.500	-9.0	20.0
PCB-1232 Peak 4	Ave	0.0151	0.0146		0.483	0.500	-3.5	20.0
PCB-1232 Peak 5	Ave	0.0056	0.0054		0.478	0.500	-4.3	20.0

FORM VII
PCBS CONTINUING CALIBRATION RETENTION TIME SUMMARY

Lab Name: TestAmerica Canton Job No.: 240-100018-1

SDG No.:

Lab Sample ID: ICV 240-337545/35 Calibration Date: 07/24/2018 01:06

Instrument ID: A2HP13 Calib Start Date: 07/23/2018 16:05

GC Column: CLP-1 (0.53mm) ID: 0.53(mm) Calib End Date: 07/23/2018 17:32

Lab File ID: P13072335.D

Analyte	RT	RT WINDOW	
		FROM	TO
PCB-1232 Peak 1	3.28	3.27	3.31
PCB-1232 Peak 2	3.80	3.79	3.83
PCB-1232 Peak 3	4.46	4.44	4.48
PCB-1232 Peak 4	4.63	4.62	4.66
PCB-1232 Peak 5	4.97	4.95	4.99

FORM VII
PCBS CONTINUING CALIBRATION DATA

Lab Name: TestAmerica Canton Job No.: 240-100018-1

SDG No.:

Lab Sample ID: ICV 240-337545/35 Calibration Date: 07/24/2018 01:06

Instrument ID: A2HP13 Calib Start Date: 07/23/2018 16:05

GC Column: CLP-2 (0.53mm) ID: 0.53(mm) Calib End Date: 07/23/2018 17:32

Lab File ID: P13072335.D Conc. Units: ng/uL

ANALYTE	CURVE TYPE	AVE RRF	RRF	MIN RRF	CALC AMOUNT	SPIKE AMOUNT	%D	MAX %D
PCB-1232 Peak 1	Ave	0.0223	0.0198		0.444	0.500	-11.2	20.0
PCB-1232 Peak 2	Ave	0.0186	0.0175		0.470	0.500	-6.1	20.0
PCB-1232 Peak 3	Ave	0.0347	0.0332		0.477	0.500	-4.6	20.0
PCB-1232 Peak 4	Ave	0.0139	0.0131		0.472	0.500	-5.5	20.0
PCB-1232 Peak 5	Ave	0.0081	0.0075		0.464	0.500	-7.1	20.0

FORM VII
PCBS CONTINUING CALIBRATION RETENTION TIME SUMMARY

Lab Name: TestAmerica Canton Job No.: 240-100018-1

SDG No.:

Lab Sample ID: ICV 240-337545/35 Calibration Date: 07/24/2018 01:06

Instrument ID: A2HP13 Calib Start Date: 07/23/2018 16:05

GC Column: CLP-2 (0.53mm) ID: 0.53(mm) Calib End Date: 07/23/2018 17:32

Lab File ID: P13072335.D

Analyte	RT	RT WINDOW	
		FROM	TO
PCB-1232 Peak 1	4.04	4.03	4.07
PCB-1232 Peak 2	4.64	4.62	4.66
PCB-1232 Peak 3	5.27	5.26	5.29
PCB-1232 Peak 4	5.45	5.43	5.47
PCB-1232 Peak 5	5.78	5.76	5.80

FORM VII
PCBS CONTINUING CALIBRATION DATA

Lab Name: TestAmerica Canton Job No.: 240-100018-1

SDG No.:

Lab Sample ID: ICV 240-337545/36 Calibration Date: 07/24/2018 01:23

Instrument ID: A2HP13 Calib Start Date: 07/23/2018 17:50

GC Column: CLP-1 (0.53mm) ID: 0.53(mm) Calib End Date: 07/23/2018 19:17

Lab File ID: P13072336.D Conc. Units: ng/uL

ANALYTE	CURVE TYPE	AVE RRF	RRF	MIN RRF	CALC AMOUNT	SPIKE AMOUNT	%D	MAX %D
PCB-1242 Peak 1	Ave	0.0152	0.0135		0.446	0.500	-10.8	20.0
PCB-1242 Peak 2	Ave	0.0302	0.0273		0.451	0.500	-9.7	20.0
PCB-1242 Peak 3	Ave	0.0637	0.0536		0.420	0.500	-15.9	20.0
PCB-1242 Peak 4	Ave	0.0270	0.0249		0.461	0.500	-7.8	20.0
PCB-1242 Peak 5	Ave	0.0113	0.0107		0.473	0.500	-5.5	20.0

FORM VII
PCBS CONTINUING CALIBRATION RETENTION TIME SUMMARY

Lab Name: TestAmerica Canton Job No.: 240-100018-1

SDG No.:

Lab Sample ID: ICV 240-337545/36 Calibration Date: 07/24/2018 01:23

Instrument ID: A2HP13 Calib Start Date: 07/23/2018 17:50

GC Column: CLP-1 (0.53mm) ID: 0.53(mm) Calib End Date: 07/23/2018 19:17

Lab File ID: P13072336.D

Analyte	RT	RT WINDOW	
		FROM	TO
PCB-1242 Peak 1	3.28	3.27	3.31
PCB-1242 Peak 2	3.80	3.79	3.82
PCB-1242 Peak 3	4.45	4.44	4.48
PCB-1242 Peak 4	4.63	4.62	4.66
PCB-1242 Peak 5	4.97	4.95	4.99

FORM VII
PCBS CONTINUING CALIBRATION DATA

Lab Name: TestAmerica Canton Job No.: 240-100018-1

SDG No.:

Lab Sample ID: ICV 240-337545/36 Calibration Date: 07/24/2018 01:23

Instrument ID: A2HP13 Calib Start Date: 07/23/2018 17:50

GC Column: CLP-2 (0.53mm) ID: 0.53(mm) Calib End Date: 07/23/2018 19:17

Lab File ID: P13072336.D Conc. Units: ng/uL

ANALYTE	CURVE TYPE	AVE RRF	RRF	MIN RRF	CALC AMOUNT	SPIKE AMOUNT	%D	MAX %D
PCB-1242 Peak 1	Ave	0.0157	0.0153		0.487	0.500	-2.6	20.0
PCB-1242 Peak 2	Ave	0.0303	0.0268		0.442	0.500	-11.6	20.0
PCB-1242 Peak 3	Ave	0.0609	0.0553		0.454	0.500	-9.3	20.0
PCB-1242 Peak 4	Ave	0.0238	0.0222		0.465	0.500	-7.1	20.0
PCB-1242 Peak 5	Ave	0.0112	0.0098		0.436	0.500	-12.9	20.0

FORM VII
PCBS CONTINUING CALIBRATION RETENTION TIME SUMMARY

Lab Name: TestAmerica Canton Job No.: 240-100018-1

SDG No.:

Lab Sample ID: ICV 240-337545/36 Calibration Date: 07/24/2018 01:23

Instrument ID: A2HP13 Calib Start Date: 07/23/2018 17:50

GC Column: CLP-2 (0.53mm) ID: 0.53(mm) Calib End Date: 07/23/2018 19:17

Lab File ID: P13072336.D

Analyte	RT	RT WINDOW	
		FROM	TO
PCB-1242 Peak 1	4.04	4.03	4.07
PCB-1242 Peak 2	4.64	4.62	4.66
PCB-1242 Peak 3	5.27	5.25	5.29
PCB-1242 Peak 4	5.45	5.43	5.47
PCB-1242 Peak 5	5.82	5.81	5.84

FORM VII
PCBS CONTINUING CALIBRATION DATA

Lab Name: TestAmerica Canton Job No.: 240-100018-1

SDG No.:

Lab Sample ID: ICV 240-337545/37 Calibration Date: 07/24/2018 01:41

Instrument ID: A2HP13 Calib Start Date: 07/23/2018 19:35

GC Column: CLP-1 (0.53mm) ID: 0.53(mm) Calib End Date: 07/23/2018 21:02

Lab File ID: P13072337.D Conc. Units: ng/uL

ANALYTE	CURVE TYPE	AVE RRF	RRF	MIN RRF	CALC AMOUNT	SPIKE AMOUNT	%D	MAX %D
PCB-1248 Peak 1	Ave	0.0159	0.0174		0.549	0.500	9.7	20.0
PCB-1248 Peak 2	Ave	0.0256	0.0284		0.555	0.500	11.0	20.0
PCB-1248 Peak 3	Ave	0.0361	0.0363		0.503	0.500	0.5	20.0
PCB-1248 Peak 4	Ave	0.0309	0.0344		0.556	0.500	11.3	20.0
PCB-1248 Peak 5	Ave	0.0194	0.0222		0.572	0.500	14.3	20.0

FORM VII
PCBS CONTINUING CALIBRATION RETENTION TIME SUMMARY

Lab Name: TestAmerica Canton Job No.: 240-100018-1

SDG No.:

Lab Sample ID: ICV 240-337545/37 Calibration Date: 07/24/2018 01:41

Instrument ID: A2HP13 Calib Start Date: 07/23/2018 19:35

GC Column: CLP-1 (0.53mm) ID: 0.53(mm) Calib End Date: 07/23/2018 21:02

Lab File ID: P13072337.D

Analyte	RT	RT WINDOW	
		FROM	TO
PCB-1248 Peak 1	3.80	3.78	3.82
PCB-1248 Peak 2	4.90	4.88	4.92
PCB-1248 Peak 3	5.74	5.72	5.76
PCB-1248 Peak 4	6.01	6.00	6.04
PCB-1248 Peak 5	6.50	6.49	6.52

FORM VII
PCBS CONTINUING CALIBRATION DATA

Lab Name: TestAmerica Canton Job No.: 240-100018-1

SDG No.:

Lab Sample ID: ICV 240-337545/37 Calibration Date: 07/24/2018 01:41

Instrument ID: A2HP13 Calib Start Date: 07/23/2018 19:35

GC Column: CLP-2 (0.53mm) ID: 0.53(mm) Calib End Date: 07/23/2018 21:02

Lab File ID: P13072337.D Conc. Units: ng/uL

ANALYTE	CURVE TYPE	AVE RRF	RRF	MIN RRF	CALC AMOUNT	SPIKE AMOUNT	%D	MAX %D
PCB-1248 Peak 1	Ave	0.0162	0.0171		0.526	0.500	5.2	20.0
PCB-1248 Peak 2	Ave	0.0234	0.0252		0.538	0.500	7.6	20.0
PCB-1248 Peak 3	Ave	0.0326	0.0374		0.573	0.500	14.6	20.0
PCB-1248 Peak 4	Ave	0.0376	0.0435		0.579	0.500	15.7	20.0
PCB-1248 Peak 5	Ave	0.0200	0.0232		0.579	0.500	15.8	20.0

FORM VII
PCBS CONTINUING CALIBRATION RETENTION TIME SUMMARY

Lab Name: TestAmerica Canton Job No.: 240-100018-1

SDG No.:

Lab Sample ID: ICV 240-337545/37 Calibration Date: 07/24/2018 01:41

Instrument ID: A2HP13 Calib Start Date: 07/23/2018 19:35

GC Column: CLP-2 (0.53mm) ID: 0.53(mm) Calib End Date: 07/23/2018 21:02

Lab File ID: P13072337.D

Analyte	RT	RT WINDOW	
		FROM	TO
PCB-1248 Peak 1	4.64	4.62	4.66
PCB-1248 Peak 2	5.73	5.71	5.75
PCB-1248 Peak 3	6.21	6.20	6.24
PCB-1248 Peak 4	6.60	6.58	6.62
PCB-1248 Peak 5	7.39	7.37	7.41

FORM VII
PCBS CONTINUING CALIBRATION DATA

Lab Name: TestAmerica Canton Job No.: 240-100018-1

SDG No.:

Lab Sample ID: ICV 240-337545/38 Calibration Date: 07/24/2018 01:58

Instrument ID: A2HP13 Calib Start Date: 07/23/2018 21:19

GC Column: CLP-1 (0.53mm) ID: 0.53(mm) Calib End Date: 07/23/2018 22:46

Lab File ID: P13072338.D Conc. Units: ng/uL

ANALYTE	CURVE TYPE	AVE RRF	RRF	MIN RRF	CALC AMOUNT	SPIKE AMOUNT	%D	MAX %D
PCB-1254 Peak 1	Ave	0.0311	0.0352		0.565	0.500	12.9	20.0
PCB-1254 Peak 2	Ave	0.0434	0.0492		0.567	0.500	13.3	20.0
PCB-1254 Peak 3	Ave	0.0583	0.0672		0.576	0.500	15.2	20.0
PCB-1254 Peak 4	Ave	0.0411	0.0495		0.602	0.500	20.3*	20.0
PCB-1254 Peak 5	Ave	0.0604	0.0748		0.620	0.500	24.0*	20.0

average %D 1254 17.14

FORM VII
PCBS CONTINUING CALIBRATION RETENTION TIME SUMMARY

Lab Name: TestAmerica Canton Job No.: 240-100018-1

SDG No.:

Lab Sample ID: ICV 240-337545/38 Calibration Date: 07/24/2018 01:58

Instrument ID: A2HP13 Calib Start Date: 07/23/2018 21:19

GC Column: CLP-1 (0.53mm) ID: 0.53(mm) Calib End Date: 07/23/2018 22:46

Lab File ID: P13072338.D

Analyte	RT	RT WINDOW	
		FROM	TO
PCB-1254 Peak 1	5.68	5.66	5.70
PCB-1254 Peak 2	6.02	6.00	6.04
PCB-1254 Peak 3	6.50	6.48	6.52
PCB-1254 Peak 4	7.07	7.05	7.09
PCB-1254 Peak 5	7.40	7.39	7.42

FORM VII
PCBS CONTINUING CALIBRATION DATA

Lab Name: TestAmerica Canton Job No.: 240-100018-1

SDG No.:

Lab Sample ID: ICV 240-337545/38 Calibration Date: 07/24/2018 01:58

Instrument ID: A2HP13 Calib Start Date: 07/23/2018 21:19

GC Column: CLP-2 (0.53mm) ID: 0.53(mm) Calib End Date: 07/23/2018 22:46

Lab File ID: P13072338.D Conc. Units: ng/uL

ANALYTE	CURVE TYPE	AVE RRF	RRF	MIN RRF	CALC AMOUNT	SPIKE AMOUNT	%D	MAX %D
PCB-1254 Peak 1	Ave	0.0344	0.0373		0.542	0.500	8.4	20.0
PCB-1254 Peak 2	Ave	0.0404	0.0439		0.544	0.500	8.8	20.0
PCB-1254 Peak 3	Ave	0.0540	0.0599		0.555	0.500	10.9	20.0
PCB-1254 Peak 4	Ave	0.0400	0.0454		0.567	0.500	13.5	20.0
PCB-1254 Peak 5	Ave	0.0573	0.0659		0.575	0.500	15.1	20.0

FORM VII
PCBS CONTINUING CALIBRATION RETENTION TIME SUMMARY

Lab Name: TestAmerica Canton Job No.: 240-100018-1

SDG No.:

Lab Sample ID: ICV 240-337545/38 Calibration Date: 07/24/2018 01:58

Instrument ID: A2HP13 Calib Start Date: 07/23/2018 21:19

GC Column: CLP-2 (0.53mm) ID: 0.53(mm) Calib End Date: 07/23/2018 22:46

Lab File ID: P13072338.D

Analyte	RT	RT WINDOW	
		FROM	TO
PCB-1254 Peak 1	6.59	6.58	6.61
PCB-1254 Peak 2	6.84	6.82	6.86
PCB-1254 Peak 3	7.39	7.37	7.41
PCB-1254 Peak 4	7.67	7.65	7.69
PCB-1254 Peak 5	8.30	8.29	8.32

FORM VII
PCBS CONTINUING CALIBRATION DATA

Lab Name: TestAmerica Canton Job No.: 240-100018-1

SDG No.:

Lab Sample ID: ICV 240-337545/39 Calibration Date: 07/24/2018 02:16

Instrument ID: A2HP13 Calib Start Date: 07/23/2018 23:04

GC Column: CLP-1 (0.53mm) ID: 0.53(mm) Calib End Date: 07/24/2018 00:31

Lab File ID: P13072339.D Conc. Units: ng/uL

ANALYTE	CURVE TYPE	AVE RRF	RRF	MIN RRF	CALC AMOUNT	SPIKE AMOUNT	%D	MAX %D
PCB-1016 Peak 1	Ave	0.0180	0.0172		0.478	0.500	-4.5	20.0
PCB-1016 Peak 2	Ave	0.0364	0.0336		0.462	0.500	-7.6	20.0
PCB-1016 Peak 3	Ave	0.0776	0.0688		0.444	0.500	-11.3	20.0
PCB-1016 Peak 4	Ave	0.0327	0.0310		0.474	0.500	-5.3	20.0
PCB-1016 Peak 5	Ave	0.0138	0.0128		0.461	0.500	-7.9	20.0
PCB-1260 Peak 1	Ave	0.0454	0.0442		0.486	0.500	-2.7	20.0
PCB-1260 Peak 2	Ave	0.0698	0.0678		0.486	0.500	-2.8	20.0
PCB-1260 Peak 3	Ave	0.0747	0.0726		0.486	0.500	-2.8	20.0
PCB-1260 Peak 4	Ave	0.1067	0.1058		0.496	0.500	-0.9	20.0
PCB-1260 Peak 5	Ave	0.0543	0.0542		0.499	0.500	-0.3	20.0
Tetrachloro-m-xylene	Ave	1.023	1.032		0.0252	0.0250	0.9	20.0
DCB Decachlorobiphenyl	Ave	1.019	1.010		0.0248	0.0250	-0.9	20.0

FORM VII
PCBS CONTINUING CALIBRATION RETENTION TIME SUMMARY

Lab Name: TestAmerica Canton Job No.: 240-100018-1

SDG No.:

Lab Sample ID: ICV 240-337545/39 Calibration Date: 07/24/2018 02:16

Instrument ID: A2HP13 Calib Start Date: 07/23/2018 23:04

GC Column: CLP-1 (0.53mm) ID: 0.53(mm) Calib End Date: 07/24/2018 00:31

Lab File ID: P13072339.D

Analyte	RT	RT WINDOW	
		FROM	TO
PCB-1016 Peak 1	3.28	3.26	3.30
PCB-1016 Peak 2	3.80	3.78	3.82
PCB-1016 Peak 3	4.45	4.43	4.47
PCB-1016 Peak 4	4.63	4.61	4.65
PCB-1016 Peak 5	4.97	4.95	4.99
PCB-1260 Peak 1	6.73	6.71	6.75
PCB-1260 Peak 2	7.07	7.05	7.09
PCB-1260 Peak 3	7.40	7.38	7.42
PCB-1260 Peak 4	8.20	8.18	8.22
PCB-1260 Peak 5	8.53	8.51	8.55
Tetrachloro-m-xylene	2.71	2.69	2.73
DCB Decachlorobiphenyl	9.69	9.68	9.71

FORM VII
PCBS CONTINUING CALIBRATION DATA

Lab Name: TestAmerica Canton Job No.: 240-100018-1

SDG No.:

Lab Sample ID: ICV 240-337545/39 Calibration Date: 07/24/2018 02:16

Instrument ID: A2HP13 Calib Start Date: 07/23/2018 23:04

GC Column: CLP-2 (0.53mm) ID: 0.53(mm) Calib End Date: 07/24/2018 00:31

Lab File ID: P13072339.D Conc. Units: ng/uL

ANALYTE	CURVE TYPE	AVE RRF	RRF	MIN RRF	CALC AMOUNT	SPIKE AMOUNT	%D	MAX %D
PCB-1016 Peak 1	Ave	0.0185	0.0181		0.488	0.500	-2.3	20.0
PCB-1016 Peak 2	Ave	0.0365	0.0328		0.450	0.500	-10.0	20.0
PCB-1016 Peak 3	Ave	0.0746	0.0681		0.456	0.500	-8.7	20.0
PCB-1016 Peak 4	Ave	0.0280	0.0259		0.462	0.500	-7.6	20.0
PCB-1016 Peak 5	Ave	0.0136	0.0123		0.450	0.500	-10.0	20.0
PCB-1260 Peak 1	Ave	0.0429	0.0412		0.480	0.500	-4.0	20.0
PCB-1260 Peak 2	Ave	0.0502	0.0482		0.481	0.500	-3.9	20.0
PCB-1260 Peak 3	Ave	0.0382	0.0374		0.489	0.500	-2.2	20.0
PCB-1260 Peak 4	Ave	0.0933	0.0900		0.482	0.500	-3.5	20.0
PCB-1260 Peak 5	Ave	0.0648	0.0622		0.480	0.500	-4.0	20.0
Tetrachloro-m-xylene	Ave	1.003	0.9876		0.0246	0.0250	-1.6	20.0
DCB Decachlorobiphenyl	Ave	0.8816	0.8430		0.0239	0.0250	-4.4	20.0

FORM VII
PCBS CONTINUING CALIBRATION RETENTION TIME SUMMARY

Lab Name: TestAmerica Canton Job No.: 240-100018-1

SDG No.:

Lab Sample ID: ICV 240-337545/39 Calibration Date: 07/24/2018 02:16

Instrument ID: A2HP13 Calib Start Date: 07/23/2018 23:04

GC Column: CLP-2 (0.53mm) ID: 0.53(mm) Calib End Date: 07/24/2018 00:31

Lab File ID: P13072339.D

Analyte	RT	RT WINDOW	
		FROM	TO
PCB-1016 Peak 1	4.04	4.02	4.06
PCB-1016 Peak 2	4.64	4.62	4.66
PCB-1016 Peak 3	5.27	5.25	5.29
PCB-1016 Peak 4	5.45	5.43	5.47
PCB-1016 Peak 5	5.82	5.80	5.84
PCB-1260 Peak 1	7.63	7.61	7.65
PCB-1260 Peak 2	7.88	7.87	7.90
PCB-1260 Peak 3	8.41	8.40	8.43
PCB-1260 Peak 4	9.03	9.02	9.05
PCB-1260 Peak 5	9.41	9.39	9.43
Tetrachloro-m-xylene	3.25	3.23	3.27
DCB Decachlorobiphenyl	10.50	10.48	10.52

FORM VII
PCBS CONTINUING CALIBRATION DATA

Lab Name: TestAmerica Canton Job No.: 240-100018-1

SDG No.:

Lab Sample ID: ICV 240-337545/40 Calibration Date: 07/24/2018 02:33

Instrument ID: A2HP13 Calib Start Date: 07/23/2018 16:05

GC Column: CLP-1 (0.53mm) ID: 0.53(mm) Calib End Date: 07/23/2018 17:32

Lab File ID: P13072340.D Conc. Units: ng/uL

ANALYTE	CURVE TYPE	AVE RRF	RRF	MIN RRF	CALC AMOUNT	SPIKE AMOUNT	%D	MAX %D
PCB-1262 Peak 1	Ave	0.0536	0.0457		0.426	0.500	-14.7	20.0
PCB-1262 Peak 2	Lin1		0.0625		0.456	0.500	-8.9	20.0
PCB-1262 Peak 3	Ave	0.0633	0.0535		0.423	0.500	-15.5	20.0
PCB-1262 Peak 4	Ave	0.1327	0.1146		0.432	0.500	-13.7	20.0
PCB-1262 Peak 5	Ave	0.0563	0.0470		0.417	0.500	-16.5	20.0

FORM VII
PCBS CONTINUING CALIBRATION RETENTION TIME SUMMARY

Lab Name: TestAmerica Canton Job No.: 240-100018-1

SDG No.:

Lab Sample ID: ICV 240-337545/40 Calibration Date: 07/24/2018 02:33

Instrument ID: A2HP13 Calib Start Date: 07/23/2018 16:05

GC Column: CLP-1 (0.53mm) ID: 0.53(mm) Calib End Date: 07/23/2018 17:32

Lab File ID: P13072340.D

Analyte	RT	RT WINDOW	
		FROM	TO
PCB-1262 Peak 1	7.07	7.06	7.10
PCB-1262 Peak 2	7.54	7.53	7.57
PCB-1262 Peak 3	7.83	7.82	7.86
PCB-1262 Peak 4	8.20	8.19	8.23
PCB-1262 Peak 5	8.58	8.56	8.60

FORM VII
PCBS CONTINUING CALIBRATION DATA

Lab Name: TestAmerica Canton Job No.: 240-100018-1

SDG No.:

Lab Sample ID: ICV 240-337545/40 Calibration Date: 07/24/2018 02:33

Instrument ID: A2HP13 Calib Start Date: 07/23/2018 16:05

GC Column: CLP-2 (0.53mm) ID: 0.53(mm) Calib End Date: 07/23/2018 17:32

Lab File ID: P13072340.D Conc. Units: ng/uL

ANALYTE	CURVE TYPE	AVE RRF	RRF	MIN RRF	CALC AMOUNT	SPIKE AMOUNT	%D	MAX %D
PCB-1262 Peak 1	Ave	0.0421	0.0354		0.420	0.500	-16.0	20.0
PCB-1262 Peak 2	Ave	0.0590	0.0493		0.418	0.500	-16.4	20.0
PCB-1262 Peak 3	Ave	0.0557	0.0463		0.415	0.500	-17.0	20.0
PCB-1262 Peak 4	Ave	0.1108	0.0926		0.418	0.500	-16.5	20.0
PCB-1262 Peak 5	Ave	0.0799	0.0663		0.415	0.500	-17.0	20.0

FORM VII
PCBS CONTINUING CALIBRATION RETENTION TIME SUMMARY

Lab Name: TestAmerica Canton Job No.: 240-100018-1

SDG No.:

Lab Sample ID: ICV 240-337545/40 Calibration Date: 07/24/2018 02:33

Instrument ID: A2HP13 Calib Start Date: 07/23/2018 16:05

GC Column: CLP-2 (0.53mm) ID: 0.53(mm) Calib End Date: 07/23/2018 17:32

Lab File ID: P13072340.D

Analyte	RT	RT WINDOW	
		FROM	TO
PCB-1262 Peak 1	7.88	7.87	7.91
PCB-1262 Peak 2	8.41	8.40	8.44
PCB-1262 Peak 3	8.75	8.74	8.78
PCB-1262 Peak 4	9.03	9.02	9.06
PCB-1262 Peak 5	9.41	9.39	9.43

FORM VII
PCBS CONTINUING CALIBRATION DATA

Lab Name: TestAmerica Canton Job No.: 240-100018-1

SDG No.:

Lab Sample ID: ICV 240-337545/41 Calibration Date: 07/24/2018 02:51

Instrument ID: A2HP13 Calib Start Date: 07/23/2018 17:50

GC Column: CLP-1 (0.53mm) ID: 0.53(mm) Calib End Date: 07/23/2018 19:17

Lab File ID: P13072341.D Conc. Units: ng/uL

ANALYTE	CURVE TYPE	AVE RRF	RRF	MIN RRF	CALC AMOUNT	SPIKE AMOUNT	%D	MAX %D
PCB-1268 Peak 1	Ave	0.1560	0.1658		0.531	0.500	6.3	20.0
PCB-1268 Peak 2	Ave	0.1516	0.1770		0.584	0.500	16.8	20.0
PCB-1268 Peak 3	Ave	0.1301	0.1209		0.464	0.500	-7.1	20.0
PCB-1268 Peak 4	Ave	0.0541	0.0572		0.529	0.500	5.8	20.0
PCB-1268 Peak 5	Ave	0.4002	0.3548		0.443	0.500	-11.3	20.0

FORM VII
PCBS CONTINUING CALIBRATION RETENTION TIME SUMMARY

Lab Name: TestAmerica Canton Job No.: 240-100018-1

SDG No.:

Lab Sample ID: ICV 240-337545/41 Calibration Date: 07/24/2018 02:51

Instrument ID: A2HP13 Calib Start Date: 07/23/2018 17:50

GC Column: CLP-1 (0.53mm) ID: 0.53(mm) Calib End Date: 07/23/2018 19:17

Lab File ID: P13072341.D

Analyte	RT	RT WINDOW	
		FROM	TO
PCB-1268 Peak 1	8.58	8.56	8.60
PCB-1268 Peak 2	8.62	8.61	8.65
PCB-1268 Peak 3	8.84	8.82	8.86
PCB-1268 Peak 4	9.22	9.21	9.24
PCB-1268 Peak 5	9.51	9.50	9.53

FORM VII
PCBS CONTINUING CALIBRATION DATA

Lab Name: TestAmerica Canton Job No.: 240-100018-1

SDG No.:

Lab Sample ID: ICV 240-337545/41 Calibration Date: 07/24/2018 02:51

Instrument ID: A2HP13 Calib Start Date: 07/23/2018 17:50

GC Column: CLP-2 (0.53mm) ID: 0.53(mm) Calib End Date: 07/23/2018 19:17

Lab File ID: P13072341.D Conc. Units: ng/uL

ANALYTE	CURVE TYPE	AVE RRF	RRF	MIN RRF	CALC AMOUNT	SPIKE AMOUNT	%D	MAX %D
PCB-1268 Peak 1	Ave	0.1253	0.1294		0.516	0.500	3.3	20.0
PCB-1268 Peak 2	Ave	0.1236	0.1409		0.570	0.500	14.0	20.0
PCB-1268 Peak 3	Ave	0.1057	0.0941		0.445	0.500	-10.9	20.0
PCB-1268 Peak 4	Ave	0.0459	0.0462		0.503	0.500	0.6	20.0
PCB-1268 Peak 5	Ave	0.3318	0.2833		0.427	0.500	-14.6	20.0

FORM VII
PCBS CONTINUING CALIBRATION RETENTION TIME SUMMARY

Lab Name: TestAmerica Canton Job No.: 240-100018-1

SDG No.:

Lab Sample ID: ICV 240-337545/41 Calibration Date: 07/24/2018 02:51

Instrument ID: A2HP13 Calib Start Date: 07/23/2018 17:50

GC Column: CLP-2 (0.53mm) ID: 0.53(mm) Calib End Date: 07/23/2018 19:17

Lab File ID: P13072341.D

Analyte	RT	RT WINDOW	
		FROM	TO
PCB-1268 Peak 1	9.40	9.39	9.43
PCB-1268 Peak 2	9.45	9.44	9.47
PCB-1268 Peak 3	9.70	9.68	9.72
PCB-1268 Peak 4	9.97	9.96	10.00
PCB-1268 Peak 5	10.27	10.26	10.29

FORM VII
PCBS CONTINUING CALIBRATION DATA

Lab Name: TestAmerica Canton Job No.: 240-100018-1

SDG No.:

Lab Sample ID: CCV 240-342129/3 Calibration Date: 08/23/2018 05:36

Instrument ID: A2HP13 Calib Start Date: 07/23/2018 23:04

GC Column: CLP-1 (0.53mm) ID: 0.53(mm) Calib End Date: 07/24/2018 00:31

Lab File ID: P13082303.D Conc. Units: ng/uL

ANALYTE	CURVE TYPE	AVE RRF	RRF	MIN RRF	CALC AMOUNT	SPIKE AMOUNT	%D	MAX %D
PCB-1016 Peak 1	Ave	0.0180	0.0165		0.457	0.500	-8.7	20.0
PCB-1016 Peak 2	Ave	0.0364	0.0338		0.465	0.500	-6.9	20.0
PCB-1016 Peak 3	Ave	0.0776	0.0739		0.476	0.500	-4.7	20.0
PCB-1016 Peak 4	Ave	0.0327	0.0309		0.472	0.500	-5.6	20.0
PCB-1016 Peak 5	Ave	0.0138	0.0129		0.464	0.500	-7.1	20.0
PCB-1260 Peak 1	Ave	0.0454	0.0433		0.476	0.500	-4.8	20.0
PCB-1260 Peak 2	Ave	0.0698	0.0675		0.483	0.500	-3.3	20.0
PCB-1260 Peak 3	Ave	0.0747	0.0724		0.484	0.500	-3.1	20.0
PCB-1260 Peak 4	Ave	0.1067	0.1053		0.494	0.500	-1.3	20.0
PCB-1260 Peak 5	Ave	0.0543	0.0528		0.486	0.500	-2.8	20.0
Tetrachloro-m-xylene	Ave	1.023	1.004		0.0245	0.0250	-1.9	20.0
DCB Decachlorobiphenyl	Ave	1.019	1.003		0.0246	0.0250	-1.6	20.0

FORM VII
PCBS CONTINUING CALIBRATION RETENTION TIME SUMMARY

Lab Name: TestAmerica Canton Job No.: 240-100018-1

SDG No.:

Lab Sample ID: CCV 240-342129/3 Calibration Date: 08/23/2018 05:36

Instrument ID: A2HP13 Calib Start Date: 07/23/2018 23:04

GC Column: CLP-1 (0.53mm) ID: 0.53(mm) Calib End Date: 07/24/2018 00:31

Lab File ID: P13082303.D

Analyte	RT	RT WINDOW	
		FROM	TO
PCB-1016 Peak 1	3.26	3.24	3.28
PCB-1016 Peak 2	3.78	3.76	3.80
PCB-1016 Peak 3	4.43	4.42	4.45
PCB-1016 Peak 4	4.61	4.59	4.63
PCB-1016 Peak 5	4.95	4.93	4.97
PCB-1260 Peak 1	6.71	6.70	6.73
PCB-1260 Peak 2	7.06	7.04	7.08
PCB-1260 Peak 3	7.39	7.37	7.41
PCB-1260 Peak 4	8.19	8.17	8.21
PCB-1260 Peak 5	8.52	8.50	8.54
Tetrachloro-m-xylene	2.69	2.68	2.71
DCB Decachlorobiphenyl	9.69	9.67	9.71

FORM VII
PCBS CONTINUING CALIBRATION DATA

Lab Name: TestAmerica Canton Job No.: 240-100018-1

SDG No.:

Lab Sample ID: CCV 240-342129/3 Calibration Date: 08/23/2018 05:36

Instrument ID: A2HP13 Calib Start Date: 07/23/2018 23:04

GC Column: CLP-2 (0.53mm) ID: 0.53(mm) Calib End Date: 07/24/2018 00:31

Lab File ID: P13082303.D Conc. Units: ng/uL

ANALYTE	CURVE TYPE	AVE RRF	RRF	MIN RRF	CALC AMOUNT	SPIKE AMOUNT	%D	MAX %D
PCB-1016 Peak 1	Ave	0.0185	0.0163		0.442	0.500	-11.7	20.0
PCB-1016 Peak 2	Ave	0.0365	0.0332		0.455	0.500	-9.0	20.0
PCB-1016 Peak 3	Ave	0.0746	0.0686		0.460	0.500	-8.1	20.0
PCB-1016 Peak 4	Ave	0.0280	0.0258		0.462	0.500	-7.6	20.0
PCB-1016 Peak 5	Ave	0.0136	0.0126		0.463	0.500	-7.3	20.0
PCB-1260 Peak 1	Ave	0.0429	0.0399		0.466	0.500	-6.8	20.0
PCB-1260 Peak 2	Ave	0.0502	0.0466		0.465	0.500	-7.0	20.0
PCB-1260 Peak 3	Ave	0.0382	0.0363		0.475	0.500	-5.1	20.0
PCB-1260 Peak 4	Ave	0.0933	0.0880		0.472	0.500	-5.7	20.0
PCB-1260 Peak 5	Ave	0.0648	0.0609		0.470	0.500	-6.1	20.0
Tetrachloro-m-xylene	Ave	1.003	0.9509		0.0237	0.0250	-5.2	20.0
DCB Decachlorobiphenyl	Ave	0.8816	0.8385		0.0238	0.0250	-4.9	20.0

FORM VII
PCBS CONTINUING CALIBRATION RETENTION TIME SUMMARY

Lab Name: TestAmerica Canton Job No.: 240-100018-1

SDG No.:

Lab Sample ID: CCV 240-342129/3 Calibration Date: 08/23/2018 05:36

Instrument ID: A2HP13 Calib Start Date: 07/23/2018 23:04

GC Column: CLP-2 (0.53mm) ID: 0.53(mm) Calib End Date: 07/24/2018 00:31

Lab File ID: P13082303.D

Analyte	RT	RT WINDOW	
		FROM	TO
PCB-1016 Peak 1	4.01	3.99	4.03
PCB-1016 Peak 2	4.61	4.59	4.63
PCB-1016 Peak 3	5.23	5.21	5.25
PCB-1016 Peak 4	5.41	5.39	5.43
PCB-1016 Peak 5	5.79	5.77	5.81
PCB-1260 Peak 1	7.59	7.57	7.61
PCB-1260 Peak 2	7.85	7.83	7.86
PCB-1260 Peak 3	8.37	8.35	8.39
PCB-1260 Peak 4	9.00	8.98	9.02
PCB-1260 Peak 5	9.37	9.35	9.39
Tetrachloro-m-xylene	3.23	3.21	3.25
DCB Decachlorobiphenyl	10.47	10.45	10.49

FORM VII
PCBS CONTINUING CALIBRATION DATA

Lab Name: TestAmerica Canton Job No.: 240-100018-1

SDG No.:

Lab Sample ID: CCV 240-342129/4 Calibration Date: 08/23/2018 05:54

Instrument ID: A2HP13 Calib Start Date: 07/23/2018 16:05

GC Column: CLP-2 (0.53mm) ID: 0.53(mm) Calib End Date: 07/23/2018 17:32

Lab File ID: P13082304.D Conc. Units: ng/uL

ANALYTE	CURVE TYPE	AVE RRF	RRF	MIN RRF	CALC AMOUNT	SPIKE AMOUNT	%D	MAX %D
PCB-1232 Peak 1	Ave	0.0223	0.0199		0.447	0.500	-10.6	20.0
PCB-1232 Peak 2	Ave	0.0186	0.0170		0.456	0.500	-8.9	20.0
PCB-1232 Peak 3	Ave	0.0347	0.0315		0.453	0.500	-9.3	20.0
PCB-1232 Peak 4	Ave	0.0139	0.0136		0.491	0.500	-1.9	20.0
PCB-1232 Peak 5	Ave	0.0081	0.0072		0.444	0.500	-11.3	20.0
PCB-1262 Peak 1	Ave	0.0421	0.0363		0.431	0.500	-13.9	20.0
PCB-1262 Peak 2	Ave	0.0590	0.0513		0.435	0.500	-13.1	20.0
PCB-1262 Peak 3	Ave	0.0557	0.0485		0.435	0.500	-13.1	20.0
PCB-1262 Peak 4	Ave	0.1108	0.0976		0.441	0.500	-11.9	20.0
PCB-1262 Peak 5	Ave	0.0799	0.0698		0.437	0.500	-12.6	20.0

FORM VII
PCBS CONTINUING CALIBRATION RETENTION TIME SUMMARY

Lab Name: TestAmerica Canton Job No.: 240-100018-1

SDG No.:

Lab Sample ID: CCV 240-342129/4 Calibration Date: 08/23/2018 05:54

Instrument ID: A2HP13 Calib Start Date: 07/23/2018 16:05

GC Column: CLP-2 (0.53mm) ID: 0.53(mm) Calib End Date: 07/23/2018 17:32

Lab File ID: P13082304.D

Analyte	RT	RT WINDOW	
		FROM	TO
PCB-1232 Peak 1	4.01	3.99	4.03
PCB-1232 Peak 2	4.60	4.58	4.62
PCB-1232 Peak 3	5.23	5.21	5.25
PCB-1232 Peak 4	5.41	5.39	5.43
PCB-1232 Peak 5	5.74	5.72	5.76
PCB-1262 Peak 1	7.84	7.83	7.86
PCB-1262 Peak 2	8.37	8.35	8.39
PCB-1262 Peak 3	8.71	8.69	8.73
PCB-1262 Peak 4	9.00	8.98	9.02
PCB-1262 Peak 5	9.37	9.35	9.39

FORM VII
PCBS CONTINUING CALIBRATION DATA

Lab Name: TestAmerica Canton Job No.: 240-100018-1

SDG No.:

Lab Sample ID: CCV 240-342129/5 Calibration Date: 08/23/2018 06:11

Instrument ID: A2HP13 Calib Start Date: 07/23/2018 17:50

GC Column: CLP-2 (0.53mm) ID: 0.53(mm) Calib End Date: 07/23/2018 19:17

Lab File ID: P13082305.D Conc. Units: ng/uL

ANALYTE	CURVE TYPE	AVE RRF	RRF	MIN RRF	CALC AMOUNT	SPIKE AMOUNT	%D	MAX %D
PCB-1242 Peak 1	Ave	0.0157	0.0144		0.459	0.500	-8.2	20.0
PCB-1242 Peak 2	Ave	0.0303	0.0281		0.463	0.500	-7.4	20.0
PCB-1242 Peak 3	Ave	0.0609	0.0567		0.465	0.500	-6.9	20.0
PCB-1242 Peak 4	Ave	0.0238	0.0216		0.453	0.500	-9.4	20.0
PCB-1242 Peak 5	Ave	0.0112	0.0108		0.481	0.500	-3.9	20.0
PCB-1268 Peak 1	Ave	0.1253	0.1155		0.461	0.500	-7.8	20.0
PCB-1268 Peak 2	Ave	0.1236	0.1140		0.461	0.500	-7.7	20.0
PCB-1268 Peak 3	Ave	0.1057	0.0952		0.450	0.500	-9.9	20.0
PCB-1268 Peak 4	Ave	0.0459	0.0422		0.459	0.500	-8.2	20.0
PCB-1268 Peak 5	Ave	0.3318	0.3123		0.471	0.500	-5.9	20.0

FORM VII
PCBS CONTINUING CALIBRATION RETENTION TIME SUMMARY

Lab Name: TestAmerica Canton Job No.: 240-100018-1

SDG No.:

Lab Sample ID: CCV 240-342129/5 Calibration Date: 08/23/2018 06:11

Instrument ID: A2HP13 Calib Start Date: 07/23/2018 17:50

GC Column: CLP-2 (0.53mm) ID: 0.53(mm) Calib End Date: 07/23/2018 19:17

Lab File ID: P13082305.D

Analyte	RT	RT WINDOW	
		FROM	TO
PCB-1242 Peak 1	4.01	3.99	4.03
PCB-1242 Peak 2	4.60	4.59	4.62
PCB-1242 Peak 3	5.23	5.21	5.25
PCB-1242 Peak 4	5.41	5.39	5.43
PCB-1242 Peak 5	5.79	5.77	5.80
PCB-1268 Peak 1	9.37	9.35	9.39
PCB-1268 Peak 2	9.41	9.40	9.43
PCB-1268 Peak 3	9.66	9.64	9.68
PCB-1268 Peak 4	9.94	9.92	9.96
PCB-1268 Peak 5	10.24	10.22	10.26

FORM VII
PCBS CONTINUING CALIBRATION DATA

Lab Name: TestAmerica Canton Job No.: 240-100018-1

SDG No.:

Lab Sample ID: CCV 240-342129/6 Calibration Date: 08/23/2018 06:29

Instrument ID: A2HP13 Calib Start Date: 07/23/2018 19:35

GC Column: CLP-2 (0.53mm) ID: 0.53(mm) Calib End Date: 07/23/2018 21:02

Lab File ID: P13082306.D Conc. Units: ng/uL

ANALYTE	CURVE TYPE	AVE RRF	RRF	MIN RRF	CALC AMOUNT	SPIKE AMOUNT	%D	MAX %D
PCB-1248 Peak 1	Ave	0.0162	0.0150		0.464	0.500	-7.1	20.0
PCB-1248 Peak 2	Ave	0.0234	0.0212		0.453	0.500	-9.5	20.0
PCB-1248 Peak 3	Ave	0.0326	0.0321		0.491	0.500	-1.7	20.0
PCB-1248 Peak 4	Ave	0.0376	0.0358		0.476	0.500	-4.7	20.0
PCB-1248 Peak 5	Ave	0.0200	0.0196		0.490	0.500	-2.0	20.0

FORM VII
PCBS CONTINUING CALIBRATION RETENTION TIME SUMMARY

Lab Name: TestAmerica Canton Job No.: 240-100018-1

SDG No.:

Lab Sample ID: CCV 240-342129/6 Calibration Date: 08/23/2018 06:29

Instrument ID: A2HP13 Calib Start Date: 07/23/2018 19:35

GC Column: CLP-2 (0.53mm) ID: 0.53(mm) Calib End Date: 07/23/2018 21:02

Lab File ID: P13082306.D

Analyte	RT	RT WINDOW	
		FROM	TO
PCB-1248 Peak 1	4.60	4.58	4.62
PCB-1248 Peak 2	5.69	5.67	5.71
PCB-1248 Peak 3	6.18	6.16	6.20
PCB-1248 Peak 4	6.56	6.54	6.58
PCB-1248 Peak 5	7.35	7.33	7.37

FORM VII
PCBS CONTINUING CALIBRATION DATA

Lab Name: TestAmerica Canton Job No.: 240-100018-1

SDG No.:

Lab Sample ID: CCV 240-342129/7 Calibration Date: 08/23/2018 06:46

Instrument ID: A2HP13 Calib Start Date: 07/23/2018 21:19

GC Column: CLP-2 (0.53mm) ID: 0.53(mm) Calib End Date: 07/23/2018 22:46

Lab File ID: P13082307.D Conc. Units: ng/uL

ANALYTE	CURVE TYPE	AVE RRF	RRF	MIN RRF	CALC AMOUNT	SPIKE AMOUNT	%D	MAX %D
PCB-1221 Peak 1	Ave	0.0109	0.0099		0.455	0.500	-9.0	20.0
PCB-1221 Peak 2	Ave	0.0073	0.0066		0.457	0.500	-8.6	20.0
PCB-1221 Peak 3	Ave	0.0258	0.0231		0.448	0.500	-10.5	20.0
PCB-1254 Peak 1	Ave	0.0344	0.0338		0.490	0.500	-1.9	20.0
PCB-1254 Peak 2	Ave	0.0404	0.0377		0.467	0.500	-6.7	20.0
PCB-1254 Peak 3	Ave	0.0540	0.0532		0.493	0.500	-1.5	20.0
PCB-1254 Peak 4	Ave	0.0400	0.0395		0.493	0.500	-1.4	20.0
PCB-1254 Peak 5	Ave	0.0573	0.0543		0.474	0.500	-5.2	20.0

FORM VII
PCBS CONTINUING CALIBRATION RETENTION TIME SUMMARY

Lab Name: TestAmerica Canton Job No.: 240-100018-1

SDG No.:

Lab Sample ID: CCV 240-342129/7 Calibration Date: 08/23/2018 06:46

Instrument ID: A2HP13 Calib Start Date: 07/23/2018 21:19

GC Column: CLP-2 (0.53mm) ID: 0.53(mm) Calib End Date: 07/23/2018 22:46

Lab File ID: P13082307.D

Analyte	RT	RT WINDOW	
		FROM	TO
PCB-1221 Peak 1	3.71	3.69	3.73
PCB-1221 Peak 2	3.92	3.90	3.94
PCB-1221 Peak 3	4.01	3.99	4.03
PCB-1254 Peak 1	6.55	6.53	6.57
PCB-1254 Peak 2	6.80	6.78	6.82
PCB-1254 Peak 3	7.35	7.33	7.37
PCB-1254 Peak 4	7.63	7.61	7.65
PCB-1254 Peak 5	8.26	8.24	8.28

FORM VII
PCBS CONTINUING CALIBRATION DATA

Lab Name: TestAmerica Canton Job No.: 240-100018-1

SDG No.:

Lab Sample ID: CCVIS 240-342129/29 Calibration Date: 08/23/2018 13:09

Instrument ID: A2HP13 Calib Start Date: 07/23/2018 23:04

GC Column: CLP-2 (0.53mm) ID: 0.53(mm) Calib End Date: 07/24/2018 00:31

Lab File ID: P13082329.D Conc. Units: ng/uL

ANALYTE	CURVE TYPE	AVE RRF	RRF	MIN RRF	CALC AMOUNT	SPIKE AMOUNT	%D	MAX %D
PCB-1016 Peak 1	Ave	0.0185	0.0163		0.439	0.500	-12.2	20.0
PCB-1016 Peak 2	Ave	0.0365	0.0333		0.456	0.500	-8.7	20.0
PCB-1016 Peak 3	Ave	0.0746	0.0695		0.465	0.500	-6.9	20.0
PCB-1016 Peak 4	Ave	0.0280	0.0258		0.462	0.500	-7.6	20.0
PCB-1016 Peak 5	Ave	0.0136	0.0125		0.458	0.500	-8.3	20.0
PCB-1260 Peak 1	Ave	0.0429	0.0392		0.457	0.500	-8.5	20.0
PCB-1260 Peak 2	Ave	0.0502	0.0459		0.458	0.500	-8.5	20.0
PCB-1260 Peak 3	Ave	0.0382	0.0347		0.453	0.500	-9.4	20.0
PCB-1260 Peak 4	Ave	0.0933	0.0940		0.504	0.500	0.8	20.0
PCB-1260 Peak 5	Ave	0.0648	0.0635		0.490	0.500	-2.0	20.0
Tetrachloro-m-xylene	Ave	1.003	0.9549		0.0238	0.0250	-4.8	20.0
DCB Decachlorobiphenyl	Ave	0.8816	0.8213		0.0233	0.0250	-6.8	20.0

FORM VII
PCBS CONTINUING CALIBRATION RETENTION TIME SUMMARY

Lab Name: TestAmerica Canton Job No.: 240-100018-1

SDG No.:

Lab Sample ID: CCVIS 240-342129/29 Calibration Date: 08/23/2018 13:09

Instrument ID: A2HP13 Calib Start Date: 07/23/2018 23:04

GC Column: CLP-2 (0.53mm) ID: 0.53(mm) Calib End Date: 07/24/2018 00:31

Lab File ID: P13082329.D

Analyte	RT	RT WINDOW	
		FROM	TO
PCB-1016 Peak 1	4.01	3.99	4.03
PCB-1016 Peak 2	4.61	4.59	4.63
PCB-1016 Peak 3	5.23	5.22	5.25
PCB-1016 Peak 4	5.41	5.39	5.43
PCB-1016 Peak 5	5.79	5.77	5.81
PCB-1260 Peak 1	7.59	7.57	7.61
PCB-1260 Peak 2	7.85	7.83	7.86
PCB-1260 Peak 3	8.37	8.35	8.39
PCB-1260 Peak 4	9.00	8.98	9.02
PCB-1260 Peak 5	9.37	9.36	9.39
Tetrachloro-m-xylene	3.23	3.21	3.25
DCB Decachlorobiphenyl	10.47	10.45	10.49

PCBS ANALYSIS RUN LOG

Lab Name: TestAmerica Canton Job No.: 240-100018-1

SDG No.:

Instrument ID: A2HP12 Start Date: 04/19/2018 19:54

Analysis Batch Number: 323194 End Date: 04/20/2018 07:55

LAB SAMPLE ID	CLIENT SAMPLE ID	DATE ANALYZED	DILUTION FACTOR	LAB FILE ID	COLUMN ID
STD005 240-323194/4 IC		04/19/2018 19:54	1	P12041939.D	CLP-1 (0.53mm) 0.53(mm)
STD005 240-323194/4 IC		04/19/2018 19:54	1	P12041939.D	CLP-2 (0.53mm) 0.53(mm)
STD01 240-323194/5 IC		04/19/2018 20:13	1	P12041940.D	CLP-1 (0.53mm) 0.53(mm)
STD01 240-323194/5 IC		04/19/2018 20:13	1	P12041940.D	CLP-2 (0.53mm) 0.53(mm)
STD02 240-323194/6 IC		04/19/2018 20:33	1	P12041941.D	CLP-1 (0.53mm) 0.53(mm)
STD02 240-323194/6 IC		04/19/2018 20:33	1	P12041941.D	CLP-2 (0.53mm) 0.53(mm)
STD05 240-323194/7 IC		04/19/2018 20:52	1	P12041942.D	CLP-1 (0.53mm) 0.53(mm)
STD05 240-323194/7 IC		04/19/2018 20:52	1	P12041942.D	CLP-2 (0.53mm) 0.53(mm)
STD1 240-323194/8 IC		04/19/2018 21:12	1	P12041943.D	CLP-1 (0.53mm) 0.53(mm)
STD1 240-323194/8 IC		04/19/2018 21:12	1	P12041943.D	CLP-2 (0.53mm) 0.53(mm)
STD15 240-323194/9 IC		04/19/2018 21:31	1	P12041944.D	CLP-1 (0.53mm) 0.53(mm)
STD15 240-323194/9 IC		04/19/2018 21:31	1	P12041944.D	CLP-2 (0.53mm) 0.53(mm)
STD005 240-323194/10 IC		04/19/2018 21:51	1	P12041945.D	CLP-1 (0.53mm) 0.53(mm)
STD005 240-323194/10 IC		04/19/2018 21:51	1	P12041945.D	CLP-2 (0.53mm) 0.53(mm)
STD01 240-323194/11 IC		04/19/2018 22:10	1	P12041946.D	CLP-1 (0.53mm) 0.53(mm)
STD01 240-323194/11 IC		04/19/2018 22:10	1	P12041946.D	CLP-2 (0.53mm) 0.53(mm)
STD02 240-323194/12 IC		04/19/2018 22:30	1	P12041947.D	CLP-1 (0.53mm) 0.53(mm)
STD02 240-323194/12 IC		04/19/2018 22:30	1	P12041947.D	CLP-2 (0.53mm) 0.53(mm)
STD05 240-323194/13 IC		04/19/2018 22:49	1	P12041948.D	CLP-1 (0.53mm) 0.53(mm)
STD05 240-323194/13 IC		04/19/2018 22:49	1	P12041948.D	CLP-2 (0.53mm) 0.53(mm)
STD1 240-323194/14 IC		04/19/2018 23:09	1	P12041949.D	CLP-1 (0.53mm) 0.53(mm)
STD1 240-323194/14 IC		04/19/2018 23:09	1	P12041949.D	CLP-2 (0.53mm) 0.53(mm)
STD15 240-323194/15 IC		04/19/2018 23:28	1	P12041950.D	CLP-1 (0.53mm) 0.53(mm)
STD15 240-323194/15 IC		04/19/2018 23:28	1	P12041950.D	CLP-2 (0.53mm) 0.53(mm)
STD005 240-323194/16 IC		04/19/2018 23:48	1	P12041951.D	CLP-1 (0.53mm) 0.53(mm)
STD005 240-323194/16 IC		04/19/2018 23:48	1	P12041951.D	CLP-2 (0.53mm) 0.53(mm)
STD01 240-323194/17 IC		04/20/2018 00:07	1	P12041952.D	CLP-1 (0.53mm) 0.53(mm)
STD01 240-323194/17 IC		04/20/2018 00:07	1	P12041952.D	CLP-2 (0.53mm) 0.53(mm)
STD02 240-323194/18 IC		04/20/2018 00:26	1	P12041953.D	CLP-1 (0.53mm) 0.53(mm)
STD02 240-323194/18 IC		04/20/2018 00:26	1	P12041953.D	CLP-2 (0.53mm) 0.53(mm)
STD05 240-323194/19 IC		04/20/2018 00:46	1	P12041954.D	CLP-1 (0.53mm) 0.53(mm)
STD05 240-323194/19 IC		04/20/2018 00:46	1	P12041954.D	CLP-2 (0.53mm) 0.53(mm)

PCBS ANALYSIS RUN LOG

Lab Name: TestAmerica Canton Job No.: 240-100018-1

SDG No.:

Instrument ID: A2HP12 Start Date: 04/19/2018 19:54

Analysis Batch Number: 323194 End Date: 04/20/2018 07:55

LAB SAMPLE ID	CLIENT SAMPLE ID	DATE ANALYZED	DILUTION FACTOR	LAB FILE ID	COLUMN ID
STD1 240-323194/20 IC		04/20/2018 01:06	1	P12041955.D	CLP-1 (0.53mm) 0.53(mm)
STD1 240-323194/20 IC		04/20/2018 01:06	1	P12041955.D	CLP-2 (0.53mm) 0.53(mm)
STD15 240-323194/21 IC		04/20/2018 01:25	1	P12041956.D	CLP-1 (0.53mm) 0.53(mm)
STD15 240-323194/21 IC		04/20/2018 01:25	1	P12041956.D	CLP-2 (0.53mm) 0.53(mm)
STD005 240-323194/22 IC		04/20/2018 01:44	1	P12041957.D	CLP-1 (0.53mm) 0.53(mm)
STD005 240-323194/22 IC		04/20/2018 01:44	1	P12041957.D	CLP-2 (0.53mm) 0.53(mm)
STD01 240-323194/23 IC		04/20/2018 02:04	1	P12041958.D	CLP-1 (0.53mm) 0.53(mm)
STD01 240-323194/23 IC		04/20/2018 02:04	1	P12041958.D	CLP-2 (0.53mm) 0.53(mm)
STD02 240-323194/24 IC		04/20/2018 02:23	1	P12041959.D	CLP-1 (0.53mm) 0.53(mm)
STD02 240-323194/24 IC		04/20/2018 02:23	1	P12041959.D	CLP-2 (0.53mm) 0.53(mm)
STD05 240-323194/25 IC		04/20/2018 02:43	1	P12041960.D	CLP-1 (0.53mm) 0.53(mm)
STD05 240-323194/25 IC		04/20/2018 02:43	1	P12041960.D	CLP-2 (0.53mm) 0.53(mm)
STD1 240-323194/26 IC		04/20/2018 03:02	1	P12041961.D	CLP-1 (0.53mm) 0.53(mm)
STD1 240-323194/26 IC		04/20/2018 03:02	1	P12041961.D	CLP-2 (0.53mm) 0.53(mm)
STD15 240-323194/27 IC		04/20/2018 03:22	1	P12041962.D	CLP-1 (0.53mm) 0.53(mm)
STD15 240-323194/27 IC		04/20/2018 03:22	1	P12041962.D	CLP-2 (0.53mm) 0.53(mm)
STD005 240-323194/28 IC		04/20/2018 03:41	1	P12041963.D	CLP-1 (0.53mm) 0.53(mm)
STD005 240-323194/28 IC		04/20/2018 03:41	1	P12041963.D	CLP-2 (0.53mm) 0.53(mm)
STD01 240-323194/29 IC		04/20/2018 04:01	1	P12041964.D	CLP-1 (0.53mm) 0.53(mm)
STD01 240-323194/29 IC		04/20/2018 04:01	1	P12041964.D	CLP-2 (0.53mm) 0.53(mm)
STD02 240-323194/30 IC		04/20/2018 04:20	1	P12041965.D	CLP-1 (0.53mm) 0.53(mm)
STD02 240-323194/30 IC		04/20/2018 04:20	1	P12041965.D	CLP-2 (0.53mm) 0.53(mm)
STD05 240-323194/31 ICIS		04/20/2018 04:40	1	P12041966.D	CLP-1 (0.53mm) 0.53(mm)
STD05 240-323194/31 ICIS		04/20/2018 04:40	1	P12041966.D	CLP-2 (0.53mm) 0.53(mm)
STD1 240-323194/32 IC		04/20/2018 04:59	1	P12041967.D	CLP-1 (0.53mm) 0.53(mm)
STD1 240-323194/32 IC		04/20/2018 04:59	1	P12041967.D	CLP-2 (0.53mm) 0.53(mm)
STD15 240-323194/33 IC		04/20/2018 05:19	1	P12041968.D	CLP-1 (0.53mm) 0.53(mm)
STD15 240-323194/33 IC		04/20/2018 05:19	1	P12041968.D	CLP-2 (0.53mm) 0.53(mm)
ICV 240-323194/34		04/20/2018 05:39	1	P12041969.D	CLP-1 (0.53mm) 0.53(mm)
ICV 240-323194/34		04/20/2018 05:39	1	P12041969.D	CLP-2 (0.53mm) 0.53(mm)
ICV 240-323194/35		04/20/2018 05:58	1	P12041970.D	CLP-1 (0.53mm) 0.53(mm)
ICV 240-323194/35		04/20/2018 05:58	1	P12041970.D	CLP-2 (0.53mm) 0.53(mm)
ICV 240-323194/36		04/20/2018 06:18	1	P12041971.D	CLP-1 (0.53mm) 0.53(mm)

PCBS ANALYSIS RUN LOG

Lab Name: TestAmerica Canton Job No.: 240-100018-1

SDG No.:

Instrument ID: A2HP12 Start Date: 04/19/2018 19:54

Analysis Batch Number: 323194 End Date: 04/20/2018 07:55

LAB SAMPLE ID	CLIENT SAMPLE ID	DATE ANALYZED	DILUTION FACTOR	LAB FILE ID	COLUMN ID
ICV 240-323194/36		04/20/2018 06:18	1	P12041971.D	CLP-2 (0.53mm) 0.53(mm)
ICV 240-323194/37		04/20/2018 06:37	1	P12041972.D	CLP-1 (0.53mm) 0.53(mm)
ICV 240-323194/37		04/20/2018 06:37	1	P12041972.D	CLP-2 (0.53mm) 0.53(mm)
ICV 240-323194/38		04/20/2018 06:56	1	P12041973.D	CLP-1 (0.53mm) 0.53(mm)
ICV 240-323194/38		04/20/2018 06:56	1	P12041973.D	CLP-2 (0.53mm) 0.53(mm)
ICV 240-323194/39		04/20/2018 07:16	1	P12041974.D	CLP-1 (0.53mm) 0.53(mm)
ICV 240-323194/39		04/20/2018 07:16	1	P12041974.D	CLP-2 (0.53mm) 0.53(mm)
ICV 240-323194/40		04/20/2018 07:36	1	P12041975.D	CLP-1 (0.53mm) 0.53(mm)
ICV 240-323194/40		04/20/2018 07:36	1	P12041975.D	CLP-2 (0.53mm) 0.53(mm)
ICV 240-323194/41		04/20/2018 07:55	1	P12041976.D	CLP-1 (0.53mm) 0.53(mm)
ICV 240-323194/41		04/20/2018 07:55	1	P12041976.D	CLP-2 (0.53mm) 0.53(mm)

PCBS ANALYSIS RUN LOG

Lab Name: TestAmerica Canton Job No.: 240-100018-1

SDG No.:

Instrument ID: A2HP10 Start Date: 05/31/2018 18:06

Analysis Batch Number: 329392 End Date: 06/01/2018 06:10

LAB SAMPLE ID	CLIENT SAMPLE ID	DATE ANALYZED	DILUTION FACTOR	LAB FILE ID	COLUMN ID
STD005 240-329392/4 IC		05/31/2018 18:06	1	P10053104.D	CLP-1 (0.53mm) 0.53(mm)
STD005 240-329392/4 IC		05/31/2018 18:06	1	P10053104.D	CLP-2 (0.53mm) 0.53(mm)
STD01 240-329392/5 IC		05/31/2018 18:25	1	P10053105.D	CLP-1 (0.53mm) 0.53(mm)
STD01 240-329392/5 IC		05/31/2018 18:25	1	P10053105.D	CLP-2 (0.53mm) 0.53(mm)
STD02 240-329392/6 IC		05/31/2018 18:45	1	P10053106.D	CLP-1 (0.53mm) 0.53(mm)
STD02 240-329392/6 IC		05/31/2018 18:45	1	P10053106.D	CLP-2 (0.53mm) 0.53(mm)
STD05 240-329392/7 IC		05/31/2018 19:04	1	P10053107.D	CLP-1 (0.53mm) 0.53(mm)
STD05 240-329392/7 IC		05/31/2018 19:04	1	P10053107.D	CLP-2 (0.53mm) 0.53(mm)
STD1 240-329392/8 IC		05/31/2018 19:23	1	P10053108.D	CLP-1 (0.53mm) 0.53(mm)
STD1 240-329392/8 IC		05/31/2018 19:23	1	P10053108.D	CLP-2 (0.53mm) 0.53(mm)
STD15 240-329392/9 IC		05/31/2018 19:42	1	P10053109.D	CLP-1 (0.53mm) 0.53(mm)
STD15 240-329392/9 IC		05/31/2018 19:42	1	P10053109.D	CLP-2 (0.53mm) 0.53(mm)
STD005 240-329392/10 IC		05/31/2018 20:01	1	P10053110.D	CLP-1 (0.53mm) 0.53(mm)
STD005 240-329392/10 IC		05/31/2018 20:01	1	P10053110.D	CLP-2 (0.53mm) 0.53(mm)
STD01 240-329392/11 IC		05/31/2018 20:20	1	P10053111.D	CLP-1 (0.53mm) 0.53(mm)
STD01 240-329392/11 IC		05/31/2018 20:20	1	P10053111.D	CLP-2 (0.53mm) 0.53(mm)
STD02 240-329392/12 IC		05/31/2018 20:39	1	P10053112.D	CLP-1 (0.53mm) 0.53(mm)
STD02 240-329392/12 IC		05/31/2018 20:39	1	P10053112.D	CLP-2 (0.53mm) 0.53(mm)
STD05 240-329392/13 IC		05/31/2018 20:58	1	P10053113.D	CLP-1 (0.53mm) 0.53(mm)
STD05 240-329392/13 IC		05/31/2018 20:58	1	P10053113.D	CLP-2 (0.53mm) 0.53(mm)
STD1 240-329392/14 IC		05/31/2018 21:17	1	P10053114.D	CLP-1 (0.53mm) 0.53(mm)
STD1 240-329392/14 IC		05/31/2018 21:17	1	P10053114.D	CLP-2 (0.53mm) 0.53(mm)
STD15 240-329392/15 IC		05/31/2018 21:36	1	P10053115.D	CLP-1 (0.53mm) 0.53(mm)
STD15 240-329392/15 IC		05/31/2018 21:36	1	P10053115.D	CLP-2 (0.53mm) 0.53(mm)
STD005 240-329392/16 IC		05/31/2018 21:55	1	P10053116.D	CLP-1 (0.53mm) 0.53(mm)
STD005 240-329392/16 IC		05/31/2018 21:55	1	P10053116.D	CLP-2 (0.53mm) 0.53(mm)
STD01 240-329392/17 IC		05/31/2018 22:14	1	P10053117.D	CLP-1 (0.53mm) 0.53(mm)
STD01 240-329392/17 IC		05/31/2018 22:14	1	P10053117.D	CLP-2 (0.53mm) 0.53(mm)
STD02 240-329392/18 IC		05/31/2018 22:33	1	P10053118.D	CLP-1 (0.53mm) 0.53(mm)
STD02 240-329392/18 IC		05/31/2018 22:33	1	P10053118.D	CLP-2 (0.53mm) 0.53(mm)
STD05 240-329392/19 IC		05/31/2018 22:53	1	P10053119.D	CLP-1 (0.53mm) 0.53(mm)
STD05 240-329392/19 IC		05/31/2018 22:53	1	P10053119.D	CLP-2 (0.53mm) 0.53(mm)

PCBS ANALYSIS RUN LOG

Lab Name: TestAmerica Canton Job No.: 240-100018-1

SDG No.:

Instrument ID: A2HP10 Start Date: 05/31/2018 18:06

Analysis Batch Number: 329392 End Date: 06/01/2018 06:10

LAB SAMPLE ID	CLIENT SAMPLE ID	DATE ANALYZED	DILUTION FACTOR	LAB FILE ID	COLUMN ID
STD1 240-329392/20 IC		05/31/2018 23:12	1	P10053120.D	CLP-1 (0.53mm) 0.53(mm)
STD1 240-329392/20 IC		05/31/2018 23:12	1	P10053120.D	CLP-2 (0.53mm) 0.53(mm)
STD15 240-329392/21 IC		05/31/2018 23:31	1	P10053121.D	CLP-1 (0.53mm) 0.53(mm)
STD15 240-329392/21 IC		05/31/2018 23:31	1	P10053121.D	CLP-2 (0.53mm) 0.53(mm)
STD005 240-329392/22 IC		05/31/2018 23:50	1	P10053122.D	CLP-1 (0.53mm) 0.53(mm)
STD005 240-329392/22 IC		05/31/2018 23:50	1	P10053122.D	CLP-2 (0.53mm) 0.53(mm)
STD01 240-329392/23 IC		06/01/2018 00:09	1	P10053123.D	CLP-1 (0.53mm) 0.53(mm)
STD01 240-329392/23 IC		06/01/2018 00:09	1	P10053123.D	CLP-2 (0.53mm) 0.53(mm)
STD02 240-329392/24 IC		06/01/2018 00:28	1	P10053124.D	CLP-1 (0.53mm) 0.53(mm)
STD02 240-329392/24 IC		06/01/2018 00:28	1	P10053124.D	CLP-2 (0.53mm) 0.53(mm)
STD05 240-329392/25 IC		06/01/2018 00:47	1	P10053125.D	CLP-1 (0.53mm) 0.53(mm)
STD05 240-329392/25 IC		06/01/2018 00:47	1	P10053125.D	CLP-2 (0.53mm) 0.53(mm)
STD1 240-329392/26 IC		06/01/2018 01:06	1	P10053126.D	CLP-1 (0.53mm) 0.53(mm)
STD1 240-329392/26 IC		06/01/2018 01:06	1	P10053126.D	CLP-2 (0.53mm) 0.53(mm)
STD15 240-329392/27 IC		06/01/2018 01:25	1	P10053127.D	CLP-1 (0.53mm) 0.53(mm)
STD15 240-329392/27 IC		06/01/2018 01:25	1	P10053127.D	CLP-2 (0.53mm) 0.53(mm)
STD005 240-329392/28 IC		06/01/2018 01:44	1	P10053128.D	CLP-1 (0.53mm) 0.53(mm)
STD005 240-329392/28 IC		06/01/2018 01:44	1	P10053128.D	CLP-2 (0.53mm) 0.53(mm)
STD01 240-329392/29 IC		06/01/2018 02:03	1	P10053129.D	CLP-1 (0.53mm) 0.53(mm)
STD01 240-329392/29 IC		06/01/2018 02:03	1	P10053129.D	CLP-2 (0.53mm) 0.53(mm)
STD02 240-329392/30 IC		06/01/2018 02:22	1	P10053130.D	CLP-1 (0.53mm) 0.53(mm)
STD02 240-329392/30 IC		06/01/2018 02:22	1	P10053130.D	CLP-2 (0.53mm) 0.53(mm)
STD05 240-329392/31 ICIS		06/01/2018 02:41	1	P10053131.D	CLP-1 (0.53mm) 0.53(mm)
STD05 240-329392/31 ICIS		06/01/2018 02:41	1	P10053131.D	CLP-2 (0.53mm) 0.53(mm)
STD1 240-329392/32 IC		06/01/2018 03:00	1	P10053132.D	CLP-1 (0.53mm) 0.53(mm)
STD1 240-329392/32 IC		06/01/2018 03:00	1	P10053132.D	CLP-2 (0.53mm) 0.53(mm)
STD15 240-329392/33 IC		06/01/2018 03:19	1	P10053133.D	CLP-1 (0.53mm) 0.53(mm)
STD15 240-329392/33 IC		06/01/2018 03:19	1	P10053133.D	CLP-2 (0.53mm) 0.53(mm)
ICV 240-329392/35		06/01/2018 03:57	1	P10053135.D	CLP-1 (0.53mm) 0.53(mm)
ICV 240-329392/35		06/01/2018 03:57	1	P10053135.D	CLP-2 (0.53mm) 0.53(mm)
ICV 240-329392/36		06/01/2018 04:16	1	P10053136.D	CLP-1 (0.53mm) 0.53(mm)
ICV 240-329392/36		06/01/2018 04:16	1	P10053136.D	CLP-2 (0.53mm) 0.53(mm)
ICV 240-329392/37		06/01/2018 04:35	1	P10053137.D	CLP-1 (0.53mm) 0.53(mm)

8082A

PCBS ANALYSIS RUN LOG

Lab Name: TestAmerica Canton Job No.: 240-100018-1

SDG No.:

Instrument ID: A2HP10 Start Date: 05/31/2018 18:06

Analysis Batch Number: 329392 End Date: 06/01/2018 06:10

LAB SAMPLE ID	CLIENT SAMPLE ID	DATE ANALYZED	DILUTION FACTOR	LAB FILE ID	COLUMN ID
ICV 240-329392/37		06/01/2018 04:35	1	P10053137.D	CLP-2 (0.53mm) 0.53(mm)
ICV 240-329392/38		06/01/2018 04:54	1	P10053138.D	CLP-1 (0.53mm) 0.53(mm)
ICV 240-329392/38		06/01/2018 04:54	1	P10053138.D	CLP-2 (0.53mm) 0.53(mm)
ICV 240-329392/39		06/01/2018 05:13	1	P10053139.D	CLP-1 (0.53mm) 0.53(mm)
ICV 240-329392/39		06/01/2018 05:13	1	P10053139.D	CLP-2 (0.53mm) 0.53(mm)
ICV 240-329392/40		06/01/2018 05:32	1	P10053140.D	CLP-1 (0.53mm) 0.53(mm)
ICV 240-329392/40		06/01/2018 05:32	1	P10053140.D	CLP-2 (0.53mm) 0.53(mm)
ICV 240-329392/41		06/01/2018 05:51	1	P10053141.D	CLP-1 (0.53mm) 0.53(mm)
ICV 240-329392/41		06/01/2018 05:51	1	P10053141.D	CLP-2 (0.53mm) 0.53(mm)
ICV 240-329392/42		06/01/2018 06:10	1	P10053142.D	CLP-1 (0.53mm) 0.53(mm)
ICV 240-329392/42		06/01/2018 06:10	1	P10053142.D	CLP-2 (0.53mm) 0.53(mm)

PCBS ANALYSIS RUN LOG

Lab Name: TestAmerica Canton Job No.: 240-100018-1

SDG No.:

Instrument ID: A2HP13 Start Date: 07/23/2018 16:05

Analysis Batch Number: 337545 End Date: 07/24/2018 02:51

LAB SAMPLE ID	CLIENT SAMPLE ID	DATE ANALYZED	DILUTION FACTOR	LAB FILE ID	COLUMN ID
STD005 240-337545/4 IC		07/23/2018 16:05	1	P13072304.D	CLP-1 (0.53mm) 0.53(mm)
STD005 240-337545/4 IC		07/23/2018 16:05	1	P13072304.D	CLP-2 (0.53mm) 0.53(mm)
STD01 240-337545/5 IC		07/23/2018 16:23	1	P13072305.D	CLP-1 (0.53mm) 0.53(mm)
STD01 240-337545/5 IC		07/23/2018 16:23	1	P13072305.D	CLP-2 (0.53mm) 0.53(mm)
STD02 240-337545/6 IC		07/23/2018 16:40	1	P13072306.D	CLP-1 (0.53mm) 0.53(mm)
STD02 240-337545/6 IC		07/23/2018 16:40	1	P13072306.D	CLP-2 (0.53mm) 0.53(mm)
STD05 240-337545/7 IC		07/23/2018 16:58	1	P13072307.D	CLP-1 (0.53mm) 0.53(mm)
STD05 240-337545/7 IC		07/23/2018 16:58	1	P13072307.D	CLP-2 (0.53mm) 0.53(mm)
STD1 240-337545/8 IC		07/23/2018 17:15	1	P13072308.D	CLP-1 (0.53mm) 0.53(mm)
STD1 240-337545/8 IC		07/23/2018 17:15	1	P13072308.D	CLP-2 (0.53mm) 0.53(mm)
STD15 240-337545/9 IC		07/23/2018 17:32	1	P13072309.D	CLP-1 (0.53mm) 0.53(mm)
STD15 240-337545/9 IC		07/23/2018 17:32	1	P13072309.D	CLP-2 (0.53mm) 0.53(mm)
STD005 240-337545/10 IC		07/23/2018 17:50	1	P13072310.D	CLP-1 (0.53mm) 0.53(mm)
STD005 240-337545/10 IC		07/23/2018 17:50	1	P13072310.D	CLP-2 (0.53mm) 0.53(mm)
STD01 240-337545/11 IC		07/23/2018 18:07	1	P13072311.D	CLP-1 (0.53mm) 0.53(mm)
STD01 240-337545/11 IC		07/23/2018 18:07	1	P13072311.D	CLP-2 (0.53mm) 0.53(mm)
STD02 240-337545/12 IC		07/23/2018 18:25	1	P13072312.D	CLP-1 (0.53mm) 0.53(mm)
STD02 240-337545/12 IC		07/23/2018 18:25	1	P13072312.D	CLP-2 (0.53mm) 0.53(mm)
STD05 240-337545/13 IC		07/23/2018 18:42	1	P13072313.D	CLP-1 (0.53mm) 0.53(mm)
STD05 240-337545/13 IC		07/23/2018 18:42	1	P13072313.D	CLP-2 (0.53mm) 0.53(mm)
STD1 240-337545/14 IC		07/23/2018 19:00	1	P13072314.D	CLP-1 (0.53mm) 0.53(mm)
STD1 240-337545/14 IC		07/23/2018 19:00	1	P13072314.D	CLP-2 (0.53mm) 0.53(mm)
STD15 240-337545/15 IC		07/23/2018 19:17	1	P13072315.D	CLP-1 (0.53mm) 0.53(mm)
STD15 240-337545/15 IC		07/23/2018 19:17	1	P13072315.D	CLP-2 (0.53mm) 0.53(mm)
STD005 240-337545/16 IC		07/23/2018 19:35	1	P13072316.D	CLP-1 (0.53mm) 0.53(mm)
STD005 240-337545/16 IC		07/23/2018 19:35	1	P13072316.D	CLP-2 (0.53mm) 0.53(mm)
STD01 240-337545/17 IC		07/23/2018 19:52	1	P13072317.D	CLP-1 (0.53mm) 0.53(mm)
STD01 240-337545/17 IC		07/23/2018 19:52	1	P13072317.D	CLP-2 (0.53mm) 0.53(mm)
STD02 240-337545/18 IC		07/23/2018 20:10	1	P13072318.D	CLP-1 (0.53mm) 0.53(mm)
STD02 240-337545/18 IC		07/23/2018 20:10	1	P13072318.D	CLP-2 (0.53mm) 0.53(mm)
STD05 240-337545/19 IC		07/23/2018 20:27	1	P13072319.D	CLP-1 (0.53mm) 0.53(mm)
STD05 240-337545/19 IC		07/23/2018 20:27	1	P13072319.D	CLP-2 (0.53mm) 0.53(mm)

PCBS ANALYSIS RUN LOG

Lab Name: TestAmerica Canton Job No.: 240-100018-1

SDG No.:

Instrument ID: A2HP13 Start Date: 07/23/2018 16:05

Analysis Batch Number: 337545 End Date: 07/24/2018 02:51

LAB SAMPLE ID	CLIENT SAMPLE ID	DATE ANALYZED	DILUTION FACTOR	LAB FILE ID	COLUMN ID
STD1 240-337545/20 IC		07/23/2018 20:44	1	P13072320.D	CLP-1 (0.53mm) 0.53(mm)
STD1 240-337545/20 IC		07/23/2018 20:44	1	P13072320.D	CLP-2 (0.53mm) 0.53(mm)
STD15 240-337545/21 IC		07/23/2018 21:02	1	P13072321.D	CLP-1 (0.53mm) 0.53(mm)
STD15 240-337545/21 IC		07/23/2018 21:02	1	P13072321.D	CLP-2 (0.53mm) 0.53(mm)
STD005 240-337545/22 IC		07/23/2018 21:19	1	P13072322.D	CLP-1 (0.53mm) 0.53(mm)
STD005 240-337545/22 IC		07/23/2018 21:19	1	P13072322.D	CLP-2 (0.53mm) 0.53(mm)
STD01 240-337545/23 IC		07/23/2018 21:37	1	P13072323.D	CLP-1 (0.53mm) 0.53(mm)
STD01 240-337545/23 IC		07/23/2018 21:37	1	P13072323.D	CLP-2 (0.53mm) 0.53(mm)
STD02 240-337545/24 IC		07/23/2018 21:54	1	P13072324.D	CLP-1 (0.53mm) 0.53(mm)
STD02 240-337545/24 IC		07/23/2018 21:54	1	P13072324.D	CLP-2 (0.53mm) 0.53(mm)
STD05 240-337545/25 IC		07/23/2018 22:12	1	P13072325.D	CLP-1 (0.53mm) 0.53(mm)
STD05 240-337545/25 IC		07/23/2018 22:12	1	P13072325.D	CLP-2 (0.53mm) 0.53(mm)
STD1 240-337545/26 IC		07/23/2018 22:29	1	P13072326.D	CLP-1 (0.53mm) 0.53(mm)
STD1 240-337545/26 IC		07/23/2018 22:29	1	P13072326.D	CLP-2 (0.53mm) 0.53(mm)
STD15 240-337545/27 IC		07/23/2018 22:46	1	P13072327.D	CLP-1 (0.53mm) 0.53(mm)
STD15 240-337545/27 IC		07/23/2018 22:46	1	P13072327.D	CLP-2 (0.53mm) 0.53(mm)
STD005 240-337545/28 IC		07/23/2018 23:04	1	P13072328.D	CLP-1 (0.53mm) 0.53(mm)
STD005 240-337545/28 IC		07/23/2018 23:04	1	P13072328.D	CLP-2 (0.53mm) 0.53(mm)
STD01 240-337545/29 IC		07/23/2018 23:22	1	P13072329.D	CLP-1 (0.53mm) 0.53(mm)
STD01 240-337545/29 IC		07/23/2018 23:22	1	P13072329.D	CLP-2 (0.53mm) 0.53(mm)
STD02 240-337545/30 IC		07/23/2018 23:39	1	P13072330.D	CLP-1 (0.53mm) 0.53(mm)
STD02 240-337545/30 IC		07/23/2018 23:39	1	P13072330.D	CLP-2 (0.53mm) 0.53(mm)
STD05 240-337545/31 ICIS		07/23/2018 23:56	1	P13072331.D	CLP-1 (0.53mm) 0.53(mm)
STD05 240-337545/31 ICIS		07/23/2018 23:56	1	P13072331.D	CLP-2 (0.53mm) 0.53(mm)
STD1 240-337545/32 IC		07/24/2018 00:14	1	P13072332.D	CLP-1 (0.53mm) 0.53(mm)
STD1 240-337545/32 IC		07/24/2018 00:14	1	P13072332.D	CLP-2 (0.53mm) 0.53(mm)
STD15 240-337545/33 IC		07/24/2018 00:31	1	P13072333.D	CLP-1 (0.53mm) 0.53(mm)
STD15 240-337545/33 IC		07/24/2018 00:31	1	P13072333.D	CLP-2 (0.53mm) 0.53(mm)
ICV 240-337545/34		07/24/2018 00:49	1	P13072334.D	CLP-1 (0.53mm) 0.53(mm)
ICV 240-337545/34		07/24/2018 00:49	1	P13072334.D	CLP-2 (0.53mm) 0.53(mm)
ICV 240-337545/35		07/24/2018 01:06	1	P13072335.D	CLP-1 (0.53mm) 0.53(mm)
ICV 240-337545/35		07/24/2018 01:06	1	P13072335.D	CLP-2 (0.53mm) 0.53(mm)
ICV 240-337545/36		07/24/2018 01:23	1	P13072336.D	CLP-1 (0.53mm) 0.53(mm)

PCBS ANALYSIS RUN LOG

Lab Name: TestAmerica Canton Job No.: 240-100018-1

SDG No.:

Instrument ID: A2HP13 Start Date: 07/23/2018 16:05

Analysis Batch Number: 337545 End Date: 07/24/2018 02:51

LAB SAMPLE ID	CLIENT SAMPLE ID	DATE ANALYZED	DILUTION FACTOR	LAB FILE ID	COLUMN ID
ICV 240-337545/36		07/24/2018 01:23	1	P13072336.D	CLP-2 (0.53mm) 0.53(mm)
ICV 240-337545/37		07/24/2018 01:41	1	P13072337.D	CLP-1 (0.53mm) 0.53(mm)
ICV 240-337545/37		07/24/2018 01:41	1	P13072337.D	CLP-2 (0.53mm) 0.53(mm)
ICV 240-337545/38		07/24/2018 01:58	1	P13072338.D	CLP-1 (0.53mm) 0.53(mm)
ICV 240-337545/38		07/24/2018 01:58	1	P13072338.D	CLP-2 (0.53mm) 0.53(mm)
ICV 240-337545/39		07/24/2018 02:16	1	P13072339.D	CLP-1 (0.53mm) 0.53(mm)
ICV 240-337545/39		07/24/2018 02:16	1	P13072339.D	CLP-2 (0.53mm) 0.53(mm)
ICV 240-337545/40		07/24/2018 02:33	1	P13072340.D	CLP-1 (0.53mm) 0.53(mm)
ICV 240-337545/40		07/24/2018 02:33	1	P13072340.D	CLP-2 (0.53mm) 0.53(mm)
ICV 240-337545/41		07/24/2018 02:51	1	P13072341.D	CLP-1 (0.53mm) 0.53(mm)
ICV 240-337545/41		07/24/2018 02:51	1	P13072341.D	CLP-2 (0.53mm) 0.53(mm)

PCBS ANALYSIS RUN LOG

Lab Name: TestAmerica Canton Job No.: 240-100018-1

SDG No.:

Instrument ID: A2HP10 Start Date: 08/23/2018 05:09

Analysis Batch Number: 342123 End Date: 08/23/2018 15:03

LAB SAMPLE ID	CLIENT SAMPLE ID	DATE ANALYZED	DILUTION FACTOR	LAB FILE ID	COLUMN ID
CCV 240-342123/3 CCVIS		08/23/2018 05:09	1		CLP-1 (0.53mm) 0.53(mm)
CCV 240-342123/3 CCVIS		08/23/2018 05:09	1	P10082303.D	CLP-2 (0.53mm) 0.53(mm)
CCV 240-342123/4		08/23/2018 05:28	1		CLP-1 (0.53mm) 0.53(mm)
CCV 240-342123/4		08/23/2018 05:28	1	P10082304.D	CLP-2 (0.53mm) 0.53(mm)
CCV 240-342123/5		08/23/2018 05:47	1		CLP-1 (0.53mm) 0.53(mm)
CCV 240-342123/5		08/23/2018 05:47	1	P10082305.D	CLP-2 (0.53mm) 0.53(mm)
CCV 240-342123/6		08/23/2018 06:06	1		CLP-1 (0.53mm) 0.53(mm)
CCV 240-342123/6		08/23/2018 06:06	1	P10082306.D	CLP-2 (0.53mm) 0.53(mm)
CCV 240-342123/7		08/23/2018 06:25	1		CLP-1 (0.53mm) 0.53(mm)
CCV 240-342123/7		08/23/2018 06:25	1	P10082307.D	CLP-2 (0.53mm) 0.53(mm)
MB 240-341850/22-A		08/23/2018 07:03	1	P10082309.D	CLP-1 (0.53mm) 0.53(mm)
MB 240-341850/22-A		08/23/2018 07:03	1	P10082309.D	CLP-2 (0.53mm) 0.53(mm)
LCS 240-341850/23-A		08/23/2018 07:22	1	P10082310.D	CLP-1 (0.53mm) 0.53(mm)
LCS 240-341850/23-A		08/23/2018 07:22	1	P10082310.D	CLP-2 (0.53mm) 0.53(mm)
240-100018-89		08/23/2018 07:41	1	P10082311.D	CLP-1 (0.53mm) 0.53(mm)
240-100018-89		08/23/2018 07:41	1	P10082311.D	CLP-2 (0.53mm) 0.53(mm)
240-100018-91		08/23/2018 08:00	1	P10082312.D	CLP-1 (0.53mm) 0.53(mm)
240-100018-91		08/23/2018 08:00	1	P10082312.D	CLP-2 (0.53mm) 0.53(mm)
240-100018-92		08/23/2018 08:18	5	P10082313.D	CLP-1 (0.53mm) 0.53(mm)
240-100018-92		08/23/2018 08:18	5	P10082313.D	CLP-2 (0.53mm) 0.53(mm)
240-100018-93		08/23/2018 08:37	1	P10082314.D	CLP-1 (0.53mm) 0.53(mm)
240-100018-93		08/23/2018 08:37	1	P10082314.D	CLP-2 (0.53mm) 0.53(mm)
240-100018-94		08/23/2018 08:56	1	P10082315.D	CLP-1 (0.53mm) 0.53(mm)
240-100018-94		08/23/2018 08:56	1	P10082315.D	CLP-2 (0.53mm) 0.53(mm)
ZZZZZ		08/23/2018 09:15	1		CLP-1 (0.53mm) 0.53(mm)
ZZZZZ		08/23/2018 09:15	1		CLP-2 (0.53mm) 0.53(mm)
ZZZZZ		08/23/2018 09:34	1		CLP-1 (0.53mm) 0.53(mm)
ZZZZZ		08/23/2018 09:34	1		CLP-2 (0.53mm) 0.53(mm)
ZZZZZ		08/23/2018 10:12	1		CLP-1 (0.53mm) 0.53(mm)
ZZZZZ		08/23/2018 10:12	1		CLP-2 (0.53mm) 0.53(mm)
ZZZZZ		08/23/2018 10:32	1		CLP-1 (0.53mm) 0.53(mm)
ZZZZZ		08/23/2018 10:32	1		CLP-2 (0.53mm) 0.53(mm)
ZZZZZ		08/23/2018 10:51	1		CLP-1 (0.53mm) 0.53(mm)
ZZZZZ		08/23/2018 10:51	1		CLP-2 (0.53mm) 0.53(mm)
ZZZZZ		08/23/2018 11:11	1		CLP-1 (0.53mm) 0.53(mm)
ZZZZZ		08/23/2018 11:11	1		CLP-2 (0.53mm) 0.53(mm)
ZZZZZ		08/23/2018 11:30	1		CLP-1 (0.53mm) 0.53(mm)
ZZZZZ		08/23/2018 11:30	1		CLP-2 (0.53mm) 0.53(mm)
ZZZZZ		08/23/2018 11:49	1		CLP-1 (0.53mm) 0.53(mm)
ZZZZZ		08/23/2018 11:49	1		CLP-2 (0.53mm) 0.53(mm)
ZZZZZ		08/23/2018 12:08	1		CLP-1 (0.53mm) 0.53(mm)
ZZZZZ		08/23/2018 12:08	1		CLP-2 (0.53mm) 0.53(mm)
ZZZZZ		08/23/2018 12:27	1		CLP-1 (0.53mm) 0.53(mm)
ZZZZZ		08/23/2018 12:27	1		CLP-2 (0.53mm) 0.53(mm)

PCBS ANALYSIS RUN LOG

Lab Name: TestAmerica Canton Job No.: 240-100018-1

SDG No.:

Instrument ID: A2HP10 Start Date: 08/23/2018 05:09

Analysis Batch Number: 342123 End Date: 08/23/2018 15:03

LAB SAMPLE ID	CLIENT SAMPLE ID	DATE ANALYZED	DILUTION FACTOR	LAB FILE ID	COLUMN ID
CCVIS 240-342123/29		08/23/2018 13:26	1		CLP-1 (0.53mm) 0.53(mm)
CCVIS 240-342123/29		08/23/2018 13:26	1	P10082329.D	CLP-2 (0.53mm) 0.53(mm)
ZZZZZ		08/23/2018 13:45	1		CLP-1 (0.53mm) 0.53(mm)
ZZZZZ		08/23/2018 13:45	1		CLP-2 (0.53mm) 0.53(mm)
ZZZZZ		08/23/2018 14:04	1		CLP-1 (0.53mm) 0.53(mm)
ZZZZZ		08/23/2018 14:04	1		CLP-2 (0.53mm) 0.53(mm)
ZZZZZ		08/23/2018 14:24	1		CLP-1 (0.53mm) 0.53(mm)
ZZZZZ		08/23/2018 14:24	1		CLP-2 (0.53mm) 0.53(mm)
240-100062-B-19-B MS		08/23/2018 14:43	1	P10082333.D	CLP-1 (0.53mm) 0.53(mm)
240-100062-B-19-B MS		08/23/2018 14:43	1	P10082333.D	CLP-2 (0.53mm) 0.53(mm)
240-100062-B-19-C MSD		08/23/2018 15:03	1	P10082334.D	CLP-1 (0.53mm) 0.53(mm)
240-100062-B-19-C MSD		08/23/2018 15:03	1	P10082334.D	CLP-2 (0.53mm) 0.53(mm)

PCBS ANALYSIS RUN LOG

Lab Name: TestAmerica Canton Job No.: 240-100018-1

SDG No.:

Instrument ID: A2HP12 Start Date: 08/23/2018 05:43

Analysis Batch Number: 342126 End Date: 08/23/2018 16:07

LAB SAMPLE ID	CLIENT SAMPLE ID	DATE ANALYZED	DILUTION FACTOR	LAB FILE ID	COLUMN ID
CCV 240-342126/3 CCVIS		08/23/2018 05:43	1	P12082303.D	CLP-1 (0.53mm) 0.53(mm)
CCV 240-342126/3 CCVIS		08/23/2018 05:43	1		CLP-2 (0.53mm) 0.53(mm)
CCV 240-342126/4		08/23/2018 06:02	1	P12082304.D	CLP-1 (0.53mm) 0.53(mm)
CCV 240-342126/4		08/23/2018 06:02	1		CLP-2 (0.53mm) 0.53(mm)
CCV 240-342126/5		08/23/2018 06:22	1	P12082305.D	CLP-1 (0.53mm) 0.53(mm)
CCV 240-342126/5		08/23/2018 06:22	1		CLP-2 (0.53mm) 0.53(mm)
CCV 240-342126/6		08/23/2018 06:42	1	P12082306.D	CLP-1 (0.53mm) 0.53(mm)
CCV 240-342126/6		08/23/2018 06:42	1		CLP-2 (0.53mm) 0.53(mm)
CCV 240-342126/7		08/23/2018 07:01	1	P12082307.D	CLP-1 (0.53mm) 0.53(mm)
CCV 240-342126/7		08/23/2018 07:01	1		CLP-2 (0.53mm) 0.53(mm)
MB 240-341844/23-A		08/23/2018 07:40	1	P12082309.D	CLP-1 (0.53mm) 0.53(mm)
MB 240-341844/23-A		08/23/2018 07:40	1	P12082309.D	CLP-2 (0.53mm) 0.53(mm)
LCS 240-341844/24-A		08/23/2018 08:00	1	P12082310.D	CLP-1 (0.53mm) 0.53(mm)
LCS 240-341844/24-A		08/23/2018 08:00	1	P12082310.D	CLP-2 (0.53mm) 0.53(mm)
240-100018-29		08/23/2018 08:19	1	P12082311.D	CLP-1 (0.53mm) 0.53(mm)
240-100018-29		08/23/2018 08:19	1	P12082311.D	CLP-2 (0.53mm) 0.53(mm)
240-100018-29 MS		08/23/2018 08:39	1	P12082312.D	CLP-1 (0.53mm) 0.53(mm)
240-100018-29 MS		08/23/2018 08:39	1	P12082312.D	CLP-2 (0.53mm) 0.53(mm)
240-100018-29 MSD		08/23/2018 08:58	1	P12082313.D	CLP-1 (0.53mm) 0.53(mm)
240-100018-29 MSD		08/23/2018 08:58	1	P12082313.D	CLP-2 (0.53mm) 0.53(mm)
240-100018-31		08/23/2018 09:17	1	P12082314.D	CLP-1 (0.53mm) 0.53(mm)
240-100018-31		08/23/2018 09:17	1	P12082314.D	CLP-2 (0.53mm) 0.53(mm)
240-100018-32		08/23/2018 09:37	5	P12082315.D	CLP-1 (0.53mm) 0.53(mm)
240-100018-32		08/23/2018 09:37	5	P12082315.D	CLP-2 (0.53mm) 0.53(mm)
240-100018-34		08/23/2018 09:57	1	P12082316.D	CLP-1 (0.53mm) 0.53(mm)
240-100018-34		08/23/2018 09:57	1	P12082316.D	CLP-2 (0.53mm) 0.53(mm)
240-100018-35		08/23/2018 10:16	5	P12082317.D	CLP-1 (0.53mm) 0.53(mm)
240-100018-35		08/23/2018 10:16	5	P12082317.D	CLP-2 (0.53mm) 0.53(mm)
240-100018-37		08/23/2018 10:36	5	P12082318.D	CLP-1 (0.53mm) 0.53(mm)
240-100018-37		08/23/2018 10:36	5	P12082318.D	CLP-2 (0.53mm) 0.53(mm)
240-100018-38		08/23/2018 10:55	1	P12082319.D	CLP-1 (0.53mm) 0.53(mm)
240-100018-38		08/23/2018 10:55	1	P12082319.D	CLP-2 (0.53mm) 0.53(mm)
240-100018-40		08/23/2018 11:14	5	P12082320.D	CLP-1 (0.53mm) 0.53(mm)
240-100018-40		08/23/2018 11:14	5	P12082320.D	CLP-2 (0.53mm) 0.53(mm)
240-100018-41		08/23/2018 11:34	1	P12082321.D	CLP-1 (0.53mm) 0.53(mm)
240-100018-41		08/23/2018 11:34	1	P12082321.D	CLP-2 (0.53mm) 0.53(mm)
240-100018-43		08/23/2018 11:54	5	P12082322.D	CLP-1 (0.53mm) 0.53(mm)
240-100018-43		08/23/2018 11:54	5	P12082322.D	CLP-2 (0.53mm) 0.53(mm)
ZZZZZ		08/23/2018 12:13	1		CLP-1 (0.53mm) 0.53(mm)
ZZZZZ		08/23/2018 12:13	1		CLP-2 (0.53mm) 0.53(mm)
240-100018-46		08/23/2018 12:33	10	P12082324.D	CLP-1 (0.53mm) 0.53(mm)
240-100018-46		08/23/2018 12:33	10	P12082324.D	CLP-2 (0.53mm) 0.53(mm)
240-100018-47		08/23/2018 12:52	1	P12082325.D	CLP-1 (0.53mm) 0.53(mm)
240-100018-47		08/23/2018 12:52	1	P12082325.D	CLP-2 (0.53mm) 0.53(mm)

8082A

PCBS ANALYSIS RUN LOG

Lab Name: TestAmerica Canton Job No.: 240-100018-1

SDG No.:

Instrument ID: A2HP12 Start Date: 08/23/2018 05:43

Analysis Batch Number: 342126 End Date: 08/23/2018 16:07

LAB SAMPLE ID	CLIENT SAMPLE ID	DATE ANALYZED	DILUTION FACTOR	LAB FILE ID	COLUMN ID
240-100018-49		08/23/2018 13:11	10	P12082326.D	CLP-1 (0.53mm) 0.53(mm)
240-100018-49		08/23/2018 13:11	10	P12082326.D	CLP-2 (0.53mm) 0.53(mm)
CCVIS 240-342126/29		08/23/2018 14:10	1	P12082329.D	CLP-1 (0.53mm) 0.53(mm)
CCVIS 240-342126/29		08/23/2018 14:10	1		CLP-2 (0.53mm) 0.53(mm)
240-100018-50		08/23/2018 14:30	1	P12082330.D	CLP-1 (0.53mm) 0.53(mm)
240-100018-50		08/23/2018 14:30	1	P12082330.D	CLP-2 (0.53mm) 0.53(mm)
240-100018-52		08/23/2018 14:49	10	P12082331.D	CLP-1 (0.53mm) 0.53(mm)
240-100018-52		08/23/2018 14:49	10	P12082331.D	CLP-2 (0.53mm) 0.53(mm)
240-100018-53		08/23/2018 15:09	1	P12082332.D	CLP-1 (0.53mm) 0.53(mm)
240-100018-53		08/23/2018 15:09	1	P12082332.D	CLP-2 (0.53mm) 0.53(mm)
240-100018-55		08/23/2018 15:28	10	P12082333.D	CLP-1 (0.53mm) 0.53(mm)
240-100018-55		08/23/2018 15:28	10	P12082333.D	CLP-2 (0.53mm) 0.53(mm)
240-100018-56		08/23/2018 15:48	1	P12082334.D	CLP-1 (0.53mm) 0.53(mm)
240-100018-56		08/23/2018 15:48	1	P12082334.D	CLP-2 (0.53mm) 0.53(mm)
240-100018-58		08/23/2018 16:07	1	P12082335.D	CLP-1 (0.53mm) 0.53(mm)
240-100018-58		08/23/2018 16:07	1	P12082335.D	CLP-2 (0.53mm) 0.53(mm)

PCBS ANALYSIS RUN LOG

Lab Name: TestAmerica Canton Job No.: 240-100018-1

SDG No.:

Instrument ID: A2HP13 Start Date: 08/23/2018 05:36

Analysis Batch Number: 342129 End Date: 08/23/2018 14:53

LAB SAMPLE ID	CLIENT SAMPLE ID	DATE ANALYZED	DILUTION FACTOR	LAB FILE ID	COLUMN ID
CCV 240-342129/3 CCVIS		08/23/2018 05:36	1	P13082303.D	CLP-1 (0.53mm) 0.53(mm)
CCV 240-342129/3 CCVIS		08/23/2018 05:36	1	P13082303.D	CLP-2 (0.53mm) 0.53(mm)
CCV 240-342129/4		08/23/2018 05:54	1		CLP-1 (0.53mm) 0.53(mm)
CCV 240-342129/4		08/23/2018 05:54	1	P13082304.D	CLP-2 (0.53mm) 0.53(mm)
CCV 240-342129/5		08/23/2018 06:11	1		CLP-1 (0.53mm) 0.53(mm)
CCV 240-342129/5		08/23/2018 06:11	1	P13082305.D	CLP-2 (0.53mm) 0.53(mm)
CCV 240-342129/6		08/23/2018 06:29	1		CLP-1 (0.53mm) 0.53(mm)
CCV 240-342129/6		08/23/2018 06:29	1	P13082306.D	CLP-2 (0.53mm) 0.53(mm)
CCV 240-342129/7		08/23/2018 06:46	1		CLP-1 (0.53mm) 0.53(mm)
CCV 240-342129/7		08/23/2018 06:46	1	P13082307.D	CLP-2 (0.53mm) 0.53(mm)
MB 240-341818/23-A		08/23/2018 07:21	1	P13082309.D	CLP-1 (0.53mm) 0.53(mm)
MB 240-341818/23-A		08/23/2018 07:21	1	P13082309.D	CLP-2 (0.53mm) 0.53(mm)
LCS 240-341818/24-A		08/23/2018 07:38	1	P13082310.D	CLP-1 (0.53mm) 0.53(mm)
LCS 240-341818/24-A		08/23/2018 07:38	1	P13082310.D	CLP-2 (0.53mm) 0.53(mm)
ZZZZZ		08/23/2018 07:56	1		CLP-1 (0.53mm) 0.53(mm)
ZZZZZ		08/23/2018 07:56	1		CLP-2 (0.53mm) 0.53(mm)
240-100018-28		08/23/2018 08:13	5	P13082312.D	CLP-1 (0.53mm) 0.53(mm)
240-100018-28		08/23/2018 08:13	5	P13082312.D	CLP-2 (0.53mm) 0.53(mm)
240-100018-28 MS		08/23/2018 08:30	5	P13082313.D	CLP-1 (0.53mm) 0.53(mm)
240-100018-28 MS		08/23/2018 08:30	5	P13082313.D	CLP-2 (0.53mm) 0.53(mm)
240-100018-28 MSD		08/23/2018 08:48	5	P13082314.D	CLP-1 (0.53mm) 0.53(mm)
240-100018-28 MSD		08/23/2018 08:48	5	P13082314.D	CLP-2 (0.53mm) 0.53(mm)
240-100018-1		08/23/2018 09:05	1	P13082315.D	CLP-1 (0.53mm) 0.53(mm)
240-100018-1		08/23/2018 09:05	1	P13082315.D	CLP-2 (0.53mm) 0.53(mm)
240-100018-2		08/23/2018 09:22	1	P13082316.D	CLP-1 (0.53mm) 0.53(mm)
240-100018-2		08/23/2018 09:22	1	P13082316.D	CLP-2 (0.53mm) 0.53(mm)
240-100018-4		08/23/2018 09:40	5	P13082317.D	CLP-1 (0.53mm) 0.53(mm)
240-100018-4		08/23/2018 09:40	5	P13082317.D	CLP-2 (0.53mm) 0.53(mm)
240-100018-5		08/23/2018 09:57	1	P13082318.D	CLP-1 (0.53mm) 0.53(mm)
240-100018-5		08/23/2018 09:57	1	P13082318.D	CLP-2 (0.53mm) 0.53(mm)
240-100018-7		08/23/2018 10:15	1	P13082319.D	CLP-1 (0.53mm) 0.53(mm)
240-100018-7		08/23/2018 10:15	1	P13082319.D	CLP-2 (0.53mm) 0.53(mm)
240-100018-8		08/23/2018 10:32	1	P13082320.D	CLP-1 (0.53mm) 0.53(mm)
240-100018-8		08/23/2018 10:32	1	P13082320.D	CLP-2 (0.53mm) 0.53(mm)
240-100018-10		08/23/2018 10:49	5	P13082321.D	CLP-1 (0.53mm) 0.53(mm)
240-100018-10		08/23/2018 10:49	5	P13082321.D	CLP-2 (0.53mm) 0.53(mm)
240-100018-11		08/23/2018 11:07	1	P13082322.D	CLP-1 (0.53mm) 0.53(mm)
240-100018-11		08/23/2018 11:07	1	P13082322.D	CLP-2 (0.53mm) 0.53(mm)
240-100018-13		08/23/2018 11:24	1	P13082323.D	CLP-1 (0.53mm) 0.53(mm)
240-100018-13		08/23/2018 11:24	1	P13082323.D	CLP-2 (0.53mm) 0.53(mm)
240-100018-14		08/23/2018 11:42	1	P13082324.D	CLP-1 (0.53mm) 0.53(mm)
240-100018-14		08/23/2018 11:42	1	P13082324.D	CLP-2 (0.53mm) 0.53(mm)
240-100018-16		08/23/2018 11:59	1	P13082325.D	CLP-1 (0.53mm) 0.53(mm)
240-100018-16		08/23/2018 11:59	1	P13082325.D	CLP-2 (0.53mm) 0.53(mm)

PCBS ANALYSIS RUN LOG

Lab Name: TestAmerica Canton Job No.: 240-100018-1

SDG No.:

Instrument ID: A2HP13 Start Date: 08/23/2018 05:36

Analysis Batch Number: 342129 End Date: 08/23/2018 14:53

LAB SAMPLE ID	CLIENT SAMPLE ID	DATE ANALYZED	DILUTION FACTOR	LAB FILE ID	COLUMN ID
240-100018-17		08/23/2018 12:16	1	P13082326.D	CLP-1 (0.53mm) 0.53(mm)
240-100018-17		08/23/2018 12:16	1	P13082326.D	CLP-2 (0.53mm) 0.53(mm)
CCVIS 240-342129/29		08/23/2018 13:09	1		CLP-1 (0.53mm) 0.53(mm)
CCVIS 240-342129/29		08/23/2018 13:09	1	P13082329.D	CLP-2 (0.53mm) 0.53(mm)
240-100018-19		08/23/2018 13:26	1	P13082330.D	CLP-1 (0.53mm) 0.53(mm)
240-100018-19		08/23/2018 13:26	1	P13082330.D	CLP-2 (0.53mm) 0.53(mm)
240-100018-20		08/23/2018 13:43	1	P13082331.D	CLP-1 (0.53mm) 0.53(mm)
240-100018-20		08/23/2018 13:43	1	P13082331.D	CLP-2 (0.53mm) 0.53(mm)
240-100018-22		08/23/2018 14:01	5	P13082332.D	CLP-1 (0.53mm) 0.53(mm)
240-100018-22		08/23/2018 14:01	5	P13082332.D	CLP-2 (0.53mm) 0.53(mm)
240-100018-23		08/23/2018 14:18	1	P13082333.D	CLP-1 (0.53mm) 0.53(mm)
240-100018-23		08/23/2018 14:18	1	P13082333.D	CLP-2 (0.53mm) 0.53(mm)
240-100018-25		08/23/2018 14:35	1	P13082334.D	CLP-1 (0.53mm) 0.53(mm)
240-100018-25		08/23/2018 14:35	1	P13082334.D	CLP-2 (0.53mm) 0.53(mm)
240-100018-26		08/23/2018 14:53	1	P13082335.D	CLP-1 (0.53mm) 0.53(mm)
240-100018-26		08/23/2018 14:53	1	P13082335.D	CLP-2 (0.53mm) 0.53(mm)

PCBS ANALYSIS RUN LOG

Lab Name: TestAmerica Canton Job No.: 240-100018-1

SDG No.:

Instrument ID: A2HP12 Start Date: 08/23/2018 17:06

Analysis Batch Number: 342277 End Date: 08/24/2018 02:51

LAB SAMPLE ID	CLIENT SAMPLE ID	DATE ANALYZED	DILUTION FACTOR	LAB FILE ID	COLUMN ID
CCV 240-342277/3 CCVIS		08/23/2018 17:06	1	P12082338.D	CLP-1 (0.53mm) 0.53(mm)
CCV 240-342277/3 CCVIS		08/23/2018 17:06	1		CLP-2 (0.53mm) 0.53(mm)
CCV 240-342277/4		08/23/2018 17:25	1	P12082339.D	CLP-1 (0.53mm) 0.53(mm)
CCV 240-342277/4		08/23/2018 17:25	1		CLP-2 (0.53mm) 0.53(mm)
CCV 240-342277/5		08/23/2018 17:45	1	P12082340.D	CLP-1 (0.53mm) 0.53(mm)
CCV 240-342277/5		08/23/2018 17:45	1		CLP-2 (0.53mm) 0.53(mm)
CCV 240-342277/6		08/23/2018 18:04	1	P12082341.D	CLP-1 (0.53mm) 0.53(mm)
CCV 240-342277/6		08/23/2018 18:04	1		CLP-2 (0.53mm) 0.53(mm)
CCV 240-342277/7		08/23/2018 18:24	1	P12082342.D	CLP-1 (0.53mm) 0.53(mm)
CCV 240-342277/7		08/23/2018 18:24	1		CLP-2 (0.53mm) 0.53(mm)
240-100018-59		08/23/2018 19:03	1	P12082344.D	CLP-1 (0.53mm) 0.53(mm)
240-100018-59		08/23/2018 19:03	1	P12082344.D	CLP-2 (0.53mm) 0.53(mm)
240-100018-61		08/23/2018 19:23	5	P12082345.D	CLP-1 (0.53mm) 0.53(mm)
240-100018-61		08/23/2018 19:23	5	P12082345.D	CLP-2 (0.53mm) 0.53(mm)
240-100018-61 MS		08/23/2018 19:42	5	P12082346.D	CLP-1 (0.53mm) 0.53(mm)
240-100018-61 MS		08/23/2018 19:42	5	P12082346.D	CLP-2 (0.53mm) 0.53(mm)
240-100018-61 MSD		08/23/2018 20:02	5	P12082347.D	CLP-1 (0.53mm) 0.53(mm)
240-100018-61 MSD		08/23/2018 20:02	5	P12082347.D	CLP-2 (0.53mm) 0.53(mm)
240-100018-62		08/23/2018 20:21	1	P12082348.D	CLP-1 (0.53mm) 0.53(mm)
240-100018-62		08/23/2018 20:21	1	P12082348.D	CLP-2 (0.53mm) 0.53(mm)
240-100018-64		08/23/2018 20:41	5	P12082349.D	CLP-1 (0.53mm) 0.53(mm)
240-100018-64		08/23/2018 20:41	5	P12082349.D	CLP-2 (0.53mm) 0.53(mm)
240-100018-65		08/23/2018 21:00	1	P12082350.D	CLP-1 (0.53mm) 0.53(mm)
240-100018-65		08/23/2018 21:00	1	P12082350.D	CLP-2 (0.53mm) 0.53(mm)
240-100018-67		08/23/2018 21:20	5	P12082351.D	CLP-1 (0.53mm) 0.53(mm)
240-100018-67		08/23/2018 21:20	5	P12082351.D	CLP-2 (0.53mm) 0.53(mm)
240-100018-68		08/23/2018 21:39	1	P12082352.D	CLP-1 (0.53mm) 0.53(mm)
240-100018-68		08/23/2018 21:39	1	P12082352.D	CLP-2 (0.53mm) 0.53(mm)
240-100018-70		08/23/2018 21:59	5	P12082353.D	CLP-1 (0.53mm) 0.53(mm)
240-100018-70		08/23/2018 21:59	5	P12082353.D	CLP-2 (0.53mm) 0.53(mm)
240-100018-71		08/23/2018 22:18	1	P12082354.D	CLP-1 (0.53mm) 0.53(mm)
240-100018-71		08/23/2018 22:18	1	P12082354.D	CLP-2 (0.53mm) 0.53(mm)
240-100018-73		08/23/2018 22:38	5	P12082355.D	CLP-1 (0.53mm) 0.53(mm)
240-100018-73		08/23/2018 22:38	5	P12082355.D	CLP-2 (0.53mm) 0.53(mm)
240-100018-74		08/23/2018 22:57	1	P12082356.D	CLP-1 (0.53mm) 0.53(mm)
240-100018-74		08/23/2018 22:57	1	P12082356.D	CLP-2 (0.53mm) 0.53(mm)
240-100018-76		08/23/2018 23:17	10	P12082357.D	CLP-1 (0.53mm) 0.53(mm)
240-100018-76		08/23/2018 23:17	10	P12082357.D	CLP-2 (0.53mm) 0.53(mm)
240-100018-77		08/23/2018 23:36	1	P12082358.D	CLP-1 (0.53mm) 0.53(mm)
240-100018-77		08/23/2018 23:36	1	P12082358.D	CLP-2 (0.53mm) 0.53(mm)
240-100018-79		08/23/2018 23:56	10	P12082359.D	CLP-1 (0.53mm) 0.53(mm)
240-100018-79		08/23/2018 23:56	10	P12082359.D	CLP-2 (0.53mm) 0.53(mm)
240-100018-80		08/24/2018 00:15	1	P12082360.D	CLP-1 (0.53mm) 0.53(mm)
240-100018-80		08/24/2018 00:15	1	P12082360.D	CLP-2 (0.53mm) 0.53(mm)

PCBS ANALYSIS RUN LOG

Lab Name: TestAmerica Canton Job No.: 240-100018-1

SDG No.:

Instrument ID: A2HP12 Start Date: 08/23/2018 17:06

Analysis Batch Number: 342277 End Date: 08/24/2018 02:51

LAB SAMPLE ID	CLIENT SAMPLE ID	DATE ANALYZED	DILUTION FACTOR	LAB FILE ID	COLUMN ID
MB 240-341875/23-A		08/24/2018 00:35	1	P12082361.D	CLP-1 (0.53mm) 0.53(mm)
MB 240-341875/23-A		08/24/2018 00:35	1	P12082361.D	CLP-2 (0.53mm) 0.53(mm)
LCS 240-341875/24-A		08/24/2018 00:54	1	P12082362.D	CLP-1 (0.53mm) 0.53(mm)
LCS 240-341875/24-A		08/24/2018 00:54	1	P12082362.D	CLP-2 (0.53mm) 0.53(mm)
CCVIS 240-342277/28		08/24/2018 01:14	1	P12082363.D	CLP-1 (0.53mm) 0.53(mm)
CCVIS 240-342277/28		08/24/2018 01:14	1		CLP-2 (0.53mm) 0.53(mm)
240-100018-82		08/24/2018 01:33	1	P12082364.D	CLP-1 (0.53mm) 0.53(mm)
240-100018-82		08/24/2018 01:33	1	P12082364.D	CLP-2 (0.53mm) 0.53(mm)
240-100018-83		08/24/2018 01:53	1	P12082365.D	CLP-1 (0.53mm) 0.53(mm)
240-100018-83		08/24/2018 01:53	1	P12082365.D	CLP-2 (0.53mm) 0.53(mm)
240-100018-85		08/24/2018 02:12	1	P12082366.D	CLP-1 (0.53mm) 0.53(mm)
240-100018-85		08/24/2018 02:12	1	P12082366.D	CLP-2 (0.53mm) 0.53(mm)
240-100018-86		08/24/2018 02:32	1	P12082367.D	CLP-1 (0.53mm) 0.53(mm)
240-100018-86		08/24/2018 02:32	1	P12082367.D	CLP-2 (0.53mm) 0.53(mm)
240-100018-88		08/24/2018 02:51	1	P12082368.D	CLP-1 (0.53mm) 0.53(mm)
240-100018-88		08/24/2018 02:51	1	P12082368.D	CLP-2 (0.53mm) 0.53(mm)

PCBS ANALYSIS RUN LOG

Lab Name: TestAmerica Canton Job No.: 240-100018-1

SDG No.:

Instrument ID: A2HP12 Start Date: 08/25/2018 09:33

Analysis Batch Number: 342496 End Date: 08/25/2018 16:23

LAB SAMPLE ID	CLIENT SAMPLE ID	DATE ANALYZED	DILUTION FACTOR	LAB FILE ID	COLUMN ID
CCV 240-342496/3 CCVIS		08/25/2018 09:33	1		CLP-1 (0.53mm) 0.53(mm)
CCV 240-342496/3 CCVIS		08/25/2018 09:33	1	P12082503.D	CLP-2 (0.53mm) 0.53(mm)
CCV 240-342496/4		08/25/2018 09:53	1		CLP-1 (0.53mm) 0.53(mm)
CCV 240-342496/4		08/25/2018 09:53	1	P12082504.D	CLP-2 (0.53mm) 0.53(mm)
CCV 240-342496/5		08/25/2018 10:12	1		CLP-1 (0.53mm) 0.53(mm)
CCV 240-342496/5		08/25/2018 10:12	1	P12082505.D	CLP-2 (0.53mm) 0.53(mm)
CCV 240-342496/6		08/25/2018 10:32	1		CLP-1 (0.53mm) 0.53(mm)
CCV 240-342496/6		08/25/2018 10:32	1	P12082506.D	CLP-2 (0.53mm) 0.53(mm)
CCV 240-342496/7		08/25/2018 10:51	1		CLP-1 (0.53mm) 0.53(mm)
CCV 240-342496/7		08/25/2018 10:51	1	P12082507.D	CLP-2 (0.53mm) 0.53(mm)
ZZZZZ		08/25/2018 11:30	1		CLP-1 (0.53mm) 0.53(mm)
ZZZZZ		08/25/2018 11:30	1		CLP-2 (0.53mm) 0.53(mm)
ZZZZZ		08/25/2018 11:50	1		CLP-1 (0.53mm) 0.53(mm)
ZZZZZ		08/25/2018 11:50	1		CLP-2 (0.53mm) 0.53(mm)
ZZZZZ		08/25/2018 12:09	1		CLP-1 (0.53mm) 0.53(mm)
ZZZZZ		08/25/2018 12:09	1		CLP-2 (0.53mm) 0.53(mm)
ZZZZZ		08/25/2018 12:29	1		CLP-1 (0.53mm) 0.53(mm)
ZZZZZ		08/25/2018 12:29	1		CLP-2 (0.53mm) 0.53(mm)
ZZZZZ		08/25/2018 12:48	1		CLP-1 (0.53mm) 0.53(mm)
ZZZZZ		08/25/2018 12:48	1		CLP-2 (0.53mm) 0.53(mm)
ZZZZZ		08/25/2018 13:08	1		CLP-1 (0.53mm) 0.53(mm)
ZZZZZ		08/25/2018 13:08	1		CLP-2 (0.53mm) 0.53(mm)
ZZZZZ		08/25/2018 13:27	1		CLP-1 (0.53mm) 0.53(mm)
ZZZZZ		08/25/2018 13:27	1		CLP-2 (0.53mm) 0.53(mm)
ZZZZZ		08/25/2018 13:47	1		CLP-1 (0.53mm) 0.53(mm)
ZZZZZ		08/25/2018 13:47	1		CLP-2 (0.53mm) 0.53(mm)
240-100018-44		08/25/2018 16:23	20	P12082524.D	CLP-1 (0.53mm) 0.53(mm)
240-100018-44		08/25/2018 16:23	20	P12082524.D	CLP-2 (0.53mm) 0.53(mm)

8082A

PCBS BATCH WORKSHEET

Lab Name: TestAmerica Canton Job No.: 240-100018-1

SDG No.:

Batch Number: 341818 Batch Start Date: 08/21/18 11:45 Batch Analyst: Turner, Dakota

Batch Method: 3540C Batch End Date: 08/22/18 03:45

Lab Sample ID	Client Sample ID	Method Chain	Basis	InitialAmount	FinalAmount	ex10PPMSPK 00042	ex2/.2SURRW 00111		
240-100018-B-1	CPP-SB-1818-0.0-0.5	3540C, 8082A	T	10.16 g	10 mL		1 mL		
240-100018-B-2	CPP-SB-1818-0.5-1.0	3540C, 8082A	T	10.08 g	10 mL		1 mL		
240-100018-B-4	CPP-SB-1819-0.0-0.5	3540C, 8082A	T	10.08 g	10 mL		1 mL		
240-100018-B-5	CPP-SB-1819-0.5-1.0	3540C, 8082A	T	10.04 g	10 mL		1 mL		
240-100018-B-7	CPP-SB-1820-0.0-0.5	3540C, 8082A	T	10.05 g	10 mL		1 mL		
240-100018-B-8	CPP-SB-1820-0.5-1.0	3540C, 8082A	T	10.21 g	10 mL		1 mL		
240-100018-B-10	CPP-SB-1821-0.0-0.5	3540C, 8082A	T	10.00 g	10 mL		1 mL		
240-100018-B-11	CPP-SB-1821-0.5-1.0	3540C, 8082A	T	10.14 g	10 mL		1 mL		
240-100018-B-13	CPP-SB-1822-0.0-0.5	3540C, 8082A	T	10.08 g	10 mL		1 mL		
240-100018-B-14	CPP-SB-1822-0.5-1.0	3540C, 8082A	T	10.13 g	10 mL		1 mL		
240-100018-B-16	CPP-SB-1823-0.0-0.5	3540C, 8082A	T	10.04 g	10 mL		1 mL		
240-100018-B-17	CPP-SB-1823-0.5-1.0	3540C, 8082A	T	10.08 g	10 mL		1 mL		
240-100018-B-19	CPP-SB-1824-0.0-0.5	3540C, 8082A	T	10.10 g	10 mL		1 mL		
240-100018-B-20	CPP-SB-1824-0.5-1.0	3540C, 8082A	T	10.15 g	10 mL		1 mL		
240-100018-B-22	CPP-SB-1825-0.0-0.5	3540C, 8082A	T	10.09 g	10 mL		1 mL		
240-100018-B-23	CPP-SB-1825-0.5-1.0	3540C, 8082A	T	10.01 g	10 mL		1 mL		
240-100018-B-25	CPP-SB-1826-0.0-0.5	3540C, 8082A	T	10.06 g	10 mL		1 mL		
240-100018-B-26	CPP-SB-1826-0.5-1.0	3540C, 8082A	T	10.07 g	10 mL		1 mL		
240-100018-B-28	CPP-SB-1827-0.0-0.5	3540C, 8082A	T	10.20 g	10 mL		1 mL		
240-100018-B-28 MS	CPP-SB-1827-0.0-0.5	3540C, 8082A	T	10.12 g	10 mL	1 mL	1 mL		
240-100018-B-28 MSD	CPP-SB-1827-0.0-0.5	3540C, 8082A	T	10.11 g	10 mL	1 mL	1 mL		

The pound sign (#) in the amount added field denotes that the reagent was used undiluted. All calculations are performed using the stated concentration for this reagent.

PCBS BATCH WORKSHEET

Lab Name: TestAmerica Canton Job No.: 240-100018-1

SDG No.:

Batch Number: 341818 Batch Start Date: 08/21/18 11:45 Batch Analyst: Turner, Dakota

Batch Method: 3540C Batch End Date: 08/22/18 03:45

Lab Sample ID	Client Sample ID	Method Chain	Basis	InitialAmount	FinalAmount	ex10PPMSPK 00042	ex2/.2SURRW 00111		
MB 240-341818/23		3540C, 8082A		10 g	10 mL		1 mL		
LCS 240-341818/24		3540C, 8082A		10 g	10 mL	1 mL	1 mL		

Batch Notes	
Acid used for Clean Up ID	3623292
Balance ID	1339907
Analyst ID - Concentration	ELIZABETHBORDER JESSICATRUSHEL
Analyst ID - Extraction	Sam Dillon
Na2SO4 ID	2548158
Prep Solvent ID	3749728

Basis	Basis Description
T	Total/NA

The pound sign (#) in the amount added field denotes that the reagent was used undiluted. All calculations are performed using the stated concentration for this reagent.

PCBS BATCH WORKSHEET

Lab Name: TestAmerica Canton Job No.: 240-100018-1

SDG No.:

Batch Number: 341844 Batch Start Date: 08/21/18 14:05 Batch Analyst: Turner, Dakota

Batch Method: 3540C Batch End Date: 08/22/18 06:05

Lab Sample ID	Client Sample ID	Method Chain	Basis	InitialAmount	FinalAmount	ex10PPMSPK 00042	ex2/.2SURRW 00111		
240-100018-B-29	CPP-SB-1827-0.5-1.0	3540C, 8082A	T	9.97 g	10 mL		1 mL		
240-100018-B-29 MS	CPP-SB-1827-0.5-1.0	3540C, 8082A	T	10.32 g	10 mL	1 mL	1 mL		
240-100018-B-29 MSD	CPP-SB-1827-0.5-1.0	3540C, 8082A	T	10.21 g	10 mL	1 mL	1 mL		
240-100018-B-31	CPP-SB-1828-0.0-0.5	3540C, 8082A	T	9.60 g	10 mL		1 mL		
240-100018-B-32	CPP-SB-1828-0.5-1.0	3540C, 8082A	T	10.09 g	10 mL		1 mL		
240-100018-B-34	CPP-SB-1829-0.0-0.5	3540C, 8082A	T	9.75 g	10 mL		1 mL		
240-100018-B-35	CPP-SB-1829-0.5-1.0	3540C, 8082A	T	10.31 g	10 mL		1 mL		
240-100018-B-37	CPP-SB-1830-0.0-0.5	3540C, 8082A	T	9.94 g	10 mL		1 mL		
240-100018-B-38	CPP-SB-1830-0.5-1.0	3540C, 8082A	T	9.66 g	10 mL		1 mL		
240-100018-B-40	CPP-SB-1831-0.0-0.5	3540C, 8082A	T	10.49 g	10 mL		1 mL		
240-100018-B-41	CPP-SB-1831-0.5-1.0	3540C, 8082A	T	10.21 g	10 mL		1 mL		
240-100018-B-43	CPP-SB-1832-0.0-0.5	3540C, 8082A	T	9.61 g	10 mL		1 mL		
240-100018-B-44	CPP-SB-1832-0.5-1.0	3540C, 8082A	T	10.34 g	10 mL		1 mL		
240-100018-B-46	CPP-SB-1833-0.0-0.5	3540C, 8082A	T	10.26 g	10 mL		1 mL		
240-100018-B-47	CPP-SB-1833-0.5-1.0	3540C, 8082A	T	9.88 g	10 mL		1 mL		
240-100018-B-49	CPP-SB-1834-0.0-0.5	3540C, 8082A	T	9.79 g	10 mL		1 mL		
240-100018-B-50	CPP-SB-1834-0.5-1.0	3540C, 8082A	T	10.33 g	10 mL		1 mL		
240-100018-B-52	CPP-SB-1835-0.0-0.5	3540C, 8082A	T	10.42 g	10 mL		1 mL		
240-100018-B-53	CPP-SB-1835-0.5-1.0	3540C, 8082A	T	9.81 g	10 mL		1 mL		
240-100018-B-55	CPP-SB-1836-0.0-0.5	3540C, 8082A	T	9.69 g	10 mL		1 mL		
240-100018-B-56	CPP-SB-1836-0.5-1.0	3540C, 8082A	T	10.11 g	10 mL		1 mL		

The pound sign (#) in the amount added field denotes that the reagent was used undiluted. All calculations are performed using the stated concentration for this reagent.

PCBS BATCH WORKSHEET

Lab Name: TestAmerica Canton Job No.: 240-100018-1

SDG No.:

Batch Number: 341844 Batch Start Date: 08/21/18 14:05 Batch Analyst: Turner, Dakota

Batch Method: 3540C Batch End Date: 08/22/18 06:05

Lab Sample ID	Client Sample ID	Method Chain	Basis	InitialAmount	FinalAmount	ex10PPMSPK 00042	ex2/.2SURRW 00111		
240-100018-B-58	CPP-SB-1837-0.0-0.5	3540C, 8082A	T	10.47 g	10 mL		1 mL		
MB 240-341844/23		3540C, 8082A		10 g	10 mL		1 mL		
LCS 240-341844/24		3540C, 8082A		10 g	10 mL	1 mL	1 mL		

Batch Notes	
Acid used for Clean Up ID	3623293
Balance ID	1339914
Analyst ID - Concentration	JT EB
Analyst ID - Extraction	Gabriel Stanton
Na2SO4 ID	2548159
Prep Solvent ID	3749727

Basis	Basis Description
T	Total/NA

The pound sign (#) in the amount added field denotes that the reagent was used undiluted. All calculations are performed using the stated concentration for this reagent.

PCBS BATCH WORKSHEET

Lab Name: TestAmerica Canton Job No.: 240-100018-1

SDG No.:

Batch Number: 341850 Batch Start Date: 08/21/18 14:25 Batch Analyst: Turner, Dakota

Batch Method: 3540C Batch End Date: 08/22/18 06:25

Lab Sample ID	Client Sample ID	Method Chain	Basis	InitialAmount	FinalAmount	ex10PPMSPK 00042	ex2/.2SURRW 00111		
240-100018-B-89	CPP-SB-1847-0.5-1.0	3540C, 8082A	T	10.01 g	10 mL		1 mL		
240-100018-B-91	CPP-DUP-01-081618	3540C, 8082A	T	10.15 g	10 mL		1 mL		
240-100018-B-92	CPP-DUP-02-081618	3540C, 8082A	T	10.03 g	10 mL		1 mL		
240-100018-B-93	CPP-DUP-03-081618	3540C, 8082A	T	10.20 g	10 mL		1 mL		
240-100018-B-94	CPP-DUP-04-081618	3540C, 8082A	T	10.07 g	10 mL		1 mL		
240-100062-B-19 MS		3540C, 8082A	T	10.12 g	10 mL	1 mL	1 mL		
240-100062-B-19 MSD		3540C, 8082A	T	10.07 g	10 mL	1 mL	1 mL		
MB 240-341850/22		3540C, 8082A		10 g	10 mL		1 mL		
LCS 240-341850/23		3540C, 8082A		10 g	10 mL	1 mL	1 mL		

Batch Notes	
Acid used for Clean Up ID	3623292
Balance ID	1339907
Analyst ID - Concentration	JESSICATRUSHEL ELIZABETHBORDER
Analyst ID - Extraction	Sam Dillon
Na2SO4 ID	2548158
Prep Solvent ID	3749728

Basis	Basis Description
T	Total/NA

The pound sign (#) in the amount added field denotes that the reagent was used undiluted. All calculations are performed using the stated concentration for this reagent.

PCBS BATCH WORKSHEET

Lab Name: TestAmerica Canton Job No.: 240-100018-1

SDG No.:

Batch Number: 341875 Batch Start Date: 08/21/18 15:05 Batch Analyst: Turner, Dakota

Batch Method: 3540C Batch End Date: 08/22/18 07:05

Lab Sample ID	Client Sample ID	Method Chain	Basis	InitialAmount	FinalAmount	ex10PPMSPK 00042	ex2/.2SURRW 00111		
240-100018-B-59	CPP-SB-1837-0.5-1.0	3540C, 8082A	T	10.35 g	10 mL		1 mL		
240-100018-B-61	CPP-SB-1838-0.0-0.5	3540C, 8082A	T	10.14 g	10 mL		1 mL		
240-100018-B-61 MS	CPP-SB-1838-0.0-0.5	3540C, 8082A	T	10.31 g	10 mL	1 mL	1 mL		
240-100018-B-61 MSD	CPP-SB-1838-0.0-0.5	3540C, 8082A	T	10.34 g	10 mL	1 mL	1 mL		
240-100018-B-62	CPP-SB-1838-0.5-1.0	3540C, 8082A	T	9.60 g	10 mL		1 mL		
240-100018-B-64	CPP-SB-1839-0.0-0.5	3540C, 8082A	T	10.00 g	10 mL		1 mL		
240-100018-B-65	CPP-SB-1839-0.5-1.0	3540C, 8082A	T	10.39 g	10 mL		1 mL		
240-100018-B-67	CPP-SB-1840-0.0-0.5	3540C, 8082A	T	10.15 g	10 mL		1 mL		
240-100018-B-68	CPP-SB-1840-0.5-1.0	3540C, 8082A	T	10.38 g	10 mL		1 mL		
240-100018-B-70	CPP-SB-1841-0.0-0.5	3540C, 8082A	T	10.42 g	10 mL		1 mL		
240-100018-B-71	CPP-SB-1841-0.5-1.0	3540C, 8082A	T	9.97 g	10 mL		1 mL		
240-100018-B-73	CPP-SB-1842-0.0-0.5	3540C, 8082A	T	10.16 g	10 mL		1 mL		
240-100018-B-74	CPP-SB-1842-0.5-1.0	3540C, 8082A	T	10.39 g	10 mL		1 mL		
240-100018-B-76	CPP-SB-1843-0.0-0.5	3540C, 8082A	T	9.89 g	10 mL		1 mL		
240-100018-B-77	CPP-SB-1843-0.5-1.0	3540C, 8082A	T	10.19 g	10 mL		1 mL		
240-100018-B-79	CPP-SB-1844-0.0-0.5	3540C, 8082A	T	10.44 g	10 mL		1 mL		
240-100018-B-80	CPP-SB-1844-0.5-1.0	3540C, 8082A	T	9.53 g	10 mL		1 mL		
240-100018-B-82	CPP-SB-1845-0.0-0.5	3540C, 8082A	T	9.84 g	10 mL		1 mL		
240-100018-B-83	CPP-SB-1845-0.5-1.0	3540C, 8082A	T	9.72 g	10 mL		1 mL		
240-100018-B-85	CPP-SB-1846-0.0-0.5	3540C, 8082A	T	10.07 g	10 mL		1 mL		
240-100018-B-86	CPP-SB-1846-0.5-1.0	3540C, 8082A	T	10.45 g	10 mL		1 mL		

The pound sign (#) in the amount added field denotes that the reagent was used undiluted. All calculations are performed using the stated concentration for this reagent.

PCBS BATCH WORKSHEET

Lab Name: TestAmerica Canton Job No.: 240-100018-1

SDG No.:

Batch Number: 341875 Batch Start Date: 08/21/18 15:05 Batch Analyst: Turner, Dakota

Batch Method: 3540C Batch End Date: 08/22/18 07:05

Lab Sample ID	Client Sample ID	Method Chain	Basis	InitialAmount	FinalAmount	ex10PPMSPK 00042	ex2/.2SURRW 00111		
240-100018-B-88	CPP-SB-1847-0.0-0.5	3540C, 8082A	T	10.36 g	10 mL		1 mL		
MB 240-341875/23		3540C, 8082A		10 g	10 mL		1 mL		
LCS 240-341875/24		3540C, 8082A		10 g	10 mL	1 mL	1 mL		

Batch Notes	
Acid used for Clean Up ID	3623293
Balance ID	1339914
Analyst ID - Concentration	JT EB
Analyst ID - Extraction	GS
Na2SO4 ID	2548159
Prep Solvent ID	3749727

Basis	Basis Description
T	Total/NA

The pound sign (#) in the amount added field denotes that the reagent was used undiluted. All calculations are performed using the stated concentration for this reagent.

Report Date: 01-Jun-2018 09:49:01 Chrom Revision: 2.2 11-May-2018 08:54:46

TestAmerica Canton

Data File: \\ChromNA\Canton\ChromData\A2HP10\20180531-76471.b\P10053129.D

Injection Date:	01-Jun-2018 02:03:26	Instrument ID:	A2HP10	Operator ID:	
Lims ID:	std01 1660			Worklist Smp#:	29
Client ID:					
Injection Vol:	1.0 ul	Dil. Factor:	1.0000	ALS Bottle#:	29
Method:	PCB10 IS	Limit Group:	GC 8082A IS		

Y Scaling: Method Defined: Set to Absolute Y Value

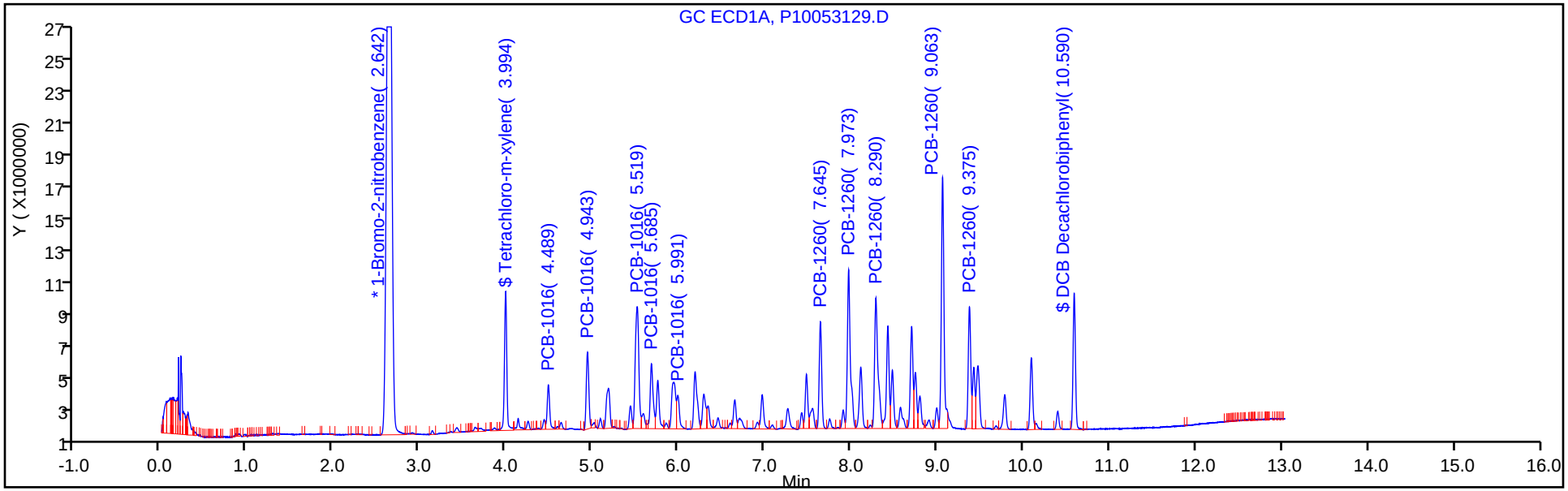

Y Scaling: Method Defined: Set to Absolute Y Value

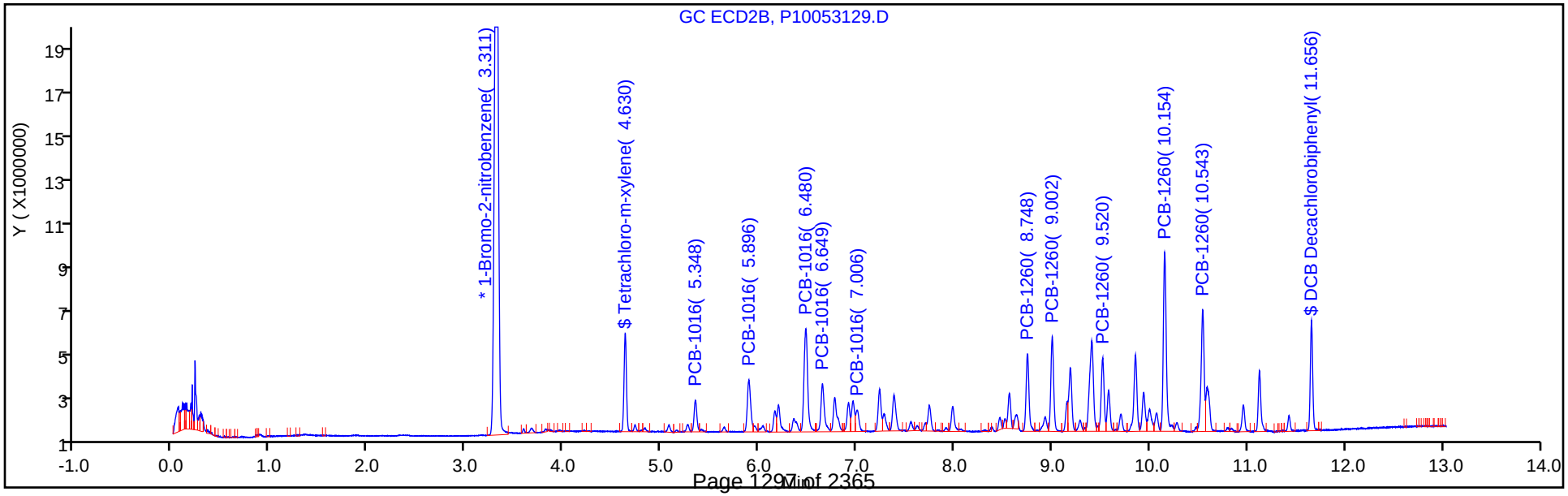

Report Date: 24-Aug-2018 05:45:11 Chrom Revision: 2.3 19-Jul-2018 15:14:50

TestAmerica Canton

Data File: \\ChromNA\Canton\ChromData\A2HP12\20180823-79205.b\P12082338.D

Injection Date:	23-Aug-2018 17:06:13	Instrument ID:	A2HP12	Operator ID:	
Lims ID:	CCV AR1660			Worklist Smp#:	3
Client ID:					
Injection Vol:	1.0 uL	Dil. Factor:	1.0000	ALS Bottle#:	38
Method:	PCB12IS	Limit Group:	GC 8082A IS		

Y Scaling: Method Defined: Set to Absolute Y Value

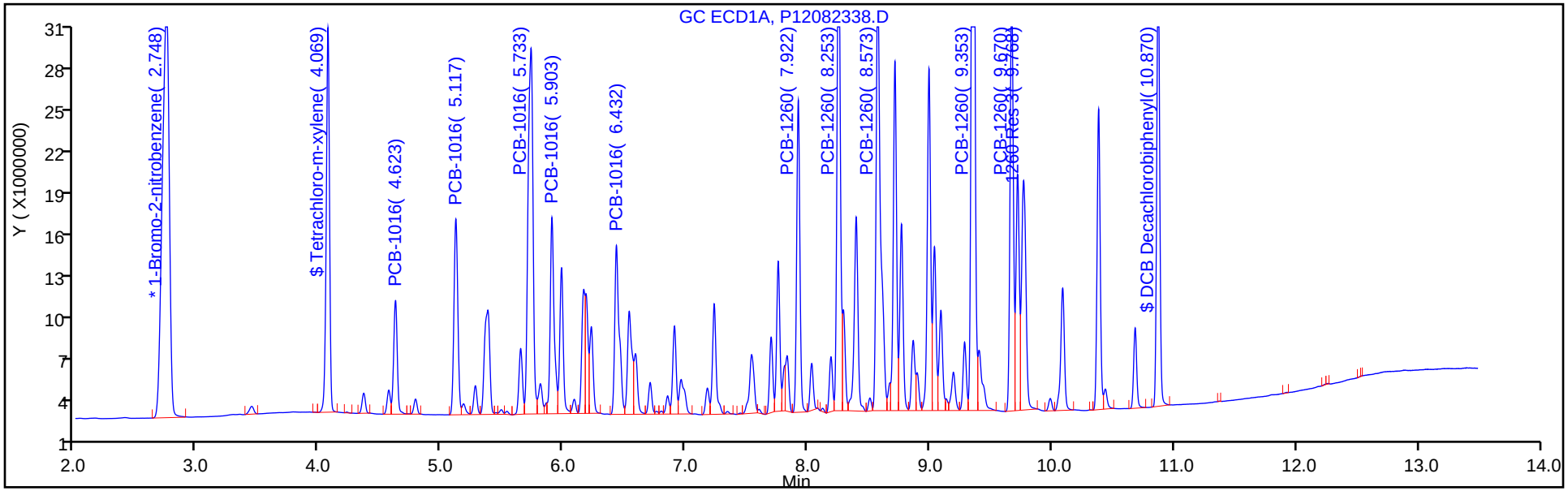

Y Scaling: Method Defined: Set to Absolute Y Value

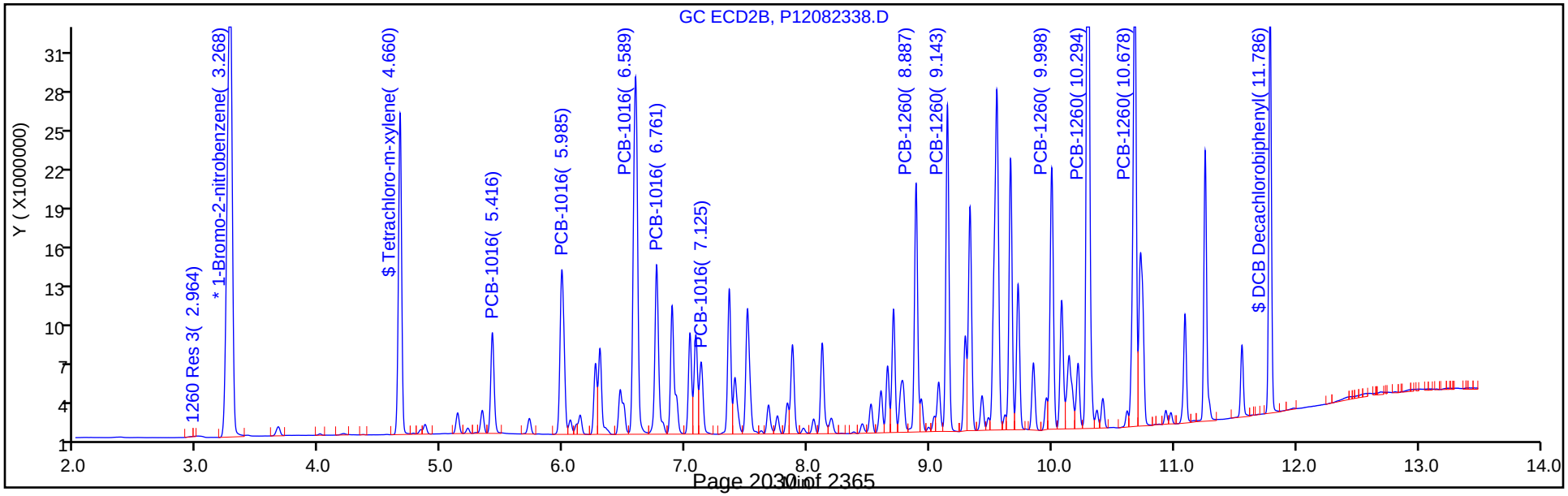

Report Date: 24-Jul-2018 13:24:09 Chrom Revision: 2.3 19-Jul-2018 15:14:50

TestAmerica Canton

Data File: \\ChromNA\Canton\ChromData\A2HP13\20180723-78236.b\P13072339.D

Injection Date:	24-Jul-2018 02:16:09	Instrument ID:	A2HP13	Operator ID:	
Lims ID:	icv 1660			Worklist Smp#:	39
Client ID:					
Injection Vol:	1.0 ul	Dil. Factor:	1.0000	ALS Bottle#:	39
Method:	PCB13 IS	Limit Group:	GC 8082A IS		

Y Scaling: Method Defined: Set to Absolute Y Value

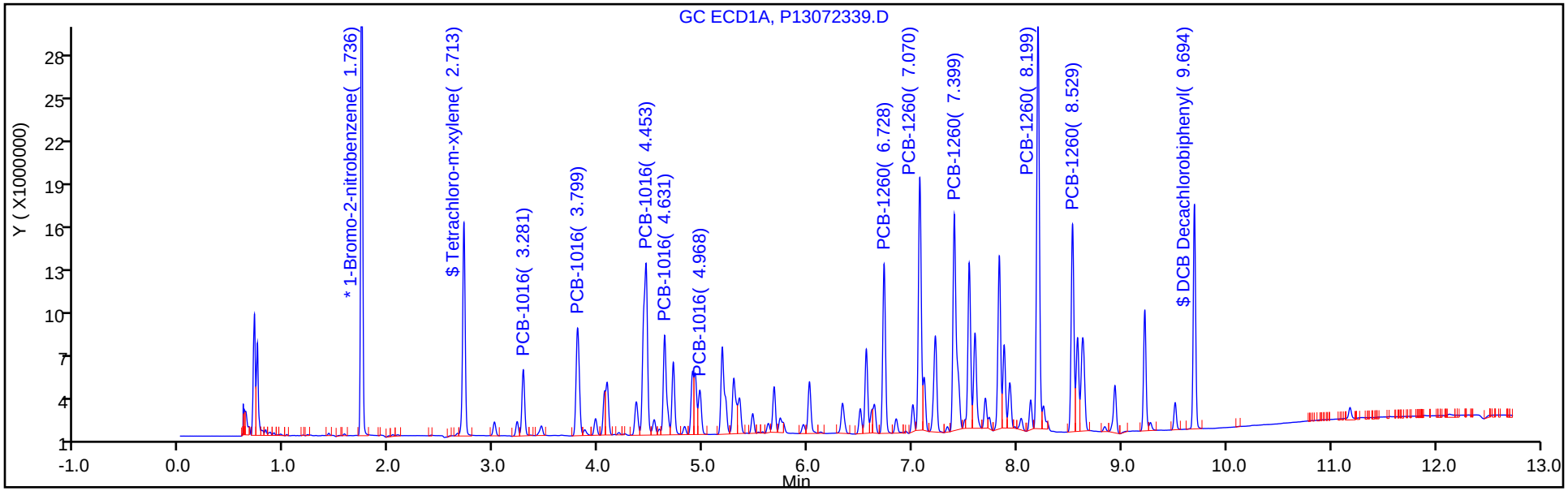

Y Scaling: Method Defined: Set to Absolute Y Value

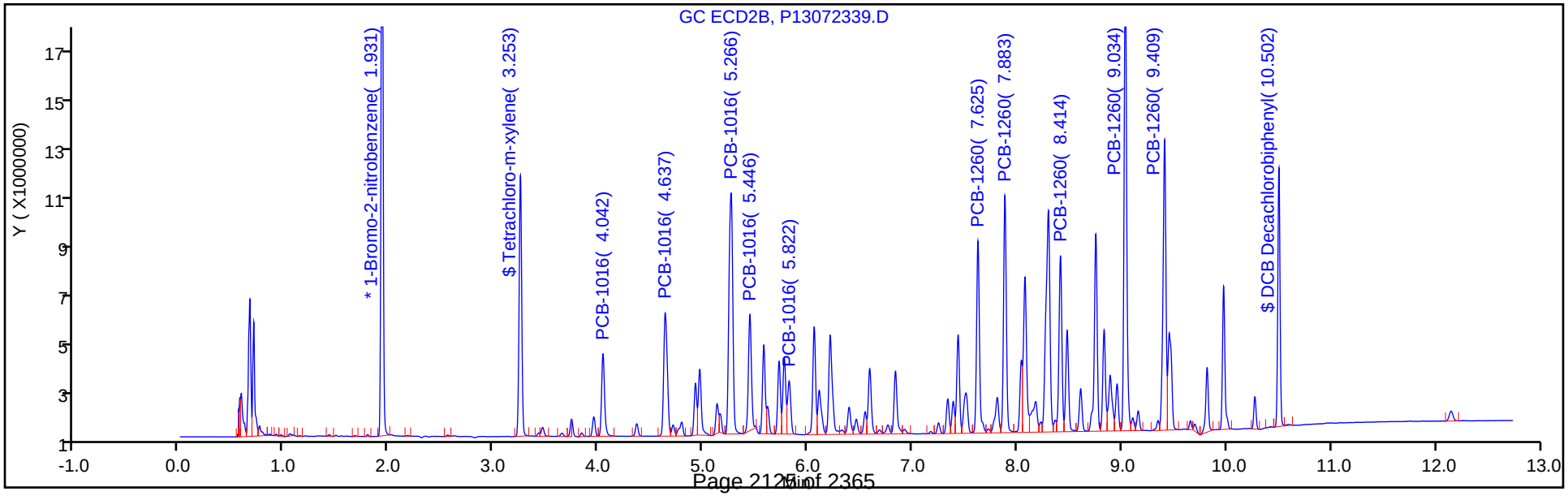

Report Date: 24-Aug-2018 07:18:27 Chrom Revision: 2.3 19-Jul-2018 15:14:50

TestAmerica Canton

Data File: \\ChromNA\Canton\ChromData\A2HP13\20180823-79179.b\P13082315.D

Injection Date:	23-Aug-2018 09:05:38	Instrument ID:	A2HP13	Operator ID:	
Lims ID:	240-100018-B-1-A	Lab Sample ID:	240-100018-1	Worklist Smp#:	15
Client ID:	CPP-SB-1818-0.0-0.5				
Injection Vol:	1.0 uL	Dil. Factor:	1.0000	ALS Bottle#:	15
Method:	PCB13 IS	Limit Group:	GC 8082A IS		

Y Scaling: Method Defined: Set to Absolute Y Value

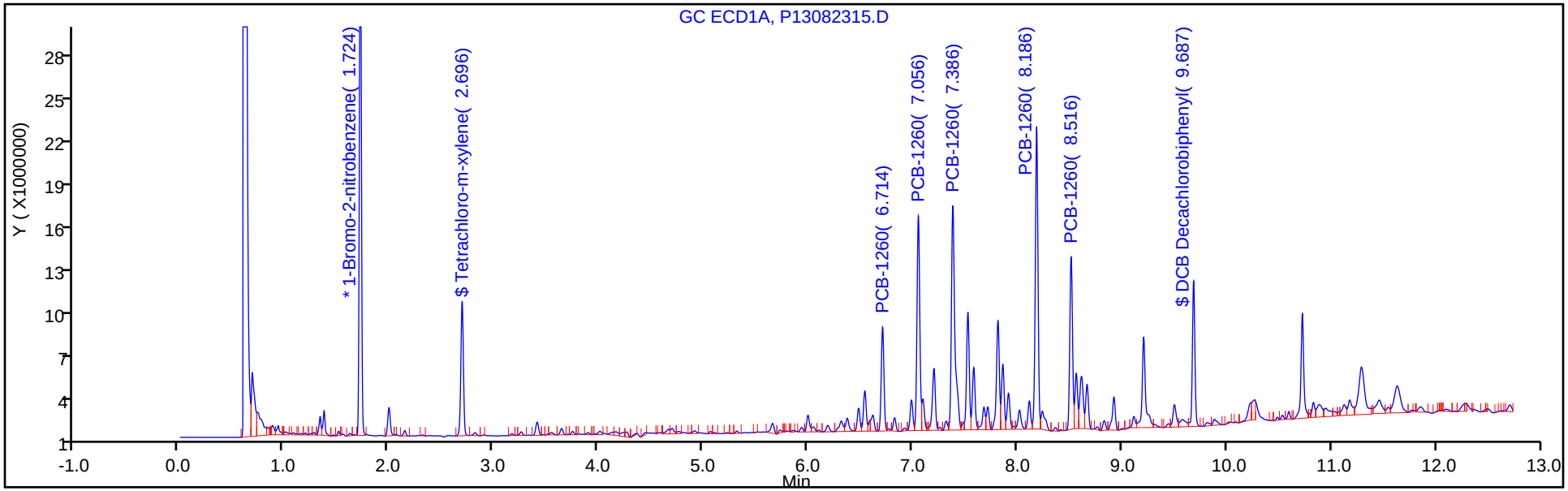

Y Scaling: Method Defined: Set to Absolute Y Value

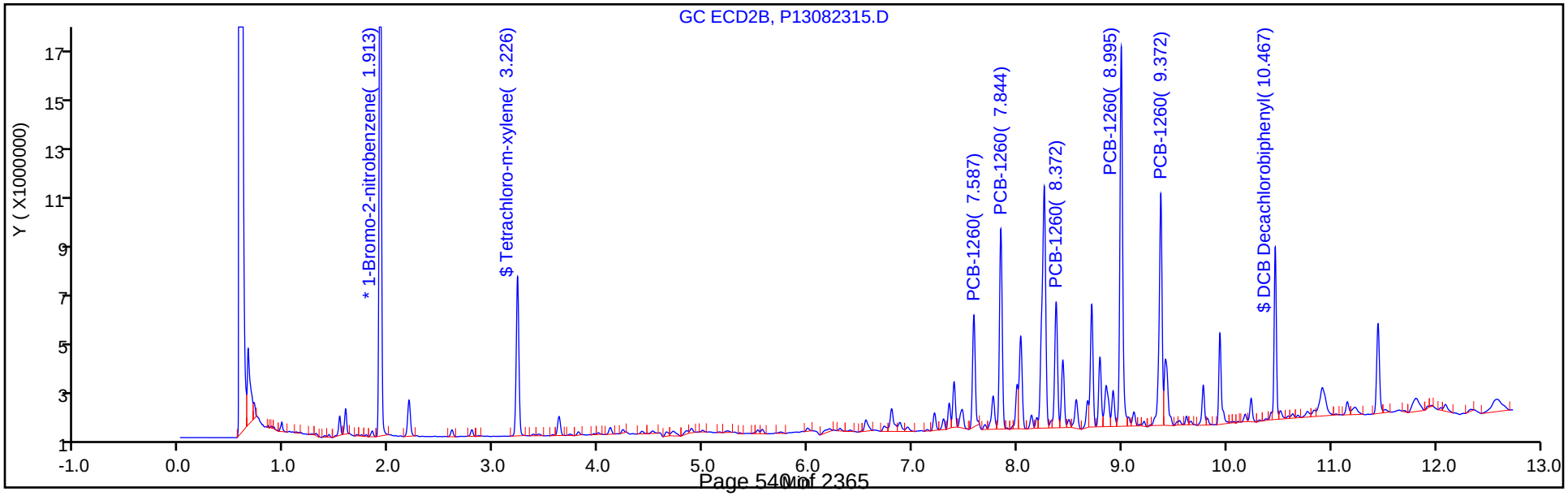

Report Date: 24-Aug-2018 07:18:29 Chrom Revision: 2.3 19-Jul-2018 15:14:50

TestAmerica Canton

Data File: \\ChromNA\Canton\ChromData\A2HP13\20180823-79179.b\P13082316.D

Injection Date:	23-Aug-2018 09:22:58	Instrument ID:	A2HP13	Operator ID:	
Lims ID:	240-100018-B-2-A	Lab Sample ID:	240-100018-2	Worklist Smp#:	16
Client ID:	CPP-SB-1818-0.5-1.0				
Injection Vol:	1.0 uL	Dil. Factor:	1.0000	ALS Bottle#:	16
Method:	PCB13 IS	Limit Group:	GC 8082A IS		

Y Scaling: Method Defined: Set to Absolute Y Value

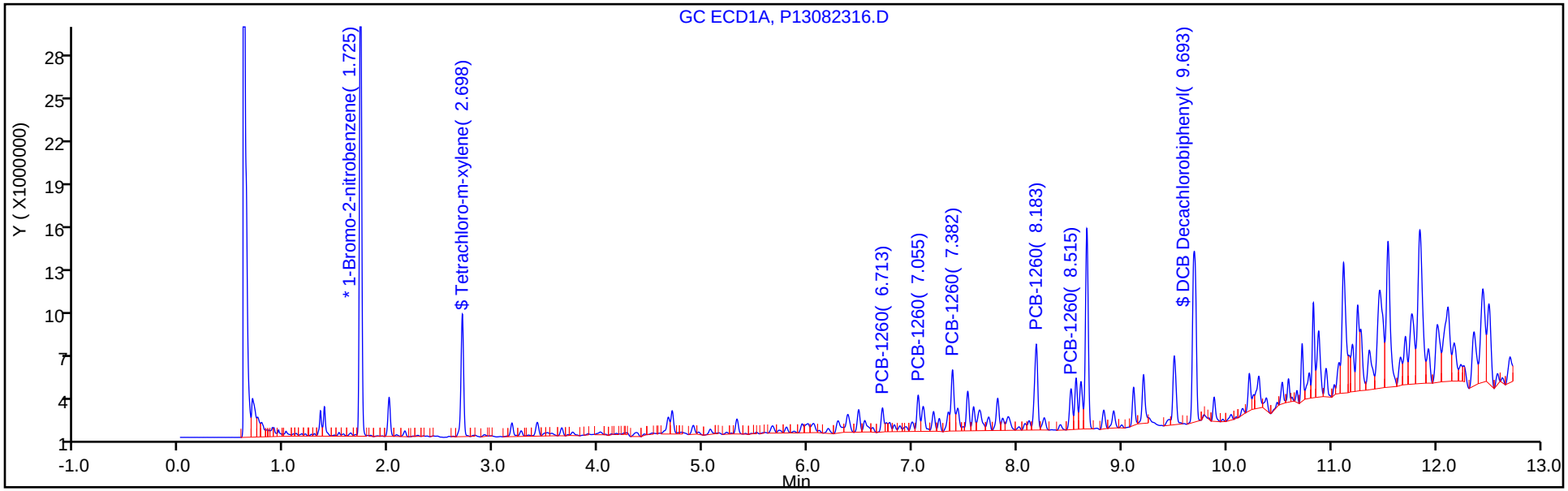

Y Scaling: Method Defined: Set to Absolute Y Value

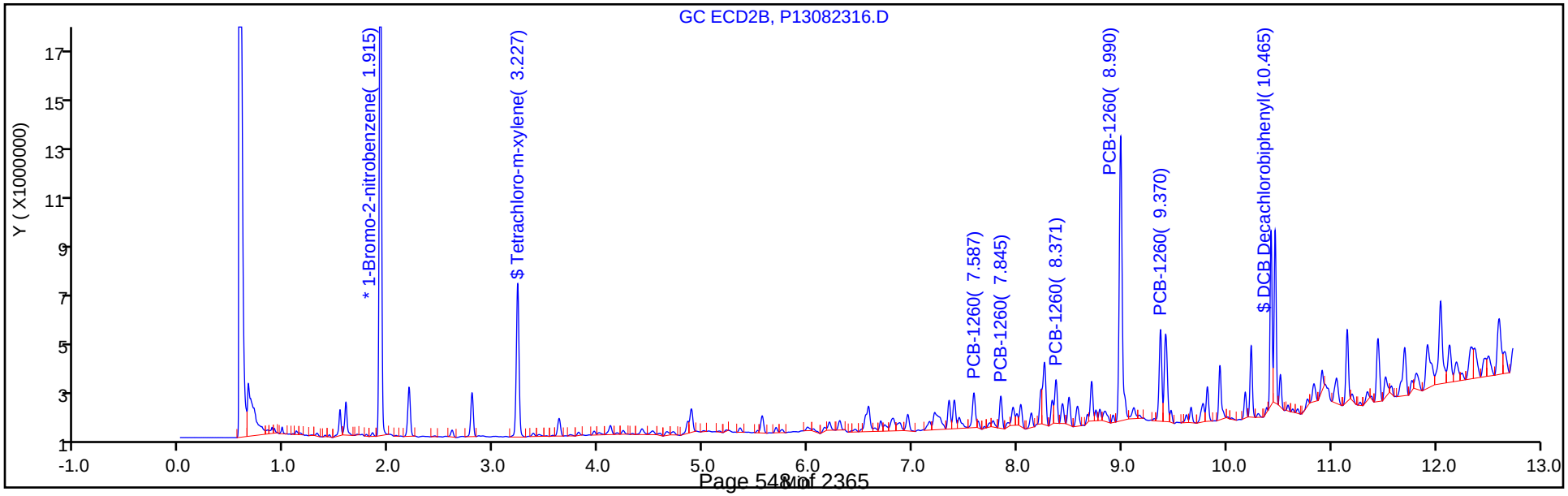

Report Date: 24-Aug-2018 07:18:30 Chrom Revision: 2.3 19-Jul-2018 15:14:50

TestAmerica Canton

Data File: \\ChromNA\Canton\ChromData\A2HP13\20180823-79179.b\P13082316.D

Injection Date:	23-Aug-2018 09:22:58	Instrument ID:	A2HP13	Operator ID:	
Lims ID:	240-100018-B-2-A	Lab Sample ID:	240-100018-2	Worklist Smp#:	16
Client ID:	CPP-SB-1818-0.5-1.0				
Injection Vol:	1.0 uL	Dil. Factor:	1.0000	ALS Bottle#:	16
Method:	PCB13 IS	Limit Group:	GC 8082A IS		

Y Scaling: Method Defined: Set to Absolute Y Value

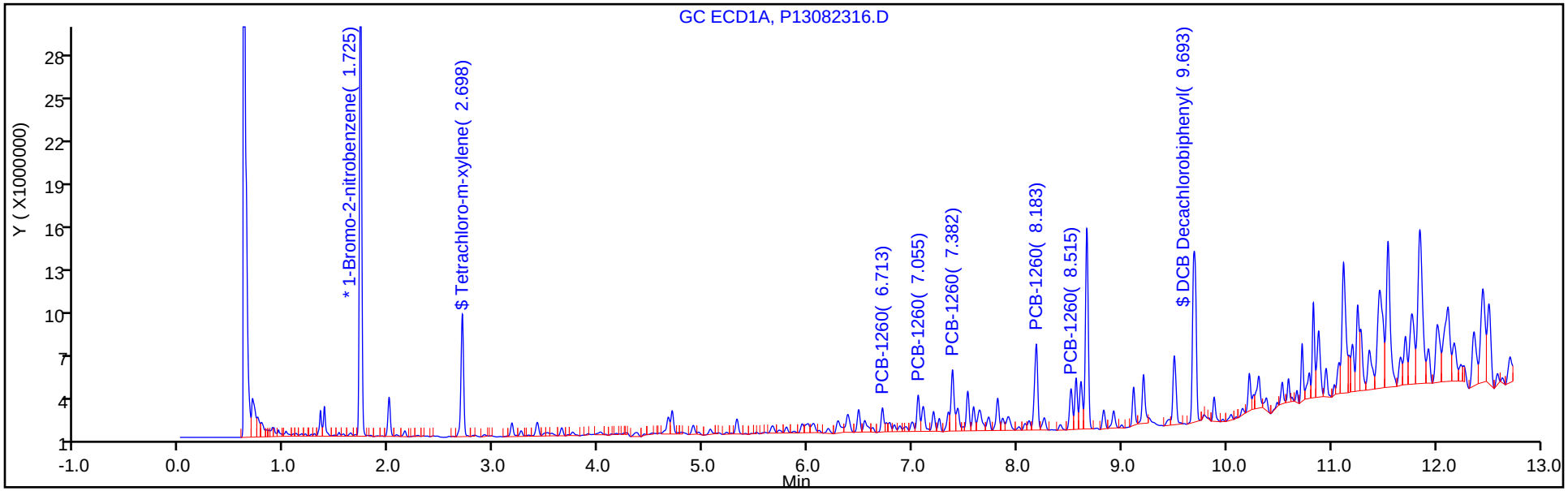

Y Scaling: Method Defined: Set to Absolute Y Value

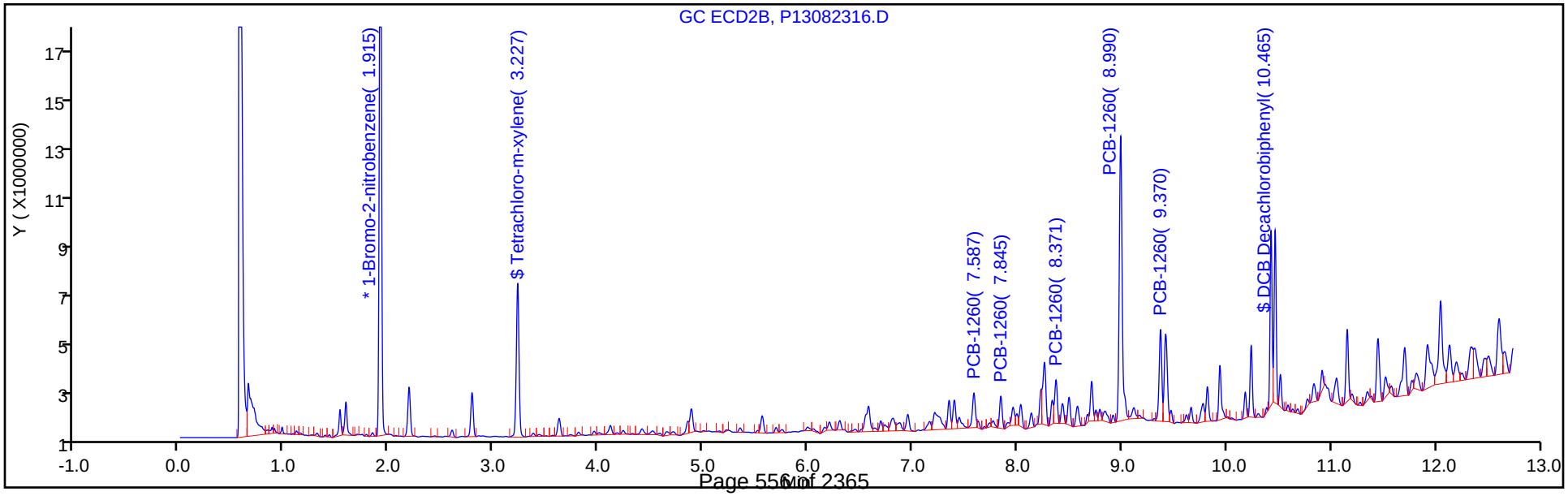

Report Date: 24-Aug-2018 07:18:33 Chrom Revision: 2.3 19-Jul-2018 15:14:50

TestAmerica Canton

Data File: \\ChromNA\Canton\ChromData\A2HP13\20180823-79179.b\P13082317.D

Injection Date:	23-Aug-2018 09:40:20	Instrument ID:	A2HP13	Operator ID:	
Lims ID:	240-100018-B-4-A	Lab Sample ID:	240-100018-4	Worklist Smp#:	17
Client ID:	CPP-SB-1819-0.0-0.5				
Injection Vol:	1.0 uL	Dil. Factor:	5.0000	ALS Bottle#:	17
Method:	PCB13 IS	Limit Group:	GC 8082A IS		

Y Scaling: Method Defined: Set to Absolute Y Value

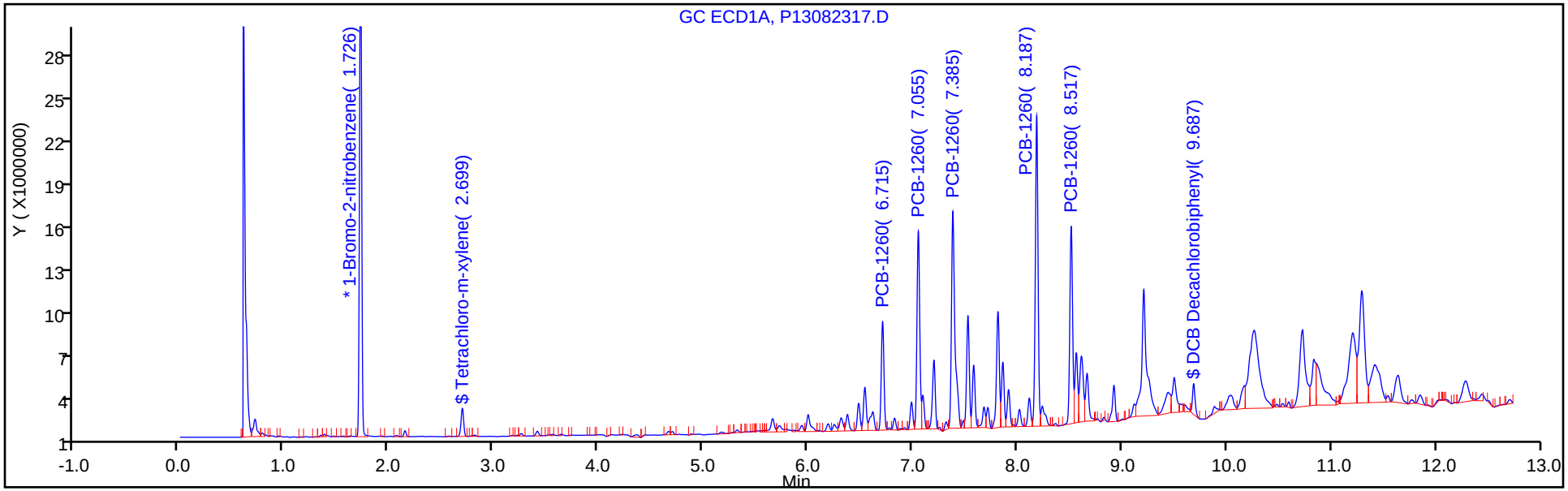

Y Scaling: Method Defined: Set to Absolute Y Value

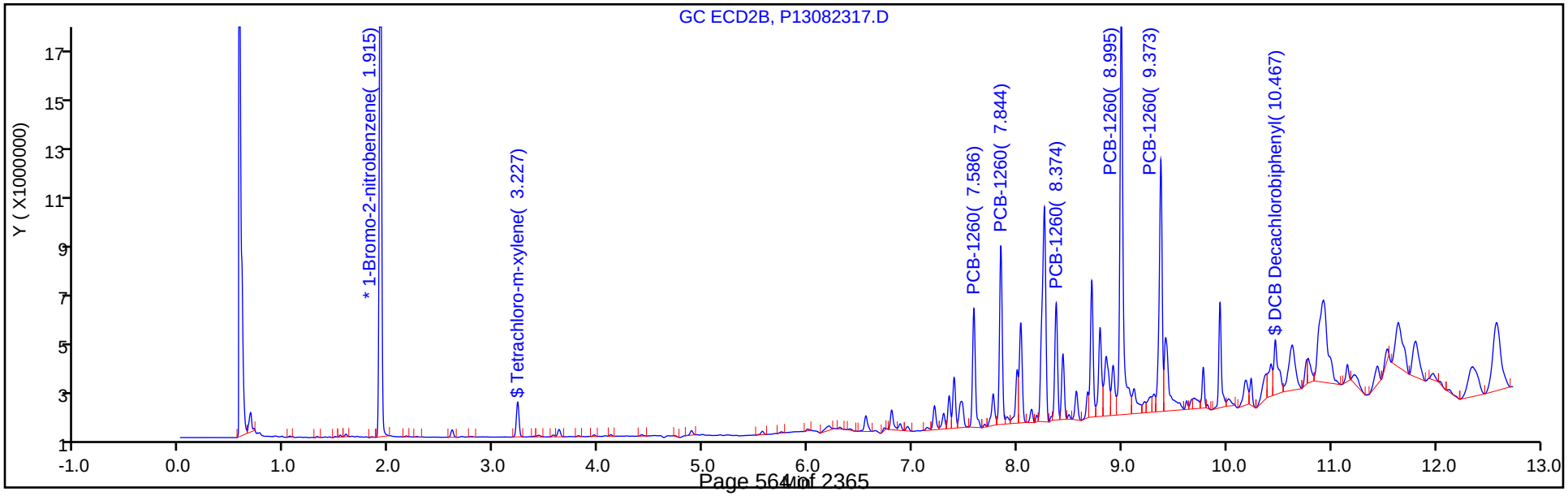

Report Date: 24-Aug-2018 07:18:37 Chrom Revision: 2.3 19-Jul-2018 15:14:50

TestAmerica Canton

Data File: \\ChromNA\Canton\ChromData\A2HP13\20180823-79179.b\P13082318.D

Injection Date:	23-Aug-2018 09:57:44	Instrument ID:	A2HP13	Operator ID:	
Lims ID:	240-100018-B-5-A	Lab Sample ID:	240-100018-5	Worklist Smp#:	18
Client ID:	CPP-SB-1819-0.5-1.0				
Injection Vol:	1.0 uL	Dil. Factor:	1.0000	ALS Bottle#:	18
Method:	PCB13 IS	Limit Group:	GC 8082A IS		

Y Scaling: Method Defined: Set to Absolute Y Value

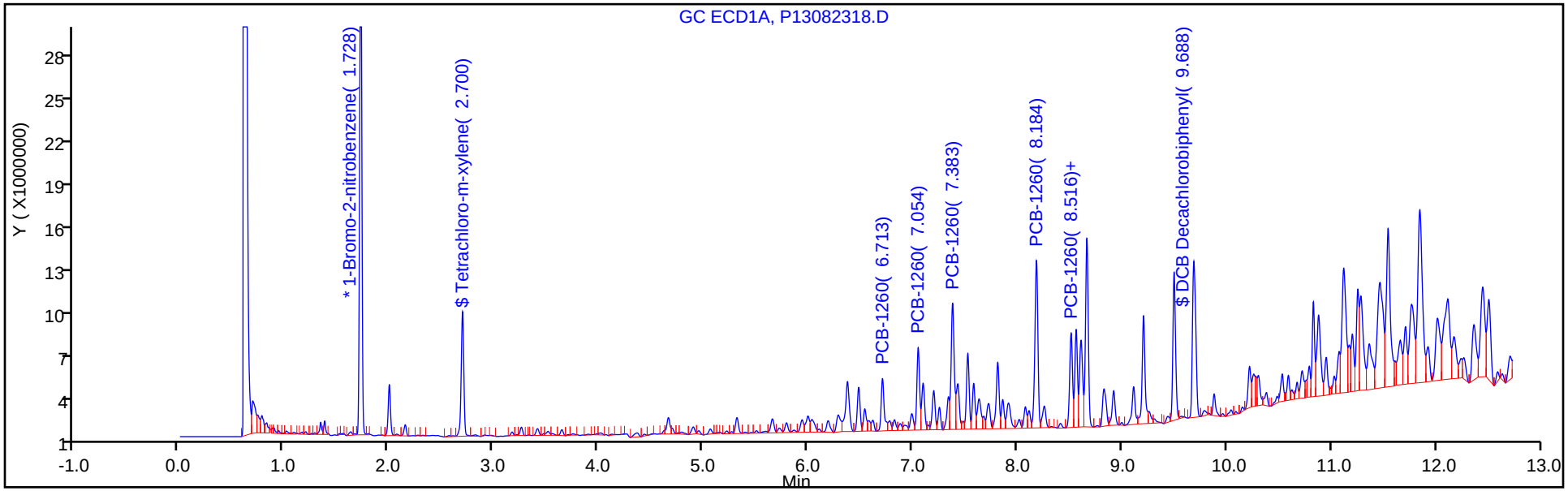

Y Scaling: Method Defined: Set to Absolute Y Value

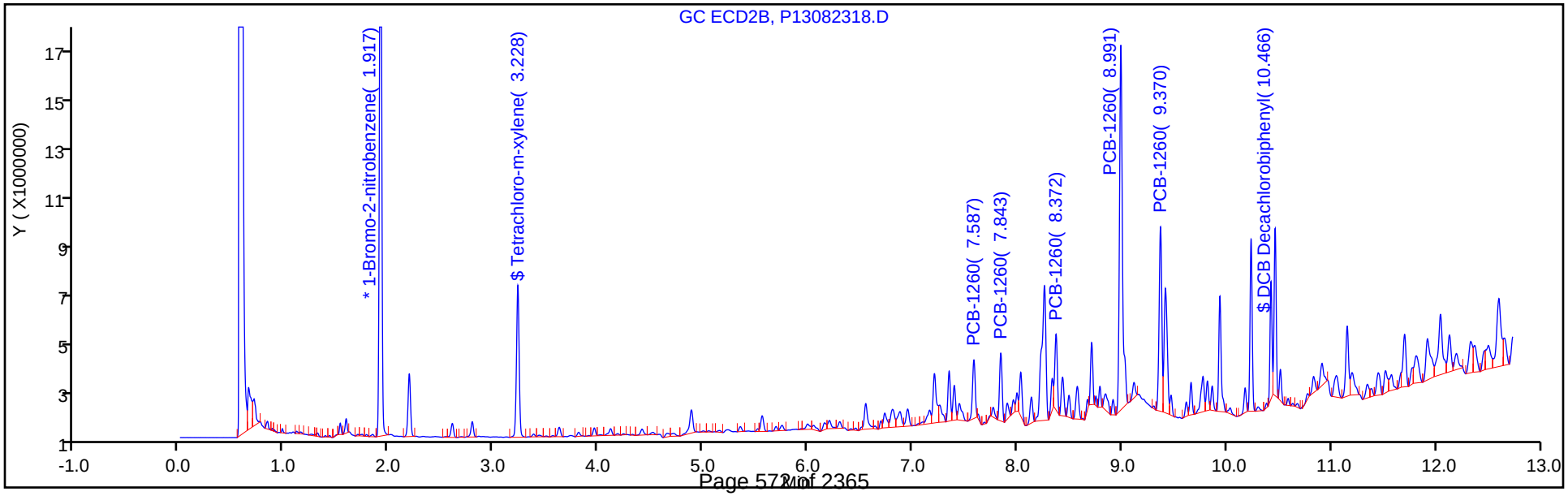

Report Date: 24-Aug-2018 07:18:41 Chrom Revision: 2.3 19-Jul-2018 15:14:50

TestAmerica Canton

Data File: \\ChromNA\Canton\ChromData\A2HP13\20180823-79179.b\P13082319.D

Injection Date:	23-Aug-2018 10:15:03	Instrument ID:	A2HP13	Operator ID:	
Lims ID:	240-100018-B-7-A	Lab Sample ID:	240-100018-7	Worklist Smp#:	19
Client ID:	CPP-SB-1820-0.0-0.5				
Injection Vol:	1.0 uL	Dil. Factor:	1.0000	ALS Bottle#:	19
Method:	PCB13 IS	Limit Group:	GC 8082A IS		

Y Scaling: Method Defined: Set to Absolute Y Value

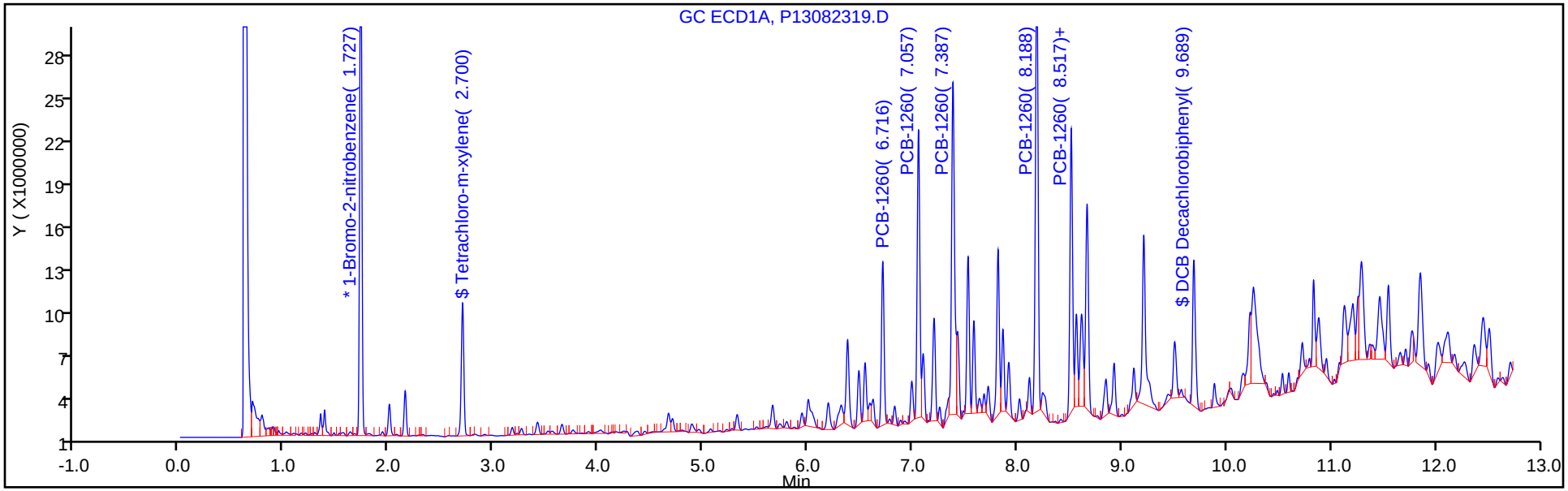

Y Scaling: Method Defined: Set to Absolute Y Value

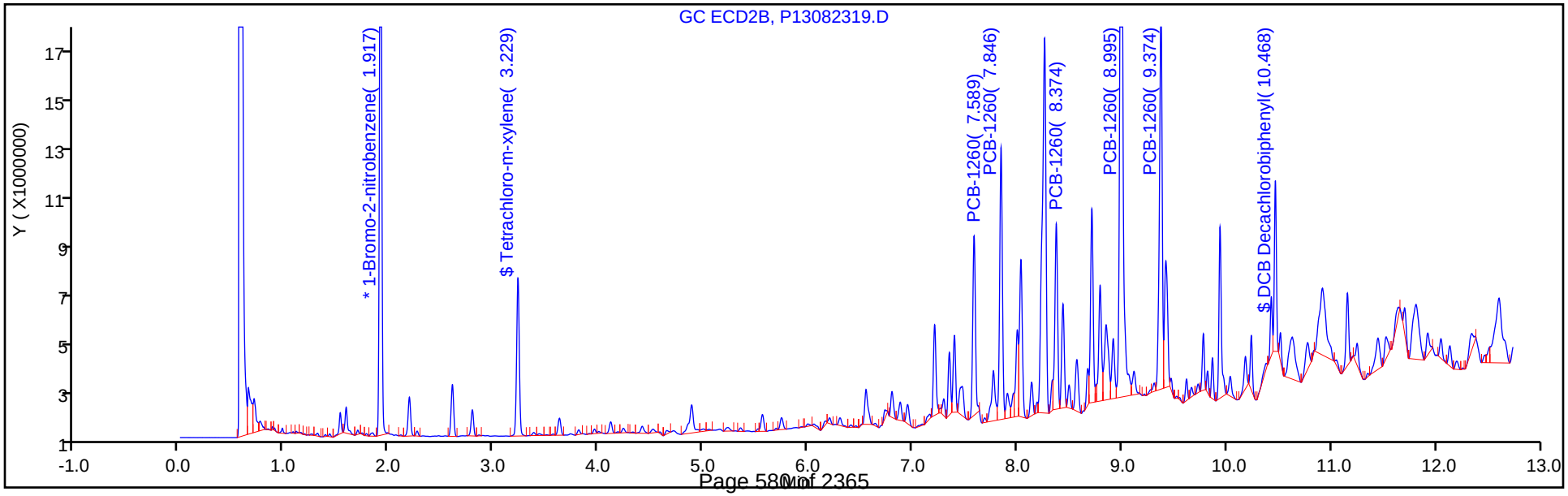

Report Date: 24-Aug-2018 07:18:45 Chrom Revision: 2.3 19-Jul-2018 15:14:50

TestAmerica Canton

Data File: \\ChromNA\Canton\ChromData\A2HP13\20180823-79179.b\P13082320.D

Injection Date:	23-Aug-2018 10:32:27	Instrument ID:	A2HP13	Operator ID:	
Lims ID:	240-100018-B-8-A	Lab Sample ID:	240-100018-8	Worklist Smp#:	20
Client ID:	CPP-SB-1820-0.5-1.0				
Injection Vol:	1.0 uL	Dil. Factor:	1.0000	ALS Bottle#:	20
Method:	PCB13 IS	Limit Group:	GC 8082A IS		

Y Scaling: Method Defined: Set to Absolute Y Value

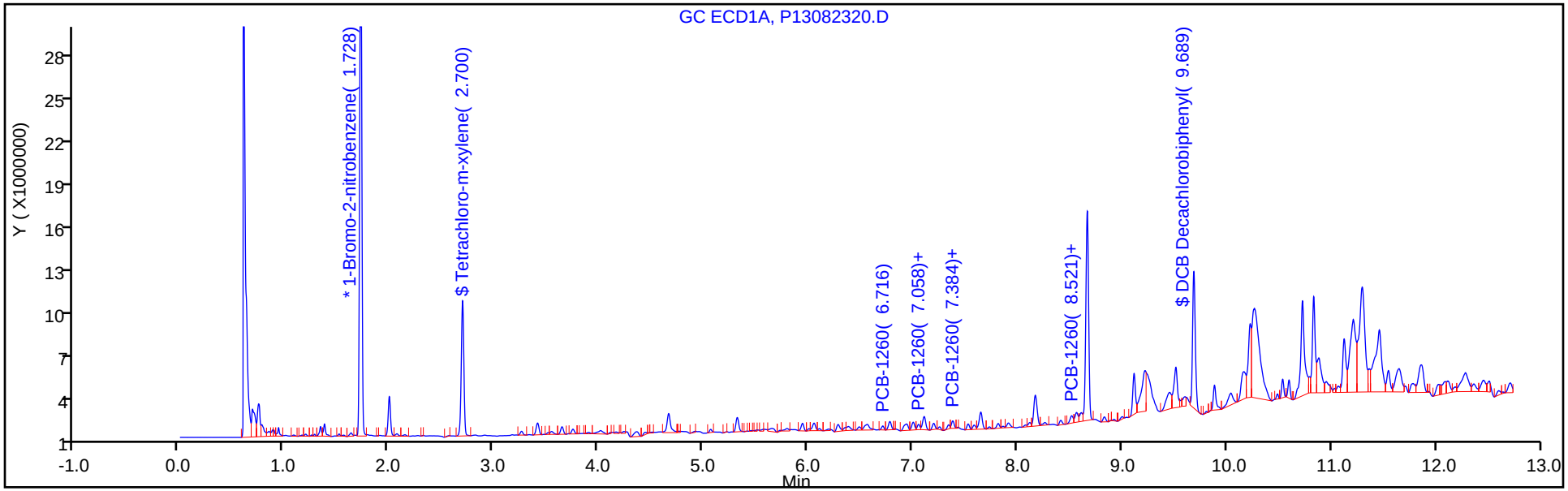

Y Scaling: Method Defined: Set to Absolute Y Value

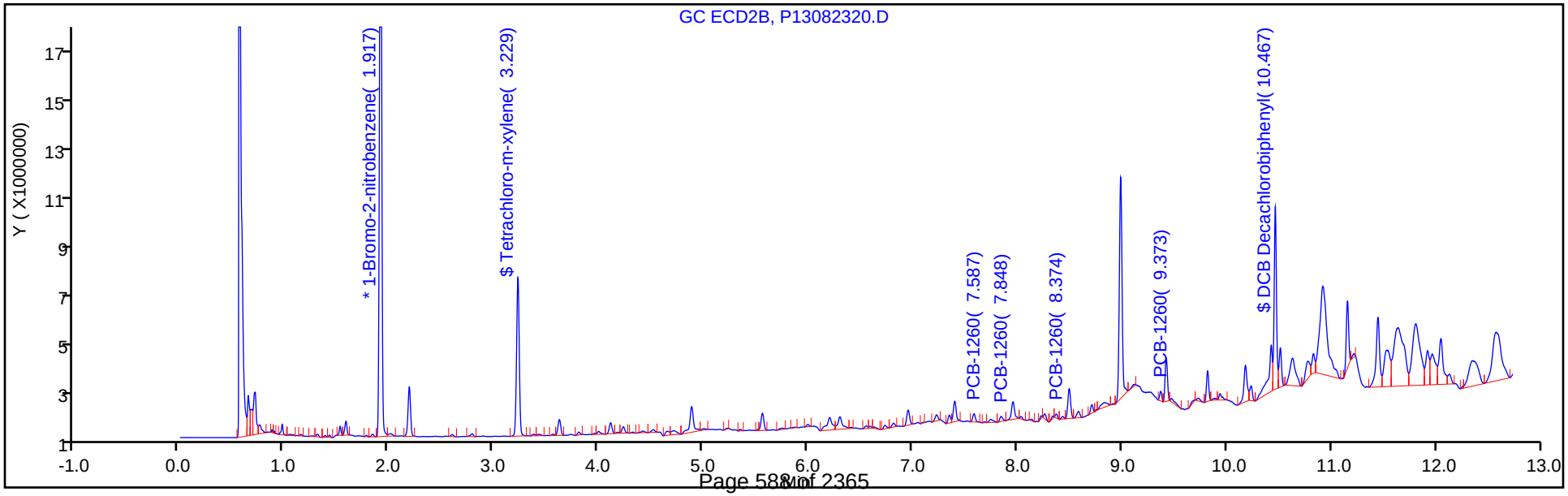

Report Date: 24-Aug-2018 07:18:48 Chrom Revision: 2.3 19-Jul-2018 15:14:50

TestAmerica Canton

Data File: \\ChromNA\Canton\ChromData\A2HP13\20180823-79179.b\P13082321.D

Injection Date:	23-Aug-2018 10:49:58	Instrument ID:	A2HP13	Operator ID:	
Lims ID:	240-100018-B-10-A	Lab Sample ID:	240-100018-10	Worklist Smp#:	21
Client ID:	CPP-SB-1821-0.0-0.5				
Injection Vol:	1.0 uL	Dil. Factor:	5.0000	ALS Bottle#:	21
Method:	PCB13 IS	Limit Group:	GC 8082A IS		

Y Scaling: Method Defined: Set to Absolute Y Value

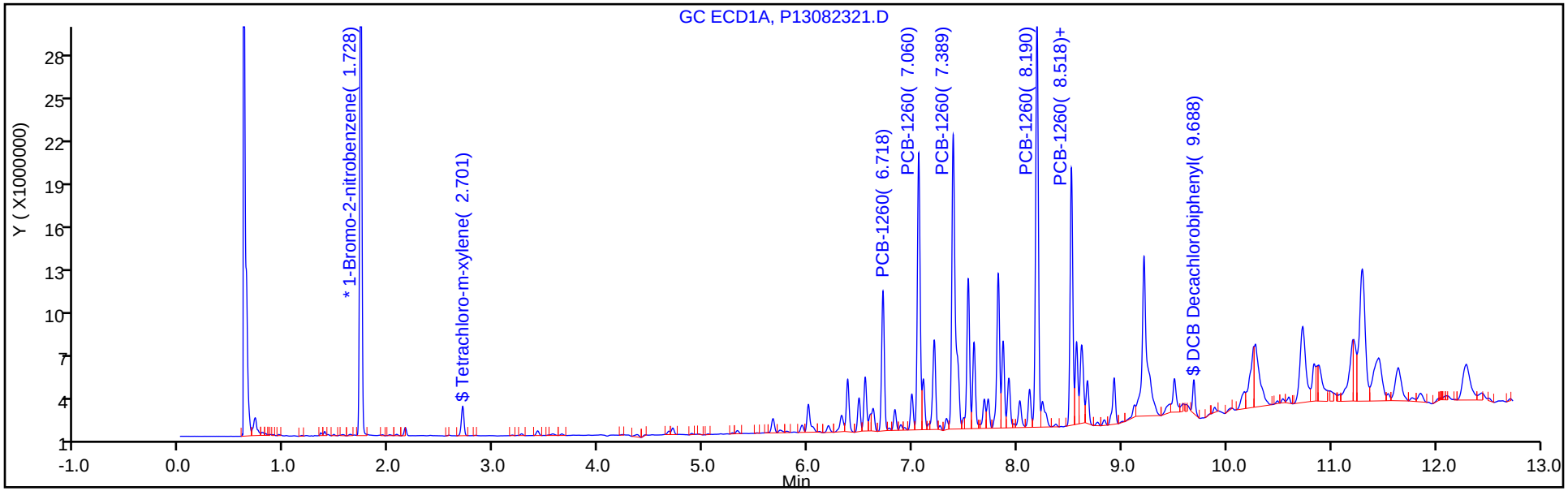

Y Scaling: Method Defined: Set to Absolute Y Value

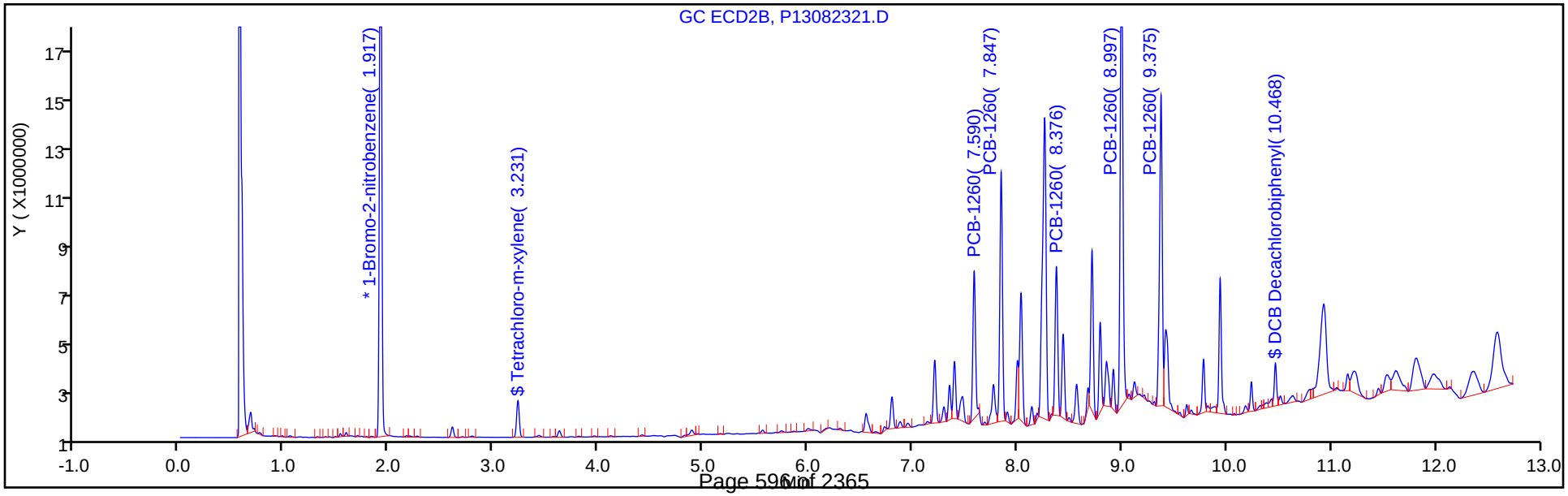

Report Date: 24-Aug-2018 07:18:52 Chrom Revision: 2.3 19-Jul-2018 15:14:50

TestAmerica Canton

Data File: \\ChromNA\Canton\ChromData\A2HP13\20180823-79179.b\P13082322.D

Injection Date:	23-Aug-2018 11:07:21	Instrument ID:	A2HP13	Operator ID:	
Lims ID:	240-100018-B-11-A	Lab Sample ID:	240-100018-11	Worklist Smp#:	22
Client ID:	CPP-SB-1821-0.5-1.0				
Injection Vol:	1.0 uL	Dil. Factor:	1.0000	ALS Bottle#:	22
Method:	PCB13 IS	Limit Group:	GC 8082A IS		

Y Scaling: Method Defined: Set to Absolute Y Value

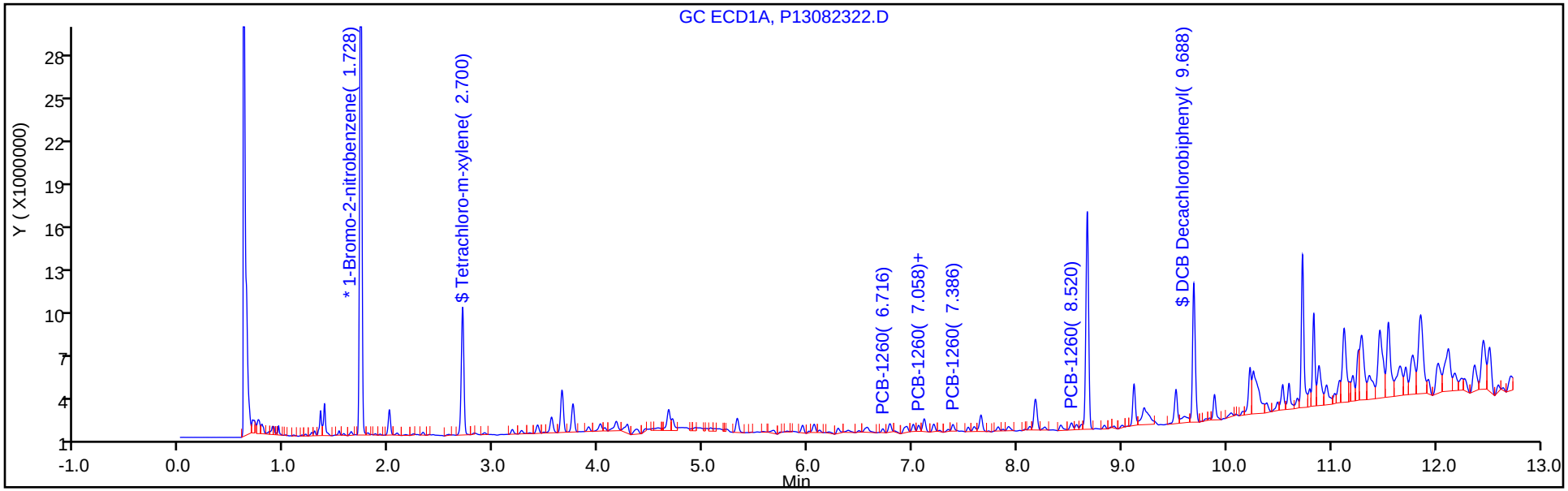

Y Scaling: Method Defined: Set to Absolute Y Value

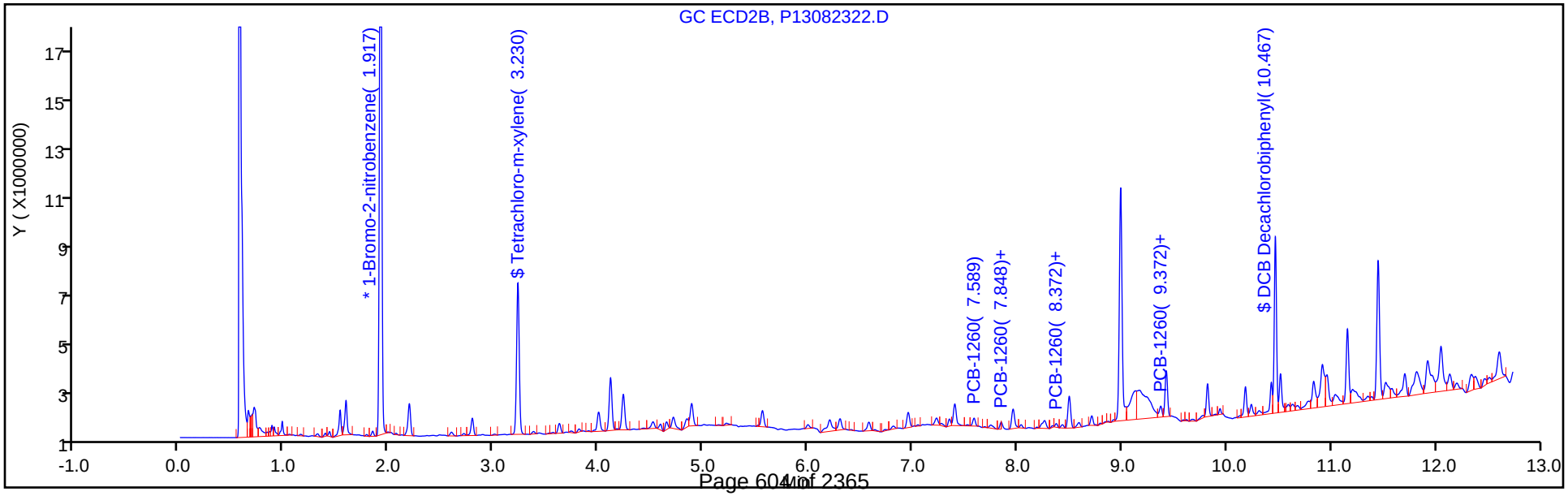

Report Date: 24-Aug-2018 07:18:54 Chrom Revision: 2.3 19-Jul-2018 15:14:50

TestAmerica Canton

Data File: \\ChromNA\Canton\ChromData\A2HP13\20180823-79179.b\P13082323.D

Injection Date:	23-Aug-2018 11:24:37	Instrument ID:	A2HP13	Operator ID:	
Lims ID:	240-100018-B-13-A	Lab Sample ID:	240-100018-13	Worklist Smp#:	23
Client ID:	CPP-SB-1822-0.0-0.5				
Injection Vol:	1.0 uL	Dil. Factor:	1.0000	ALS Bottle#:	23
Method:	PCB13 IS	Limit Group:	GC 8082A IS		

Y Scaling: Method Defined: Set to Absolute Y Value

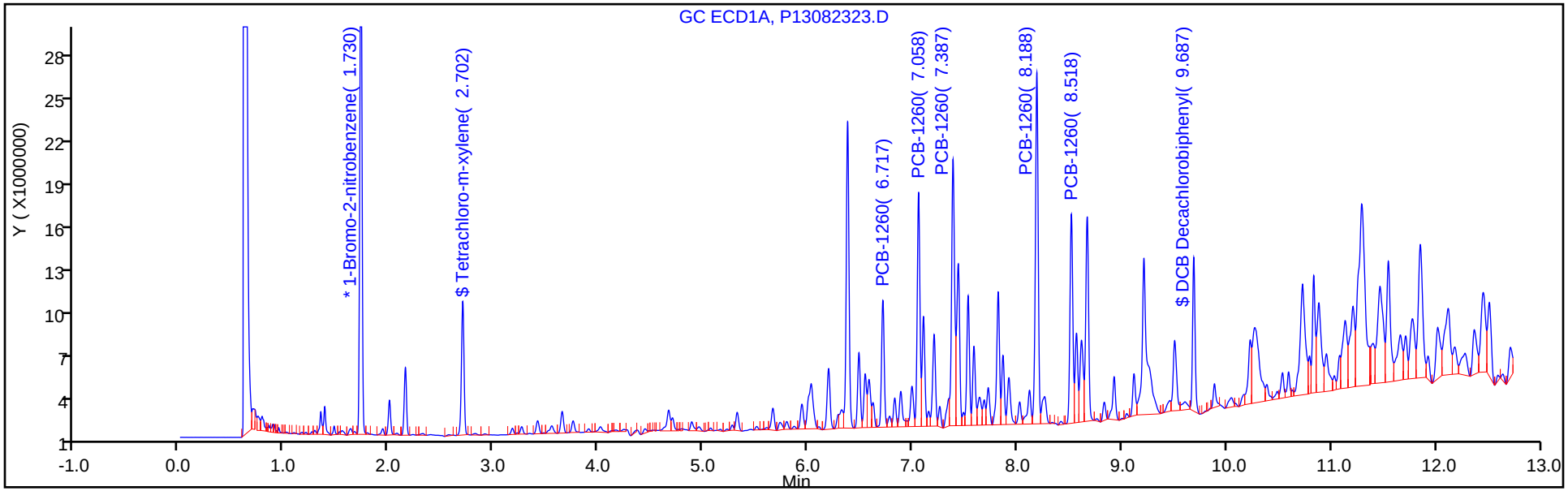

Y Scaling: Method Defined: Set to Absolute Y Value

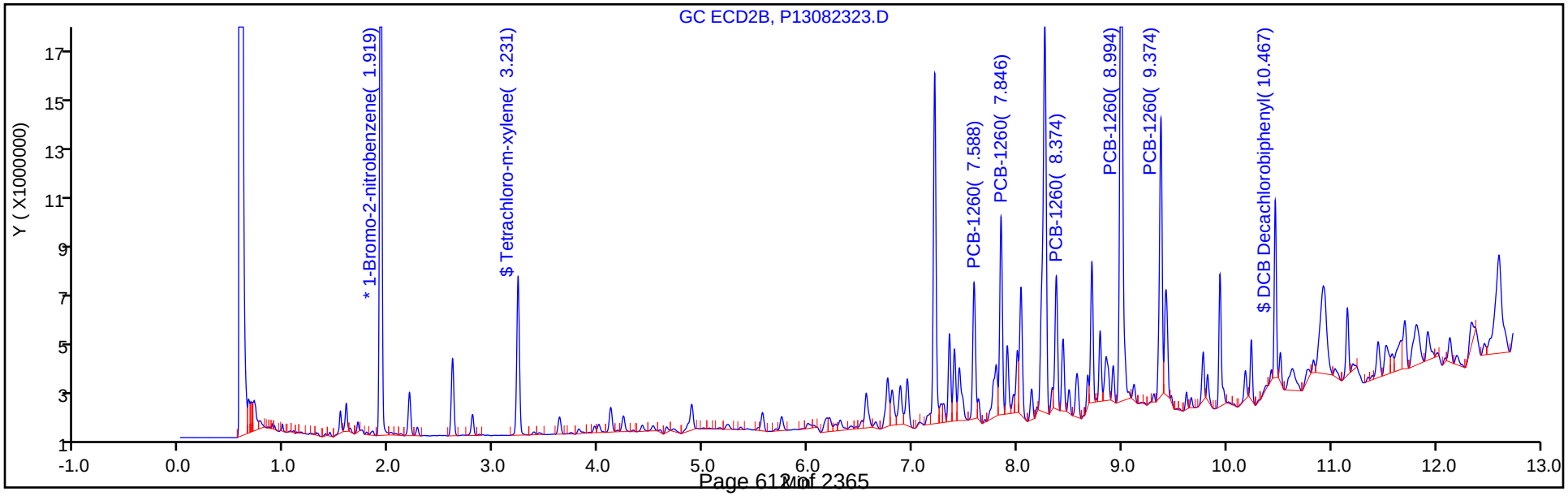

Report Date: 24-Aug-2018 07:18:56 Chrom Revision: 2.3 19-Jul-2018 15:14:50

TestAmerica Canton

Data File: \\ChromNA\Canton\ChromData\A2HP13\20180823-79179.b\P13082324.D

Injection Date:	23-Aug-2018 11:42:01	Instrument ID:	A2HP13	Operator ID:	
Lims ID:	240-100018-B-14-A	Lab Sample ID:	240-100018-14	Worklist Smp#:	24
Client ID:	CPP-SB-1822-0.5-1.0				
Injection Vol:	1.0 uL	Dil. Factor:	1.0000	ALS Bottle#:	24
Method:	PCB13 IS	Limit Group:	GC 8082A IS		

Y Scaling: Method Defined: Set to Absolute Y Value

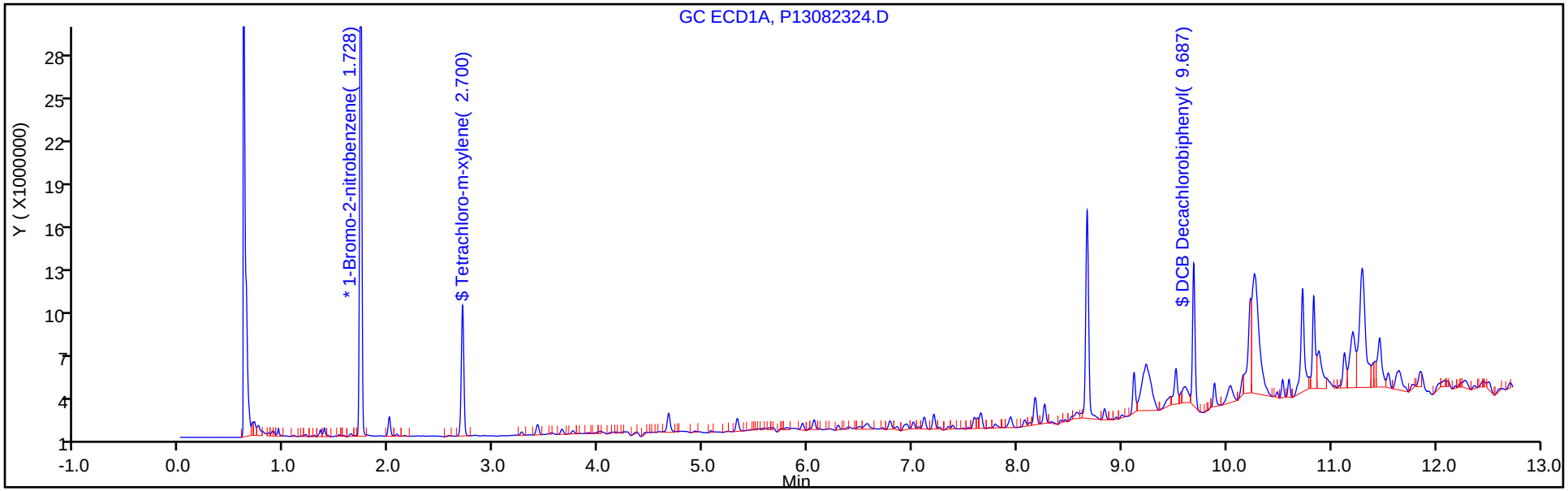

Y Scaling: Method Defined: Set to Absolute Y Value

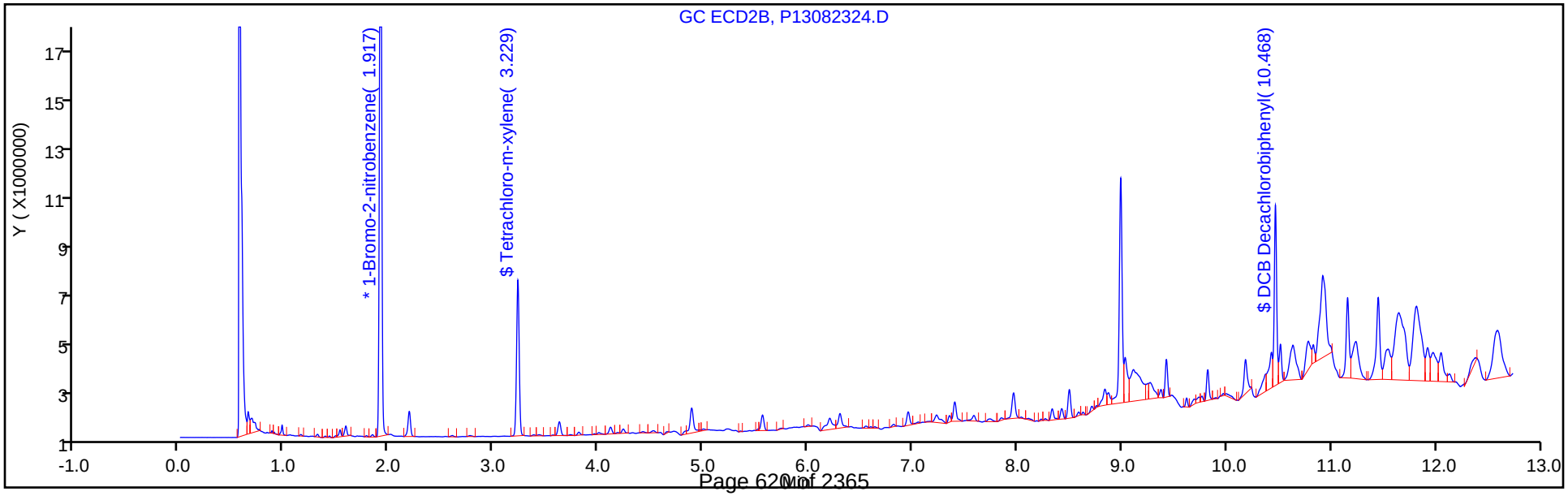

Report Date: 24-Aug-2018 07:18:59 Chrom Revision: 2.3 19-Jul-2018 15:14:50

TestAmerica Canton

Data File: \\ChromNA\Canton\ChromData\A2HP13\20180823-79179.b\P13082325.D

Injection Date:	23-Aug-2018 11:59:30	Instrument ID:	A2HP13	Operator ID:	
Lims ID:	240-100018-B-16-A	Lab Sample ID:	240-100018-16	Worklist Smp#:	25
Client ID:	CPP-SB-1823-0.0-0.5				
Injection Vol:	1.0 uL	Dil. Factor:	1.0000	ALS Bottle#:	25
Method:	PCB13 IS	Limit Group:	GC 8082A IS		

Y Scaling: Method Defined: Set to Absolute Y Value

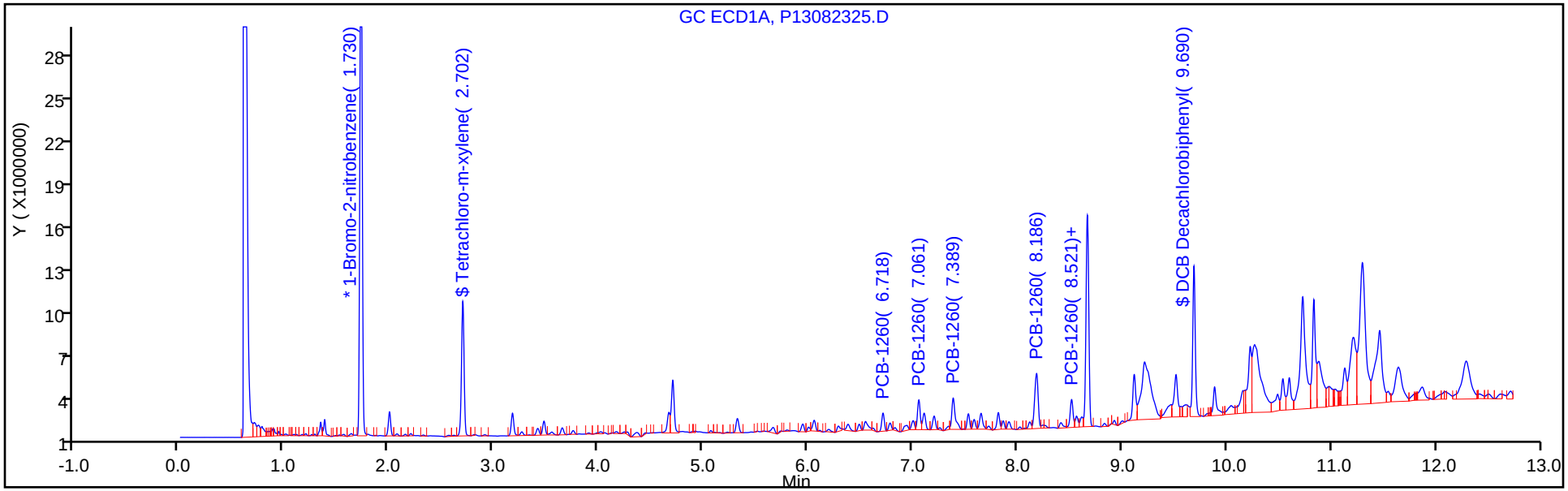

Y Scaling: Method Defined: Set to Absolute Y Value

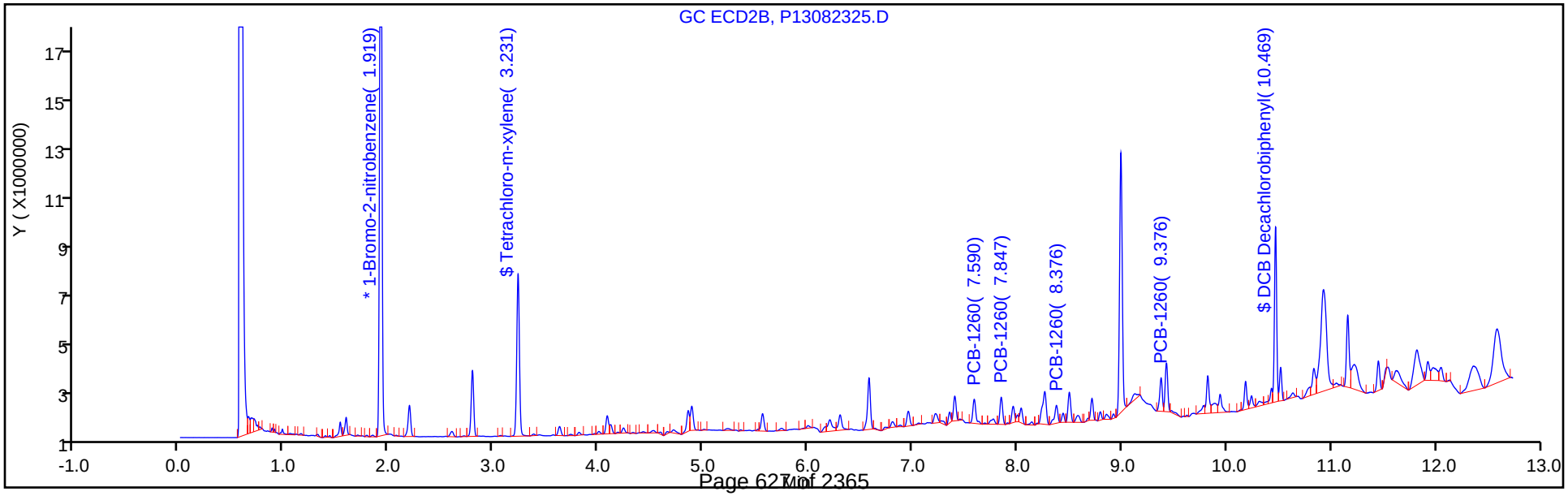

Report Date: 24-Aug-2018 07:19:01 Chrom Revision: 2.3 19-Jul-2018 15:14:50

TestAmerica Canton

Data File: \\ChromNA\Canton\ChromData\A2HP13\20180823-79179.b\P13082326.D

Injection Date:	23-Aug-2018 12:16:50	Instrument ID:	A2HP13	Operator ID:	
Lims ID:	240-100018-B-17-A	Lab Sample ID:	240-100018-17	Worklist Smp#:	26
Client ID:	CPP-SB-1823-0.5-1.0				
Injection Vol:	1.0 uL	Dil. Factor:	1.0000	ALS Bottle#:	26
Method:	PCB13 IS	Limit Group:	GC 8082A IS		

Y Scaling: Method Defined: Set to Absolute Y Value

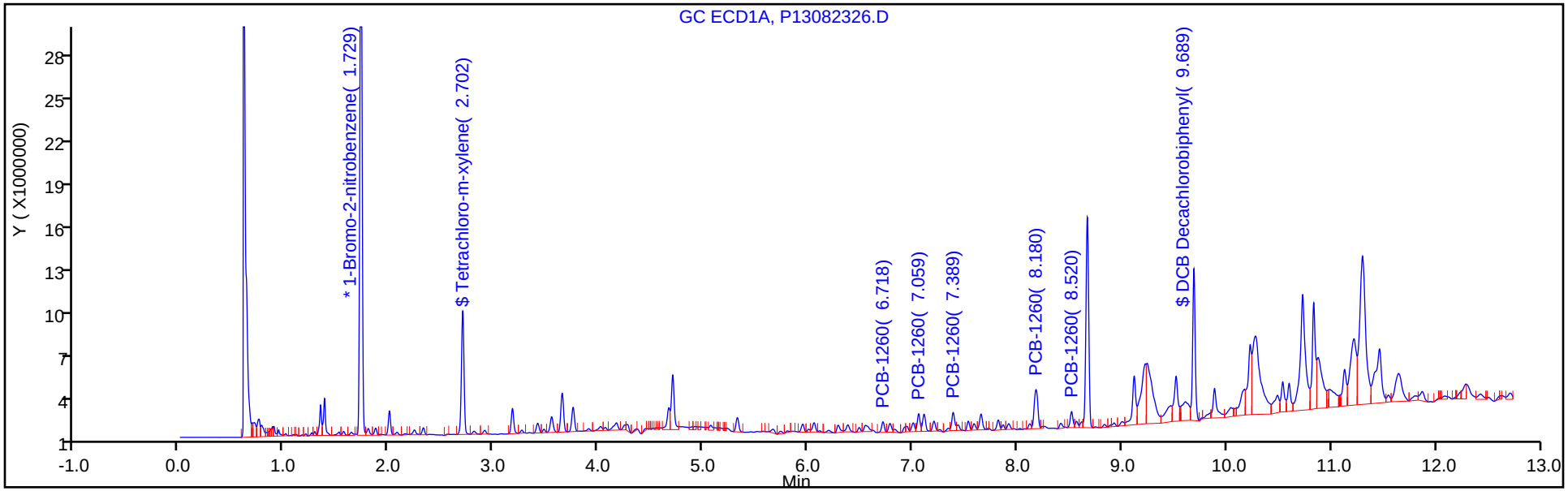

Y Scaling: Method Defined: Set to Absolute Y Value

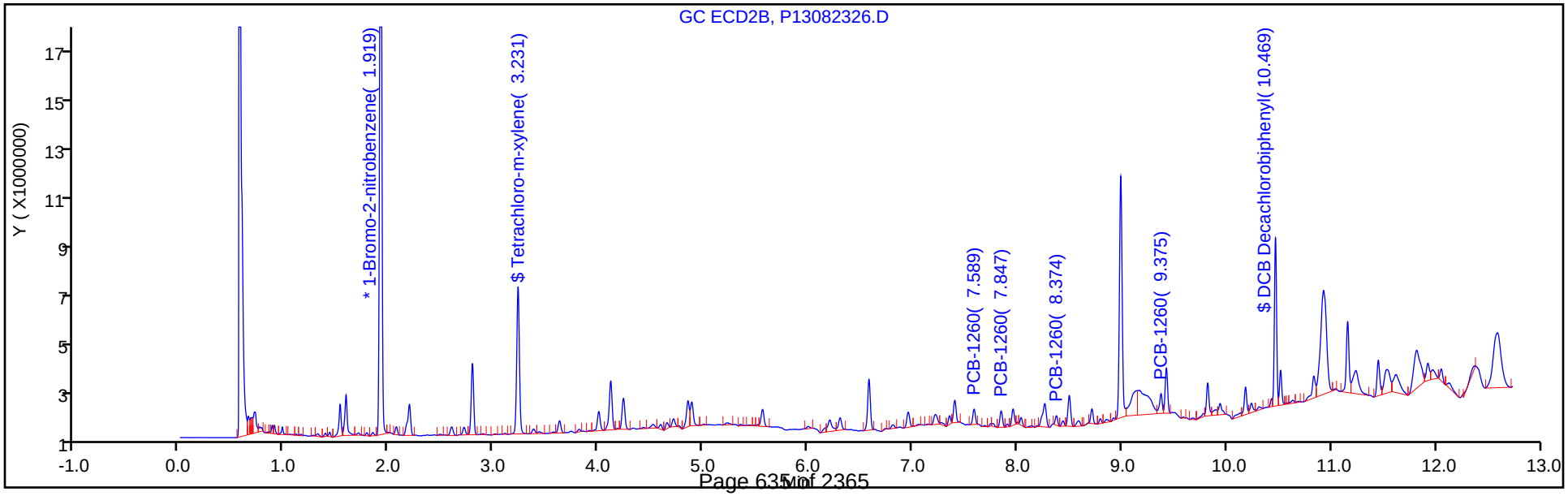

Report Date: 24-Aug-2018 07:18:07 Chrom Revision: 2.3 19-Jul-2018 15:14:50

TestAmerica Canton

Data File: \\ChromNA\Canton\ChromData\A2HP13\20180823-79179.b\P13082330.D

Injection Date:	23-Aug-2018 13:26:23	Instrument ID:	A2HP13	Operator ID:	
Lims ID:	240-100018-B-19-A	Lab Sample ID:	240-100018-19	Worklist Smp#:	30
Client ID:	CPP-SB-1824-0.0-0.5				
Injection Vol:	1.0 uL	Dil. Factor:	1.0000	ALS Bottle#:	30
Method:	PCB13 IS	Limit Group:	GC 8082A IS		

Y Scaling: Method Defined: Set to Absolute Y Value

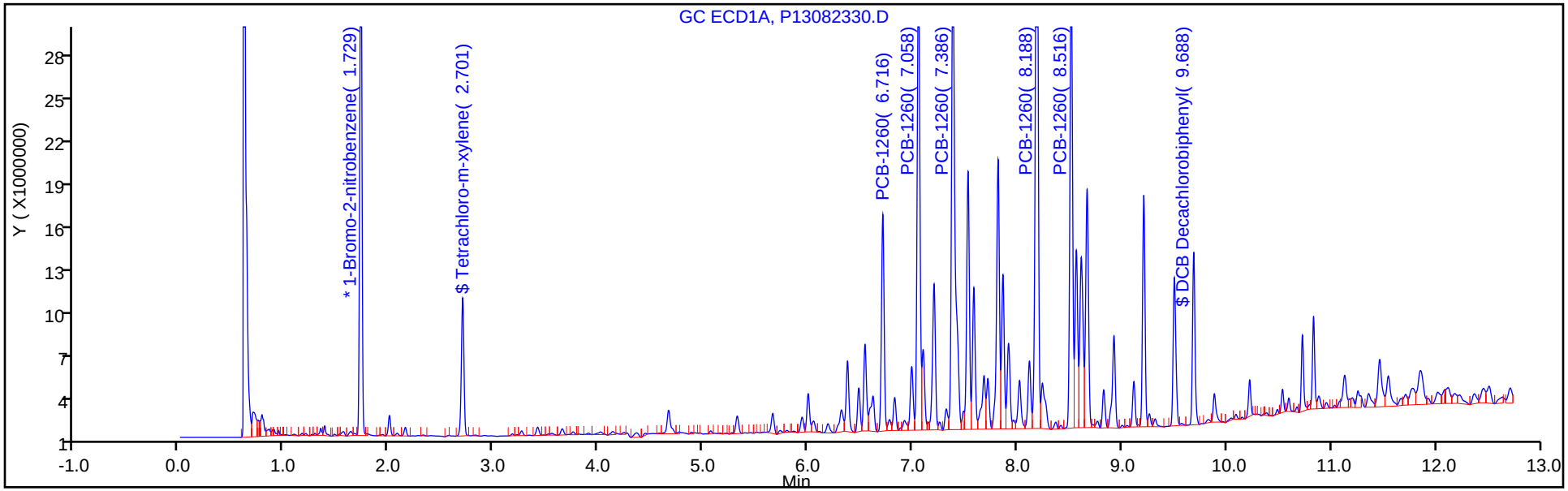

Y Scaling: Method Defined: Set to Absolute Y Value

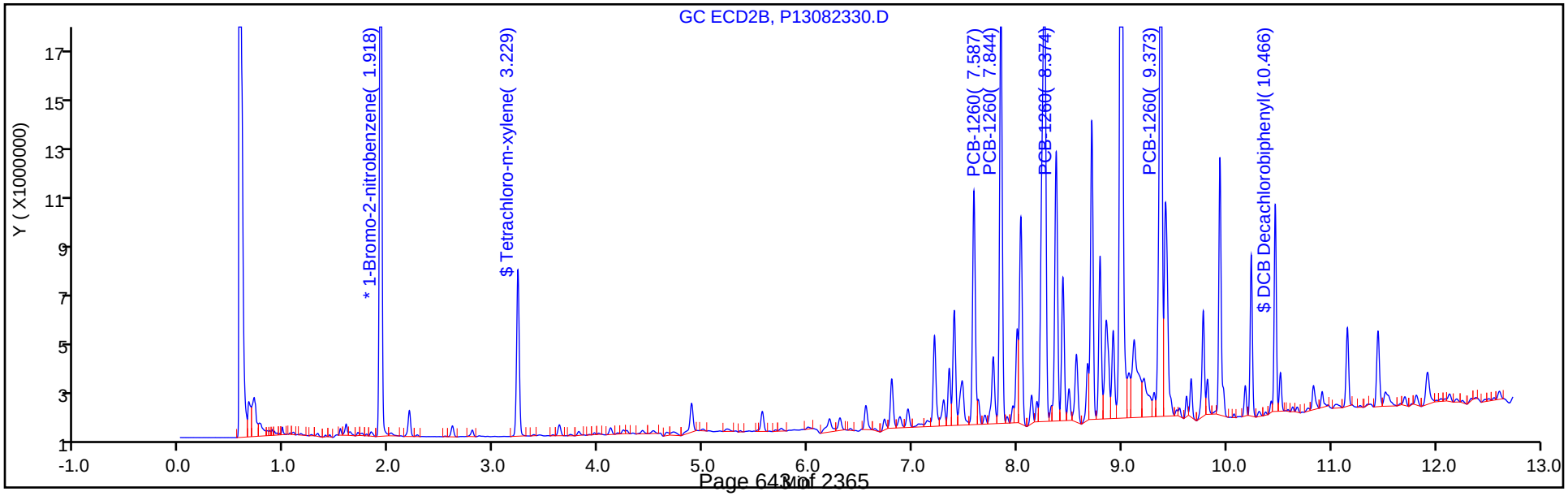

Report Date: 24-Aug-2018 07:18:10 Chrom Revision: 2.3 19-Jul-2018 15:14:50

TestAmerica Canton

Data File: \\ChromNA\Canton\ChromData\A2HP13\20180823-79179.b\P13082331.D

Injection Date:	23-Aug-2018 13:43:42	Instrument ID:	A2HP13	Operator ID:	
Lims ID:	240-100018-B-20-A	Lab Sample ID:	240-100018-20	Worklist Smp#:	31
Client ID:	CPP-SB-1824-0.5-1.0				
Injection Vol:	1.0 uL	Dil. Factor:	1.0000	ALS Bottle#:	31
Method:	PCB13 IS	Limit Group:	GC 8082A IS		

Y Scaling: Method Defined: Set to Absolute Y Value

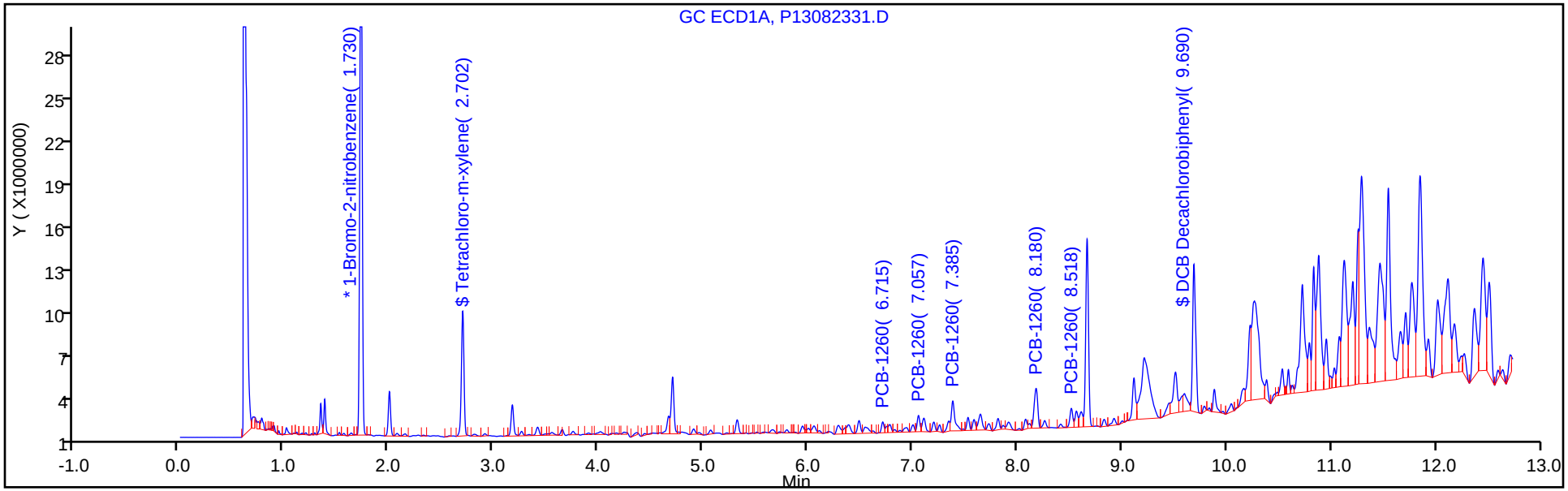

Y Scaling: Method Defined: Set to Absolute Y Value

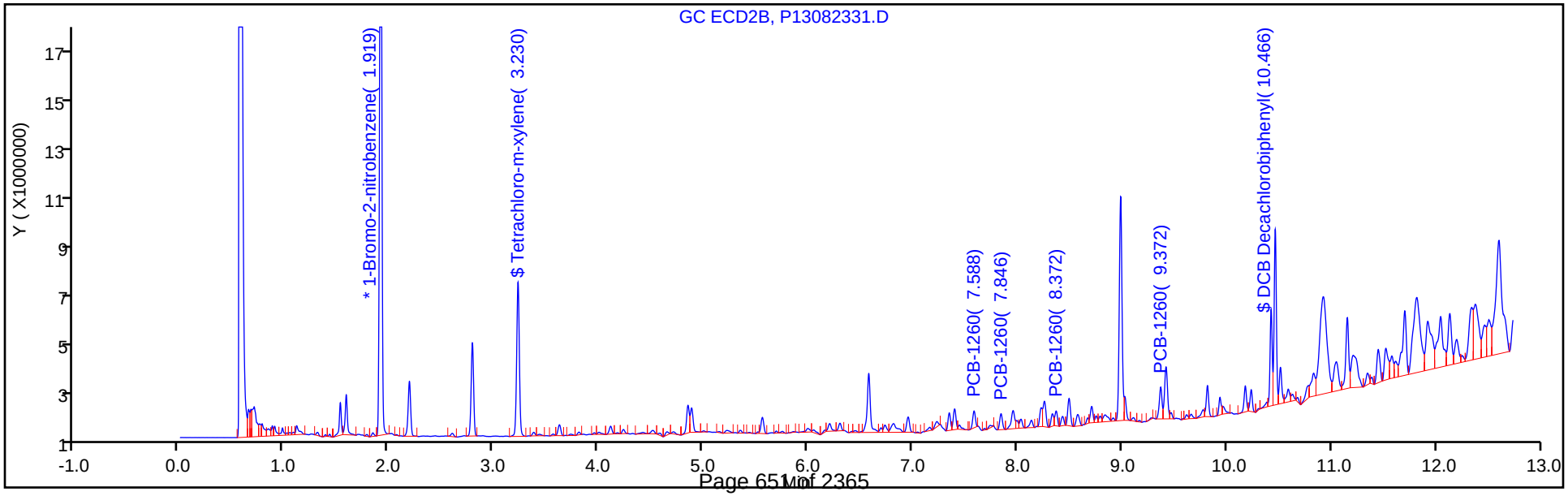

Report Date: 24-Aug-2018 07:18:12 Chrom Revision: 2.3 19-Jul-2018 15:14:50

TestAmerica Canton

Data File: \\ChromNA\Canton\ChromData\A2HP13\20180823-79179.b\P13082332.D

Injection Date:	23-Aug-2018 14:01:06	Instrument ID:	A2HP13	Operator ID:	
Lims ID:	240-100018-B-22-A	Lab Sample ID:	240-100018-22	Worklist Smp#:	32
Client ID:	CPP-SB-1825-0.0-0.5				
Injection Vol:	1.0 uL	Dil. Factor:	5.0000	ALS Bottle#:	32
Method:	PCB13 IS	Limit Group:	GC 8082A IS		

Y Scaling: Method Defined: Set to Absolute Y Value

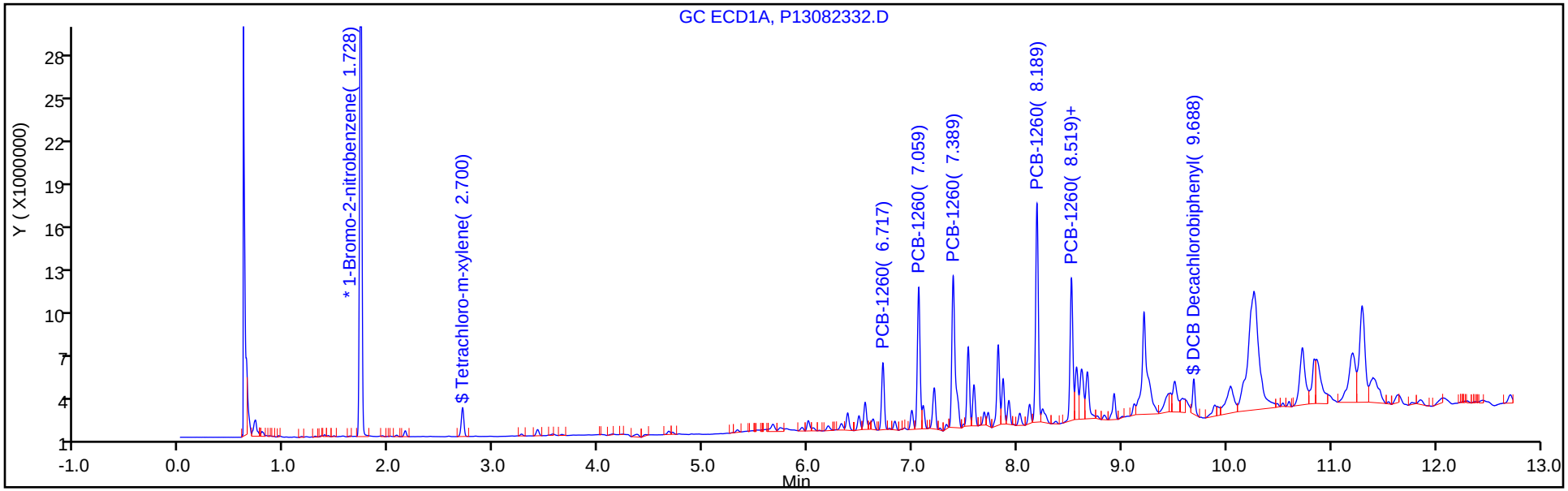

Y Scaling: Method Defined: Set to Absolute Y Value

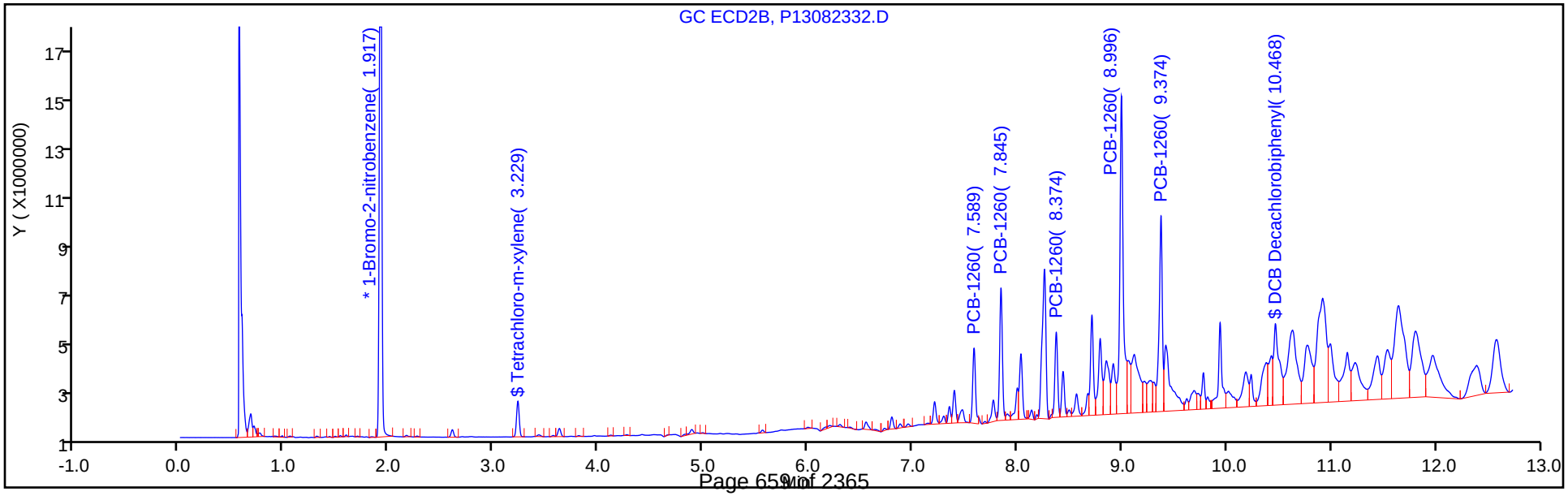

Report Date: 24-Aug-2018 07:18:15 Chrom Revision: 2.3 19-Jul-2018 15:14:50

TestAmerica Canton

Data File: \\ChromNA\Canton\ChromData\A2HP13\20180823-79179.b\P13082333.D

Injection Date:	23-Aug-2018 14:18:36	Instrument ID:	A2HP13	Operator ID:	
Lims ID:	240-100018-B-23-A	Lab Sample ID:	240-100018-23	Worklist Smp#:	33
Client ID:	CPP-SB-1825-0.5-1.0				
Injection Vol:	1.0 uL	Dil. Factor:	1.0000	ALS Bottle#:	33
Method:	PCB13 IS	Limit Group:	GC 8082A IS		

Y Scaling: Method Defined: Set to Absolute Y Value

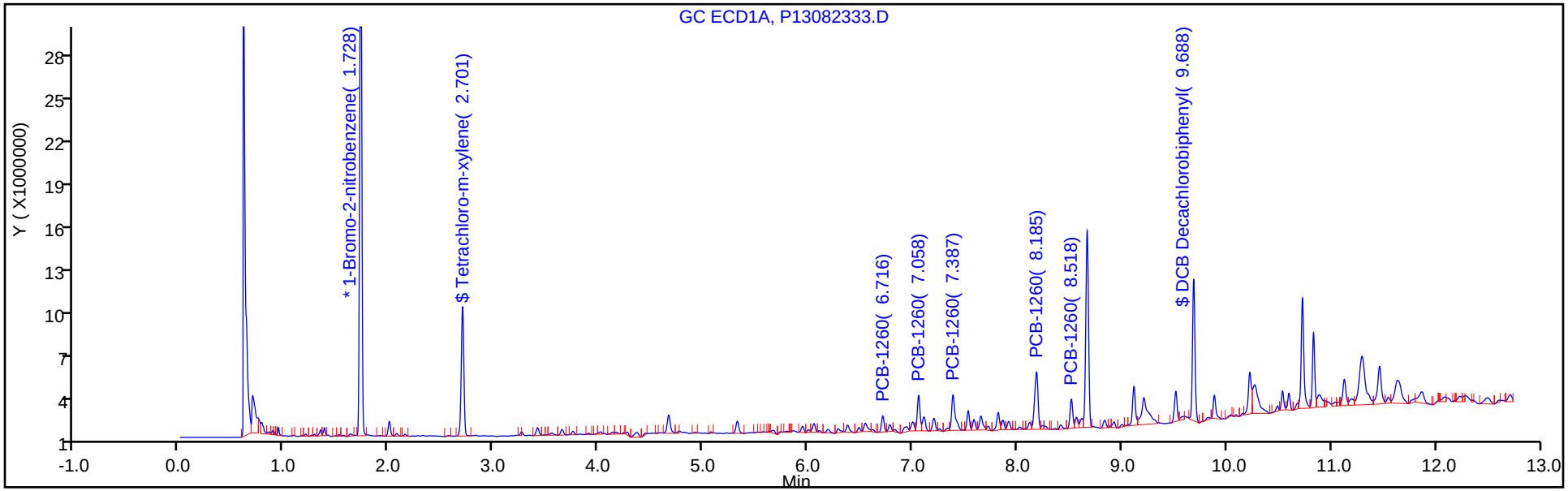

Y Scaling: Method Defined: Set to Absolute Y Value

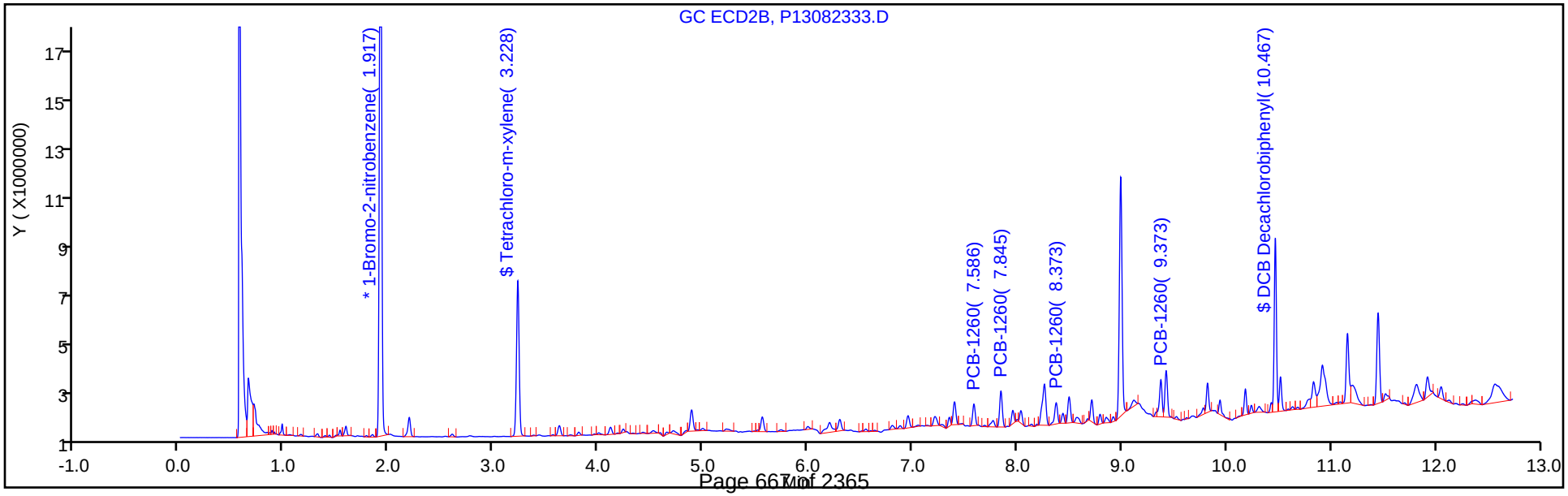

Report Date: 24-Aug-2018 07:18:18 Chrom Revision: 2.3 19-Jul-2018 15:14:50

TestAmerica Canton

Data File: \\ChromNA\Canton\ChromData\A2HP13\20180823-79179.b\P13082334.D

Injection Date:	23-Aug-2018 14:35:58	Instrument ID:	A2HP13	Operator ID:	
Lims ID:	240-100018-B-25-A	Lab Sample ID:	240-100018-25	Worklist Smp#:	34
Client ID:	CPP-SB-1826-0.0-0.5				
Injection Vol:	1.0 uL	Dil. Factor:	1.0000	ALS Bottle#:	34
Method:	PCB13 IS	Limit Group:	GC 8082A IS		

Y Scaling: Method Defined: Set to Absolute Y Value

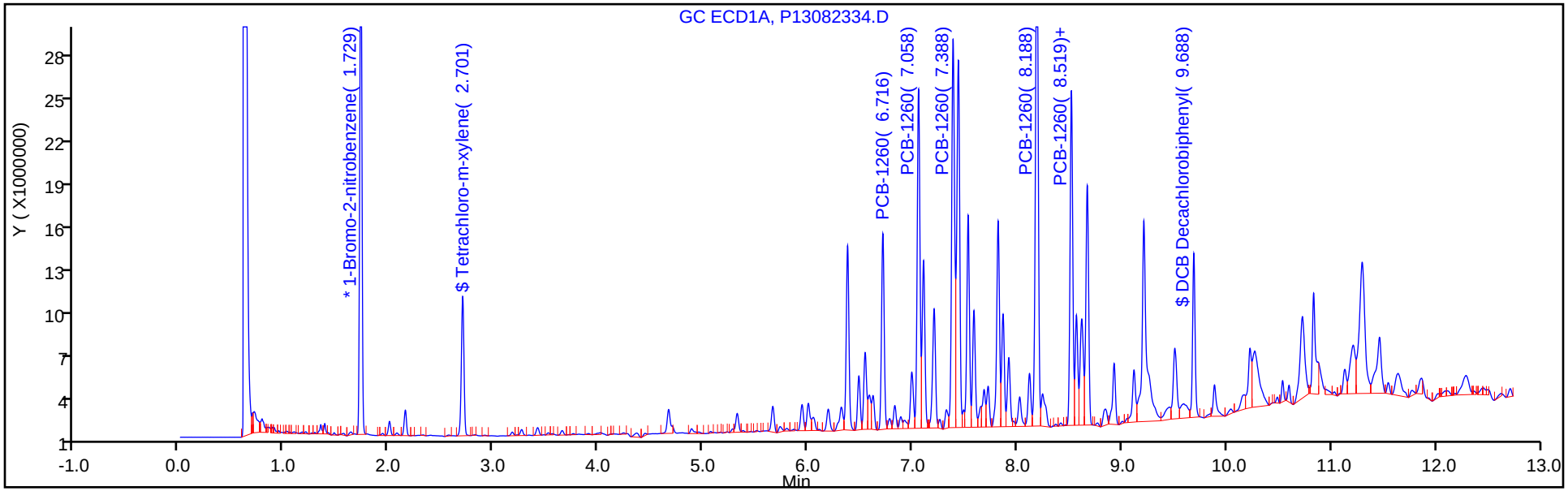

Y Scaling: Method Defined: Set to Absolute Y Value

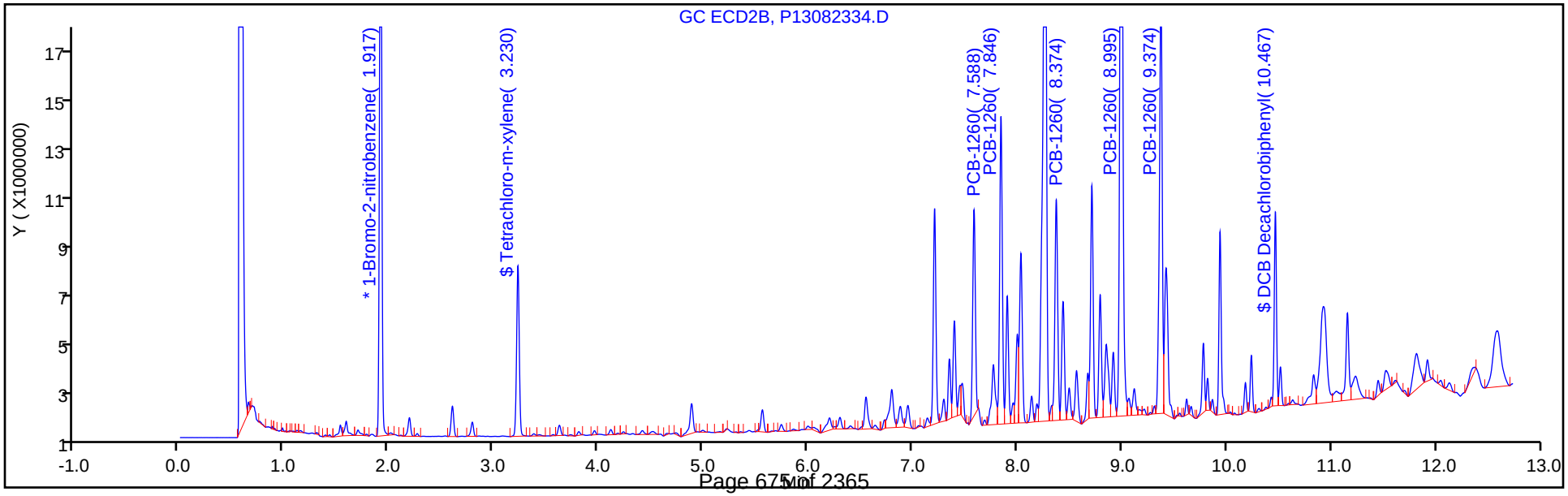

Report Date: 24-Aug-2018 07:18:23 Chrom Revision: 2.3 19-Jul-2018 15:14:50

TestAmerica Canton

Data File: \\ChromNA\Canton\ChromData\A2HP13\20180823-79179.b\P13082335.D

Injection Date:	23-Aug-2018 14:53:20	Instrument ID:	A2HP13	Operator ID:	
Lims ID:	240-100018-B-26-A	Lab Sample ID:	240-100018-26	Worklist Smp#:	35
Client ID:	CPP-SB-1826-0.5-1.0				
Injection Vol:	1.0 uL	Dil. Factor:	1.0000	ALS Bottle#:	35
Method:	PCB13 IS	Limit Group:	GC 8082A IS		

Y Scaling: Method Defined: Set to Absolute Y Value

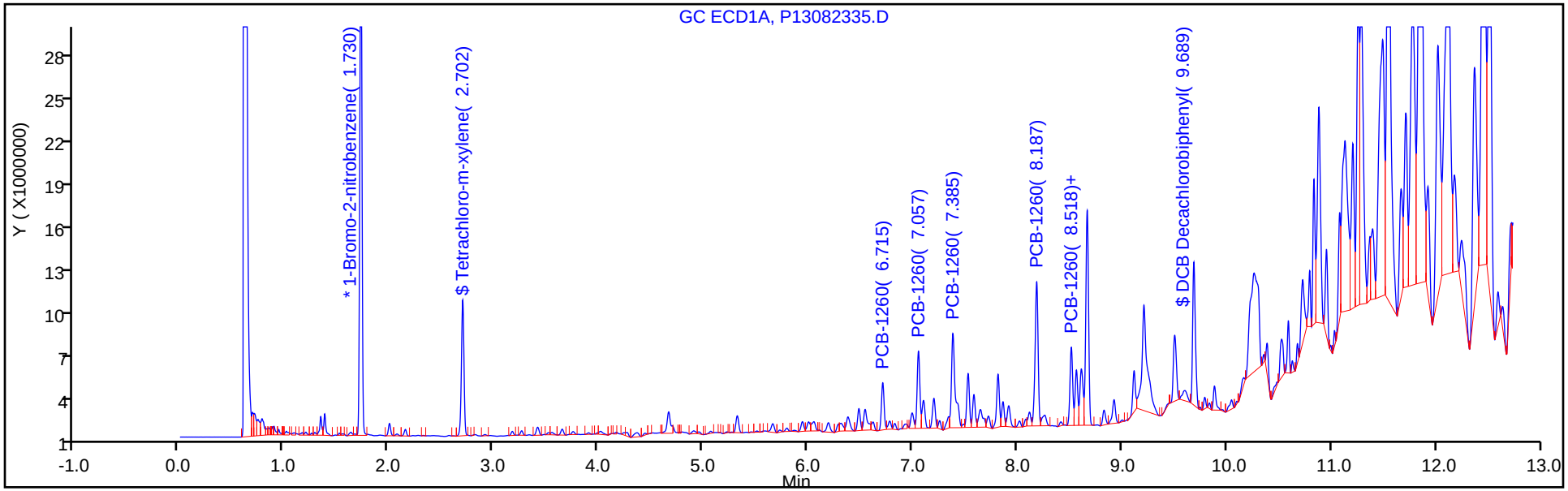

Y Scaling: Method Defined: Set to Absolute Y Value

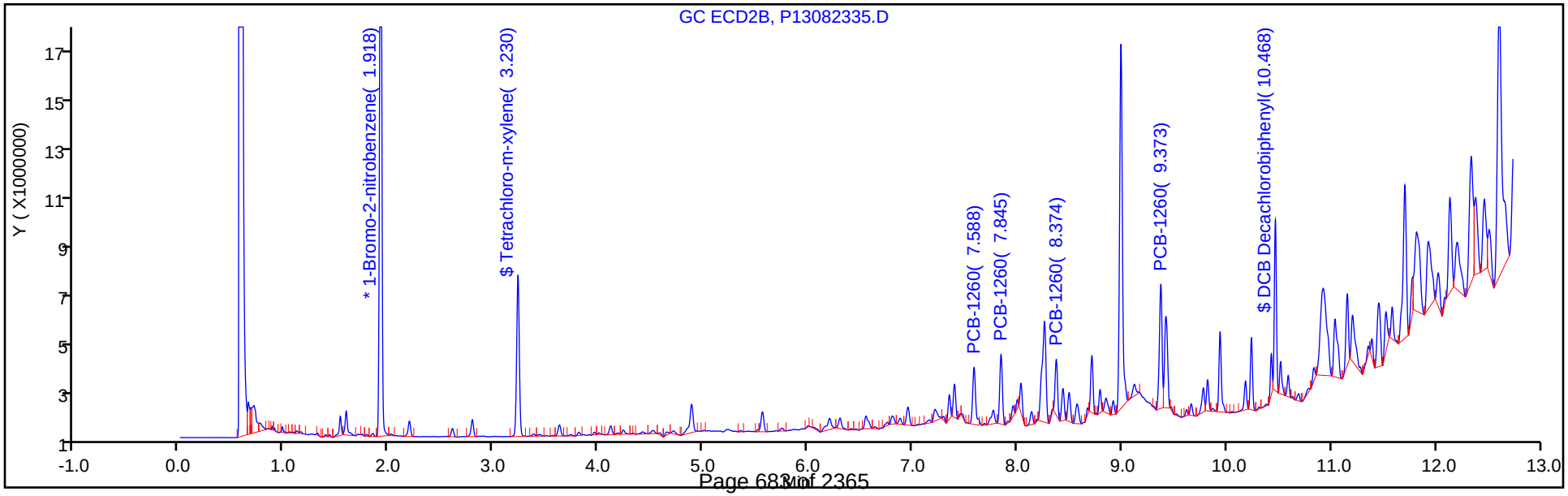

Report Date: 23-Aug-2018 11:51:08 Chrom Revision: 2.3 19-Jul-2018 15:14:50

TestAmerica Canton

Data File: \\ChromNA\Canton\ChromData\A2HP13\20180823-79179.b\P13082312.D

Injection Date:	23-Aug-2018 08:13:27	Instrument ID:	A2HP13	Operator ID:	
Lims ID:	240-100018-B-28-A	Lab Sample ID:	240-100018-28	Worklist Smp#:	12
Client ID:	CPP-SB-1827-0.0-0.5				
Injection Vol:	1.0 uL	Dil. Factor:	5.0000	ALS Bottle#:	12
Method:	PCB13 IS	Limit Group:	GC 8082A IS		

Y Scaling: Method Defined: Set to Absolute Y Value

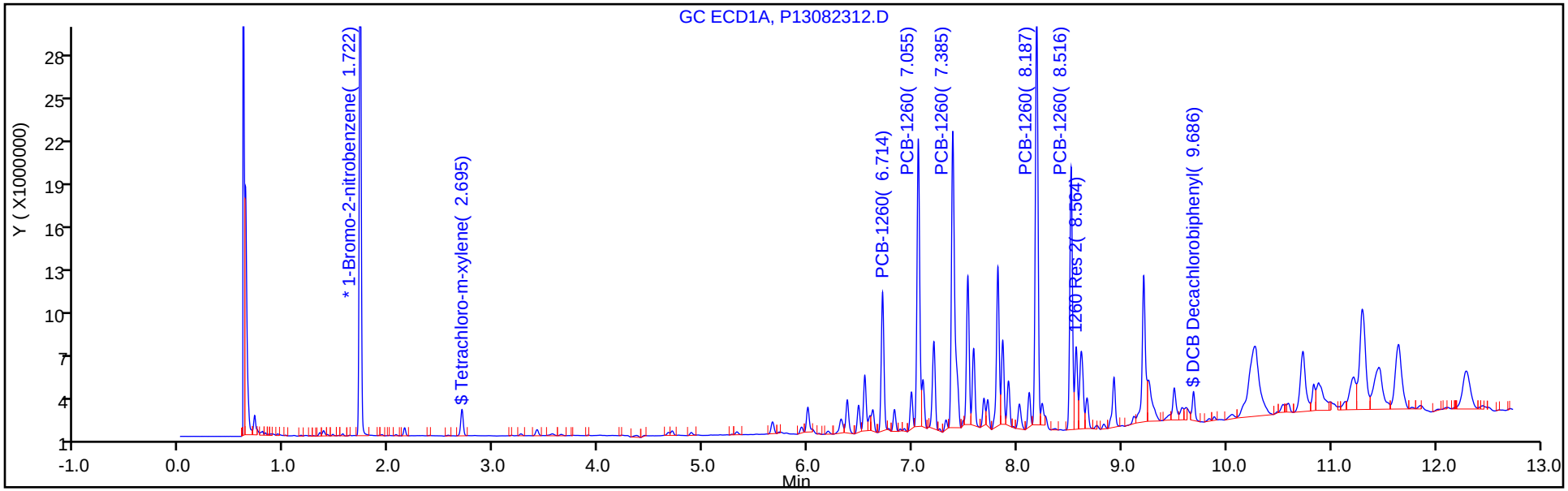

Y Scaling: Method Defined: Set to Absolute Y Value

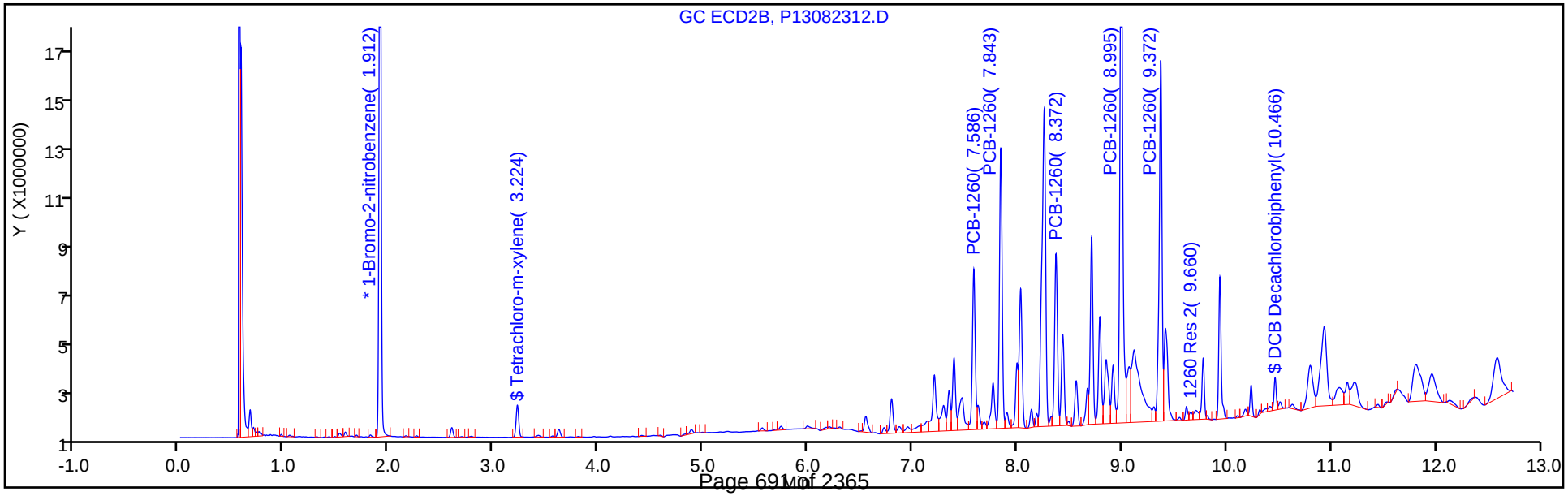

Report Date: 24-Aug-2018 08:41:33 Chrom Revision: 2.3 19-Jul-2018 15:14:50

TestAmerica Canton

Data File: \\ChromNA\Canton\ChromData\A2HP12\20180823-79178.b\P12082311.D

Injection Date:	23-Aug-2018 08:19:34	Instrument ID:	A2HP12	Operator ID:	
Lims ID:	240-100018-B-29-A	Lab Sample ID:	240-100018-29	Worklist Smp#:	11
Client ID:	CPP-SB-1827-0.5-1.0				
Injection Vol:	1.0 uL	Dil. Factor:	1.0000	ALS Bottle#:	11
Method:	PCB12IS	Limit Group:	GC 8082A IS		

Y Scaling: Method Defined: Set to Absolute Y Value

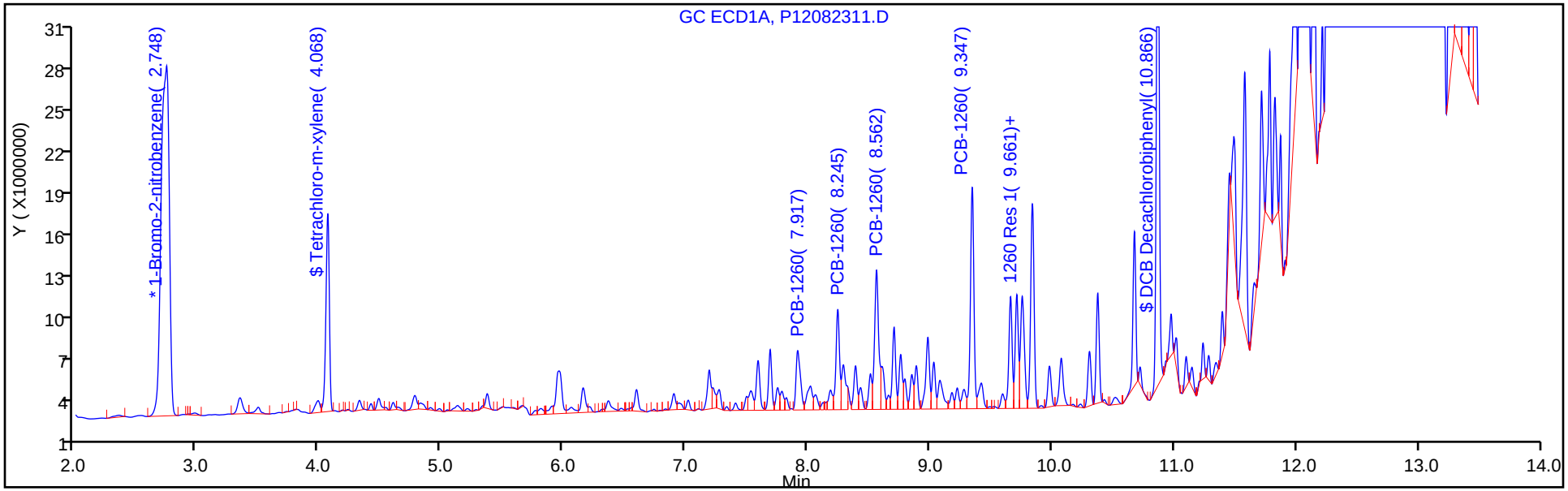

Y Scaling: Method Defined: Set to Absolute Y Value

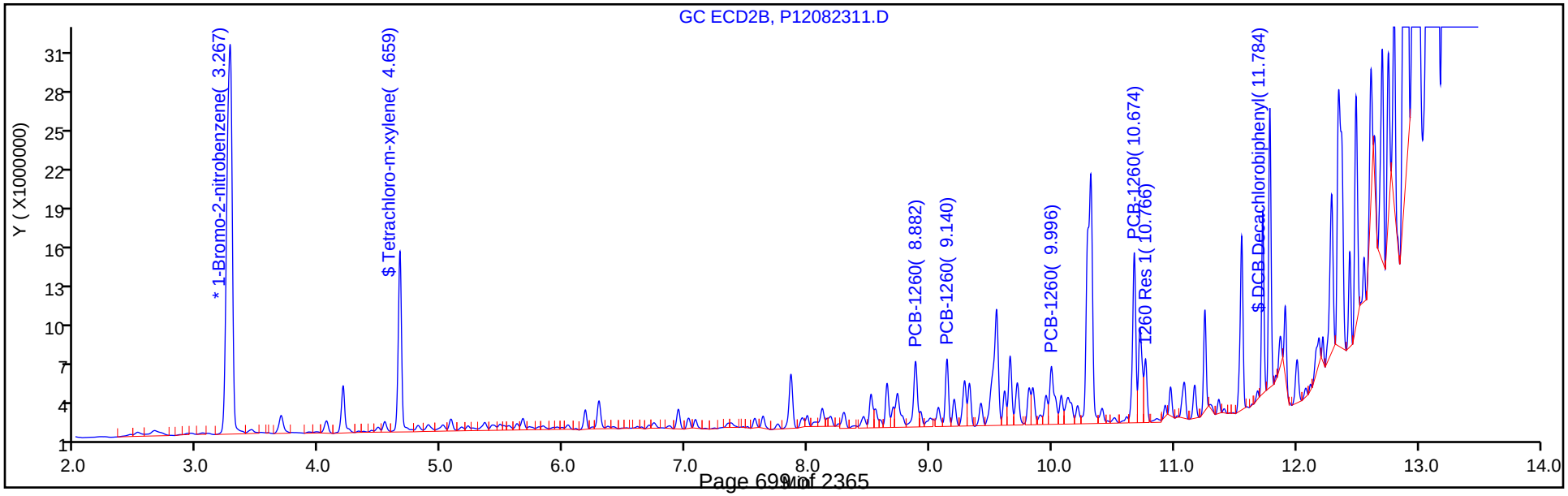

Report Date: 24-Aug-2018 08:41:41 Chrom Revision: 2.3 19-Jul-2018 15:14:50

TestAmerica Canton

Data File: \\ChromNA\Canton\ChromData\A2HP12\20180823-79178.b\P12082314.D

Injection Date:	23-Aug-2018 09:17:57	Instrument ID:	A2HP12	Operator ID:	
Lims ID:	240-100018-B-31-A	Lab Sample ID:	240-100018-31	Worklist Smp#:	14
Client ID:	CPP-SB-1828-0.0-0.5				
Injection Vol:	1.0 uL	Dil. Factor:	1.0000	ALS Bottle#:	14
Method:	PCB12IS	Limit Group:	GC 8082A IS		

Y Scaling: Method Defined: Set to Absolute Y Value

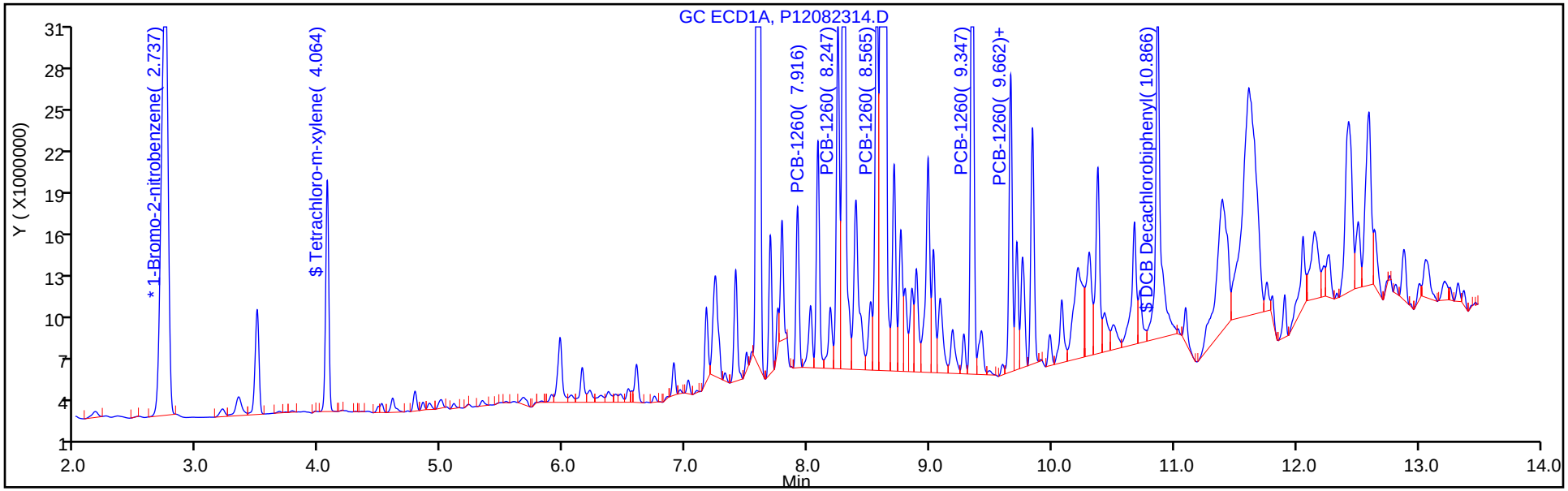

Y Scaling: Method Defined: Set to Absolute Y Value

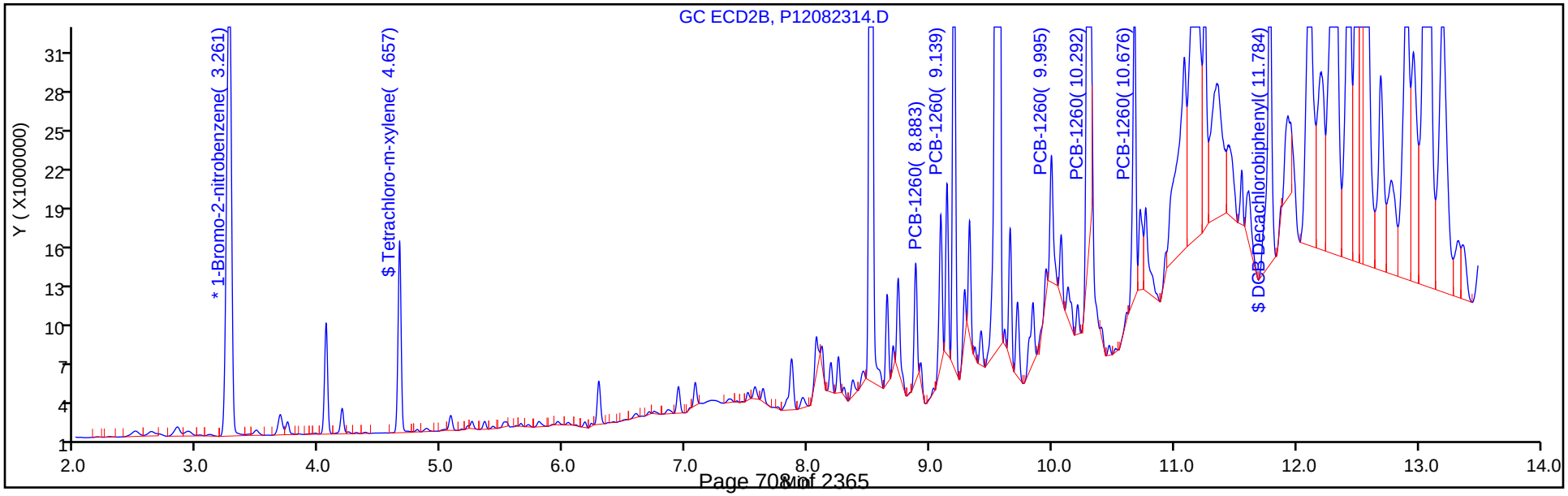

Report Date: 24-Aug-2018 08:41:43 Chrom Revision: 2.3 19-Jul-2018 15:14:50

TestAmerica Canton

Data File: \\ChromNA\Canton\ChromData\A2HP12\20180823-79178.b\P12082315.D

Injection Date:	23-Aug-2018 09:37:34	Instrument ID:	A2HP12	Operator ID:	
Lims ID:	240-100018-B-32-A	Lab Sample ID:	240-100018-32	Worklist Smp#:	15
Client ID:	CPP-SB-1828-0.5-1.0				
Injection Vol:	1.0 uL	Dil. Factor:	5.0000	ALS Bottle#:	15
Method:	PCB12IS	Limit Group:	GC 8082A IS		

Y Scaling: Method Defined: Set to Absolute Y Value

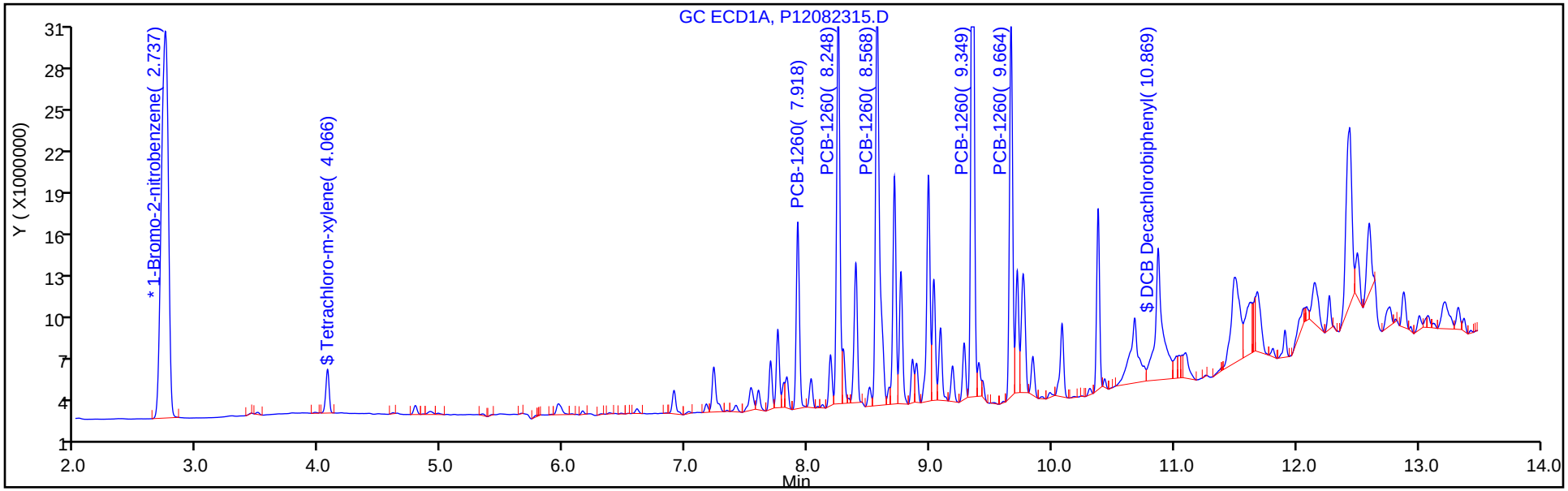

Y Scaling: Method Defined: Set to Absolute Y Value

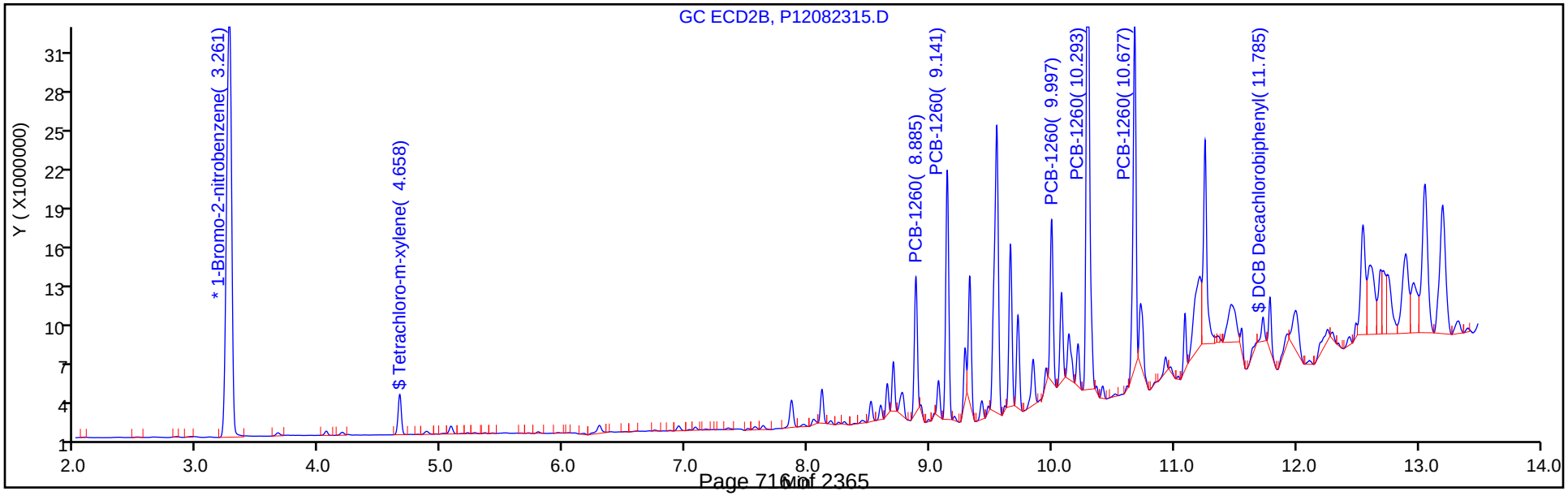

Report Date: 24-Aug-2018 08:41:45 Chrom Revision: 2.3 19-Jul-2018 15:14:50

TestAmerica Canton

Data File: \\ChromNA\Canton\ChromData\A2HP12\20180823-79178.b\P12082316.D

Injection Date:	23-Aug-2018 09:57:03	Instrument ID:	A2HP12	Operator ID:	
Lims ID:	240-100018-B-34-A	Lab Sample ID:	240-100018-34	Worklist Smp#:	16
Client ID:	CPP-SB-1829-0.0-0.5				
Injection Vol:	1.0 uL	Dil. Factor:	1.0000	ALS Bottle#:	16
Method:	PCB12IS	Limit Group:	GC 8082A IS		

Y Scaling: Method Defined: Set to Absolute Y Value

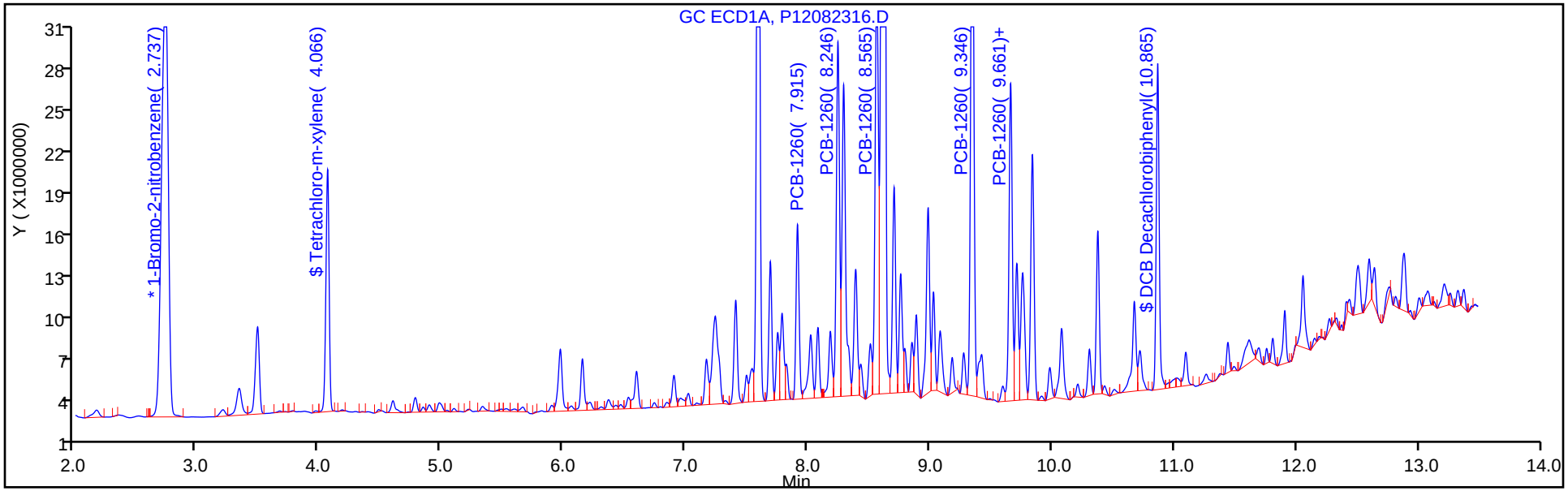

Y Scaling: Method Defined: Set to Absolute Y Value

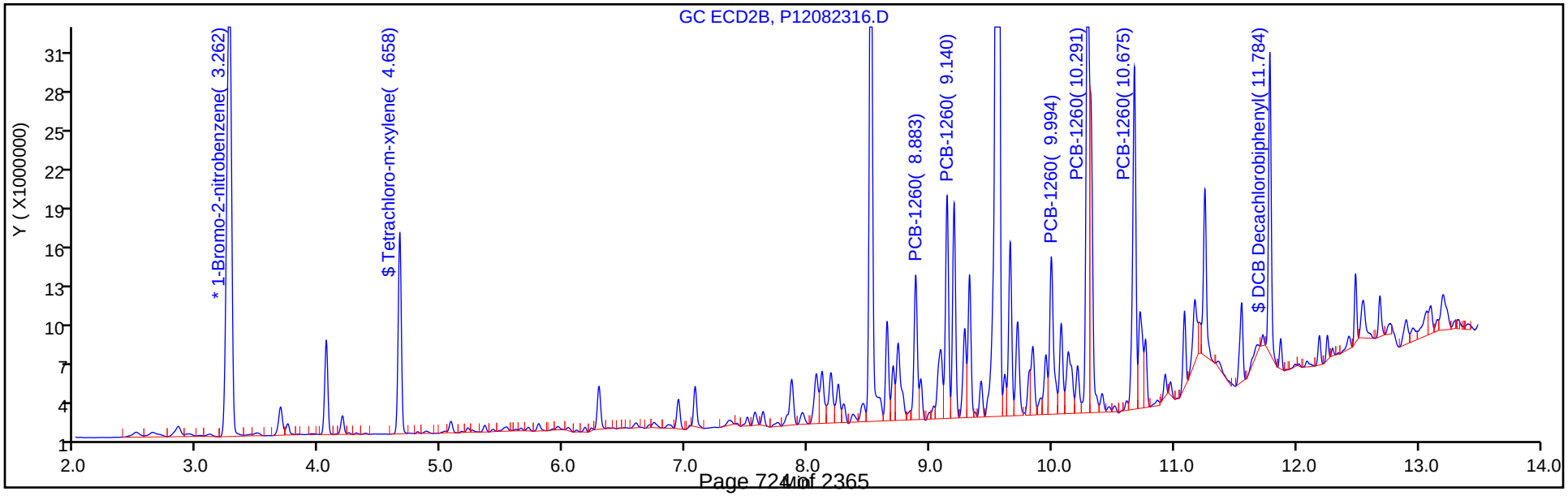

Report Date: 24-Aug-2018 08:41:47 Chrom Revision: 2.3 19-Jul-2018 15:14:50

TestAmerica Canton

Data File: \\ChromNA\Canton\ChromData\A2HP12\20180823-79178.b\P12082317.D

Injection Date:	23-Aug-2018 10:16:31	Instrument ID:	A2HP12	Operator ID:	
Lims ID:	240-100018-B-35-A	Lab Sample ID:	240-100018-35	Worklist Smp#:	17
Client ID:	CPP-SB-1829-0.5-1.0				
Injection Vol:	1.0 uL	Dil. Factor:	5.0000	ALS Bottle#:	17
Method:	PCB12IS	Limit Group:	GC 8082A IS		

Y Scaling: Method Defined: Set to Absolute Y Value

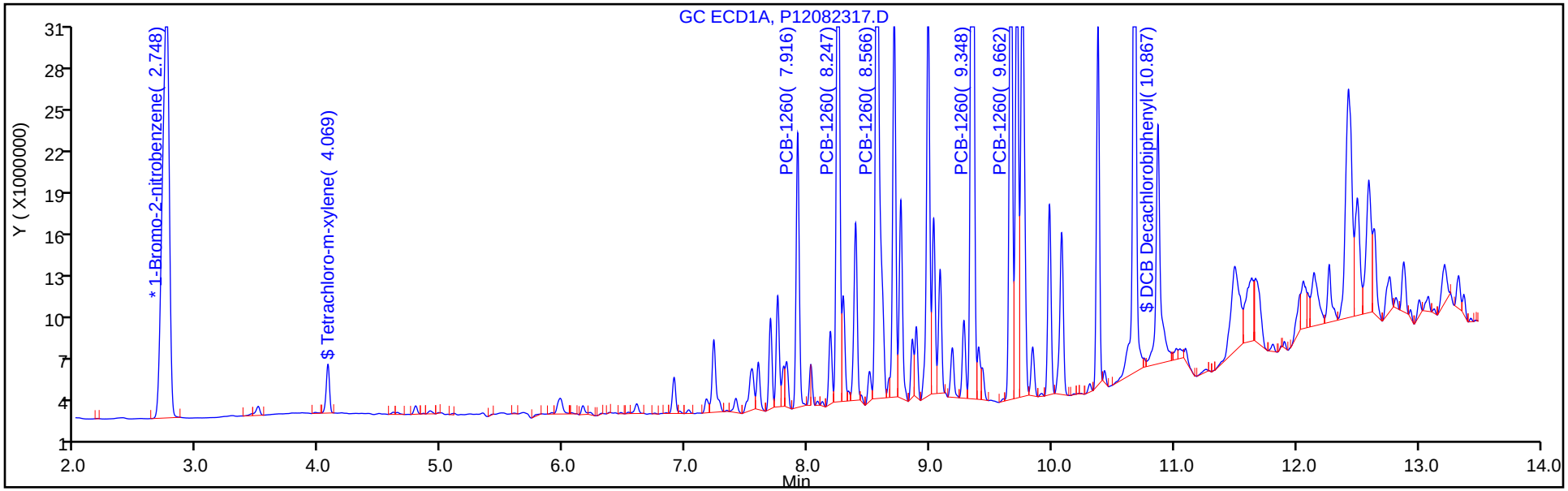

Y Scaling: Method Defined: Set to Absolute Y Value

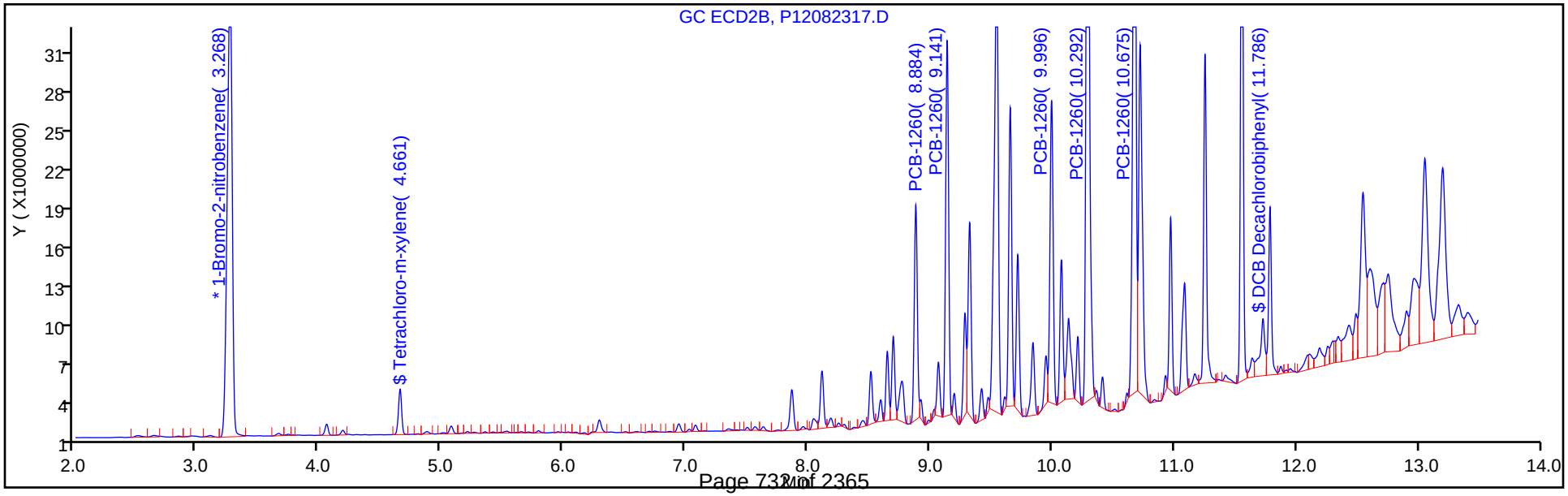

Report Date: 24-Aug-2018 08:41:49 Chrom Revision: 2.3 19-Jul-2018 15:14:50

TestAmerica Canton

Data File: \\ChromNA\Canton\ChromData\A2HP12\20180823-79178.b\P12082318.D

Injection Date:	23-Aug-2018 10:36:00	Instrument ID:	A2HP12	Operator ID:	
Lims ID:	240-100018-B-37-A	Lab Sample ID:	240-100018-37	Worklist Smp#:	18
Client ID:	CPP-SB-1830-0.0-0.5				
Injection Vol:	1.0 uL	Dil. Factor:	5.0000	ALS Bottle#:	18
Method:	PCB12IS	Limit Group:	GC 8082A IS		

Y Scaling: Method Defined: Set to Absolute Y Value

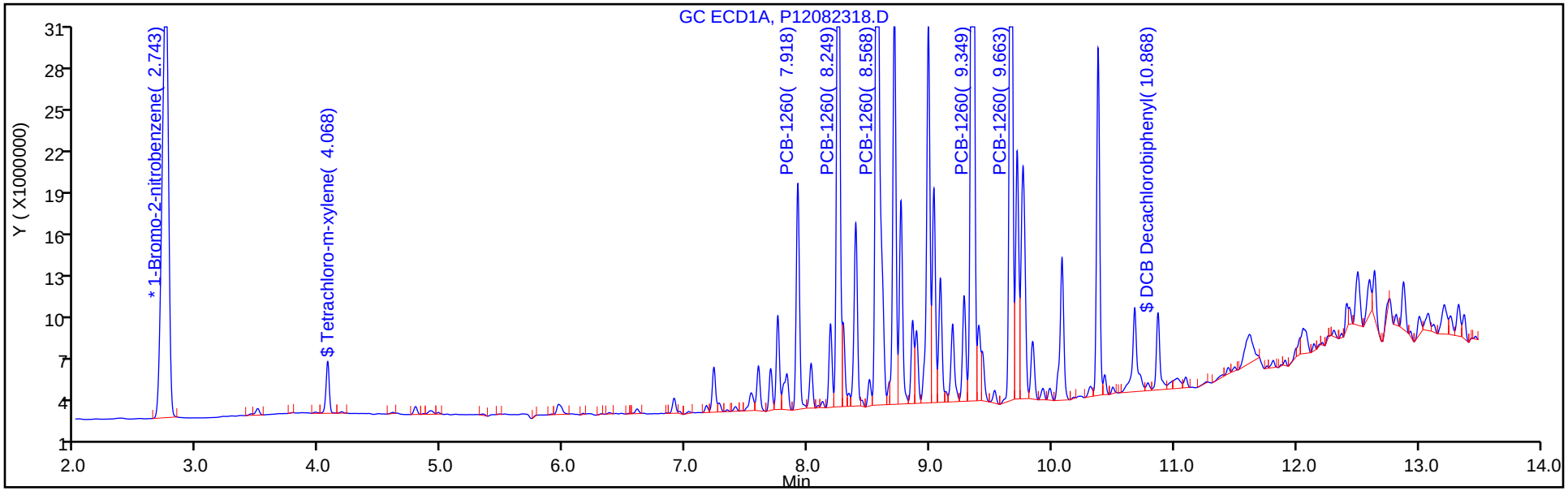

Y Scaling: Method Defined: Set to Absolute Y Value

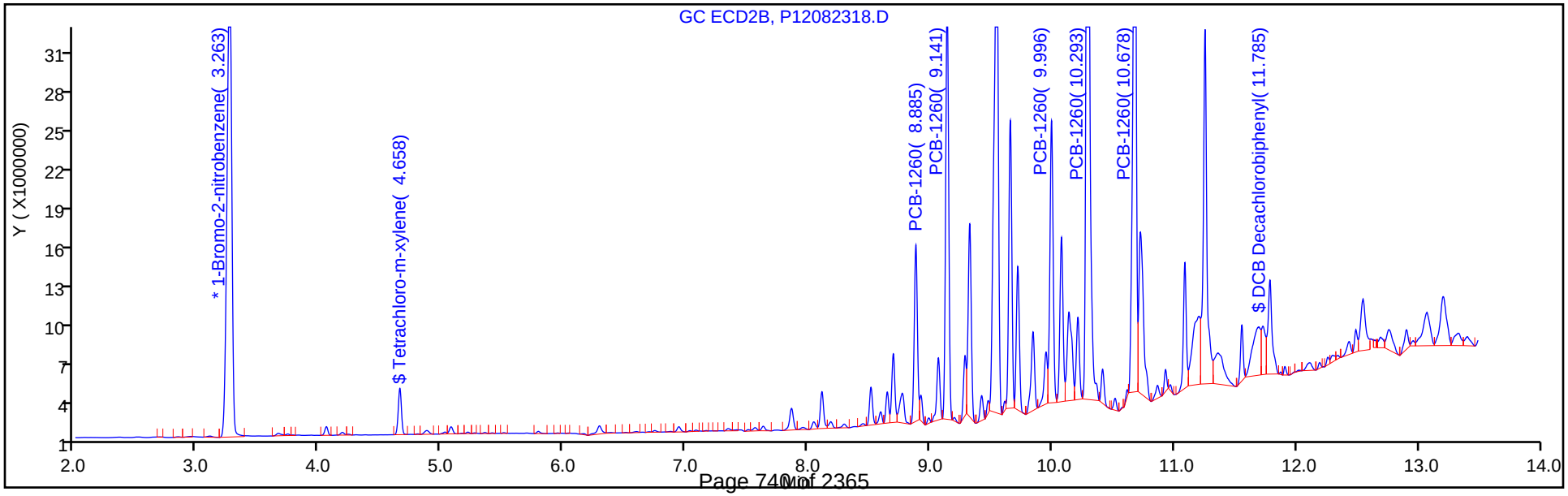

Report Date: 24-Aug-2018 08:41:51 Chrom Revision: 2.3 19-Jul-2018 15:14:50

TestAmerica Canton

Data File: \\ChromNA\Canton\ChromData\A2HP12\20180823-79178.b\P12082319.D

Injection Date:	23-Aug-2018 10:55:29	Instrument ID:	A2HP12	Operator ID:	
Lims ID:	240-100018-B-38-A	Lab Sample ID:	240-100018-38	Worklist Smp#:	19
Client ID:	CPP-SB-1830-0.5-1.0				
Injection Vol:	1.0 uL	Dil. Factor:	1.0000	ALS Bottle#:	19
Method:	PCB12IS	Limit Group:	GC 8082A IS		

Y Scaling: Method Defined: Set to Absolute Y Value

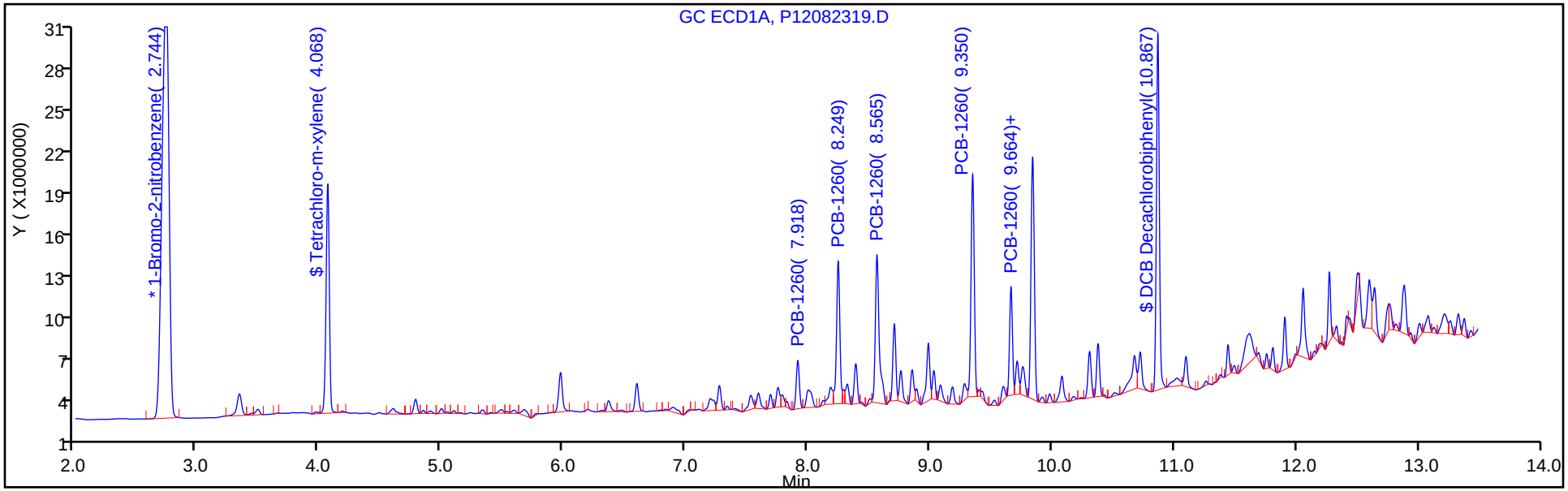

Y Scaling: Method Defined: Set to Absolute Y Value

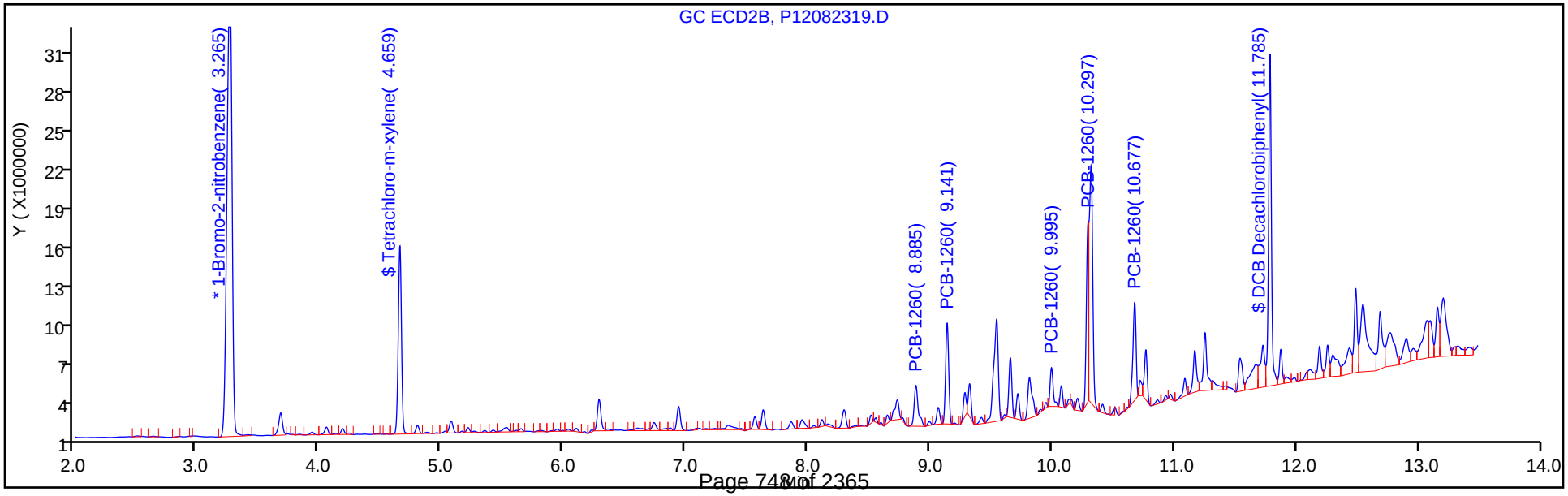

Report Date: 24-Aug-2018 08:41:54 Chrom Revision: 2.3 19-Jul-2018 15:14:50

TestAmerica Canton

Data File: \\ChromNA\Canton\ChromData\A2HP12\20180823-79178.b\P12082320.D

Injection Date:	23-Aug-2018 11:14:58	Instrument ID:	A2HP12	Operator ID:	
Lims ID:	240-100018-B-40-A	Lab Sample ID:	240-100018-40	Worklist Smp#:	20
Client ID:	CPP-SB-1831-0.0-0.5				
Injection Vol:	1.0 uL	Dil. Factor:	5.0000	ALS Bottle#:	20
Method:	PCB12IS	Limit Group:	GC 8082A IS		

Y Scaling: Method Defined: Set to Absolute Y Value

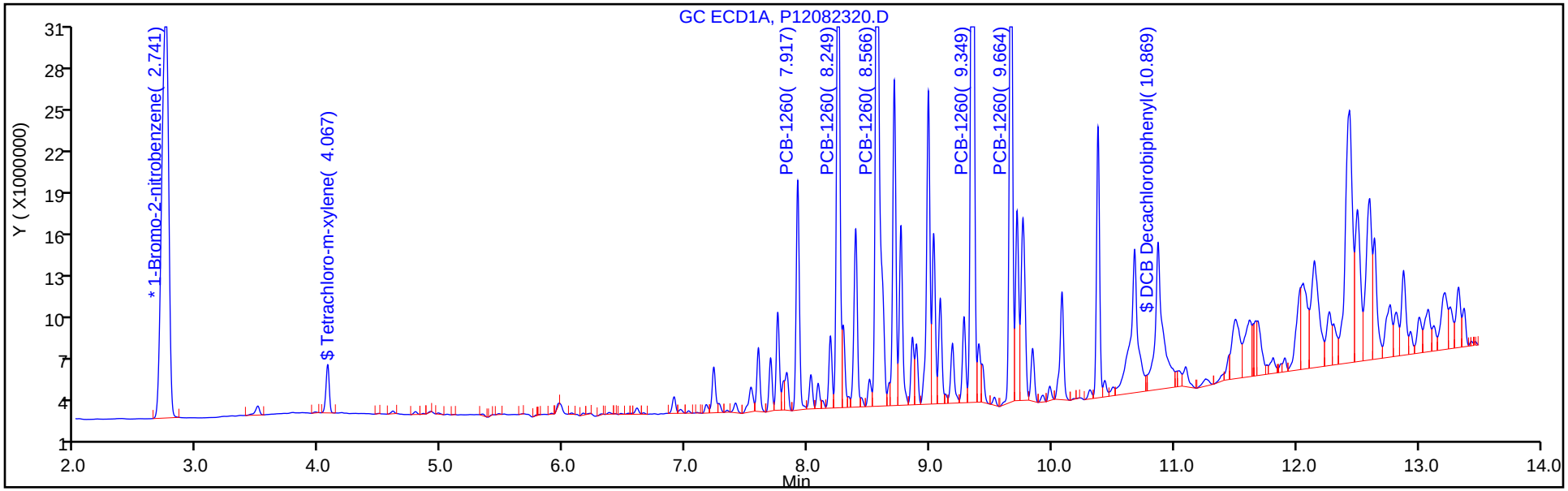

Y Scaling: Method Defined: Set to Absolute Y Value

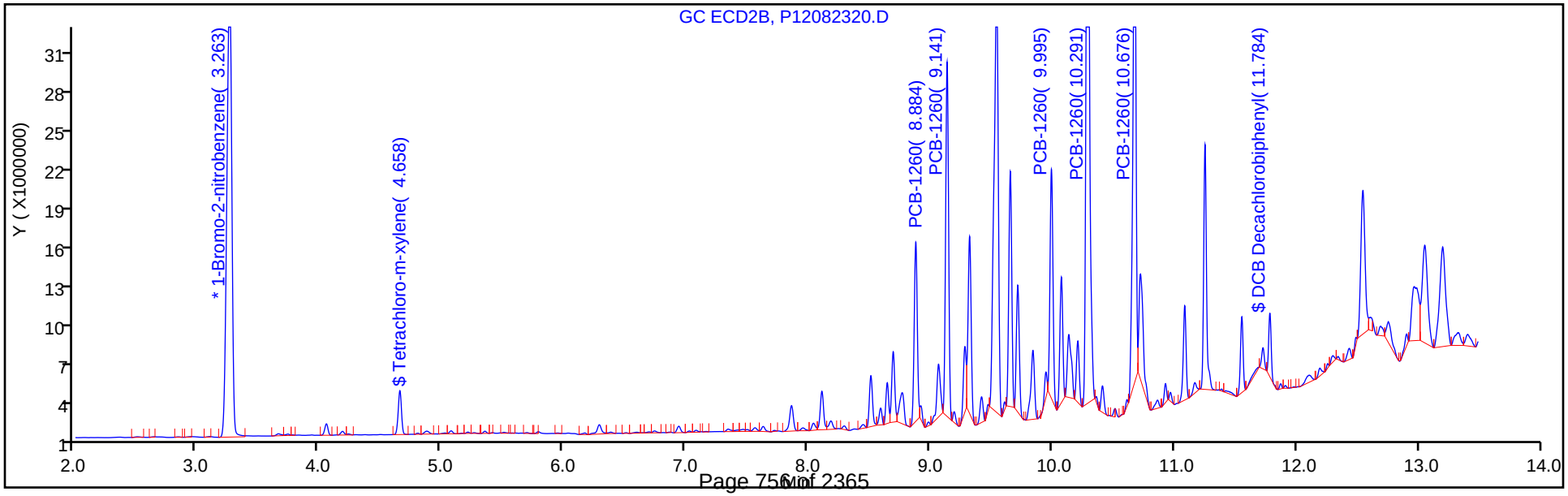

Report Date: 24-Aug-2018 08:41:56 Chrom Revision: 2.3 19-Jul-2018 15:14:50

TestAmerica Canton

Data File: \\ChromNA\Canton\ChromData\A2HP12\20180823-79178.b\P12082321.D

Injection Date:	23-Aug-2018 11:34:28	Instrument ID:	A2HP12	Operator ID:	
Lims ID:	240-100018-B-41-A	Lab Sample ID:	240-100018-41	Worklist Smp#:	21
Client ID:	CPP-SB-1831-0.5-1.0				
Injection Vol:	1.0 uL	Dil. Factor:	1.0000	ALS Bottle#:	21
Method:	PCB12IS	Limit Group:	GC 8082A IS		

Y Scaling: Method Defined: Set to Absolute Y Value

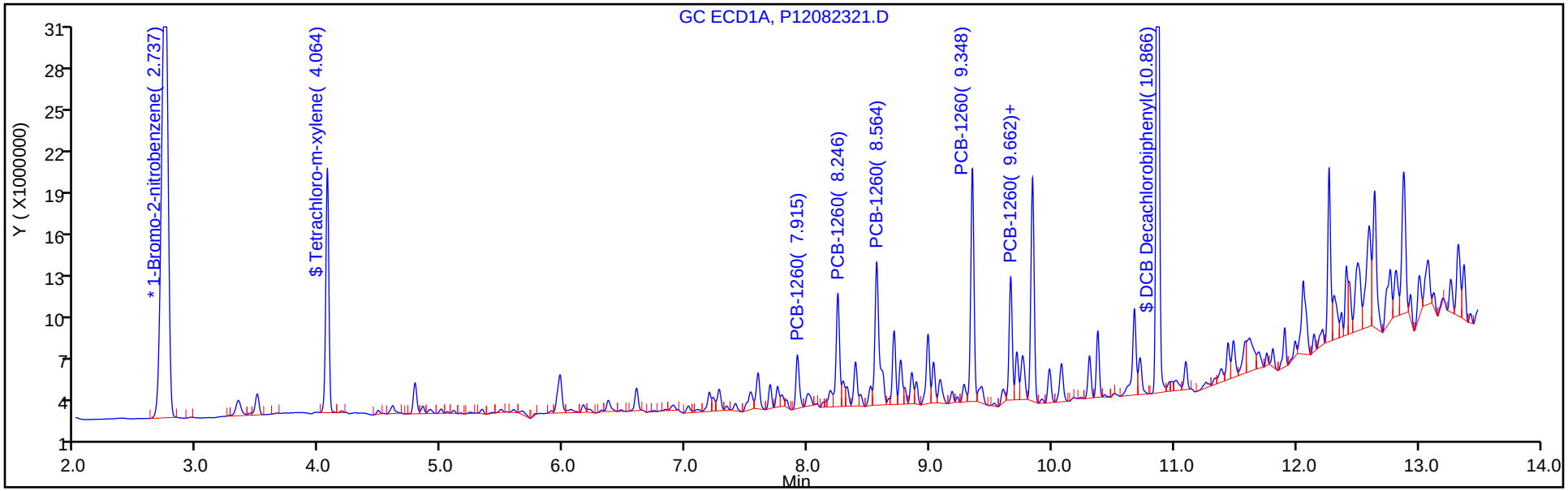

Y Scaling: Method Defined: Set to Absolute Y Value

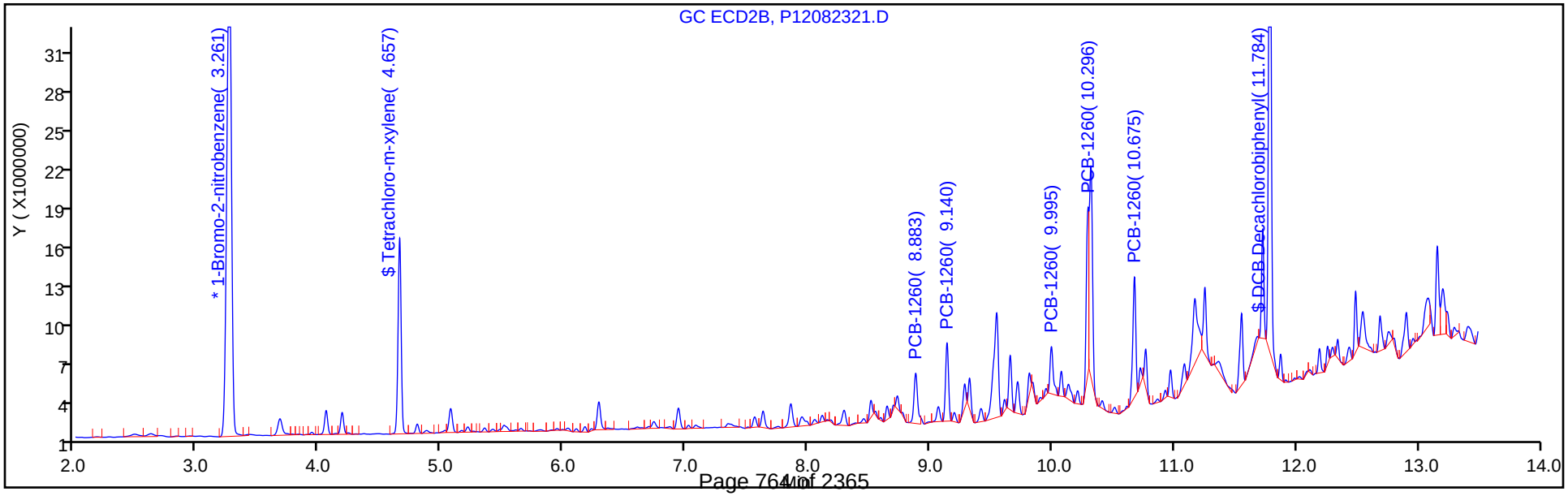

Report Date: 24-Aug-2018 08:41:58 Chrom Revision: 2.3 19-Jul-2018 15:14:50

TestAmerica Canton

Data File: \\ChromNA\Canton\ChromData\A2HP12\20180823-79178.b\P12082322.D

Injection Date:	23-Aug-2018 11:54:01	Instrument ID:	A2HP12	Operator ID:	
Lims ID:	240-100018-B-43-A	Lab Sample ID:	240-100018-43	Worklist Smp#:	22
Client ID:	CPP-SB-1832-0.0-0.5				
Injection Vol:	1.0 uL	Dil. Factor:	5.0000	ALS Bottle#:	22
Method:	PCB12IS	Limit Group:	GC 8082A IS		

Y Scaling: Method Defined: Set to Absolute Y Value

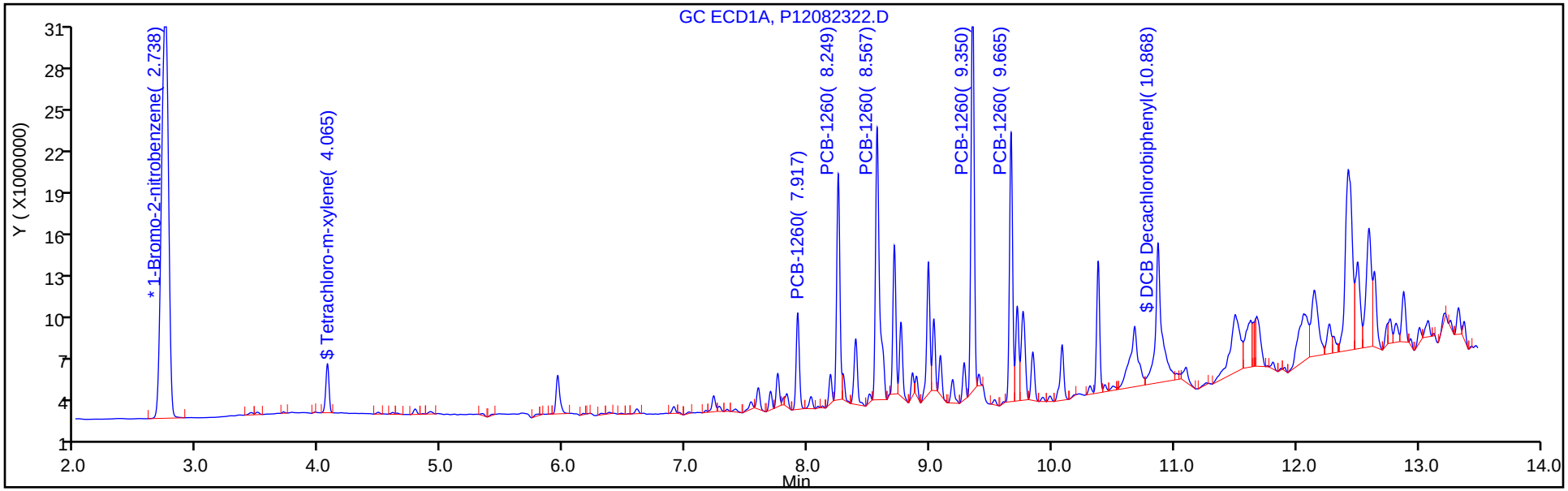

Y Scaling: Method Defined: Set to Absolute Y Value

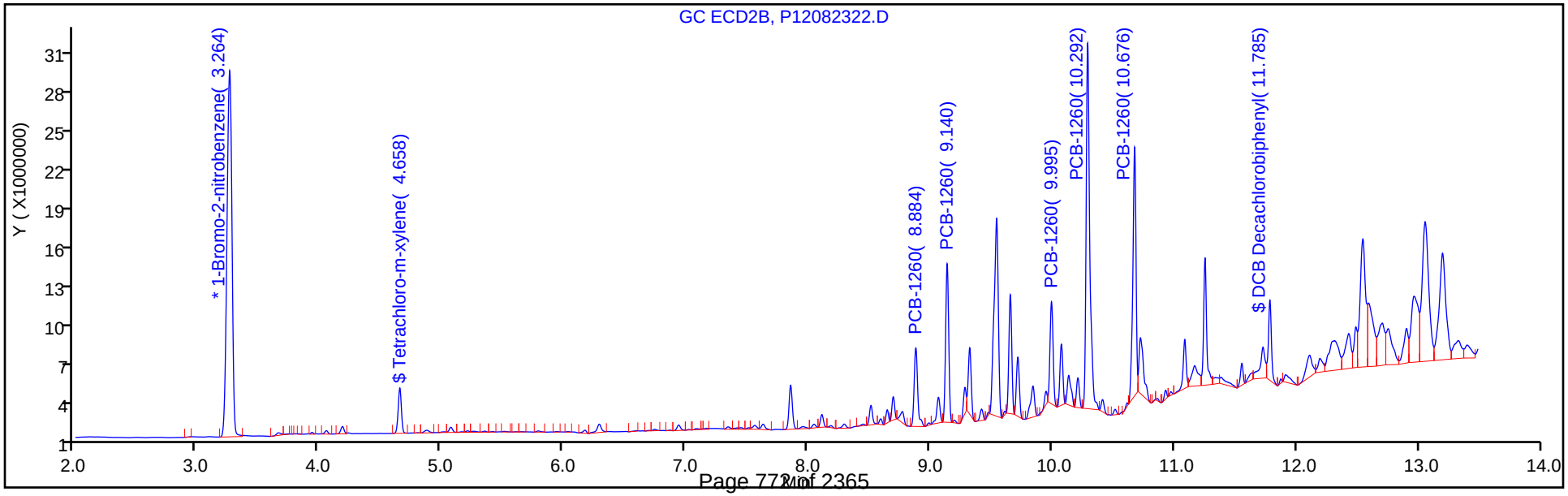

Report Date: 28-Aug-2018 05:09:58 Chrom Revision: 2.3 19-Jul-2018 15:14:50

TestAmerica Canton

Data File: \\ChromNA\Canton\ChromData\A2HP12\20180825-79253.b\P12082524.D

Injection Date:	25-Aug-2018 16:23:22	Instrument ID:	A2HP12	Operator ID:	
Lims ID:	240-100018-B-44-A	Lab Sample ID:	240-100018-44	Worklist Smp#:	24
Client ID:	CPP-SB-1832-0.5-1.0				
Injection Vol:	1.0 uL	Dil. Factor:	20.0000	ALS Bottle#:	24
Method:	PCB12IS	Limit Group:	GC 8082A IS		

Y Scaling: Method Defined: Set to Absolute Y Value

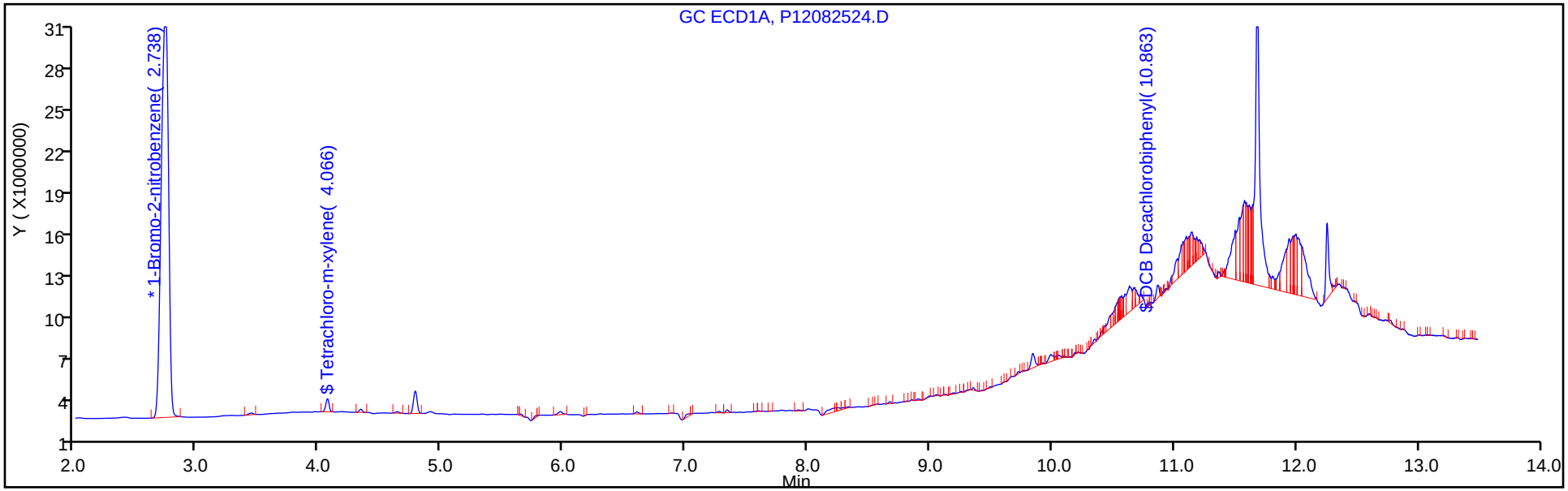

Y Scaling: Method Defined: Set to Absolute Y Value

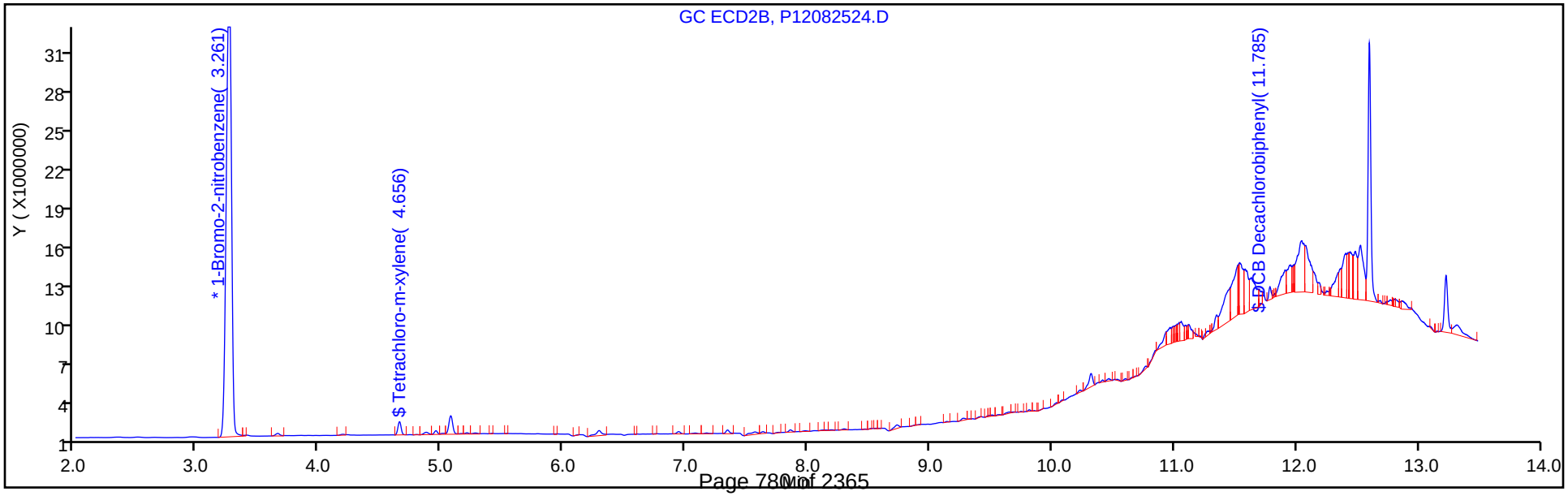

Report Date: 24-Aug-2018 08:42:04 Chrom Revision: 2.3 19-Jul-2018 15:14:50

TestAmerica Canton

Data File: \\ChromNA\Canton\ChromData\A2HP12\20180823-79178.b\P12082324.D

Injection Date:	23-Aug-2018 12:33:00	Instrument ID:	A2HP12	Operator ID:	
Lims ID:	240-100018-B-46-A	Lab Sample ID:	240-100018-46	Worklist Smp#:	24
Client ID:	CPP-SB-1833-0.0-0.5				
Injection Vol:	1.0 uL	Dil. Factor:	10.0000	ALS Bottle#:	24
Method:	PCB12IS	Limit Group:	GC 8082A IS		

Y Scaling: Method Defined: Set to Absolute Y Value

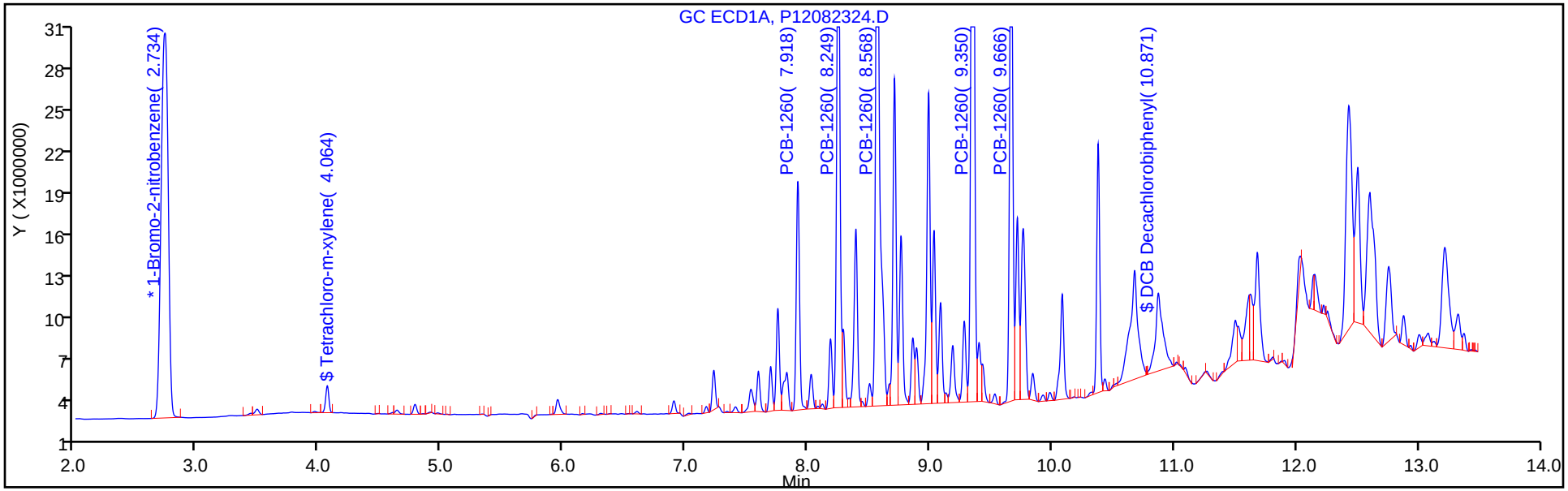

Y Scaling: Method Defined: Set to Absolute Y Value

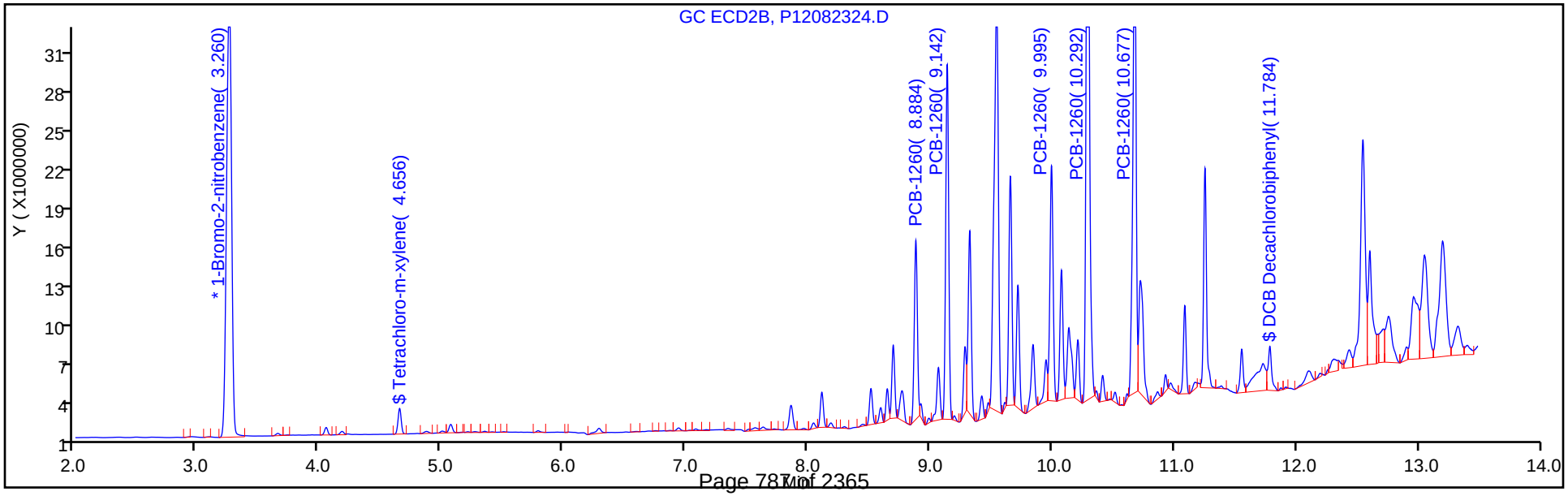

Report Date: 24-Aug-2018 08:42:07 Chrom Revision: 2.3 19-Jul-2018 15:14:50

TestAmerica Canton

Data File: \\ChromNA\Canton\ChromData\A2HP12\20180823-79178.b\P12082325.D

Injection Date:	23-Aug-2018 12:52:30	Instrument ID:	A2HP12	Operator ID:	
Lims ID:	240-100018-B-47-A	Lab Sample ID:	240-100018-47	Worklist Smp#:	25
Client ID:	CPP-SB-1833-0.5-1.0				
Injection Vol:	1.0 uL	Dil. Factor:	1.0000	ALS Bottle#:	25
Method:	PCB12IS	Limit Group:	GC 8082A IS		

Y Scaling: Method Defined: Set to Absolute Y Value

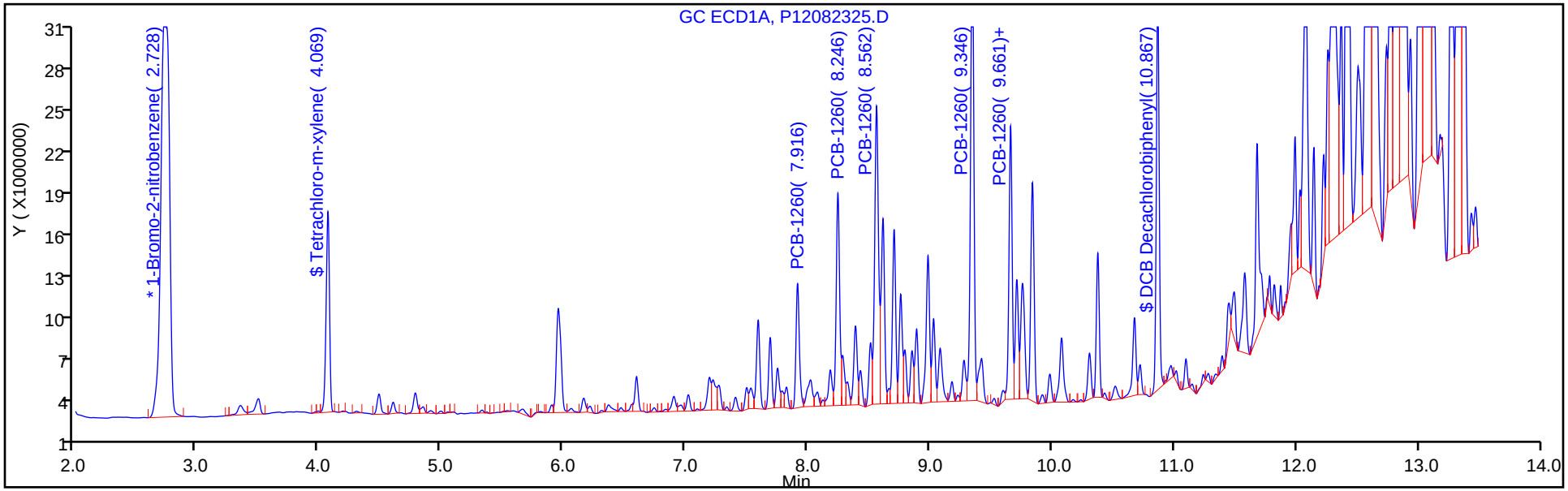

Y Scaling: Method Defined: Set to Absolute Y Value

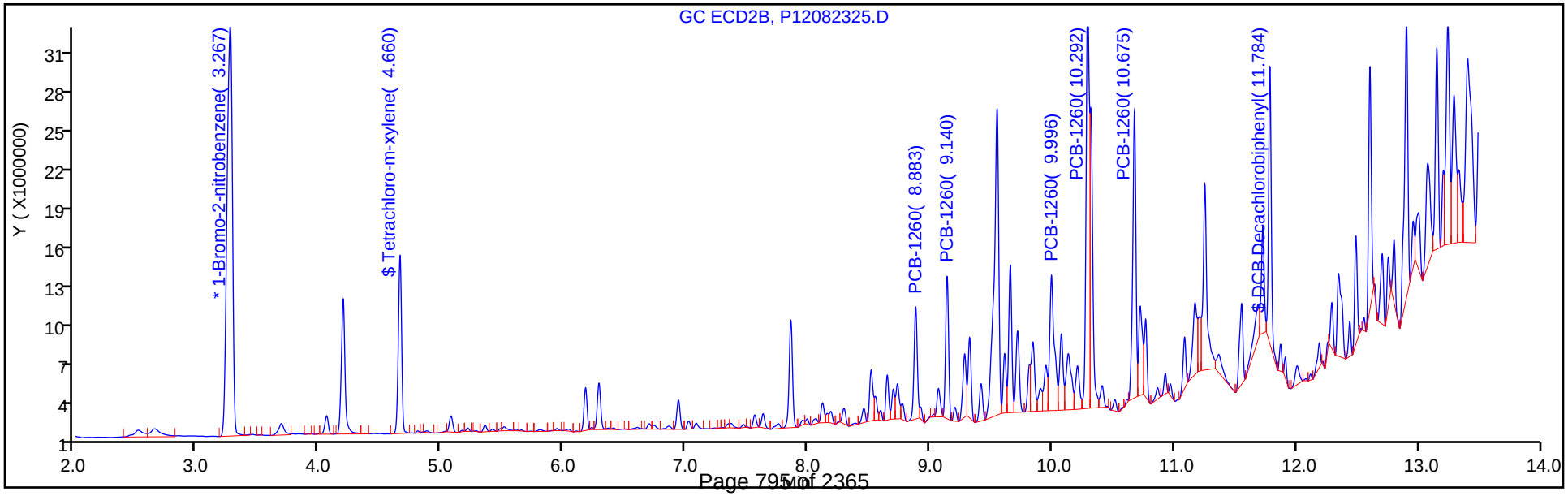

Report Date: 24-Aug-2018 08:42:10 Chrom Revision: 2.3 19-Jul-2018 15:14:50

TestAmerica Canton

Data File: \\ChromNA\Canton\ChromData\A2HP12\20180823-79178.b\P12082326.D

Injection Date:	23-Aug-2018 13:11:59	Instrument ID:	A2HP12	Operator ID:	
Lims ID:	240-100018-B-49-A	Lab Sample ID:	240-100018-49	Worklist Smp#:	26
Client ID:	CPP-SB-1834-0.0-0.5				
Injection Vol:	1.0 uL	Dil. Factor:	10.0000	ALS Bottle#:	26
Method:	PCB12IS	Limit Group:	GC 8082A IS		

Y Scaling: Method Defined: Set to Absolute Y Value

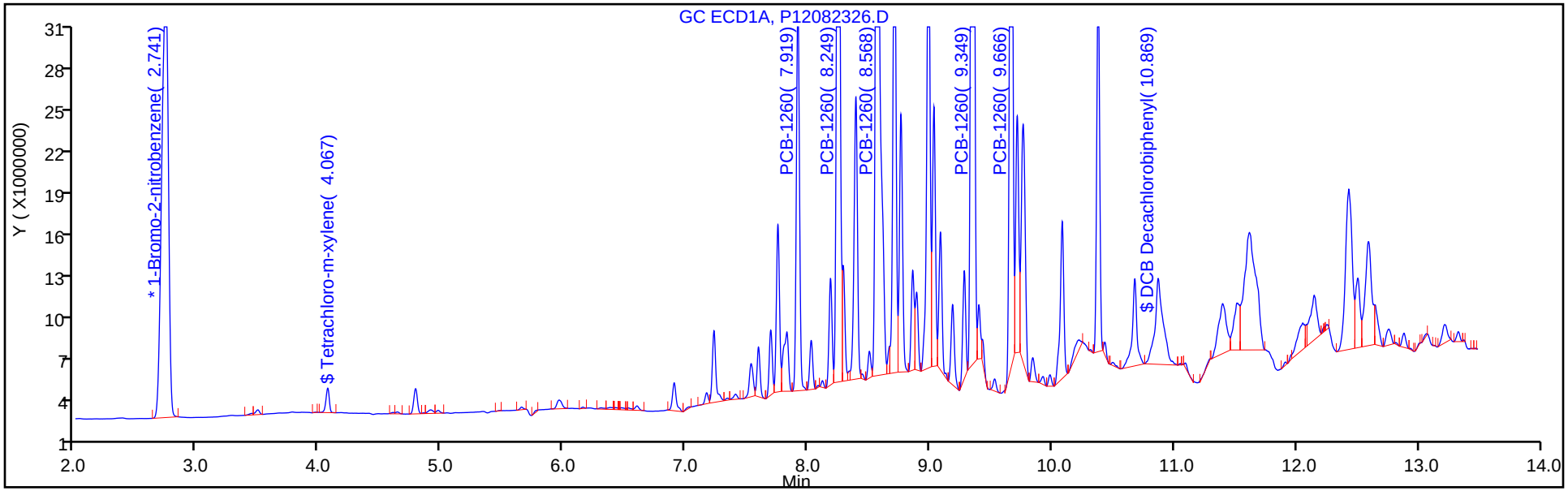

Y Scaling: Method Defined: Set to Absolute Y Value

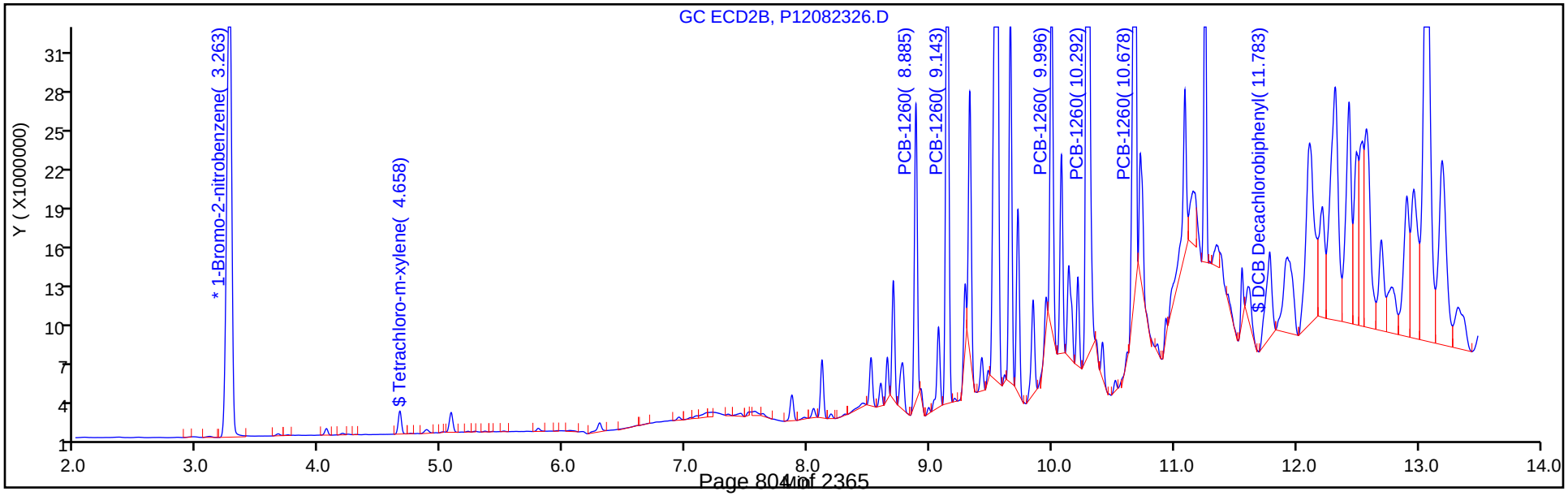

Report Date: 24-Aug-2018 08:41:14 Chrom Revision: 2.3 19-Jul-2018 15:14:50

TestAmerica Canton

Data File: \\ChromNA\Canton\ChromData\A2HP12\20180823-79178.b\P12082330.D

Injection Date:	23-Aug-2018 14:30:06	Instrument ID:	A2HP12	Operator ID:	
Lims ID:	240-100018-B-50-A	Lab Sample ID:	240-100018-50	Worklist Smp#:	30
Client ID:	CPP-SB-1834-0.5-1.0				
Injection Vol:	1.0 uL	Dil. Factor:	1.0000	ALS Bottle#:	30
Method:	PCB12IS	Limit Group:	GC 8082A IS		

Y Scaling: Method Defined: Set to Absolute Y Value

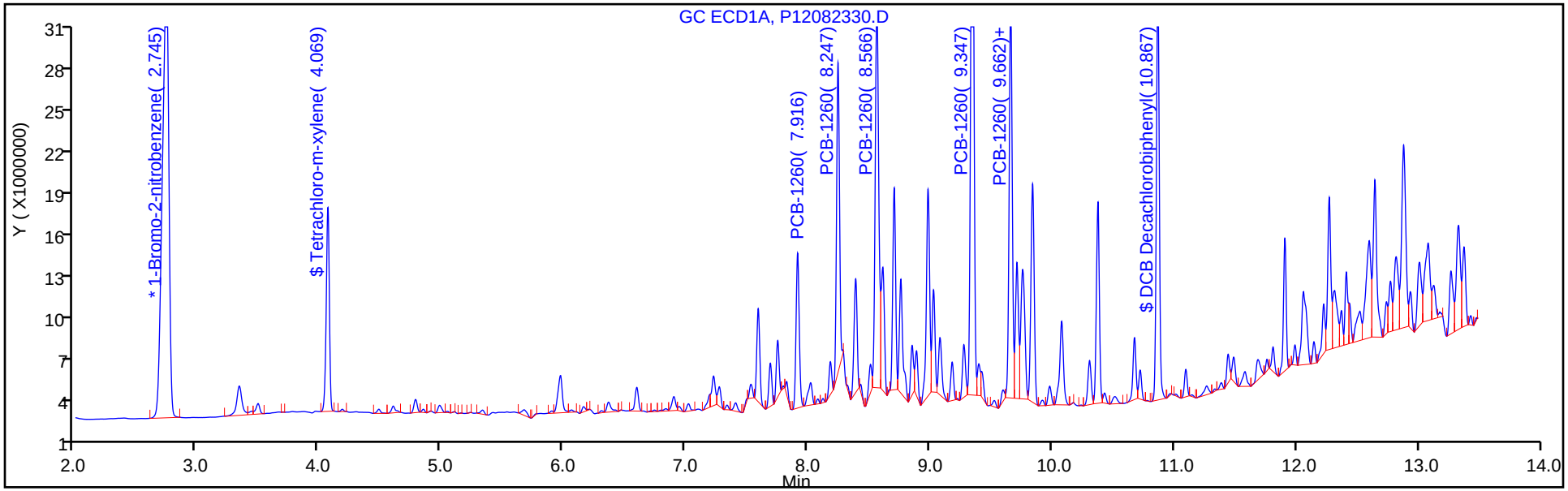

Y Scaling: Method Defined: Set to Absolute Y Value

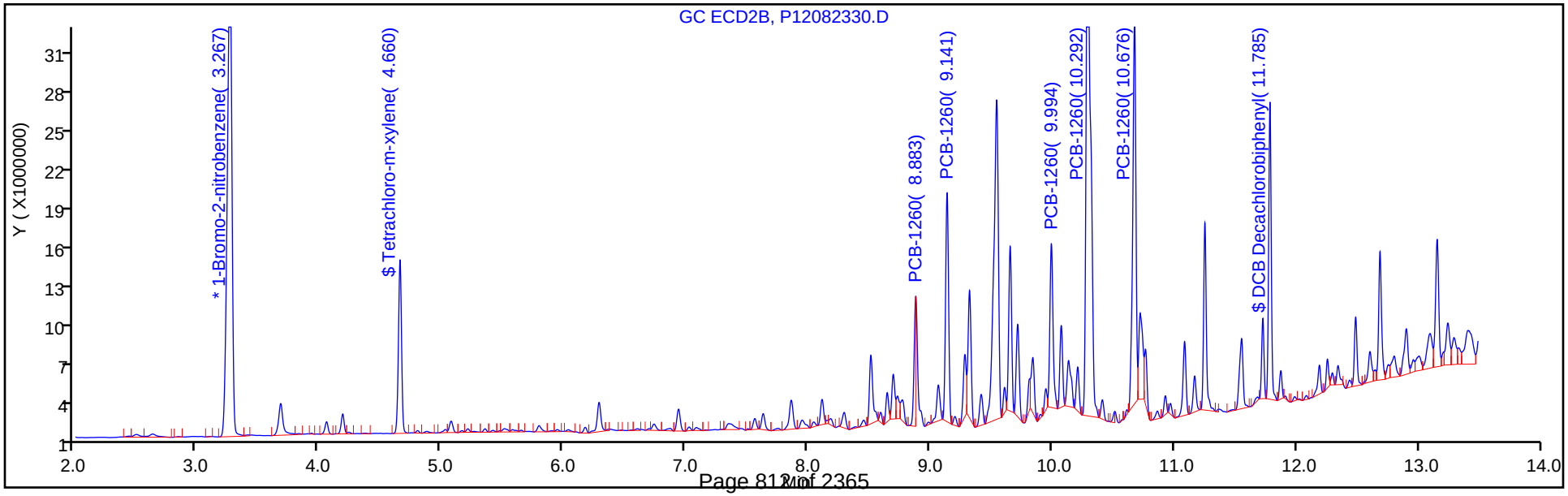

Report Date: 24-Aug-2018 08:41:16 Chrom Revision: 2.3 19-Jul-2018 15:14:50

TestAmerica Canton

Data File: \\ChromNA\Canton\ChromData\A2HP12\20180823-79178.b\P12082331.D

Injection Date:	23-Aug-2018 14:49:37	Instrument ID:	A2HP12	Operator ID:	
Lims ID:	240-100018-B-52-A	Lab Sample ID:	240-100018-52	Worklist Smp#:	31
Client ID:	CPP-SB-1835-0.0-0.5				
Injection Vol:	1.0 uL	Dil. Factor:	10.0000	ALS Bottle#:	31
Method:	PCB12IS	Limit Group:	GC 8082A IS		

Y Scaling: Method Defined: Set to Absolute Y Value

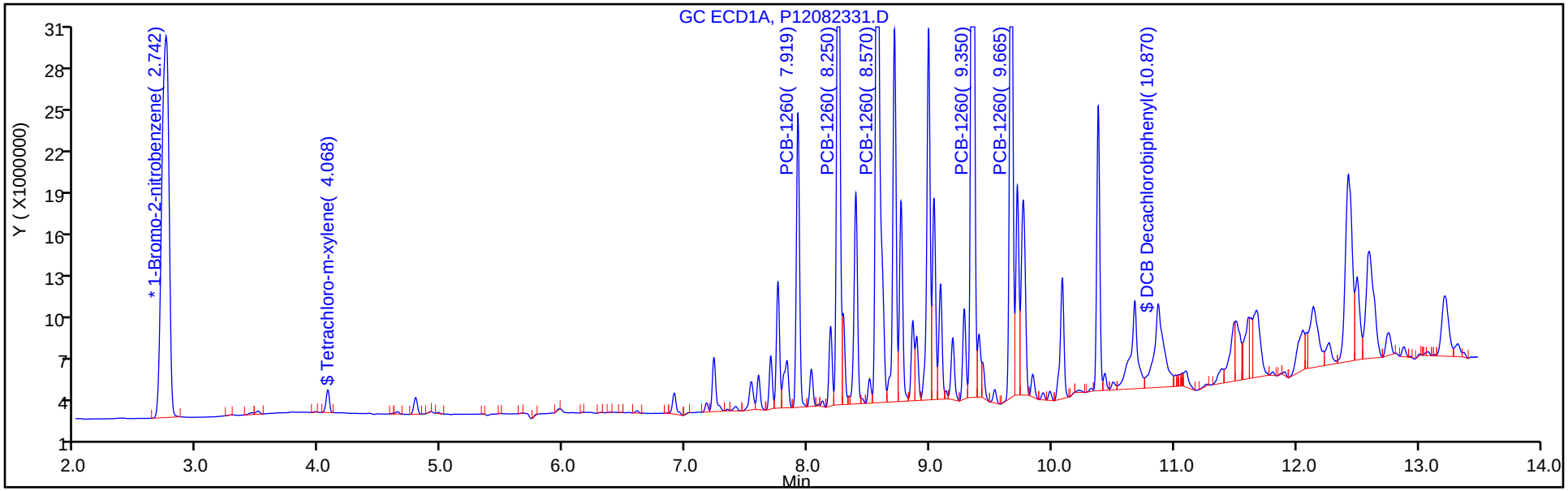

Y Scaling: Method Defined: Set to Absolute Y Value

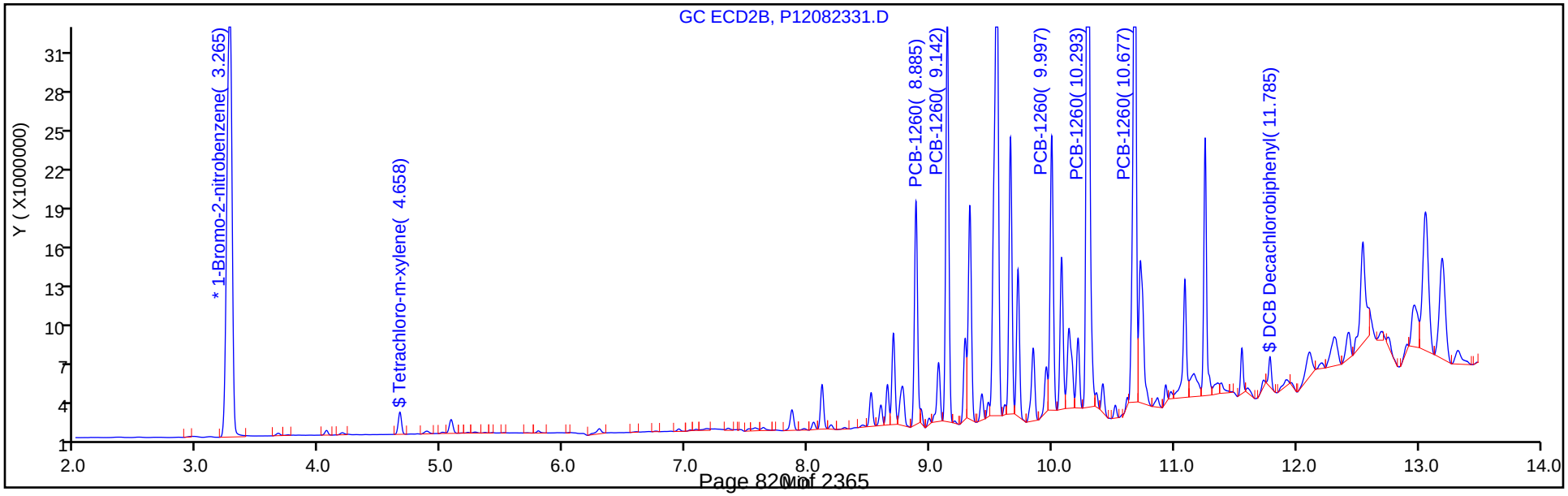

Report Date: 24-Aug-2018 08:41:19 Chrom Revision: 2.3 19-Jul-2018 15:14:50

TestAmerica Canton

Data File: \\ChromNA\Canton\ChromData\A2HP12\20180823-79178.b\P12082332.D

Injection Date:	23-Aug-2018 15:09:06	Instrument ID:	A2HP12	Operator ID:	
Lims ID:	240-100018-B-53-A	Lab Sample ID:	240-100018-53	Worklist Smp#:	32
Client ID:	CPP-SB-1835-0.5-1.0				
Injection Vol:	1.0 uL	Dil. Factor:	1.0000	ALS Bottle#:	32
Method:	PCB12IS	Limit Group:	GC 8082A IS		

Y Scaling: Method Defined: Set to Absolute Y Value

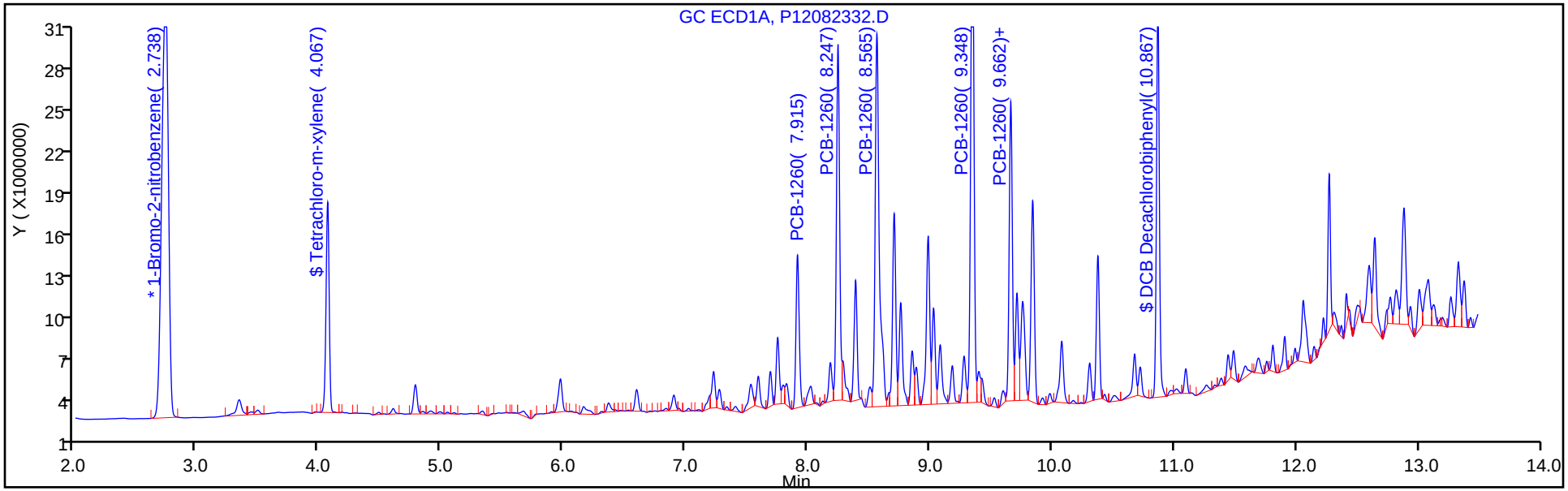

Y Scaling: Method Defined: Set to Absolute Y Value

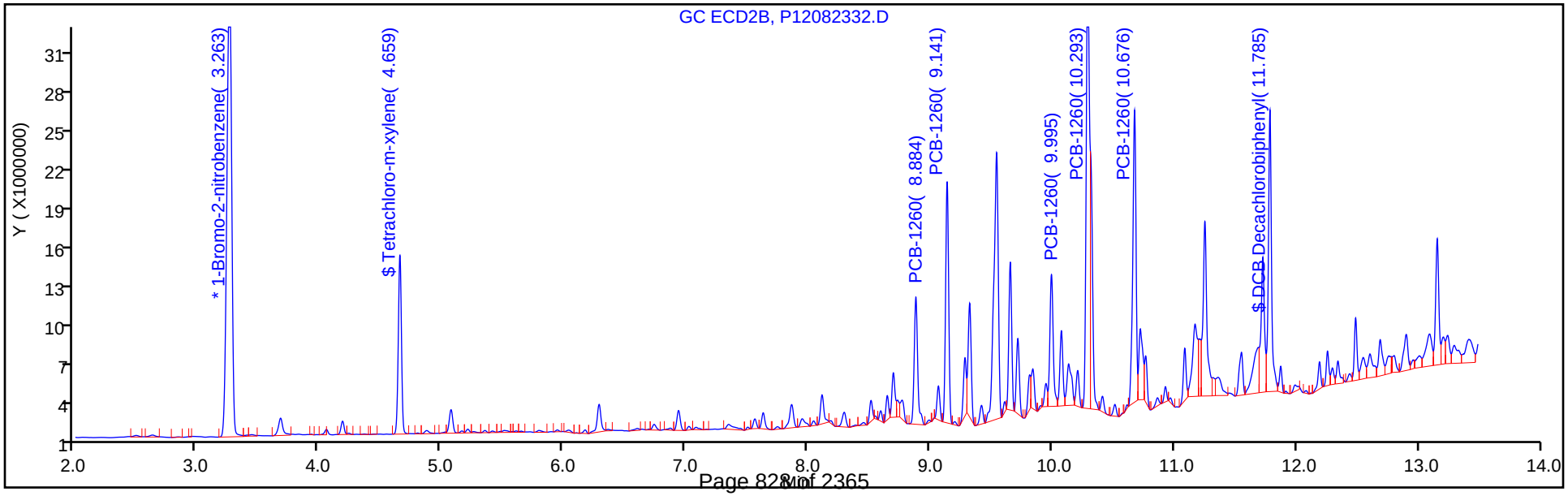

Report Date: 24-Aug-2018 08:41:21 Chrom Revision: 2.3 19-Jul-2018 15:14:50

TestAmerica Canton

Data File: \\ChromNA\Canton\ChromData\A2HP12\20180823-79178.b\P12082333.D

Injection Date:	23-Aug-2018 15:28:35	Instrument ID:	A2HP12	Operator ID:	
Lims ID:	240-100018-B-55-A	Lab Sample ID:	240-100018-55	Worklist Smp#:	33
Client ID:	CPP-SB-1836-0.0-0.5				
Injection Vol:	1.0 uL	Dil. Factor:	10.0000	ALS Bottle#:	33
Method:	PCB12IS	Limit Group:	GC 8082A IS		

Y Scaling: Method Defined: Set to Absolute Y Value

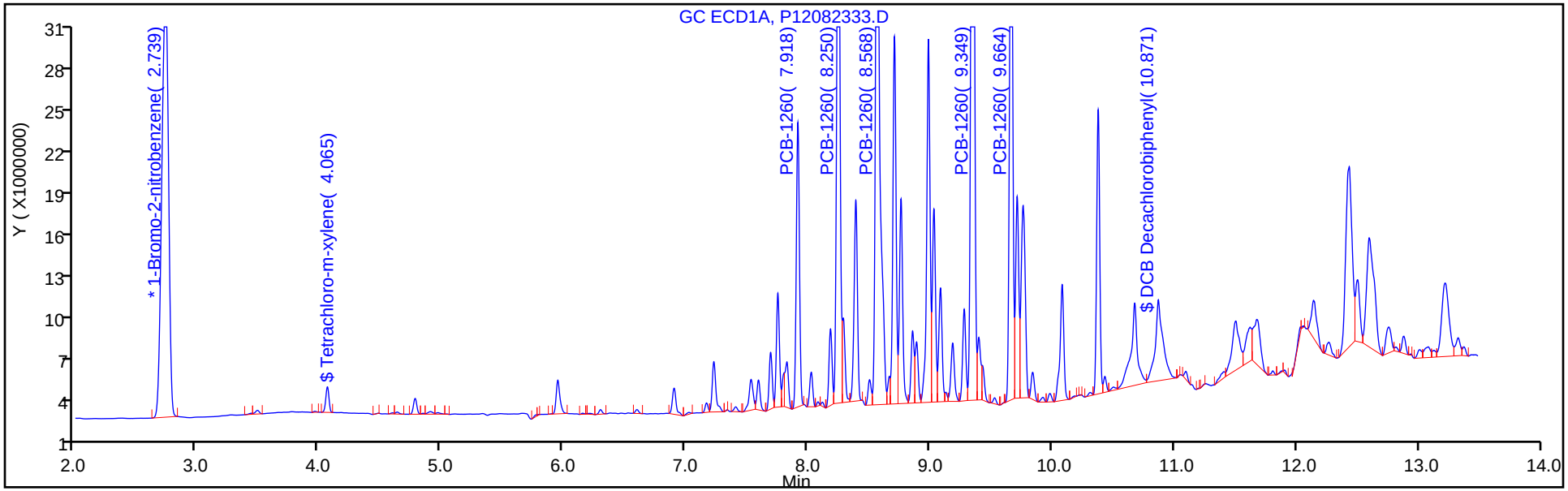

Y Scaling: Method Defined: Set to Absolute Y Value

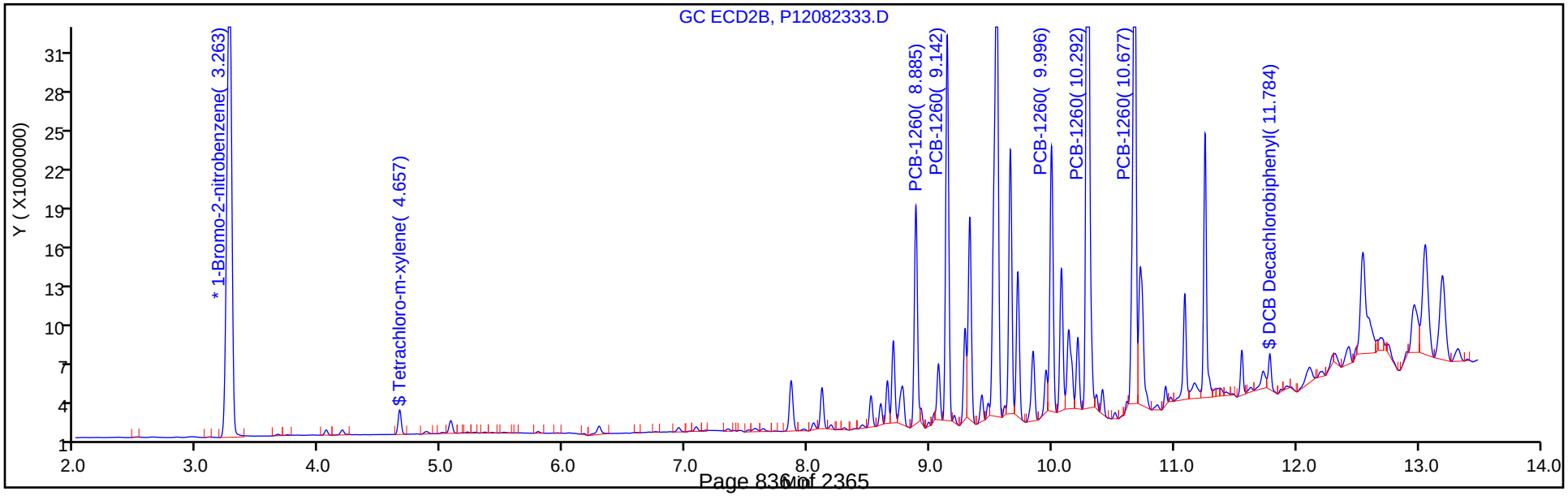

Report Date: 24-Aug-2018 08:41:23 Chrom Revision: 2.3 19-Jul-2018 15:14:50

TestAmerica Canton

Data File: \\ChromNA\Canton\ChromData\A2HP12\20180823-79178.b\P12082334.D

Injection Date:	23-Aug-2018 15:48:04	Instrument ID:	A2HP12	Operator ID:	
Lims ID:	240-100018-B-56-A	Lab Sample ID:	240-100018-56	Worklist Smp#:	34
Client ID:	CPP-SB-1836-0.5-1.0				
Injection Vol:	1.0 uL	Dil. Factor:	1.0000	ALS Bottle#:	34
Method:	PCB12IS	Limit Group:	GC 8082A IS		

Y Scaling: Method Defined: Set to Absolute Y Value

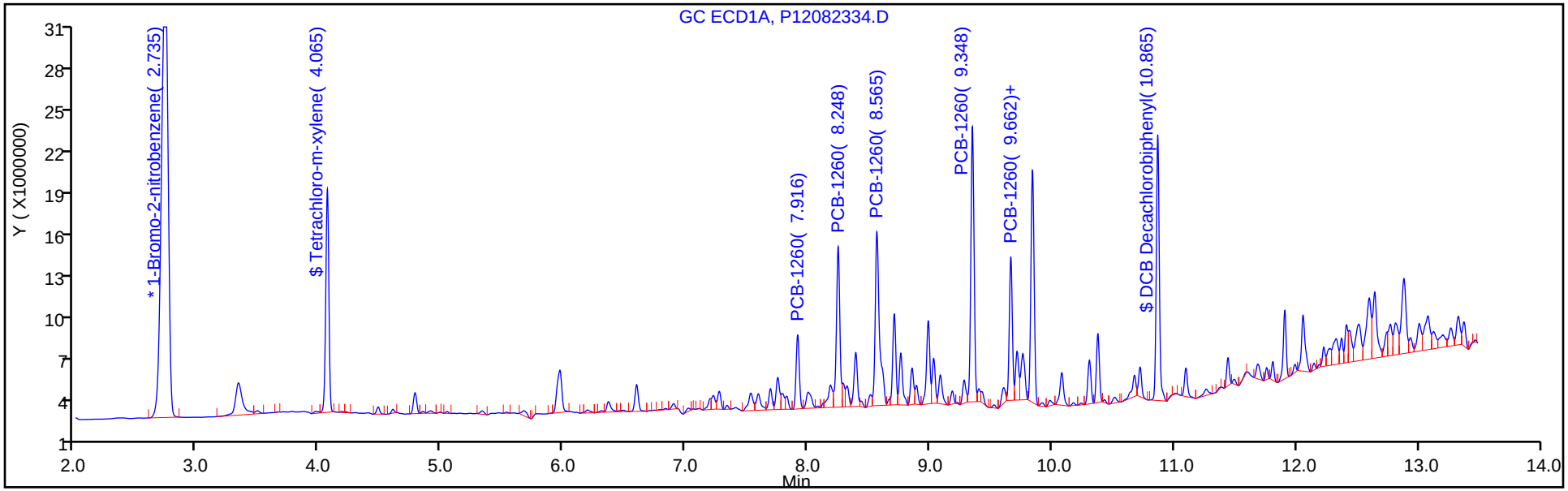

Y Scaling: Method Defined: Set to Absolute Y Value

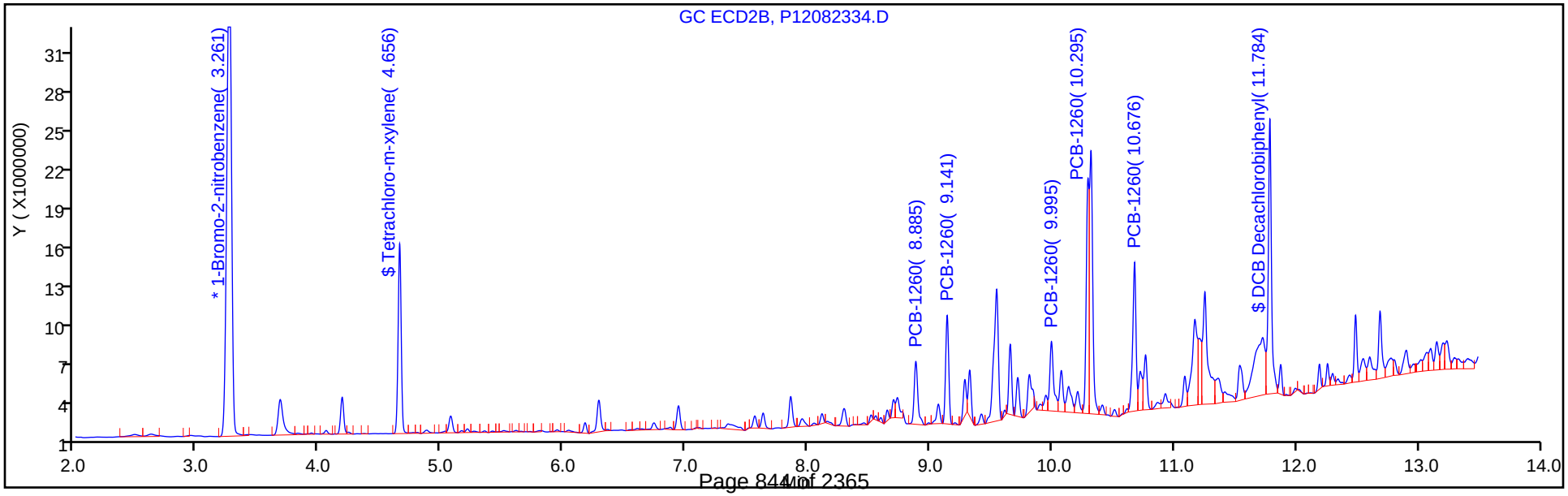

Report Date: 24-Aug-2018 08:41:25 Chrom Revision: 2.3 19-Jul-2018 15:14:50

TestAmerica Canton

Data File: \\ChromNA\Canton\ChromData\A2HP12\20180823-79178.b\P12082335.D

Injection Date:	23-Aug-2018 16:07:36	Instrument ID:	A2HP12	Operator ID:	
Lims ID:	240-100018-B-58-A	Lab Sample ID:	240-100018-58	Worklist Smp#:	35
Client ID:	CPP-SB-1837-0.0-0.5				
Injection Vol:	1.0 uL	Dil. Factor:	1.0000	ALS Bottle#:	35
Method:	PCB12IS	Limit Group:	GC 8082A IS		

Y Scaling: Method Defined: Set to Absolute Y Value

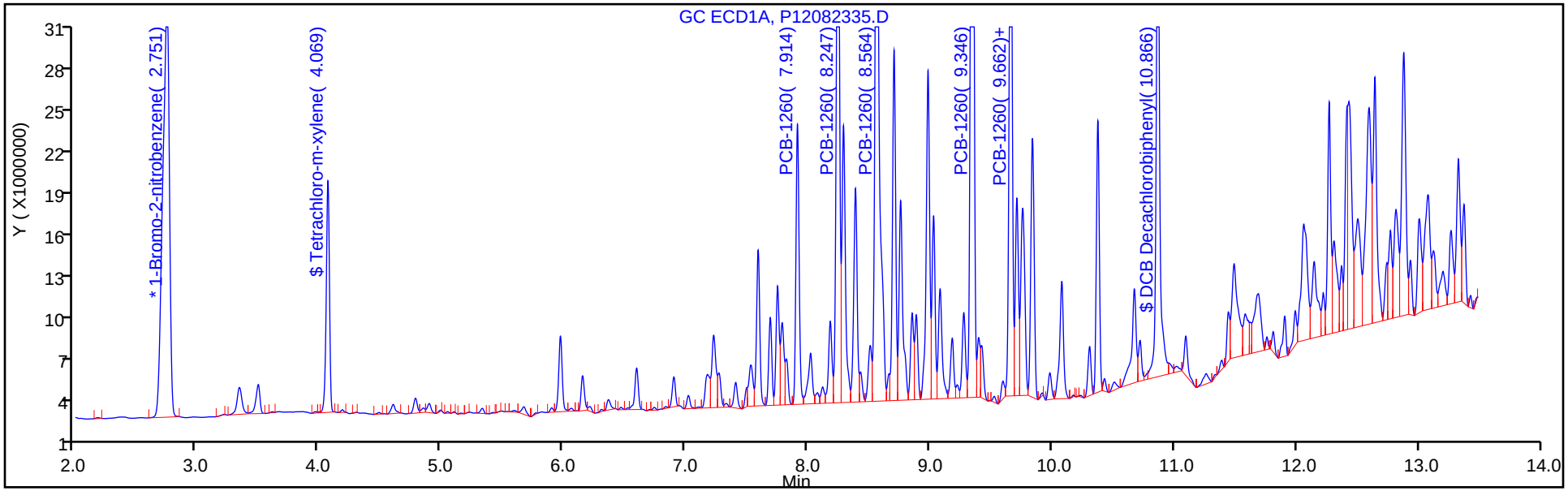

Y Scaling: Method Defined: Set to Absolute Y Value

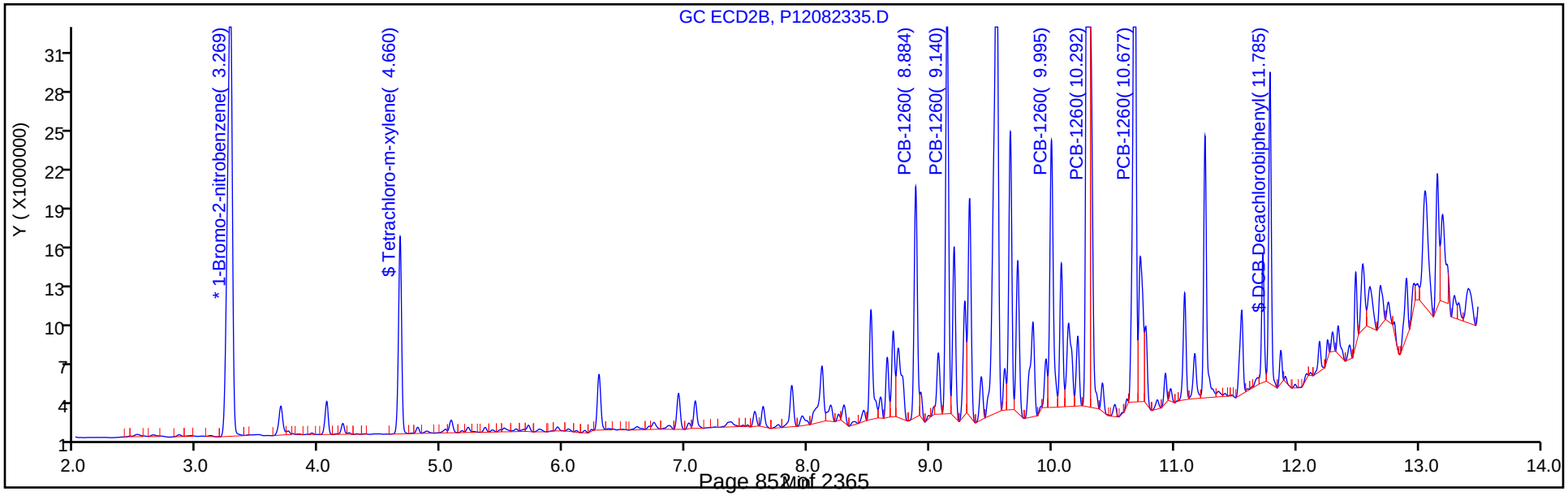

Report Date: 24-Aug-2018 05:44:12 Chrom Revision: 2.3 19-Jul-2018 15:14:50

TestAmerica Canton

Data File: \\ChromNA\Canton\ChromData\A2HP12\20180823-79205.b\P12082344.D

Injection Date:	23-Aug-2018 19:03:38	Instrument ID:	A2HP12	Operator ID:	
Lims ID:	240-100018-B-59-A	Lab Sample ID:	240-100018-59	Worklist Smp#:	9
Client ID:	CPP-SB-1837-0.5-1.0				
Injection Vol:	1.0 uL	Dil. Factor:	1.0000	ALS Bottle#:	44
Method:	PCB12IS	Limit Group:	GC 8082A IS		

Y Scaling: Method Defined: Set to Absolute Y Value

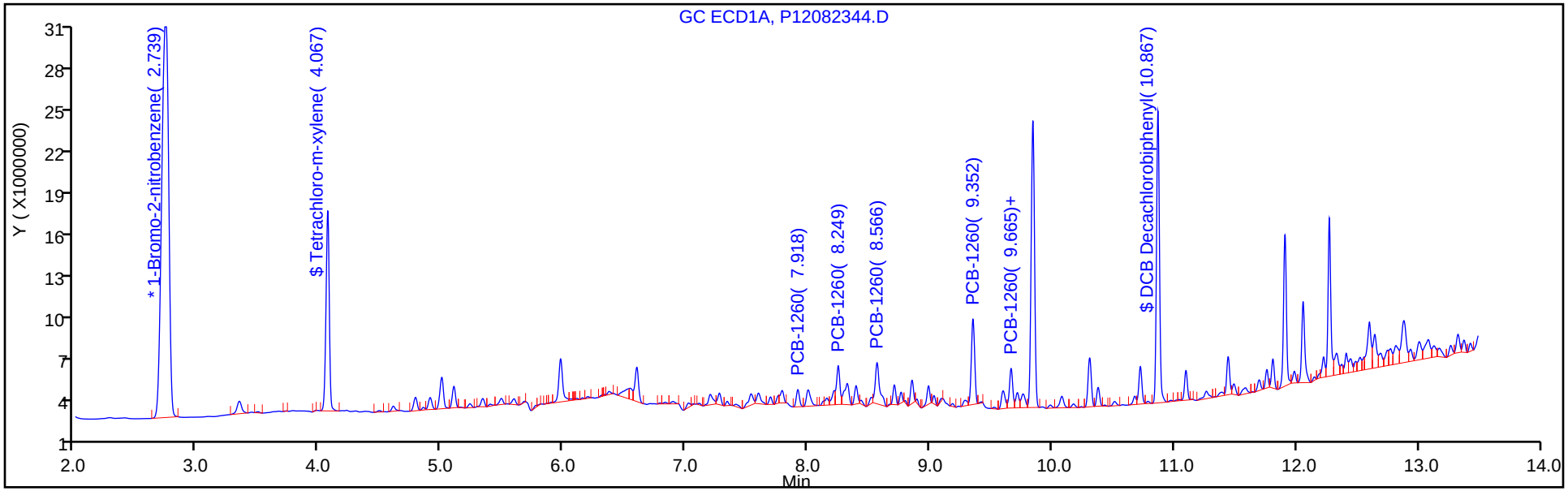

Y Scaling: Method Defined: Set to Absolute Y Value

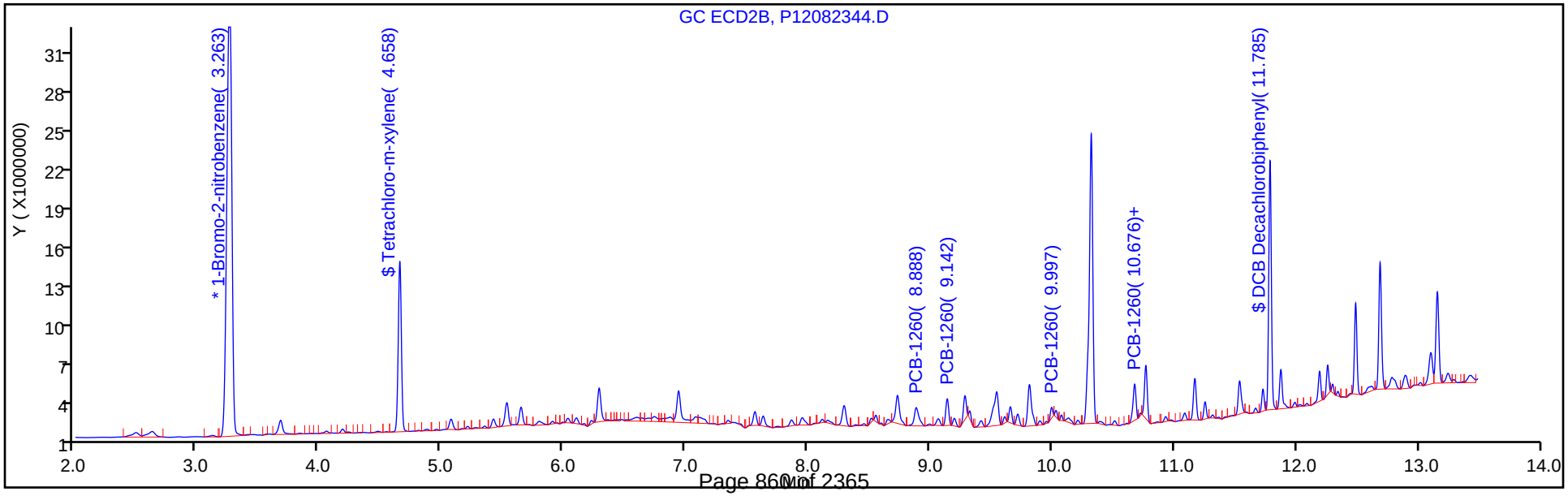

Report Date: 24-Aug-2018 05:44:15 Chrom Revision: 2.3 19-Jul-2018 15:14:50

TestAmerica Canton

Data File: \\ChromNA\Canton\ChromData\A2HP12\20180823-79205.b\P12082345.D

Injection Date:	23-Aug-2018 19:23:08	Instrument ID:	A2HP12	Operator ID:	
Lims ID:	240-100018-B-61-A	Lab Sample ID:	240-100018-61	Worklist Smp#:	10
Client ID:	CPP-SB-1838-0.0-0.5				
Injection Vol:	1.0 uL	Dil. Factor:	5.0000	ALS Bottle#:	45
Method:	PCB12IS	Limit Group:	GC 8082A IS		

Y Scaling: Method Defined: Set to Absolute Y Value

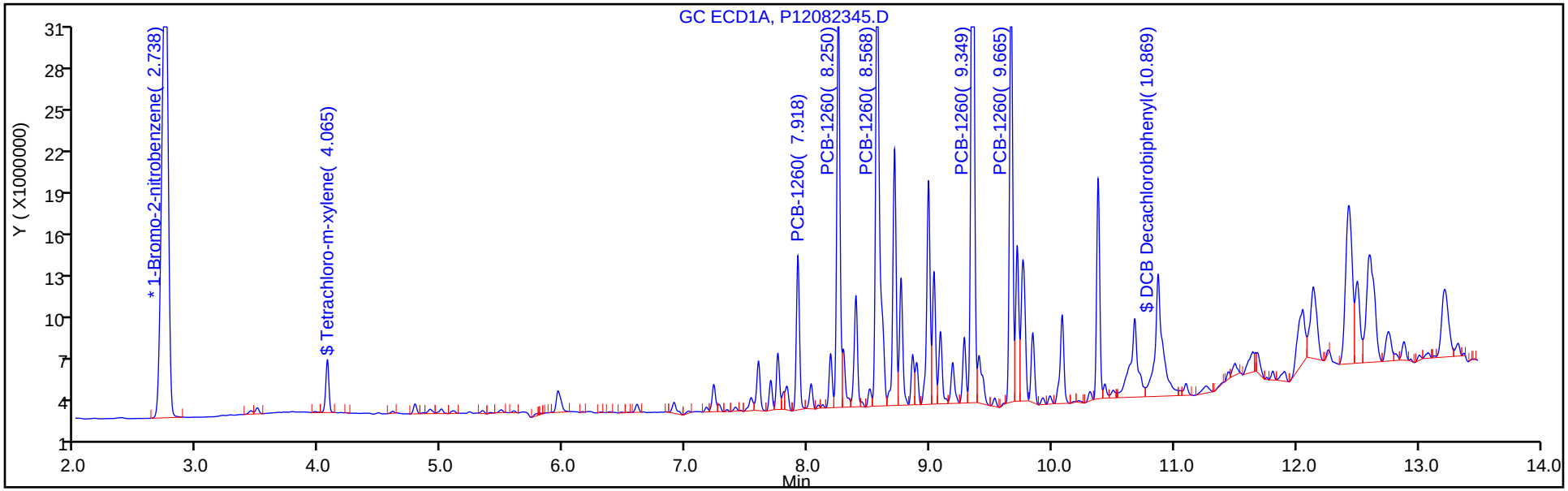

Y Scaling: Method Defined: Set to Absolute Y Value

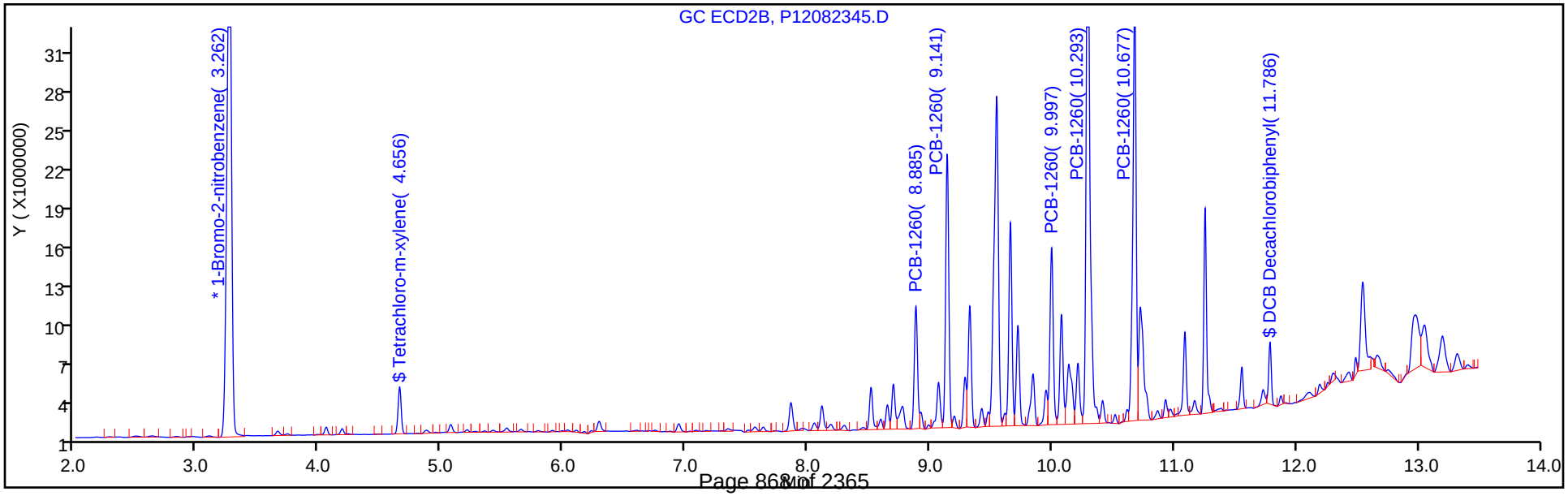

Report Date: 24-Aug-2018 05:44:22 Chrom Revision: 2.3 19-Jul-2018 15:14:50

TestAmerica Canton

Data File: \\ChromNA\Canton\ChromData\A2HP12\20180823-79205.b\P12082348.D

Injection Date:	23-Aug-2018 20:21:38	Instrument ID:	A2HP12	Operator ID:	
Lims ID:	240-100018-B-62-A	Lab Sample ID:	240-100018-62	Worklist Smp#:	13
Client ID:	CPP-SB-1838-0.5-1.0				
Injection Vol:	1.0 uL	Dil. Factor:	1.0000	ALS Bottle#:	48
Method:	PCB12IS	Limit Group:	GC 8082A IS		

Y Scaling: Method Defined: Set to Absolute Y Value

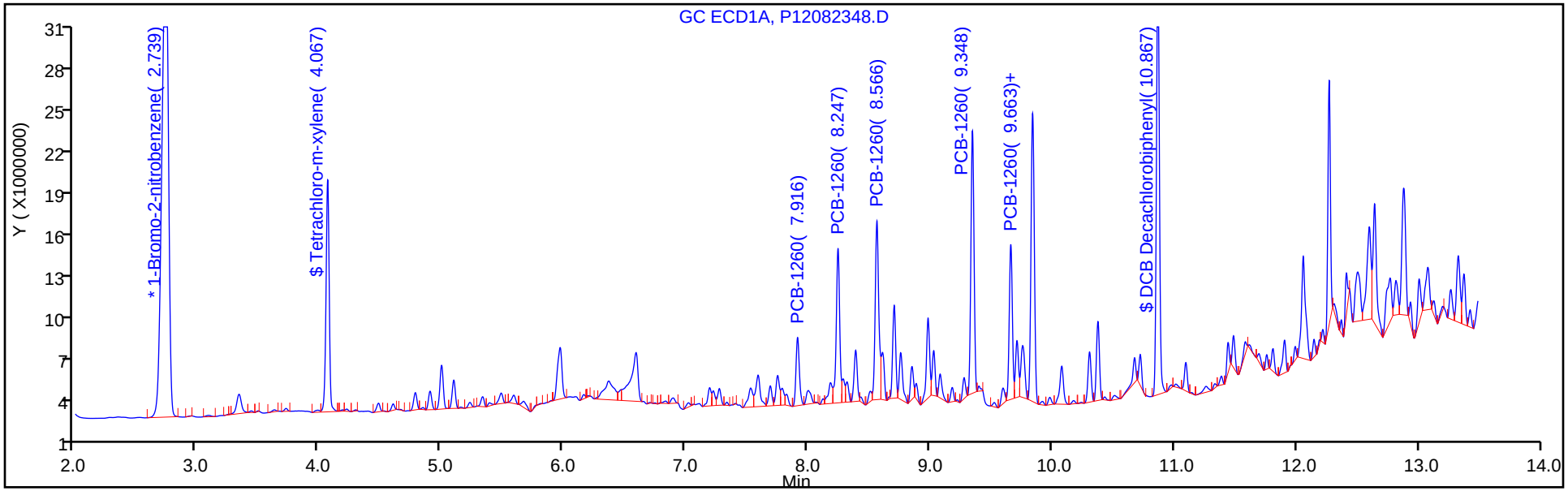

Y Scaling: Method Defined: Set to Absolute Y Value

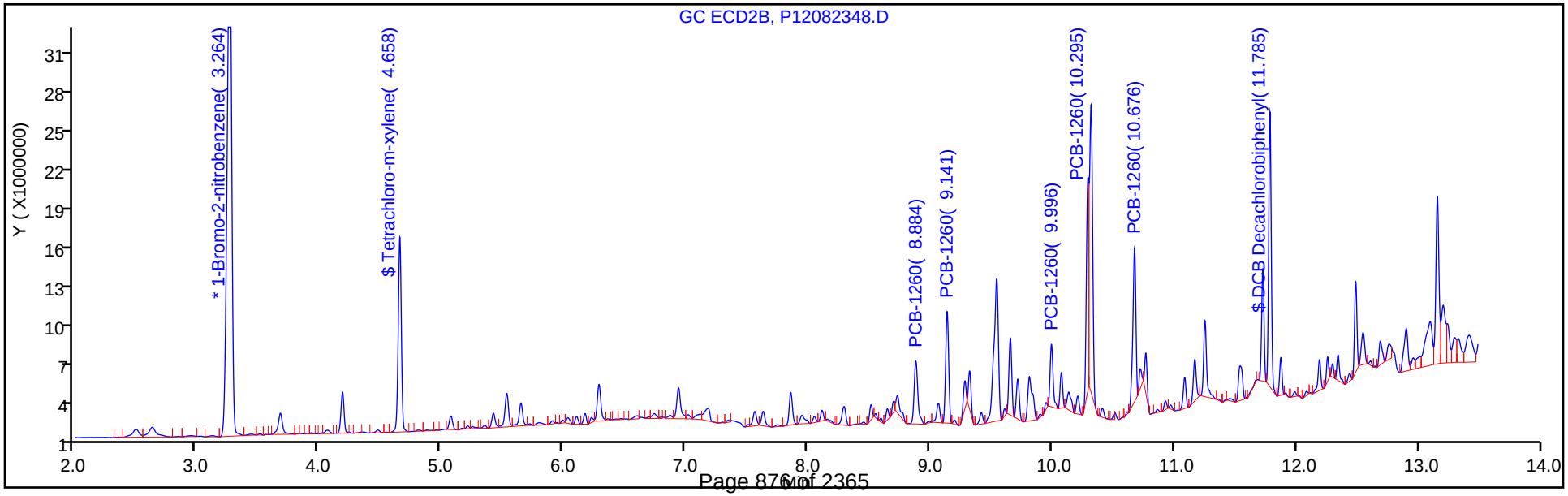

Report Date: 24-Aug-2018 05:44:24 Chrom Revision: 2.3 19-Jul-2018 15:14:50

TestAmerica Canton

Data File: \\ChromNA\Canton\ChromData\A2HP12\20180823-79205.b\P12082349.D

Injection Date:	23-Aug-2018 20:41:07	Instrument ID:	A2HP12	Operator ID:	
Lims ID:	240-100018-B-64-A	Lab Sample ID:	240-100018-64	Worklist Smp#:	14
Client ID:	CPP-SB-1839-0.0-0.5				
Injection Vol:	1.0 uL	Dil. Factor:	5.0000	ALS Bottle#:	49
Method:	PCB12IS	Limit Group:	GC 8082A IS		

Y Scaling: Method Defined: Set to Absolute Y Value

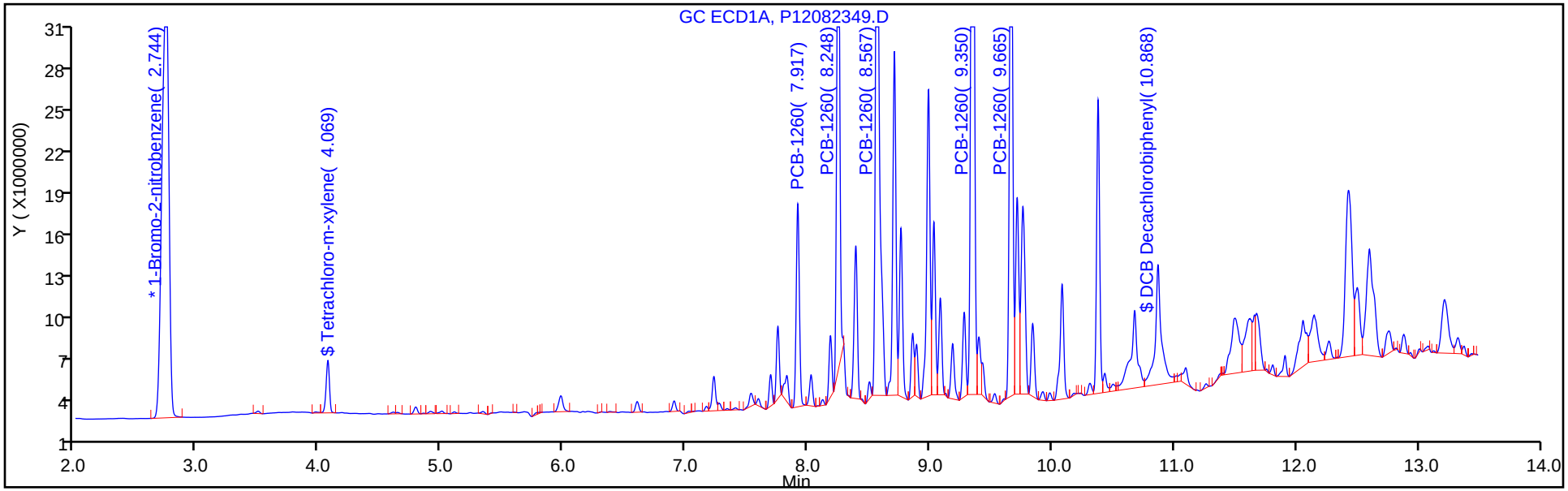

Y Scaling: Method Defined: Set to Absolute Y Value

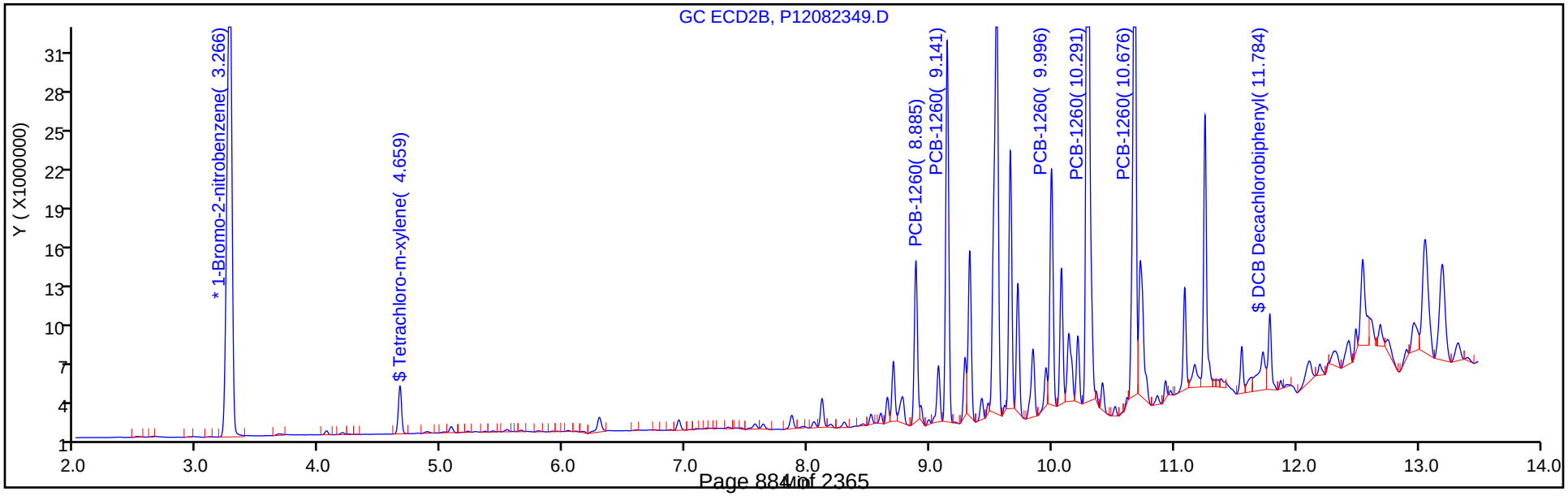

Report Date: 24-Aug-2018 05:44:26 Chrom Revision: 2.3 19-Jul-2018 15:14:50

TestAmerica Canton

Data File: \\ChromNA\Canton\ChromData\A2HP12\20180823-79205.b\P12082350.D

Injection Date:	23-Aug-2018 21:00:43	Instrument ID:	A2HP12	Operator ID:	
Lims ID:	240-100018-B-65-A	Lab Sample ID:	240-100018-65	Worklist Smp#:	15
Client ID:	CPP-SB-1839-0.5-1.0				
Injection Vol:	1.0 uL	Dil. Factor:	1.0000	ALS Bottle#:	50
Method:	PCB12IS	Limit Group:	GC 8082A IS		

Y Scaling: Method Defined: Set to Absolute Y Value

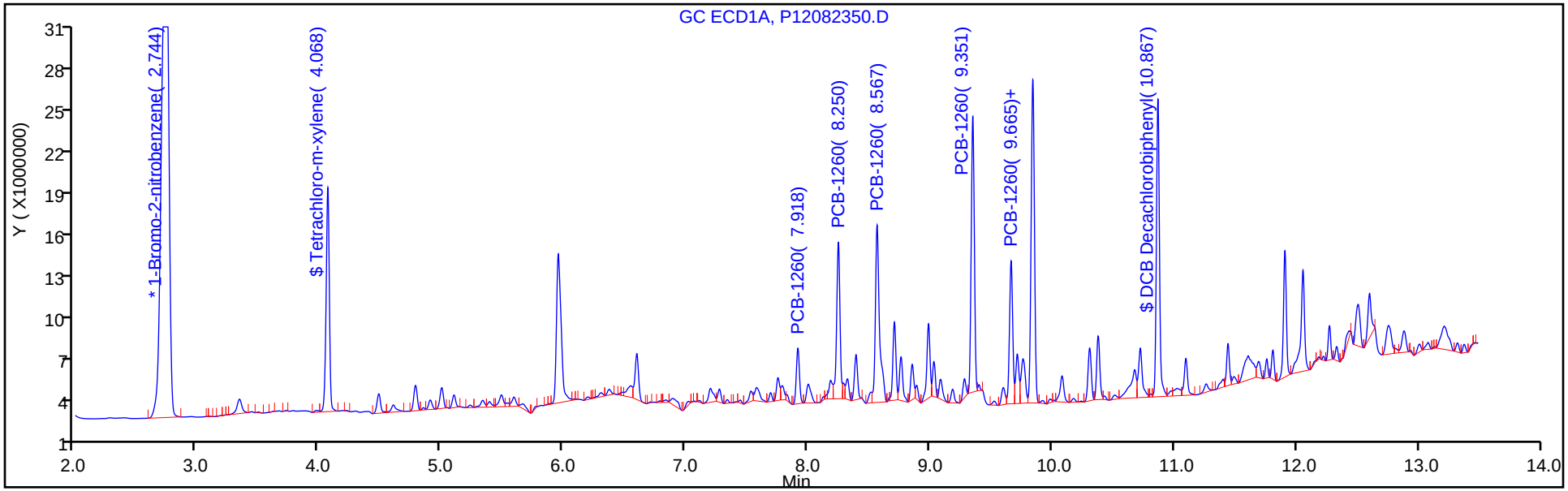

Y Scaling: Method Defined: Set to Absolute Y Value

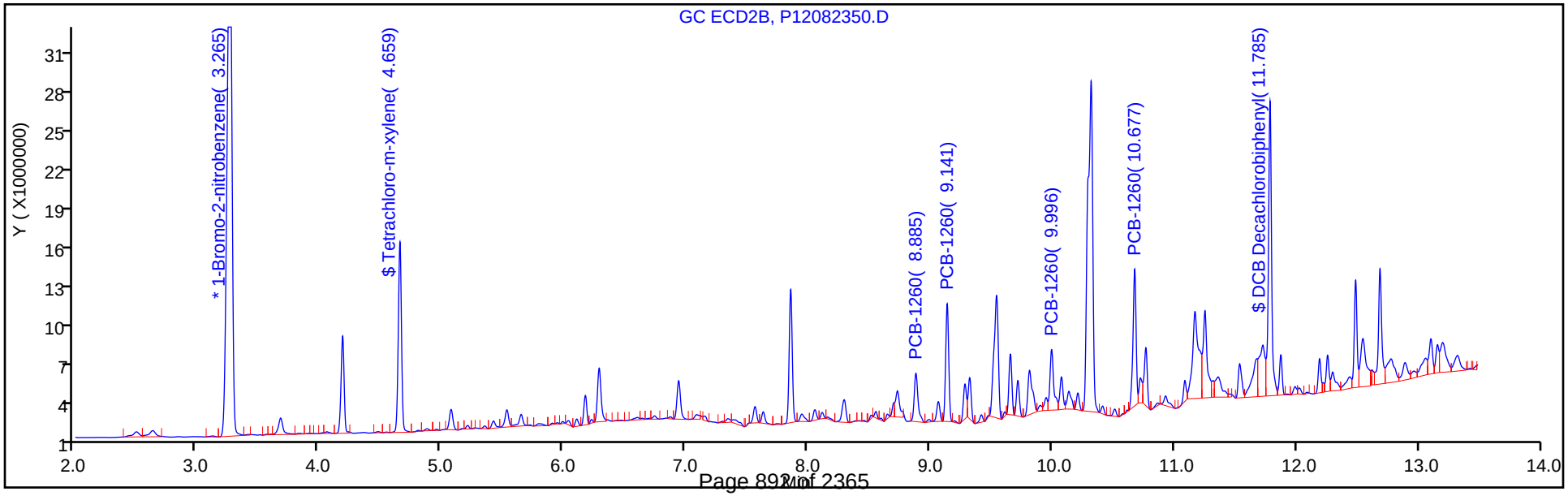

Report Date: 24-Aug-2018 05:44:28 Chrom Revision: 2.3 19-Jul-2018 15:14:50

TestAmerica Canton

Data File: \\ChromNA\Canton\ChromData\A2HP12\20180823-79205.b\P12082351.D

Injection Date:	23-Aug-2018 21:20:14	Instrument ID:	A2HP12	Operator ID:	
Lims ID:	240-100018-B-67-A	Lab Sample ID:	240-100018-67	Worklist Smp#:	16
Client ID:	CPP-SB-1840-0.0-0.5				
Injection Vol:	1.0 uL	Dil. Factor:	5.0000	ALS Bottle#:	51
Method:	PCB12IS	Limit Group:	GC 8082A IS		

Y Scaling: Method Defined: Set to Absolute Y Value

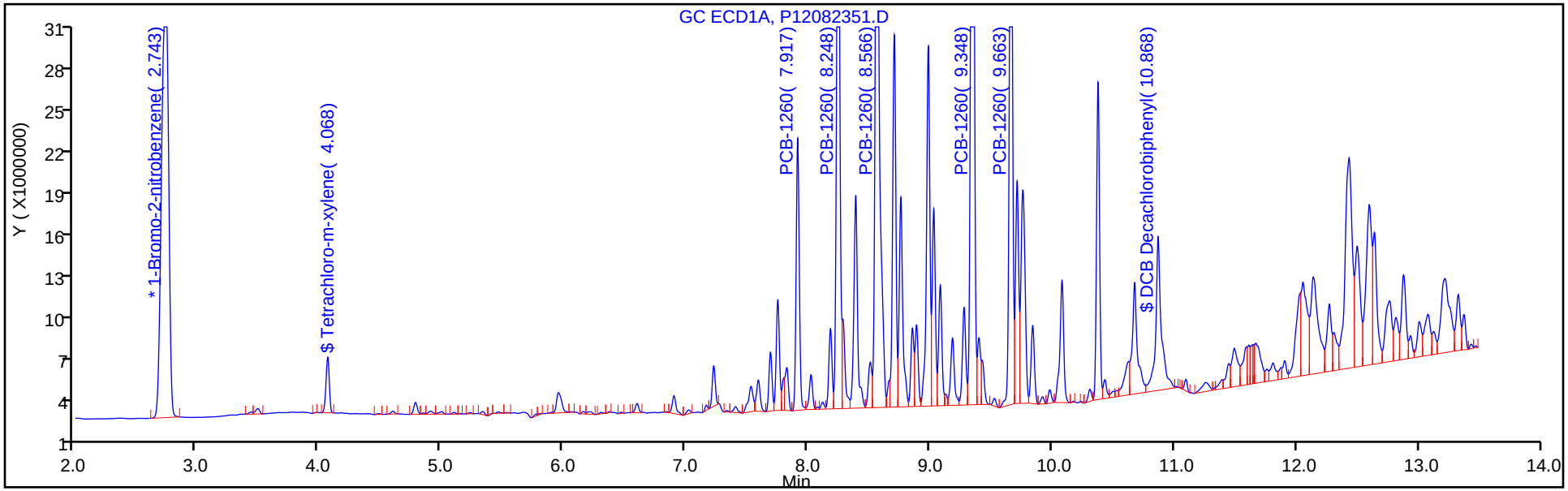

Y Scaling: Method Defined: Set to Absolute Y Value

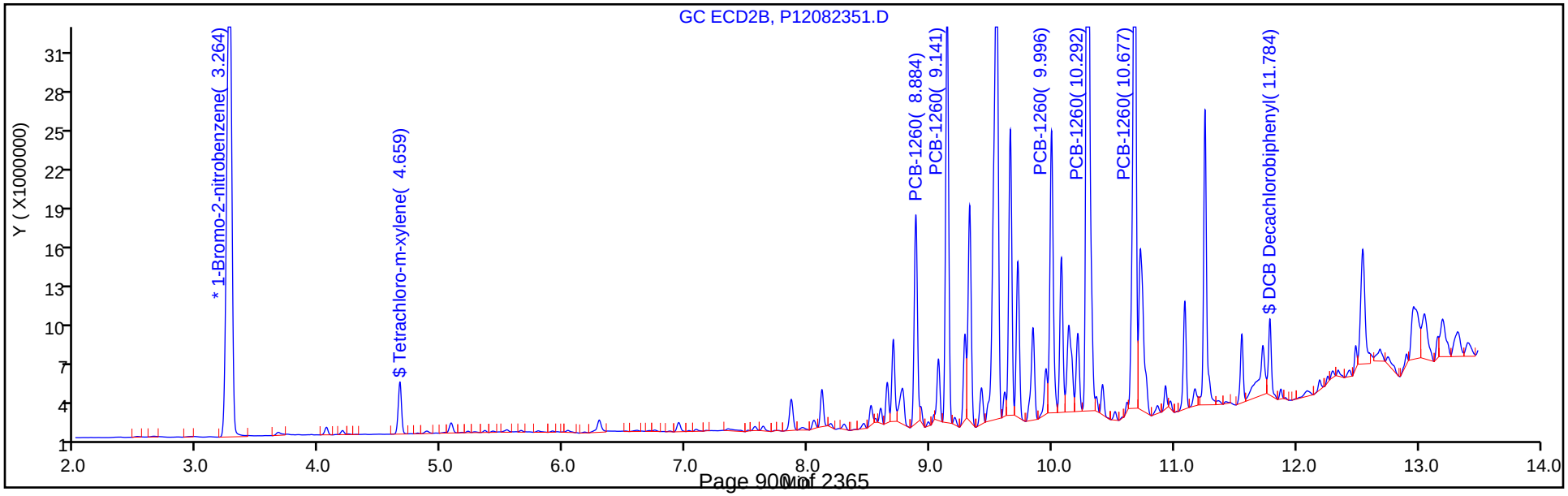

Report Date: 24-Aug-2018 05:44:31 Chrom Revision: 2.3 19-Jul-2018 15:14:50

TestAmerica Canton

Data File: \\ChromNA\Canton\ChromData\A2HP12\20180823-79205.b\P12082352.D

Injection Date:	23-Aug-2018 21:39:46	Instrument ID:	A2HP12	Operator ID:	
Lims ID:	240-100018-B-68-A	Lab Sample ID:	240-100018-68	Worklist Smp#:	17
Client ID:	CPP-SB-1840-0.5-1.0				
Injection Vol:	1.0 uL	Dil. Factor:	1.0000	ALS Bottle#:	52
Method:	PCB12IS	Limit Group:	GC 8082A IS		

Y Scaling: Method Defined: Set to Absolute Y Value

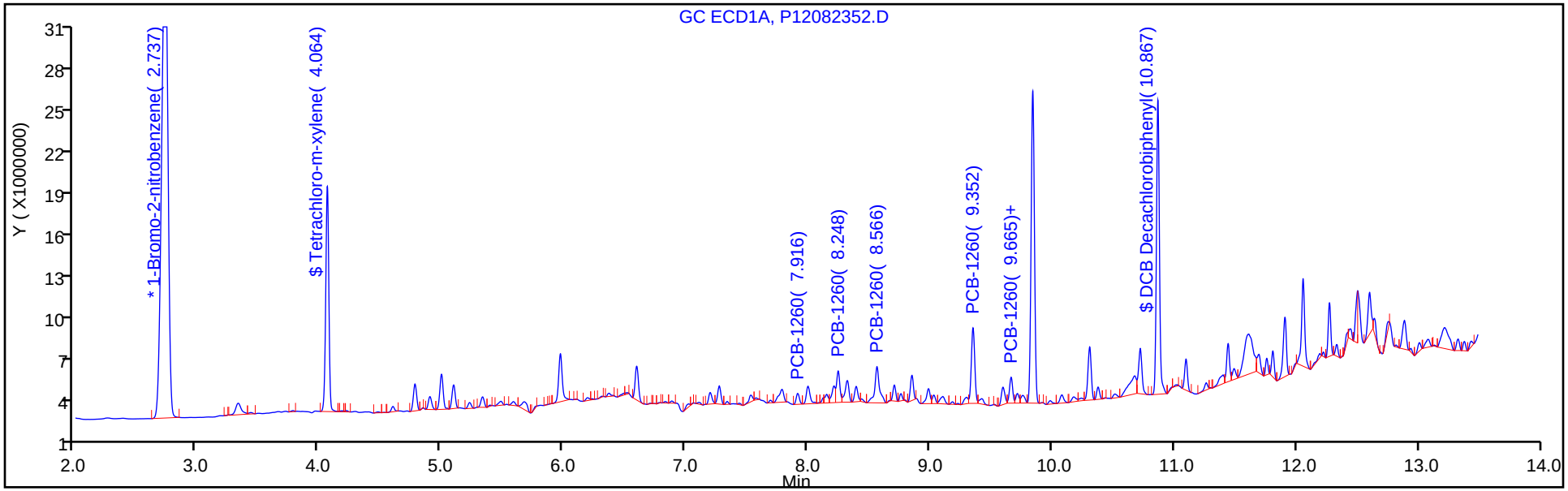

Y Scaling: Method Defined: Set to Absolute Y Value

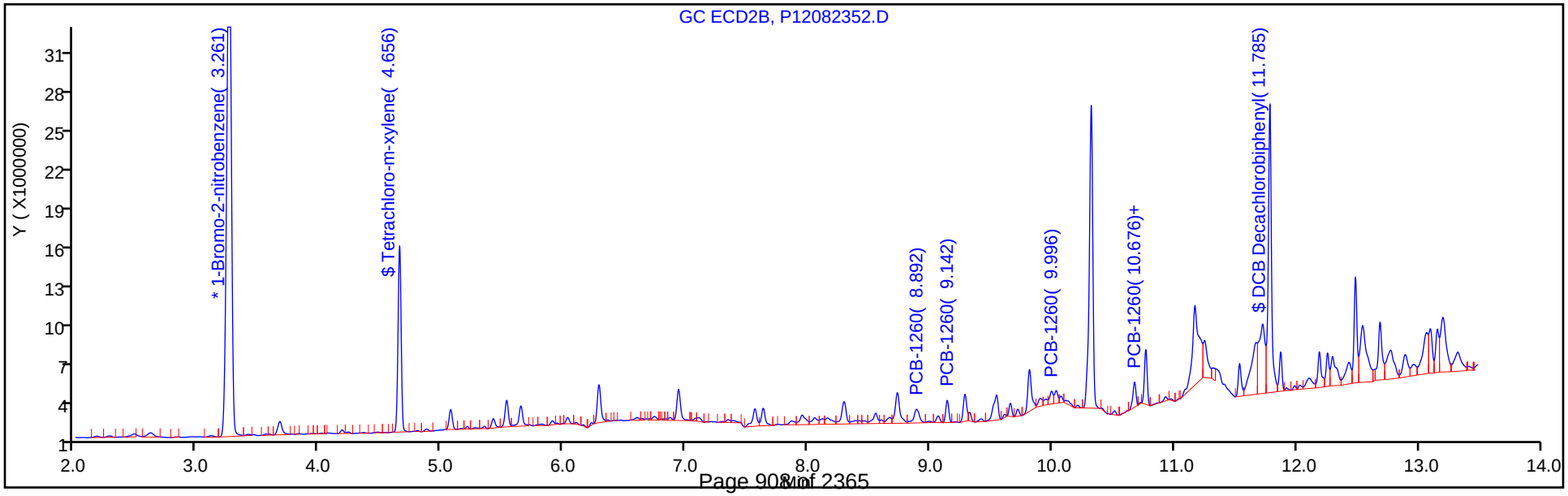

Report Date: 24-Aug-2018 05:44:33 Chrom Revision: 2.3 19-Jul-2018 15:14:50

TestAmerica Canton

Data File: \\ChromNA\Canton\ChromData\A2HP12\20180823-79205.b\P12082353.D

Injection Date:	23-Aug-2018 21:59:14	Instrument ID:	A2HP12	Operator ID:	
Lims ID:	240-100018-B-70-A	Lab Sample ID:	240-100018-70	Worklist Smp#:	18
Client ID:	CPP-SB-1841-0.0-0.5				
Injection Vol:	1.0 uL	Dil. Factor:	5.0000	ALS Bottle#:	53
Method:	PCB12IS	Limit Group:	GC 8082A IS		

Y Scaling: Method Defined: Set to Absolute Y Value

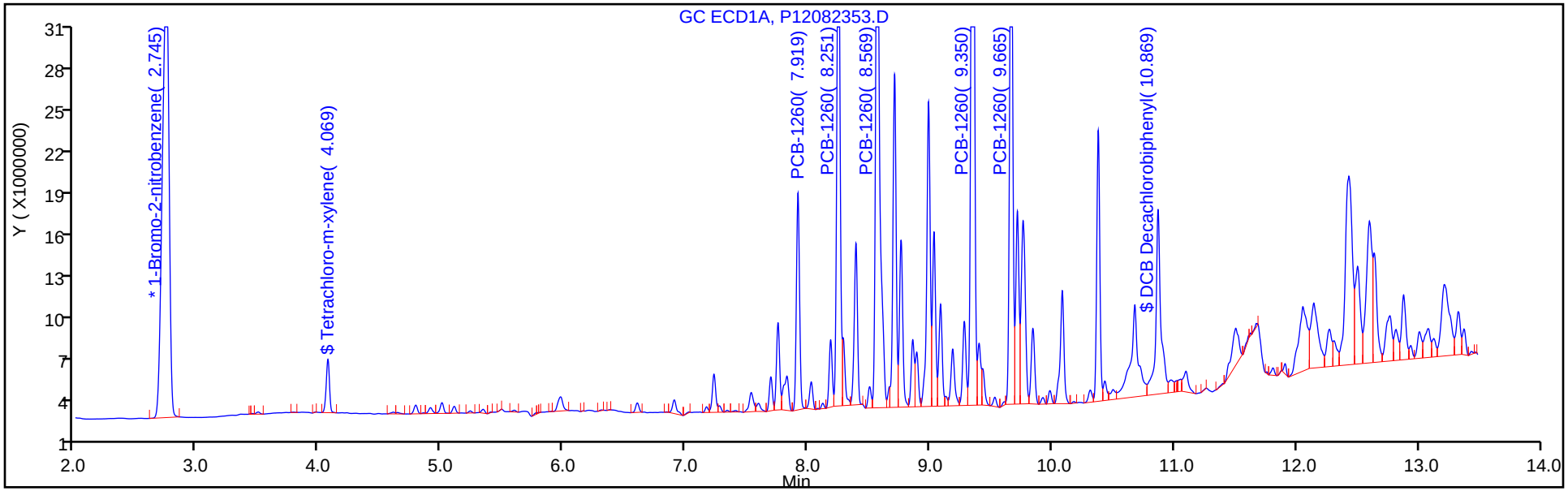

Y Scaling: Method Defined: Set to Absolute Y Value

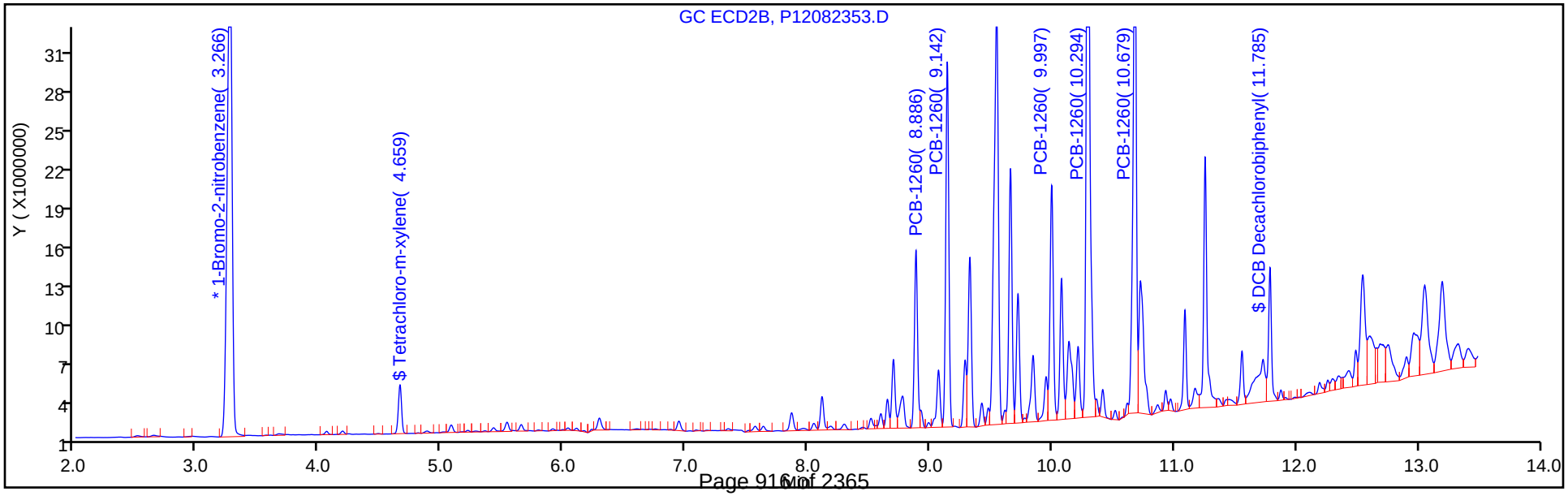

Report Date: 24-Aug-2018 05:44:35 Chrom Revision: 2.3 19-Jul-2018 15:14:50

TestAmerica Canton

Data File: \\ChromNA\Canton\ChromData\A2HP12\20180823-79205.b\P12082354.D

Injection Date:	23-Aug-2018 22:18:42	Instrument ID:	A2HP12	Operator ID:	
Lims ID:	240-100018-B-71-A	Lab Sample ID:	240-100018-71	Worklist Smp#:	19
Client ID:	CPP-SB-1841-0.5-1.0				
Injection Vol:	1.0 uL	Dil. Factor:	1.0000	ALS Bottle#:	54
Method:	PCB12IS	Limit Group:	GC 8082A IS		

Y Scaling: Method Defined: Set to Absolute Y Value

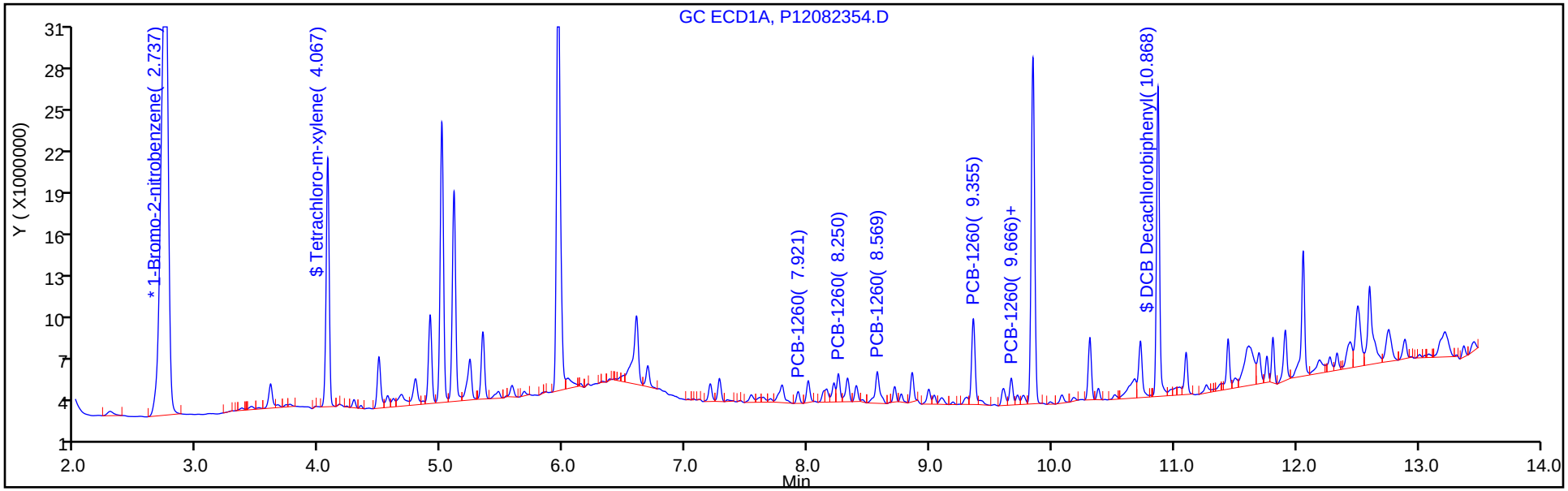

Y Scaling: Method Defined: Set to Absolute Y Value

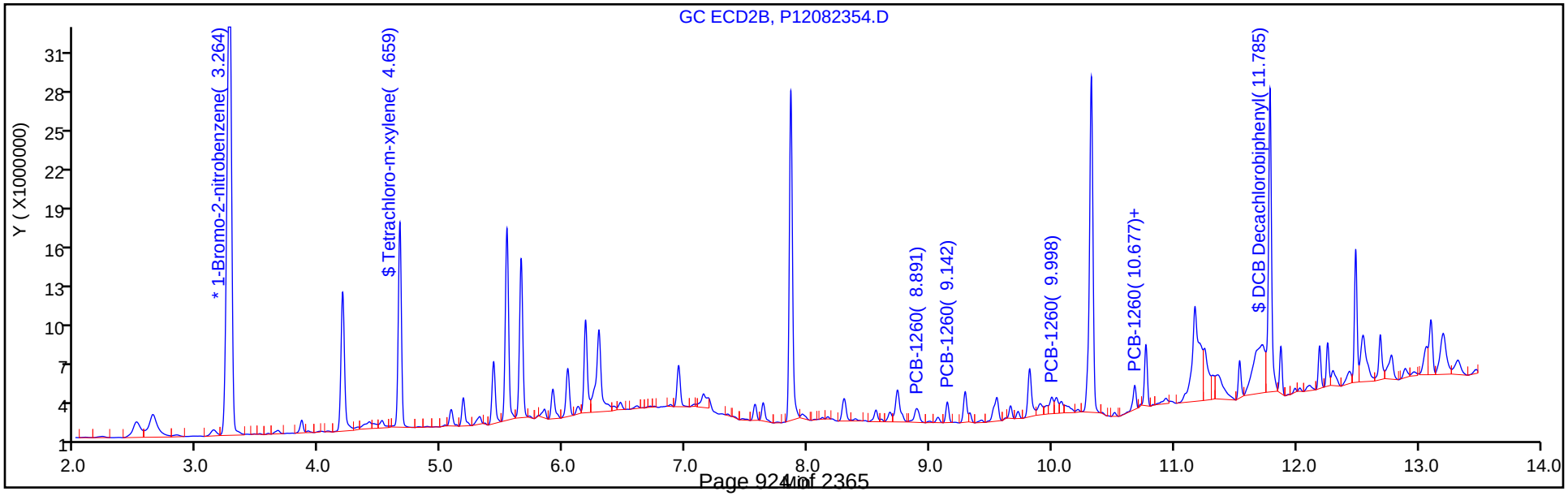

Report Date: 24-Aug-2018 05:44:37 Chrom Revision: 2.3 19-Jul-2018 15:14:50

TestAmerica Canton

Data File: \\ChromNA\Canton\ChromData\A2HP12\20180823-79205.b\P12082355.D

Injection Date:	23-Aug-2018 22:38:12	Instrument ID:	A2HP12	Operator ID:	
Lims ID:	240-100018-B-73-A	Lab Sample ID:	240-100018-73	Worklist Smp#:	20
Client ID:	CPP-SB-1842-0.0-0.5				
Injection Vol:	1.0 uL	Dil. Factor:	5.0000	ALS Bottle#:	55
Method:	PCB12IS	Limit Group:	GC 8082A IS		

Y Scaling: Method Defined: Set to Absolute Y Value

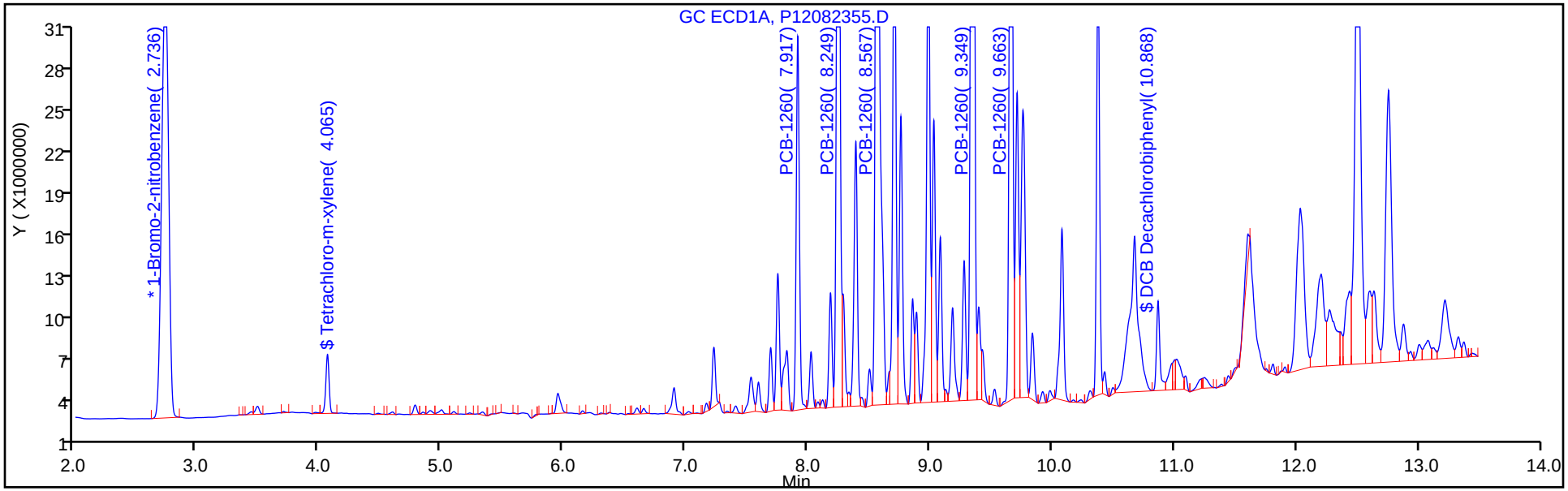

Y Scaling: Method Defined: Set to Absolute Y Value

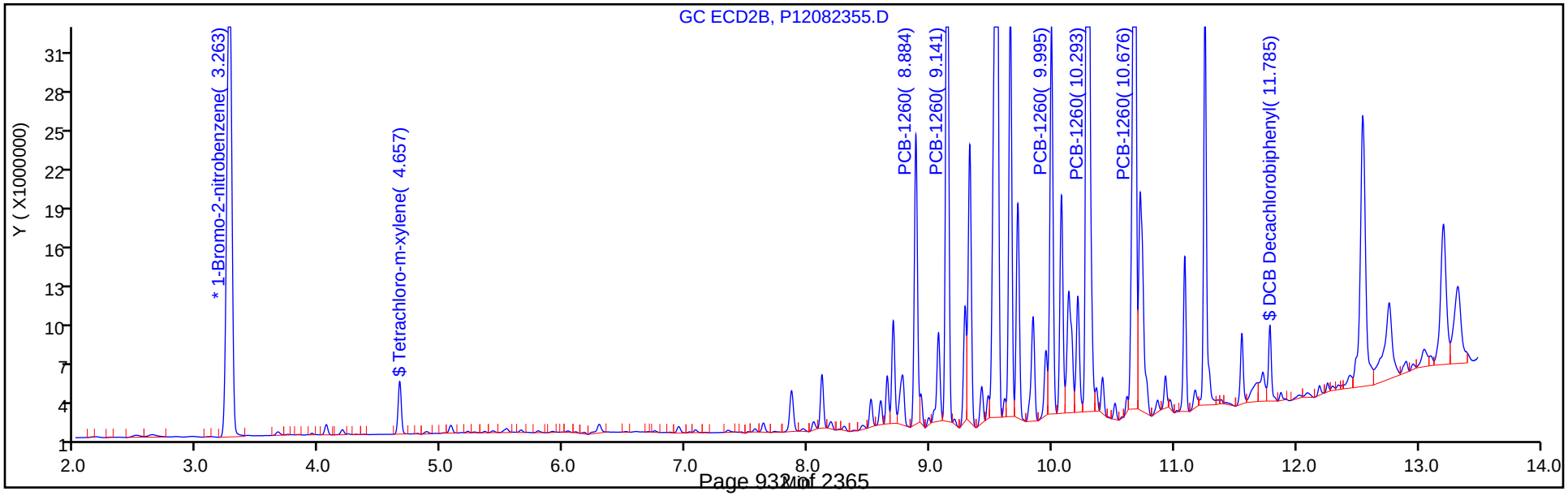

Report Date: 24-Aug-2018 05:44:39 Chrom Revision: 2.3 19-Jul-2018 15:14:50

TestAmerica Canton

Data File: \\ChromNA\Canton\ChromData\A2HP12\20180823-79205.b\P12082356.D

Injection Date:	23-Aug-2018 22:57:42	Instrument ID:	A2HP12	Operator ID:	
Lims ID:	240-100018-B-74-A	Lab Sample ID:	240-100018-74	Worklist Smp#:	21
Client ID:	CPP-SB-1842-0.5-1.0				
Injection Vol:	1.0 uL	Dil. Factor:	1.0000	ALS Bottle#:	56
Method:	PCB12IS	Limit Group:	GC 8082A IS		

Y Scaling: Method Defined: Set to Absolute Y Value

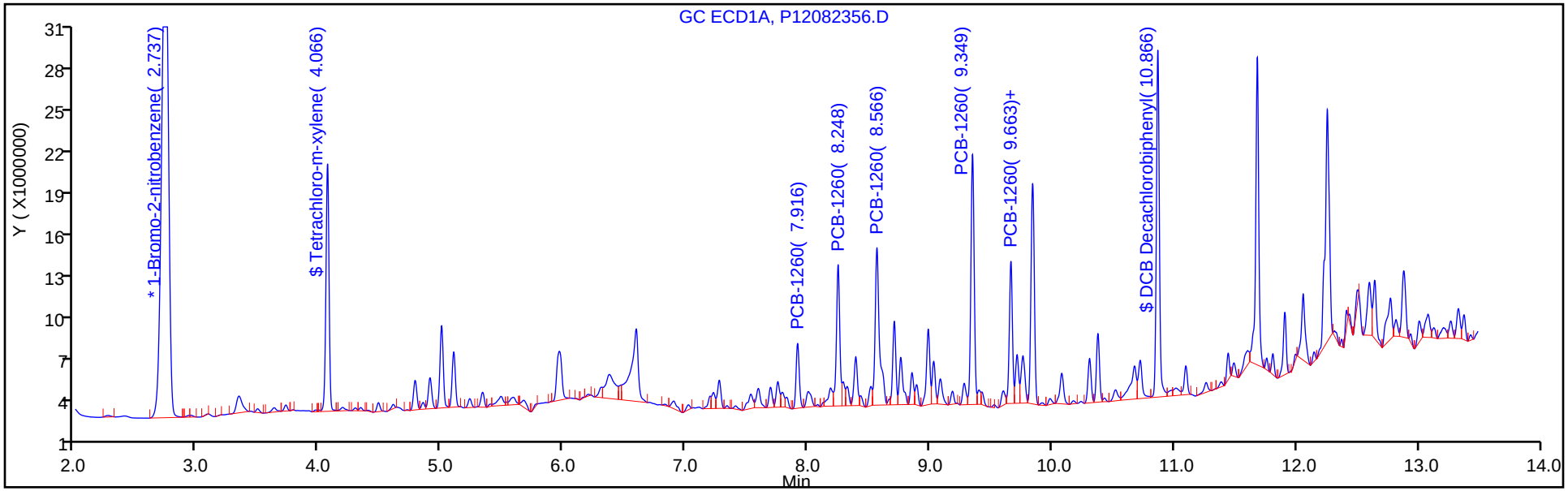

Y Scaling: Method Defined: Set to Absolute Y Value

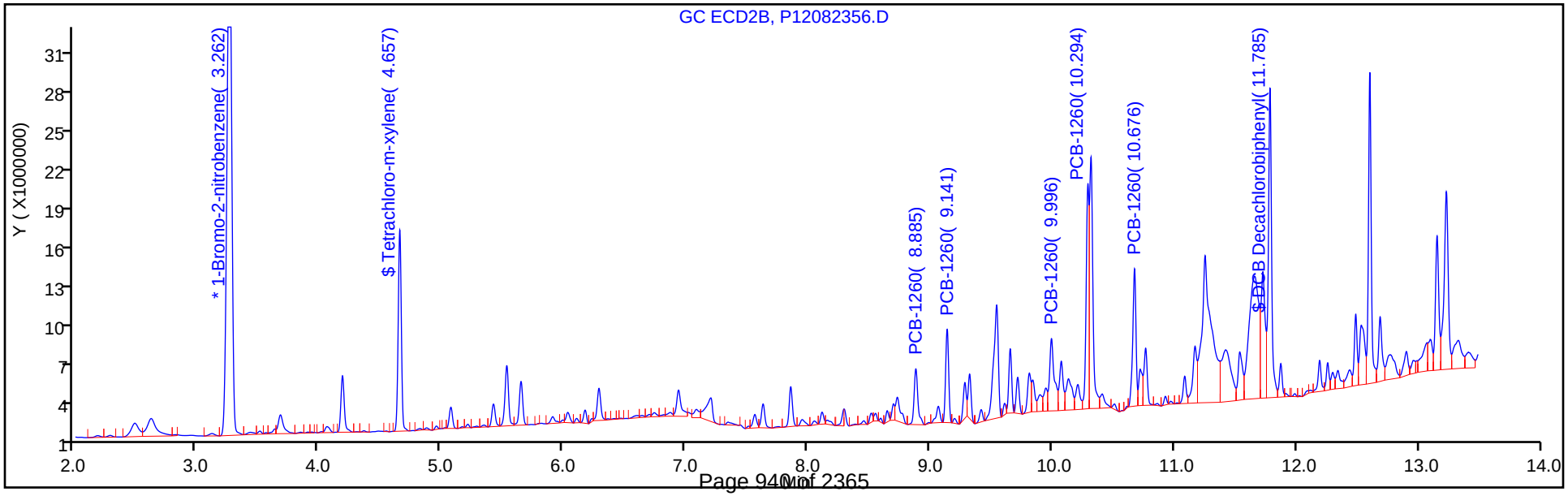

Report Date: 24-Aug-2018 05:44:41 Chrom Revision: 2.3 19-Jul-2018 15:14:50

TestAmerica Canton

Data File: \\ChromNA\Canton\ChromData\A2HP12\20180823-79205.b\P12082357.D

Injection Date:	23-Aug-2018 23:17:18	Instrument ID:	A2HP12	Operator ID:	
Lims ID:	240-100018-B-76-A	Lab Sample ID:	240-100018-76	Worklist Smp#:	22
Client ID:	CPP-SB-1843-0.0-0.5				
Injection Vol:	1.0 uL	Dil. Factor:	10.0000	ALS Bottle#:	57
Method:	PCB12IS	Limit Group:	GC 8082A IS		

Y Scaling: Method Defined: Set to Absolute Y Value

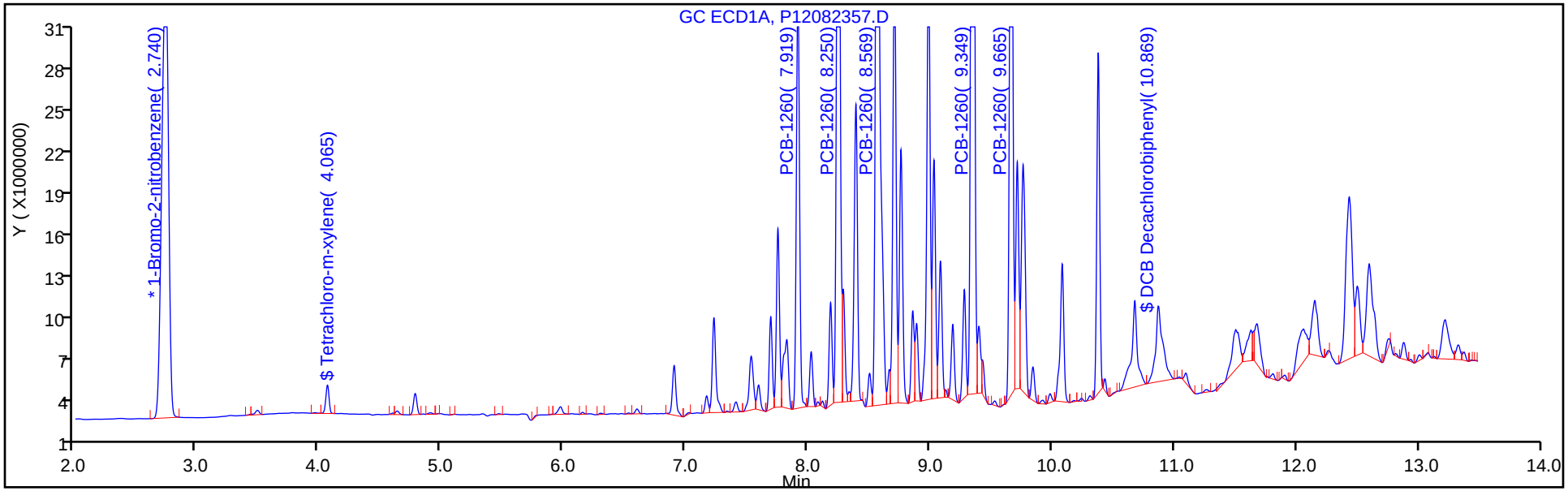

Y Scaling: Method Defined: Set to Absolute Y Value

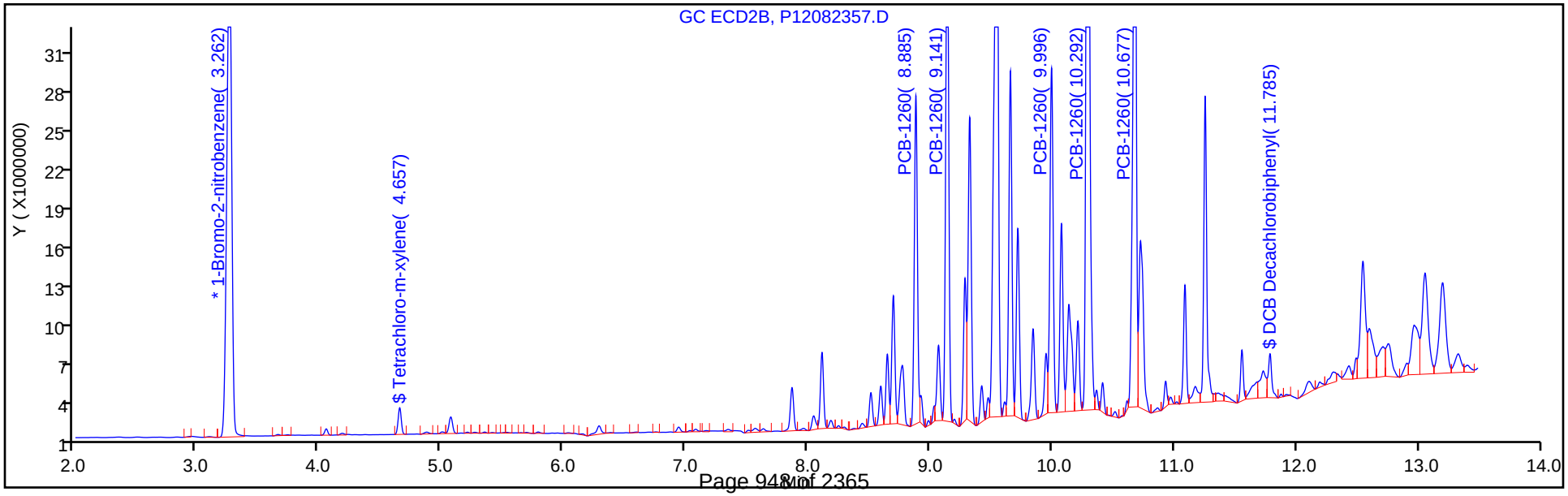

Report Date: 24-Aug-2018 05:44:43 Chrom Revision: 2.3 19-Jul-2018 15:14:50

TestAmerica Canton

Data File: \\ChromNA\Canton\ChromData\A2HP12\20180823-79205.b\P12082358.D

Injection Date:	23-Aug-2018 23:36:47	Instrument ID:	A2HP12	Operator ID:	
Lims ID:	240-100018-B-77-A	Lab Sample ID:	240-100018-77	Worklist Smp#:	23
Client ID:	CPP-SB-1843-0.5-1.0				
Injection Vol:	1.0 uL	Dil. Factor:	1.0000	ALS Bottle#:	58
Method:	PCB12IS	Limit Group:	GC 8082A IS		

Y Scaling: Method Defined: Set to Absolute Y Value

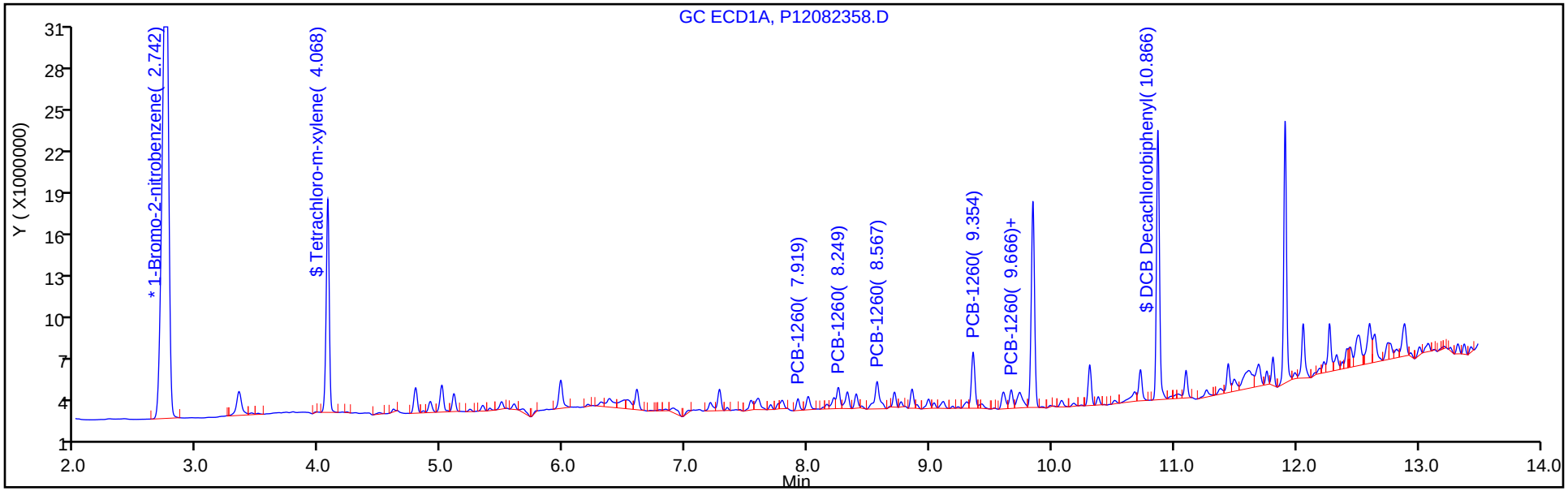

Y Scaling: Method Defined: Set to Absolute Y Value

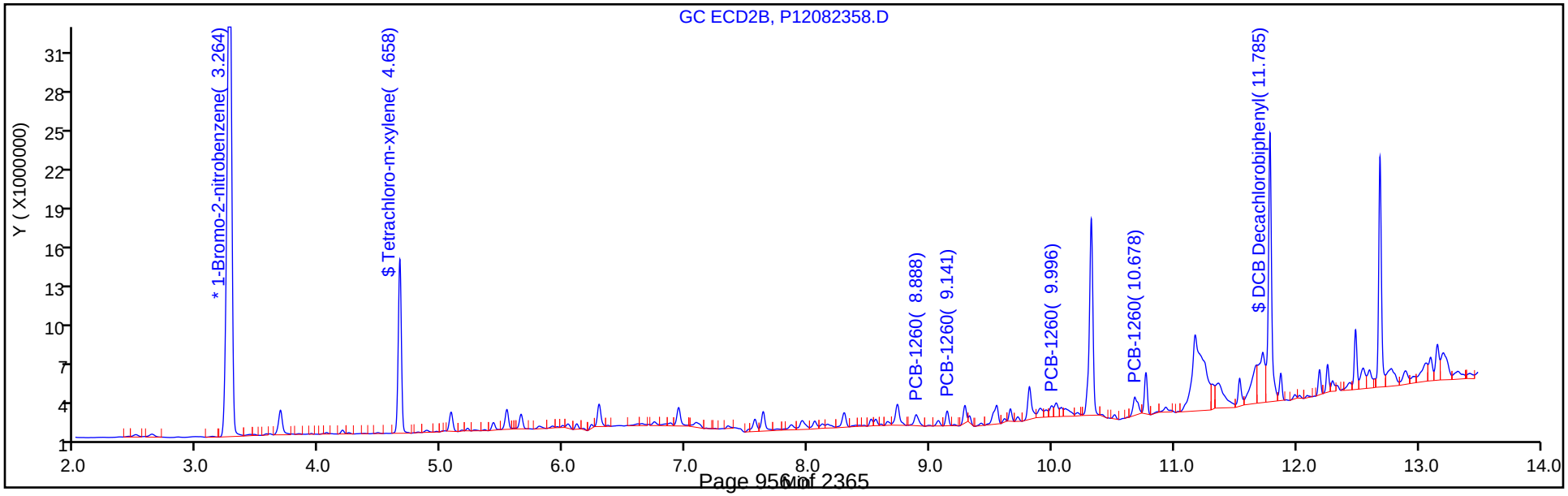

Report Date: 24-Aug-2018 05:44:45 Chrom Revision: 2.3 19-Jul-2018 15:14:50

TestAmerica Canton

Data File: \\ChromNA\Canton\ChromData\A2HP12\20180823-79205.b\P12082359.D

Injection Date:	23-Aug-2018 23:56:18	Instrument ID:	A2HP12	Operator ID:	
Lims ID:	240-100018-B-79-A	Lab Sample ID:	240-100018-79	Worklist Smp#:	24
Client ID:	CPP-SB-1844-0.0-0.5				
Injection Vol:	1.0 uL	Dil. Factor:	10.0000	ALS Bottle#:	59
Method:	PCB12IS	Limit Group:	GC 8082A IS		

Y Scaling: Method Defined: Set to Absolute Y Value

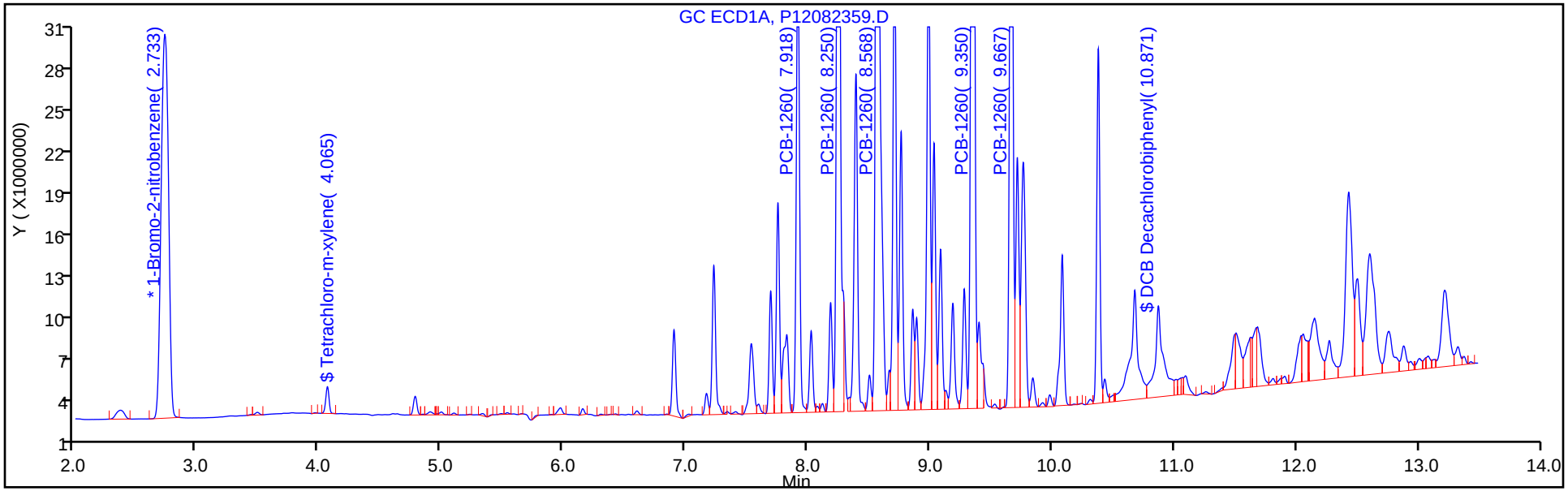

Y Scaling: Method Defined: Set to Absolute Y Value

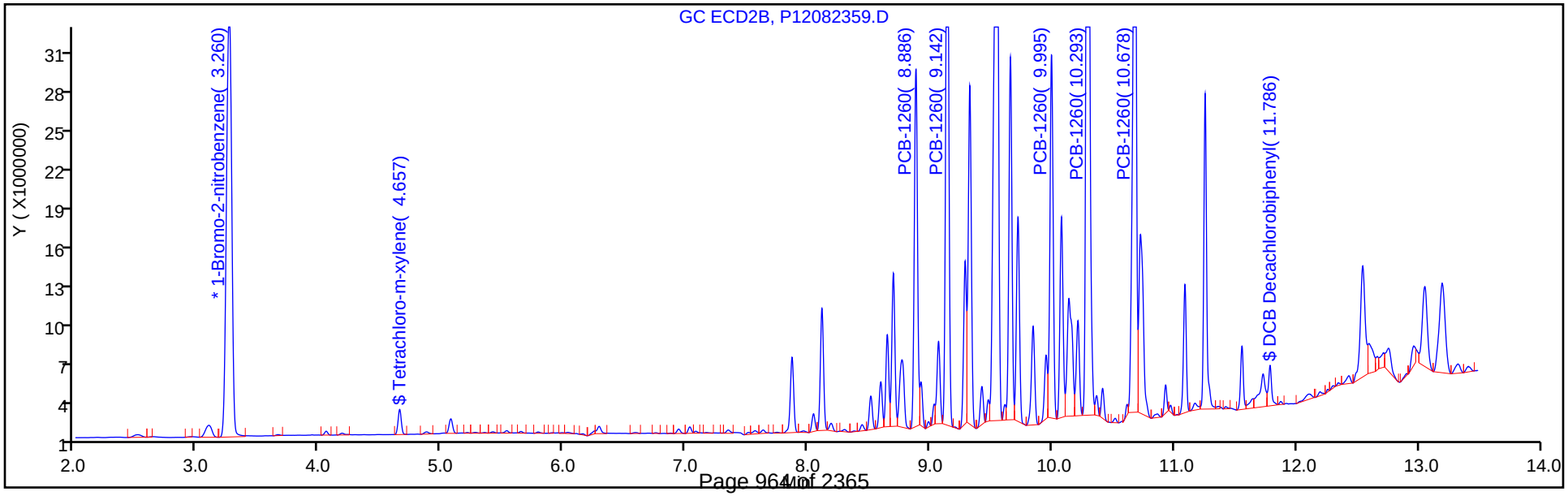

Report Date: 24-Aug-2018 05:44:47 Chrom Revision: 2.3 19-Jul-2018 15:14:50

TestAmerica Canton

Data File: \\ChromNA\Canton\ChromData\A2HP12\20180823-79205.b\P12082360.D

Injection Date:	24-Aug-2018 00:15:47	Instrument ID:	A2HP12	Operator ID:	
Lims ID:	240-100018-B-80-A	Lab Sample ID:	240-100018-80	Worklist Smp#:	25
Client ID:	CPP-SB-1844-0.5-1.0				
Injection Vol:	1.0 uL	Dil. Factor:	1.0000	ALS Bottle#:	60
Method:	PCB12IS	Limit Group:	GC 8082A IS		

Y Scaling: Method Defined: Set to Absolute Y Value

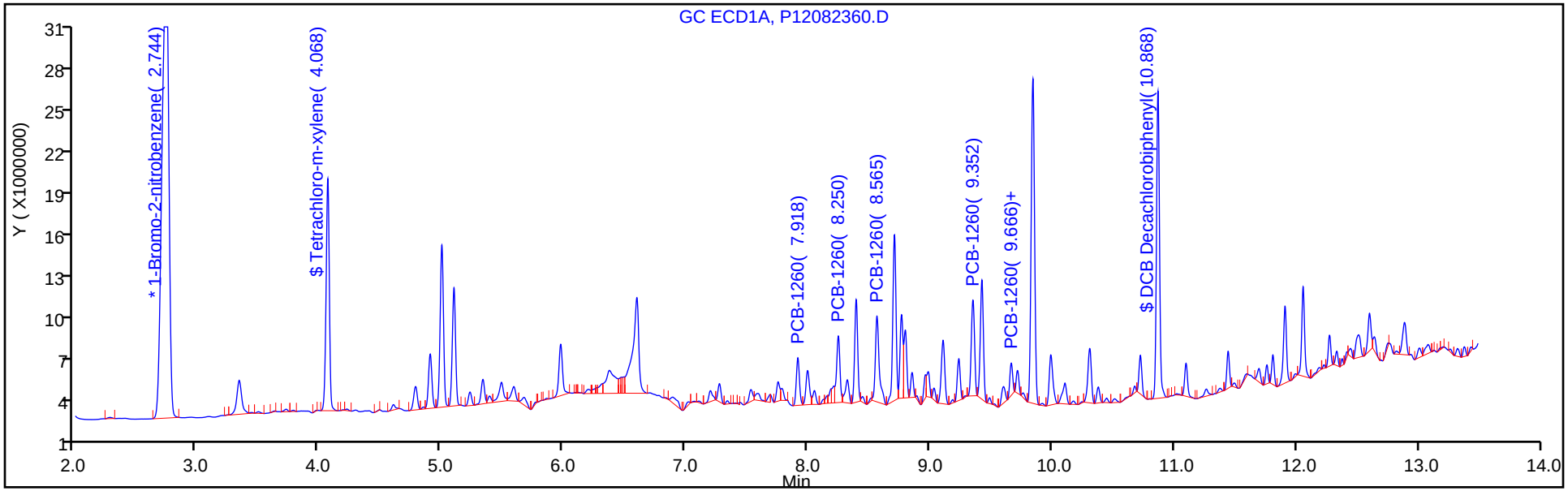

Y Scaling: Method Defined: Set to Absolute Y Value

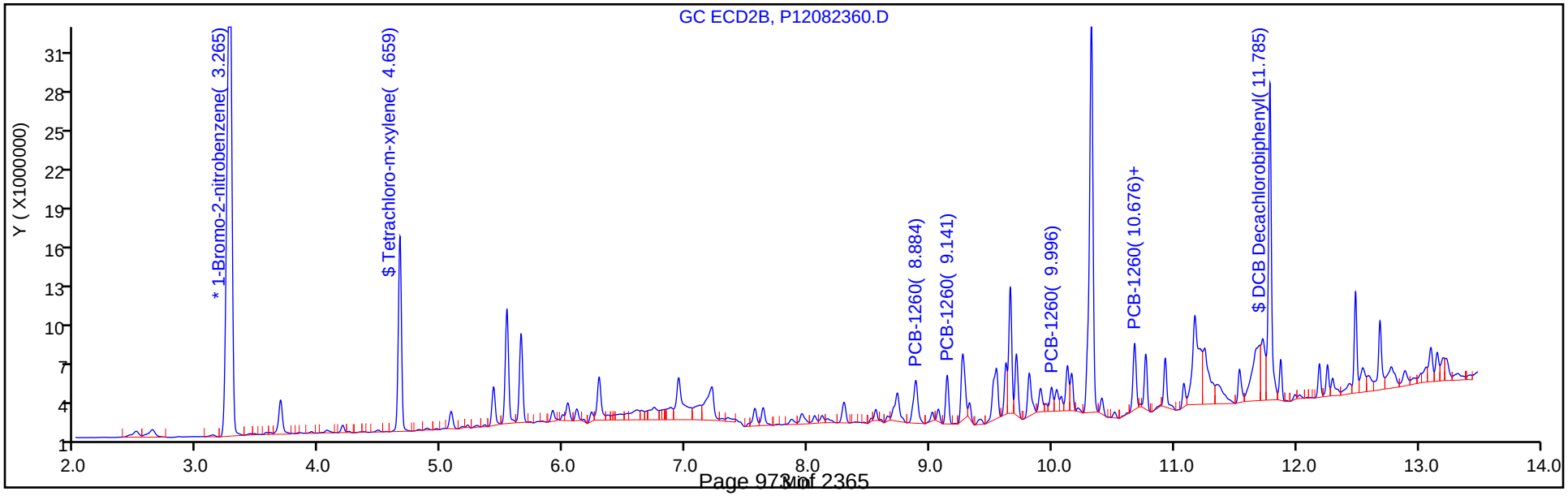

Report Date: 24-Aug-2018 05:44:54 Chrom Revision: 2.3 19-Jul-2018 15:14:50

TestAmerica Canton

Data File: \\ChromNA\Canton\ChromData\A2HP12\20180823-79205.b\P12082364.D

Injection Date:	24-Aug-2018 01:33:51	Instrument ID:	A2HP12	Operator ID:	
Lims ID:	240-100018-B-82-A	Lab Sample ID:	240-100018-82	Worklist Smp#:	29
Client ID:	CPP-SB-1845-0.0-0.5				
Injection Vol:	1.0 uL	Dil. Factor:	1.0000	ALS Bottle#:	64
Method:	PCB12IS	Limit Group:	GC 8082A IS		

Y Scaling: Method Defined: Set to Absolute Y Value

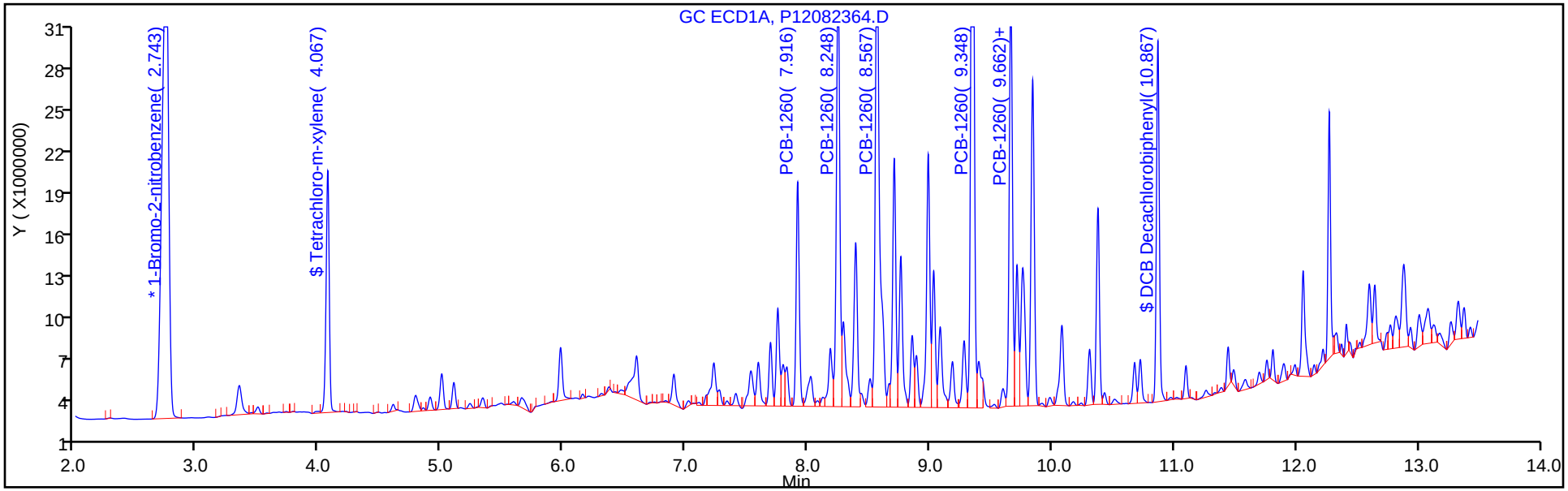

Y Scaling: Method Defined: Set to Absolute Y Value

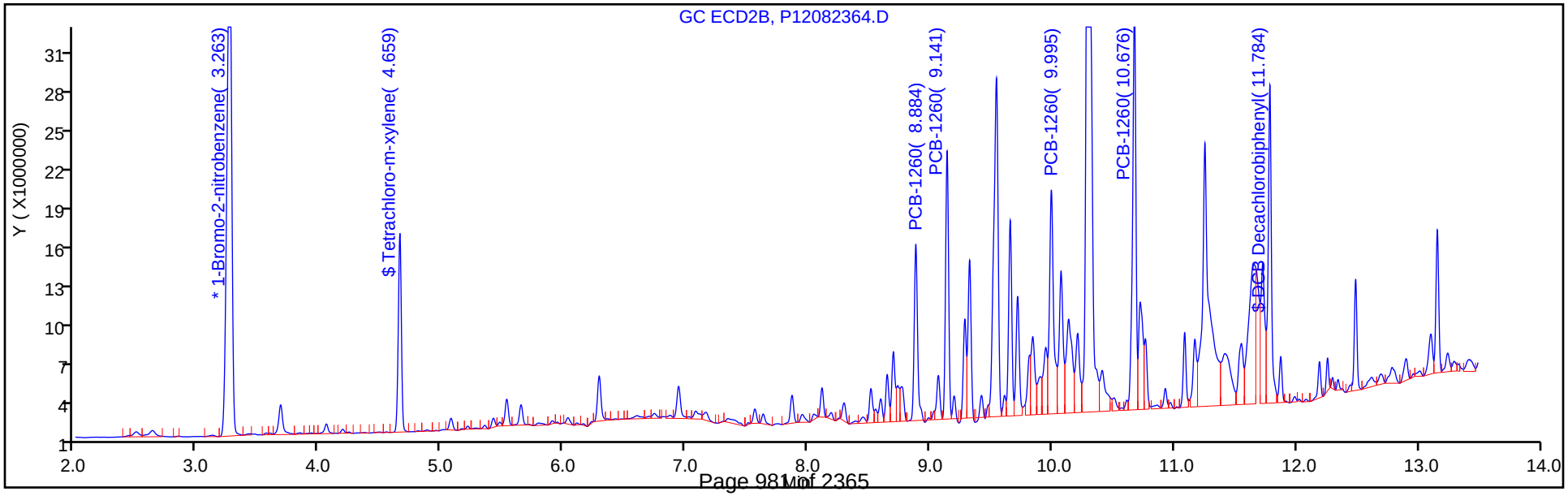

Report Date: 24-Aug-2018 05:44:57 Chrom Revision: 2.3 19-Jul-2018 15:14:50

TestAmerica Canton

Data File: \\ChromNA\Canton\ChromData\A2HP12\20180823-79205.b\P12082365.D

Injection Date:	24-Aug-2018 01:53:20	Instrument ID:	A2HP12	Operator ID:	
Lims ID:	240-100018-B-83-A	Lab Sample ID:	240-100018-83	Worklist Smp#:	30
Client ID:	CPP-SB-1845-0.5-1.0				
Injection Vol:	1.0 uL	Dil. Factor:	1.0000	ALS Bottle#:	65
Method:	PCB12IS	Limit Group:	GC 8082A IS		

Y Scaling: Method Defined: Set to Absolute Y Value

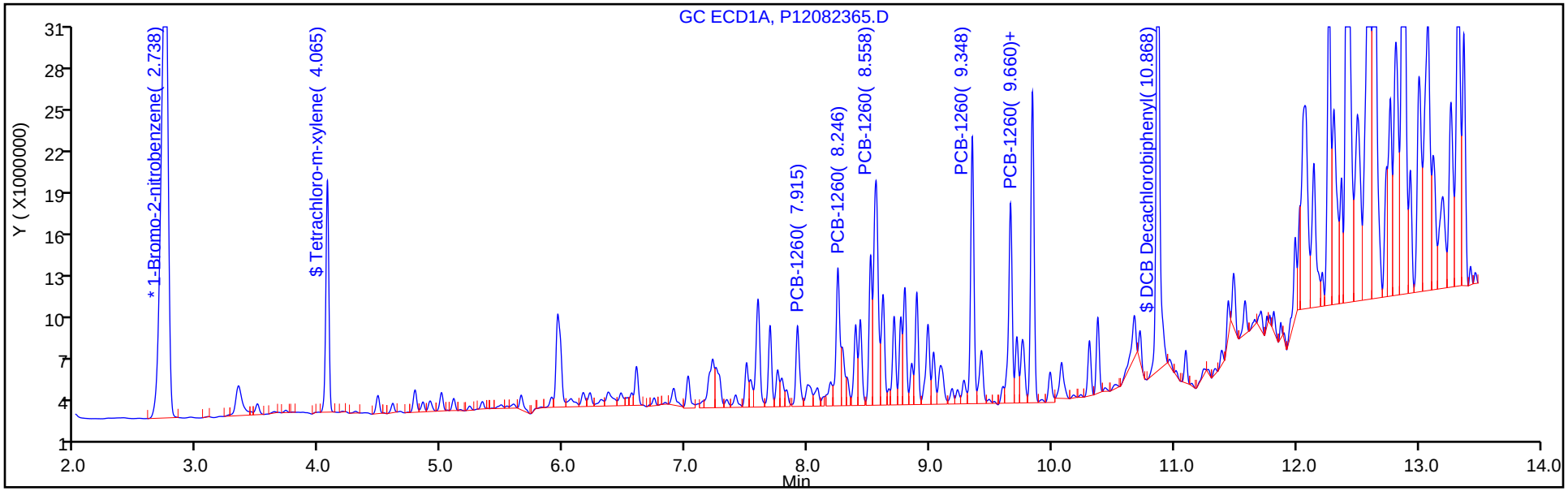

Y Scaling: Method Defined: Set to Absolute Y Value

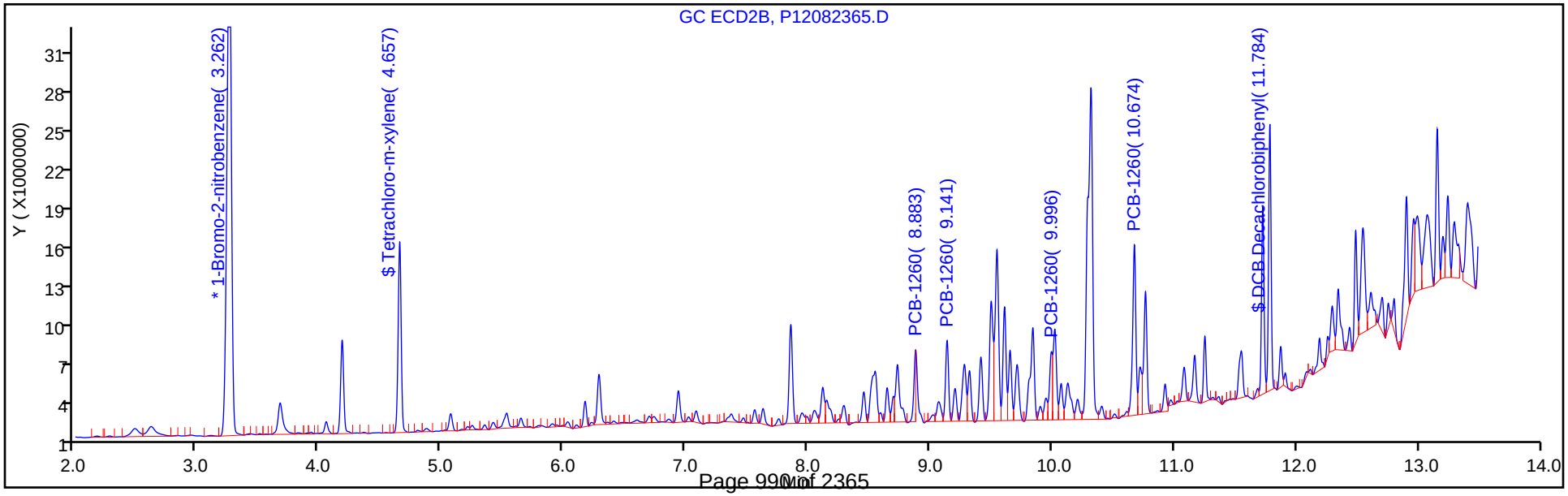

Report Date: 24-Aug-2018 05:44:59 Chrom Revision: 2.3 19-Jul-2018 15:14:50

TestAmerica Canton

Data File: \\ChromNA\Canton\ChromData\A2HP12\20180823-79205.b\P12082366.D

Injection Date:	24-Aug-2018 02:12:48	Instrument ID:	A2HP12	Operator ID:	
Lims ID:	240-100018-B-85-A	Lab Sample ID:	240-100018-85	Worklist Smp#:	31
Client ID:	CPP-SB-1846-0.0-0.5				
Injection Vol:	1.0 uL	Dil. Factor:	1.0000	ALS Bottle#:	66
Method:	PCB12IS	Limit Group:	GC 8082A IS		

Y Scaling: Method Defined: Set to Absolute Y Value

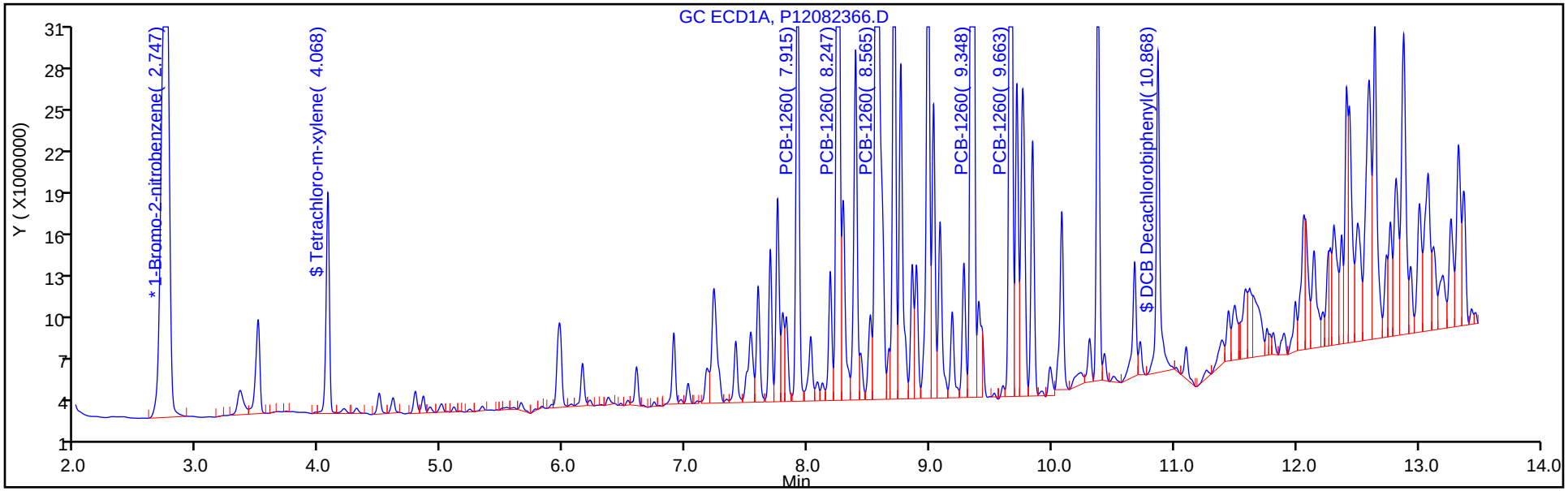

Y Scaling: Method Defined: Set to Absolute Y Value

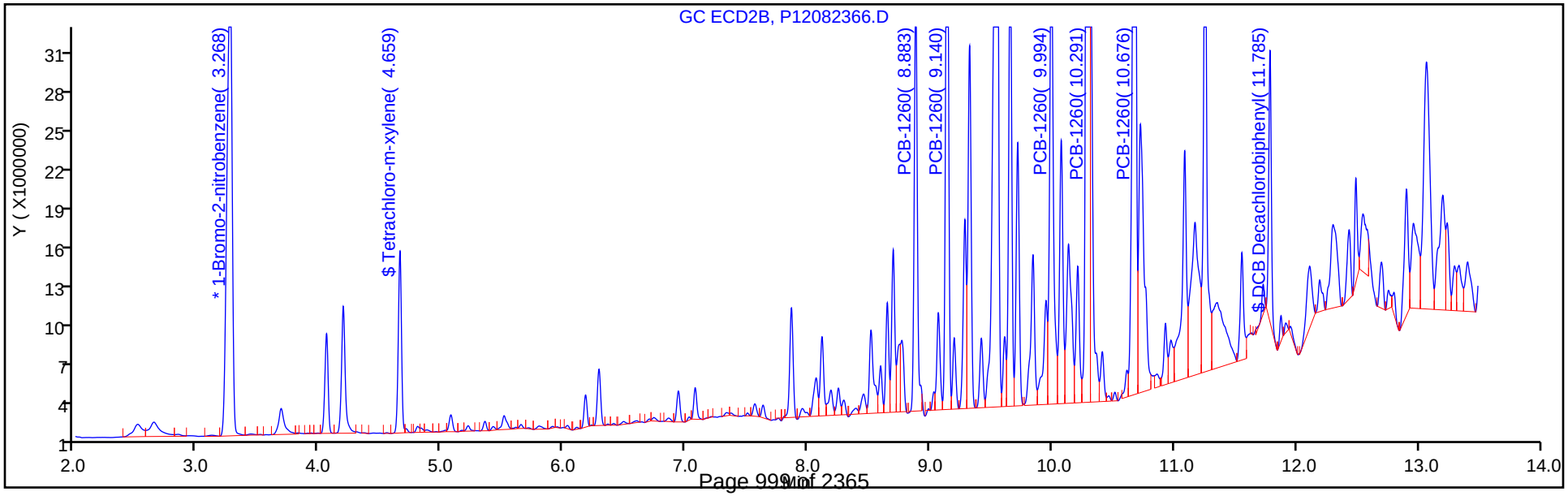

Report Date: 24-Aug-2018 05:45:05 Chrom Revision: 2.3 19-Jul-2018 15:14:50

TestAmerica Canton

Data File: \\ChromNA\Canton\ChromData\A2HP12\20180823-79205.b\P12082367.D

Injection Date:	24-Aug-2018 02:32:18	Instrument ID:	A2HP12	Operator ID:	
Lims ID:	240-100018-B-86-A	Lab Sample ID:	240-100018-86	Worklist Smp#:	32
Client ID:	CPP-SB-1846-0.5-1.0				
Injection Vol:	1.0 uL	Dil. Factor:	1.0000	ALS Bottle#:	67
Method:	PCB12IS	Limit Group:	GC 8082A IS		

Y Scaling: Method Defined: Set to Absolute Y Value

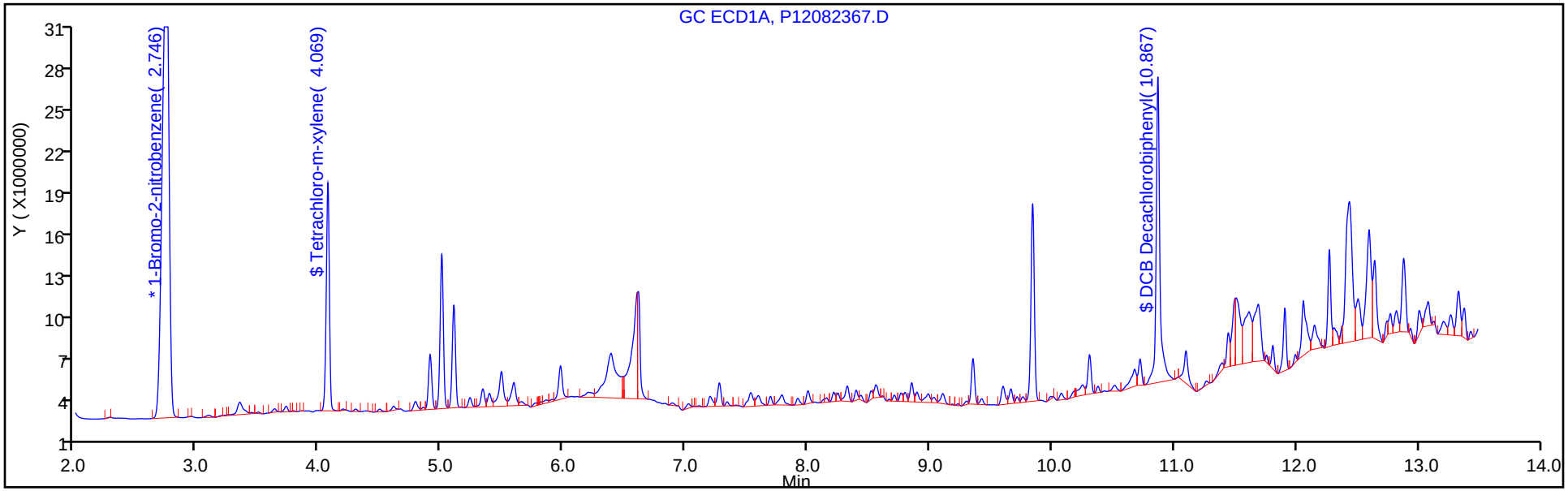

Y Scaling: Method Defined: Set to Absolute Y Value

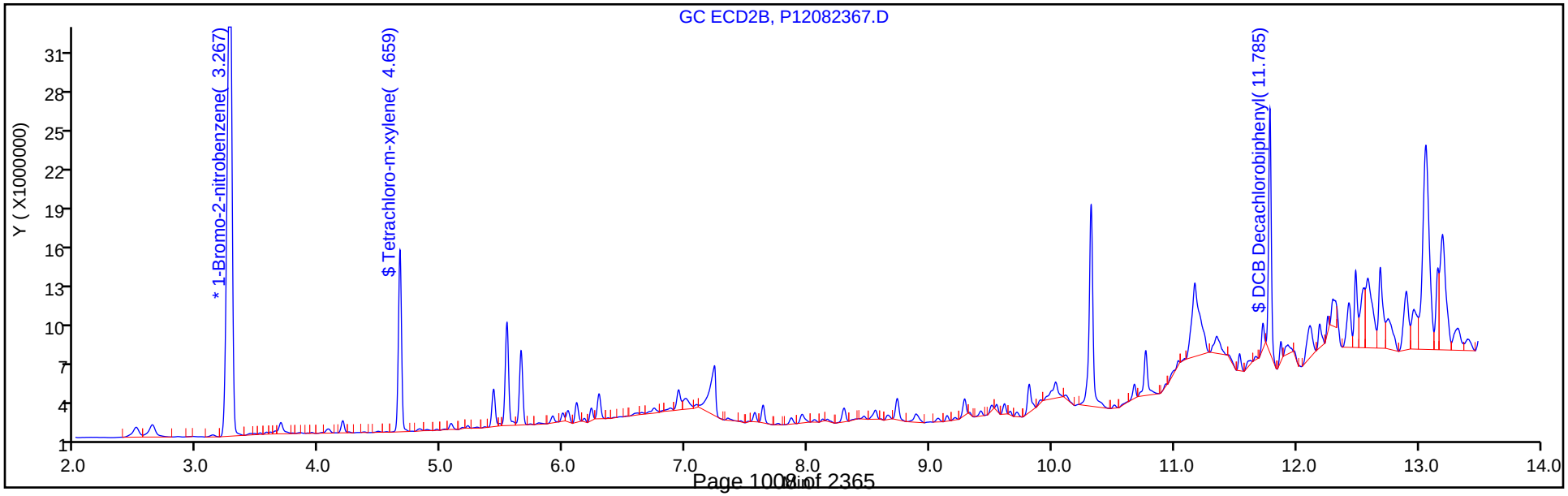

Report Date: 24-Aug-2018 05:45:07 Chrom Revision: 2.3 19-Jul-2018 15:14:50

TestAmerica Canton

Data File: \\ChromNA\Canton\ChromData\A2HP12\20180823-79205.b\P12082368.D

Injection Date:	24-Aug-2018 02:51:48	Instrument ID:	A2HP12	Operator ID:	
Lims ID:	240-100018-B-88-A	Lab Sample ID:	240-100018-88	Worklist Smp#:	33
Client ID:	CPP-SB-1847-0.0-0.5				
Injection Vol:	1.0 uL	Dil. Factor:	1.0000	ALS Bottle#:	68
Method:	PCB12IS	Limit Group:	GC 8082A IS		

Y Scaling: Method Defined: Set to Absolute Y Value

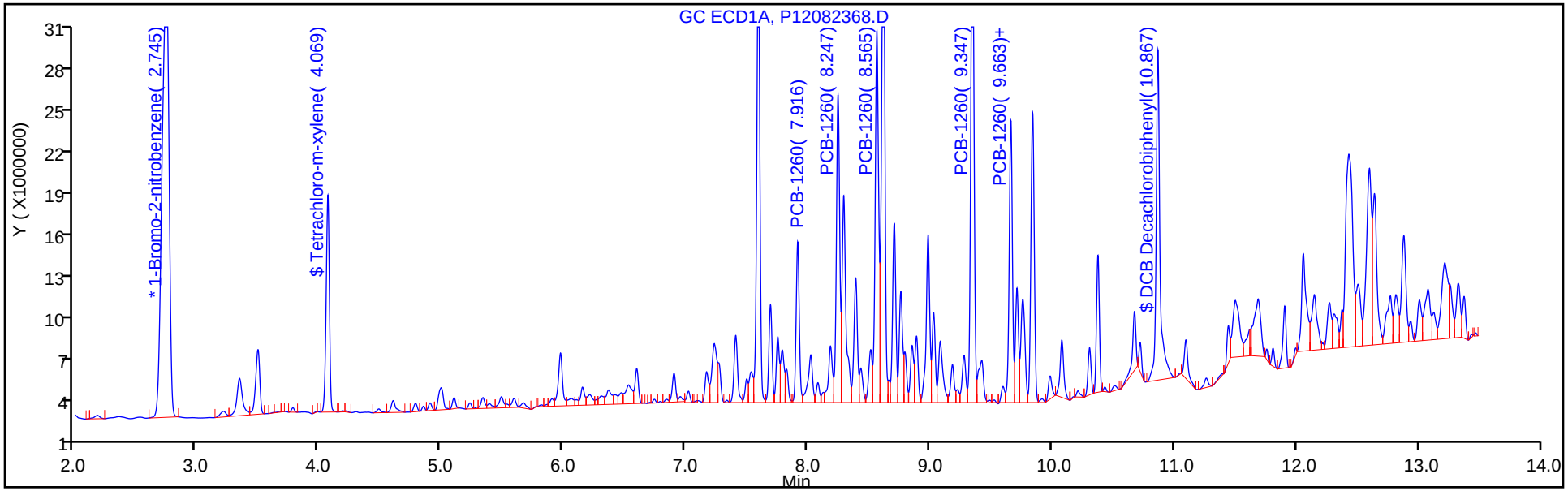

Y Scaling: Method Defined: Set to Absolute Y Value

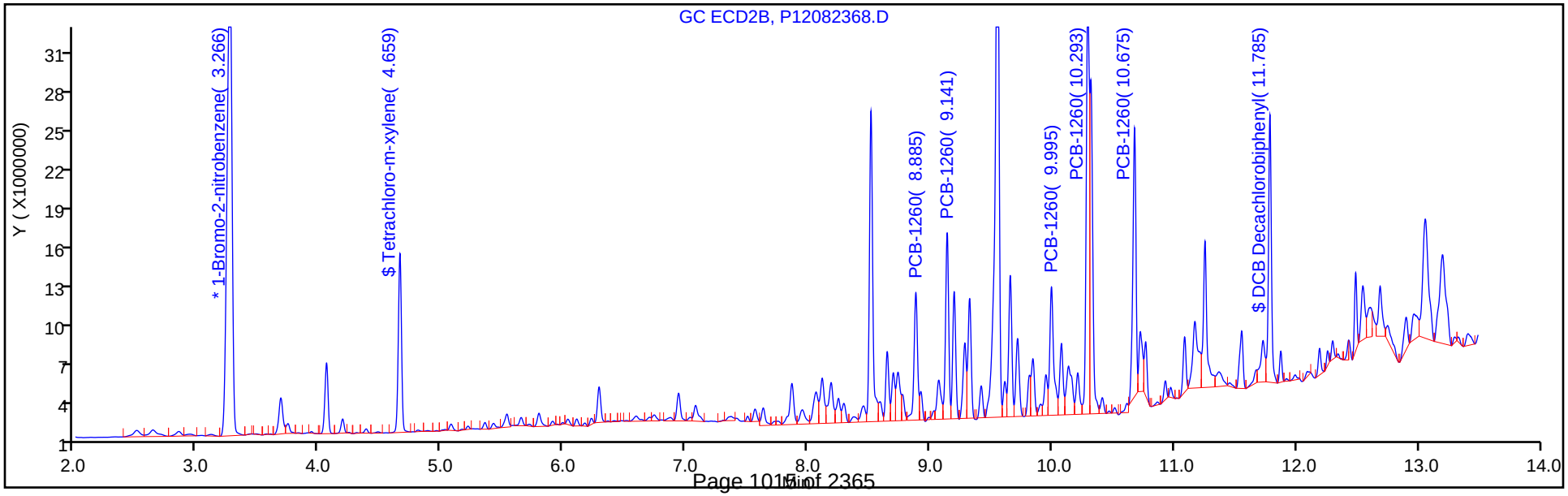

Report Date: 24-Aug-2018 09:19:33 Chrom Revision: 2.3 19-Jul-2018 15:14:50

TestAmerica Canton

Data File: \\ChromNA\Canton\ChromData\A2HP10\20180823-79177.b\P10082311.D

Injection Date:	23-Aug-2018 07:41:09	Instrument ID:	A2HP10	Operator ID:	
Lims ID:	240-100018-B-89-A	Lab Sample ID:	240-100018-89	Worklist Smp#:	11
Client ID:	CPP-SB-1847-0.5-1.0				
Injection Vol:	1.0 uL	Dil. Factor:	1.0000	ALS Bottle#:	11
Method:	PCB10 IS	Limit Group:	GC 8082A IS		

Y Scaling: Method Defined: Set to Absolute Y Value

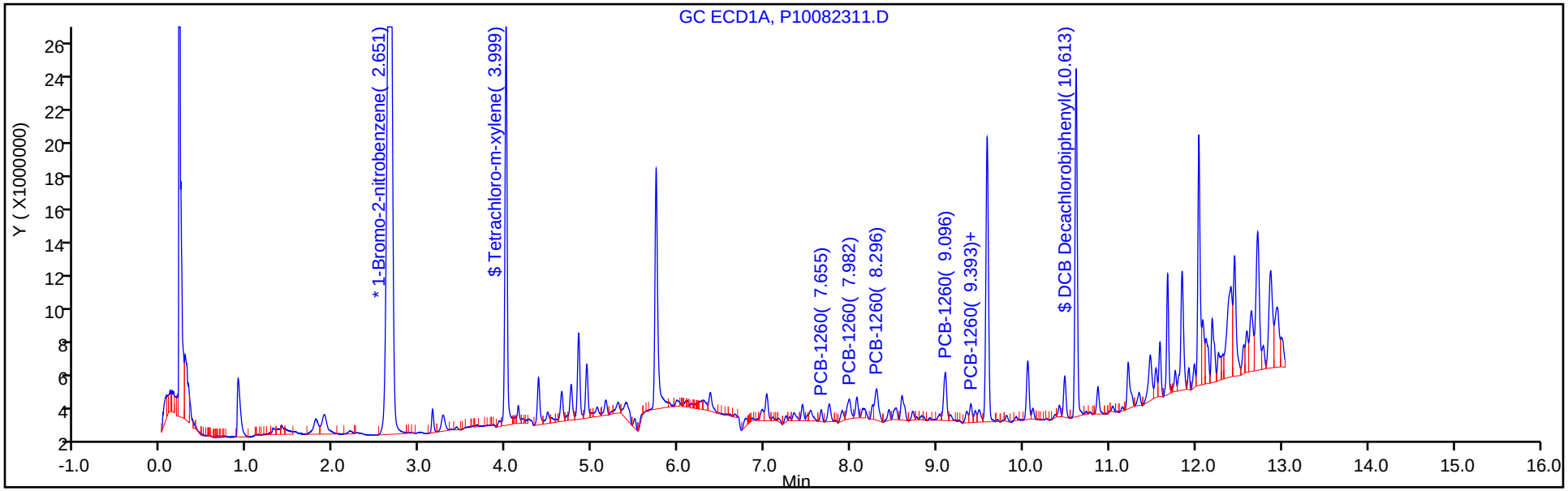

Y Scaling: Method Defined: Set to Absolute Y Value

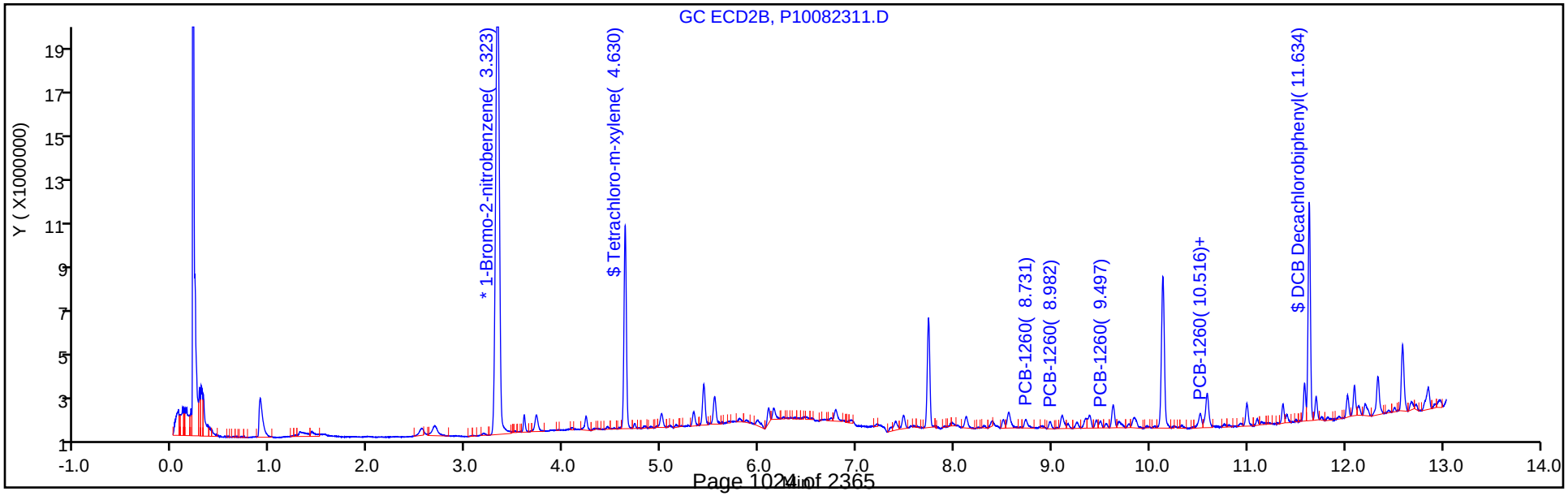

Report Date: 24-Aug-2018 09:19:36 Chrom Revision: 2.3 19-Jul-2018 15:14:50

TestAmerica Canton

Data File: \\ChromNA\Canton\ChromData\A2HP10\20180823-79177.b\P10082312.D

Injection Date:	23-Aug-2018 08:00:02	Instrument ID:	A2HP10	Operator ID:	
Lims ID:	240-100018-B-91-A	Lab Sample ID:	240-100018-91	Worklist Smp#:	12
Client ID:	CPP-DUP-01-081618				
Injection Vol:	1.0 uL	Dil. Factor:	1.0000	ALS Bottle#:	12
Method:	PCB10 IS	Limit Group:	GC 8082A IS		

Y Scaling: Method Defined: Set to Absolute Y Value

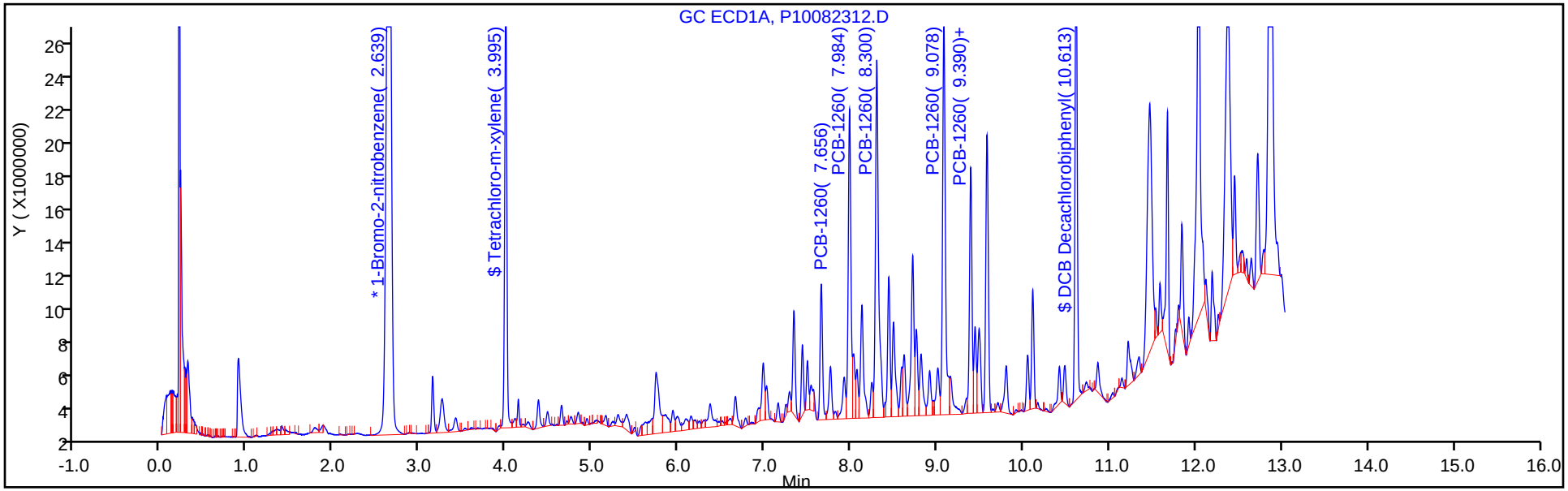

Y Scaling: Method Defined: Set to Absolute Y Value

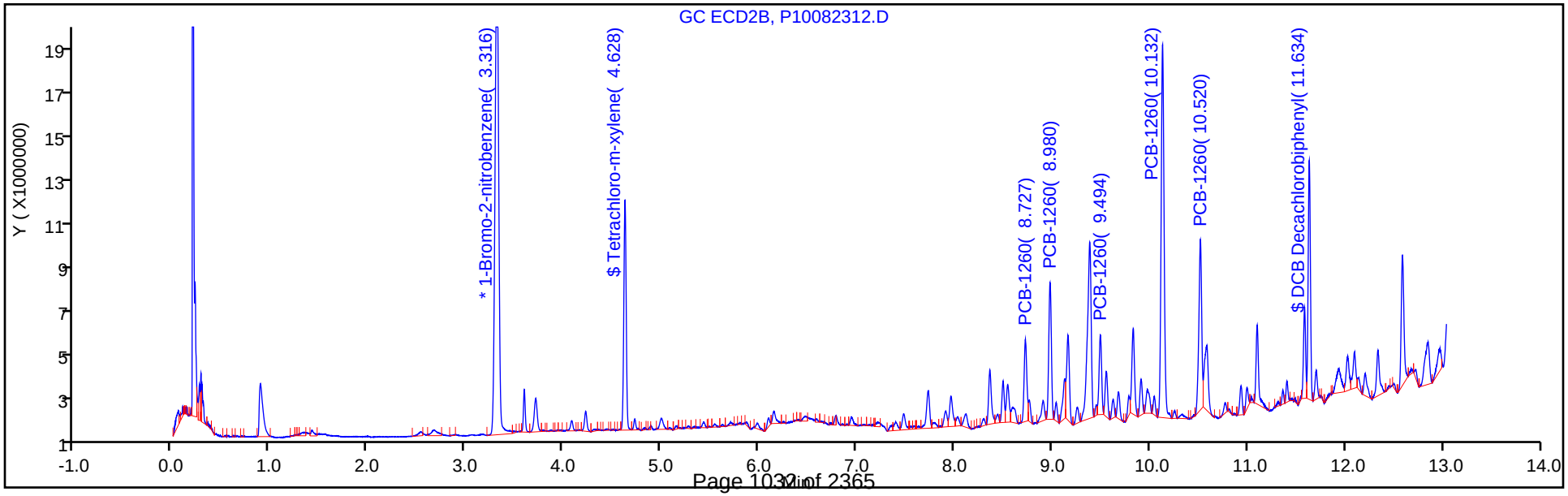

Report Date: 24-Aug-2018 09:19:40 Chrom Revision: 2.3 19-Jul-2018 15:14:50

TestAmerica Canton

Data File: \\ChromNA\Canton\ChromData\A2HP10\20180823-79177.b\P10082313.D

Injection Date:	23-Aug-2018 08:18:57	Instrument ID:	A2HP10	Operator ID:	
Lims ID:	240-100018-B-92-A	Lab Sample ID:	240-100018-92	Worklist Smp#:	13
Client ID:	CPP-DUP-02-081618				
Injection Vol:	1.0 uL	Dil. Factor:	5.0000	ALS Bottle#:	13
Method:	PCB10 IS	Limit Group:	GC 8082A IS		

Y Scaling: Method Defined: Set to Absolute Y Value

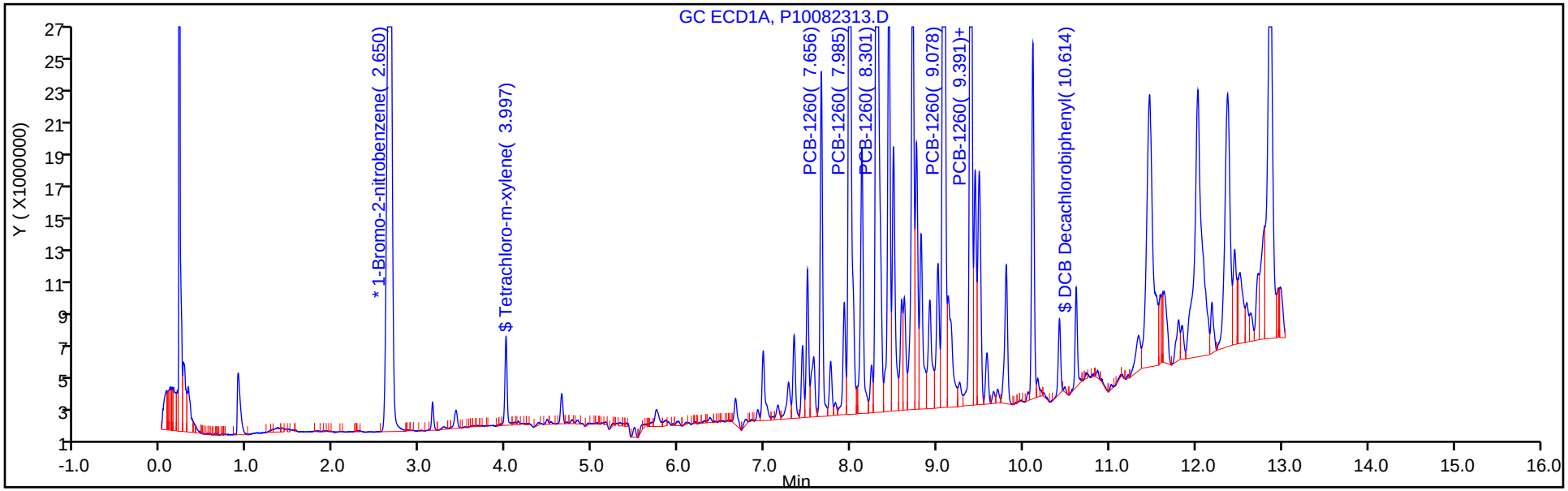

Y Scaling: Method Defined: Set to Absolute Y Value

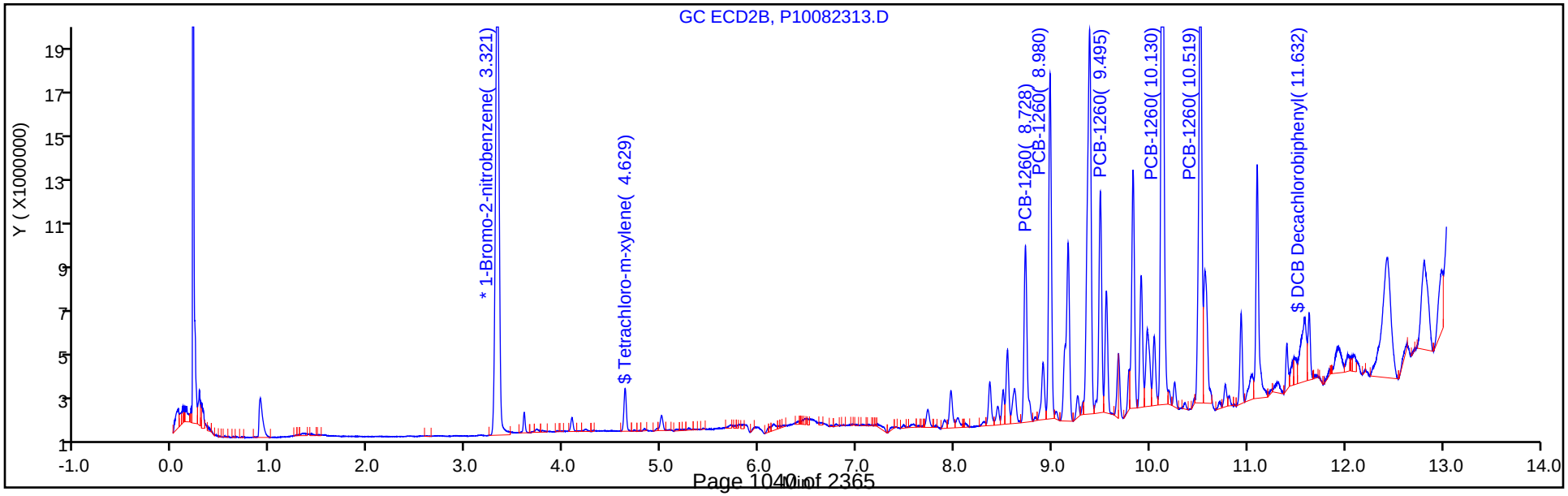

Report Date: 24-Aug-2018 09:19:42 Chrom Revision: 2.3 19-Jul-2018 15:14:50

TestAmerica Canton

Data File: \\ChromNA\Canton\ChromData\A2HP10\20180823-79177.b\P10082314.D

Injection Date:	23-Aug-2018 08:37:59	Instrument ID:	A2HP10	Operator ID:	
Lims ID:	240-100018-B-93-A	Lab Sample ID:	240-100018-93	Worklist Smp#:	14
Client ID:	CPP-DUP-03-081618				
Injection Vol:	1.0 uL	Dil. Factor:	1.0000	ALS Bottle#:	14
Method:	PCB10 IS	Limit Group:	GC 8082A IS		

Y Scaling: Method Defined: Set to Absolute Y Value

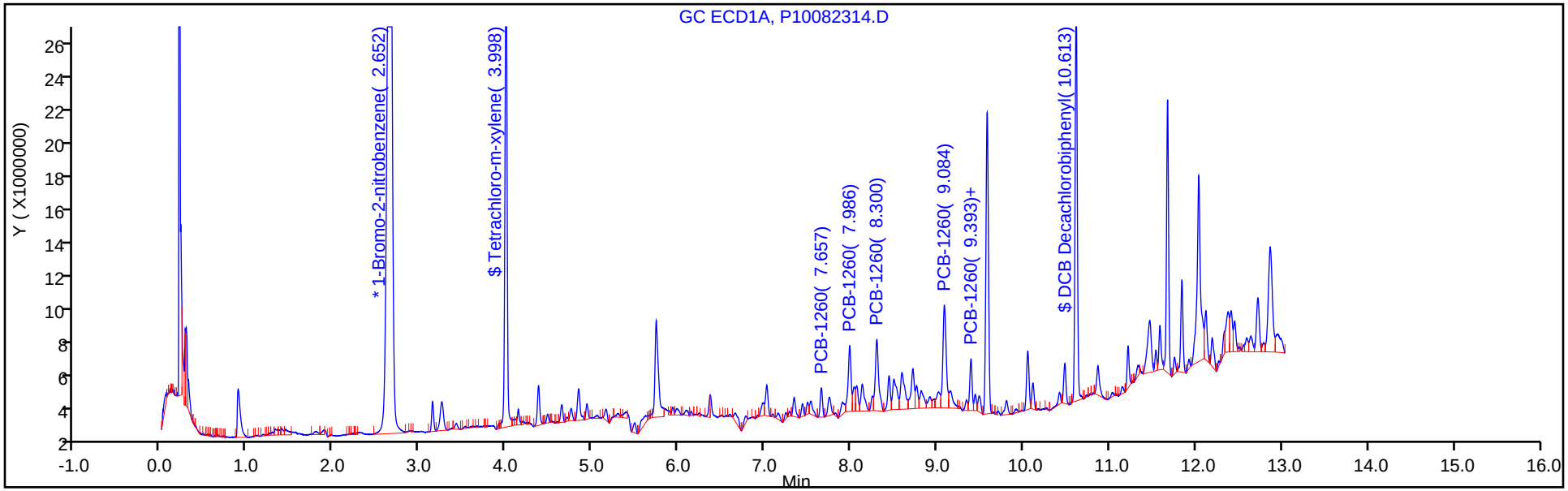

Y Scaling: Method Defined: Set to Absolute Y Value

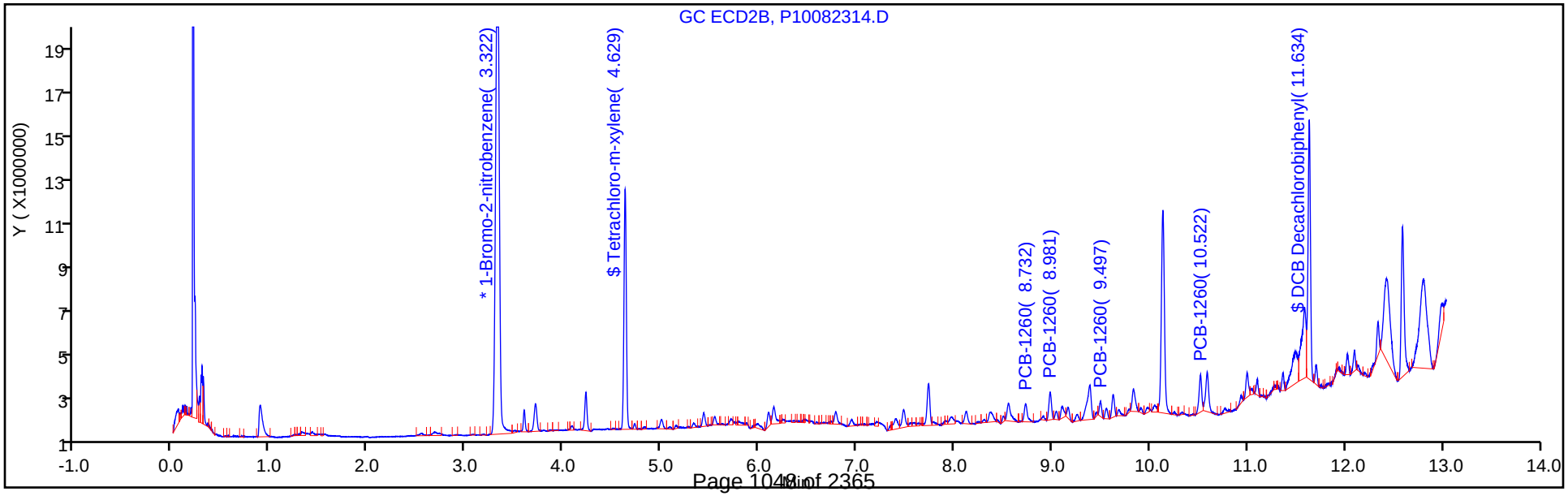

Report Date: 24-Aug-2018 09:19:45 Chrom Revision: 2.3 19-Jul-2018 15:14:50

TestAmerica Canton

Data File: \\ChromNA\Canton\ChromData\A2HP10\20180823-79177.b\P10082315.D

Injection Date:	23-Aug-2018 08:56:51	Instrument ID:	A2HP10	Operator ID:	
Lims ID:	240-100018-B-94-A	Lab Sample ID:	240-100018-94	Worklist Smp#:	15
Client ID:	CPP-DUP-04-081618				
Injection Vol:	1.0 uL	Dil. Factor:	1.0000	ALS Bottle#:	15
Method:	PCB10 IS	Limit Group:	GC 8082A IS		

Y Scaling: Method Defined: Set to Absolute Y Value

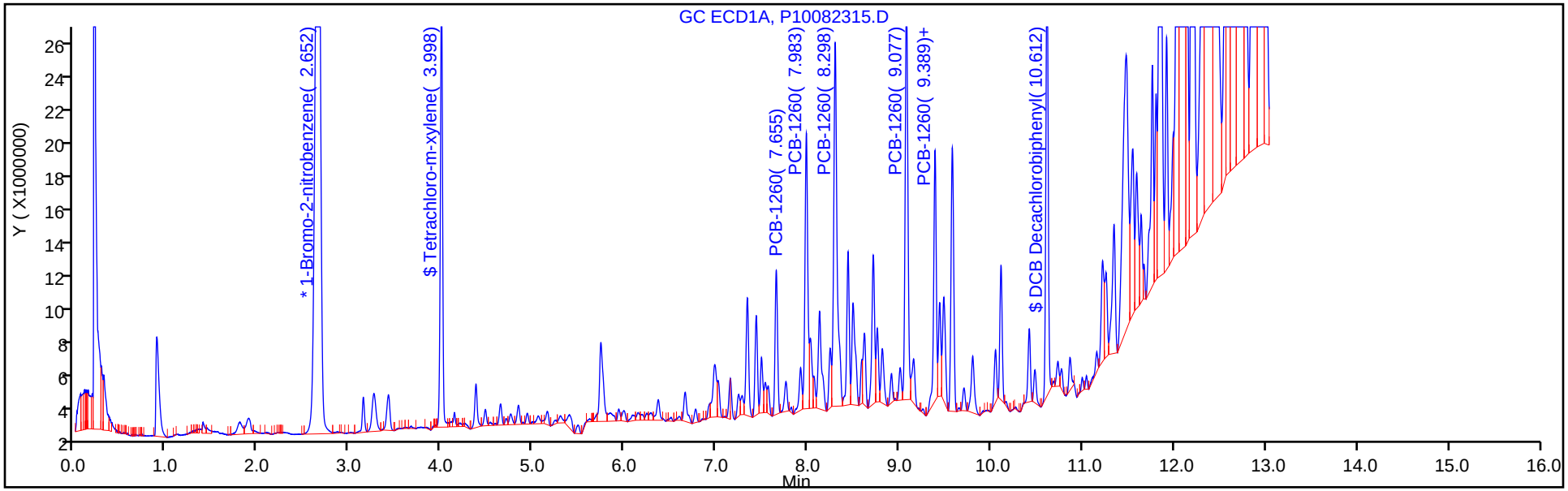

Y Scaling: Method Defined: Set to Absolute Y Value

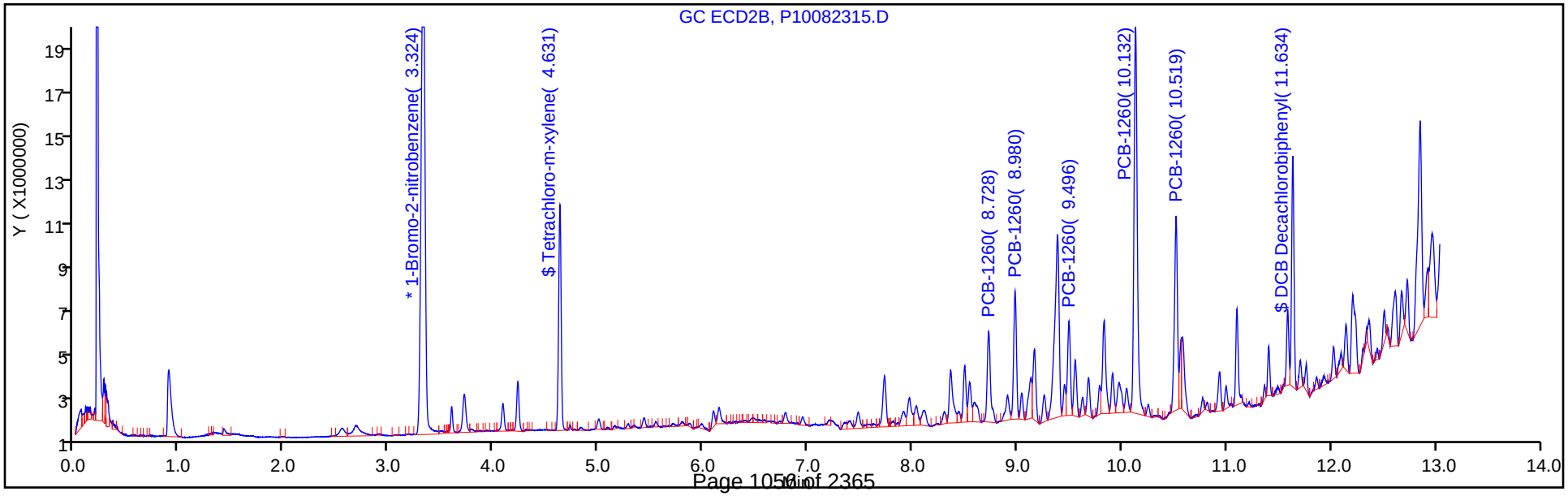

PCB Calibration Calculations:

Initial Calibration 7/24/2018
Instrument A2HP13 Column CLP-2

PCB-1260

Peak 1

Analyte Concentration	Analyte Response	Internal Standard Response	Internal Standard Amount	RRF	Reported RRF
0.05	1726415	35619177	0.05	0.0485	0.0485
0.1	3439842	36569963	0.05	0.0470	0.047
0.2	6608377	37892590	0.05	0.0436	0.0436
0.5	15232081	37666251	0.05	0.0404	0.0404
1	28385510	36594985	0.05	0.0388	0.0388
1.5	42608223	36476212	0.05	0.0389	0.0389
			Average	0.0429	0.0429
			Standard Deviation	0.0042	
			RSD	0.0974	
			%RSD	9.7436	9.7

Peak 2

Analyte Concentration	Analyte Response	Internal Standard Response	Internal Standard Amount	RRF	Reported RRF
0.05	2020343	35619177	0.05	0.0567	0.0567
0.1	3981013	36569963	0.05	0.0544	0.0544
0.2	7727498	37892590	0.05	0.0510	0.051
0.5	17823697	37666251	0.05	0.0473	0.0473
1	33281507	36594985	0.05	0.0455	0.0455
1.5	50417851	36476212	0.05	0.0461	0.0461
			Average	0.0502	0.0502
			Standard Deviation	0.0047	
			RSD	0.0929	
			%RSD	9.2936	9.3

Peak 3

Analyte Concentration	Analyte Response	Internal Standard Response	Internal Standard Amount	RRF	Reported RRF
0.05	1583256	35619177	0.05	0.0444	0.0444
0.1	2881654	36569963	0.05	0.0394	0.0394
0.2	5822744	37892590	0.05	0.0384	0.0384
0.5	13818266	37666251	0.05	0.0367	0.0367
1	25612657	36594985	0.05	0.0350	0.035
1.5	38774266	36476212	0.05	0.0354	0.0354
			Average	0.0382	0.0382
			Standard Deviation	0.0035	
			RSD	0.0912	
			%RSD	9.1181	9.1

Peak 4

Analyte Concentration	Analyte Response	Internal Standard Response	Internal Standard Amount	RRF	Reported RRF
0.05	3684034	35619177	0.05	0.1034	0.1034
0.1	7183337	36569963	0.05	0.0982	0.0982
0.2	14073446	37892590	0.05	0.0929	0.0929
0.5	33167895	37666251	0.05	0.0881	0.0881
1	63744105	36594985	0.05	0.0871	0.0871
1.5	98413571	36476212	0.05	0.0899	0.0899
			Average	0.0933	0.0933
			Standard Deviation	0.0064	
			RSD	0.0685	
			%RSD	6.8531	6.9

Peak 5

Analyte Concentration	Analyte Response	Internal Standard Response	Internal Standard Amount	RRF	Reported RRF
0.05	2571225	35619177	0.05	0.0722	0.0722
0.1	5103553	36569963	0.05	0.0698	0.0698
0.2	9908914	37892590	0.05	0.0654	0.0654
0.5	22935276	37666251	0.05	0.0609	0.0609
1	43599864	36594985	0.05	0.0596	0.0596
1.5	66887617	36476212	0.05	0.0611	0.0611
			Average	0.0648	0.0648
			Standard Deviation	0.0052	
			RSD	0.0804	
			%RSD	8.0400	8

Continuing Calibration 08/23/2018 @ 05:36
Instrument A2HP13 CLP-2

PCB-1260

Peak 1

Analyte Concentration	Analyte Response	Internal Standard Response	Internal Standard Amount	RRF	%D	Reported RRF	Reported %D
0.5	15661386	39209942	0.05	0.0399	-6.894207	0.0399	-6.8

Peak 2

Analyte Concentration	Analyte Response	Internal Standard Response	Internal Standard Amount	RRF	%D	Reported RRF	Reported %D
0.5	18288529	39209942	0.05	0.0466	-7.086492	0.0466	-7

Peak 3

Analyte Concentration	Analyte Response	Internal Standard Response	Internal Standard Amount	RRF	%D	Reported RRF	Reported %D
0.5	14230824	39209942	0.05	0.0363	-4.989745	0.0363	-5.1

Peak 4

Analyte Concentration	Analyte Response	Internal Standard Response	Internal Standard Amount	RRF	%D	Reported RRF	Reported %D
0.5	34493970	39209942	0.05	0.0880	-5.710065	0.088	-5.7

Peak 5

Analyte Concentration	Analyte Response	Internal Standard Response	Internal Standard Amount	RRF	%D	Reported RRF	Reported %D
0.5	23872160	39209942	0.05	0.0609	-6.044867	0.0609	-6.1

PCB calculations

SAMPLE IDENTIFICATION	CPP-SB-1819-0.0-0.5
COMPOUND	AROCLOR 1260
AVERAGE CONCENTRATION	0.3683
DILUTION FACTOR	5
VOLUME FINAL EXTRACT (ml)	10
WEIGHT OF SAMPLE (g)	10.08
PERCENT SOLIDS	0.7360
CONCENTRATION =	**2482.03** µg/Kg
GC COLUMN CLP-2	
RESPONSE 1	9286203
RESPONSE 2	13262857
RESPONSE 3	8722938
RESPONSE 4	35961379
RESPONSE 5	20510774
RESPONSE FACTOR 1	0.0429
RESPONSE FACTOR 2	0.0502
RESPONSE FACTOR 3	0.0382
RESPONSE FACTOR 4	0.0933
RESPONSE FACTOR 5	0.0648
INTERNAL STANDARD RESPONSE	38312837
INTERNAL STANDARD CONCENTRATION	0.05
CONCENTRATION 1	0.2825
CONCENTRATION 2	0.3448
CONCENTRATION 3	0.2980
CONCENTRATION 4	0.5030
CONCENTRATION 5	0.4131
AVERAGE (µg/L)	0.3683

TestAmerica Canton
Target Compound Quantitation Report

Data File: \\ChromNA\Canton\ChromData\A2HP13\20180823-79179.b\P13082317.D
Lims ID: 240-100018-B-4-A
Client ID: CPP-SB-1819-0.0-0.5
Sample Type: Client
Inject. Date: 23-Aug-2018 09:40:20 ALS Bottle#: 17 Worklist Smp#: 17
Injection Vol: 1.0 uL Dil. Factor: 5.0000
Sample Info: 240-0079179-017
Operator ID: Instrument ID: A2HP13

Method: \\ChromNA\Canton\ChromData\A2HP13\20180823-79179.b\PCB13 IS.m
Limit Group: GC 8082A IS
Last Update: 24-Aug-2018 07:17:58 Calib Date: 24-Jul-2018 00:31:42
Integrator: Falcon
Quant Method: Internal Standard Quant By: Initial Calibration
Last ICal File: \\ChromNA\Canton\ChromData\A2HP13\20180723-78236.b\P13072333.D

Column 1 : Det: GC ECD1A
Column 2 : Det: GC ecd2b
Process Host: XAWRK026

First Level Reviewer: grantk Date: 23-Aug-2018 11:45:02

Col	RT (min.)	Exp RT (min.)	Dlt RT (min.)	Response	OnCol Amt ng/ul	Flags
S 1 Polychlorinated biphenyls, Total						
1		1.000			ND	
* 14 1-Bromo-2-nitrobenzene						
1	1.726	1.721	0.005	50810817	0.0500	
2	1.915	1.911	0.004	38312837	0.0500	
$ 2 Tetrachloro-m-xylene						
1	2.699	2.694	0.005	3439810	0.003309	
2	3.227	3.226	0.001	2525582	0.003285	
					RPD = 0.72	
3 PCB-1221						
1		2.984			ND	
1		3.201				
1		3.260				
2		3.710				
2		3.922				
2		4.009				

Col	RT (min.)	Exp RT (min.)	Dlt RT (min.)	Response	OnCol Amt ng/ul	Flags
4 PCB-1232						
1		3.260			ND	
1		3.780				
1		4.433				
1		4.613				
1		4.949				
2		4.010				
2		4.603				
2		5.233				
2		5.411				
2		5.740				
5 PCB-1242						
1		3.263			ND	
1		3.781				
1		4.435				
1		4.614				
1		4.950				
2		4.010				
2		4.604				
2		5.232				
2		5.410				
2		5.785				
6 PCB-1016						
1		3.261			ND	
1		3.781				
1		4.434				
1		4.613				
1		4.949				
2		4.011				
2		4.606				
2		5.233				
2		5.411				
2		5.786				
7 PCB-1248						
1		3.779			ND	
1		4.880				
1		5.719				
1		5.996				
1		6.485				
2		4.603				
2		5.689				
2		6.176				
2		6.560				
2		7.351				

Col	RT (min.)	Exp RT (min.)	Dlt RT (min.)	Response	OnCol Amt ng/ul	Flags
8 PCB-1254						U
1		5.661			ND	
1		5.998				
1		6.484				
1		7.054				
1		7.387				
2		6.553				
2		6.799				
2		7.348				
2		7.628				
2		8.259				
10 PCB-1260						
1	6.715	6.714	0.001	13514325	0.2928	
1	7.055	7.056	-0.001	25610894	0.3612	
1	7.385	7.386	-0.001	35116764	0.4628	
1	8.187	8.186	0.001	38641998	0.3564	
1	8.517	8.516	0.001	25495964	0.4619	
		Average of Peak Amounts =			0.3870	
2	7.586	7.587	-0.001	9286203	0.2826	
2	7.844	7.845	-0.001	13262857	0.3450	
2	8.374	8.373	0.001	8722938	0.2978	
2	8.995	8.996	-0.001	35961379	0.5032	
2	9.373	9.373	0.000	20510774	0.4129	
		Average of Peak Amounts =			0.3683	
					RPD = 4.96	
9 PCB-1262						U
1		7.057			ND	
1		7.529				
1		7.817				
1		8.187				
1		8.565				
2		7.844				
2		8.372				
2		8.713				
2		8.996				
2		9.370				
11 PCB-1268						U
1		8.566			ND	
1		8.609				
1		8.828				
1		9.211				
1		9.502				
2		9.367				
2		9.414				
2		9.662				
2		9.939				
2		10.237				
$ 12 DCB Decachlorobiphenyl						
1	9.687	9.686	0.001	3776862	0.003648	
2	10.467	10.466	0.001	6656724	0.009854	
					RPD = 91.93	

TETRA TECH

INTERNAL CORRESPONDENCE

TO: **A. MCGIVNEY** **DATE:** **OCTOBER 23, 2018**

FROM: **J. KALINYAK** **COPIES:** **DV FILE**

SUBJECT: **DATA VALIDATION – PCB**
MRC CHESAPEAKE PARK PLAZA
SAMPLE DELIVERY GROUP (SDG) 240-100062-1

SAMPLES: **42 / SOIL – PCBs (Aroclors)**

CPP-DUP-05-081718	CPP-DUP-06-081718	CPP-DUP-07-081718
CPP-DUP-08-081718	CPP-SB-1848-0.0-0.5	CPP-SB-1848-0.5-1.0
CPP-SB-1849-0.0-0.5	CPP-SB-1849-0.5-1.0	CPP-SB-1850-0.0-0.5
CPP-SB-1850-0.5-1.0	CPP-SB-1851-0.0-0.5	CPP-SB-1851-0.5-1.0
CPP-SB-1852-0.0-0.5	CPP-SB-1852-0.5-1.0	CPP-SB-1853-0.0-0.5
CPP-SB-1853-0.5-1.0	CPP-SB-1854-0.0-0.5	CPP-SB-1854-0.5-1.0
CPP-SB-1855-0.0-0.5	CPP-SB-1855-0.5-1.0	CPP-SB-1856-0.0-0.5
CPP-SB-1856-0.5-1.0	CPP-SB-1857-0.0-0.5	CPP-SB-1857-0.5-1.0
CPP-SB-1858-0.0-0.5	CPP-SB-1858-0.5-1.0	CPP-SB-1859-0.0-0.5
CPP-SB-1859-0.5-1.0	CPP-SB-1860-0.0-0.5	CPP-SB-1860-0.5-1.0
CPP-SB-1861-0.0-0.5	CPP-SB-1861-0.5-1.0	CPP-SB-1862-0.0-0.5
CPP-SB-1862-0.5-1.0	CPP-SB-1863-0.0-0.5	CPP-SB-1863-0.5-1.0
CPP-SB-1864-0.0-0.5	CPP-SB-1864-0.5-1.0	CPP-SB-1865-0.0-0.5
CPP-SB-1865-0.5-1.0	CPP-SB-1866-0.0-0.5	CPP-SB-1866-0.5-1.0

Overview

The sample set for MRC Chesapeake Park Plaza, SDG 240-100062-1, consisted of forty-two (42) soil samples. All samples were analyzed for polychlorinated biphenyls (PCBs)/Aroclors as listed above. Four (4) field duplicate sample pairs were included in the sample delivery group (SDG); CPP-DUP-05-081718 / CPP-SB-1849-0.5-1.0, CPP-DUP-06-081718 / CPP-SB-1856-0.0-0.5, CPP-DUP-07-081718 / CPP-SB-1860-0.5-1.0, and CPP-DUP-08-081718 / CPP-SB-1866-0.5-1.0.

The samples were collected by Tetra Tech on August 17, 2018 and analyzed by TestAmerica Laboratories Inc., North Canton. The analysis was conducted in accordance with EPA SW-846 Method 8082A for PCBs, analytical and reporting protocol.

The data contained in this SDG were validated with regard to the following parameters: data completeness, holding times, GC/MS tuning, initial/continuing calibrations, blank results, blank spike/blank spike duplicate results, matrix spike/matrix spike duplicate results, surrogate spike recoveries, internal standard recoveries, chromatographic resolution, analyte identification, analyte quantitation, field duplicate results, and detection limits. Areas of concern are listed below.

Major Problems

No issues were identified.

Minor Problems

- Detected results reported below the quantitation limit but above the method detection limit (MDL) were qualified as estimated, (J).

- The surrogate percent recoveries (%Rs) for decachlorobiphenyl (DCB) were greater than the quality control (QC) limit for samples CPP-SB-1860-0.5-1.0 and CPP-SB-1863-0.5-1.0 for the analytical column from which the detected Aroclor 1260 results were reported (column 2). The detected Aroclor 1260 results for the aforementioned samples were qualified estimated, (J). Non-detected Aroclor results in the affected samples did not require qualification.

- The PCB analytical column detected Aroclor 1260 result relative percent differences (RPDs) were greater than the 40% quality control (QC) limit for samples CPP-SB-1856-0.5-1.0 and CPP-SB-1857-0.5-1.0. Detected Aroclor 1260 results were qualified estimated, (J). The laboratory reported the lower of the two analytical column results.

- The matrix spike (MS) %R for Aroclor 1260 was greater than the QC limit for spiked sample CPP-SB-1854-0.0-0.5. Additionally, the sample Aroclor 1260 MS/MS duplicate (MSD) %R RPD was greater than the QC limit. The sample detected Aroclor 1260 result was qualified estimated, (J).

Notes

Samples CPP-SB-1854-0.5-1.0, CPP-SB-1858-0.0-0.5, CPP-SB-1860-0.0-0.5, and CPP-SB-1861-0.0-0.5 were diluted 5X and sample CPP-SB-1848-0.5-1.0 was diluted 10X for the PCB/Aroclor analyses resulting in elevated levels reported for non-detected PCB/Aroclor analytes. Sample dilution affected the recovery of surrogates for the PCB/Aroclor analyses. No action was taken for surrogate %R QC limit exceedances for samples with dilutions of 10X or greater.

The Aroclor 1016 MS/MSD %R RPD was greater than the QC limit for spiked sample CPP-DUP-08-081718. The sample had a non-detected Aroclor-1016 analyte result which was not qualified.

The laboratory narrative noted the following for thirty-two (32) of the SDG samples… “The following samples appear to contain polychlorinated biphenyls (PCBs); however, due to weathering, other environmental processes and/or contributions from the presence of multiple Aroclors, resulting in overlapping PCB patterns, the PCBs in the samples do not directly match any of the laboratory's Aroclor standards used for instrument calibration: CPP-SB-1848-0.0-0.5 (240-100062-1), CPP-SB-1849-0.0-0.5 (240-100062-4), CPP-SB-1849-0.5-1.0 (240-100062-5), CPP-SB-1850-0.0-0.5 (240-100062-7), CPP-SB-1850-0.5-1.0 (240-100062-8), CPP-SB-1851-0.0-0.5 (240-100062-10), CPP-SB-1851-0.5-1.0 (240-100062-11), CPP-SB-1852-0.0-0.5 (240-100062-13), CPP-SB-1852-0.5-1.0 (240-100062-14), CPP-SB-1853-0.0-0.5 (240-100062-16), CPP-SB-1853-0.5-1.0 (240-100062-17), CPP-SB-1854-0.0-0.5 (240-100062-19), CPP-SB-1855-0.0-0.5 (240-100062-22), CPP-SB-1855-0.5-1.0 (240-100062-23), CPP-SB-1856-0.0-0.5 (240-100062-25), CPP-SB-1856-0.5-1.0 (240-100062-26), CPP-SB-1857-0.0-0.5 (240-100062-28), CPP-SB-1858-0.0-0.5 (240-100062-31), CPP-SB-1859-0.0-0.5 (240-100062-34), CPP-SB-1860-0.0-0.5 (240-100062-37), CPP-SB-1861-0.5-1.0 (240-100062-41), CPP-SB-1862-0.0-0.5 (240-100062-43), CPP-SB-1862-0.5-1.0 (240-100062-44), CPP-SB-1863-0.0-0.5 (240-100062-46), CPP-SB-1863-0.5-1.0 (240-100062-47), CPP-SB-1864-0.0-0.5 (240-100062-49), CPP-SB-1864-0.5-1.0 (240-100062-50), CPP-SB-1865-0.0-0.5 (240-100062-52), CPP-SB-1865-0.5-1.0 (240-100062-53), CPP-SB-1866-0.0-0.5 (240-100062-55), CPP-SB-1866-0.5-1.0 (240-100062-56) and CPP-DUP-05-081718 (240-100062-58). The samples have been quantified and reported using the best overall Aroclor/standard pattern match.” The sample Aroclor results were not qualified for this issue.

Sample analyte results were reported to the Method Detection Limit.

EXECUTIVE SUMMARY

Laboratory Performance Issues: Sample detected Aroclor 1260 results were qualified for surrogate %R QC limit exceedances.

Other Factors Affecting Data Quality: Detected results reported below the quantitation limit but above the method detection limit were qualified as estimated, (J). Sample Aroclor 1260 detected results were qualified for analytical column result RPD QC limit exceedances. A sample Aroclor 1260 result was qualified for MS %R and MS/MSD %R RPD QC limit exceedances.

The data for these analyses were reviewed with reference to the USEPA National Functional Guidelines for Superfund Organic Methods Data Review (January 2017).



Tetra Tech
Joseph Kalinyak
Data Validator/Environmental Scientist



Tetra Tech
Joseph A. Samchuck
Data Validation Manager

Attachments:
Appendix A – Qualified Analytical Results
Appendix B – Results as Reported by the Laboratory
Appendix C – Support Documentation

Data Qualifier Definitions

The following definitions provide brief explanations of the validation qualifiers assigned to results in the data review process.

U	The analyte was analyzed for, but was not detected at a level greater than or equal to the level of the adjusted detection limit.
J	The result is an estimated quantity. The associated numerical value is the approximate concentration of the analyte in the sample (due either to the quality of the data generated because certain quality control criteria were not met, or the concentration of the analyte was below the reporting limit).
J+	The result is an estimated quantity, but the result may be biased high.
J-	The result is an estimated quantity, but the result may be biased low.
UJ	The analyte was analyzed for, but was not detected. The reported detection limit is approximate and may be inaccurate or imprecise.
NJ	The analyte has been “tentatively identified” or “presumptively” as present and the associated numerical value is the estimated concentration in the sample.
R	The sample result (detected) is unusable due to the quality of the data generated because certain criteria were not met. The analyte may or may not be present in the sample.
UR	The sample result (nondetected) is unusable due to the quality of the data generated because certain criteria were not met. The analyte may or may not be present in the sample.
X	The sample results (including non-detects) were affected by serious deficiencies in the ability to analyze the sample and meet published method and project quality control criteria. The presence or absence of the analyte cannot be substantiated by the data provided. Acceptance or rejection of the data should be decided by the project team, but exclusion of the data is recommended.

APPENDIX A

QUALIFIED ANALYTICAL RESULTS

Qualifier Codes:

A = Lab Blank Contamination
B = Field Blank Contamination
C = Calibration Noncompliance (i.e., % RSDs, %Ds, ICVs, CCVs, RRFs, etc.)
C01 = GC/MS Tuning Noncompliance
D = MS/MSD Recovery Noncompliance
E = LCS/LCSD Recovery Noncompliance
F = Lab Duplicate Imprecision
G = Field Duplicate Imprecision
H = Holding Time Exceedance
I = ICP Serial Dilution Noncompliance
J = ICP PDS Recovery Noncompliance; MSA's $r < 0.995$
K = ICP Interference - includes ICS % R Noncompliance
L = Instrument Calibration Range Exceedance
M = Sample Preservation Noncompliance
N = Internal Standard Noncompliance
N01 = Internal Standard Recovery Noncompliance Dioxins
N02 = Recovery Standard Noncompliance Dioxins
N03 = Clean-up Standard Noncompliance Dioxins
O = Poor Instrument Performance (i.e., base-time drifting)
P = Uncertainty near detection limit (< 2 x IDL for inorganics and <CRQL for organics)
Q = Other problems (can encompass a number of issues; i.e.chromatography,interferences, etc.)
R = Surrogates Recovery Noncompliance
S = Pesticide/PCB Resolution
T = % Breakdown Noncompliance for DDT and Endrin
U = RPD between columns/detectors >40% for positive results determined via GC/HPLC
V = Non-linear calibrations; correlation coefficient $r < 0.995$
W = EMPC result
X = Signal to noise response drop
Y = Percent solids <30%
Z = Uncertainty at 2 standard deviations is greater than sample activity
Z1 = Tentatively Identified Compound considered presumptively present
Z2 = Tentatively Identified Compound column bleed
Z3 = Tentatively Identified Compound aldol condensate
Z4 = Sample activity is less than the at uncertainty at 3 standard deviations and greater than the MDC
Z5 = Sample activity is less than the at uncertainty at 3 standard deviations and less than the MDC

PROJ_NO: 07533	NSAMPLE	CPP-DUP-05-081718			CPP-DUP-06-081718			CPP-DUP-07-081718			CPP-DUP-08-081718		
SDG: 240-100062-1	LAB_ID	240-100062-58			240-100062-59			240-100062-60			240-100062-61		
FRACTION: PCB	SAMP_DATE	8/17/2018			8/17/2018			8/17/2018			8/17/2018		
MEDIA: SOIL	QC_TYPE	NM			NM			NM			NM		
	UNITS	UG/KG			UG/KG			UG/KG			UG/KG		
	PCT_SOLIDS	85.7			82.4			81.4			90.5		
	DUP_OF	CPP-SB-1849-0.5-1.0			CPP-SB-1856-0.0-0.5			CPP-SB-1860-0.5-1.0			CPP-SB-1866-0.5-1.0		
PARAMETER		RESULT	VQL	QLCD	RESULT	VQL	QLCD	RESULT	VQL	QLCD	RESULT	VQL	QLCD
AROCLOR-1016		26	U		26	U		27	U		24	U	
AROCLOR-1221		28	U		29	U		29	U		26	U	
AROCLOR-1232		27	U		27	U		28	U		25	U	
AROCLOR-1242		22	U		23	U		23	U		21	U	
AROCLOR-1248		28	U		29	U		29	U		26	U	
AROCLOR-1254		27	U		27	U		28	U		25	U	
AROCLOR-1260		190			410			89			43	J	P
AROCLOR-1262		36	U		37	U		38	U		34	U	
AROCLOR-1268		27	U		27	U		28	U		25	U	

PROJ_NO: 07533	NSAMPLE	CPP-SB-1848-0.0-0.5			CPP-SB-1848-0.5-1.0			CPP-SB-1849-0.0-0.5			CPP-SB-1849-0.5-1.0		
SDG: 240-100062-1	LAB_ID	240-100062-1			240-100062-2			240-100062-4			240-100062-5		
FRACTION: PCB	SAMP_DATE	8/17/2018			8/17/2018			8/17/2018			8/17/2018		
MEDIA: SOIL	QC_TYPE	NM			NM			NM			NM		
	UNITS	UG/KG			UG/KG			UG/KG			UG/KG		
	PCT_SOLIDS	77.1			81.7			79.4			81.0		
	DUP_OF												
PARAMETER		RESULT	VQL	QLCD	RESULT	VQL	QLCD	RESULT	VQL	QLCD	RESULT	VQL	QLCD
AROCLOR-1016		28	U		270	U		27	U		27	U	
AROCLOR-1221		31	U		290	U		30	U		29	U	
AROCLOR-1232		30	U		280	U		29	U		28	U	
AROCLOR-1242		24	U		230	U		24	U		23	U	
AROCLOR-1248		31	U		290	U		30	U		29	U	
AROCLOR-1254		30	U		280	U		29	U		28	U	
AROCLOR-1260		930			270	U		790			140		
AROCLOR-1262		40	U		380	U		39	U		38	U	
AROCLOR-1268		30	U		280	U		29	U		28	U	

PROJ_NO: 07533	NSAMPLE	CPP-SB-1850-0.0-0.5			CPP-SB-1850-0.5-1.0			CPP-SB-1851-0.0-0.5			CPP-SB-1851-0.5-1.0		
SDG: 240-100062-1	LAB_ID	240-100062-7			240-100062-8			240-100062-10			240-100062-11		
FRACTION: PCB	SAMP_DATE	8/17/2018			8/17/2018			8/17/2018			8/17/2018		
MEDIA: SOIL	QC_TYPE	NM			NM			NM			NM		
	UNITS	UG/KG			UG/KG			UG/KG			UG/KG		
	PCT_SOLIDS	79.8			77.3			80.2			85.6		
	DUP_OF												
PARAMETER		RESULT	VQL	QLCD	RESULT	VQL	QLCD	RESULT	VQL	QLCD	RESULT	VQL	QLCD
AROCLOR-1016		27	U		28	U		27	U		25	U	
AROCLOR-1221		30	U		31	U		30	U		28	U	
AROCLOR-1232		28	U		29	U		28	U		27	U	
AROCLOR-1242		23	U		24	U		24	U		22	U	
AROCLOR-1248		30	U		31	U		30	U		28	U	
AROCLOR-1254		28	U		29	U		28	U		27	U	
AROCLOR-1260		660			190			740			65		
AROCLOR-1262		38	U		39	U		38	U		36	U	
AROCLOR-1268		28	U		29	U		28	U		27	U	

PROJ_NO: 07533	NSAMPLE	CPP-SB-1852-0.0-0.5			CPP-SB-1852-0.5-1.0			CPP-SB-1853-0.0-0.5			CPP-SB-1853-0.5-1.0		
SDG: 240-100062-1	LAB_ID	240-100062-13			240-100062-14			240-100062-16			240-100062-17		
FRACTION: PCB	SAMP_DATE	8/17/2018			8/17/2018			8/17/2018			8/17/2018		
MEDIA: SOIL	QC_TYPE	NM			NM			NM			NM		
	UNITS	UG/KG			UG/KG			UG/KG			UG/KG		
	PCT_SOLIDS	80.4			83.7			73.0			83.3		
	DUP_OF												
PARAMETER		RESULT	VQL	QLCD	RESULT	VQL	QLCD	RESULT	VQL	QLCD	RESULT	VQL	QLCD
AROCLOR-1016		27	U		26	U		30	U		26	U	
AROCLOR-1221		29	U		29	U		33	U		29	U	
AROCLOR-1232		28	U		27	U		31	U		27	U	
AROCLOR-1242		23	U		23	U		26	U		23	U	
AROCLOR-1248		29	U		29	U		33	U		29	U	
AROCLOR-1254		28	U		27	U		31	U		27	U	
AROCLOR-1260		670			120			870			190		
AROCLOR-1262		38	U		37	U		42	U		37	U	
AROCLOR-1268		28	U		27	U		31	U		27	U	

PROJ_NO: 07533	NSAMPLE	CPP-SB-1854-0.0-0.5			CPP-SB-1854-0.5-1.0			CPP-SB-1855-0.0-0.5			CPP-SB-1855-0.5-1.0		
SDG: 240-100062-1	LAB_ID	240-100062-19			240-100062-20			240-100062-22			240-100062-23		
FRACTION: PCB	SAMP_DATE	8/17/2018			8/17/2018			8/17/2018			8/17/2018		
MEDIA: SOIL	QC_TYPE	NM			NM			NM			NM		
	UNITS	UG/KG			UG/KG			UG/KG			UG/KG		
	PCT_SOLIDS	83.9			80.6			80.3			82.3		
	DUP_OF												
PARAMETER		RESULT	VQL	QLCD	RESULT	VQL	QLCD	RESULT	VQL	QLCD	RESULT	VQL	QLCD
AROCLOR-1016		26	U		140	U		28	U		26	U	
AROCLOR-1221		28	U		150	U		30	U		29	U	
AROCLOR-1232		27	U		150	U		29	U		27	U	
AROCLOR-1242		22	U		120	U		24	U		23	U	
AROCLOR-1248		28	U		150	U		30	U		29	U	
AROCLOR-1254		27	U		150	U		29	U		27	U	
AROCLOR-1260		1000	J	D	2800			340			240		
AROCLOR-1262		37	U		200	U		39	U		37	U	
AROCLOR-1268		27	U		150	U		29	U		27	U	

PROJ_NO: 07533	NSAMPLE	CPP-SB-1856-0.0-0.5			CPP-SB-1856-0.5-1.0			CPP-SB-1857-0.0-0.5			CPP-SB-1857-0.5-1.0		
SDG: 240-100062-1	LAB_ID	240-100062-25			240-100062-26			240-100062-28			240-100062-29		
FRACTION: PCB	SAMP_DATE	8/17/2018			8/17/2018			8/17/2018			8/17/2018		
MEDIA: SOIL	QC_TYPE	NM			NM			NM			NM		
	UNITS	UG/KG			UG/KG			UG/KG			UG/KG		
	PCT_SOLIDS	91.7			86.7			84.1			81.5		
	DUP_OF												
PARAMETER		RESULT	VQL	QLCD	RESULT	VQL	QLCD	RESULT	VQL	QLCD	RESULT	VQL	QLCD
AROCLOR-1016		24	U		25	U		26	U		27	U	
AROCLOR-1221		26	U		27	U		28	U		29	U	
AROCLOR-1232		25	U		26	U		27	U		28	U	
AROCLOR-1242		21	U		21	U		22	U		23	U	
AROCLOR-1248		26	U		27	U		28	U		29	U	
AROCLOR-1254		25	U		26	U		27	U		28	U	
AROCLOR-1260		350			170	J	U	1100			34	J	PU
AROCLOR-1262		34	U		35	U		37	U		38	U	
AROCLOR-1268		25	U		26	U		27	U		28	U	

PROJ_NO: 07533	NSAMPLE	CPP-SB-1858-0.0-0.5			CPP-SB-1858-0.5-1.0			CPP-SB-1859-0.0-0.5			CPP-SB-1859-0.5-1.0		
SDG: 240-100062-1	LAB_ID	240-100062-31			240-100062-32			240-100062-34			240-100062-35		
FRACTION: PCB	SAMP_DATE	8/17/2018			8/17/2018			8/17/2018			8/17/2018		
MEDIA: SOIL	QC_TYPE	NM			NM			NM			NM		
	UNITS	UG/KG			UG/KG			UG/KG			UG/KG		
	PCT_SOLIDS	77.2			88.2			83.6			85.6		
	DUP_OF												
PARAMETER		RESULT	VQL	QLCD	RESULT	VQL	QLCD	RESULT	VQL	QLCD	RESULT	VQL	QLCD
AROCLOR-1016		140	U		24	U		26	U		25	U	
AROCLOR-1221		150	U		27	U		29	U		28	U	
AROCLOR-1232		150	U		26	U		27	U		26	U	
AROCLOR-1242		120	U		21	U		23	U		22	U	
AROCLOR-1248		150	U		27	U		29	U		28	U	
AROCLOR-1254		150	U		26	U		27	U		26	U	
AROCLOR-1260		1300			24	U		1000			35	J	P
AROCLOR-1262		200	U		35	U		37	U		36	U	
AROCLOR-1268		150	U		26	U		27	U		26	U	

PROJ_NO: 07533	NSAMPLE	CPP-SB-1860-0.0-0.5			CPP-SB-1860-0.5-1.0			CPP-SB-1861-0.0-0.5			CPP-SB-1861-0.5-1.0		
SDG: 240-100062-1	LAB_ID	240-100062-37			240-100062-38			240-100062-40			240-100062-41		
FRACTION: PCB	SAMP_DATE	8/17/2018			8/17/2018			8/17/2018			8/17/2018		
MEDIA: SOIL	QC_TYPE	NM			NM			NM			NM		
	UNITS	UG/KG			UG/KG			UG/KG			UG/KG		
	PCT_SOLIDS	78.5			88.2			78.6			88.5		
	DUP_OF												
PARAMETER		RESULT	VQL	QLCD	RESULT	VQL	QLCD	RESULT	VQL	QLCD	RESULT	VQL	QLCD
AROCLOR-1016		140	U		25	U		140	U		25	U	
AROCLOR-1221		150	U		27	U		150	U		27	U	
AROCLOR-1232		140	U		26	U		140	U		26	U	
AROCLOR-1242		120	U		21	U		120	U		21	U	
AROCLOR-1248		150	U		27	U		150	U		27	U	
AROCLOR-1254		140	U		26	U		140	U		26	U	
AROCLOR-1260		4700			76	J	R	2500			190		
AROCLOR-1262		200	U		35	U		200	U		35	U	
AROCLOR-1268		140	U		26	U		140	U		26	U	

PROJ_NO: 07533	NSAMPLE	CPP-SB-1862-0.0-0.5			CPP-SB-1862-0.5-1.0			CPP-SB-1863-0.0-0.5			CPP-SB-1863-0.5-1.0		
SDG: 240-100062-1	LAB_ID	240-100062-43			240-100062-44			240-100062-46			240-100062-47		
FRACTION: PCB	SAMP_DATE	8/17/2018			8/17/2018			8/17/2018			8/17/2018		
MEDIA: SOIL	QC_TYPE	NM			NM			NM			NM		
	UNITS	UG/KG			UG/KG			UG/KG			UG/KG		
	PCT_SOLIDS	74.2			88.8			79.3			84.9		
	DUP_OF												
PARAMETER		RESULT	VQL	QLCD	RESULT	VQL	QLCD	RESULT	VQL	QLCD	RESULT	VQL	QLCD
AROCLOR-1016		29	U		24	U		27	U		25	U	
AROCLOR-1221		32	U		27	U		30	U		28	U	
AROCLOR-1232		31	U		25	U		28	U		27	U	
AROCLOR-1242		25	U		21	U		23	U		22	U	
AROCLOR-1248		32	U		27	U		30	U		28	U	
AROCLOR-1254		31	U		25	U		28	U		27	U	
AROCLOR-1260		1100			70			710			240	J	R
AROCLOR-1262		41	U		34	U		38	U		36	U	
AROCLOR-1268		31	U		25	U		28	U		27	U	

PROJ_NO: 07533	NSAMPLE	CPP-SB-1864-0.0-0.5			CPP-SB-1864-0.5-1.0			CPP-SB-1865-0.0-0.5			CPP-SB-1865-0.5-1.0		
SDG: 240-100062-1	LAB_ID	240-100062-49			240-100062-50			240-100062-52			240-100062-53		
FRACTION: PCB	SAMP_DATE	8/17/2018			8/17/2018			8/17/2018			8/17/2018		
MEDIA: SOIL	QC_TYPE	NM			NM			NM			NM		
	UNITS	UG/KG			UG/KG			UG/KG			UG/KG		
	PCT_SOLIDS	81.3			81.5			84.8			89.9		
	DUP_OF												
PARAMETER		RESULT	VQL	QLCD	RESULT	VQL	QLCD	RESULT	VQL	QLCD	RESULT	VQL	QLCD
AROCLOR-1016		27	U		27	U		26	U		24	U	
AROCLOR-1221		29	U		29	U		28	U		26	U	
AROCLOR-1232		28	U		28	U		27	U		25	U	
AROCLOR-1242		23	U		23	U		22	U		21	U	
AROCLOR-1248		29	U		29	U		28	U		26	U	
AROCLOR-1254		28	U		28	U		27	U		25	U	
AROCLOR-1260		340			160			470			30	J	P
AROCLOR-1262		38	U		37	U		36	U		34	U	
AROCLOR-1268		28	U		28	U		27	U		25	U	

PROJ_NO: 07533	NSAMPLE	CPP-SB-1866-0.0-0.5			CPP-SB-1866-0.5-1.0		
SDG: 240-100062-1	LAB_ID	240-100062-55			240-100062-56		
FRACTION: PCB	SAMP_DATE	8/17/2018			8/17/2018		
MEDIA: SOIL	QC_TYPE	NM			NM		
	UNITS	UG/KG			UG/KG		
	PCT_SOLIDS	87.1			92.1		
	DUP_OF						
PARAMETER		RESULT	VQL	QLCD	RESULT	VQL	QLCD
AROCLOR-1016		25	U		24	U	
AROCLOR-1221		27	U		26	U	
AROCLOR-1232		26	U		25	U	
AROCLOR-1242		21	U		21	U	
AROCLOR-1248		27	U		26	U	
AROCLOR-1254		26	U		25	U	
AROCLOR-1260		840			24	U	
AROCLOR-1262		35	U		34	U	
AROCLOR-1268		26	U		25	U	

APPENDIX B

RESULTS AS REPORTED BY THE LABORATORY

FORM I
PCBS ORGANICS ANALYSIS DATA SHEET

Lab Name: TestAmerica Canton | Job No.: 240-100062-1

SDG No.:

Client Sample ID: CPP-DUP-05-081718 | Lab Sample ID: 240-100062-58

Matrix: Solid | Lab File ID: P13082629.D

Analysis Method: 8082A | Date Collected: 08/17/2018 00:00

Extraction Method: 3540C | Date Extracted: 08/23/2018 13:02

Sample wt/vol: 10.06(g) | Date Analyzed: 08/26/2018 22:10

Con. Extract Vol.: 10(mL) | Dilution Factor: 1

Injection Volume: 1(uL) | GC Column: CLP-1 (0.53mm) ID: 0.53(mm)

% Moisture: 14.3 | GPC Cleanup:(Y/N) N

Analysis Batch No.: 342535 | Units: ug/Kg

CAS NO.	COMPOUND NAME	RESULT	Q	RL	MDL
12674-11-2	Aroclor-1016	26	U	58	26
11104-28-2	Aroclor-1221	28	U	58	28
11141-16-5	Aroclor-1232	27	U	58	27
53469-21-9	Aroclor-1242	22	U	58	22
12672-29-6	Aroclor-1248	28	U	58	28
11097-69-1	Aroclor-1254	27	U	58	27
11096-82-5	Aroclor-1260	190		58	26
37324-23-5	Aroclor-1262	36	U	58	36
11100-14-4	Aroclor-1268	27	U	58	27

CAS NO.	SURROGATE	%REC	Q	LIMITS
877-09-8	Tetrachloro-m-xylene	80		14-128
2051-24-3	DCB Decachlorobiphenyl	121		10-132

FORM I
PCBS ORGANICS ANALYSIS DATA SHEET

Lab Name: TestAmerica Canton | Job No.: 240-100062-1

SDG No.:

Client Sample ID: CPP-DUP-06-081718 | Lab Sample ID: 240-100062-59

Matrix: Solid | Lab File ID: P13082630.D

Analysis Method: 8082A | Date Collected: 08/17/2018 00:00

Extraction Method: 3540C | Date Extracted: 08/23/2018 13:02

Sample wt/vol: 10.15(g) | Date Analyzed: 08/26/2018 22:28

Con. Extract Vol.: 10(mL) | Dilution Factor: 1

Injection Volume: 1(uL) | GC Column: CLP-1 (0.53mm) ID: 0.53(mm)

% Moisture: 17.6 | GPC Cleanup:(Y/N) N

Analysis Batch No.: 342535 | Units: ug/Kg

CAS NO.	COMPOUND NAME	RESULT	Q	RL	MDL
12674-11-2	Aroclor-1016	26	U	60	26
11104-28-2	Aroclor-1221	29	U	60	29
11141-16-5	Aroclor-1232	27	U	60	27
53469-21-9	Aroclor-1242	23	U	60	23
12672-29-6	Aroclor-1248	29	U	60	29
11097-69-1	Aroclor-1254	27	U	60	27
11096-82-5	Aroclor-1260	410		60	26
37324-23-5	Aroclor-1262	37	U	60	37
11100-14-4	Aroclor-1268	27	U	60	27

CAS NO.	SURROGATE	%REC	Q	LIMITS
877-09-8	Tetrachloro-m-xylene	77		14-128
2051-24-3	DCB Decachlorobiphenyl	120		10-132

FORM I
PCBS ORGANICS ANALYSIS DATA SHEET

Lab Name: TestAmerica Canton | Job No.: 240-100062-1

SDG No.:

Client Sample ID: CPP-DUP-07-081718 | Lab Sample ID: 240-100062-60

Matrix: Solid | Lab File ID: P13082631.D

Analysis Method: 8082A | Date Collected: 08/17/2018 00:00

Extraction Method: 3540C | Date Extracted: 08/23/2018 13:02

Sample wt/vol: 10.00(g) | Date Analyzed: 08/26/2018 22:45

Con. Extract Vol.: 10(mL) | Dilution Factor: 1

Injection Volume: 1(uL) | GC Column: CLP-1 (0.53mm) ID: 0.53(mm)

% Moisture: 18.6 | GPC Cleanup:(Y/N) N

Analysis Batch No.: 342535 | Units: ug/Kg

CAS NO.	COMPOUND NAME	RESULT	Q	RL	MDL
12674-11-2	Aroclor-1016	27	U	61	27
11104-28-2	Aroclor-1221	29	U	61	29
11141-16-5	Aroclor-1232	28	U	61	28
53469-21-9	Aroclor-1242	23	U	61	23
12672-29-6	Aroclor-1248	29	U	61	29
11097-69-1	Aroclor-1254	28	U	61	28
11096-82-5	Aroclor-1260	89		61	27
37324-23-5	Aroclor-1262	38	U	61	38
11100-14-4	Aroclor-1268	28	U	61	28

CAS NO.	SURROGATE	%REC	Q	LIMITS
877-09-8	Tetrachloro-m-xylene	70		14-128
2051-24-3	DCB Decachlorobiphenyl	91		10-132

FORM I
PCBS ORGANICS ANALYSIS DATA SHEET

Lab Name: TestAmerica Canton | Job No.: 240-100062-1

SDG No.:

Client Sample ID: CPP-DUP-08-081718 | Lab Sample ID: 240-100062-61

Matrix: Solid | Lab File ID: P10082446.D

Analysis Method: 8082A | Date Collected: 08/17/2018 00:00

Extraction Method: 3540C | Date Extracted: 08/23/2018 14:21

Sample wt/vol: 10.13(g) | Date Analyzed: 08/24/2018 21:42

Con. Extract Vol.: 10(mL) | Dilution Factor: 1

Injection Volume: 1(uL) | GC Column: CLP-2 (0.53mm) ID: 0.53(mm)

% Moisture: 9.5 | GPC Cleanup:(Y/N) N

Analysis Batch No.: 342446 | Units: ug/Kg

CAS NO.	COMPOUND NAME	RESULT	Q	RL	MDL
12674-11-2	Aroclor-1016	24	U F2	55	24
11104-28-2	Aroclor-1221	26	U	55	26
11141-16-5	Aroclor-1232	25	U	55	25
53469-21-9	Aroclor-1242	21	U	55	21
12672-29-6	Aroclor-1248	26	U	55	26
11097-69-1	Aroclor-1254	25	U	55	25
11096-82-5	Aroclor-1260	43	J	55	24
37324-23-5	Aroclor-1262	34	U	55	34
11100-14-4	Aroclor-1268	25	U	55	25

CAS NO.	SURROGATE	%REC	Q	LIMITS
877-09-8	Tetrachloro-m-xylene	81		14-128
2051-24-3	DCB Decachlorobiphenyl	81		10-132

FORM I
PCBS ORGANICS ANALYSIS DATA SHEET

Lab Name: TestAmerica Canton | Job No.: 240-100062-1

SDG No.:

Client Sample ID: CPP-SB-1848-0.0-0.5 | Lab Sample ID: 240-100062-1

Matrix: Solid | Lab File ID: P10082316.D

Analysis Method: 8082A | Date Collected: 08/17/2018 08:26

Extraction Method: 3540C | Date Extracted: 08/21/2018 11:46

Sample wt/vol: 10.08(g) | Date Analyzed: 08/23/2018 09:15

Con. Extract Vol.: 10(mL) | Dilution Factor: 1

Injection Volume: 1(uL) | GC Column: CLP-2 (0.53mm) ID: 0.53(mm)

% Moisture: 22.9 | GPC Cleanup:(Y/N) N

Analysis Batch No.: 342123 | Units: ug/Kg

CAS NO.	COMPOUND NAME	RESULT	Q	RL	MDL
12674-11-2	Aroclor-1016	28	U	64	28
11104-28-2	Aroclor-1221	31	U	64	31
11141-16-5	Aroclor-1232	30	U	64	30
53469-21-9	Aroclor-1242	24	U	64	24
12672-29-6	Aroclor-1248	31	U	64	31
11097-69-1	Aroclor-1254	30	U	64	30
11096-82-5	Aroclor-1260	930		64	28
37324-23-5	Aroclor-1262	40	U	64	40
11100-14-4	Aroclor-1268	30	U	64	30

CAS NO.	SURROGATE	%REC	Q	LIMITS
877-09-8	Tetrachloro-m-xylene	79		14-128
2051-24-3	DCB Decachlorobiphenyl	55		10-132

FORM I
PCBS ORGANICS ANALYSIS DATA SHEET

Lab Name: TestAmerica Canton | Job No.: 240-100062-1

SDG No.:

Client Sample ID: CPP-SB-1848-0.5-1.0 | Lab Sample ID: 240-100062-2

Matrix: Solid | Lab File ID: P10082455.D

Analysis Method: 8082A | Date Collected: 08/17/2018 08:27

Extraction Method: 3540C | Date Extracted: 08/21/2018 11:46

Sample wt/vol: 10.06(g) | Date Analyzed: 08/25/2018 00:32

Con. Extract Vol.: 10(mL) | Dilution Factor: 10

Injection Volume: 1(uL) | GC Column: CLP-2 (0.53mm) ID: 0.53(mm)

% Moisture: 18.3 | GPC Cleanup:(Y/N) N

Analysis Batch No.: 342446 | Units: ug/Kg

CAS NO.	COMPOUND NAME	RESULT	Q	RL	MDL
12674-11-2	Aroclor-1016	270	U	610	270
11104-28-2	Aroclor-1221	290	U	610	290
11141-16-5	Aroclor-1232	280	U	610	280
53469-21-9	Aroclor-1242	230	U	610	230
12672-29-6	Aroclor-1248	290	U	610	290
11097-69-1	Aroclor-1254	280	U	610	280
11096-82-5	Aroclor-1260	270	U	610	270
37324-23-5	Aroclor-1262	380	U	610	380
11100-14-4	Aroclor-1268	280	U	610	280

CAS NO.	SURROGATE	%REC	Q	LIMITS
877-09-8	Tetrachloro-m-xylene	98		14-128
2051-24-3	DCB Decachlorobiphenyl	55	p	10-132

FORM I
PCBS ORGANICS ANALYSIS DATA SHEET

Lab Name: TestAmerica Canton | Job No.: 240-100062-1

SDG No.:

Client Sample ID: CPP-SB-1849-0.0-0.5 | Lab Sample ID: 240-100062-4

Matrix: Solid | Lab File ID: P10082319.D

Analysis Method: 8082A | Date Collected: 08/17/2018 08:44

Extraction Method: 3540C | Date Extracted: 08/21/2018 11:46

Sample wt/vol: 10.12(g) | Date Analyzed: 08/23/2018 10:12

Con. Extract Vol.: 10(mL) | Dilution Factor: 1

Injection Volume: 1(uL) | GC Column: CLP-2 (0.53mm) ID: 0.53(mm)

% Moisture: 20.6 | GPC Cleanup:(Y/N) N

Analysis Batch No.: 342123 | Units: ug/Kg

CAS NO.	COMPOUND NAME	RESULT	Q	RL	MDL
12674-11-2	Aroclor-1016	27	U	62	27
11104-28-2	Aroclor-1221	30	U	62	30
11141-16-5	Aroclor-1232	29	U	62	29
53469-21-9	Aroclor-1242	24	U	62	24
12672-29-6	Aroclor-1248	30	U	62	30
11097-69-1	Aroclor-1254	29	U	62	29
11096-82-5	Aroclor-1260	790		62	27
37324-23-5	Aroclor-1262	39	U	62	39
11100-14-4	Aroclor-1268	29	U	62	29

CAS NO.	SURROGATE	%REC	Q	LIMITS
877-09-8	Tetrachloro-m-xylene	79		14-128
2051-24-3	DCB Decachlorobiphenyl	85		10-132

FORM I
PCBS ORGANICS ANALYSIS DATA SHEET

Lab Name: TestAmerica Canton | Job No.: 240-100062-1

SDG No.:

Client Sample ID: CPP-SB-1849-0.5-1.0 | Lab Sample ID: 240-100062-5

Matrix: Solid | Lab File ID: P10082320.D

Analysis Method: 8082A | Date Collected: 08/17/2018 08:45

Extraction Method: 3540C | Date Extracted: 08/21/2018 11:46

Sample wt/vol: 10.12(g) | Date Analyzed: 08/23/2018 10:32

Con. Extract Vol.: 10(mL) | Dilution Factor: 1

Injection Volume: 1(uL) | GC Column: CLP-2 (0.53mm) ID: 0.53(mm)

% Moisture: 19.0 | GPC Cleanup:(Y/N) N

Analysis Batch No.: 342123 | Units: ug/Kg

CAS NO.	COMPOUND NAME	RESULT	Q	RL	MDL
12674-11-2	Aroclor-1016	27	U	61	27
11104-28-2	Aroclor-1221	29	U	61	29
11141-16-5	Aroclor-1232	28	U	61	28
53469-21-9	Aroclor-1242	23	U	61	23
12672-29-6	Aroclor-1248	29	U	61	29
11097-69-1	Aroclor-1254	28	U	61	28
11096-82-5	Aroclor-1260	140		61	27
37324-23-5	Aroclor-1262	38	U	61	38
11100-14-4	Aroclor-1268	28	U	61	28

CAS NO.	SURROGATE	%REC	Q	LIMITS
877-09-8	Tetrachloro-m-xylene	76		14-128
2051-24-3	DCB Decachlorobiphenyl	63	p	10-132

FORM I
PCBS ORGANICS ANALYSIS DATA SHEET

Lab Name: TestAmerica Canton | Job No.: 240-100062-1

SDG No.:

Client Sample ID: CPP-SB-1850-0.0-0.5 | Lab Sample ID: 240-100062-7

Matrix: Solid | Lab File ID: P10082321.D

Analysis Method: 8082A | Date Collected: 08/17/2018 08:58

Extraction Method: 3540C | Date Extracted: 08/21/2018 11:46

Sample wt/vol: 10.18(g) | Date Analyzed: 08/23/2018 10:51

Con. Extract Vol.: 10(mL) | Dilution Factor: 1

Injection Volume: 1(uL) | GC Column: CLP-2 (0.53mm) ID: 0.53(mm)

% Moisture: 20.2 | GPC Cleanup:(Y/N) N

Analysis Batch No.: 342123 | Units: ug/Kg

CAS NO.	COMPOUND NAME	RESULT	Q	RL	MDL
12674-11-2	Aroclor-1016	27	U	62	27
11104-28-2	Aroclor-1221	30	U	62	30
11141-16-5	Aroclor-1232	28	U	62	28
53469-21-9	Aroclor-1242	23	U	62	23
12672-29-6	Aroclor-1248	30	U	62	30
11097-69-1	Aroclor-1254	28	U	62	28
11096-82-5	Aroclor-1260	660		62	27
37324-23-5	Aroclor-1262	38	U	62	38
11100-14-4	Aroclor-1268	28	U	62	28

CAS NO.	SURROGATE	%REC	Q	LIMITS
877-09-8	Tetrachloro-m-xylene	79		14-128
2051-24-3	DCB Decachlorobiphenyl	61		10-132

FORM I
PCBS ORGANICS ANALYSIS DATA SHEET

Lab Name: TestAmerica Canton | Job No.: 240-100062-1

SDG No.:

Client Sample ID: CPP-SB-1850-0.5-1.0 | Lab Sample ID: 240-100062-8

Matrix: Solid | Lab File ID: P10082322.D

Analysis Method: 8082A | Date Collected: 08/17/2018 08:59

Extraction Method: 3540C | Date Extracted: 08/21/2018 11:46

Sample wt/vol: 10.18(g) | Date Analyzed: 08/23/2018 11:11

Con. Extract Vol.: 10(mL) | Dilution Factor: 1

Injection Volume: 1(uL) | GC Column: CLP-2 (0.53mm) ID: 0.53(mm)

% Moisture: 22.7 | GPC Cleanup:(Y/N) N

Analysis Batch No.: 342123 | Units: ug/Kg

CAS NO.	COMPOUND NAME	RESULT	Q	RL	MDL
12674-11-2	Aroclor-1016	28	U	64	28
11104-28-2	Aroclor-1221	31	U	64	31
11141-16-5	Aroclor-1232	29	U	64	29
53469-21-9	Aroclor-1242	24	U	64	24
12672-29-6	Aroclor-1248	31	U	64	31
11097-69-1	Aroclor-1254	29	U	64	29
11096-82-5	Aroclor-1260	190		64	28
37324-23-5	Aroclor-1262	39	U	64	39
11100-14-4	Aroclor-1268	29	U	64	29

CAS NO.	SURROGATE	%REC	Q	LIMITS
877-09-8	Tetrachloro-m-xylene	74		14-128
2051-24-3	DCB Decachlorobiphenyl	99		10-132

FORM I
PCBS ORGANICS ANALYSIS DATA SHEET

Lab Name: TestAmerica Canton | Job No.: 240-100062-1

SDG No.:

Client Sample ID: CPP-SB-1851-0.0-0.5 | Lab Sample ID: 240-100062-10

Matrix: Solid | Lab File ID: P10082323.D

Analysis Method: 8082A | Date Collected: 08/17/2018 09:10

Extraction Method: 3540C | Date Extracted: 08/21/2018 11:46

Sample wt/vol: 10.07(g) | Date Analyzed: 08/23/2018 11:30

Con. Extract Vol.: 10(mL) | Dilution Factor: 1

Injection Volume: 1(uL) | GC Column: CLP-2 (0.53mm) ID: 0.53(mm)

% Moisture: 19.8 | GPC Cleanup:(Y/N) N

Analysis Batch No.: 342123 | Units: ug/Kg

CAS NO.	COMPOUND NAME	RESULT	Q	RL	MDL
12674-11-2	Aroclor-1016	27	U	62	27
11104-28-2	Aroclor-1221	30	U	62	30
11141-16-5	Aroclor-1232	28	U	62	28
53469-21-9	Aroclor-1242	24	U	62	24
12672-29-6	Aroclor-1248	30	U	62	30
11097-69-1	Aroclor-1254	28	U	62	28
11096-82-5	Aroclor-1260	740		62	27
37324-23-5	Aroclor-1262	38	U	62	38
11100-14-4	Aroclor-1268	28	U	62	28

CAS NO.	SURROGATE	%REC	Q	LIMITS
877-09-8	Tetrachloro-m-xylene	75		14-128
2051-24-3	DCB Decachlorobiphenyl	64		10-132

FORM I
PCBS ORGANICS ANALYSIS DATA SHEET

Lab Name: TestAmerica Canton | Job No.: 240-100062-1

SDG No.:

Client Sample ID: CPP-SB-1851-0.5-1.0 | Lab Sample ID: 240-100062-11

Matrix: Solid | Lab File ID: P10082324.D

Analysis Method: 8082A | Date Collected: 08/17/2018 09:11

Extraction Method: 3540C | Date Extracted: 08/21/2018 11:46

Sample wt/vol: 10.09(g) | Date Analyzed: 08/23/2018 11:49

Con. Extract Vol.: 10(mL) | Dilution Factor: 1

Injection Volume: 1(uL) | GC Column: CLP-2 (0.53mm) ID: 0.53(mm)

% Moisture: 14.4 | GPC Cleanup:(Y/N) N

Analysis Batch No.: 342123 | Units: ug/Kg

CAS NO.	COMPOUND NAME	RESULT	Q	RL	MDL
12674-11-2	Aroclor-1016	25	U	58	25
11104-28-2	Aroclor-1221	28	U	58	28
11141-16-5	Aroclor-1232	27	U	58	27
53469-21-9	Aroclor-1242	22	U	58	22
12672-29-6	Aroclor-1248	28	U	58	28
11097-69-1	Aroclor-1254	27	U	58	27
11096-82-5	Aroclor-1260	65		58	25
37324-23-5	Aroclor-1262	36	U	58	36
11100-14-4	Aroclor-1268	27	U	58	27

CAS NO.	SURROGATE	%REC	Q	LIMITS
877-09-8	Tetrachloro-m-xylene	77		14-128
2051-24-3	DCB Decachlorobiphenyl	57	p	10-132

FORM I
PCBS ORGANICS ANALYSIS DATA SHEET

Lab Name: TestAmerica Canton | Job No.: 240-100062-1

SDG No.:

Client Sample ID: CPP-SB-1852-0.0-0.5 | Lab Sample ID: 240-100062-13

Matrix: Solid | Lab File ID: P10082325.D

Analysis Method: 8082A | Date Collected: 08/17/2018 09:23

Extraction Method: 3540C | Date Extracted: 08/21/2018 11:46

Sample wt/vol: 10.18(g) | Date Analyzed: 08/23/2018 12:08

Con. Extract Vol.: 10(mL) | Dilution Factor: 1

Injection Volume: 1(uL) | GC Column: CLP-2 (0.53mm) ID: 0.53(mm)

% Moisture: 19.6 | GPC Cleanup:(Y/N) N

Analysis Batch No.: 342123 | Units: ug/Kg

CAS NO.	COMPOUND NAME	RESULT	Q	RL	MDL
12674-11-2	Aroclor-1016	27	U	61	27
11104-28-2	Aroclor-1221	29	U	61	29
11141-16-5	Aroclor-1232	28	U	61	28
53469-21-9	Aroclor-1242	23	U	61	23
12672-29-6	Aroclor-1248	29	U	61	29
11097-69-1	Aroclor-1254	28	U	61	28
11096-82-5	Aroclor-1260	670		61	27
37324-23-5	Aroclor-1262	38	U	61	38
11100-14-4	Aroclor-1268	28	U	61	28

CAS NO.	SURROGATE	%REC	Q	LIMITS
877-09-8	Tetrachloro-m-xylene	70		14-128
2051-24-3	DCB Decachlorobiphenyl	45	p	10-132

FORM I
PCBS ORGANICS ANALYSIS DATA SHEET

Lab Name: TestAmerica Canton | Job No.: 240-100062-1

SDG No.:

Client Sample ID: CPP-SB-1852-0.5-1.0 | Lab Sample ID: 240-100062-14

Matrix: Solid | Lab File ID: P10082326.D

Analysis Method: 8082A | Date Collected: 08/17/2018 09:24

Extraction Method: 3540C | Date Extracted: 08/21/2018 11:46

Sample wt/vol: 10.04(g) | Date Analyzed: 08/23/2018 12:27

Con. Extract Vol.: 10(mL) | Dilution Factor: 1

Injection Volume: 1(uL) | GC Column: CLP-2 (0.53mm) ID: 0.53(mm)

% Moisture: 16.3 | GPC Cleanup:(Y/N) N

Analysis Batch No.: 342123 | Units: ug/Kg

CAS NO.	COMPOUND NAME	RESULT	Q	RL	MDL
12674-11-2	Aroclor-1016	26	U	60	26
11104-28-2	Aroclor-1221	29	U	60	29
11141-16-5	Aroclor-1232	27	U	60	27
53469-21-9	Aroclor-1242	23	U	60	23
12672-29-6	Aroclor-1248	29	U	60	29
11097-69-1	Aroclor-1254	27	U	60	27
11096-82-5	Aroclor-1260	120		60	26
37324-23-5	Aroclor-1262	37	U	60	37
11100-14-4	Aroclor-1268	27	U	60	27

CAS NO.	SURROGATE	%REC	Q	LIMITS
877-09-8	Tetrachloro-m-xylene	74		14-128
2051-24-3	DCB Decachlorobiphenyl	65		10-132

FORM I
PCBS ORGANICS ANALYSIS DATA SHEET

Lab Name: TestAmerica Canton | Job No.: 240-100062-1

SDG No.:

Client Sample ID: CPP-SB-1853-0.0-0.5 | Lab Sample ID: 240-100062-16

Matrix: Solid | Lab File ID: P10082330.D

Analysis Method: 8082A | Date Collected: 08/17/2018 09:33

Extraction Method: 3540C | Date Extracted: 08/21/2018 11:46

Sample wt/vol: 10.02(g) | Date Analyzed: 08/23/2018 13:45

Con. Extract Vol.: 10(mL) | Dilution Factor: 1

Injection Volume: 1(uL) | GC Column: CLP-2 (0.53mm) ID: 0.53(mm)

% Moisture: 27.0 | GPC Cleanup:(Y/N) N

Analysis Batch No.: 342123 | Units: ug/Kg

CAS NO.	COMPOUND NAME	RESULT	Q	RL	MDL
12674-11-2	Aroclor-1016	30	U	68	30
11104-28-2	Aroclor-1221	33	U	68	33
11141-16-5	Aroclor-1232	31	U	68	31
53469-21-9	Aroclor-1242	26	U	68	26
12672-29-6	Aroclor-1248	33	U	68	33
11097-69-1	Aroclor-1254	31	U	68	31
11096-82-5	Aroclor-1260	870		68	30
37324-23-5	Aroclor-1262	42	U	68	42
11100-14-4	Aroclor-1268	31	U	68	31

CAS NO.	SURROGATE	%REC	Q	LIMITS
877-09-8	Tetrachloro-m-xylene	76		14-128
2051-24-3	DCB Decachlorobiphenyl	61		10-132

FORM I
PCBS ORGANICS ANALYSIS DATA SHEET

Lab Name: TestAmerica Canton | Job No.: 240-100062-1

SDG No.:

Client Sample ID: CPP-SB-1853-0.5-1.0 | Lab Sample ID: 240-100062-17

Matrix: Solid | Lab File ID: P10082331.D

Analysis Method: 8082A | Date Collected: 08/17/2018 09:34

Extraction Method: 3540C | Date Extracted: 08/21/2018 11:46

Sample wt/vol: 10.05(g) | Date Analyzed: 08/23/2018 14:04

Con. Extract Vol.: 10(mL) | Dilution Factor: 1

Injection Volume: 1(uL) | GC Column: CLP-2 (0.53mm) ID: 0.53(mm)

% Moisture: 16.7 | GPC Cleanup:(Y/N) N

Analysis Batch No.: 342123 | Units: ug/Kg

CAS NO.	COMPOUND NAME	RESULT	Q	RL	MDL
12674-11-2	Aroclor-1016	26	U	60	26
11104-28-2	Aroclor-1221	29	U	60	29
11141-16-5	Aroclor-1232	27	U	60	27
53469-21-9	Aroclor-1242	23	U	60	23
12672-29-6	Aroclor-1248	29	U	60	29
11097-69-1	Aroclor-1254	27	U	60	27
11096-82-5	Aroclor-1260	190		60	26
37324-23-5	Aroclor-1262	37	U	60	37
11100-14-4	Aroclor-1268	27	U	60	27

CAS NO.	SURROGATE	%REC	Q	LIMITS
877-09-8	Tetrachloro-m-xylene	66		14-128
2051-24-3	DCB Decachlorobiphenyl	58		10-132

FORM I
PCBS ORGANICS ANALYSIS DATA SHEET

Lab Name: TestAmerica Canton | Job No.: 240-100062-1

SDG No.:

Client Sample ID: CPP-SB-1854-0.0-0.5 | Lab Sample ID: 240-100062-19

Matrix: Solid | Lab File ID: P10082332.D

Analysis Method: 8082A | Date Collected: 08/17/2018 09:44

Extraction Method: 3540C | Date Extracted: 08/21/2018 11:46

Sample wt/vol: 10.09(g) | Date Analyzed: 08/23/2018 14:24

Con. Extract Vol.: 10(mL) | Dilution Factor: 1

Injection Volume: 1(uL) | GC Column: CLP-2 (0.53mm) ID: 0.53(mm)

% Moisture: 16.1 | GPC Cleanup:(Y/N) N

Analysis Batch No.: 342123 | Units: ug/Kg

CAS NO.	COMPOUND NAME	RESULT	Q	RL	MDL
12674-11-2	Aroclor-1016	26	U	59	26
11104-28-2	Aroclor-1221	28	U	59	28
11141-16-5	Aroclor-1232	27	U	59	27
53469-21-9	Aroclor-1242	22	U	59	22
12672-29-6	Aroclor-1248	28	U	59	28
11097-69-1	Aroclor-1254	27	U	59	27
11096-82-5	Aroclor-1260	1000	F1 F2	59	26
37324-23-5	Aroclor-1262	37	U	59	37
11100-14-4	Aroclor-1268	27	U	59	27

CAS NO.	SURROGATE	%REC	Q	LIMITS
877-09-8	Tetrachloro-m-xylene	79		14-128
2051-24-3	DCB Decachlorobiphenyl	51	p	10-132

FORM I
PCBS ORGANICS ANALYSIS DATA SHEET

Lab Name: TestAmerica Canton | Job No.: 240-100062-1

SDG No.:

Client Sample ID: CPP-SB-1854-0.5-1.0 | Lab Sample ID: 240-100062-20

Matrix: Solid | Lab File ID: P2082347.D

Analysis Method: 8082A | Date Collected: 08/17/2018 09:45

Extraction Method: 3540C | Date Extracted: 08/22/2018 10:11

Sample wt/vol: 9.65(g) | Date Analyzed: 08/24/2018 00:09

Con. Extract Vol.: 10(mL) | Dilution Factor: 5

Injection Volume: 1(uL) | GC Column: CLP-2 (0.53mm) ID: 0.53(mm)

% Moisture: 19.4 | GPC Cleanup:(Y/N) N

Analysis Batch No.: 342254 | Units: ug/Kg

CAS NO.	COMPOUND NAME	RESULT	Q	RL	MDL
12674-11-2	Aroclor-1016	140	U	320	140
11104-28-2	Aroclor-1221	150	U	320	150
11141-16-5	Aroclor-1232	150	U	320	150
53469-21-9	Aroclor-1242	120	U	320	120
12672-29-6	Aroclor-1248	150	U	320	150
11097-69-1	Aroclor-1254	150	U	320	150
11096-82-5	Aroclor-1260	2800		320	140
37324-23-5	Aroclor-1262	200	U	320	200
11100-14-4	Aroclor-1268	150	U	320	150

CAS NO.	SURROGATE	%REC	Q	LIMITS
877-09-8	Tetrachloro-m-xylene	92		14-128
2051-24-3	DCB Decachlorobiphenyl	130		10-132

FORM I
PCBS ORGANICS ANALYSIS DATA SHEET

Lab Name: TestAmerica Canton | Job No.: 240-100062-1

SDG No.:

Client Sample ID: CPP-SB-1855-0.0-0.5 | Lab Sample ID: 240-100062-22

Matrix: Solid | Lab File ID: P2082348.D

Analysis Method: 8082A | Date Collected: 08/17/2018 09:53

Extraction Method: 3540C | Date Extracted: 08/22/2018 10:30

Sample wt/vol: 9.91(g) | Date Analyzed: 08/24/2018 00:23

Con. Extract Vol.: 10(mL) | Dilution Factor: 1

Injection Volume: 1(uL) | GC Column: CLP-2 (0.53mm) ID: 0.53(mm)

% Moisture: 19.7 | GPC Cleanup:(Y/N) N

Analysis Batch No.: 342254 | Units: ug/Kg

CAS NO.	COMPOUND NAME	RESULT	Q	RL	MDL
12674-11-2	Aroclor-1016	28	U	63	28
11104-28-2	Aroclor-1221	30	U	63	30
11141-16-5	Aroclor-1232	29	U	63	29
53469-21-9	Aroclor-1242	24	U	63	24
12672-29-6	Aroclor-1248	30	U	63	30
11097-69-1	Aroclor-1254	29	U	63	29
11096-82-5	Aroclor-1260	340		63	28
37324-23-5	Aroclor-1262	39	U	63	39
11100-14-4	Aroclor-1268	29	U	63	29

CAS NO.	SURROGATE	%REC	Q	LIMITS
877-09-8	Tetrachloro-m-xylene	87		14-128
2051-24-3	DCB Decachlorobiphenyl	131		10-132

FORM I
PCBS ORGANICS ANALYSIS DATA SHEET

Lab Name: TestAmerica Canton | Job No.: 240-100062-1

SDG No.:

Client Sample ID: CPP-SB-1855-0.5-1.0 | Lab Sample ID: 240-100062-23

Matrix: Solid | Lab File ID: P2082455.D

Analysis Method: 8082A | Date Collected: 08/17/2018 09:54

Extraction Method: 3540C | Date Extracted: 08/23/2018 08:02

Sample wt/vol: 10.22(g) | Date Analyzed: 08/25/2018 22:01

Con. Extract Vol.: 10(mL) | Dilution Factor: 1

Injection Volume: 1(uL) | GC Column: CLP-1 (0.53mm) ID: 0.53(mm)

% Moisture: 17.7 | GPC Cleanup:(Y/N) N

Analysis Batch No.: 342463 | Units: ug/Kg

CAS NO.	COMPOUND NAME	RESULT	Q	RL	MDL
12674-11-2	Aroclor-1016	26	U	59	26
11104-28-2	Aroclor-1221	29	U	59	29
11141-16-5	Aroclor-1232	27	U	59	27
53469-21-9	Aroclor-1242	23	U	59	23
12672-29-6	Aroclor-1248	29	U	59	29
11097-69-1	Aroclor-1254	27	U	59	27
11096-82-5	Aroclor-1260	240		59	26
37324-23-5	Aroclor-1262	37	U	59	37
11100-14-4	Aroclor-1268	27	U	59	27

CAS NO.	SURROGATE	%REC	Q	LIMITS
877-09-8	Tetrachloro-m-xylene	58		14-128
2051-24-3	DCB Decachlorobiphenyl	62		10-132

FORM I
PCBS ORGANICS ANALYSIS DATA SHEET

Lab Name: TestAmerica Canton | Job No.: 240-100062-1

SDG No.:

Client Sample ID: CPP-SB-1856-0.0-0.5 | Lab Sample ID: 240-100062-25

Matrix: Solid | Lab File ID: P2082456.D

Analysis Method: 8082A | Date Collected: 08/17/2018 10:04

Extraction Method: 3540C | Date Extracted: 08/23/2018 08:02

Sample wt/vol: 10.06(g) | Date Analyzed: 08/25/2018 22:15

Con. Extract Vol.: 10(mL) | Dilution Factor: 1

Injection Volume: 1(uL) | GC Column: CLP-1 (0.53mm) ID: 0.53(mm)

% Moisture: 8.3 | GPC Cleanup:(Y/N) N

Analysis Batch No.: 342463 | Units: ug/Kg

CAS NO.	COMPOUND NAME	RESULT	Q	RL	MDL
12674-11-2	Aroclor-1016	24	U	54	24
11104-28-2	Aroclor-1221	26	U	54	26
11141-16-5	Aroclor-1232	25	U	54	25
53469-21-9	Aroclor-1242	21	U	54	21
12672-29-6	Aroclor-1248	26	U	54	26
11097-69-1	Aroclor-1254	25	U	54	25
11096-82-5	Aroclor-1260	350		54	24
37324-23-5	Aroclor-1262	34	U	54	34
11100-14-4	Aroclor-1268	25	U	54	25

CAS NO.	SURROGATE	%REC	Q	LIMITS
877-09-8	Tetrachloro-m-xylene	60		14-128
2051-24-3	DCB Decachlorobiphenyl	116		10-132

FORM I
PCBS ORGANICS ANALYSIS DATA SHEET

Lab Name: TestAmerica Canton | Job No.: 240-100062-1

SDG No.:

Client Sample ID: CPP-SB-1856-0.5-1.0 | Lab Sample ID: 240-100062-26

Matrix: Solid | Lab File ID: P2082457.D

Analysis Method: 8082A | Date Collected: 08/17/2018 10:05

Extraction Method: 3540C | Date Extracted: 08/23/2018 08:02

Sample wt/vol: 10.22(g) | Date Analyzed: 08/25/2018 22:30

Con. Extract Vol.: 10(mL) | Dilution Factor: 1

Injection Volume: 1(uL) | GC Column: CLP-1 (0.53mm) ID: 0.53(mm)

% Moisture: 13.3 | GPC Cleanup:(Y/N) N

Analysis Batch No.: 342463 | Units: ug/Kg

CAS NO.	COMPOUND NAME	RESULT	Q	RL	MDL
12674-11-2	Aroclor-1016	25	U	56	25
11104-28-2	Aroclor-1221	27	U	56	27
11141-16-5	Aroclor-1232	26	U	56	26
53469-21-9	Aroclor-1242	21	U	56	21
12672-29-6	Aroclor-1248	27	U	56	27
11097-69-1	Aroclor-1254	26	U	56	26
11096-82-5	Aroclor-1260	170	p	56	25
37324-23-5	Aroclor-1262	35	U	56	35
11100-14-4	Aroclor-1268	26	U	56	26

CAS NO.	SURROGATE	%REC	Q	LIMITS
877-09-8	Tetrachloro-m-xylene	74		14-128
2051-24-3	DCB Decachlorobiphenyl	54	p	10-132

FORM I
PCBS ORGANICS ANALYSIS DATA SHEET

Lab Name: TestAmerica Canton | Job No.: 240-100062-1

SDG No.:

Client Sample ID: CPP-SB-1857-0.0-0.5 | Lab Sample ID: 240-100062-28

Matrix: Solid | Lab File ID: P2082458.D

Analysis Method: 8082A | Date Collected: 08/17/2018 10:17

Extraction Method: 3540C | Date Extracted: 08/23/2018 08:02

Sample wt/vol: 10.06(g) | Date Analyzed: 08/25/2018 22:45

Con. Extract Vol.: 10(mL) | Dilution Factor: 1

Injection Volume: 1(uL) | GC Column: CLP-1 (0.53mm) ID: 0.53(mm)

% Moisture: 15.9 | GPC Cleanup:(Y/N) N

Analysis Batch No.: 342463 | Units: ug/Kg

CAS NO.	COMPOUND NAME	RESULT	Q	RL	MDL
12674-11-2	Aroclor-1016	26	U	59	26
11104-28-2	Aroclor-1221	28	U	59	28
11141-16-5	Aroclor-1232	27	U	59	27
53469-21-9	Aroclor-1242	22	U	59	22
12672-29-6	Aroclor-1248	28	U	59	28
11097-69-1	Aroclor-1254	27	U	59	27
11096-82-5	Aroclor-1260	1100		59	26
37324-23-5	Aroclor-1262	37	U	59	37
11100-14-4	Aroclor-1268	27	U	59	27

CAS NO.	SURROGATE	%REC	Q	LIMITS
877-09-8	Tetrachloro-m-xylene	71		14-128
2051-24-3	DCB Decachlorobiphenyl	68	p	10-132

FORM I
PCBS ORGANICS ANALYSIS DATA SHEET

Lab Name: TestAmerica Canton | Job No.: 240-100062-1

SDG No.:

Client Sample ID: CPP-SB-1857-0.5-1.0 | Lab Sample ID: 240-100062-29

Matrix: Solid | Lab File ID: P2082462.D

Analysis Method: 8082A | Date Collected: 08/17/2018 10:18

Extraction Method: 3540C | Date Extracted: 08/23/2018 08:02

Sample wt/vol: 10.13(g) | Date Analyzed: 08/25/2018 23:43

Con. Extract Vol.: 10(mL) | Dilution Factor: 1

Injection Volume: 1(uL) | GC Column: CLP-1 (0.53mm) ID: 0.53(mm)

% Moisture: 18.5 | GPC Cleanup:(Y/N) N

Analysis Batch No.: 342463 | Units: ug/Kg

CAS NO.	COMPOUND NAME	RESULT	Q	RL	MDL
12674-11-2	Aroclor-1016	27	U	61	27
11104-28-2	Aroclor-1221	29	U	61	29
11141-16-5	Aroclor-1232	28	U	61	28
53469-21-9	Aroclor-1242	23	U	61	23
12672-29-6	Aroclor-1248	29	U	61	29
11097-69-1	Aroclor-1254	28	U	61	28
11096-82-5	Aroclor-1260	34	J p	61	27
37324-23-5	Aroclor-1262	38	U	61	38
11100-14-4	Aroclor-1268	28	U	61	28

CAS NO.	SURROGATE	%REC	Q	LIMITS
877-09-8	Tetrachloro-m-xylene	70		14-128
2051-24-3	DCB Decachlorobiphenyl	68	p	10-132

FORM I
PCBS ORGANICS ANALYSIS DATA SHEET

Lab Name: TestAmerica Canton | Job No.: 240-100062-1

SDG No.:

Client Sample ID: CPP-SB-1858-0.0-0.5 | Lab Sample ID: 240-100062-31

Matrix: Solid | Lab File ID: P2082463.D

Analysis Method: 8082A | Date Collected: 08/17/2018 10:31

Extraction Method: 3540C | Date Extracted: 08/23/2018 08:02

Sample wt/vol: 10.03(g) | Date Analyzed: 08/25/2018 23:58

Con. Extract Vol.: 10(mL) | Dilution Factor: 5

Injection Volume: 1(uL) | GC Column: CLP-1 (0.53mm) ID: 0.53(mm)

% Moisture: 22.8 | GPC Cleanup:(Y/N) N

Analysis Batch No.: 342463 | Units: ug/Kg

CAS NO.	COMPOUND NAME	RESULT	Q	RL	MDL
12674-11-2	Aroclor-1016	140	U	320	140
11104-28-2	Aroclor-1221	150	U	320	150
11141-16-5	Aroclor-1232	150	U	320	150
53469-21-9	Aroclor-1242	120	U	320	120
12672-29-6	Aroclor-1248	150	U	320	150
11097-69-1	Aroclor-1254	150	U	320	150
11096-82-5	Aroclor-1260	1300		320	140
37324-23-5	Aroclor-1262	200	U	320	200
11100-14-4	Aroclor-1268	150	U	320	150

CAS NO.	SURROGATE	%REC	Q	LIMITS
877-09-8	Tetrachloro-m-xylene	79		14-128
2051-24-3	DCB Decachlorobiphenyl	87		10-132

FORM I
PCBS ORGANICS ANALYSIS DATA SHEET

Lab Name: TestAmerica Canton | Job No.: 240-100062-1

SDG No.:

Client Sample ID: CPP-SB-1858-0.5-1.0 | Lab Sample ID: 240-100062-32

Matrix: Solid | Lab File ID: P13082609.D

Analysis Method: 8082A | Date Collected: 08/17/2018 10:32

Extraction Method: 3540C | Date Extracted: 08/23/2018 13:02

Sample wt/vol: 10.18(g) | Date Analyzed: 08/26/2018 16:21

Con. Extract Vol.: 10(mL) | Dilution Factor: 1

Injection Volume: 1(uL) | GC Column: CLP-1 (0.53mm) ID: 0.53(mm)

% Moisture: 11.8 | GPC Cleanup:(Y/N) N

Analysis Batch No.: 342535 | Units: ug/Kg

CAS NO.	COMPOUND NAME	RESULT	Q	RL	MDL
12674-11-2	Aroclor-1016	24	U	56	24
11104-28-2	Aroclor-1221	27	U	56	27
11141-16-5	Aroclor-1232	26	U	56	26
53469-21-9	Aroclor-1242	21	U	56	21
12672-29-6	Aroclor-1248	27	U	56	27
11097-69-1	Aroclor-1254	26	U	56	26
11096-82-5	Aroclor-1260	24	U	56	24
37324-23-5	Aroclor-1262	35	U	56	35
11100-14-4	Aroclor-1268	26	U	56	26

CAS NO.	SURROGATE	%REC	Q	LIMITS
877-09-8	Tetrachloro-m-xylene	68		14-128
2051-24-3	DCB Decachlorobiphenyl	81		10-132

FORM I
PCBS ORGANICS ANALYSIS DATA SHEET

Lab Name: TestAmerica Canton | Job No.: 240-100062-1

SDG No.:

Client Sample ID: CPP-SB-1859-0.0-0.5 | Lab Sample ID: 240-100062-34

Matrix: Solid | Lab File ID: P13082610.D

Analysis Method: 8082A | Date Collected: 08/17/2018 10:41

Extraction Method: 3540C | Date Extracted: 08/23/2018 13:02

Sample wt/vol: 10.02(g) | Date Analyzed: 08/26/2018 16:39

Con. Extract Vol.: 10(mL) | Dilution Factor: 1

Injection Volume: 1(uL) | GC Column: CLP-1 (0.53mm) ID: 0.53(mm)

% Moisture: 16.4 | GPC Cleanup:(Y/N) N

Analysis Batch No.: 342535 | Units: ug/Kg

CAS NO.	COMPOUND NAME	RESULT	Q	RL	MDL
12674-11-2	Aroclor-1016	26	U	60	26
11104-28-2	Aroclor-1221	29	U	60	29
11141-16-5	Aroclor-1232	27	U	60	27
53469-21-9	Aroclor-1242	23	U	60	23
12672-29-6	Aroclor-1248	29	U	60	29
11097-69-1	Aroclor-1254	27	U	60	27
11096-82-5	Aroclor-1260	1000		60	26
37324-23-5	Aroclor-1262	37	U	60	37
11100-14-4	Aroclor-1268	27	U	60	27

CAS NO.	SURROGATE	%REC	Q	LIMITS
877-09-8	Tetrachloro-m-xylene	74		14-128
2051-24-3	DCB Decachlorobiphenyl	88		10-132

FORM I
PCBS ORGANICS ANALYSIS DATA SHEET

Lab Name: TestAmerica Canton | Job No.: 240-100062-1

SDG No.:

Client Sample ID: CPP-SB-1859-0.5-1.0 | Lab Sample ID: 240-100062-35

Matrix: Solid | Lab File ID: P13082611.D

Analysis Method: 8082A | Date Collected: 08/17/2018 10:42

Extraction Method: 3540C | Date Extracted: 08/23/2018 13:02

Sample wt/vol: 10.14(g) | Date Analyzed: 08/26/2018 16:56

Con. Extract Vol.: 10(mL) | Dilution Factor: 1

Injection Volume: 1(uL) | GC Column: CLP-1 (0.53mm) ID: 0.53(mm)

% Moisture: 14.4 | GPC Cleanup:(Y/N) N

Analysis Batch No.: 342535 | Units: ug/Kg

CAS NO.	COMPOUND NAME	RESULT	Q	RL	MDL
12674-11-2	Aroclor-1016	25	U	58	25
11104-28-2	Aroclor-1221	28	U	58	28
11141-16-5	Aroclor-1232	26	U	58	26
53469-21-9	Aroclor-1242	22	U	58	22
12672-29-6	Aroclor-1248	28	U	58	28
11097-69-1	Aroclor-1254	26	U	58	26
11096-82-5	Aroclor-1260	35	J	58	25
37324-23-5	Aroclor-1262	36	U	58	36
11100-14-4	Aroclor-1268	26	U	58	26

CAS NO.	SURROGATE	%REC	Q	LIMITS
877-09-8	Tetrachloro-m-xylene	77		14-128
2051-24-3	DCB Decachlorobiphenyl	83		10-132

FORM I
PCBS ORGANICS ANALYSIS DATA SHEET

Lab Name: TestAmerica Canton | Job No.: 240-100062-1

SDG No.:

Client Sample ID: CPP-SB-1860-0.0-0.5 | Lab Sample ID: 240-100062-37

Matrix: Solid | Lab File ID: P13082612.D

Analysis Method: 8082A | Date Collected: 08/17/2018 10:50

Extraction Method: 3540C | Date Extracted: 08/23/2018 13:02

Sample wt/vol: 10.11(g) | Date Analyzed: 08/26/2018 17:14

Con. Extract Vol.: 10(mL) | Dilution Factor: 5

Injection Volume: 1(uL) | GC Column: CLP-1 (0.53mm) ID: 0.53(mm)

% Moisture: 21.5 | GPC Cleanup:(Y/N) N

Analysis Batch No.: 342535 | Units: ug/Kg

CAS NO.	COMPOUND NAME	RESULT	Q	RL	MDL
12674-11-2	Aroclor-1016	140	U	320	140
11104-28-2	Aroclor-1221	150	U	320	150
11141-16-5	Aroclor-1232	140	U	320	140
53469-21-9	Aroclor-1242	120	U	320	120
12672-29-6	Aroclor-1248	150	U	320	150
11097-69-1	Aroclor-1254	140	U	320	140
11096-82-5	Aroclor-1260	4700		320	140
37324-23-5	Aroclor-1262	200	U	320	200
11100-14-4	Aroclor-1268	140	U	320	140

CAS NO.	SURROGATE	%REC	Q	LIMITS
877-09-8	Tetrachloro-m-xylene	87		14-128
2051-24-3	DCB Decachlorobiphenyl	143	X	10-132

FORM I
PCBS ORGANICS ANALYSIS DATA SHEET

Lab Name: TestAmerica Canton | Job No.: 240-100062-1

SDG No.:

Client Sample ID: CPP-SB-1860-0.5-1.0 | Lab Sample ID: 240-100062-38

Matrix: Solid | Lab File ID: P13082613.D

Analysis Method: 8082A | Date Collected: 08/17/2018 10:51

Extraction Method: 3540C | Date Extracted: 08/23/2018 13:02

Sample wt/vol: 10.09(g) | Date Analyzed: 08/26/2018 17:31

Con. Extract Vol.: 10(mL) | Dilution Factor: 1

Injection Volume: 1(uL) | GC Column: CLP-1 (0.53mm) ID: 0.53(mm)

% Moisture: 11.8 | GPC Cleanup:(Y/N) N

Analysis Batch No.: 342535 | Units: ug/Kg

CAS NO.	COMPOUND NAME	RESULT	Q	RL	MDL
12674-11-2	Aroclor-1016	25	U	56	25
11104-28-2	Aroclor-1221	27	U	56	27
11141-16-5	Aroclor-1232	26	U	56	26
53469-21-9	Aroclor-1242	21	U	56	21
12672-29-6	Aroclor-1248	27	U	56	27
11097-69-1	Aroclor-1254	26	U	56	26
11096-82-5	Aroclor-1260	76		56	25
37324-23-5	Aroclor-1262	35	U	56	35
11100-14-4	Aroclor-1268	26	U	56	26

CAS NO.	SURROGATE	%REC	Q	LIMITS
877-09-8	Tetrachloro-m-xylene	57		14-128
2051-24-3	DCB Decachlorobiphenyl	63		10-132

FORM I
PCBS ORGANICS ANALYSIS DATA SHEET

Lab Name: TestAmerica Canton | Job No.: 240-100062-1

SDG No.:

Client Sample ID: CPP-SB-1861-0.0-0.5 | Lab Sample ID: 240-100062-40

Matrix: Solid | Lab File ID: P2082909.D

Analysis Method: 8082A | Date Collected: 08/17/2018 11:04

Extraction Method: 3540C | Date Extracted: 08/23/2018 13:02

Sample wt/vol: 10.10(g) | Date Analyzed: 08/29/2018 16:29

Con. Extract Vol.: 10(mL) | Dilution Factor: 5

Injection Volume: 1(uL) | GC Column: CLP-1 (0.53mm) ID: 0.53(mm)

% Moisture: 21.4 | GPC Cleanup:(Y/N) N

Analysis Batch No.: 343040 | Units: ug/Kg

CAS NO.	COMPOUND NAME	RESULT	Q	RL	MDL
12674-11-2	Aroclor-1016	140	U	310	140
11104-28-2	Aroclor-1221	150	U	310	150
11141-16-5	Aroclor-1232	140	U	310	140
53469-21-9	Aroclor-1242	120	U	310	120
12672-29-6	Aroclor-1248	150	U	310	150
11097-69-1	Aroclor-1254	140	U	310	140
11096-82-5	Aroclor-1260	2500		310	140
37324-23-5	Aroclor-1262	200	U	310	200
11100-14-4	Aroclor-1268	140	U	310	140

CAS NO.	SURROGATE	%REC	Q	LIMITS
877-09-8	Tetrachloro-m-xylene	93		14-128
2051-24-3	DCB Decachlorobiphenyl	72	p	10-132

FORM I
PCBS ORGANICS ANALYSIS DATA SHEET

Lab Name: TestAmerica Canton | Job No.: 240-100062-1

SDG No.:

Client Sample ID: CPP-SB-1861-0.5-1.0 | Lab Sample ID: 240-100062-41

Matrix: Solid | Lab File ID: P13082615.D

Analysis Method: 8082A | Date Collected: 08/17/2018 11:05

Extraction Method: 3540C | Date Extracted: 08/23/2018 13:02

Sample wt/vol: 10.06(g) | Date Analyzed: 08/26/2018 18:06

Con. Extract Vol.: 10(mL) | Dilution Factor: 1

Injection Volume: 1(uL) | GC Column: CLP-1 (0.53mm) ID: 0.53(mm)

% Moisture: 11.5 | GPC Cleanup:(Y/N) N

Analysis Batch No.: 342535 | Units: ug/Kg

CAS NO.	COMPOUND NAME	RESULT	Q	RL	MDL
12674-11-2	Aroclor-1016	25	U	56	25
11104-28-2	Aroclor-1221	27	U	56	27
11141-16-5	Aroclor-1232	26	U	56	26
53469-21-9	Aroclor-1242	21	U	56	21
12672-29-6	Aroclor-1248	27	U	56	27
11097-69-1	Aroclor-1254	26	U	56	26
11096-82-5	Aroclor-1260	190		56	25
37324-23-5	Aroclor-1262	35	U	56	35
11100-14-4	Aroclor-1268	26	U	56	26

CAS NO.	SURROGATE	%REC	Q	LIMITS
877-09-8	Tetrachloro-m-xylene	72		14-128
2051-24-3	DCB Decachlorobiphenyl	89		10-132

FORM I
PCBS ORGANICS ANALYSIS DATA SHEET

Lab Name: TestAmerica Canton | Job No.: 240-100062-1

SDG No.:

Client Sample ID: CPP-SB-1862-0.0-0.5 | Lab Sample ID: 240-100062-43

Matrix: Solid | Lab File ID: P13082616.D

Analysis Method: 8082A | Date Collected: 08/17/2018 11:16

Extraction Method: 3540C | Date Extracted: 08/23/2018 13:02

Sample wt/vol: 10.11(g) | Date Analyzed: 08/26/2018 18:24

Con. Extract Vol.: 10(mL) | Dilution Factor: 1

Injection Volume: 1(uL) | GC Column: CLP-1 (0.53mm) ID: 0.53(mm)

% Moisture: 25.8 | GPC Cleanup:(Y/N) N

Analysis Batch No.: 342535 | Units: ug/Kg

CAS NO.	COMPOUND NAME	RESULT	Q	RL	MDL
12674-11-2	Aroclor-1016	29	U	67	29
11104-28-2	Aroclor-1221	32	U	67	32
11141-16-5	Aroclor-1232	31	U	67	31
53469-21-9	Aroclor-1242	25	U	67	25
12672-29-6	Aroclor-1248	32	U	67	32
11097-69-1	Aroclor-1254	31	U	67	31
11096-82-5	Aroclor-1260	1100		67	29
37324-23-5	Aroclor-1262	41	U	67	41
11100-14-4	Aroclor-1268	31	U	67	31

CAS NO.	SURROGATE	%REC	Q	LIMITS
877-09-8	Tetrachloro-m-xylene	54	p	14-128
2051-24-3	DCB Decachlorobiphenyl	60		10-132

FORM I
PCBS ORGANICS ANALYSIS DATA SHEET

Lab Name: TestAmerica Canton | Job No.: 240-100062-1

SDG No.:

Client Sample ID: CPP-SB-1862-0.5-1.0 | Lab Sample ID: 240-100062-44

Matrix: Solid | Lab File ID: P13082617.D

Analysis Method: 8082A | Date Collected: 08/17/2018 11:17

Extraction Method: 3540C | Date Extracted: 08/23/2018 13:02

Sample wt/vol: 10.16(g) | Date Analyzed: 08/26/2018 18:41

Con. Extract Vol.: 10(mL) | Dilution Factor: 1

Injection Volume: 1(uL) | GC Column: CLP-1 (0.53mm) ID: 0.53(mm)

% Moisture: 11.2 | GPC Cleanup:(Y/N) N

Analysis Batch No.: 342535 | Units: ug/Kg

CAS NO.	COMPOUND NAME	RESULT	Q	RL	MDL
12674-11-2	Aroclor-1016	24	U	55	24
11104-28-2	Aroclor-1221	27	U	55	27
11141-16-5	Aroclor-1232	25	U	55	25
53469-21-9	Aroclor-1242	21	U	55	21
12672-29-6	Aroclor-1248	27	U	55	27
11097-69-1	Aroclor-1254	25	U	55	25
11096-82-5	Aroclor-1260	70		55	24
37324-23-5	Aroclor-1262	34	U	55	34
11100-14-4	Aroclor-1268	25	U	55	25

CAS NO.	SURROGATE	%REC	Q	LIMITS
877-09-8	Tetrachloro-m-xylene	54	p	14-128
2051-24-3	DCB Decachlorobiphenyl	58	p	10-132

FORM I
PCBS ORGANICS ANALYSIS DATA SHEET

Lab Name: TestAmerica Canton | Job No.: 240-100062-1

SDG No.:

Client Sample ID: CPP-SB-1863-0.0-0.5 | Lab Sample ID: 240-100062-46

Matrix: Solid | Lab File ID: P13082618.D

Analysis Method: 8082A | Date Collected: 08/17/2018 11:31

Extraction Method: 3540C | Date Extracted: 08/23/2018 13:02

Sample wt/vol: 10.24(g) | Date Analyzed: 08/26/2018 18:58

Con. Extract Vol.: 10(mL) | Dilution Factor: 1

Injection Volume: 1(uL) | GC Column: CLP-1 (0.53mm) ID: 0.53(mm)

% Moisture: 20.7 | GPC Cleanup:(Y/N) N

Analysis Batch No.: 342535 | Units: ug/Kg

CAS NO.	COMPOUND NAME	RESULT	Q	RL	MDL
12674-11-2	Aroclor-1016	27	U	62	27
11104-28-2	Aroclor-1221	30	U	62	30
11141-16-5	Aroclor-1232	28	U	62	28
53469-21-9	Aroclor-1242	23	U	62	23
12672-29-6	Aroclor-1248	30	U	62	30
11097-69-1	Aroclor-1254	28	U	62	28
11096-82-5	Aroclor-1260	710		62	27
37324-23-5	Aroclor-1262	38	U	62	38
11100-14-4	Aroclor-1268	28	U	62	28

CAS NO.	SURROGATE	%REC	Q	LIMITS
877-09-8	Tetrachloro-m-xylene	75		14-128
2051-24-3	DCB Decachlorobiphenyl	150	X	10-132

FORM I
PCBS ORGANICS ANALYSIS DATA SHEET

Lab Name: TestAmerica Canton | Job No.: 240-100062-1

SDG No.:

Client Sample ID: CPP-SB-1863-0.5-1.0 | Lab Sample ID: 240-100062-47

Matrix: Solid | Lab File ID: P13082619.D

Analysis Method: 8082A | Date Collected: 08/17/2018 11:32

Extraction Method: 3540C | Date Extracted: 08/23/2018 13:02

Sample wt/vol: 10.17(g) | Date Analyzed: 08/26/2018 19:16

Con. Extract Vol.: 10(mL) | Dilution Factor: 1

Injection Volume: 1(uL) | GC Column: CLP-1 (0.53mm) ID: 0.53(mm)

% Moisture: 15.1 | GPC Cleanup:(Y/N) N

Analysis Batch No.: 342535 | Units: ug/Kg

CAS NO.	COMPOUND NAME	RESULT	Q	RL	MDL
12674-11-2	Aroclor-1016	25	U	58	25
11104-28-2	Aroclor-1221	28	U	58	28
11141-16-5	Aroclor-1232	27	U	58	27
53469-21-9	Aroclor-1242	22	U	58	22
12672-29-6	Aroclor-1248	28	U	58	28
11097-69-1	Aroclor-1254	27	U	58	27
11096-82-5	Aroclor-1260	240		58	25
37324-23-5	Aroclor-1262	36	U	58	36
11100-14-4	Aroclor-1268	27	U	58	27

CAS NO.	SURROGATE	%REC	Q	LIMITS
877-09-8	Tetrachloro-m-xylene	78		14-128
2051-24-3	DCB Decachlorobiphenyl	108		10-132

FORM I
PCBS ORGANICS ANALYSIS DATA SHEET

Lab Name: TestAmerica Canton | Job No.: 240-100062-1

SDG No.:

Client Sample ID: CPP-SB-1864-0.0-0.5 | Lab Sample ID: 240-100062-49

Matrix: Solid | Lab File ID: P13082620.D

Analysis Method: 8082A | Date Collected: 08/17/2018 11:40

Extraction Method: 3540C | Date Extracted: 08/23/2018 13:02

Sample wt/vol: 10.06(g) | Date Analyzed: 08/26/2018 19:33

Con. Extract Vol.: 10(mL) | Dilution Factor: 1

Injection Volume: 1(uL) | GC Column: CLP-1 (0.53mm) ID: 0.53(mm)

% Moisture: 18.7 | GPC Cleanup:(Y/N) N

Analysis Batch No.: 342535 | Units: ug/Kg

CAS NO.	COMPOUND NAME	RESULT	Q	RL	MDL
12674-11-2	Aroclor-1016	27	U	61	27
11104-28-2	Aroclor-1221	29	U	61	29
11141-16-5	Aroclor-1232	28	U	61	28
53469-21-9	Aroclor-1242	23	U	61	23
12672-29-6	Aroclor-1248	29	U	61	29
11097-69-1	Aroclor-1254	28	U	61	28
11096-82-5	Aroclor-1260	340		61	27
37324-23-5	Aroclor-1262	38	U	61	38
11100-14-4	Aroclor-1268	28	U	61	28

CAS NO.	SURROGATE	%REC	Q	LIMITS
877-09-8	Tetrachloro-m-xylene	81		14-128
2051-24-3	DCB Decachlorobiphenyl	92		10-132

FORM I
PCBS ORGANICS ANALYSIS DATA SHEET

Lab Name: TestAmerica Canton | Job No.: 240-100062-1

SDG No.:

Client Sample ID: CPP-SB-1864-0.5-1.0 | Lab Sample ID: 240-100062-50

Matrix: Solid | Lab File ID: P13082621.D

Analysis Method: 8082A | Date Collected: 08/17/2018 11:41

Extraction Method: 3540C | Date Extracted: 08/23/2018 13:02

Sample wt/vol: 10.18(g) | Date Analyzed: 08/26/2018 19:51

Con. Extract Vol.: 10(mL) | Dilution Factor: 1

Injection Volume: 1(uL) | GC Column: CLP-1 (0.53mm) ID: 0.53(mm)

% Moisture: 18.5 | GPC Cleanup:(Y/N) N

Analysis Batch No.: 342535 | Units: ug/Kg

CAS NO.	COMPOUND NAME	RESULT	Q	RL	MDL
12674-11-2	Aroclor-1016	27	U	60	27
11104-28-2	Aroclor-1221	29	U	60	29
11141-16-5	Aroclor-1232	28	U	60	28
53469-21-9	Aroclor-1242	23	U	60	23
12672-29-6	Aroclor-1248	29	U	60	29
11097-69-1	Aroclor-1254	28	U	60	28
11096-82-5	Aroclor-1260	160		60	27
37324-23-5	Aroclor-1262	37	U	60	37
11100-14-4	Aroclor-1268	28	U	60	28

CAS NO.	SURROGATE	%REC	Q	LIMITS
877-09-8	Tetrachloro-m-xylene	68		14-128
2051-24-3	DCB Decachlorobiphenyl	83		10-132

FORM I
PCBS ORGANICS ANALYSIS DATA SHEET

Lab Name: TestAmerica Canton | Job No.: 240-100062-1

SDG No.:

Client Sample ID: CPP-SB-1865-0.0-0.5 | Lab Sample ID: 240-100062-52

Matrix: Solid | Lab File ID: P13082622.D

Analysis Method: 8082A | Date Collected: 08/17/2018 11:54

Extraction Method: 3540C | Date Extracted: 08/23/2018 13:02

Sample wt/vol: 10.08(g) | Date Analyzed: 08/26/2018 20:08

Con. Extract Vol.: 10(mL) | Dilution Factor: 1

Injection Volume: 1(uL) | GC Column: CLP-1 (0.53mm) ID: 0.53(mm)

% Moisture: 15.2 | GPC Cleanup:(Y/N) N

Analysis Batch No.: 342535 | Units: ug/Kg

CAS NO.	COMPOUND NAME	RESULT	Q	RL	MDL
12674-11-2	Aroclor-1016	26	U	58	26
11104-28-2	Aroclor-1221	28	U	58	28
11141-16-5	Aroclor-1232	27	U	58	27
53469-21-9	Aroclor-1242	22	U	58	22
12672-29-6	Aroclor-1248	28	U	58	28
11097-69-1	Aroclor-1254	27	U	58	27
11096-82-5	Aroclor-1260	470		58	26
37324-23-5	Aroclor-1262	36	U	58	36
11100-14-4	Aroclor-1268	27	U	58	27

CAS NO.	SURROGATE	%REC	Q	LIMITS
877-09-8	Tetrachloro-m-xylene	79		14-128
2051-24-3	DCB Decachlorobiphenyl	85		10-132

FORM I
PCBS ORGANICS ANALYSIS DATA SHEET

Lab Name: TestAmerica Canton | Job No.: 240-100062-1

SDG No.:

Client Sample ID: CPP-SB-1865-0.5-1.0 | Lab Sample ID: 240-100062-53

Matrix: Solid | Lab File ID: P13082623.D

Analysis Method: 8082A | Date Collected: 08/17/2018 11:55

Extraction Method: 3540C | Date Extracted: 08/23/2018 13:02

Sample wt/vol: 10.17(g) | Date Analyzed: 08/26/2018 20:26

Con. Extract Vol.: 10(mL) | Dilution Factor: 1

Injection Volume: 1(uL) | GC Column: CLP-1 (0.53mm) ID: 0.53(mm)

% Moisture: 10.1 | GPC Cleanup:(Y/N) N

Analysis Batch No.: 342535 | Units: ug/Kg

CAS NO.	COMPOUND NAME	RESULT	Q	RL	MDL
12674-11-2	Aroclor-1016	24	U	55	24
11104-28-2	Aroclor-1221	26	U	55	26
11141-16-5	Aroclor-1232	25	U	55	25
53469-21-9	Aroclor-1242	21	U	55	21
12672-29-6	Aroclor-1248	26	U	55	26
11097-69-1	Aroclor-1254	25	U	55	25
11096-82-5	Aroclor-1260	30	J	55	24
37324-23-5	Aroclor-1262	34	U	55	34
11100-14-4	Aroclor-1268	25	U	55	25

CAS NO.	SURROGATE	%REC	Q	LIMITS
877-09-8	Tetrachloro-m-xylene	68		14-128
2051-24-3	DCB Decachlorobiphenyl	82		10-132

FORM I
PCBS ORGANICS ANALYSIS DATA SHEET

Lab Name: TestAmerica Canton | Job No.: 240-100062-1

SDG No.:

Client Sample ID: CPP-SB-1866-0.0-0.5 | Lab Sample ID: 240-100062-55

Matrix: Solid | Lab File ID: P13082624.D

Analysis Method: 8082A | Date Collected: 08/17/2018 12:06

Extraction Method: 3540C | Date Extracted: 08/23/2018 13:02

Sample wt/vol: 10.22(g) | Date Analyzed: 08/26/2018 20:43

Con. Extract Vol.: 10(mL) | Dilution Factor: 1

Injection Volume: 1(uL) | GC Column: CLP-1 (0.53mm) ID: 0.53(mm)

% Moisture: 12.9 | GPC Cleanup:(Y/N) N

Analysis Batch No.: 342535 | Units: ug/Kg

CAS NO.	COMPOUND NAME	RESULT	Q	RL	MDL
12674-11-2	Aroclor-1016	25	U	56	25
11104-28-2	Aroclor-1221	27	U	56	27
11141-16-5	Aroclor-1232	26	U	56	26
53469-21-9	Aroclor-1242	21	U	56	21
12672-29-6	Aroclor-1248	27	U	56	27
11097-69-1	Aroclor-1254	26	U	56	26
11096-82-5	Aroclor-1260	840		56	25
37324-23-5	Aroclor-1262	35	U	56	35
11100-14-4	Aroclor-1268	26	U	56	26

CAS NO.	SURROGATE	%REC	Q	LIMITS
877-09-8	Tetrachloro-m-xylene	76		14-128
2051-24-3	DCB Decachlorobiphenyl	81		10-132

FORM I
PCBS ORGANICS ANALYSIS DATA SHEET

Lab Name: TestAmerica Canton | Job No.: 240-100062-1

SDG No.:

Client Sample ID: CPP-SB-1866-0.5-1.0 | Lab Sample ID: 240-100062-56

Matrix: Solid | Lab File ID: P13082625.D

Analysis Method: 8082A | Date Collected: 08/17/2018 12:07

Extraction Method: 3540C | Date Extracted: 08/23/2018 13:02

Sample wt/vol: 10.05(g) | Date Analyzed: 08/26/2018 21:01

Con. Extract Vol.: 10(mL) | Dilution Factor: 1

Injection Volume: 1(uL) | GC Column: CLP-1 (0.53mm) ID: 0.53(mm)

% Moisture: 7.9 | GPC Cleanup:(Y/N) N

Analysis Batch No.: 342535 | Units: ug/Kg

CAS NO.	COMPOUND NAME	RESULT	Q	RL	MDL
12674-11-2	Aroclor-1016	24	U	54	24
11104-28-2	Aroclor-1221	26	U	54	26
11141-16-5	Aroclor-1232	25	U	54	25
53469-21-9	Aroclor-1242	21	U	54	21
12672-29-6	Aroclor-1248	26	U	54	26
11097-69-1	Aroclor-1254	25	U	54	25
11096-82-5	Aroclor-1260	24	U	54	24
37324-23-5	Aroclor-1262	34	U	54	34
11100-14-4	Aroclor-1268	25	U	54	25

CAS NO.	SURROGATE	%REC	Q	LIMITS
877-09-8	Tetrachloro-m-xylene	56		14-128
2051-24-3	DCB Decachlorobiphenyl	72		10-132

APPENDIX C

SUPPORT DOCUMENTATION

1.2/C1.2
2.8/C2.8

North Canton
4101 Shuffel Street, N. W.

North Canton, OH 44720
phone 330.497.9396 fax 330.497.0772

Chain of Custody Record

TestAmerica
THE LEADER IN ENVIRONMENTAL TESTING

TestAmerica Laboratories, Inc.

Client Contact	Project Manager: Mike Martin	Site Contact: Josh Mullis	Date: 8/17/18	COC No:
Tetra Tech	Tel/Fax: 301-528-3022	Lab Contact: John McFadden	Carrier: Fedex	1 of 5 COCs
20251 Century Blvd, Suite 200	**Analysis Turnaround Time**			Job No.
Germantown, MD 20874	Calendar (C) or Work Days (W) _____			
(301) 528-3022 Phone	TAT if different from Below: STANDARD 21 day			
(301) 528-3000 FAX	☐ 2 weeks			SDG No.
Project Name: MRC CPP Median PCB Inv.	☐ 1 week			
Site: MRC Chesapeake Park Plaza	☐ 2 days			Sampler: MULLIS
Project # 112IC07533.19	☐ 1 day			

Sample Identification	Sample Date	Sample Time	Sample Type	Matrix	# of Cont.	Filtered Sample	PCBs (8082A)	Sample Specific Notes:
CPP-SB-1848-0.0-0.5	8/17/18	0826	SOIL	Solid	1		x	
CPP-SB-1848-0.5-1.0		0827	SOIL	Solid	1		x	
CPP-SB-1848-1-2		0828	SOIL	Solid	1		x	**HOLD PENDING ANALYSIS
CPP-SB-1849-0.0-0.5		0844	SOIL	Solid	1		x	
CPP-SB-1849-0.5-1.0		0845	SOIL	Solid	1		x	
CPP-SB-1849-1-2		0846	SOIL	Solid	1		x	**HOLD PENDING ANALYSIS
CPP-SB-1850-0.0-0.5		0858	SOIL	Solid	1		x	
CPP-SB-1850-0.5-1.0		0859	SOIL	Solid	1		x	
CPP-SB-1850-1-2		0900	SOIL	Solid	1		x	**HOLD PENDING ANALYSIS
CPP-SB-1851-0.0-0.5		0910	SOIL	Solid	1		x	
CPP-SB-1851-0.5-1.0		0911	SOIL	Solid	1		x	
CPP-SB-1851-1-2		0912	SOIL	Solid	1		x	**HOLD PENDING ANALYSIS
CPP-SB-1852-0.0-0.5		0923	SOIL	Solid	1		x	
CPP-SB-1852-0.5-1.0		0924	SOIL	Solid	1		x	
CPP-SB-1852-1-2		0925	SOIL	Solid	1		x	**HOLD PENDING ANALYSIS
							1	

180120

BALTIMORE

240-100062 Chain of Custody

Preservation Used: 1= Ice, 2= HCl; 3= H2SO4; 4=HNO3; 5=NaOH; 6= Other _____

Possible Hazard Identification
☒ Non-Hazard ☐ Flammable ☐ Skin Irritant Poison B ☐ Unknown ☐

Sample Disposal (A fee may be assessed if samples are retained longer than 1 month)
☐ Return To Client ☒ Disposal By Lab ☐ Archive For _____ Months

Special Instructions/QC Requirements & Comments: **HOLD ALL "1-2" DEPTH SAMPLES UNTIL SHALLOW SAMPLES HAVE BEEN ANALYZED

	Relinquished by:	Company:	Date/Time:	Received by:	Company:	Date/Time:
1		Tetra Tech Inc	8/17/18 1450		TestAmerica	8-17-2018/1450
2			8/17/18 1732	POP	TAL	8-18-18 945
3						

Form No. CA-C-WI-002, Rev. 2, dated 03/06/2012

North Canton
4101 Shuffel Street, N. W.

North Canton, OH 44720
phone 330.497.9396 fax 330.497.0772

Chain of Custody Record

TestAmerica
THE LEADER IN ENVIRONMENTAL TESTING

TestAmerica Laboratories, Inc.

Client Contact	Project Manager: Mike Martin	Site Contact: Josh Mullis	Date: 8/17/18	COC No:
Tetra Tech	Tel/Fax: 301-528-3022	Lab Contact: John McFadden	Carrier: Fedex	2 of 5 COCs
20251 Century Blvd, Suite 200	**Analysis Turnaround Time**			Job No.
Germantown, MD 20874	Calendar (C) or Work Days (W)			
(301) 528-3022 Phone	TAT if different from Below STANDARD 21 day			
(301) 528-3000 FAX	☐ 2 weeks			SDG No.
Project Name: MRC CPP Median PCB Inv.	☐ 1 week			
Site: MRC Chesapeake Park Plaza	☐ 2 days			
Project # 112IC07533.19	☐ 1 day			Sampler: MULLIS

Sample Identification	Sample Date	Sample Time	Sample Type	Matrix	# of Cont.	Filtered Sample	PCBs (8082A)															Sample Specific Notes:
CPP-SB-1853-0.0-0.5	8/17/18	0933	SOIL	Solid	1		x															
CPP-SB-1853-0.5-1.0		0934	SOIL	Solid	1		x															
CPP-SB-1853-1-2		0935	SOIL	Solid	1		x															**HOLD PENDING ANALYSIS
CPP-SB-1854-0.0-0.5		0944	SOIL	Solid	1		x															
CPP-SB-1854-0.5-1.0		0945	SOIL	Solid	1		x															
CPP-SB-1854-1-2		0946	SOIL	Solid	1		x															**HOLD PENDING ANALYSIS
CPP-SB-1855-0.0-0.5		0953	SOIL	Solid	1		x															
CPP-SB-1855-0.5-1.0		0954	SOIL	Solid	1		x															
CPP-SB-1855-1-2		0955	SOIL	Solid	1		x															**HOLD PENDING ANALYSIS
CPP-SB-1856-0.0-0.5		1004	SOIL	Solid	1		x															
CPP-SB-1856-0.5-1.0		1005	SOIL	Solid	1		x															
CPP-SB-1856-1-2		1006	SOIL	Solid	1		x															**HOLD PENDING ANALYSIS
CPP-SB-1857-0.0-0.5		1017	SOIL	Solid	1		x															
CPP-SB-1857-0.5-1.0		1018	SOIL	Solid	1		x															
CPP-SB-1857-1-2		1019	SOIL	Solid	1		x															**HOLD PENDING ANALYSIS
							1															

Preservation Used: 1= Ice, 2= HCl; 3= H2SO4; 4=HNO3; 5=NaOH; 6= Other _____

Possible Hazard Identification
☒ Non-Hazard ☐ Flammable ☐ Skin Irritant Poison B ☐ Unknown ☐

Sample Disposal (A fee may be assessed if samples are retained longer than 1 month)
☐ Return To Client ☒ Disposal By Lab ☐ Archive For _____ Months

Special Instructions/QC Requirements & Comments: **HOLD ALL "1-2" DEPTH SAMPLES UNTIL SHALLOW SAMPLES HAVE BEEN ANALYZED

Relinquished by:	Company:	Date/Time:	Received by:	Company:	Date/Time:
	Tetra Tech Inc	8/17/18 1153			
Relinquished by:	Company:	Date/Time:	Received by:	Company:	Date/Time:
	T A	8/17/18 1732		TAC	8-18-18 745
Relinquished by:	Company:	Date/Time:	Received by:	Company:	Date/Time:

North Canton
4101 Shuffel Street, N. W.

North Canton, OH 44720
phone 330.497.9396 fax 330.497.0772

Chain of Custody Record

TestAmerica
THE LEADER IN ENVIRONMENTAL TESTING

TestAmerica Laboratories, Inc.

Client Contact	Project Manager: Mike Martin	Site Contact: Josh Mullis	Date: 8/17/18	COC No:
Tetra Tech	Tel/Fax: 301-528-3022	Lab Contact: John McFadden	Carrier: Fedex	3 of 5 COCs
20251 Century Blvd, Suite 200	**Analysis Turnaround Time**			Job No.
Germantown, MD 20874	Calendar (C) or Work Days (W)			
(301) 528-3022 Phone	TAT if different from Below STANDARD 21 day			
(301) 528-3000 FAX	☐ 2 weeks			SDG No.
Project Name: MRC CPP Median PCB Inv.	☐ 1 week			
Site: MRC Chesapeake Park Plaza	☐ 2 days			
Project # 112IC07533.19	☐ 1 day			Sampler: MULLIS

Sample Identification	Sample Date	Sample Time	Sample Type	Matrix	# of Cont.	Filtered Sample	PCBs (8082A)	Sample Specific Notes:
CPP-SB-1858-0.0-0.5	8/17/18	1031	SOIL	Solid	1		x	
CPP-SB-1858-0.5-1.0		1032	SOIL	Solid	1		x	
CPP-SB-1858-1-2		1033	SOIL	Solid	1		x	**HOLD PENDING ANALYSIS
CPP-SB-1859-0.0-0.5		1041	SOIL	Solid	1		x	
CPP-SB-1859-0.5-1.0		1042	SOIL	Solid	1		x	
CPP-SB-1859-1-2		1043	SOIL	Solid	1		x	**HOLD PENDING ANALYSIS
CPP-SB-1860-0.0-0.5		1050	SOIL	Solid	1		x	
CPP-SB-1860-0.5-1.0		1051	SOIL	Solid	1		x	
CPP-SB-1860-1-2		1052	SOIL	Solid	1		x	**HOLD PENDING ANALYSIS
CPP-SB-1861-0.0-0.5		1104	SOIL	Solid	1		x	
CPP-SB-1861-0.5-1.0		1105	SOIL	Solid	1		x	
CPP-SB-1861-1-2		1106	SOIL	Solid	1		x	**HOLD PENDING ANALYSIS
CPP-SB-1862-0.0-0.5		1116	SOIL	Solid	1		x	
CPP-SB-1862-0.5-1.0		1117	SOIL	Solid	1		x	
CPP-SB-1862-1-2	↓	1118	SOIL	Solid	1		x	**HOLD PENDING ANALYSIS

Preservation Used: 1= Ice, 2= HCl; 3= H2SO4; 4=HNO3; 5=NaOH; 6= Other _____

1

Possible Hazard Identification
☒ Non-Hazard ☐ Flammable ☐ Skin Irritant Poison B ☐ Unknown ☐

Sample Disposal (A fee may be assessed if samples are retained longer than 1 month)
☐ Return To Client ☒ Disposal By Lab ☐ Archive For _____ Months

Special Instructions/QC Requirements & Comments: **HOLD ALL "1-2" DEPTH SAMPLES UNTIL SHALLOW SAMPLES HAVE BEEN ANALYZED

Relinquished by:	Company:	Date/Time:	Received by:	Company:	Date/Time:
	Tetra Tech Inc	8/17/18 1450			
Relinquished by:	Company:	Date/Time:	Received by:	Company:	Date/Time:
		8/17/18 1737		FAC	8-18-18 745
Relinquished by:	Company:	Date/Time:	Received by:	Company:	Date/Time:

Form No. CA-C-WI-002, Rev. 2, dated 03/06/2012

North Canton
4101 Shuffel Street, N. W.

North Canton, OH 44720
phone 330.497.9396 fax 330.497.0772

Chain of Custody Record

TestAmerica
THE LEADER IN ENVIRONMENTAL TESTING

TestAmerica Laboratories, Inc.

Client Contact	Project Manager: Mike Martin	Site Contact: Josh Mullis	Date: 8/17/18	COC No:
Tetra Tech	Tel/Fax: 301-528-3022	Lab Contact: John McFadden	Carrier: Fedex	4 of 5 COCs
20251 Century Blvd, Suite 200	Analysis Turnaround Time			Job No.
Germantown, MD 20874	Calendar (C) or Work Days (W)			
(301) 528-3022 Phone	TAT if different from Below STANDARD 21 day			SDG No.
(301) 528-3000 FAX	☐ 2 weeks			
Project Name: MRC CPP Median PCB Inv.	☐ 1 week			
Site: MRC Chesapeake Park Plaza	☐ 2 days			Sampler: MULLIS
Project # 112IC07533.19	☐ 1 day			

Sample Identification	Sample Date	Sample Time	Sample Type	Matrix	# of Cont.	Filtered Sample	PCBs (8082A)	Sample Specific Notes:
CPP-SB-1863-0.0-0.5	8/17/18	1131	SOIL	Solid	1		x	
CPP-SB-1863-0.5-1.0		1132	SOIL	Solid	1		x	
CPP-SB-1863-1-2		1133	SOIL	Solid	1		x	**HOLD PENDING ANALYSIS
CPP-SB-1864-0.0-0.5		1140	SOIL	Solid	1		x	
CPP-SB-1864-0.5-1.0		1141	SOIL	Solid	1		x	
CPP-SB-1864-1-2		1142	SOIL	Solid	1		x	**HOLD PENDING ANALYSIS
CPP-SB-1865-0.0-0.5		1154	SOIL	Solid	1		x	
CPP-SB-1865-0.5-1.0		1155	SOIL	Solid	1		x	
CPP-SB-1865-1-2		1156	SOIL	Solid	1		x	**HOLD PENDING ANALYSIS
CPP-SB-1866-0.0-0.5		1206	SOIL	Solid	1		x	
CPP-SB-1866-0.5-1.0		1207	SOIL	Solid	1		x	
CPP-SB-1866-1-2		1208	SOIL	Solid	1		x	**HOLD PENDING ANALYSIS
		8/17/18	SOIL	Solid	1		x	
			SOIL	Solid	1		x	
			SOIL	Solid	1		x	~~**HOLD PENDING ANALYSIS~~

Preservation Used: 1= Ice, 2= HCl; 3= H2SO4; 4=HNO3; 5=NaOH; 6= Other _____

Possible Hazard Identification
☒ Non-Hazard ☐ Flammable ☐ Skin Irritant ☐ Poison B ☐ Unknown ☐

Sample Disposal (A fee may be assessed if samples are retained longer than 1 month)
☐ Return To Client ☒ Disposal By Lab ☐ Archive For _____ Months

Special Instructions/QC Requirements & Comments: **HOLD ALL "1-2" DEPTH SAMPLES UNTIL SHALLOW SAMPLES HAVE BEEN ANALYZED

Relinquished by:	Company:	Date/Time:	Received by:	Company:	Date/Time:
	Tetra Tech Inc.	8/17/18 1410			
Relinquished by:	Company:	Date/Time:	Received by:	Company:	Date/Time:
		8/17/18 1734	GDP	TAL	8-18-18 945
Relinquished by:	Company:	Date/Time:	Received by:	Company:	Date/Time:

Form No. CA-C-WI-002, Rev. 2, dated 03/06/2012

North Canton
4101 Shuffel Street, N. W.

North Canton, OH 44720
phone 330.497.9396 fax 330.497.0772

Chain of Custody Record

TestAmerica
THE LEADER IN ENVIRONMENTAL TESTING

TestAmerica Laboratories, Inc.

Client Contact	Project Manager: Mike Martin	Site Contact: Josh Mullis	Date: 8/17/18	COC No:
Tetra Tech	Tel/Fax: 301-528-3022	Lab Contact: John McFadden	Carrier: Fedex	5 of 5 COCs
20251 Century Blvd, Suite 200	Analysis Turnaround Time			Job No:
Germantown, MD 20874	Calendar (C) or Work Days (W)			
(301) 528-3022 Phone	TAT if different from Below: STANDARD 21 day			SDG No:
(301) 528-3000 FAX	☐ 2 weeks			
Project Name: MRC CPP Median PCB Inv.	☐ 1 week			Sampler: MULLIS
Site: MRC Chesapeake Park Plaza	☐ 2 days			
Project # 112IC07533.19	☐ 1 day			

180325
BALTIMORE

Sample Identification	Sample Date	Sample Time	Sample Type	Matrix	# of Cont.	Filtered Sample	PCBs (8082A)	Sample Specific Notes:
CPP-OVP-05-081718	8/17/18	0000	SOIL	Solid	1		x	
CPP-OVP-06-081718		0000	SOIL	Solid	1		x	
CPP-OVP-07-081718		0000	SOIL	Solid	1		x	
CPP-OVP-08-081718	↓	0000	SOIL	Solid	1		x	
			SOIL	Solid	1		x	
			SOIL	Solid	1		x	
			SOIL	Solid	1		x	
			SOIL	Solid	1		x	
	8/17/18		SOIL	Solid	1		x	
			SOIL	Solid	1		x	
			SOIL	Solid	1		x	
			SOIL	Solid	1		x	
			SOIL	Solid	1		x	
			SOIL	Solid	1		x	
			SOIL	Solid	1		x	
			SOIL	Solid	1		x	
							1	

Preservation Used: 1= Ice, 2= HCl; 3= H2SO4; 4=HNO3; 5=NaOH; 6= Other _____

Possible Hazard Identification
☑ Non-Hazard ☐ Flammable ☐ Skin Irritant Poison B ☐ Unknown ☐

Sample Disposal (A fee may be assessed if samples are retained longer than 1 month)
☐ Return To Client ☑ Disposal By Lab ☐ Archive For _____ Months

Special Instructions/QC Requirements & Comments:

Relinquished by:	Company:	Date/Time:	Received by:	Company:	Date/Time:
	Tetra Tech Inc	8/17/18			
Relinquished by:	Company:	Date/Time:	Received by:	Company:	Date/Time:
		8/17/18 1737	POP	TAL	8/18/18 945
Relinquished by:	Company:	Date/Time:	Received by:	Company:	Date/Time:

Page 2187 of 2189

TestAmerica Canton Sample Receipt Form/Narrative **Login # : 100062**
Canton Facility

Client TETRA TECH. Site Name —

Cooler Received on 8-18-18 Opened on 8-18-18

Cooler unpacked by: POP

FedEx: 1st Grd (Exp) UPS FAS Clipper Client Drop Off TestAmerica Courier Other

Receipt After-hours: Drop-off Date/Time Storage Location

TestAmerica Cooler # TA Foam Box Client Cooler Box Other

Packing material used: (Bubble Wrap) Foam (Plastic Bag) None Other

COOLANT: (Wet Ice) Blue Ice Dry Ice Water None

1. Cooler temperature upon receipt ~~NA~~ See Multiple Cooler Form
   IR GUN# IR-8 (CF **+0** °C) Observed Cooler Temp. °C Corrected Cooler Temp. °C
   IR GUN #36 (CF **-0.3**°C) Observed Cooler Temp. °C Corrected Cooler Temp. °C
2. Were tamper/custody seals on the outside of the cooler(s)? If Yes Quantity 1 (Yes) No
   -Were the seals on the outside of the cooler(s) signed & dated? (Yes) No NA
   -Were tamper/custody seals on the bottle(s) or bottle kits (LLHg/MeHg)? Yes (No)
   -Were tamper/custody seals intact and uncompromised? (Yes) No NA
3. Shippers' packing slip attached to the cooler(s)? (Yes) No
4. Did custody papers accompany the sample(s)? (Yes) No
5. Were the custody papers relinquished & signed in the appropriate place? (Yes) No
6. Was/were the person(s) who collected the samples clearly identified on the COC? Yes (No)
7. Did all bottles arrive in good condition (Unbroken)? (Yes) No
8. Could all bottle labels be reconciled with the COC? (Yes) No
9. Were correct bottle(s) used for the test(s) indicated? (Yes) No
10. Sufficient quantity received to perform indicated analyses? (Yes) No
11. Are these work share samples? Yes (No)
    If yes, Questions 12-16 have been checked at the originating laboratory.
12. Were all preserved sample(s) at the correct pH upon receipt? Yes No (NA) pH Strip Lot# **HC849161**
13. Were VOAs on the COC? Yes (No)
14. Were air bubbles >6 mm in any VOA vials? ● ⬅ Larger than this. Yes No (NA)
15. Was a VOA trip blank present in the cooler(s)? Trip Blank Lot # Yes (No)
16. Was a LL Hg or Me Hg trip blank present? Yes (No)

Tests that are not checked for pH by Receiving:
VOAs
Oil and Grease
TOC

Contacted PM Date by via Verbal Voice Mail Other

Concerning

17. CHAIN OF CUSTODY & SAMPLE DISCREPANCIES

Samples processed by: POP

18. SAMPLE CONDITION

Sample(s) were received after the recommended holding time had expired.
Sample(s) were received in a broken container.
Sample(s) were received with bubble >6 mm in diameter. (Notify PM)

19. SAMPLE PRESERVATION

Sample(s) were further preserved in the laboratory.
Time preserved: Preservative(s) added/Lot number(s):

TestAmerica Multiple Cooler Receipt Form/Narrative Login # : 100062
Canton Facility

Cooler #	IR Gun #	Observed Temp °C	Corrected Temp °C	Coolant
TA	8	1.2	1.2	Ice
		2.8	2.8	

CASE NARRATIVE

Client: Tetra Tech, Inc.

Project: MRC Chesapeake Park Plaza

Report Number: 240-100062-1

With the exceptions noted as flags or footnotes, standard analytical protocols were followed in the analysis of the samples and no problems were encountered or anomalies observed. In addition all laboratory quality control samples were within established control limits, with any exceptions noted below. Each sample was analyzed to achieve the lowest possible reporting limit within the constraints of the method. In some cases, due to interference or analytes present at high concentrations, samples were diluted. For diluted samples, the reporting limits are adjusted relative to the dilution required.

TestAmerica Canton attests to the validity of the laboratory data generated by TestAmerica facilities reported herein. All analyses performed by TestAmerica facilities were done using established laboratory SOPs that incorporate QA/QC procedures described in the application methods. TestAmerica's operations groups have reviewed the data for compliance with the laboratory QA/QC plan, and data have been found to be compliant with laboratory protocols unless otherwise noted below.

The test results in this report meet all NELAP requirements for parameters for which accreditation is required or available. Any exceptions to NELAP requirements are noted in this report. Pursuant to NELAP, this report may not be reproduced, except in full, without the written approval of the laboratory.

Calculations are performed before rounding to avoid round-off errors in calculated results.

All holding times were met and proper preservation noted for the methods performed on these samples, unless otherwise detailed in the individual sections below.

All solid sample results are reported on an "as received" basis unless otherwise indicated by the presence of a % solids value in the method header.

This laboratory report is confidential and is intended for the sole use of TestAmerica and its client.

RECEIPT

The samples were received on 8/18/2018 9:45 AM; the samples arrived in good condition, properly preserved and, where required, on ice. The temperatures of the 2 coolers at receipt time were 1.2º C and 2.8º C.

POLYCHLORINATED BIPHENYLS (PCBS)

Samples CPP-SB-1848-0.0-0.5 (240-100062-1), CPP-SB-1848-0.5-1.0 (240-100062-2), CPP-SB-1849-0.0-0.5 (240-100062-4), CPP-SB-1849-0.5-1.0 (240-100062-5), CPP-SB-1850-0.0-0.5 (240-100062-7), CPP-SB-1850-0.5-1.0 (240-100062-8), CPP-SB-1851-0.0-0.5 (240-100062-10), CPP-SB-1851-0.5-1.0 (240-100062-11), CPP-SB-1852-0.0-0.5 (240-100062-13), CPP-SB-1852-0.5-1.0 (240-100062-14), CPP-SB-1853-0.0-0.5 (240-100062-16), CPP-SB-1853-0.5-1.0 (240-100062-17), CPP-SB-1854-0.0-0.5 (240-100062-19), CPP-SB-1854-0.5-1.0 (240-100062-20), CPP-SB-1855-0.0-0.5 (240-100062-22), CPP-SB-1855-0.5-1.0 (240-100062-23), CPP-SB-1856-0.0-0.5 (240-100062-25), CPP-SB-1856-0.5-1.0 (240-100062-26), CPP-SB-1857-0.0-0.5 (240-100062-28), CPP-SB-1857-0.5-1.0 (240-100062-29), CPP-SB-1858-0.0-0.5 (240-100062-31), CPP-SB-1858-0.5-1.0 (240-100062-32), CPP-SB-1859-0.0-0.5 (240-100062-34), CPP-SB-1859-0.5-1.0 (240-100062-35), CPP-SB-1860-0.0-0.5 (240-100062-37), CPP-SB-1860-0.5-1.0 (240-100062-38), CPP-SB-1861-0.0-0.5 (240-100062-40), CPP-SB-1861-0.5-1.0 (240-100062-41), CPP-SB-1862-0.0-0.5 (240-100062-43), CPP-SB-1862-0.5-1.0 (240-100062-44), CPP-SB-1863-0.0-0.5 (240-100062-46), CPP-SB-1863-0.5-1.0 (240-100062-47), CPP-SB-1864-0.0-0.5 (240-100062-49), CPP-SB-1864-0.5-1.0 (240-100062-50), CPP-SB-1865-0.0-0.5 (240-100062-52), CPP-SB-1865-0.5-1.0 (240-100062-53), CPP-SB-1866-0.0-0.5 (240-100062-55), CPP-SB-1866-0.5-1.0 (240-100062-56), CPP-DUP-05-081718 (240-100062-58), CPP-DUP-06-081718 (240-100062-59), CPP-DUP-07-081718 (240-100062-60) and CPP-DUP-08-081718 (240-100062-61) were analyzed for polychlorinated biphenyls (PCBs) in accordance with EPA SW-846 Method 8082A. The samples were prepared on 08/21/2018, 08/22/2018 and 08/23/2018 and analyzed on 08/23/2018, 08/24/2018, 08/25/2018, 08/26/2018 and 08/29/2018.

Surrogates are added during the extraction process prior to dilution. When the sample dilution is 5X or greater, surrogate recoveries are diluted out and no corrective action is required. All of the samples in this data set analyzed for PCBs were subjected to the sulfuric acid cleanup procedure before instrumental analysis, per EPA Method 3665A.

DCB Decachlorobiphenyl failed the surrogate recovery criteria high for CPP-SB-1860-0.0-0.5 (240-100062-37) and CPP-SB-1863-0.0-0.5 (240-100062-46).

Samples CPP-SB-1854-0.5-1.0 (240-100062-20)[5X] and CPP-SB-1858-0.0-0.5 (240-100062-31)[5X] required dilution prior to analysis. The reporting limits have been adjusted accordingly.

The following sample was diluted due to the nature of the sample matrix: CPP-SB-1848-0.5-1.0 (240-100062-2)[10X]. As such, surrogate recoveries are below the calibration range or are not reported, and elevated reporting limits (RLs) are provided.

The following sample was diluted due to abundance of target analytes: CPP-SB-1860-0.0-0.5 (240-100062-37)[5X]. As such, surrogate recoveries are below the calibration range or are not reported, and elevated reporting limits (RLs) are provided.

The following sample was diluted to bring the concentration of target analytes within the calibration range and due to an abundance of target analytes: CPP-SB-1861-0.0-0.5 (240-100062-40)[5X]. Elevated reporting limits (RLs) are provided.

Batch 240-342254 is reported without a matrix spike/matrix spike duplicate (MS/MSD). The batch MS/MSD was originally performed on another client's sample, this sample was rejected because it had already been analyzed. This MS/MSD result does not have immediate bearing on any samples except for the actual sample spiked. The associated laboratory control sample (LCS) met acceptance criteria and provides long-term precision and accuracy for this batch.

The following samples appear to contain polychlorinated biphenyls (PCBs); however, due to weathering, other environmental processes and/or contributions from the presence of multiple Aroclors, resulting in overlapping PCB patterns, the PCBs in the samples do not directly match any of the laboratory's Aroclor standards used for instrument calibration: CPP-SB-1848-0.0-0.5 (240-100062-1), CPP-SB-1849-0.0-0.5 (240-100062-4), CPP-SB-1849-0.5-1.0 (240-100062-5), CPP-SB-1850-0.0-0.5 (240-100062-7), CPP-SB-1850-0.5-1.0 (240-100062-8), CPP-SB-1851-0.0-0.5 (240-100062-10), CPP-SB-1851-0.5-1.0 (240-100062-11), CPP-SB-1852-0.0-0.5 (240-100062-13), CPP-SB-1852-0.5-1.0 (240-100062-14), CPP-SB-1853-0.0-0.5 (240-100062-16), CPP-SB-1853-0.5-1.0 (240-100062-17), CPP-SB-1854-0.0-0.5 (240-100062-19), CPP-SB-1855-0.0-0.5 (240-100062-22), CPP-SB-1855-0.5-1.0 (240-100062-23), CPP-SB-1856-0.0-0.5 (240-100062-25), CPP-SB-1856-0.5-1.0 (240-100062-26), CPP-SB-1857-0.0-0.5 (240-100062-28), CPP-SB-1858-0.0-0.5 (240-100062-31), CPP-SB-1859-0.0-0.5 (240-100062-34), CPP-SB-1860-0.0-0.5 (240-100062-37), CPP-SB-1861-0.5-1.0 (240-100062-41), CPP-SB-1862-0.0-0.5 (240-100062-43), CPP-SB-1862-0.5-1.0 (240-100062-44), CPP-SB-1863-0.0-0.5 (240-100062-46), CPP-SB-1863-0.5-1.0 (240-100062-47), CPP-SB-1864-0.0-0.5 (240-100062-49), CPP-SB-1864-0.5-1.0 (240-100062-50), CPP-SB-1865-0.0-0.5 (240-100062-52), CPP-SB-1865-0.5-1.0 (240-100062-53), CPP-SB-1866-0.0-0.5 (240-100062-55), CPP-SB-1866-0.5-1.0 (240-100062-56) and CPP-DUP-05-081718 (240-100062-58). The samples have been quantified and reported using the best overall Aroclor/standard pattern match.

The matrix spike / matrix spike duplicate (MS/MSD) precision for preparation batch 240-342285 and analytical batch 240-342446 was outside control limits. Sample matrix interference and/or non-homogeneity are suspected because the associated laboratory control sample (LCS) precision was within acceptance limits.

The initial calibration verification (ICV) associated with batch 240-343040 recovered above the upper control limit for 1221. The samples associated with this CCV were non-detects for the affected analytes; therefore, the data have been reported. The following sample is impacted: CPP-SB-1861-0.0-0.5 (240-100062-40).

The %RPD between the primary and confirmation column exceeded 40% for 1260 for the following samples: CPP-SB-1856-0.5-1.0 (240-100062-26) and CPP-SB-1857-0.5-1.0 (240-100062-29). The lower values have been reported and qualified in accordance with the laboratory's SOP.

The following samples required a tetrabutylammonium sulfite (TBA) clean-up to reduce matrix interferences caused by sulfur: CPP-SB-1855-0.0-0.5 (240-100062-22). Reagents: 3753530, 3449339 and 3715673.

The following samples required a tetrabutylammonium sulfite (TBA) clean-up to reduce matrix interferences caused by sulfur: CPP-SB-1848-0.0-0.5 (240-100062-1), CPP-SB-1849-0.0-0.5 (240-100062-4), CPP-SB-1849-0.5-1.0 (240-100062-5), CPP-SB-1850-0.0-0.5 (240-100062-7), CPP-SB-1850-0.5-1.0 (240-100062-8), CPP-SB-1851-0.0-0.5 (240-100062-10), CPP-SB-1851-0.5-1.0 (240-100062-11), CPP-SB-1852-0.0-0.5 (240-100062-13), CPP-SB-1852-0.5-1.0 (240-100062-14), CPP-SB-1853-0.0-0.5 (240-100062-16), CPP-SB-1853-0.5-1.0 (240-100062-17), CPP-SB-1854-0.0-0.5 (240-100062-19), (240-100062-B-19-B MS) and (240-100062-B-19-C MSD). Reagents: 3753533, 3449340 and 3715674.

The following sample required a tetrabutylammonium sulfite (TBA) clean-up to reduce matrix interferences caused by sulfur: CPP-SB-1848-0.5-1.0 (240-100062-2). Reagents: 3753532, 3449341 and 3715675.

The following samples required a tetrabutylammonium sulfite (TBA) clean-up to reduce matrix interferences caused by sulfur: CPP-SB-1855-0.5-1.0 (240-100062-23), CPP-SB-1856-0.0-0.5 (240-100062-25), CPP-SB-1856-0.5-1.0 (240-100062-26), CPP-SB-1857-0.0-0.5 (240-100062-28), CPP-SB-1857-0.5-1.0 (240-100062-29), CPP-SB-1858-0.0-0.5 (240-100062-31), CPP-SB-1858-0.5-1.0 (240-100062-32), CPP-SB-1859-0.0-0.5 (240-100062-34), CPP-SB-1859-0.5-1.0 (240-100062-35), CPP-SB-1860-0.0-0.5 (240-100062-37), CPP-SB-1861-0.5-1.0 (240-100062-41), CPP-SB-1863-0.0-0.5 (240-100062-46), CPP-SB-1863-0.5-1.0 (240-100062-47), CPP-SB-1864-0.0-0.5 (240-100062-49), CPP-SB-1864-0.5-1.0 (240-100062-50), CPP-SB-1865-0.0-0.5 (240-100062-52), CPP-SB-1866-0.0-0.5 (240-100062-55), CPP-SB-1866-0.5-1.0 (240-100062-56), CPP-DUP-05-081718 (240-100062-58), CPP-DUP-06-081718 (240-100062-59), CPP-DUP-07-081718 (240-100062-60), 240-100062-B-31-B MS), (240-100062-B-31-C MSD), (240-100062-B-60-B MS) and (240-100062-B-60-C MSD). Reagents: 3760436, 3449339 and 3715673.

The following sample required a tetrabutylammonium sulfite (TBA) clean-up to reduce matrix interferences caused by sulfur: CPP-SB-1861-0.0-0.5 (240-100062-40). Reagents: 3760438, 3449341 and 3715675.

No additional analytical or quality issues were noted, other than those described above or in the Definitions/Glossary page.

PERCENT SOLIDS

Samples CPP-SB-1848-0.0-0.5 (240-100062-1), CPP-SB-1848-0.5-1.0 (240-100062-2), CPP-SB-1849-0.0-0.5 (240-100062-4), CPP-SB-1849-0.5-1.0 (240-100062-5), CPP-SB-1850-0.0-0.5 (240-100062-7), CPP-SB-1850-0.5-1.0 (240-100062-8), CPP-SB-1851-0.0-0.5 (240-100062-10), CPP-SB-1851-0.5-1.0 (240-100062-11), CPP-SB-1852-0.0-0.5 (240-100062-13), CPP-SB-1852-0.5-1.0 (240-100062-14), CPP-SB-1853-0.0-0.5 (240-100062-16), CPP-SB-1853-0.5-1.0 (240-100062-17), CPP-SB-1854-0.0-0.5 (240-100062-19), CPP-SB-1854-0.5-1.0 (240-100062-20), CPP-SB-1855-0.0-0.5 (240-100062-22), CPP-SB-1855-0.5-1.0 (240-100062-23), CPP-SB-1856-0.0-0.5 (240-100062-25), CPP-SB-1856-0.5-1.0 (240-100062-26), CPP-SB-1857-0.0-0.5 (240-100062-28), CPP-SB-1857-0.5-1.0 (240-100062-29), CPP-SB-1858-0.0-0.5 (240-100062-31), CPP-SB-1858-0.5-1.0 (240-100062-32), CPP-SB-1859-0.0-0.5 (240-100062-34), CPP-SB-1859-0.5-1.0 (240-100062-35), CPP-SB-1860-0.0-0.5 (240-100062-37), CPP-SB-1860-0.5-1.0 (240-100062-38), CPP-SB-1861-0.0-0.5 (240-100062-40), CPP-SB-1861-0.5-1.0 (240-100062-41), CPP-SB-1862-0.0-0.5 (240-100062-43), CPP-SB-1862-0.5-1.0 (240-100062-44), CPP-SB-1863-0.0-0.5 (240-100062-46), CPP-SB-1863-0.5-1.0 (240-100062-47), CPP-SB-1864-0.0-0.5 (240-100062-49), CPP-SB-1864-0.5-1.0 (240-100062-50), CPP-SB-1865-0.0-0.5 (240-100062-52), CPP-SB-1865-0.5-1.0 (240-100062-53), CPP-SB-1866-0.0-0.5 (240-100062-55), CPP-SB-1866-0.5-1.0 (240-100062-56), CPP-DUP-05-081718 (240-100062-58), CPP-DUP-06-081718 (240-100062-59), CPP-DUP-07-081718 (240-100062-60) and CPP-DUP-08-081718 (240-100062-61) were analyzed for percent solids in accordance with ASTM Method D2216-80. The samples were analyzed on 08/22/2018.

Percent Moisture exceeded the RPD limit for the duplicate of sample CPP-SB-1856-0.0-0.5DU (240-100062-25).

No additional analytical or quality issues were noted, other than those described above or in the Definitions/Glossary page.

GC Semi VOA

Prep Batch: 341850

Lab Sample ID	Client Sample ID	Prep Type	Matrix	Method	Prep Batch
240-100062-1	CPP-SB-1848-0.0-0.5	Total/NA	Solid	3540C	
240-100062-2	CPP-SB-1848-0.5-1.0	Total/NA	Solid	3540C	
240-100062-4	CPP-SB-1849-0.0-0.5	Total/NA	Solid	3540C	
240-100062-5	CPP-SB-1849-0.5-1.0	Total/NA	Solid	3540C	
240-100062-7	CPP-SB-1850-0.0-0.5	Total/NA	Solid	3540C	
240-100062-8	CPP-SB-1850-0.5-1.0	Total/NA	Solid	3540C	
240-100062-10	CPP-SB-1851-0.0-0.5	Total/NA	Solid	3540C	
240-100062-11	CPP-SB-1851-0.5-1.0	Total/NA	Solid	3540C	
240-100062-13	CPP-SB-1852-0.0-0.5	Total/NA	Solid	3540C	
240-100062-14	CPP-SB-1852-0.5-1.0	Total/NA	Solid	3540C	
240-100062-16	CPP-SB-1853-0.0-0.5	Total/NA	Solid	3540C	
240-100062-17	CPP-SB-1853-0.5-1.0	Total/NA	Solid	3540C	
240-100062-19	CPP-SB-1854-0.0-0.5	Total/NA	Solid	3540C	
MB 240-341850/22-A	Method Blank	Total/NA	Solid	3540C	
LCS 240-341850/23-A	Lab Control Sample	Total/NA	Solid	3540C	
240-100062-19 MS	CPP-SB-1854-0.0-0.5	Total/NA	Solid	3540C	
240-100062-19 MSD	CPP-SB-1854-0.0-0.5	Total/NA	Solid	3540C	

Prep Batch: 342016

Lab Sample ID	Client Sample ID	Prep Type	Matrix	Method	Prep Batch
240-100062-20	CPP-SB-1854-0.5-1.0	Total/NA	Solid	3540C	
240-100062-22	CPP-SB-1855-0.0-0.5	Total/NA	Solid	3540C	
MB 240-342016/18-A	Method Blank	Total/NA	Solid	3540C	
LCS 240-342016/19-A	Lab Control Sample	Total/NA	Solid	3540C	

Analysis Batch: 342123

Lab Sample ID	Client Sample ID	Prep Type	Matrix	Method	Prep Batch
240-100062-1	CPP-SB-1848-0.0-0.5	Total/NA	Solid	8082A	341850
240-100062-4	CPP-SB-1849-0.0-0.5	Total/NA	Solid	8082A	341850
240-100062-5	CPP-SB-1849-0.5-1.0	Total/NA	Solid	8082A	341850
240-100062-7	CPP-SB-1850-0.0-0.5	Total/NA	Solid	8082A	341850
240-100062-8	CPP-SB-1850-0.5-1.0	Total/NA	Solid	8082A	341850
240-100062-10	CPP-SB-1851-0.0-0.5	Total/NA	Solid	8082A	341850
240-100062-11	CPP-SB-1851-0.5-1.0	Total/NA	Solid	8082A	341850
240-100062-13	CPP-SB-1852-0.0-0.5	Total/NA	Solid	8082A	341850
240-100062-14	CPP-SB-1852-0.5-1.0	Total/NA	Solid	8082A	341850
240-100062-16	CPP-SB-1853-0.0-0.5	Total/NA	Solid	8082A	341850
240-100062-17	CPP-SB-1853-0.5-1.0	Total/NA	Solid	8082A	341850
240-100062-19	CPP-SB-1854-0.0-0.5	Total/NA	Solid	8082A	341850
MB 240-341850/22-A	Method Blank	Total/NA	Solid	8082A	341850
LCS 240-341850/23-A	Lab Control Sample	Total/NA	Solid	8082A	341850
240-100062-19 MS	CPP-SB-1854-0.0-0.5	Total/NA	Solid	8082A	341850
240-100062-19 MSD	CPP-SB-1854-0.0-0.5	Total/NA	Solid	8082A	341850

Prep Batch: 342186

Lab Sample ID	Client Sample ID	Prep Type	Matrix	Method	Prep Batch
240-100062-23	CPP-SB-1855-0.5-1.0	Total/NA	Solid	3540C	
240-100062-25	CPP-SB-1856-0.0-0.5	Total/NA	Solid	3540C	
240-100062-26	CPP-SB-1856-0.5-1.0	Total/NA	Solid	3540C	
240-100062-28	CPP-SB-1857-0.0-0.5	Total/NA	Solid	3540C	
240-100062-29	CPP-SB-1857-0.5-1.0	Total/NA	Solid	3540C	

GC Semi VOA (Continued)

Prep Batch: 342186 (Continued)

Lab Sample ID	Client Sample ID	Prep Type	Matrix	Method	Prep Batch
240-100062-31	CPP-SB-1858-0.0-0.5	Total/NA	Solid	3540C	
MB 240-342186/19-A	Method Blank	Total/NA	Solid	3540C	
LCS 240-342186/20-A	Lab Control Sample	Total/NA	Solid	3540C	
240-100062-31 MS	CPP-SB-1858-0.0-0.5	Total/NA	Solid	3540C	
240-100062-31 MSD	CPP-SB-1858-0.0-0.5	Total/NA	Solid	3540C	

Analysis Batch: 342254

Lab Sample ID	Client Sample ID	Prep Type	Matrix	Method	Prep Batch
240-100062-20	CPP-SB-1854-0.5-1.0	Total/NA	Solid	8082A	342016
240-100062-22	CPP-SB-1855-0.0-0.5	Total/NA	Solid	8082A	342016
MB 240-342016/18-A	Method Blank	Total/NA	Solid	8082A	342016
LCS 240-342016/19-A	Lab Control Sample	Total/NA	Solid	8082A	342016

Prep Batch: 342274

Lab Sample ID	Client Sample ID	Prep Type	Matrix	Method	Prep Batch
240-100062-32	CPP-SB-1858-0.5-1.0	Total/NA	Solid	3540C	
240-100062-34	CPP-SB-1859-0.0-0.5	Total/NA	Solid	3540C	
240-100062-35	CPP-SB-1859-0.5-1.0	Total/NA	Solid	3540C	
240-100062-37	CPP-SB-1860-0.0-0.5	Total/NA	Solid	3540C	
240-100062-38	CPP-SB-1860-0.5-1.0	Total/NA	Solid	3540C	
240-100062-40	CPP-SB-1861-0.0-0.5	Total/NA	Solid	3540C	
240-100062-41	CPP-SB-1861-0.5-1.0	Total/NA	Solid	3540C	
240-100062-43	CPP-SB-1862-0.0-0.5	Total/NA	Solid	3540C	
240-100062-44	CPP-SB-1862-0.5-1.0	Total/NA	Solid	3540C	
240-100062-46	CPP-SB-1863-0.0-0.5	Total/NA	Solid	3540C	
240-100062-47	CPP-SB-1863-0.5-1.0	Total/NA	Solid	3540C	
240-100062-49	CPP-SB-1864-0.0-0.5	Total/NA	Solid	3540C	
240-100062-50	CPP-SB-1864-0.5-1.0	Total/NA	Solid	3540C	
240-100062-52	CPP-SB-1865-0.0-0.5	Total/NA	Solid	3540C	
240-100062-53	CPP-SB-1865-0.5-1.0	Total/NA	Solid	3540C	
240-100062-55	CPP-SB-1866-0.0-0.5	Total/NA	Solid	3540C	
240-100062-56	CPP-SB-1866-0.5-1.0	Total/NA	Solid	3540C	
240-100062-58	CPP-DUP-05-081718	Total/NA	Solid	3540C	
240-100062-59	CPP-DUP-06-081718	Total/NA	Solid	3540C	
240-100062-60	CPP-DUP-07-081718	Total/NA	Solid	3540C	
MB 240-342274/23-A	Method Blank	Total/NA	Solid	3540C	
LCS 240-342274/24-A	Lab Control Sample	Total/NA	Solid	3540C	
240-100062-60 MS	CPP-DUP-07-081718	Total/NA	Solid	3540C	
240-100062-60 MSD	CPP-DUP-07-081718	Total/NA	Solid	3540C	

Prep Batch: 342285

Lab Sample ID	Client Sample ID	Prep Type	Matrix	Method	Prep Batch
240-100062-61	CPP-DUP-08-081718	Total/NA	Solid	3540C	
MB 240-342285/7-A	Method Blank	Total/NA	Solid	3540C	
LCS 240-342285/8-A	Lab Control Sample	Total/NA	Solid	3540C	
240-100062-61 MS	CPP-DUP-08-081718	Total/NA	Solid	3540C	
240-100062-61 MSD	CPP-DUP-08-081718	Total/NA	Solid	3540C	

Analysis Batch: 342446

Lab Sample ID	Client Sample ID	Prep Type	Matrix	Method	Prep Batch
240-100062-2	CPP-SB-1848-0.5-1.0	Total/NA	Solid	8082A	341850

GC Semi VOA (Continued)

Analysis Batch: 342446 (Continued)

Lab Sample ID	Client Sample ID	Prep Type	Matrix	Method	Prep Batch
240-100062-61	CPP-DUP-08-081718	Total/NA	Solid	8082A	342285
MB 240-342285/7-A	Method Blank	Total/NA	Solid	8082A	342285
LCS 240-342285/8-A	Lab Control Sample	Total/NA	Solid	8082A	342285
240-100062-61 MS	CPP-DUP-08-081718	Total/NA	Solid	8082A	342285
240-100062-61 MSD	CPP-DUP-08-081718	Total/NA	Solid	8082A	342285

Analysis Batch: 342463

Lab Sample ID	Client Sample ID	Prep Type	Matrix	Method	Prep Batch
240-100062-23	CPP-SB-1855-0.5-1.0	Total/NA	Solid	8082A	342186
240-100062-25	CPP-SB-1856-0.0-0.5	Total/NA	Solid	8082A	342186
240-100062-26	CPP-SB-1856-0.5-1.0	Total/NA	Solid	8082A	342186
240-100062-28	CPP-SB-1857-0.0-0.5	Total/NA	Solid	8082A	342186
240-100062-29	CPP-SB-1857-0.5-1.0	Total/NA	Solid	8082A	342186
240-100062-31	CPP-SB-1858-0.0-0.5	Total/NA	Solid	8082A	342186
MB 240-342186/19-A	Method Blank	Total/NA	Solid	8082A	342186
LCS 240-342186/20-A	Lab Control Sample	Total/NA	Solid	8082A	342186
240-100062-31 MS	CPP-SB-1858-0.0-0.5	Total/NA	Solid	8082A	342186
240-100062-31 MSD	CPP-SB-1858-0.0-0.5	Total/NA	Solid	8082A	342186

Analysis Batch: 342535

Lab Sample ID	Client Sample ID	Prep Type	Matrix	Method	Prep Batch
240-100062-32	CPP-SB-1858-0.5-1.0	Total/NA	Solid	8082A	342274
240-100062-34	CPP-SB-1859-0.0-0.5	Total/NA	Solid	8082A	342274
240-100062-35	CPP-SB-1859-0.5-1.0	Total/NA	Solid	8082A	342274
240-100062-37	CPP-SB-1860-0.0-0.5	Total/NA	Solid	8082A	342274
240-100062-38	CPP-SB-1860-0.5-1.0	Total/NA	Solid	8082A	342274
240-100062-41	CPP-SB-1861-0.5-1.0	Total/NA	Solid	8082A	342274
240-100062-43	CPP-SB-1862-0.0-0.5	Total/NA	Solid	8082A	342274
240-100062-44	CPP-SB-1862-0.5-1.0	Total/NA	Solid	8082A	342274
240-100062-46	CPP-SB-1863-0.0-0.5	Total/NA	Solid	8082A	342274
240-100062-47	CPP-SB-1863-0.5-1.0	Total/NA	Solid	8082A	342274
240-100062-49	CPP-SB-1864-0.0-0.5	Total/NA	Solid	8082A	342274
240-100062-50	CPP-SB-1864-0.5-1.0	Total/NA	Solid	8082A	342274
240-100062-52	CPP-SB-1865-0.0-0.5	Total/NA	Solid	8082A	342274
240-100062-53	CPP-SB-1865-0.5-1.0	Total/NA	Solid	8082A	342274
240-100062-55	CPP-SB-1866-0.0-0.5	Total/NA	Solid	8082A	342274
240-100062-56	CPP-SB-1866-0.5-1.0	Total/NA	Solid	8082A	342274
240-100062-58	CPP-DUP-05-081718	Total/NA	Solid	8082A	342274
240-100062-59	CPP-DUP-06-081718	Total/NA	Solid	8082A	342274
240-100062-60	CPP-DUP-07-081718	Total/NA	Solid	8082A	342274
MB 240-342274/23-A	Method Blank	Total/NA	Solid	8082A	342274
LCS 240-342274/24-A	Lab Control Sample	Total/NA	Solid	8082A	342274
240-100062-60 MS	CPP-DUP-07-081718	Total/NA	Solid	8082A	342274
240-100062-60 MSD	CPP-DUP-07-081718	Total/NA	Solid	8082A	342274

Analysis Batch: 343040

Lab Sample ID	Client Sample ID	Prep Type	Matrix	Method	Prep Batch
240-100062-40	CPP-SB-1861-0.0-0.5	Total/NA	Solid	8082A	342274

General Chemistry

Analysis Batch: 342098

Lab Sample ID	Client Sample ID	Prep Type	Matrix	Method	Prep Batch
240-100062-1	CPP-SB-1848-0.0-0.5	Total/NA	Solid	Moisture	
240-100062-2	CPP-SB-1848-0.5-1.0	Total/NA	Solid	Moisture	
240-100062-4	CPP-SB-1849-0.0-0.5	Total/NA	Solid	Moisture	
240-100062-5	CPP-SB-1849-0.5-1.0	Total/NA	Solid	Moisture	
240-100062-7	CPP-SB-1850-0.0-0.5	Total/NA	Solid	Moisture	
240-100062-8	CPP-SB-1850-0.5-1.0	Total/NA	Solid	Moisture	
240-100062-10	CPP-SB-1851-0.0-0.5	Total/NA	Solid	Moisture	
240-100062-11	CPP-SB-1851-0.5-1.0	Total/NA	Solid	Moisture	
240-100062-13	CPP-SB-1852-0.0-0.5	Total/NA	Solid	Moisture	
240-100062-14	CPP-SB-1852-0.5-1.0	Total/NA	Solid	Moisture	
240-100062-16	CPP-SB-1853-0.0-0.5	Total/NA	Solid	Moisture	
240-100062-17	CPP-SB-1853-0.5-1.0	Total/NA	Solid	Moisture	
240-100062-19	CPP-SB-1854-0.0-0.5	Total/NA	Solid	Moisture	
240-100062-20	CPP-SB-1854-0.5-1.0	Total/NA	Solid	Moisture	
240-100062-22	CPP-SB-1855-0.0-0.5	Total/NA	Solid	Moisture	
240-100062-23	CPP-SB-1855-0.5-1.0	Total/NA	Solid	Moisture	
240-100062-25	CPP-SB-1856-0.0-0.5	Total/NA	Solid	Moisture	
240-100062-26	CPP-SB-1856-0.5-1.0	Total/NA	Solid	Moisture	
240-100062-28	CPP-SB-1857-0.0-0.5	Total/NA	Solid	Moisture	
240-100062-29	CPP-SB-1857-0.5-1.0	Total/NA	Solid	Moisture	
240-100062-31	CPP-SB-1858-0.0-0.5	Total/NA	Solid	Moisture	
240-100062-32	CPP-SB-1858-0.5-1.0	Total/NA	Solid	Moisture	
240-100062-34	CPP-SB-1859-0.0-0.5	Total/NA	Solid	Moisture	
240-100062-35	CPP-SB-1859-0.5-1.0	Total/NA	Solid	Moisture	
240-100062-37	CPP-SB-1860-0.0-0.5	Total/NA	Solid	Moisture	
240-100062-38	CPP-SB-1860-0.5-1.0	Total/NA	Solid	Moisture	
240-100062-40	CPP-SB-1861-0.0-0.5	Total/NA	Solid	Moisture	
240-100062-41	CPP-SB-1861-0.5-1.0	Total/NA	Solid	Moisture	
240-100062-43	CPP-SB-1862-0.0-0.5	Total/NA	Solid	Moisture	
240-100062-44	CPP-SB-1862-0.5-1.0	Total/NA	Solid	Moisture	
240-100062-46	CPP-SB-1863-0.0-0.5	Total/NA	Solid	Moisture	
240-100062-47	CPP-SB-1863-0.5-1.0	Total/NA	Solid	Moisture	
240-100062-49	CPP-SB-1864-0.0-0.5	Total/NA	Solid	Moisture	
240-100062-50	CPP-SB-1864-0.5-1.0	Total/NA	Solid	Moisture	
240-100062-52	CPP-SB-1865-0.0-0.5	Total/NA	Solid	Moisture	
240-100062-53	CPP-SB-1865-0.5-1.0	Total/NA	Solid	Moisture	
240-100062-55	CPP-SB-1866-0.0-0.5	Total/NA	Solid	Moisture	
240-100062-56	CPP-SB-1866-0.5-1.0	Total/NA	Solid	Moisture	
240-100062-58	CPP-DUP-05-081718	Total/NA	Solid	Moisture	
240-100062-59	CPP-DUP-06-081718	Total/NA	Solid	Moisture	
240-100062-60	CPP-DUP-07-081718	Total/NA	Solid	Moisture	
240-100062-61	CPP-DUP-08-081718	Total/NA	Solid	Moisture	
240-100062-7 DU	CPP-SB-1850-0.0-0.5	Total/NA	Solid	Moisture	
240-100062-16 DU	CPP-SB-1853-0.0-0.5	Total/NA	Solid	Moisture	
240-100062-25 DU	CPP-SB-1856-0.0-0.5	Total/NA	Solid	Moisture	
240-100062-34 DU	CPP-SB-1859-0.0-0.5	Total/NA	Solid	Moisture	
240-100062-43 DU	CPP-SB-1862-0.0-0.5	Total/NA	Solid	Moisture	
240-100062-52 DU	CPP-SB-1865-0.0-0.5	Total/NA	Solid	Moisture	
240-100062-61 DU	CPP-DUP-08-081718	Total/NA	Solid	Moisture	

Client Sample ID: CPP-SB-1848-0.0-0.5 — **Lab Sample ID: 240-100062-1**
Date Collected: 08/17/18 08:26 — **Matrix: Solid**
Date Received: 08/18/18 09:45

Prep Type	Batch Type	Batch Method	Run	Dilution Factor	Batch Number	Prepared or Analyzed	Analyst	Lab
Total/NA	Analysis	Moisture		1	342098	08/22/18 14:42	BLW	TAL CAN

Client Sample ID: CPP-SB-1848-0.0-0.5 — **Lab Sample ID: 240-100062-1**
Date Collected: 08/17/18 08:26 — **Matrix: Solid**
Date Received: 08/18/18 09:45 — **Percent Solids: 77.1**

Prep Type	Batch Type	Batch Method	Run	Dilution Factor	Batch Number	Prepared or Analyzed	Analyst	Lab
Total/NA	Prep	3540C			341850	08/21/18 11:46	DVT	TAL CAN
Total/NA	Analysis	8082A		1	342123	08/23/18 09:15	KMG	TAL CAN

Client Sample ID: CPP-SB-1848-0.5-1.0 — **Lab Sample ID: 240-100062-2**
Date Collected: 08/17/18 08:27 — **Matrix: Solid**
Date Received: 08/18/18 09:45

Prep Type	Batch Type	Batch Method	Run	Dilution Factor	Batch Number	Prepared or Analyzed	Analyst	Lab
Total/NA	Analysis	Moisture		1	342098	08/22/18 14:42	BLW	TAL CAN

Client Sample ID: CPP-SB-1848-0.5-1.0 — **Lab Sample ID: 240-100062-2**
Date Collected: 08/17/18 08:27 — **Matrix: Solid**
Date Received: 08/18/18 09:45 — **Percent Solids: 81.7**

Prep Type	Batch Type	Batch Method	Run	Dilution Factor	Batch Number	Prepared or Analyzed	Analyst	Lab
Total/NA	Prep	3540C			341850	08/21/18 11:46	DVT	TAL CAN
Total/NA	Analysis	8082A		10	342446	08/25/18 00:32	CSC	TAL CAN

Client Sample ID: CPP-SB-1849-0.0-0.5 — **Lab Sample ID: 240-100062-4**
Date Collected: 08/17/18 08:44 — **Matrix: Solid**
Date Received: 08/18/18 09:45

Prep Type	Batch Type	Batch Method	Run	Dilution Factor	Batch Number	Prepared or Analyzed	Analyst	Lab
Total/NA	Analysis	Moisture		1	342098	08/22/18 14:42	BLW	TAL CAN

Client Sample ID: CPP-SB-1849-0.0-0.5 — **Lab Sample ID: 240-100062-4**
Date Collected: 08/17/18 08:44 — **Matrix: Solid**
Date Received: 08/18/18 09:45 — **Percent Solids: 79.4**

Prep Type	Batch Type	Batch Method	Run	Dilution Factor	Batch Number	Prepared or Analyzed	Analyst	Lab
Total/NA	Prep	3540C			341850	08/21/18 11:46	DVT	TAL CAN
Total/NA	Analysis	8082A		1	342123	08/23/18 10:12	KMG	TAL CAN

Client Sample ID: CPP-SB-1849-0.5-1.0 **Lab Sample ID: 240-100062-5**
Date Collected: 08/17/18 08:45 **Matrix: Solid**
Date Received: 08/18/18 09:45

Prep Type	Batch Type	Batch Method	Run	Dilution Factor	Batch Number	Prepared or Analyzed	Analyst	Lab
Total/NA	Analysis	Moisture		1	342098	08/22/18 14:42	BLW	TAL CAN

Client Sample ID: CPP-SB-1849-0.5-1.0 **Lab Sample ID: 240-100062-5**
Date Collected: 08/17/18 08:45 **Matrix: Solid**
Date Received: 08/18/18 09:45 **Percent Solids: 81.0**

Prep Type	Batch Type	Batch Method	Run	Dilution Factor	Batch Number	Prepared or Analyzed	Analyst	Lab
Total/NA	Prep	3540C			341850	08/21/18 11:46	DVT	TAL CAN
Total/NA	Analysis	8082A		1	342123	08/23/18 10:32	KMG	TAL CAN

Client Sample ID: CPP-SB-1850-0.0-0.5 **Lab Sample ID: 240-100062-7**
Date Collected: 08/17/18 08:58 **Matrix: Solid**
Date Received: 08/18/18 09:45

Prep Type	Batch Type	Batch Method	Run	Dilution Factor	Batch Number	Prepared or Analyzed	Analyst	Lab
Total/NA	Analysis	Moisture		1	342098	08/22/18 14:42	BLW	TAL CAN

Client Sample ID: CPP-SB-1850-0.0-0.5 **Lab Sample ID: 240-100062-7**
Date Collected: 08/17/18 08:58 **Matrix: Solid**
Date Received: 08/18/18 09:45 **Percent Solids: 79.8**

Prep Type	Batch Type	Batch Method	Run	Dilution Factor	Batch Number	Prepared or Analyzed	Analyst	Lab
Total/NA	Prep	3540C			341850	08/21/18 11:46	DVT	TAL CAN
Total/NA	Analysis	8082A		1	342123	08/23/18 10:51	KMG	TAL CAN

Client Sample ID: CPP-SB-1850-0.5-1.0 **Lab Sample ID: 240-100062-8**
Date Collected: 08/17/18 08:59 **Matrix: Solid**
Date Received: 08/18/18 09:45

Prep Type	Batch Type	Batch Method	Run	Dilution Factor	Batch Number	Prepared or Analyzed	Analyst	Lab
Total/NA	Analysis	Moisture		1	342098	08/22/18 14:42	BLW	TAL CAN

Client Sample ID: CPP-SB-1850-0.5-1.0 **Lab Sample ID: 240-100062-8**
Date Collected: 08/17/18 08:59 **Matrix: Solid**
Date Received: 08/18/18 09:45 **Percent Solids: 77.3**

Prep Type	Batch Type	Batch Method	Run	Dilution Factor	Batch Number	Prepared or Analyzed	Analyst	Lab
Total/NA	Prep	3540C			341850	08/21/18 11:46	DVT	TAL CAN
Total/NA	Analysis	8082A		1	342123	08/23/18 11:11	KMG	TAL CAN

Client Sample ID: CPP-SB-1851-0.0-0.5 **Lab Sample ID: 240-100062-10**
Date Collected: 08/17/18 09:10 **Matrix: Solid**
Date Received: 08/18/18 09:45

Prep Type	Batch Type	Batch Method	Run	Dilution Factor	Batch Number	Prepared or Analyzed	Analyst	Lab
Total/NA	Analysis	Moisture		1	342098	08/22/18 14:42	BLW	TAL CAN

Client Sample ID: CPP-SB-1851-0.0-0.5 **Lab Sample ID: 240-100062-10**
Date Collected: 08/17/18 09:10 **Matrix: Solid**
Date Received: 08/18/18 09:45 **Percent Solids: 80.2**

Prep Type	Batch Type	Batch Method	Run	Dilution Factor	Batch Number	Prepared or Analyzed	Analyst	Lab
Total/NA	Prep	3540C			341850	08/21/18 11:46	DVT	TAL CAN
Total/NA	Analysis	8082A		1	342123	08/23/18 11:30	KMG	TAL CAN

Client Sample ID: CPP-SB-1851-0.5-1.0 **Lab Sample ID: 240-100062-11**
Date Collected: 08/17/18 09:11 **Matrix: Solid**
Date Received: 08/18/18 09:45

Prep Type	Batch Type	Batch Method	Run	Dilution Factor	Batch Number	Prepared or Analyzed	Analyst	Lab
Total/NA	Analysis	Moisture		1	342098	08/22/18 14:42	BLW	TAL CAN

Client Sample ID: CPP-SB-1851-0.5-1.0 **Lab Sample ID: 240-100062-11**
Date Collected: 08/17/18 09:11 **Matrix: Solid**
Date Received: 08/18/18 09:45 **Percent Solids: 85.6**

Prep Type	Batch Type	Batch Method	Run	Dilution Factor	Batch Number	Prepared or Analyzed	Analyst	Lab
Total/NA	Prep	3540C			341850	08/21/18 11:46	DVT	TAL CAN
Total/NA	Analysis	8082A		1	342123	08/23/18 11:49	KMG	TAL CAN

Client Sample ID: CPP-SB-1852-0.0-0.5 **Lab Sample ID: 240-100062-13**
Date Collected: 08/17/18 09:23 **Matrix: Solid**
Date Received: 08/18/18 09:45

Prep Type	Batch Type	Batch Method	Run	Dilution Factor	Batch Number	Prepared or Analyzed	Analyst	Lab
Total/NA	Analysis	Moisture		1	342098	08/22/18 14:42	BLW	TAL CAN

Client Sample ID: CPP-SB-1852-0.0-0.5 **Lab Sample ID: 240-100062-13**
Date Collected: 08/17/18 09:23 **Matrix: Solid**
Date Received: 08/18/18 09:45 **Percent Solids: 80.4**

Prep Type	Batch Type	Batch Method	Run	Dilution Factor	Batch Number	Prepared or Analyzed	Analyst	Lab
Total/NA	Prep	3540C			341850	08/21/18 11:46	DVT	TAL CAN
Total/NA	Analysis	8082A		1	342123	08/23/18 12:08	KMG	TAL CAN

Client Sample ID: CPP-SB-1852-0.5-1.0 — **Lab Sample ID: 240-100062-14**
Date Collected: 08/17/18 09:24 — **Matrix: Solid**
Date Received: 08/18/18 09:45

Prep Type	Batch Type	Batch Method	Run	Dilution Factor	Batch Number	Prepared or Analyzed	Analyst	Lab
Total/NA	Analysis	Moisture		1	342098	08/22/18 14:42	BLW	TAL CAN

Client Sample ID: CPP-SB-1852-0.5-1.0 — **Lab Sample ID: 240-100062-14**
Date Collected: 08/17/18 09:24 — **Matrix: Solid**
Date Received: 08/18/18 09:45 — **Percent Solids: 83.7**

Prep Type	Batch Type	Batch Method	Run	Dilution Factor	Batch Number	Prepared or Analyzed	Analyst	Lab
Total/NA	Prep	3540C			341850	08/21/18 11:46	DVT	TAL CAN
Total/NA	Analysis	8082A		1	342123	08/23/18 12:27	KMG	TAL CAN

Client Sample ID: CPP-SB-1853-0.0-0.5 — **Lab Sample ID: 240-100062-16**
Date Collected: 08/17/18 09:33 — **Matrix: Solid**
Date Received: 08/18/18 09:45

Prep Type	Batch Type	Batch Method	Run	Dilution Factor	Batch Number	Prepared or Analyzed	Analyst	Lab
Total/NA	Analysis	Moisture		1	342098	08/22/18 14:42	BLW	TAL CAN

Client Sample ID: CPP-SB-1853-0.0-0.5 — **Lab Sample ID: 240-100062-16**
Date Collected: 08/17/18 09:33 — **Matrix: Solid**
Date Received: 08/18/18 09:45 — **Percent Solids: 73.0**

Prep Type	Batch Type	Batch Method	Run	Dilution Factor	Batch Number	Prepared or Analyzed	Analyst	Lab
Total/NA	Prep	3540C			341850	08/21/18 11:46	DVT	TAL CAN
Total/NA	Analysis	8082A		1	342123	08/23/18 13:45	KMG	TAL CAN

Client Sample ID: CPP-SB-1853-0.5-1.0 — **Lab Sample ID: 240-100062-17**
Date Collected: 08/17/18 09:34 — **Matrix: Solid**
Date Received: 08/18/18 09:45

Prep Type	Batch Type	Batch Method	Run	Dilution Factor	Batch Number	Prepared or Analyzed	Analyst	Lab
Total/NA	Analysis	Moisture		1	342098	08/22/18 14:42	BLW	TAL CAN

Client Sample ID: CPP-SB-1853-0.5-1.0 — **Lab Sample ID: 240-100062-17**
Date Collected: 08/17/18 09:34 — **Matrix: Solid**
Date Received: 08/18/18 09:45 — **Percent Solids: 83.3**

Prep Type	Batch Type	Batch Method	Run	Dilution Factor	Batch Number	Prepared or Analyzed	Analyst	Lab
Total/NA	Prep	3540C			341850	08/21/18 11:46	DVT	TAL CAN
Total/NA	Analysis	8082A		1	342123	08/23/18 14:04	KMG	TAL CAN

Client Sample ID: CPP-SB-1854-0.0-0.5 **Lab Sample ID: 240-100062-19**
Date Collected: 08/17/18 09:44 **Matrix: Solid**
Date Received: 08/18/18 09:45

Prep Type	Batch Type	Batch Method	Run	Dilution Factor	Batch Number	Prepared or Analyzed	Analyst	Lab
Total/NA	Analysis	Moisture		1	342098	08/22/18 14:42	BLW	TAL CAN

Client Sample ID: CPP-SB-1854-0.0-0.5 **Lab Sample ID: 240-100062-19**
Date Collected: 08/17/18 09:44 **Matrix: Solid**
Date Received: 08/18/18 09:45 **Percent Solids: 83.9**

Prep Type	Batch Type	Batch Method	Run	Dilution Factor	Batch Number	Prepared or Analyzed	Analyst	Lab
Total/NA	Prep	3540C			341850	08/21/18 11:46	DVT	TAL CAN
Total/NA	Analysis	8082A		1	342123	08/23/18 14:24	KMG	TAL CAN

Client Sample ID: CPP-SB-1854-0.5-1.0 **Lab Sample ID: 240-100062-20**
Date Collected: 08/17/18 09:45 **Matrix: Solid**
Date Received: 08/18/18 09:45

Prep Type	Batch Type	Batch Method	Run	Dilution Factor	Batch Number	Prepared or Analyzed	Analyst	Lab
Total/NA	Analysis	Moisture		1	342098	08/22/18 14:42	BLW	TAL CAN

Client Sample ID: CPP-SB-1854-0.5-1.0 **Lab Sample ID: 240-100062-20**
Date Collected: 08/17/18 09:45 **Matrix: Solid**
Date Received: 08/18/18 09:45 **Percent Solids: 80.6**

Prep Type	Batch Type	Batch Method	Run	Dilution Factor	Batch Number	Prepared or Analyzed	Analyst	Lab
Total/NA	Prep	3540C			342016	08/22/18 10:11	AMT	TAL CAN
Total/NA	Analysis	8082A		5	342254	08/24/18 00:09	LSH	TAL CAN

Client Sample ID: CPP-SB-1855-0.0-0.5 **Lab Sample ID: 240-100062-22**
Date Collected: 08/17/18 09:53 **Matrix: Solid**
Date Received: 08/18/18 09:45

Prep Type	Batch Type	Batch Method	Run	Dilution Factor	Batch Number	Prepared or Analyzed	Analyst	Lab
Total/NA	Analysis	Moisture		1	342098	08/22/18 14:42	BLW	TAL CAN

Client Sample ID: CPP-SB-1855-0.0-0.5 **Lab Sample ID: 240-100062-22**
Date Collected: 08/17/18 09:53 **Matrix: Solid**
Date Received: 08/18/18 09:45 **Percent Solids: 80.3**

Prep Type	Batch Type	Batch Method	Run	Dilution Factor	Batch Number	Prepared or Analyzed	Analyst	Lab
Total/NA	Prep	3540C			342016	08/22/18 10:30	AMT	TAL CAN
Total/NA	Analysis	8082A		1	342254	08/24/18 00:23	LSH	TAL CAN

Client Sample ID: CPP-SB-1855-0.5-1.0 — **Lab Sample ID: 240-100062-23**
Date Collected: 08/17/18 09:54 — **Matrix: Solid**
Date Received: 08/18/18 09:45

Prep Type	Batch Type	Batch Method	Run	Dilution Factor	Batch Number	Prepared or Analyzed	Analyst	Lab
Total/NA	Analysis	Moisture		1	342098	08/22/18 14:42	BLW	TAL CAN

Client Sample ID: CPP-SB-1855-0.5-1.0 — **Lab Sample ID: 240-100062-23**
Date Collected: 08/17/18 09:54 — **Matrix: Solid**
Date Received: 08/18/18 09:45 — **Percent Solids: 82.3**

Prep Type	Batch Type	Batch Method	Run	Dilution Factor	Batch Number	Prepared or Analyzed	Analyst	Lab
Total/NA	Prep	3540C			342186	08/23/18 08:02	DVT	TAL CAN
Total/NA	Analysis	8082A		1	342463	08/25/18 22:01	LSH	TAL CAN

Client Sample ID: CPP-SB-1856-0.0-0.5 — **Lab Sample ID: 240-100062-25**
Date Collected: 08/17/18 10:04 — **Matrix: Solid**
Date Received: 08/18/18 09:45

Prep Type	Batch Type	Batch Method	Run	Dilution Factor	Batch Number	Prepared or Analyzed	Analyst	Lab
Total/NA	Analysis	Moisture		1	342098	08/22/18 14:42	BLW	TAL CAN

Client Sample ID: CPP-SB-1856-0.0-0.5 — **Lab Sample ID: 240-100062-25**
Date Collected: 08/17/18 10:04 — **Matrix: Solid**
Date Received: 08/18/18 09:45 — **Percent Solids: 91.7**

Prep Type	Batch Type	Batch Method	Run	Dilution Factor	Batch Number	Prepared or Analyzed	Analyst	Lab
Total/NA	Prep	3540C			342186	08/23/18 08:02	DVT	TAL CAN
Total/NA	Analysis	8082A		1	342463	08/25/18 22:15	LSH	TAL CAN

Client Sample ID: CPP-SB-1856-0.5-1.0 — **Lab Sample ID: 240-100062-26**
Date Collected: 08/17/18 10:05 — **Matrix: Solid**
Date Received: 08/18/18 09:45

Prep Type	Batch Type	Batch Method	Run	Dilution Factor	Batch Number	Prepared or Analyzed	Analyst	Lab
Total/NA	Analysis	Moisture		1	342098	08/22/18 14:42	BLW	TAL CAN

Client Sample ID: CPP-SB-1856-0.5-1.0 — **Lab Sample ID: 240-100062-26**
Date Collected: 08/17/18 10:05 — **Matrix: Solid**
Date Received: 08/18/18 09:45 — **Percent Solids: 86.7**

Prep Type	Batch Type	Batch Method	Run	Dilution Factor	Batch Number	Prepared or Analyzed	Analyst	Lab
Total/NA	Prep	3540C			342186	08/23/18 08:02	DVT	TAL CAN
Total/NA	Analysis	8082A		1	342463	08/25/18 22:30	LSH	TAL CAN

Client Sample ID: CPP-SB-1857-0.0-0.5 — **Lab Sample ID: 240-100062-28**
Date Collected: 08/17/18 10:17 — **Matrix: Solid**
Date Received: 08/18/18 09:45

Prep Type	Batch Type	Batch Method	Run	Dilution Factor	Batch Number	Prepared or Analyzed	Analyst	Lab
Total/NA	Analysis	Moisture		1	342098	08/22/18 14:42	BLW	TAL CAN

Client Sample ID: CPP-SB-1857-0.0-0.5 — **Lab Sample ID: 240-100062-28**
Date Collected: 08/17/18 10:17 — **Matrix: Solid**
Date Received: 08/18/18 09:45 — **Percent Solids: 84.1**

Prep Type	Batch Type	Batch Method	Run	Dilution Factor	Batch Number	Prepared or Analyzed	Analyst	Lab
Total/NA	Prep	3540C			342186	08/23/18 08:02	DVT	TAL CAN
Total/NA	Analysis	8082A		1	342463	08/25/18 22:45	LSH	TAL CAN

Client Sample ID: CPP-SB-1857-0.5-1.0 — **Lab Sample ID: 240-100062-29**
Date Collected: 08/17/18 10:18 — **Matrix: Solid**
Date Received: 08/18/18 09:45

Prep Type	Batch Type	Batch Method	Run	Dilution Factor	Batch Number	Prepared or Analyzed	Analyst	Lab
Total/NA	Analysis	Moisture		1	342098	08/22/18 14:42	BLW	TAL CAN

Client Sample ID: CPP-SB-1857-0.5-1.0 — **Lab Sample ID: 240-100062-29**
Date Collected: 08/17/18 10:18 — **Matrix: Solid**
Date Received: 08/18/18 09:45 — **Percent Solids: 81.5**

Prep Type	Batch Type	Batch Method	Run	Dilution Factor	Batch Number	Prepared or Analyzed	Analyst	Lab
Total/NA	Prep	3540C			342186	08/23/18 08:02	DVT	TAL CAN
Total/NA	Analysis	8082A		1	342463	08/25/18 23:43	LSH	TAL CAN

Client Sample ID: CPP-SB-1858-0.0-0.5 — **Lab Sample ID: 240-100062-31**
Date Collected: 08/17/18 10:31 — **Matrix: Solid**
Date Received: 08/18/18 09:45

Prep Type	Batch Type	Batch Method	Run	Dilution Factor	Batch Number	Prepared or Analyzed	Analyst	Lab
Total/NA	Analysis	Moisture		1	342098	08/22/18 14:42	BLW	TAL CAN

Client Sample ID: CPP-SB-1858-0.0-0.5 — **Lab Sample ID: 240-100062-31**
Date Collected: 08/17/18 10:31 — **Matrix: Solid**
Date Received: 08/18/18 09:45 — **Percent Solids: 77.2**

Prep Type	Batch Type	Batch Method	Run	Dilution Factor	Batch Number	Prepared or Analyzed	Analyst	Lab
Total/NA	Prep	3540C			342186	08/23/18 08:02	DVT	TAL CAN
Total/NA	Analysis	8082A		5	342463	08/25/18 23:58	LSH	TAL CAN

Client Sample ID: CPP-SB-1858-0.5-1.0 **Lab Sample ID: 240-100062-32**
Date Collected: 08/17/18 10:32 **Matrix: Solid**
Date Received: 08/18/18 09:45

Prep Type	Batch Type	Batch Method	Run	Dilution Factor	Batch Number	Prepared or Analyzed	Analyst	Lab
Total/NA	Analysis	Moisture		1	342098	08/22/18 14:42	BLW	TAL CAN

Client Sample ID: CPP-SB-1858-0.5-1.0 **Lab Sample ID: 240-100062-32**
Date Collected: 08/17/18 10:32 **Matrix: Solid**
Date Received: 08/18/18 09:45 **Percent Solids: 88.2**

Prep Type	Batch Type	Batch Method	Run	Dilution Factor	Batch Number	Prepared or Analyzed	Analyst	Lab
Total/NA	Prep	3540C			342274	08/23/18 13:02	SLD	TAL CAN
Total/NA	Analysis	8082A		1	342535	08/26/18 16:21	LSH	TAL CAN

Client Sample ID: CPP-SB-1859-0.0-0.5 **Lab Sample ID: 240-100062-34**
Date Collected: 08/17/18 10:41 **Matrix: Solid**
Date Received: 08/18/18 09:45

Prep Type	Batch Type	Batch Method	Run	Dilution Factor	Batch Number	Prepared or Analyzed	Analyst	Lab
Total/NA	Analysis	Moisture		1	342098	08/22/18 16:04	BLW	TAL CAN

Client Sample ID: CPP-SB-1859-0.0-0.5 **Lab Sample ID: 240-100062-34**
Date Collected: 08/17/18 10:41 **Matrix: Solid**
Date Received: 08/18/18 09:45 **Percent Solids: 83.6**

Prep Type	Batch Type	Batch Method	Run	Dilution Factor	Batch Number	Prepared or Analyzed	Analyst	Lab
Total/NA	Prep	3540C			342274	08/23/18 13:02	SLD	TAL CAN
Total/NA	Analysis	8082A		1	342535	08/26/18 16:39	LSH	TAL CAN

Client Sample ID: CPP-SB-1859-0.5-1.0 **Lab Sample ID: 240-100062-35**
Date Collected: 08/17/18 10:42 **Matrix: Solid**
Date Received: 08/18/18 09:45

Prep Type	Batch Type	Batch Method	Run	Dilution Factor	Batch Number	Prepared or Analyzed	Analyst	Lab
Total/NA	Analysis	Moisture		1	342098	08/22/18 16:04	BLW	TAL CAN

Client Sample ID: CPP-SB-1859-0.5-1.0 **Lab Sample ID: 240-100062-35**
Date Collected: 08/17/18 10:42 **Matrix: Solid**
Date Received: 08/18/18 09:45 **Percent Solids: 85.6**

Prep Type	Batch Type	Batch Method	Run	Dilution Factor	Batch Number	Prepared or Analyzed	Analyst	Lab
Total/NA	Prep	3540C			342274	08/23/18 13:02	SLD	TAL CAN
Total/NA	Analysis	8082A		1	342535	08/26/18 16:56	LSH	TAL CAN

Client Sample ID: CPP-SB-1860-0.0-0.5 **Lab Sample ID: 240-100062-37**
Date Collected: 08/17/18 10:50 **Matrix: Solid**
Date Received: 08/18/18 09:45

Prep Type	Batch Type	Batch Method	Run	Dilution Factor	Batch Number	Prepared or Analyzed	Analyst	Lab
Total/NA	Analysis	Moisture		1	342098	08/22/18 16:04	BLW	TAL CAN

Client Sample ID: CPP-SB-1860-0.0-0.5 **Lab Sample ID: 240-100062-37**
Date Collected: 08/17/18 10:50 **Matrix: Solid**
Date Received: 08/18/18 09:45 **Percent Solids: 78.5**

Prep Type	Batch Type	Batch Method	Run	Dilution Factor	Batch Number	Prepared or Analyzed	Analyst	Lab
Total/NA	Prep	3540C			342274	08/23/18 13:02	SLD	TAL CAN
Total/NA	Analysis	8082A		5	342535	08/26/18 17:14	LSH	TAL CAN

Client Sample ID: CPP-SB-1860-0.5-1.0 **Lab Sample ID: 240-100062-38**
Date Collected: 08/17/18 10:51 **Matrix: Solid**
Date Received: 08/18/18 09:45

Prep Type	Batch Type	Batch Method	Run	Dilution Factor	Batch Number	Prepared or Analyzed	Analyst	Lab
Total/NA	Analysis	Moisture		1	342098	08/22/18 16:04	BLW	TAL CAN

Client Sample ID: CPP-SB-1860-0.5-1.0 **Lab Sample ID: 240-100062-38**
Date Collected: 08/17/18 10:51 **Matrix: Solid**
Date Received: 08/18/18 09:45 **Percent Solids: 88.2**

Prep Type	Batch Type	Batch Method	Run	Dilution Factor	Batch Number	Prepared or Analyzed	Analyst	Lab
Total/NA	Prep	3540C			342274	08/23/18 13:02	SLD	TAL CAN
Total/NA	Analysis	8082A		1	342535	08/26/18 17:31	LSH	TAL CAN

Client Sample ID: CPP-SB-1861-0.0-0.5 **Lab Sample ID: 240-100062-40**
Date Collected: 08/17/18 11:04 **Matrix: Solid**
Date Received: 08/18/18 09:45

Prep Type	Batch Type	Batch Method	Run	Dilution Factor	Batch Number	Prepared or Analyzed	Analyst	Lab
Total/NA	Analysis	Moisture		1	342098	08/22/18 16:04	BLW	TAL CAN

Client Sample ID: CPP-SB-1861-0.0-0.5 **Lab Sample ID: 240-100062-40**
Date Collected: 08/17/18 11:04 **Matrix: Solid**
Date Received: 08/18/18 09:45 **Percent Solids: 78.6**

Prep Type	Batch Type	Batch Method	Run	Dilution Factor	Batch Number	Prepared or Analyzed	Analyst	Lab
Total/NA	Prep	3540C			342274	08/23/18 13:02	SLD	TAL CAN
Total/NA	Analysis	8082A		5	343040	08/29/18 16:29	CSC	TAL CAN

Client Sample ID: CPP-SB-1861-0.5-1.0 **Lab Sample ID: 240-100062-41**
Date Collected: 08/17/18 11:05 **Matrix: Solid**
Date Received: 08/18/18 09:45

Prep Type	Batch Type	Batch Method	Run	Dilution Factor	Batch Number	Prepared or Analyzed	Analyst	Lab
Total/NA	Analysis	Moisture		1	342098	08/22/18 16:04	BLW	TAL CAN

Client Sample ID: CPP-SB-1861-0.5-1.0 **Lab Sample ID: 240-100062-41**
Date Collected: 08/17/18 11:05 **Matrix: Solid**
Date Received: 08/18/18 09:45 **Percent Solids: 88.5**

Prep Type	Batch Type	Batch Method	Run	Dilution Factor	Batch Number	Prepared or Analyzed	Analyst	Lab
Total/NA	Prep	3540C			342274	08/23/18 13:02	SLD	TAL CAN
Total/NA	Analysis	8082A		1	342535	08/26/18 18:06	LSH	TAL CAN

Client Sample ID: CPP-SB-1862-0.0-0.5 **Lab Sample ID: 240-100062-43**
Date Collected: 08/17/18 11:16 **Matrix: Solid**
Date Received: 08/18/18 09:45

Prep Type	Batch Type	Batch Method	Run	Dilution Factor	Batch Number	Prepared or Analyzed	Analyst	Lab
Total/NA	Analysis	Moisture		1	342098	08/22/18 16:04	BLW	TAL CAN

Client Sample ID: CPP-SB-1862-0.0-0.5 **Lab Sample ID: 240-100062-43**
Date Collected: 08/17/18 11:16 **Matrix: Solid**
Date Received: 08/18/18 09:45 **Percent Solids: 74.2**

Prep Type	Batch Type	Batch Method	Run	Dilution Factor	Batch Number	Prepared or Analyzed	Analyst	Lab
Total/NA	Prep	3540C			342274	08/23/18 13:02	SLD	TAL CAN
Total/NA	Analysis	8082A		1	342535	08/26/18 18:24	LSH	TAL CAN

Client Sample ID: CPP-SB-1862-0.5-1.0 **Lab Sample ID: 240-100062-44**
Date Collected: 08/17/18 11:17 **Matrix: Solid**
Date Received: 08/18/18 09:45

Prep Type	Batch Type	Batch Method	Run	Dilution Factor	Batch Number	Prepared or Analyzed	Analyst	Lab
Total/NA	Analysis	Moisture		1	342098	08/22/18 16:04	BLW	TAL CAN

Client Sample ID: CPP-SB-1862-0.5-1.0 **Lab Sample ID: 240-100062-44**
Date Collected: 08/17/18 11:17 **Matrix: Solid**
Date Received: 08/18/18 09:45 **Percent Solids: 88.8**

Prep Type	Batch Type	Batch Method	Run	Dilution Factor	Batch Number	Prepared or Analyzed	Analyst	Lab
Total/NA	Prep	3540C			342274	08/23/18 13:02	SLD	TAL CAN
Total/NA	Analysis	8082A		1	342535	08/26/18 18:41	LSH	TAL CAN

Client Sample ID: CPP-SB-1863-0.0-0.5 **Lab Sample ID: 240-100062-46**
Date Collected: 08/17/18 11:31 **Matrix: Solid**
Date Received: 08/18/18 09:45

Prep Type	Batch Type	Batch Method	Run	Dilution Factor	Batch Number	Prepared or Analyzed	Analyst	Lab
Total/NA	Analysis	Moisture		1	342098	08/22/18 16:04	BLW	TAL CAN

Client Sample ID: CPP-SB-1863-0.0-0.5 **Lab Sample ID: 240-100062-46**
Date Collected: 08/17/18 11:31 **Matrix: Solid**
Date Received: 08/18/18 09:45 **Percent Solids: 79.3**

Prep Type	Batch Type	Batch Method	Run	Dilution Factor	Batch Number	Prepared or Analyzed	Analyst	Lab
Total/NA	Prep	3540C			342274	08/23/18 13:02	SLD	TAL CAN
Total/NA	Analysis	8082A		1	342535	08/26/18 18:58	LSH	TAL CAN

Client Sample ID: CPP-SB-1863-0.5-1.0 **Lab Sample ID: 240-100062-47**
Date Collected: 08/17/18 11:32 **Matrix: Solid**
Date Received: 08/18/18 09:45

Prep Type	Batch Type	Batch Method	Run	Dilution Factor	Batch Number	Prepared or Analyzed	Analyst	Lab
Total/NA	Analysis	Moisture		1	342098	08/22/18 16:04	BLW	TAL CAN

Client Sample ID: CPP-SB-1863-0.5-1.0 **Lab Sample ID: 240-100062-47**
Date Collected: 08/17/18 11:32 **Matrix: Solid**
Date Received: 08/18/18 09:45 **Percent Solids: 84.9**

Prep Type	Batch Type	Batch Method	Run	Dilution Factor	Batch Number	Prepared or Analyzed	Analyst	Lab
Total/NA	Prep	3540C			342274	08/23/18 13:02	SLD	TAL CAN
Total/NA	Analysis	8082A		1	342535	08/26/18 19:16	LSH	TAL CAN

Client Sample ID: CPP-SB-1864-0.0-0.5 **Lab Sample ID: 240-100062-49**
Date Collected: 08/17/18 11:40 **Matrix: Solid**
Date Received: 08/18/18 09:45

Prep Type	Batch Type	Batch Method	Run	Dilution Factor	Batch Number	Prepared or Analyzed	Analyst	Lab
Total/NA	Analysis	Moisture		1	342098	08/22/18 16:04	BLW	TAL CAN

Client Sample ID: CPP-SB-1864-0.0-0.5 **Lab Sample ID: 240-100062-49**
Date Collected: 08/17/18 11:40 **Matrix: Solid**
Date Received: 08/18/18 09:45 **Percent Solids: 81.3**

Prep Type	Batch Type	Batch Method	Run	Dilution Factor	Batch Number	Prepared or Analyzed	Analyst	Lab
Total/NA	Prep	3540C			342274	08/23/18 13:02	SLD	TAL CAN
Total/NA	Analysis	8082A		1	342535	08/26/18 19:33	LSH	TAL CAN

Client Sample ID: CPP-SB-1864-0.5-1.0 **Lab Sample ID: 240-100062-50**
Date Collected: 08/17/18 11:41 **Matrix: Solid**
Date Received: 08/18/18 09:45

Prep Type	Batch Type	Batch Method	Run	Dilution Factor	Batch Number	Prepared or Analyzed	Analyst	Lab
Total/NA	Analysis	Moisture		1	342098	08/22/18 16:04	BLW	TAL CAN

Client Sample ID: CPP-SB-1864-0.5-1.0 **Lab Sample ID: 240-100062-50**
Date Collected: 08/17/18 11:41 **Matrix: Solid**
Date Received: 08/18/18 09:45 **Percent Solids: 81.5**

Prep Type	Batch Type	Batch Method	Run	Dilution Factor	Batch Number	Prepared or Analyzed	Analyst	Lab
Total/NA	Prep	3540C			342274	08/23/18 13:02	SLD	TAL CAN
Total/NA	Analysis	8082A		1	342535	08/26/18 19:51	LSH	TAL CAN

Client Sample ID: CPP-SB-1865-0.0-0.5 **Lab Sample ID: 240-100062-52**
Date Collected: 08/17/18 11:54 **Matrix: Solid**
Date Received: 08/18/18 09:45

Prep Type	Batch Type	Batch Method	Run	Dilution Factor	Batch Number	Prepared or Analyzed	Analyst	Lab
Total/NA	Analysis	Moisture		1	342098	08/22/18 16:15	BLW	TAL CAN

Client Sample ID: CPP-SB-1865-0.0-0.5 **Lab Sample ID: 240-100062-52**
Date Collected: 08/17/18 11:54 **Matrix: Solid**
Date Received: 08/18/18 09:45 **Percent Solids: 84.8**

Prep Type	Batch Type	Batch Method	Run	Dilution Factor	Batch Number	Prepared or Analyzed	Analyst	Lab
Total/NA	Prep	3540C			342274	08/23/18 13:02	SLD	TAL CAN
Total/NA	Analysis	8082A		1	342535	08/26/18 20:08	LSH	TAL CAN

Client Sample ID: CPP-SB-1865-0.5-1.0 **Lab Sample ID: 240-100062-53**
Date Collected: 08/17/18 11:55 **Matrix: Solid**
Date Received: 08/18/18 09:45

Prep Type	Batch Type	Batch Method	Run	Dilution Factor	Batch Number	Prepared or Analyzed	Analyst	Lab
Total/NA	Analysis	Moisture		1	342098	08/22/18 16:15	BLW	TAL CAN

Client Sample ID: CPP-SB-1865-0.5-1.0 **Lab Sample ID: 240-100062-53**
Date Collected: 08/17/18 11:55 **Matrix: Solid**
Date Received: 08/18/18 09:45 **Percent Solids: 89.9**

Prep Type	Batch Type	Batch Method	Run	Dilution Factor	Batch Number	Prepared or Analyzed	Analyst	Lab
Total/NA	Prep	3540C			342274	08/23/18 13:02	SLD	TAL CAN
Total/NA	Analysis	8082A		1	342535	08/26/18 20:26	LSH	TAL CAN

Client Sample ID: CPP-SB-1866-0.0-0.5 **Lab Sample ID: 240-100062-55**
Date Collected: 08/17/18 12:06 **Matrix: Solid**
Date Received: 08/18/18 09:45

Prep Type	Batch Type	Batch Method	Run	Dilution Factor	Batch Number	Prepared or Analyzed	Analyst	Lab
Total/NA	Analysis	Moisture		1	342098	08/22/18 16:15	BLW	TAL CAN

Client Sample ID: CPP-SB-1866-0.0-0.5 **Lab Sample ID: 240-100062-55**
Date Collected: 08/17/18 12:06 **Matrix: Solid**
Date Received: 08/18/18 09:45 **Percent Solids: 87.1**

Prep Type	Batch Type	Batch Method	Run	Dilution Factor	Batch Number	Prepared or Analyzed	Analyst	Lab
Total/NA	Prep	3540C			342274	08/23/18 13:02	SLD	TAL CAN
Total/NA	Analysis	8082A		1	342535	08/26/18 20:43	LSH	TAL CAN

Client Sample ID: CPP-SB-1866-0.5-1.0 **Lab Sample ID: 240-100062-56**
Date Collected: 08/17/18 12:07 **Matrix: Solid**
Date Received: 08/18/18 09:45

Prep Type	Batch Type	Batch Method	Run	Dilution Factor	Batch Number	Prepared or Analyzed	Analyst	Lab
Total/NA	Analysis	Moisture		1	342098	08/22/18 16:15	BLW	TAL CAN

Client Sample ID: CPP-SB-1866-0.5-1.0 **Lab Sample ID: 240-100062-56**
Date Collected: 08/17/18 12:07 **Matrix: Solid**
Date Received: 08/18/18 09:45 **Percent Solids: 92.1**

Prep Type	Batch Type	Batch Method	Run	Dilution Factor	Batch Number	Prepared or Analyzed	Analyst	Lab
Total/NA	Prep	3540C			342274	08/23/18 13:02	SLD	TAL CAN
Total/NA	Analysis	8082A		1	342535	08/26/18 21:01	LSH	TAL CAN

Client Sample ID: CPP-DUP-05-081718 **Lab Sample ID: 240-100062-58**
Date Collected: 08/17/18 00:00 **Matrix: Solid**
Date Received: 08/18/18 09:45

Prep Type	Batch Type	Batch Method	Run	Dilution Factor	Batch Number	Prepared or Analyzed	Analyst	Lab
Total/NA	Analysis	Moisture		1	342098	08/22/18 16:15	BLW	TAL CAN

Client Sample ID: CPP-DUP-05-081718 **Lab Sample ID: 240-100062-58**
Date Collected: 08/17/18 00:00 **Matrix: Solid**
Date Received: 08/18/18 09:45 **Percent Solids: 85.7**

Prep Type	Batch Type	Batch Method	Run	Dilution Factor	Batch Number	Prepared or Analyzed	Analyst	Lab
Total/NA	Prep	3540C			342274	08/23/18 13:02	SLD	TAL CAN
Total/NA	Analysis	8082A		1	342535	08/26/18 22:10	LSH	TAL CAN

Client Sample ID: CPP-DUP-06-081718 **Lab Sample ID: 240-100062-59**
Date Collected: 08/17/18 00:00 **Matrix: Solid**
Date Received: 08/18/18 09:45

Prep Type	Batch Type	Batch Method	Run	Dilution Factor	Batch Number	Prepared or Analyzed	Analyst	Lab
Total/NA	Analysis	Moisture		1	342098	08/22/18 16:15	BLW	TAL CAN

Client Sample ID: CPP-DUP-06-081718 **Lab Sample ID: 240-100062-59**
Date Collected: 08/17/18 00:00 **Matrix: Solid**
Date Received: 08/18/18 09:45 **Percent Solids: 82.4**

Prep Type	Batch Type	Batch Method	Run	Dilution Factor	Batch Number	Prepared or Analyzed	Analyst	Lab
Total/NA	Prep	3540C			342274	08/23/18 13:02	SLD	TAL CAN
Total/NA	Analysis	8082A		1	342535	08/26/18 22:28	LSH	TAL CAN

Client Sample ID: CPP-DUP-07-081718 **Lab Sample ID: 240-100062-60**
Date Collected: 08/17/18 00:00 **Matrix: Solid**
Date Received: 08/18/18 09:45

Prep Type	Batch Type	Batch Method	Run	Dilution Factor	Batch Number	Prepared or Analyzed	Analyst	Lab
Total/NA	Analysis	Moisture		1	342098	08/22/18 16:15	BLW	TAL CAN

Client Sample ID: CPP-DUP-07-081718 **Lab Sample ID: 240-100062-60**
Date Collected: 08/17/18 00:00 **Matrix: Solid**
Date Received: 08/18/18 09:45 **Percent Solids: 81.4**

Prep Type	Batch Type	Batch Method	Run	Dilution Factor	Batch Number	Prepared or Analyzed	Analyst	Lab
Total/NA	Prep	3540C			342274	08/23/18 13:02	SLD	TAL CAN
Total/NA	Analysis	8082A		1	342535	08/26/18 22:45	LSH	TAL CAN

Client Sample ID: CPP-DUP-08-081718 **Lab Sample ID: 240-100062-61**
Date Collected: 08/17/18 00:00 **Matrix: Solid**
Date Received: 08/18/18 09:45

Prep Type	Batch Type	Batch Method	Run	Dilution Factor	Batch Number	Prepared or Analyzed	Analyst	Lab
Total/NA	Analysis	Moisture		1	342098	08/22/18 16:15	BLW	TAL CAN

Client Sample ID: CPP-DUP-08-081718 **Lab Sample ID: 240-100062-61**
Date Collected: 08/17/18 00:00 **Matrix: Solid**
Date Received: 08/18/18 09:45 **Percent Solids: 90.5**

Prep Type	Batch Type	Batch Method	Run	Dilution Factor	Batch Number	Prepared or Analyzed	Analyst	Lab
Total/NA	Prep	3540C			342285	08/23/18 14:21	SLD	TAL CAN
Total/NA	Analysis	8082A		1	342446	08/24/18 21:42	CSC	TAL CAN

Laboratory References:
TAL CAN = TestAmerica Canton, 4101 Shuffel Street NW, North Canton, OH 44720, TEL (330)497-9396

Method Summary

Client: Tetra Tech, Inc. TestAmerica Job ID: 240-100062-1
Project/Site: MRC Chesapeake Park Plaza

Method	Method Description	Protocol	Laboratory
8082A	Polychlorinated Biphenyls (PCBs) by Gas Chromatography	SW846	TAL CAN
Moisture	Percent Moisture	EPA	TAL CAN
3540C	Soxhlet Extraction	SW846	TAL CAN

Protocol References:

EPA = US Environmental Protection Agency

SW846 = "Test Methods For Evaluating Solid Waste, Physical/Chemical Methods", Third Edition, November 1986 And Its Updates.

Laboratory References:

TAL CAN = TestAmerica Canton, 4101 Shuffel Street NW, North Canton, OH 44720, TEL (330)497-9396

Sample Summary

Client: Tetra Tech, Inc.
Project/Site: MRC Chesapeake Park Plaza

TestAmerica Job ID: 240-100062-1

Lab Sample ID	Client Sample ID	Matrix	Collected	Received
240-100062-1	CPP-SB-1848-0.0-0.5	Solid	08/17/18 08:26	08/18/18 09:45
240-100062-2	CPP-SB-1848-0.5-1.0	Solid	08/17/18 08:27	08/18/18 09:45
240-100062-4	CPP-SB-1849-0.0-0.5	Solid	08/17/18 08:44	08/18/18 09:45
240-100062-5	CPP-SB-1849-0.5-1.0	Solid	08/17/18 08:45	08/18/18 09:45
240-100062-7	CPP-SB-1850-0.0-0.5	Solid	08/17/18 08:58	08/18/18 09:45
240-100062-8	CPP-SB-1850-0.5-1.0	Solid	08/17/18 08:59	08/18/18 09:45
240-100062-10	CPP-SB-1851-0.0-0.5	Solid	08/17/18 09:10	08/18/18 09:45
240-100062-11	CPP-SB-1851-0.5-1.0	Solid	08/17/18 09:11	08/18/18 09:45
240-100062-13	CPP-SB-1852-0.0-0.5	Solid	08/17/18 09:23	08/18/18 09:45
240-100062-14	CPP-SB-1852-0.5-1.0	Solid	08/17/18 09:24	08/18/18 09:45
240-100062-16	CPP-SB-1853-0.0-0.5	Solid	08/17/18 09:33	08/18/18 09:45
240-100062-17	CPP-SB-1853-0.5-1.0	Solid	08/17/18 09:34	08/18/18 09:45
240-100062-19	CPP-SB-1854-0.0-0.5	Solid	08/17/18 09:44	08/18/18 09:45
240-100062-20	CPP-SB-1854-0.5-1.0	Solid	08/17/18 09:45	08/18/18 09:45
240-100062-22	CPP-SB-1855-0.0-0.5	Solid	08/17/18 09:53	08/18/18 09:45
240-100062-23	CPP-SB-1855-0.5-1.0	Solid	08/17/18 09:54	08/18/18 09:45
240-100062-25	CPP-SB-1856-0.0-0.5	Solid	08/17/18 10:04	08/18/18 09:45
240-100062-26	CPP-SB-1856-0.5-1.0	Solid	08/17/18 10:05	08/18/18 09:45
240-100062-28	CPP-SB-1857-0.0-0.5	Solid	08/17/18 10:17	08/18/18 09:45
240-100062-29	CPP-SB-1857-0.5-1.0	Solid	08/17/18 10:18	08/18/18 09:45
240-100062-31	CPP-SB-1858-0.0-0.5	Solid	08/17/18 10:31	08/18/18 09:45
240-100062-32	CPP-SB-1858-0.5-1.0	Solid	08/17/18 10:32	08/18/18 09:45
240-100062-34	CPP-SB-1859-0.0-0.5	Solid	08/17/18 10:41	08/18/18 09:45
240-100062-35	CPP-SB-1859-0.5-1.0	Solid	08/17/18 10:42	08/18/18 09:45
240-100062-37	CPP-SB-1860-0.0-0.5	Solid	08/17/18 10:50	08/18/18 09:45
240-100062-38	CPP-SB-1860-0.5-1.0	Solid	08/17/18 10:51	08/18/18 09:45
240-100062-40	CPP-SB-1861-0.0-0.5	Solid	08/17/18 11:04	08/18/18 09:45
240-100062-41	CPP-SB-1861-0.5-1.0	Solid	08/17/18 11:05	08/18/18 09:45
240-100062-43	CPP-SB-1862-0.0-0.5	Solid	08/17/18 11:16	08/18/18 09:45
240-100062-44	CPP-SB-1862-0.5-1.0	Solid	08/17/18 11:17	08/18/18 09:45
240-100062-46	CPP-SB-1863-0.0-0.5	Solid	08/17/18 11:31	08/18/18 09:45
240-100062-47	CPP-SB-1863-0.5-1.0	Solid	08/17/18 11:32	08/18/18 09:45
240-100062-49	CPP-SB-1864-0.0-0.5	Solid	08/17/18 11:40	08/18/18 09:45
240-100062-50	CPP-SB-1864-0.5-1.0	Solid	08/17/18 11:41	08/18/18 09:45
240-100062-52	CPP-SB-1865-0.0-0.5	Solid	08/17/18 11:54	08/18/18 09:45
240-100062-53	CPP-SB-1865-0.5-1.0	Solid	08/17/18 11:55	08/18/18 09:45
240-100062-55	CPP-SB-1866-0.0-0.5	Solid	08/17/18 12:06	08/18/18 09:45
240-100062-56	CPP-SB-1866-0.5-1.0	Solid	08/17/18 12:07	08/18/18 09:45
240-100062-58	CPP-DUP-05-081718	Solid	08/17/18 00:00	08/18/18 09:45
240-100062-59	CPP-DUP-06-081718	Solid	08/17/18 00:00	08/18/18 09:45
240-100062-60	CPP-DUP-07-081718	Solid	08/17/18 00:00	08/18/18 09:45
240-100062-61	CPP-DUP-08-081718	Solid	08/17/18 00:00	08/18/18 09:45

Method 8082A

Polychlorinated Biphenyls (PCBs) (GC) by Method 8082A

PCBS ANALYSIS RUN LOG

Lab Name: TestAmerica Canton Job No.: 240-100062-1

SDG No.:

Instrument ID: A2HP10 Start Date: 05/31/2018 18:06

Analysis Batch Number: 329392 End Date: 06/01/2018 06:10

LAB SAMPLE ID	CLIENT SAMPLE ID	DATE ANALYZED	DILUTION FACTOR	LAB FILE ID	COLUMN ID
STD005 240-329392/4 IC		05/31/2018 18:06	1	P10053104.D	CLP-1 (0.53mm) 0.53(mm)
STD005 240-329392/4 IC		05/31/2018 18:06	1	P10053104.D	CLP-2 (0.53mm) 0.53(mm)
STD01 240-329392/5 IC		05/31/2018 18:25	1	P10053105.D	CLP-1 (0.53mm) 0.53(mm)
STD01 240-329392/5 IC		05/31/2018 18:25	1	P10053105.D	CLP-2 (0.53mm) 0.53(mm)
STD02 240-329392/6 IC		05/31/2018 18:45	1	P10053106.D	CLP-1 (0.53mm) 0.53(mm)
STD02 240-329392/6 IC		05/31/2018 18:45	1	P10053106.D	CLP-2 (0.53mm) 0.53(mm)
STD05 240-329392/7 IC		05/31/2018 19:04	1	P10053107.D	CLP-1 (0.53mm) 0.53(mm)
STD05 240-329392/7 IC		05/31/2018 19:04	1	P10053107.D	CLP-2 (0.53mm) 0.53(mm)
STD1 240-329392/8 IC		05/31/2018 19:23	1	P10053108.D	CLP-1 (0.53mm) 0.53(mm)
STD1 240-329392/8 IC		05/31/2018 19:23	1	P10053108.D	CLP-2 (0.53mm) 0.53(mm)
STD15 240-329392/9 IC		05/31/2018 19:42	1	P10053109.D	CLP-1 (0.53mm) 0.53(mm)
STD15 240-329392/9 IC		05/31/2018 19:42	1	P10053109.D	CLP-2 (0.53mm) 0.53(mm)
STD005 240-329392/10 IC		05/31/2018 20:01	1	P10053110.D	CLP-1 (0.53mm) 0.53(mm)
STD005 240-329392/10 IC		05/31/2018 20:01	1	P10053110.D	CLP-2 (0.53mm) 0.53(mm)
STD01 240-329392/11 IC		05/31/2018 20:20	1	P10053111.D	CLP-1 (0.53mm) 0.53(mm)
STD01 240-329392/11 IC		05/31/2018 20:20	1	P10053111.D	CLP-2 (0.53mm) 0.53(mm)
STD02 240-329392/12 IC		05/31/2018 20:39	1	P10053112.D	CLP-1 (0.53mm) 0.53(mm)
STD02 240-329392/12 IC		05/31/2018 20:39	1	P10053112.D	CLP-2 (0.53mm) 0.53(mm)
STD05 240-329392/13 IC		05/31/2018 20:58	1	P10053113.D	CLP-1 (0.53mm) 0.53(mm)
STD05 240-329392/13 IC		05/31/2018 20:58	1	P10053113.D	CLP-2 (0.53mm) 0.53(mm)
STD1 240-329392/14 IC		05/31/2018 21:17	1	P10053114.D	CLP-1 (0.53mm) 0.53(mm)
STD1 240-329392/14 IC		05/31/2018 21:17	1	P10053114.D	CLP-2 (0.53mm) 0.53(mm)
STD15 240-329392/15 IC		05/31/2018 21:36	1	P10053115.D	CLP-1 (0.53mm) 0.53(mm)
STD15 240-329392/15 IC		05/31/2018 21:36	1	P10053115.D	CLP-2 (0.53mm) 0.53(mm)
STD005 240-329392/16 IC		05/31/2018 21:55	1	P10053116.D	CLP-1 (0.53mm) 0.53(mm)
STD005 240-329392/16 IC		05/31/2018 21:55	1	P10053116.D	CLP-2 (0.53mm) 0.53(mm)
STD01 240-329392/17 IC		05/31/2018 22:14	1	P10053117.D	CLP-1 (0.53mm) 0.53(mm)
STD01 240-329392/17 IC		05/31/2018 22:14	1	P10053117.D	CLP-2 (0.53mm) 0.53(mm)
STD02 240-329392/18 IC		05/31/2018 22:33	1	P10053118.D	CLP-1 (0.53mm) 0.53(mm)
STD02 240-329392/18 IC		05/31/2018 22:33	1	P10053118.D	CLP-2 (0.53mm) 0.53(mm)
STD05 240-329392/19 IC		05/31/2018 22:53	1	P10053119.D	CLP-1 (0.53mm) 0.53(mm)
STD05 240-329392/19 IC		05/31/2018 22:53	1	P10053119.D	CLP-2 (0.53mm) 0.53(mm)

PCBS ANALYSIS RUN LOG

Lab Name: TestAmerica Canton Job No.: 240-100062-1

SDG No.:

Instrument ID: A2HP10 Start Date: 05/31/2018 18:06

Analysis Batch Number: 329392 End Date: 06/01/2018 06:10

LAB SAMPLE ID	CLIENT SAMPLE ID	DATE ANALYZED	DILUTION FACTOR	LAB FILE ID	COLUMN ID
STD1 240-329392/20 IC		05/31/2018 23:12	1	P10053120.D	CLP-1 (0.53mm) 0.53(mm)
STD1 240-329392/20 IC		05/31/2018 23:12	1	P10053120.D	CLP-2 (0.53mm) 0.53(mm)
STD15 240-329392/21 IC		05/31/2018 23:31	1	P10053121.D	CLP-1 (0.53mm) 0.53(mm)
STD15 240-329392/21 IC		05/31/2018 23:31	1	P10053121.D	CLP-2 (0.53mm) 0.53(mm)
STD005 240-329392/22 IC		05/31/2018 23:50	1	P10053122.D	CLP-1 (0.53mm) 0.53(mm)
STD005 240-329392/22 IC		05/31/2018 23:50	1	P10053122.D	CLP-2 (0.53mm) 0.53(mm)
STD01 240-329392/23 IC		06/01/2018 00:09	1	P10053123.D	CLP-1 (0.53mm) 0.53(mm)
STD01 240-329392/23 IC		06/01/2018 00:09	1	P10053123.D	CLP-2 (0.53mm) 0.53(mm)
STD02 240-329392/24 IC		06/01/2018 00:28	1	P10053124.D	CLP-1 (0.53mm) 0.53(mm)
STD02 240-329392/24 IC		06/01/2018 00:28	1	P10053124.D	CLP-2 (0.53mm) 0.53(mm)
STD05 240-329392/25 IC		06/01/2018 00:47	1	P10053125.D	CLP-1 (0.53mm) 0.53(mm)
STD05 240-329392/25 IC		06/01/2018 00:47	1	P10053125.D	CLP-2 (0.53mm) 0.53(mm)
STD1 240-329392/26 IC		06/01/2018 01:06	1	P10053126.D	CLP-1 (0.53mm) 0.53(mm)
STD1 240-329392/26 IC		06/01/2018 01:06	1	P10053126.D	CLP-2 (0.53mm) 0.53(mm)
STD15 240-329392/27 IC		06/01/2018 01:25	1	P10053127.D	CLP-1 (0.53mm) 0.53(mm)
STD15 240-329392/27 IC		06/01/2018 01:25	1	P10053127.D	CLP-2 (0.53mm) 0.53(mm)
STD005 240-329392/28 IC		06/01/2018 01:44	1	P10053128.D	CLP-1 (0.53mm) 0.53(mm)
STD005 240-329392/28 IC		06/01/2018 01:44	1	P10053128.D	CLP-2 (0.53mm) 0.53(mm)
STD01 240-329392/29 IC		06/01/2018 02:03	1	P10053129.D	CLP-1 (0.53mm) 0.53(mm)
STD01 240-329392/29 IC		06/01/2018 02:03	1	P10053129.D	CLP-2 (0.53mm) 0.53(mm)
STD02 240-329392/30 IC		06/01/2018 02:22	1	P10053130.D	CLP-1 (0.53mm) 0.53(mm)
STD02 240-329392/30 IC		06/01/2018 02:22	1	P10053130.D	CLP-2 (0.53mm) 0.53(mm)
STD05 240-329392/31 ICIS		06/01/2018 02:41	1	P10053131.D	CLP-1 (0.53mm) 0.53(mm)
STD05 240-329392/31 ICIS		06/01/2018 02:41	1	P10053131.D	CLP-2 (0.53mm) 0.53(mm)
STD1 240-329392/32 IC		06/01/2018 03:00	1	P10053132.D	CLP-1 (0.53mm) 0.53(mm)
STD1 240-329392/32 IC		06/01/2018 03:00	1	P10053132.D	CLP-2 (0.53mm) 0.53(mm)
STD15 240-329392/33 IC		06/01/2018 03:19	1	P10053133.D	CLP-1 (0.53mm) 0.53(mm)
STD15 240-329392/33 IC		06/01/2018 03:19	1	P10053133.D	CLP-2 (0.53mm) 0.53(mm)
ICV 240-329392/35		06/01/2018 03:57	1	P10053135.D	CLP-1 (0.53mm) 0.53(mm)
ICV 240-329392/35		06/01/2018 03:57	1	P10053135.D	CLP-2 (0.53mm) 0.53(mm)
ICV 240-329392/36		06/01/2018 04:16	1	P10053136.D	CLP-1 (0.53mm) 0.53(mm)
ICV 240-329392/36		06/01/2018 04:16	1	P10053136.D	CLP-2 (0.53mm) 0.53(mm)
ICV 240-329392/37		06/01/2018 04:35	1	P10053137.D	CLP-1 (0.53mm) 0.53(mm)

8082A

FORM VI
PCBS BY INTERNAL STANDARD - INITIAL CALIBRATION DATA
CURVE EVALUATION

Lab Name: TestAmerica Canton Job No.: 240-100062-1 Analy Batch No.: 329392

SDG No.:

Instrument ID: A2HP10 GC Column: CLP-1 (0.53 ID: 0.53(mm) Heated Purge: (Y/N) N

Calibration Start Date: 05/31/2018 18:06 Calibration End Date: 05/31/2018 19:42 Calibration ID: 45407

Calibration Files:

LEVEL:	LAB SAMPLE ID:	LAB FILE ID:
Level 1	STD005 240-329392/4	P10053104.D
Level 2	STD01 240-329392/5	P10053105.D
Level 3	STD02 240-329392/6	P10053106.D
Level 4	STD05 240-329392/7	P10053107.D
Level 5	STD1 240-329392/8	P10053108.D
Level 6	STD15 240-329392/9	P10053109.D

ANALYTE	RRF					CURVE TYPE	COEFFICIENT			#	MIN RRF	%RSD	#	MAX %RSD	R^2 OR COD	#	MIN R^2 OR COD
	LVL 1 LVL 6	LVL 2	LVL 3	LVL 4	LVL 5		B	M1	M2								
PCB-1232 Peak 1	0.0225 0.0161	0.0216	0.0197	0.0188	0.0173	Ave		0.0193				12.7		20.0			
PCB-1232 Peak 2	0.0166 0.0120	0.0163	0.0146	0.0142	0.0132	Ave		0.0145				12.2		20.0			
PCB-1232 Peak 3	0.0336 0.0291	0.0346	0.0324	0.0325	0.0315	Ave		0.0323				5.9		20.0			
PCB-1232 Peak 4	0.0142 0.0120	0.0153	0.0142	0.0141	0.0136	Ave		0.0139				7.8		20.0			
PCB-1232 Peak 5	0.0136 0.0111	0.0141	0.0135	0.0128	0.0125	Ave		0.0130				8.2		20.0			
PCB-1262 Peak 1	0.0654 0.0439	0.0521	0.0498	0.0494	0.0493	Ave		0.0516				14.0		20.0			
PCB-1262 Peak 2	0.0693 0.0568	0.0666	0.0627	0.0644	0.0642	Ave		0.0640				6.6		20.0			
PCB-1262 Peak 3	0.0569 0.0471	0.0565	0.0554	0.0533	0.0531	Ave		0.0537				6.7		20.0			
PCB-1262 Peak 4	0.1404 0.1156	0.1384	0.1232	0.1280	0.1278	Ave		0.1289				7.2		20.0			
PCB-1262 Peak 5	0.0553 0.0441	0.0529	0.0501	0.0498	0.0491	Ave		0.0502				7.5		20.0			

Note: The M1 coefficient is the same as Ave RRF for an Ave curve type.

FORM VI
PCBS BY INTERNAL STANDARD - INITIAL CALIBRATION DATA
CURVE EVALUATION

Lab Name: TestAmerica Canton Job No.: 240-100062-1 Analy Batch No.: 329392

SDG No.:

Instrument ID: A2HP10 GC Column: CLP-2 (0.53 ID: 0.53(mm) Heated Purge: (Y/N) N

Calibration Start Date: 05/31/2018 18:06 Calibration End Date: 05/31/2018 19:42 Calibration ID: 45408

Calibration Files:

LEVEL:	LAB SAMPLE ID:	LAB FILE ID:
Level 1	STD005 240-329392/4	P10053104.D
Level 2	STD01 240-329392/5	P10053105.D
Level 3	STD02 240-329392/6	P10053106.D
Level 4	STD05 240-329392/7	P10053107.D
Level 5	STD1 240-329392/8	P10053108.D
Level 6	STD15 240-329392/9	P10053109.D

ANALYTE	RRF					CURVE TYPE	COEFFICIENT			#	MIN RRF	%RSD	#	MAX %RSD	R^2 OR COD	#	MIN R^2 OR COD
	LVL 1 LVL 6	LVL 2	LVL 3	LVL 4	LVL 5		B	M1	M2								
PCB-1232 Peak 1	0.0259 0.0171	0.0241	0.0214	0.0209	0.0191	Ave		0.0214				14.9		20.0			
PCB-1232 Peak 2	0.0208 0.0141	0.0191	0.0175	0.0171	0.0160	Ave		0.0174				13.3		20.0			
PCB-1232 Peak 3	0.0400 0.0306	0.0376	0.0357	0.0361	0.0345	Ave		0.0358				8.8		20.0			
PCB-1232 Peak 4	0.0182 0.0131	0.0170	0.0157	0.0153	0.0150	Ave		0.0157				11.1		20.0			
PCB-1232 Peak 5	0.0140 0.0092	0.0127	0.0114	0.0109	0.0105	Ave		0.0114				14.9		20.0			
PCB-1262 Peak 1	0.0498 0.0374	0.0463	0.0438	0.0442	0.0424	Ave		0.0440				9.4		20.0			
PCB-1262 Peak 2	0.0725 0.0570	0.0679	0.0645	0.0662	0.0648	Ave		0.0655				7.7		20.0			
PCB-1262 Peak 3	0.0652 0.0515	0.0632	0.0585	0.0600	0.0589	Ave		0.0596				7.9		20.0			
PCB-1262 Peak 4	0.1358 0.1130	0.1344	0.1217	0.1275	0.1271	Ave		0.1266				6.7		20.0			
PCB-1262 Peak 5	0.0989 0.0805	0.0980	0.0896	0.0918	0.0904	Ave		0.0915				7.3		20.0			

Note: The M1 coefficient is the same as Ave RRF for an Ave curve type.

FORM VI
PCBS BY INTERNAL STANDARD - INITIAL CALIBRATION DATA
CURVE EVALUATION

Lab Name: TestAmerica Canton Job No.: 240-100062-1 Analy Batch No.: 329392

SDG No.:

Instrument ID: A2HP10 GC Column: CLP-1 (0.53 ID: 0.53(mm) Heated Purge: (Y/N) N

Calibration Start Date: 05/31/2018 20:01 Calibration End Date: 05/31/2018 21:36 Calibration ID: 45415

Calibration Files:

LEVEL:	LAB SAMPLE ID:	LAB FILE ID:
Level 1	STD005 240-329392/10	P10053110.D
Level 2	STD01 240-329392/11	P10053111.D
Level 3	STD02 240-329392/12	P10053112.D
Level 4	STD05 240-329392/13	P10053113.D
Level 5	STD1 240-329392/14	P10053114.D
Level 6	STD15 240-329392/15	P10053115.D

ANALYTE	RRF					CURVE TYPE	COEFFICIENT			#	MIN RRF	%RSD	#	MAX %RSD	R^2 OR COD	#	MIN R^2 OR COD
	LVL 1 LVL 6	LVL 2	LVL 3	LVL 4	LVL 5		B	M1	M2								
PCB-1242 Peak 1	0.0167 0.0116	0.0148	0.0140	0.0128	0.0119	Ave		0.0136				14.3		20.0			
PCB-1242 Peak 2	0.0300 0.0209	0.0270	0.0250	0.0244	0.0222	Ave		0.0249				13.3		20.0			
PCB-1242 Peak 3	0.0634 0.0534	0.0589	0.0571	0.0573	0.0556	Ave		0.0576				5.9		20.0			
PCB-1242 Peak 4	0.0278 0.0226	0.0261	0.0249	0.0249	0.0241	Ave		0.0250				7.1		20.0			
PCB-1242 Peak 5	0.0295 0.0232	0.0277	0.0257	0.0252	0.0251	Ave		0.0261				8.5		20.0			
PCB-1268 Peak 1	0.1540 0.1391	0.1454	0.1421	0.1465	0.1439	Ave		0.1452				3.5		20.0			
PCB-1268 Peak 2	0.1580 0.1362	0.1475	0.1407	0.1470	0.1463	Ave		0.1460				5.0		20.0			
PCB-1268 Peak 3	0.1344 0.1165	0.1242	0.1207	0.1258	0.1254	Ave		0.1245				4.8		20.0			
PCB-1268 Peak 4	0.0587 0.0496	0.0546	0.0517	0.0522	0.0508	Ave		0.0529				6.2		20.0			
PCB-1268 Peak 5	0.4146 0.3724	0.3939	0.3857	0.4020	0.3954	Ave		0.3940				3.6		20.0			

Note: The M1 coefficient is the same as Ave RRF for an Ave curve type.

FORM VI
PCBS BY INTERNAL STANDARD - INITIAL CALIBRATION DATA
CURVE EVALUATION

Lab Name: TestAmerica Canton Job No.: 240-100062-1 Analy Batch No.: 329392

SDG No.:

Instrument ID: A2HP10 GC Column: CLP-2 (0.53 ID: 0.53(mm) Heated Purge: (Y/N) N

Calibration Start Date: 05/31/2018 20:01 Calibration End Date: 05/31/2018 21:36 Calibration ID: 45416

Calibration Files:

LEVEL:	LAB SAMPLE ID:	LAB FILE ID:
Level 1	STD005 240-329392/10	P10053110.D
Level 2	STD01 240-329392/11	P10053111.D
Level 3	STD02 240-329392/12	P10053112.D
Level 4	STD05 240-329392/13	P10053113.D
Level 5	STD1 240-329392/14	P10053114.D
Level 6	STD15 240-329392/15	P10053115.D

ANALYTE	RRF					CURVE TYPE	COEFFICIENT			#	MIN RRF	%RSD	#	MAX %RSD	R^2 OR COD	#	MIN R^2 OR COD
	LVL 1 LVL 6	LVL 2	LVL 3	LVL 4	LVL 5		B	M1	M2								
PCB-1242 Peak 1	0.0179 0.0124	0.0162	0.0147	0.0146	0.0135	Ave		0.0149				13.1		20.0			
PCB-1242 Peak 2	0.0348 0.0239	0.0315	0.0294	0.0291	0.0259	Ave		0.0291				13.4		20.0			
PCB-1242 Peak 3	0.0734 0.0560	0.0651	0.0632	0.0641	0.0617	Ave		0.0639				8.9		20.0			
PCB-1242 Peak 4	0.0354 0.0232	0.0299	0.0275	0.0280	0.0265	Ave		0.0284				14.3		20.0			
PCB-1242 Peak 5	0.0177 0.0128	0.0168	0.0147	0.0155	0.0144	Ave		0.0153				11.5		20.0			
PCB-1268 Peak 1	0.1667 0.1389	0.1528	0.1432	0.1519	0.1514	Ave		0.1508				6.3		20.0			
PCB-1268 Peak 2	0.1670 0.1385	0.1546	0.1449	0.1534	0.1517	Ave		0.1517				6.4		20.0			
PCB-1268 Peak 3	0.1403 0.1175	0.1297	0.1218	0.1305	0.1295	Ave		0.1282				6.2		20.0			
PCB-1268 Peak 4	0.0601 0.0486	0.0575	0.0534	0.0552	0.0530	Ave		0.0547				7.3		20.0			
PCB-1268 Peak 5	0.4093 0.3783	0.3933	0.3743	0.4023	0.3975	Ave		0.3925				3.5		20.0			

Note: The M1 coefficient is the same as Ave RRF for an Ave curve type.

FORM VI
PCBS BY INTERNAL STANDARD - INITIAL CALIBRATION DATA
CURVE EVALUATION

Lab Name: TestAmerica Canton Job No.: 240-100062-1 Analy Batch No.: 329392

SDG No.:

Instrument ID: A2HP10 GC Column: CLP-1 (0.53 ID: 0.53(mm) Heated Purge: (Y/N) N

Calibration Start Date: 05/31/2018 21:55 Calibration End Date: 05/31/2018 23:31 Calibration ID: 45423

Calibration Files:

LEVEL:	LAB SAMPLE ID:	LAB FILE ID:
Level 1	STD005 240-329392/16	P10053116.D
Level 2	STD01 240-329392/17	P10053117.D
Level 3	STD02 240-329392/18	P10053118.D
Level 4	STD05 240-329392/19	P10053119.D
Level 5	STD1 240-329392/20	P10053120.D
Level 6	STD15 240-329392/21	P10053121.D

ANALYTE	RRF					CURVE TYPE	COEFFICIENT			#	MIN RRF	%RSD	#	MAX %RSD	R^2 OR COD	#	MIN R^2 OR COD
	LVL 1 LVL 6	LVL 2	LVL 3	LVL 4	LVL 5		B	M1	M2								
PCB-1248 Peak 1	0.0147 0.0120	0.0146	0.0134	0.0129	0.0119	Ave		0.0132				9.3		20.0			
PCB-1248 Peak 2	0.0395 0.0359	0.0385	0.0360	0.0357	0.0346	Ave		0.0367				5.1		20.0			
PCB-1248 Peak 3	0.0428 0.0366	0.0420	0.0371	0.0369	0.0345	Ave		0.0383				8.6		20.0			
PCB-1248 Peak 4	0.0313 0.0288	0.0318	0.0286	0.0284	0.0269	Ave		0.0293				6.4		20.0			
PCB-1248 Peak 5	0.0205 0.0191	0.0210	0.0182	0.0190	0.0171	Ave		0.0192				7.4		20.0			

Note: The M1 coefficient is the same as Ave RRF for an Ave curve type.

FORM VI
PCBS BY INTERNAL STANDARD - INITIAL CALIBRATION DATA
CURVE EVALUATION

Lab Name: TestAmerica Canton Job No.: 240-100062-1 Analy Batch No.: 329392

SDG No.:

Instrument ID: A2HP10 GC Column: CLP-2 (0.53 ID: 0.53(mm) Heated Purge: (Y/N) N

Calibration Start Date: 05/31/2018 21:55 Calibration End Date: 05/31/2018 23:31 Calibration ID: 45424

Calibration Files:

LEVEL:	LAB SAMPLE ID:	LAB FILE ID:
Level 1	STD005 240-329392/16	P10053116.D
Level 2	STD01 240-329392/17	P10053117.D
Level 3	STD02 240-329392/18	P10053118.D
Level 4	STD05 240-329392/19	P10053119.D
Level 5	STD1 240-329392/20	P10053120.D
Level 6	STD15 240-329392/21	P10053121.D

ANALYTE	RRF					CURVE TYPE	COEFFICIENT			#	MIN RRF	%RSD	#	MAX %RSD	R^2 OR COD	#	MIN R^2 OR COD
	LVL 1 LVL 6	LVL 2	LVL 3	LVL 4	LVL 5		B	M1	M2								
PCB-1248 Peak 1	0.0207 0.0145	0.0195	0.0164	0.0150	0.0142	Ave		0.0167				16.4		20.0			
PCB-1248 Peak 2	0.0450 0.0385	0.0453	0.0409	0.0381	0.0370	Ave		0.0408				8.8		20.0			
PCB-1248 Peak 3	0.0395 0.0336	0.0372	0.0352	0.0340	0.0323	Ave		0.0353				7.4		20.0			
PCB-1248 Peak 4	0.0428 0.0381	0.0414	0.0400	0.0387	0.0367	Ave		0.0396				5.7		20.0			
PCB-1248 Peak 5	0.0236 0.0206	0.0234	0.0208	0.0212	0.0197	Ave		0.0216				7.4		20.0			

Note: The M1 coefficient is the same as Ave RRF for an Ave curve type.

FORM VI
PCBS BY INTERNAL STANDARD - INITIAL CALIBRATION DATA
CURVE EVALUATION

Lab Name: TestAmerica Canton Job No.: 240-100062-1 Analy Batch No.: 329392

SDG No.:

Instrument ID: A2HP10 GC Column: CLP-1 (0.53 ID: 0.53(mm) Heated Purge: (Y/N) N

Calibration Start Date: 05/31/2018 23:50 Calibration End Date: 06/01/2018 01:25 Calibration ID: 45431

Calibration Files:

LEVEL:	LAB SAMPLE ID:	LAB FILE ID:
Level 1	STD005 240-329392/22	P10053122.D
Level 2	STD01 240-329392/23	P10053123.D
Level 3	STD02 240-329392/24	P10053124.D
Level 4	STD05 240-329392/25	P10053125.D
Level 5	STD1 240-329392/26	P10053126.D
Level 6	STD15 240-329392/27	P10053127.D

ANALYTE	RRF					CURVE TYPE	COEFFICIENT			#	MIN RRF	%RSD	#	MAX %RSD	R^2 OR COD	#	MIN R^2 OR COD
	LVL 1 LVL 6	LVL 2	LVL 3	LVL 4	LVL 5		B	M1	M2								
PCB-1221 Peak 1	0.0100 0.0077	0.0093	0.0088	0.0087	0.0080	Ave		0.0087				9.5		20.0			
PCB-1221 Peak 2	0.0068 0.0049	0.0063	0.0056	0.0056	0.0052	Ave		0.0057				12.3		20.0			
PCB-1221 Peak 3	0.0256 0.0183	0.0233	0.0207	0.0191	0.0189	Ave		0.0210				13.7		20.0			
PCB-1254 Peak 1	0.0453 0.0371	0.0435	0.0402	0.0401	0.0385	Ave		0.0408				7.6		20.0			
PCB-1254 Peak 2	0.0586 0.0540	0.0594	0.0563	0.0574	0.0552	Ave		0.0568				3.6		20.0			
PCB-1254 Peak 3	0.0433 0.0407	0.0490	0.0460	0.0429	0.0412	Ave		0.0439				7.2		20.0			
PCB-1254 Peak 4	0.0422 0.0347	0.0406	0.0376	0.0376	0.0356	Ave		0.0381				7.6		20.0			
PCB-1254 Peak 5	0.0606 0.0554	0.0608	0.0565	0.0579	0.0561	Ave		0.0579				4.0		20.0			

Note: The M1 coefficient is the same as Ave RRF for an Ave curve type.

FORM VI
PCBS BY INTERNAL STANDARD - INITIAL CALIBRATION DATA
CURVE EVALUATION

Lab Name: TestAmerica Canton Job No.: 240-100062-1 Analy Batch No.: 329392

SDG No.:

Instrument ID: A2HP10 GC Column: CLP-2 (0.53 ID: 0.53(mm) Heated Purge: (Y/N) N

Calibration Start Date: 05/31/2018 23:50 Calibration End Date: 06/01/2018 01:25 Calibration ID: 45432

Calibration Files:

LEVEL:	LAB SAMPLE ID:	LAB FILE ID:
Level 1	STD005 240-329392/22	P10053122.D
Level 2	STD01 240-329392/23	P10053123.D
Level 3	STD02 240-329392/24	P10053124.D
Level 4	STD05 240-329392/25	P10053125.D
Level 5	STD1 240-329392/26	P10053126.D
Level 6	STD15 240-329392/27	P10053127.D

ANALYTE	RRF					CURVE TYPE	COEFFICIENT			#	MIN RRF	%RSD	#	MAX %RSD	R^2 OR COD	#	MIN R^2 OR COD
	LVL 1 LVL 6	LVL 2	LVL 3	LVL 4	LVL 5		B	M1	M2								
PCB-1221 Peak 1	0.0123 0.0083	0.0118	0.0099	0.0093	0.0087	Ave		0.0100				16.4		20.0			
PCB-1221 Peak 2	0.0083 0.0055	0.0077	0.0066	0.0061	0.0058	Ave		0.0067				16.8		20.0			
PCB-1221 Peak 3	0.0281 0.0194	0.0263	0.0234	0.0224	0.0206	Ave		0.0234				14.2		20.0			
PCB-1254 Peak 1	0.0426 0.0312	0.0396	0.0364	0.0351	0.0329	Ave		0.0363				11.7		20.0			
PCB-1254 Peak 2	0.0489 0.0366	0.0442	0.0411	0.0395	0.0376	Ave		0.0413				11.1		20.0			
PCB-1254 Peak 3	0.0727 0.0583	0.0680	0.0643	0.0623	0.0592	Ave		0.0641				8.5		20.0			
PCB-1254 Peak 4	0.0493 0.0408	0.0448	0.0441	0.0427	0.0415	Ave		0.0439				7.0		20.0			
PCB-1254 Peak 5	0.0674 0.0563	0.0633	0.0601	0.0591	0.0573	Ave		0.0606				6.8		20.0			

Note: The M1 coefficient is the same as Ave RRF for an Ave curve type.

FORM VI
PCBS BY INTERNAL STANDARD - INITIAL CALIBRATION DATA
CURVE EVALUATION

Lab Name: TestAmerica Canton Job No.: 240-100062-1 Analy Batch No.: 329392

SDG No.:

Instrument ID: A2HP10 GC Column: CLP-1 (0.53 ID: 0.53(mm) Heated Purge: (Y/N) N

Calibration Start Date: 06/01/2018 01:44 Calibration End Date: 06/01/2018 03:19 Calibration ID: 45439

Calibration Files:

LEVEL:	LAB SAMPLE ID:	LAB FILE ID:
Level 1	STD005 240-329392/28	P10053128.D
Level 2	STD01 240-329392/29	P10053129.D
Level 3	STD02 240-329392/30	P10053130.D
Level 4	STD05 240-329392/31	P10053131.D
Level 5	STD1 240-329392/32	P10053132.D
Level 6	STD15 240-329392/33	P10053133.D

ANALYTE	RRF					CURVE TYPE	COEFFICIENT			#	MIN RRF	%RSD	#	MAX %RSD	R^2 OR COD	#	MIN R^2 OR COD
	LVL 1 LVL 6	LVL 2	LVL 3	LVL 4	LVL 5		B	M1	M2								
PCB-1016 Peak 1	0.0202 0.0143	0.0183	0.0165	0.0154	0.0148	Ave		0.0166				13.8		20.0			
PCB-1016 Peak 2	0.0353 0.0262	0.0325	0.0309	0.0291	0.0276	Ave		0.0303				11.1		20.0			
PCB-1016 Peak 3	0.0781 0.0671	0.0722	0.0701	0.0696	0.0685	Ave		0.0709				5.5		20.0			
PCB-1016 Peak 4	0.0356 0.0282	0.0318	0.0303	0.0290	0.0282	Ave		0.0305				9.4		20.0			
PCB-1016 Peak 5	0.0175 0.0129	0.0149	0.0137	0.0129	0.0124	Ave		0.0141				13.4		20.0			
PCB-1260 Peak 1	0.0486 0.0393	0.0439	0.0414	0.0402	0.0397	Ave		0.0422				8.4		20.0			
PCB-1260 Peak 2	0.0889 0.0708	0.0800	0.0753	0.0744	0.0707	Ave		0.0767				9.0		20.0			
PCB-1260 Peak 3	0.0796 0.0676	0.0738	0.0704	0.0698	0.0681	Ave		0.0716				6.3		20.0			
PCB-1260 Peak 4	0.1225 0.1034	0.1105	0.1060	0.1034	0.1037	Ave		0.1082				6.9		20.0			
PCB-1260 Peak 5	0.0553 0.0501	0.0513	0.0491	0.0511	0.0480	Ave		0.0508				5.0		20.0			
Tetrachloro-m-xylene	1.1895 0.8929	1.0894	1.0047	0.9806	0.9356	Ave		1.0154				10.6		20.0			
DCB Decachlorobiphenyl	1.1479 0.9305	1.0703	0.9874	0.9785	0.9503	Ave		1.0108				8.2		20.0			

Note: The M1 coefficient is the same as Ave RRF for an Ave curve type.

FORM VI
PCBS BY INTERNAL STANDARD - INITIAL CALIBRATION DATA
CURVE EVALUATION

Lab Name: TestAmerica Canton Job No.: 240-100062-1 Analy Batch No.: 329392

SDG No.:

Instrument ID: A2HP10 GC Column: CLP-2 (0.53 ID: 0.53(mm) Heated Purge: (Y/N) N

Calibration Start Date: 06/01/2018 01:44 Calibration End Date: 06/01/2018 03:19 Calibration ID: 45440

Calibration Files:

LEVEL:	LAB SAMPLE ID:	LAB FILE ID:
Level 1	STD005 240-329392/28	P10053128.D
Level 2	STD01 240-329392/29	P10053129.D
Level 3	STD02 240-329392/30	P10053130.D
Level 4	STD05 240-329392/31	P10053131.D
Level 5	STD1 240-329392/32	P10053132.D
Level 6	STD15 240-329392/33	P10053133.D

ANALYTE	RRF					CURVE TYPE	COEFFICIENT			#	MIN RRF	%RSD	#	MAX %RSD	R^2 OR COD	#	MIN R^2 OR COD
	LVL 1 LVL 6	LVL 2	LVL 3	LVL 4	LVL 5		B	M1	M2								
PCB-1016 Peak 1	0.0210 0.0145	0.0191	0.0172	0.0164	0.0151	Ave		0.0172				14.4		20.0			
PCB-1016 Peak 2	0.0426 0.0326	0.0383	0.0354	0.0326	0.0311	Ave		0.0354				12.2		20.0			
PCB-1016 Peak 3	0.0832 0.0722	0.0833	0.0774	0.0728	0.0731	Ave		0.0770				6.7		20.0			
PCB-1016 Peak 4	0.0363 0.0297	0.0371	0.0336	0.0308	0.0300	Ave		0.0329				9.8		20.0			
PCB-1016 Peak 5	0.0158 0.0122	0.0159	0.0141	0.0124	0.0120	Ave		0.0137				13.1		20.0			
PCB-1260 Peak 1	0.0552 0.0429	0.0494	0.0459	0.0433	0.0430	Ave		0.0466				10.5		20.0			
PCB-1260 Peak 2	0.0622 0.0500	0.0587	0.0538	0.0510	0.0509	Ave		0.0544				9.1		20.0			
PCB-1260 Peak 3	0.0511 0.0408	0.0466	0.0424	0.0427	0.0405	Ave		0.0440				9.4		20.0			
PCB-1260 Peak 4	0.1247 0.1070	0.1184	0.1070	0.1053	0.1069	Ave		0.1115				7.2		20.0			
PCB-1260 Peak 5	0.0843 0.0738	0.0820	0.0763	0.0729	0.0737	Ave		0.0772				6.3		20.0			
Tetrachloro-m-xylene	1.0476 0.9400	1.0452	0.9901	0.9615	0.9566	Ave		0.9902				4.7		20.0			
DCB Decachlorobiphenyl	1.2089 0.9590	1.1483	1.0292	0.9649	0.9713	Ave		1.0469				10.2		20.0			

Note: The M1 coefficient is the same as Ave RRF for an Ave curve type.

PCBS ANALYSIS RUN LOG

Lab Name: TestAmerica Canton Job No.: 240-100062-1

SDG No.:

Instrument ID: A2HP10 Start Date: 08/23/2018 05:09

Analysis Batch Number: 342123 End Date: 08/23/2018 15:03

LAB SAMPLE ID	CLIENT SAMPLE ID	DATE ANALYZED	DILUTION FACTOR	LAB FILE ID	COLUMN ID
CCV 240-342123/3 CCVIS		08/23/2018 05:09	1		CLP-1 (0.53mm) 0.53(mm)
CCV 240-342123/3 CCVIS		08/23/2018 05:09	1	P10082303.D	CLP-2 (0.53mm) 0.53(mm)
CCV 240-342123/4		08/23/2018 05:28	1		CLP-1 (0.53mm) 0.53(mm)
CCV 240-342123/4		08/23/2018 05:28	1	P10082304.D	CLP-2 (0.53mm) 0.53(mm)
CCV 240-342123/5		08/23/2018 05:47	1		CLP-1 (0.53mm) 0.53(mm)
CCV 240-342123/5		08/23/2018 05:47	1	P10082305.D	CLP-2 (0.53mm) 0.53(mm)
CCV 240-342123/6		08/23/2018 06:06	1		CLP-1 (0.53mm) 0.53(mm)
CCV 240-342123/6		08/23/2018 06:06	1	P10082306.D	CLP-2 (0.53mm) 0.53(mm)
CCV 240-342123/7		08/23/2018 06:25	1		CLP-1 (0.53mm) 0.53(mm)
CCV 240-342123/7		08/23/2018 06:25	1	P10082307.D	CLP-2 (0.53mm) 0.53(mm)
MB 240-341850/22-A		08/23/2018 07:03	1	P10082309.D	CLP-1 (0.53mm) 0.53(mm)
MB 240-341850/22-A		08/23/2018 07:03	1	P10082309.D	CLP-2 (0.53mm) 0.53(mm)
LCS 240-341850/23-A		08/23/2018 07:22	1	P10082310.D	CLP-1 (0.53mm) 0.53(mm)
LCS 240-341850/23-A		08/23/2018 07:22	1	P10082310.D	CLP-2 (0.53mm) 0.53(mm)
ZZZZZ		08/23/2018 07:41	1		CLP-1 (0.53mm) 0.53(mm)
ZZZZZ		08/23/2018 07:41	1		CLP-2 (0.53mm) 0.53(mm)
ZZZZZ		08/23/2018 08:00	1		CLP-1 (0.53mm) 0.53(mm)
ZZZZZ		08/23/2018 08:00	1		CLP-2 (0.53mm) 0.53(mm)
ZZZZZ		08/23/2018 08:18	5		CLP-1 (0.53mm) 0.53(mm)
ZZZZZ		08/23/2018 08:18	5		CLP-2 (0.53mm) 0.53(mm)
ZZZZZ		08/23/2018 08:37	1		CLP-1 (0.53mm) 0.53(mm)
ZZZZZ		08/23/2018 08:37	1		CLP-2 (0.53mm) 0.53(mm)
ZZZZZ		08/23/2018 08:56	1		CLP-1 (0.53mm) 0.53(mm)
ZZZZZ		08/23/2018 08:56	1		CLP-2 (0.53mm) 0.53(mm)
240-100062-1		08/23/2018 09:15	1	P10082316.D	CLP-1 (0.53mm) 0.53(mm)
240-100062-1		08/23/2018 09:15	1	P10082316.D	CLP-2 (0.53mm) 0.53(mm)
ZZZZZ		08/23/2018 09:34	1		CLP-1 (0.53mm) 0.53(mm)
ZZZZZ		08/23/2018 09:34	1		CLP-2 (0.53mm) 0.53(mm)
240-100062-4		08/23/2018 10:12	1	P10082319.D	CLP-1 (0.53mm) 0.53(mm)
240-100062-4		08/23/2018 10:12	1	P10082319.D	CLP-2 (0.53mm) 0.53(mm)
240-100062-5		08/23/2018 10:32	1	P10082320.D	CLP-1 (0.53mm) 0.53(mm)
240-100062-5		08/23/2018 10:32	1	P10082320.D	CLP-2 (0.53mm) 0.53(mm)
240-100062-7		08/23/2018 10:51	1	P10082321.D	CLP-1 (0.53mm) 0.53(mm)
240-100062-7		08/23/2018 10:51	1	P10082321.D	CLP-2 (0.53mm) 0.53(mm)
240-100062-8		08/23/2018 11:11	1	P10082322.D	CLP-1 (0.53mm) 0.53(mm)
240-100062-8		08/23/2018 11:11	1	P10082322.D	CLP-2 (0.53mm) 0.53(mm)
240-100062-10		08/23/2018 11:30	1	P10082323.D	CLP-1 (0.53mm) 0.53(mm)
240-100062-10		08/23/2018 11:30	1	P10082323.D	CLP-2 (0.53mm) 0.53(mm)
240-100062-11		08/23/2018 11:49	1	P10082324.D	CLP-1 (0.53mm) 0.53(mm)
240-100062-11		08/23/2018 11:49	1	P10082324.D	CLP-2 (0.53mm) 0.53(mm)
240-100062-13		08/23/2018 12:08	1	P10082325.D	CLP-1 (0.53mm) 0.53(mm)
240-100062-13		08/23/2018 12:08	1	P10082325.D	CLP-2 (0.53mm) 0.53(mm)
240-100062-14		08/23/2018 12:27	1	P10082326.D	CLP-1 (0.53mm) 0.53(mm)
240-100062-14		08/23/2018 12:27	1	P10082326.D	CLP-2 (0.53mm) 0.53(mm)

8082A

PCBS ANALYSIS RUN LOG

Lab Name: TestAmerica Canton Job No.: 240-100062-1

SDG No.:

Instrument ID: A2HP10 Start Date: 08/23/2018 05:09

Analysis Batch Number: 342123 End Date: 08/23/2018 15:03

LAB SAMPLE ID	CLIENT SAMPLE ID	DATE ANALYZED	DILUTION FACTOR	LAB FILE ID	COLUMN ID
CCVIS 240-342123/29		08/23/2018 13:26	1		CLP-1 (0.53mm) 0.53(mm)
CCVIS 240-342123/29		08/23/2018 13:26	1	P10082329.D	CLP-2 (0.53mm) 0.53(mm)
240-100062-16		08/23/2018 13:45	1	P10082330.D	CLP-1 (0.53mm) 0.53(mm)
240-100062-16		08/23/2018 13:45	1	P10082330.D	CLP-2 (0.53mm) 0.53(mm)
240-100062-17		08/23/2018 14:04	1	P10082331.D	CLP-1 (0.53mm) 0.53(mm)
240-100062-17		08/23/2018 14:04	1	P10082331.D	CLP-2 (0.53mm) 0.53(mm)
240-100062-19		08/23/2018 14:24	1	P10082332.D	CLP-1 (0.53mm) 0.53(mm)
240-100062-19		08/23/2018 14:24	1	P10082332.D	CLP-2 (0.53mm) 0.53(mm)
240-100062-19 MS		08/23/2018 14:43	1	P10082333.D	CLP-1 (0.53mm) 0.53(mm)
240-100062-19 MS		08/23/2018 14:43	1	P10082333.D	CLP-2 (0.53mm) 0.53(mm)
240-100062-19 MSD		08/23/2018 15:03	1	P10082334.D	CLP-1 (0.53mm) 0.53(mm)
240-100062-19 MSD		08/23/2018 15:03	1	P10082334.D	CLP-2 (0.53mm) 0.53(mm)

FORM VII
PCBS CONTINUING CALIBRATION DATA

Lab Name: TestAmerica Canton Job No.: 240-100062-1

SDG No.:

Lab Sample ID: CCV 240-342123/3 Calibration Date: 08/23/2018 05:09

Instrument ID: A2HP10 Calib Start Date: 06/01/2018 01:44

GC Column: CLP-2 (0.53mm) ID: 0.53(mm) Calib End Date: 06/01/2018 03:19

Lab File ID: P10082303.D Conc. Units: ng/uL

ANALYTE	CURVE TYPE	AVE RRF	RRF	MIN RRF	CALC AMOUNT	SPIKE AMOUNT	%D	MAX %D
PCB-1016 Peak 1	Ave	0.0172	0.0183		0.532	0.500	6.4	20.0
PCB-1016 Peak 2	Ave	0.0354	0.0421		0.593	0.500	18.7	20.0
PCB-1016 Peak 3	Ave	0.0770	0.0801		0.520	0.500	4.1	20.0
PCB-1016 Peak 4	Ave	0.0329	0.0369		0.561	0.500	12.1	20.0
PCB-1016 Peak 5	Ave	0.0137	0.0162		0.590	0.500	18.0	20.0
PCB-1260 Peak 1	Ave	0.0466	0.0514		0.551	0.500	10.3	20.0
PCB-1260 Peak 2	Ave	0.0544	0.0561		0.516	0.500	3.1	20.0
PCB-1260 Peak 3	Ave	0.0440	0.0486		0.552	0.500	10.5	20.0
PCB-1260 Peak 4	Ave	0.1115	0.1153		0.517	0.500	3.4	20.0
PCB-1260 Peak 5	Ave	0.0772	0.0739		0.479	0.500	-4.3	20.0
Tetrachloro-m-xylene	Ave	0.9902	1.147		0.0290	0.0250	15.8	20.0
DCB Decachlorobiphenyl	Ave	1.047	1.125		0.0269	0.0250	7.4	20.0

FORM VII
PCBS CONTINUING CALIBRATION DATA

Lab Name: TestAmerica Canton Job No.: 240-100062-1

SDG No.:

Lab Sample ID: CCV 240-342123/4 Calibration Date: 08/23/2018 05:28

Instrument ID: A2HP10 Calib Start Date: 05/31/2018 18:06

GC Column: CLP-2 (0.53mm) ID: 0.53(mm) Calib End Date: 05/31/2018 19:42

Lab File ID: P10082304.D Conc. Units: ng/uL

ANALYTE	CURVE TYPE	AVE RRF	RRF	MIN RRF	CALC AMOUNT	SPIKE AMOUNT	%D	MAX %D
PCB-1232 Peak 1	Ave	0.0214	0.0222		0.518	0.500	3.5	20.0
PCB-1232 Peak 2	Ave	0.0174	0.0190		0.544	0.500	8.8	20.0
PCB-1232 Peak 3	Ave	0.0358	0.0371		0.519	0.500	3.7	20.0
PCB-1232 Peak 4	Ave	0.0157	0.0179		0.570	0.500	14.0	20.0
PCB-1232 Peak 5	Ave	0.0114	0.0113		0.496	0.500	-0.8	20.0
PCB-1262 Peak 1	Ave	0.0440	0.0442		0.502	0.500	0.4	20.0
PCB-1262 Peak 2	Ave	0.0655	0.0701		0.535	0.500	7.0	20.0
PCB-1262 Peak 3	Ave	0.0596	0.0641		0.538	0.500	7.7	20.0
PCB-1262 Peak 4	Ave	0.1266	0.1264		0.499	0.500	-0.1	20.0
PCB-1262 Peak 5	Ave	0.0915	0.0880		0.481	0.500	-3.9	20.0

FORM VII
PCBS CONTINUING CALIBRATION DATA

Lab Name: TestAmerica Canton Job No.: 240-100062-1

SDG No.:

Lab Sample ID: CCV 240-342123/5 Calibration Date: 08/23/2018 05:47

Instrument ID: A2HP10 Calib Start Date: 05/31/2018 20:01

GC Column: CLP-2 (0.53mm) ID: 0.53(mm) Calib End Date: 05/31/2018 21:36

Lab File ID: P10082305.D Conc. Units: ng/uL

ANALYTE	CURVE TYPE	AVE RRF	RRF	MIN RRF	CALC AMOUNT	SPIKE AMOUNT	%D	MAX %D
PCB-1242 Peak 1	Ave	0.0149	0.0161		0.542	0.500	8.4	20.0
PCB-1242 Peak 2	Ave	0.0291	0.0359		0.617	0.500	23.3*	20.0
PCB-1242 Peak 3	Ave	0.0639	0.0672		0.525	0.500	5.1	20.0
PCB-1242 Peak 4	Ave	0.0284	0.0302		0.532	0.500	6.4	20.0
PCB-1242 Peak 5	Ave	0.0153	0.0160		0.522	0.500	4.4	20.0
PCB-1268 Peak 1	Ave	0.1508	0.1614		0.535	0.500	7.0	20.0
PCB-1268 Peak 2	Ave	0.1517	0.1783		0.588	0.500	17.5	20.0
PCB-1268 Peak 3	Ave	0.1282	0.1456		0.568	0.500	13.6	20.0
PCB-1268 Peak 4	Ave	0.0547	0.0579		0.530	0.500	6.0	20.0
PCB-1268 Peak 5	Ave	0.3925	0.4405		0.561	0.500	12.2	20.0

FORM VII
PCBS CONTINUING CALIBRATION DATA

Lab Name: TestAmerica Canton Job No.: 240-100062-1

SDG No.:

Lab Sample ID: CCV 240-342123/6 Calibration Date: 08/23/2018 06:06

Instrument ID: A2HP10 Calib Start Date: 05/31/2018 21:55

GC Column: CLP-2 (0.53mm) ID: 0.53(mm) Calib End Date: 05/31/2018 23:31

Lab File ID: P10082306.D Conc. Units: ng/uL

ANALYTE	CURVE TYPE	AVE RRF	RRF	MIN RRF	CALC AMOUNT	SPIKE AMOUNT	%D	MAX %D
PCB-1248 Peak 1	Ave	0.0167	0.0183		0.548	0.500	9.6	20.0
PCB-1248 Peak 2	Ave	0.0408	0.0433		0.531	0.500	6.2	20.0
PCB-1248 Peak 3	Ave	0.0353	0.0410		0.581	0.500	16.1	20.0
PCB-1248 Peak 4	Ave	0.0396	0.0435		0.549	0.500	9.7	20.0
PCB-1248 Peak 5	Ave	0.0216	0.0229		0.531	0.500	6.2	20.0

FORM VII
PCBS CONTINUING CALIBRATION DATA

Lab Name: TestAmerica Canton Job No.: 240-100062-1

SDG No.:

Lab Sample ID: CCV 240-342123/7 Calibration Date: 08/23/2018 06:25

Instrument ID: A2HP10 Calib Start Date: 05/31/2018 23:50

GC Column: CLP-2 (0.53mm) ID: 0.53(mm) Calib End Date: 06/01/2018 01:25

Lab File ID: P10082307.D Conc. Units: ng/uL

ANALYTE	CURVE TYPE	AVE RRF	RRF	MIN RRF	CALC AMOUNT	SPIKE AMOUNT	%D	MAX %D
PCB-1221 Peak 1	Ave	0.0100	0.0100		0.497	0.500	-0.7	20.0
PCB-1221 Peak 2	Ave	0.0067	0.0063		0.473	0.500	-5.4	20.0
PCB-1221 Peak 3	Ave	0.0234	0.0252		0.539	0.500	7.7	20.0
PCB-1254 Peak 1	Ave	0.0363	0.0456		0.629	0.500	25.7*	20.0
PCB-1254 Peak 2	Ave	0.0413	0.0440		0.532	0.500	6.3	20.0
PCB-1254 Peak 3	Ave	0.0641	0.0714		0.556	0.500	11.3	20.0
PCB-1254 Peak 4	Ave	0.0439	0.0387		0.441	0.500	-11.7	20.0
PCB-1254 Peak 5	Ave	0.0606	0.0641		0.529	0.500	5.8	20.0

FORM VII
PCBS CONTINUING CALIBRATION DATA

Lab Name: TestAmerica Canton Job No.: 240-100062-1

SDG No.:

Lab Sample ID: CCVIS 240-342123/29 Calibration Date: 08/23/2018 13:26

Instrument ID: A2HP10 Calib Start Date: 06/01/2018 01:44

GC Column: CLP-2 (0.53mm) ID: 0.53(mm) Calib End Date: 06/01/2018 03:19

Lab File ID: P10082329.D Conc. Units: ng/uL

ANALYTE	CURVE TYPE	AVE RRF	RRF	MIN RRF	CALC AMOUNT	SPIKE AMOUNT	%D	MAX %D
PCB-1016 Peak 1	Ave	0.0172	0.0161		0.467	0.500	-6.6	20.0
PCB-1016 Peak 2	Ave	0.0354	0.0324		0.458	0.500	-8.4	20.0
PCB-1016 Peak 3	Ave	0.0770	0.0724		0.470	0.500	-6.0	20.0
PCB-1016 Peak 4	Ave	0.0329	0.0310		0.470	0.500	-6.0	20.0
PCB-1016 Peak 5	Ave	0.0137	0.0118		0.431	0.500	-13.7	20.0
PCB-1260 Peak 1	Ave	0.0466	0.0405		0.435	0.500	-13.1	20.0
PCB-1260 Peak 2	Ave	0.0544	0.0482		0.443	0.500	-11.4	20.0
PCB-1260 Peak 3	Ave	0.0440	0.0371		0.422	0.500	-15.7	20.0
PCB-1260 Peak 4	Ave	0.1115	0.1057		0.474	0.500	-5.2	20.0
PCB-1260 Peak 5	Ave	0.0772	0.0661		0.428	0.500	-14.3	20.0
Tetrachloro-m-xylene	Ave	0.9902	0.9781		0.0247	0.0250	-1.2	20.0
DCB Decachlorobiphenyl	Ave	1.047	0.8956		0.0214	0.0250	-14.5	20.0

PCBS ANALYSIS RUN LOG

Lab Name: TestAmerica Canton Job No.: 240-100062-1

SDG No.:

Instrument ID: A2HP10 Start Date: 08/24/2018 19:29

Analysis Batch Number: 342446 End Date: 08/25/2018 00:32

LAB SAMPLE ID	CLIENT SAMPLE ID	DATE ANALYZED	DILUTION FACTOR	LAB FILE ID	COLUMN ID
CCV 240-342446/3 CCVIS		08/24/2018 19:29	1		CLP-1 (0.53mm) 0.53(mm)
CCV 240-342446/3 CCVIS		08/24/2018 19:29	1	P10082439.D	CLP-2 (0.53mm) 0.53(mm)
CCV 240-342446/4		08/24/2018 19:48	1		CLP-1 (0.53mm) 0.53(mm)
CCV 240-342446/4		08/24/2018 19:48	1	P10082440.D	CLP-2 (0.53mm) 0.53(mm)
CCV 240-342446/5		08/24/2018 20:07	1		CLP-1 (0.53mm) 0.53(mm)
CCV 240-342446/5		08/24/2018 20:07	1	P10082441.D	CLP-2 (0.53mm) 0.53(mm)
CCV 240-342446/6		08/24/2018 20:26	1		CLP-1 (0.53mm) 0.53(mm)
CCV 240-342446/6		08/24/2018 20:26	1	P10082442.D	CLP-2 (0.53mm) 0.53(mm)
CCV 240-342446/7		08/24/2018 20:45	1		CLP-1 (0.53mm) 0.53(mm)
CCV 240-342446/7		08/24/2018 20:45	1	P10082443.D	CLP-2 (0.53mm) 0.53(mm)
ZZZZZ		08/24/2018 21:23	10		CLP-1 (0.53mm) 0.53(mm)
ZZZZZ		08/24/2018 21:23	10		CLP-2 (0.53mm) 0.53(mm)
240-100062-61		08/24/2018 21:42	1	P10082446.D	CLP-1 (0.53mm) 0.53(mm)
240-100062-61		08/24/2018 21:42	1	P10082446.D	CLP-2 (0.53mm) 0.53(mm)
240-100062-61 MS		08/24/2018 22:01	1	P10082447.D	CLP-1 (0.53mm) 0.53(mm)
240-100062-61 MS		08/24/2018 22:01	1	P10082447.D	CLP-2 (0.53mm) 0.53(mm)
240-100062-61 MSD		08/24/2018 22:20	1	P10082448.D	CLP-1 (0.53mm) 0.53(mm)
240-100062-61 MSD		08/24/2018 22:20	1	P10082448.D	CLP-2 (0.53mm) 0.53(mm)
ZZZZZ		08/24/2018 22:39	1		CLP-1 (0.53mm) 0.53(mm)
ZZZZZ		08/24/2018 22:39	1		CLP-2 (0.53mm) 0.53(mm)
MB 240-342285/7-A		08/24/2018 23:17	1	P10082451.D	CLP-1 (0.53mm) 0.53(mm)
MB 240-342285/7-A		08/24/2018 23:17	1	P10082451.D	CLP-2 (0.53mm) 0.53(mm)
LCS 240-342285/8-A		08/24/2018 23:35	1	P10082452.D	CLP-1 (0.53mm) 0.53(mm)
LCS 240-342285/8-A		08/24/2018 23:35	1	P10082452.D	CLP-2 (0.53mm) 0.53(mm)
240-100062-2		08/25/2018 00:32	10	P10082455.D	CLP-1 (0.53mm) 0.53(mm)
240-100062-2		08/25/2018 00:32	10	P10082455.D	CLP-2 (0.53mm) 0.53(mm)

FORM VII
PCBS CONTINUING CALIBRATION DATA

Lab Name: TestAmerica Canton Job No.: 240-100062-1

SDG No.:

Lab Sample ID: CCV 240-342446/3 Calibration Date: 08/24/2018 19:29

Instrument ID: A2HP10 Calib Start Date: 06/01/2018 01:44

GC Column: CLP-2 (0.53mm) ID: 0.53(mm) Calib End Date: 06/01/2018 03:19

Lab File ID: P10082439.D Conc. Units: ng/uL

ANALYTE	CURVE TYPE	AVE RRF	RRF	MIN RRF	CALC AMOUNT	SPIKE AMOUNT	%D	MAX %D
PCB-1016 Peak 1	Ave	0.0172	0.0163		0.474	0.500	-5.2	20.0
PCB-1016 Peak 2	Ave	0.0354	0.0372		0.524	0.500	4.9	20.0
PCB-1016 Peak 3	Ave	0.0770	0.0775		0.504	0.500	0.7	20.0
PCB-1016 Peak 4	Ave	0.0329	0.0333		0.506	0.500	1.3	20.0
PCB-1016 Peak 5	Ave	0.0137	0.0143		0.521	0.500	4.2	20.0
PCB-1260 Peak 1	Ave	0.0466	0.0464		0.497	0.500	-0.6	20.0
PCB-1260 Peak 2	Ave	0.0544	0.0513		0.471	0.500	-5.7	20.0
PCB-1260 Peak 3	Ave	0.0440	0.0423		0.480	0.500	-4.0	20.0
PCB-1260 Peak 4	Ave	0.1115	0.1045		0.468	0.500	-6.3	20.0
PCB-1260 Peak 5	Ave	0.0772	0.0745		0.483	0.500	-3.5	20.0
Tetrachloro-m-xylene	Ave	0.9902	0.9496		0.0240	0.0250	-4.1	20.0
DCB Decachlorobiphenyl	Ave	1.047	0.9791		0.0234	0.0250	-6.5	20.0

FORM VII
PCBS CONTINUING CALIBRATION DATA

Lab Name: TestAmerica Canton Job No.: 240-100062-1

SDG No.:

Lab Sample ID: CCV 240-342446/4 Calibration Date: 08/24/2018 19:48

Instrument ID: A2HP10 Calib Start Date: 05/31/2018 18:06

GC Column: CLP-2 (0.53mm) ID: 0.53(mm) Calib End Date: 05/31/2018 19:42

Lab File ID: P10082440.D Conc. Units: ng/uL

ANALYTE	CURVE TYPE	AVE RRF	RRF	MIN RRF	CALC AMOUNT	SPIKE AMOUNT	%D	MAX %D
PCB-1232 Peak 1	Ave	0.0214	0.0202		0.472	0.500	-5.6	20.0
PCB-1232 Peak 2	Ave	0.0174	0.0163		0.467	0.500	-6.5	20.0
PCB-1232 Peak 3	Ave	0.0358	0.0339		0.474	0.500	-5.2	20.0
PCB-1232 Peak 4	Ave	0.0157	0.0146		0.463	0.500	-7.4	20.0
PCB-1232 Peak 5	Ave	0.0114	0.0098		0.427	0.500	-14.6	20.0
PCB-1262 Peak 1	Ave	0.0440	0.0404		0.459	0.500	-8.2	20.0
PCB-1262 Peak 2	Ave	0.0655	0.0607		0.464	0.500	-7.3	20.0
PCB-1262 Peak 3	Ave	0.0596	0.0546		0.458	0.500	-8.4	20.0
PCB-1262 Peak 4	Ave	0.1266	0.1165		0.460	0.500	-7.9	20.0
PCB-1262 Peak 5	Ave	0.0915	0.0838		0.458	0.500	-8.4	20.0

FORM VII
PCBS CONTINUING CALIBRATION DATA

Lab Name: TestAmerica Canton Job No.: 240-100062-1

SDG No.:

Lab Sample ID: CCV 240-342446/5 Calibration Date: 08/24/2018 20:07

Instrument ID: A2HP10 Calib Start Date: 05/31/2018 20:01

GC Column: CLP-2 (0.53mm) ID: 0.53(mm) Calib End Date: 05/31/2018 21:36

Lab File ID: P10082441.D Conc. Units: ng/uL

ANALYTE	CURVE TYPE	AVE RRF	RRF	MIN RRF	CALC AMOUNT	SPIKE AMOUNT	%D	MAX %D
PCB-1242 Peak 1	Ave	0.0149	0.0145		0.488	0.500	-2.5	20.0
PCB-1242 Peak 2	Ave	0.0291	0.0318		0.547	0.500	9.3	20.0
PCB-1242 Peak 3	Ave	0.0639	0.0654		0.511	0.500	2.3	20.0
PCB-1242 Peak 4	Ave	0.0284	0.0284		0.499	0.500	-0.2	20.0
PCB-1242 Peak 5	Ave	0.0153	0.0157		0.512	0.500	2.4	20.0
PCB-1268 Peak 1	Ave	0.1508	0.1486		0.493	0.500	-1.5	20.0
PCB-1268 Peak 2	Ave	0.1517	0.1513		0.499	0.500	-0.2	20.0
PCB-1268 Peak 3	Ave	0.1282	0.1280		0.499	0.500	-0.1	20.0
PCB-1268 Peak 4	Ave	0.0547	0.0546		0.500	0.500	-0.0	20.0
PCB-1268 Peak 5	Ave	0.3925	0.4037		0.514	0.500	2.9	20.0

FORM VII
PCBS CONTINUING CALIBRATION DATA

Lab Name: TestAmerica Canton Job No.: 240-100062-1

SDG No.:

Lab Sample ID: CCV 240-342446/6 Calibration Date: 08/24/2018 20:26

Instrument ID: A2HP10 Calib Start Date: 05/31/2018 21:55

GC Column: CLP-2 (0.53mm) ID: 0.53(mm) Calib End Date: 05/31/2018 23:31

Lab File ID: P10082442.D Conc. Units: ng/uL

ANALYTE	CURVE TYPE	AVE RRF	RRF	MIN RRF	CALC AMOUNT	SPIKE AMOUNT	%D	MAX %D
PCB-1248 Peak 1	Ave	0.0167	0.0155		0.462	0.500	-7.5	20.0
PCB-1248 Peak 2	Ave	0.0408	0.0392		0.480	0.500	-4.0	20.0
PCB-1248 Peak 3	Ave	0.0353	0.0355		0.502	0.500	0.5	20.0
PCB-1248 Peak 4	Ave	0.0396	0.0404		0.510	0.500	2.0	20.0
PCB-1248 Peak 5	Ave	0.0216	0.0216		0.501	0.500	0.1	20.0

FORM VII
PCBS CONTINUING CALIBRATION DATA

Lab Name: TestAmerica Canton Job No.: 240-100062-1

SDG No.:

Lab Sample ID: CCV 240-342446/7 Calibration Date: 08/24/2018 20:45

Instrument ID: A2HP10 Calib Start Date: 05/31/2018 23:50

GC Column: CLP-2 (0.53mm) ID: 0.53(mm) Calib End Date: 06/01/2018 01:25

Lab File ID: P10082443.D Conc. Units: ng/uL

ANALYTE	CURVE TYPE	AVE RRF	RRF	MIN RRF	CALC AMOUNT	SPIKE AMOUNT	%D	MAX %D
PCB-1221 Peak 1	Ave	0.0100	0.0091		0.454	0.500	-9.2	20.0
PCB-1221 Peak 2	Ave	0.0067	0.0060		0.448	0.500	-10.4	20.0
PCB-1221 Peak 3	Ave	0.0234	0.0229		0.489	0.500	-2.2	20.0
PCB-1254 Peak 1	Ave	0.0363	0.0339		0.467	0.500	-6.6	20.0
PCB-1254 Peak 2	Ave	0.0413	0.0388		0.469	0.500	-6.2	20.0
PCB-1254 Peak 3	Ave	0.0641	0.0613		0.478	0.500	-4.4	20.0
PCB-1254 Peak 4	Ave	0.0439	0.0421		0.480	0.500	-4.0	20.0
PCB-1254 Peak 5	Ave	0.0606	0.0584		0.482	0.500	-3.5	20.0

FORM IV
PCBS METHOD BLANK SUMMARY

Lab Name: TestAmerica Canton Job No.: 240-100062-1

SDG No.:

Lab Sample ID: MB 240-341850/22-A

Matrix: Solid Date Extracted: 08/21/2018 11:46

Lab File ID:(1) P10082309.D Lab File ID:(2) P10082309.D

Date Analyzed:(1) 08/23/2018 07:03 Date Analyzed:(2) 08/23/2018 07:03

Instrument ID:(1) A2HP10 Instrument ID:(2) A2HP10

GC Column:(1) CLP-2 (0.53m ID: 0.53(mm) GC Column:(2) CLP-1 (0.53m ID: 0.53(mm)

THIS METHOD BLANK APPLIES TO THE FOLLOWING SAMPLES:

CLIENT SAMPLE ID	LAB SAMPLE ID	DATE ANALYZED 1	DATE ANALYZED 2
	LCS 240-341850/23-A	08/23/2018 07:22	08/23/2018 07:22
CPP-SB-1848-0.0-0.5	240-100062-1	08/23/2018 09:15	08/23/2018 09:15
CPP-SB-1849-0.0-0.5	240-100062-4	08/23/2018 10:12	08/23/2018 10:12
CPP-SB-1849-0.5-1.0	240-100062-5	08/23/2018 10:32	08/23/2018 10:32
CPP-SB-1850-0.0-0.5	240-100062-7	08/23/2018 10:51	08/23/2018 10:51
CPP-SB-1850-0.5-1.0	240-100062-8	08/23/2018 11:11	08/23/2018 11:11
CPP-SB-1851-0.0-0.5	240-100062-10	08/23/2018 11:30	08/23/2018 11:30
CPP-SB-1851-0.5-1.0	240-100062-11	08/23/2018 11:49	08/23/2018 11:49
CPP-SB-1852-0.0-0.5	240-100062-13	08/23/2018 12:08	08/23/2018 12:08
CPP-SB-1852-0.5-1.0	240-100062-14	08/23/2018 12:27	08/23/2018 12:27
CPP-SB-1853-0.0-0.5	240-100062-16	08/23/2018 13:45	08/23/2018 13:45
CPP-SB-1853-0.5-1.0	240-100062-17	08/23/2018 14:04	08/23/2018 14:04
CPP-SB-1854-0.0-0.5	240-100062-19	08/23/2018 14:24	08/23/2018 14:24
CPP-SB-1854-0.0-0.5 MS	240-100062-19 MS	08/23/2018 14:43	08/23/2018 14:43
CPP-SB-1854-0.0-0.5 MSD	240-100062-19 MSD	08/23/2018 15:03	08/23/2018 15:03
CPP-SB-1848-0.5-1.0	240-100062-2	08/25/2018 00:32	08/25/2018 00:32

FORM I
PCBS ORGANICS ANALYSIS DATA SHEET

Lab Name: TestAmerica Canton | Job No.: 240-100062-1

SDG No.:

Client Sample ID: | Lab Sample ID: MB 240-341850/22-A

Matrix: Solid | Lab File ID: P10082309.D

Analysis Method: 8082A | Date Collected:

Extraction Method: 3540C | Date Extracted: 08/21/2018 11:46

Sample wt/vol: 10(g) | Date Analyzed: 08/23/2018 07:03

Con. Extract Vol.: 10(mL) | Dilution Factor: 1

Injection Volume: 1(uL) | GC Column: CLP-2 (0.53mm) ID: 0.53(mm)

% Moisture: | GPC Cleanup:(Y/N) N

Analysis Batch No.: 342123 | Units: ug/Kg

CAS NO.	COMPOUND NAME	RESULT	Q	RL	MDL
12674-11-2	Aroclor-1016	22	U	50	22
11104-28-2	Aroclor-1221	24	U	50	24
11141-16-5	Aroclor-1232	23	U	50	23
53469-21-9	Aroclor-1242	19	U	50	19
12672-29-6	Aroclor-1248	24	U	50	24
11097-69-1	Aroclor-1254	23	U	50	23
11096-82-5	Aroclor-1260	22	U	50	22
37324-23-5	Aroclor-1262	31	U	50	31
11100-14-4	Aroclor-1268	23	U	50	23

CAS NO.	SURROGATE	%REC	Q	LIMITS
877-09-8	Tetrachloro-m-xylene	75		14-128
2051-24-3	DCB Decachlorobiphenyl	80		10-132

FORM III
PCBS LAB CONTROL SAMPLE RECOVERY

Lab Name: TestAmerica Canton Job No.: 240-100062-1

SDG No.:

Matrix: Solid Level: Low Lab File ID: P10082310.D

Lab ID: LCS 240-341850/23-A Client ID:

COMPOUND	SPIKE ADDED (ug/Kg)	LCS CONCENTRATION (ug/Kg)	LCS % REC	QC LIMITS REC	#
Aroclor-1016	1000	735	74	47-120	
Aroclor-1260	1000	791	79	46-120	

Column to be used to flag recovery and RPD values

FORM III 8082A

PCBS ANALYSIS RUN LOG

Lab Name: TestAmerica Canton Job No.: 240-100062-1

SDG No.:

Instrument ID: A2HP2 Start Date: 08/15/2018 14:21

Analysis Batch Number: 341014 End Date: 08/16/2018 07:10

LAB SAMPLE ID	CLIENT SAMPLE ID	DATE ANALYZED	DILUTION FACTOR	LAB FILE ID	COLUMN ID
STD005 240-341014/4 IC		08/15/2018 14:21	1		CLP-1 (0.53mm) 0.53(mm)
STD005 240-341014/4 IC		08/15/2018 14:21	1		CLP-2 (0.53mm) 0.53(mm)
STD01 240-341014/5 IC		08/15/2018 14:36	1		CLP-1 (0.53mm) 0.53(mm)
STD01 240-341014/5 IC		08/15/2018 14:36	1		CLP-2 (0.53mm) 0.53(mm)
STD02 240-341014/6 IC		08/15/2018 14:51	1		CLP-1 (0.53mm) 0.53(mm)
STD02 240-341014/6 IC		08/15/2018 14:51	1		CLP-2 (0.53mm) 0.53(mm)
STD05 240-341014/7 IC		08/15/2018 15:05	1		CLP-1 (0.53mm) 0.53(mm)
STD05 240-341014/7 IC		08/15/2018 15:05	1		CLP-2 (0.53mm) 0.53(mm)
STD1 240-341014/8 IC		08/15/2018 15:20	1		CLP-1 (0.53mm) 0.53(mm)
STD1 240-341014/8 IC		08/15/2018 15:20	1		CLP-2 (0.53mm) 0.53(mm)
STD15 240-341014/9 IC		08/15/2018 15:35	1		CLP-1 (0.53mm) 0.53(mm)
STD15 240-341014/9 IC		08/15/2018 15:35	1		CLP-2 (0.53mm) 0.53(mm)
STD005 240-341014/10 IC		08/15/2018 15:50	1	P2081510.D	CLP-1 (0.53mm) 0.53(mm)
STD005 240-341014/10 IC		08/15/2018 15:50	1	P2081510.D	CLP-2 (0.53mm) 0.53(mm)
STD01 240-341014/11 IC		08/15/2018 16:04	1	P2081511.D	CLP-1 (0.53mm) 0.53(mm)
STD01 240-341014/11 IC		08/15/2018 16:04	1	P2081511.D	CLP-2 (0.53mm) 0.53(mm)
STD02 240-341014/12 IC		08/15/2018 16:19	1	P2081512.D	CLP-1 (0.53mm) 0.53(mm)
STD02 240-341014/12 IC		08/15/2018 16:19	1	P2081512.D	CLP-2 (0.53mm) 0.53(mm)
STD05 240-341014/13 IC		08/15/2018 16:34	1	P2081513.D	CLP-1 (0.53mm) 0.53(mm)
STD05 240-341014/13 IC		08/15/2018 16:34	1	P2081513.D	CLP-2 (0.53mm) 0.53(mm)
STD1 240-341014/14 IC		08/15/2018 16:48	1	P2081514.D	CLP-1 (0.53mm) 0.53(mm)
STD1 240-341014/14 IC		08/15/2018 16:48	1	P2081514.D	CLP-2 (0.53mm) 0.53(mm)
STD15 240-341014/15 IC		08/15/2018 17:03	1	P2081515.D	CLP-1 (0.53mm) 0.53(mm)
STD15 240-341014/15 IC		08/15/2018 17:03	1	P2081515.D	CLP-2 (0.53mm) 0.53(mm)
STD005 240-341014/16 IC		08/15/2018 17:18	1		CLP-1 (0.53mm) 0.53(mm)
STD005 240-341014/16 IC		08/15/2018 17:18	1		CLP-2 (0.53mm) 0.53(mm)
STD01 240-341014/17 IC		08/15/2018 17:33	1		CLP-1 (0.53mm) 0.53(mm)
STD01 240-341014/17 IC		08/15/2018 17:33	1		CLP-2 (0.53mm) 0.53(mm)
STD02 240-341014/18 IC		08/15/2018 17:47	1		CLP-1 (0.53mm) 0.53(mm)
STD02 240-341014/18 IC		08/15/2018 17:47	1		CLP-2 (0.53mm) 0.53(mm)
STD05 240-341014/19 IC		08/15/2018 18:02	1		CLP-1 (0.53mm) 0.53(mm)
STD05 240-341014/19 IC		08/15/2018 18:02	1		CLP-2 (0.53mm) 0.53(mm)

8082A

PCBS ANALYSIS RUN LOG

Lab Name: TestAmerica Canton Job No.: 240-100062-1

SDG No.:

Instrument ID: A2HP2 Start Date: 08/15/2018 14:21

Analysis Batch Number: 341014 End Date: 08/16/2018 07:10

LAB SAMPLE ID	CLIENT SAMPLE ID	DATE ANALYZED	DILUTION FACTOR	LAB FILE ID	COLUMN ID
STD1 240-341014/20 IC		08/15/2018 18:17	1		CLP-1 (0.53mm) 0.53(mm)
STD1 240-341014/20 IC		08/15/2018 18:17	1		CLP-2 (0.53mm) 0.53(mm)
STD15 240-341014/21 IC		08/15/2018 18:32	1		CLP-1 (0.53mm) 0.53(mm)
STD15 240-341014/21 IC		08/15/2018 18:32	1		CLP-2 (0.53mm) 0.53(mm)
STD005 240-341014/22 IC		08/15/2018 18:46	1	P2081522.D	CLP-1 (0.53mm) 0.53(mm)
STD005 240-341014/22 IC		08/15/2018 18:46	1	P2081522.D	CLP-2 (0.53mm) 0.53(mm)
STD01 240-341014/23 IC		08/15/2018 19:01	1	P2081523.D	CLP-1 (0.53mm) 0.53(mm)
STD01 240-341014/23 IC		08/15/2018 19:01	1	P2081523.D	CLP-2 (0.53mm) 0.53(mm)
STD02 240-341014/24 IC		08/15/2018 19:16	1	P2081524.D	CLP-1 (0.53mm) 0.53(mm)
STD02 240-341014/24 IC		08/15/2018 19:16	1	P2081524.D	CLP-2 (0.53mm) 0.53(mm)
STD05 240-341014/25 IC		08/15/2018 19:30	1	P2081525.D	CLP-1 (0.53mm) 0.53(mm)
STD05 240-341014/25 IC		08/15/2018 19:30	1	P2081525.D	CLP-2 (0.53mm) 0.53(mm)
STD1 240-341014/26 IC		08/15/2018 19:45	1	P2081526.D	CLP-1 (0.53mm) 0.53(mm)
STD1 240-341014/26 IC		08/15/2018 19:45	1	P2081526.D	CLP-2 (0.53mm) 0.53(mm)
STD15 240-341014/27 IC		08/15/2018 20:00	1	P2081527.D	CLP-1 (0.53mm) 0.53(mm)
STD15 240-341014/27 IC		08/15/2018 20:00	1	P2081527.D	CLP-2 (0.53mm) 0.53(mm)
STD005 240-341014/28 IC		08/15/2018 20:14	1		CLP-1 (0.53mm) 0.53(mm)
STD005 240-341014/28 IC		08/15/2018 20:14	1		CLP-2 (0.53mm) 0.53(mm)
STD01 240-341014/29 IC		08/15/2018 20:29	1		CLP-1 (0.53mm) 0.53(mm)
STD01 240-341014/29 IC		08/15/2018 20:29	1		CLP-2 (0.53mm) 0.53(mm)
STD02 240-341014/30 IC		08/15/2018 20:44	1		CLP-1 (0.53mm) 0.53(mm)
STD02 240-341014/30 IC		08/15/2018 20:44	1		CLP-2 (0.53mm) 0.53(mm)
STD05 240-341014/31 ICIS		08/15/2018 20:59	1		CLP-1 (0.53mm) 0.53(mm)
STD05 240-341014/31 ICIS		08/15/2018 20:59	1		CLP-2 (0.53mm) 0.53(mm)
STD1 240-341014/32 IC		08/15/2018 21:13	1		CLP-1 (0.53mm) 0.53(mm)
STD1 240-341014/32 IC		08/15/2018 21:13	1		CLP-2 (0.53mm) 0.53(mm)
STD15 240-341014/33 IC		08/15/2018 21:28	1		CLP-1 (0.53mm) 0.53(mm)
STD15 240-341014/33 IC		08/15/2018 21:28	1		CLP-2 (0.53mm) 0.53(mm)
ICV 240-341014/34		08/15/2018 21:43	1		CLP-1 (0.53mm) 0.53(mm)
ICV 240-341014/34		08/15/2018 21:43	1		CLP-2 (0.53mm) 0.53(mm)
ICV 240-341014/35		08/15/2018 21:57	1		CLP-1 (0.53mm) 0.53(mm)
ICV 240-341014/35		08/15/2018 21:57	1		CLP-2 (0.53mm) 0.53(mm)
ICV 240-341014/36		08/15/2018 22:12	1		CLP-1 (0.53mm) 0.53(mm)

FORM VI
PCBS BY INTERNAL STANDARD - INITIAL CALIBRATION DATA
CURVE EVALUATION

Lab Name: TestAmerica Canton Job No.: 240-100062-1 Analy Batch No.: 341014

SDG No.:

Instrument ID: A2HP2 GC Column: CLP-1 (0.53 ID: 0.53(mm) Heated Purge: (Y/N) N

Calibration Start Date: 08/15/2018 15:50 Calibration End Date: 08/15/2018 17:03 Calibration ID: 46509

Calibration Files:

LEVEL:	LAB SAMPLE ID:	LAB FILE ID:
Level 1	STD005 240-341014/10	P2081510.D
Level 2	STD01 240-341014/11	P2081511.D
Level 3	STD02 240-341014/12	P2081512.D
Level 4	STD05 240-341014/13	P2081513.D
Level 5	STD1 240-341014/14	P2081514.D
Level 6	STD15 240-341014/15	P2081515.D

ANALYTE	RRF					CURVE TYPE	COEFFICIENT			#	MIN RRF	%RSD	#	MAX %RSD	R^2 OR COD	#	MIN R^2 OR COD
	LVL 1 LVL 6	LVL 2	LVL 3	LVL 4	LVL 5		B	M1	M2								
PCB-1242 Peak 1	0.0250 0.0137	0.0192	0.0165	0.0157	0.0145	Lin1	0.0006	0.0137							0.9990		0.9900
PCB-1242 Peak 2	0.0309 0.0236	0.0312	0.0276	0.0268	0.0251	Lin1	0.0005	0.0242							0.9970		0.9900
PCB-1242 Peak 3	0.0713 0.0578	0.0701	0.0623	0.0625	0.0601	Lin1	0.0009	0.0585							0.9990		0.9900
PCB-1242 Peak 4	0.0308 0.0242	0.0307	0.0273	0.0268	0.0255	Lin1	0.0004	0.0247							0.9980		0.9900
PCB-1242 Peak 5	0.0117 0.0094	0.0119	0.0107	0.0105	0.0100	Lin1	0.0002	0.0096							0.9980		0.9900
PCB-1268 Peak 1	0.2160 0.1995	0.2157	0.1984	0.2092	0.2056	Ave		0.2074				3.7		20.0			
PCB-1268 Peak 2	0.1933 0.1793	0.1968	0.1812	0.1872	0.1833	Ave		0.1868				3.7		20.0			
PCB-1268 Peak 3	0.1658 0.1564	0.1691	0.1562	0.1633	0.1602	Ave		0.1618				3.2		20.0			
PCB-1268 Peak 4	0.0695 0.0639	0.0712	0.0652	0.0677	0.0659	Ave		0.0672				4.1		20.0			
PCB-1268 Peak 5	0.4720 0.4674	0.4810	0.4496	0.4739	0.4713	Ave		0.4692				2.3		20.0			

Note: The M1 coefficient is the same as Ave RRF for an Ave curve type.

FORM VI
PCBS BY INTERNAL STANDARD - INITIAL CALIBRATION DATA
CURVE EVALUATION

Lab Name: TestAmerica Canton Job No.: 240-100062-1 Analy Batch No.: 341014

SDG No.:

Instrument ID: A2HP2 GC Column: CLP-2 (0.53 ID: 0.53(mm) Heated Purge: (Y/N) N

Calibration Start Date: 08/15/2018 15:50 Calibration End Date: 08/15/2018 17:03 Calibration ID: 46510

Calibration Files:

LEVEL:	LAB SAMPLE ID:	LAB FILE ID:
Level 1	STD005 240-341014/10	P2081510.D
Level 2	STD01 240-341014/11	P2081511.D
Level 3	STD02 240-341014/12	P2081512.D
Level 4	STD05 240-341014/13	P2081513.D
Level 5	STD1 240-341014/14	P2081514.D
Level 6	STD15 240-341014/15	P2081515.D

ANALYTE	RRF					CURVE TYPE	COEFFICIENT			#	MIN RRF	%RSD	#	MAX %RSD	R^2 OR COD	#	MIN R^2 OR COD
	LVL 1 LVL 6	LVL 2	LVL 3	LVL 4	LVL 5		B	M1	M2								
PCB-1242 Peak 1	0.0185 0.0135	0.0178	0.0164	0.0159	0.0145	Lin1	0.0003	0.0139							0.9960		0.9900
PCB-1242 Peak 2	0.0332 0.0238	0.0315	0.0287	0.0279	0.0255	Lin1	0.0006	0.0245							0.9960		0.9900
PCB-1242 Peak 3	0.0646 0.0503	0.0615	0.0571	0.0564	0.0529	Lin1	0.0009	0.0513							0.9980		0.9900
PCB-1242 Peak 4	0.0272 0.0206	0.0257	0.0244	0.0239	0.0217	Lin1	0.0004	0.0211							0.9970		0.9900
PCB-1242 Peak 5	0.0147 0.0110	0.0137	0.0131	0.0126	0.0117	Lin1	0.0002	0.0113							0.9970		0.9900
PCB-1268 Peak 1	0.1198 0.1007	0.1170	0.1095	0.1107	0.1047	Ave		0.1104				6.5		20.0			
PCB-1268 Peak 2	0.1148 0.0976	0.1143	0.1059	0.1074	0.1024	Ave		0.1071				6.2		20.0			
PCB-1268 Peak 3	0.1049 0.0848	0.0997	0.0926	0.0932	0.0886	Ave		0.0940				7.8		20.0			
PCB-1268 Peak 4	0.0440 0.0358	0.0419	0.0395	0.0397	0.0375	Ave		0.0397				7.5		20.0			
PCB-1268 Peak 5	0.2960 0.2513	0.2831	0.2677	0.2742	0.2612	Ave		0.2722				5.9		20.0			

Note: The M1 coefficient is the same as Ave RRF for an Ave curve type.

FORM VI
PCBS BY INTERNAL STANDARD - INITIAL CALIBRATION DATA
CURVE EVALUATION

Lab Name: TestAmerica Canton Job No.: 240-100062-1 Analy Batch No.: 341014

SDG No.:

Instrument ID: A2HP2 GC Column: CLP-1 (0.53 ID: 0.53(mm) Heated Purge: (Y/N) N

Calibration Start Date: 08/15/2018 18:46 Calibration End Date: 08/15/2018 20:00 Calibration ID: 46493

Calibration Files:

LEVEL:	LAB SAMPLE ID:	LAB FILE ID:
Level 1	STD005 240-341014/22	P2081522.D
Level 2	STD01 240-341014/23	P2081523.D
Level 3	STD02 240-341014/24	P2081524.D
Level 4	STD05 240-341014/25	P2081525.D
Level 5	STD1 240-341014/26	P2081526.D
Level 6	STD15 240-341014/27	P2081527.D

ANALYTE	RRF					CURVE TYPE	COEFFICIENT			#	MIN RRF	%RSD	#	MAX %RSD	R^2 OR COD	#	MIN R^2 OR COD
	LVL 1 LVL 6	LVL 2	LVL 3	LVL 4	LVL 5		B	M1	M2								
PCB-1221 Peak 1	0.0116 0.0091	0.0112	0.0101	0.0104	0.0088	Ave		0.0102				10.6		20.0			
PCB-1221 Peak 2	0.0085 0.0056	0.0082	0.0068	0.0067	0.0057	Ave		0.0069				17.7		20.0			
PCB-1221 Peak 3	0.0304 0.0222	0.0296	0.0255	0.0254	0.0217	Ave		0.0258				14.0		20.0			
PCB-1254 Peak 1	0.0341 0.0273	0.0319	0.0290	0.0301	0.0259	Ave		0.0297				10.1		20.0			
PCB-1254 Peak 2	0.0676 0.0599	0.0671	0.0599	0.0639	0.0562	Ave		0.0624				7.2		20.0			
PCB-1254 Peak 3	0.0546 0.0518	0.0557	0.0506	0.0552	0.0485	Ave		0.0527				5.5		20.0			
PCB-1254 Peak 4	0.0494 0.0441	0.0502	0.0435	0.0473	0.0414	Ave		0.0460				7.7		20.0			
PCB-1254 Peak 5	0.0732 0.0661	0.0712	0.0638	0.0701	0.0618	Ave		0.0677				6.6		20.0			

Note: The M1 coefficient is the same as Ave RRF for an Ave curve type.

FORM VI
PCBS BY INTERNAL STANDARD - INITIAL CALIBRATION DATA
CURVE EVALUATION

Lab Name: TestAmerica Canton Job No.: 240-100062-1 Analy Batch No.: 341014

SDG No.:

Instrument ID: A2HP2 GC Column: CLP-2 (0.53 ID: 0.53(mm) Heated Purge: (Y/N) N

Calibration Start Date: 08/15/2018 18:46 Calibration End Date: 08/15/2018 20:00 Calibration ID: 46494

Calibration Files:

LEVEL:	LAB SAMPLE ID:	LAB FILE ID:
Level 1	STD005 240-341014/22	P2081522.D
Level 2	STD01 240-341014/23	P2081523.D
Level 3	STD02 240-341014/24	P2081524.D
Level 4	STD05 240-341014/25	P2081525.D
Level 5	STD1 240-341014/26	P2081526.D
Level 6	STD15 240-341014/27	P2081527.D

ANALYTE	RRF					CURVE TYPE	COEFFICIENT			#	MIN RRF	%RSD	#	MAX %RSD	R^2 OR COD	#	MIN R^2 OR COD
	LVL 1 LVL 6	LVL 2	LVL 3	LVL 4	LVL 5		B	M1	M2								
PCB-1221 Peak 1	0.0128 0.0091	0.0134	0.0106	0.0105	0.0092	Ave		0.0109				16.6		20.0			
PCB-1221 Peak 2	0.0086 0.0060	0.0095	0.0071	0.0070	0.0060	Ave		0.0074				19.1		20.0			
PCB-1221 Peak 3	0.0301 0.0213	0.0280	0.0254	0.0248	0.0212	Ave		0.0251				14.2		20.0			
PCB-1254 Peak 1	0.0325 0.0248	0.0274	0.0274	0.0275	0.0242	Ave		0.0273				10.7		20.0			
PCB-1254 Peak 2	0.0359 0.0269	0.0317	0.0300	0.0302	0.0262	Ave		0.0301				11.7		20.0			
PCB-1254 Peak 3	0.0499 0.0428	0.0461	0.0449	0.0457	0.0414	Ave		0.0451				6.5		20.0			
PCB-1254 Peak 4	0.0393 0.0323	0.0342	0.0335	0.0345	0.0311	Ave		0.0342				8.3		20.0			
PCB-1254 Peak 5	0.0446 0.0378	0.0415	0.0396	0.0403	0.0366	Ave		0.0401				7.1		20.0			

Note: The M1 coefficient is the same as Ave RRF for an Ave curve type.

PCBS ANALYSIS RUN LOG

Lab Name: TestAmerica Canton Job No.: 240-100062-1

SDG No.:

Instrument ID: A2HP2 Start Date: 08/20/2018 18:28

Analysis Batch Number: 341695 End Date: 08/21/2018 09:38

LAB SAMPLE ID	CLIENT SAMPLE ID	DATE ANALYZED	DILUTION FACTOR	LAB FILE ID	COLUMN ID
STD005 240-341695/4 IC		08/20/2018 18:28	1	P2082004.D	CLP-1 (0.53mm) 0.53(mm)
STD005 240-341695/4 IC		08/20/2018 18:28	1	P2082004.D	CLP-2 (0.53mm) 0.53(mm)
STD01 240-341695/5 IC		08/20/2018 18:42	1	P2082005.D	CLP-1 (0.53mm) 0.53(mm)
STD01 240-341695/5 IC		08/20/2018 18:42	1	P2082005.D	CLP-2 (0.53mm) 0.53(mm)
STD02 240-341695/6 IC		08/20/2018 18:57	1	P2082006.D	CLP-1 (0.53mm) 0.53(mm)
STD02 240-341695/6 IC		08/20/2018 18:57	1	P2082006.D	CLP-2 (0.53mm) 0.53(mm)
STD05 240-341695/7 IC		08/20/2018 19:11	1	P2082007.D	CLP-1 (0.53mm) 0.53(mm)
STD05 240-341695/7 IC		08/20/2018 19:11	1	P2082007.D	CLP-2 (0.53mm) 0.53(mm)
STD1 240-341695/8 IC		08/20/2018 19:26	1	P2082008.D	CLP-1 (0.53mm) 0.53(mm)
STD1 240-341695/8 IC		08/20/2018 19:26	1	P2082008.D	CLP-2 (0.53mm) 0.53(mm)
STD005 240-341695/10 IC		08/20/2018 19:55	1	P2082010.D	CLP-1 (0.53mm) 0.53(mm)
STD005 240-341695/10 IC		08/20/2018 19:55	1	P2082010.D	CLP-2 (0.53mm) 0.53(mm)
STD01 240-341695/11 IC		08/20/2018 20:10	1	P2082011.D	CLP-1 (0.53mm) 0.53(mm)
STD01 240-341695/11 IC		08/20/2018 20:10	1	P2082011.D	CLP-2 (0.53mm) 0.53(mm)
STD02 240-341695/12 IC		08/20/2018 20:25	1	P2082012.D	CLP-1 (0.53mm) 0.53(mm)
STD02 240-341695/12 IC		08/20/2018 20:25	1	P2082012.D	CLP-2 (0.53mm) 0.53(mm)
STD05 240-341695/13 IC		08/20/2018 20:39	1	P2082013.D	CLP-1 (0.53mm) 0.53(mm)
STD05 240-341695/13 IC		08/20/2018 20:39	1	P2082013.D	CLP-2 (0.53mm) 0.53(mm)
STD1 240-341695/14 IC		08/20/2018 20:54	1	P2082014.D	CLP-1 (0.53mm) 0.53(mm)
STD1 240-341695/14 IC		08/20/2018 20:54	1	P2082014.D	CLP-2 (0.53mm) 0.53(mm)
STD15 240-341695/15 IC		08/20/2018 21:08	1	P2082015.D	CLP-1 (0.53mm) 0.53(mm)
STD15 240-341695/15 IC		08/20/2018 21:08	1	P2082015.D	CLP-2 (0.53mm) 0.53(mm)
STD005 240-341695/16 IC		08/20/2018 21:23	1	P2082016.D	CLP-1 (0.53mm) 0.53(mm)
STD005 240-341695/16 IC		08/20/2018 21:23	1	P2082016.D	CLP-2 (0.53mm) 0.53(mm)
STD01 240-341695/17 IC		08/20/2018 21:38	1	P2082017.D	CLP-1 (0.53mm) 0.53(mm)
STD01 240-341695/17 IC		08/20/2018 21:38	1	P2082017.D	CLP-2 (0.53mm) 0.53(mm)
STD02 240-341695/18 IC		08/20/2018 21:52	1	P2082018.D	CLP-1 (0.53mm) 0.53(mm)
STD02 240-341695/18 IC		08/20/2018 21:52	1	P2082018.D	CLP-2 (0.53mm) 0.53(mm)
STD05 240-341695/19 IC		08/20/2018 22:07	1	P2082019.D	CLP-1 (0.53mm) 0.53(mm)
STD05 240-341695/19 IC		08/20/2018 22:07	1	P2082019.D	CLP-2 (0.53mm) 0.53(mm)
STD1 240-341695/20 IC		08/20/2018 22:21	1	P2082020.D	CLP-1 (0.53mm) 0.53(mm)
STD1 240-341695/20 IC		08/20/2018 22:21	1	P2082020.D	CLP-2 (0.53mm) 0.53(mm)

PCBS ANALYSIS RUN LOG

Lab Name: TestAmerica Canton Job No.: 240-100062-1

SDG No.:

Instrument ID: A2HP2 Start Date: 08/20/2018 18:28

Analysis Batch Number: 341695 End Date: 08/21/2018 09:38

LAB SAMPLE ID	CLIENT SAMPLE ID	DATE ANALYZED	DILUTION FACTOR	LAB FILE ID	COLUMN ID
STD15 240-341695/21 IC		08/20/2018 22:36	1	P2082021.D	CLP-1 (0.53mm) 0.53(mm)
STD15 240-341695/21 IC		08/20/2018 22:36	1	P2082021.D	CLP-2 (0.53mm) 0.53(mm)
STD005 240-341695/22 IC		08/20/2018 22:50	1	P2082022.D	CLP-1 (0.53mm) 0.53(mm)
STD005 240-341695/22 IC		08/20/2018 22:50	1	P2082022.D	CLP-2 (0.53mm) 0.53(mm)
STD01 240-341695/23 IC		08/20/2018 23:05	1	P2082023.D	CLP-1 (0.53mm) 0.53(mm)
STD01 240-341695/23 IC		08/20/2018 23:05	1	P2082023.D	CLP-2 (0.53mm) 0.53(mm)
STD02 240-341695/24 IC		08/20/2018 23:20	1	P2082024.D	CLP-1 (0.53mm) 0.53(mm)
STD02 240-341695/24 IC		08/20/2018 23:20	1	P2082024.D	CLP-2 (0.53mm) 0.53(mm)
STD05 240-341695/25 IC		08/20/2018 23:34	1	P2082025.D	CLP-1 (0.53mm) 0.53(mm)
STD05 240-341695/25 IC		08/20/2018 23:34	1	P2082025.D	CLP-2 (0.53mm) 0.53(mm)
STD1 240-341695/26 IC		08/20/2018 23:49	1	P2082026.D	CLP-1 (0.53mm) 0.53(mm)
STD1 240-341695/26 IC		08/20/2018 23:49	1	P2082026.D	CLP-2 (0.53mm) 0.53(mm)
STD15 240-341695/27 IC		08/21/2018 00:03	1	P2082027.D	CLP-1 (0.53mm) 0.53(mm)
STD15 240-341695/27 IC		08/21/2018 00:03	1	P2082027.D	CLP-2 (0.53mm) 0.53(mm)
STD005 240-341695/28 IC		08/21/2018 00:18	1	P2082028.D	CLP-1 (0.53mm) 0.53(mm)
STD005 240-341695/28 IC		08/21/2018 00:18	1	P2082028.D	CLP-2 (0.53mm) 0.53(mm)
STD01 240-341695/29 IC		08/21/2018 00:32	1	P2082029.D	CLP-1 (0.53mm) 0.53(mm)
STD01 240-341695/29 IC		08/21/2018 00:32	1	P2082029.D	CLP-2 (0.53mm) 0.53(mm)
STD02 240-341695/30 IC		08/21/2018 00:47	1	P2082030.D	CLP-1 (0.53mm) 0.53(mm)
STD02 240-341695/30 IC		08/21/2018 00:47	1	P2082030.D	CLP-2 (0.53mm) 0.53(mm)
STD05 240-341695/31 ICIS		08/21/2018 01:02	1	P2082031.D	CLP-1 (0.53mm) 0.53(mm)
STD05 240-341695/31 ICIS		08/21/2018 01:02	1	P2082031.D	CLP-2 (0.53mm) 0.53(mm)
STD1 240-341695/32 IC		08/21/2018 01:16	1	P2082032.D	CLP-1 (0.53mm) 0.53(mm)
STD1 240-341695/32 IC		08/21/2018 01:16	1	P2082032.D	CLP-2 (0.53mm) 0.53(mm)
STD15 240-341695/33 IC		08/21/2018 01:31	1	P2082033.D	CLP-1 (0.53mm) 0.53(mm)
STD15 240-341695/33 IC		08/21/2018 01:31	1	P2082033.D	CLP-2 (0.53mm) 0.53(mm)
ICV 240-341695/34		08/21/2018 01:45	1	P2082034.D	CLP-1 (0.53mm) 0.53(mm)
ICV 240-341695/34		08/21/2018 01:45	1	P2082034.D	CLP-2 (0.53mm) 0.53(mm)
ICV 240-341695/36		08/21/2018 02:14	1	P2082036.D	CLP-1 (0.53mm) 0.53(mm)
ICV 240-341695/36		08/21/2018 02:14	1	P2082036.D	CLP-2 (0.53mm) 0.53(mm)
ICV 240-341695/37		08/21/2018 02:29	1	P2082037.D	CLP-1 (0.53mm) 0.53(mm)
ICV 240-341695/37		08/21/2018 02:29	1	P2082037.D	CLP-2 (0.53mm) 0.53(mm)
ICV 240-341695/38		08/21/2018 02:43	1	P2082038.D	CLP-1 (0.53mm) 0.53(mm)
ICV 240-341695/38		08/21/2018 02:43	1	P2082038.D	CLP-2 (0.53mm) 0.53(mm)

FORM VI
PCBS BY INTERNAL STANDARD - INITIAL CALIBRATION DATA
CURVE EVALUATION

Lab Name: TestAmerica Canton Job No.: 240-100062-1 Analy Batch No.: 341695

SDG No.:

Instrument ID: A2HP2 GC Column: CLP-1 (0.53 ID: 0.53(mm) Heated Purge: (Y/N) N

Calibration Start Date: 08/20/2018 18:28 Calibration End Date: 08/21/2018 08:31 Calibration ID: 46572

Calibration Files:

LEVEL:	LAB SAMPLE ID:	LAB FILE ID:
Level 1	STD005 240-341695/4	P2082004.D
Level 2	STD01 240-341695/5	P2082005.D
Level 3	STD02 240-341695/6	P2082006.D
Level 4	STD05 240-341695/7	P2082007.D
Level 5	STD1 240-341695/8	P2082008.D
Level 6	STD15 240-341695/42	P2082042.D

ANALYTE	RRF					CURVE TYPE	COEFFICIENT			#	MIN RRF	%RSD	#	MAX %RSD	R^2 OR COD	#	MIN R^2 OR COD
	LVL 1 LVL 6	LVL 2	LVL 3	LVL 4	LVL 5		B	M1	M2								
PCB-1232 Peak 1	0.0204 0.0170	0.0250	0.0215	0.0183	0.0182	Ave		0.0201				14.6		20.0			
PCB-1232 Peak 2	0.0143 0.0123	0.0142	0.0152	0.0131	0.0131	Ave		0.0137				7.7		20.0			
PCB-1232 Peak 3	0.0318 0.0288	0.0317	0.0334	0.0292	0.0300	Ave		0.0308				5.8		20.0			
PCB-1232 Peak 4	0.0133 0.0122	0.0135	0.0142	0.0124	0.0127	Ave		0.0130				5.8		20.0			
PCB-1232 Peak 5	0.0047 0.0041	0.0044	0.0048	0.0042	0.0044	Ave		0.0044				6.1		20.0			
PCB-1262 Peak 1	0.0496 0.0457	0.0503	0.0512	0.0452	0.0465	Ave		0.0481				5.4		20.0			
PCB-1262 Peak 2	0.0692 0.0676	0.0719	0.0753	0.0663	0.0681	Ave		0.0697				4.7		20.0			
PCB-1262 Peak 3	0.0537 0.0506	0.0539	0.0578	0.0507	0.0517	Ave		0.0531				5.1		20.0			
PCB-1262 Peak 4	0.1315 0.1377	0.1339	0.1445	0.1328	0.1376	Ave		0.1363				3.5		20.0			
PCB-1262 Peak 5	0.0569 0.0534	0.0532	0.0581	0.0531	0.0547	Ave		0.0549				3.9		20.0			

Note: The M1 coefficient is the same as Ave RRF for an Ave curve type.

FORM VI
PCBS BY INTERNAL STANDARD - INITIAL CALIBRATION DATA
CURVE EVALUATION

Lab Name: TestAmerica Canton Job No.: 240-100062-1 Analy Batch No.: 341695

SDG No.:

Instrument ID: A2HP2 GC Column: CLP-2 (0.53 ID: 0.53(mm) Heated Purge: (Y/N) N

Calibration Start Date: 08/20/2018 18:28 Calibration End Date: 08/21/2018 08:31 Calibration ID: 46573

Calibration Files:

LEVEL:	LAB SAMPLE ID:	LAB FILE ID:
Level 1	STD005 240-341695/4	P2082004.D
Level 2	STD01 240-341695/5	P2082005.D
Level 3	STD02 240-341695/6	P2082006.D
Level 4	STD05 240-341695/7	P2082007.D
Level 5	STD1 240-341695/8	P2082008.D
Level 6	STD15 240-341695/42	P2082042.D

ANALYTE	RRF					CURVE TYPE	COEFFICIENT			#	MIN RRF	%RSD	#	MAX %RSD	R^2 OR COD	#	MIN R^2 OR COD
	LVL 1 LVL 6	LVL 2	LVL 3	LVL 4	LVL 5		B	M1	M2								
PCB-1232 Peak 1	0.0198 0.0159	0.0197	0.0194	0.0176	0.0172	Ave		0.0182				8.7		20.0			
PCB-1232 Peak 2	0.0150 0.0126	0.0149	0.0149	0.0137	0.0134	Ave		0.0141				7.1		20.0			
PCB-1232 Peak 3	0.0273 0.0249	0.0278	0.0276	0.0256	0.0255	Ave		0.0264				4.7		20.0			
PCB-1232 Peak 4	0.0111 0.0105	0.0115	0.0115	0.0110	0.0108	Ave		0.0111				3.5		20.0			
PCB-1232 Peak 5	0.0047 0.0049	0.0054	0.0054	0.0052	0.0051	Ave		0.0051				5.1		20.0			
PCB-1262 Peak 1	0.0273 0.0245	0.0277	0.0270	0.0253	0.0253	Ave		0.0262				5.1		20.0			
PCB-1262 Peak 2	0.0373 0.0377	0.0401	0.0399	0.0393	0.0397	Ave		0.0390				3.1		20.0			
PCB-1262 Peak 3	0.0331 0.0305	0.0337	0.0333	0.0318	0.0324	Ave		0.0325				3.6		20.0			
PCB-1262 Peak 4	0.0793 0.0725	0.0807	0.0797	0.0764	0.0783	Ave		0.0778				3.8		20.0			
PCB-1262 Peak 5	0.0563 0.0521	0.0588	0.0585	0.0556	0.0563	Ave		0.0563				4.3		20.0			

Note: The M1 coefficient is the same as Ave RRF for an Ave curve type.

FORM VI
PCBS BY INTERNAL STANDARD - INITIAL CALIBRATION DATA
CURVE EVALUATION

Lab Name: TestAmerica Canton Job No.: 240-100062-1 Analy Batch No.: 341695

SDG No.:

Instrument ID: A2HP2 GC Column: CLP-1 (0.53 ID: 0.53(mm) Heated Purge: (Y/N) N

Calibration Start Date: 08/20/2018 19:55 Calibration End Date: 08/20/2018 21:08 Calibration ID: 46580

Calibration Files:

LEVEL:	LAB SAMPLE ID:	LAB FILE ID:
Level 1	STD005 240-341695/10	P2082010.D
Level 2	STD01 240-341695/11	P2082011.D
Level 3	STD02 240-341695/12	P2082012.D
Level 4	STD05 240-341695/13	P2082013.D
Level 5	STD1 240-341695/14	P2082014.D
Level 6	STD15 240-341695/15	P2082015.D

ANALYTE	RRF					CURVE TYPE	COEFFICIENT			#	MIN RRF	%RSD	#	MAX %RSD	R^2 OR COD	#	MIN R^2 OR COD
	LVL 1 LVL 6	LVL 2	LVL 3	LVL 4	LVL 5		B	M1	M2								
PCB-1242 Peak 1	0.0178 0.0115	0.0152	0.0141	0.0133	0.0122	Ave		0.0140				16.2		20.0			
PCB-1242 Peak 2	0.0250 0.0204	0.0241	0.0235	0.0237	0.0217	Ave		0.0231				7.3		20.0			
PCB-1242 Peak 3	0.0571 0.0487	0.0552	0.0527	0.0541	0.0509	Ave		0.0531				5.7		20.0			
PCB-1242 Peak 4	0.0239 0.0203	0.0234	0.0224	0.0230	0.0214	Ave		0.0224				5.9		20.0			
PCB-1242 Peak 5	0.0097 0.0078	0.0089	0.0087	0.0090	0.0083	Ave		0.0087				7.2		20.0			
PCB-1268 Peak 1	0.1621 0.1512	0.1558	0.1543	0.1621	0.1558	Ave		0.1569				2.8		20.0			
PCB-1268 Peak 2	0.1430 0.1351	0.1398	0.1391	0.1495	0.1406	Ave		0.1412				3.4		20.0			
PCB-1268 Peak 3	0.1268 0.1198	0.1247	0.1224	0.1299	0.1245	Ave		0.1247				2.8		20.0			
PCB-1268 Peak 4	0.0515 0.0487	0.0510	0.0509	0.0540	0.0506	Ave		0.0511				3.3		20.0			
PCB-1268 Peak 5	0.3719 0.3642	0.3614	0.3583	0.3868	0.3719	Ave		0.3691				2.8		20.0			

Note: The M1 coefficient is the same as Ave RRF for an Ave curve type.

FORM VI
PCBS BY INTERNAL STANDARD - INITIAL CALIBRATION DATA
CURVE EVALUATION

Lab Name: TestAmerica Canton Job No.: 240-100062-1 Analy Batch No.: 341695

SDG No.:

Instrument ID: A2HP2 GC Column: CLP-2 (0.53 ID: 0.53(mm) Heated Purge: (Y/N) N

Calibration Start Date: 08/20/2018 19:55 Calibration End Date: 08/20/2018 21:08 Calibration ID: 46581

Calibration Files:

LEVEL:	LAB SAMPLE ID:	LAB FILE ID:
Level 1	STD005 240-341695/10	P2082010.D
Level 2	STD01 240-341695/11	P2082011.D
Level 3	STD02 240-341695/12	P2082012.D
Level 4	STD05 240-341695/13	P2082013.D
Level 5	STD1 240-341695/14	P2082014.D
Level 6	STD15 240-341695/15	P2082015.D

ANALYTE	RRF					CURVE TYPE	COEFFICIENT			#	MIN RRF	%RSD	#	MAX %RSD	R^2 OR COD	#	MIN R^2 OR COD
	LVL 1 LVL 6	LVL 2	LVL 3	LVL 4	LVL 5		B	M1	M2								
PCB-1242 Peak 1	0.0141 0.0109	0.0134	0.0131	0.0128	0.0116	Ave		0.0126				9.4		20.0			
PCB-1242 Peak 2	0.0268 0.0197	0.0245	0.0236	0.0232	0.0211	Ave		0.0232				10.9		20.0			
PCB-1242 Peak 3	0.0494 0.0407	0.0478	0.0466	0.0465	0.0431	Ave		0.0457				7.0		20.0			
PCB-1242 Peak 4	0.0191 0.0168	0.0200	0.0197	0.0196	0.0179	Ave		0.0188				6.7		20.0			
PCB-1242 Peak 5	0.0113 0.0089	0.0107	0.0105	0.0103	0.0094	Ave		0.0102				8.5		20.0			
PCB-1268 Peak 1	0.1019 0.0869	0.0980	0.0944	0.0962	0.0911	Ave		0.0947				5.6		20.0			
PCB-1268 Peak 2	0.0979 0.0830	0.0945	0.0911	0.0935	0.0874	Ave		0.0913				5.9		20.0			
PCB-1268 Peak 3	0.0867 0.0737	0.0836	0.0810	0.0825	0.0772	Ave		0.0808				5.8		20.0			
PCB-1268 Peak 4	0.0356 0.0308	0.0354	0.0340	0.0352	0.0323	Ave		0.0339				5.7		20.0			
PCB-1268 Peak 5	0.2518 0.2184	0.2432	0.2366	0.2445	0.2289	Ave		0.2373				5.1		20.0			

Note: The M1 coefficient is the same as Ave RRF for an Ave curve type.

FORM VI
PCBS BY INTERNAL STANDARD - INITIAL CALIBRATION DATA
CURVE EVALUATION

Lab Name: TestAmerica Canton Job No.: 240-100062-1 Analy Batch No.: 341695

SDG No.:

Instrument ID: A2HP2 GC Column: CLP-1 (0.53 ID: 0.53(mm) Heated Purge: (Y/N) N

Calibration Start Date: 08/20/2018 21:23 Calibration End Date: 08/20/2018 22:36 Calibration ID: 46588

Calibration Files:

LEVEL:	LAB SAMPLE ID:	LAB FILE ID:
Level 1	STD005 240-341695/16	P2082016.D
Level 2	STD01 240-341695/17	P2082017.D
Level 3	STD02 240-341695/18	P2082018.D
Level 4	STD05 240-341695/19	P2082019.D
Level 5	STD1 240-341695/20	P2082020.D
Level 6	STD15 240-341695/21	P2082021.D

ANALYTE	RRF					CURVE TYPE	COEFFICIENT			#	MIN RRF	%RSD	#	MAX %RSD	R^2 OR COD	#	MIN R^2 OR COD
	LVL 1 LVL 6	LVL 2	LVL 3	LVL 4	LVL 5		B	M1	M2								
PCB-1248 Peak 1	0.0134 0.0115	0.0129	0.0132	0.0125	0.0118	Ave		0.0125				5.9		20.0			
PCB-1248 Peak 2	0.0360 0.0327	0.0351	0.0338	0.0340	0.0317	Ave		0.0339				4.6		20.0			
PCB-1248 Peak 3	0.0328 0.0315	0.0336	0.0306	0.0314	0.0299	Ave		0.0316				4.3		20.0			
PCB-1248 Peak 4	0.0253 0.0249	0.0265	0.0249	0.0258	0.0237	Ave		0.0252				3.7		20.0			
PCB-1248 Peak 5	0.0172 0.0160	0.0174	0.0168	0.0167	0.0150	Ave		0.0165				5.4		20.0			

Note: The M1 coefficient is the same as Ave RRF for an Ave curve type.

FORM VI
PCBS BY INTERNAL STANDARD - INITIAL CALIBRATION DATA
CURVE EVALUATION

Lab Name: TestAmerica Canton Job No.: 240-100062-1 Analy Batch No.: 341695

SDG No.:

Instrument ID: A2HP2 GC Column: CLP-2 (0.53 ID: 0.53(mm) Heated Purge: (Y/N) N

Calibration Start Date: 08/20/2018 21:23 Calibration End Date: 08/20/2018 22:36 Calibration ID: 46589

Calibration Files:

LEVEL:	LAB SAMPLE ID:	LAB FILE ID:
Level 1	STD005 240-341695/16	P2082016.D
Level 2	STD01 240-341695/17	P2082017.D
Level 3	STD02 240-341695/18	P2082018.D
Level 4	STD05 240-341695/19	P2082019.D
Level 5	STD1 240-341695/20	P2082020.D
Level 6	STD15 240-341695/21	P2082021.D

ANALYTE	RRF					CURVE TYPE	COEFFICIENT			#	MIN RRF	%RSD	#	MAX %RSD	R^2 OR COD	#	MIN R^2 OR COD
	LVL 1 LVL 6	LVL 2	LVL 3	LVL 4	LVL 5		B	M1	M2								
PCB-1248 Peak 1	0.0135 0.0115	0.0131	0.0132	0.0124	0.0113	Ave		0.0125				7.3		20.0			
PCB-1248 Peak 2	0.0316 0.0283	0.0323	0.0309	0.0300	0.0280	Ave		0.0302				5.8		20.0			
PCB-1248 Peak 3	0.0225 0.0198	0.0226	0.0220	0.0214	0.0197	Ave		0.0213				6.0		20.0			
PCB-1248 Peak 4	0.0226 0.0221	0.0250	0.0233	0.0231	0.0216	Ave		0.0229				5.1		20.0			
PCB-1248 Peak 5	0.0117 0.0120	0.0127	0.0121	0.0124	0.0118	Ave		0.0121				3.1		20.0			

Note: The M1 coefficient is the same as Ave RRF for an Ave curve type.

FORM VI
PCBS BY INTERNAL STANDARD - INITIAL CALIBRATION DATA
CURVE EVALUATION

Lab Name: TestAmerica Canton Job No.: 240-100062-1 Analy Batch No.: 341695

SDG No.:

Instrument ID: A2HP2 GC Column: CLP-1 (0.53 ID: 0.53(mm) Heated Purge: (Y/N) N

Calibration Start Date: 08/20/2018 22:50 Calibration End Date: 08/21/2018 00:03 Calibration ID: 46596

Calibration Files:

LEVEL:	LAB SAMPLE ID:	LAB FILE ID:
Level 1	STD005 240-341695/22	P2082022.D
Level 2	STD01 240-341695/23	P2082023.D
Level 3	STD02 240-341695/24	P2082024.D
Level 4	STD05 240-341695/25	P2082025.D
Level 5	STD1 240-341695/26	P2082026.D
Level 6	STD15 240-341695/27	P2082027.D

ANALYTE	RRF					CURVE TYPE	COEFFICIENT			#	MIN RRF	%RSD	#	MAX %RSD	R^2 OR COD	#	MIN R^2 OR COD
	LVL 1 LVL 6	LVL 2	LVL 3	LVL 4	LVL 5		B	M1	M2								
PCB-1221 Peak 1	0.0091 0.0077	0.0087	0.0083	0.0086	0.0079	Ave		0.0084				6.4		20.0			
PCB-1221 Peak 2	0.0063 0.0048	0.0061	0.0055	0.0056	0.0049	Ave		0.0055				10.8		20.0			
PCB-1221 Peak 3	0.0246 0.0189	0.0239	0.0218	0.0215	0.0195	Ave		0.0217				10.5		20.0			
PCB-1254 Peak 1	0.0285 0.0230	0.0267	0.0248	0.0250	0.0231	Ave		0.0252				8.6		20.0			
PCB-1254 Peak 2	0.0545 0.0483	0.0513	0.0492	0.0512	0.0483	Ave		0.0505				4.7		20.0			
PCB-1254 Peak 3	0.0433 0.0403	0.0408	0.0414	0.0429	0.0397	Ave		0.0414				3.4		20.0			
PCB-1254 Peak 4	0.0394 0.0342	0.0369	0.0354	0.0364	0.0336	Ave		0.0360				5.9		20.0			
PCB-1254 Peak 5	0.0586 0.0513	0.0551	0.0532	0.0545	0.0505	Ave		0.0539				5.5		20.0			

Note: The M1 coefficient is the same as Ave RRF for an Ave curve type.

FORM VI
PCBS BY INTERNAL STANDARD - INITIAL CALIBRATION DATA
CURVE EVALUATION

Lab Name: TestAmerica Canton Job No.: 240-100062-1 Analy Batch No.: 341695

SDG No.:

Instrument ID: A2HP2 GC Column: CLP-2 (0.53 ID: 0.53(mm) Heated Purge: (Y/N) N

Calibration Start Date: 08/20/2018 22:50 Calibration End Date: 08/21/2018 00:03 Calibration ID: 46597

Calibration Files:

LEVEL:	LAB SAMPLE ID:	LAB FILE ID:
Level 1	STD005 240-341695/22	P2082022.D
Level 2	STD01 240-341695/23	P2082023.D
Level 3	STD02 240-341695/24	P2082024.D
Level 4	STD05 240-341695/25	P2082025.D
Level 5	STD1 240-341695/26	P2082026.D
Level 6	STD15 240-341695/27	P2082027.D

ANALYTE	RRF					CURVE TYPE	COEFFICIENT			#	MIN RRF	%RSD	#	MAX %RSD	R^2 OR COD	#	MIN R^2 OR COD
	LVL 1 LVL 6	LVL 2	LVL 3	LVL 4	LVL 5		B	M1	M2								
PCB-1221 Peak 1	0.0115 0.0076	0.0094	0.0090	0.0087	0.0079	Ave		0.0090				15.5		20.0			
PCB-1221 Peak 2	0.0070 0.0049	0.0063	0.0057	0.0057	0.0052	Ave		0.0058				12.7		20.0			
PCB-1221 Peak 3	0.0243 0.0175	0.0225	0.0208	0.0203	0.0185	Ave		0.0207				12.0		20.0			
PCB-1254 Peak 1	0.0266 0.0210	0.0249	0.0237	0.0234	0.0216	Ave		0.0235				8.7		20.0			
PCB-1254 Peak 2	0.0292 0.0230	0.0266	0.0252	0.0257	0.0236	Ave		0.0256				8.8		20.0			
PCB-1254 Peak 3	0.0409 0.0357	0.0381	0.0371	0.0390	0.0362	Ave		0.0378				5.1		20.0			
PCB-1254 Peak 4	0.0286 0.0255	0.0274	0.0265	0.0280	0.0257	Ave		0.0270				4.7		20.0			
PCB-1254 Peak 5	0.0361 0.0321	0.0343	0.0332	0.0350	0.0323	Ave		0.0338				4.6		20.0			

Note: The M1 coefficient is the same as Ave RRF for an Ave curve type.

FORM VI
PCBS BY INTERNAL STANDARD - INITIAL CALIBRATION DATA
CURVE EVALUATION

Lab Name: TestAmerica Canton Job No.: 240-100062-1 Analy Batch No.: 341695

SDG No.:

Instrument ID: A2HP2 GC Column: CLP-1 (0.53 ID: 0.53(mm) Heated Purge: (Y/N) N

Calibration Start Date: 08/21/2018 00:18 Calibration End Date: 08/21/2018 01:31 Calibration ID: 46604

Calibration Files:

LEVEL:	LAB SAMPLE ID:	LAB FILE ID:
Level 1	STD005 240-341695/28	P2082028.D
Level 2	STD01 240-341695/29	P2082029.D
Level 3	STD02 240-341695/30	P2082030.D
Level 4	STD05 240-341695/31	P2082031.D
Level 5	STD1 240-341695/32	P2082032.D
Level 6	STD15 240-341695/33	P2082033.D

ANALYTE	RRF					CURVE TYPE	COEFFICIENT			#	MIN RRF	%RSD	#	MAX %RSD	R^2 OR COD	#	MIN R^2 OR COD
	LVL 1 LVL 6	LVL 2	LVL 3	LVL 4	LVL 5		B	M1	M2								
PCB-1016 Peak 1	0.0210 0.0142	0.0191	0.0163	0.0155	0.0146	Ave		0.0168				16.2		20.0			
PCB-1016 Peak 2	0.0344 0.0257	0.0312	0.0301	0.0276	0.0265	Ave		0.0293				11.3		20.0			
PCB-1016 Peak 3	0.0728 0.0621	0.0690	0.0669	0.0638	0.0632	Ave		0.0663				6.1		20.0			
PCB-1016 Peak 4	0.0303 0.0258	0.0296	0.0286	0.0270	0.0263	Ave		0.0279				6.5		20.0			
PCB-1016 Peak 5	0.0119 0.0100	0.0115	0.0110	0.0105	0.0102	Ave		0.0108				7.0		20.0			
PCB-1260 Peak 1	0.0409 0.0332	0.0389	0.0366	0.0344	0.0337	Ave		0.0363				8.6		20.0			
PCB-1260 Peak 2	0.0630 0.0603	0.0769	0.0658	0.0684	0.0608	Ave		0.0659				9.5		20.0			
PCB-1260 Peak 3	0.0410 0.0442	0.0449	0.0472	0.0443	0.0447	Ave		0.0444				4.5		20.0			
PCB-1260 Peak 4	0.1178 0.1108	0.1140	0.1131	0.1110	0.1113	Ave		0.1130				2.4		20.0			
PCB-1260 Peak 5	0.0475 0.0496	0.0512	0.0510	0.0505	0.0499	Ave		0.0499				2.7		20.0			
Tetrachloro-m-xylene	0.9963 0.8884	0.9663	0.9613	0.9347	0.9155	Ave		0.9437				4.1		20.0			
DCB Decachlorobiphenyl	1.0429 0.8747	0.9982	0.9544	0.9256	0.8930	Ave		0.9481				6.7		20.0			

Note: The M1 coefficient is the same as Ave RRF for an Ave curve type.

FORM VI
PCBS BY INTERNAL STANDARD - INITIAL CALIBRATION DATA
CURVE EVALUATION

Lab Name: TestAmerica Canton Job No.: 240-100062-1 Analy Batch No.: 341695

SDG No.:

Instrument ID: A2HP2 GC Column: CLP-2 (0.53 ID: 0.53(mm) Heated Purge: (Y/N) N

Calibration Start Date: 08/21/2018 00:18 Calibration End Date: 08/21/2018 01:31 Calibration ID: 46605

Calibration Files:

LEVEL:	LAB SAMPLE ID:	LAB FILE ID:
Level 1	STD005 240-341695/28	P2082028.D
Level 2	STD01 240-341695/29	P2082029.D
Level 3	STD02 240-341695/30	P2082030.D
Level 4	STD05 240-341695/31	P2082031.D
Level 5	STD1 240-341695/32	P2082032.D
Level 6	STD15 240-341695/33	P2082033.D

ANALYTE	RRF					CURVE TYPE	COEFFICIENT			#	MIN RRF	%RSD	#	MAX %RSD	R^2 OR COD	#	MIN R^2 OR COD
	LVL 1 LVL 6	LVL 2	LVL 3	LVL 4	LVL 5		B	M1	M2								
PCB-1016 Peak 1	0.0176 0.0132	0.0165	0.0157	0.0142	0.0137	Ave		0.0151				11.3		20.0			
PCB-1016 Peak 2	0.0350 0.0250	0.0316	0.0301	0.0273	0.0260	Ave		0.0292				13.0		20.0			
PCB-1016 Peak 3	0.0651 0.0527	0.0618	0.0585	0.0552	0.0542	Ave		0.0579				8.3		20.0			
PCB-1016 Peak 4	0.0266 0.0217	0.0259	0.0244	0.0231	0.0225	Ave		0.0241				8.1		20.0			
PCB-1016 Peak 5	0.0144 0.0113	0.0137	0.0132	0.0121	0.0117	Ave		0.0127				9.5		20.0			
PCB-1260 Peak 1	0.0296 0.0243	0.0287	0.0266	0.0251	0.0247	Ave		0.0265				8.3		20.0			
PCB-1260 Peak 2	0.0362 0.0305	0.0346	0.0328	0.0310	0.0311	Ave		0.0327				7.0		20.0			
PCB-1260 Peak 3	0.0267 0.0262	0.0274	0.0275	0.0241	0.0267	Ave		0.0264				4.6		20.0			
PCB-1260 Peak 4	0.0750 0.0658	0.0717	0.0684	0.0658	0.0667	Ave		0.0689				5.4		20.0			
PCB-1260 Peak 5	0.0499 0.0443	0.0484	0.0467	0.0454	0.0452	Ave		0.0467				4.5		20.0			
Tetrachloro-m-xylene	1.0205 0.8473	0.9710	0.9466	0.9163	0.8835	Ave		0.9309				6.7		20.0			
DCB Decachlorobiphenyl	0.7111 0.5856	0.6907	0.6731	0.6422	0.6082	Ave		0.6518				7.5		20.0			

Note: The M1 coefficient is the same as Ave RRF for an Ave curve type.

PCBS ANALYSIS RUN LOG

Lab Name: TestAmerica Canton Job No.: 240-100062-1

SDG No.:

Instrument ID: A2HP2 Start Date: 08/23/2018 13:32

Analysis Batch Number: 342254 End Date: 08/24/2018 00:23

LAB SAMPLE ID	CLIENT SAMPLE ID	DATE ANALYZED	DILUTION FACTOR	LAB FILE ID	COLUMN ID
CCV 240-342254/3 CCVIS		08/23/2018 13:32	1		CLP-1 (0.53mm) 0.53(mm)
CCV 240-342254/3 CCVIS		08/23/2018 13:32	1		CLP-2 (0.53mm) 0.53(mm)
CCV 240-342254/4		08/23/2018 13:47	1		CLP-1 (0.53mm) 0.53(mm)
CCV 240-342254/4		08/23/2018 13:47	1	P2082304.D	CLP-2 (0.53mm) 0.53(mm)
CCV 240-342254/5		08/23/2018 14:01	1		CLP-1 (0.53mm) 0.53(mm)
CCV 240-342254/5		08/23/2018 14:01	1	P2082305.D	CLP-2 (0.53mm) 0.53(mm)
CCV 240-342254/6		08/23/2018 14:15	1		CLP-1 (0.53mm) 0.53(mm)
CCV 240-342254/6		08/23/2018 14:15	1	P2082306.D	CLP-2 (0.53mm) 0.53(mm)
CCV 240-342254/7		08/23/2018 14:30	1		CLP-1 (0.53mm) 0.53(mm)
CCV 240-342254/7		08/23/2018 14:30	1	P2082307.D	CLP-2 (0.53mm) 0.53(mm)
ZZZZZ		08/23/2018 14:58	2		CLP-1 (0.53mm) 0.53(mm)
ZZZZZ		08/23/2018 14:58	2		CLP-2 (0.53mm) 0.53(mm)
ZZZZZ		08/23/2018 15:13	2		CLP-1 (0.53mm) 0.53(mm)
ZZZZZ		08/23/2018 15:13	2		CLP-2 (0.53mm) 0.53(mm)
ZZZZZ		08/23/2018 15:27	2		CLP-1 (0.53mm) 0.53(mm)
ZZZZZ		08/23/2018 15:27	2		CLP-2 (0.53mm) 0.53(mm)
ZZZZZ		08/23/2018 15:42	2		CLP-1 (0.53mm) 0.53(mm)
ZZZZZ		08/23/2018 15:42	2		CLP-2 (0.53mm) 0.53(mm)
ZZZZZ		08/23/2018 15:56	1		CLP-1 (0.53mm) 0.53(mm)
ZZZZZ		08/23/2018 15:56	1		CLP-2 (0.53mm) 0.53(mm)
ZZZZZ		08/23/2018 16:11	1		CLP-1 (0.53mm) 0.53(mm)
ZZZZZ		08/23/2018 16:11	1		CLP-2 (0.53mm) 0.53(mm)
ZZZZZ		08/23/2018 16:25	1		CLP-1 (0.53mm) 0.53(mm)
ZZZZZ		08/23/2018 16:25	1		CLP-2 (0.53mm) 0.53(mm)
ZZZZZ		08/23/2018 16:40	1		CLP-1 (0.53mm) 0.53(mm)
ZZZZZ		08/23/2018 16:40	1		CLP-2 (0.53mm) 0.53(mm)
ZZZZZ		08/23/2018 16:54	1		CLP-1 (0.53mm) 0.53(mm)
ZZZZZ		08/23/2018 16:54	1		CLP-2 (0.53mm) 0.53(mm)
ZZZZZ		08/23/2018 17:09	1		CLP-1 (0.53mm) 0.53(mm)
ZZZZZ		08/23/2018 17:09	1		CLP-2 (0.53mm) 0.53(mm)
ZZZZZ		08/23/2018 17:23	5		CLP-1 (0.53mm) 0.53(mm)
ZZZZZ		08/23/2018 17:23	5		CLP-2 (0.53mm) 0.53(mm)
ZZZZZ		08/23/2018 17:38	1		CLP-1 (0.53mm) 0.53(mm)
ZZZZZ		08/23/2018 17:38	1		CLP-2 (0.53mm) 0.53(mm)
ZZZZZ		08/23/2018 17:52	1		CLP-1 (0.53mm) 0.53(mm)
ZZZZZ		08/23/2018 17:52	1		CLP-2 (0.53mm) 0.53(mm)
ZZZZZ		08/23/2018 18:07	1		CLP-1 (0.53mm) 0.53(mm)
ZZZZZ		08/23/2018 18:07	1		CLP-2 (0.53mm) 0.53(mm)
ZZZZZ		08/23/2018 18:21	1		CLP-1 (0.53mm) 0.53(mm)
ZZZZZ		08/23/2018 18:21	1		CLP-2 (0.53mm) 0.53(mm)
ZZZZZ		08/23/2018 18:36	1		CLP-1 (0.53mm) 0.53(mm)
ZZZZZ		08/23/2018 18:36	1		CLP-2 (0.53mm) 0.53(mm)
ZZZZZ		08/23/2018 18:50	1		CLP-1 (0.53mm) 0.53(mm)
ZZZZZ		08/23/2018 18:50	1		CLP-2 (0.53mm) 0.53(mm)

PCBS ANALYSIS RUN LOG

Lab Name: TestAmerica Canton Job No.: 240-100062-1

SDG No.:

Instrument ID: A2HP2 Start Date: 08/23/2018 13:32

Analysis Batch Number: 342254 End Date: 08/24/2018 00:23

LAB SAMPLE ID	CLIENT SAMPLE ID	DATE ANALYZED	DILUTION FACTOR	LAB FILE ID	COLUMN ID
CCVIS 240-342254/28		08/23/2018 19:34	1		CLP-1 (0.53mm) 0.53(mm)
CCVIS 240-342254/28		08/23/2018 19:34	1	P2082328.D	CLP-2 (0.53mm) 0.53(mm)
ZZZZZ		08/23/2018 19:48	1		CLP-1 (0.53mm) 0.53(mm)
ZZZZZ		08/23/2018 19:48	1		CLP-2 (0.53mm) 0.53(mm)
ZZZZZ		08/23/2018 20:03	1		CLP-1 (0.53mm) 0.53(mm)
ZZZZZ		08/23/2018 20:03	1		CLP-2 (0.53mm) 0.53(mm)
ZZZZZ		08/23/2018 20:17	1		CLP-1 (0.53mm) 0.53(mm)
ZZZZZ		08/23/2018 20:17	1		CLP-2 (0.53mm) 0.53(mm)
ZZZZZ		08/23/2018 20:32	1		CLP-1 (0.53mm) 0.53(mm)
ZZZZZ		08/23/2018 20:32	1		CLP-2 (0.53mm) 0.53(mm)
ZZZZZ		08/23/2018 20:46	1		CLP-1 (0.53mm) 0.53(mm)
ZZZZZ		08/23/2018 20:46	1		CLP-2 (0.53mm) 0.53(mm)
ZZZZZ		08/23/2018 21:01	20		CLP-1 (0.53mm) 0.53(mm)
ZZZZZ		08/23/2018 21:01	20		CLP-2 (0.53mm) 0.53(mm)
ZZZZZ		08/23/2018 21:15	20		CLP-1 (0.53mm) 0.53(mm)
ZZZZZ		08/23/2018 21:15	20		CLP-2 (0.53mm) 0.53(mm)
ZZZZZ		08/23/2018 21:30	20		CLP-1 (0.53mm) 0.53(mm)
ZZZZZ		08/23/2018 21:30	20		CLP-2 (0.53mm) 0.53(mm)
ZZZZZ		08/23/2018 21:44	1000		CLP-1 (0.53mm) 0.53(mm)
ZZZZZ		08/23/2018 21:44	1000		CLP-2 (0.53mm) 0.53(mm)
ZZZZZ		08/23/2018 21:59	100		CLP-1 (0.53mm) 0.53(mm)
ZZZZZ		08/23/2018 21:59	100		CLP-2 (0.53mm) 0.53(mm)
ZZZZZ		08/23/2018 22:13	1		CLP-1 (0.53mm) 0.53(mm)
ZZZZZ		08/23/2018 22:13	1		CLP-2 (0.53mm) 0.53(mm)
ZZZZZ		08/23/2018 22:28	1		CLP-1 (0.53mm) 0.53(mm)
ZZZZZ		08/23/2018 22:28	1		CLP-2 (0.53mm) 0.53(mm)
ZZZZZ		08/23/2018 22:42	1		CLP-1 (0.53mm) 0.53(mm)
ZZZZZ		08/23/2018 22:42	1		CLP-2 (0.53mm) 0.53(mm)
MB 240-342016/18-A		08/23/2018 22:57	1	P2082342.D	CLP-1 (0.53mm) 0.53(mm)
MB 240-342016/18-A		08/23/2018 22:57	1	P2082342.D	CLP-2 (0.53mm) 0.53(mm)
LCS 240-342016/19-A		08/23/2018 23:11	1	P2082343.D	CLP-1 (0.53mm) 0.53(mm)
LCS 240-342016/19-A		08/23/2018 23:11	1	P2082343.D	CLP-2 (0.53mm) 0.53(mm)
ZZZZZ		08/23/2018 23:25	1		CLP-1 (0.53mm) 0.53(mm)
ZZZZZ		08/23/2018 23:25	1		CLP-2 (0.53mm) 0.53(mm)
ZZZZZ		08/23/2018 23:40	1		CLP-1 (0.53mm) 0.53(mm)
ZZZZZ		08/23/2018 23:40	1		CLP-2 (0.53mm) 0.53(mm)
ZZZZZ		08/23/2018 23:54	50		CLP-1 (0.53mm) 0.53(mm)
ZZZZZ		08/23/2018 23:54	50		CLP-2 (0.53mm) 0.53(mm)
240-100062-20		08/24/2018 00:09	5	P2082347.D	CLP-1 (0.53mm) 0.53(mm)
240-100062-20		08/24/2018 00:09	5	P2082347.D	CLP-2 (0.53mm) 0.53(mm)
240-100062-22		08/24/2018 00:23	1	P2082348.D	CLP-1 (0.53mm) 0.53(mm)
240-100062-22		08/24/2018 00:23	1	P2082348.D	CLP-2 (0.53mm) 0.53(mm)

FORM VII
PCBS CONTINUING CALIBRATION DATA

Lab Name: TestAmerica Canton Job No.: 240-100062-1

SDG No.:

Lab Sample ID: CCV 240-342254/4 Calibration Date: 08/23/2018 13:47

Instrument ID: A2HP2 Calib Start Date: 08/20/2018 18:28

GC Column: CLP-2 (0.53mm) ID: 0.53(mm) Calib End Date: 08/21/2018 08:31

Lab File ID: P2082304.D Conc. Units: ng/uL

ANALYTE	CURVE TYPE	AVE RRF	RRF	MIN RRF	CALC AMOUNT	SPIKE AMOUNT	%D	MAX %D
PCB-1232 Peak 1	Ave	0.0182	0.0182		0.497	0.500	-0.5	20.0
PCB-1232 Peak 2	Ave	0.0141	0.0144		0.512	0.500	2.5	20.0
PCB-1232 Peak 3	Ave	0.0264	0.0272		0.515	0.500	3.0	20.0
PCB-1232 Peak 4	Ave	0.0111	0.0118		0.531	0.500	6.1	20.0
PCB-1232 Peak 5	Ave	0.0051	0.0056		0.549	0.500	9.8	20.0
PCB-1262 Peak 1	Ave	0.0262	0.0263		0.503	0.500	0.5	20.0
PCB-1262 Peak 2	Ave	0.0390	0.0405		0.519	0.500	3.8	20.0
PCB-1262 Peak 3	Ave	0.0325	0.0326		0.501	0.500	0.3	20.0
PCB-1262 Peak 4	Ave	0.0778	0.0771		0.496	0.500	-0.9	20.0
PCB-1262 Peak 5	Ave	0.0563	0.0561		0.498	0.500	-0.3	20.0

FORM VII
PCBS CONTINUING CALIBRATION DATA

Lab Name: TestAmerica Canton Job No.: 240-100062-1

SDG No.:

Lab Sample ID: CCV 240-342254/5 Calibration Date: 08/23/2018 14:01

Instrument ID: A2HP2 Calib Start Date: 08/20/2018 19:55

GC Column: CLP-2 (0.53mm) ID: 0.53(mm) Calib End Date: 08/20/2018 21:08

Lab File ID: P2082305.D Conc. Units: ng/uL

ANALYTE	CURVE TYPE	AVE RRF	RRF	MIN RRF	CALC AMOUNT	SPIKE AMOUNT	%D	MAX %D
PCB-1242 Peak 1	Ave	0.0126	0.0131		0.517	0.500	3.5	20.0
PCB-1242 Peak 2	Ave	0.0232	0.0240		0.518	0.500	3.6	20.0
PCB-1242 Peak 3	Ave	0.0457	0.0489		0.535	0.500	7.0	20.0
PCB-1242 Peak 4	Ave	0.0188	0.0202		0.535	0.500	7.1	20.0
PCB-1242 Peak 5	Ave	0.0102	0.0111		0.543	0.500	8.5	20.0
PCB-1268 Peak 1	Ave	0.0947	0.0976		0.515	0.500	3.0	20.0
PCB-1268 Peak 2	Ave	0.0913	0.0941		0.516	0.500	3.2	20.0
PCB-1268 Peak 3	Ave	0.0808	0.0822		0.509	0.500	1.8	20.0
PCB-1268 Peak 4	Ave	0.0339	0.0353		0.521	0.500	4.1	20.0
PCB-1268 Peak 5	Ave	0.2373	0.2385		0.503	0.500	0.5	20.0

FORM VII
PCBS CONTINUING CALIBRATION DATA

Lab Name: TestAmerica Canton Job No.: 240-100062-1

SDG No.:

Lab Sample ID: CCV 240-342254/6 Calibration Date: 08/23/2018 14:15

Instrument ID: A2HP2 Calib Start Date: 08/20/2018 21:23

GC Column: CLP-2 (0.53mm) ID: 0.53(mm) Calib End Date: 08/20/2018 22:36

Lab File ID: P2082306.D Conc. Units: ng/uL

ANALYTE	CURVE TYPE	AVE RRF	RRF	MIN RRF	CALC AMOUNT	SPIKE AMOUNT	%D	MAX %D
PCB-1248 Peak 1	Ave	0.0125	0.0129		0.517	0.500	3.4	20.0
PCB-1248 Peak 2	Ave	0.0302	0.0316		0.524	0.500	4.8	20.0
PCB-1248 Peak 3	Ave	0.0213	0.0222		0.520	0.500	4.1	20.0
PCB-1248 Peak 4	Ave	0.0229	0.0246		0.536	0.500	7.3	20.0
PCB-1248 Peak 5	Ave	0.0121	0.0137		0.566	0.500	13.1	20.0

FORM VII
PCBS CONTINUING CALIBRATION DATA

Lab Name: TestAmerica Canton Job No.: 240-100062-1

SDG No.:

Lab Sample ID: CCV 240-342254/7 Calibration Date: 08/23/2018 14:30

Instrument ID: A2HP2 Calib Start Date: 08/20/2018 22:50

GC Column: CLP-2 (0.53mm) ID: 0.53(mm) Calib End Date: 08/21/2018 00:03

Lab File ID: P2082307.D Conc. Units: ng/uL

ANALYTE	CURVE TYPE	AVE RRF	RRF	MIN RRF	CALC AMOUNT	SPIKE AMOUNT	%D	MAX %D
PCB-1221 Peak 1	Ave	0.0090	0.0089		0.491	0.500	-1.9	20.0
PCB-1221 Peak 2	Ave	0.0058	0.0058		0.504	0.500	0.9	20.0
PCB-1221 Peak 3	Ave	0.0207	0.0204		0.493	0.500	-1.4	20.0
PCB-1254 Peak 1	Ave	0.0235	0.0247		0.524	0.500	4.7	20.0
PCB-1254 Peak 2	Ave	0.0256	0.0269		0.526	0.500	5.3	20.0
PCB-1254 Peak 3	Ave	0.0378	0.0399		0.527	0.500	5.4	20.0
PCB-1254 Peak 4	Ave	0.0270	0.0285		0.528	0.500	5.6	20.0
PCB-1254 Peak 5	Ave	0.0338	0.0351		0.518	0.500	3.6	20.0

FORM VII
PCBS CONTINUING CALIBRATION DATA

Lab Name: TestAmerica Canton Job No.: 240-100062-1

SDG No.:

Lab Sample ID: CCVIS 240-342254/28 Calibration Date: 08/23/2018 19:34

Instrument ID: A2HP2 Calib Start Date: 08/21/2018 00:18

GC Column: CLP-2 (0.53mm) ID: 0.53(mm) Calib End Date: 08/21/2018 01:31

Lab File ID: P2082328.D Conc. Units: ng/uL

ANALYTE	CURVE TYPE	AVE RRF	RRF	MIN RRF	CALC AMOUNT	SPIKE AMOUNT	%D	MAX %D
PCB-1016 Peak 1	Ave	0.0151	0.0144		0.476	0.500	-4.8	20.0
PCB-1016 Peak 2	Ave	0.0292	0.0283		0.485	0.500	-3.1	20.0
PCB-1016 Peak 3	Ave	0.0579	0.0587		0.507	0.500	1.4	20.0
PCB-1016 Peak 4	Ave	0.0241	0.0246		0.510	0.500	2.1	20.0
PCB-1016 Peak 5	Ave	0.0127	0.0129		0.507	0.500	1.4	20.0
PCB-1260 Peak 1	Ave	0.0265	0.0272		0.513	0.500	2.6	20.0
PCB-1260 Peak 2	Ave	0.0327	0.0335		0.512	0.500	2.4	20.0
PCB-1260 Peak 3	Ave	0.0264	0.0274		0.518	0.500	3.6	20.0
PCB-1260 Peak 4	Ave	0.0689	0.0686		0.497	0.500	-0.5	20.0
PCB-1260 Peak 5	Ave	0.0467	0.0461		0.494	0.500	-1.3	20.0
Tetrachloro-m-xylene	Ave	0.9309	0.9270		0.0249	0.0250	-0.4	20.0
DCB Decachlorobiphenyl	Ave	0.6518	0.6511		0.0250	0.0250	-0.1	20.0

PCBS ANALYSIS RUN LOG

Lab Name: TestAmerica Canton Job No.: 240-100062-1

SDG No.:

Instrument ID: A2HP2 Start Date: 08/25/2018 17:52

Analysis Batch Number: 342463 End Date: 08/26/2018 00:27

LAB SAMPLE ID	CLIENT SAMPLE ID	DATE ANALYZED	DILUTION FACTOR	LAB FILE ID	COLUMN ID
CCV 240-342463/3 CCVIS		08/25/2018 17:52	1	P2082438.D	CLP-1 (0.53mm) 0.53(mm)
CCV 240-342463/3 CCVIS		08/25/2018 17:52	1		CLP-2 (0.53mm) 0.53(mm)
CCV 240-342463/4		08/25/2018 18:06	1	P2082439.D	CLP-1 (0.53mm) 0.53(mm)
CCV 240-342463/4		08/25/2018 18:06	1		CLP-2 (0.53mm) 0.53(mm)
CCV 240-342463/5		08/25/2018 18:21	1	P2082440.D	CLP-1 (0.53mm) 0.53(mm)
CCV 240-342463/5		08/25/2018 18:21	1		CLP-2 (0.53mm) 0.53(mm)
CCV 240-342463/6		08/25/2018 18:36	1	P2082441.D	CLP-1 (0.53mm) 0.53(mm)
CCV 240-342463/6		08/25/2018 18:36	1		CLP-2 (0.53mm) 0.53(mm)
CCV 240-342463/7		08/25/2018 18:50	1	P2082442.D	CLP-1 (0.53mm) 0.53(mm)
CCV 240-342463/7		08/25/2018 18:50	1		CLP-2 (0.53mm) 0.53(mm)
ZZZZZ		08/25/2018 19:20	1		CLP-1 (0.53mm) 0.53(mm)
ZZZZZ		08/25/2018 19:20	1		CLP-2 (0.53mm) 0.53(mm)
ZZZZZ		08/25/2018 19:34	10		CLP-1 (0.53mm) 0.53(mm)
ZZZZZ		08/25/2018 19:34	10		CLP-2 (0.53mm) 0.53(mm)
ZZZZZ		08/25/2018 20:04	1		CLP-1 (0.53mm) 0.53(mm)
ZZZZZ		08/25/2018 20:04	1		CLP-2 (0.53mm) 0.53(mm)
ZZZZZ		08/25/2018 20:18	1		CLP-1 (0.53mm) 0.53(mm)
ZZZZZ		08/25/2018 20:18	1		CLP-2 (0.53mm) 0.53(mm)
ZZZZZ		08/25/2018 20:33	1		CLP-1 (0.53mm) 0.53(mm)
ZZZZZ		08/25/2018 20:33	1		CLP-2 (0.53mm) 0.53(mm)
ZZZZZ		08/25/2018 20:48	1		CLP-1 (0.53mm) 0.53(mm)
ZZZZZ		08/25/2018 20:48	1		CLP-2 (0.53mm) 0.53(mm)
ZZZZZ		08/25/2018 21:02	1		CLP-1 (0.53mm) 0.53(mm)
ZZZZZ		08/25/2018 21:02	1		CLP-2 (0.53mm) 0.53(mm)
ZZZZZ		08/25/2018 21:17	1		CLP-1 (0.53mm) 0.53(mm)
ZZZZZ		08/25/2018 21:17	1		CLP-2 (0.53mm) 0.53(mm)
ZZZZZ		08/25/2018 21:32	1		CLP-1 (0.53mm) 0.53(mm)
ZZZZZ		08/25/2018 21:32	1		CLP-2 (0.53mm) 0.53(mm)
ZZZZZ		08/25/2018 21:46	1		CLP-1 (0.53mm) 0.53(mm)
ZZZZZ		08/25/2018 21:46	1		CLP-2 (0.53mm) 0.53(mm)
240-100062-23		08/25/2018 22:01	1	P2082455.D	CLP-1 (0.53mm) 0.53(mm)
240-100062-23		08/25/2018 22:01	1	P2082455.D	CLP-2 (0.53mm) 0.53(mm)
240-100062-25		08/25/2018 22:15	1	P2082456.D	CLP-1 (0.53mm) 0.53(mm)
240-100062-25		08/25/2018 22:15	1	P2082456.D	CLP-2 (0.53mm) 0.53(mm)
240-100062-26		08/25/2018 22:30	1	P2082457.D	CLP-1 (0.53mm) 0.53(mm)
240-100062-26		08/25/2018 22:30	1	P2082457.D	CLP-2 (0.53mm) 0.53(mm)
240-100062-28		08/25/2018 22:45	1	P2082458.D	CLP-1 (0.53mm) 0.53(mm)
240-100062-28		08/25/2018 22:45	1	P2082458.D	CLP-2 (0.53mm) 0.53(mm)
MB 240-342186/19-A		08/25/2018 22:59	1	P2082459.D	CLP-1 (0.53mm) 0.53(mm)
MB 240-342186/19-A		08/25/2018 22:59	1	P2082459.D	CLP-2 (0.53mm) 0.53(mm)
LCS 240-342186/20-A		08/25/2018 23:14	1	P2082460.D	CLP-1 (0.53mm) 0.53(mm)
LCS 240-342186/20-A		08/25/2018 23:14	1	P2082460.D	CLP-2 (0.53mm) 0.53(mm)
CCVIS 240-342463/26		08/25/2018 23:29	1	P2082461.D	CLP-1 (0.53mm) 0.53(mm)
CCVIS 240-342463/26		08/25/2018 23:29	1		CLP-2 (0.53mm) 0.53(mm)

8082A

PCBS ANALYSIS RUN LOG

Lab Name: TestAmerica Canton Job No.: 240-100062-1

SDG No.:

Instrument ID: A2HP2 Start Date: 08/25/2018 17:52

Analysis Batch Number: 342463 End Date: 08/26/2018 00:27

LAB SAMPLE ID	CLIENT SAMPLE ID	DATE ANALYZED	DILUTION FACTOR	LAB FILE ID	COLUMN ID
240-100062-29		08/25/2018 23:43	1	P2082462.D	CLP-1 (0.53mm) 0.53(mm)
240-100062-29		08/25/2018 23:43	1	P2082462.D	CLP-2 (0.53mm) 0.53(mm)
240-100062-31		08/25/2018 23:58	5	P2082463.D	CLP-1 (0.53mm) 0.53(mm)
240-100062-31		08/25/2018 23:58	5	P2082463.D	CLP-2 (0.53mm) 0.53(mm)
240-100062-31 MS		08/26/2018 00:13	5	P2082464.D	CLP-1 (0.53mm) 0.53(mm)
240-100062-31 MS		08/26/2018 00:13	5	P2082464.D	CLP-2 (0.53mm) 0.53(mm)
240-100062-31 MSD		08/26/2018 00:27	5	P2082465.D	CLP-1 (0.53mm) 0.53(mm)
240-100062-31 MSD		08/26/2018 00:27	5	P2082465.D	CLP-2 (0.53mm) 0.53(mm)

FORM VII
PCBS CONTINUING CALIBRATION DATA

Lab Name: TestAmerica Canton Job No.: 240-100062-1

SDG No.:

Lab Sample ID: CCV 240-342463/3 Calibration Date: 08/25/2018 17:52

Instrument ID: A2HP2 Calib Start Date: 08/21/2018 00:18

GC Column: CLP-1 (0.53mm) ID: 0.53(mm) Calib End Date: 08/21/2018 01:31

Lab File ID: P2082438.D Conc. Units: ng/uL

ANALYTE	CURVE TYPE	AVE RRF	RRF	MIN RRF	CALC AMOUNT	SPIKE AMOUNT	%D	MAX %D
PCB-1016 Peak 1	Ave	0.0168	0.0147		0.437	0.500	-12.5	20.0
PCB-1016 Peak 2	Ave	0.0293	0.0266		0.455	0.500	-9.1	20.0
PCB-1016 Peak 3	Ave	0.0663	0.0632		0.476	0.500	-4.7	20.0
PCB-1016 Peak 4	Ave	0.0279	0.0266		0.476	0.500	-4.9	20.0
PCB-1016 Peak 5	Ave	0.0108	0.0104		0.479	0.500	-4.1	20.0
PCB-1260 Peak 1	Ave	0.0363	0.0327		0.451	0.500	-9.8	20.0
PCB-1260 Peak 2	Ave	0.0659	0.0609		0.463	0.500	-7.5	20.0
PCB-1260 Peak 3	Ave	0.0444	0.0458		0.515	0.500	3.1	20.0
PCB-1260 Peak 4	Ave	0.1130	0.1097		0.485	0.500	-3.0	20.0
PCB-1260 Peak 5	Ave	0.0499	0.0486		0.486	0.500	-2.7	20.0
Tetrachloro-m-xylene	Ave	0.9437	0.8801		0.0233	0.0250	-6.7	20.0
DCB Decachlorobiphenyl	Ave	0.9481	0.8825		0.0233	0.0250	-6.9	20.0

FORM VII
PCBS CONTINUING CALIBRATION DATA

Lab Name: TestAmerica Canton Job No.: 240-100062-1

SDG No.:

Lab Sample ID: CCV 240-342463/4 Calibration Date: 08/25/2018 18:06

Instrument ID: A2HP2 Calib Start Date: 08/20/2018 18:28

GC Column: CLP-1 (0.53mm) ID: 0.53(mm) Calib End Date: 08/21/2018 08:31

Lab File ID: P2082439.D Conc. Units: ng/uL

ANALYTE	CURVE TYPE	AVE RRF	RRF	MIN RRF	CALC AMOUNT	SPIKE AMOUNT	%D	MAX %D
PCB-1232 Peak 1	Ave	0.0201	0.0180		0.448	0.500	-10.5	20.0
PCB-1232 Peak 2	Ave	0.0137	0.0128		0.467	0.500	-6.7	20.0
PCB-1232 Peak 3	Ave	0.0308	0.0291		0.472	0.500	-5.6	20.0
PCB-1232 Peak 4	Ave	0.0130	0.0124		0.475	0.500	-5.0	20.0
PCB-1232 Peak 5	Ave	0.0044	0.0043		0.489	0.500	-2.3	20.0
PCB-1262 Peak 1	Ave	0.0481	0.0471		0.490	0.500	-2.1	20.0
PCB-1262 Peak 2	Ave	0.0697	0.0694		0.497	0.500	-0.5	20.0
PCB-1262 Peak 3	Ave	0.0531	0.0519		0.489	0.500	-2.2	20.0
PCB-1262 Peak 4	Ave	0.1363	0.1342		0.492	0.500	-1.6	20.0
PCB-1262 Peak 5	Ave	0.0549	0.0545		0.496	0.500	-0.7	20.0

FORM VII
PCBS CONTINUING CALIBRATION DATA

Lab Name: TestAmerica Canton Job No.: 240-100062-1

SDG No.:

Lab Sample ID: CCV 240-342463/5 Calibration Date: 08/25/2018 18:21

Instrument ID: A2HP2 Calib Start Date: 08/20/2018 19:55

GC Column: CLP-1 (0.53mm) ID: 0.53(mm) Calib End Date: 08/20/2018 21:08

Lab File ID: P2082440.D Conc. Units: ng/uL

ANALYTE	CURVE TYPE	AVE RRF	RRF	MIN RRF	CALC AMOUNT	SPIKE AMOUNT	%D	MAX %D
PCB-1242 Peak 1	Ave	0.0140	0.0133		0.477	0.500	-4.7	20.0
PCB-1242 Peak 2	Ave	0.0231	0.0235		0.509	0.500	1.9	20.0
PCB-1242 Peak 3	Ave	0.0531	0.0548		0.516	0.500	3.2	20.0
PCB-1242 Peak 4	Ave	0.0224	0.0233		0.520	0.500	4.0	20.0
PCB-1242 Peak 5	Ave	0.0087	0.0092		0.527	0.500	5.4	20.0
PCB-1268 Peak 1	Ave	0.1569	0.1678		0.535	0.500	7.0	20.0
PCB-1268 Peak 2	Ave	0.1412	0.1514		0.536	0.500	7.2	20.0
PCB-1268 Peak 3	Ave	0.1247	0.1324		0.531	0.500	6.2	20.0
PCB-1268 Peak 4	Ave	0.0511	0.0548		0.536	0.500	7.2	20.0
PCB-1268 Peak 5	Ave	0.3691	0.3889		0.527	0.500	5.4	20.0

FORM VII
PCBS CONTINUING CALIBRATION DATA

Lab Name: TestAmerica Canton Job No.: 240-100062-1

SDG No.:

Lab Sample ID: CCV 240-342463/6 Calibration Date: 08/25/2018 18:36

Instrument ID: A2HP2 Calib Start Date: 08/20/2018 21:23

GC Column: CLP-1 (0.53mm) ID: 0.53(mm) Calib End Date: 08/20/2018 22:36

Lab File ID: P2082441.D Conc. Units: ng/uL

ANALYTE	CURVE TYPE	AVE RRF	RRF	MIN RRF	CALC AMOUNT	SPIKE AMOUNT	%D	MAX %D
PCB-1248 Peak 1	Ave	0.0125	0.0129		0.513	0.500	2.7	20.0
PCB-1248 Peak 2	Ave	0.0339	0.0351		0.517	0.500	3.4	20.0
PCB-1248 Peak 3	Ave	0.0316	0.0332		0.525	0.500	5.0	20.0
PCB-1248 Peak 4	Ave	0.0252	0.0267		0.530	0.500	5.9	20.0
PCB-1248 Peak 5	Ave	0.0165	0.0175		0.528	0.500	5.5	20.0

FORM VII
PCBS CONTINUING CALIBRATION DATA

Lab Name: TestAmerica Canton Job No.: 240-100062-1

SDG No.:

Lab Sample ID: CCV 240-342463/7 Calibration Date: 08/25/2018 18:50

Instrument ID: A2HP2 Calib Start Date: 08/20/2018 22:50

GC Column: CLP-1 (0.53mm) ID: 0.53(mm) Calib End Date: 08/21/2018 00:03

Lab File ID: P2082442.D Conc. Units: ng/uL

ANALYTE	CURVE TYPE	AVE RRF	RRF	MIN RRF	CALC AMOUNT	SPIKE AMOUNT	%D	MAX %D
PCB-1221 Peak 1	Ave	0.0084	0.0084		0.500	0.500	-0.0	20.0
PCB-1221 Peak 2	Ave	0.0055	0.0054		0.491	0.500	-1.8	20.0
PCB-1221 Peak 3	Ave	0.0217	0.0210		0.483	0.500	-3.4	20.0
PCB-1254 Peak 1	Ave	0.0252	0.0247		0.491	0.500	-1.8	20.0
PCB-1254 Peak 2	Ave	0.0505	0.0518		0.513	0.500	2.6	20.0
PCB-1254 Peak 3	Ave	0.0414	0.0434		0.524	0.500	4.9	20.0
PCB-1254 Peak 4	Ave	0.0360	0.0367		0.510	0.500	2.0	20.0
PCB-1254 Peak 5	Ave	0.0539	0.0546		0.507	0.500	1.3	20.0

FORM VII
PCBS CONTINUING CALIBRATION DATA

Lab Name: TestAmerica Canton Job No.: 240-100062-1

SDG No.:

Lab Sample ID: CCVIS 240-342463/26 Calibration Date: 08/25/2018 23:29

Instrument ID: A2HP2 Calib Start Date: 08/21/2018 00:18

GC Column: CLP-1 (0.53mm) ID: 0.53(mm) Calib End Date: 08/21/2018 01:31

Lab File ID: P2082461.D Conc. Units: ng/uL

ANALYTE	CURVE TYPE	AVE RRF	RRF	MIN RRF	CALC AMOUNT	SPIKE AMOUNT	%D	MAX %D
PCB-1016 Peak 1	Ave	0.0168	0.0152		0.453	0.500	-9.4	20.0
PCB-1016 Peak 2	Ave	0.0293	0.0268		0.457	0.500	-8.5	20.0
PCB-1016 Peak 3	Ave	0.0663	0.0627		0.472	0.500	-5.5	20.0
PCB-1016 Peak 4	Ave	0.0279	0.0257		0.460	0.500	-8.1	20.0
PCB-1016 Peak 5	Ave	0.0108	0.0099		0.455	0.500	-9.1	20.0
PCB-1260 Peak 1	Ave	0.0363	0.0339		0.468	0.500	-6.4	20.0
PCB-1260 Peak 2	Ave	0.0659	0.0658		0.499	0.500	-0.2	20.0
PCB-1260 Peak 3	Ave	0.0444	0.0457		0.514	0.500	2.8	20.0
PCB-1260 Peak 4	Ave	0.1130	0.1110		0.491	0.500	-1.7	20.0
PCB-1260 Peak 5	Ave	0.0499	0.0498		0.498	0.500	-0.3	20.0
Tetrachloro-m-xylene	Ave	0.9437	0.9218		0.0244	0.0250	-2.3	20.0
DCB Decachlorobiphenyl	Ave	0.9481	0.8802		0.0232	0.0250	-7.2	20.0

PCBS ANALYSIS RUN LOG

Lab Name: TestAmerica Canton Job No.: 240-100062-1

SDG No.:

Instrument ID: A2HP2 Start Date: 08/29/2018 12:07

Analysis Batch Number: 343040 End Date: 08/29/2018 20:39

LAB SAMPLE ID	CLIENT SAMPLE ID	DATE ANALYZED	DILUTION FACTOR	LAB FILE ID	COLUMN ID
CCV 240-343040/3 CCVIS		08/29/2018 12:07	1	P2082903.D	CLP-1 (0.53mm) 0.53(mm)
CCV 240-343040/3 CCVIS		08/29/2018 12:07	1		CLP-2 (0.53mm) 0.53(mm)
CCV 240-343040/4		08/29/2018 12:21	1	P2082904.D	CLP-1 (0.53mm) 0.53(mm)
CCV 240-343040/4		08/29/2018 12:21	1		CLP-2 (0.53mm) 0.53(mm)
CCV 240-343040/5		08/29/2018 12:36	1	P2082905.D	CLP-1 (0.53mm) 0.53(mm)
CCV 240-343040/5		08/29/2018 12:36	1		CLP-2 (0.53mm) 0.53(mm)
CCV 240-343040/6		08/29/2018 12:51	1	P2082906.D	CLP-1 (0.53mm) 0.53(mm)
CCV 240-343040/6		08/29/2018 12:51	1		CLP-2 (0.53mm) 0.53(mm)
CCV 240-343040/7		08/29/2018 13:06	1	P2082907.D	CLP-1 (0.53mm) 0.53(mm)
CCV 240-343040/7		08/29/2018 13:06	1		CLP-2 (0.53mm) 0.53(mm)
240-100062-40		08/29/2018 16:29	5	P2082909.D	CLP-1 (0.53mm) 0.53(mm)
240-100062-40		08/29/2018 16:29	5	P2082909.D	CLP-2 (0.53mm) 0.53(mm)
ZZZZZ		08/29/2018 16:44	1		CLP-1 (0.53mm) 0.53(mm)
ZZZZZ		08/29/2018 16:44	1		CLP-2 (0.53mm) 0.53(mm)
ZZZZZ		08/29/2018 16:58	1		CLP-1 (0.53mm) 0.53(mm)
ZZZZZ		08/29/2018 16:58	1		CLP-2 (0.53mm) 0.53(mm)
ZZZZZ		08/29/2018 17:13	1		CLP-1 (0.53mm) 0.53(mm)
ZZZZZ		08/29/2018 17:13	1		CLP-2 (0.53mm) 0.53(mm)
ZZZZZ		08/29/2018 17:28	1		CLP-1 (0.53mm) 0.53(mm)
ZZZZZ		08/29/2018 17:28	1		CLP-2 (0.53mm) 0.53(mm)
ZZZZZ		08/29/2018 17:43	1		CLP-1 (0.53mm) 0.53(mm)
ZZZZZ		08/29/2018 17:43	1		CLP-2 (0.53mm) 0.53(mm)
ZZZZZ		08/29/2018 17:57	1		CLP-1 (0.53mm) 0.53(mm)
ZZZZZ		08/29/2018 17:57	1		CLP-2 (0.53mm) 0.53(mm)
ZZZZZ		08/29/2018 18:12	1		CLP-1 (0.53mm) 0.53(mm)
ZZZZZ		08/29/2018 18:12	1		CLP-2 (0.53mm) 0.53(mm)
ZZZZZ		08/29/2018 18:27	1		CLP-1 (0.53mm) 0.53(mm)
ZZZZZ		08/29/2018 18:27	1		CLP-2 (0.53mm) 0.53(mm)
ZZZZZ		08/29/2018 18:42	1		CLP-1 (0.53mm) 0.53(mm)
ZZZZZ		08/29/2018 18:42	1		CLP-2 (0.53mm) 0.53(mm)
ZZZZZ		08/29/2018 18:56	1		CLP-1 (0.53mm) 0.53(mm)
ZZZZZ		08/29/2018 18:56	1		CLP-2 (0.53mm) 0.53(mm)
ZZZZZ		08/29/2018 19:11	1		CLP-1 (0.53mm) 0.53(mm)
ZZZZZ		08/29/2018 19:11	1		CLP-2 (0.53mm) 0.53(mm)
ZZZZZ		08/29/2018 19:26	1		CLP-1 (0.53mm) 0.53(mm)
ZZZZZ		08/29/2018 19:26	1		CLP-2 (0.53mm) 0.53(mm)
ZZZZZ		08/29/2018 19:40	1		CLP-1 (0.53mm) 0.53(mm)
ZZZZZ		08/29/2018 19:40	1		CLP-2 (0.53mm) 0.53(mm)
ZZZZZ		08/29/2018 19:55	1		CLP-1 (0.53mm) 0.53(mm)
ZZZZZ		08/29/2018 19:55	1		CLP-2 (0.53mm) 0.53(mm)
ZZZZZ		08/29/2018 20:09	1		CLP-1 (0.53mm) 0.53(mm)
ZZZZZ		08/29/2018 20:09	1		CLP-2 (0.53mm) 0.53(mm)
ZZZZZ		08/29/2018 20:24	1		CLP-1 (0.53mm) 0.53(mm)
ZZZZZ		08/29/2018 20:24	1		CLP-2 (0.53mm) 0.53(mm)

8082A

FORM VII
PCBS CONTINUING CALIBRATION DATA

Lab Name: TestAmerica Canton Job No.: 240-100062-1

SDG No.:

Lab Sample ID: CCV 240-343040/3 Calibration Date: 08/29/2018 12:07

Instrument ID: A2HP2 Calib Start Date: 08/21/2018 00:18

GC Column: CLP-1 (0.53mm) ID: 0.53(mm) Calib End Date: 08/21/2018 01:31

Lab File ID: P2082903.D Conc. Units: ng/uL

ANALYTE	CURVE TYPE	AVE RRF	RRF	MIN RRF	CALC AMOUNT	SPIKE AMOUNT	%D	MAX %D
PCB-1016 Peak 1	Ave	0.0168	0.0150		0.448	0.500	-10.5	20.0
PCB-1016 Peak 2	Ave	0.0293	0.0274		0.468	0.500	-6.5	20.0
PCB-1016 Peak 3	Ave	0.0663	0.0644		0.486	0.500	-2.9	20.0
PCB-1016 Peak 4	Ave	0.0279	0.0272		0.486	0.500	-2.8	20.0
PCB-1016 Peak 5	Ave	0.0108	0.0107		0.494	0.500	-1.2	20.0
PCB-1260 Peak 1	Ave	0.0363	0.0338		0.466	0.500	-6.7	20.0
PCB-1260 Peak 2	Ave	0.0659	0.0621		0.471	0.500	-5.7	20.0
PCB-1260 Peak 3	Ave	0.0444	0.0459		0.517	0.500	3.3	20.0
PCB-1260 Peak 4	Ave	0.1130	0.1093		0.484	0.500	-3.3	20.0
PCB-1260 Peak 5	Ave	0.0499	0.0481		0.482	0.500	-3.7	20.0
Tetrachloro-m-xylene	Ave	0.9437	0.9147		0.0242	0.0250	-3.1	20.0
DCB Decachlorobiphenyl	Ave	0.9481	0.8814		0.0232	0.0250	-7.0	20.0

FORM VII
PCBS CONTINUING CALIBRATION DATA

Lab Name: TestAmerica Canton Job No.: 240-100062-1

SDG No.:

Lab Sample ID: CCV 240-343040/4 Calibration Date: 08/29/2018 12:21

Instrument ID: A2HP2 Calib Start Date: 08/20/2018 18:28

GC Column: CLP-1 (0.53mm) ID: 0.53(mm) Calib End Date: 08/21/2018 08:31

Lab File ID: P2082904.D Conc. Units: ng/uL

ANALYTE	CURVE TYPE	AVE RRF	RRF	MIN RRF	CALC AMOUNT	SPIKE AMOUNT	%D	MAX %D
PCB-1232 Peak 1	Ave	0.0201	0.0180		0.449	0.500	-10.2	20.0
PCB-1232 Peak 2	Ave	0.0137	0.0130		0.474	0.500	-5.2	20.0
PCB-1232 Peak 3	Ave	0.0308	0.0296		0.481	0.500	-3.8	20.0
PCB-1232 Peak 4	Ave	0.0130	0.0126		0.483	0.500	-3.3	20.0
PCB-1232 Peak 5	Ave	0.0044	0.0044		0.500	0.500	-0.0	20.0
PCB-1262 Peak 1	Ave	0.0481	0.0478		0.497	0.500	-0.6	20.0
PCB-1262 Peak 2	Ave	0.0697	0.0703		0.504	0.500	0.7	20.0
PCB-1262 Peak 3	Ave	0.0531	0.0525		0.494	0.500	-1.1	20.0
PCB-1262 Peak 4	Ave	0.1363	0.1386		0.508	0.500	1.7	20.0
PCB-1262 Peak 5	Ave	0.0549	0.0542		0.493	0.500	-1.3	20.0

FORM VII
PCBS CONTINUING CALIBRATION DATA

Lab Name: TestAmerica Canton Job No.: 240-100062-1

SDG No.:

Lab Sample ID: CCV 240-343040/5 Calibration Date: 08/29/2018 12:36

Instrument ID: A2HP2 Calib Start Date: 08/20/2018 19:55

GC Column: CLP-1 (0.53mm) ID: 0.53(mm) Calib End Date: 08/20/2018 21:08

Lab File ID: P2082905.D Conc. Units: ng/uL

ANALYTE	CURVE TYPE	AVE RRF	RRF	MIN RRF	CALC AMOUNT	SPIKE AMOUNT	%D	MAX %D
PCB-1242 Peak 1	Ave	0.0140	0.0131		0.467	0.500	-6.6	20.0
PCB-1242 Peak 2	Ave	0.0231	0.0234		0.507	0.500	1.4	20.0
PCB-1242 Peak 3	Ave	0.0531	0.0543		0.511	0.500	2.2	20.0
PCB-1242 Peak 4	Ave	0.0224	0.0231		0.515	0.500	3.0	20.0
PCB-1242 Peak 5	Ave	0.0087	0.0091		0.519	0.500	3.8	20.0
PCB-1268 Peak 1	Ave	0.1569	0.1622		0.517	0.500	3.4	20.0
PCB-1268 Peak 2	Ave	0.1412	0.1495		0.530	0.500	5.9	20.0
PCB-1268 Peak 3	Ave	0.1247	0.1283		0.515	0.500	2.9	20.0
PCB-1268 Peak 4	Ave	0.0511	0.0532		0.520	0.500	4.1	20.0
PCB-1268 Peak 5	Ave	0.3691	0.3742		0.507	0.500	1.4	20.0

FORM VII
PCBS CONTINUING CALIBRATION DATA

Lab Name: TestAmerica Canton Job No.: 240-100062-1

SDG No.:

Lab Sample ID: CCV 240-343040/6 Calibration Date: 08/29/2018 12:51

Instrument ID: A2HP2 Calib Start Date: 08/20/2018 21:23

GC Column: CLP-1 (0.53mm) ID: 0.53(mm) Calib End Date: 08/20/2018 22:36

Lab File ID: P2082906.D Conc. Units: ng/uL

ANALYTE	CURVE TYPE	AVE RRF	RRF	MIN RRF	CALC AMOUNT	SPIKE AMOUNT	%D	MAX %D
PCB-1248 Peak 1	Ave	0.0125	0.0121		0.481	0.500	-3.8	20.0
PCB-1248 Peak 2	Ave	0.0339	0.0321		0.473	0.500	-5.3	20.0
PCB-1248 Peak 3	Ave	0.0316	0.0309		0.488	0.500	-2.4	20.0
PCB-1248 Peak 4	Ave	0.0252	0.0237		0.472	0.500	-5.7	20.0
PCB-1248 Peak 5	Ave	0.0165	0.0162		0.489	0.500	-2.1	20.0

FORM IV
PCBS METHOD BLANK SUMMARY

Lab Name: TestAmerica Canton Job No.: 240-100062-1

SDG No.:

Lab Sample ID: MB 240-342016/18-A

Matrix: Solid Date Extracted: 08/22/2018 10:11

Lab File ID:(1) P2082342.D Lab File ID:(2) P2082342.D

Date Analyzed:(1) 08/23/2018 22:57 Date Analyzed:(2) 08/23/2018 22:57

Instrument ID:(1) A2HP2 Instrument ID:(2) A2HP2

GC Column:(1) CLP-2 (0.53m ID: 0.53(mm) GC Column:(2) CLP-1 (0.53m ID: 0.53(mm)

THIS METHOD BLANK APPLIES TO THE FOLLOWING SAMPLES:

CLIENT SAMPLE ID	LAB SAMPLE ID	DATE ANALYZED 1	DATE ANALYZED 2
	LCS 240-342016/19-A	08/23/2018 23:11	08/23/2018 23:11
CPP-SB-1854-0.5-1.0	240-100062-20	08/24/2018 00:09	08/24/2018 00:09
CPP-SB-1855-0.0-0.5	240-100062-22	08/24/2018 00:23	08/24/2018 00:23

FORM VII
PCBS CONTINUING CALIBRATION DATA

Lab Name: TestAmerica Canton Job No.: 240-100062-1

SDG No.:

Lab Sample ID: CCV 240-343040/7 Calibration Date: 08/29/2018 13:06

Instrument ID: A2HP2 Calib Start Date: 08/20/2018 22:50

GC Column: CLP-1 (0.53mm) ID: 0.53(mm) Calib End Date: 08/21/2018 00:03

Lab File ID: P2082907.D Conc. Units: ng/uL

ANALYTE	CURVE TYPE	AVE RRF	RRF	MIN RRF	CALC AMOUNT	SPIKE AMOUNT	%D	MAX %D
PCB-1221 Peak 1	Ave	0.0084	0.0088		0.527	0.500	5.5	20.0
PCB-1221 Peak 2	Ave	0.0055	0.0059		0.532	0.500	6.4	20.0
PCB-1221 Peak 3	Ave	0.0217	0.0224		0.516	0.500	3.2	20.0
PCB-1254 Peak 1	Ave	0.0252	0.0240		0.477	0.500	-4.5	20.0
PCB-1254 Peak 2	Ave	0.0505	0.0503		0.499	0.500	-0.3	20.0
PCB-1254 Peak 3	Ave	0.0414	0.0426		0.514	0.500	2.8	20.0
PCB-1254 Peak 4	Ave	0.0360	0.0366		0.509	0.500	1.9	20.0
PCB-1254 Peak 5	Ave	0.0539	0.0544		0.505	0.500	1.0	20.0

FORM I
PCBS ORGANICS ANALYSIS DATA SHEET

Lab Name: TestAmerica Canton | Job No.: 240-100062-1

SDG No.:

Client Sample ID: | Lab Sample ID: MB 240-342016/18-A

Matrix: Solid | Lab File ID: P2082342.D

Analysis Method: 8082A | Date Collected:

Extraction Method: 3540C | Date Extracted: 08/22/2018 10:11

Sample wt/vol: 10(g) | Date Analyzed: 08/23/2018 22:57

Con. Extract Vol.: 10(mL) | Dilution Factor: 1

Injection Volume: 1(uL) | GC Column: CLP-2 (0.53mm) ID: 0.53(mm)

% Moisture: | GPC Cleanup:(Y/N) N

Analysis Batch No.: 342254 | Units: ug/Kg

CAS NO.	COMPOUND NAME	RESULT	Q	RL	MDL
12674-11-2	Aroclor-1016	22	U	50	22
11104-28-2	Aroclor-1221	24	U	50	24
11141-16-5	Aroclor-1232	23	U	50	23
53469-21-9	Aroclor-1242	19	U	50	19
12672-29-6	Aroclor-1248	24	U	50	24
11097-69-1	Aroclor-1254	23	U	50	23
11096-82-5	Aroclor-1260	22	U	50	22
37324-23-5	Aroclor-1262	31	U	50	31
11100-14-4	Aroclor-1268	23	U	50	23

CAS NO.	SURROGATE	%REC	Q	LIMITS
877-09-8	Tetrachloro-m-xylene	75		14-128
2051-24-3	DCB Decachlorobiphenyl	76		10-132

FORM III
PCBS LAB CONTROL SAMPLE RECOVERY

Lab Name: TestAmerica Canton Job No.: 240-100062-1

SDG No.:

Matrix: Solid Level: Low Lab File ID: P2082343.D

Lab ID: LCS 240-342016/19-A Client ID:

COMPOUND	SPIKE ADDED (ug/Kg)	LCS CONCENTRATION (ug/Kg)	LCS % REC	QC LIMITS REC	#
Aroclor-1016	1000	771	77	47-120	
Aroclor-1260	1000	828	83	46-120	

Column to be used to flag recovery and RPD values

FORM III 8082A

FORM IV
PCBS METHOD BLANK SUMMARY

Lab Name: TestAmerica Canton Job No.: 240-100062-1

SDG No.:

Lab Sample ID: MB 240-342186/19-A

Matrix: Solid Date Extracted: 08/23/2018 08:02

Lab File ID:(1) P2082459.D Lab File ID:(2) P2082459.D

Date Analyzed:(1) 08/25/2018 22:59 Date Analyzed:(2) 08/25/2018 22:59

Instrument ID:(1) A2HP2 Instrument ID:(2) A2HP2

GC Column:(1) CLP-2 (0.53m ID: 0.53(mm) GC Column:(2) CLP-1 (0.53m ID: 0.53(mm)

THIS METHOD BLANK APPLIES TO THE FOLLOWING SAMPLES:

CLIENT SAMPLE ID	LAB SAMPLE ID	DATE ANALYZED 1	DATE ANALYZED 2
CPP-SB-1855-0.5-1.0	240-100062-23	08/25/2018 22:01	08/25/2018 22:01
CPP-SB-1856-0.0-0.5	240-100062-25	08/25/2018 22:15	08/25/2018 22:15
CPP-SB-1856-0.5-1.0	240-100062-26	08/25/2018 22:30	08/25/2018 22:30
CPP-SB-1857-0.0-0.5	240-100062-28	08/25/2018 22:45	08/25/2018 22:45
	LCS 240-342186/20-A	08/25/2018 23:14	08/25/2018 23:14
CPP-SB-1857-0.5-1.0	240-100062-29	08/25/2018 23:43	08/25/2018 23:43
CPP-SB-1858-0.0-0.5	240-100062-31	08/25/2018 23:58	08/25/2018 23:58
CPP-SB-1858-0.0-0.5 MS	240-100062-31 MS	08/26/2018 00:13	08/26/2018 00:13
CPP-SB-1858-0.0-0.5 MSD	240-100062-31 MSD	08/26/2018 00:27	08/26/2018 00:27

FORM I
PCBS ORGANICS ANALYSIS DATA SHEET

Lab Name: TestAmerica Canton | Job No.: 240-100062-1

SDG No.:

Client Sample ID: | Lab Sample ID: MB 240-342186/19-A

Matrix: Solid | Lab File ID: P2082459.D

Analysis Method: 8082A | Date Collected:

Extraction Method: 3540C | Date Extracted: 08/23/2018 08:02

Sample wt/vol: 10(g) | Date Analyzed: 08/25/2018 22:59

Con. Extract Vol.: 10(mL) | Dilution Factor: 1

Injection Volume: 1(uL) | GC Column: CLP-1 (0.53mm) ID: 0.53(mm)

% Moisture: | GPC Cleanup:(Y/N) N

Analysis Batch No.: 342463 | Units: ug/Kg

CAS NO.	COMPOUND NAME	RESULT	Q	RL	MDL
12674-11-2	Aroclor-1016	22	U	50	22
11104-28-2	Aroclor-1221	24	U	50	24
11141-16-5	Aroclor-1232	23	U	50	23
53469-21-9	Aroclor-1242	19	U	50	19
12672-29-6	Aroclor-1248	24	U	50	24
11097-69-1	Aroclor-1254	23	U	50	23
11096-82-5	Aroclor-1260	22	U	50	22
37324-23-5	Aroclor-1262	31	U	50	31
11100-14-4	Aroclor-1268	23	U	50	23

CAS NO.	SURROGATE	%REC	Q	LIMITS
877-09-8	Tetrachloro-m-xylene	65		14-128
2051-24-3	DCB Decachlorobiphenyl	89		10-132

FORM III
PCBS LAB CONTROL SAMPLE RECOVERY

Lab Name: TestAmerica Canton Job No.: 240-100062-1

SDG No.:

Matrix: Solid Level: Low Lab File ID: P2082460.D

Lab ID: LCS 240-342186/20-A Client ID:

COMPOUND	SPIKE ADDED (ug/Kg)	LCS CONCENTRATION (ug/Kg)	LCS % REC	QC LIMITS REC	#
Aroclor-1016	1000	644	64	47-120	
Aroclor-1260	1000	768	77	46-120	

Column to be used to flag recovery and RPD values

FORM III 8082A

PCBS ANALYSIS RUN LOG

Lab Name: TestAmerica Canton Job No.: 240-100062-1

SDG No.:

Instrument ID: A2HP13 Start Date: 07/23/2018 16:05

Analysis Batch Number: 337545 End Date: 07/24/2018 02:51

LAB SAMPLE ID	CLIENT SAMPLE ID	DATE ANALYZED	DILUTION FACTOR	LAB FILE ID	COLUMN ID
STD005 240-337545/4 IC		07/23/2018 16:05	1	P13072304.D	CLP-1 (0.53mm) 0.53(mm)
STD005 240-337545/4 IC		07/23/2018 16:05	1	P13072304.D	CLP-2 (0.53mm) 0.53(mm)
STD01 240-337545/5 IC		07/23/2018 16:23	1	P13072305.D	CLP-1 (0.53mm) 0.53(mm)
STD01 240-337545/5 IC		07/23/2018 16:23	1	P13072305.D	CLP-2 (0.53mm) 0.53(mm)
STD02 240-337545/6 IC		07/23/2018 16:40	1	P13072306.D	CLP-1 (0.53mm) 0.53(mm)
STD02 240-337545/6 IC		07/23/2018 16:40	1	P13072306.D	CLP-2 (0.53mm) 0.53(mm)
STD05 240-337545/7 IC		07/23/2018 16:58	1	P13072307.D	CLP-1 (0.53mm) 0.53(mm)
STD05 240-337545/7 IC		07/23/2018 16:58	1	P13072307.D	CLP-2 (0.53mm) 0.53(mm)
STD1 240-337545/8 IC		07/23/2018 17:15	1	P13072308.D	CLP-1 (0.53mm) 0.53(mm)
STD1 240-337545/8 IC		07/23/2018 17:15	1	P13072308.D	CLP-2 (0.53mm) 0.53(mm)
STD15 240-337545/9 IC		07/23/2018 17:32	1	P13072309.D	CLP-1 (0.53mm) 0.53(mm)
STD15 240-337545/9 IC		07/23/2018 17:32	1	P13072309.D	CLP-2 (0.53mm) 0.53(mm)
STD005 240-337545/10 IC		07/23/2018 17:50	1	P13072310.D	CLP-1 (0.53mm) 0.53(mm)
STD005 240-337545/10 IC		07/23/2018 17:50	1	P13072310.D	CLP-2 (0.53mm) 0.53(mm)
STD01 240-337545/11 IC		07/23/2018 18:07	1	P13072311.D	CLP-1 (0.53mm) 0.53(mm)
STD01 240-337545/11 IC		07/23/2018 18:07	1	P13072311.D	CLP-2 (0.53mm) 0.53(mm)
STD02 240-337545/12 IC		07/23/2018 18:25	1	P13072312.D	CLP-1 (0.53mm) 0.53(mm)
STD02 240-337545/12 IC		07/23/2018 18:25	1	P13072312.D	CLP-2 (0.53mm) 0.53(mm)
STD05 240-337545/13 IC		07/23/2018 18:42	1	P13072313.D	CLP-1 (0.53mm) 0.53(mm)
STD05 240-337545/13 IC		07/23/2018 18:42	1	P13072313.D	CLP-2 (0.53mm) 0.53(mm)
STD1 240-337545/14 IC		07/23/2018 19:00	1	P13072314.D	CLP-1 (0.53mm) 0.53(mm)
STD1 240-337545/14 IC		07/23/2018 19:00	1	P13072314.D	CLP-2 (0.53mm) 0.53(mm)
STD15 240-337545/15 IC		07/23/2018 19:17	1	P13072315.D	CLP-1 (0.53mm) 0.53(mm)
STD15 240-337545/15 IC		07/23/2018 19:17	1	P13072315.D	CLP-2 (0.53mm) 0.53(mm)
STD005 240-337545/16 IC		07/23/2018 19:35	1	P13072316.D	CLP-1 (0.53mm) 0.53(mm)
STD005 240-337545/16 IC		07/23/2018 19:35	1	P13072316.D	CLP-2 (0.53mm) 0.53(mm)
STD01 240-337545/17 IC		07/23/2018 19:52	1	P13072317.D	CLP-1 (0.53mm) 0.53(mm)
STD01 240-337545/17 IC		07/23/2018 19:52	1	P13072317.D	CLP-2 (0.53mm) 0.53(mm)
STD02 240-337545/18 IC		07/23/2018 20:10	1	P13072318.D	CLP-1 (0.53mm) 0.53(mm)
STD02 240-337545/18 IC		07/23/2018 20:10	1	P13072318.D	CLP-2 (0.53mm) 0.53(mm)
STD05 240-337545/19 IC		07/23/2018 20:27	1	P13072319.D	CLP-1 (0.53mm) 0.53(mm)
STD05 240-337545/19 IC		07/23/2018 20:27	1	P13072319.D	CLP-2 (0.53mm) 0.53(mm)

PCBS ANALYSIS RUN LOG

Lab Name: TestAmerica Canton Job No.: 240-100062-1

SDG No.:

Instrument ID: A2HP13 Start Date: 07/23/2018 16:05

Analysis Batch Number: 337545 End Date: 07/24/2018 02:51

LAB SAMPLE ID	CLIENT SAMPLE ID	DATE ANALYZED	DILUTION FACTOR	LAB FILE ID	COLUMN ID
STD1 240-337545/20 IC		07/23/2018 20:44	1	P13072320.D	CLP-1 (0.53mm) 0.53(mm)
STD1 240-337545/20 IC		07/23/2018 20:44	1	P13072320.D	CLP-2 (0.53mm) 0.53(mm)
STD15 240-337545/21 IC		07/23/2018 21:02	1	P13072321.D	CLP-1 (0.53mm) 0.53(mm)
STD15 240-337545/21 IC		07/23/2018 21:02	1	P13072321.D	CLP-2 (0.53mm) 0.53(mm)
STD005 240-337545/22 IC		07/23/2018 21:19	1	P13072322.D	CLP-1 (0.53mm) 0.53(mm)
STD005 240-337545/22 IC		07/23/2018 21:19	1	P13072322.D	CLP-2 (0.53mm) 0.53(mm)
STD01 240-337545/23 IC		07/23/2018 21:37	1	P13072323.D	CLP-1 (0.53mm) 0.53(mm)
STD01 240-337545/23 IC		07/23/2018 21:37	1	P13072323.D	CLP-2 (0.53mm) 0.53(mm)
STD02 240-337545/24 IC		07/23/2018 21:54	1	P13072324.D	CLP-1 (0.53mm) 0.53(mm)
STD02 240-337545/24 IC		07/23/2018 21:54	1	P13072324.D	CLP-2 (0.53mm) 0.53(mm)
STD05 240-337545/25 IC		07/23/2018 22:12	1	P13072325.D	CLP-1 (0.53mm) 0.53(mm)
STD05 240-337545/25 IC		07/23/2018 22:12	1	P13072325.D	CLP-2 (0.53mm) 0.53(mm)
STD1 240-337545/26 IC		07/23/2018 22:29	1	P13072326.D	CLP-1 (0.53mm) 0.53(mm)
STD1 240-337545/26 IC		07/23/2018 22:29	1	P13072326.D	CLP-2 (0.53mm) 0.53(mm)
STD15 240-337545/27 IC		07/23/2018 22:46	1	P13072327.D	CLP-1 (0.53mm) 0.53(mm)
STD15 240-337545/27 IC		07/23/2018 22:46	1	P13072327.D	CLP-2 (0.53mm) 0.53(mm)
STD005 240-337545/28 IC		07/23/2018 23:04	1	P13072328.D	CLP-1 (0.53mm) 0.53(mm)
STD005 240-337545/28 IC		07/23/2018 23:04	1	P13072328.D	CLP-2 (0.53mm) 0.53(mm)
STD01 240-337545/29 IC		07/23/2018 23:22	1	P13072329.D	CLP-1 (0.53mm) 0.53(mm)
STD01 240-337545/29 IC		07/23/2018 23:22	1	P13072329.D	CLP-2 (0.53mm) 0.53(mm)
STD02 240-337545/30 IC		07/23/2018 23:39	1	P13072330.D	CLP-1 (0.53mm) 0.53(mm)
STD02 240-337545/30 IC		07/23/2018 23:39	1	P13072330.D	CLP-2 (0.53mm) 0.53(mm)
STD05 240-337545/31 ICIS		07/23/2018 23:56	1	P13072331.D	CLP-1 (0.53mm) 0.53(mm)
STD05 240-337545/31 ICIS		07/23/2018 23:56	1	P13072331.D	CLP-2 (0.53mm) 0.53(mm)
STD1 240-337545/32 IC		07/24/2018 00:14	1	P13072332.D	CLP-1 (0.53mm) 0.53(mm)
STD1 240-337545/32 IC		07/24/2018 00:14	1	P13072332.D	CLP-2 (0.53mm) 0.53(mm)
STD15 240-337545/33 IC		07/24/2018 00:31	1	P13072333.D	CLP-1 (0.53mm) 0.53(mm)
STD15 240-337545/33 IC		07/24/2018 00:31	1	P13072333.D	CLP-2 (0.53mm) 0.53(mm)
ICV 240-337545/34		07/24/2018 00:49	1	P13072334.D	CLP-1 (0.53mm) 0.53(mm)
ICV 240-337545/34		07/24/2018 00:49	1	P13072334.D	CLP-2 (0.53mm) 0.53(mm)
ICV 240-337545/35		07/24/2018 01:06	1	P13072335.D	CLP-1 (0.53mm) 0.53(mm)
ICV 240-337545/35		07/24/2018 01:06	1	P13072335.D	CLP-2 (0.53mm) 0.53(mm)
ICV 240-337545/36		07/24/2018 01:23	1	P13072336.D	CLP-1 (0.53mm) 0.53(mm)

FORM VI
PCBS BY INTERNAL STANDARD - INITIAL CALIBRATION DATA
CURVE EVALUATION

Lab Name: TestAmerica Canton Job No.: 240-100062-1 Analy Batch No.: 337545

SDG No.:

Instrument ID: A2HP13 GC Column: CLP-1 (0.53 ID: 0.53(mm) Heated Purge: (Y/N) N

Calibration Start Date: 07/23/2018 16:05 Calibration End Date: 07/23/2018 17:32 Calibration ID: 46191

Calibration Files:

LEVEL:	LAB SAMPLE ID:	LAB FILE ID:
Level 1	STD005 240-337545/4	P13072304.D
Level 2	STD01 240-337545/5	P13072305.D
Level 3	STD02 240-337545/6	P13072306.D
Level 4	STD05 240-337545/7	P13072307.D
Level 5	STD1 240-337545/8	P13072308.D
Level 6	STD15 240-337545/9	P13072309.D

ANALYTE	RRF					CURVE TYPE	COEFFICIENT			#	MIN RRF	%RSD	#	MAX %RSD	R^2 OR COD	#	MIN R^2 OR COD
	LVL 1 LVL 6	LVL 2	LVL 3	LVL 4	LVL 5		B	M1	M2								
PCB-1232 Peak 1	0.0257 0.0182	0.0242	0.0223	0.0204	0.0194	Ave		0.0217				13.3		20.0			
PCB-1232 Peak 2	0.0203 0.0145	0.0198	0.0181	0.0165	0.0154	Ave		0.0174				13.5		20.0			
PCB-1232 Peak 3	0.0388 0.0323	0.0373	0.0365	0.0349	0.0334	Ave		0.0355				6.9		20.0			
PCB-1232 Peak 4	0.0165 0.0134	0.0160	0.0157	0.0149	0.0141	Ave		0.0151				7.9		20.0			
PCB-1232 Peak 5	0.0062 0.0049	0.0062	0.0059	0.0055	0.0051	Ave		0.0056				10.2		20.0			
PCB-1262 Peak 1	0.0596 0.0489	0.0575	0.0538	0.0524	0.0494	Ave		0.0536				8.0		20.0			
PCB-1262 Peak 2	0.1053 0.0642	0.0899	0.0775	0.0706	0.0652	Lin1	0.0024	0.0634							0.9990		0.9900
PCB-1262 Peak 3	0.0717 0.0571	0.0684	0.0635	0.0612	0.0580	Ave		0.0633				9.1		20.0			
PCB-1262 Peak 4	0.1421 0.1243	0.1389	0.1331	0.1322	0.1257	Ave		0.1327				5.3		20.0			
PCB-1262 Peak 5	0.0636 0.0507	0.0603	0.0562	0.0548	0.0522	Ave		0.0563				8.7		20.0			

Note: The M1 coefficient is the same as Ave RRF for an Ave curve type.

FORM VI
PCBS BY INTERNAL STANDARD - INITIAL CALIBRATION DATA
CURVE EVALUATION

Lab Name: TestAmerica Canton Job No.: 240-100062-1 Analy Batch No.: 337545

SDG No.:

Instrument ID: A2HP13 GC Column: CLP-2 (0.53 ID: 0.53(mm) Heated Purge: (Y/N) N

Calibration Start Date: 07/23/2018 16:05 Calibration End Date: 07/23/2018 17:32 Calibration ID: 46192

Calibration Files:

LEVEL:	LAB SAMPLE ID:	LAB FILE ID:
Level 1	STD005 240-337545/4	P13072304.D
Level 2	STD01 240-337545/5	P13072305.D
Level 3	STD02 240-337545/6	P13072306.D
Level 4	STD05 240-337545/7	P13072307.D
Level 5	STD1 240-337545/8	P13072308.D
Level 6	STD15 240-337545/9	P13072309.D

ANALYTE	RRF					CURVE TYPE	COEFFICIENT			#	MIN RRF	%RSD	#	MAX %RSD	R^2 OR COD	#	MIN R^2 OR COD
	LVL 1 LVL 6	LVL 2	LVL 3	LVL 4	LVL 5		B	M1	M2								
PCB-1232 Peak 1	0.0268 0.0180	0.0253	0.0230	0.0209	0.0196	Ave		0.0223				15.2		20.0			
PCB-1232 Peak 2	0.0217 0.0150	0.0215	0.0195	0.0177	0.0162	Ave		0.0186				14.9		20.0			
PCB-1232 Peak 3	0.0395 0.0306	0.0379	0.0352	0.0340	0.0312	Ave		0.0347				10.2		20.0			
PCB-1232 Peak 4	0.0149 0.0130	0.0148	0.0136	0.0147	0.0123	Ave		0.0139				7.7		20.0			
PCB-1232 Peak 5	0.0098 0.0064	0.0094	0.0085	0.0076	0.0068	Ave		0.0081				17.0		20.0			
PCB-1262 Peak 1	0.0502 0.0361	0.0466	0.0426	0.0403	0.0369	Ave		0.0421				13.1		20.0			
PCB-1262 Peak 2	0.0694 0.0515	0.0650	0.0597	0.0562	0.0522	Ave		0.0590				12.1		20.0			
PCB-1262 Peak 3	0.0670 0.0480	0.0620	0.0561	0.0526	0.0488	Ave		0.0557				13.5		20.0			
PCB-1262 Peak 4	0.1264 0.1013	0.1184	0.1101	0.1067	0.1019	Ave		0.1108				8.9		20.0			
PCB-1262 Peak 5	0.0937 0.0713	0.0871	0.0795	0.0759	0.0720	Ave		0.0799				11.1		20.0			

Note: The M1 coefficient is the same as Ave RRF for an Ave curve type.

FORM VI
PCBS BY INTERNAL STANDARD - INITIAL CALIBRATION DATA
CURVE EVALUATION

Lab Name: TestAmerica Canton Job No.: 240-100062-1 Analy Batch No.: 337545

SDG No.:

Instrument ID: A2HP13 GC Column: CLP-1 (0.53 ID: 0.53(mm) Heated Purge: (Y/N) N

Calibration Start Date: 07/23/2018 17:50 Calibration End Date: 07/23/2018 19:17 Calibration ID: 46199

Calibration Files:

LEVEL:	LAB SAMPLE ID:	LAB FILE ID:
Level 1	STD005 240-337545/10	P13072310.D
Level 2	STD01 240-337545/11	P13072311.D
Level 3	STD02 240-337545/12	P13072312.D
Level 4	STD05 240-337545/13	P13072313.D
Level 5	STD1 240-337545/14	P13072314.D
Level 6	STD15 240-337545/15	P13072315.D

ANALYTE	RRF					CURVE TYPE	COEFFICIENT			#	MIN RRF	%RSD	#	MAX %RSD	R^2 OR COD	#	MIN R^2 OR COD
	LVL 1 LVL 6	LVL 2	LVL 3	LVL 4	LVL 5		B	M1	M2								
PCB-1242 Peak 1	0.0179 0.0131	0.0165	0.0153	0.0148	0.0133	Ave		0.0152				12.2		20.0			
PCB-1242 Peak 2	0.0363 0.0258	0.0329	0.0305	0.0291	0.0265	Ave		0.0302				13.1		20.0			
PCB-1242 Peak 3	0.0694 0.0593	0.0668	0.0636	0.0635	0.0598	Ave		0.0637				6.1		20.0			
PCB-1242 Peak 4	0.0297 0.0244	0.0289	0.0273	0.0267	0.0249	Ave		0.0270				7.9		20.0			
PCB-1242 Peak 5	0.0126 0.0101	0.0124	0.0116	0.0110	0.0103	Ave		0.0113				9.3		20.0			
PCB-1268 Peak 1	0.1655 0.1458	0.1608	0.1559	0.1583	0.1497	Ave		0.1560				4.6		20.0			
PCB-1268 Peak 2	0.1587 0.1417	0.1541	0.1547	0.1553	0.1451	Ave		0.1516				4.4		20.0			
PCB-1268 Peak 3	0.1399 0.1212	0.1339	0.1301	0.1315	0.1243	Ave		0.1301				5.2		20.0			
PCB-1268 Peak 4	0.0559 0.0512	0.0554	0.0538	0.0549	0.0532	Ave		0.0541				3.2		20.0			
PCB-1268 Peak 5	0.4183 0.3767	0.4104	0.4019	0.4079	0.3858	Ave		0.4002				4.0		20.0			

Note: The M1 coefficient is the same as Ave RRF for an Ave curve type.

FORM VI
PCBS BY INTERNAL STANDARD - INITIAL CALIBRATION DATA
CURVE EVALUATION

Lab Name: TestAmerica Canton Job No.: 240-100062-1 Analy Batch No.: 337545

SDG No.:

Instrument ID: A2HP13 GC Column: CLP-2 (0.53 ID: 0.53(mm) Heated Purge: (Y/N) N

Calibration Start Date: 07/23/2018 17:50 Calibration End Date: 07/23/2018 19:17 Calibration ID: 46200

Calibration Files:

LEVEL:	LAB SAMPLE ID:	LAB FILE ID:
Level 1	STD005 240-337545/10	P13072310.D
Level 2	STD01 240-337545/11	P13072311.D
Level 3	STD02 240-337545/12	P13072312.D
Level 4	STD05 240-337545/13	P13072313.D
Level 5	STD1 240-337545/14	P13072314.D
Level 6	STD15 240-337545/15	P13072315.D

ANALYTE	RRF					CURVE TYPE	COEFFICIENT			#	MIN RRF	%RSD	#	MAX %RSD	R^2 OR COD	#	MIN R^2 OR COD
	LVL 1 LVL 6	LVL 2	LVL 3	LVL 4	LVL 5		B	M1	M2								
PCB-1242 Peak 1	0.0187 0.0131	0.0174	0.0160	0.0151	0.0136	Ave		0.0157				13.8		20.0			
PCB-1242 Peak 2	0.0364 0.0254	0.0339	0.0310	0.0290	0.0261	Ave		0.0303				14.3		20.0			
PCB-1242 Peak 3	0.0681 0.0564	0.0650	0.0607	0.0592	0.0559	Ave		0.0609				7.9		20.0			
PCB-1242 Peak 4	0.0269 0.0223	0.0257	0.0240	0.0225	0.0217	Ave		0.0238				8.7		20.0			
PCB-1242 Peak 5	0.0128 0.0095	0.0128	0.0119	0.0110	0.0093	Ave		0.0112				13.9		20.0			
PCB-1268 Peak 1	0.1399 0.1164	0.1312	0.1233	0.1234	0.1178	Ave		0.1253				7.1		20.0			
PCB-1268 Peak 2	0.1371 0.1148	0.1299	0.1218	0.1217	0.1161	Ave		0.1236				6.9		20.0			
PCB-1268 Peak 3	0.1234 0.0959	0.1123	0.1036	0.1016	0.0970	Ave		0.1057				9.9		20.0			
PCB-1268 Peak 4	0.0527 0.0407	0.0500	0.0461	0.0446	0.0416	Ave		0.0459				10.2		20.0			
PCB-1268 Peak 5	0.3505 0.3231	0.3339	0.3239	0.3340	0.3252	Ave		0.3318				3.1		20.0			

Note: The M1 coefficient is the same as Ave RRF for an Ave curve type.

FORM VI
PCBS BY INTERNAL STANDARD - INITIAL CALIBRATION DATA
CURVE EVALUATION

Lab Name: TestAmerica Canton Job No.: 240-100062-1 Analy Batch No.: 337545

SDG No.:

Instrument ID: A2HP13 GC Column: CLP-1 (0.53 ID: 0.53(mm) Heated Purge: (Y/N) N

Calibration Start Date: 07/23/2018 19:35 Calibration End Date: 07/23/2018 21:02 Calibration ID: 46207

Calibration Files:

LEVEL:	LAB SAMPLE ID:	LAB FILE ID:
Level 1	STD005 240-337545/16	P13072316.D
Level 2	STD01 240-337545/17	P13072317.D
Level 3	STD02 240-337545/18	P13072318.D
Level 4	STD05 240-337545/19	P13072319.D
Level 5	STD1 240-337545/20	P13072320.D
Level 6	STD15 240-337545/21	P13072321.D

ANALYTE	RRF					CURVE TYPE	COEFFICIENT			#	MIN RRF	%RSD	#	MAX %RSD	R^2 OR COD	#	MIN R^2 OR COD
	LVL 1 LVL 6	LVL 2	LVL 3	LVL 4	LVL 5		B	M1	M2								
PCB-1248 Peak 1	0.0180 0.0141	0.0172	0.0163	0.0154	0.0142	Ave		0.0159				10.0		20.0			
PCB-1248 Peak 2	0.0267 0.0243	0.0282	0.0263	0.0248	0.0233	Ave		0.0256				7.0		20.0			
PCB-1248 Peak 3	0.0356 0.0362	0.0375	0.0357	0.0367	0.0350	Ave		0.0361				2.4		20.0			
PCB-1248 Peak 4	0.0349 0.0291	0.0326	0.0309	0.0299	0.0282	Ave		0.0309				8.0		20.0			
PCB-1248 Peak 5	0.0201 0.0192	0.0202	0.0197	0.0192	0.0180	Ave		0.0194				4.1		20.0			

Note: The M1 coefficient is the same as Ave RRF for an Ave curve type.

FORM VI
PCBS BY INTERNAL STANDARD - INITIAL CALIBRATION DATA
CURVE EVALUATION

Lab Name: TestAmerica Canton Job No.: 240-100062-1 Analy Batch No.: 337545

SDG No.:

Instrument ID: A2HP13 GC Column: CLP-2 (0.53 ID: 0.53(mm) Heated Purge: (Y/N) N

Calibration Start Date: 07/23/2018 19:35 Calibration End Date: 07/23/2018 21:02 Calibration ID: 46208

Calibration Files:

LEVEL:	LAB SAMPLE ID:	LAB FILE ID:
Level 1	STD005 240-337545/16	P13072316.D
Level 2	STD01 240-337545/17	P13072317.D
Level 3	STD02 240-337545/18	P13072318.D
Level 4	STD05 240-337545/19	P13072319.D
Level 5	STD1 240-337545/20	P13072320.D
Level 6	STD15 240-337545/21	P13072321.D

ANALYTE	RRF					CURVE TYPE	COEFFICIENT			#	MIN RRF	%RSD	#	MAX %RSD	R^2 OR COD	#	MIN R^2 OR COD
	LVL 1 LVL 6	LVL 2	LVL 3	LVL 4	LVL 5		B	M1	M2								
PCB-1248 Peak 1	0.0188 0.0139	0.0179	0.0168	0.0157	0.0141	Ave		0.0162				12.3		20.0			
PCB-1248 Peak 2	0.0276 0.0204	0.0257	0.0240	0.0224	0.0205	Ave		0.0234				12.4		20.0			
PCB-1248 Peak 3	0.0360 0.0305	0.0348	0.0327	0.0310	0.0308	Ave		0.0326				7.1		20.0			
PCB-1248 Peak 4	0.0389 0.0353	0.0407	0.0384	0.0363	0.0358	Ave		0.0376				5.5		20.0			
PCB-1248 Peak 5	0.0191 0.0189	0.0220	0.0210	0.0198	0.0193	Ave		0.0200				6.2		20.0			

Note: The M1 coefficient is the same as Ave RRF for an Ave curve type.

FORM VI
PCBS BY INTERNAL STANDARD - INITIAL CALIBRATION DATA
CURVE EVALUATION

Lab Name: TestAmerica Canton Job No.: 240-100062-1 Analy Batch No.: 337545

SDG No.:

Instrument ID: A2HP13 GC Column: CLP-1 (0.53 ID: 0.53(mm) Heated Purge: (Y/N) N

Calibration Start Date: 07/23/2018 21:19 Calibration End Date: 07/23/2018 22:46 Calibration ID: 46215

Calibration Files:

LEVEL:	LAB SAMPLE ID:	LAB FILE ID:
Level 1	STD005 240-337545/22	P13072322.D
Level 2	STD01 240-337545/23	P13072323.D
Level 3	STD02 240-337545/24	P13072324.D
Level 4	STD05 240-337545/25	P13072325.D
Level 5	STD1 240-337545/26	P13072326.D
Level 6	STD15 240-337545/27	P13072327.D

ANALYTE	RRF					CURVE TYPE	COEFFICIENT			#	MIN RRF	%RSD	#	MAX %RSD	R^2 OR COD	#	MIN R^2 OR COD
	LVL 1 LVL 6	LVL 2	LVL 3	LVL 4	LVL 5		B	M1	M2								
PCB-1221 Peak 1	0.0117 +++++	0.0109	0.0103	0.0100	0.0091	Ave		0.0104				9.4		20.0			
PCB-1221 Peak 2	0.0077 +++++	0.0072	0.0068	0.0066	0.0059	Ave		0.0069				9.6		20.0			
PCB-1221 Peak 3	0.0286 +++++	0.0260	0.0244	0.0239	0.0217	Ave		0.0249				10.4		20.0			
PCB-1254 Peak 1	0.0350 0.0284	0.0318	0.0315	0.0308	0.0292	Ave		0.0311				7.5		20.0			
PCB-1254 Peak 2	0.0494 0.0401	0.0440	0.0430	0.0428	0.0409	Ave		0.0434				7.6		20.0			
PCB-1254 Peak 3	0.0621 0.0564	0.0567	0.0578	0.0593	0.0575	Ave		0.0583				3.7		20.0			
PCB-1254 Peak 4	0.0444 0.0387	0.0406	0.0415	0.0415	0.0397	Ave		0.0411				4.8		20.0			
PCB-1254 Peak 5	0.0621 0.0584	0.0594	0.0613	0.0616	0.0594	Ave		0.0604				2.4		20.0			

Note: The M1 coefficient is the same as Ave RRF for an Ave curve type.

FORM VI
PCBS BY INTERNAL STANDARD - INITIAL CALIBRATION DATA
CURVE EVALUATION

Lab Name: TestAmerica Canton Job No.: 240-100062-1 Analy Batch No.: 337545

SDG No.:

Instrument ID: A2HP13 GC Column: CLP-2 (0.53 ID: 0.53(mm) Heated Purge: (Y/N) N

Calibration Start Date: 07/23/2018 21:19 Calibration End Date: 07/23/2018 22:46 Calibration ID: 46216

Calibration Files:

LEVEL:	LAB SAMPLE ID:	LAB FILE ID:
Level 1	STD005 240-337545/22	P13072322.D
Level 2	STD01 240-337545/23	P13072323.D
Level 3	STD02 240-337545/24	P13072324.D
Level 4	STD05 240-337545/25	P13072325.D
Level 5	STD1 240-337545/26	P13072326.D
Level 6	STD15 240-337545/27	P13072327.D

ANALYTE	RRF					CURVE TYPE	COEFFICIENT			#	MIN RRF	%RSD	#	MAX %RSD	R^2 OR COD	#	MIN R^2 OR COD
	LVL 1 LVL 6	LVL 2	LVL 3	LVL 4	LVL 5		B	M1	M2								
PCB-1221 Peak 1	0.0122 +++++	0.0119	0.0107	0.0103	0.0092	Ave		0.0109				11.5		20.0			
PCB-1221 Peak 2	0.0082 +++++	0.0078	0.0072	0.0069	0.0061	Ave		0.0073				11.4		20.0			
PCB-1221 Peak 3	0.0305 +++++	0.0280	0.0250	0.0241	0.0216	Ave		0.0258				13.5		20.0			
PCB-1254 Peak 1	0.0404 0.0303	0.0364	0.0352	0.0334	0.0307	Ave		0.0344				11.1		20.0			
PCB-1254 Peak 2	0.0503 0.0348	0.0430	0.0407	0.0380	0.0354	Ave		0.0404				14.3		20.0			
PCB-1254 Peak 3	0.0561 0.0505	0.0573	0.0558	0.0535	0.0510	Ave		0.0540				5.2		20.0			
PCB-1254 Peak 4	0.0408 0.0372	0.0424	0.0420	0.0399	0.0378	Ave		0.0400				5.4		20.0			
PCB-1254 Peak 5	0.0708 0.0512	0.0596	0.0553	0.0550	0.0519	Ave		0.0573				12.7		20.0			

Note: The M1 coefficient is the same as Ave RRF for an Ave curve type.

FORM VI
PCBS BY INTERNAL STANDARD - INITIAL CALIBRATION DATA
CURVE EVALUATION

Lab Name: TestAmerica Canton Job No.: 240-100062-1 Analy Batch No.: 337545

SDG No.:

Instrument ID: A2HP13 GC Column: CLP-1 (0.53 ID: 0.53(mm) Heated Purge: (Y/N) N

Calibration Start Date: 07/23/2018 23:04 Calibration End Date: 07/24/2018 00:31 Calibration ID: 46223

Calibration Files:

LEVEL:	LAB SAMPLE ID:	LAB FILE ID:
Level 1	STD005 240-337545/28	P13072328.D
Level 2	STD01 240-337545/29	P13072329.D
Level 3	STD02 240-337545/30	P13072330.D
Level 4	STD05 240-337545/31	P13072331.D
Level 5	STD1 240-337545/32	P13072332.D
Level 6	STD15 240-337545/33	P13072333.D

ANALYTE	RRF					CURVE TYPE	COEFFICIENT			#	MIN RRF	%RSD	#	MAX %RSD	R^2 OR COD	#	MIN R^2 OR COD
	LVL 1 LVL 6	LVL 2	LVL 3	LVL 4	LVL 5		B	M1	M2								
PCB-1016 Peak 1	0.0214 0.0159	0.0197	0.0183	0.0168	0.0162	Ave		0.0180				12.1		20.0			
PCB-1016 Peak 2	0.0428 0.0317	0.0398	0.0371	0.0340	0.0327	Ave		0.0364				12.0		20.0			
PCB-1016 Peak 3	0.0845 0.0736	0.0810	0.0781	0.0747	0.0737	Ave		0.0776				5.7		20.0			
PCB-1016 Peak 4	0.0364 0.0302	0.0345	0.0333	0.0313	0.0304	Ave		0.0327				7.6		20.0			
PCB-1016 Peak 5	0.0157 0.0125	0.0152	0.0142	0.0131	0.0124	Ave		0.0138				10.1		20.0			
PCB-1260 Peak 1	0.0498 0.0428	0.0482	0.0462	0.0432	0.0423	Ave		0.0454				6.8		20.0			
PCB-1260 Peak 2	0.0752 0.0678	0.0734	0.0707	0.0657	0.0659	Ave		0.0698				5.7		20.0			
PCB-1260 Peak 3	0.0807 0.0738	0.0778	0.0752	0.0704	0.0700	Ave		0.0747				5.6		20.0			
PCB-1260 Peak 4	0.1098 0.1072	0.1095	0.1078	0.1030	0.1026	Ave		0.1067				3.0		20.0			
PCB-1260 Peak 5	0.0571 0.0539	0.0555	0.0543	0.0524	0.0527	Ave		0.0543				3.2		20.0			
Tetrachloro-m-xylene	1.0939 0.9564	1.0669	1.0230	1.0118	0.9862	Ave		1.0230				5.0		20.0			
DCB Decachlorobiphenyl	1.0739 0.9636	1.0891	1.0339	0.9960	0.9567	Ave		1.0189				5.5		20.0			

Note: The M1 coefficient is the same as Ave RRF for an Ave curve type.

FORM VI
PCBS BY INTERNAL STANDARD - INITIAL CALIBRATION DATA
CURVE EVALUATION

Lab Name: TestAmerica Canton Job No.: 240-100062-1 Analy Batch No.: 337545

SDG No.:

Instrument ID: A2HP13 GC Column: CLP-2 (0.53 ID: 0.53(mm) Heated Purge: (Y/N) N

Calibration Start Date: 07/23/2018 23:04 Calibration End Date: 07/24/2018 00:31 Calibration ID: 46224

Calibration Files:

LEVEL:	LAB SAMPLE ID:	LAB FILE ID:
Level 1	STD005 240-337545/28	P13072328.D
Level 2	STD01 240-337545/29	P13072329.D
Level 3	STD02 240-337545/30	P13072330.D
Level 4	STD05 240-337545/31	P13072331.D
Level 5	STD1 240-337545/32	P13072332.D
Level 6	STD15 240-337545/33	P13072333.D

ANALYTE	RRF					CURVE TYPE	COEFFICIENT			#	MIN RRF	%RSD	#	MAX %RSD	R^2 OR COD	#	MIN R^2 OR COD
	LVL 1 LVL 6	LVL 2	LVL 3	LVL 4	LVL 5		B	M1	M2								
PCB-1016 Peak 1	0.0239 0.0154	0.0203	0.0186	0.0169	0.0160	Ave		0.0185				17.2		20.0			
PCB-1016 Peak 2	0.0423 0.0311	0.0415	0.0376	0.0340	0.0323	Ave		0.0365				13.1		20.0			
PCB-1016 Peak 3	0.0848 0.0706	0.0791	0.0741	0.0701	0.0692	Ave		0.0746				8.3		20.0			
PCB-1016 Peak 4	0.0309 0.0276	0.0299	0.0276	0.0264	0.0253	Ave		0.0280				7.6		20.0			
PCB-1016 Peak 5	0.0162 0.0119	0.0150	0.0140	0.0128	0.0121	Ave		0.0136				12.4		20.0			
PCB-1260 Peak 1	0.0485 0.0389	0.0470	0.0436	0.0404	0.0388	Ave		0.0429				9.7		20.0			
PCB-1260 Peak 2	0.0567 0.0461	0.0544	0.0510	0.0473	0.0455	Ave		0.0502				9.3		20.0			
PCB-1260 Peak 3	0.0444 0.0354	0.0394	0.0384	0.0367	0.0350	Ave		0.0382				9.1		20.0			
PCB-1260 Peak 4	0.1034 0.0899	0.0982	0.0929	0.0881	0.0871	Ave		0.0933				6.9		20.0			
PCB-1260 Peak 5	0.0722 0.0611	0.0698	0.0654	0.0609	0.0596	Ave		0.0648				8.0		20.0			
Tetrachloro-m-xylene	1.0844 0.9675	1.0436	0.9841	0.9774	0.9632	Ave		1.0034				4.9		20.0			
DCB Decachlorobiphenyl	1.0387 0.7845	0.9674	0.8913	0.8286	0.7790	Ave		0.8816				11.9		20.0			

Note: The M1 coefficient is the same as Ave RRF for an Ave curve type.

PCBS ANALYSIS RUN LOG

Lab Name: TestAmerica Canton Job No.: 240-100062-1

SDG No.:

Instrument ID: A2HP13 Start Date: 08/26/2018 14:36

Analysis Batch Number: 342535 End Date: 08/26/2018 23:20

LAB SAMPLE ID	CLIENT SAMPLE ID	DATE ANALYZED	DILUTION FACTOR	LAB FILE ID	COLUMN ID
CCV 240-342535/3 CCVIS		08/26/2018 14:36	1	P13082603.D	CLP-1 (0.53mm) 0.53(mm)
CCV 240-342535/3 CCVIS		08/26/2018 14:36	1		CLP-2 (0.53mm) 0.53(mm)
CCV 240-342535/4		08/26/2018 14:54	1	P13082604.D	CLP-1 (0.53mm) 0.53(mm)
CCV 240-342535/4		08/26/2018 14:54	1		CLP-2 (0.53mm) 0.53(mm)
CCV 240-342535/5		08/26/2018 15:11	1	P13082605.D	CLP-1 (0.53mm) 0.53(mm)
CCV 240-342535/5		08/26/2018 15:11	1		CLP-2 (0.53mm) 0.53(mm)
CCV 240-342535/6		08/26/2018 15:29	1	P13082606.D	CLP-1 (0.53mm) 0.53(mm)
CCV 240-342535/6		08/26/2018 15:29	1		CLP-2 (0.53mm) 0.53(mm)
CCV 240-342535/7		08/26/2018 15:46	1	P13082607.D	CLP-1 (0.53mm) 0.53(mm)
CCV 240-342535/7		08/26/2018 15:46	1		CLP-2 (0.53mm) 0.53(mm)
240-100062-32		08/26/2018 16:21	1	P13082609.D	CLP-1 (0.53mm) 0.53(mm)
240-100062-32		08/26/2018 16:21	1	P13082609.D	CLP-2 (0.53mm) 0.53(mm)
240-100062-34		08/26/2018 16:39	1	P13082610.D	CLP-1 (0.53mm) 0.53(mm)
240-100062-34		08/26/2018 16:39	1	P13082610.D	CLP-2 (0.53mm) 0.53(mm)
240-100062-35		08/26/2018 16:56	1	P13082611.D	CLP-1 (0.53mm) 0.53(mm)
240-100062-35		08/26/2018 16:56	1	P13082611.D	CLP-2 (0.53mm) 0.53(mm)
240-100062-37		08/26/2018 17:14	5	P13082612.D	CLP-1 (0.53mm) 0.53(mm)
240-100062-37		08/26/2018 17:14	5	P13082612.D	CLP-2 (0.53mm) 0.53(mm)
240-100062-38		08/26/2018 17:31	1	P13082613.D	CLP-1 (0.53mm) 0.53(mm)
240-100062-38		08/26/2018 17:31	1	P13082613.D	CLP-2 (0.53mm) 0.53(mm)
ZZZZZ		08/26/2018 17:49	1		CLP-1 (0.53mm) 0.53(mm)
ZZZZZ		08/26/2018 17:49	1		CLP-2 (0.53mm) 0.53(mm)
240-100062-41		08/26/2018 18:06	1	P13082615.D	CLP-1 (0.53mm) 0.53(mm)
240-100062-41		08/26/2018 18:06	1	P13082615.D	CLP-2 (0.53mm) 0.53(mm)
240-100062-43		08/26/2018 18:24	1	P13082616.D	CLP-1 (0.53mm) 0.53(mm)
240-100062-43		08/26/2018 18:24	1	P13082616.D	CLP-2 (0.53mm) 0.53(mm)
240-100062-44		08/26/2018 18:41	1	P13082617.D	CLP-1 (0.53mm) 0.53(mm)
240-100062-44		08/26/2018 18:41	1	P13082617.D	CLP-2 (0.53mm) 0.53(mm)
240-100062-46		08/26/2018 18:58	1	P13082618.D	CLP-1 (0.53mm) 0.53(mm)
240-100062-46		08/26/2018 18:58	1	P13082618.D	CLP-2 (0.53mm) 0.53(mm)
240-100062-47		08/26/2018 19:16	1	P13082619.D	CLP-1 (0.53mm) 0.53(mm)
240-100062-47		08/26/2018 19:16	1	P13082619.D	CLP-2 (0.53mm) 0.53(mm)
240-100062-49		08/26/2018 19:33	1	P13082620.D	CLP-1 (0.53mm) 0.53(mm)
240-100062-49		08/26/2018 19:33	1	P13082620.D	CLP-2 (0.53mm) 0.53(mm)
240-100062-50		08/26/2018 19:51	1	P13082621.D	CLP-1 (0.53mm) 0.53(mm)
240-100062-50		08/26/2018 19:51	1	P13082621.D	CLP-2 (0.53mm) 0.53(mm)
240-100062-52		08/26/2018 20:08	1	P13082622.D	CLP-1 (0.53mm) 0.53(mm)
240-100062-52		08/26/2018 20:08	1	P13082622.D	CLP-2 (0.53mm) 0.53(mm)
240-100062-53		08/26/2018 20:26	1	P13082623.D	CLP-1 (0.53mm) 0.53(mm)
240-100062-53		08/26/2018 20:26	1	P13082623.D	CLP-2 (0.53mm) 0.53(mm)
240-100062-55		08/26/2018 20:43	1	P13082624.D	CLP-1 (0.53mm) 0.53(mm)
240-100062-55		08/26/2018 20:43	1	P13082624.D	CLP-2 (0.53mm) 0.53(mm)
240-100062-56		08/26/2018 21:01	1	P13082625.D	CLP-1 (0.53mm) 0.53(mm)
240-100062-56		08/26/2018 21:01	1	P13082625.D	CLP-2 (0.53mm) 0.53(mm)

PCBS ANALYSIS RUN LOG

Lab Name: TestAmerica Canton Job No.: 240-100062-1

SDG No.:

Instrument ID: A2HP13 Start Date: 08/26/2018 14:36

Analysis Batch Number: 342535 End Date: 08/26/2018 23:20

LAB SAMPLE ID	CLIENT SAMPLE ID	DATE ANALYZED	DILUTION FACTOR	LAB FILE ID	COLUMN ID
MB 240-342274/23-A		08/26/2018 21:18	1	P13082626.D	CLP-1 (0.53mm) 0.53(mm)
MB 240-342274/23-A		08/26/2018 21:18	1	P13082626.D	CLP-2 (0.53mm) 0.53(mm)
LCS 240-342274/24-A		08/26/2018 21:35	1	P13082627.D	CLP-1 (0.53mm) 0.53(mm)
LCS 240-342274/24-A		08/26/2018 21:35	1	P13082627.D	CLP-2 (0.53mm) 0.53(mm)
CCVIS 240-342535/28		08/26/2018 21:53	1	P13082628.D	CLP-1 (0.53mm) 0.53(mm)
CCVIS 240-342535/28		08/26/2018 21:53	1		CLP-2 (0.53mm) 0.53(mm)
240-100062-58		08/26/2018 22:10	1	P13082629.D	CLP-1 (0.53mm) 0.53(mm)
240-100062-58		08/26/2018 22:10	1	P13082629.D	CLP-2 (0.53mm) 0.53(mm)
240-100062-59		08/26/2018 22:28	1	P13082630.D	CLP-1 (0.53mm) 0.53(mm)
240-100062-59		08/26/2018 22:28	1	P13082630.D	CLP-2 (0.53mm) 0.53(mm)
240-100062-60		08/26/2018 22:45	1	P13082631.D	CLP-1 (0.53mm) 0.53(mm)
240-100062-60		08/26/2018 22:45	1	P13082631.D	CLP-2 (0.53mm) 0.53(mm)
240-100062-60 MS		08/26/2018 23:03	1	P13082632.D	CLP-1 (0.53mm) 0.53(mm)
240-100062-60 MS		08/26/2018 23:03	1	P13082632.D	CLP-2 (0.53mm) 0.53(mm)
240-100062-60 MSD		08/26/2018 23:20	1	P13082633.D	CLP-1 (0.53mm) 0.53(mm)
240-100062-60 MSD		08/26/2018 23:20	1	P13082633.D	CLP-2 (0.53mm) 0.53(mm)

FORM VII
PCBS CONTINUING CALIBRATION DATA

Lab Name: TestAmerica Canton Job No.: 240-100062-1

SDG No.:

Lab Sample ID: CCV 240-342535/3 Calibration Date: 08/26/2018 14:36

Instrument ID: A2HP13 Calib Start Date: 07/23/2018 23:04

GC Column: CLP-1 (0.53mm) ID: 0.53(mm) Calib End Date: 07/24/2018 00:31

Lab File ID: P13082603.D Conc. Units: ng/uL

ANALYTE	CURVE TYPE	AVE RRF	RRF	MIN RRF	CALC AMOUNT	SPIKE AMOUNT	%D	MAX %D
PCB-1260 Peak 5	Ave	0.0543	0.0534		0.000046	0.500	-1.7	20.0
PCB-1016 Peak 1	Ave	0.0180	0.0166		0.461	0.500	-7.8	20.0
PCB-1016 Peak 2	Ave	0.0364	0.0342		0.471	0.500	-5.9	20.0
PCB-1016 Peak 3	Ave	0.0776	0.0755		0.487	0.500	-2.6	20.0
PCB-1016 Peak 4	Ave	0.0327	0.0314		0.481	0.500	-3.8	20.0
PCB-1016 Peak 5	Ave	0.0138	0.0134		0.485	0.500	-3.0	20.0
PCB-1260 Peak 1	Ave	0.0454	0.0428		0.471	0.500	-5.8	20.0
PCB-1260 Peak 2	Ave	0.0698	0.0683		0.490	0.500	-2.1	20.0
PCB-1260 Peak 3	Ave	0.0747	0.0762		0.510	0.500	2.1	20.0
PCB-1260 Peak 4	Ave	0.1067	0.1077		0.505	0.500	1.0	20.0
Tetrachloro-m-xylene	Ave	1.023	0.9878		0.0241	0.0250	-3.4	20.0
DCB Decachlorobiphenyl	Ave	1.019	1.052		0.0258	0.0250	3.3	20.0

FORM VII
PCBS CONTINUING CALIBRATION DATA

Lab Name: TestAmerica Canton Job No.: 240-100062-1

SDG No.:

Lab Sample ID: CCV 240-342535/4 Calibration Date: 08/26/2018 14:54

Instrument ID: A2HP13 Calib Start Date: 07/23/2018 16:05

GC Column: CLP-1 (0.53mm) ID: 0.53(mm) Calib End Date: 07/23/2018 17:32

Lab File ID: P13082604.D Conc. Units: ng/uL

ANALYTE	CURVE TYPE	AVE RRF	RRF	MIN RRF	CALC AMOUNT	SPIKE AMOUNT	%D	MAX %D
PCB-1232 Peak 1	Ave	0.0217	0.0205		0.473	0.500	-5.5	20.0
PCB-1232 Peak 2	Ave	0.0174	0.0164		0.472	0.500	-5.6	20.0
PCB-1232 Peak 3	Ave	0.0355	0.0348		0.489	0.500	-2.2	20.0
PCB-1232 Peak 4	Ave	0.0151	0.0148		0.489	0.500	-2.2	20.0
PCB-1232 Peak 5	Ave	0.0056	0.0055		0.486	0.500	-2.8	20.0
PCB-1262 Peak 1	Ave	0.0536	0.0518		0.483	0.500	-3.4	20.0
PCB-1262 Peak 2	Lin1		0.0684		0.502	0.500	0.4	20.0
PCB-1262 Peak 3	Ave	0.0633	0.0605		0.478	0.500	-4.4	20.0
PCB-1262 Peak 4	Ave	0.1327	0.1291		0.486	0.500	-2.8	20.0
PCB-1262 Peak 5	Ave	0.0563	0.0531		0.471	0.500	-5.7	20.0

FORM VII
PCBS CONTINUING CALIBRATION DATA

Lab Name: TestAmerica Canton Job No.: 240-100062-1

SDG No.:

Lab Sample ID: CCV 240-342535/5 Calibration Date: 08/26/2018 15:11

Instrument ID: A2HP13 Calib Start Date: 07/23/2018 17:50

GC Column: CLP-1 (0.53mm) ID: 0.53(mm) Calib End Date: 07/23/2018 19:17

Lab File ID: P13082605.D Conc. Units: ng/uL

ANALYTE	CURVE TYPE	AVE RRF	RRF	MIN RRF	CALC AMOUNT	SPIKE AMOUNT	%D	MAX %D
PCB-1242 Peak 1	Ave	0.0152	0.0146		0.480	0.500	-3.9	20.0
PCB-1242 Peak 2	Ave	0.0302	0.0289		0.479	0.500	-4.1	20.0
PCB-1242 Peak 3	Ave	0.0637	0.0627		0.492	0.500	-1.6	20.0
PCB-1242 Peak 4	Ave	0.0270	0.0265		0.491	0.500	-1.8	20.0
PCB-1242 Peak 5	Ave	0.0113	0.0118		0.519	0.500	3.8	20.0
PCB-1268 Peak 1	Ave	0.1560	0.1560		0.500	0.500	0.0	20.0
PCB-1268 Peak 2	Ave	0.1516	0.1519		0.501	0.500	0.2	20.0
PCB-1268 Peak 3	Ave	0.1301	0.1294		0.497	0.500	-0.6	20.0
PCB-1268 Peak 4	Ave	0.0541	0.0553		0.512	0.500	2.3	20.0
PCB-1268 Peak 5	Ave	0.4002	0.4058		0.507	0.500	1.4	20.0

FORM VII
PCBS CONTINUING CALIBRATION DATA

Lab Name: TestAmerica Canton Job No.: 240-100062-1

SDG No.:

Lab Sample ID: CCV 240-342535/6 Calibration Date: 08/26/2018 15:29

Instrument ID: A2HP13 Calib Start Date: 07/23/2018 19:35

GC Column: CLP-1 (0.53mm) ID: 0.53(mm) Calib End Date: 07/23/2018 21:02

Lab File ID: P13082606.D Conc. Units: ng/uL

ANALYTE	CURVE TYPE	AVE RRF	RRF	MIN RRF	CALC AMOUNT	SPIKE AMOUNT	%D	MAX %D
PCB-1248 Peak 1	Ave	0.0159	0.0153		0.482	0.500	-3.7	20.0
PCB-1248 Peak 2	Ave	0.0256	0.0252		0.491	0.500	-1.7	20.0
PCB-1248 Peak 3	Ave	0.0361	0.0364		0.503	0.500	0.7	20.0
PCB-1248 Peak 4	Ave	0.0309	0.0300		0.484	0.500	-3.1	20.0
PCB-1248 Peak 5	Ave	0.0194	0.0192		0.494	0.500	-1.2	20.0

FORM VII
PCBS CONTINUING CALIBRATION DATA

Lab Name: TestAmerica Canton Job No.: 240-100062-1

SDG No.:

Lab Sample ID: CCV 240-342535/7 Calibration Date: 08/26/2018 15:46

Instrument ID: A2HP13 Calib Start Date: 07/23/2018 21:19

GC Column: CLP-1 (0.53mm) ID: 0.53(mm) Calib End Date: 07/23/2018 22:46

Lab File ID: P13082607.D Conc. Units: ng/uL

ANALYTE	CURVE TYPE	AVE RRF	RRF	MIN RRF	CALC AMOUNT	SPIKE AMOUNT	%D	MAX %D
PCB-1221 Peak 1	Ave	0.0104	0.0099		0.476	0.500	-4.7	20.0
PCB-1221 Peak 2	Ave	0.0069	0.0066		0.478	0.500	-4.3	20.0
PCB-1221 Peak 3	Ave	0.0249	0.0238		0.478	0.500	-4.4	20.0
PCB-1254 Peak 1	Ave	0.0311	0.0321		0.515	0.500	3.0	20.0
PCB-1254 Peak 2	Ave	0.0434	0.0447		0.515	0.500	3.0	20.0
PCB-1254 Peak 3	Ave	0.0583	0.0621		0.532	0.500	6.5	20.0
PCB-1254 Peak 4	Ave	0.0411	0.0441		0.537	0.500	7.3	20.0
PCB-1254 Peak 5	Ave	0.0604	0.0650		0.538	0.500	7.7	20.0

FORM VII
PCBS CONTINUING CALIBRATION DATA

Lab Name: TestAmerica Canton Job No.: 240-100062-1

SDG No.:

Lab Sample ID: CCVIS 240-342535/28 Calibration Date: 08/26/2018 21:53

Instrument ID: A2HP13 Calib Start Date: 07/23/2018 23:04

GC Column: CLP-1 (0.53mm) ID: 0.53(mm) Calib End Date: 07/24/2018 00:31

Lab File ID: P13082628.D Conc. Units: ng/uL

ANALYTE	CURVE TYPE	AVE RRF	RRF	MIN RRF	CALC AMOUNT	SPIKE AMOUNT	%D	MAX %D
PCB-1016 Peak 1	Ave	0.0180	0.0160		0.444	0.500	-11.2	20.0
PCB-1016 Peak 2	Ave	0.0364	0.0338		0.464	0.500	-7.1	20.0
PCB-1016 Peak 3	Ave	0.0776	0.0743		0.479	0.500	-4.2	20.0
PCB-1016 Peak 4	Ave	0.0327	0.0309		0.472	0.500	-5.6	20.0
PCB-1016 Peak 5	Ave	0.0138	0.0135		0.486	0.500	-2.9	20.0
PCB-1260 Peak 1	Ave	0.0454	0.0443		0.488	0.500	-2.4	20.0
PCB-1260 Peak 2	Ave	0.0698	0.0686		0.492	0.500	-1.7	20.0
PCB-1260 Peak 3	Ave	0.0747	0.0723		0.484	0.500	-3.1	20.0
PCB-1260 Peak 4	Ave	0.1067	0.1065		0.499	0.500	-0.2	20.0
PCB-1260 Peak 5	Ave	0.0543	0.0548		0.504	0.500	0.9	20.0
Tetrachloro-m-xylene	Ave	1.023	0.999		0.0244	0.0250	-2.3	20.0
DCB Decachlorobiphenyl	Ave	1.019	1.032		0.0253	0.0250	1.2	20.0

FORM IV
PCBS METHOD BLANK SUMMARY

Lab Name: TestAmerica Canton Job No.: 240-100062-1

SDG No.:

Lab Sample ID: MB 240-342274/23-A

Matrix: Solid Date Extracted: 08/23/2018 13:02

Lab File ID:(1) P13082626.D Lab File ID:(2) P13082626.D

Date Analyzed:(1) 08/26/2018 21:18 Date Analyzed:(2) 08/26/2018 21:18

Instrument ID:(1) A2HP13 Instrument ID:(2) A2HP13

GC Column:(1) CLP-2 (0.53m ID: 0.53(mm) GC Column:(2) CLP-1 (0.53m ID: 0.53(mm)

THIS METHOD BLANK APPLIES TO THE FOLLOWING SAMPLES:

CLIENT SAMPLE ID	LAB SAMPLE ID	DATE ANALYZED 1	DATE ANALYZED 2
CPP-SB-1858-0.5-1.0	240-100062-32	08/26/2018 16:21	08/26/2018 16:21
CPP-SB-1859-0.0-0.5	240-100062-34	08/26/2018 16:39	08/26/2018 16:39
CPP-SB-1859-0.5-1.0	240-100062-35	08/26/2018 16:56	08/26/2018 16:56
CPP-SB-1860-0.0-0.5	240-100062-37	08/26/2018 17:14	08/26/2018 17:14
CPP-SB-1860-0.5-1.0	240-100062-38	08/26/2018 17:31	08/26/2018 17:31
CPP-SB-1861-0.5-1.0	240-100062-41	08/26/2018 18:06	08/26/2018 18:06
CPP-SB-1862-0.0-0.5	240-100062-43	08/26/2018 18:24	08/26/2018 18:24
CPP-SB-1862-0.5-1.0	240-100062-44	08/26/2018 18:41	08/26/2018 18:41
CPP-SB-1863-0.0-0.5	240-100062-46	08/26/2018 18:58	08/26/2018 18:58
CPP-SB-1863-0.5-1.0	240-100062-47	08/26/2018 19:16	08/26/2018 19:16
CPP-SB-1864-0.0-0.5	240-100062-49	08/26/2018 19:33	08/26/2018 19:33
CPP-SB-1864-0.5-1.0	240-100062-50	08/26/2018 19:51	08/26/2018 19:51
CPP-SB-1865-0.0-0.5	240-100062-52	08/26/2018 20:08	08/26/2018 20:08
CPP-SB-1865-0.5-1.0	240-100062-53	08/26/2018 20:26	08/26/2018 20:26
CPP-SB-1866-0.0-0.5	240-100062-55	08/26/2018 20:43	08/26/2018 20:43
CPP-SB-1866-0.5-1.0	240-100062-56	08/26/2018 21:01	08/26/2018 21:01
	LCS 240-342274/24-A	08/26/2018 21:35	08/26/2018 21:35
CPP-DUP-05-081718	240-100062-58	08/26/2018 22:10	08/26/2018 22:10
CPP-DUP-06-081718	240-100062-59	08/26/2018 22:28	08/26/2018 22:28
CPP-DUP-07-081718	240-100062-60	08/26/2018 22:45	08/26/2018 22:45
CPP-DUP-07-081718 MS	240-100062-60 MS	08/26/2018 23:03	08/26/2018 23:03
CPP-DUP-07-081718 MSD	240-100062-60 MSD	08/26/2018 23:20	08/26/2018 23:20
CPP-SB-1861-0.0-0.5	240-100062-40	08/29/2018 16:29	08/29/2018 16:29

FORM I
PCBS ORGANICS ANALYSIS DATA SHEET

Lab Name: TestAmerica Canton | Job No.: 240-100062-1

SDG No.:

Client Sample ID: | Lab Sample ID: MB 240-342274/23-A

Matrix: Solid | Lab File ID: P13082626.D

Analysis Method: 8082A | Date Collected:

Extraction Method: 3540C | Date Extracted: 08/23/2018 13:02

Sample wt/vol: 10(g) | Date Analyzed: 08/26/2018 21:18

Con. Extract Vol.: 10(mL) | Dilution Factor: 1

Injection Volume: 1(uL) | GC Column: CLP-1 (0.53mm) ID: 0.53(mm)

% Moisture: | GPC Cleanup:(Y/N) N

Analysis Batch No.: 342535 | Units: ug/Kg

CAS NO.	COMPOUND NAME	RESULT	Q	RL	MDL
12674-11-2	Aroclor-1016	22	U	50	22
11104-28-2	Aroclor-1221	24	U	50	24
11141-16-5	Aroclor-1232	23	U	50	23
53469-21-9	Aroclor-1242	19	U	50	19
12672-29-6	Aroclor-1248	24	U	50	24
11097-69-1	Aroclor-1254	23	U	50	23
11096-82-5	Aroclor-1260	22	U	50	22
37324-23-5	Aroclor-1262	31	U	50	31
11100-14-4	Aroclor-1268	23	U	50	23

CAS NO.	SURROGATE	%REC	Q	LIMITS
877-09-8	Tetrachloro-m-xylene	73		14-128
2051-24-3	DCB Decachlorobiphenyl	89		10-132

FORM III
PCBS LAB CONTROL SAMPLE RECOVERY

Lab Name: TestAmerica Canton Job No.: 240-100062-1

SDG No.:

Matrix: Solid Level: Low Lab File ID: P13082627.D

Lab ID: LCS 240-342274/24-A Client ID:

COMPOUND	SPIKE ADDED (ug/Kg)	LCS CONCENTRATION (ug/Kg)	LCS % REC	QC LIMITS REC	#
Aroclor-1016	1000	701	70	47-120	
Aroclor-1260	1000	854	85	46-120	

Column to be used to flag recovery and RPD values

FORM III 8082A

FORM IV
PCBS METHOD BLANK SUMMARY

Lab Name: TestAmerica Canton Job No.: 240-100062-1

SDG No.:

Lab Sample ID: MB 240-342285/7-A

Matrix: Solid Date Extracted: 08/23/2018 14:21

Lab File ID:(1) P10082451.D Lab File ID:(2) P10082451.D

Date Analyzed:(1) 08/24/2018 23:17 Date Analyzed:(2) 08/24/2018 23:17

Instrument ID:(1) A2HP10 Instrument ID:(2) A2HP10

GC Column:(1) CLP-2 (0.53m ID: 0.53(mm) GC Column:(2) CLP-1 (0.53m ID: 0.53(mm)

THIS METHOD BLANK APPLIES TO THE FOLLOWING SAMPLES:

CLIENT SAMPLE ID	LAB SAMPLE ID	DATE ANALYZED 1	DATE ANALYZED 2
CPP-DUP-08-081718	240-100062-61	08/24/2018 21:42	08/24/2018 21:42
CPP-DUP-08-081718 MS	240-100062-61 MS	08/24/2018 22:01	08/24/2018 22:01
CPP-DUP-08-081718 MSD	240-100062-61 MSD	08/24/2018 22:20	08/24/2018 22:20
	LCS 240-342285/8-A	08/24/2018 23:35	08/24/2018 23:35

FORM I
PCBS ORGANICS ANALYSIS DATA SHEET

Lab Name: TestAmerica Canton | Job No.: 240-100062-1

SDG No.:

Client Sample ID: | Lab Sample ID: MB 240-342285/7-A

Matrix: Solid | Lab File ID: P10082451.D

Analysis Method: 8082A | Date Collected:

Extraction Method: 3540C | Date Extracted: 08/23/2018 14:21

Sample wt/vol: 10(g) | Date Analyzed: 08/24/2018 23:17

Con. Extract Vol.: 10(mL) | Dilution Factor: 1

Injection Volume: 1(uL) | GC Column: CLP-2 (0.53mm) ID: 0.53(mm)

% Moisture: | GPC Cleanup:(Y/N) N

Analysis Batch No.: 342446 | Units: ug/Kg

CAS NO.	COMPOUND NAME	RESULT	Q	RL	MDL
12674-11-2	Aroclor-1016	22	U	50	22
11104-28-2	Aroclor-1221	24	U	50	24
11141-16-5	Aroclor-1232	23	U	50	23
53469-21-9	Aroclor-1242	19	U	50	19
12672-29-6	Aroclor-1248	24	U	50	24
11097-69-1	Aroclor-1254	23	U	50	23
11096-82-5	Aroclor-1260	22	U	50	22
37324-23-5	Aroclor-1262	31	U	50	31
11100-14-4	Aroclor-1268	23	U	50	23

CAS NO.	SURROGATE	%REC	Q	LIMITS
877-09-8	Tetrachloro-m-xylene	71		14-128
2051-24-3	DCB Decachlorobiphenyl	76		10-132

FORM III
PCBS LAB CONTROL SAMPLE RECOVERY

Lab Name: TestAmerica Canton Job No.: 240-100062-1

SDG No.:

Matrix: Solid Level: Low Lab File ID: P10082452.D

Lab ID: LCS 240-342285/8-A Client ID:

COMPOUND	SPIKE ADDED (ug/Kg)	LCS CONCENTRATION (ug/Kg)	LCS % REC	QC LIMITS REC	#
Aroclor-1016	1000	677	68	47-120	
Aroclor-1260	1000	709	71	46-120	

Column to be used to flag recovery and RPD values

FORM III 8082A

FORM III
PCBS MATRIX SPIKE RECOVERY

Lab Name: TestAmerica Canton Job No.: 240-100062-1

SDG No.:

Matrix: Solid Level: Low Lab File ID: P10082333.D

Lab ID: 240-100062-19 MS Client ID: CPP-SB-1854-0.0-0.5 MS

COMPOUND	SPIKE ADDED (ug/Kg)	SAMPLE CONCENTRATION (ug/Kg)	MS CONCENTRATION (ug/Kg)	MS % REC	QC LIMITS REC	#
Aroclor-1016	1180	26 U	642	54	31-120	
Aroclor-1260	1180	1000	3110	179	21-122	E F1

Column to be used to flag recovery and RPD values

FORM III 8082A

FORM III
PCBS MATRIX SPIKE DUPLICATE RECOVERY

Lab Name: TestAmerica Canton Job No.: 240-100062-1

SDG No.:

Matrix: Solid Level: Low Lab File ID: P10082334.D

Lab ID: 240-100062-19 MSD Client ID: CPP-SB-1854-0.0-0.5 MSD

COMPOUND	SPIKE ADDED (ug/Kg)	MSD CONCENTRATION (ug/Kg)	MSD % REC	% RPD	QC LIMITS RPD	QC LIMITS REC	#
Aroclor-1016	1180	708	60	8	30	31-120	
Aroclor-1260	1180	2090	92	39	30	21-122	E F2

Column to be used to flag recovery and RPD values

FORM III 8082A

FORM III
PCBS MATRIX SPIKE RECOVERY

Lab Name: TestAmerica Canton Job No.: 240-100062-1

SDG No.:

Matrix: Solid Level: Low Lab File ID: P2082464.D

Lab ID: 240-100062-31 MS Client ID: CPP-SB-1858-0.0-0.5 MS

COMPOUND	SPIKE ADDED (ug/Kg)	SAMPLE CONCENTRATION (ug/Kg)	MS CONCENTRATION (ug/Kg)	MS % REC	QC LIMITS REC	#
Aroclor-1016	1280	140 U	934	73	31-120	
Aroclor-1260	1280	1300	1820	44	21-122	

Column to be used to flag recovery and RPD values

FORM III 8082A

FORM III
PCBS MATRIX SPIKE DUPLICATE RECOVERY

Lab Name: TestAmerica Canton Job No.: 240-100062-1

SDG No.:

Matrix: Solid Level: Low Lab File ID: P2082465.D

Lab ID: 240-100062-31 MSD Client ID: CPP-SB-1858-0.0-0.5 MSD

COMPOUND	SPIKE ADDED (ug/Kg)	MSD CONCENTRATION (ug/Kg)	MSD % REC	% RPD	QC LIMITS RPD	QC LIMITS REC	#
Aroclor-1016	1290	798	62	16	30	31-120	
Aroclor-1260	1290	1740	37	5	30	21-122	

Column to be used to flag recovery and RPD values

FORM III 8082A

FORM III
PCBS MATRIX SPIKE RECOVERY

Lab Name: TestAmerica Canton Job No.: 240-100062-1

SDG No.:

Matrix: Solid Level: Low Lab File ID: P13082632.D

Lab ID: 240-100062-60 MS Client ID: CPP-DUP-07-081718 MS

COMPOUND	SPIKE ADDED (ug/Kg)	SAMPLE CONCENTRATION (ug/Kg)	MS CONCENTRATION (ug/Kg)	MS % REC	QC LIMITS REC	#
Aroclor-1016	1190	27 U	829	70	31-120	
Aroclor-1260	1190	89	1020	78	21-122	

Column to be used to flag recovery and RPD values

FORM III 8082A

FORM III
PCBS MATRIX SPIKE DUPLICATE RECOVERY

Lab Name: TestAmerica Canton Job No.: 240-100062-1

SDG No.:

Matrix: Solid Level: Low Lab File ID: P13082633.D

Lab ID: 240-100062-60 MSD Client ID: CPP-DUP-07-081718 MSD

COMPOUND	SPIKE ADDED (ug/Kg)	MSD CONCENTRATION (ug/Kg)	MSD % REC	% RPD	QC LIMITS RPD	QC LIMITS REC	#
Aroclor-1016	1200	814	68	2	30	31-120	
Aroclor-1260	1200	1000	76	2	30	21-122	

Column to be used to flag recovery and RPD values

FORM III 8082A

FORM III
PCBS MATRIX SPIKE RECOVERY

Lab Name: TestAmerica Canton Job No.: 240-100062-1

SDG No.:

Matrix: Solid Level: Low Lab File ID: P10082447.D

Lab ID: 240-100062-61 MS Client ID: CPP-DUP-08-081718 MS

COMPOUND	SPIKE ADDED (ug/Kg)	SAMPLE CONCENTRATION (ug/Kg)	MS CONCENTRATION (ug/Kg)	MS % REC	QC LIMITS REC	#
Aroclor-1016	1100	24 U	803	73	31-120	
Aroclor-1260	1100	43 J	803	69	21-122	

Column to be used to flag recovery and RPD values

FORM III 8082A

FORM III
PCBS MATRIX SPIKE DUPLICATE RECOVERY

Lab Name: TestAmerica Canton Job No.: 240-100062-1

SDG No.:

Matrix: Solid Level: Low Lab File ID: P10082448.D

Lab ID: 240-100062-61 MSD Client ID: CPP-DUP-08-081718 MSD

COMPOUND	SPIKE ADDED (ug/Kg)	MSD CONCENTRATION (ug/Kg)	MSD % REC	% RPD	QC LIMITS RPD	QC LIMITS REC	#
Aroclor-1016	1090	918	84	56	30	31-120	F2
Aroclor-1260	1090	811	71	1	30	21-122	

Column to be used to flag recovery and RPD values

FORM III 8082A

FORM II
PCBS SURROGATE RECOVERY

Lab Name: TestAmerica Canton Job No.: 240-100062-1

SDG No.:

Matrix: Solid Level: Low

GC Column (1): CLP-2 (0.53 ID: 0.53(mm) GC Column (2): CLP-1 (0.53 ID: 0.53(mm)

Client Sample ID	Lab Sample ID	TCX2 #	TCX1 #	DCBP2 #	DCBP1 #
CPP-SB-1848-0.0-0.5	240-100062-1		79		55
CPP-SB-1848-0.5-1.0	240-100062-2		98		55 p
CPP-SB-1849-0.0-0.5	240-100062-4		79		85
CPP-SB-1849-0.5-1.0	240-100062-5		76		63 p
CPP-SB-1850-0.0-0.5	240-100062-7		79		61
CPP-SB-1850-0.5-1.0	240-100062-8		74		99
CPP-SB-1851-0.0-0.5	240-100062-10		75		64
CPP-SB-1851-0.5-1.0	240-100062-11		77		57 p
CPP-SB-1852-0.0-0.5	240-100062-13		70		45 p
CPP-SB-1852-0.5-1.0	240-100062-14		74		65
CPP-SB-1853-0.0-0.5	240-100062-16		76		61
CPP-SB-1853-0.5-1.0	240-100062-17		66		58
CPP-SB-1854-0.0-0.5	240-100062-19		79		51 p
CPP-SB-1854-0.5-1.0	240-100062-20		92		130
CPP-SB-1855-0.0-0.5	240-100062-22		87		131
CPP-SB-1855-0.5-1.0	240-100062-23	58		62	
CPP-SB-1856-0.0-0.5	240-100062-25	60		116	
CPP-SB-1856-0.5-1.0	240-100062-26	74		54 p	
CPP-SB-1857-0.0-0.5	240-100062-28	71		68 p	
CPP-SB-1857-0.5-1.0	240-100062-29	70		68 p	
CPP-SB-1858-0.0-0.5	240-100062-31	79		87	
CPP-SB-1858-0.5-1.0	240-100062-32	68		81	
CPP-SB-1859-0.0-0.5	240-100062-34	74		88	
CPP-SB-1859-0.5-1.0	240-100062-35	77		83	

	QC LIMITS
TCX = Tetrachloro-m-xylene	14-128
DCBP = DCB Decachlorobiphenyl	10-132

Column to be used to flag recovery values

FORM II 8082A

FORM II
PCBS SURROGATE RECOVERY

Lab Name: TestAmerica Canton Job No.: 240-100062-1

SDG No.:

Matrix: Solid Level: Low

GC Column (1): CLP-2 (0.53 ID: 0.53(mm) GC Column (2): CLP-1 (0.53 ID: 0.53(mm)

Client Sample ID	Lab Sample ID	TCX2	#	TCX1	#	DCBP2	#	DCBP1	#
CPP-SB-1860-0.0-0.5	240-100062-37	87				143	X		
CPP-SB-1860-0.5-1.0	240-100062-38	57				63			
CPP-SB-1861-0.0-0.5	240-100062-40	93				72	p		
CPP-SB-1861-0.5-1.0	240-100062-41	72				89			
CPP-SB-1862-0.0-0.5	240-100062-43	54	p			60			
CPP-SB-1862-0.5-1.0	240-100062-44	54	p			58	p		
CPP-SB-1863-0.0-0.5	240-100062-46	75				150	X		
CPP-SB-1863-0.5-1.0	240-100062-47	78				108			
CPP-SB-1864-0.0-0.5	240-100062-49	81				92			
CPP-SB-1864-0.5-1.0	240-100062-50	68				83			
CPP-SB-1865-0.0-0.5	240-100062-52	79				85			
CPP-SB-1865-0.5-1.0	240-100062-53	68				82			
CPP-SB-1866-0.0-0.5	240-100062-55	76				81			
CPP-SB-1866-0.5-1.0	240-100062-56	56				72			
CPP-DUP-05-081718	240-100062-58	80				121			
CPP-DUP-06-081718	240-100062-59	77				120			
CPP-DUP-07-081718	240-100062-60	70				91			
CPP-DUP-08-081718	240-100062-61			81				81	
	MB 240-341850/22-A			75				80	
	MB 240-342016/18-A			75				76	
	MB 240-342186/19-A	65				89			
	MB 240-342274/23-A	73				89			
	MB 240-342285/7-A			71				76	
	LCS 240-341850/23-A			85				87	
	LCS 240-342016/19-A			87				87	

	QC LIMITS
TCX = Tetrachloro-m-xylene	14-128
DCBP = DCB Decachlorobiphenyl	10-132

Column to be used to flag recovery values

FORM II 8082A

FORM II
PCBS SURROGATE RECOVERY

Lab Name: TestAmerica Canton Job No.: 240-100062-1

SDG No.:

Matrix: Solid Level: Low

GC Column (1): CLP-2 (0.53 ID: 0.53(mm) GC Column (2): CLP-1 (0.53 ID: 0.53(mm)

Client Sample ID	Lab Sample ID	TCX2 #	TCX1 #	DCBP2 #	DCBP1 #
	LCS 240-342186/20-A	75		75	
	LCS 240-342274/24-A	78		95	
	LCS 240-342285/8-A		70		71
CPP-SB-1854-0.0-0.5 MS	240-100062-19 MS		76		81
CPP-SB-1858-0.0-0.5 MS	240-100062-31 MS	75		50 p	
CPP-DUP-07-081718 MS	240-100062-60 MS	78		82	
CPP-DUP-08-081718 MS	240-100062-61 MS		84		76
CPP-SB-1854-0.0-0.5 MSD	240-100062-19 MSD		77		69
CPP-SB-1858-0.0-0.5 MSD	240-100062-31 MSD	73		71	
CPP-DUP-07-081718 MSD	240-100062-60 MSD	80		82	
CPP-DUP-08-081718 MSD	240-100062-61 MSD		85		87

	QC LIMITS
TCX = Tetrachloro-m-xylene	14-128
DCBP = DCB Decachlorobiphenyl	10-132

Column to be used to flag recovery values

FORM II 8082A

FORM VIII
PCBS INTERNAL STANDARD AREA AND RETENTION TIME SUMMARY

Lab Name: TestAmerica Canton Job No.: 240-100062-1

SDG No.:

Sample No.: CCV 240-342123/3 Date Analyzed: 08/23/2018 05:09

Instrument ID: A2HP10 GC Column: CLP-2 (0.53mm) ID: 0.53(mm)

Lab File ID (Standard): P10082303.D Heated Purge: (Y/N) N

Calibration ID: 45440

		BNB					
		AREA #	RT #	AREA #	RT #	AREA #	RT #
12/24 HOUR STD		49583873	3.32				
UPPER LIMIT		99167746	3.82				
LOWER LIMIT		24791937	2.82				
LAB SAMPLE ID	CLIENT SAMPLE ID						
CCV 240-342123/4		48465923	3.31				
CCV 240-342123/5		48775373	3.31				
CCV 240-342123/6		51288143	3.32				
CCV 240-342123/7		51935010	3.31				
MB 240-341850/22-A		51710173	3.32				
LCS 240-341850/23-A		49706740	3.32				
240-100062-1	CPP-SB-1848-0.0-0.5	58240280	3.32				
240-100062-4	CPP-SB-1849-0.0-0.5	55364265	3.32				
240-100062-5	CPP-SB-1849-0.5-1.0	57452896	3.31				
240-100062-7	CPP-SB-1850-0.0-0.5	55834460	3.32				
240-100062-8	CPP-SB-1850-0.5-1.0	61975930	3.33				
240-100062-10	CPP-SB-1851-0.0-0.5	59841877	3.33				
240-100062-11	CPP-SB-1851-0.5-1.0	60986331	3.33				
240-100062-13	CPP-SB-1852-0.0-0.5	59341630	3.32				
240-100062-14	CPP-SB-1852-0.5-1.0	62888696	3.32				

BNB = 1-Bromo-2-nitrobenzene

Area Limit = 50%-200% of internal standard area
RT Limit = ± 0.5 minutes of internal standard RT

Column used to flag values outside QC limits

FORM VIII 8082A

FORM VIII
PCBS INTERNAL STANDARD AREA AND RETENTION TIME SUMMARY

Lab Name: TestAmerica Canton Job No.: 240-100062-1

SDG No.:

Sample No.: CCVIS 240-342123/29 Date Analyzed: 08/23/2018 13:26

Instrument ID: A2HP10 GC Column: CLP-2 (0.53mm) ID: 0.53(mm)

Lab File ID (Standard): P10082329.D Heated Purge: (Y/N) N

Calibration ID: 45440

		BNB					
		AREA #	RT #	AREA #	RT #	AREA #	RT #
12/24 HOUR STD		61753482	3.32				
UPPER LIMIT		123506964	3.82				
LOWER LIMIT		30876741	2.82				
LAB SAMPLE ID	CLIENT SAMPLE ID						
240-100062-16	CPP-SB-1853-0.0-0.5	61352301	3.32				
240-100062-17	CPP-SB-1853-0.5-1.0	56589217	3.32				
240-100062-19	CPP-SB-1854-0.0-0.5	61984921	3.32				
240-100062-19 MS	CPP-SB-1854-0.0-0.5 MS	56360211	3.32				
240-100062-19 MSD	CPP-SB-1854-0.0-0.5 MSD	59512380	3.32				

BNB = 1-Bromo-2-nitrobenzene

Area Limit = 50%-200% of internal standard area
RT Limit = ± 0.5 minutes of internal standard RT

Column used to flag values outside QC limits

FORM VIII 8082A

FORM VIII
PCBS INTERNAL STANDARD AREA AND RETENTION TIME SUMMARY

Lab Name: TestAmerica Canton Job No.: 240-100062-1

SDG No.:

Sample No.: CCV 240-342446/3 Date Analyzed: 08/24/2018 19:29

Instrument ID: A2HP10 GC Column: CLP-2 (0.53mm) ID: 0.53(mm)

Lab File ID (Standard): P10082439.D Heated Purge: (Y/N) N

Calibration ID: 45440

		BNB					
		AREA #	RT #	AREA #	RT #	AREA #	RT #
12/24 HOUR STD		59283231	3.31				
UPPER LIMIT		118566462	3.81				
LOWER LIMIT		29641616	2.81				
LAB SAMPLE ID	CLIENT SAMPLE ID						
CCV 240-342446/4		65492605	3.32				
CCV 240-342446/5		58051113	3.31				
CCV 240-342446/6		60220330	3.31				
CCV 240-342446/7		65826021	3.32				
240-100062-61	CPP-DUP-08-081718	57951902	3.31				
240-100062-61 MS	CPP-DUP-08-081718 MS	62908946	3.32				
240-100062-61 MSD	CPP-DUP-08-081718 MSD	61859495	3.32				
MB 240-342285/7-A		57423791	3.32				
LCS 240-342285/8-A		55182532	3.31				
240-100062-2	CPP-SB-1848-0.5-1.0	64380330	3.31				

BNB = 1-Bromo-2-nitrobenzene

Area Limit = 50%-200% of internal standard area
RT Limit = ± 0.5 minutes of internal standard RT

Column used to flag values outside QC limits

FORM VIII 8082A

FORM VIII
PCBS INTERNAL STANDARD AREA AND RETENTION TIME SUMMARY

Lab Name: TestAmerica Canton Job No.: 240-100062-1

SDG No.:

Sample No.: CCV 240-342535/3 Date Analyzed: 08/26/2018 14:36

Instrument ID: A2HP13 GC Column: CLP-1 (0.53mm) ID: 0.53(mm)

Lab File ID (Standard): P13082603.D Heated Purge: (Y/N) N

Calibration ID: 46223

		BNB					
		AREA #	RT #	AREA #	RT #	AREA #	RT #
12/24 HOUR STD		52806006	1.73				
UPPER LIMIT		105612012	2.23				
LOWER LIMIT		26403003	1.23				
LAB SAMPLE ID	CLIENT SAMPLE ID						
CCV 240-342535/4		51283065	1.73				
CCV 240-342535/5		49862107	1.73				
CCV 240-342535/6		50072914	1.73				
CCV 240-342535/7		51640203	1.73				
240-100062-32	CPP-SB-1858-0.5-1.0	48447314	1.73				
240-100062-34	CPP-SB-1859-0.0-0.5	50687739	1.73				
240-100062-35	CPP-SB-1859-0.5-1.0	52728122	1.73				
240-100062-37	CPP-SB-1860-0.0-0.5	49778310	1.73				
240-100062-38	CPP-SB-1860-0.5-1.0	72121720	1.73				
240-100062-41	CPP-SB-1861-0.5-1.0	49818051	1.73				
240-100062-43	CPP-SB-1862-0.0-0.5	75324365	1.73				
240-100062-44	CPP-SB-1862-0.5-1.0	79004872	1.73				
240-100062-46	CPP-SB-1863-0.0-0.5	48246003	1.73				
240-100062-47	CPP-SB-1863-0.5-1.0	48118851	1.73				
240-100062-49	CPP-SB-1864-0.0-0.5	49756620	1.73				
240-100062-50	CPP-SB-1864-0.5-1.0	48881735	1.73				
240-100062-52	CPP-SB-1865-0.0-0.5	49682363	1.73				
240-100062-53	CPP-SB-1865-0.5-1.0	54813033	1.73				
240-100062-55	CPP-SB-1866-0.0-0.5	49220692	1.73				
240-100062-56	CPP-SB-1866-0.5-1.0	62375809	1.73				
MB 240-342274/23-A		49149461	1.73				
LCS 240-342274/24-A		46336884	1.73				

BNB = 1-Bromo-2-nitrobenzene

Area Limit = 50%-200% of internal standard area
RT Limit = ± 0.5 minutes of internal standard RT

Column used to flag values outside QC limits

FORM VIII 8082A

FORM VIII
PCBS INTERNAL STANDARD AREA AND RETENTION TIME SUMMARY

Lab Name: TestAmerica Canton Job No.: 240-100062-1

SDG No.:

Sample No.: CCVIS 240-342535/28 Date Analyzed: 08/26/2018 21:53

Instrument ID: A2HP13 GC Column: CLP-1 (0.53mm) ID: 0.53(mm)

Lab File ID (Standard): P13082628.D Heated Purge: (Y/N) N

Calibration ID: 46223

		BNB					
		AREA #	RT #	AREA #	RT #	AREA #	RT #
12/24 HOUR STD		50397473	1.73				
UPPER LIMIT		100794946	2.23				
LOWER LIMIT		25198737	1.23				
LAB SAMPLE ID	CLIENT SAMPLE ID						
240-100062-58	CPP-DUP-05-081718	48051042	1.73				
240-100062-59	CPP-DUP-06-081718	46185748	1.73				
240-100062-60	CPP-DUP-07-081718	49172774	1.73				
240-100062-60 MS	CPP-DUP-07-081718 MS	51530367	1.73				
240-100062-60 MSD	CPP-DUP-07-081718 MSD	51339412	1.73				

BNB = 1-Bromo-2-nitrobenzene

Area Limit = 50%-200% of internal standard area
RT Limit = ± 0.5 minutes of internal standard RT

Column used to flag values outside QC limits

FORM VIII 8082A

FORM VIII
PCBS INTERNAL STANDARD AREA AND RETENTION TIME SUMMARY

Lab Name: TestAmerica Canton Job No.: 240-100062-1

SDG No.:

Sample No.: CCVIS 240-342254/28 Date Analyzed: 08/23/2018 19:34

Instrument ID: A2HP2 GC Column: CLP-2 (0.53mm) ID: 0.53(mm)

Lab File ID (Standard): P2082328.D Heated Purge: (Y/N) N

Calibration ID: 46605

		BNB					
		AREA #	RT #	AREA #	RT #	AREA #	RT #
12/24 HOUR STD		48825681	1.43				
UPPER LIMIT		97651362	1.93				
LOWER LIMIT		24412841	0.93				
LAB SAMPLE ID	CLIENT SAMPLE ID						
MB 240-342016/18-A		48016445	1.43				
LCS 240-342016/19-A		50032582	1.43				
240-100062-20	CPP-SB-1854-0.5-1.0	49524181	1.43				
240-100062-22	CPP-SB-1855-0.0-0.5	42139765	1.43				

BNB = 1-Bromo-2-nitrobenzene

Area Limit = 50%-200% of internal standard area
RT Limit = ± 0.5 minutes of internal standard RT

Column used to flag values outside QC limits

FORM VIII 8082A

FORM VIII
PCBS INTERNAL STANDARD AREA AND RETENTION TIME SUMMARY

Lab Name: TestAmerica Canton Job No.: 240-100062-1

SDG No.:

Sample No.: CCV 240-342463/3 Date Analyzed: 08/25/2018 17:52

Instrument ID: A2HP2 GC Column: CLP-1 (0.53mm) ID: 0.53(mm)

Lab File ID (Standard): P2082438.D Heated Purge: (Y/N) N

Calibration ID: 46604

		BNB					
		AREA #	RT #	AREA #	RT #	AREA #	RT #
12/24 HOUR STD		70410914	1.28				
UPPER LIMIT		140821828	1.78				
LOWER LIMIT		35205457	0.78				
LAB SAMPLE ID	CLIENT SAMPLE ID						
CCV 240-342463/4		64594064	1.28				
CCV 240-342463/5		63381890	1.28				
CCV 240-342463/6		63845356	1.28				
CCV 240-342463/7		65585823	1.28				
240-100062-23	CPP-SB-1855-0.5-1.0	66797722	1.28				
240-100062-25	CPP-SB-1856-0.0-0.5	69075956	1.28				
240-100062-26	CPP-SB-1856-0.5-1.0	72247744	1.28				
240-100062-28	CPP-SB-1857-0.0-0.5	68438591	1.28				
MB 240-342186/19-A		74136645	1.28				
LCS 240-342186/20-A		71354594	1.28				

BNB = 1-Bromo-2-nitrobenzene

Area Limit = 50%-200% of internal standard area
RT Limit = ± 0.5 minutes of internal standard RT

Column used to flag values outside QC limits

FORM VIII 8082A

FORM VIII
PCBS INTERNAL STANDARD AREA AND RETENTION TIME SUMMARY

Lab Name: TestAmerica Canton Job No.: 240-100062-1

SDG No.:

Sample No.: CCVIS 240-342463/26 Date Analyzed: 08/25/2018 23:29

Instrument ID: A2HP2 GC Column: CLP-1 (0.53mm) ID: 0.53(mm)

Lab File ID (Standard): P2082461.D Heated Purge: (Y/N) N

Calibration ID: 46604

		BNB					
		AREA #	RT #	AREA #	RT #	AREA #	RT #
12/24 HOUR STD		67971952	1.28				
UPPER LIMIT		135943904	1.78				
LOWER LIMIT		33985976	0.78				
LAB SAMPLE ID	CLIENT SAMPLE ID						
240-100062-29	CPP-SB-1857-0.5-1.0	65731500	1.28				
240-100062-31	CPP-SB-1858-0.0-0.5	72942742	1.28				
240-100062-31 MS	CPP-SB-1858-0.0-0.5 MS	73615782	1.28				
240-100062-31 MSD	CPP-SB-1858-0.0-0.5 MSD	73718903	1.28				

BNB = 1-Bromo-2-nitrobenzene

Area Limit = 50%-200% of internal standard area
RT Limit = ± 0.5 minutes of internal standard RT

Column used to flag values outside QC limits

FORM VIII 8082A

FORM VIII
PCBS INTERNAL STANDARD AREA AND RETENTION TIME SUMMARY

Lab Name: TestAmerica Canton Job No.: 240-100062-1

SDG No.:

Sample No.: CCV 240-343040/3 Date Analyzed: 08/29/2018 12:07

Instrument ID: A2HP2 GC Column: CLP-1 (0.53mm) ID: 0.53(mm)

Lab File ID (Standard): P2082903.D Heated Purge: (Y/N) N

Calibration ID: 46604

		BNB					
		AREA #	RT #	AREA #	RT #	AREA #	RT #
12/24 HOUR STD		69472504	1.27				
UPPER LIMIT		138945008	1.77				
LOWER LIMIT		34736252	0.77				
LAB SAMPLE ID	CLIENT SAMPLE ID						
CCV 240-343040/4		70143340	1.27				
CCV 240-343040/5		71307862	1.27				
CCV 240-343040/6		69517835	1.27				
CCV 240-343040/7		70559134	1.27				
240-100062-40	CPP-SB-1861-0.0-0.5	62986880	1.27				

BNB = 1-Bromo-2-nitrobenzene

Area Limit = 50%-200% of internal standard area
RT Limit = ± 0.5 minutes of internal standard RT

Column used to flag values outside QC limits

FORM VIII 8082A

FORM X
IDENTIFICATION SUMMARY

Lab Name: TestAmerica Canton Job No.: 240-100062-1

SDG No.:

Client Sample ID: CPP-DUP-05-081718 Lab Sample ID: 240-100062-58

Instrument ID (1): A2HP13 Instrument ID (2): A2HP13

Date Analyzed (1): 08/26/2018 22:10 Date Analyzed (2): 08/26/2018 22:10

GC Column (1): CLP-2 (0.53mm ID: 0.53(mm) GC Column (2): CLP-1 (0.53mm ID: 0.53(mm)

ANALYTE	COL	PEAK	RT	RT WINDOW		CONCENTRATION		RPD
				FROM	TO	PEAK	MEAN	
Aroclor-1260	1	1	7.59	7.57	7.61	156	160	17.0
		2	7.85	7.83	7.87	115		
		3	8.38	8.36	8.40	151		
		5	9.38	9.36	9.40	229		
	2	1	6.72	6.70	6.74	124	190	
		2	7.06	7.04	7.08	144		
		3	7.39	7.37	7.41	299		
		4	8.19	8.18	8.21	176		
		5	8.52	8.51	8.54	221		

FORM X
IDENTIFICATION SUMMARY

Lab Name: TestAmerica Canton Job No.: 240-100062-1

SDG No.:

Client Sample ID: CPP-DUP-06-081718 Lab Sample ID: 240-100062-59

Instrument ID (1): A2HP13 Instrument ID (2): A2HP13

Date Analyzed (1): 08/26/2018 22:28 Date Analyzed (2): 08/26/2018 22:28

GC Column (1): CLP-2 (0.53mm ID: 0.53(mm) GC Column (2): CLP-1 (0.53mm ID: 0.53(mm)

ANALYTE	COL	PEAK	RT	RT WINDOW		CONCENTRATION		RPD
				FROM	TO	PEAK	MEAN	
Aroclor-1260	1	1	7.59	7.57	7.61	386	460	10.9
		2	7.85	7.83	7.87	434		
		3	8.38	8.36	8.40	399		
		5	9.38	9.36	9.40	623		
	2	1	6.72	6.70	6.74	356	410	
		2	7.06	7.04	7.08	387		
		3	7.39	7.37	7.41	423		
		4	8.19	8.18	8.21	416		
		5	8.52	8.51	8.54	482		

FORM X
IDENTIFICATION SUMMARY

Lab Name: TestAmerica Canton Job No.: 240-100062-1

SDG No.:

Client Sample ID: CPP-DUP-07-081718 Lab Sample ID: 240-100062-60

Instrument ID (1): A2HP13 Instrument ID (2): A2HP13

Date Analyzed (1): 08/26/2018 22:45 Date Analyzed (2): 08/26/2018 22:45

GC Column (1): CLP-2 (0.53mm ID: 0.53(mm) GC Column (2): CLP-1 (0.53mm ID: 0.53(mm)

ANALYTE	COL	PEAK	RT	RT WINDOW		CONCENTRATION		RPD
				FROM	TO	PEAK	MEAN	
Aroclor-1260	1	1	7.59	7.57	7.61	70.4	85	4.7
		2	7.85	7.83	7.87	81.3		
		3	8.38	8.36	8.40	111		
		5	9.38	9.36	9.40	78.0		
	2	1	6.72	6.70	6.74	63.1	89	
		2	7.06	7.04	7.08	87.7		
		3	7.39	7.37	7.41	95.8		
		4	8.19	8.18	8.21	106		
		5	8.52	8.51	8.54	93.5		

FORM X
IDENTIFICATION SUMMARY

Lab Name: TestAmerica Canton Job No.: 240-100062-1

SDG No.:

Client Sample ID: CPP-DUP-08-081718 Lab Sample ID: 240-100062-61

Instrument ID (1): A2HP10 Instrument ID (2): A2HP10

Date Analyzed (1): 08/24/2018 21:42 Date Analyzed (2): 08/24/2018 21:42

GC Column (1): CLP-2 (0.53mm ID: 0.53(mm) GC Column (2): CLP-1 (0.53mm ID: 0.53(mm)

ANALYTE	COL	PEAK	RT	RT WINDOW		CONCENTRATION		RPD
				FROM	TO	PEAK	MEAN	
Aroclor-1260	1	1	8.73	8.71	8.75	48.3	43	0.6
		2	8.98	8.96	9.00	44.3		
		3	9.50	9.48	9.52	35.5		
		5	10.52	10.50	10.54	44.2		
	2	1	7.66	7.64	7.68	36.8	43	
		2	7.98	7.97	8.01	36.2		
		3	8.30	8.29	8.33	53.6		
		4	9.08	9.06	9.10	58.2		
		5	9.39	9.38	9.42	29.1		

FORM X
IDENTIFICATION SUMMARY

Lab Name: TestAmerica Canton Job No.: 240-100062-1

SDG No.:

Client Sample ID: CPP-SB-1848-0.0-0.5 Lab Sample ID: 240-100062-1

Instrument ID (1): A2HP10 Instrument ID (2): A2HP10

Date Analyzed (1): 08/23/2018 09:15 Date Analyzed (2): 08/23/2018 09:15

GC Column (1): CLP-2 (0.53mm ID: 0.53(mm) GC Column (2): CLP-1 (0.53mm ID: 0.53(mm)

ANALYTE	COL	PEAK	RT	RT WINDOW		CONCENTRATION		RPD
				FROM	TO	PEAK	MEAN	
Aroclor-1260	1	1	8.73	8.71	8.75	816	930	0.3
		2	8.98	8.96	9.00	961		
		3	9.50	9.48	9.52	771		
		4	10.13	10.11	10.15	1150		
		5	10.52	10.50	10.54	949		
	2	1	7.65	7.64	7.68	747	930	
		2	7.98	7.97	8.01	876		
		3	8.30	8.29	8.33	1090		
		4	9.08	9.07	9.11	820		
		5	9.39	9.38	9.42	1100		

FORM X
IDENTIFICATION SUMMARY

Lab Name: TestAmerica Canton Job No.: 240-100062-1

SDG No.:

Client Sample ID: CPP-SB-1849-0.0-0.5 Lab Sample ID: 240-100062-4

Instrument ID (1): A2HP10 Instrument ID (2): A2HP10

Date Analyzed (1): 08/23/2018 10:12 Date Analyzed (2): 08/23/2018 10:12

GC Column (1): CLP-2 (0.53mm ID: 0.53(mm) GC Column (2): CLP-1 (0.53mm ID: 0.53(mm)

ANALYTE	COL	PEAK	RT	RT WINDOW		CONCENTRATION		RPD
				FROM	TO	PEAK	MEAN	
Aroclor-1260	1	1	8.73	8.71	8.75	597	790	1.4
		2	8.98	8.96	9.00	780		
		3	9.50	9.48	9.52	705		
		4	10.13	10.11	10.15	1000		
		5	10.52	10.50	10.54	879		
	2	1	7.66	7.64	7.68	562	800	
		2	7.99	7.97	8.01	701		
		3	8.30	8.29	8.33	1100		
		4	9.08	9.07	9.11	713		
		5	9.39	9.38	9.42	940		

FORM X
IDENTIFICATION SUMMARY

Lab Name: TestAmerica Canton Job No.: 240-100062-1

SDG No.:

Client Sample ID: CPP-SB-1849-0.5-1.0 Lab Sample ID: 240-100062-5

Instrument ID (1): A2HP10 Instrument ID (2): A2HP10

Date Analyzed (1): 08/23/2018 10:32 Date Analyzed (2): 08/23/2018 10:32

GC Column (1): CLP-2 (0.53mm ID: 0.53(mm) GC Column (2): CLP-1 (0.53mm ID: 0.53(mm)

ANALYTE	COL	PEAK	RT	RT WINDOW		CONCENTRATION		RPD
				FROM	TO	PEAK	MEAN	
Aroclor-1260	1	1	8.73	8.71	8.75	109	140	24.4
		2	8.98	8.96	9.00	85.0		
		3	9.50	9.48	9.52	110		
		4	10.13	10.11	10.15	277		
		5	10.52	10.50	10.54	143		
	2	1	7.66	7.64	7.68	78.9	110	
		2	7.98	7.97	8.01	104		
		4	9.08	9.07	9.11	111		
		5	9.39	9.38	9.42	159		

FORM X
IDENTIFICATION SUMMARY

Lab Name: TestAmerica Canton Job No.: 240-100062-1

SDG No.:

Client Sample ID: CPP-SB-1850-0.0-0.5 Lab Sample ID: 240-100062-7

Instrument ID (1): A2HP10 Instrument ID (2): A2HP10

Date Analyzed (1): 08/23/2018 10:51 Date Analyzed (2): 08/23/2018 10:51

GC Column (1): CLP-2 (0.53mm ID: 0.53(mm) GC Column (2): CLP-1 (0.53mm ID: 0.53(mm)

ANALYTE	COL	PEAK	RT	RT WINDOW		CONCENTRATION		RPD
				FROM	TO	PEAK	MEAN	
Aroclor-1260	1	1	8.73	8.71	8.75	687	660	6.2
		2	8.98	8.96	9.00	517		
		3	9.50	9.48	9.52	550		
		4	10.13	10.11	10.15	855		
		5	10.52	10.50	10.54	690		
	2	1	7.66	7.64	7.68	698	700	
		2	7.99	7.97	8.01	551		
		3	8.30	8.29	8.33	738		
		4	9.08	9.07	9.11	744		
		5	9.39	9.38	9.42	779		

FORM X
IDENTIFICATION SUMMARY

Lab Name: TestAmerica Canton Job No.: 240-100062-1

SDG No.:

Client Sample ID: CPP-SB-1850-0.5-1.0 Lab Sample ID: 240-100062-8

Instrument ID (1): A2HP10 Instrument ID (2): A2HP10

Date Analyzed (1): 08/23/2018 11:11 Date Analyzed (2): 08/23/2018 11:11

GC Column (1): CLP-2 (0.53mm ID: 0.53(mm) GC Column (2): CLP-1 (0.53mm ID: 0.53(mm)

ANALYTE	COL	PEAK	RT	RT WINDOW		CONCENTRATION		RPD
				FROM	TO	PEAK	MEAN	
Aroclor-1260	1	1	8.73	8.71	8.75	170	190	3.7
		2	8.98	8.96	9.00	113		
		3	9.50	9.48	9.52	122		
		4	10.13	10.11	10.15	355		
		5	10.52	10.50	10.54	196		
	2	1	7.65	7.64	7.68	138	180	
		2	7.98	7.97	8.01	130		
		3	8.30	8.29	8.33	231		
		4	9.08	9.07	9.11	176		
		5	9.39	9.38	9.42	248		

FORM X
IDENTIFICATION SUMMARY

Lab Name: TestAmerica Canton Job No.: 240-100062-1

SDG No.:

Client Sample ID: CPP-SB-1851-0.0-0.5 Lab Sample ID: 240-100062-10

Instrument ID (1): A2HP10 Instrument ID (2): A2HP10

Date Analyzed (1): 08/23/2018 11:30 Date Analyzed (2): 08/23/2018 11:30

GC Column (1): CLP-2 (0.53mm ID: 0.53(mm) GC Column (2): CLP-1 (0.53mm ID: 0.53(mm)

ANALYTE	COL	PEAK	RT	RT WINDOW		CONCENTRATION		RPD
				FROM	TO	PEAK	MEAN	
Aroclor-1260	1	1	8.73	8.71	8.75	561	740	3.4
		2	8.98	8.96	9.00	692		
		3	9.49	9.48	9.52	630		
		4	10.13	10.11	10.15	968		
		5	10.52	10.50	10.54	833		
	2	1	7.66	7.64	7.68	488	710	
		2	7.98	7.97	8.01	643		
		3	8.30	8.29	8.33	852		
		4	9.08	9.07	9.11	687		
		5	9.39	9.38	9.42	890		

FORM X
IDENTIFICATION SUMMARY

Lab Name: TestAmerica Canton Job No.: 240-100062-1

SDG No.:

Client Sample ID: CPP-SB-1851-0.5-1.0 Lab Sample ID: 240-100062-11

Instrument ID (1): A2HP10 Instrument ID (2): A2HP10

Date Analyzed (1): 08/23/2018 11:49 Date Analyzed (2): 08/23/2018 11:49

GC Column (1): CLP-2 (0.53mm ID: 0.53(mm) GC Column (2): CLP-1 (0.53mm ID: 0.53(mm)

ANALYTE	COL	PEAK	RT	RT WINDOW		CONCENTRATION		RPD
				FROM	TO	PEAK	MEAN	
Aroclor-1260	1	1	8.73	8.71	8.75	58.6	65	11.5
		2	8.98	8.96	9.00	61.5		
		3	9.50	9.48	9.52	53.1		
		5	10.52	10.50	10.54	87.7		
	2	1	7.66	7.64	7.68	49.6	58	
		2	7.98	7.97	8.01	50.7		
		3	8.30	8.29	8.33	77.7		
		4	9.08	9.07	9.11	70.3		
		5	9.39	9.38	9.42	42.1		

FORM X
IDENTIFICATION SUMMARY

Lab Name: TestAmerica Canton Job No.: 240-100062-1

SDG No.:

Client Sample ID: CPP-SB-1852-0.0-0.5 Lab Sample ID: 240-100062-13

Instrument ID (1): A2HP10 Instrument ID (2): A2HP10

Date Analyzed (1): 08/23/2018 12:08 Date Analyzed (2): 08/23/2018 12:08

GC Column (1): CLP-2 (0.53mm ID: 0.53(mm) GC Column (2): CLP-1 (0.53mm ID: 0.53(mm)

ANALYTE	COL	PEAK	RT	RT WINDOW		CONCENTRATION		RPD
				FROM	TO	PEAK	MEAN	
Aroclor-1260	1	1	8.73	8.71	8.75	509	670	13.2
		2	8.98	8.96	9.00	621		
		3	9.49	9.48	9.52	545		
		4	10.13	10.11	10.15	912		
		5	10.52	10.50	10.54	742		
	2	1	7.65	7.64	7.68	419	580	
		2	7.98	7.97	8.01	515		
		3	8.30	8.29	8.33	706		
		4	9.08	9.07	9.11	583		
		5	9.39	9.38	9.42	694		

FORM X
IDENTIFICATION SUMMARY

Lab Name: TestAmerica Canton Job No.: 240-100062-1

SDG No.:

Client Sample ID: CPP-SB-1852-0.5-1.0 Lab Sample ID: 240-100062-14

Instrument ID (1): A2HP10 Instrument ID (2): A2HP10

Date Analyzed (1): 08/23/2018 12:27 Date Analyzed (2): 08/23/2018 12:27

GC Column (1): CLP-2 (0.53mm ID: 0.53(mm) GC Column (2): CLP-1 (0.53mm ID: 0.53(mm)

ANALYTE	COL	PEAK	RT	RT WINDOW		CONCENTRATION		RPD
				FROM	TO	PEAK	MEAN	
Aroclor-1260	1	1	8.73	8.71	8.75	117	120	22.6
		2	8.98	8.96	9.00	115		
		3	9.49	9.48	9.52	110		
		5	10.52	10.50	10.54	151		
	2	1	7.65	7.64	7.68	87.6	98	
		2	7.98	7.97	8.01	89.2		
		3	8.30	8.29	8.33	101		
		4	9.08	9.07	9.11	109		
		5	9.39	9.38	9.42	104		

FORM X
IDENTIFICATION SUMMARY

Lab Name: TestAmerica Canton Job No.: 240-100062-1

SDG No.:

Client Sample ID: CPP-SB-1853-0.0-0.5 Lab Sample ID: 240-100062-16

Instrument ID (1): A2HP10 Instrument ID (2): A2HP10

Date Analyzed (1): 08/23/2018 13:45 Date Analyzed (2): 08/23/2018 13:45

GC Column (1): CLP-2 (0.53mm ID: 0.53(mm) GC Column (2): CLP-1 (0.53mm ID: 0.53(mm)

ANALYTE	COL	PEAK	RT	RT WINDOW		CONCENTRATION		RPD
				FROM	TO	PEAK	MEAN	
Aroclor-1260	1	1	8.73	8.71	8.75	785	870	5.3
		2	8.98	8.96	9.00	835		
		3	9.50	9.48	9.52	779		
		4	10.13	10.11	10.15	1030		
		5	10.52	10.50	10.54	898		
	2	1	7.66	7.64	7.68	771	910	
		2	7.98	7.97	8.01	855		
		3	8.30	8.29	8.33	1150		
		4	9.08	9.07	9.11	804		
		5	9.39	9.38	9.42	979		

FORM X
IDENTIFICATION SUMMARY

Lab Name: TestAmerica Canton Job No.: 240-100062-1

SDG No.:

Client Sample ID: CPP-SB-1853-0.5-1.0 Lab Sample ID: 240-100062-17

Instrument ID (1): A2HP10 Instrument ID (2): A2HP10

Date Analyzed (1): 08/23/2018 14:04 Date Analyzed (2): 08/23/2018 14:04

GC Column (1): CLP-2 (0.53mm ID: 0.53(mm) GC Column (2): CLP-1 (0.53mm ID: 0.53(mm)

ANALYTE	COL	PEAK	RT	RT WINDOW		CONCENTRATION		RPD
				FROM	TO	PEAK	MEAN	
Aroclor-1260	1	1	8.73	8.71	8.75	192	190	9.1
		2	8.98	8.96	9.00	152		
		3	9.49	9.48	9.52	100		
		4	10.13	10.11	10.15	322		
		5	10.52	10.50	10.54	194		
	2	1	7.66	7.64	7.68	149	210	
		2	7.98	7.97	8.01	216		
		3	8.30	8.29	8.33	263		
		4	9.08	9.07	9.11	171		
		5	9.39	9.38	9.42	254		

FORM X
IDENTIFICATION SUMMARY

Lab Name: TestAmerica Canton Job No.: 240-100062-1

SDG No.:

Client Sample ID: CPP-SB-1854-0.0-0.5 Lab Sample ID: 240-100062-19

Instrument ID (1): A2HP10 Instrument ID (2): A2HP10

Date Analyzed (1): 08/23/2018 14:24 Date Analyzed (2): 08/23/2018 14:24

GC Column (1): CLP-2 (0.53mm ID: 0.53(mm) GC Column (2): CLP-1 (0.53mm ID: 0.53(mm)

ANALYTE	COL	PEAK	RT	RT WINDOW		CONCENTRATION		RPD
				FROM	TO	PEAK	MEAN	
Aroclor-1260	1	1	8.73	8.71	8.75	884	1000	6.7
		2	8.98	8.96	9.00	972		
		3	9.50	9.48	9.52	822		
		4	10.13	10.11	10.15	1240		
		5	10.52	10.50	10.54	1070		
	2	1	7.66	7.64	7.68	799	1100	
		2	7.98	7.97	8.01	921		
		3	8.30	8.29	8.33	1430		
		4	9.08	9.07	9.11	1000		
		5	9.39	9.38	9.42	1190		

FORM X
IDENTIFICATION SUMMARY

Lab Name: TestAmerica Canton Job No.: 240-100062-1

SDG No.:

Client Sample ID: CPP-SB-1854-0.5-1.0 Lab Sample ID: 240-100062-20

Instrument ID (1): A2HP2 Instrument ID (2): A2HP2

Date Analyzed (1): 08/24/2018 00:09 Date Analyzed (2): 08/24/2018 00:09

GC Column (1): CLP-2 (0.53mm ID: 0.53(mm) GC Column (2): CLP-1 (0.53mm ID: 0.53(mm)

ANALYTE	COL	PEAK	RT	RT WINDOW		CONCENTRATION		RPD
				FROM	TO	PEAK	MEAN	
Aroclor-1260	1	1	5.43	5.42	5.45	2640	2800	21.4
		2	5.63	5.61	5.65	2860		
		3	6.02	6.01	6.05	2370		
		4	6.49	6.47	6.51	2900		
		5	6.79	6.78	6.81	3170		
	2	1	4.68	4.66	4.70	2050	2200	
		2	4.96	4.94	4.98	2490		
		3	5.33	5.31	5.35	1970		
		4	5.84	5.82	5.86	2160		
		5	6.08	6.07	6.10	2580		

FORM X
IDENTIFICATION SUMMARY

Lab Name: TestAmerica Canton Job No.: 240-100062-1

SDG No.:

Client Sample ID: CPP-SB-1855-0.0-0.5 Lab Sample ID: 240-100062-22

Instrument ID (1): A2HP2 Instrument ID (2): A2HP2

Date Analyzed (1): 08/24/2018 00:23 Date Analyzed (2): 08/24/2018 00:23

GC Column (1): CLP-2 (0.53mm ID: 0.53(mm) GC Column (2): CLP-1 (0.53mm ID: 0.53(mm)

ANALYTE	COL	PEAK	RT	RT WINDOW		CONCENTRATION		RPD
				FROM	TO	PEAK	MEAN	
Aroclor-1260	1	1	5.43	5.42	5.45	321	340	14.5
		2	5.63	5.61	5.65	355		
		3	6.02	6.01	6.05	318		
		4	6.49	6.47	6.51	366		
	2	1	4.68	4.66	4.70	257	290	
		2	4.96	4.94	4.98	328		
		3	5.33	5.31	5.35	233		
		4	5.84	5.82	5.86	308		
		5	6.08	6.07	6.10	345		

FORM X
IDENTIFICATION SUMMARY

Lab Name: TestAmerica Canton Job No.: 240-100062-1

SDG No.:

Client Sample ID: CPP-SB-1855-0.5-1.0 Lab Sample ID: 240-100062-23

Instrument ID (1): A2HP2 Instrument ID (2): A2HP2

Date Analyzed (1): 08/25/2018 22:01 Date Analyzed (2): 08/25/2018 22:01

GC Column (1): CLP-2 (0.53mm ID: 0.53(mm) GC Column (2): CLP-1 (0.53mm ID: 0.53(mm)

ANALYTE	COL	PEAK	RT	RT WINDOW		CONCENTRATION		RPD
				FROM	TO	PEAK	MEAN	
Aroclor-1260	1	1	5.49	5.47	5.51	299	320	30.0
		2	5.68	5.67	5.70	251		
		3	6.08	6.07	6.10	407		
		4	6.55	6.53	6.57	323		
	2	1	4.71	4.69	4.73	192	240	
		2	4.99	4.97	5.01	207		
		3	5.36	5.34	5.38	219		
		4	5.87	5.85	5.89	251		
		5	6.12	6.10	6.14	314		

FORM X
IDENTIFICATION SUMMARY

Lab Name: TestAmerica Canton Job No.: 240-100062-1

SDG No.:

Client Sample ID: CPP-SB-1856-0.0-0.5 Lab Sample ID: 240-100062-25

Instrument ID (1): A2HP2 Instrument ID (2): A2HP2

Date Analyzed (1): 08/25/2018 22:15 Date Analyzed (2): 08/25/2018 22:15

GC Column (1): CLP-2 (0.53mm ID: 0.53(mm) GC Column (2): CLP-1 (0.53mm ID: 0.53(mm)

ANALYTE	COL	PEAK	RT	RT WINDOW		CONCENTRATION		RPD
				FROM	TO	PEAK	MEAN	
Aroclor-1260	1	1	5.49	5.47	5.51	469	480	31.3
		2	5.68	5.67	5.70	495		
		3	6.08	6.07	6.10	601		
		4	6.55	6.53	6.57	411		
		5	6.86	6.84	6.88	402		
	2	1	4.71	4.69	4.73	280	350	
		2	4.99	4.97	5.01	344		
		3	5.36	5.34	5.38	349		
		4	5.87	5.85	5.89	359		
		5	6.12	6.10	6.14	402		

FORM X
IDENTIFICATION SUMMARY

Lab Name: TestAmerica Canton Job No.: 240-100062-1

SDG No.:

Client Sample ID: CPP-SB-1856-0.5-1.0 Lab Sample ID: 240-100062-26

Instrument ID (1): A2HP2 Instrument ID (2): A2HP2

Date Analyzed (1): 08/25/2018 22:30 Date Analyzed (2): 08/25/2018 22:30

GC Column (1): CLP-2 (0.53mm ID: 0.53(mm) GC Column (2): CLP-1 (0.53mm ID: 0.53(mm)

ANALYTE	COL	PEAK	RT	RT WINDOW		CONCENTRATION		RPD
				FROM	TO	PEAK	MEAN	
Aroclor-1260	1	1	5.49	5.47	5.51	418	290	49.5
		2	5.68	5.67	5.70	156		
		3	6.08	6.07	6.10	336		
		4	6.55	6.53	6.57	235		
	2	1	4.71	4.69	4.73	125	170	
		2	4.99	4.97	5.01	147		
		3	5.36	5.34	5.38	184		
		4	5.87	5.85	5.89	208		
		5	6.12	6.10	6.14	199		

FORM X
IDENTIFICATION SUMMARY

Lab Name: TestAmerica Canton Job No.: 240-100062-1

SDG No.:

Client Sample ID: CPP-SB-1857-0.0-0.5 Lab Sample ID: 240-100062-28

Instrument ID (1): A2HP2 Instrument ID (2): A2HP2

Date Analyzed (1): 08/25/2018 22:45 Date Analyzed (2): 08/25/2018 22:45

GC Column (1): CLP-2 (0.53mm ID: 0.53(mm) GC Column (2): CLP-1 (0.53mm ID: 0.53(mm)

ANALYTE	COL	PEAK	RT	RT WINDOW		CONCENTRATION		RPD
				FROM	TO	PEAK	MEAN	
Aroclor-1260	1	1	5.49	5.47	5.51	1030	1600	33.8
		2	5.68	5.67	5.70	1530		
		3	6.08	6.07	6.10	1870		
		4	6.55	6.53	6.57	1810		
		5	6.86	6.84	6.88	1660		
	2	1	4.71	4.69	4.73	731	1100	
		2	4.99	4.97	5.01	1110		
		3	5.36	5.34	5.38	1030		
		4	5.87	5.85	5.89	1230		
		5	6.12	6.10	6.14	1520		

FORM X
IDENTIFICATION SUMMARY

Lab Name: TestAmerica Canton Job No.: 240-100062-1

SDG No.:

Client Sample ID: CPP-SB-1857-0.5-1.0 Lab Sample ID: 240-100062-29

Instrument ID (1): A2HP2 Instrument ID (2): A2HP2

Date Analyzed (1): 08/25/2018 23:43 Date Analyzed (2): 08/25/2018 23:43

GC Column (1): CLP-2 (0.53mm ID: 0.53(mm) GC Column (2): CLP-1 (0.53mm ID: 0.53(mm)

ANALYTE	COL	PEAK	RT	RT WINDOW		CONCENTRATION		RPD
				FROM	TO	PEAK	MEAN	
Aroclor-1260	1	1	5.49	5.47	5.51	89.8	63	59.9
		2	5.68	5.67	5.70	31.0		
		3	6.08	6.07	6.10	67.5		
	2	1	4.71	4.69	4.73	26.7	34	
		2	4.99	4.97	5.01	35.8		
		3	5.36	5.34	5.38	35.4		
		4	5.87	5.85	5.89	35.0		
		5	6.12	6.10	6.14	36.3		

FORM X
IDENTIFICATION SUMMARY

Lab Name: TestAmerica Canton Job No.: 240-100062-1

SDG No.:

Client Sample ID: CPP-SB-1858-0.0-0.5 Lab Sample ID: 240-100062-31

Instrument ID (1): A2HP2 Instrument ID (2): A2HP2

Date Analyzed (1): 08/25/2018 23:58 Date Analyzed (2): 08/25/2018 23:58

GC Column (1): CLP-2 (0.53mm ID: 0.53(mm) GC Column (2): CLP-1 (0.53mm ID: 0.53(mm)

ANALYTE	COL	PEAK	RT	RT WINDOW		CONCENTRATION		RPD
				FROM	TO	PEAK	MEAN	
Aroclor-1260	1	1	5.49	5.47	5.51	1130	1500	20.2
		2	5.68	5.66	5.70	1550		
		3	6.08	6.06	6.10	1450		
		4	6.55	6.53	6.57	1860		
		5	6.86	6.84	6.87	1750		
	2	1	4.71	4.69	4.73	774	1300	
		2	4.99	4.97	5.01	1180		
		3	5.36	5.34	5.38	1230		
		4	5.87	5.85	5.89	1350		
		5	6.12	6.10	6.13	1780		

FORM X
IDENTIFICATION SUMMARY

Lab Name: TestAmerica Canton Job No.: 240-100062-1

SDG No.:

Client Sample ID: CPP-SB-1859-0.0-0.5 Lab Sample ID: 240-100062-34

Instrument ID (1): A2HP13 Instrument ID (2): A2HP13

Date Analyzed (1): 08/26/2018 16:39 Date Analyzed (2): 08/26/2018 16:39

GC Column (1): CLP-2 (0.53mm ID: 0.53(mm) GC Column (2): CLP-1 (0.53mm ID: 0.53(mm)

ANALYTE	COL	PEAK	RT	RT WINDOW		CONCENTRATION		RPD
				FROM	TO	PEAK	MEAN	
Aroclor-1260	1	1	7.59	7.58	7.62	694	1100	7.3
		2	7.85	7.83	7.87	1060		
		3	8.38	8.36	8.40	1010		
		4	9.00	8.99	9.02	1400		
		5	9.38	9.36	9.40	1260		
	2	1	6.72	6.71	6.74	675	1000	
		2	7.06	7.05	7.09	986		
		3	7.39	7.38	7.42	1130		
		4	8.19	8.18	8.22	974		
		5	8.52	8.51	8.55	1280		

FORM X
IDENTIFICATION SUMMARY

Lab Name: TestAmerica Canton Job No.: 240-100062-1

SDG No.:

Client Sample ID: CPP-SB-1859-0.5-1.0 Lab Sample ID: 240-100062-35

Instrument ID (1): A2HP13 Instrument ID (2): A2HP13

Date Analyzed (1): 08/26/2018 16:56 Date Analyzed (2): 08/26/2018 16:56

GC Column (1): CLP-2 (0.53mm ID: 0.53(mm) GC Column (2): CLP-1 (0.53mm ID: 0.53(mm)

ANALYTE	COL	PEAK	RT	RT WINDOW		CONCENTRATION		RPD
				FROM	TO	PEAK	MEAN	
Aroclor-1260	1	1	7.59	7.58	7.62	49.4	42	17.3
		2	7.85	7.83	7.87	43.3		
		3	8.38	8.36	8.40	33.9		
		5	9.38	9.36	9.40	40.7		
	2	2	7.06	7.05	7.09	33.5	35	
		3	7.39	7.38	7.42	40.2		
		5	8.53	8.51	8.55	42.8		

FORM X
IDENTIFICATION SUMMARY

Lab Name: TestAmerica Canton Job No.: 240-100062-1

SDG No.:

Client Sample ID: CPP-SB-1860-0.0-0.5 Lab Sample ID: 240-100062-37

Instrument ID (1): A2HP13 Instrument ID (2): A2HP13

Date Analyzed (1): 08/26/2018 17:14 Date Analyzed (2): 08/26/2018 17:14

GC Column (1): CLP-2 (0.53mm ID: 0.53(mm) GC Column (2): CLP-1 (0.53mm ID: 0.53(mm)

ANALYTE	COL	PEAK	RT	RT WINDOW		CONCENTRATION		RPD
				FROM	TO	PEAK	MEAN	
Aroclor-1260	1	1	7.59	7.58	7.62	3130	4100	12.5
		2	7.85	7.83	7.87	4310		
		3	8.38	8.36	8.40	3620		
		4	9.00	8.99	9.02	4790		
		5	9.38	9.36	9.40	4690		
	2	1	6.72	6.71	6.74	3290	4700	
		2	7.06	7.05	7.09	4430		
		3	7.39	7.38	7.42	5910		
		4	8.20	8.18	8.22	4200		
		5	8.53	8.51	8.55	5440		

FORM X
IDENTIFICATION SUMMARY

Lab Name: TestAmerica Canton Job No.: 240-100062-1

SDG No.:

Client Sample ID: CPP-SB-1860-0.5-1.0 Lab Sample ID: 240-100062-38

Instrument ID (1): A2HP13 Instrument ID (2): A2HP13

Date Analyzed (1): 08/26/2018 17:31 Date Analyzed (2): 08/26/2018 17:31

GC Column (1): CLP-2 (0.53mm ID: 0.53(mm) GC Column (2): CLP-1 (0.53mm ID: 0.53(mm)

ANALYTE	COL	PEAK	RT	RT WINDOW		CONCENTRATION		RPD
				FROM	TO	PEAK	MEAN	
Aroclor-1260	1	1	7.59	7.58	7.62	93.0	100	29.7
		2	7.85	7.83	7.87	111		
		3	8.38	8.36	8.40	107		
		5	9.38	9.36	9.40	100		
	2	1	6.72	6.71	6.74	56.4	76	
		2	7.06	7.05	7.09	73.9		
		3	7.39	7.38	7.42	86.9		
		4	8.19	8.18	8.22	86.6		
		5	8.52	8.51	8.55	77.1		

FORM X
IDENTIFICATION SUMMARY

Lab Name: TestAmerica Canton Job No.: 240-100062-1

SDG No.:

Client Sample ID: CPP-SB-1861-0.0-0.5 Lab Sample ID: 240-100062-40

Instrument ID (1): A2HP2 Instrument ID (2): A2HP2

Date Analyzed (1): 08/29/2018 16:29 Date Analyzed (2): 08/29/2018 16:29

GC Column (1): CLP-2 (0.53mm ID: 0.53(mm) GC Column (2): CLP-1 (0.53mm ID: 0.53(mm)

ANALYTE	COL	PEAK	RT	RT WINDOW		CONCENTRATION		RPD
				FROM	TO	PEAK	MEAN	
Aroclor-1260	1	1	5.46	5.45	5.49	1980	3100	22.7
		2	5.66	5.64	5.68	3320		
		3	6.06	6.04	6.08	3250		
		4	6.53	6.51	6.55	3470		
		5	6.83	6.82	6.85	3470		
	2	1	4.71	4.68	4.72	1460	2500	
		2	4.98	4.95	4.99	2550		
		3	5.36	5.33	5.37	2450		
		4	5.86	5.84	5.87	2500		
		5	6.11	6.08	6.12	3360		

FORM X
IDENTIFICATION SUMMARY

Lab Name: TestAmerica Canton Job No.: 240-100062-1

SDG No.:

Client Sample ID: CPP-SB-1861-0.5-1.0 Lab Sample ID: 240-100062-41

Instrument ID (1): A2HP13 Instrument ID (2): A2HP13

Date Analyzed (1): 08/26/2018 18:06 Date Analyzed (2): 08/26/2018 18:06

GC Column (1): CLP-2 (0.53mm ID: 0.53(mm) GC Column (2): CLP-1 (0.53mm ID: 0.53(mm)

ANALYTE	COL	PEAK	RT	RT WINDOW		CONCENTRATION		RPD
				FROM	TO	PEAK	MEAN	
Aroclor-1260	1	1	7.59	7.58	7.62	84.8	160	14.3
		2	7.85	7.83	7.87	182		
		3	8.38	8.36	8.40	192		
		5	9.38	9.36	9.40	193		
	2	1	6.72	6.71	6.74	119	190	
		2	7.06	7.05	7.09	180		
		3	7.39	7.38	7.42	201		
		4	8.19	8.18	8.22	208		
		5	8.52	8.51	8.55	232		

FORM X
IDENTIFICATION SUMMARY

Lab Name: TestAmerica Canton Job No.: 240-100062-1

SDG No.:

Client Sample ID: CPP-SB-1862-0.0-0.5 Lab Sample ID: 240-100062-43

Instrument ID (1): A2HP13 Instrument ID (2): A2HP13

Date Analyzed (1): 08/26/2018 18:24 Date Analyzed (2): 08/26/2018 18:24

GC Column (1): CLP-2 (0.53mm ID: 0.53(mm) GC Column (2): CLP-1 (0.53mm ID: 0.53(mm)

ANALYTE	COL	PEAK	RT	RT WINDOW		CONCENTRATION		RPD
				FROM	TO	PEAK	MEAN	
Aroclor-1260	1	1	7.59	7.58	7.62	1000	1500	30.6
		2	7.85	7.83	7.87	1470		
		3	8.38	8.36	8.40	1490		
		5	9.38	9.36	9.40	1960		
	2	1	6.72	6.71	6.74	663	1100	
		2	7.06	7.05	7.09	957		
		3	7.39	7.38	7.42	1400		
		4	8.19	8.18	8.22	1020		
		5	8.52	8.51	8.55	1390		

FORM X
IDENTIFICATION SUMMARY

Lab Name: TestAmerica Canton Job No.: 240-100062-1

SDG No.:

Client Sample ID: CPP-SB-1862-0.5-1.0 Lab Sample ID: 240-100062-44

Instrument ID (1): A2HP13 Instrument ID (2): A2HP13

Date Analyzed (1): 08/26/2018 18:41 Date Analyzed (2): 08/26/2018 18:41

GC Column (1): CLP-2 (0.53mm ID: 0.53(mm) GC Column (2): CLP-1 (0.53mm ID: 0.53(mm)

ANALYTE	COL	PEAK	RT	RT WINDOW		CONCENTRATION		RPD
				FROM	TO	PEAK	MEAN	
Aroclor-1260	1	1	7.59	7.58	7.62	71.3	91	26.7
		2	7.85	7.83	7.87	102		
		3	8.38	8.36	8.40	95.4		
		5	9.38	9.36	9.40	96.7		
	2	1	6.72	6.71	6.74	38.5	70	
		2	7.07	7.05	7.09	62.5		
		3	7.39	7.38	7.42	84.5		
		4	8.19	8.18	8.22	85.8		
		5	8.52	8.51	8.55	77.7		

FORM X
IDENTIFICATION SUMMARY

Lab Name: TestAmerica Canton Job No.: 240-100062-1

SDG No.:

Client Sample ID: CPP-SB-1863-0.0-0.5 Lab Sample ID: 240-100062-46

Instrument ID (1): A2HP13 Instrument ID (2): A2HP13

Date Analyzed (1): 08/26/2018 18:58 Date Analyzed (2): 08/26/2018 18:58

GC Column (1): CLP-2 (0.53mm ID: 0.53(mm) GC Column (2): CLP-1 (0.53mm ID: 0.53(mm)

ANALYTE	COL	PEAK	RT	RT WINDOW		CONCENTRATION		RPD
				FROM	TO	PEAK	MEAN	
Aroclor-1260	1	1	7.59	7.58	7.62	327	630	11.9
		2	7.85	7.83	7.87	720		
		3	8.38	8.36	8.40	650		
		5	9.38	9.36	9.40	812		
	2	1	6.72	6.71	6.74	375	710	
		2	7.06	7.05	7.09	715		
		3	7.39	7.38	7.42	824		
		4	8.19	8.18	8.22	685		
		5	8.52	8.51	8.55	932		

FORM X
IDENTIFICATION SUMMARY

Lab Name: TestAmerica Canton Job No.: 240-100062-1

SDG No.:

Client Sample ID: CPP-SB-1863-0.5-1.0 Lab Sample ID: 240-100062-47

Instrument ID (1): A2HP13 Instrument ID (2): A2HP13

Date Analyzed (1): 08/26/2018 19:16 Date Analyzed (2): 08/26/2018 19:16

GC Column (1): CLP-2 (0.53mm ID: 0.53(mm) GC Column (2): CLP-1 (0.53mm ID: 0.53(mm)

ANALYTE	COL	PEAK	RT	RT WINDOW		CONCENTRATION		RPD
				FROM	TO	PEAK	MEAN	
Aroclor-1260	1	2	7.85	7.83	7.87	256	230	4.2
		3	8.38	8.36	8.40	210		
		5	9.38	9.36	9.40	233		
	2	2	7.06	7.05	7.09	235	240	
		3	7.39	7.38	7.42	237		
		4	8.19	8.18	8.22	233		
		5	8.52	8.51	8.55	266		

FORM X
IDENTIFICATION SUMMARY

Lab Name: TestAmerica Canton Job No.: 240-100062-1

SDG No.:

Client Sample ID: CPP-SB-1864-0.0-0.5 Lab Sample ID: 240-100062-49

Instrument ID (1): A2HP13 Instrument ID (2): A2HP13

Date Analyzed (1): 08/26/2018 19:33 Date Analyzed (2): 08/26/2018 19:33

GC Column (1): CLP-2 (0.53mm ID: 0.53(mm) GC Column (2): CLP-1 (0.53mm ID: 0.53(mm)

ANALYTE	COL	PEAK	RT	RT WINDOW		CONCENTRATION		RPD
				FROM	TO	PEAK	MEAN	
Aroclor-1260	1	1	7.59	7.58	7.62	150	380	9.7
		2	7.85	7.83	7.87	357		
		3	8.38	8.36	8.40	349		
		4	9.00	8.99	9.02	634		
		5	9.38	9.36	9.40	394		
	2	1	6.72	6.71	6.74	157	340	
		2	7.06	7.05	7.09	335		
		3	7.39	7.38	7.42	399		
		4	8.19	8.18	8.22	356		
		5	8.52	8.51	8.55	463		

FORM X
IDENTIFICATION SUMMARY

Lab Name: TestAmerica Canton Job No.: 240-100062-1

SDG No.:

Client Sample ID: CPP-SB-1864-0.5-1.0 Lab Sample ID: 240-100062-50

Instrument ID (1): A2HP13 Instrument ID (2): A2HP13

Date Analyzed (1): 08/26/2018 19:51 Date Analyzed (2): 08/26/2018 19:51

GC Column (1): CLP-2 (0.53mm ID: 0.53(mm) GC Column (2): CLP-1 (0.53mm ID: 0.53(mm)

ANALYTE	COL	PEAK	RT	RT WINDOW		CONCENTRATION		RPD
				FROM	TO	PEAK	MEAN	
Aroclor-1260	1	2	7.85	7.83	7.87	146	170	2.8
		3	8.38	8.36	8.40	158		
		5	9.38	9.36	9.40	199		
	2	2	7.06	7.05	7.09	139	160	
		3	7.39	7.38	7.42	171		
		4	8.19	8.18	8.22	158		
		5	8.52	8.51	8.55	185		

FORM X
IDENTIFICATION SUMMARY

Lab Name: TestAmerica Canton Job No.: 240-100062-1

SDG No.:

Client Sample ID: CPP-SB-1865-0.0-0.5 Lab Sample ID: 240-100062-52

Instrument ID (1): A2HP13 Instrument ID (2): A2HP13

Date Analyzed (1): 08/26/2018 20:08 Date Analyzed (2): 08/26/2018 20:08

GC Column (1): CLP-2 (0.53mm ID: 0.53(mm) GC Column (2): CLP-1 (0.53mm ID: 0.53(mm)

ANALYTE	COL	PEAK	RT	RT WINDOW		CONCENTRATION		RPD
				FROM	TO	PEAK	MEAN	
Aroclor-1260	1	1	7.59	7.58	7.62	350	400	14.4
		2	7.85	7.83	7.87	339		
		3	8.38	8.36	8.40	431		
		5	9.38	9.36	9.40	497		
	2	1	6.72	6.71	6.74	360	470	
		2	7.06	7.05	7.09	400		
		3	7.39	7.38	7.42	515		
		4	8.19	8.18	8.22	485		
		5	8.52	8.51	8.55	574		

FORM X
IDENTIFICATION SUMMARY

Lab Name: TestAmerica Canton Job No.: 240-100062-1

SDG No.:

Client Sample ID: CPP-SB-1865-0.5-1.0 Lab Sample ID: 240-100062-53

Instrument ID (1): A2HP13 Instrument ID (2): A2HP13

Date Analyzed (1): 08/26/2018 20:26 Date Analyzed (2): 08/26/2018 20:26

GC Column (1): CLP-2 (0.53mm ID: 0.53(mm) GC Column (2): CLP-1 (0.53mm ID: 0.53(mm)

ANALYTE	COL	PEAK	RT	RT WINDOW		CONCENTRATION		RPD
				FROM	TO	PEAK	MEAN	
Aroclor-1260	1	1	7.59	7.58	7.62	32.2	27	10.0
		2	7.85	7.83	7.87	23.6		
		3	8.38	8.36	8.40	27.5		
		5	9.38	9.36	9.40	24.4		
	2	4	8.18	8.18	8.22	57.3	30	
		5	8.52	8.51	8.55	30.3		

FORM X
IDENTIFICATION SUMMARY

Lab Name: TestAmerica Canton Job No.: 240-100062-1

SDG No.:

Client Sample ID: CPP-SB-1866-0.0-0.5 Lab Sample ID: 240-100062-55

Instrument ID (1): A2HP13 Instrument ID (2): A2HP13

Date Analyzed (1): 08/26/2018 20:43 Date Analyzed (2): 08/26/2018 20:43

GC Column (1): CLP-2 (0.53mm ID: 0.53(mm) GC Column (2): CLP-1 (0.53mm ID: 0.53(mm)

ANALYTE	COL	PEAK	RT	RT WINDOW		CONCENTRATION		RPD
				FROM	TO	PEAK	MEAN	
Aroclor-1260	1	1	7.59	7.58	7.62	642	740	13.2
		2	7.85	7.83	7.87	745		
		3	8.38	8.36	8.40	694		
		5	9.38	9.36	9.40	864		
	2	1	6.72	6.71	6.74	652	840	
		2	7.06	7.05	7.09	778		
		3	7.39	7.38	7.42	1030		
		4	8.19	8.18	8.22	793		
		5	8.52	8.51	8.55	952		

PCBS BATCH WORKSHEET

Lab Name: TestAmerica Canton Job No.: 240-100062-1

SDG No.:

Batch Number: 341850 Batch Start Date: 08/21/18 14:25 Batch Analyst: Turner, Dakota

Batch Method: 3540C Batch End Date: 08/22/18 06:25

Lab Sample ID	Client Sample ID	Method Chain	Basis	InitialAmount	FinalAmount	ex10PPMSPK 00042	ex2/.2SURRW 00111		
240-100062-B-1	CPP-SB-1848-0.0-0.5	3540C, 8082A	T	10.08 g	10 mL		1 mL		
240-100062-B-2	CPP-SB-1848-0.5-1.0	3540C, 8082A	T	10.06 g	10 mL		1 mL		
240-100062-B-4	CPP-SB-1849-0.0-0.5	3540C, 8082A	T	10.12 g	10 mL		1 mL		
240-100062-B-5	CPP-SB-1849-0.5-1.0	3540C, 8082A	T	10.12 g	10 mL		1 mL		
240-100062-B-7	CPP-SB-1850-0.0-0.5	3540C, 8082A	T	10.18 g	10 mL		1 mL		
240-100062-B-8	CPP-SB-1850-0.5-1.0	3540C, 8082A	T	10.18 g	10 mL		1 mL		
240-100062-B-10	CPP-SB-1851-0.0-0.5	3540C, 8082A	T	10.07 g	10 mL		1 mL		
240-100062-B-11	CPP-SB-1851-0.5-1.0	3540C, 8082A	T	10.09 g	10 mL		1 mL		
240-100062-B-13	CPP-SB-1852-0.0-0.5	3540C, 8082A	T	10.18 g	10 mL		1 mL		
240-100062-B-14	CPP-SB-1852-0.5-1.0	3540C, 8082A	T	10.04 g	10 mL		1 mL		
240-100062-B-16	CPP-SB-1853-0.0-0.5	3540C, 8082A	T	10.02 g	10 mL		1 mL		
240-100062-B-17	CPP-SB-1853-0.5-1.0	3540C, 8082A	T	10.05 g	10 mL		1 mL		
240-100062-B-19	CPP-SB-1854-0.0-0.5	3540C, 8082A	T	10.09 g	10 mL		1 mL		
240-100062-B-19 MS	CPP-SB-1854-0.0-0.5	3540C, 8082A	T	10.12 g	10 mL	1 mL	1 mL		
240-100062-B-19 MSD	CPP-SB-1854-0.0-0.5	3540C, 8082A	T	10.07 g	10 mL	1 mL	1 mL		
MB 240-341850/22		3540C, 8082A		10 g	10 mL		1 mL		
LCS 240-341850/23		3540C, 8082A		10 g	10 mL	1 mL	1 mL		

The pound sign (#) in the amount added field denotes that the reagent was used undiluted. All calculations are performed using the stated concentration for this reagent.

PCBS BATCH WORKSHEET

Lab Name: TestAmerica Canton Job No.: 240-100062-1

SDG No.:

Batch Number: 341850 Batch Start Date: 08/21/18 14:25 Batch Analyst: Turner, Dakota

Batch Method: 3540C Batch End Date: 08/22/18 06:25

Batch Notes	
Acid used for Clean Up ID	3623292
Balance ID	1339907
Analyst ID - Concentration	JESSICATRUSHEL ELIZABETHBORDER
Analyst ID - Extraction	Sam Dillon
Na2SO4 ID	2548158
Prep Solvent ID	3749728

Basis	Basis Description
T	Total/NA

The pound sign (#) in the amount added field denotes that the reagent was used undiluted. All calculations are performed using the stated concentration for this reagent.

PCBS BATCH WORKSHEET

Lab Name: TestAmerica Canton Job No.: 240-100062-1

SDG No.:

Batch Number: 342016 Batch Start Date: 08/22/18 12:00 Batch Analyst: Thabet, Ahmed

Batch Method: 3540C Batch End Date: 08/23/18 04:00

Lab Sample ID	Client Sample ID	Method Chain	Basis	InitialAmount	FinalAmount	ex10PPMSPK 00042	ex2/.2SURRW 00111		
MB 240-342016/18		3540C, 8082A		10 g	10 mL		1 mL		
LCS 240-342016/19		3540C, 8082A		10 g	10 mL	1 mL	1 mL		
240-100062-B-20	CPP-SB-1854-0.5-1.0	3540C, 8082A	T	9.65 g	10 mL		1 mL		
240-100062-B-22	CPP-SB-1855-0.0-0.5	3540C, 8082A	T	9.91 g	10 mL		1 mL		

Batch Notes	
Acid used for Clean Up ID	3623292
Balance ID	1339908
Blank Matrix ID	2548158
Analyst ID - Concentration	ELIZABETHBORDER JESSICATRUSHEL
Analyst ID - Extraction	AT
Na2SO4 ID	2548158
Prep Solvent ID	3749728
Analyst ID - Spike Analyst	AT

Basis	Basis Description
T	Total/NA

The pound sign (#) in the amount added field denotes that the reagent was used undiluted. All calculations are performed using the stated concentration for this reagent.

PCBS BATCH WORKSHEET

Lab Name: TestAmerica Canton Job No.: 240-100062-1

SDG No.:

Batch Number: 342186 Batch Start Date: 08/23/18 10:40 Batch Analyst: Turner, Dakota

Batch Method: 3540C Batch End Date: 08/24/18 02:40

Lab Sample ID	Client Sample ID	Method Chain	Basis	InitialAmount	FinalAmount	ex10PPMSPK 00042	ex2/.2SURRW 00111		
240-100062-B-23	CPP-SB-1855-0.5-1.0	3540C, 8082A	T	10.22 g	10 mL		1 mL		
240-100062-B-25	CPP-SB-1856-0.0-0.5	3540C, 8082A	T	10.06 g	10 mL		1 mL		
240-100062-B-26	CPP-SB-1856-0.5-1.0	3540C, 8082A	T	10.22 g	10 mL		1 mL		
240-100062-B-28	CPP-SB-1857-0.0-0.5	3540C, 8082A	T	10.06 g	10 mL		1 mL		
240-100062-B-29	CPP-SB-1857-0.5-1.0	3540C, 8082A	T	10.13 g	10 mL		1 mL		
240-100062-B-31	CPP-SB-1858-0.0-0.5	3540C, 8082A	T	10.03 g	10 mL		1 mL		
240-100062-B-31 MS	CPP-SB-1858-0.0-0.5	3540C, 8082A	T	10.14 g	10 mL	1 mL	1 mL		
240-100062-B-31 MSD	CPP-SB-1858-0.0-0.5	3540C, 8082A	T	10.05 g	10 mL	1 mL	1 mL		
MB 240-342186/19		3540C, 8082A		10 g	10 mL		1 mL		
LCS 240-342186/20		3540C, 8082A		10 g	10 mL	1 mL	1 mL		

Batch Notes	
Acid used for Clean Up ID	3623293
Balance ID	1339914
Analyst ID - Concentration	Jessica Trushel Elizabeth Border
Analyst ID - Extraction	Sam Dillon
Na2SO4 ID	2548159
Prep Solvent ID	3749727

Basis	Basis Description
T	Total/NA

The pound sign (#) in the amount added field denotes that the reagent was used undiluted. All calculations are performed using the stated concentration for this reagent.

PCBS BATCH WORKSHEET

Lab Name: TestAmerica Canton Job No.: 240-100062-1

SDG No.:

Batch Number: 342274 Batch Start Date: 08/23/18 14:10 Batch Analyst: Dillon, Samuel

Batch Method: 3540C Batch End Date: 08/24/18 06:10

Lab Sample ID	Client Sample ID	Method Chain	Basis	InitialAmount	FinalAmount	ex10PPMSPK 00042	ex2/.2SURRW 00111		
240-100062-B-32	CPP-SB-1858-0.5-1.0	3540C, 8082A	T	10.18 g	10 mL		1 mL		
240-100062-B-34	CPP-SB-1859-0.0-0.5	3540C, 8082A	T	10.02 g	10 mL		1 mL		
240-100062-B-35	CPP-SB-1859-0.5-1.0	3540C, 8082A	T	10.14 g	10 mL		1 mL		
240-100062-B-37	CPP-SB-1860-0.0-0.5	3540C, 8082A	T	10.11 g	10 mL		1 mL		
240-100062-B-38	CPP-SB-1860-0.5-1.0	3540C, 8082A	T	10.09 g	10 mL		1 mL		
240-100062-B-40	CPP-SB-1861-0.0-0.5	3540C, 8082A	T	10.10 g	10 mL		1 mL		
240-100062-B-41	CPP-SB-1861-0.5-1.0	3540C, 8082A	T	10.06 g	10 mL		1 mL		
240-100062-B-43	CPP-SB-1862-0.0-0.5	3540C, 8082A	T	10.11 g	10 mL		1 mL		
240-100062-B-44	CPP-SB-1862-0.5-1.0	3540C, 8082A	T	10.16 g	10 mL		1 mL		
240-100062-B-46	CPP-SB-1863-0.0-0.5	3540C, 8082A	T	10.24 g	10 mL		1 mL		
240-100062-B-47	CPP-SB-1863-0.5-1.0	3540C, 8082A	T	10.17 g	10 mL		1 mL		
240-100062-B-49	CPP-SB-1864-0.0-0.5	3540C, 8082A	T	10.06 g	10 mL		1 mL		
240-100062-B-50	CPP-SB-1864-0.5-1.0	3540C, 8082A	T	10.18 g	10 mL		1 mL		
240-100062-B-52	CPP-SB-1865-0.0-0.5	3540C, 8082A	T	10.08 g	10 mL		1 mL		
240-100062-B-53	CPP-SB-1865-0.5-1.0	3540C, 8082A	T	10.17 g	10 mL		1 mL		
240-100062-B-55	CPP-SB-1866-0.0-0.5	3540C, 8082A	T	10.22 g	10 mL		1 mL		
240-100062-B-56	CPP-SB-1866-0.5-1.0	3540C, 8082A	T	10.05 g	10 mL		1 mL		
240-100062-B-58	CPP-DUP-05-081718	3540C, 8082A	T	10.06 g	10 mL		1 mL		
240-100062-B-59	CPP-DUP-06-081718	3540C, 8082A	T	10.15 g	10 mL		1 mL		
240-100062-B-60	CPP-DUP-07-081718	3540C, 8082A	T	10.00 g	10 mL		1 mL		
240-100062-B-60 MS	CPP-DUP-07-081718	3540C, 8082A	T	10.33 g	10 mL	1 mL	1 mL		

The pound sign (#) in the amount added field denotes that the reagent was used undiluted. All calculations are performed using the stated concentration for this reagent.

PCBS BATCH WORKSHEET

Lab Name: TestAmerica Canton Job No.: 240-100062-1

SDG No.:

Batch Number: 342274 Batch Start Date: 08/23/18 14:10 Batch Analyst: Dillon, Samuel

Batch Method: 3540C Batch End Date: 08/24/18 06:10

Lab Sample ID	Client Sample ID	Method Chain	Basis	InitialAmount	FinalAmount	ex10PPMSPK 00042	ex2/.2SURRW 00111		
240-100062-B-60 MSD	CPP-DUP-07-08171 8	3540C, 8082A	T	10.23 g	10 mL	1 mL	1 mL		
MB 240-342274/23		3540C, 8082A		10 g	10 mL		1 mL		
LCS 240-342274/24		3540C, 8082A		10 g	10 mL	1 mL	1 mL		

Batch Notes	
Acid used for Clean Up ID	3623293
Balance ID	1339914
Analyst ID - Concentration	Jessica Trushel Elizabeth Border
Analyst ID - Extraction	Sam Dillon
Na2SO4 ID	2548159
Prep Solvent ID	3749727
Analyst ID - Spike Analyst	Sam Dillon

Basis	Basis Description
T	Total/NA

The pound sign (#) in the amount added field denotes that the reagent was used undiluted. All calculations are performed using the stated concentration for this reagent.

PCBS BATCH WORKSHEET

Lab Name: TestAmerica Canton Job No.: 240-100062-1

SDG No.:

Batch Number: 342285 Batch Start Date: 08/23/18 15:20 Batch Analyst: Dillon, Samuel

Batch Method: 3540C Batch End Date: 08/24/18 07:20

Lab Sample ID	Client Sample ID	Method Chain	Basis	InitialAmount	FinalAmount	ex10PPMSPK 00042	ex2/.2SURRW 00111		
240-100062-B-61	CPP-DUP-08-08171 8	3540C, 8082A	T	10.13 g	10 mL		1 mL		
240-100062-B-61 MS	CPP-DUP-08-08171 8	3540C, 8082A	T	10.08 g	10 mL	1 mL	1 mL		
240-100062-B-61 MSD	CPP-DUP-08-08171 8	3540C, 8082A	T	10.16 g	10 mL	1 mL	1 mL		
MB 240-342285/7		3540C, 8082A		10 g	10 mL		1 mL		
LCS 240-342285/8		3540C, 8082A		10 g	10 mL	1 mL	1 mL		

Batch Notes	
Acid used for Clean Up ID	3623293
Balance ID	1339914
Analyst ID - Concentration	Jessica Trushel Elizabeth Border
Analyst ID - Extraction	Sam Dillon
Na2SO4 ID	2548159
Prep Solvent ID	3749727
Analyst ID - Spike Analyst	Sam Dillon

Basis	Basis Description
T	Total/NA

The pound sign (#) in the amount added field denotes that the reagent was used undiluted. All calculations are performed using the stated concentration for this reagent.

ANALYTE	ORIGINAL	DUPLICATE	RL	RPD	RPD > 50%	ORIGINAL SAMPLE CONC >2xRL	DUPLICATE SAMPLE CONC >2xRL	DIFFERENCE >2XRL
AROCLOR-1260	140	190	61	30.30303	FALSE	TRUE	TRUE	FALSE
AROCLOR-1260	350	410	54	15.78947	FALSE	TRUE	TRUE	FALSE
AROCLOR-1260	76	89	56	15.75758	FALSE	FALSE	FALSE	FALSE
AROCLOR-1260	24	43	54	56.71642	TRUE	FALSE	FALSE	FALSE

Report Date: 24-Aug-2018 09:19:47 Chrom Revision: 2.3 19-Jul-2018 15:14:50

TestAmerica Canton

Data File: \\ChromNA\Canton\ChromData\A2HP10\20180823-79177.b\P10082316.D

Injection Date:	23-Aug-2018 09:15:52	Instrument ID:	A2HP10	Operator ID:	
Lims ID:	240-100062-B-1-A	Lab Sample ID:	240-100062-1	Worklist Smp#:	16
Client ID:	CPP-SB-1848-0.0-0.5				
Injection Vol:	1.0 uL	Dil. Factor:	1.0000	ALS Bottle#:	16
Method:	PCB10 IS	Limit Group:	GC 8082A IS		

Y Scaling: Method Defined: Set to Absolute Y Value

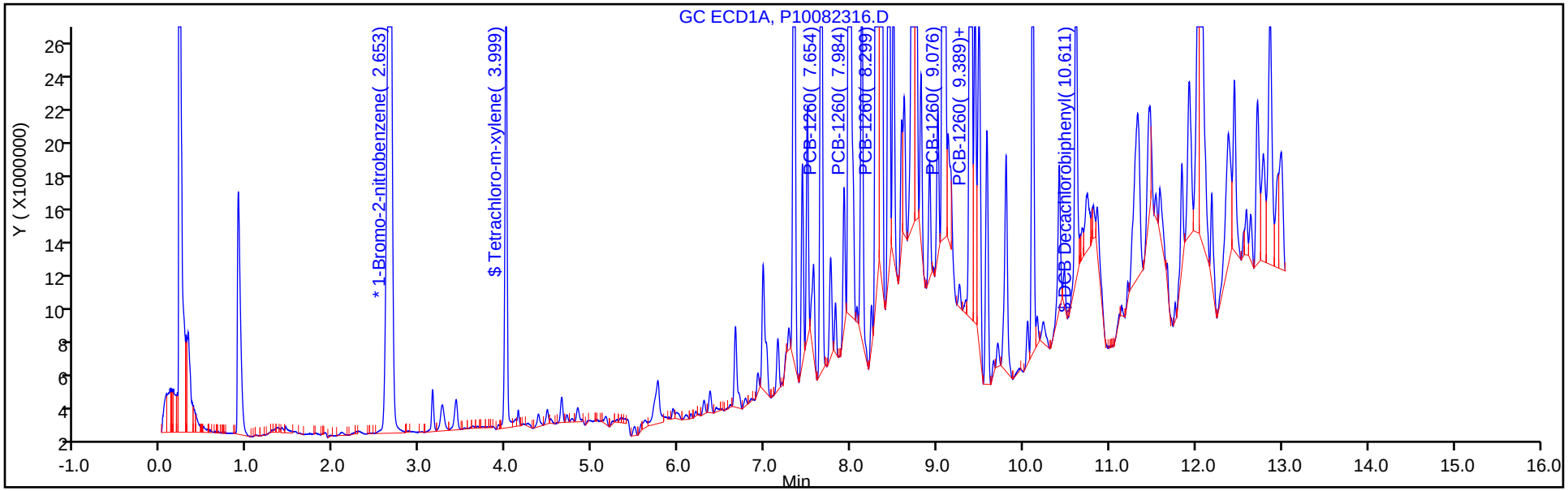

Y Scaling: Method Defined: Set to Absolute Y Value

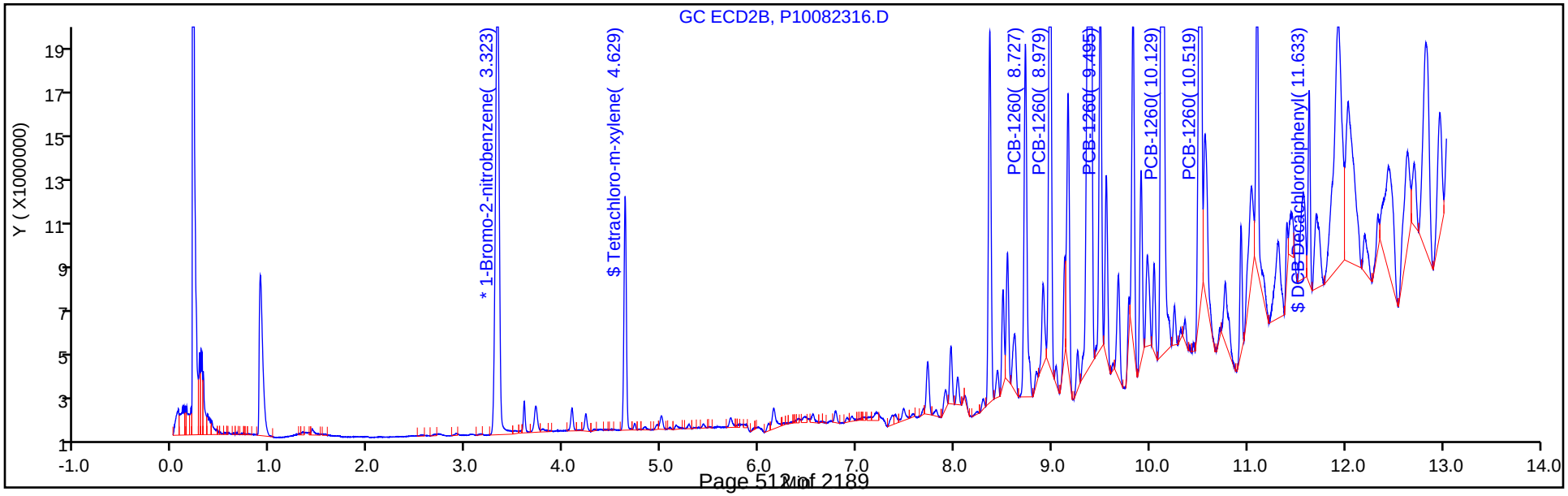

Report Date: 25-Aug-2018 07:35:23 Chrom Revision: 2.3 19-Jul-2018 15:14:50

TestAmerica Canton

Data File: \\ChromNA\Canton\ChromData\A2HP10\20180824-79238.b\P10082455.D

Injection Date:	25-Aug-2018 00:32:40	Instrument ID:	A2HP10	Operator ID:	
Lims ID:	240-100062-B-2-A	Lab Sample ID:	240-100062-2	Worklist Smp#:	19
Client ID:	CPP-SB-1848-0.5-1.0				
Injection Vol:	1.0 uL	Dil. Factor:	10.0000	ALS Bottle#:	55
Method:	PCB10 IS	Limit Group:	GC 8082A IS		

Y Scaling: Method Defined: Set to Absolute Y Value

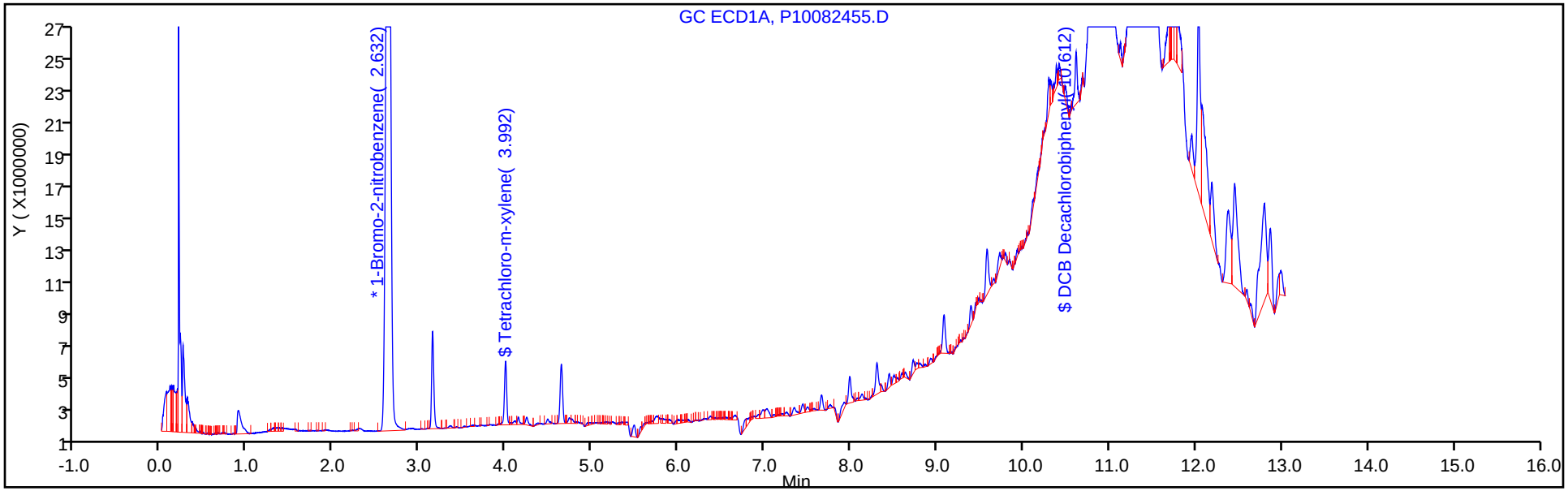

Y Scaling: Method Defined: Set to Absolute Y Value

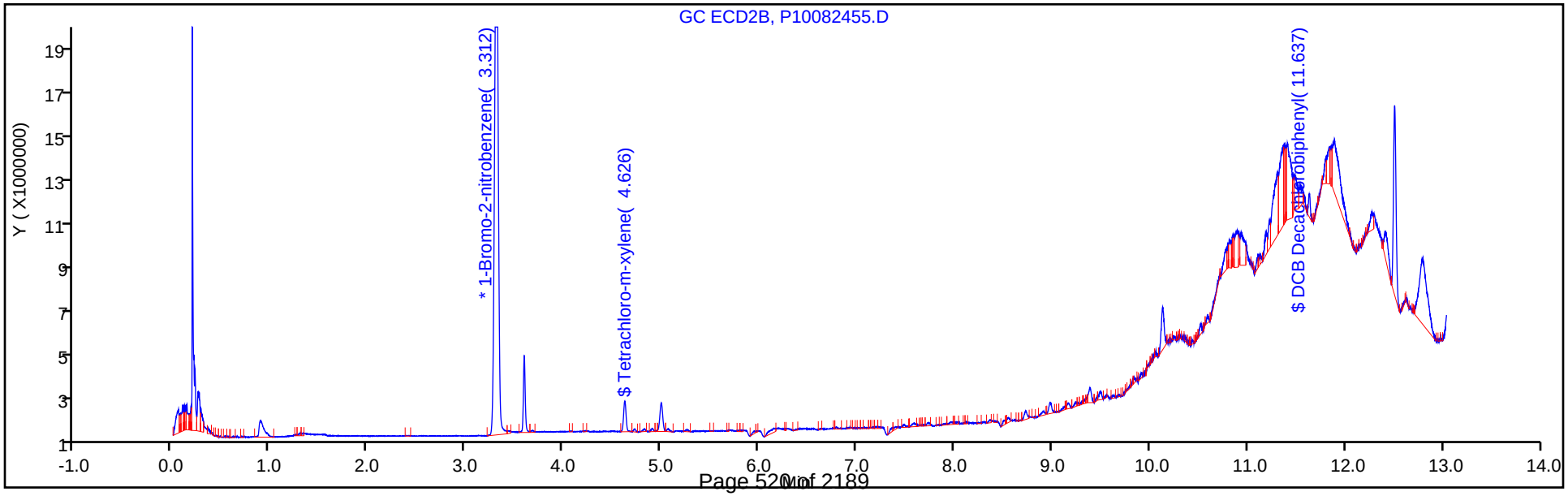

Report Date: 24-Aug-2018 09:18:51 Chrom Revision: 2.3 19-Jul-2018 15:14:50

TestAmerica Canton

Data File: \\ChromNA\Canton\ChromData\A2HP10\20180823-79177.b\P10082319.D

Injection Date:	23-Aug-2018 10:12:47	Instrument ID:	A2HP10	Operator ID:	
Lims ID:	240-100062-B-4-A	Lab Sample ID:	240-100062-4	Worklist Smp#:	19
Client ID:	CPP-SB-1849-0.0-0.5				
Injection Vol:	1.0 uL	Dil. Factor:	1.0000	ALS Bottle#:	19
Method:	PCB10 IS	Limit Group:	GC 8082A IS		

Y Scaling: Method Defined: Set to Absolute Y Value

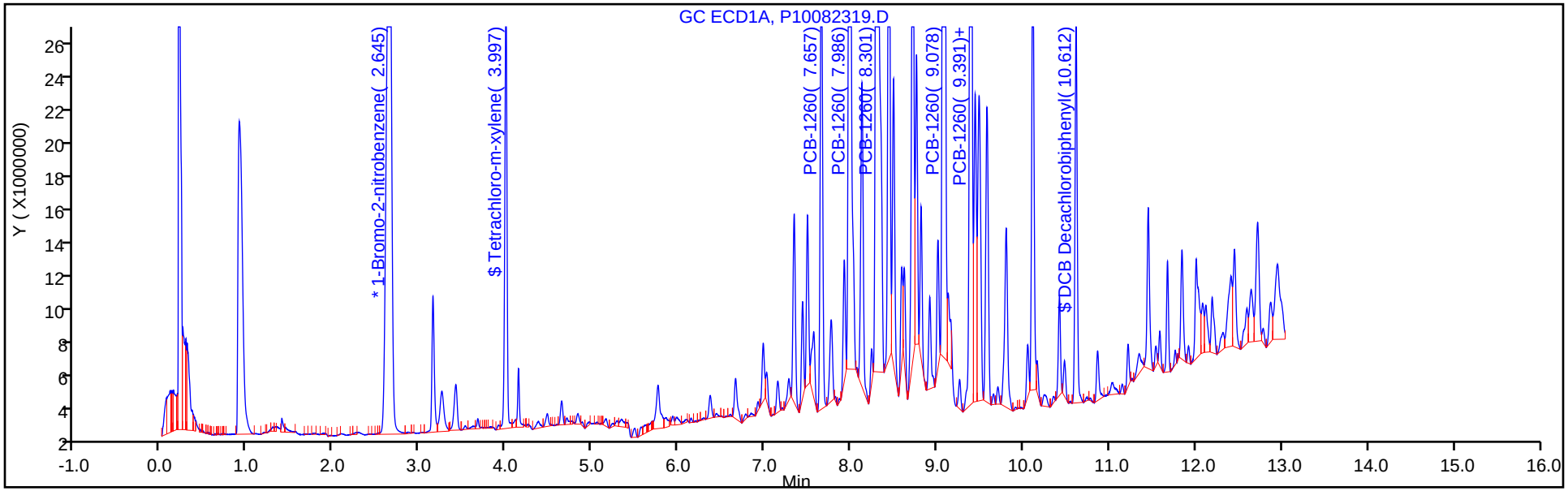

Y Scaling: Method Defined: Set to Absolute Y Value

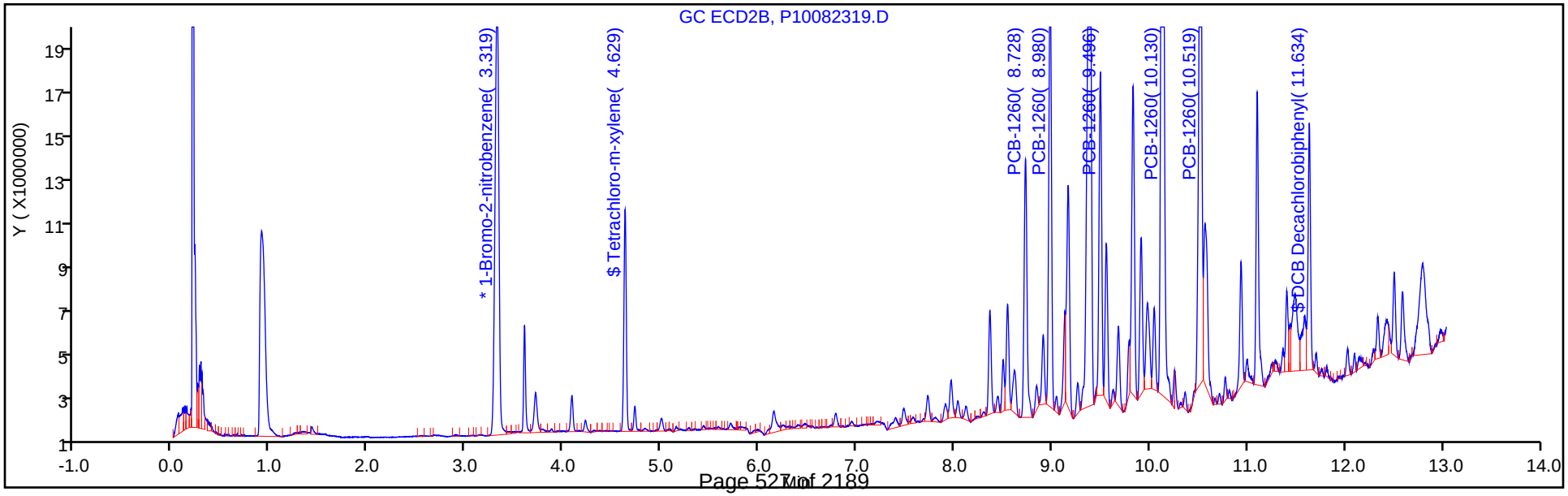

Report Date: 24-Aug-2018 09:18:55 Chrom Revision: 2.3 19-Jul-2018 15:14:50

TestAmerica Canton

Data File: \\ChromNA\Canton\ChromData\A2HP10\20180823-79177.b\P10082320.D

Injection Date:	23-Aug-2018 10:32:12	Instrument ID:	A2HP10	Operator ID:	
Lims ID:	240-100062-B-5-A	Lab Sample ID:	240-100062-5	Worklist Smp#:	20
Client ID:	CPP-SB-1849-0.5-1.0				
Injection Vol:	1.0 uL	Dil. Factor:	1.0000	ALS Bottle#:	20
Method:	PCB10 IS	Limit Group:	GC 8082A IS		

Y Scaling: Method Defined: Set to Absolute Y Value

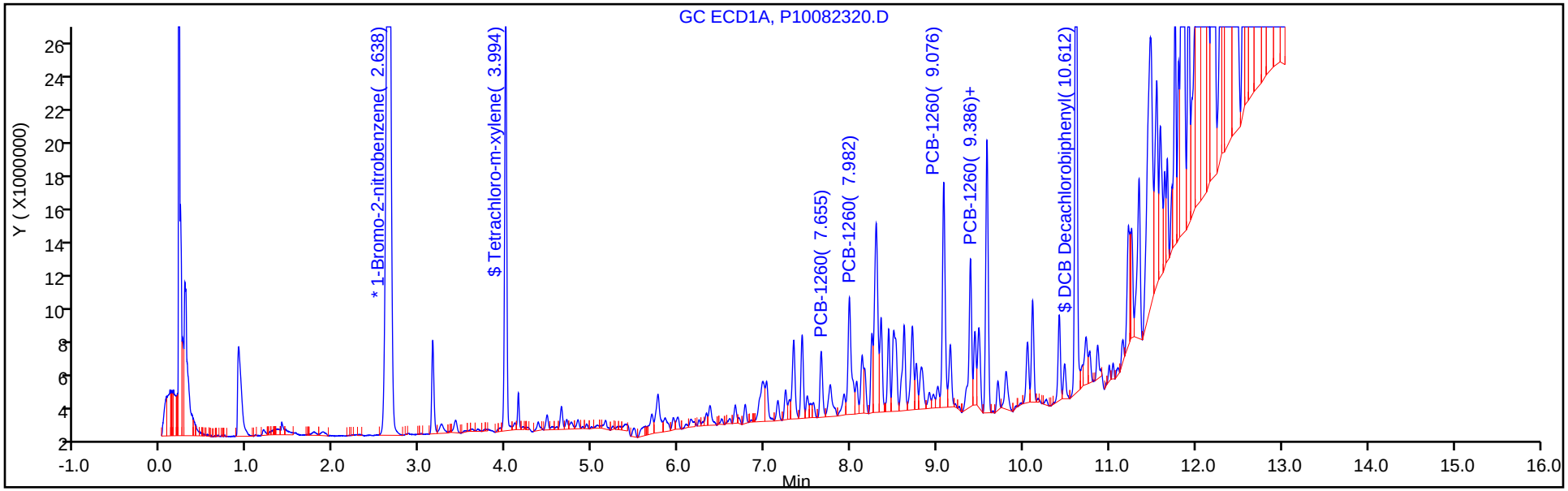

Y Scaling: Method Defined: Set to Absolute Y Value

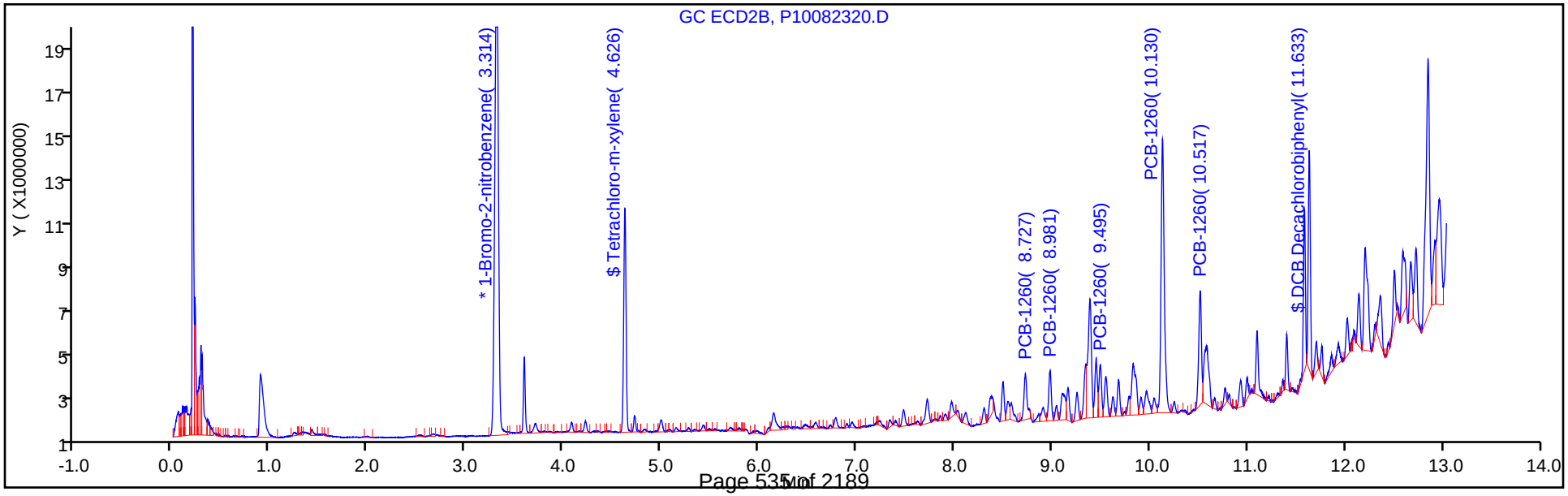

Report Date: 24-Aug-2018 09:18:59 Chrom Revision: 2.3 19-Jul-2018 15:14:50

TestAmerica Canton

Data File: \\ChromNA\Canton\ChromData\A2HP10\20180823-79177.b\P10082321.D

Injection Date:	23-Aug-2018 10:51:40	Instrument ID:	A2HP10	Operator ID:	
Lims ID:	240-100062-B-7-A	Lab Sample ID:	240-100062-7	Worklist Smp#:	21
Client ID:	CPP-SB-1850-0.0-0.5				
Injection Vol:	1.0 uL	Dil. Factor:	1.0000	ALS Bottle#:	21
Method:	PCB10 IS	Limit Group:	GC 8082A IS		

Y Scaling: Method Defined: Set to Absolute Y Value

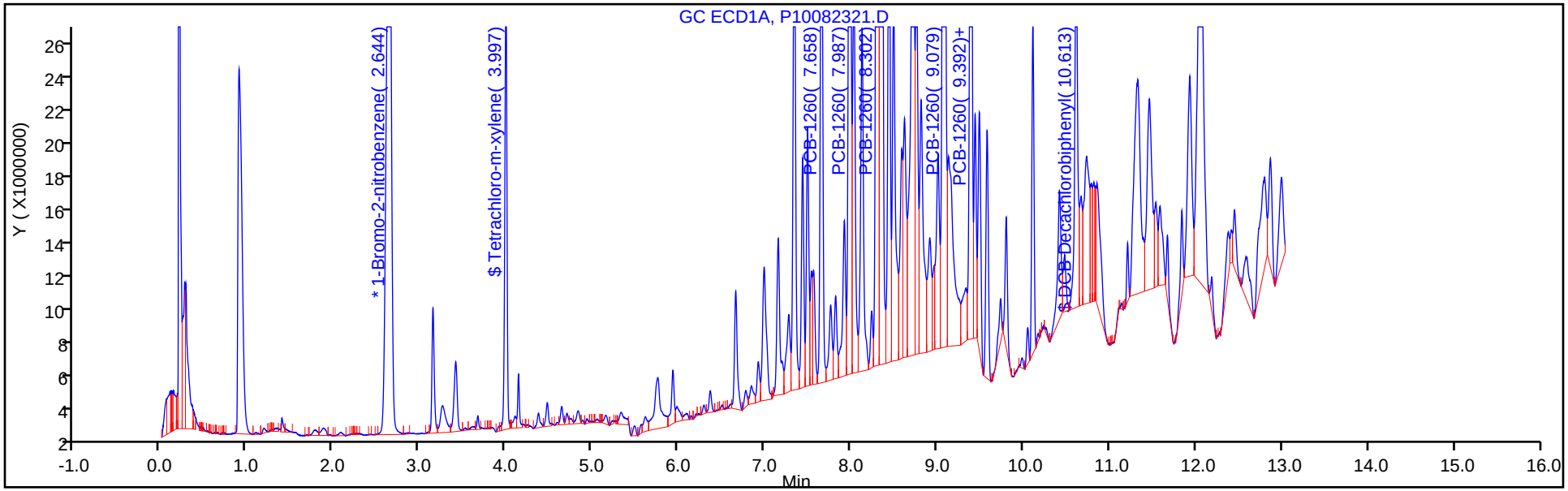

Y Scaling: Method Defined: Set to Absolute Y Value

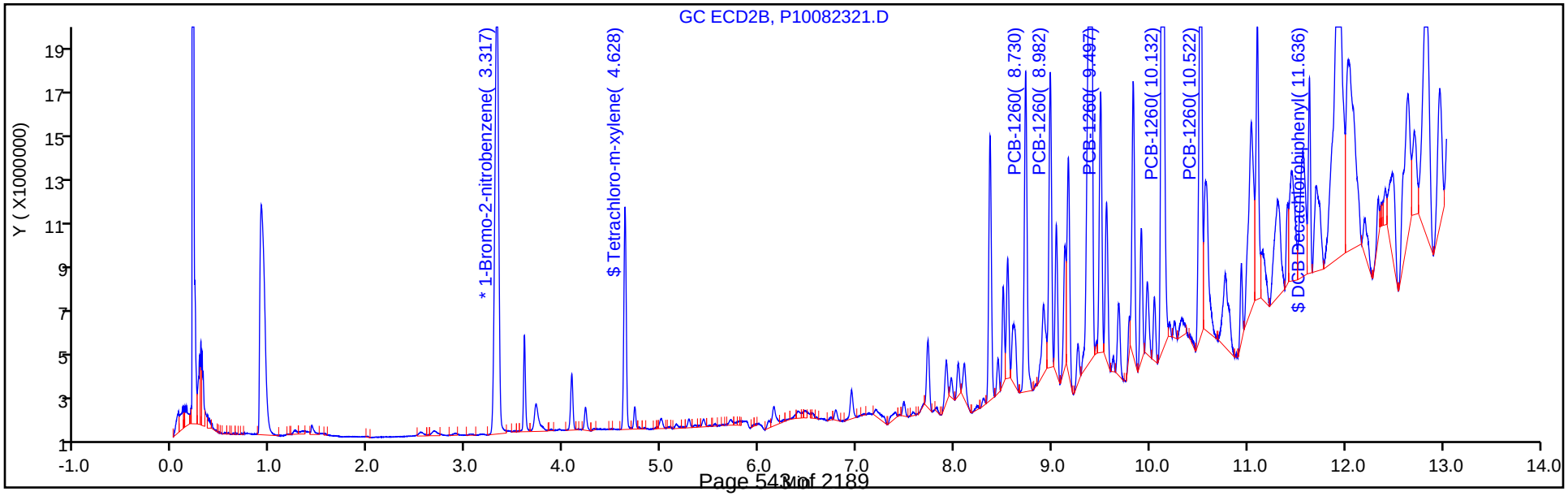

Report Date: 24-Aug-2018 09:19:02 Chrom Revision: 2.3 19-Jul-2018 15:14:50

TestAmerica Canton

Data File: \\ChromNA\Canton\ChromData\A2HP10\20180823-79177.b\P10082322.D

Injection Date:	23-Aug-2018 11:11:02	Instrument ID:	A2HP10	Operator ID:	
Lims ID:	240-100062-B-8-A	Lab Sample ID:	240-100062-8	Worklist Smp#:	22
Client ID:	CPP-SB-1850-0.5-1.0				
Injection Vol:	1.0 uL	Dil. Factor:	1.0000	ALS Bottle#:	22
Method:	PCB10 IS	Limit Group:	GC 8082A IS		

Y Scaling: Method Defined: Set to Absolute Y Value

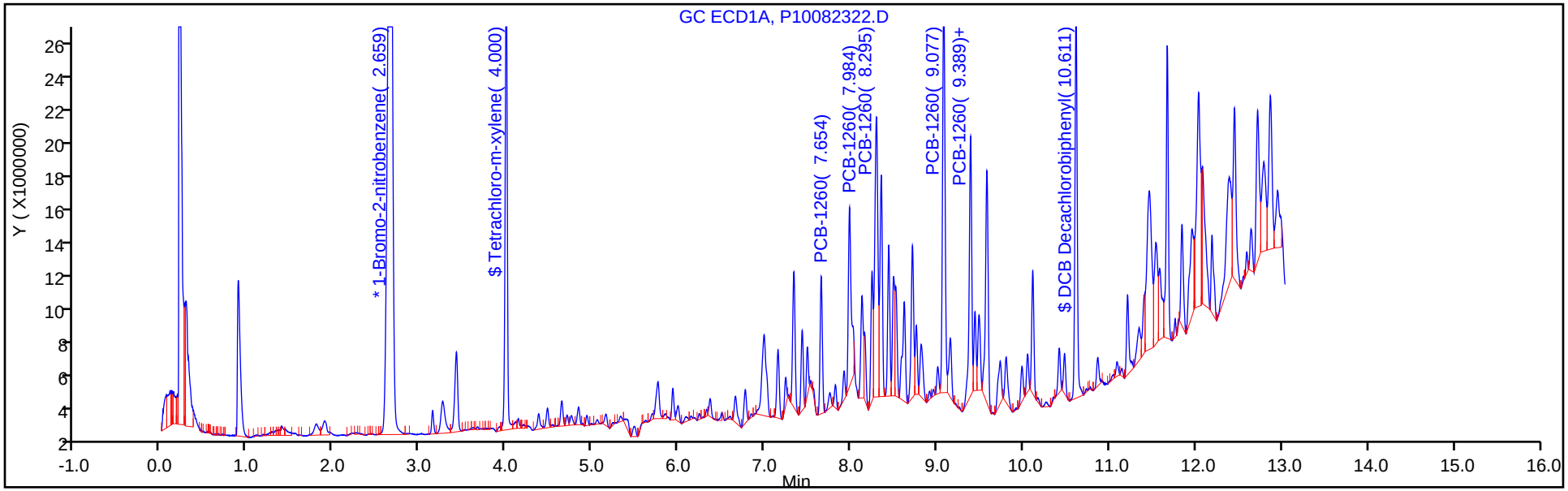

Y Scaling: Method Defined: Set to Absolute Y Value

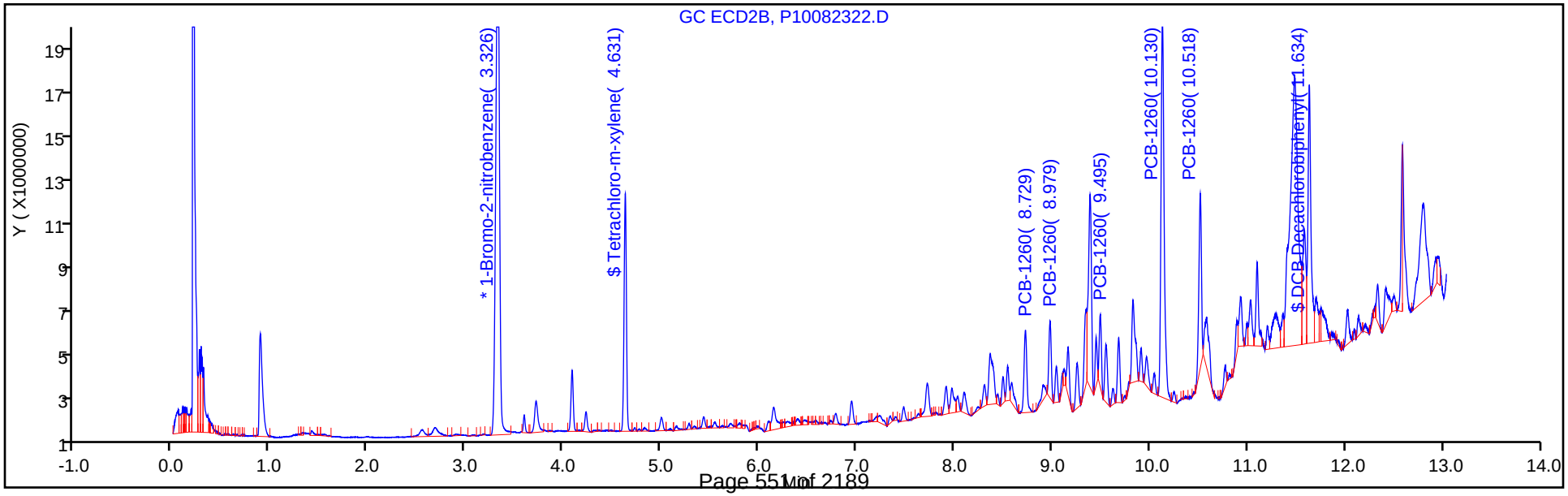

Report Date: 24-Aug-2018 09:19:07 Chrom Revision: 2.3 19-Jul-2018 15:14:50

TestAmerica Canton

Data File: \\ChromNA\Canton\ChromData\A2HP10\20180823-79177.b\P10082323.D

Injection Date:	23-Aug-2018 11:30:09	Instrument ID:	A2HP10	Operator ID:	
Lims ID:	240-100062-B-10-A	Lab Sample ID:	240-100062-10	Worklist Smp#:	23
Client ID:	CPP-SB-1851-0.0-0.5				
Injection Vol:	1.0 uL	Dil. Factor:	1.0000	ALS Bottle#:	23
Method:	PCB10 IS	Limit Group:	GC 8082A IS		

Y Scaling: Method Defined: Set to Absolute Y Value

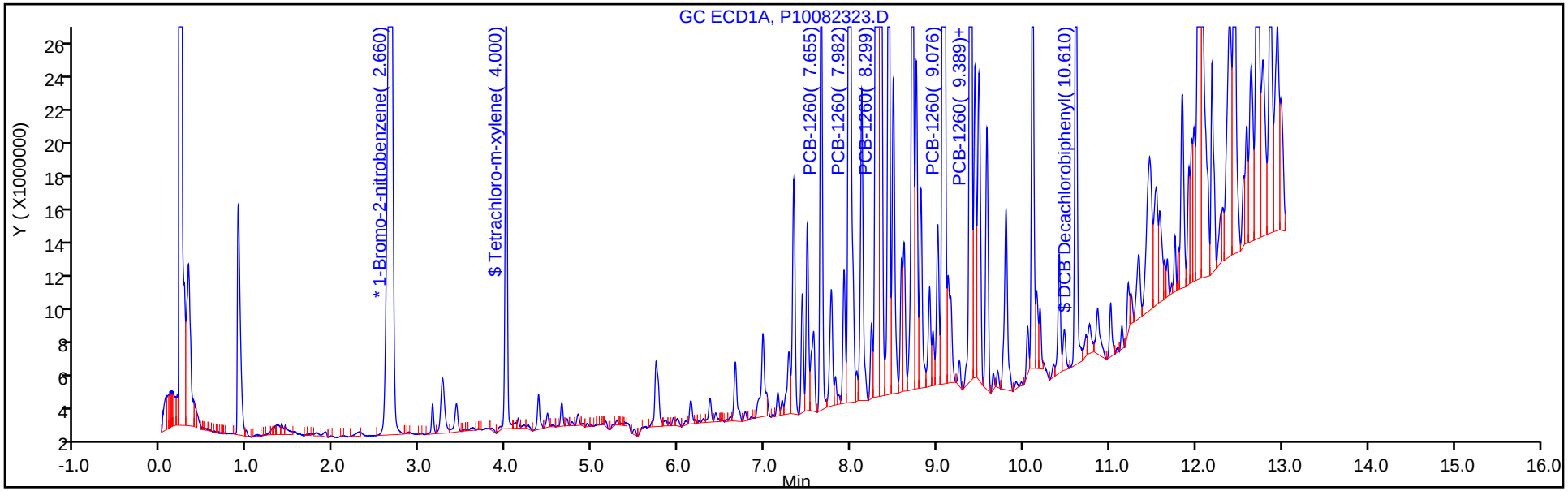

Y Scaling: Method Defined: Set to Absolute Y Value

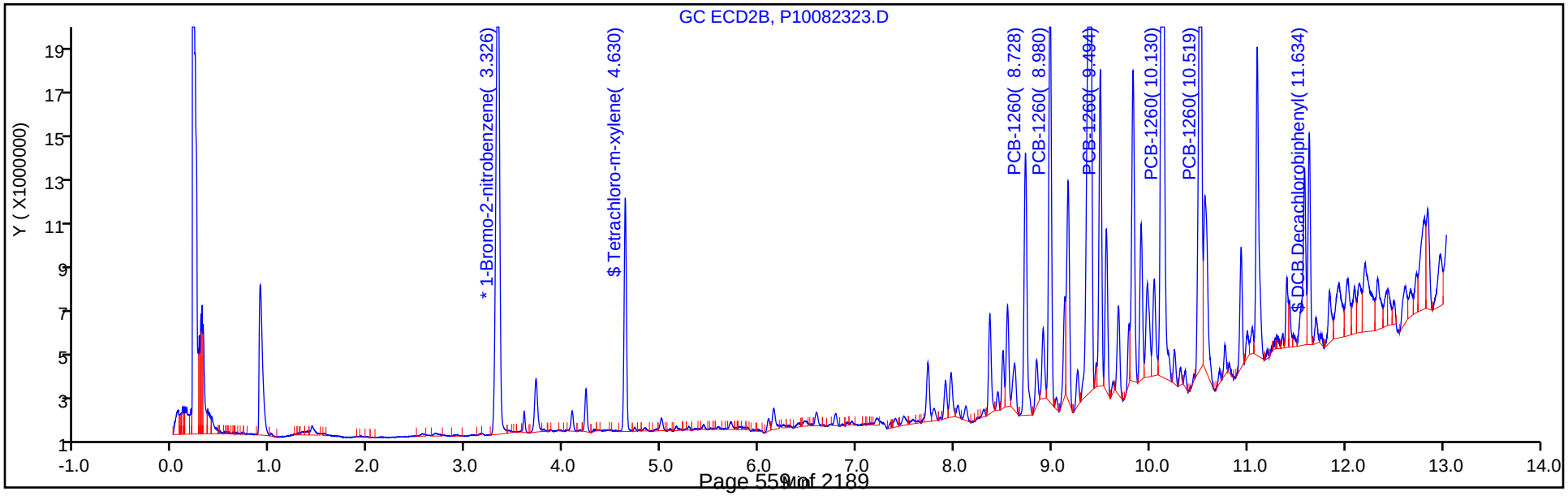

Report Date: 24-Aug-2018 09:19:12 Chrom Revision: 2.3 19-Jul-2018 15:14:50

TestAmerica Canton

Data File: \\ChromNA\Canton\ChromData\A2HP10\20180823-79177.b\P10082324.D

Injection Date:	23-Aug-2018 11:49:15	Instrument ID:	A2HP10	Operator ID:	
Lims ID:	240-100062-B-11-A	Lab Sample ID:	240-100062-11	Worklist Smp#:	24
Client ID:	CPP-SB-1851-0.5-1.0				
Injection Vol:	1.0 uL	Dil. Factor:	1.0000	ALS Bottle#:	24
Method:	PCB10 IS	Limit Group:	GC 8082A IS		

Y Scaling: Method Defined: Set to Absolute Y Value

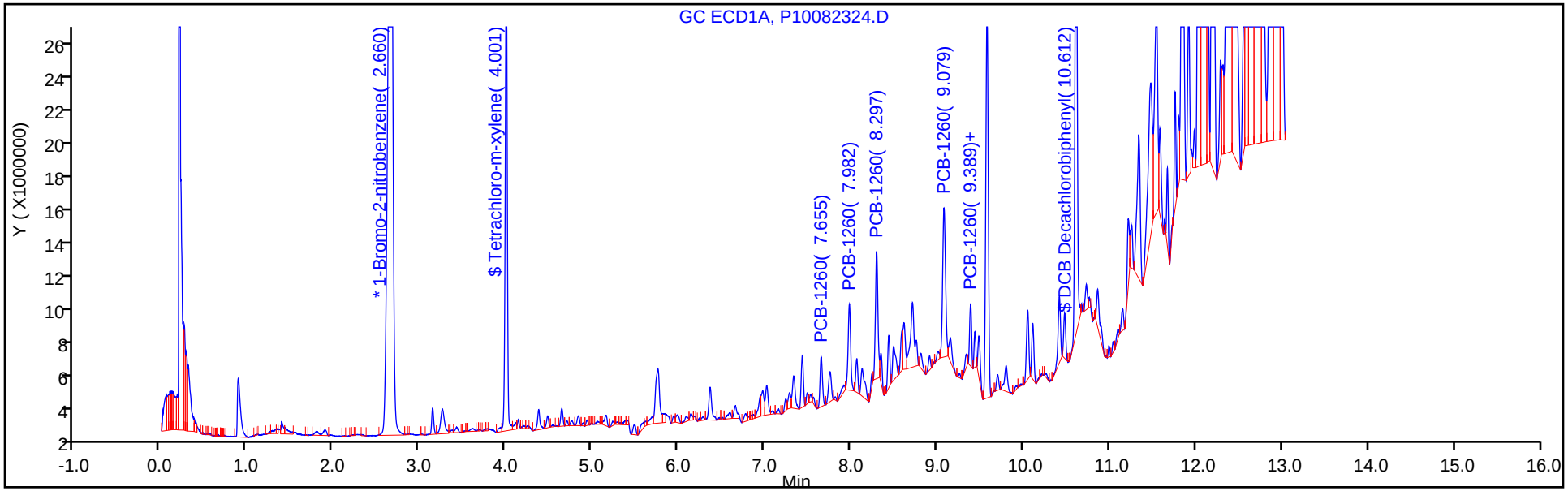

Y Scaling: Method Defined: Set to Absolute Y Value

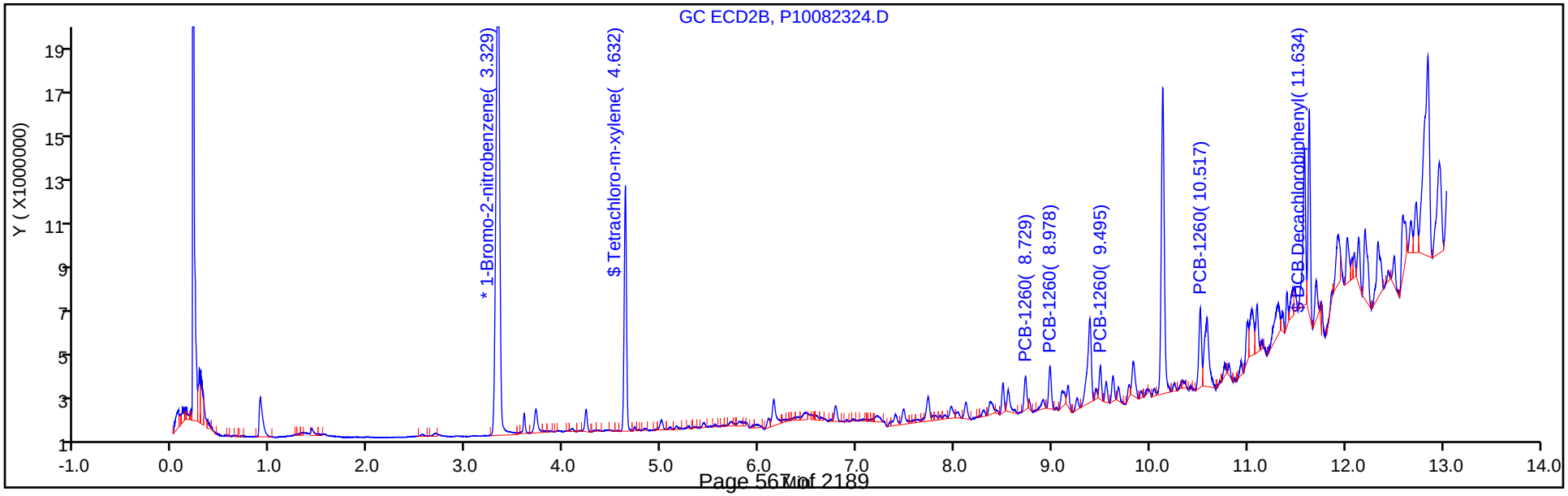

Report Date: 24-Aug-2018 09:19:17 Chrom Revision: 2.3 19-Jul-2018 15:14:50

TestAmerica Canton

Data File: \\ChromNA\Canton\ChromData\A2HP10\20180823-79177.b\P10082325.D

Injection Date:	23-Aug-2018 12:08:22	Instrument ID:	A2HP10	Operator ID:	
Lims ID:	240-100062-B-13-A	Lab Sample ID:	240-100062-13	Worklist Smp#:	25
Client ID:	CPP-SB-1852-0.0-0.5				
Injection Vol:	1.0 uL	Dil. Factor:	1.0000	ALS Bottle#:	25
Method:	PCB10 IS	Limit Group:	GC 8082A IS		

Y Scaling: Method Defined: Set to Absolute Y Value

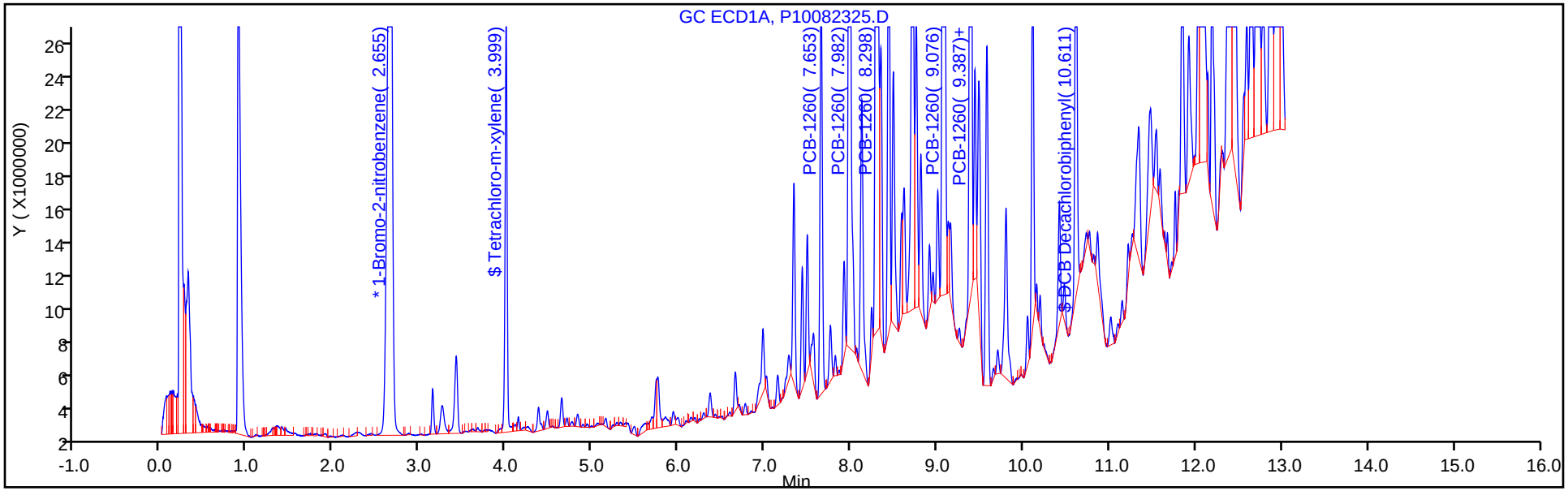

Y Scaling: Method Defined: Set to Absolute Y Value

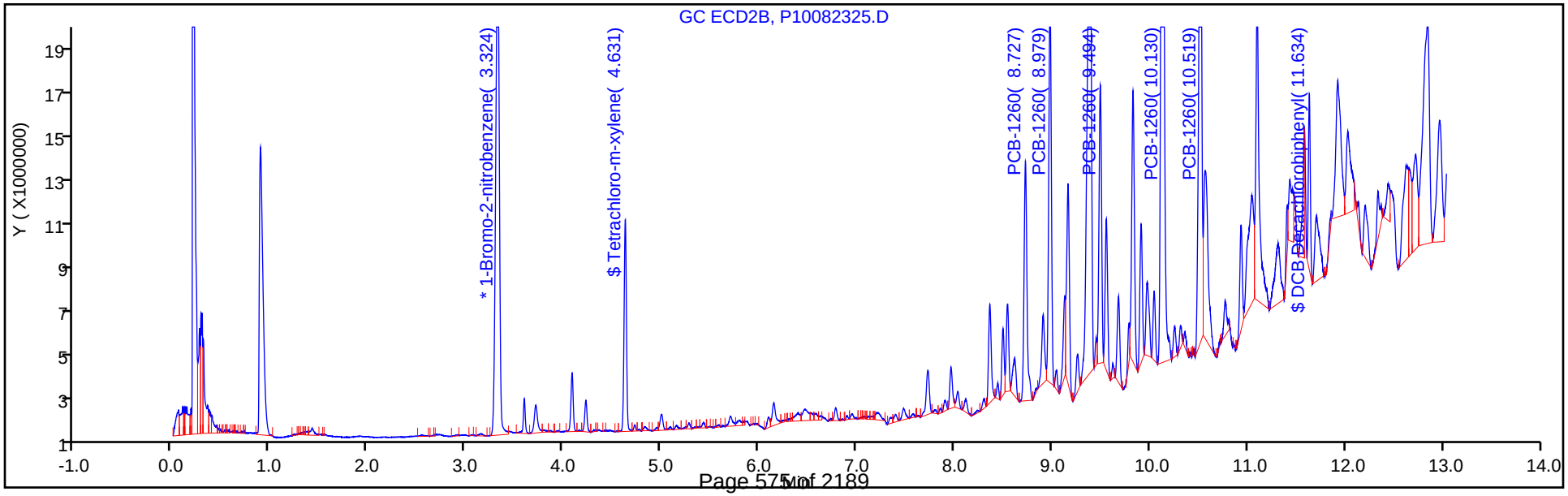

Report Date: 24-Aug-2018 09:19:20 Chrom Revision: 2.3 19-Jul-2018 15:14:50

TestAmerica Canton

Data File: \\ChromNA\Canton\ChromData\A2HP10\20180823-79177.b\P10082326.D

Injection Date:	23-Aug-2018 12:27:41	Instrument ID:	A2HP10	Operator ID:	
Lims ID:	240-100062-B-14-A	Lab Sample ID:	240-100062-14	Worklist Smp#:	26
Client ID:	CPP-SB-1852-0.5-1.0				
Injection Vol:	1.0 uL	Dil. Factor:	1.0000	ALS Bottle#:	26
Method:	PCB10 IS	Limit Group:	GC 8082A IS		

Y Scaling: Method Defined: Set to Absolute Y Value

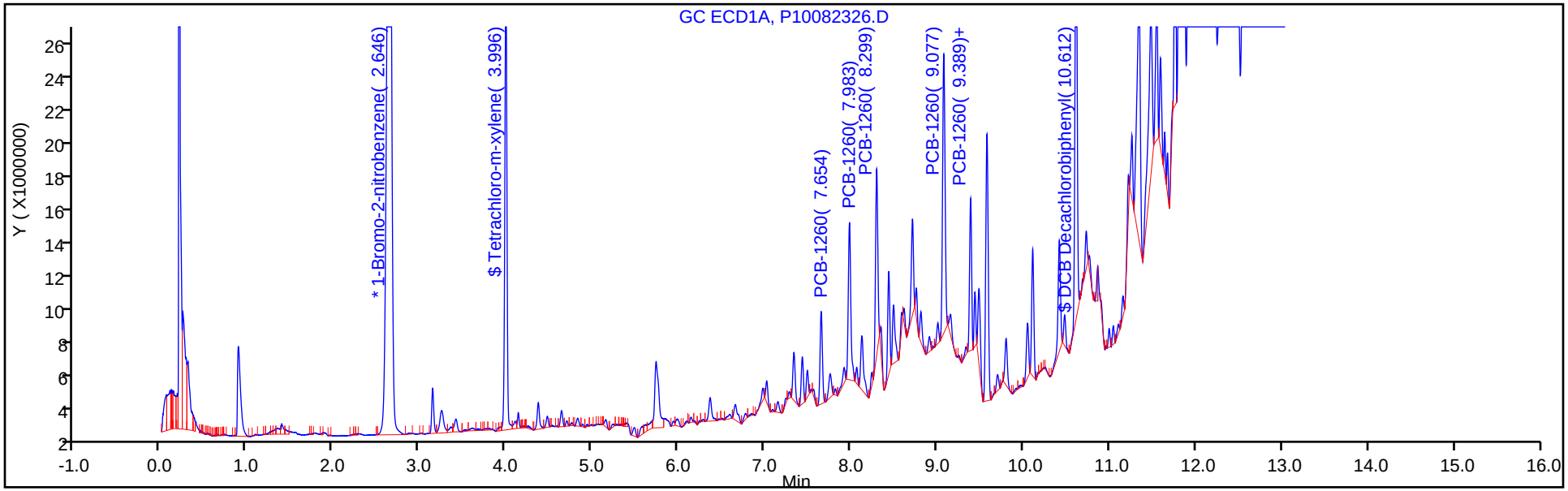

Y Scaling: Method Defined: Set to Absolute Y Value

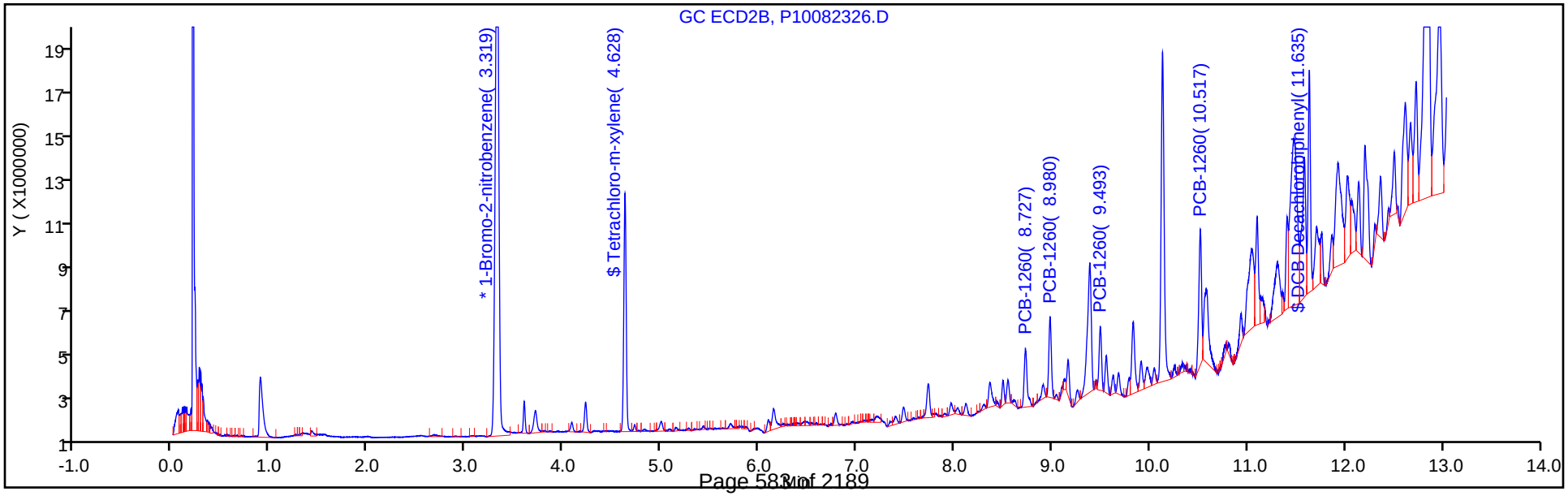

Report Date: 24-Aug-2018 09:18:33 Chrom Revision: 2.3 19-Jul-2018 15:14:50

TestAmerica Canton

Data File: \\ChromNA\Canton\ChromData\A2HP10\20180823-79177.b\P10082330.D

Injection Date:	23-Aug-2018 13:45:38	Instrument ID:	A2HP10	Operator ID:	
Lims ID:	240-100062-B-16-A	Lab Sample ID:	240-100062-16	Worklist Smp#:	30
Client ID:	CPP-SB-1853-0.0-0.5				
Injection Vol:	1.0 uL	Dil. Factor:	1.0000	ALS Bottle#:	30
Method:	PCB10 IS	Limit Group:	GC 8082A IS		

Y Scaling: Method Defined: Set to Absolute Y Value

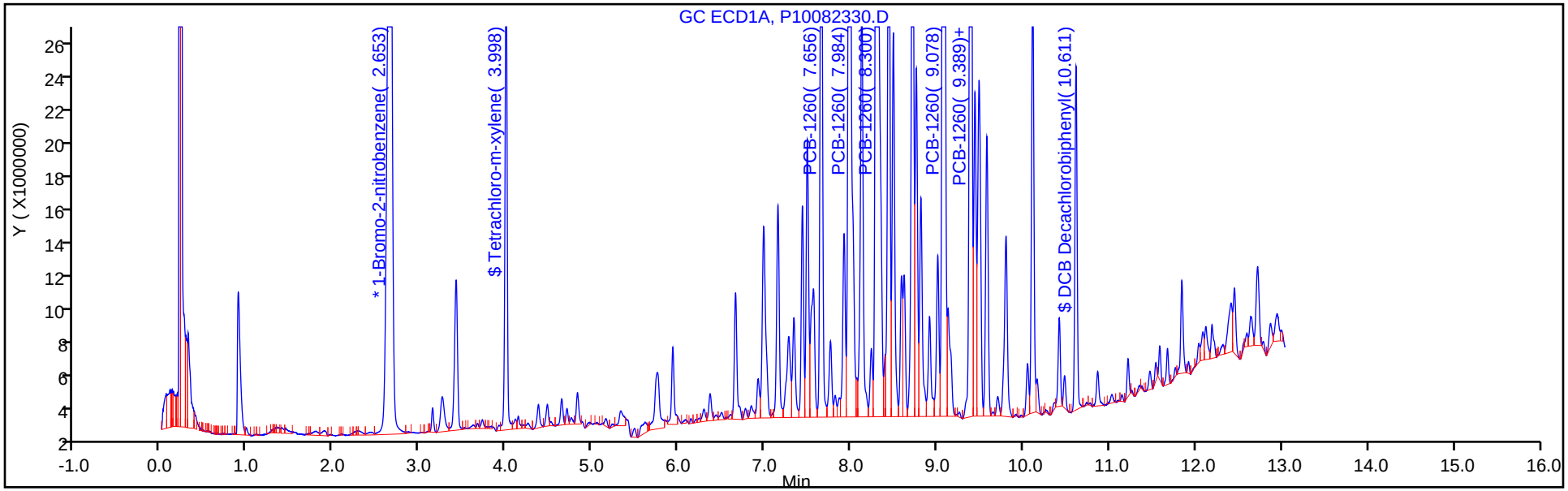

Y Scaling: Method Defined: Set to Absolute Y Value

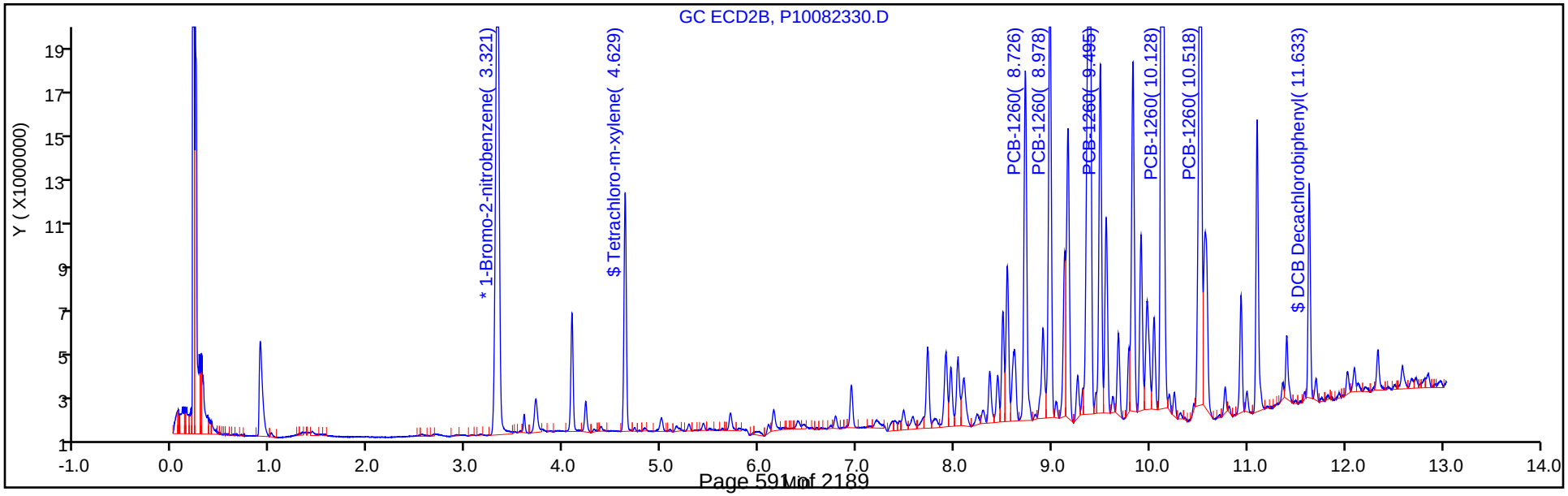

Report Date: 24-Aug-2018 09:18:35 Chrom Revision: 2.3 19-Jul-2018 15:14:50

TestAmerica Canton

Data File: \\ChromNA\Canton\ChromData\A2HP10\20180823-79177.b\P10082331.D

Injection Date:	23-Aug-2018 14:04:59	Instrument ID:	A2HP10	Operator ID:	
Lims ID:	240-100062-B-17-A	Lab Sample ID:	240-100062-17	Worklist Smp#:	31
Client ID:	CPP-SB-1853-0.5-1.0				
Injection Vol:	1.0 uL	Dil. Factor:	1.0000	ALS Bottle#:	31
Method:	PCB10 IS	Limit Group:	GC 8082A IS		

Y Scaling: Method Defined: Set to Absolute Y Value

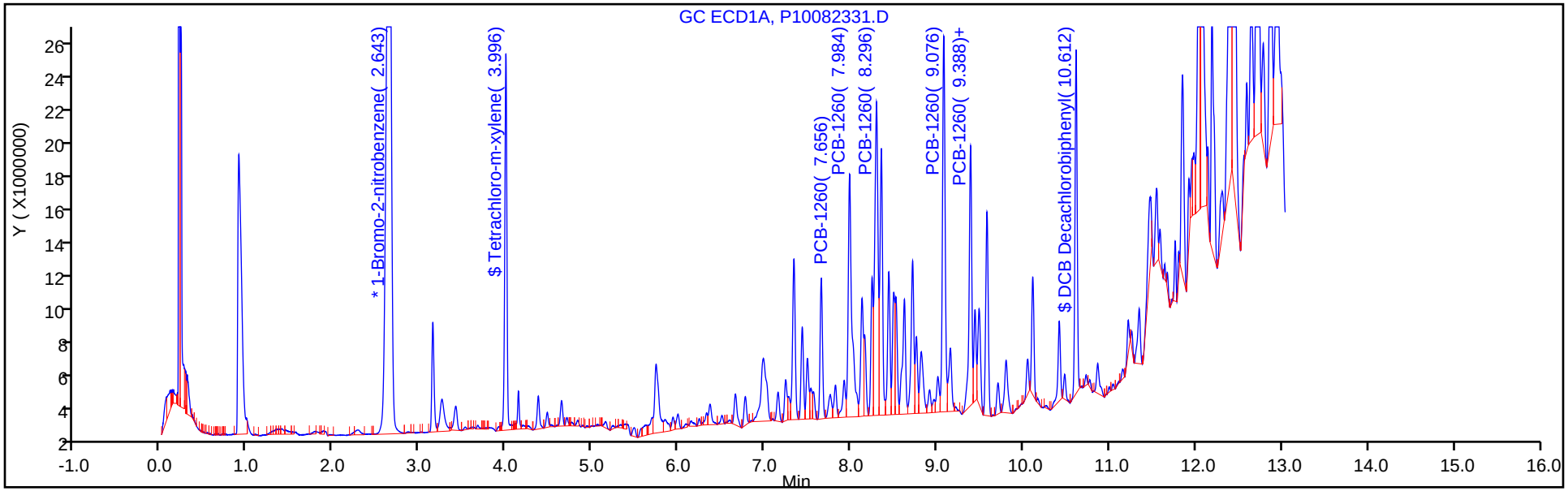

Y Scaling: Method Defined: Set to Absolute Y Value

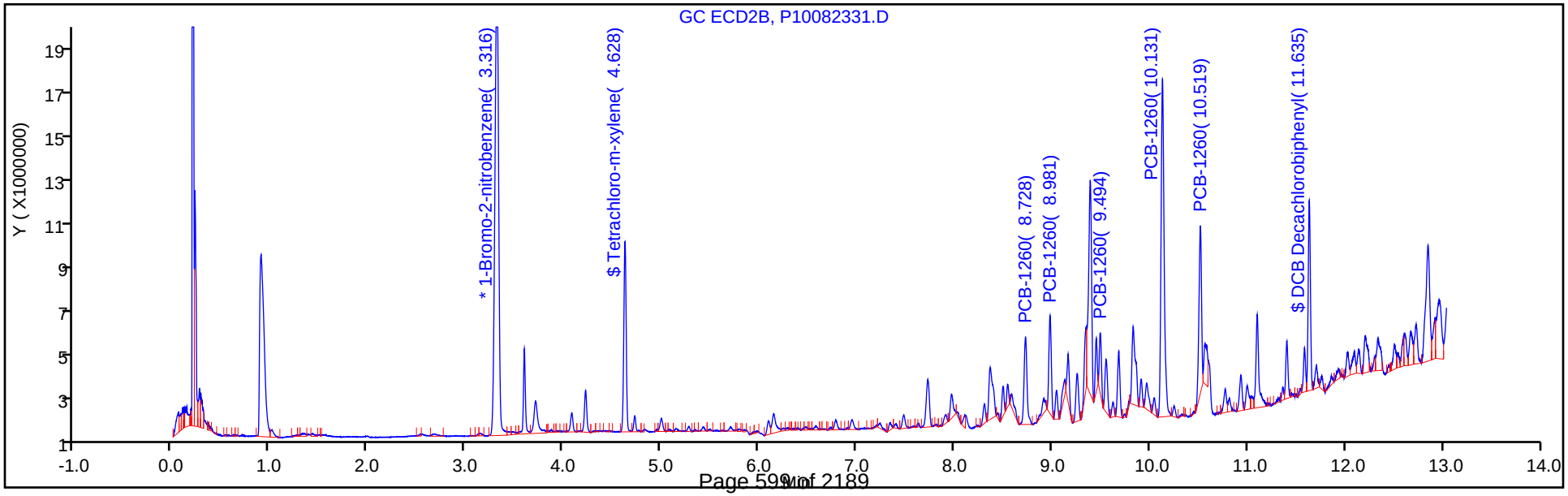

Report Date: 24-Aug-2018 09:18:38 Chrom Revision: 2.3 19-Jul-2018 15:14:50

TestAmerica Canton

Data File: \\ChromNA\Canton\ChromData\A2HP10\20180823-79177.b\P10082332.D

Injection Date:	23-Aug-2018 14:24:42	Instrument ID:	A2HP10	Operator ID:	
Lims ID:	240-100062-B-19-A	Lab Sample ID:	240-100062-19	Worklist Smp#:	32
Client ID:	CPP-SB-1854-0.0-0.5				
Injection Vol:	1.0 uL	Dil. Factor:	1.0000	ALS Bottle#:	32
Method:	PCB10 IS	Limit Group:	GC 8082A IS		

Y Scaling: Method Defined: Set to Absolute Y Value

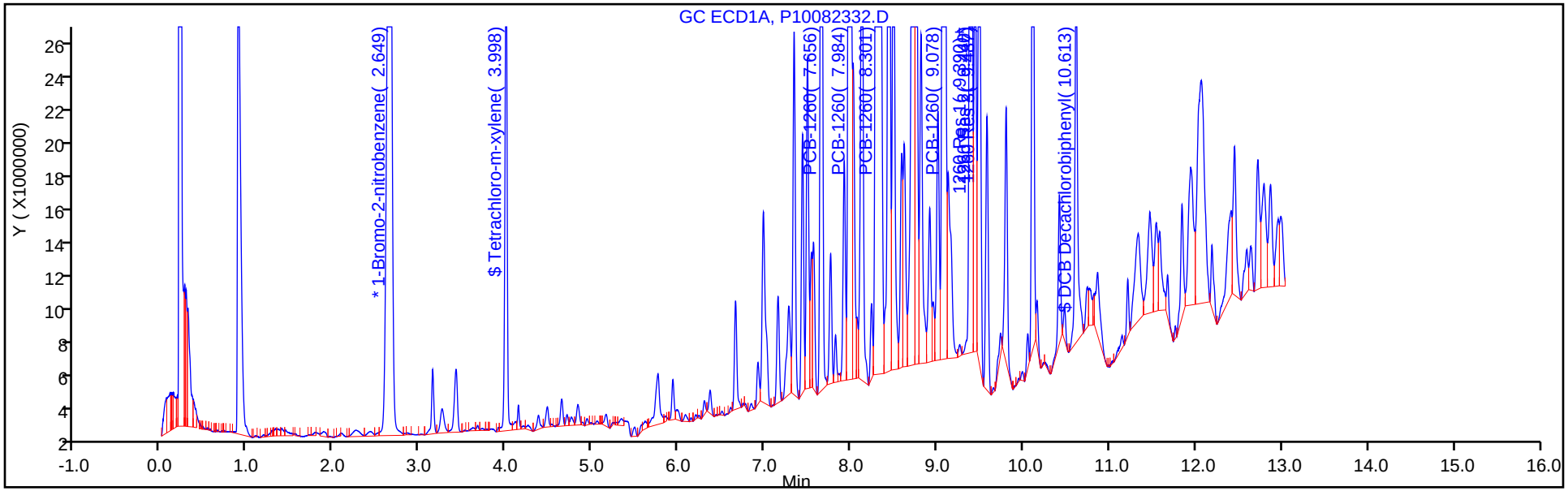

Y Scaling: Method Defined: Set to Absolute Y Value

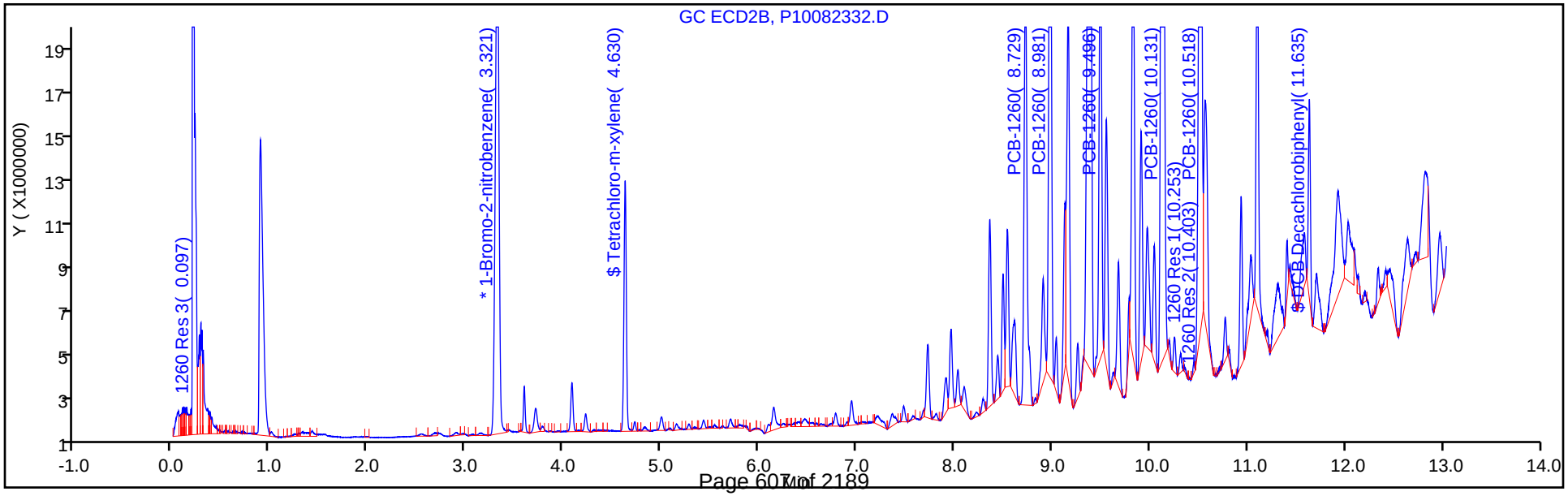

Report Date: 24-Aug-2018 06:45:56 Chrom Revision: 2.3 19-Jul-2018 15:14:50

TestAmerica Canton

Data File: \\ChromNA\Canton\ChromData\A2HP2\20180823-79200.b\P2082348.D

Injection Date:	24-Aug-2018 00:23:34	Instrument ID:	A2HP2	Operator ID:	
Lims ID:	240-100062-B-22-A	Lab Sample ID:	240-100062-22	Worklist Smp#:	48
Client ID:	CPP-SB-1855-0.0-0.5				
Injection Vol:	1.0 uL	Dil. Factor:	1.0000	ALS Bottle#:	48
Method:	PCB2 IS	Limit Group:	GC 8082A IS		

Y Scaling: Method Defined: Set to Absolute Y Value

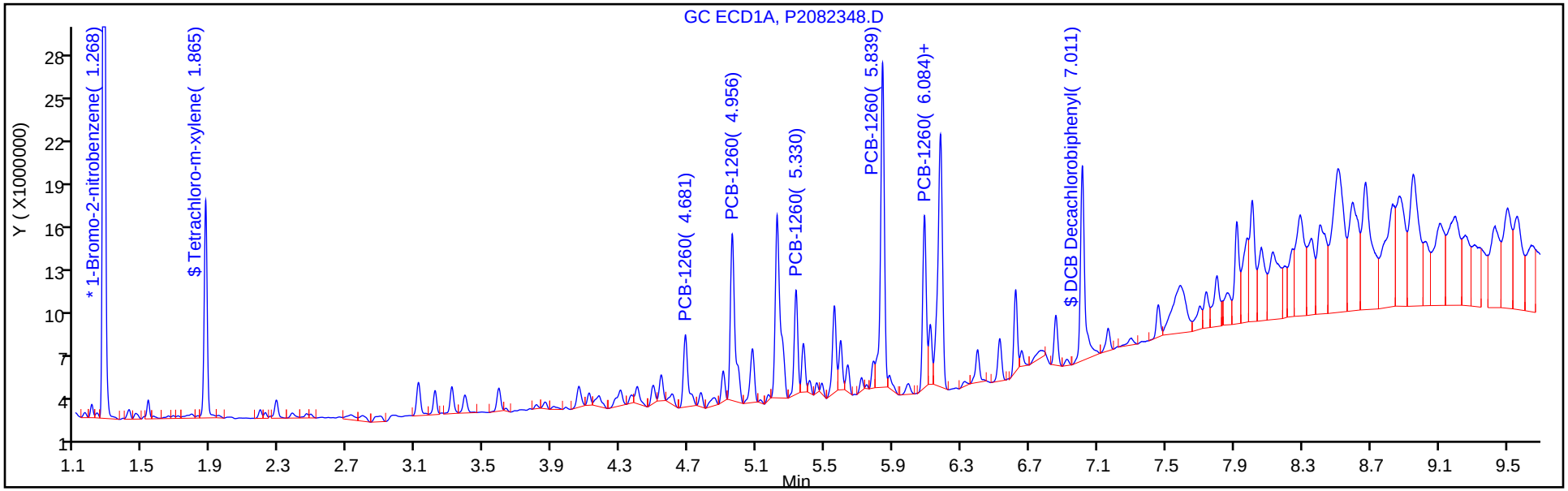

Y Scaling: Method Defined: Set to Absolute Y Value

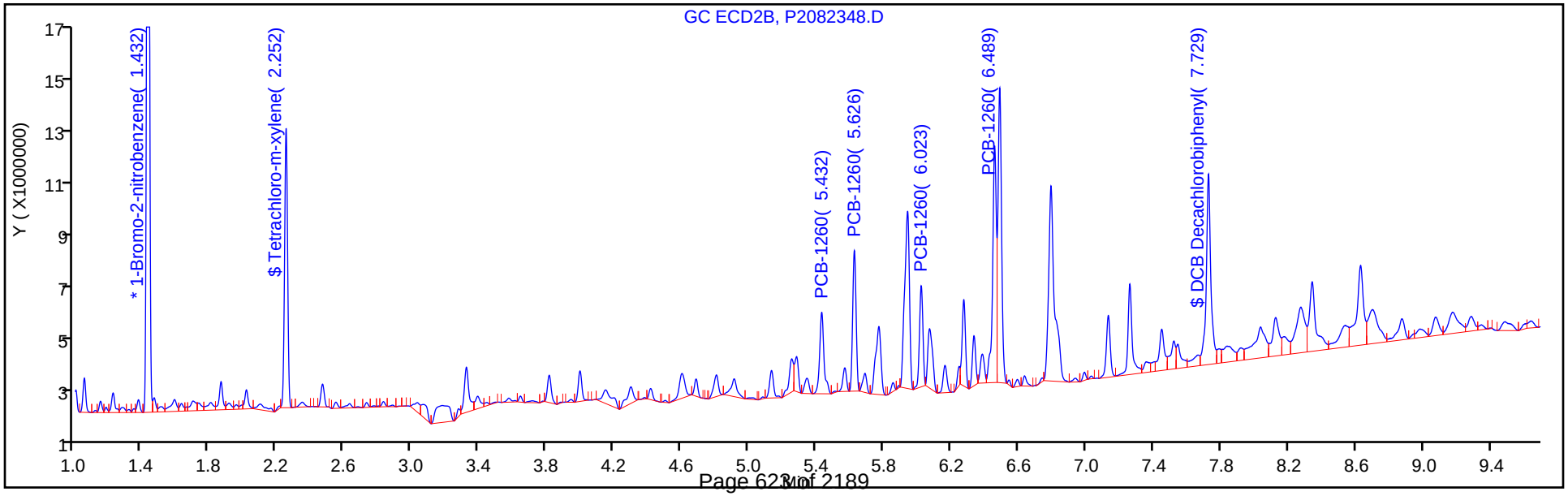

Report Date: 27-Aug-2018 08:01:37 Chrom Revision: 2.3 19-Jul-2018 15:14:50

TestAmerica Canton

Data File: \\ChromNA\Canton\ChromData\A2HP2\20180824-79244.b\P2082455.D

Injection Date:	25-Aug-2018 22:01:18	Instrument ID:	A2HP2	Operator ID:	
Lims ID:	240-100062-B-23-A	Lab Sample ID:	240-100062-23	Worklist Smp#:	20
Client ID:	CPP-SB-1855-0.5-1.0				
Injection Vol:	1.0 uL	Dil. Factor:	1.0000	ALS Bottle#:	55
Method:	PCB2 IS	Limit Group:	GC 8082A IS		

Y Scaling: Method Defined: Set to Absolute Y Value

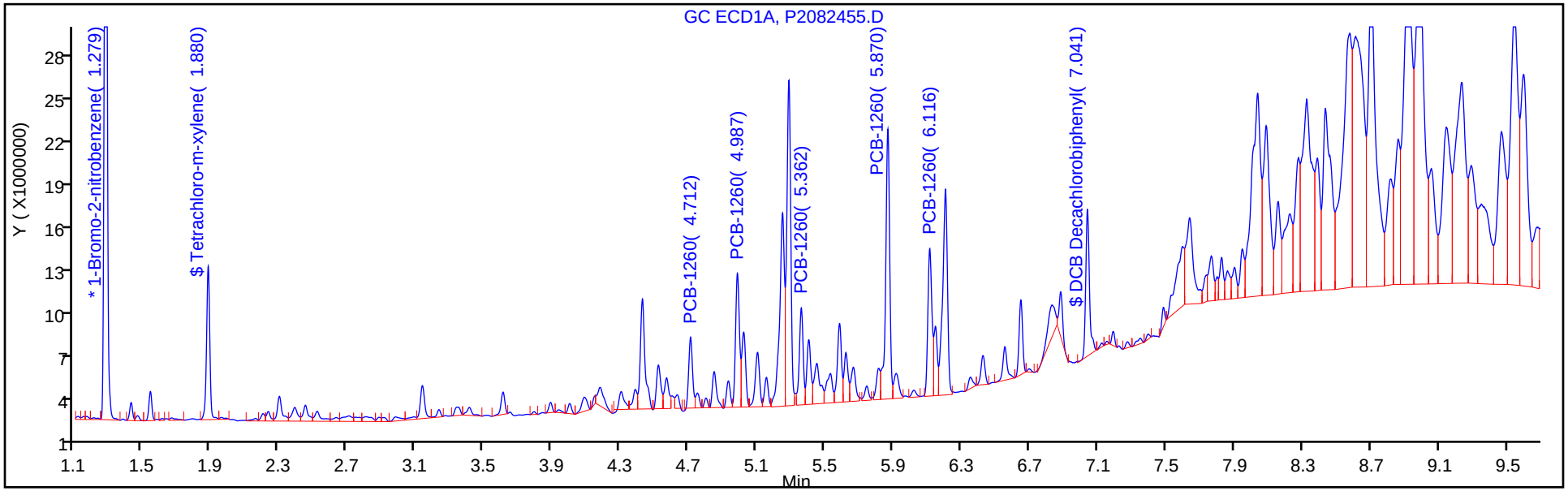

Y Scaling: Method Defined: Set to Absolute Y Value

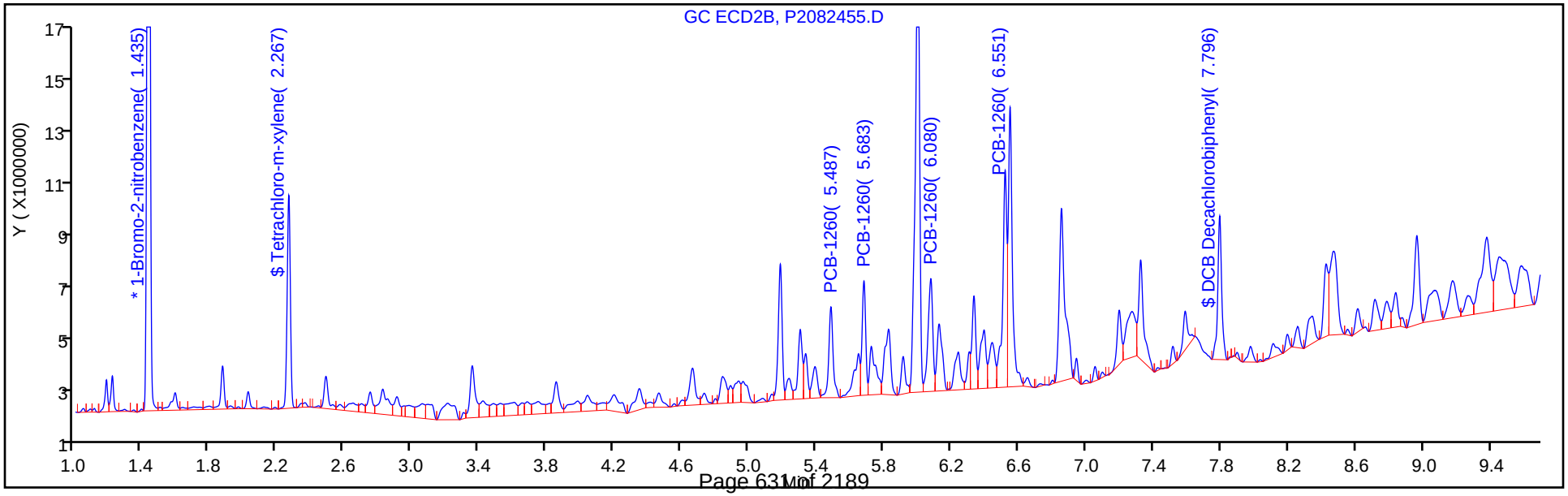

Report Date: 27-Aug-2018 08:01:42 Chrom Revision: 2.3 19-Jul-2018 15:14:50

TestAmerica Canton

Data File: \\ChromNA\Canton\ChromData\A2HP2\20180824-79244.b\P2082456.D

Injection Date:	25-Aug-2018 22:15:57	Instrument ID:	A2HP2	Operator ID:	
Lims ID:	240-100062-B-25-A	Lab Sample ID:	240-100062-25	Worklist Smp#:	21
Client ID:	CPP-SB-1856-0.0-0.5				
Injection Vol:	1.0 uL	Dil. Factor:	1.0000	ALS Bottle#:	56
Method:	PCB2 IS	Limit Group:	GC 8082A IS		

Y Scaling: Method Defined: Set to Absolute Y Value

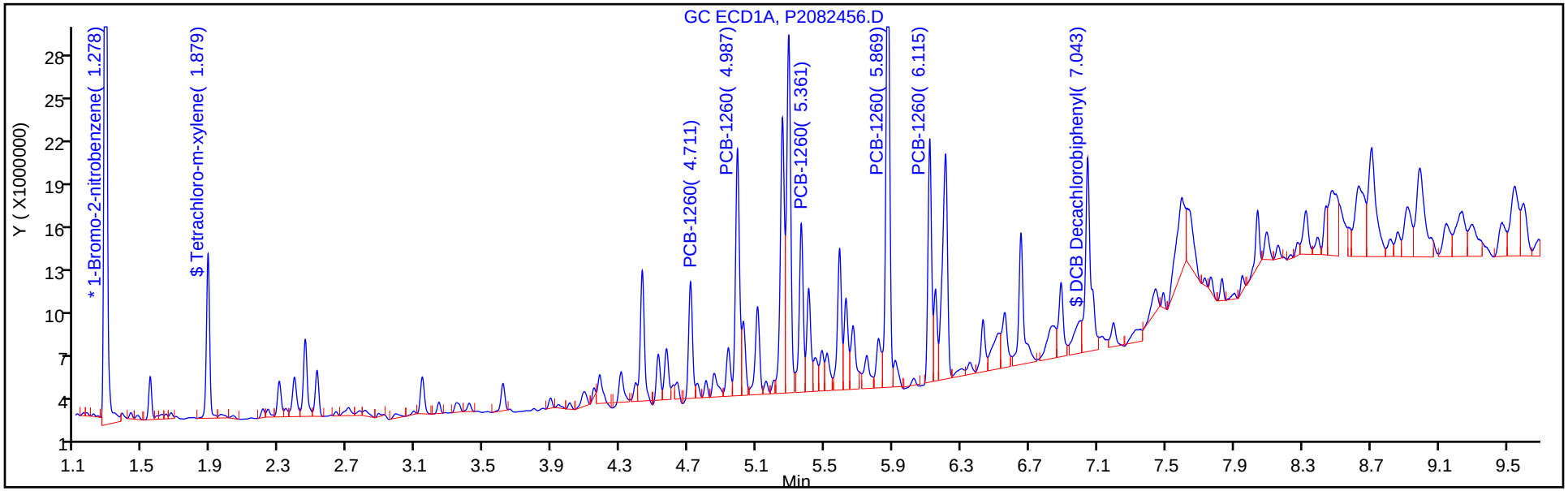

Y Scaling: Method Defined: Set to Absolute Y Value

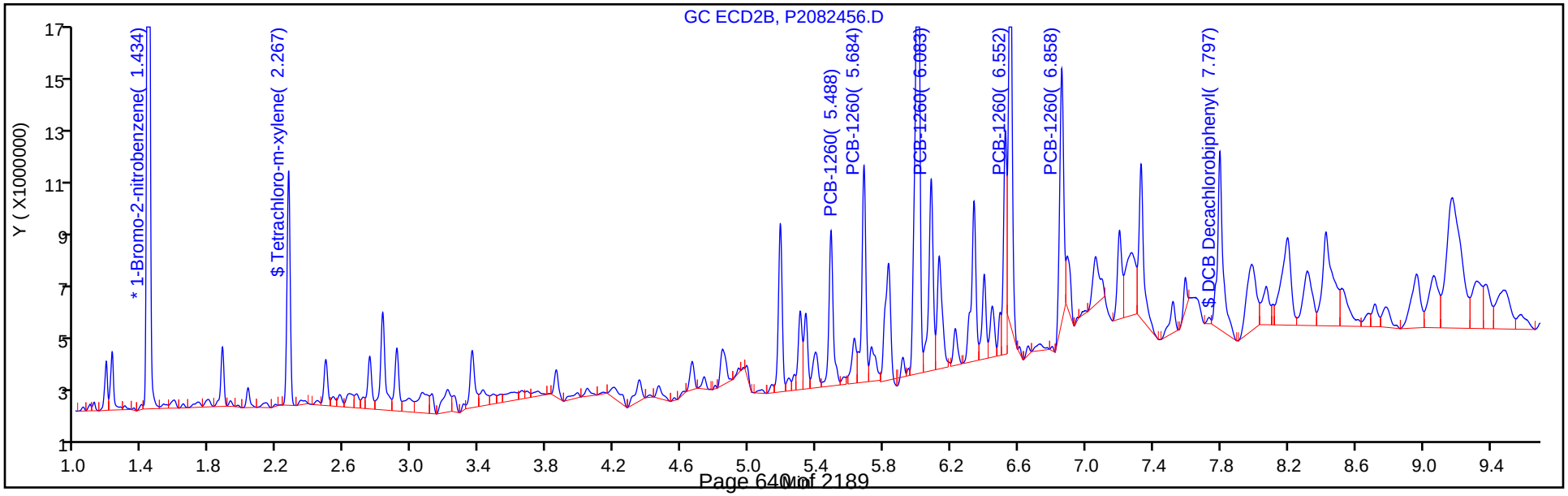

Report Date: 27-Aug-2018 08:01:46 Chrom Revision: 2.3 19-Jul-2018 15:14:50

TestAmerica Canton

Data File: \\ChromNA\Canton\ChromData\A2HP2\20180824-79244.b\P2082457.D

Injection Date:	25-Aug-2018 22:30:33	Instrument ID:	A2HP2	Operator ID:	
Lims ID:	240-100062-B-26-A	Lab Sample ID:	240-100062-26	Worklist Smp#:	22
Client ID:	CPP-SB-1856-0.5-1.0				
Injection Vol:	1.0 uL	Dil. Factor:	1.0000	ALS Bottle#:	57
Method:	PCB2 IS	Limit Group:	GC 8082A IS		

Y Scaling: Method Defined: Set to Absolute Y Value

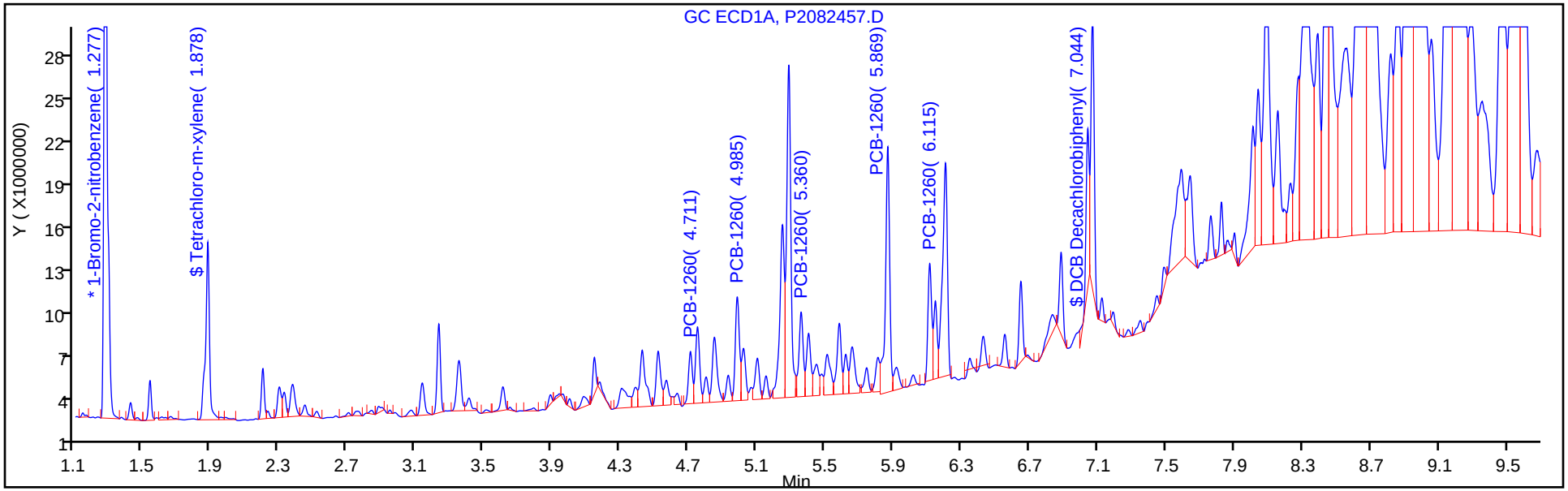

Y Scaling: Method Defined: Set to Absolute Y Value

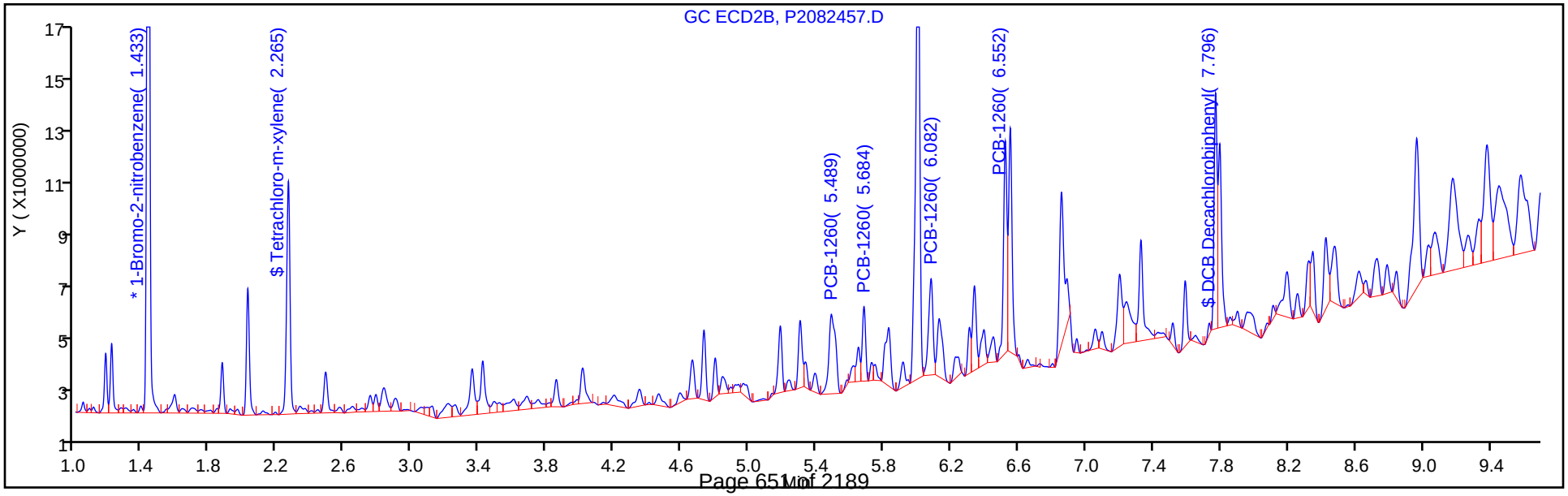

Report Date: 27-Aug-2018 08:01:49 Chrom Revision: 2.3 19-Jul-2018 15:14:50

TestAmerica Canton

Data File: \\ChromNA\Canton\ChromData\A2HP2\20180824-79244.b\P2082458.D

Injection Date:	25-Aug-2018 22:45:08	Instrument ID:	A2HP2	Operator ID:	
Lims ID:	240-100062-B-28-A	Lab Sample ID:	240-100062-28	Worklist Smp#:	23
Client ID:	CPP-SB-1857-0.0-0.5				
Injection Vol:	1.0 uL	Dil. Factor:	1.0000	ALS Bottle#:	58
Method:	PCB2 IS	Limit Group:	GC 8082A IS		

Y Scaling: Method Defined: Set to Absolute Y Value

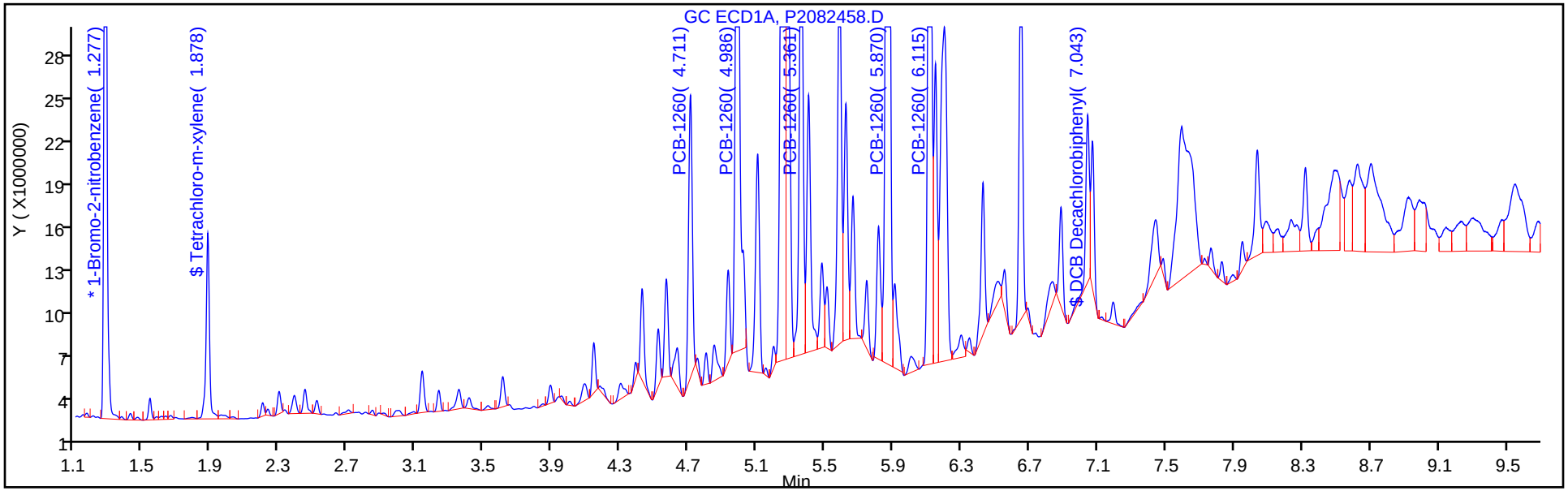

Y Scaling: Method Defined: Set to Absolute Y Value

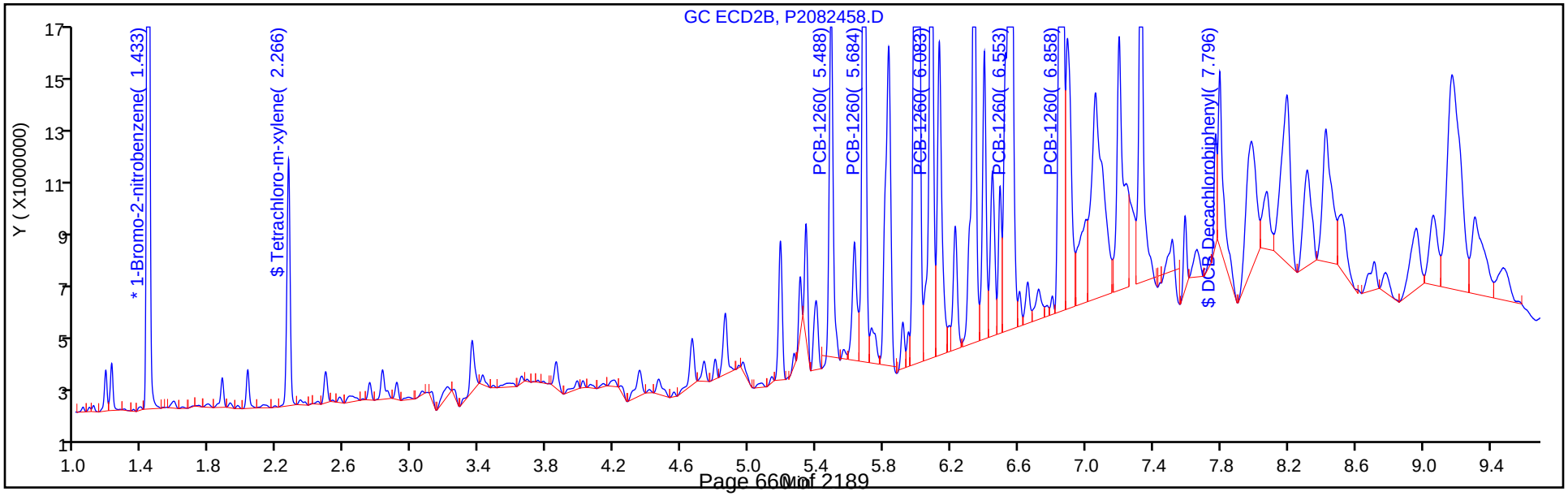

Report Date: 28-Aug-2018 12:01:15 Chrom Revision: 2.3 19-Jul-2018 15:14:50

TestAmerica Canton

Data File: \\ChromNA\Canton\ChromData\A2HP2\20180824-79244.b\P2082462.D

Injection Date:	25-Aug-2018 23:43:49	Instrument ID:	A2HP2	Operator ID:	
Lims ID:	240-100062-B-29-A	Lab Sample ID:	240-100062-29	Worklist Smp#:	27
Client ID:	CPP-SB-1857-0.5-1.0				
Injection Vol:	1.0 uL	Dil. Factor:	1.0000	ALS Bottle#:	62
Method:	PCB2 IS	Limit Group:	GC 8082A IS		

Y Scaling: Method Defined: Set to Absolute Y Value

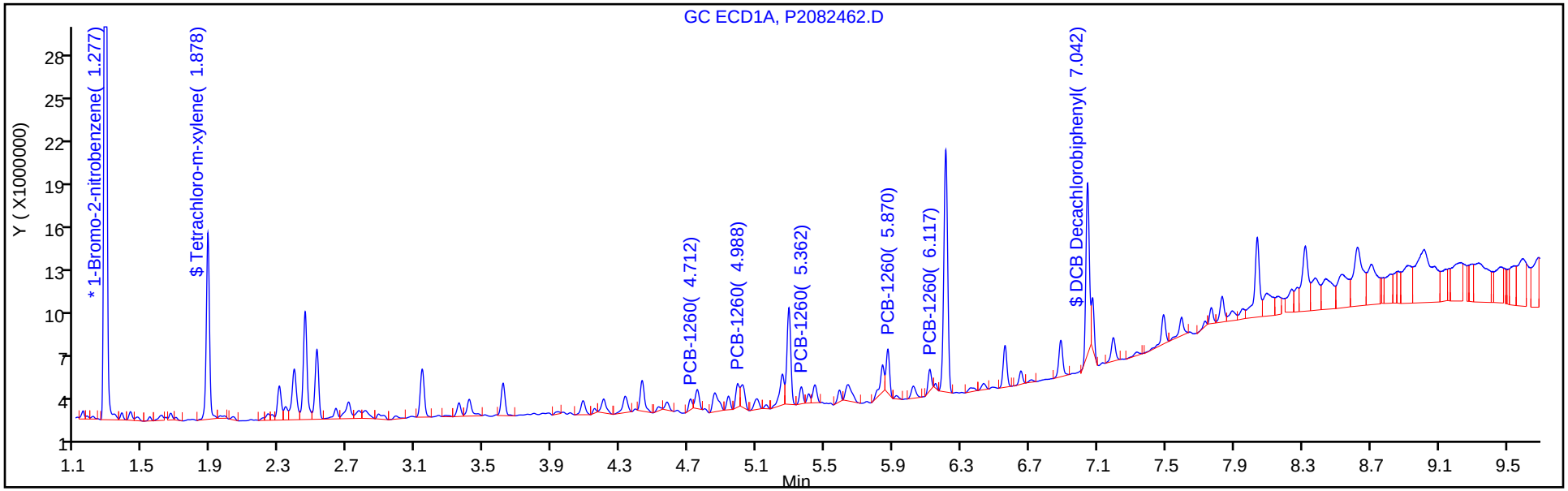

Y Scaling: Method Defined: Set to Absolute Y Value

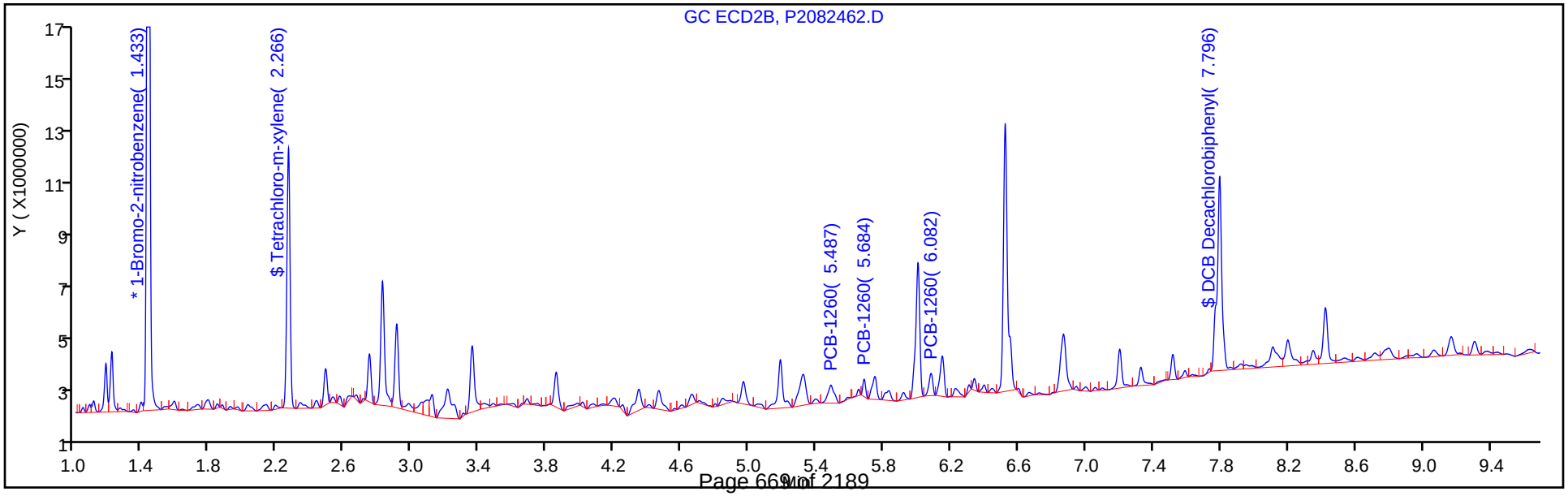

Report Date: 27-Aug-2018 08:02:14 Chrom Revision: 2.3 19-Jul-2018 15:14:50

TestAmerica Canton

Data File: \\ChromNA\Canton\ChromData\A2HP2\20180824-79244.b\P2082463.D

Injection Date:	25-Aug-2018 23:58:33	Instrument ID:	A2HP2	Operator ID:	
Lims ID:	240-100062-B-31-A	Lab Sample ID:	240-100062-31	Worklist Smp#:	28
Client ID:	CPP-SB-1858-0.0-0.5				
Injection Vol:	1.0 uL	Dil. Factor:	5.0000	ALS Bottle#:	63
Method:	PCB2 IS	Limit Group:	GC 8082A IS		

Y Scaling: Method Defined: Set to Absolute Y Value

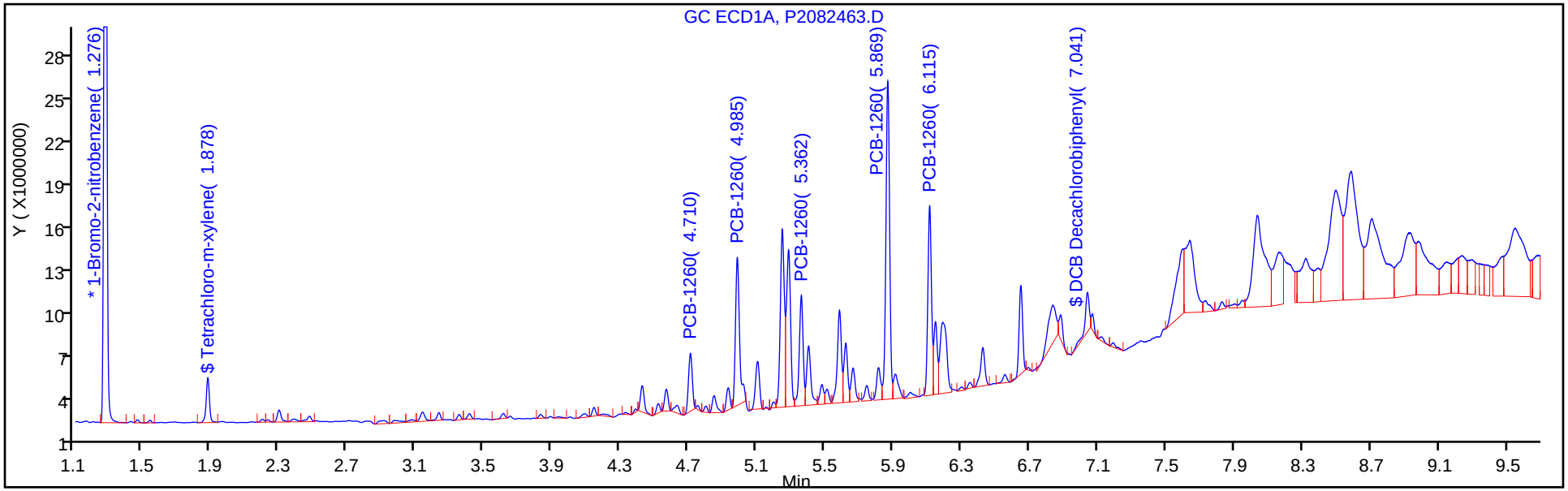

Y Scaling: Method Defined: Set to Absolute Y Value

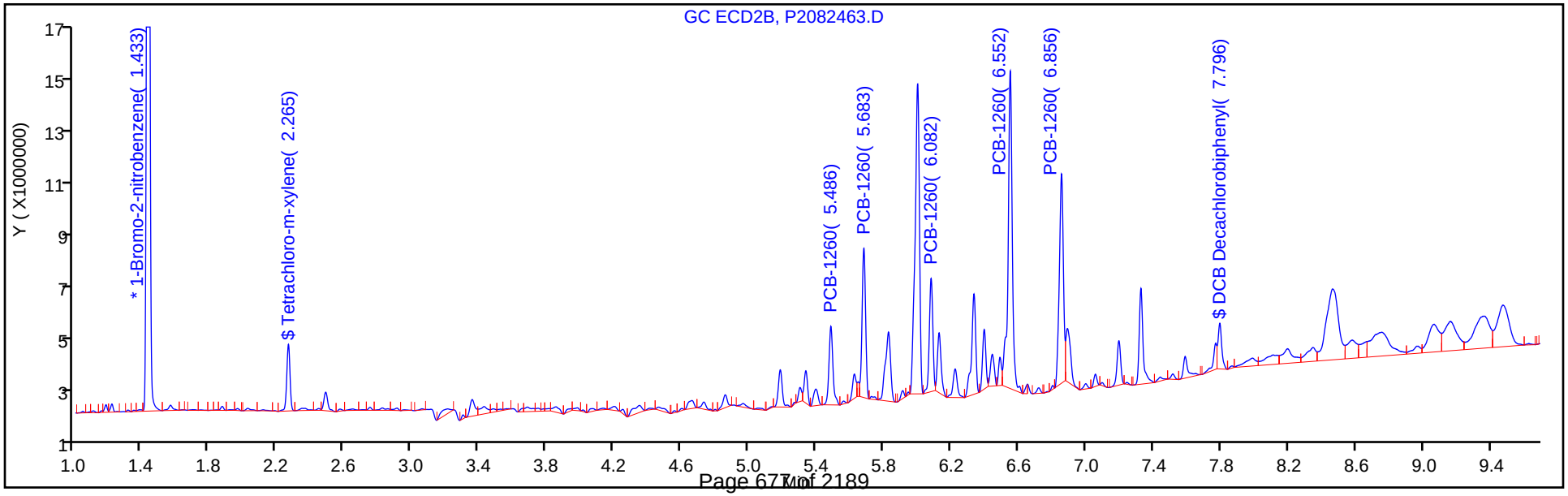

Report Date: 27-Aug-2018 09:18:23 Chrom Revision: 2.3 19-Jul-2018 15:14:50

TestAmerica Canton

Data File: \\ChromNA\Canton\ChromData\A2HP13\20180826-79263.b\P13082609.D

Injection Date:	26-Aug-2018 16:21:47	Instrument ID:	A2HP13	Operator ID:	
Lims ID:	240-100062-B-32-A	Lab Sample ID:	240-100062-32	Worklist Smp#:	9
Client ID:	CPP-SB-1858-0.5-1.0				
Injection Vol:	1.0 uL	Dil. Factor:	1.0000	ALS Bottle#:	9
Method:	PCB13 IS	Limit Group:	GC 8082A IS		

Y Scaling: Method Defined: Set to Absolute Y Value

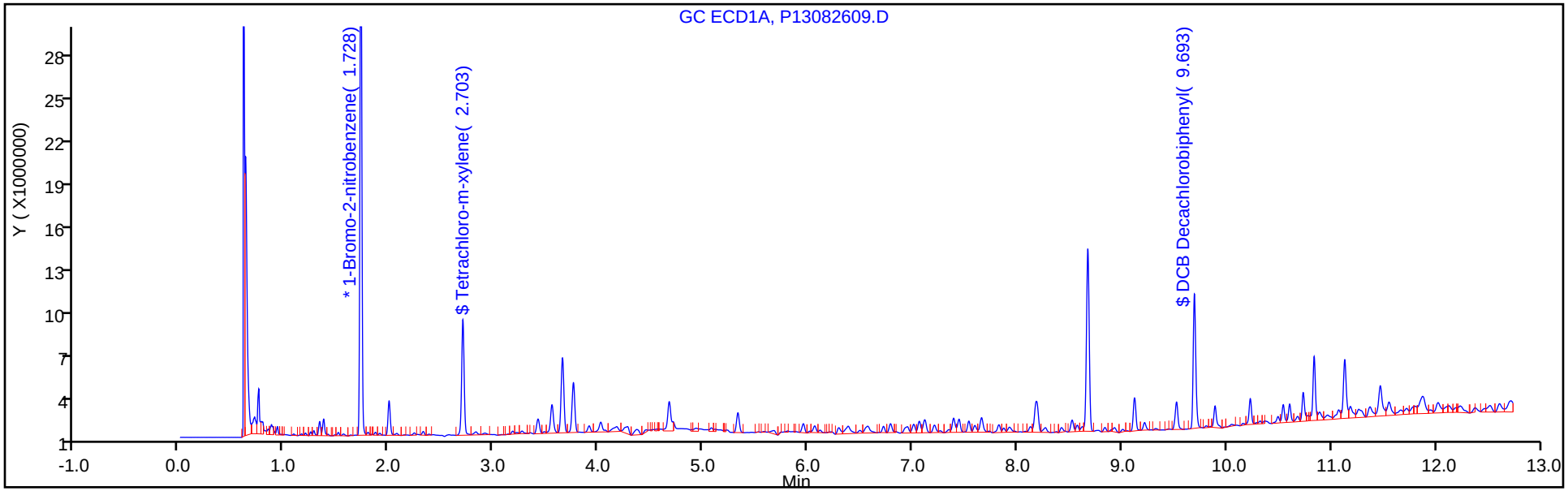

Y Scaling: Method Defined: Set to Absolute Y Value

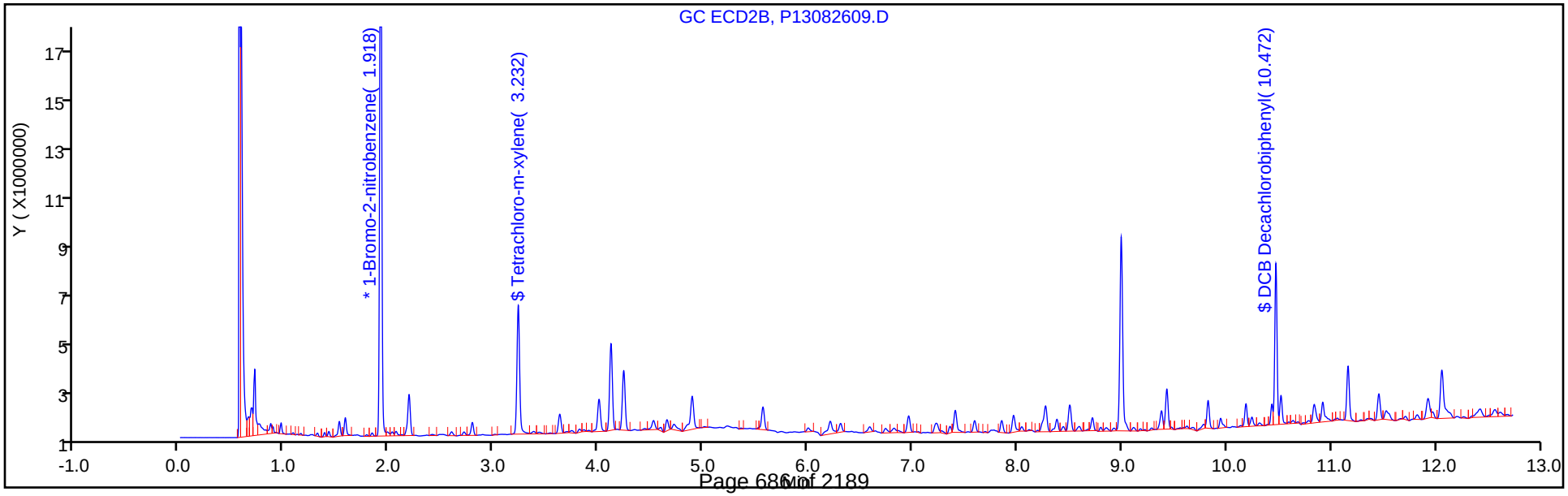

Report Date: 27-Aug-2018 09:18:26 Chrom Revision: 2.3 19-Jul-2018 15:14:50

TestAmerica Canton

Data File: \\ChromNA\Canton\ChromData\A2HP13\20180826-79263.b\P13082610.D

Injection Date:	26-Aug-2018 16:39:18	Instrument ID:	A2HP13	Operator ID:	
Lims ID:	240-100062-B-34-A	Lab Sample ID:	240-100062-34	Worklist Smp#:	10
Client ID:	CPP-SB-1859-0.0-0.5				
Injection Vol:	1.0 uL	Dil. Factor:	1.0000	ALS Bottle#:	10
Method:	PCB13 IS	Limit Group:	GC 8082A IS		

Y Scaling: Method Defined: Set to Absolute Y Value

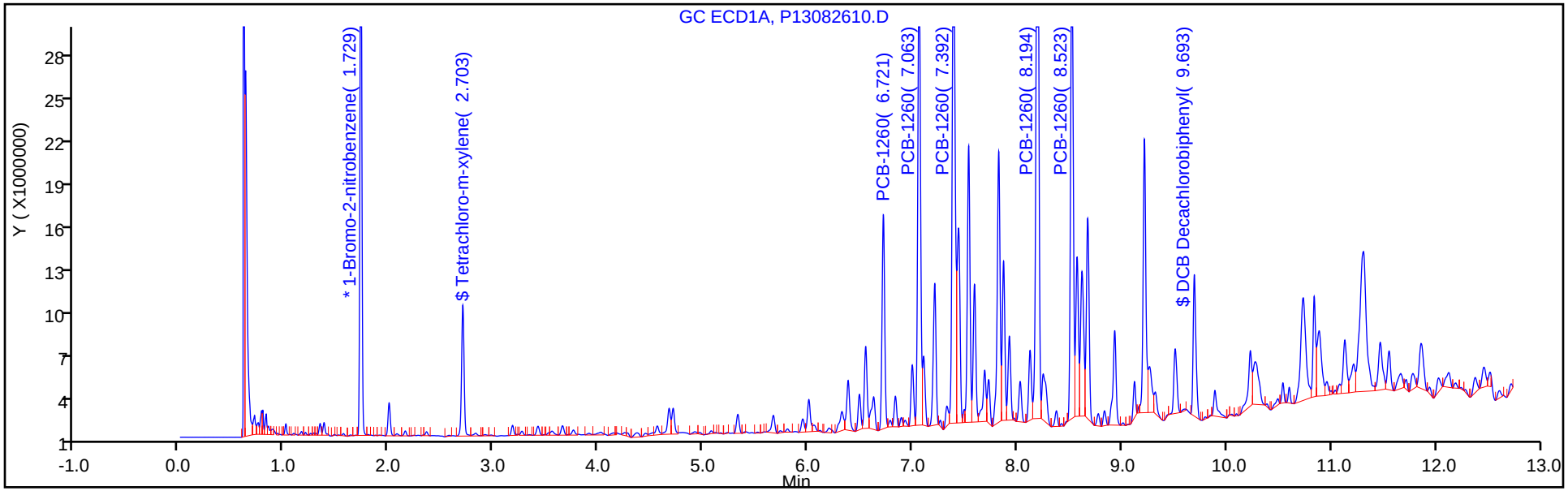

Y Scaling: Method Defined: Set to Absolute Y Value

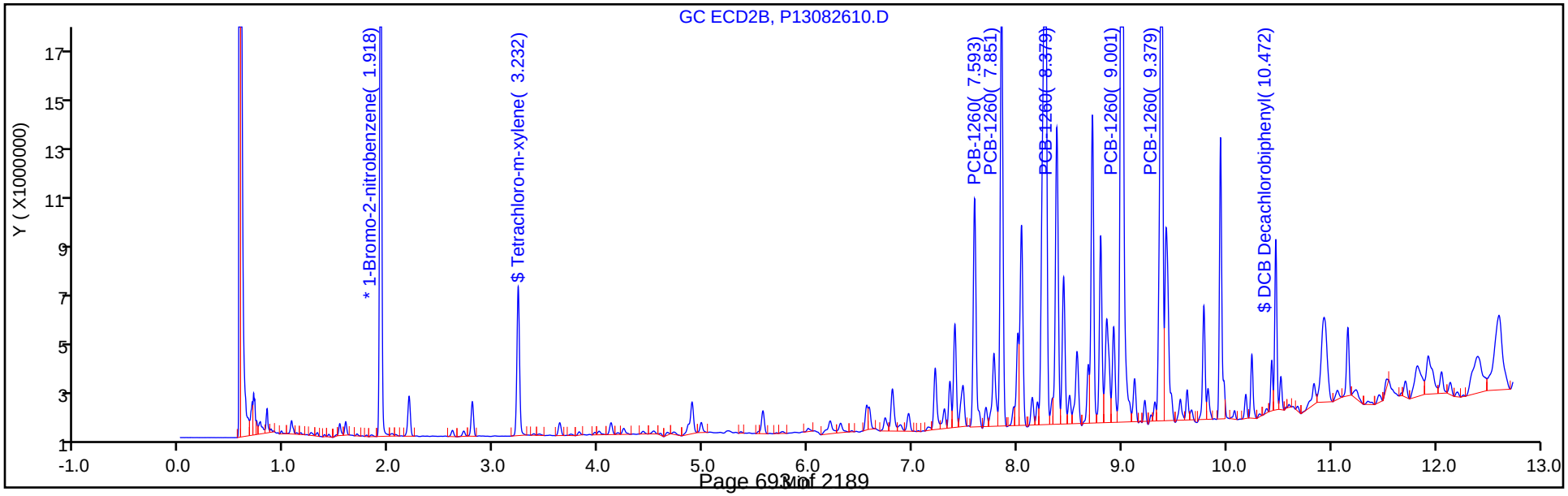

Report Date: 27-Aug-2018 09:18:34 Chrom Revision: 2.3 19-Jul-2018 15:14:50

TestAmerica Canton

Data File: \\ChromNA\Canton\ChromData\A2HP13\20180826-79263.b\P13082611.D

Injection Date:	26-Aug-2018 16:56:42	Instrument ID:	A2HP13	Operator ID:	
Lims ID:	240-100062-B-35-A	Lab Sample ID:	240-100062-35	Worklist Smp#:	11
Client ID:	CPP-SB-1859-0.5-1.0				
Injection Vol:	1.0 uL	Dil. Factor:	1.0000	ALS Bottle#:	11
Method:	PCB13 IS	Limit Group:	GC 8082A IS		

Y Scaling: Method Defined: Set to Absolute Y Value

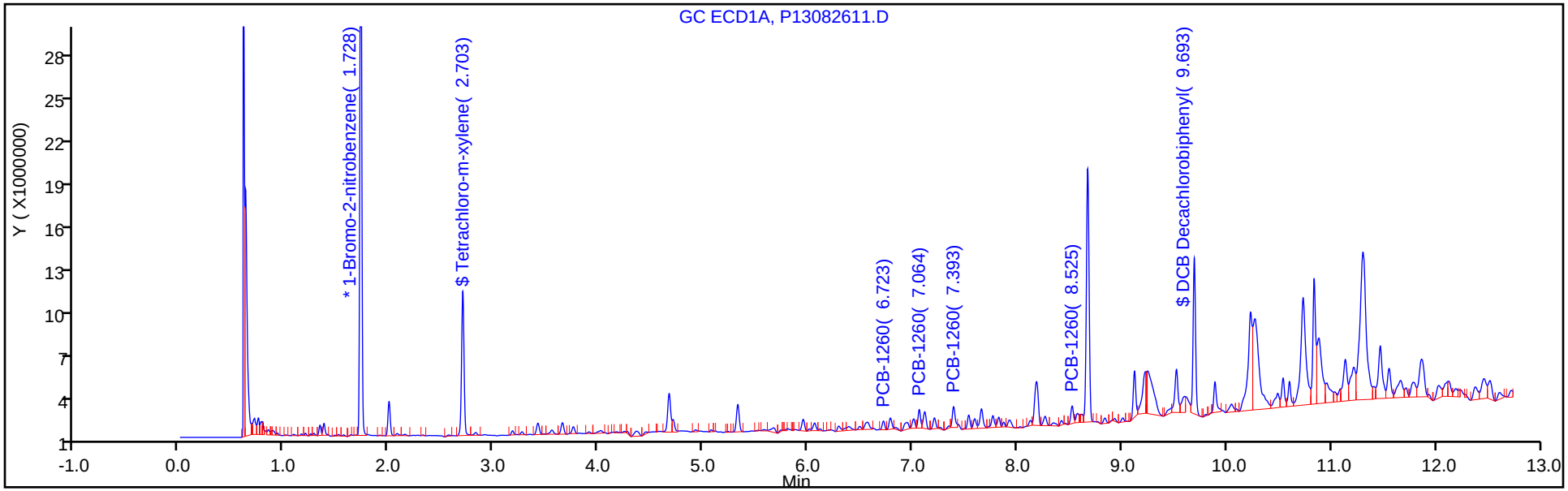

Y Scaling: Method Defined: Set to Absolute Y Value

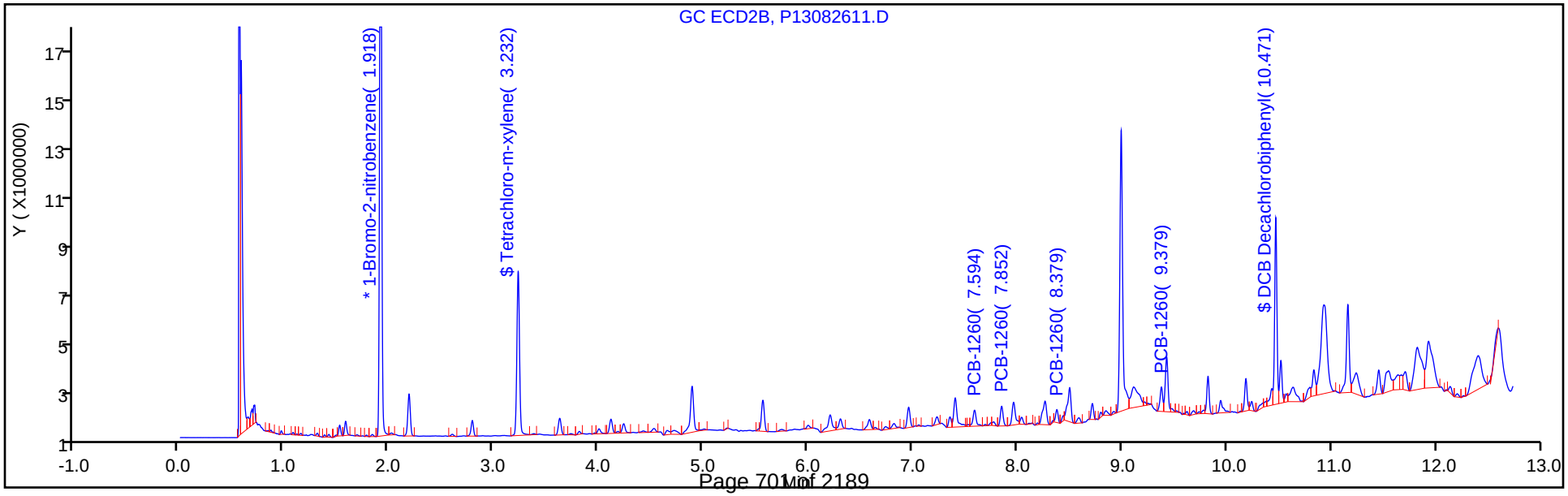

Report Date: 27-Aug-2018 09:18:38 Chrom Revision: 2.3 19-Jul-2018 15:14:50

TestAmerica Canton

Data File: \\ChromNA\Canton\ChromData\A2HP13\20180826-79263.b\P13082612.D

Injection Date:	26-Aug-2018 17:14:09	Instrument ID:	A2HP13	Operator ID:	
Lims ID:	240-100062-B-37-A	Lab Sample ID:	240-100062-37	Worklist Smp#:	12
Client ID:	CPP-SB-1860-0.0-0.5				
Injection Vol:	1.0 uL	Dil. Factor:	5.0000	ALS Bottle#:	12
Method:	PCB13 IS	Limit Group:	GC 8082A IS		

Y Scaling: Method Defined: Set to Absolute Y Value

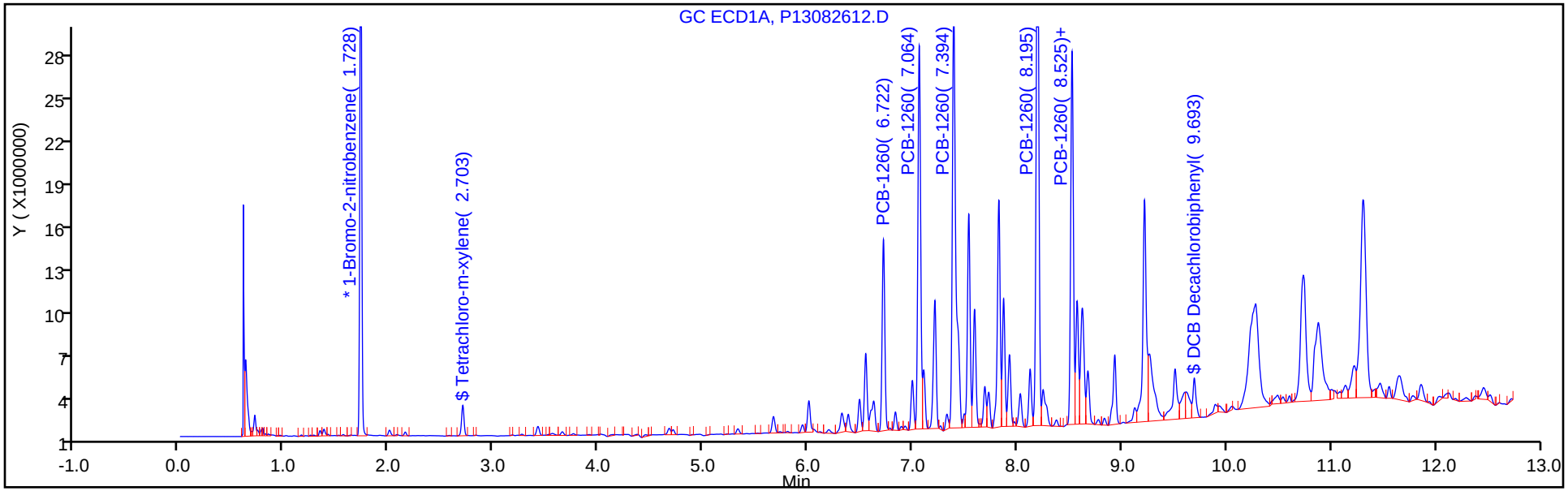

Y Scaling: Method Defined: Set to Absolute Y Value

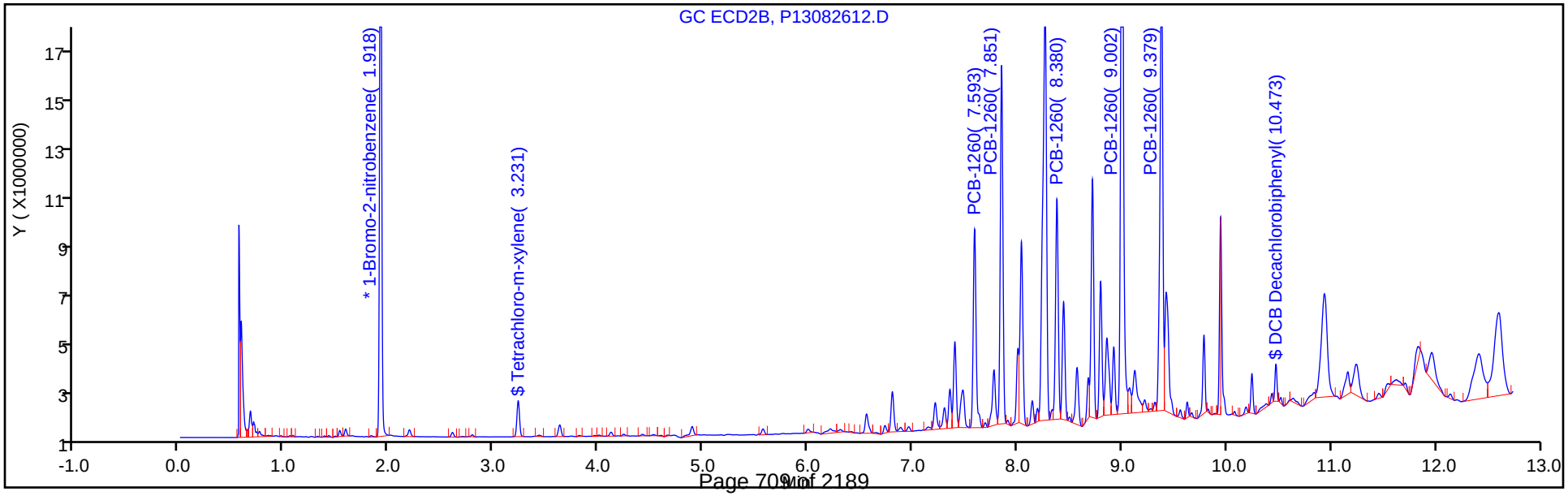

Report Date: 27-Aug-2018 09:18:43 Chrom Revision: 2.3 19-Jul-2018 15:14:50

TestAmerica Canton

Data File: \\ChromNA\Canton\ChromData\A2HP13\20180826-79263.b\P13082613.D

Injection Date:	26-Aug-2018 17:31:39	Instrument ID:	A2HP13	Operator ID:	
Lims ID:	240-100062-B-38-A	Lab Sample ID:	240-100062-38	Worklist Smp#:	13
Client ID:	CPP-SB-1860-0.5-1.0				
Injection Vol:	1.0 uL	Dil. Factor:	1.0000	ALS Bottle#:	13
Method:	PCB13 IS	Limit Group:	GC 8082A IS		

Y Scaling: Method Defined: Set to Absolute Y Value

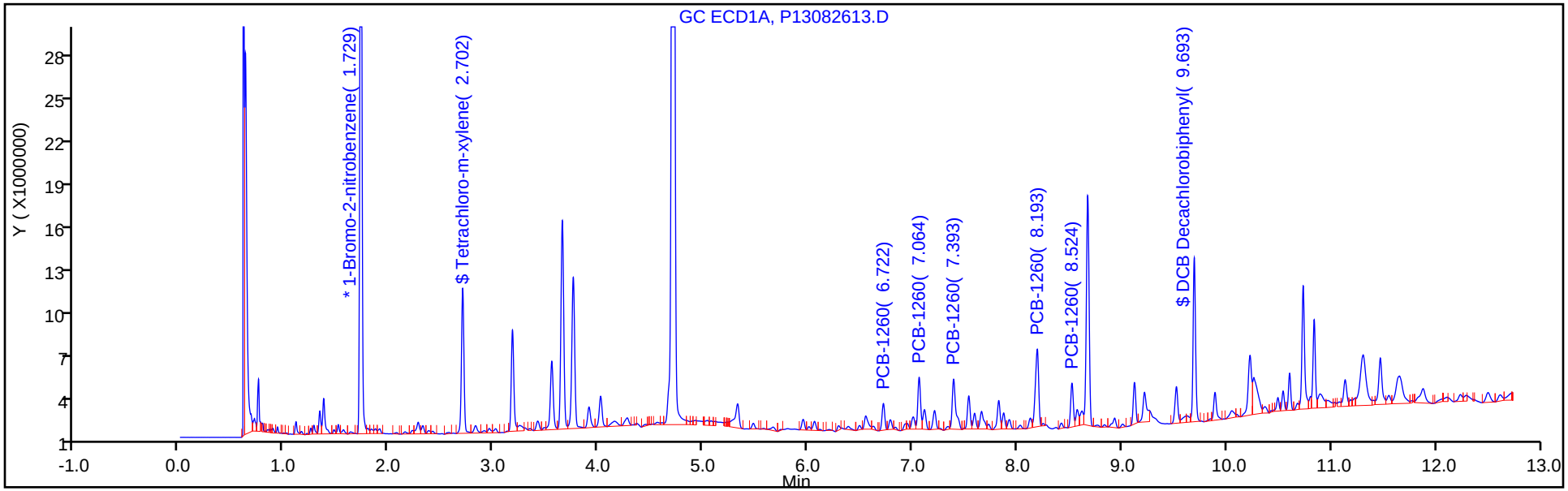

Y Scaling: Method Defined: Set to Absolute Y Value

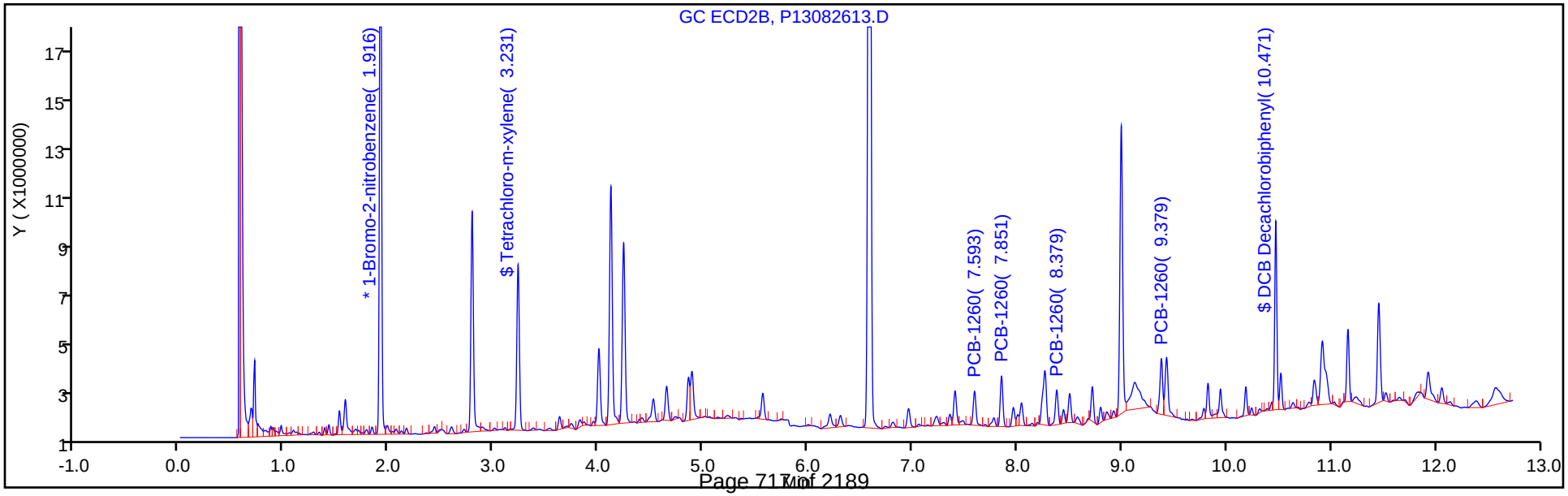

Report Date: 30-Aug-2018 05:42:42 Chrom Revision: 2.3 19-Jul-2018 15:14:50

TestAmerica Canton

Data File: \\ChromNA\Canton\ChromData\A2HP2\20180829-79372.b\P2082909.D

Injection Date:	29-Aug-2018 16:29:38	Instrument ID:	A2HP2	Operator ID:	
Lims ID:	240-100062-B-40-A	Lab Sample ID:	240-100062-40	Worklist Smp#:	9
Client ID:	CPP-SB-1861-0.0-0.5				
Injection Vol:	1.0 uL	Dil. Factor:	5.0000	ALS Bottle#:	9
Method:	PCB2 IS	Limit Group:	GC 8082A IS		

Y Scaling: Method Defined: Set to Absolute Y Value

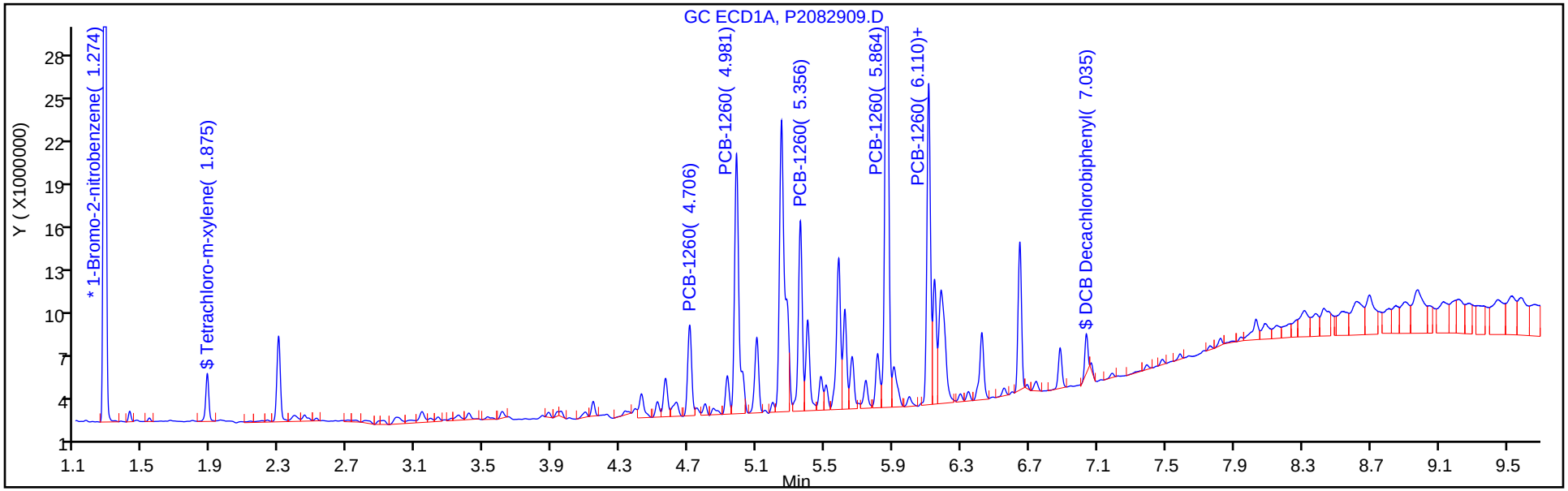

Y Scaling: Method Defined: Set to Absolute Y Value

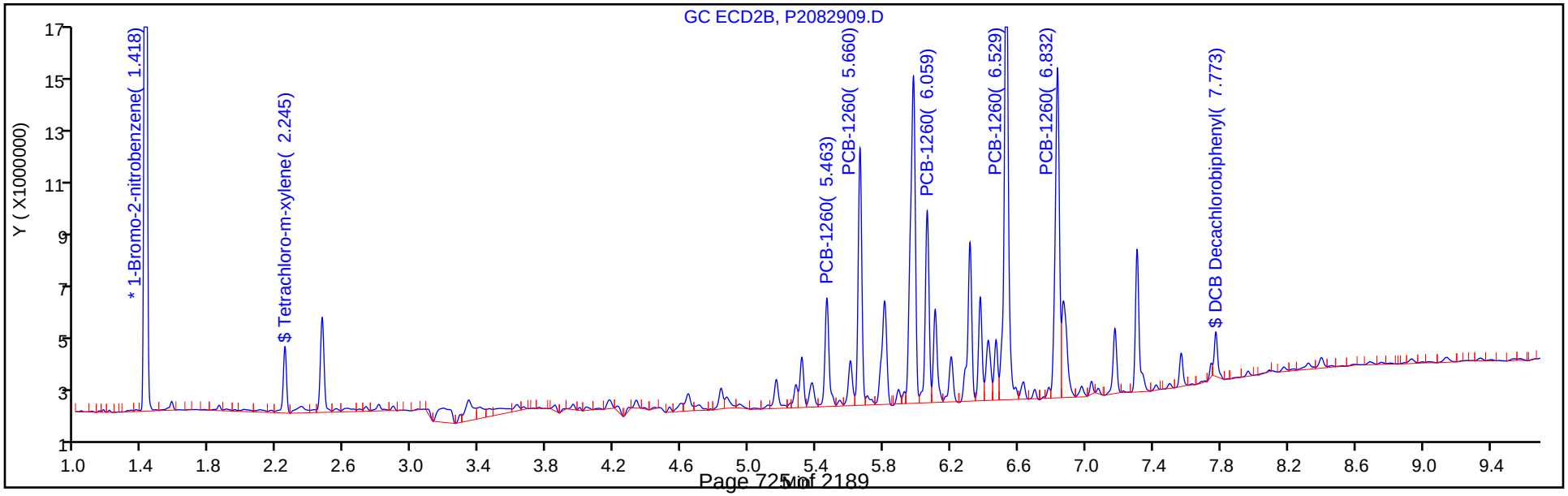

Report Date: 27-Aug-2018 09:19:18 Chrom Revision: 2.3 19-Jul-2018 15:14:50

TestAmerica Canton

Data File: \\ChromNA\Canton\ChromData\A2HP13\20180826-79263.b\P13082615.D

Injection Date:	26-Aug-2018 18:06:35	Instrument ID:	A2HP13	Operator ID:	
Lims ID:	240-100062-B-41-A	Lab Sample ID:	240-100062-41	Worklist Smp#:	15
Client ID:	CPP-SB-1861-0.5-1.0				
Injection Vol:	1.0 uL	Dil. Factor:	1.0000	ALS Bottle#:	15
Method:	PCB13 IS	Limit Group:	GC 8082A IS		

Y Scaling: Method Defined: Set to Absolute Y Value

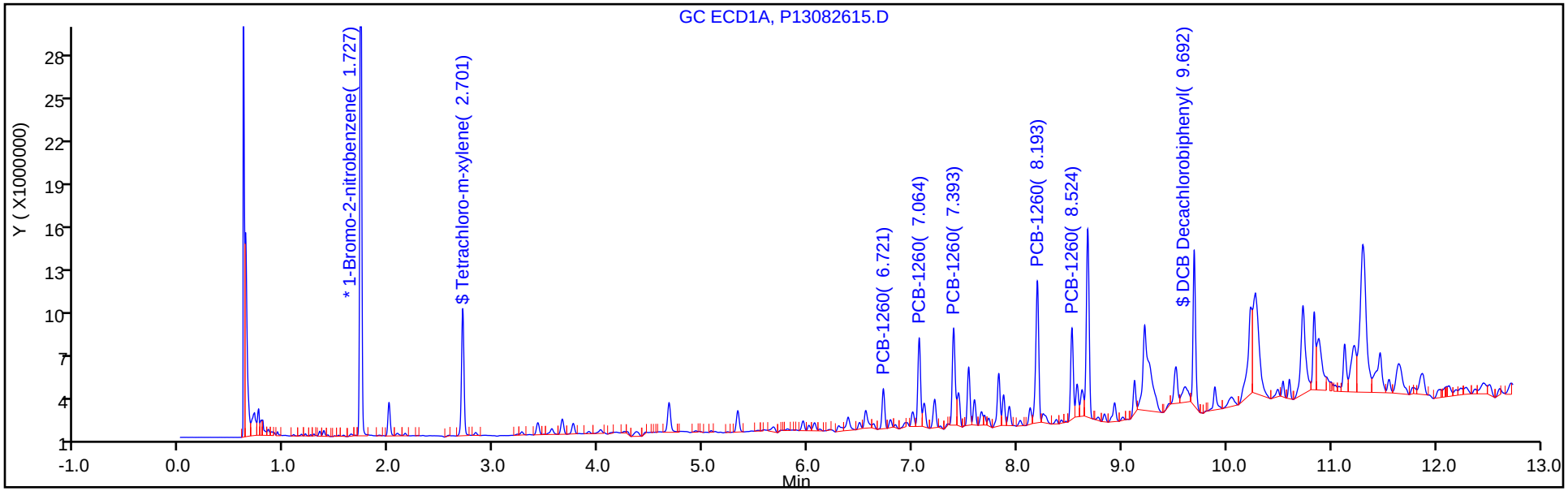

Y Scaling: Method Defined: Set to Absolute Y Value

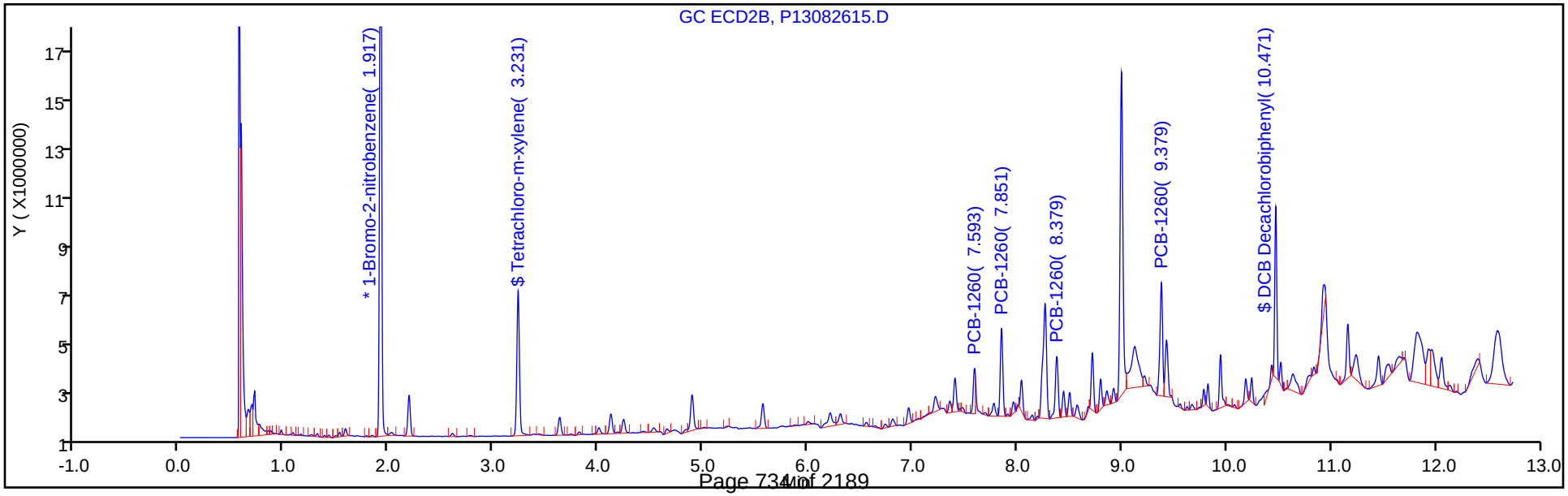

Report Date: 27-Aug-2018 09:19:24 Chrom Revision: 2.3 19-Jul-2018 15:14:50

TestAmerica Canton

Data File: \\ChromNA\Canton\ChromData\A2HP13\20180826-79263.b\P13082616.D

Injection Date:	26-Aug-2018 18:24:00	Instrument ID:	A2HP13	Operator ID:	
Lims ID:	240-100062-B-43-A	Lab Sample ID:	240-100062-43	Worklist Smp#:	16
Client ID:	CPP-SB-1862-0.0-0.5				
Injection Vol:	1.0 uL	Dil. Factor:	1.0000	ALS Bottle#:	16
Method:	PCB13 IS	Limit Group:	GC 8082A IS		

Y Scaling: Method Defined: Set to Absolute Y Value

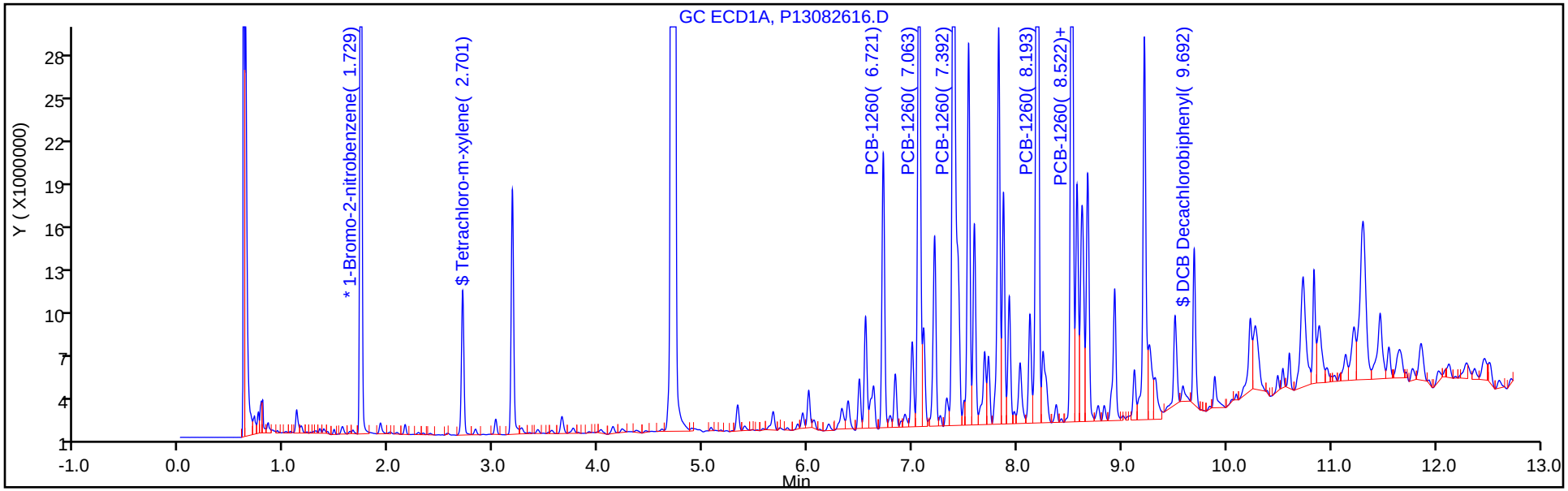

Y Scaling: Method Defined: Set to Absolute Y Value

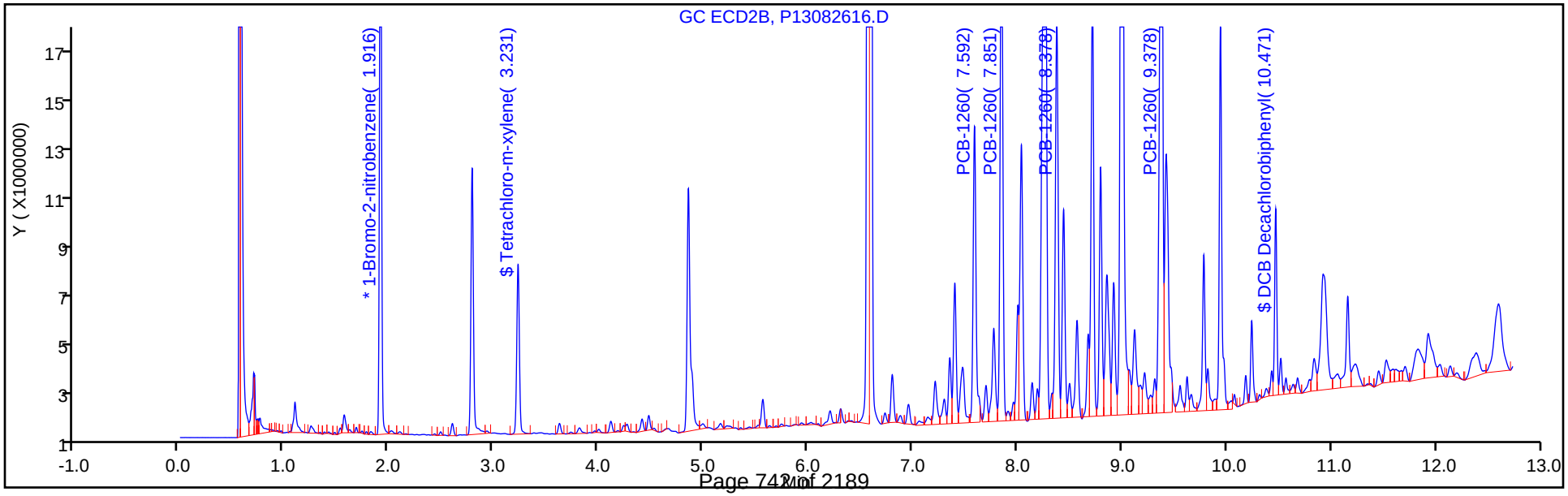

Report Date: 27-Aug-2018 09:19:32 Chrom Revision: 2.3 19-Jul-2018 15:14:50

TestAmerica Canton

Data File: \\ChromNA\Canton\ChromData\A2HP13\20180826-79263.b\P13082617.D

Injection Date:	26-Aug-2018 18:41:31	Instrument ID:	A2HP13	Operator ID:	
Lims ID:	240-100062-B-44-A	Lab Sample ID:	240-100062-44	Worklist Smp#:	17
Client ID:	CPP-SB-1862-0.5-1.0				
Injection Vol:	1.0 uL	Dil. Factor:	1.0000	ALS Bottle#:	17
Method:	PCB13 IS	Limit Group:	GC 8082A IS		

Y Scaling: Method Defined: Set to Absolute Y Value

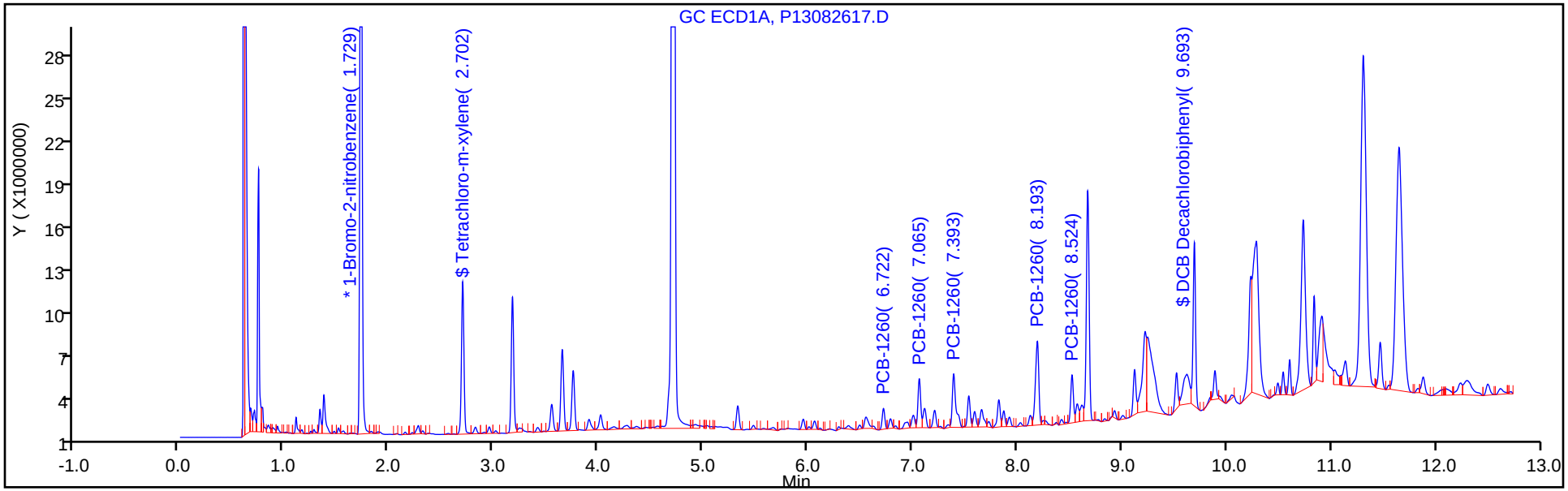

Y Scaling: Method Defined: Set to Absolute Y Value

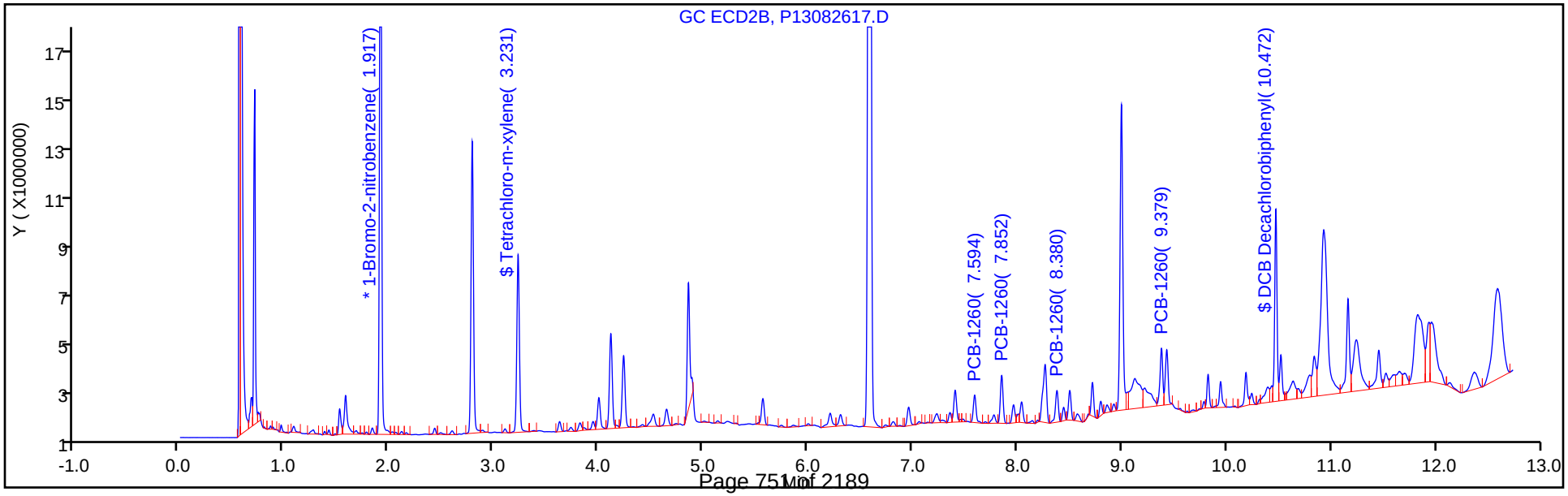

Report Date: 27-Aug-2018 09:19:37 Chrom Revision: 2.3 19-Jul-2018 15:14:50

TestAmerica Canton

Data File: \\ChromNA\Canton\ChromData\A2HP13\20180826-79263.b\P13082618.D

Injection Date:	26-Aug-2018 18:58:53	Instrument ID:	A2HP13	Operator ID:	
Lims ID:	240-100062-B-46-A	Lab Sample ID:	240-100062-46	Worklist Smp#:	18
Client ID:	CPP-SB-1863-0.0-0.5				
Injection Vol:	1.0 uL	Dil. Factor:	1.0000	ALS Bottle#:	18
Method:	PCB13 IS	Limit Group:	GC 8082A IS		

Y Scaling: Method Defined: Set to Absolute Y Value

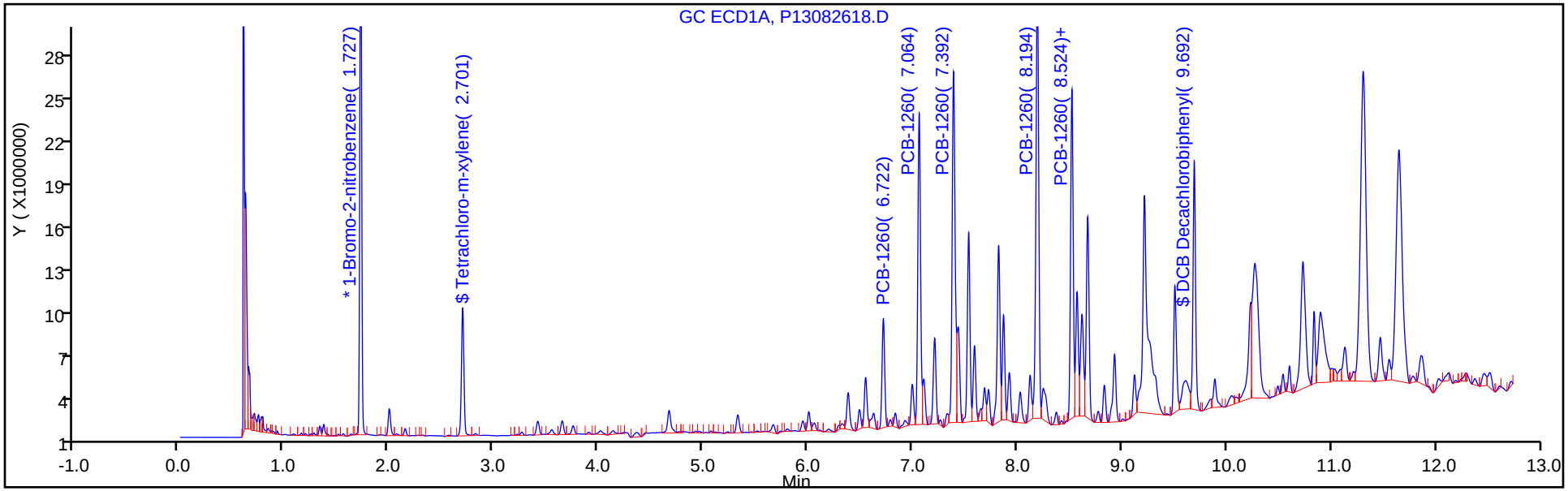

Y Scaling: Method Defined: Set to Absolute Y Value

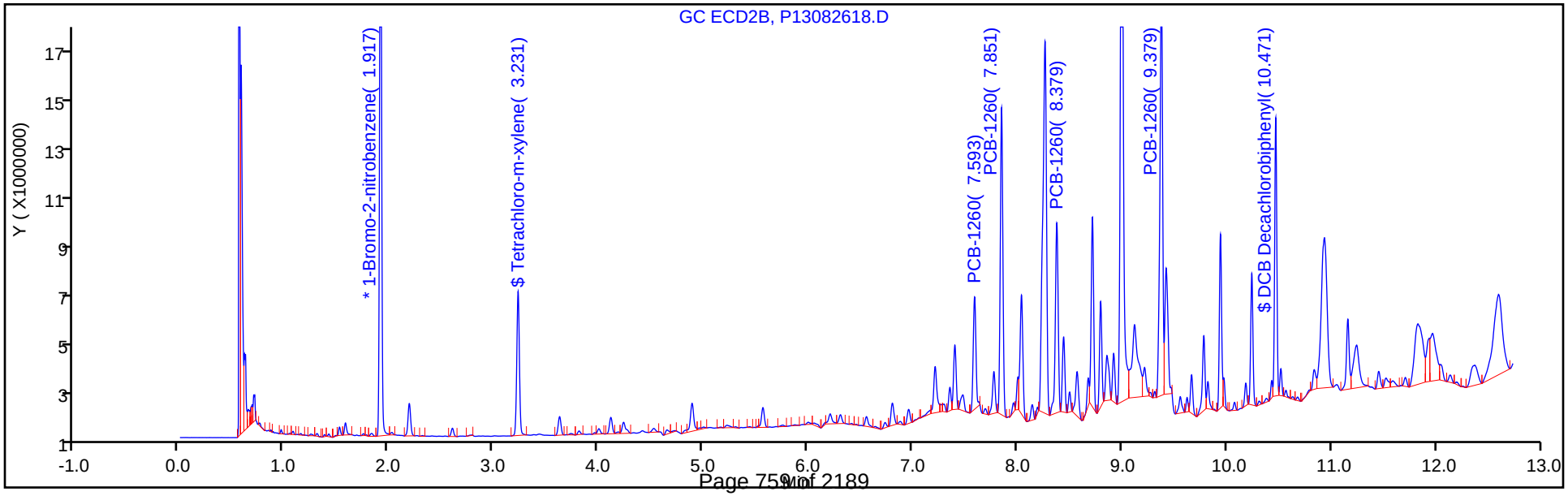

Report Date: 27-Aug-2018 09:19:41 Chrom Revision: 2.3 19-Jul-2018 15:14:50

TestAmerica Canton

Data File: \\ChromNA\Canton\ChromData\A2HP13\20180826-79263.b\P13082619.D

Injection Date:	26-Aug-2018 19:16:24	Instrument ID:	A2HP13	Operator ID:	
Lims ID:	240-100062-B-47-A	Lab Sample ID:	240-100062-47	Worklist Smp#:	19
Client ID:	CPP-SB-1863-0.5-1.0				
Injection Vol:	1.0 uL	Dil. Factor:	1.0000	ALS Bottle#:	19
Method:	PCB13 IS	Limit Group:	GC 8082A IS		

Y Scaling: Method Defined: Set to Absolute Y Value

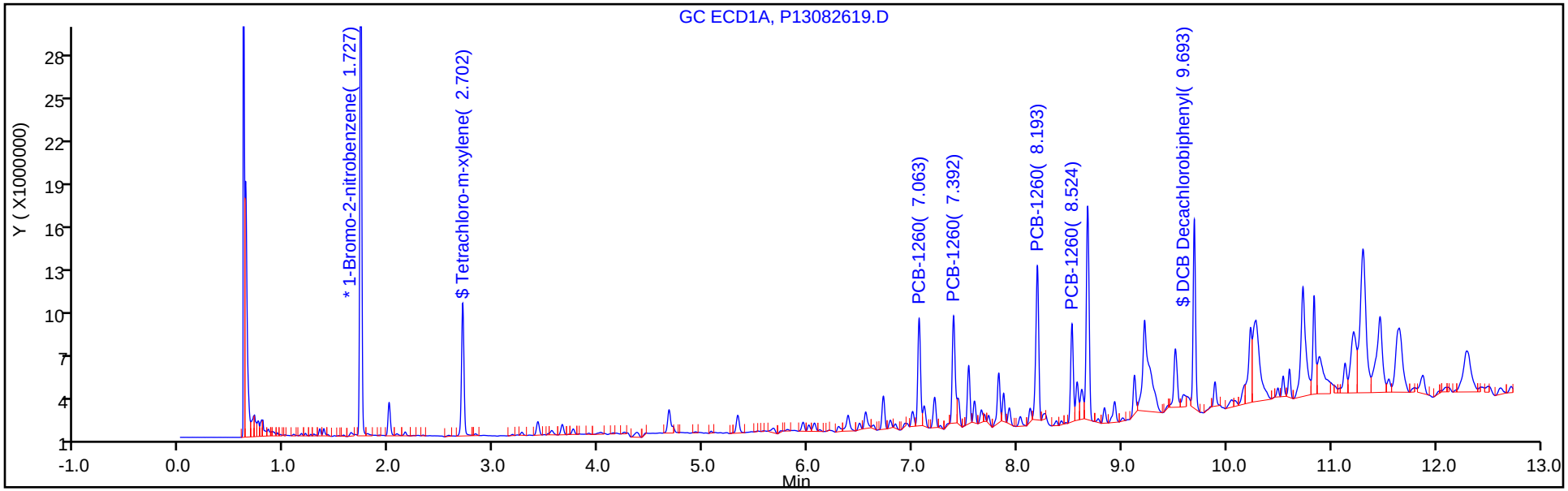

Y Scaling: Method Defined: Set to Absolute Y Value

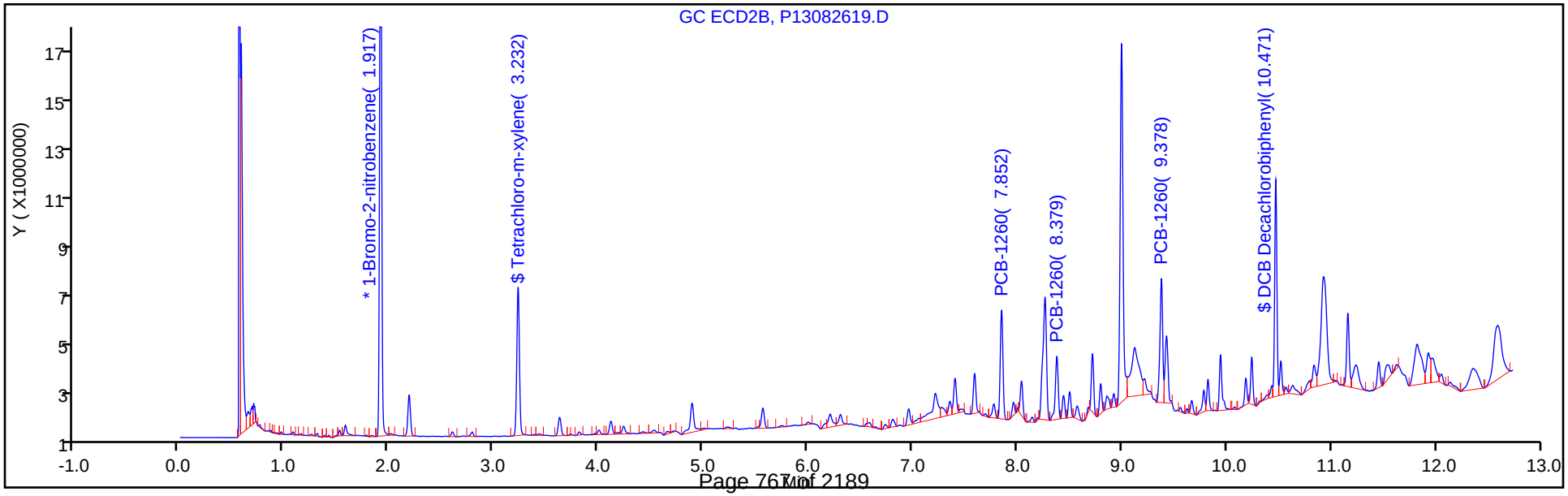

Report Date: 27-Aug-2018 09:19:48 Chrom Revision: 2.3 19-Jul-2018 15:14:50

TestAmerica Canton

Data File: \\ChromNA\Canton\ChromData\A2HP13\20180826-79263.b\P13082620.D

Injection Date:	26-Aug-2018 19:33:49	Instrument ID:	A2HP13	Operator ID:	
Lims ID:	240-100062-B-49-A	Lab Sample ID:	240-100062-49	Worklist Smp#:	20
Client ID:	CPP-SB-1864-0.0-0.5				
Injection Vol:	1.0 uL	Dil. Factor:	1.0000	ALS Bottle#:	20
Method:	PCB13 IS	Limit Group:	GC 8082A IS		

Y Scaling: Method Defined: Set to Absolute Y Value

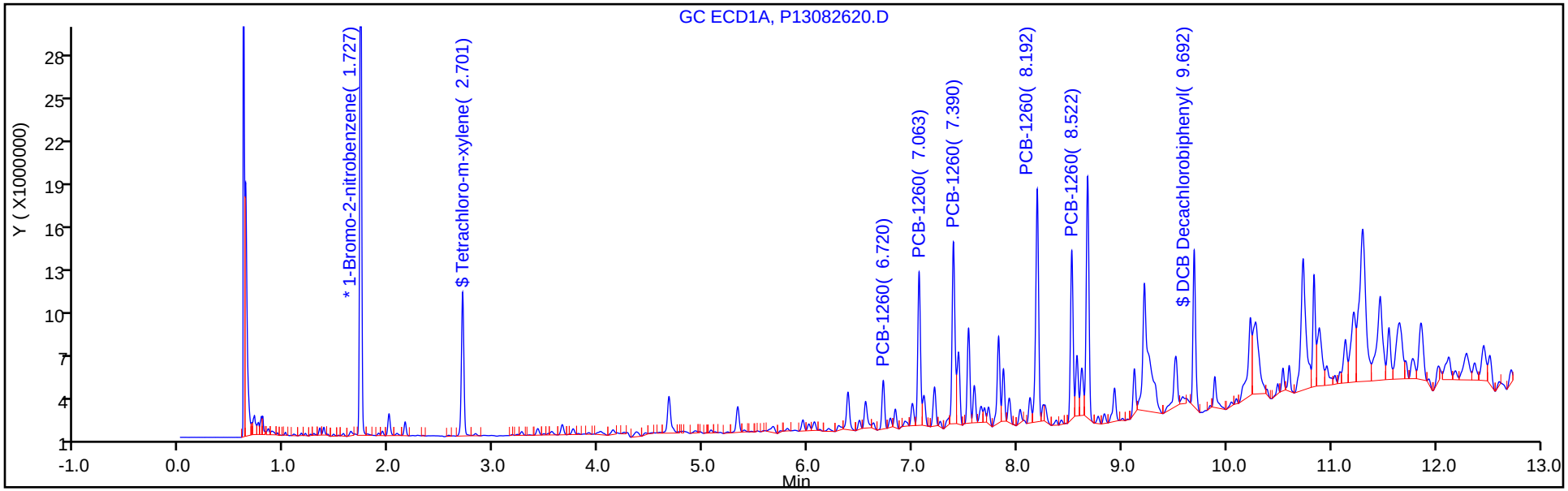

Y Scaling: Method Defined: Set to Absolute Y Value

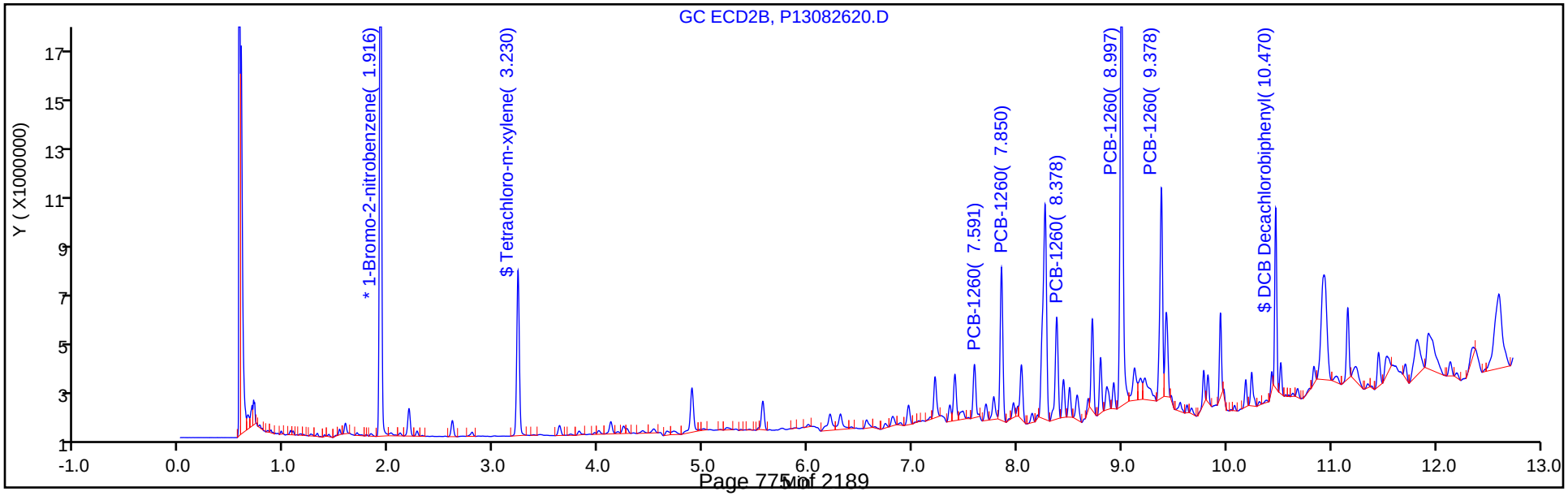

Report Date: 27-Aug-2018 09:19:54 Chrom Revision: 2.3 19-Jul-2018 15:14:50

TestAmerica Canton

Data File: \\ChromNA\Canton\ChromData\A2HP13\20180826-79263.b\P13082621.D

Injection Date:	26-Aug-2018 19:51:19	Instrument ID:	A2HP13	Operator ID:	
Lims ID:	240-100062-B-50-A	Lab Sample ID:	240-100062-50	Worklist Smp#:	21
Client ID:	CPP-SB-1864-0.5-1.0				
Injection Vol:	1.0 uL	Dil. Factor:	1.0000	ALS Bottle#:	21
Method:	PCB13 IS	Limit Group:	GC 8082A IS		

Y Scaling: Method Defined: Set to Absolute Y Value

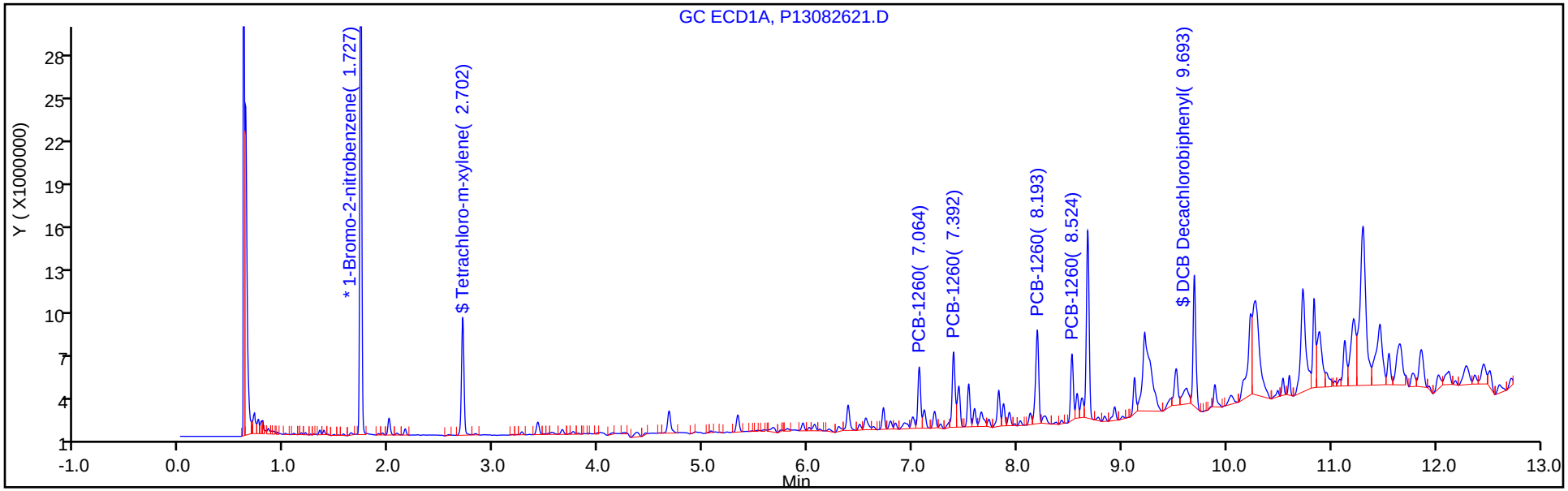

Y Scaling: Method Defined: Set to Absolute Y Value

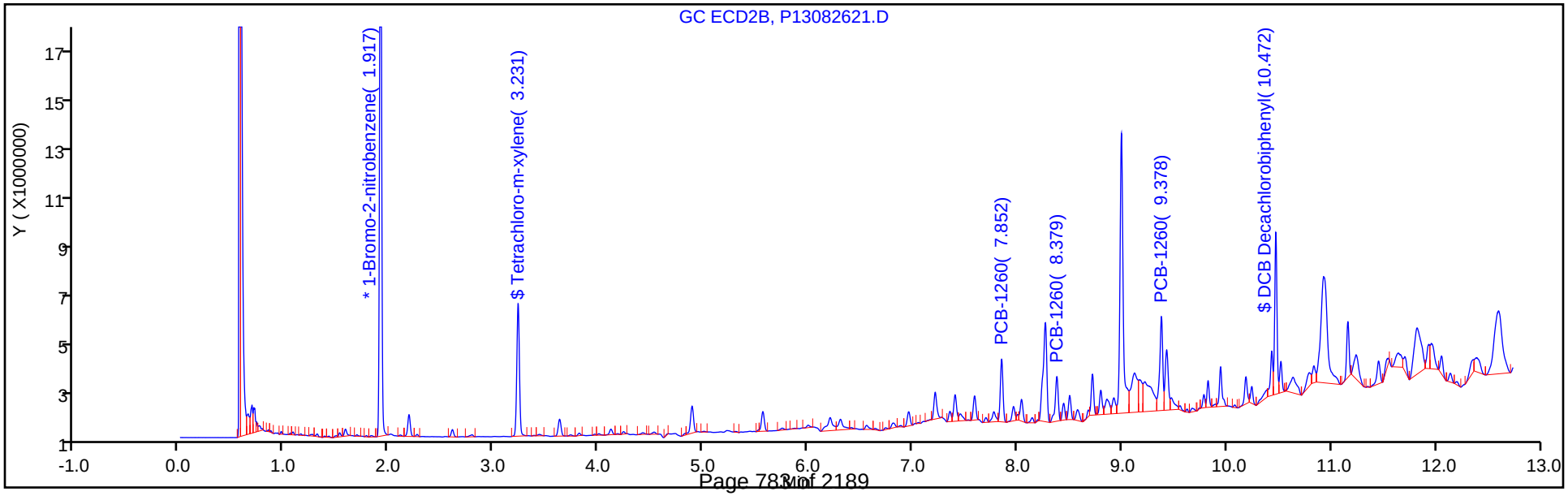

Report Date: 27-Aug-2018 09:20:01 Chrom Revision: 2.3 19-Jul-2018 15:14:50

TestAmerica Canton

Data File: \\ChromNA\Canton\ChromData\A2HP13\20180826-79263.b\P13082622.D

Injection Date:	26-Aug-2018 20:08:43	Instrument ID:	A2HP13	Operator ID:	
Lims ID:	240-100062-B-52-A	Lab Sample ID:	240-100062-52	Worklist Smp#:	22
Client ID:	CPP-SB-1865-0.0-0.5				
Injection Vol:	1.0 uL	Dil. Factor:	1.0000	ALS Bottle#:	22
Method:	PCB13 IS	Limit Group:	GC 8082A IS		

Y Scaling: Method Defined: Set to Absolute Y Value

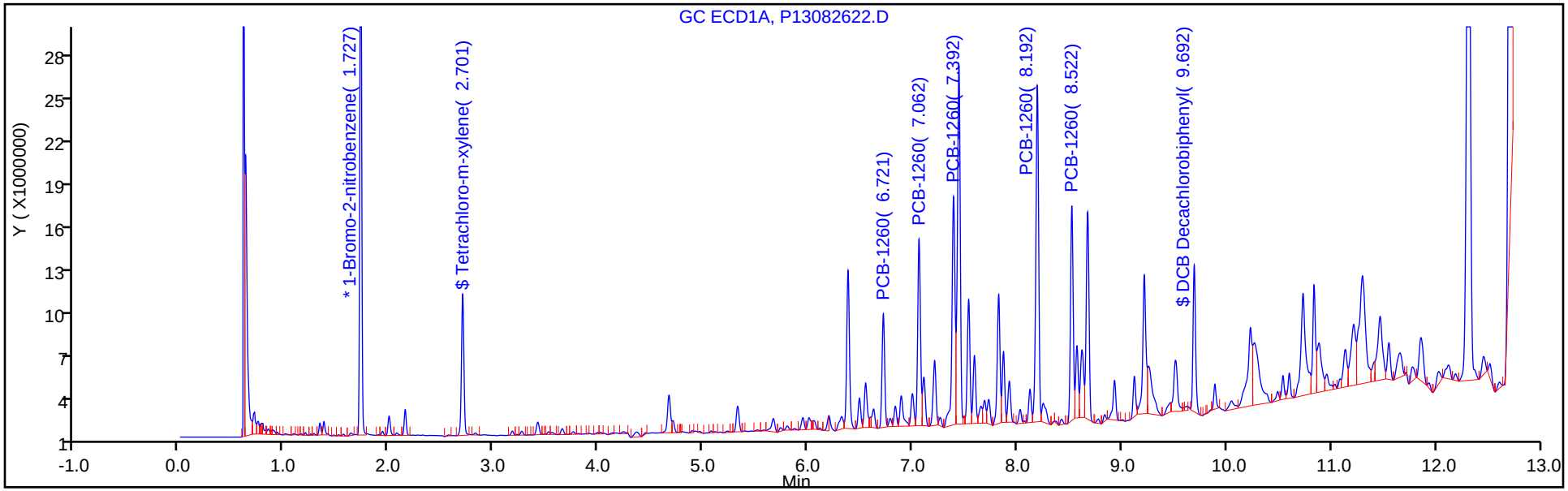

Y Scaling: Method Defined: Set to Absolute Y Value

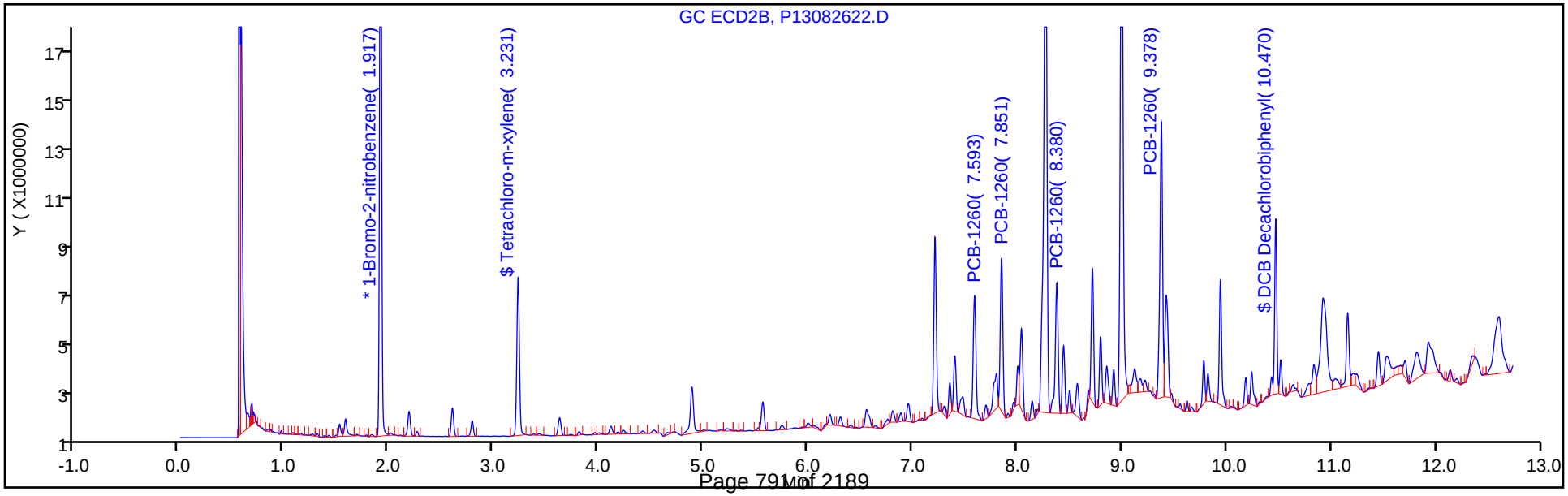

Report Date: 27-Aug-2018 09:20:07 Chrom Revision: 2.3 19-Jul-2018 15:14:50

TestAmerica Canton

Data File: \\ChromNA\Canton\ChromData\A2HP13\20180826-79263.b\P13082623.D

Injection Date:	26-Aug-2018 20:26:10	Instrument ID:	A2HP13	Operator ID:	
Lims ID:	240-100062-B-53-A	Lab Sample ID:	240-100062-53	Worklist Smp#:	23
Client ID:	CPP-SB-1865-0.5-1.0				
Injection Vol:	1.0 uL	Dil. Factor:	1.0000	ALS Bottle#:	23
Method:	PCB13 IS	Limit Group:	GC 8082A IS		

Y Scaling: Method Defined: Set to Absolute Y Value

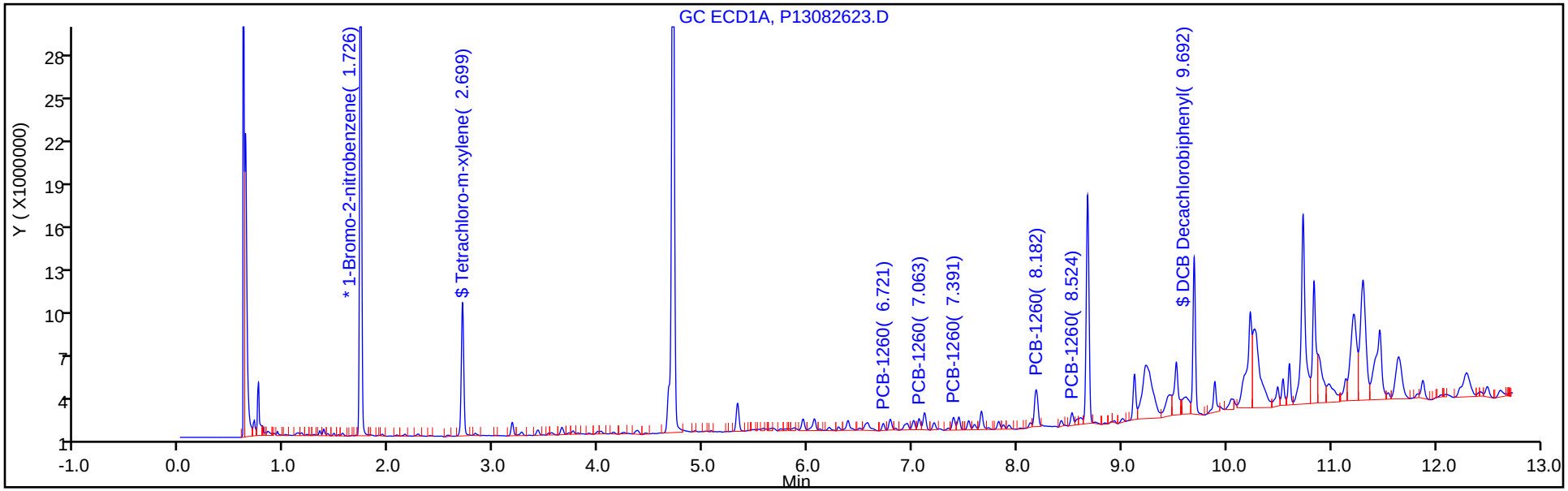

Y Scaling: Method Defined: Set to Absolute Y Value

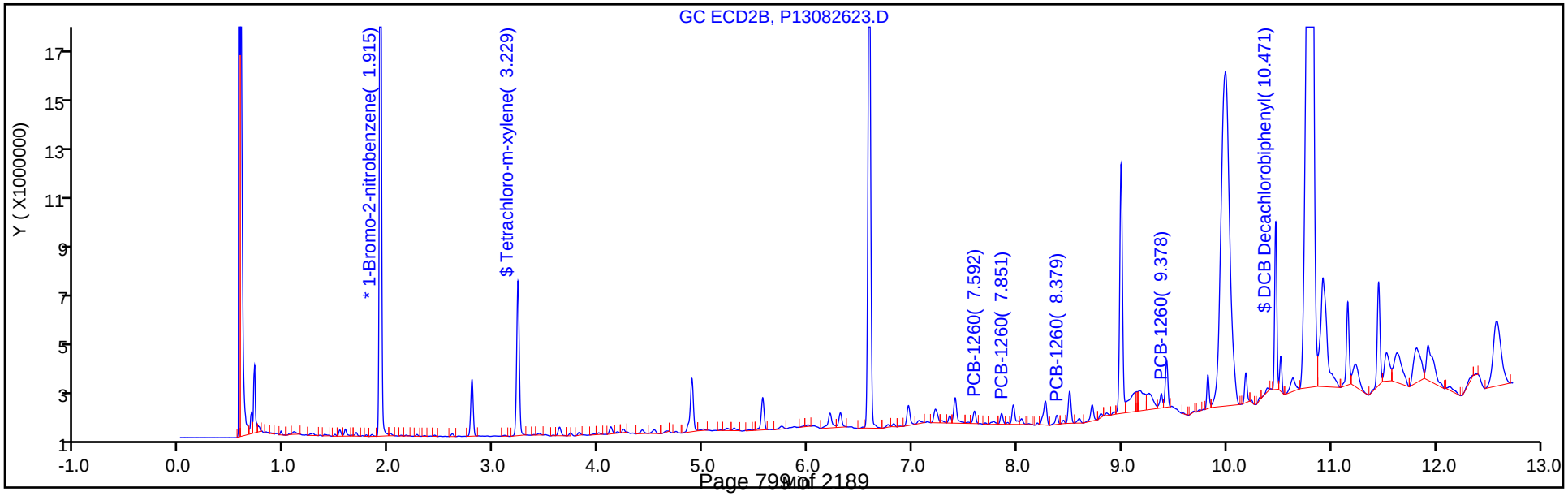

Report Date: 27-Aug-2018 09:20:18 Chrom Revision: 2.3 19-Jul-2018 15:14:50

TestAmerica Canton

Data File: \\ChromNA\Canton\ChromData\A2HP13\20180826-79263.b\P13082625.D

Injection Date:	26-Aug-2018 21:01:07	Instrument ID:	A2HP13	Operator ID:	
Lims ID:	240-100062-B-56-A	Lab Sample ID:	240-100062-56	Worklist Smp#:	25
Client ID:	CPP-SB-1866-0.5-1.0				
Injection Vol:	1.0 uL	Dil. Factor:	1.0000	ALS Bottle#:	25
Method:	PCB13 IS	Limit Group:	GC 8082A IS		

Y Scaling: Method Defined: Set to Absolute Y Value

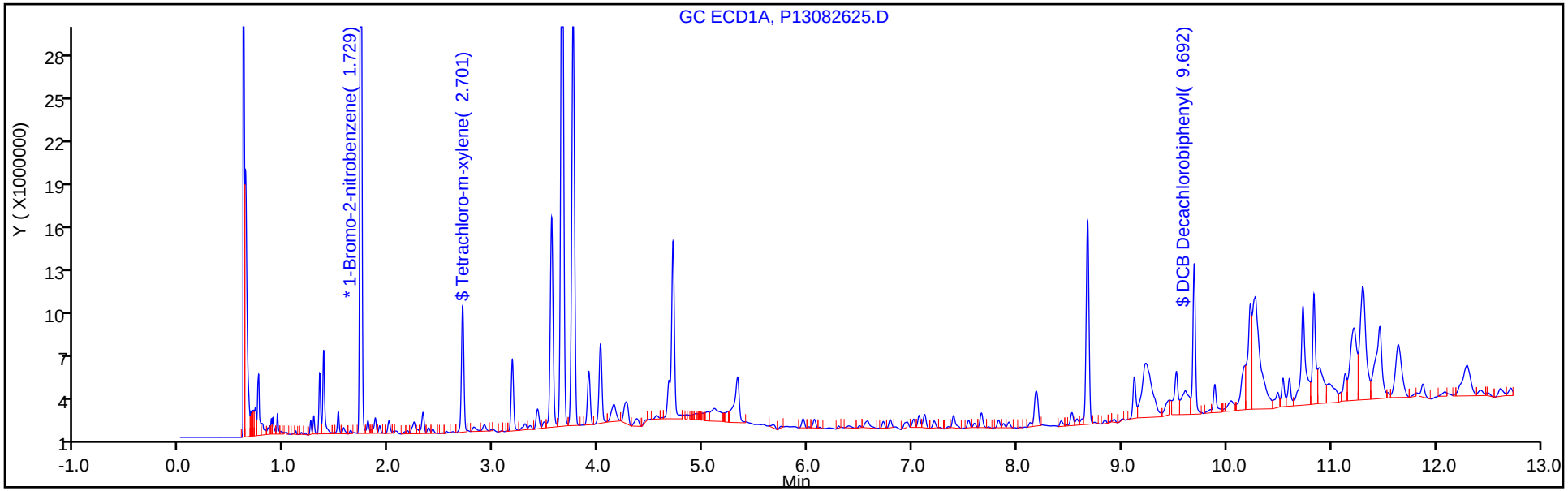

Y Scaling: Method Defined: Set to Absolute Y Value

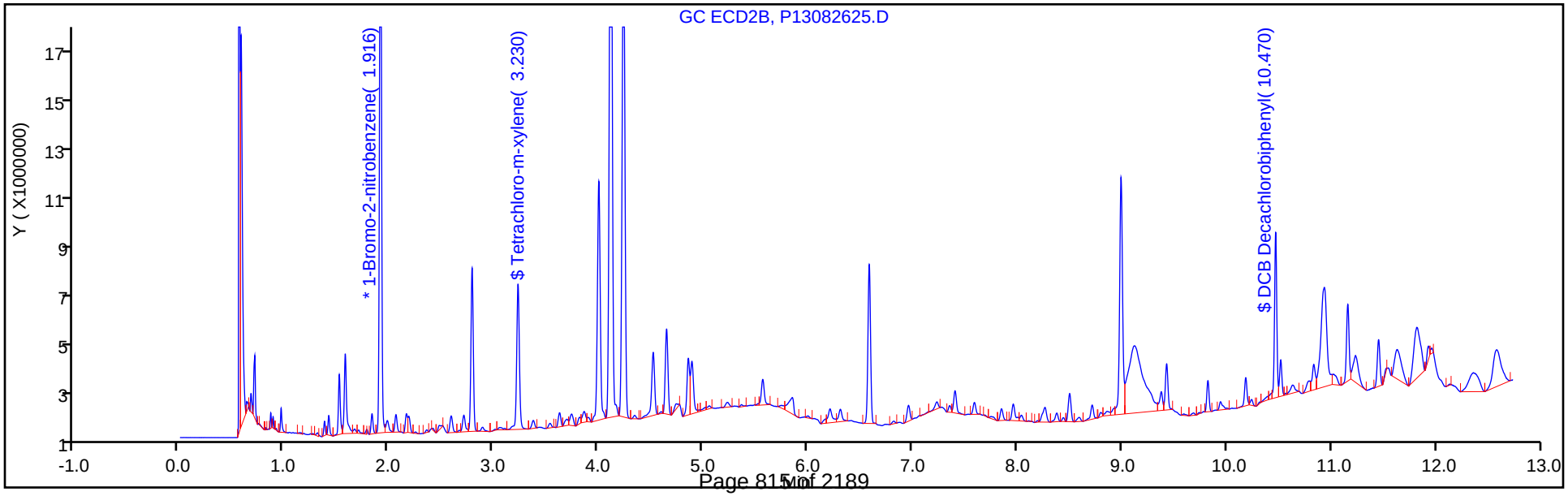

Report Date: 27-Aug-2018 09:20:37 Chrom Revision: 2.3 19-Jul-2018 15:14:50

TestAmerica Canton

Data File: \\ChromNA\Canton\ChromData\A2HP13\20180826-79263.b\P13082629.D

Injection Date:	26-Aug-2018 22:10:56	Instrument ID:	A2HP13	Operator ID:	
Lims ID:	240-100062-B-58-A	Lab Sample ID:	240-100062-58	Worklist Smp#:	29
Client ID:	CPP-DUP-05-081718				
Injection Vol:	1.0 uL	Dil. Factor:	1.0000	ALS Bottle#:	29
Method:	PCB13 IS	Limit Group:	GC 8082A IS		

Y Scaling: Method Defined: Set to Absolute Y Value

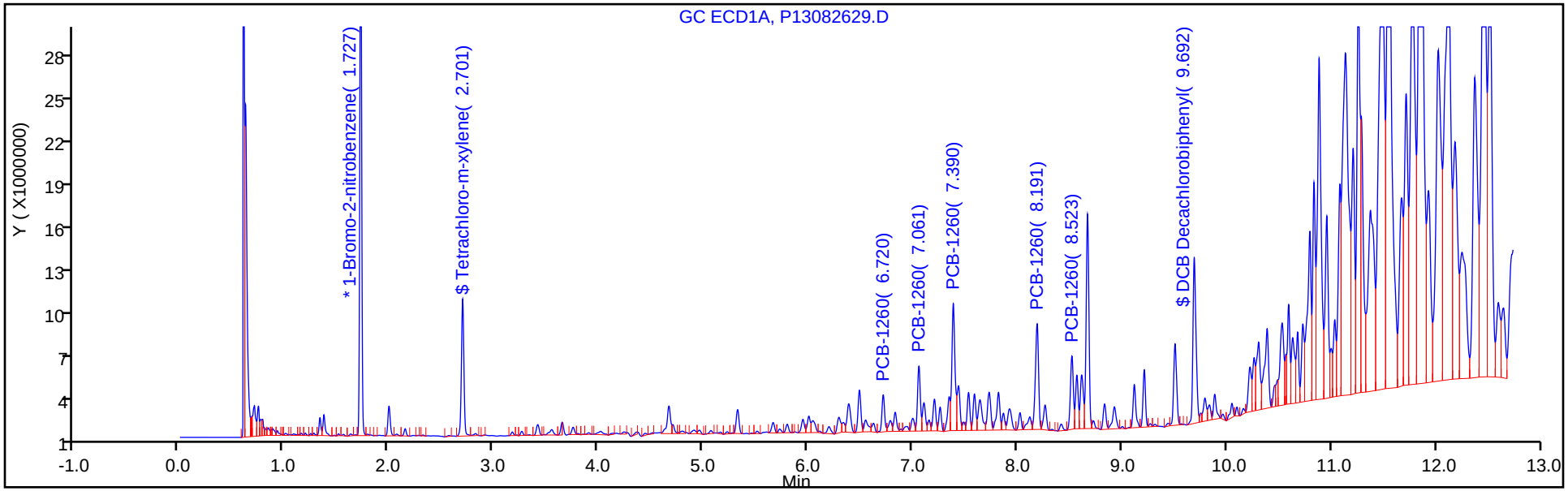

Y Scaling: Method Defined: Set to Absolute Y Value

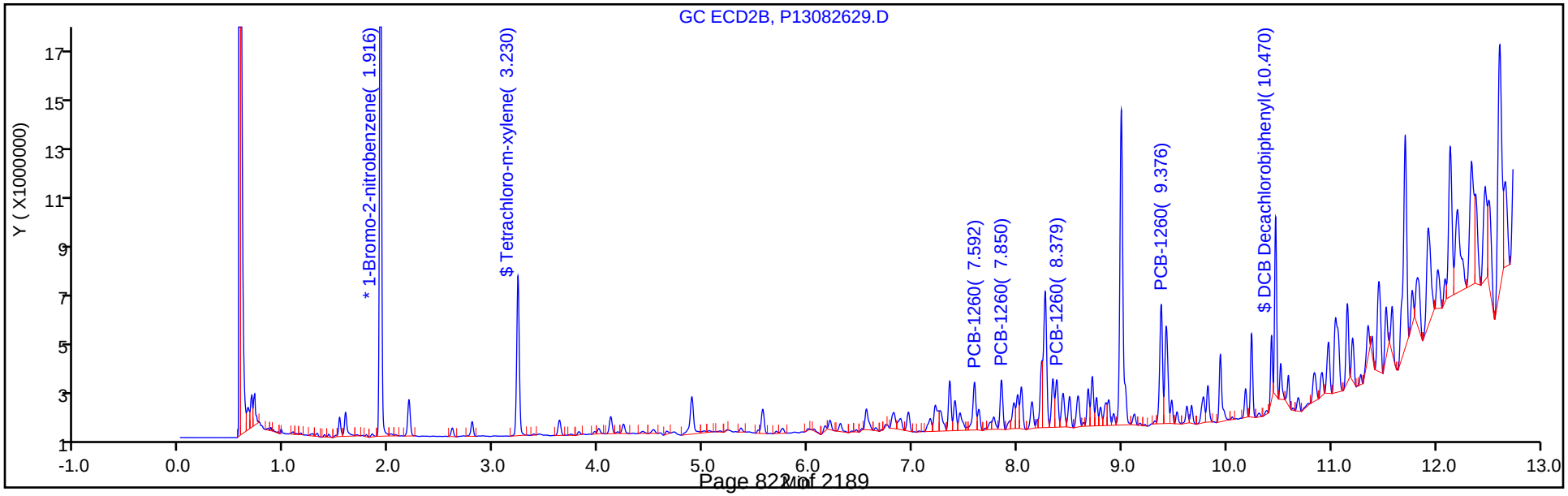

Report Date: 27-Aug-2018 09:20:42 Chrom Revision: 2.3 19-Jul-2018 15:14:50

TestAmerica Canton

Data File: \\ChromNA\Canton\ChromData\A2HP13\20180826-79263.b\P13082630.D

Injection Date:	26-Aug-2018 22:28:20	Instrument ID:	A2HP13	Operator ID:	
Lims ID:	240-100062-B-59-A	Lab Sample ID:	240-100062-59	Worklist Smp#:	30
Client ID:	CPP-DUP-06-081718				
Injection Vol:	1.0 uL	Dil. Factor:	1.0000	ALS Bottle#:	30
Method:	PCB13 IS	Limit Group:	GC 8082A IS		

Y Scaling: Method Defined: Set to Absolute Y Value

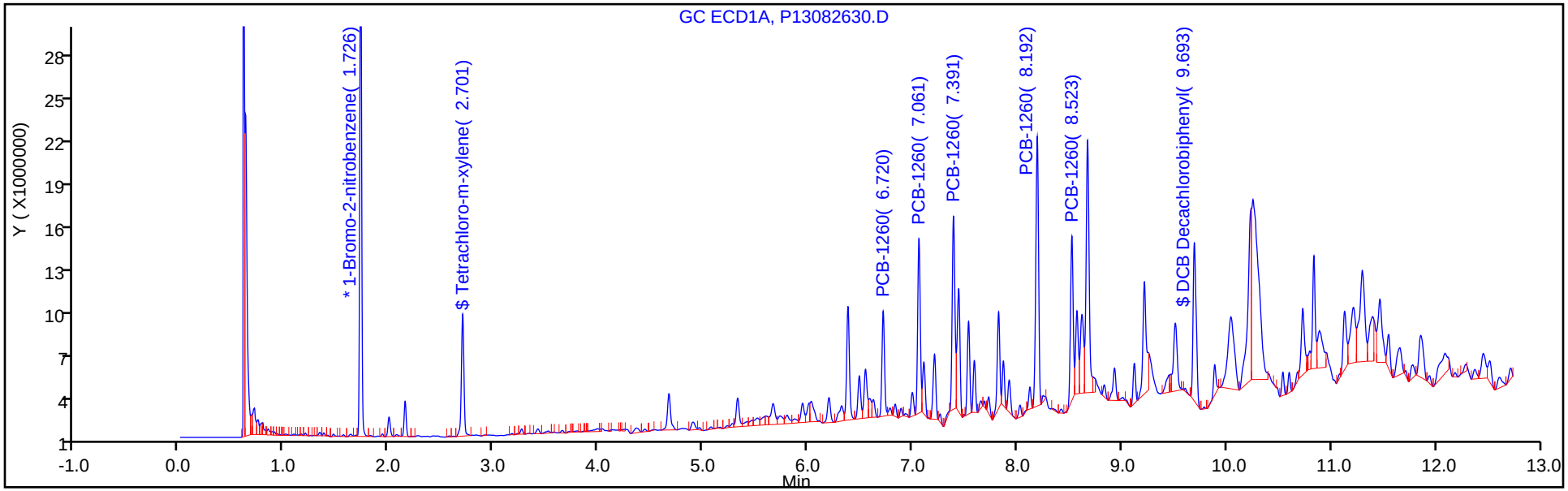

Y Scaling: Method Defined: Set to Absolute Y Value

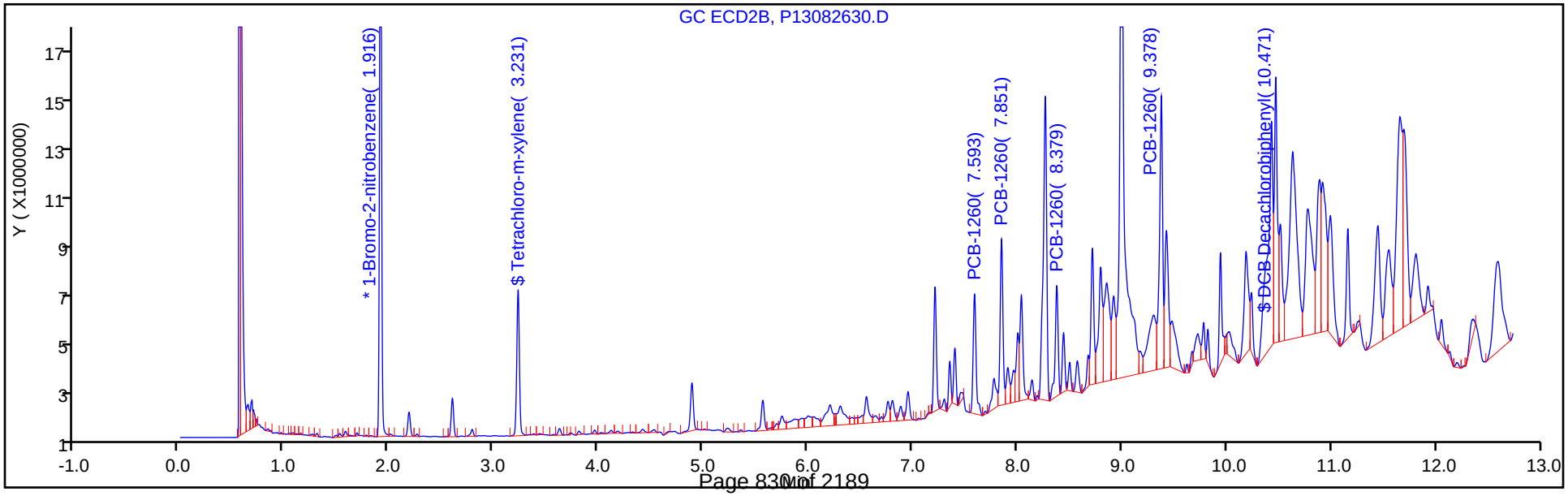

Report Date: 27-Aug-2018 09:20:47 Chrom Revision: 2.3 19-Jul-2018 15:14:50

TestAmerica Canton

Data File: \\ChromNA\Canton\ChromData\A2HP13\20180826-79263.b\P13082631.D

Injection Date:	26-Aug-2018 22:45:48	Instrument ID:	A2HP13	Operator ID:	
Lims ID:	240-100062-B-60-A	Lab Sample ID:	240-100062-60	Worklist Smp#:	31
Client ID:	CPP-DUP-07-081718				
Injection Vol:	1.0 uL	Dil. Factor:	1.0000	ALS Bottle#:	31
Method:	PCB13 IS	Limit Group:	GC 8082A IS		

Y Scaling: Method Defined: Set to Absolute Y Value

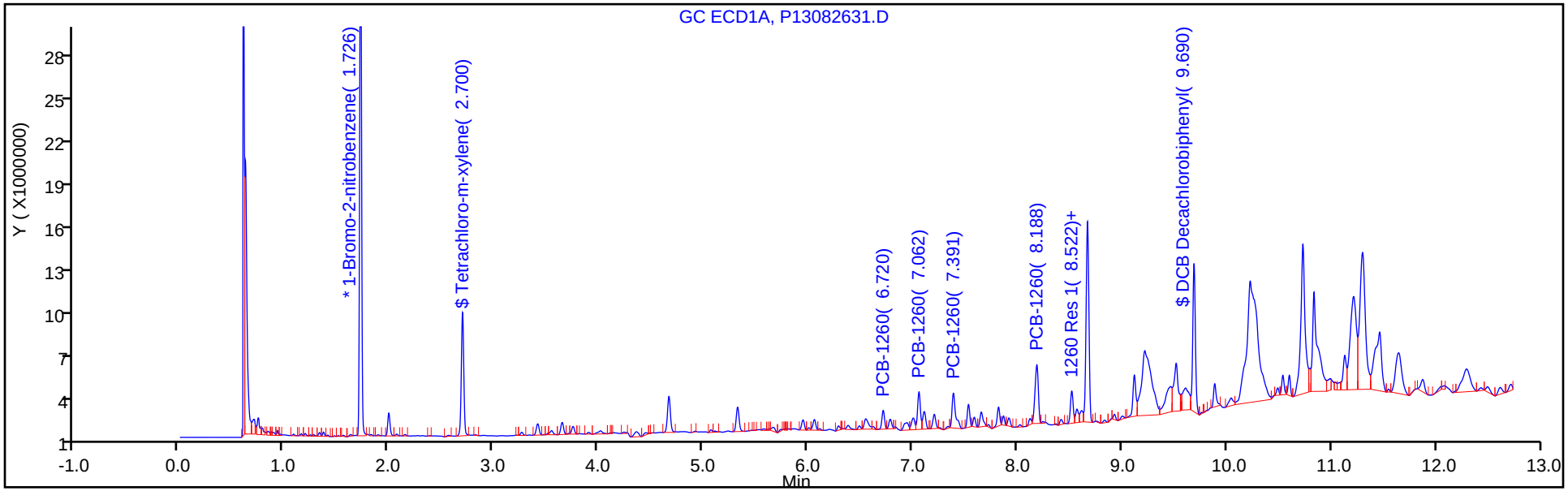

Y Scaling: Method Defined: Set to Absolute Y Value

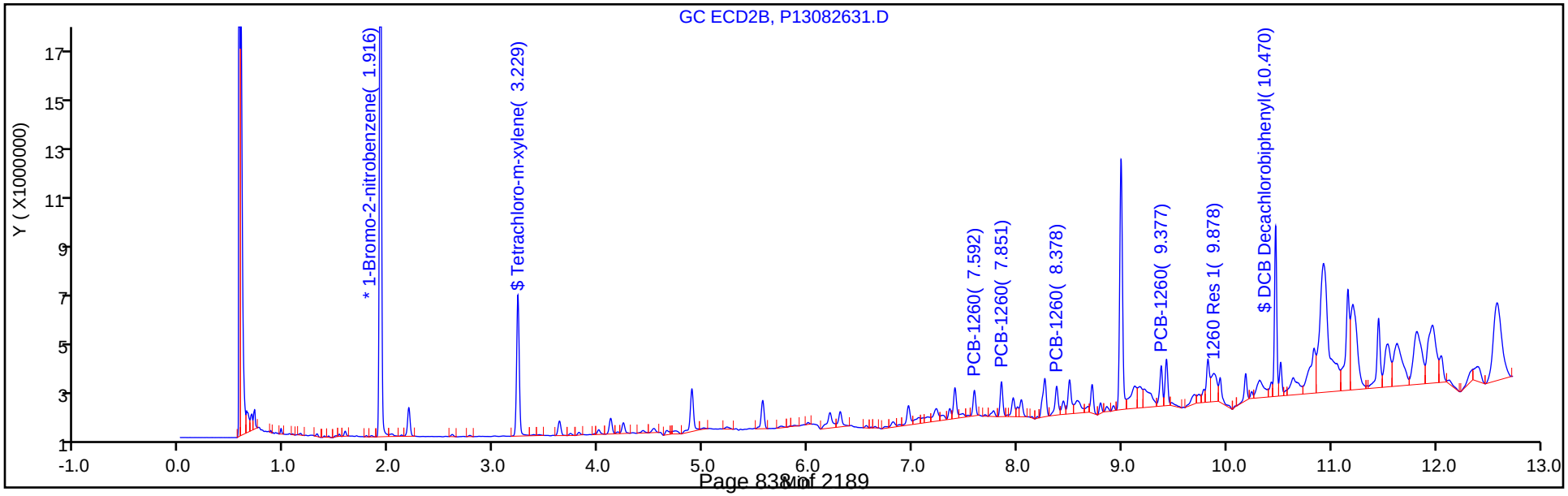

Report Date: 25-Aug-2018 07:34:31 Chrom Revision: 2.3 19-Jul-2018 15:14:50

TestAmerica Canton

Data File: \\ChromNA\Canton\ChromData\A2HP10\20180824-79238.b\P10082446.D

Injection Date:	24-Aug-2018 21:42:18	Instrument ID:	A2HP10	Operator ID:	
Lims ID:	240-100062-B-61-A	Lab Sample ID:	240-100062-61	Worklist Smp#:	10
Client ID:	CPP-DUP-08-081718				
Injection Vol:	1.0 uL	Dil. Factor:	1.0000	ALS Bottle#:	46
Method:	PCB10 IS	Limit Group:	GC 8082A IS		

Y Scaling: Method Defined: Set to Absolute Y Value

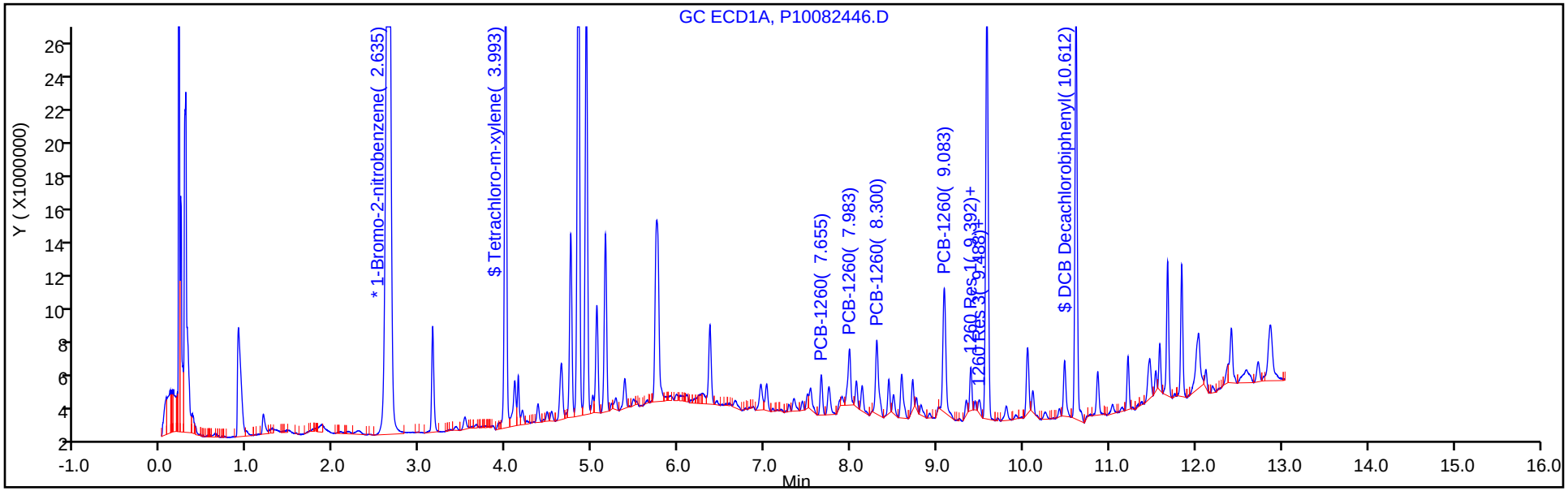

Y Scaling: Method Defined: Set to Absolute Y Value

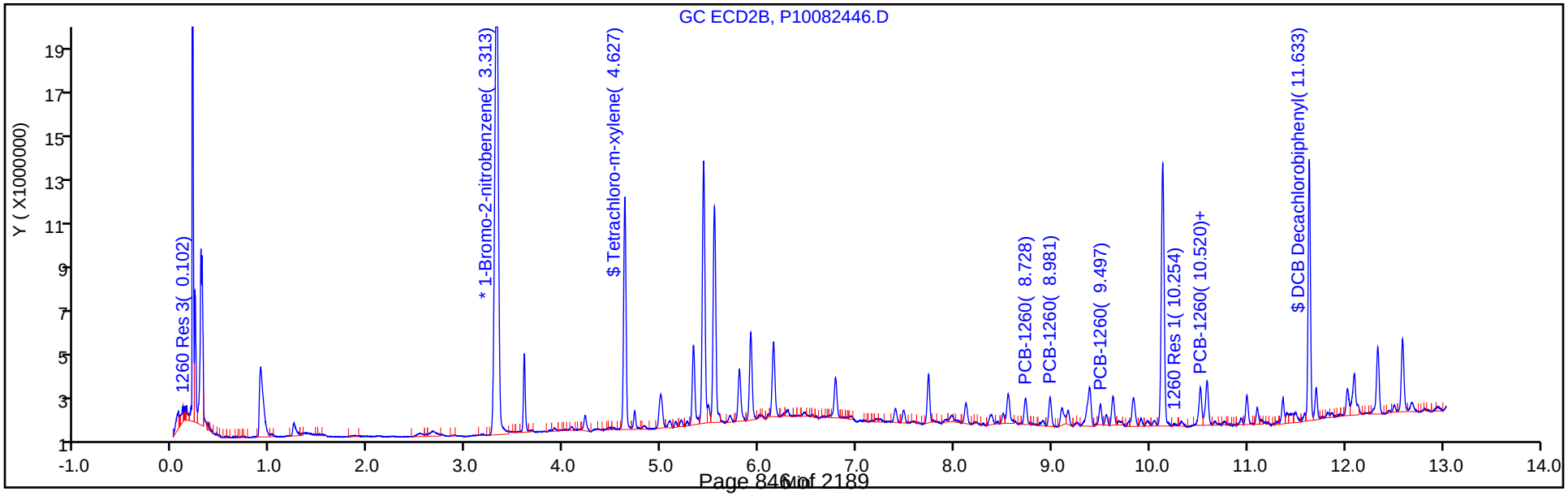

Report Date: 01-Jun-2018 09:44:34 Chrom Revision: 2.2 11-May-2018 08:54:46

TestAmerica Canton

Data File: \\ChromNA\Canton\ChromData\A2HP10\20180531-76471.b\P10053139.D

Injection Date:	01-Jun-2018 05:13:16	Instrument ID:	A2HP10	Operator ID:	
Lims ID:	icv 1660			Worklist Smp#:	39
Client ID:					
Injection Vol:	1.0 ul	Dil. Factor:	1.0000	ALS Bottle#:	39
Method:	PCB10 IS	Limit Group:	GC 8082A IS		

Y Scaling: Method Defined: Set to Absolute Y Value

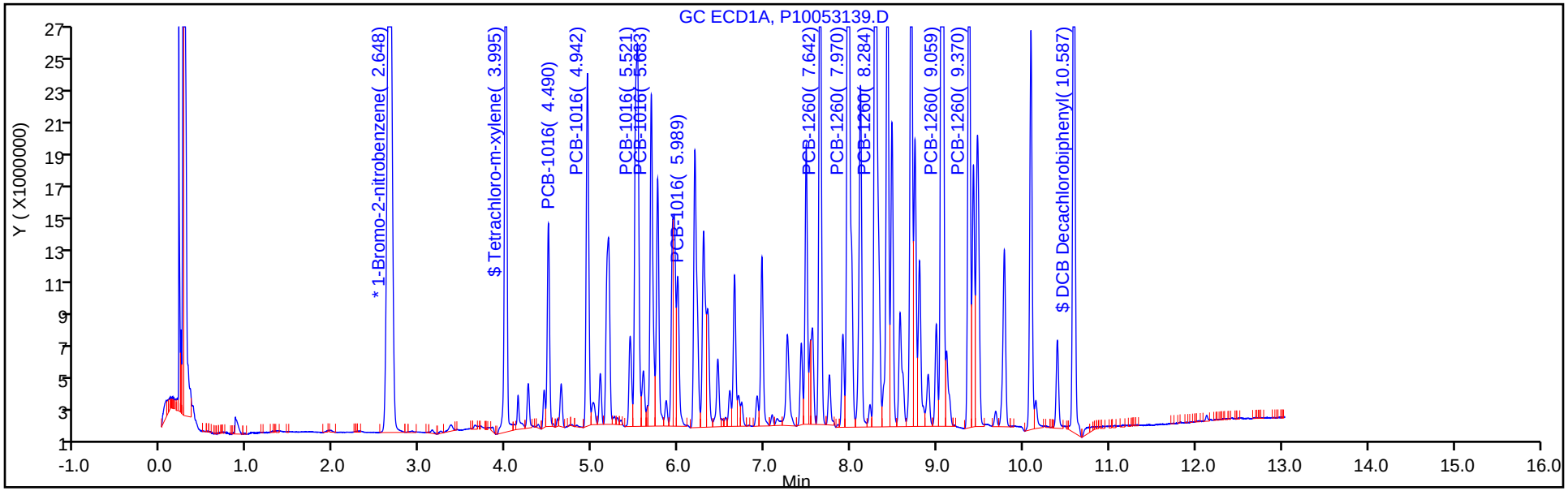

Y Scaling: Method Defined: Set to Absolute Y Value

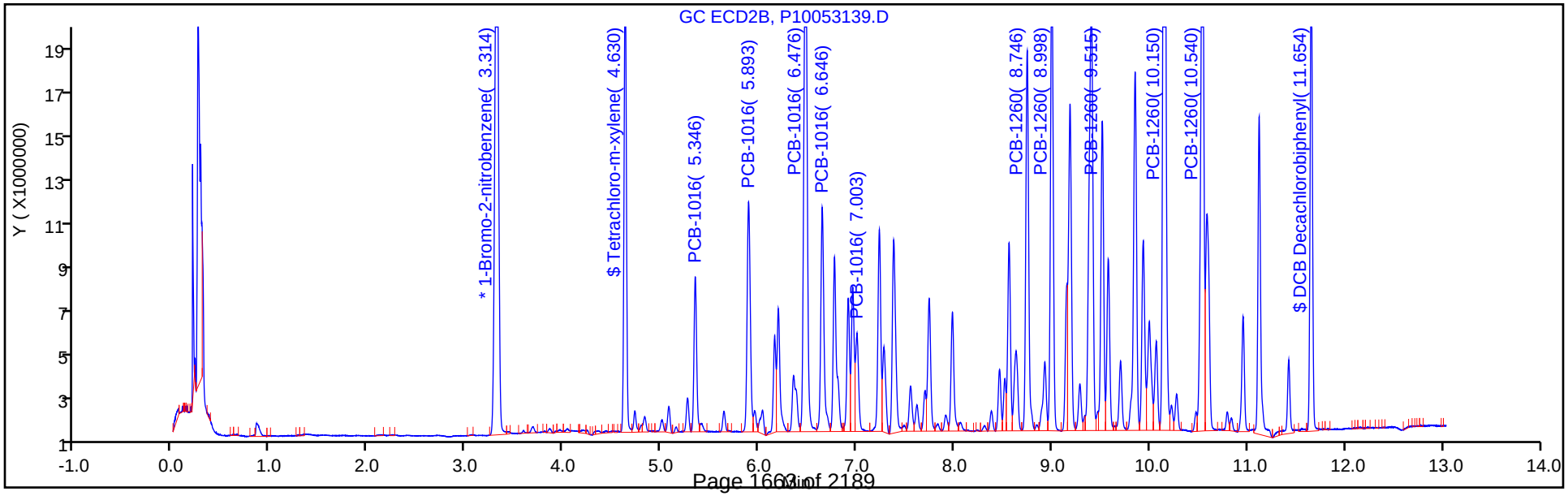

Report Date: 01-Jun-2018 09:49:12 Chrom Revision: 2.2 11-May-2018 08:54:46

TestAmerica Canton

Data File: \\ChromNA\Canton\ChromData\A2HP10\20180531-76471.b\P10053130.D

Injection Date:	01-Jun-2018 02:22:27	Instrument ID:	A2HP10	Operator ID:	
Lims ID:	std02 1660			Worklist Smp#:	30
Client ID:					
Injection Vol:	1.0 ul	Dil. Factor:	1.0000	ALS Bottle#:	30
Method:	PCB10 IS	Limit Group:	GC 8082A IS		

Y Scaling: Method Defined: Set to Absolute Y Value

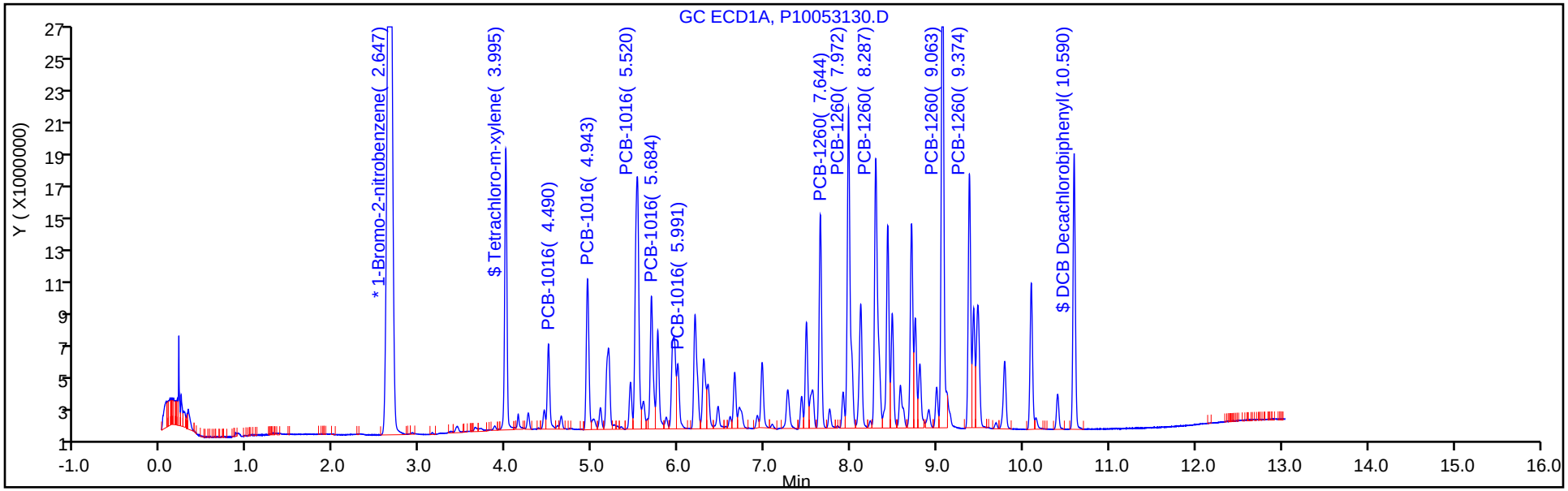

Y Scaling: Method Defined: Set to Absolute Y Value

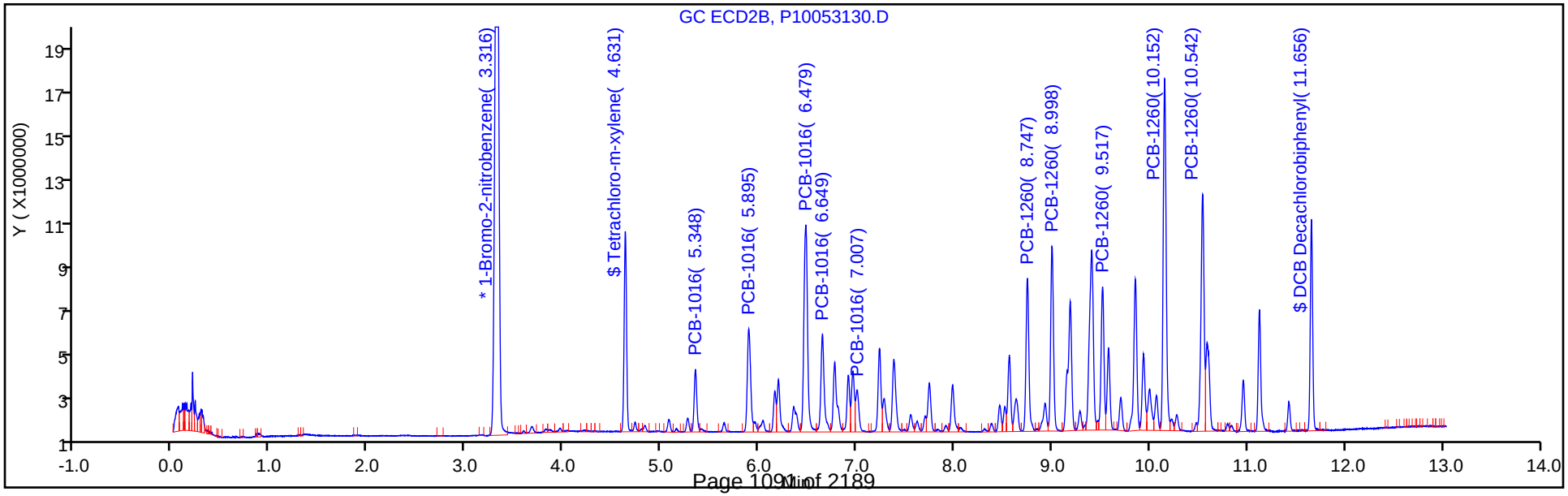

Report Date: 21-Aug-2018 14:30:50 Chrom Revision: 2.3 19-Jul-2018 15:14:50

TestAmerica Canton

Data File: \\ChromNA\Canton\ChromData\A2HP2\20180820-79090.b\P2082039.D

Injection Date:	21-Aug-2018 02:58:22	Instrument ID:	A2HP2	Operator ID:	
Lims ID:	icv 1660			Worklist Smp#:	39
Client ID:					
Injection Vol:	1.0 ul	Dil. Factor:	1.0000	ALS Bottle#:	39
Method:	PCB2 IS	Limit Group:	GC 8082A IS		

Y Scaling: Method Defined: Set to Absolute Y Value

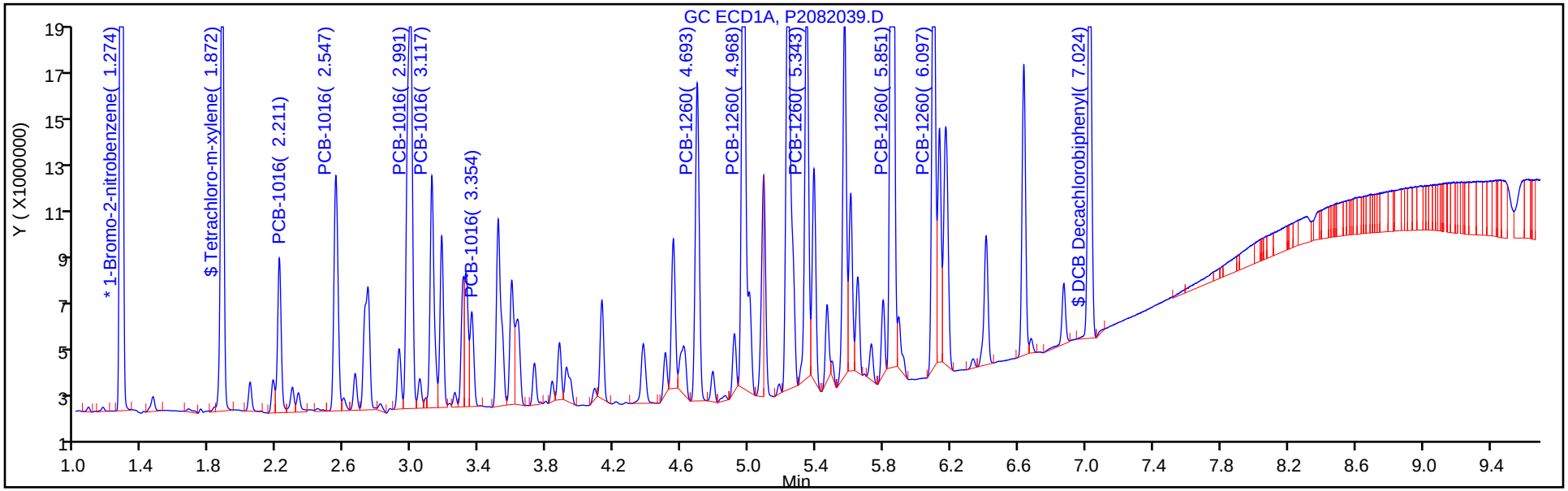

Y Scaling: Method Defined: Set to Absolute Y Value

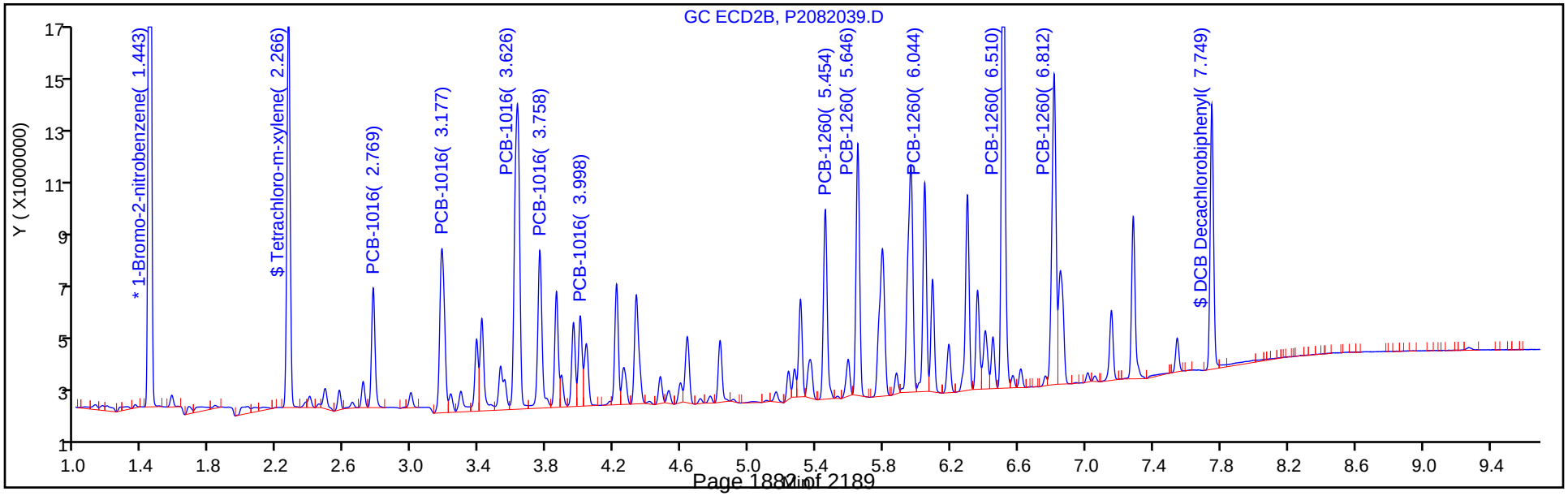

Report Date: 27-Aug-2018 09:20:31 Chrom Revision: 2.3 19-Jul-2018 15:14:50

TestAmerica Canton

Data File: \\ChromNA\Canton\ChromData\A2HP13\20180826-79263.b\P13082628.D

Injection Date:	26-Aug-2018 21:53:22	Instrument ID:	A2HP13	Operator ID:	
Lims ID:	CCVIS			Worklist Smp#:	28
Client ID:					
Injection Vol:	1.0 uL	Dil. Factor:	1.0000	ALS Bottle#:	28
Method:	PCB13 IS	Limit Group:	GC 8082A IS		

Y Scaling: Method Defined: Set to Absolute Y Value

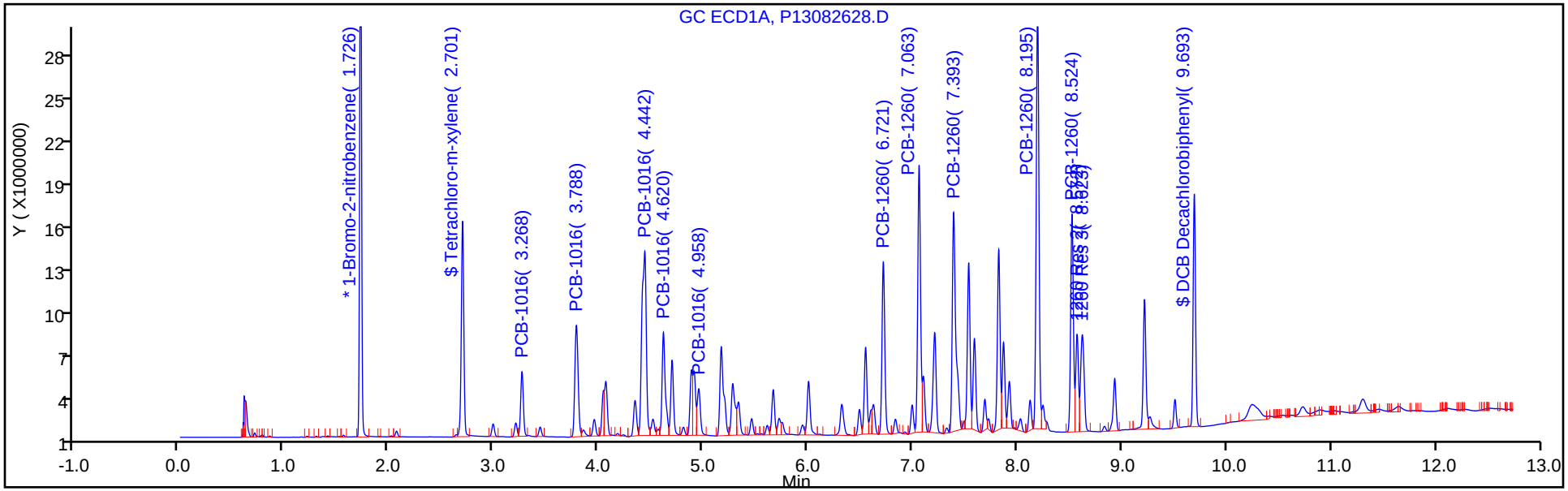

Y Scaling: Method Defined: Set to Absolute Y Value

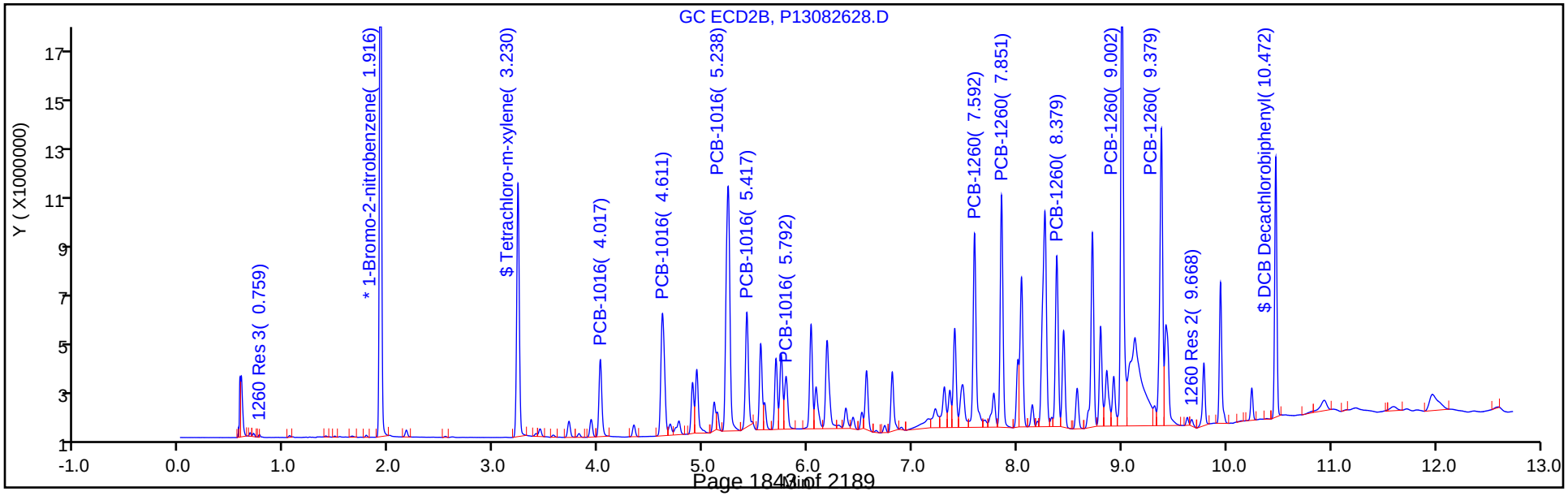

TETRA TECH

INTERNAL CORRESPONDENCE

TO: **A. MCGIVNEY** **DATE:** **OCTOBER 23, 2018**

FROM: **TERRI L. SOLOMON** **COPIES:** **DV FILE**

SUBJECT: **ORGANIC DATA VALIDATION –PCBs**
LOCKHEED MARTIN CORPORATION (LMC) – MIDDLE RIVER COMPLEX (MRC)
CHESAPEAKE PARK PLAZA
SDGs 240-100018-2, 240-100062-2

SAMPLES: SDG 240-100018-2
2/Soil/

CPP-SB-1828-1-2 CPP-SB-1829-1-2

SDG 240-100062-2
1/Soil/

CPP-SB-1854-1-2

Overview

The sample set for LMC-MRC Chesapeake Park Plaza, SDGs 240-100018-2 and 240-100062-2, consisted of three (3) soil environmental samples. All samples were analyzed for polychlorinated biphenyl compounds (PCBs). No field duplicate pairs were included in this SDG.

The samples were collected by Tetra Tech, Inc. on August 16 and 17, 2018 and analyzed by TestAmerica – Canton. All analyses were conducted in accordance with SW-846 Method 8082A analytical and reporting protocols.

The data contained in this SDG were validated with regard to the following parameters: data completeness, holding times, initial/continuing calibrations, laboratory method blank results, surrogate spike recoveries, laboratory control sample results, internal standard areas, chromatographic resolution, analyte identification, analyte quantitation, and detection limits. Areas of concern are listed below.

Major

No major issues were identified.

Minor

- Detected results reported below the RL but above the Method Detection Limit (MDL) were qualified as estimated, (J).

Notes

Non-detected results were reported to the MDL.

Executive Summary

Laboratory Performance: No issues.

Other Factors Affecting Data Quality: Results below the RL were estimated.

The data for these analyses were reviewed with reference to the "National Functional Guidelines for Organic Superfund Methods Data Review" (January 2017). The text of this report has been formulated to address only those areas affecting data quality.

Tetra Tech, Inc.
Terri L. Solomon
Chemist/Data Validator

Tetra Tech, Inc.
Joseph A. Samchuck
Data Validation Manager

Attachments:
Appendix A – Qualified Analytical Results
Appendix B – Results as Reported by the Laboratory
Appendix C – Support Documentation

Data Qualifier Definitions

The following definitions provide brief explanations of the validation qualifiers assigned to results in the data review process.

U	The analyte was analyzed for, but was not detected at a level greater than or equal to the level of the adjusted detection limit.
J	The result is an estimated quantity. The associated numerical value is the approximate concentration of the analyte in the sample (due either to the quality of the data generated because certain quality control criteria were not met, or the concentration of the analyte was below the reporting limit).
J+	The result is an estimated quantity, but the result may be biased high.
J-	The result is an estimated quantity, but the result may be biased low.
UJ	The analyte was analyzed for, but was not detected. The reported detection limit is approximate and may be inaccurate or imprecise.
NJ	The analyte has been “tentatively identified” or “presumptively” as present and the associated numerical value is the estimated concentration in the sample.
R	The sample result (detected) is unusable due to the quality of the data generated because certain criteria were not met. The analyte may or may not be present in the sample.
UR	The sample result (nondetected) is unusable due to the quality of the data generated because certain criteria were not met. The analyte may or may not be present in the sample.
X	The sample results (including non-detects) were affected by serious deficiencies in the ability to analyze the sample and meet published method and project quality control criteria. The presence or absence of the analyte cannot be substantiated by the data provided. Acceptance or rejection of the data should be decided by the project team, but exclusion of the data is recommended.

Appendix A

Qualified Analytical Results

Qualifier Codes:

A = Lab Blank Contamination
B = Field Blank Contamination
C = Calibration Noncompliance (i.e., % RSDs, %Ds, ICVs, CCVs, RRFs, etc.)
C01 = GC/MS Tuning Noncompliance
D = MS/MSD Recovery Noncompliance
E = LCS/LCSD Recovery Noncompliance
F = Lab Duplicate Imprecision
G = Field Duplicate Imprecision
H = Holding Time Exceedance
I = ICP Serial Dilution Noncompliance
J = ICP PDS Recovery Noncompliance; MSA's $r < 0.995$
K = ICP Interference - includes ICS % R Noncompliance
L = Instrument Calibration Range Exceedance
M = Sample Preservation Noncompliance
N = Internal Standard Noncompliance
N01 = Internal Standard Recovery Noncompliance Dioxins
N02 = Recovery Standard Noncompliance Dioxins
N03 = Clean-up Standard Noncompliance Dioxins
O = Poor Instrument Performance (i.e., base-time drifting)
P = Uncertainty near detection limit (< 2 x IDL for inorganics and <CRQL for organics)
Q = Other problems (can encompass a number of issues; i.e.chromatography,interferences, etc.)
R = Surrogates Recovery Noncompliance
S = Pesticide/PCB Resolution
T = % Breakdown Noncompliance for DDT and Endrin
U = RPD between columns/detectors >40% for positive results determined via GC/HPLC
V = Non-linear calibrations; correlation coefficient $r < 0.995$
W = EMPC result
X = Signal to noise response drop
Y = Percent solids <30%
Z = Uncertainty at 2 standard deviations is greater than sample activity
Z1 = Tentatively Identified Compound considered presumptively present
Z2 = Tentatively Identified Compound column bleed
Z3 = Tentatively Identified Compound aldol condensate
Z4 = Sample activity is less than the at uncertainty at 3 standard deviations and greater than the MDC
Z5 = Sample activity is less than the at uncertainty at 3 standard deviations and less than the MDC

PROJ_NO: 07533	NSAMPLE	CPP-SB-1828-1-2			CPP-SB-1829-1-2		
SDG: 240-100018-2	LAB_ID	240-100018-33			240-100018-36		
FRACTION: PCB	SAMP_DATE	8/16/2018			8/16/2018		
MEDIA: SOIL	QC_TYPE	NM			NM		
	UNITS	UG/KG			UG/KG		
	PCT_SOLIDS	86.5			87.9		
	DUP_OF						
PARAMETER		RESULT	VQL	QLCD	RESULT	VQL	QLCD
AROCLOR-1016		25	U		25	U	
AROCLOR-1221		27	U		27	U	
AROCLOR-1232		26	U		26	U	
AROCLOR-1242		22	U		21	U	
AROCLOR-1248		27	U		27	U	
AROCLOR-1254		26	U		26	U	
AROCLOR-1260		25	U		25	U	
AROCLOR-1262		35	U		35	U	
AROCLOR-1268		26	U		26	U	

PROJ_NO: 07533	NSAMPLE	CPP-SB-1854-1-2		
SDG: 240-100062-2	LAB_ID	240-100062-21		
FRACTION: PCB	SAMP_DATE	8/17/2018		
MEDIA: SOIL	QC_TYPE	NM		
	UNITS	UG/KG		
	PCT_SOLIDS	87.8		
	DUP_OF			
PARAMETER		RESULT	VQL	QLCD
AROCLOR-1016		25	U	
AROCLOR-1221		27	U	
AROCLOR-1232		26	U	
AROCLOR-1242		21	U	
AROCLOR-1248		27	U	
AROCLOR-1254		26	U	
AROCLOR-1260		29	J	P
AROCLOR-1262		35	U	
AROCLOR-1268		26	U	

Appendix B

Results as Reported by the Laboratory

FORM I
PCBS ORGANICS ANALYSIS DATA SHEET

Lab Name: TestAmerica Canton | Job No.: 240-100018-2

SDG No.:

Client Sample ID: CPP-SB-1828-1-2 | Lab Sample ID: 240-100018-33

Matrix: Solid | Lab File ID: P2091017.D

Analysis Method: 8082A | Date Collected: 08/16/2018 11:27

Extraction Method: 3540C | Date Extracted: 09/09/2018 14:25

Sample wt/vol: 10.12(g) | Date Analyzed: 09/10/2018 15:55

Con. Extract Vol.: 10(mL) | Dilution Factor: 1

Injection Volume: 1(uL) | GC Column: CLP-2 (0.53mm) ID: 0.53(mm)

% Moisture: 13.5 | GPC Cleanup:(Y/N) N

Analysis Batch No.: 344482 | Units: ug/Kg

CAS NO.	COMPOUND NAME	RESULT	Q	RL	MDL
12674-11-2	Aroclor-1016	25	U	57	25
11104-28-2	Aroclor-1221	27	U	57	27
11141-16-5	Aroclor-1232	26	U	57	26
53469-21-9	Aroclor-1242	22	U	57	22
12672-29-6	Aroclor-1248	27	U	57	27
11097-69-1	Aroclor-1254	26	U	57	26
11096-82-5	Aroclor-1260	25	U	57	25
37324-23-5	Aroclor-1262	35	U	57	35
11100-14-4	Aroclor-1268	26	U	57	26

CAS NO.	SURROGATE	%REC	Q	LIMITS
877-09-8	Tetrachloro-m-xylene	66		14-128
2051-24-3	DCB Decachlorobiphenyl	72		10-132

FORM I
PCBS ORGANICS ANALYSIS DATA SHEET

Lab Name: TestAmerica Canton | Job No.: 240-100018-2

SDG No.:

Client Sample ID: CPP-SB-1829-1-2 | Lab Sample ID: 240-100018-36

Matrix: Solid | Lab File ID: P2091018.D

Analysis Method: 8082A | Date Collected: 08/16/2018 11:43

Extraction Method: 3540C | Date Extracted: 09/09/2018 14:25

Sample wt/vol: 10.12(g) | Date Analyzed: 09/10/2018 16:09

Con. Extract Vol.: 10(mL) | Dilution Factor: 1

Injection Volume: 1(uL) | GC Column: CLP-2 (0.53mm) ID: 0.53(mm)

% Moisture: 12.1 | GPC Cleanup:(Y/N) N

Analysis Batch No.: 344482 | Units: ug/Kg

CAS NO.	COMPOUND NAME	RESULT	Q	RL	MDL
12674-11-2	Aroclor-1016	25	U	56	25
11104-28-2	Aroclor-1221	27	U	56	27
11141-16-5	Aroclor-1232	26	U	56	26
53469-21-9	Aroclor-1242	21	U	56	21
12672-29-6	Aroclor-1248	27	U	56	27
11097-69-1	Aroclor-1254	26	U	56	26
11096-82-5	Aroclor-1260	25	U	56	25
37324-23-5	Aroclor-1262	35	U	56	35
11100-14-4	Aroclor-1268	26	U	56	26

CAS NO.	SURROGATE	%REC	Q	LIMITS
877-09-8	Tetrachloro-m-xylene	76		14-128
2051-24-3	DCB Decachlorobiphenyl	82		10-132

FORM I
PCBS ORGANICS ANALYSIS DATA SHEET

Lab Name: TestAmerica Canton | Job No.: 240-100062-2

SDG No.:

Client Sample ID: CPP-SB-1854-1-2 | Lab Sample ID: 240-100062-21

Matrix: Solid | Lab File ID: P4091261.D

Analysis Method: 8082A | Date Collected: 08/17/2018 09:46

Extraction Method: 3540C | Date Extracted: 09/11/2018 09:53

Sample wt/vol: 10.08(g) | Date Analyzed: 09/13/2018 03:02

Con. Extract Vol.: 10(mL) | Dilution Factor: 1

Injection Volume: 1(uL) | GC Column: CLP-1 (0.53mm) ID: 0.53(mm)

% Moisture: 12.2 | GPC Cleanup:(Y/N) N

Analysis Batch No.: 345001 | Units: ug/Kg

CAS NO.	COMPOUND NAME	RESULT	Q	RL	MDL
12674-11-2	Aroclor-1016	25	U	56	25
11104-28-2	Aroclor-1221	27	U	56	27
11141-16-5	Aroclor-1232	26	U	56	26
53469-21-9	Aroclor-1242	21	U	56	21
12672-29-6	Aroclor-1248	27	U	56	27
11097-69-1	Aroclor-1254	26	U	56	26
11096-82-5	Aroclor-1260	29	J	56	25
37324-23-5	Aroclor-1262	35	U	56	35
11100-14-4	Aroclor-1268	26	U	56	26

CAS NO.	SURROGATE	%REC	Q	LIMITS
877-09-8	Tetrachloro-m-xylene	66		14-128
2051-24-3	DCB Decachlorobiphenyl	123		10-132

Appendix C

Support Documentation

North Canton
4101 Shuffel Street, N. W.
North Canton, OH 44720
phone 330.497.9396 fax 330.497.0772

Chain of Custody Record

TestAmerica
THE LEADER IN ENVIRONMENTAL TESTING

TestAmerica Laboratories, Inc.

Client Contact	Project Manager: Mike Martin	Site Contact: Josh Mullis	Date: 8/16/18	COC No:
Tetra Tech	Tel/Fax: 301-528-3022	Lab Contact: John McFadden	Carrier: Fedex	3 of 3 COCs
20251 Century Blvd, Suite 200	Analysis Turnaround Time			Job No.
Germantown, MD 20874	Calendar (C) or Work Days (W)			
(301) 528-3022 Phone	TAT if different from Below: STANDARD 21 day			SDG No.
(301) 528-3000 FAX	☐ 2 weeks			
Project Name: MRC CPP Median PCB Inv.	☐ 1 week			Sampler: MULLIS
Site: MRC Chesapeake Park Plaza	☐ 2 days			
Project # 112IC07533.19	☐ 1 day			

Sample Identification	Sample Date	Sample Time	Sample Type	Matrix	# of Cont.	Filtered Sample	PCBs (8082A)	Sample Specific Notes:
CPP-SB-1828-0.0-0.5	8/16/18	1125	SOIL	Solid	1		x	
CPP-SB-1828-0.5-1.0		1126	SOIL	Solid	1		x	
CPP-SB-1828-1-2		1127	SOIL	Solid	1		x	**HOLD PENDING ANALYSIS
CPP-SB-1829-0.0-0.5		1141	SOIL	Solid	1		x	
CPP-SB-1829-0.5-1.0		1142	SOIL	Solid	1		x	
CPP-SB-1829-1-2		1143	SOIL	Solid	1		x	**HOLD PENDING ANALYSIS
CPP-SB-1830-0.0-0.5		1152	SOIL	Solid	1		x	
CPP-SB-1830-0.5-1.0		1153	SOIL	Solid	1		x	
CPP-SB-1830-1-2		1154	SOIL	Solid	1		x	**HOLD PENDING ANALYSIS
CPP-SB-1831-0.0-0.5		1206	SOIL	Solid	1		x	
CPP-SB-1831-0.5-1.0		1207	SOIL	Solid	1		x	
CPP-SB-1831-1-2		1208	SOIL	Solid	1		x	**HOLD PENDING ANALYSIS
CPP-SB-1832-0.0-0.5		1219	SOIL	Solid	1		x	
CPP-SB-1832-0.5-1.0		1220	SOIL	Solid	1		x	
CPP-SB-1832-1-2		1221	SOIL	Solid	1		x	**HOLD PENDING ANALYSIS

Preservation Used: 1= Ice, 2= HCl; 3= H2SO4; 4=HNO3; 5=NaOH; 6= Other _____

Possible Hazard Identification
☐ Non-Hazard ☐ Flammable ☐ Skin Irritant Poison B ☐ Unknown ☐

Sample Disposal (A fee may be assessed if samples are retained longer than 1 month)
☐ Return To Client ☐ Disposal By Lab ☐ Archive For _____ Months

Special Instructions/QC Requirements & Comments: **HOLD ALL "1-2" DEPTH SAMPLES UNTIL SHALLOW SAMPLES HAVE BEEN ANALYZED

Relinquished by	Company	Date/Time	Received by	Company	Date/Time
	Tetra Tech Fac	8/16/18 1625		TA	8/16/18 1655
Relinquished by	Company	Date/Time	Received by	Company	Date/Time
	TA	8/16/18 1724		TSE	8/17/18 9:20
Relinquished by	Company	Date/Time	Received by	Company	Date/Time

Form No. CA-C-WI-002, Rev. 2, dated 03/06/2012

North Canton
4101 Shuffel Street, N. W.

North Canton, OH 44720
phone 330.497.9396 fax 330.497.0772

Chain of Custody Record

TestAmerica
THE LEADER IN ENVIRONMENTAL TESTING

TestAmerica Laboratories, Inc.

Client Contact	Project Manager: Mike Martin	Site Contact: Josh Mullis	Date: 8/17/18	COC No:
Tetra Tech	Tel/Fax: 301-528-3022	Lab Contact: John McFadden	Carrier: Fedex	2 of 5 COCs
20251 Century Blvd, Suite 200	Analysis Turnaround Time			Job No.
Germantown, MD 20874	Calendar (C) or Work Days (W)			
(301) 528-3022 Phone	TAT if different from Below STANDARD 21 day			
(301) 528-3000 FAX	☐ 2 weeks			SDG No.
Project Name: MRC CPP Median PCB Inv.	☐ 1 week			
Site: MRC Chesapeake Park Plaza	☐ 2 days			
Project # 112IC07533.19	☐ 1 day			Sampler: MULLIS

Sample Identification	Sample Date	Sample Time	Sample Type	Matrix	# of Cont.	Filtered Sample	PCBs (8082A)	Sample Specific Notes:
CPP-SB-1853-0.0-0.5	8/17/18	0933	SOIL	Solid	1		x	
CPP-SB-1853-0.5-1.0		0934	SOIL	Solid	1		x	
CPP-SB-1853-1-2		0935	SOIL	Solid	1		x	**HOLD PENDING ANALYSIS
CPP-SB-1854-0.0-0.5		0944	SOIL	Solid	1		x	
CPP-SB-1854-0.5-1.0		0945	SOIL	Solid	1		x	
CPP-SB-1854-1-2		0946	SOIL	Solid	1		x	**HOLD PENDING ANALYSIS
CPP-SB-1855-0.0-0.5		0953	SOIL	Solid	1		x	
CPP-SB-1855-0.5-1.0		0954	SOIL	Solid	1		x	
CPP-SB-1855-1-2		0955	SOIL	Solid	1		x	**HOLD PENDING ANALYSIS
CPP-SB-1856-0.0-0.5		1004	SOIL	Solid	1		x	
CPP-SB-1856-0.5-1.0		1005	SOIL	Solid	1		x	
CPP-SB-1856-1-2		1006	SOIL	Solid	1		x	**HOLD PENDING ANALYSIS
CPP-SB-1857-0.0-0.5		1017	SOIL	Solid	1		x	
CPP-SB-1857-0.5-1.0		1018	SOIL	Solid	1		x	
CPP-SB-1857-1-2		1019	SOIL	Solid	1		x	**HOLD PENDING ANALYSIS
							1	

Preservation Used: 1= Ice, 2= HCl; 3= H2SO4; 4=HNO3; 5=NaOH; 6= Other _____

Possible Hazard Identification
☒ Non-Hazard ☐ Flammable ☐ Skin Irritant Poison B ☐ Unknown ☐

Sample Disposal (A fee may be assessed if samples are retained longer than 1 month)
☐ Return To Client ☒ Disposal By Lab ☐ Archive For _____ Months

Special Instructions/QC Requirements & Comments: **HOLD ALL "1-2" DEPTH SAMPLES UNTIL SHALLOW SAMPLES HAVE BEEN ANALYZED

Relinquished by:	Company:	Date/Time:	Received by:	Company:	Date/Time:
[signature]	Tetra Tech Inc	8/17/18 1732	[signature]		
[signature]	T A	8/17/18 1732	[signature]	TAC	8-18-18 745

Form No. CA-C-WI-002, Rev. 2, dated 03/06/2012

CASE NARRATIVE

Client: Tetra Tech, Inc.

Project: MRC Chesapeake Park Plaza

Report Number: 240-100018-2

With the exceptions noted as flags or footnotes, standard analytical protocols were followed in the analysis of the samples and no problems were encountered or anomalies observed. In addition all laboratory quality control samples were within established control limits, with any exceptions noted below. Each sample was analyzed to achieve the lowest possible reporting limit within the constraints of the method. In some cases, due to interference or analytes present at high concentrations, samples were diluted. For diluted samples, the reporting limits are adjusted relative to the dilution required.

TestAmerica Canton attests to the validity of the laboratory data generated by TestAmerica facilities reported herein. All analyses performed by TestAmerica facilities were done using established laboratory SOPs that incorporate QA/QC procedures described in the application methods. TestAmerica's operations groups have reviewed the data for compliance with the laboratory QA/QC plan, and data have been found to be compliant with laboratory protocols unless otherwise noted below.

The test results in this report meet all NELAP requirements for parameters for which accreditation is required or available. Any exceptions to NELAP requirements are noted in this report. Pursuant to NELAP, this report may not be reproduced, except in full, without the written approval of the laboratory.

Calculations are performed before rounding to avoid round-off errors in calculated results.

All holding times were met and proper preservation noted for the methods performed on these samples, unless otherwise detailed in the individual sections below.

All solid sample results are reported on an "as received" basis unless otherwise indicated by the presence of a % solids value in the method header.

This laboratory report is confidential and is intended for the sole use of TestAmerica and its client.

RECEIPT

The samples were received on 8/17/2018 9:20 AM; the samples arrived in good condition, properly preserved and, where required, on ice. The temperatures of the 2 coolers at receipt time were 1.6º C and 3.2º C..

POLYCHLORINATED BIPHENYLS (PCBS)

Samples CPP-SB-1828-1-2 (240-100018-33) and CPP-SB-1829-1-2 (240-100018-36) were analyzed for polychlorinated biphenyls (PCBs) in accordance with EPA SW-846 Method 8082A. The samples were prepared on 09/09/2018 and analyzed on 09/10/2018.

Surrogates are added during the extraction process prior to dilution. When the sample dilution is 5X or greater, surrogate recoveries are diluted out and no corrective action is required. All of the samples in this data set analyzed for PCBs were subjected to the sulfuric acid cleanup procedure before instrumental analysis, per EPA Method 3665A.

The following samples required a tetrabutylammonium sulfite (TBA) clean-up to reduce matrix interferences caused by sulfur: CPP-SB-1828-1-2 (240-100018-33) and CPP-SB-1829-1-2 (240-100018-36). Reagents: 3776149, 3449340 and 3715674.

No additional analytical or quality issues were noted, other than those described above or in the Definitions/Glossary page.

PERCENT SOLIDS

Samples CPP-SB-1828-1-2 (240-100018-33) and CPP-SB-1829-1-2 (240-100018-36) were analyzed for percent solids in accordance with ASTM Method D2216-80. The samples were analyzed on 08/21/2018.

No analytical or quality issues were noted, other than those described above or in the Definitions/Glossary page.

Qualifiers

GC Semi VOA

Qualifier	Qualifier Description
U	Indicates the analyte was analyzed for but not detected.

Glossary

Abbreviation	These commonly used abbreviations may or may not be present in this report.
¤	Listed under the "D" column to designate that the result is reported on a dry weight basis
%R	Percent Recovery
CFL	Contains Free Liquid
CNF	Contains No Free Liquid
DER	Duplicate Error Ratio (normalized absolute difference)
Dil Fac	Dilution Factor
DL	Detection Limit (DoD/DOE)
DL, RA, RE, IN	Indicates a Dilution, Re-analysis, Re-extraction, or additional Initial metals/anion analysis of the sample
DLC	Decision Level Concentration (Radiochemistry)
EDL	Estimated Detection Limit (Dioxin)
LOD	Limit of Detection (DoD/DOE)
LOQ	Limit of Quantitation (DoD/DOE)
MDA	Minimum Detectable Activity (Radiochemistry)
MDC	Minimum Detectable Concentration (Radiochemistry)
MDL	Method Detection Limit
ML	Minimum Level (Dioxin)
NC	Not Calculated
ND	Not Detected at the reporting limit (or MDL or EDL if shown)
PQL	Practical Quantitation Limit
QC	Quality Control
RER	Relative Error Ratio (Radiochemistry)
RL	Reporting Limit or Requested Limit (Radiochemistry)
RPD	Relative Percent Difference, a measure of the relative difference between two points
TEF	Toxicity Equivalent Factor (Dioxin)
TEQ	Toxicity Equivalent Quotient (Dioxin)

Method Summary

Client: Tetra Tech, Inc.
Project/Site: MRC Chesapeake Park Plaza

TestAmerica Job ID: 240-100018-2

Method	Method Description	Protocol	Laboratory
8082A	Polychlorinated Biphenyls (PCBs) by Gas Chromatography	SW846	TAL CAN
Moisture	Percent Moisture	EPA	TAL CAN
3540C	Soxhlet Extraction	SW846	TAL CAN

Protocol References:

EPA = US Environmental Protection Agency

SW846 = "Test Methods For Evaluating Solid Waste, Physical/Chemical Methods", Third Edition, November 1986 And Its Updates.

Laboratory References:

TAL CAN = TestAmerica Canton, 4101 Shuffel Street NW, North Canton, OH 44720, TEL (330)497-9396

Sample Summary

Client: Tetra Tech, Inc.
Project/Site: MRC Chesapeake Park Plaza

TestAmerica Job ID: 240-100018-2

Lab Sample ID	Client Sample ID	Matrix	Collected	Received
240-100018-33	CPP-SB-1828-1-2	Solid	08/16/18 11:27	08/17/18 09:20
240-100018-36	CPP-SB-1829-1-2	Solid	08/16/18 11:43	08/17/18 09:20

FORM II
PCBS SURROGATE RECOVERY

Lab Name: TestAmerica Canton Job No.: 240-100018-2

SDG No.:

Matrix: Solid Level: Low

GC Column (1): CLP-2 (0.53 ID: 0.53(mm)

Client Sample ID	Lab Sample ID	TCX1 #	DCBP1 #
CPP-SB-1828-1-2	240-100018-33	66	72
CPP-SB-1829-1-2	240-100018-36	76	82
	MB 240-344466/9-A	80	77
	LCS 240-344466/10-A	72	72

	QC LIMITS
TCX = Tetrachloro-m-xylene	14-128
DCBP = DCB Decachlorobiphenyl	10-132

Column to be used to flag recovery values

FORM II 8082A

FORM III
PCBS LAB CONTROL SAMPLE RECOVERY

Lab Name: TestAmerica Canton Job No.: 240-100018-2

SDG No.:

Matrix: Solid Level: Low Lab File ID: P2091020.D

Lab ID: LCS 240-344466/10-A Client ID:

COMPOUND	SPIKE ADDED (ug/Kg)	LCS CONCENTRATION (ug/Kg)	LCS % REC	QC LIMITS REC	#
Aroclor-1016	1000	698	70	47-120	
Aroclor-1260	1000	809	81	46-120	

Column to be used to flag recovery and RPD values

FORM III 8082A

FORM IV
PCBS METHOD BLANK SUMMARY

Lab Name: TestAmerica Canton Job No.: 240-100018-2

SDG No.:

Lab Sample ID: MB 240-344466/9-A

Matrix: Solid Date Extracted: 09/09/2018 14:10

Lab File ID:(1) P2091019.D Lab File ID:(2) P2091019.D

Date Analyzed:(1) 09/10/2018 16:24 Date Analyzed:(2) 09/10/2018 16:24

Instrument ID:(1) A2HP2 Instrument ID:(2) A2HP2

GC Column:(1) CLP-2 (0.53m ID: 0.53(mm) GC Column:(2) CLP-1 (0.53m ID: 0.53(mm)

THIS METHOD BLANK APPLIES TO THE FOLLOWING SAMPLES:

CLIENT SAMPLE ID	LAB SAMPLE ID	DATE ANALYZED 1	DATE ANALYZED 2
CPP-SB-1828-1-2	240-100018-33	09/10/2018 15:55	09/10/2018 15:55
CPP-SB-1829-1-2	240-100018-36	09/10/2018 16:09	09/10/2018 16:09
	LCS 240-344466/10-A	09/10/2018 16:38	09/10/2018 16:38

FORM I
PCBS ORGANICS ANALYSIS DATA SHEET

Lab Name: TestAmerica Canton | Job No.: 240-100018-2

SDG No.:

Client Sample ID: | Lab Sample ID: MB 240-344466/9-A

Matrix: Solid | Lab File ID: P2091019.D

Analysis Method: 8082A | Date Collected:

Extraction Method: 3540C | Date Extracted: 09/09/2018 14:10

Sample wt/vol: 10(g) | Date Analyzed: 09/10/2018 16:24

Con. Extract Vol.: 10(mL) | Dilution Factor: 1

Injection Volume: 1(uL) | GC Column: CLP-2 (0.53mm) ID: 0.53(mm)

% Moisture: | GPC Cleanup:(Y/N) N

Analysis Batch No.: 344482 | Units: ug/Kg

CAS NO.	COMPOUND NAME	RESULT	Q	RL	MDL
12674-11-2	Aroclor-1016	22	U	50	22
11104-28-2	Aroclor-1221	24	U	50	24
11141-16-5	Aroclor-1232	23	U	50	23
53469-21-9	Aroclor-1242	19	U	50	19
12672-29-6	Aroclor-1248	24	U	50	24
11097-69-1	Aroclor-1254	23	U	50	23
11096-82-5	Aroclor-1260	22	U	50	22
37324-23-5	Aroclor-1262	31	U	50	31
11100-14-4	Aroclor-1268	23	U	50	23

CAS NO.	SURROGATE	%REC	Q	LIMITS
877-09-8	Tetrachloro-m-xylene	80		14-128
2051-24-3	DCB Decachlorobiphenyl	77		10-132

FORM VIII
PCBS INTERNAL STANDARD AREA AND RETENTION TIME SUMMARY

Lab Name: TestAmerica Canton Job No.: 240-100018-2

SDG No.:

Sample No.: STD05 240-343960/31 Date Analyzed: 09/05/2018 23:38

Instrument ID: A2HP2 GC Column: CLP-1 (0.53mm) ID: 0.53(mm)

Lab File ID (Standard): P2090531.D Heated Purge: (Y/N) N

Calibration ID: 46854

		BNB					
		AREA #	RT #	AREA #	RT #	AREA #	RT #
INITIAL CALIBRATION MID-POINT		69160257	1.24				
UPPER LIMIT		138320514	1.74				
LOWER LIMIT		34580129	0.74				
LAB SAMPLE ID	CLIENT SAMPLE ID						
ICV 240-343960/34		69996158	1.24				
ICV 240-343960/35		70872449	1.24				
ICV 240-343960/36		71939380	1.24				
ICV 240-343960/37		71193944	1.24				
ICV 240-343960/38		73907578	1.24				
ICV 240-343960/39		66883623	1.24				
ICV 240-343960/41		75022062	1.24				

BNB = 1-Bromo-2-nitrobenzene

Area Limit = 50%-200% of internal standard area
RT Limit = ± 0.5 minutes of internal standard RT

Column used to flag values outside QC limits

FORM VIII 8082A

FORM VIII
PCBS INTERNAL STANDARD AREA AND RETENTION TIME SUMMARY

Lab Name: TestAmerica Canton Job No.: 240-100018-2

SDG No.:

Sample No.: STD05 240-343960/31 Date Analyzed: 09/05/2018 23:38

Instrument ID: A2HP2 GC Column: CLP-2 (0.53mm) ID: 0.53(mm)

Lab File ID (Standard): P2090531.D Heated Purge: (Y/N) N

Calibration ID: 46855

		BNB					
		AREA #	RT #	AREA #	RT #	AREA #	RT #
INITIAL CALIBRATION MID-POINT		51060536	1.38				
UPPER LIMIT		102121072	1.88				
LOWER LIMIT		25530268	0.88				
LAB SAMPLE ID	CLIENT SAMPLE ID						
ICV 240-343960/34		52492474	1.38				
ICV 240-343960/35		53366179	1.38				
ICV 240-343960/36		53641456	1.38				
ICV 240-343960/37		53643191	1.38				
ICV 240-343960/38		54443317	1.38				
ICV 240-343960/39		49479088	1.38				
ICV 240-343960/41		55428685	1.38				
CCV 240-344482/3 CCVIS		49591649	1.37				

BNB = 1-Bromo-2-nitrobenzene

Area Limit = 50%-200% of internal standard area
RT Limit = ± 0.5 minutes of internal standard RT

Column used to flag values outside QC limits

FORM VIII 8082A

FORM VIII
PCBS INTERNAL STANDARD AREA AND RETENTION TIME SUMMARY

Lab Name: TestAmerica Canton Job No.: 240-100018-2

SDG No.:

Sample No.: CCV 240-344482/3 Date Analyzed: 09/10/2018 12:32

Instrument ID: A2HP2 GC Column: CLP-2 (0.53mm) ID: 0.53(mm)

Lab File ID (Standard): P2091003.D Heated Purge: (Y/N) N

Calibration ID: 46855

		BNB					
		AREA #	RT #	AREA #	RT #	AREA #	RT #
12/24 HOUR STD		49591649	1.37				
UPPER LIMIT		99183298	1.87				
LOWER LIMIT		24795825	0.87				
LAB SAMPLE ID	CLIENT SAMPLE ID						
CCV 240-344482/4		49480378	1.37				
CCV 240-344482/5		49776621	1.37				
CCV 240-344482/6		51862529	1.37				
CCV 240-344482/7		52377672	1.38				
240-100018-33	CPP-SB-1828-1-2	45538451	1.38				
240-100018-36	CPP-SB-1829-1-2	45245064	1.38				
MB 240-344466/9-A		50348883	1.37				
LCS 240-344466/10-A		52348165	1.38				

BNB = 1-Bromo-2-nitrobenzene
BNB = 1-Bromo-2-nitrobenzene

Area Limit = 50%-200% of internal standard area
RT Limit = ± 0.5 minutes of internal standard RT

Column used to flag values outside QC limits

FORM VIII 8082A

FORM X
IDENTIFICATION SUMMARY

Lab Name: TestAmerica Canton Job No.: 240-100018-2

SDG No.:

Client Sample ID: Lab Sample ID: LCS 240-344466/10-A

Instrument ID (1): A2HP2 Instrument ID (2): A2HP2

Date Analyzed (1): 09/10/2018 16:38 Date Analyzed (2): 09/10/2018 16:38

GC Column (1): CLP-2 (0.53mm ID: 0.53(mm) GC Column (2): CLP-1 (0.53mm ID: 0.53(mm)

ANALYTE	COL	PEAK	RT	RT WINDOW		CONCENTRATION		RPD
				FROM	TO	PEAK	MEAN	
Aroclor-1016	1	1	2.67	2.65	2.69	680	698	1.1
		2	3.07	3.05	3.09	653		
		3	3.52	3.50	3.54	713		
		4	3.65	3.63	3.67	721		
		5	3.89	3.87	3.91	723		
	2	1	2.15	2.13	2.17	676	690	
		2	2.48	2.46	2.50	646		
		3	2.92	2.90	2.94	710		
		4	3.05	3.02	3.06	707		
		5	3.44	3.41	3.45	712		
Aroclor-1260	1	1	5.34	5.32	5.35	851	809	0.1
		2	5.53	5.51	5.55	888		
		3	5.93	5.91	5.95	756		
		4	6.40	6.38	6.42	803		
		5	6.70	6.68	6.72	748		
	2	1	4.60	4.58	4.62	830	808	
		2	4.88	4.86	4.89	843		
		3	5.14	5.12	5.16	860		
		4	5.76	5.74	5.78	742		
		5	6.01	5.99	6.02	766		

FORM VI
PCBS BY INTERNAL STANDARD - INITIAL CALIBRATION DATA
CURVE EVALUATION

Lab Name: TestAmerica Canton Job No.: 240-100018-2 Analy Batch No.: 343960

SDG No.:

Instrument ID: A2HP2 GC Column: CLP-1 (0.53 ID: 0.53(mm) Heated Purge: (Y/N) N

Calibration Start Date: 09/05/2018 17:01 Calibration End Date: 09/05/2018 18:15 Calibration ID: 46822

Calibration Files:

LEVEL:	LAB SAMPLE ID:	LAB FILE ID:
Level 1	STD005 240-343960/4	P2090504.D
Level 2	STD01 240-343960/5	P2090505.D
Level 3	STD02 240-343960/6	P2090506.D
Level 4	STD05 240-343960/7	P2090507.D
Level 5	STD1 240-343960/8	P2090508.D
Level 6	STD15 240-343960/9	P2090509.D

ANALYTE	RRF					CURVE TYPE	COEFFICIENT			#	MIN RRF	%RSD	#	MAX %RSD	R^2 OR COD	#	MIN R^2 OR COD
	LVL 1 LVL 6	LVL 2	LVL 3	LVL 4	LVL 5		B	M1	M2								
PCB-1232 Peak 1	0.0180 0.0155	0.0179	0.0183	0.0166	0.0173	Ave		0.0173				6.3		20.0			
PCB-1232 Peak 2	0.0128 0.0112	0.0119	0.0130	0.0120	0.0129	Ave		0.0123				5.9		20.0			
PCB-1232 Peak 3	0.0274 0.0265	0.0278	0.0287	0.0273	0.0288	Ave		0.0277				3.1		20.0			
PCB-1232 Peak 4	0.0112 0.0109	0.0107	0.0119	0.0114	0.0120	Ave		0.0114				4.6		20.0			
PCB-1232 Peak 5	0.0038 0.0038	0.0033	0.0041	0.0038	0.0041	Ave		0.0038				7.8		20.0			
PCB-1262 Peak 1	0.0383 0.0400	0.0433	0.0444	0.0416	0.0431	Ave		0.0418				5.4		20.0			
PCB-1262 Peak 2	0.0579 0.0559	0.0577	0.0612	0.0571	0.0591	Ave		0.0582				3.2		20.0			
PCB-1262 Peak 3	0.0497 0.0460	0.0474	0.0501	0.0468	0.0488	Ave		0.0481				3.4		20.0			
PCB-1262 Peak 4	0.1131 0.1126	0.1094	0.1189	0.1150	0.1202	Ave		0.1149				3.5		20.0			
PCB-1262 Peak 5	0.0496 0.0454	0.0484	0.0510	0.0475	0.0489	Ave		0.0485				3.9		20.0			

Note: The M1 coefficient is the same as Ave RRF for an Ave curve type.

FORM VI
PCBS BY INTERNAL STANDARD - INITIAL CALIBRATION DATA
RESPONSE AND CONCENTRATION

Lab Name: TestAmerica Canton Job No.: 240-100018-2 Analy Batch No.: 343960

SDG No.:

Instrument ID: A2HP2 GC Column: CLP-1 (0.53 ID: 0.53(mm) Heated Purge: (Y/N) N

Calibration Start Date: 09/05/2018 17:01 Calibration End Date: 09/05/2018 18:15 Calibration ID: 46822

Calibration Files:

LEVEL:	LAB SAMPLE ID:	LAB FILE ID:
Level 1	STD005 240-343960/4	P2090504.D
Level 2	STD01 240-343960/5	P2090505.D
Level 3	STD02 240-343960/6	P2090506.D
Level 4	STD05 240-343960/7	P2090507.D
Level 5	STD1 240-343960/8	P2090508.D
Level 6	STD15 240-343960/9	P2090509.D

ANALYTE	IS REF	CURVE TYPE	RESPONSE					CONCENTRATION (NG/UL)				
			LVL 1 LVL 6	LVL 2	LVL 3	LVL 4	LVL 5	LVL 1 LVL 6	LVL 2	LVL 3	LVL 4	LVL 5
PCB-1232 Peak 1	BNB	Ave	1088589 31219144	2367379	4620065	11181220	20959208	0.0500 1.50	0.100	0.200	0.500	1.00
PCB-1232 Peak 2	BNB	Ave	771208 22590191	1567244	3277989	8083963	15559151	0.0500 1.50	0.100	0.200	0.500	1.00
PCB-1232 Peak 3	BNB	Ave	1651765 53537160	3680181	7221035	18430649	34841378	0.0500 1.50	0.100	0.200	0.500	1.00
PCB-1232 Peak 4	BNB	Ave	677465 22063265	1414444	3002726	7668418	14499283	0.0500 1.50	0.100	0.200	0.500	1.00
PCB-1232 Peak 5	BNB	Ave	231840 7620926	434392	1027407	2573991	4985206	0.0500 1.50	0.100	0.200	0.500	1.00
PCB-1262 Peak 1	BNB	Ave	2311426 80807319	5725661	11179261	28114677	52098735	0.0500 1.50	0.100	0.200	0.500	1.00
PCB-1262 Peak 2	BNB	Ave	3489816 112917254	7625689	15431084	38595872	71538473	0.0500 1.50	0.100	0.200	0.500	1.00
PCB-1262 Peak 3	BNB	Ave	2996237 92877395	6262943	12616331	31603322	59091284	0.0500 1.50	0.100	0.200	0.500	1.00
PCB-1262 Peak 4	BNB	Ave	6820120 227480005	14466393	29975432	77665996	145449518	0.0500 1.50	0.100	0.200	0.500	1.00
PCB-1262 Peak 5	BNB	Ave	2990431 91733147	6398480	12847624	32080312	59213860	0.0500 1.50	0.100	0.200	0.500	1.00

Curve Type Legend:
Ave = Average ISTD

FORM VI
PCBS BY INTERNAL STANDARD - INITIAL CALIBRATION DATA
CURVE EVALUATION

Lab Name: TestAmerica Canton Job No.: 240-100018-2 Analy Batch No.: 343960

SDG No.:

Instrument ID: A2HP2 GC Column: CLP-2 (0.53 ID: 0.53(mm) Heated Purge: (Y/N) N

Calibration Start Date: 09/05/2018 17:01 Calibration End Date: 09/05/2018 18:15 Calibration ID: 46823

Calibration Files:

LEVEL:	LAB SAMPLE ID:	LAB FILE ID:
Level 1	STD005 240-343960/4	P2090504.D
Level 2	STD01 240-343960/5	P2090505.D
Level 3	STD02 240-343960/6	P2090506.D
Level 4	STD05 240-343960/7	P2090507.D
Level 5	STD1 240-343960/8	P2090508.D
Level 6	STD15 240-343960/9	P2090509.D

ANALYTE	RRF					CURVE TYPE	COEFFICIENT			#	MIN RRF	%RSD	#	MAX %RSD	R^2 OR COD	#	MIN R^2 OR COD
	LVL 1 LVL 6	LVL 2	LVL 3	LVL 4	LVL 5		B	M1	M2								
PCB-1232 Peak 1	0.0195 0.0163	0.0206	0.0201	0.0180	0.0179	Ave		0.0187				8.6		20.0			
PCB-1232 Peak 2	0.0164 0.0129	0.0176	0.0155	0.0145	0.0143	Ave		0.0152				11.0		20.0			
PCB-1232 Peak 3	0.0301 0.0261	0.0300	0.0301	0.0287	0.0285	Ave		0.0289				5.4		20.0			
PCB-1232 Peak 4	0.0119 0.0108	0.0126	0.0114	0.0118	0.0118	Ave		0.0117				5.2		20.0			
PCB-1232 Peak 5	0.0051 0.0051	0.0056	0.0057	0.0056	0.0055	Ave		0.0054				5.1		20.0			
PCB-1262 Peak 1	0.0318 0.0272	0.0310	0.0318	0.0302	0.0298	Ave		0.0303				5.6		20.0			
PCB-1262 Peak 2	0.0482 0.0423	0.0476	0.0497	0.0470	0.0460	Ave		0.0468				5.4		20.0			
PCB-1262 Peak 3	0.0382 0.0348	0.0385	0.0398	0.0378	0.0377	Ave		0.0378				4.4		20.0			
PCB-1262 Peak 4	0.0872 0.0797	0.0898	0.0907	0.0874	0.0860	Ave		0.0868				4.5		20.0			
PCB-1262 Peak 5	0.0629 0.0570	0.0639	0.0657	0.0628	0.0613	Ave		0.0622				4.8		20.0			

Note: The M1 coefficient is the same as Ave RRF for an Ave curve type.

FORM VI
PCBS BY INTERNAL STANDARD - INITIAL CALIBRATION DATA
RESPONSE AND CONCENTRATION

Lab Name: TestAmerica Canton Job No.: 240-100018-2 Analy Batch No.: 343960

SDG No.:

Instrument ID: A2HP2 GC Column: CLP-2 (0.53 ID: 0.53(mm) Heated Purge: (Y/N) N

Calibration Start Date: 09/05/2018 17:01 Calibration End Date: 09/05/2018 18:15 Calibration ID: 46823

Calibration Files:

LEVEL:	LAB SAMPLE ID:	LAB FILE ID:
Level 1	STD005 240-343960/4	P2090504.D
Level 2	STD01 240-343960/5	P2090505.D
Level 3	STD02 240-343960/6	P2090506.D
Level 4	STD05 240-343960/7	P2090507.D
Level 5	STD1 240-343960/8	P2090508.D
Level 6	STD15 240-343960/9	P2090509.D

ANALYTE	IS REF	CURVE TYPE	RESPONSE					CONCENTRATION (NG/UL)				
			LVL 1 LVL 6	LVL 2	LVL 3	LVL 4	LVL 5	LVL 1 LVL 6	LVL 2	LVL 3	LVL 4	LVL 5
PCB-1232 Peak 1	BNB	Ave	939755 25969480	2080363	4050716	9467563	17285919	0.0500 1.50	0.100	0.200	0.500	1.00
PCB-1232 Peak 2	BNB	Ave	788214 20483256	1781521	3129329	7648324	13852586	0.0500 1.50	0.100	0.200	0.500	1.00
PCB-1232 Peak 3	BNB	Ave	1448200 41527132	3036892	6066615	15069518	27532728	0.0500 1.50	0.100	0.200	0.500	1.00
PCB-1232 Peak 4	BNB	Ave	573200 17183220	1277837	2290704	6188283	11392384	0.0500 1.50	0.100	0.200	0.500	1.00
PCB-1232 Peak 5	BNB	Ave	245231 8115941	561979	1156121	2949423	5353359	0.0500 1.50	0.100	0.200	0.500	1.00
PCB-1262 Peak 1	BNB	Ave	1530068 43389682	3132669	6409736	15859348	28823173	0.0500 1.50	0.100	0.200	0.500	1.00
PCB-1262 Peak 2	BNB	Ave	2321752 67405014	4812500	10027490	24694946	44440641	0.0500 1.50	0.100	0.200	0.500	1.00
PCB-1262 Peak 3	BNB	Ave	1840470 55410039	3896493	8021239	19865715	36451053	0.0500 1.50	0.100	0.200	0.500	1.00
PCB-1262 Peak 4	BNB	Ave	4200132 126901679	9090763	18286086	45959354	83097489	0.0500 1.50	0.100	0.200	0.500	1.00
PCB-1262 Peak 5	BNB	Ave	3028399 90752859	6463570	13251161	33018256	59205586	0.0500 1.50	0.100	0.200	0.500	1.00

Curve Type Legend:
Ave = Average ISTD

FORM VI
PCBS BY INTERNAL STANDARD - INITIAL CALIBRATION DATA
CURVE EVALUATION

Lab Name: TestAmerica Canton Job No.: 240-100018-2 Analy Batch No.: 343960

SDG No.:

Instrument ID: A2HP2 GC Column: CLP-1 (0.53 ID: 0.53(mm) Heated Purge: (Y/N) N

Calibration Start Date: 09/05/2018 18:30 Calibration End Date: 09/05/2018 19:43 Calibration ID: 46830

Calibration Files:

LEVEL:	LAB SAMPLE ID:	LAB FILE ID:
Level 1	STD005 240-343960/10	P2090510.D
Level 2	STD01 240-343960/11	P2090511.D
Level 3	STD02 240-343960/12	P2090512.D
Level 4	STD05 240-343960/13	P2090513.D
Level 5	STD1 240-343960/14	P2090514.D
Level 6	STD15 240-343960/15	P2090515.D

ANALYTE	RRF					CURVE TYPE	COEFFICIENT			#	MIN RRF	%RSD	#	MAX %RSD	R^2 OR COD	#	MIN R^2 OR COD
	LVL 1 LVL 6	LVL 2	LVL 3	LVL 4	LVL 5		B	M1	M2								
PCB-1242 Peak 1	0.0122 0.0119	0.0116	0.0117	0.0117	0.0113	Ave		0.0117				2.4		20.0			
PCB-1242 Peak 2	0.0214 0.0217	0.0213	0.0213	0.0215	0.0209	Ave		0.0213				1.3		20.0			
PCB-1242 Peak 3	0.0487 0.0522	0.0481	0.0484	0.0490	0.0495	Ave		0.0493				3.1		20.0			
PCB-1242 Peak 4	0.0201 0.0215	0.0198	0.0194	0.0205	0.0206	Ave		0.0203				3.6		20.0			
PCB-1242 Peak 5	0.0082 0.0083	0.0072	0.0077	0.0078	0.0079	Ave		0.0078				4.8		20.0			
PCB-1268 Peak 1	0.1398 0.1481	0.1315	0.1343	0.1361	0.1397	Ave		0.1382				4.2		20.0			
PCB-1268 Peak 2	0.1283 0.1363	0.1259	0.1277	0.1280	0.1304	Ave		0.1294				2.8		20.0			
PCB-1268 Peak 3	0.1123 0.1182	0.1080	0.1103	0.1103	0.1138	Ave		0.1121				3.2		20.0			
PCB-1268 Peak 4	0.0452 0.0466	0.0429	0.0445	0.0443	0.0452	Ave		0.0448				2.7		20.0			
PCB-1268 Peak 5	0.3238 0.3564	0.3130	0.3234	0.3264	0.3420	Ave		0.3308				4.7		20.0			

Note: The M1 coefficient is the same as Ave RRF for an Ave curve type.

FORM VI
PCBS BY INTERNAL STANDARD - INITIAL CALIBRATION DATA
RESPONSE AND CONCENTRATION

Lab Name: TestAmerica Canton Job No.: 240-100018-2 Analy Batch No.: 343960

SDG No.:

Instrument ID: A2HP2 GC Column: CLP-1 (0.53 ID: 0.53(mm) Heated Purge: (Y/N) N

Calibration Start Date: 09/05/2018 18:30 Calibration End Date: 09/05/2018 19:43 Calibration ID: 46830

Calibration Files:

LEVEL:	LAB SAMPLE ID:	LAB FILE ID:
Level 1	STD005 240-343960/10	P2090510.D
Level 2	STD01 240-343960/11	P2090511.D
Level 3	STD02 240-343960/12	P2090512.D
Level 4	STD05 240-343960/13	P2090513.D
Level 5	STD1 240-343960/14	P2090514.D
Level 6	STD15 240-343960/15	P2090515.D

ANALYTE	IS REF	CURVE TYPE	RESPONSE					CONCENTRATION (NG/UL)				
			LVL 1 LVL 6	LVL 2	LVL 3	LVL 4	LVL 5	LVL 1 LVL 6	LVL 2	LVL 3	LVL 4	LVL 5
PCB-1242 Peak 1	BNB	Ave	767479 21084350	1533116	3090900	7489194	14532263	0.0500 1.50	0.100	0.200	0.500	1.00
PCB-1242 Peak 2	BNB	Ave	1352540 38462328	2807577	5629016	13822113	26721985	0.0500 1.50	0.100	0.200	0.500	1.00
PCB-1242 Peak 3	BNB	Ave	3072436 92643936	6353975	12803805	31444586	63475249	0.0500 1.50	0.100	0.200	0.500	1.00
PCB-1242 Peak 4	BNB	Ave	1271100 38190975	2613254	5130095	13134946	26367941	0.0500 1.50	0.100	0.200	0.500	1.00
PCB-1242 Peak 5	BNB	Ave	514168 14651433	953736	2026255	4995338	10151242	0.0500 1.50	0.100	0.200	0.500	1.00
PCB-1268 Peak 1	BNB	Ave	8818338 262723826	17374728	35534788	87355358	179044742	0.0500 1.50	0.100	0.200	0.500	1.00
PCB-1268 Peak 2	BNB	Ave	8097159 241797747	16629011	33790888	82183502	167059549	0.0500 1.50	0.100	0.200	0.500	1.00
PCB-1268 Peak 3	BNB	Ave	7086076 209773492	14263545	29181969	70812287	145782554	0.0500 1.50	0.100	0.200	0.500	1.00
PCB-1268 Peak 4	BNB	Ave	2850924 82599755	5669800	11783432	28449408	57934109	0.0500 1.50	0.100	0.200	0.500	1.00
PCB-1268 Peak 5	BNB	Ave	20430129 632364666	41348701	85594863	209543953	438308669	0.0500 1.50	0.100	0.200	0.500	1.00

Curve Type Legend:
Ave = Average ISTD

FORM VI
PCBS BY INTERNAL STANDARD - INITIAL CALIBRATION DATA
CURVE EVALUATION

Lab Name: TestAmerica Canton Job No.: 240-100018-2 Analy Batch No.: 343960

SDG No.:

Instrument ID: A2HP2 GC Column: CLP-2 (0.53 ID: 0.53(mm) Heated Purge: (Y/N) N

Calibration Start Date: 09/05/2018 18:30 Calibration End Date: 09/05/2018 19:43 Calibration ID: 46831

Calibration Files:

LEVEL:	LAB SAMPLE ID:	LAB FILE ID:
Level 1	STD005 240-343960/10	P2090510.D
Level 2	STD01 240-343960/11	P2090511.D
Level 3	STD02 240-343960/12	P2090512.D
Level 4	STD05 240-343960/13	P2090513.D
Level 5	STD1 240-343960/14	P2090514.D
Level 6	STD15 240-343960/15	P2090515.D

ANALYTE	RRF					CURVE TYPE	COEFFICIENT			#	MIN RRF	%RSD	#	MAX %RSD	R^2 OR COD	#	MIN R^2 OR COD
	LVL 1 LVL 6	LVL 2	LVL 3	LVL 4	LVL 5		B	M1	M2								
PCB-1242 Peak 1	0.0137 0.0109	0.0129	0.0138	0.0136	0.0126	Ave		0.0129				8.5		20.0			
PCB-1242 Peak 2	0.0273 0.0205	0.0258	0.0256	0.0242	0.0229	Ave		0.0244				10.0		20.0			
PCB-1242 Peak 3	0.0545 0.0438	0.0527	0.0515	0.0496	0.0486	Ave		0.0501				7.5		20.0			
PCB-1242 Peak 4	0.0222 0.0180	0.0216	0.0215	0.0206	0.0199	Ave		0.0206				7.3		20.0			
PCB-1242 Peak 5	0.0112 0.0095	0.0114	0.0114	0.0108	0.0106	Ave		0.0108				6.7		20.0			
PCB-1268 Peak 1	0.1131 0.0904	0.1077	0.1062	0.1014	0.0999	Ave		0.1031				7.6		20.0			
PCB-1268 Peak 2	0.1078 0.0873	0.1038	0.1024	0.0981	0.0965	Ave		0.0993				7.2		20.0			
PCB-1268 Peak 3	0.0934 0.0755	0.0902	0.0890	0.0848	0.0839	Ave		0.0861				7.3		20.0			
PCB-1268 Peak 4	0.0370 0.0309	0.0372	0.0362	0.0358	0.0348	Ave		0.0353				6.6		20.0			
PCB-1268 Peak 5	0.2557 0.2089	0.2450	0.2450	0.2351	0.2341	Ave		0.2373				6.7		20.0			

Note: The M1 coefficient is the same as Ave RRF for an Ave curve type.

FORM VI
PCBS BY INTERNAL STANDARD - INITIAL CALIBRATION DATA
RESPONSE AND CONCENTRATION

Lab Name: TestAmerica Canton Job No.: 240-100018-2 Analy Batch No.: 343960

SDG No.:

Instrument ID: A2HP2 GC Column: CLP-2 (0.53 ID: 0.53(mm) Heated Purge: (Y/N) N

Calibration Start Date: 09/05/2018 18:30 Calibration End Date: 09/05/2018 19:43 Calibration ID: 46831

Calibration Files:

LEVEL:	LAB SAMPLE ID:	LAB FILE ID:
Level 1	STD005 240-343960/10	P2090510.D
Level 2	STD01 240-343960/11	P2090511.D
Level 3	STD02 240-343960/12	P2090512.D
Level 4	STD05 240-343960/13	P2090513.D
Level 5	STD1 240-343960/14	P2090514.D
Level 6	STD15 240-343960/15	P2090515.D

ANALYTE	IS REF	CURVE TYPE	RESPONSE					CONCENTRATION (NG/UL)				
			LVL 1 LVL 6	LVL 2	LVL 3	LVL 4	LVL 5	LVL 1 LVL 6	LVL 2	LVL 3	LVL 4	LVL 5
PCB-1242 Peak 1	BNB	Ave	689115 17042312	1327340	2841230	6773328	12538755	0.0500 1.50	0.100	0.200	0.500	1.00
PCB-1242 Peak 2	BNB	Ave	1376995 32087228	2662102	5274838	12064456	22786220	0.0500 1.50	0.100	0.200	0.500	1.00
PCB-1242 Peak 3	BNB	Ave	2743712 68543989	5436998	10605112	24739906	48322360	0.0500 1.50	0.100	0.200	0.500	1.00
PCB-1242 Peak 4	BNB	Ave	1118094 28231146	2229726	4434823	10265925	19818324	0.0500 1.50	0.100	0.200	0.500	1.00
PCB-1242 Peak 5	BNB	Ave	562667 14807605	1171323	2341338	5388672	10565064	0.0500 1.50	0.100	0.200	0.500	1.00
PCB-1268 Peak 1	BNB	Ave	5695355 141417251	11103377	21886103	50577911	99334905	0.0500 1.50	0.100	0.200	0.500	1.00
PCB-1268 Peak 2	BNB	Ave	5431721 136601248	10703093	21111063	48929698	95982879	0.0500 1.50	0.100	0.200	0.500	1.00
PCB-1268 Peak 3	BNB	Ave	4703653 118116149	9299056	18334940	42306876	83448116	0.0500 1.50	0.100	0.200	0.500	1.00
PCB-1268 Peak 4	BNB	Ave	1862911 48326364	3837640	7464022	17851272	34572404	0.0500 1.50	0.100	0.200	0.500	1.00
PCB-1268 Peak 5	BNB	Ave	12877579 326857673	25260920	50495995	117318350	232855636	0.0500 1.50	0.100	0.200	0.500	1.00

Curve Type Legend:
Ave = Average ISTD

FORM VI
PCBS BY INTERNAL STANDARD - INITIAL CALIBRATION DATA
CURVE EVALUATION

Lab Name: TestAmerica Canton Job No.: 240-100018-2 Analy Batch No.: 343960

SDG No.:

Instrument ID: A2HP2 GC Column: CLP-1 (0.53 ID: 0.53(mm) Heated Purge: (Y/N) N

Calibration Start Date: 09/05/2018 19:58 Calibration End Date: 09/05/2018 21:11 Calibration ID: 46838

Calibration Files:

LEVEL:	LAB SAMPLE ID:	LAB FILE ID:
Level 1	STD005 240-343960/16	P2090516.D
Level 2	STD01 240-343960/17	P2090517.D
Level 3	STD02 240-343960/18	P2090518.D
Level 4	STD05 240-343960/19	P2090519.D
Level 5	STD1 240-343960/20	P2090520.D
Level 6	STD15 240-343960/21	P2090521.D

ANALYTE	RRF					CURVE TYPE	COEFFICIENT			#	MIN RRF	%RSD	#	MAX %RSD	R^2 OR COD	#	MIN R^2 OR COD
	LVL 1 LVL 6	LVL 2	LVL 3	LVL 4	LVL 5		B	M1	M2								
PCB-1248 Peak 1	0.0111 0.0107	0.0110	0.0106	0.0107	0.0112	Ave		0.0109				2.3		20.0			
PCB-1248 Peak 2	0.0322 0.0309	0.0319	0.0308	0.0303	0.0318	Ave		0.0313				2.4		20.0			
PCB-1248 Peak 3	0.0289 0.0296	0.0287	0.0286	0.0276	0.0295	Ave		0.0288				2.5		20.0			
PCB-1248 Peak 4	0.0208 0.0234	0.0223	0.0226	0.0227	0.0240	Ave		0.0227				4.7		20.0			
PCB-1248 Peak 5	0.0141 0.0147	0.0144	0.0143	0.0142	0.0153	Ave		0.0145				3.1		20.0			

Note: The M1 coefficient is the same as Ave RRF for an Ave curve type.

FORM VI
PCBS BY INTERNAL STANDARD - INITIAL CALIBRATION DATA
RESPONSE AND CONCENTRATION

Lab Name: TestAmerica Canton Job No.: 240-100018-2 Analy Batch No.: 343960

SDG No.:

Instrument ID: A2HP2 GC Column: CLP-1 (0.53 ID: 0.53(mm) Heated Purge: (Y/N) N

Calibration Start Date: 09/05/2018 19:58 Calibration End Date: 09/05/2018 21:11 Calibration ID: 46838

Calibration Files:

LEVEL:	LAB SAMPLE ID:	LAB FILE ID:
Level 1	STD005 240-343960/16	P2090516.D
Level 2	STD01 240-343960/17	P2090517.D
Level 3	STD02 240-343960/18	P2090518.D
Level 4	STD05 240-343960/19	P2090519.D
Level 5	STD1 240-343960/20	P2090520.D
Level 6	STD15 240-343960/21	P2090521.D

ANALYTE	IS REF	CURVE TYPE	RESPONSE					CONCENTRATION (NG/UL)				
			LVL 1 LVL 6	LVL 2	LVL 3	LVL 4	LVL 5	LVL 1 LVL 6	LVL 2	LVL 3	LVL 4	LVL 5
PCB-1248 Peak 1	BNB	Ave	706874 21200150	1510816	2987195	7156828	14214184	0.0500 1.50	0.100	0.200	0.500	1.00
PCB-1248 Peak 2	BNB	Ave	2042783 61029699	4377361	8710649	20243717	40578071	0.0500 1.50	0.100	0.200	0.500	1.00
PCB-1248 Peak 3	BNB	Ave	1832315 58462504	3935221	8082625	18481968	37610943	0.0500 1.50	0.100	0.200	0.500	1.00
PCB-1248 Peak 4	BNB	Ave	1322527 46221548	3062354	6407837	15205364	30546057	0.0500 1.50	0.100	0.200	0.500	1.00
PCB-1248 Peak 5	BNB	Ave	894544 29097330	1980123	4042784	9499596	19539488	0.0500 1.50	0.100	0.200	0.500	1.00

Curve Type Legend:
Ave = Average ISTD

FORM VI
PCBS BY INTERNAL STANDARD - INITIAL CALIBRATION DATA
CURVE EVALUATION

Lab Name: TestAmerica Canton Job No.: 240-100018-2 Analy Batch No.: 343960

SDG No.:

Instrument ID: A2HP2 GC Column: CLP-2 (0.53 ID: 0.53(mm) Heated Purge: (Y/N) N

Calibration Start Date: 09/05/2018 19:58 Calibration End Date: 09/05/2018 21:11 Calibration ID: 46839

Calibration Files:

LEVEL:	LAB SAMPLE ID:	LAB FILE ID:
Level 1	STD005 240-343960/16	P2090516.D
Level 2	STD01 240-343960/17	P2090517.D
Level 3	STD02 240-343960/18	P2090518.D
Level 4	STD05 240-343960/19	P2090519.D
Level 5	STD1 240-343960/20	P2090520.D
Level 6	STD15 240-343960/21	P2090521.D

ANALYTE	RRF					CURVE TYPE	COEFFICIENT			#	MIN RRF	%RSD	#	MAX %RSD	R^2 OR COD	#	MIN R^2 OR COD
	LVL 1 LVL 6	LVL 2	LVL 3	LVL 4	LVL 5		B	M1	M2								
PCB-1248 Peak 1	0.0158 0.0119	0.0147	0.0137	0.0129	0.0117	Ave		0.0134				12.0		20.0			
PCB-1248 Peak 2	0.0359 0.0309	0.0347	0.0334	0.0318	0.0299	Ave		0.0328				7.0		20.0			
PCB-1248 Peak 3	0.0253 0.0219	0.0252	0.0239	0.0227	0.0212	Ave		0.0234				7.3		20.0			
PCB-1248 Peak 4	0.0324 0.0283	0.0317	0.0308	0.0290	0.0274	Ave		0.0299				6.6		20.0			
PCB-1248 Peak 5	0.0163 0.0142	0.0160	0.0151	0.0144	0.0138	Ave		0.0150				6.7		20.0			

Note: The M1 coefficient is the same as Ave RRF for an Ave curve type.

FORM VI
PCBS BY INTERNAL STANDARD - INITIAL CALIBRATION DATA
RESPONSE AND CONCENTRATION

Lab Name: TestAmerica Canton Job No.: 240-100018-2 Analy Batch No.: 343960

SDG No.:

Instrument ID: A2HP2 GC Column: CLP-2 (0.53 ID: 0.53(mm) Heated Purge: (Y/N) N

Calibration Start Date: 09/05/2018 19:58 Calibration End Date: 09/05/2018 21:11 Calibration ID: 46839

Calibration Files:

LEVEL:	LAB SAMPLE ID:	LAB FILE ID:
Level 1	STD005 240-343960/16	P2090516.D
Level 2	STD01 240-343960/17	P2090517.D
Level 3	STD02 240-343960/18	P2090518.D
Level 4	STD05 240-343960/19	P2090519.D
Level 5	STD1 240-343960/20	P2090520.D
Level 6	STD15 240-343960/21	P2090521.D

ANALYTE	IS REF	CURVE TYPE	RESPONSE					CONCENTRATION (NG/UL)				
			LVL 1 LVL 6	LVL 2	LVL 3	LVL 4	LVL 5	LVL 1 LVL 6	LVL 2	LVL 3	LVL 4	LVL 5
PCB-1248 Peak 1	BNB	Ave	772480 17828645	1544657	2921930	6558910	12271846	0.0500 1.50	0.100	0.200	0.500	1.00
PCB-1248 Peak 2	BNB	Ave	1756660 46488087	3643118	7147205	16121410	31503047	0.0500 1.50	0.100	0.200	0.500	1.00
PCB-1248 Peak 3	BNB	Ave	1238732 32998079	2641768	5110594	11511535	22321373	0.0500 1.50	0.100	0.200	0.500	1.00
PCB-1248 Peak 4	BNB	Ave	1584028 42593645	3327499	6578035	14704731	28852994	0.0500 1.50	0.100	0.200	0.500	1.00
PCB-1248 Peak 5	BNB	Ave	798180 21393247	1676965	3217865	7316694	14509999	0.0500 1.50	0.100	0.200	0.500	1.00

Curve Type Legend:
Ave = Average ISTD

FORM VI
PCBS BY INTERNAL STANDARD - INITIAL CALIBRATION DATA
CURVE EVALUATION

Lab Name: TestAmerica Canton Job No.: 240-100018-2 Analy Batch No.: 343960

SDG No.:

Instrument ID: A2HP2 GC Column: CLP-1 (0.53 ID: 0.53(mm) Heated Purge: (Y/N) N

Calibration Start Date: 09/05/2018 21:26 Calibration End Date: 09/05/2018 22:39 Calibration ID: 46846

Calibration Files:

LEVEL:	LAB SAMPLE ID:	LAB FILE ID:
Level 1	STD005 240-343960/22	P2090522.D
Level 2	STD01 240-343960/23	P2090523.D
Level 3	STD02 240-343960/24	P2090524.D
Level 4	STD05 240-343960/25	P2090525.D
Level 5	STD1 240-343960/26	P2090526.D
Level 6	STD15 240-343960/27	P2090527.D

ANALYTE	RRF					CURVE TYPE	COEFFICIENT			#	MIN RRF	%RSD	#	MAX %RSD	R^2 OR COD	#	MIN R^2 OR COD
	LVL 1 LVL 6	LVL 2	LVL 3	LVL 4	LVL 5		B	M1	M2								
PCB-1221 Peak 1	0.0093 0.0075	0.0092	0.0085	0.0081	0.0081	Ave		0.0085				8.1		20.0			
PCB-1221 Peak 2	0.0049 0.0045	0.0050	0.0050	0.0049	0.0049	Ave		0.0049				4.1		20.0			
PCB-1221 Peak 3	0.0222 0.0185	0.0220	0.0217	0.0205	0.0200	Ave		0.0208				6.9		20.0			
PCB-1254 Peak 1	0.0240 0.0215	0.0238	0.0232	0.0228	0.0227	Ave		0.0230				4.0		20.0			
PCB-1254 Peak 2	0.0490 0.0459	0.0477	0.0463	0.0476	0.0486	Ave		0.0475				2.6		20.0			
PCB-1254 Peak 3	0.0356 0.0356	0.0356	0.0353	0.0369	0.0375	Ave		0.0361				2.5		20.0			
PCB-1254 Peak 4	0.0317 0.0307	0.0337	0.0331	0.0324	0.0324	Ave		0.0324				3.2		20.0			
PCB-1254 Peak 5	0.0478 0.0470	0.0480	0.0492	0.0492	0.0495	Ave		0.0485				2.1		20.0			

Note: The M1 coefficient is the same as Ave RRF for an Ave curve type.

FORM VI
PCBS BY INTERNAL STANDARD - INITIAL CALIBRATION DATA
RESPONSE AND CONCENTRATION

Lab Name: TestAmerica Canton Job No.: 240-100018-2 Analy Batch No.: 343960

SDG No.:

Instrument ID: A2HP2 GC Column: CLP-1 (0.53 ID: 0.53(mm) Heated Purge: (Y/N) N

Calibration Start Date: 09/05/2018 21:26 Calibration End Date: 09/05/2018 22:39 Calibration ID: 46846

Calibration Files:

LEVEL:	LAB SAMPLE ID:	LAB FILE ID:
Level 1	STD005 240-343960/22	P2090522.D
Level 2	STD01 240-343960/23	P2090523.D
Level 3	STD02 240-343960/24	P2090524.D
Level 4	STD05 240-343960/25	P2090525.D
Level 5	STD1 240-343960/26	P2090526.D
Level 6	STD15 240-343960/27	P2090527.D

ANALYTE	IS REF	CURVE TYPE	RESPONSE					CONCENTRATION (NG/UL)				
			LVL 1 LVL 6	LVL 2	LVL 3	LVL 4	LVL 5	LVL 1 LVL 6	LVL 2	LVL 3	LVL 4	LVL 5
PCB-1221 Peak 1	BNB	Ave	646054 16596251	1255071	2349512	5643369	11325683	0.0500 1.50	0.100	0.200	0.500	1.00
PCB-1221 Peak 2	BNB	Ave	344272 9822870	676093	1393569	3433232	6786030	0.0500 1.50	0.100	0.200	0.500	1.00
PCB-1221 Peak 3	BNB	Ave	1546515 40676670	2995051	6024899	14275272	27952175	0.0500 1.50	0.100	0.200	0.500	1.00
PCB-1254 Peak 1	BNB	Ave	1671822 47187529	3240096	6446756	15865958	31723662	0.0500 1.50	0.100	0.200	0.500	1.00
PCB-1254 Peak 2	BNB	Ave	3406727 100818948	6500878	12884216	33116238	67890010	0.0500 1.50	0.100	0.200	0.500	1.00
PCB-1254 Peak 3	BNB	Ave	2480342 78201890	4851670	9814861	25683330	52456713	0.0500 1.50	0.100	0.200	0.500	1.00
PCB-1254 Peak 4	BNB	Ave	2209053 67601804	4595417	9208206	22541339	45341029	0.0500 1.50	0.100	0.200	0.500	1.00
PCB-1254 Peak 5	BNB	Ave	3327645 103449119	6533314	13670878	34254649	69229118	0.0500 1.50	0.100	0.200	0.500	1.00

Curve Type Legend:
Ave = Average ISTD

FORM VI
PCBS BY INTERNAL STANDARD - INITIAL CALIBRATION DATA
CURVE EVALUATION

Lab Name: TestAmerica Canton Job No.: 240-100018-2 Analy Batch No.: 343960

SDG No.:

Instrument ID: A2HP2 GC Column: CLP-2 (0.53 ID: 0.53(mm) Heated Purge: (Y/N) N

Calibration Start Date: 09/05/2018 21:26 Calibration End Date: 09/05/2018 22:39 Calibration ID: 46847

Calibration Files:

LEVEL:	LAB SAMPLE ID:	LAB FILE ID:
Level 1	STD005 240-343960/22	P2090522.D
Level 2	STD01 240-343960/23	P2090523.D
Level 3	STD02 240-343960/24	P2090524.D
Level 4	STD05 240-343960/25	P2090525.D
Level 5	STD1 240-343960/26	P2090526.D
Level 6	STD15 240-343960/27	P2090527.D

ANALYTE	RRF					CURVE TYPE	COEFFICIENT			#	MIN RRF	%RSD	#	MAX %RSD	R^2 OR COD	#	MIN R^2 OR COD
	LVL 1 LVL 6	LVL 2	LVL 3	LVL 4	LVL 5		B	M1	M2								
PCB-1221 Peak 1	0.0164 0.0083	0.0136	0.0119	0.0094	0.0090	Lin1	0.0005	0.0083							0.9960		0.9900
PCB-1221 Peak 2	0.0067 0.0052	0.0066	0.0070	0.0060	0.0056	Ave		0.0062				11.5		20.0			
PCB-1221 Peak 3	0.0256 0.0191	0.0244	0.0243	0.0221	0.0204	Ave		0.0227				11.2		20.0			
PCB-1254 Peak 1	0.0309 0.0233	0.0294	0.0283	0.0265	0.0251	Ave		0.0272				10.3		20.0			
PCB-1254 Peak 2	0.0421 0.0377	0.0411	0.0460	0.0422	0.0405	Ave		0.0416				6.5		20.0			
PCB-1254 Peak 3	0.0329 0.0287	0.0334	0.0324	0.0319	0.0307	Ave		0.0317				5.5		20.0			
PCB-1254 Peak 4	0.0366 0.0307	0.0353	0.0348	0.0336	0.0326	Ave		0.0339				6.2		20.0			
PCB-1254 Peak 5	0.0431 0.0356	0.0425	0.0411	0.0392	0.0382	Ave		0.0399				7.1		20.0			

Note: The M1 coefficient is the same as Ave RRF for an Ave curve type.

FORM VI
PCBS BY INTERNAL STANDARD - INITIAL CALIBRATION DATA
RESPONSE AND CONCENTRATION

Lab Name: TestAmerica Canton Job No.: 240-100018-2 Analy Batch No.: 343960

SDG No.:

Instrument ID: A2HP2 GC Column: CLP-2 (0.53 ID: 0.53(mm) Heated Purge: (Y/N) N

Calibration Start Date: 09/05/2018 21:26 Calibration End Date: 09/05/2018 22:39 Calibration ID: 46847

Calibration Files:

LEVEL:	LAB SAMPLE ID:	LAB FILE ID:
Level 1	STD005 240-343960/22	P2090522.D
Level 2	STD01 240-343960/23	P2090523.D
Level 3	STD02 240-343960/24	P2090524.D
Level 4	STD05 240-343960/25	P2090525.D
Level 5	STD1 240-343960/26	P2090526.D
Level 6	STD15 240-343960/27	P2090527.D

ANALYTE	IS REF	CURVE TYPE	RESPONSE					CONCENTRATION (NG/UL)				
			LVL 1 LVL 6	LVL 2	LVL 3	LVL 4	LVL 5	LVL 1 LVL 6	LVL 2	LVL 3	LVL 4	LVL 5
PCB-1221 Peak 1	BNB	Lin1	867409 13764313	1417353	2489148	4931518	9701642	0.0500 1.50	0.100	0.200	0.500	1.00
PCB-1221 Peak 2	BNB	Ave	355656 8665539	687574	1462484	3139842	5963156	0.0500 1.50	0.100	0.200	0.500	1.00
PCB-1221 Peak 3	BNB	Ave	1349553 31768030	2550994	5075981	11610442	21923864	0.0500 1.50	0.100	0.200	0.500	1.00
PCB-1254 Peak 1	BNB	Ave	1630712 38836929	3070222	5911878	13921810	26881713	0.0500 1.50	0.100	0.200	0.500	1.00
PCB-1254 Peak 2	BNB	Ave	2221420 62751254	4287613	9613685	22190316	43404463	0.0500 1.50	0.100	0.200	0.500	1.00
PCB-1254 Peak 3	BNB	Ave	1738985 47761977	3486488	6765148	16757356	32873645	0.0500 1.50	0.100	0.200	0.500	1.00
PCB-1254 Peak 4	BNB	Ave	1930907 51028568	3688388	7271078	17659196	34910030	0.0500 1.50	0.100	0.200	0.500	1.00
PCB-1254 Peak 5	BNB	Ave	2274609 59343999	4433768	8582966	20623493	40920785	0.0500 1.50	0.100	0.200	0.500	1.00

Curve Type Legend:

Ave = Average ISTD
Lin1 = Linear 1/conc ISTD

FORM VI
PCBS BY INTERNAL STANDARD - INITIAL CALIBRATION DATA
CURVE EVALUATION

Lab Name: TestAmerica Canton Job No.: 240-100018-2 Analy Batch No.: 343960

SDG No.:

Instrument ID: A2HP2 GC Column: CLP-1 (0.53 ID: 0.53(mm) Heated Purge: (Y/N) N

Calibration Start Date: 09/05/2018 22:54 Calibration End Date: 09/06/2018 00:07 Calibration ID: 46854

Calibration Files:

LEVEL:	LAB SAMPLE ID:	LAB FILE ID:
Level 1	STD005 240-343960/28	P2090528.D
Level 2	STD01 240-343960/29	P2090529.D
Level 3	STD02 240-343960/30	P2090530.D
Level 4	STD05 240-343960/31	P2090531.D
Level 5	STD1 240-343960/32	P2090532.D
Level 6	STD15 240-343960/33	P2090533.D

ANALYTE	RRF					CURVE TYPE	COEFFICIENT			#	MIN RRF	%RSD	#	MAX %RSD	R^2 OR COD	#	MIN R^2 OR COD
	LVL 1 LVL 6	LVL 2	LVL 3	LVL 4	LVL 5		B	M1	M2								
PCB-1016 Peak 1	0.0159 0.0132	0.0147	0.0140	0.0137	0.0132	Ave		0.0141				7.5		20.0			
PCB-1016 Peak 2	0.0280 0.0245	0.0269	0.0281	0.0260	0.0250	Ave		0.0264				5.8		20.0			
PCB-1016 Peak 3	0.0624 0.0605	0.0602	0.0601	0.0609	0.0606	Ave		0.0608				1.4		20.0			
PCB-1016 Peak 4	0.0256 0.0247	0.0248	0.0252	0.0251	0.0248	Ave		0.0250				1.4		20.0			
PCB-1016 Peak 5	0.0250 0.0238	0.0253	0.0246	0.0246	0.0241	Ave		0.0246				2.2		20.0			
PCB-1260 Peak 1	0.0333 0.0308	0.0328	0.0314	0.0316	0.0310	Ave		0.0318				3.2		20.0			
PCB-1260 Peak 2	0.0587 0.0531	0.0555	0.0544	0.0538	0.0535	Ave		0.0548				3.8		20.0			
PCB-1260 Peak 3	0.0608 0.0593	0.0603	0.0596	0.0593	0.0597	Ave		0.0598				1.0		20.0			
PCB-1260 Peak 4	0.0905 0.0932	0.0906	0.0901	0.0919	0.0933	Ave		0.0916				1.6		20.0			
PCB-1260 Peak 5	0.0426 0.0422	0.0418	0.0411	0.0422	0.0424	Ave		0.0421				1.3		20.0			
Tetrachloro-m-xylene	0.9387 0.8498	0.8866	0.8646	0.8814	0.8912	Ave		0.8854				3.4		20.0			
DCB Decachlorobiphenyl	0.9073 0.7432	0.8658	0.8274	0.8096	0.7986	Ave		0.8253				6.9		20.0			

Note: The M1 coefficient is the same as Ave RRF for an Ave curve type.

FORM VI
PCBS BY INTERNAL STANDARD - INITIAL CALIBRATION DATA
RESPONSE AND CONCENTRATION

Lab Name: TestAmerica Canton Job No.: 240-100018-2 Analy Batch No.: 343960

SDG No.:

Instrument ID: A2HP2 GC Column: CLP-1 (0.53 ID: 0.53(mm) Heated Purge: (Y/N) N

Calibration Start Date: 09/05/2018 22:54 Calibration End Date: 09/06/2018 00:07 Calibration ID: 46854

Calibration Files:

LEVEL:	LAB SAMPLE ID:	LAB FILE ID:
Level 1	STD005 240-343960/28	P2090528.D
Level 2	STD01 240-343960/29	P2090529.D
Level 3	STD02 240-343960/30	P2090530.D
Level 4	STD05 240-343960/31	P2090531.D
Level 5	STD1 240-343960/32	P2090532.D
Level 6	STD15 240-343960/33	P2090533.D

ANALYTE	IS REF	CURVE TYPE	RESPONSE					CONCENTRATION (NG/UL)				
			LVL 1 LVL 6	LVL 2	LVL 3	LVL 4	LVL 5	LVL 1 LVL 6	LVL 2	LVL 3	LVL 4	LVL 5
PCB-1016 Peak 1	BNB	Ave	1070205 28147342	2005871	3940300	9491729	18424688	0.0500 1.50	0.100	0.200	0.500	1.00
PCB-1016 Peak 2	BNB	Ave	1880633 52220419	3674308	7933162	17997955	34943608	0.0500 1.50	0.100	0.200	0.500	1.00
PCB-1016 Peak 3	BNB	Ave	4188447 129063548	8207562	16937572	42123199	84611311	0.0500 1.50	0.100	0.200	0.500	1.00
PCB-1016 Peak 4	BNB	Ave	1721360 52687093	3385263	7094016	17387591	34617403	0.0500 1.50	0.100	0.200	0.500	1.00
PCB-1016 Peak 5	BNB	Ave	1677224 50821900	3443973	6933573	17027236	33615332	0.0500 1.50	0.100	0.200	0.500	1.00
PCB-1260 Peak 1	BNB	Ave	2237531 65800084	4473562	8862181	21853750	43289005	0.0500 1.50	0.100	0.200	0.500	1.00
PCB-1260 Peak 2	BNB	Ave	3942011 113190471	7571203	15331901	37219107	74632309	0.0500 1.50	0.100	0.200	0.500	1.00
PCB-1260 Peak 3	BNB	Ave	4082185 126415071	8225986	16793999	41034808	83390200	0.0500 1.50	0.100	0.200	0.500	1.00
PCB-1260 Peak 4	BNB	Ave	6073161 198778523	12356645	25403344	63572072	130299347	0.0500 1.50	0.100	0.200	0.500	1.00
PCB-1260 Peak 5	BNB	Ave	2862449 89972695	5705482	11586238	29185280	59211421	0.0500 1.50	0.100	0.200	0.500	1.00
Tetrachloro-m-xylene	BNB	Ave	3151127 120860497	6045104	12191518	30479123	62196517	0.00250 0.100	0.00500	0.0100	0.0250	0.0500
DCB Decachlorobiphenyl	BNB	Ave	3045816 105702634	5902830	11667234	27994488	55733894	0.00250 0.100	0.00500	0.0100	0.0250	0.0500

Curve Type Legend:
Ave = Average ISTD

FORM VI
PCBS BY INTERNAL STANDARD - INITIAL CALIBRATION DATA
CURVE EVALUATION

Lab Name: TestAmerica Canton Job No.: 240-100018-2 Analy Batch No.: 343960

SDG No.:

Instrument ID: A2HP2 GC Column: CLP-2 (0.53 ID: 0.53(mm) Heated Purge: (Y/N) N

Calibration Start Date: 09/05/2018 22:54 Calibration End Date: 09/06/2018 00:07 Calibration ID: 46855

Calibration Files:

LEVEL:	LAB SAMPLE ID:	LAB FILE ID:
Level 1	STD005 240-343960/28	P2090528.D
Level 2	STD01 240-343960/29	P2090529.D
Level 3	STD02 240-343960/30	P2090530.D
Level 4	STD05 240-343960/31	P2090531.D
Level 5	STD1 240-343960/32	P2090532.D
Level 6	STD15 240-343960/33	P2090533.D

ANALYTE	RRF					CURVE TYPE	COEFFICIENT			#	MIN RRF	%RSD	#	MAX %RSD	R^2 OR COD	#	MIN R^2 OR COD
	LVL 1 LVL 6	LVL 2	LVL 3	LVL 4	LVL 5		B	M1	M2								
PCB-1016 Peak 1	0.0160 0.0140	0.0156	0.0167	0.0151	0.0138	Ave		0.0152				7.6		20.0			
PCB-1016 Peak 2	0.0336 0.0270	0.0321	0.0309	0.0296	0.0271	Ave		0.0301				8.9		20.0			
PCB-1016 Peak 3	0.0689 0.0593	0.0660	0.0644	0.0624	0.0588	Ave		0.0633				6.2		20.0			
PCB-1016 Peak 4	0.0254 0.0242	0.0267	0.0269	0.0255	0.0239	Ave		0.0254				4.9		20.0			
PCB-1016 Peak 5	0.0144 0.0130	0.0147	0.0142	0.0136	0.0129	Ave		0.0138				5.3		20.0			
PCB-1260 Peak 1	0.0352 0.0308	0.0340	0.0328	0.0320	0.0304	Ave		0.0325				5.7		20.0			
PCB-1260 Peak 2	0.0402 0.0345	0.0386	0.0371	0.0361	0.0344	Ave		0.0368				6.2		20.0			
PCB-1260 Peak 3	0.0351 0.0302	0.0340	0.0329	0.0320	0.0302	Ave		0.0324				6.2		20.0			
PCB-1260 Peak 4	0.0776 0.0715	0.0773	0.0756	0.0742	0.0712	Ave		0.0746				3.7		20.0			
PCB-1260 Peak 5	0.0530 0.0494	0.0534	0.0522	0.0513	0.0493	Ave		0.0514				3.5		20.0			
Tetrachloro-m-xylene	1.0034 0.8633	0.9790	0.9602	0.9433	0.8991	Ave		0.9414				5.5		20.0			
DCB Decachlorobiphenyl	0.7388 0.5754	0.7059	0.6828	0.6472	0.6160	Ave		0.6610				9.1		20.0			

Note: The M1 coefficient is the same as Ave RRF for an Ave curve type.

FORM VI
PCBS BY INTERNAL STANDARD - INITIAL CALIBRATION DATA
RESPONSE AND CONCENTRATION

Lab Name: TestAmerica Canton Job No.: 240-100018-2 Analy Batch No.: 343960

SDG No.:

Instrument ID: A2HP2 GC Column: CLP-2 (0.53 ID: 0.53(mm) Heated Purge: (Y/N) N

Calibration Start Date: 09/05/2018 22:54 Calibration End Date: 09/06/2018 00:07 Calibration ID: 46855

Calibration Files:

LEVEL:	LAB SAMPLE ID:	LAB FILE ID:
Level 1	STD005 240-343960/28	P2090528.D
Level 2	STD01 240-343960/29	P2090529.D
Level 3	STD02 240-343960/30	P2090530.D
Level 4	STD05 240-343960/31	P2090531.D
Level 5	STD1 240-343960/32	P2090532.D
Level 6	STD15 240-343960/33	P2090533.D

ANALYTE	IS REF	CURVE TYPE	RESPONSE					CONCENTRATION (NG/UL)				
			LVL 1 LVL 6	LVL 2	LVL 3	LVL 4	LVL 5	LVL 1 LVL 6	LVL 2	LVL 3	LVL 4	LVL 5
PCB-1016 Peak 1	BNB	Ave	821891 21498418	1603515	3477558	7725475	14303076	0.0500 1.50	0.100	0.200	0.500	1.00
PCB-1016 Peak 2	BNB	Ave	1725442 41445807	3299151	6424122	15121208	28169391	0.0500 1.50	0.100	0.200	0.500	1.00
PCB-1016 Peak 3	BNB	Ave	3534352 91220698	6770944	13413748	31854979	61049827	0.0500 1.50	0.100	0.200	0.500	1.00
PCB-1016 Peak 4	BNB	Ave	1305696 37160712	2743566	5597133	13004188	24778804	0.0500 1.50	0.100	0.200	0.500	1.00
PCB-1016 Peak 5	BNB	Ave	739868 19975503	1505563	2955132	6957335	13419204	0.0500 1.50	0.100	0.200	0.500	1.00
PCB-1260 Peak 1	BNB	Ave	1808299 47334758	3488505	6819748	16347096	31564422	0.0500 1.50	0.100	0.200	0.500	1.00
PCB-1260 Peak 2	BNB	Ave	2064583 53030843	3959223	7727306	18409167	35740831	0.0500 1.50	0.100	0.200	0.500	1.00
PCB-1260 Peak 3	BNB	Ave	1800715 46447486	3495135	6849829	16329821	31343810	0.0500 1.50	0.100	0.200	0.500	1.00
PCB-1260 Peak 4	BNB	Ave	3981169 109907887	7939480	15739723	37863019	73834136	0.0500 1.50	0.100	0.200	0.500	1.00
PCB-1260 Peak 5	BNB	Ave	2720418 75963078	5484714	10867682	26185129	51124243	0.0500 1.50	0.100	0.200	0.500	1.00
Tetrachloro-m-xylene	BNB	Ave	2574322 88463264	5025044	9993257	24082589	46647569	0.00250 0.100	0.00500	0.0100	0.0250	0.0500
DCB Decachlorobiphenyl	BNB	Ave	1895447 58959751	3623091	7106397	16522126	31956636	0.00250 0.100	0.00500	0.0100	0.0250	0.0500

Curve Type Legend:
Ave = Average ISTD

FORM VII
PCBS CONTINUING CALIBRATION DATA

Lab Name: TestAmerica Canton Job No.: 240-100018-2

SDG No.:

Lab Sample ID: ICV 240-343960/34 Calibration Date: 09/06/2018 00:22

Instrument ID: A2HP2 Calib Start Date: 09/05/2018 21:26

GC Column: CLP-1 (0.53mm) ID: 0.53(mm) Calib End Date: 09/05/2018 22:39

Lab File ID: P2090534.D Conc. Units: ng/uL

ANALYTE	CURVE TYPE	AVE RRF	RRF	MIN RRF	CALC AMOUNT	SPIKE AMOUNT	%D	MAX %D
PCB-1221 Peak 1	Ave	0.0085	0.0093		0.548	0.500	9.6	20.0
PCB-1221 Peak 2	Ave	0.0049	0.0056		0.574	0.500	14.8	20.0
PCB-1221 Peak 3	Ave	0.0208	0.0230		0.551	0.500	10.2	20.0

FORM VII
PCBS CONTINUING CALIBRATION RETENTION TIME SUMMARY

Lab Name: TestAmerica Canton Job No.: 240-100018-2

SDG No.:

Lab Sample ID: ICV 240-343960/34 Calibration Date: 09/06/2018 00:22

Instrument ID: A2HP2 Calib Start Date: 09/05/2018 21:26

GC Column: CLP-1 (0.53mm) ID: 0.53(mm) Calib End Date: 09/05/2018 22:39

Lab File ID: P2090534.D

Analyte	RT	RT WINDOW	
		FROM	TO
PCB-1221 Peak 1	1.98	1.97	2.00
PCB-1221 Peak 2	2.12	2.10	2.14
PCB-1221 Peak 3	2.16	2.14	2.18

FORM VII
PCBS CONTINUING CALIBRATION DATA

Lab Name: TestAmerica Canton Job No.: 240-100018-2

SDG No.:

Lab Sample ID: ICV 240-343960/34 Calibration Date: 09/06/2018 00:22

Instrument ID: A2HP2 Calib Start Date: 09/05/2018 21:26

GC Column: CLP-2 (0.53mm) ID: 0.53(mm) Calib End Date: 09/05/2018 22:39

Lab File ID: P2090534.D Conc. Units: ng/uL

ANALYTE	CURVE TYPE	AVE RRF	RRF	MIN RRF	CALC AMOUNT	SPIKE AMOUNT	%D	MAX %D
PCB-1221 Peak 1	Lin1		0.0097		0.523	0.500	4.6	20.0
PCB-1221 Peak 2	Ave	0.0062	0.0065		0.529	0.500	5.8	20.0
PCB-1221 Peak 3	Ave	0.0227	0.0245		0.541	0.500	8.3	20.0

FORM VII
PCBS CONTINUING CALIBRATION RETENTION TIME SUMMARY

Lab Name: TestAmerica Canton Job No.: 240-100018-2

SDG No.:

Lab Sample ID: ICV 240-343960/34 Calibration Date: 09/06/2018 00:22

Instrument ID: A2HP2 Calib Start Date: 09/05/2018 21:26

GC Column: CLP-2 (0.53mm) ID: 0.53(mm) Calib End Date: 09/05/2018 22:39

Lab File ID: P2090534.D

Analyte	RT	RT WINDOW	
		FROM	TO
PCB-1221 Peak 1	2.48	2.46	2.50
PCB-1221 Peak 2	2.62	2.60	2.64
PCB-1221 Peak 3	2.68	2.66	2.70

FORM VII
PCBS CONTINUING CALIBRATION DATA

Lab Name: TestAmerica Canton Job No.: 240-100018-2

SDG No.:

Lab Sample ID: ICV 240-343960/35 Calibration Date: 09/06/2018 00:36

Instrument ID: A2HP2 Calib Start Date: 09/05/2018 17:01

GC Column: CLP-1 (0.53mm) ID: 0.53(mm) Calib End Date: 09/05/2018 18:15

Lab File ID: P2090535.D Conc. Units: ng/uL

ANALYTE	CURVE TYPE	AVE RRF	RRF	MIN RRF	CALC AMOUNT	SPIKE AMOUNT	%D	MAX %D
PCB-1232 Peak 1	Ave	0.0173	0.0147		0.427	0.500	-14.7	20.0
PCB-1232 Peak 2	Ave	0.0123	0.0115		0.469	0.500	-6.1	20.0
PCB-1232 Peak 3	Ave	0.0277	0.0272		0.490	0.500	-2.0	20.0
PCB-1232 Peak 4	Ave	0.0114	0.0122		0.538	0.500	7.6	20.0
PCB-1232 Peak 5	Ave	0.0038	0.0041		0.541	0.500	8.2	20.0

FORM VII
PCBS CONTINUING CALIBRATION RETENTION TIME SUMMARY

Lab Name: TestAmerica Canton Job No.: 240-100018-2

SDG No.:

Lab Sample ID: ICV 240-343960/35 Calibration Date: 09/06/2018 00:36

Instrument ID: A2HP2 Calib Start Date: 09/05/2018 17:01

GC Column: CLP-1 (0.53mm) ID: 0.53(mm) Calib End Date: 09/05/2018 18:15

Lab File ID: P2090535.D

Analyte	RT	RT WINDOW	
		FROM	TO
PCB-1232 Peak 1	2.16	2.14	2.17
PCB-1232 Peak 2	2.49	2.47	2.51
PCB-1232 Peak 3	2.92	2.91	2.94
PCB-1232 Peak 4	3.05	3.03	3.07
PCB-1232 Peak 5	3.28	3.27	3.31

FORM VII
PCBS CONTINUING CALIBRATION DATA

Lab Name: TestAmerica Canton Job No.: 240-100018-2

SDG No.:

Lab Sample ID: ICV 240-343960/35 Calibration Date: 09/06/2018 00:36

Instrument ID: A2HP2 Calib Start Date: 09/05/2018 17:01

GC Column: CLP-2 (0.53mm) ID: 0.53(mm) Calib End Date: 09/05/2018 18:15

Lab File ID: P2090535.D Conc. Units: ng/uL

ANALYTE	CURVE TYPE	AVE RRF	RRF	MIN RRF	CALC AMOUNT	SPIKE AMOUNT	%D	MAX %D
PCB-1232 Peak 1	Ave	0.0187	0.0159		0.424	0.500	-15.1	20.0
PCB-1232 Peak 2	Ave	0.0152	0.0158		0.519	0.500	3.8	20.0
PCB-1232 Peak 3	Ave	0.0289	0.0267		0.461	0.500	-7.7	20.0
PCB-1232 Peak 4	Ave	0.0117	0.0111		0.474	0.500	-5.2	20.0
PCB-1232 Peak 5	Ave	0.0054	0.0052		0.473	0.500	-5.3	20.0

FORM VII
PCBS CONTINUING CALIBRATION RETENTION TIME SUMMARY

Lab Name: TestAmerica Canton Job No.: 240-100018-2

SDG No.:

Lab Sample ID: ICV 240-343960/35 Calibration Date: 09/06/2018 00:36

Instrument ID: A2HP2 Calib Start Date: 09/05/2018 17:01

GC Column: CLP-2 (0.53mm) ID: 0.53(mm) Calib End Date: 09/05/2018 18:15

Lab File ID: P2090535.D

Analyte	RT	RT WINDOW	
		FROM	TO
PCB-1232 Peak 1	2.68	2.66	2.70
PCB-1232 Peak 2	3.08	3.07	3.10
PCB-1232 Peak 3	3.53	3.51	3.55
PCB-1232 Peak 4	3.66	3.64	3.68
PCB-1232 Peak 5	3.90	3.88	3.92

FORM VII
PCBS CONTINUING CALIBRATION DATA

Lab Name: TestAmerica Canton Job No.: 240-100018-2

SDG No.:

Lab Sample ID: ICV 240-343960/36 Calibration Date: 09/06/2018 00:51

Instrument ID: A2HP2 Calib Start Date: 09/05/2018 18:30

GC Column: CLP-1 (0.53mm) ID: 0.53(mm) Calib End Date: 09/05/2018 19:43

Lab File ID: P2090536.D Conc. Units: ng/uL

ANALYTE	CURVE TYPE	AVE RRF	RRF	MIN RRF	CALC AMOUNT	SPIKE AMOUNT	%D	MAX %D
PCB-1242 Peak 1	Ave	0.0117	0.0109		0.466	0.500	-6.7	20.0
PCB-1242 Peak 2	Ave	0.0213	0.0203		0.475	0.500	-4.9	20.0
PCB-1242 Peak 3	Ave	0.0493	0.0481		0.487	0.500	-2.5	20.0
PCB-1242 Peak 4	Ave	0.0203	0.0211		0.518	0.500	3.7	20.0
PCB-1242 Peak 5	Ave	0.0078	0.0084		0.535	0.500	6.9	20.0

FORM VII
PCBS CONTINUING CALIBRATION RETENTION TIME SUMMARY

Lab Name: TestAmerica Canton Job No.: 240-100018-2

SDG No.:

Lab Sample ID: ICV 240-343960/36 Calibration Date: 09/06/2018 00:51

Instrument ID: A2HP2 Calib Start Date: 09/05/2018 18:30

GC Column: CLP-1 (0.53mm) ID: 0.53(mm) Calib End Date: 09/05/2018 19:43

Lab File ID: P2090536.D

Analyte	RT	RT WINDOW	
		FROM	TO
PCB-1242 Peak 1	2.16	2.14	2.18
PCB-1242 Peak 2	2.49	2.47	2.51
PCB-1242 Peak 3	2.92	2.91	2.95
PCB-1242 Peak 4	3.05	3.03	3.07
PCB-1242 Peak 5	3.29	3.27	3.31

FORM VII
PCBS CONTINUING CALIBRATION DATA

Lab Name: TestAmerica Canton Job No.: 240-100018-2

SDG No.:

Lab Sample ID: ICV 240-343960/36 Calibration Date: 09/06/2018 00:51

Instrument ID: A2HP2 Calib Start Date: 09/05/2018 18:30

GC Column: CLP-2 (0.53mm) ID: 0.53(mm) Calib End Date: 09/05/2018 19:43

Lab File ID: P2090536.D Conc. Units: ng/uL

ANALYTE	CURVE TYPE	AVE RRF	RRF	MIN RRF	CALC AMOUNT	SPIKE AMOUNT	%D	MAX %D
PCB-1242 Peak 1	Ave	0.0129	0.0120		0.464	0.500	-7.3	20.0
PCB-1242 Peak 2	Ave	0.0244	0.0248		0.508	0.500	1.5	20.0
PCB-1242 Peak 3	Ave	0.0501	0.0475		0.473	0.500	-5.3	20.0
PCB-1242 Peak 4	Ave	0.0206	0.0191		0.463	0.500	-7.4	20.0
PCB-1242 Peak 5	Ave	0.0108	0.0105		0.488	0.500	-2.5	20.0

FORM VII
PCBS CONTINUING CALIBRATION RETENTION TIME SUMMARY

Lab Name: TestAmerica Canton Job No.: 240-100018-2

SDG No.:

Lab Sample ID: ICV 240-343960/36 Calibration Date: 09/06/2018 00:51

Instrument ID: A2HP2 Calib Start Date: 09/05/2018 18:30

GC Column: CLP-2 (0.53mm) ID: 0.53(mm) Calib End Date: 09/05/2018 19:43

Lab File ID: P2090536.D

Analyte	RT	RT WINDOW	
		FROM	TO
PCB-1242 Peak 1	2.68	2.66	2.70
PCB-1242 Peak 2	3.09	3.07	3.10
PCB-1242 Peak 3	3.53	3.51	3.55
PCB-1242 Peak 4	3.66	3.64	3.68
PCB-1242 Peak 5	3.90	3.88	3.92

FORM VII
PCBS CONTINUING CALIBRATION DATA

Lab Name: TestAmerica Canton Job No.: 240-100018-2

SDG No.:

Lab Sample ID: ICV 240-343960/37 Calibration Date: 09/06/2018 01:05

Instrument ID: A2HP2 Calib Start Date: 09/05/2018 19:58

GC Column: CLP-1 (0.53mm) ID: 0.53(mm) Calib End Date: 09/05/2018 21:11

Lab File ID: P2090537.D Conc. Units: ng/uL

ANALYTE	CURVE TYPE	AVE RRF	RRF	MIN RRF	CALC AMOUNT	SPIKE AMOUNT	%D	MAX %D
PCB-1248 Peak 1	Ave	0.0109	0.0120		0.553	0.500	10.5	20.0
PCB-1248 Peak 2	Ave	0.0313	0.0367		0.586	0.500	17.2	20.0
PCB-1248 Peak 3	Ave	0.0288	0.0331		0.574	0.500	14.7	20.0
PCB-1248 Peak 4	Ave	0.0227	0.0277		0.611	0.500	22.3*	20.0
PCB-1248 Peak 5	Ave	0.0145	0.0158		0.543	0.500	8.5	20.0

Average %D 1248 14.64

FORM VII
PCBS CONTINUING CALIBRATION RETENTION TIME SUMMARY

Lab Name: TestAmerica Canton Job No.: 240-100018-2

SDG No.:

Lab Sample ID: ICV 240-343960/37 Calibration Date: 09/06/2018 01:05

Instrument ID: A2HP2 Calib Start Date: 09/05/2018 19:58

GC Column: CLP-1 (0.53mm) ID: 0.53(mm) Calib End Date: 09/05/2018 21:11

Lab File ID: P2090537.D

Analyte	RT	RT WINDOW	
		FROM	TO
PCB-1248 Peak 1	2.49	2.47	2.51
PCB-1248 Peak 2	3.44	3.42	3.46
PCB-1248 Peak 3	3.84	3.83	3.86
PCB-1248 Peak 4	4.05	4.03	4.07
PCB-1248 Peak 5	4.42	4.40	4.44

FORM VII
PCBS CONTINUING CALIBRATION DATA

Lab Name: TestAmerica Canton Job No.: 240-100018-2

SDG No.:

Lab Sample ID: ICV 240-343960/37 Calibration Date: 09/06/2018 01:05

Instrument ID: A2HP2 Calib Start Date: 09/05/2018 19:58

GC Column: CLP-2 (0.53mm) ID: 0.53(mm) Calib End Date: 09/05/2018 21:11

Lab File ID: P2090537.D Conc. Units: ng/uL

ANALYTE	CURVE TYPE	AVE RRF	RRF	MIN RRF	CALC AMOUNT	SPIKE AMOUNT	%D	MAX %D
PCB-1248 Peak 1	Ave	0.0134	0.0126		0.469	0.500	-6.2	20.0
PCB-1248 Peak 2	Ave	0.0328	0.0411		0.627	0.500	25.4*	20.0
PCB-1248 Peak 3	Ave	0.0234	0.0267		0.570	0.500	14.1	20.0
PCB-1248 Peak 4	Ave	0.0299	0.0372		0.621	0.500	24.3*	20.0
PCB-1248 Peak 5	Ave	0.0150	0.0164		0.549	0.500	9.8	20.0

Average %D 1248 13.48

FORM VII
PCBS CONTINUING CALIBRATION RETENTION TIME SUMMARY

Lab Name: TestAmerica Canton Job No.: 240-100018-2

SDG No.:

Lab Sample ID: ICV 240-343960/37 Calibration Date: 09/06/2018 01:05

Instrument ID: A2HP2 Calib Start Date: 09/05/2018 19:58

GC Column: CLP-2 (0.53mm) ID: 0.53(mm) Calib End Date: 09/05/2018 21:11

Lab File ID: P2090537.D

Analyte	RT	RT WINDOW	
		FROM	TO
PCB-1248 Peak 1	3.08	3.07	3.10
PCB-1248 Peak 2	3.53	3.51	3.55
PCB-1248 Peak 3	4.11	4.10	4.14
PCB-1248 Peak 4	4.53	4.51	4.55
PCB-1248 Peak 5	5.17	5.15	5.19

FORM VII
PCBS CONTINUING CALIBRATION DATA

Lab Name: TestAmerica Canton Job No.: 240-100018-2

SDG No.:

Lab Sample ID: ICV 240-343960/38 Calibration Date: 09/06/2018 01:20

Instrument ID: A2HP2 Calib Start Date: 09/05/2018 21:26

GC Column: CLP-1 (0.53mm) ID: 0.53(mm) Calib End Date: 09/05/2018 22:39

Lab File ID: P2090538.D Conc. Units: ng/uL

ANALYTE	CURVE TYPE	AVE RRF	RRF	MIN RRF	CALC AMOUNT	SPIKE AMOUNT	%D	MAX %D
PCB-1254 Peak 1	Ave	0.0230	0.0168		0.366	0.500	-26.8*	20.0
PCB-1254 Peak 2	Ave	0.0475	0.0470		0.494	0.500	-1.2	20.0
PCB-1254 Peak 3	Ave	0.0361	0.0354		0.490	0.500	-2.1	20.0
PCB-1254 Peak 4	Ave	0.0324	0.0338		0.521	0.500	4.3	20.0
PCB-1254 Peak 5	Ave	0.0485	0.0524		0.540	0.500	8.0	20.0

Average %D 1254 3.56

FORM VII
PCBS CONTINUING CALIBRATION RETENTION TIME SUMMARY

Lab Name: TestAmerica Canton Job No.: 240-100018-2

SDG No.:

Lab Sample ID: ICV 240-343960/38 Calibration Date: 09/06/2018 01:20

Instrument ID: A2HP2 Calib Start Date: 09/05/2018 21:26

GC Column: CLP-1 (0.53mm) ID: 0.53(mm) Calib End Date: 09/05/2018 22:39

Lab File ID: P2090538.D

Analyte	RT	RT WINDOW	
		FROM	TO
PCB-1254 Peak 1	3.80	3.78	3.82
PCB-1254 Peak 2	4.42	4.40	4.44
PCB-1254 Peak 3	4.70	4.68	4.72
PCB-1254 Peak 4	4.88	4.87	4.90
PCB-1254 Peak 5	5.15	5.13	5.17

FORM VII
PCBS CONTINUING CALIBRATION DATA

Lab Name: TestAmerica Canton Job No.: 240-100018-2

SDG No.:

Lab Sample ID: ICV 240-343960/38 Calibration Date: 09/06/2018 01:20

Instrument ID: A2HP2 Calib Start Date: 09/05/2018 21:26

GC Column: CLP-2 (0.53mm) ID: 0.53(mm) Calib End Date: 09/05/2018 22:39

Lab File ID: P2090538.D Conc. Units: ng/uL

ANALYTE	CURVE TYPE	AVE RRF	RRF	MIN RRF	CALC AMOUNT	SPIKE AMOUNT	%D	MAX %D
PCB-1254 Peak 1	Ave	0.0272	0.0262		0.480	0.500	-4.0	20.0
PCB-1254 Peak 2	Ave	0.0416	0.0414		0.498	0.500	-0.4	20.0
PCB-1254 Peak 3	Ave	0.0317	0.0321		0.507	0.500	1.4	20.0
PCB-1254 Peak 4	Ave	0.0339	0.0348		0.513	0.500	2.6	20.0
PCB-1254 Peak 5	Ave	0.0399	0.0423		0.530	0.500	5.9	20.0

FORM VII
PCBS CONTINUING CALIBRATION RETENTION TIME SUMMARY

Lab Name: TestAmerica Canton Job No.: 240-100018-2

SDG No.:

Lab Sample ID: ICV 240-343960/38 Calibration Date: 09/06/2018 01:20

Instrument ID: A2HP2 Calib Start Date: 09/05/2018 21:26

GC Column: CLP-2 (0.53mm) ID: 0.53(mm) Calib End Date: 09/05/2018 22:39

Lab File ID: P2090538.D

Analyte	RT	RT WINDOW	
		FROM	TO
PCB-1254 Peak 1	4.52	4.50	4.54
PCB-1254 Peak 2	5.17	5.15	5.19
PCB-1254 Peak 3	5.38	5.36	5.40
PCB-1254 Peak 4	5.69	5.67	5.71
PCB-1254 Peak 5	5.86	5.84	5.88

FORM VII
PCBS CONTINUING CALIBRATION DATA

Lab Name: TestAmerica Canton Job No.: 240-100018-2

SDG No.:

Lab Sample ID: ICV 240-343960/39 Calibration Date: 09/06/2018 01:34

Instrument ID: A2HP2 Calib Start Date: 09/05/2018 22:54

GC Column: CLP-1 (0.53mm) ID: 0.53(mm) Calib End Date: 09/06/2018 00:07

Lab File ID: P2090539.D Conc. Units: ng/uL

ANALYTE	CURVE TYPE	AVE RRF	RRF	MIN RRF	CALC AMOUNT	SPIKE AMOUNT	%D	MAX %D
PCB-1016 Peak 1	Ave	0.0141	0.0150		0.530	0.500	5.9	20.0
PCB-1016 Peak 2	Ave	0.0264	0.0269		0.508	0.500	1.7	20.0
PCB-1016 Peak 3	Ave	0.0608	0.0614		0.505	0.500	1.1	20.0
PCB-1016 Peak 4	Ave	0.0250	0.0262		0.523	0.500	4.7	20.0
PCB-1016 Peak 5	Ave	0.0246	0.0255		0.520	0.500	4.0	20.0
PCB-1260 Peak 1	Ave	0.0318	0.0356		0.559	0.500	11.8	20.0
PCB-1260 Peak 2	Ave	0.0548	0.0597		0.544	0.500	8.9	20.0
PCB-1260 Peak 3	Ave	0.0598	0.0643		0.537	0.500	7.4	20.0
PCB-1260 Peak 4	Ave	0.0916	0.1022		0.558	0.500	11.5	20.0
PCB-1260 Peak 5	Ave	0.0421	0.0471		0.560	0.500	11.9	20.0
Tetrachloro-m-xylene	Ave	0.8854	0.9590		0.0271	0.0250	8.3	20.0
DCB Decachlorobiphenyl	Ave	0.8253	0.8694		0.0263	0.0250	5.3	20.0

FORM VII
PCBS CONTINUING CALIBRATION RETENTION TIME SUMMARY

Lab Name: TestAmerica Canton Job No.: 240-100018-2

SDG No.:

Lab Sample ID: ICV 240-343960/39 Calibration Date: 09/06/2018 01:34

Instrument ID: A2HP2 Calib Start Date: 09/05/2018 22:54

GC Column: CLP-1 (0.53mm) ID: 0.53(mm) Calib End Date: 09/06/2018 00:07

Lab File ID: P2090539.D

Analyte	RT	RT WINDOW	
		FROM	TO
PCB-1016 Peak 1	2.16	2.14	2.17
PCB-1016 Peak 2	2.49	2.47	2.51
PCB-1016 Peak 3	2.93	2.91	2.94
PCB-1016 Peak 4	3.05	3.03	3.07
PCB-1016 Peak 5	3.44	3.42	3.46
PCB-1260 Peak 1	4.61	4.59	4.63
PCB-1260 Peak 2	4.88	4.87	4.90
PCB-1260 Peak 3	5.15	5.13	5.17
PCB-1260 Peak 4	5.77	5.75	5.78
PCB-1260 Peak 5	6.01	5.99	6.03
Tetrachloro-m-xylene	1.82	1.80	1.84
DCB Decachlorobiphenyl	6.94	6.92	6.95

FORM VII
PCBS CONTINUING CALIBRATION DATA

Lab Name: TestAmerica Canton Job No.: 240-100018-2

SDG No.:

Lab Sample ID: ICV 240-343960/39 Calibration Date: 09/06/2018 01:34

Instrument ID: A2HP2 Calib Start Date: 09/05/2018 22:54

GC Column: CLP-2 (0.53mm) ID: 0.53(mm) Calib End Date: 09/06/2018 00:07

Lab File ID: P2090539.D Conc. Units: ng/uL

ANALYTE	CURVE TYPE	AVE RRF	RRF	MIN RRF	CALC AMOUNT	SPIKE AMOUNT	%D	MAX %D
PCB-1016 Peak 1	Ave	0.0152	0.0170		0.559	0.500	11.7	20.0
PCB-1016 Peak 2	Ave	0.0301	0.0281		0.467	0.500	-6.6	20.0
PCB-1016 Peak 3	Ave	0.0633	0.0634		0.501	0.500	0.1	20.0
PCB-1016 Peak 4	Ave	0.0254	0.0270		0.531	0.500	6.2	20.0
PCB-1016 Peak 5	Ave	0.0138	0.0141		0.510	0.500	2.0	20.0
PCB-1260 Peak 1	Ave	0.0325	0.0324		0.498	0.500	-0.5	20.0
PCB-1260 Peak 2	Ave	0.0368	0.0394		0.535	0.500	7.1	20.0
PCB-1260 Peak 3	Ave	0.0324	0.0346		0.533	0.500	6.6	20.0
PCB-1260 Peak 4	Ave	0.0746	0.0804		0.539	0.500	7.8	20.0
PCB-1260 Peak 5	Ave	0.0514	0.0537		0.522	0.500	4.5	20.0
Tetrachloro-m-xylene	Ave	0.9414	1.036		0.0275	0.0250	10.1	20.0
DCB Decachlorobiphenyl	Ave	0.6610	0.7011		0.0265	0.0250	6.1	20.0

FORM VII
PCBS CONTINUING CALIBRATION RETENTION TIME SUMMARY

Lab Name: TestAmerica Canton Job No.: 240-100018-2

SDG No.:

Lab Sample ID: ICV 240-343960/39 Calibration Date: 09/06/2018 01:34

Instrument ID: A2HP2 Calib Start Date: 09/05/2018 22:54

GC Column: CLP-2 (0.53mm) ID: 0.53(mm) Calib End Date: 09/06/2018 00:07

Lab File ID: P2090539.D

Analyte	RT	RT WINDOW	
		FROM	TO
PCB-1016 Peak 1	2.68	2.66	2.70
PCB-1016 Peak 2	3.09	3.07	3.10
PCB-1016 Peak 3	3.53	3.51	3.55
PCB-1016 Peak 4	3.66	3.64	3.68
PCB-1016 Peak 5	3.90	3.88	3.92
PCB-1260 Peak 1	5.35	5.33	5.37
PCB-1260 Peak 2	5.55	5.53	5.56
PCB-1260 Peak 3	5.94	5.92	5.96
PCB-1260 Peak 4	6.41	6.39	6.43
PCB-1260 Peak 5	6.71	6.69	6.73
Tetrachloro-m-xylene	2.19	2.17	2.20
DCB Decachlorobiphenyl	7.64	7.63	7.66

FORM VII
PCBS CONTINUING CALIBRATION DATA

Lab Name: TestAmerica Canton Job No.: 240-100018-2

SDG No.:

Lab Sample ID: ICV 240-343960/40 Calibration Date: 09/06/2018 01:49

Instrument ID: A2HP2 Calib Start Date: 09/05/2018 17:01

GC Column: CLP-1 (0.53mm) ID: 0.53(mm) Calib End Date: 09/05/2018 18:15

Lab File ID: P2090540.D Conc. Units: ng/uL

ANALYTE	CURVE TYPE	AVE RRF	RRF	MIN RRF	CALC AMOUNT	SPIKE AMOUNT	%D	MAX %D
PCB-1262 Peak 1	Ave	0.0418	0.0378		0.452	0.500	-9.6	20.0
PCB-1262 Peak 2	Ave	0.0582	0.0519		0.447	0.500	-10.7	20.0
PCB-1262 Peak 3	Ave	0.0481	0.0430		0.447	0.500	-10.6	20.0
PCB-1262 Peak 4	Ave	0.1149	0.1043		0.454	0.500	-9.2	20.0
PCB-1262 Peak 5	Ave	0.0485	0.0429		0.443	0.500	-11.4	20.0

FORM VII
PCBS CONTINUING CALIBRATION RETENTION TIME SUMMARY

Lab Name: TestAmerica Canton Job No.: 240-100018-2

SDG No.:

Lab Sample ID: ICV 240-343960/40 Calibration Date: 09/06/2018 01:49

Instrument ID: A2HP2 Calib Start Date: 09/05/2018 17:01

GC Column: CLP-1 (0.53mm) ID: 0.53(mm) Calib End Date: 09/05/2018 18:15

Lab File ID: P2090540.D

Analyte	RT	RT WINDOW	
		FROM	TO
PCB-1262 Peak 1	4.88	4.86	4.90
PCB-1262 Peak 2	5.26	5.24	5.28
PCB-1262 Peak 3	5.48	5.46	5.50
PCB-1262 Peak 4	5.77	5.75	5.78
PCB-1262 Peak 5	6.05	6.03	6.06

FORM VII
PCBS CONTINUING CALIBRATION DATA

Lab Name: TestAmerica Canton Job No.: 240-100018-2

SDG No.:

Lab Sample ID: ICV 240-343960/40 Calibration Date: 09/06/2018 01:49

Instrument ID: A2HP2 Calib Start Date: 09/05/2018 17:01

GC Column: CLP-2 (0.53mm) ID: 0.53(mm) Calib End Date: 09/05/2018 18:15

Lab File ID: P2090540.D Conc. Units: ng/uL

ANALYTE	CURVE TYPE	AVE RRF	RRF	MIN RRF	CALC AMOUNT	SPIKE AMOUNT	%D	MAX %D
PCB-1262 Peak 1	Ave	0.0303	0.0277		0.457	0.500	-8.5	20.0
PCB-1262 Peak 2	Ave	0.0468	0.0436		0.466	0.500	-6.7	20.0
PCB-1262 Peak 3	Ave	0.0378	0.0351		0.465	0.500	-7.0	20.0
PCB-1262 Peak 4	Ave	0.0868	0.0803		0.463	0.500	-7.5	20.0
PCB-1262 Peak 5	Ave	0.0622	0.0576		0.463	0.500	-7.5	20.0

FORM VII
PCBS CONTINUING CALIBRATION RETENTION TIME SUMMARY

Lab Name: TestAmerica Canton Job No.: 240-100018-2

SDG No.:

Lab Sample ID: ICV 240-343960/40 Calibration Date: 09/06/2018 01:49

Instrument ID: A2HP2 Calib Start Date: 09/05/2018 17:01

GC Column: CLP-2 (0.53mm) ID: 0.53(mm) Calib End Date: 09/05/2018 18:15

Lab File ID: P2090540.D

Analyte	RT	RT WINDOW	
		FROM	TO
PCB-1262 Peak 1	5.55	5.53	5.56
PCB-1262 Peak 2	5.94	5.93	5.96
PCB-1262 Peak 3	6.19	6.18	6.21
PCB-1262 Peak 4	6.41	6.39	6.43
PCB-1262 Peak 5	6.71	6.69	6.73

FORM VII
PCBS CONTINUING CALIBRATION DATA

Lab Name: TestAmerica Canton Job No.: 240-100018-2

SDG No.:

Lab Sample ID: ICV 240-343960/41 Calibration Date: 09/06/2018 02:04

Instrument ID: A2HP2 Calib Start Date: 09/05/2018 18:30

GC Column: CLP-1 (0.53mm) ID: 0.53(mm) Calib End Date: 09/05/2018 19:43

Lab File ID: P2090541.D Conc. Units: ng/uL

ANALYTE	CURVE TYPE	AVE RRF	RRF	MIN RRF	CALC AMOUNT	SPIKE AMOUNT	%D	MAX %D
PCB-1268 Peak 1	Ave	0.1382	0.1557		0.563	0.500	12.7	20.0
PCB-1268 Peak 2	Ave	0.1294	0.1653		0.639	0.500	27.7*	20.0
PCB-1268 Peak 3	Ave	0.1121	0.1126		0.502	0.500	0.4	20.0
PCB-1268 Peak 4	Ave	0.0448	0.0514		0.574	0.500	14.7	20.0
PCB-1268 Peak 5	Ave	0.3308	0.3175		0.480	0.500	-4.0	20.0

Average %D 1268 10.3

FORM VII
PCBS CONTINUING CALIBRATION RETENTION TIME SUMMARY

Lab Name: TestAmerica Canton Job No.: 240-100018-2

SDG No.:

Lab Sample ID: ICV 240-343960/41 Calibration Date: 09/06/2018 02:04

Instrument ID: A2HP2 Calib Start Date: 09/05/2018 18:30

GC Column: CLP-1 (0.53mm) ID: 0.53(mm) Calib End Date: 09/05/2018 19:43

Lab File ID: P2090541.D

Analyte	RT	RT WINDOW	
		FROM	TO
PCB-1268 Peak 1	6.05	6.03	6.07
PCB-1268 Peak 2	6.08	6.06	6.10
PCB-1268 Peak 3	6.24	6.23	6.27
PCB-1268 Peak 4	6.55	6.53	6.57
PCB-1268 Peak 5	6.78	6.76	6.80

FORM VII
PCBS CONTINUING CALIBRATION DATA

Lab Name: TestAmerica Canton Job No.: 240-100018-2

SDG No.:

Lab Sample ID: ICV 240-343960/41 Calibration Date: 09/06/2018 02:04

Instrument ID: A2HP2 Calib Start Date: 09/05/2018 18:30

GC Column: CLP-2 (0.53mm) ID: 0.53(mm) Calib End Date: 09/05/2018 19:43

Lab File ID: P2090541.D Conc. Units: ng/uL

ANALYTE	CURVE TYPE	AVE RRF	RRF	MIN RRF	CALC AMOUNT	SPIKE AMOUNT	%D	MAX %D
PCB-1268 Peak 1	Ave	0.1031	0.1177		0.571	0.500	14.2	20.0
PCB-1268 Peak 2	Ave	0.0993	0.1247		0.628	0.500	25.6*	20.0
PCB-1268 Peak 3	Ave	0.0861	0.0866		0.503	0.500	0.6	20.0
PCB-1268 Peak 4	Ave	0.0353	0.0405		0.573	0.500	14.7	20.0
PCB-1268 Peak 5	Ave	0.2373	0.2264		0.477	0.500	-4.6	20.0

Average %D 1268 10.1

FORM VII
PCBS CONTINUING CALIBRATION RETENTION TIME SUMMARY

Lab Name: TestAmerica Canton Job No.: 240-100018-2

SDG No.:

Lab Sample ID: ICV 240-343960/41 Calibration Date: 09/06/2018 02:04

Instrument ID: A2HP2 Calib Start Date: 09/05/2018 18:30

GC Column: CLP-2 (0.53mm) ID: 0.53(mm) Calib End Date: 09/05/2018 19:43

Lab File ID: P2090541.D

Analyte	RT	RT WINDOW	
		FROM	TO
PCB-1268 Peak 1	6.71	6.69	6.73
PCB-1268 Peak 2	6.74	6.73	6.77
PCB-1268 Peak 3	6.95	6.93	6.97
PCB-1268 Peak 4	7.18	7.16	7.20
PCB-1268 Peak 5	7.44	7.42	7.46

FORM VII
PCBS CONTINUING CALIBRATION DATA

Lab Name: TestAmerica Canton Job No.: 240-100018-2

SDG No.:

Lab Sample ID: CCV 240-344482/3 Calibration Date: 09/10/2018 12:32

Instrument ID: A2HP2 Calib Start Date: 09/05/2018 22:54

GC Column: CLP-2 (0.53mm) ID: 0.53(mm) Calib End Date: 09/06/2018 00:07

Lab File ID: P2091003.D Conc. Units: ng/uL

ANALYTE	CURVE TYPE	AVE RRF	RRF	MIN RRF	CALC AMOUNT	SPIKE AMOUNT	%D	MAX %D
PCB-1016 Peak 1	Ave	0.0152	0.0152		0.498	0.500	-0.3	20.0
PCB-1016 Peak 2	Ave	0.0301	0.0292		0.486	0.500	-2.9	20.0
PCB-1016 Peak 3	Ave	0.0633	0.0636		0.502	0.500	0.4	20.0
PCB-1016 Peak 4	Ave	0.0254	0.0261		0.514	0.500	2.7	20.0
PCB-1016 Peak 5	Ave	0.0138	0.0140		0.506	0.500	1.3	20.0
PCB-1260 Peak 1	Ave	0.0325	0.0338		0.519	0.500	3.8	20.0
PCB-1260 Peak 2	Ave	0.0368	0.0384		0.521	0.500	4.2	20.0
PCB-1260 Peak 3	Ave	0.0324	0.0336		0.518	0.500	3.6	20.0
PCB-1260 Peak 4	Ave	0.0746	0.0788		0.529	0.500	5.7	20.0
PCB-1260 Peak 5	Ave	0.0514	0.0547		0.531	0.500	6.3	20.0
Tetrachloro-m-xylene	Ave	0.9414	0.9439		0.0251	0.0250	0.3	20.0
DCB Decachlorobiphenyl	Ave	0.6610	0.6659		0.0252	0.0250	0.7	20.0

FORM VII
PCBS CONTINUING CALIBRATION RETENTION TIME SUMMARY

Lab Name: TestAmerica Canton Job No.: 240-100018-2

SDG No.:

Lab Sample ID: CCV 240-344482/3 Calibration Date: 09/10/2018 12:32

Instrument ID: A2HP2 Calib Start Date: 09/05/2018 22:54

GC Column: CLP-2 (0.53mm) ID: 0.53(mm) Calib End Date: 09/06/2018 00:07

Lab File ID: P2091003.D

Analyte	RT	RT WINDOW	
		FROM	TO
PCB-1016 Peak 1	2.67	2.65	2.69
PCB-1016 Peak 2	3.07	3.05	3.09
PCB-1016 Peak 3	3.52	3.50	3.54
PCB-1016 Peak 4	3.65	3.63	3.67
PCB-1016 Peak 5	3.89	3.87	3.91
PCB-1260 Peak 1	5.33	5.32	5.35
PCB-1260 Peak 2	5.53	5.51	5.55
PCB-1260 Peak 3	5.93	5.91	5.95
PCB-1260 Peak 4	6.40	6.38	6.42
PCB-1260 Peak 5	6.70	6.68	6.72
Tetrachloro-m-xylene	2.17	2.16	2.19
DCB Decachlorobiphenyl	7.63	7.61	7.65

FORM VII
PCBS CONTINUING CALIBRATION DATA

Lab Name: TestAmerica Canton Job No.: 240-100018-2

SDG No.:

Lab Sample ID: CCV 240-344482/4 Calibration Date: 09/10/2018 12:46

Instrument ID: A2HP2 Calib Start Date: 09/05/2018 17:01

GC Column: CLP-2 (0.53mm) ID: 0.53(mm) Calib End Date: 09/05/2018 18:15

Lab File ID: P2091004.D Conc. Units: ng/uL

ANALYTE	CURVE TYPE	AVE RRF	RRF	MIN RRF	CALC AMOUNT	SPIKE AMOUNT	%D	MAX %D
PCB-1232 Peak 1	Ave	0.0187	0.0183		0.490	0.500	-2.1	20.0
PCB-1232 Peak 2	Ave	0.0152	0.0148		0.487	0.500	-2.6	20.0
PCB-1232 Peak 3	Ave	0.0289	0.0294		0.509	0.500	1.8	20.0
PCB-1232 Peak 4	Ave	0.0117	0.0122		0.520	0.500	3.9	20.0
PCB-1232 Peak 5	Ave	0.0054	0.0059		0.544	0.500	8.8	20.0
PCB-1262 Peak 1	Ave	0.0303	0.0323		0.532	0.500	6.5	20.0
PCB-1262 Peak 2	Ave	0.0468	0.0492		0.526	0.500	5.2	20.0
PCB-1262 Peak 3	Ave	0.0378	0.0403		0.533	0.500	6.5	20.0
PCB-1262 Peak 4	Ave	0.0868	0.0921		0.530	0.500	6.1	20.0
PCB-1262 Peak 5	Ave	0.0622	0.0661		0.531	0.500	6.2	20.0

FORM VII
PCBS CONTINUING CALIBRATION RETENTION TIME SUMMARY

Lab Name: TestAmerica Canton Job No.: 240-100018-2

SDG No.:

Lab Sample ID: CCV 240-344482/4 Calibration Date: 09/10/2018 12:46

Instrument ID: A2HP2 Calib Start Date: 09/05/2018 17:01

GC Column: CLP-2 (0.53mm) ID: 0.53(mm) Calib End Date: 09/05/2018 18:15

Lab File ID: P2091004.D

Analyte	RT	RT WINDOW	
		FROM	TO
PCB-1232 Peak 1	2.67	2.65	2.69
PCB-1232 Peak 2	3.07	3.05	3.09
PCB-1232 Peak 3	3.52	3.50	3.54
PCB-1232 Peak 4	3.65	3.63	3.67
PCB-1232 Peak 5	3.89	3.87	3.91
PCB-1262 Peak 1	5.53	5.51	5.55
PCB-1262 Peak 2	5.93	5.91	5.95
PCB-1262 Peak 3	6.18	6.16	6.20
PCB-1262 Peak 4	6.40	6.38	6.42
PCB-1262 Peak 5	6.70	6.68	6.71

FORM VII
PCBS CONTINUING CALIBRATION DATA

Lab Name: TestAmerica Canton Job No.: 240-100018-2

SDG No.:

Lab Sample ID: CCV 240-344482/5 Calibration Date: 09/10/2018 13:01

Instrument ID: A2HP2 Calib Start Date: 09/05/2018 18:30

GC Column: CLP-2 (0.53mm) ID: 0.53(mm) Calib End Date: 09/05/2018 19:43

Lab File ID: P2091005.D Conc. Units: ng/uL

ANALYTE	CURVE TYPE	AVE RRF	RRF	MIN RRF	CALC AMOUNT	SPIKE AMOUNT	%D	MAX %D
PCB-1242 Peak 1	Ave	0.0129	0.0127		0.492	0.500	-1.5	20.0
PCB-1242 Peak 2	Ave	0.0244	0.0234		0.479	0.500	-4.1	20.0
PCB-1242 Peak 3	Ave	0.0501	0.0507		0.506	0.500	1.1	20.0
PCB-1242 Peak 4	Ave	0.0206	0.0208		0.505	0.500	0.9	20.0
PCB-1242 Peak 5	Ave	0.0108	0.0114		0.527	0.500	5.4	20.0
PCB-1268 Peak 1	Ave	0.1031	0.1069		0.518	0.500	3.7	20.0
PCB-1268 Peak 2	Ave	0.0993	0.1027		0.517	0.500	3.4	20.0
PCB-1268 Peak 3	Ave	0.0861	0.0880		0.511	0.500	2.2	20.0
PCB-1268 Peak 4	Ave	0.0353	0.0365		0.517	0.500	3.4	20.0
PCB-1268 Peak 5	Ave	0.2373	0.2429		0.512	0.500	2.3	20.0

FORM VII
PCBS CONTINUING CALIBRATION RETENTION TIME SUMMARY

Lab Name: TestAmerica Canton Job No.: 240-100018-2

SDG No.:

Lab Sample ID: CCV 240-344482/5 Calibration Date: 09/10/2018 13:01

Instrument ID: A2HP2 Calib Start Date: 09/05/2018 18:30

GC Column: CLP-2 (0.53mm) ID: 0.53(mm) Calib End Date: 09/05/2018 19:43

Lab File ID: P2091005.D

Analyte	RT	RT WINDOW	
		FROM	TO
PCB-1242 Peak 1	2.67	2.65	2.69
PCB-1242 Peak 2	3.07	3.05	3.09
PCB-1242 Peak 3	3.52	3.50	3.54
PCB-1242 Peak 4	3.65	3.63	3.67
PCB-1242 Peak 5	3.89	3.87	3.91
PCB-1268 Peak 1	6.69	6.68	6.71
PCB-1268 Peak 2	6.73	6.71	6.75
PCB-1268 Peak 3	6.94	6.92	6.96
PCB-1268 Peak 4	7.17	7.15	7.19
PCB-1268 Peak 5	7.43	7.41	7.45

FORM VII
PCBS CONTINUING CALIBRATION DATA

Lab Name: TestAmerica Canton Job No.: 240-100018-2

SDG No.:

Lab Sample ID: CCV 240-344482/6 Calibration Date: 09/10/2018 13:15

Instrument ID: A2HP2 Calib Start Date: 09/05/2018 19:58

GC Column: CLP-2 (0.53mm) ID: 0.53(mm) Calib End Date: 09/05/2018 21:11

Lab File ID: P2091006.D Conc. Units: ng/uL

ANALYTE	CURVE TYPE	AVE RRF	RRF	MIN RRF	CALC AMOUNT	SPIKE AMOUNT	%D	MAX %D
PCB-1248 Peak 1	Ave	0.0134	0.0130		0.484	0.500	-3.2	20.0
PCB-1248 Peak 2	Ave	0.0328	0.0333		0.508	0.500	1.6	20.0
PCB-1248 Peak 3	Ave	0.0234	0.0241		0.516	0.500	3.2	20.0
PCB-1248 Peak 4	Ave	0.0299	0.0311		0.520	0.500	3.9	20.0
PCB-1248 Peak 5	Ave	0.0150	0.0159		0.531	0.500	6.3	20.0

FORM VII
PCBS CONTINUING CALIBRATION RETENTION TIME SUMMARY

Lab Name: TestAmerica Canton Job No.: 240-100018-2

SDG No.:

Lab Sample ID: CCV 240-344482/6 Calibration Date: 09/10/2018 13:15

Instrument ID: A2HP2 Calib Start Date: 09/05/2018 19:58

GC Column: CLP-2 (0.53mm) ID: 0.53(mm) Calib End Date: 09/05/2018 21:11

Lab File ID: P2091006.D

Analyte	RT	RT WINDOW	
		FROM	TO
PCB-1248 Peak 1	3.07	3.05	3.09
PCB-1248 Peak 2	3.52	3.50	3.53
PCB-1248 Peak 3	4.10	4.08	4.12
PCB-1248 Peak 4	4.51	4.49	4.53
PCB-1248 Peak 5	5.15	5.13	5.17

FORM VII
PCBS CONTINUING CALIBRATION DATA

Lab Name: TestAmerica Canton Job No.: 240-100018-2

SDG No.:

Lab Sample ID: CCV 240-344482/7 Calibration Date: 09/10/2018 13:30

Instrument ID: A2HP2 Calib Start Date: 09/05/2018 21:26

GC Column: CLP-2 (0.53mm) ID: 0.53(mm) Calib End Date: 09/05/2018 22:39

Lab File ID: P2091007.D Conc. Units: ng/uL

ANALYTE	CURVE TYPE	AVE RRF	RRF	MIN RRF	CALC AMOUNT	SPIKE AMOUNT	%D	MAX %D
PCB-1221 Peak 1	Lin1		0.0096		0.520	0.500	3.9	20.0
PCB-1221 Peak 2	Ave	0.0062	0.0061		0.492	0.500	-1.7	20.0
PCB-1221 Peak 3	Ave	0.0227	0.0223		0.491	0.500	-1.7	20.0
PCB-1254 Peak 1	Ave	0.0272	0.0277		0.507	0.500	1.5	20.0
PCB-1254 Peak 2	Ave	0.0416	0.0452		0.543	0.500	8.6	20.0
PCB-1254 Peak 3	Ave	0.0317	0.0343		0.542	0.500	8.5	20.0
PCB-1254 Peak 4	Ave	0.0339	0.0364		0.536	0.500	7.3	20.0
PCB-1254 Peak 5	Ave	0.0399	0.0430		0.538	0.500	7.5	20.0

FORM VII
PCBS CONTINUING CALIBRATION RETENTION TIME SUMMARY

Lab Name: TestAmerica Canton Job No.: 240-100018-2

SDG No.:

Lab Sample ID: CCV 240-344482/7 Calibration Date: 09/10/2018 13:30

Instrument ID: A2HP2 Calib Start Date: 09/05/2018 21:26

GC Column: CLP-2 (0.53mm) ID: 0.53(mm) Calib End Date: 09/05/2018 22:39

Lab File ID: P2091007.D

Analyte	RT	RT WINDOW	
		FROM	TO
PCB-1221 Peak 1	2.47	2.45	2.49
PCB-1221 Peak 2	2.61	2.59	2.63
PCB-1221 Peak 3	2.67	2.65	2.69
PCB-1254 Peak 1	4.51	4.49	4.53
PCB-1254 Peak 2	5.15	5.13	5.17
PCB-1254 Peak 3	5.37	5.35	5.39
PCB-1254 Peak 4	5.68	5.66	5.70
PCB-1254 Peak 5	5.85	5.83	5.87

PCBS ANALYSIS RUN LOG

Lab Name: TestAmerica Canton Job No.: 240-100018-2

SDG No.:

Instrument ID: A2HP2 Start Date: 09/05/2018 17:01

Analysis Batch Number: 343960 End Date: 09/06/2018 02:04

LAB SAMPLE ID	CLIENT SAMPLE ID	DATE ANALYZED	DILUTION FACTOR	LAB FILE ID	COLUMN ID
STD005 240-343960/4 IC		09/05/2018 17:01	1	P2090504.D	CLP-1 (0.53mm) 0.53(mm)
STD005 240-343960/4 IC		09/05/2018 17:01	1	P2090504.D	CLP-2 (0.53mm) 0.53(mm)
STD01 240-343960/5 IC		09/05/2018 17:16	1	P2090505.D	CLP-1 (0.53mm) 0.53(mm)
STD01 240-343960/5 IC		09/05/2018 17:16	1	P2090505.D	CLP-2 (0.53mm) 0.53(mm)
STD02 240-343960/6 IC		09/05/2018 17:31	1	P2090506.D	CLP-1 (0.53mm) 0.53(mm)
STD02 240-343960/6 IC		09/05/2018 17:31	1	P2090506.D	CLP-2 (0.53mm) 0.53(mm)
STD05 240-343960/7 IC		09/05/2018 17:46	1	P2090507.D	CLP-1 (0.53mm) 0.53(mm)
STD05 240-343960/7 IC		09/05/2018 17:46	1	P2090507.D	CLP-2 (0.53mm) 0.53(mm)
STD1 240-343960/8 IC		09/05/2018 18:00	1	P2090508.D	CLP-1 (0.53mm) 0.53(mm)
STD1 240-343960/8 IC		09/05/2018 18:00	1	P2090508.D	CLP-2 (0.53mm) 0.53(mm)
STD15 240-343960/9 IC		09/05/2018 18:15	1	P2090509.D	CLP-1 (0.53mm) 0.53(mm)
STD15 240-343960/9 IC		09/05/2018 18:15	1	P2090509.D	CLP-2 (0.53mm) 0.53(mm)
STD005 240-343960/10 IC		09/05/2018 18:30	1	P2090510.D	CLP-1 (0.53mm) 0.53(mm)
STD005 240-343960/10 IC		09/05/2018 18:30	1	P2090510.D	CLP-2 (0.53mm) 0.53(mm)
STD01 240-343960/11 IC		09/05/2018 18:44	1	P2090511.D	CLP-1 (0.53mm) 0.53(mm)
STD01 240-343960/11 IC		09/05/2018 18:44	1	P2090511.D	CLP-2 (0.53mm) 0.53(mm)
STD02 240-343960/12 IC		09/05/2018 18:59	1	P2090512.D	CLP-1 (0.53mm) 0.53(mm)
STD02 240-343960/12 IC		09/05/2018 18:59	1	P2090512.D	CLP-2 (0.53mm) 0.53(mm)
STD05 240-343960/13 IC		09/05/2018 19:14	1	P2090513.D	CLP-1 (0.53mm) 0.53(mm)
STD05 240-343960/13 IC		09/05/2018 19:14	1	P2090513.D	CLP-2 (0.53mm) 0.53(mm)
STD1 240-343960/14 IC		09/05/2018 19:29	1	P2090514.D	CLP-1 (0.53mm) 0.53(mm)
STD1 240-343960/14 IC		09/05/2018 19:29	1	P2090514.D	CLP-2 (0.53mm) 0.53(mm)
STD15 240-343960/15 IC		09/05/2018 19:43	1	P2090515.D	CLP-1 (0.53mm) 0.53(mm)
STD15 240-343960/15 IC		09/05/2018 19:43	1	P2090515.D	CLP-2 (0.53mm) 0.53(mm)
STD005 240-343960/16 IC		09/05/2018 19:58	1	P2090516.D	CLP-1 (0.53mm) 0.53(mm)
STD005 240-343960/16 IC		09/05/2018 19:58	1	P2090516.D	CLP-2 (0.53mm) 0.53(mm)
STD01 240-343960/17 IC		09/05/2018 20:13	1	P2090517.D	CLP-1 (0.53mm) 0.53(mm)
STD01 240-343960/17 IC		09/05/2018 20:13	1	P2090517.D	CLP-2 (0.53mm) 0.53(mm)
STD02 240-343960/18 IC		09/05/2018 20:27	1	P2090518.D	CLP-1 (0.53mm) 0.53(mm)
STD02 240-343960/18 IC		09/05/2018 20:27	1	P2090518.D	CLP-2 (0.53mm) 0.53(mm)
STD05 240-343960/19 IC		09/05/2018 20:42	1	P2090519.D	CLP-1 (0.53mm) 0.53(mm)
STD05 240-343960/19 IC		09/05/2018 20:42	1	P2090519.D	CLP-2 (0.53mm) 0.53(mm)

PCBS ANALYSIS RUN LOG

Lab Name: TestAmerica Canton Job No.: 240-100018-2

SDG No.:

Instrument ID: A2HP2 Start Date: 09/05/2018 17:01

Analysis Batch Number: 343960 End Date: 09/06/2018 02:04

LAB SAMPLE ID	CLIENT SAMPLE ID	DATE ANALYZED	DILUTION FACTOR	LAB FILE ID	COLUMN ID
STD1 240-343960/20 IC		09/05/2018 20:57	1	P2090520.D	CLP-1 (0.53mm) 0.53(mm)
STD1 240-343960/20 IC		09/05/2018 20:57	1	P2090520.D	CLP-2 (0.53mm) 0.53(mm)
STD15 240-343960/21 IC		09/05/2018 21:11	1	P2090521.D	CLP-1 (0.53mm) 0.53(mm)
STD15 240-343960/21 IC		09/05/2018 21:11	1	P2090521.D	CLP-2 (0.53mm) 0.53(mm)
STD005 240-343960/22 IC		09/05/2018 21:26	1	P2090522.D	CLP-1 (0.53mm) 0.53(mm)
STD005 240-343960/22 IC		09/05/2018 21:26	1	P2090522.D	CLP-2 (0.53mm) 0.53(mm)
STD01 240-343960/23 IC		09/05/2018 21:41	1	P2090523.D	CLP-1 (0.53mm) 0.53(mm)
STD01 240-343960/23 IC		09/05/2018 21:41	1	P2090523.D	CLP-2 (0.53mm) 0.53(mm)
STD02 240-343960/24 IC		09/05/2018 21:55	1	P2090524.D	CLP-1 (0.53mm) 0.53(mm)
STD02 240-343960/24 IC		09/05/2018 21:55	1	P2090524.D	CLP-2 (0.53mm) 0.53(mm)
STD05 240-343960/25 IC		09/05/2018 22:10	1	P2090525.D	CLP-1 (0.53mm) 0.53(mm)
STD05 240-343960/25 IC		09/05/2018 22:10	1	P2090525.D	CLP-2 (0.53mm) 0.53(mm)
STD1 240-343960/26 IC		09/05/2018 22:25	1	P2090526.D	CLP-1 (0.53mm) 0.53(mm)
STD1 240-343960/26 IC		09/05/2018 22:25	1	P2090526.D	CLP-2 (0.53mm) 0.53(mm)
STD15 240-343960/27 IC		09/05/2018 22:39	1	P2090527.D	CLP-1 (0.53mm) 0.53(mm)
STD15 240-343960/27 IC		09/05/2018 22:39	1	P2090527.D	CLP-2 (0.53mm) 0.53(mm)
STD005 240-343960/28 IC		09/05/2018 22:54	1	P2090528.D	CLP-1 (0.53mm) 0.53(mm)
STD005 240-343960/28 IC		09/05/2018 22:54	1	P2090528.D	CLP-2 (0.53mm) 0.53(mm)
STD01 240-343960/29 IC		09/05/2018 23:09	1	P2090529.D	CLP-1 (0.53mm) 0.53(mm)
STD01 240-343960/29 IC		09/05/2018 23:09	1	P2090529.D	CLP-2 (0.53mm) 0.53(mm)
STD02 240-343960/30 IC		09/05/2018 23:23	1	P2090530.D	CLP-1 (0.53mm) 0.53(mm)
STD02 240-343960/30 IC		09/05/2018 23:23	1	P2090530.D	CLP-2 (0.53mm) 0.53(mm)
STD05 240-343960/31 ICIS		09/05/2018 23:38	1	P2090531.D	CLP-1 (0.53mm) 0.53(mm)
STD05 240-343960/31 ICIS		09/05/2018 23:38	1	P2090531.D	CLP-2 (0.53mm) 0.53(mm)
STD1 240-343960/32 IC		09/05/2018 23:52	1	P2090532.D	CLP-1 (0.53mm) 0.53(mm)
STD1 240-343960/32 IC		09/05/2018 23:52	1	P2090532.D	CLP-2 (0.53mm) 0.53(mm)
STD15 240-343960/33 IC		09/06/2018 00:07	1	P2090533.D	CLP-1 (0.53mm) 0.53(mm)
STD15 240-343960/33 IC		09/06/2018 00:07	1	P2090533.D	CLP-2 (0.53mm) 0.53(mm)
ICV 240-343960/34		09/06/2018 00:22	1	P2090534.D	CLP-1 (0.53mm) 0.53(mm)
ICV 240-343960/34		09/06/2018 00:22	1	P2090534.D	CLP-2 (0.53mm) 0.53(mm)
ICV 240-343960/35		09/06/2018 00:36	1	P2090535.D	CLP-1 (0.53mm) 0.53(mm)
ICV 240-343960/35		09/06/2018 00:36	1	P2090535.D	CLP-2 (0.53mm) 0.53(mm)
ICV 240-343960/36		09/06/2018 00:51	1	P2090536.D	CLP-1 (0.53mm) 0.53(mm)

PCBS ANALYSIS RUN LOG

Lab Name: TestAmerica Canton Job No.: 240-100018-2

SDG No.:

Instrument ID: A2HP2 Start Date: 09/05/2018 17:01

Analysis Batch Number: 343960 End Date: 09/06/2018 02:04

LAB SAMPLE ID	CLIENT SAMPLE ID	DATE ANALYZED	DILUTION FACTOR	LAB FILE ID	COLUMN ID
ICV 240-343960/36		09/06/2018 00:51	1	P2090536.D	CLP-2 (0.53mm) 0.53(mm)
ICV 240-343960/37		09/06/2018 01:05	1	P2090537.D	CLP-1 (0.53mm) 0.53(mm)
ICV 240-343960/37		09/06/2018 01:05	1	P2090537.D	CLP-2 (0.53mm) 0.53(mm)
ICV 240-343960/38		09/06/2018 01:20	1	P2090538.D	CLP-1 (0.53mm) 0.53(mm)
ICV 240-343960/38		09/06/2018 01:20	1	P2090538.D	CLP-2 (0.53mm) 0.53(mm)
ICV 240-343960/39		09/06/2018 01:34	1	P2090539.D	CLP-1 (0.53mm) 0.53(mm)
ICV 240-343960/39		09/06/2018 01:34	1	P2090539.D	CLP-2 (0.53mm) 0.53(mm)
ICV 240-343960/40		09/06/2018 01:49	1	P2090540.D	CLP-1 (0.53mm) 0.53(mm)
ICV 240-343960/40		09/06/2018 01:49	1	P2090540.D	CLP-2 (0.53mm) 0.53(mm)
ICV 240-343960/41		09/06/2018 02:04	1	P2090541.D	CLP-1 (0.53mm) 0.53(mm)
ICV 240-343960/41		09/06/2018 02:04	1	P2090541.D	CLP-2 (0.53mm) 0.53(mm)

PCBS ANALYSIS RUN LOG

Lab Name: TestAmerica Canton Job No.: 240-100018-2

SDG No.:

Instrument ID: A2HP2 Start Date: 09/10/2018 12:32

Analysis Batch Number: 344482 End Date: 09/10/2018 16:38

LAB SAMPLE ID	CLIENT SAMPLE ID	DATE ANALYZED	DILUTION FACTOR	LAB FILE ID	COLUMN ID
CCV 240-344482/3 CCVIS		09/10/2018 12:32	1		CLP-1 (0.53mm) 0.53(mm)
CCV 240-344482/3 CCVIS		09/10/2018 12:32	1	P2091003.D	CLP-2 (0.53mm) 0.53(mm)
CCV 240-344482/4		09/10/2018 12:46	1		CLP-1 (0.53mm) 0.53(mm)
CCV 240-344482/4		09/10/2018 12:46	1	P2091004.D	CLP-2 (0.53mm) 0.53(mm)
CCV 240-344482/5		09/10/2018 13:01	1		CLP-1 (0.53mm) 0.53(mm)
CCV 240-344482/5		09/10/2018 13:01	1	P2091005.D	CLP-2 (0.53mm) 0.53(mm)
CCV 240-344482/6		09/10/2018 13:15	1		CLP-1 (0.53mm) 0.53(mm)
CCV 240-344482/6		09/10/2018 13:15	1	P2091006.D	CLP-2 (0.53mm) 0.53(mm)
CCV 240-344482/7		09/10/2018 13:30	1		CLP-1 (0.53mm) 0.53(mm)
CCV 240-344482/7		09/10/2018 13:30	1	P2091007.D	CLP-2 (0.53mm) 0.53(mm)
ZZZZZ		09/10/2018 14:13	1		CLP-1 (0.53mm) 0.53(mm)
ZZZZZ		09/10/2018 14:13	1		CLP-2 (0.53mm) 0.53(mm)
ZZZZZ		09/10/2018 14:27	1		CLP-1 (0.53mm) 0.53(mm)
ZZZZZ		09/10/2018 14:27	1		CLP-2 (0.53mm) 0.53(mm)
ZZZZZ		09/10/2018 14:42	1		CLP-1 (0.53mm) 0.53(mm)
ZZZZZ		09/10/2018 14:42	1		CLP-2 (0.53mm) 0.53(mm)
ZZZZZ		09/10/2018 14:57	1		CLP-1 (0.53mm) 0.53(mm)
ZZZZZ		09/10/2018 14:57	1		CLP-2 (0.53mm) 0.53(mm)
ZZZZZ		09/10/2018 15:11	1		CLP-1 (0.53mm) 0.53(mm)
ZZZZZ		09/10/2018 15:11	1		CLP-2 (0.53mm) 0.53(mm)
ZZZZZ		09/10/2018 15:26	1		CLP-1 (0.53mm) 0.53(mm)
ZZZZZ		09/10/2018 15:26	1		CLP-2 (0.53mm) 0.53(mm)
ZZZZZ		09/10/2018 15:40	1		CLP-1 (0.53mm) 0.53(mm)
ZZZZZ		09/10/2018 15:40	1		CLP-2 (0.53mm) 0.53(mm)
240-100018-33		09/10/2018 15:55	1	P2091017.D	CLP-1 (0.53mm) 0.53(mm)
240-100018-33		09/10/2018 15:55	1	P2091017.D	CLP-2 (0.53mm) 0.53(mm)
240-100018-36		09/10/2018 16:09	1	P2091018.D	CLP-1 (0.53mm) 0.53(mm)
240-100018-36		09/10/2018 16:09	1	P2091018.D	CLP-2 (0.53mm) 0.53(mm)
MB 240-344466/9-A		09/10/2018 16:24	1	P2091019.D	CLP-1 (0.53mm) 0.53(mm)
MB 240-344466/9-A		09/10/2018 16:24	1	P2091019.D	CLP-2 (0.53mm) 0.53(mm)
LCS 240-344466/10-A		09/10/2018 16:38	1	P2091020.D	CLP-1 (0.53mm) 0.53(mm)
LCS 240-344466/10-A		09/10/2018 16:38	1	P2091020.D	CLP-2 (0.53mm) 0.53(mm)

PCBS BATCH WORKSHEET

Lab Name: TestAmerica Canton Job No.: 240-100018-2

SDG No.:

Batch Number: 344466 Batch Start Date: 09/09/18 15:00 Batch Analyst: Thabet, Ahmed

Batch Method: 3540C Batch End Date: 09/10/18 07:00

Lab Sample ID	Client Sample ID	Method Chain	Basis	InitialAmount	FinalAmount	ex10PPMSPK 00042	ex2/.2SURRW 00112	AnalysisComment	
MB 240-344466/9		3540C, 8082A		10 g	10 mL		1 mL		
LCS 240-344466/10		3540C, 8082A		10 g	10 mL	1 mL	1 mL		
240-100018-B-33	CPP-SB-1828-1-2	3540C, 8082A	T	10.12 g	10 mL		1 mL	High PCBs	
240-100018-B-36	CPP-SB-1829-1-2	3540C, 8082A	T	10.12 g	10 mL		1 mL	High PCBs	

Batch Notes	
Acid used for Clean Up ID	3623292
Balance ID	1339908
Analyst ID - Concentration	JESSICATRUSHEL ELIZABETHBORDER
Analyst ID - Extraction	AT
Na2SO4 ID	2548158
Prep Solvent ID	3776448
Analyst ID - Spike Analyst	AT

Basis	Basis Description
T	Total/NA

The pound sign (#) in the amount added field denotes that the reagent was used undiluted. All calculations are performed using the stated concentration for this reagent.

CASE NARRATIVE

Client: Tetra Tech, Inc.

Project: MRC Chesapeake Park Plaza

Report Number: 240-100062-2

With the exceptions noted as flags or footnotes, standard analytical protocols were followed in the analysis of the samples and no problems were encountered or anomalies observed. In addition all laboratory quality control samples were within established control limits, with any exceptions noted below. Each sample was analyzed to achieve the lowest possible reporting limit within the constraints of the method. In some cases, due to interference or analytes present at high concentrations, samples were diluted. For diluted samples, the reporting limits are adjusted relative to the dilution required.

TestAmerica Canton attests to the validity of the laboratory data generated by TestAmerica facilities reported herein. All analyses performed by TestAmerica facilities were done using established laboratory SOPs that incorporate QA/QC procedures described in the application methods. TestAmerica's operations groups have reviewed the data for compliance with the laboratory QA/QC plan, and data have been found to be compliant with laboratory protocols unless otherwise noted below.

The test results in this report meet all NELAP requirements for parameters for which accreditation is required or available. Any exceptions to NELAP requirements are noted in this report. Pursuant to NELAP, this report may not be reproduced, except in full, without the written approval of the laboratory.

Calculations are performed before rounding to avoid round-off errors in calculated results.

All holding times were met and proper preservation noted for the methods performed on these samples, unless otherwise detailed in the individual sections below.

All solid sample results are reported on an "as received" basis unless otherwise indicated by the presence of a % solids value in the method header.

This laboratory report is confidential and is intended for the sole use of TestAmerica and its client.

RECEIPT

The samples were received on 8/18/2018 9:45 AM; the samples arrived in good condition, properly preserved and, where required, on ice. The temperatures of the 2 coolers at receipt time were 1.2º C and 2.8º C.

POLYCHLORINATED BIPHENYLS (PCBS)

Sample CPP-SB-1854-1-2 (240-100062-21) was analyzed for polychlorinated biphenyls (PCBs) in accordance with EPA SW-846 Method 8082A. The sample was prepared on 09/11/2018 and analyzed on 09/13/2018.

Surrogates are added during the extraction process prior to dilution. When the sample dilution is 5X or greater, surrogate recoveries are diluted out and no corrective action is required. All of the samples in this data set analyzed for PCBs were subjected to the sulfuric acid cleanup procedure before instrumental analysis, per EPA Method 3665A.

The following samples required a tetrabutylammonium sulfite (TBA) clean-up to reduce matrix interferences caused by sulfur: CPP-SB-1854-1-2 (240-100062-21). Reagents: 3776149, 3449340 and 3715674.

No additional analytical or quality issues were noted, other than those described above or in the Definitions/Glossary page.

PERCENT SOLIDS

Sample CPP-SB-1854-1-2 (240-100062-21) was analyzed for percent solids in accordance with ASTM Method D2216-80. The sample was analyzed on 08/22/2018.

No analytical or quality issues were noted, other than those described above or in the Definitions/Glossary page.

Qualifiers

GC Semi VOA

Qualifier	Qualifier Description
U	Indicates the analyte was analyzed for but not detected.
J	Result is less than the RL but greater than or equal to the MDL and the concentration is an approximate value.

Glossary

Abbreviation	These commonly used abbreviations may or may not be present in this report.
¤	Listed under the "D" column to designate that the result is reported on a dry weight basis
%R	Percent Recovery
CFL	Contains Free Liquid
CNF	Contains No Free Liquid
DER	Duplicate Error Ratio (normalized absolute difference)
Dil Fac	Dilution Factor
DL	Detection Limit (DoD/DOE)
DL, RA, RE, IN	Indicates a Dilution, Re-analysis, Re-extraction, or additional Initial metals/anion analysis of the sample
DLC	Decision Level Concentration (Radiochemistry)
EDL	Estimated Detection Limit (Dioxin)
LOD	Limit of Detection (DoD/DOE)
LOQ	Limit of Quantitation (DoD/DOE)
MDA	Minimum Detectable Activity (Radiochemistry)
MDC	Minimum Detectable Concentration (Radiochemistry)
MDL	Method Detection Limit
ML	Minimum Level (Dioxin)
NC	Not Calculated
ND	Not Detected at the reporting limit (or MDL or EDL if shown)
PQL	Practical Quantitation Limit
QC	Quality Control
RER	Relative Error Ratio (Radiochemistry)
RL	Reporting Limit or Requested Limit (Radiochemistry)
RPD	Relative Percent Difference, a measure of the relative difference between two points
TEF	Toxicity Equivalent Factor (Dioxin)
TEQ	Toxicity Equivalent Quotient (Dioxin)

Method Summary

Client: Tetra Tech, Inc.
Project/Site: MRC Chesapeake Park Plaza

TestAmerica Job ID: 240-100062-2

Method	Method Description	Protocol	Laboratory
8082A	Polychlorinated Biphenyls (PCBs) by Gas Chromatography	SW846	TAL CAN
Moisture	Percent Moisture	EPA	TAL CAN
3540C	Soxhlet Extraction	SW846	TAL CAN

Protocol References:

EPA = US Environmental Protection Agency

SW846 = "Test Methods For Evaluating Solid Waste, Physical/Chemical Methods", Third Edition, November 1986 And Its Updates.

Laboratory References:

TAL CAN = TestAmerica Canton, 4101 Shuffel Street NW, North Canton, OH 44720, TEL (330)497-9396

Sample Summary

Client: Tetra Tech, Inc.
Project/Site: MRC Chesapeake Park Plaza

TestAmerica Job ID: 240-100062-2

Lab Sample ID	Client Sample ID	Matrix	Collected	Received
240-100062-21	CPP-SB-1854-1-2	Solid	08/17/18 09:46	08/18/18 09:45

FORM II
PCBS SURROGATE RECOVERY

Lab Name: TestAmerica Canton Job No.: 240-100062-2

SDG No.:

Matrix: Solid Level: Low

GC Column (2): CLP-1 (0.53 ID: 0.53(mm)

Client Sample ID	Lab Sample ID	TCX2 #	DCBP2 #
CPP-SB-1854-1-2	240-100062-21	66	123
	MB 240-344739/22-A	65	103
	LCS 240-344739/23-A	66	70

	QC LIMITS
TCX = Tetrachloro-m-xylene	14-128
DCBP = DCB Decachlorobiphenyl	10-132

Column to be used to flag recovery values

FORM II 8082A

FORM III
PCBS LAB CONTROL SAMPLE RECOVERY

Lab Name: TestAmerica Canton Job No.: 240-100062-2

SDG No.:

Matrix: Solid Level: Low Lab File ID: P4091263.D

Lab ID: LCS 240-344739/23-A Client ID:

COMPOUND	SPIKE ADDED (ug/Kg)	LCS CONCENTRATION (ug/Kg)	LCS % REC	QC LIMITS REC	#
Aroclor-1016	1000	542	54	47-120	
Aroclor-1260	1000	789	79	46-120	

Column to be used to flag recovery and RPD values

FORM III 8082A

FORM IV
PCBS METHOD BLANK SUMMARY

Lab Name: TestAmerica Canton Job No.: 240-100062-2

SDG No.:

Lab Sample ID: MB 240-344739/22-A

Matrix: Solid Date Extracted: 09/11/2018 09:53

Lab File ID:(1) P4091262.D Lab File ID:(2) P4091262.D

Date Analyzed:(1) 09/13/2018 03:23 Date Analyzed:(2) 09/13/2018 03:23

Instrument ID:(1) A2HP4 Instrument ID:(2) A2HP4

GC Column:(1) CLP-2 (0.53m ID: 0.53(mm) GC Column:(2) CLP-1 (0.53m ID: 0.53(mm)

THIS METHOD BLANK APPLIES TO THE FOLLOWING SAMPLES:

CLIENT SAMPLE ID	LAB SAMPLE ID	DATE ANALYZED 1	DATE ANALYZED 2
CPP-SB-1854-1-2	240-100062-21	09/13/2018 03:02	09/13/2018 03:02
	LCS 240-344739/23-A	09/13/2018 03:45	09/13/2018 03:45

FORM I
PCBS ORGANICS ANALYSIS DATA SHEET

Lab Name: TestAmerica Canton | Job No.: 240-100062-2

SDG No.:

Client Sample ID: | Lab Sample ID: MB 240-344739/22-A

Matrix: Solid | Lab File ID: P4091262.D

Analysis Method: 8082A | Date Collected:

Extraction Method: 3540C | Date Extracted: 09/11/2018 09:53

Sample wt/vol: 10(g) | Date Analyzed: 09/13/2018 03:23

Con. Extract Vol.: 10(mL) | Dilution Factor: 1

Injection Volume: 1(uL) | GC Column: CLP-1 (0.53mm) ID: 0.53(mm)

% Moisture: | GPC Cleanup:(Y/N) N

Analysis Batch No.: 345001 | Units: ug/Kg

CAS NO.	COMPOUND NAME	RESULT	Q	RL	MDL
12674-11-2	Aroclor-1016	22	U	50	22
11104-28-2	Aroclor-1221	24	U	50	24
11141-16-5	Aroclor-1232	23	U	50	23
53469-21-9	Aroclor-1242	19	U	50	19
12672-29-6	Aroclor-1248	24	U	50	24
11097-69-1	Aroclor-1254	23	U	50	23
11096-82-5	Aroclor-1260	22	U	50	22
37324-23-5	Aroclor-1262	31	U	50	31
11100-14-4	Aroclor-1268	23	U	50	23

CAS NO.	SURROGATE	%REC	Q	LIMITS
877-09-8	Tetrachloro-m-xylene	65		14-128
2051-24-3	DCB Decachlorobiphenyl	103		10-132

FORM VIII
PCBS INTERNAL STANDARD AREA AND RETENTION TIME SUMMARY

Lab Name: TestAmerica Canton Job No.: 240-100062-2

SDG No.:

Sample No.: STD05 240-342698/31 Date Analyzed: 08/28/2018 02:07

Instrument ID: A2HP4 GC Column: CLP-1 (0.53mm) ID: 0.53(mm)

Lab File ID (Standard): P4082731.D Heated Purge: (Y/N) N

Calibration ID: 46731

		BNB					
		AREA #	RT #	AREA #	RT #	AREA #	RT #
INITIAL CALIBRATION MID-POINT		124126637	2.22				
UPPER LIMIT		248253274	2.72				
LOWER LIMIT		62063319	1.72				
LAB SAMPLE ID	CLIENT SAMPLE ID						
ICV 240-342698/34		115053892	2.22				
ICV 240-342698/35		117380857	2.23				
ICV 240-342698/36		122240621	2.22				
ICV 240-342698/38		128812905	2.21				
ICV 240-342698/39		127854065	2.21				
ICV 240-342698/40		137826973	2.21				
ICV 240-342698/41		137149777	2.21				
ICV 240-342698/42		128196726	2.23				
CCVIS 240-345001/25		135164140	2.20				

BNB = 1-Bromo-2-nitrobenzene

Area Limit = 50%-200% of internal standard area
RT Limit = ± 0.5 minutes of internal standard RT

Column used to flag values outside QC limits

FORM VIII 8082A

FORM VIII
PCBS INTERNAL STANDARD AREA AND RETENTION TIME SUMMARY

Lab Name: TestAmerica Canton Job No.: 240-100062-2

SDG No.:

Sample No.: STD05 240-342698/31 Date Analyzed: 08/28/2018 02:07

Instrument ID: A2HP4 GC Column: CLP-2 (0.53mm) ID: 0.53(mm)

Lab File ID (Standard): P4082731.D Heated Purge: (Y/N) N

Calibration ID: 46732

		BNB					
		AREA #	RT #	AREA #	RT #	AREA #	RT #
INITIAL CALIBRATION MID-POINT		37240286	2.75				
UPPER LIMIT		74480572	3.25				
LOWER LIMIT		18620143	2.25				
LAB SAMPLE ID	CLIENT SAMPLE ID						
ICV 240-342698/34		34508136	2.75				
ICV 240-342698/35		35141224	2.75				
ICV 240-342698/36		37005767	2.74				
ICV 240-342698/38		38649914	2.74				
ICV 240-342698/39		38619650	2.73				
ICV 240-342698/40		41707238	2.73				
ICV 240-342698/41		41479852	2.74				
ICV 240-342698/42		37761205	2.75				

BNB = 1-Bromo-2-nitrobenzene

Area Limit = 50%-200% of internal standard area
RT Limit = ± 0.5 minutes of internal standard RT

Column used to flag values outside QC limits

FORM VIII 8082A

FORM VIII
PCBS INTERNAL STANDARD AREA AND RETENTION TIME SUMMARY

Lab Name: TestAmerica Canton Job No.: 240-100062-2

SDG No.:

Sample No.: CCVIS 240-345001/25 Date Analyzed: 09/13/2018 02:18

Instrument ID: A2HP4 GC Column: CLP-1 (0.53mm) ID: 0.53(mm)

Lab File ID (Standard): P4091259.D Heated Purge: (Y/N) N

Calibration ID: 46731

		BNB					
		AREA #	RT #	AREA #	RT #	AREA #	RT #
12/24 HOUR STD		135164140	2.20				
UPPER LIMIT		270328280	2.70				
LOWER LIMIT		67582070	1.70				
LAB SAMPLE ID	CLIENT SAMPLE ID						
240-100062-21	CPP-SB-1854-1-2	123955860	2.20				
MB 240-344739/22-A		131323590	2.20				
LCS 240-344739/23-A		132215227	2.20				

BNB = 1-Bromo-2-nitrobenzene

Area Limit = 50%-200% of internal standard area
RT Limit = ± 0.5 minutes of internal standard RT

Column used to flag values outside QC limits

FORM VIII 8082A

FORM X
IDENTIFICATION SUMMARY

Lab Name: TestAmerica Canton Job No.: 240-100062-2

SDG No.:

Client Sample ID: CPP-SB-1854-1-2 Lab Sample ID: 240-100062-21

Instrument ID (1): A2HP4 Instrument ID (2): A2HP4

Date Analyzed (1): 09/13/2018 03:02 Date Analyzed (2): 09/13/2018 03:02

GC Column (1): CLP-2 (0.53mm ID: 0.53(mm) GC Column (2): CLP-1 (0.53mm ID: 0.53(mm)

ANALYTE	COL	PEAK	RT	RT WINDOW		CONCENTRATION		RPD
				FROM	TO	PEAK	MEAN	
Aroclor-1260	1	1	9.38	9.35	9.39	50.4	41	35.2
		2	9.58	9.55	9.59	27.9		
		3	9.97	9.95	9.99	49.5		
		4	10.44	10.42	10.46	35.4		
	2	2	8.69	8.67	8.71	40.3	29	
		4	9.60	9.58	9.62	26.5		
		5	9.85	9.82	9.86	36.2		

FORM X
IDENTIFICATION SUMMARY

Lab Name: TestAmerica Canton Job No.: 240-100062-2

SDG No.:

Client Sample ID: Lab Sample ID: LCS 240-344739/23-A

Instrument ID (1): A2HP4 Instrument ID (2): A2HP4

Date Analyzed (1): 09/13/2018 03:45 Date Analyzed (2): 09/13/2018 03:45

GC Column (1): CLP-2 (0.53mm ID: 0.53(mm) GC Column (2): CLP-1 (0.53mm ID: 0.53(mm)

ANALYTE	COL	PEAK	RT	RT WINDOW		CONCENTRATION		RPD
				FROM	TO	PEAK	MEAN	
Aroclor-1016	1	1	5.66	5.64	5.68	634	647	17.5
		2	6.41	6.39	6.43	559		
		3	7.17	7.15	7.19	703		
		4	7.38	7.35	7.39	700		
		5	7.78	7.76	7.80	638		
	2	1	4.32	4.30	4.34	602	542	
		2	5.04	5.02	5.06	612		
		3	5.88	5.86	5.90	216		
		4	6.10	6.08	6.12	660		
		5	6.51	6.49	6.53	623		
Aroclor-1260	1	1	9.38	9.36	9.40	815	813	3.0
		2	9.58	9.56	9.60	866		
		3	9.98	9.96	10.00	775		
		4	10.45	10.43	10.47	827		
		5	10.75	10.73	10.77	782		
	2	1	8.40	8.38	8.42	796	789	
		2	8.70	8.68	8.72	850		
		3	9.09	9.07	9.11	721		
		4	9.61	9.59	9.63	780		
		5	9.85	9.83	9.87	797		

FORM VI
PCBS BY INTERNAL STANDARD - INITIAL CALIBRATION DATA
CURVE EVALUATION

Lab Name: TestAmerica Canton Job No.: 240-100062-2 Analy Batch No.: 342698

SDG No.:

Instrument ID: A2HP4 GC Column: CLP-1 (0.53 ID: 0.53(mm) Heated Purge: (Y/N) N

Calibration Start Date: 08/27/2018 16:14 Calibration End Date: 08/27/2018 18:07 Calibration ID: 46699

Calibration Files:

LEVEL:	LAB SAMPLE ID:	LAB FILE ID:
Level 1	STD005 240-342698/4	P4082704.D
Level 2	STD01 240-342698/5	P4082705.D
Level 3	STD02 240-342698/6	P4082706.D
Level 4	STD05 240-342698/7	P4082707.D
Level 5	STD1 240-342698/8	P4082708.D
Level 6	STD15 240-342698/9	P4082709.D

ANALYTE	RRF					CURVE TYPE	COEFFICIENT			#	MIN RRF	%RSD	#	MAX %RSD	R^2 OR COD	#	MIN R^2 OR COD
	LVL 1 LVL 6	LVL 2	LVL 3	LVL 4	LVL 5		B	M1	M2								
PCB-1232 Peak 1	0.0228 0.0185	0.0206	0.0216	0.0198	0.0199	Ave		0.0205				7.3		20.0			
PCB-1232 Peak 2	0.0152 0.0135	0.0148	0.0155	0.0146	0.0147	Ave		0.0147				4.5		20.0			
PCB-1232 Peak 3	0.0330 0.0315	0.0341	0.0344	0.0329	0.0338	Ave		0.0333				3.2		20.0			
PCB-1232 Peak 4	0.0148 0.0136	0.0149	0.0149	0.0142	0.0144	Ave		0.0145				3.6		20.0			
PCB-1232 Peak 5	0.0055 0.0051	0.0055	0.0054	0.0052	0.0051	Ave		0.0053				3.6		20.0			
PCB-1262 Peak 1	0.0504 0.0434	0.0488	0.0493	0.0465	0.0475	Ave		0.0476				5.2		20.0			
PCB-1262 Peak 2	0.0709 0.0579	0.0666	0.0666	0.0617	0.0633	Ave		0.0645				7.0		20.0			
PCB-1262 Peak 3	0.0519 0.0487	0.0517	0.0541	0.0514	0.0530	Ave		0.0518				3.5		20.0			
PCB-1262 Peak 4	0.1191 0.1125	0.1178	0.1223	0.1187	0.1234	Ave		0.1190				3.2		20.0			
PCB-1262 Peak 5	0.0521 0.0450	0.0513	0.0511	0.0482	0.0500	Ave		0.0496				5.3		20.0			

Note: The M1 coefficient is the same as Ave RRF for an Ave curve type.

FORM VI
PCBS BY INTERNAL STANDARD - INITIAL CALIBRATION DATA
RESPONSE AND CONCENTRATION

Lab Name: TestAmerica Canton Job No.: 240-100062-2 Analy Batch No.: 342698

SDG No.:

Instrument ID: A2HP4 GC Column: CLP-1 (0.53 ID: 0.53(mm) Heated Purge: (Y/N) N

Calibration Start Date: 08/27/2018 16:14 Calibration End Date: 08/27/2018 18:07 Calibration ID: 46699

Calibration Files:

LEVEL:	LAB SAMPLE ID:	LAB FILE ID:
Level 1	STD005 240-342698/4	P4082704.D
Level 2	STD01 240-342698/5	P4082705.D
Level 3	STD02 240-342698/6	P4082706.D
Level 4	STD05 240-342698/7	P4082707.D
Level 5	STD1 240-342698/8	P4082708.D
Level 6	STD15 240-342698/9	P4082709.D

ANALYTE	IS REF	CURVE TYPE	RESPONSE					CONCENTRATION (NG/UL)				
			LVL 1 LVL 6	LVL 2	LVL 3	LVL 4	LVL 5	LVL 1 LVL 6	LVL 2	LVL 3	LVL 4	LVL 5
PCB-1232 Peak 1	BNB	Ave	2969192 72683601	5226960	11138212	26722274	50462208	0.0500 1.50	0.100	0.200	0.500	1.00
PCB-1232 Peak 2	BNB	Ave	1976134 53017507	3766654	7961261	19759133	37081848	0.0500 1.50	0.100	0.200	0.500	1.00
PCB-1232 Peak 3	BNB	Ave	4299033 123631682	8660645	17744664	44493889	85478417	0.0500 1.50	0.100	0.200	0.500	1.00
PCB-1232 Peak 4	BNB	Ave	1923586 53238892	3771904	7679279	19151314	36469072	0.0500 1.50	0.100	0.200	0.500	1.00
PCB-1232 Peak 5	BNB	Ave	709946 19812205	1397813	2765179	6990466	12949476	0.0500 1.50	0.100	0.200	0.500	1.00
PCB-1262 Peak 1	BNB	Ave	6560293 170196774	12381906	25389949	62804813	120082433	0.0500 1.50	0.100	0.200	0.500	1.00
PCB-1262 Peak 2	BNB	Ave	9233916 226957717	16892065	34293406	83386393	160180637	0.0500 1.50	0.100	0.200	0.500	1.00
PCB-1262 Peak 3	BNB	Ave	6754018 191060394	13109822	27879208	69488481	134054588	0.0500 1.50	0.100	0.200	0.500	1.00
PCB-1262 Peak 4	BNB	Ave	15508645 441349295	29885890	62999379	160363749	312301736	0.0500 1.50	0.100	0.200	0.500	1.00
PCB-1262 Peak 5	BNB	Ave	6783897 176679704	13012906	26352226	65172011	126556659	0.0500 1.50	0.100	0.200	0.500	1.00

Curve Type Legend:
Ave = Average ISTD

FORM VI
PCBS BY INTERNAL STANDARD - INITIAL CALIBRATION DATA
CURVE EVALUATION

Lab Name: TestAmerica Canton Job No.: 240-100062-2 Analy Batch No.: 342698

SDG No.:

Instrument ID: A2HP4 GC Column: CLP-2 (0.53 ID: 0.53(mm) Heated Purge: (Y/N) N

Calibration Start Date: 08/27/2018 16:14 Calibration End Date: 08/27/2018 18:07 Calibration ID: 46700

Calibration Files:

LEVEL:	LAB SAMPLE ID:	LAB FILE ID:
Level 1	STD005 240-342698/4	P4082704.D
Level 2	STD01 240-342698/5	P4082705.D
Level 3	STD02 240-342698/6	P4082706.D
Level 4	STD05 240-342698/7	P4082707.D
Level 5	STD1 240-342698/8	P4082708.D
Level 6	STD15 240-342698/9	P4082709.D

ANALYTE	RRF					CURVE TYPE	COEFFICIENT			#	MIN RRF	%RSD	#	MAX %RSD	R^2 OR COD	#	MIN R^2 OR COD
	LVL 1 LVL 6	LVL 2	LVL 3	LVL 4	LVL 5		B	M1	M2								
PCB-1232 Peak 1	0.0237 0.0202	0.0248	0.0238	0.0213	0.0214	Ave		0.0225				8.0		20.0			
PCB-1232 Peak 2	0.0174 0.0162	0.0192	0.0183	0.0173	0.0172	Ave		0.0176				5.7		20.0			
PCB-1232 Peak 3	0.0351 0.0317	0.0358	0.0357	0.0332	0.0342	Ave		0.0343				4.6		20.0			
PCB-1232 Peak 4	0.0141 0.0134	0.0146	0.0147	0.0140	0.0141	Ave		0.0141				3.3		20.0			
PCB-1232 Peak 5	0.0058 0.0066	0.0071	0.0083	0.0073	0.0071	Ave		0.0070				11.5		20.0			
PCB-1262 Peak 1	0.0435 0.0359	0.0417	0.0423	0.0389	0.0392	Ave		0.0403				6.9		20.0			
PCB-1262 Peak 2	0.0645 0.0550	0.0604	0.0628	0.0582	0.0597	Ave		0.0601				5.6		20.0			
PCB-1262 Peak 3	0.0549 0.0493	0.0536	0.0550	0.0517	0.0531	Ave		0.0529				4.1		20.0			
PCB-1262 Peak 4	0.1231 0.1150	0.1200	0.1232	0.1194	0.1253	Ave		0.1210				3.0		20.0			
PCB-1262 Peak 5	0.1300 0.0826	0.0914	0.0921	0.0870	0.0896	Ave		0.0954				18.1		20.0			

Note: The M1 coefficient is the same as Ave RRF for an Ave curve type.

FORM VI
PCBS BY INTERNAL STANDARD - INITIAL CALIBRATION DATA
RESPONSE AND CONCENTRATION

Lab Name: TestAmerica Canton Job No.: 240-100062-2 Analy Batch No.: 342698

SDG No.:

Instrument ID: A2HP4 GC Column: CLP-2 (0.53 ID: 0.53(mm) Heated Purge: (Y/N) N

Calibration Start Date: 08/27/2018 16:14 Calibration End Date: 08/27/2018 18:07 Calibration ID: 46700

Calibration Files:

LEVEL:	LAB SAMPLE ID:	LAB FILE ID:
Level 1	STD005 240-342698/4	P4082704.D
Level 2	STD01 240-342698/5	P4082705.D
Level 3	STD02 240-342698/6	P4082706.D
Level 4	STD05 240-342698/7	P4082707.D
Level 5	STD1 240-342698/8	P4082708.D
Level 6	STD15 240-342698/9	P4082709.D

ANALYTE	IS REF	CURVE TYPE	RESPONSE					CONCENTRATION (NG/UL)				
			LVL 1 LVL 6	LVL 2	LVL 3	LVL 4	LVL 5	LVL 1 LVL 6	LVL 2	LVL 3	LVL 4	LVL 5
PCB-1232 Peak 1	BNB	Ave	913678 23238649	1844872	3588957	8473916	15853621	0.0500 1.50	0.100	0.200	0.500	1.00
PCB-1232 Peak 2	BNB	Ave	670868 18646666	1424513	2763550	6871491	12792830	0.0500 1.50	0.100	0.200	0.500	1.00
PCB-1232 Peak 3	BNB	Ave	1352185 36456116	2658824	5384384	13187928	25364500	0.0500 1.50	0.100	0.200	0.500	1.00
PCB-1232 Peak 4	BNB	Ave	544694 15344117	1081239	2212830	5565561	10462503	0.0500 1.50	0.100	0.200	0.500	1.00
PCB-1232 Peak 5	BNB	Ave	223474 7606389	530455	1249406	2897145	5291781	0.0500 1.50	0.100	0.200	0.500	1.00
PCB-1262 Peak 1	BNB	Ave	1676200 41215488	3101405	6389886	15479888	29109458	0.0500 1.50	0.100	0.200	0.500	1.00
PCB-1262 Peak 2	BNB	Ave	2483240 63123937	4491082	9491249	23158838	44303484	0.0500 1.50	0.100	0.200	0.500	1.00
PCB-1262 Peak 3	BNB	Ave	2114990 56580821	3986514	8307492	20554892	39429070	0.0500 1.50	0.100	0.200	0.500	1.00
PCB-1262 Peak 4	BNB	Ave	4740990 132015216	8919923	18599905	47483979	92972098	0.0500 1.50	0.100	0.200	0.500	1.00
PCB-1262 Peak 5	BNB	Ave	5005992 94839576	6788601	13916079	34586908	66480382	0.0500 1.50	0.100	0.200	0.500	1.00

Curve Type Legend:
Ave = Average ISTD

FORM VI
PCBS BY INTERNAL STANDARD - INITIAL CALIBRATION DATA
CURVE EVALUATION

Lab Name: TestAmerica Canton Job No.: 240-100062-2 Analy Batch No.: 342698

SDG No.:

Instrument ID: A2HP4 GC Column: CLP-1 (0.53 ID: 0.53(mm) Heated Purge: (Y/N) N

Calibration Start Date: 08/27/2018 18:29 Calibration End Date: 08/27/2018 20:20 Calibration ID: 46707

Calibration Files:

LEVEL:	LAB SAMPLE ID:	LAB FILE ID:
Level 1	STD005 240-342698/10	P4082710.D
Level 2	STD01 240-342698/11	P4082711.D
Level 3	STD02 240-342698/12	P4082712.D
Level 4	STD05 240-342698/13	P4082713.D
Level 5	STD1 240-342698/14	P4082714.D
Level 6	STD15 240-342698/15	P4082715.D

ANALYTE	RRF					CURVE TYPE	COEFFICIENT			#	MIN RRF	%RSD	#	MAX %RSD	R^2 OR COD	#	MIN R^2 OR COD
	LVL 1 LVL 6	LVL 2	LVL 3	LVL 4	LVL 5		B	M1	M2								
PCB-1242 Peak 1	0.0149 0.0126	0.0157	0.0142	0.0144	0.0136	Ave		0.0142				7.7		20.0			
PCB-1242 Peak 2	0.0283 0.0226	0.0277	0.0262	0.0261	0.0239	Ave		0.0258				8.6		20.0			
PCB-1242 Peak 3	0.0612 0.0549	0.0603	0.0587	0.0608	0.0578	Ave		0.0590				4.1		20.0			
PCB-1242 Peak 4	0.0264 0.0230	0.0262	0.0251	0.0260	0.0245	Ave		0.0252				5.2		20.0			
PCB-1242 Peak 5	0.0107 0.0091	0.0108	0.0101	0.0104	0.0098	Ave		0.0101				6.3		20.0			
PCB-1268 Peak 1	0.1486 0.1345	0.1442	0.1408	0.1445	0.1381	Ave		0.1418				3.6		20.0			
PCB-1268 Peak 2	0.1419 0.1291	0.1392	0.1364	0.1385	0.1315	Ave		0.1361				3.6		20.0			
PCB-1268 Peak 3	0.1283 0.1127	0.1231	0.1198	0.1209	0.1148	Ave		0.1199				4.7		20.0			
PCB-1268 Peak 4	0.0527 0.0453	0.0514	0.0506	0.0502	0.0464	Ave		0.0494				5.9		20.0			
PCB-1268 Peak 5	0.3719 0.3501	0.3619	0.3574	0.3675	0.3513	Ave		0.3600				2.4		20.0			

Note: The M1 coefficient is the same as Ave RRF for an Ave curve type.

FORM VI
PCBS BY INTERNAL STANDARD - INITIAL CALIBRATION DATA
RESPONSE AND CONCENTRATION

Lab Name: TestAmerica Canton Job No.: 240-100062-2 Analy Batch No.: 342698

SDG No.:

Instrument ID: A2HP4 GC Column: CLP-1 (0.53 ID: 0.53(mm) Heated Purge: (Y/N) N

Calibration Start Date: 08/27/2018 18:29 Calibration End Date: 08/27/2018 20:20 Calibration ID: 46707

Calibration Files:

LEVEL:	LAB SAMPLE ID:	LAB FILE ID:
Level 1	STD005 240-342698/10	P4082710.D
Level 2	STD01 240-342698/11	P4082711.D
Level 3	STD02 240-342698/12	P4082712.D
Level 4	STD05 240-342698/13	P4082713.D
Level 5	STD1 240-342698/14	P4082714.D
Level 6	STD15 240-342698/15	P4082715.D

ANALYTE	IS REF	CURVE TYPE	RESPONSE					CONCENTRATION (NG/UL)				
			LVL 1 LVL 6	LVL 2	LVL 3	LVL 4	LVL 5	LVL 1 LVL 6	LVL 2	LVL 3	LVL 4	LVL 5
PCB-1242 Peak 1	BNB	Ave	1869621 52071143	4087608	7527489	19116292	34371268	0.0500 1.50	0.100	0.200	0.500	1.00
PCB-1242 Peak 2	BNB	Ave	3553280 93357347	7191551	13914686	34622584	60651539	0.0500 1.50	0.100	0.200	0.500	1.00
PCB-1242 Peak 3	BNB	Ave	7680379 227003374	15654845	31167741	80687749	146735745	0.0500 1.50	0.100	0.200	0.500	1.00
PCB-1242 Peak 4	BNB	Ave	3317508 95213959	6794939	13315908	34434842	62095452	0.0500 1.50	0.100	0.200	0.500	1.00
PCB-1242 Peak 5	BNB	Ave	1338923 37514147	2790553	5383604	13780625	24787089	0.0500 1.50	0.100	0.200	0.500	1.00
PCB-1268 Peak 1	BNB	Ave	18635928 556446822	37421124	74753335	191681504	350276533	0.0500 1.50	0.100	0.200	0.500	1.00
PCB-1268 Peak 2	BNB	Ave	17798829 534245023	36133897	72384860	183679360	333605389	0.0500 1.50	0.100	0.200	0.500	1.00
PCB-1268 Peak 3	BNB	Ave	16089038 466190846	31937371	63591203	160350523	291313579	0.0500 1.50	0.100	0.200	0.500	1.00
PCB-1268 Peak 4	BNB	Ave	6605304 187377562	13335886	26878901	66626645	117631073	0.0500 1.50	0.100	0.200	0.500	1.00
PCB-1268 Peak 5	BNB	Ave	46653706 1448893661	93932707	189673554	487430741	891091798	0.0500 1.50	0.100	0.200	0.500	1.00

Curve Type Legend:
Ave = Average ISTD

FORM VI
PCBS BY INTERNAL STANDARD - INITIAL CALIBRATION DATA
CURVE EVALUATION

Lab Name: TestAmerica Canton Job No.: 240-100062-2 Analy Batch No.: 342698

SDG No.:

Instrument ID: A2HP4 GC Column: CLP-2 (0.53 ID: 0.53(mm) Heated Purge: (Y/N) N

Calibration Start Date: 08/27/2018 18:29 Calibration End Date: 08/27/2018 20:20 Calibration ID: 46708

Calibration Files:

LEVEL:	LAB SAMPLE ID:	LAB FILE ID:
Level 1	STD005 240-342698/10	P4082710.D
Level 2	STD01 240-342698/11	P4082711.D
Level 3	STD02 240-342698/12	P4082712.D
Level 4	STD05 240-342698/13	P4082713.D
Level 5	STD1 240-342698/14	P4082714.D
Level 6	STD15 240-342698/15	P4082715.D

ANALYTE	RRF					CURVE TYPE	COEFFICIENT			#	MIN RRF	%RSD	#	MAX %RSD	R^2 OR COD	#	MIN R^2 OR COD
	LVL 1 LVL 6	LVL 2	LVL 3	LVL 4	LVL 5		B	M1	M2								
PCB-1242 Peak 1	0.0170 0.0134	0.0174	0.0160	0.0158	0.0146	Ave		0.0157				9.5		20.0			
PCB-1242 Peak 2	0.0328 0.0255	0.0322	0.0297	0.0297	0.0277	Ave		0.0296				9.2		20.0			
PCB-1242 Peak 3	0.0644 0.0560	0.0633	0.0608	0.0616	0.0586	Ave		0.0608				5.0		20.0			
PCB-1242 Peak 4	0.0264 0.0223	0.0267	0.0255	0.0252	0.0236	Ave		0.0249				6.8		20.0			
PCB-1242 Peak 5	0.0176 0.0124	0.0162	0.0153	0.0145	0.0133	Ave		0.0149				12.8		20.0			
PCB-1268 Peak 1	0.1595 0.1455	0.1525	0.1489	0.1521	0.1466	Ave		0.1509				3.4		20.0			
PCB-1268 Peak 2	0.1589 0.1423	0.1495	0.1476	0.1508	0.1440	Ave		0.1488				4.0		20.0			
PCB-1268 Peak 3	0.1393 0.1254	0.1329	0.1300	0.1320	0.1269	Ave		0.1311				3.8		20.0			
PCB-1268 Peak 4	0.0597 0.0507	0.0583	0.0560	0.0557	0.0519	Ave		0.0554				6.3		20.0			
PCB-1268 Peak 5	0.4243 0.4307	0.4141	0.4155	0.4360	0.4262	Ave		0.4245				2.0		20.0			

Note: The M1 coefficient is the same as Ave RRF for an Ave curve type.

FORM VI
PCBS BY INTERNAL STANDARD - INITIAL CALIBRATION DATA
RESPONSE AND CONCENTRATION

Lab Name: TestAmerica Canton Job No.: 240-100062-2 Analy Batch No.: 342698

SDG No.:

Instrument ID: A2HP4 GC Column: CLP-2 (0.53 ID: 0.53(mm) Heated Purge: (Y/N) N

Calibration Start Date: 08/27/2018 18:29 Calibration End Date: 08/27/2018 20:20 Calibration ID: 46708

Calibration Files:

LEVEL:	LAB SAMPLE ID:	LAB FILE ID:
Level 1	STD005 240-342698/10	P4082710.D
Level 2	STD01 240-342698/11	P4082711.D
Level 3	STD02 240-342698/12	P4082712.D
Level 4	STD05 240-342698/13	P4082713.D
Level 5	STD1 240-342698/14	P4082714.D
Level 6	STD15 240-342698/15	P4082715.D

ANALYTE	IS REF	CURVE TYPE	RESPONSE					CONCENTRATION (NG/UL)				
			LVL 1 LVL 6	LVL 2	LVL 3	LVL 4	LVL 5	LVL 1 LVL 6	LVL 2	LVL 3	LVL 4	LVL 5
PCB-1242 Peak 1	BNB	Ave	624264 16095348	1316494	2474679	6095211	10752341	0.0500 1.50	0.100	0.200	0.500	1.00
PCB-1242 Peak 2	BNB	Ave	1201723 30655407	2439320	4584360	11493255	20415992	0.0500 1.50	0.100	0.200	0.500	1.00
PCB-1242 Peak 3	BNB	Ave	2358393 67300504	4794610	9385002	23835635	43170832	0.0500 1.50	0.100	0.200	0.500	1.00
PCB-1242 Peak 4	BNB	Ave	965967 26746354	2025319	3935468	9748798	17405112	0.0500 1.50	0.100	0.200	0.500	1.00
PCB-1242 Peak 5	BNB	Ave	643309 14831566	1230594	2361483	5619330	9833897	0.0500 1.50	0.100	0.200	0.500	1.00
PCB-1268 Peak 1	BNB	Ave	5845741 174752125	11559663	22964549	58856113	108098615	0.0500 1.50	0.100	0.200	0.500	1.00
PCB-1268 Peak 2	BNB	Ave	5823022 170842083	11327287	22763745	58350276	106128514	0.0500 1.50	0.100	0.200	0.500	1.00
PCB-1268 Peak 3	BNB	Ave	5105464 150570423	10073485	20055126	51077326	93554778	0.0500 1.50	0.100	0.200	0.500	1.00
PCB-1268 Peak 4	BNB	Ave	2186319 60901446	4415496	8632642	21538848	38296320	0.0500 1.50	0.100	0.200	0.500	1.00
PCB-1268 Peak 5	BNB	Ave	15546579 517104210	31382619	64082863	168686494	314222562	0.0500 1.50	0.100	0.200	0.500	1.00

Curve Type Legend:
Ave = Average ISTD

FORM VI
PCBS BY INTERNAL STANDARD - INITIAL CALIBRATION DATA
CURVE EVALUATION

Lab Name: TestAmerica Canton Job No.: 240-100062-2 Analy Batch No.: 342698

SDG No.:

Instrument ID: A2HP4 GC Column: CLP-1 (0.53 ID: 0.53(mm) Heated Purge: (Y/N) N

Calibration Start Date: 08/27/2018 20:42 Calibration End Date: 08/27/2018 22:31 Calibration ID: 46715

Calibration Files:

LEVEL:	LAB SAMPLE ID:	LAB FILE ID:
Level 1	STD005 240-342698/16	P4082716.D
Level 2	STD01 240-342698/17	P4082717.D
Level 3	STD02 240-342698/18	P4082718.D
Level 4	STD05 240-342698/19	P4082719.D
Level 5	STD1 240-342698/20	P4082720.D
Level 6	STD15 240-342698/21	P4082721.D

ANALYTE	RRF					CURVE TYPE	COEFFICIENT			#	MIN RRF	%RSD	#	MAX %RSD	R^2 OR COD	#	MIN R^2 OR COD
	LVL 1 LVL 6	LVL 2	LVL 3	LVL 4	LVL 5		B	M1	M2								
PCB-1248 Peak 1	0.0146 0.0124	0.0142	0.0131	0.0130	0.0122	Ave		0.0132				7.3		20.0			
PCB-1248 Peak 2	0.0232 0.0219	0.0270	0.0205	0.0216	0.0221	Lin1	0.0002	0.0217							0.9980		0.9900
PCB-1248 Peak 3	0.0407 0.0361	0.0400	0.0384	0.0362	0.0357	Ave		0.0378				5.7		20.0			
PCB-1248 Peak 4	0.0329 0.0276	0.0299	0.0285	0.0277	0.0272	Ave		0.0290				7.4		20.0			
PCB-1248 Peak 5	0.0178 0.0174	0.0179	0.0176	0.0170	0.0170	Ave		0.0175				2.2		20.0			

Note: The M1 coefficient is the same as Ave RRF for an Ave curve type.

FORM VI
PCBS BY INTERNAL STANDARD - INITIAL CALIBRATION DATA
RESPONSE AND CONCENTRATION

Lab Name: TestAmerica Canton | Job No.: 240-100062-2 | Analy Batch No.: 342698

SDG No.:

Instrument ID: A2HP4 | GC Column: CLP-1 (0.53 ID: 0.53(mm) | Heated Purge: (Y/N) N

Calibration Start Date: 08/27/2018 20:42 | Calibration End Date: 08/27/2018 22:31 | Calibration ID: 46715

Calibration Files:

LEVEL:	LAB SAMPLE ID:	LAB FILE ID:
Level 1	STD005 240-342698/16	P4082716.D
Level 2	STD01 240-342698/17	P4082717.D
Level 3	STD02 240-342698/18	P4082718.D
Level 4	STD05 240-342698/19	P4082719.D
Level 5	STD1 240-342698/20	P4082720.D
Level 6	STD15 240-342698/21	P4082721.D

ANALYTE	IS REF	CURVE TYPE	RESPONSE					CONCENTRATION (NG/UL)				
			LVL 1 LVL 6	LVL 2	LVL 3	LVL 4	LVL 5	LVL 1 LVL 6	LVL 2	LVL 3	LVL 4	LVL 5
PCB-1248 Peak 1	BNB	Ave	1931828 49958203	3910761	7110561	17762956	33862075	0.0500 1.50	0.100	0.200	0.500	1.00
PCB-1248 Peak 2	BNB	Lin1	3068828 88395438	7461474	11108944	29573681	61335992	0.0500 1.50	0.100	0.200	0.500	1.00
PCB-1248 Peak 3	BNB	Ave	5379390 145753669	11029141	20860561	49554697	98920473	0.0500 1.50	0.100	0.200	0.500	1.00
PCB-1248 Peak 4	BNB	Ave	4345019 111561344	8264716	15458341	37931878	75336991	0.0500 1.50	0.100	0.200	0.500	1.00
PCB-1248 Peak 5	BNB	Ave	2355615 70302675	4943491	9533168	23306599	47220822	0.0500 1.50	0.100	0.200	0.500	1.00

Curve Type Legend:

Ave = Average ISTD
Lin1 = Linear 1/conc ISTD

FORM VI
PCBS BY INTERNAL STANDARD - INITIAL CALIBRATION DATA
CURVE EVALUATION

Lab Name: TestAmerica Canton Job No.: 240-100062-2 Analy Batch No.: 342698

SDG No.:

Instrument ID: A2HP4 GC Column: CLP-2 (0.53 ID: 0.53(mm) Heated Purge: (Y/N) N

Calibration Start Date: 08/27/2018 20:42 Calibration End Date: 08/27/2018 22:31 Calibration ID: 46716

Calibration Files:

LEVEL:	LAB SAMPLE ID:	LAB FILE ID:
Level 1	STD005 240-342698/16	P4082716.D
Level 2	STD01 240-342698/17	P4082717.D
Level 3	STD02 240-342698/18	P4082718.D
Level 4	STD05 240-342698/19	P4082719.D
Level 5	STD1 240-342698/20	P4082720.D
Level 6	STD15 240-342698/21	P4082721.D

ANALYTE	RRF					CURVE TYPE	COEFFICIENT			#	MIN RRF	%RSD	#	MAX %RSD	R^2 OR COD	#	MIN R^2 OR COD
	LVL 1 LVL 6	LVL 2	LVL 3	LVL 4	LVL 5		B	M1	M2								
PCB-1248 Peak 1	0.0172 0.0140	0.0168	0.0162	0.0150	0.0140	Ave		0.0155				8.9		20.0			
PCB-1248 Peak 2	0.0267 0.0202	0.0252	0.0234	0.0213	0.0202	Lin1	0.0004	0.0200							0.9990		0.9900
PCB-1248 Peak 3	0.0312 0.0280	0.0315	0.0313	0.0288	0.0277	Ave		0.0297				5.9		20.0			
PCB-1248 Peak 4	0.0394 0.0357	0.0386	0.0391	0.0363	0.0349	Ave		0.0373				5.2		20.0			
PCB-1248 Peak 5	0.0211 0.0188	0.0205	0.0198	0.0188	0.0184	Ave		0.0196				5.5		20.0			

Note: The M1 coefficient is the same as Ave RRF for an Ave curve type.

FORM VI
PCBS BY INTERNAL STANDARD - INITIAL CALIBRATION DATA
RESPONSE AND CONCENTRATION

Lab Name: TestAmerica Canton | Job No.: 240-100062-2 | Analy Batch No.: 342698

SDG No.:

Instrument ID: A2HP4 | GC Column: CLP-2 (0.53 ID: 0.53(mm) | Heated Purge: (Y/N) N

Calibration Start Date: 08/27/2018 20:42 | Calibration End Date: 08/27/2018 22:31 | Calibration ID: 46716

Calibration Files:

LEVEL:	LAB SAMPLE ID:	LAB FILE ID:
Level 1	STD005 240-342698/16	P4082716.D
Level 2	STD01 240-342698/17	P4082717.D
Level 3	STD02 240-342698/18	P4082718.D
Level 4	STD05 240-342698/19	P4082719.D
Level 5	STD1 240-342698/20	P4082720.D
Level 6	STD15 240-342698/21	P4082721.D

ANALYTE	IS REF	CURVE TYPE	RESPONSE					CONCENTRATION (NG/UL)				
			LVL 1 LVL 6	LVL 2	LVL 3	LVL 4	LVL 5	LVL 1 LVL 6	LVL 2	LVL 3	LVL 4	LVL 5
PCB-1248 Peak 1	BNB	Ave	655667 16407308	1338787	2544810	5947449	11208937	0.0500 1.50	0.100	0.200	0.500	1.00
PCB-1248 Peak 2	BNB	Lin1	1020449 23756768	2010448	3677866	8424333	16142458	0.0500 1.50	0.100	0.200	0.500	1.00
PCB-1248 Peak 3	BNB	Ave	1189986 32888528	2515907	4918843	11376015	22182738	0.0500 1.50	0.100	0.200	0.500	1.00
PCB-1248 Peak 4	BNB	Ave	1504456 41935982	3079389	6151220	14339809	27919881	0.0500 1.50	0.100	0.200	0.500	1.00
PCB-1248 Peak 5	BNB	Ave	806852 22057871	1633366	3103898	7443166	14715597	0.0500 1.50	0.100	0.200	0.500	1.00

Curve Type Legend:

Ave = Average ISTD
Lin1 = Linear 1/conc ISTD

FORM VI
PCBS BY INTERNAL STANDARD - INITIAL CALIBRATION DATA
CURVE EVALUATION

Lab Name: TestAmerica Canton Job No.: 240-100062-2 Analy Batch No.: 342698

SDG No.:

Instrument ID: A2HP4 GC Column: CLP-1 (0.53 ID: 0.53(mm) Heated Purge: (Y/N) N

Calibration Start Date: 08/27/2018 22:52 Calibration End Date: 08/28/2018 00:41 Calibration ID: 46723

Calibration Files:

LEVEL:	LAB SAMPLE ID:	LAB FILE ID:
Level 1	STD005 240-342698/22	P4082722.D
Level 2	STD01 240-342698/23	P4082723.D
Level 3	STD02 240-342698/24	P4082724.D
Level 4	STD05 240-342698/25	P4082725.D
Level 5	STD1 240-342698/26	P4082726.D
Level 6	STD15 240-342698/27	P4082727.D

ANALYTE	RRF					CURVE TYPE	COEFFICIENT			#	MIN RRF	%RSD	#	MAX %RSD	R^2 OR COD	#	MIN R^2 OR COD
	LVL 1 LVL 6	LVL 2	LVL 3	LVL 4	LVL 5		B	M1	M2								
PCB-1221 Peak 1	0.0104 0.0088	0.0104	0.0103	0.0096	0.0091	Ave		0.0098				7.4		20.0			
PCB-1221 Peak 2	0.0072 0.0058	0.0072	0.0069	0.0064	0.0061	Ave		0.0066				9.2		20.0			
PCB-1221 Peak 3	0.0282 0.0217	0.0280	0.0264	0.0239	0.0224	Ave		0.0251				11.3		20.0			
PCB-1254 Peak 1	0.0350 0.0265	0.0329	0.0310	0.0280	0.0273	Ave		0.0301				11.3		20.0			
PCB-1254 Peak 2	0.0572 0.0528	0.0568	0.0563	0.0553	0.0546	Ave		0.0555				2.9		20.0			
PCB-1254 Peak 3	0.0422 0.0395	0.0408	0.0412	0.0413	0.0412	Ave		0.0410				2.1		20.0			
PCB-1254 Peak 4	0.0402 0.0343	0.0370	0.0364	0.0360	0.0358	Ave		0.0366				5.4		20.0			
PCB-1254 Peak 5	0.0567 0.0517	0.0553	0.0544	0.0539	0.0539	Ave		0.0543				3.1		20.0			

Note: The M1 coefficient is the same as Ave RRF for an Ave curve type.

FORM VI
PCBS BY INTERNAL STANDARD - INITIAL CALIBRATION DATA
RESPONSE AND CONCENTRATION

Lab Name: TestAmerica Canton | Job No.: 240-100062-2 | Analy Batch No.: 342698

SDG No.:

Instrument ID: A2HP4 | GC Column: CLP-1 (0.53 ID: 0.53(mm) | Heated Purge: (Y/N) N

Calibration Start Date: 08/27/2018 22:52 | Calibration End Date: 08/28/2018 00:41 | Calibration ID: 46723

Calibration Files:

LEVEL:	LAB SAMPLE ID:	LAB FILE ID:
Level 1	STD005 240-342698/22	P4082722.D
Level 2	STD01 240-342698/23	P4082723.D
Level 3	STD02 240-342698/24	P4082724.D
Level 4	STD05 240-342698/25	P4082725.D
Level 5	STD1 240-342698/26	P4082726.D
Level 6	STD15 240-342698/27	P4082727.D

ANALYTE	IS REF	CURVE TYPE	RESPONSE					CONCENTRATION (NG/UL)				
			LVL 1 LVL 6	LVL 2	LVL 3	LVL 4	LVL 5	LVL 1 LVL 6	LVL 2	LVL 3	LVL 4	LVL 5
PCB-1221 Peak 1	BNB	Ave	1404513 37418164	2692305	5413189	13472061	26494593	0.0500 1.50	0.100	0.200	0.500	1.00
PCB-1221 Peak 2	BNB	Ave	973762 24550308	1856185	3605913	8982259	17689558	0.0500 1.50	0.100	0.200	0.500	1.00
PCB-1221 Peak 3	BNB	Ave	3794939 92567469	7249876	13845724	33649068	65131972	0.0500 1.50	0.100	0.200	0.500	1.00
PCB-1254 Peak 1	BNB	Ave	4711602 113165369	8501813	16249426	39405014	79371593	0.0500 1.50	0.100	0.200	0.500	1.00
PCB-1254 Peak 2	BNB	Ave	7698862 225095640	14684805	29506641	77804758	159113340	0.0500 1.50	0.100	0.200	0.500	1.00
PCB-1254 Peak 3	BNB	Ave	5680901 168537613	10547061	21574213	58153346	119854991	0.0500 1.50	0.100	0.200	0.500	1.00
PCB-1254 Peak 4	BNB	Ave	5418187 146380823	9565194	19078932	50733445	104200612	0.0500 1.50	0.100	0.200	0.500	1.00
PCB-1254 Peak 5	BNB	Ave	7632210 220393510	14297214	28517416	75868653	156864648	0.0500 1.50	0.100	0.200	0.500	1.00

Curve Type Legend:
Ave = Average ISTD

FORM VI
PCBS BY INTERNAL STANDARD - INITIAL CALIBRATION DATA
CURVE EVALUATION

Lab Name: TestAmerica Canton Job No.: 240-100062-2 Analy Batch No.: 342698

SDG No.:

Instrument ID: A2HP4 GC Column: CLP-2 (0.53 ID: 0.53(mm) Heated Purge: (Y/N) N

Calibration Start Date: 08/27/2018 22:52 Calibration End Date: 08/28/2018 00:41 Calibration ID: 46724

Calibration Files:

LEVEL:	LAB SAMPLE ID:	LAB FILE ID:
Level 1	STD005 240-342698/22	P4082722.D
Level 2	STD01 240-342698/23	P4082723.D
Level 3	STD02 240-342698/24	P4082724.D
Level 4	STD05 240-342698/25	P4082725.D
Level 5	STD1 240-342698/26	P4082726.D
Level 6	STD15 240-342698/27	P4082727.D

ANALYTE	RRF					CURVE TYPE	COEFFICIENT			#	MIN RRF	%RSD	#	MAX %RSD	R^2 OR COD	#	MIN R^2 OR COD
	LVL 1 LVL 6	LVL 2	LVL 3	LVL 4	LVL 5		B	M1	M2								
PCB-1221 Peak 1	0.0124 0.0096	0.0124	0.0119	0.0107	0.0101	Ave		0.0112				11.0		20.0			
PCB-1221 Peak 2	0.0082 0.0063	0.0085	0.0081	0.0071	0.0067	Ave		0.0075				12.0		20.0			
PCB-1221 Peak 3	0.0317 0.0232	0.0310	0.0290	0.0258	0.0243	Ave		0.0275				13.1		20.0			
PCB-1254 Peak 1	0.0369 0.0288	0.0345	0.0339	0.0318	0.0301	Ave		0.0327				9.2		20.0			
PCB-1254 Peak 2	0.0444 0.0331	0.0413	0.0395	0.0367	0.0348	Ave		0.0383				11.1		20.0			
PCB-1254 Peak 3	0.0618 0.0505	0.0589	0.0568	0.0544	0.0527	Ave		0.0559				7.5		20.0			
PCB-1254 Peak 4	0.0453 0.0360	0.0442	0.0414	0.0400	0.0380	Ave		0.0408				8.8		20.0			
PCB-1254 Peak 5	0.0642 0.0501	0.0602	0.0581	0.0544	0.0522	Ave		0.0565				9.3		20.0			

Note: The M1 coefficient is the same as Ave RRF for an Ave curve type.

FORM VI
PCBS BY INTERNAL STANDARD - INITIAL CALIBRATION DATA
RESPONSE AND CONCENTRATION

Lab Name: TestAmerica Canton Job No.: 240-100062-2 Analy Batch No.: 342698

SDG No.:

Instrument ID: A2HP4 GC Column: CLP-2 (0.53 ID: 0.53(mm) Heated Purge: (Y/N) N

Calibration Start Date: 08/27/2018 22:52 Calibration End Date: 08/28/2018 00:41 Calibration ID: 46724

Calibration Files:

LEVEL:	LAB SAMPLE ID:	LAB FILE ID:
Level 1	STD005 240-342698/22	P4082722.D
Level 2	STD01 240-342698/23	P4082723.D
Level 3	STD02 240-342698/24	P4082724.D
Level 4	STD05 240-342698/25	P4082725.D
Level 5	STD1 240-342698/26	P4082726.D
Level 6	STD15 240-342698/27	P4082727.D

ANALYTE	IS REF	CURVE TYPE	RESPONSE					CONCENTRATION (NG/UL)				
			LVL 1 LVL 6	LVL 2	LVL 3	LVL 4	LVL 5	LVL 1 LVL 6	LVL 2	LVL 3	LVL 4	LVL 5
PCB-1221 Peak 1	BNB	Ave	483936 12350804	931331	1809280	4361210	8805094	0.0500 1.50	0.100	0.200	0.500	1.00
PCB-1221 Peak 2	BNB	Ave	319369 8110847	636435	1235177	2919321	5855478	0.0500 1.50	0.100	0.200	0.500	1.00
PCB-1221 Peak 3	BNB	Ave	1237050 29791265	2327504	4406113	10552173	21290344	0.0500 1.50	0.100	0.200	0.500	1.00
PCB-1254 Peak 1	BNB	Ave	1437966 37007574	2590359	5153166	13009710	26352710	0.0500 1.50	0.100	0.200	0.500	1.00
PCB-1254 Peak 2	BNB	Ave	1731544 42503782	3093406	5998980	15030074	30407123	0.0500 1.50	0.100	0.200	0.500	1.00
PCB-1254 Peak 3	BNB	Ave	2408292 64925796	4420164	8638616	22274326	46112597	0.0500 1.50	0.100	0.200	0.500	1.00
PCB-1254 Peak 4	BNB	Ave	1766478 46266295	3314231	6291840	16375566	33207261	0.0500 1.50	0.100	0.200	0.500	1.00
PCB-1254 Peak 5	BNB	Ave	2502208 64483334	4514320	8830805	22264454	45718603	0.0500 1.50	0.100	0.200	0.500	1.00

Curve Type Legend:
Ave = Average ISTD

FORM VI
PCBS BY INTERNAL STANDARD - INITIAL CALIBRATION DATA
CURVE EVALUATION

Lab Name: TestAmerica Canton Job No.: 240-100062-2 Analy Batch No.: 342698

SDG No.:

Instrument ID: A2HP4 GC Column: CLP-1 (0.53 ID: 0.53(mm) Heated Purge: (Y/N) N

Calibration Start Date: 08/28/2018 01:02 Calibration End Date: 08/28/2018 02:50 Calibration ID: 46731

Calibration Files:

LEVEL:	LAB SAMPLE ID:	LAB FILE ID:
Level 1	STD005 240-342698/28	P4082728.D
Level 2	STD01 240-342698/29	P4082729.D
Level 3	STD02 240-342698/30	P4082730.D
Level 4	STD05 240-342698/31	P4082731.D
Level 5	STD1 240-342698/32	P4082732.D
Level 6	STD15 240-342698/33	P4082733.D

ANALYTE	RRF					CURVE TYPE	COEFFICIENT			#	MIN RRF	%RSD	#	MAX %RSD	R^2 OR COD	#	MIN R^2 OR COD
	LVL 1 LVL 6	LVL 2	LVL 3	LVL 4	LVL 5		B	M1	M2								
PCB-1016 Peak 1	0.0178 0.0165	0.0175	0.0168	0.0171	0.0172	Ave		0.0171				2.6		20.0			
PCB-1016 Peak 2	0.0334 0.0302	0.0333	0.0324	0.0321	0.0307	Ave		0.0320				4.1		20.0			
PCB-1016 Peak 3	0.0767 0.0731	0.0738	0.0734	0.0731	0.0711	Ave		0.0735				2.4		20.0			
PCB-1016 Peak 4	0.0325 0.0305	0.0318	0.0315	0.0309	0.0302	Ave		0.0313				2.8		20.0			
PCB-1016 Peak 5	0.0140 0.0126	0.0129	0.0131	0.0128	0.0128	Ave		0.0131				3.6		20.0			
PCB-1260 Peak 1	0.0411 0.0378	0.0386	0.0381	0.0379	0.0361	Ave		0.0383				4.3		20.0			
PCB-1260 Peak 2	0.0663 0.0613	0.0624	0.0616	0.0606	0.0573	Ave		0.0616				4.7		20.0			
PCB-1260 Peak 3	0.0440 0.0389	0.0400	0.0402	0.0391	0.0365	Ave		0.0398				6.1		20.0			
PCB-1260 Peak 4	0.0996 0.0993	0.0927	0.0956	0.0952	0.0897	Ave		0.0954				4.0		20.0			
PCB-1260 Peak 5	0.0504 0.0462	0.0470	0.0460	0.0455	0.0421	Ave		0.0462				5.8		20.0			
Tetrachloro-m-xylene	1.0180 0.9680	1.0150	1.0220	1.0236	1.0325	Ave		1.0132				2.3		20.0			
DCB Decachlorobiphenyl	0.9817 0.8518	0.9818	0.9538	0.8847	0.8202	Ave		0.9123				7.6		20.0			

Note: The M1 coefficient is the same as Ave RRF for an Ave curve type.

FORM VI
PCBS BY INTERNAL STANDARD - INITIAL CALIBRATION DATA
RESPONSE AND CONCENTRATION

Lab Name: TestAmerica Canton Job No.: 240-100062-2 Analy Batch No.: 342698

SDG No.:

Instrument ID: A2HP4 GC Column: CLP-1 (0.53 ID: 0.53(mm) Heated Purge: (Y/N) N

Calibration Start Date: 08/28/2018 01:02 Calibration End Date: 08/28/2018 02:50 Calibration ID: 46731

Calibration Files:

LEVEL:	LAB SAMPLE ID:	LAB FILE ID:
Level 1	STD005 240-342698/28	P4082728.D
Level 2	STD01 240-342698/29	P4082729.D
Level 3	STD02 240-342698/30	P4082730.D
Level 4	STD05 240-342698/31	P4082731.D
Level 5	STD1 240-342698/32	P4082732.D
Level 6	STD15 240-342698/33	P4082733.D

ANALYTE	IS REF	CURVE TYPE	RESPONSE					CONCENTRATION (NG/UL)				
			LVL 1 LVL 6	LVL 2	LVL 3	LVL 4	LVL 5	LVL 1 LVL 6	LVL 2	LVL 3	LVL 4	LVL 5
PCB-1016 Peak 1	BNB	Ave	2369055 63406162	4503667	8663207	21164956	40301125	0.0500 1.50	0.100	0.200	0.500	1.00
PCB-1016 Peak 2	BNB	Ave	4447085 115637539	8570633	16697921	39793443	72127019	0.0500 1.50	0.100	0.200	0.500	1.00
PCB-1016 Peak 3	BNB	Ave	10217453 280248696	18989990	37851898	90683589	167009325	0.0500 1.50	0.100	0.200	0.500	1.00
PCB-1016 Peak 4	BNB	Ave	4334426 116885924	8187576	16257615	38402004	71007699	0.0500 1.50	0.100	0.200	0.500	1.00
PCB-1016 Peak 5	BNB	Ave	1860084 48453575	3330968	6773708	15941578	30122322	0.0500 1.50	0.100	0.200	0.500	1.00
PCB-1260 Peak 1	BNB	Ave	5480135 145027997	9941282	19644756	47031220	84698789	0.0500 1.50	0.100	0.200	0.500	1.00
PCB-1260 Peak 2	BNB	Ave	8835882 235089266	16067419	31738225	75277814	134533012	0.0500 1.50	0.100	0.200	0.500	1.00
PCB-1260 Peak 3	BNB	Ave	5861203 149175291	10286123	20737662	48513454	85788311	0.0500 1.50	0.100	0.200	0.500	1.00
PCB-1260 Peak 4	BNB	Ave	13274037 380570226	23868816	49259685	118219492	210687409	0.0500 1.50	0.100	0.200	0.500	1.00
PCB-1260 Peak 5	BNB	Ave	6713106 177044705	12089596	23735809	56533126	98850662	0.0500 1.50	0.100	0.200	0.500	1.00
Tetrachloro-m-xylene	BNB	Ave	6783715 247283983	13065522	26340114	63527255	121273721	0.00250 0.100	0.00500	0.0100	0.0250	0.0500
DCB Decachlorobiphenyl	BNB	Ave	6541772 217616813	12638183	24580480	54909035	96331348	0.00250 0.100	0.00500	0.0100	0.0250	0.0500

Curve Type Legend:
Ave = Average ISTD

FORM VI
PCBS BY INTERNAL STANDARD - INITIAL CALIBRATION DATA
CURVE EVALUATION

Lab Name: TestAmerica Canton Job No.: 240-100062-2 Analy Batch No.: 342698

SDG No.:

Instrument ID: A2HP4 GC Column: CLP-2 (0.53 ID: 0.53(mm) Heated Purge: (Y/N) N

Calibration Start Date: 08/28/2018 01:02 Calibration End Date: 08/28/2018 02:50 Calibration ID: 46732

Calibration Files:

LEVEL:	LAB SAMPLE ID:	LAB FILE ID:
Level 1	STD005 240-342698/28	P4082728.D
Level 2	STD01 240-342698/29	P4082729.D
Level 3	STD02 240-342698/30	P4082730.D
Level 4	STD05 240-342698/31	P4082731.D
Level 5	STD1 240-342698/32	P4082732.D
Level 6	STD15 240-342698/33	P4082733.D

ANALYTE	RRF					CURVE TYPE	COEFFICIENT			#	MIN RRF	%RSD	#	MAX %RSD	R^2 OR COD	#	MIN R^2 OR COD
	LVL 1 LVL 6	LVL 2	LVL 3	LVL 4	LVL 5		B	M1	M2								
PCB-1016 Peak 1	0.0200 0.0170	0.0200	0.0187	0.0180	0.0174	Ave		0.0185				6.9		20.0			
PCB-1016 Peak 2	0.0397 0.0339	0.0385	0.0373	0.0361	0.0349	Ave		0.0367				6.0		20.0			
PCB-1016 Peak 3	0.0795 0.0744	0.0759	0.0749	0.0744	0.0720	Ave		0.0752				3.3		20.0			
PCB-1016 Peak 4	0.0316 0.0291	0.0309	0.0303	0.0301	0.0289	Ave		0.0302				3.4		20.0			
PCB-1016 Peak 5	0.0150 0.0126	0.0145	0.0139	0.0134	0.0130	Ave		0.0137				6.6		20.0			
PCB-1260 Peak 1	0.0468 0.0408	0.0440	0.0423	0.0417	0.0393	Ave		0.0425				6.1		20.0			
PCB-1260 Peak 2	0.0524 0.0459	0.0491	0.0473	0.0459	0.0428	Ave		0.0472				6.9		20.0			
PCB-1260 Peak 3	0.0394 0.0384	0.0416	0.0399	0.0388	0.0359	Ave		0.0390				4.8		20.0			
PCB-1260 Peak 4	0.1080 0.1034	0.1002	0.0986	0.0972	0.0929	Ave		0.1001				5.2		20.0			
PCB-1260 Peak 5	0.0803 0.0722	0.0733	0.0718	0.0694	0.0656	Ave		0.0721				6.7		20.0			
Tetrachloro-m-xylene	1.0577 1.0233	1.0363	1.0208	1.0317	1.0546	Ave		1.0374				1.5		20.0			
DCB Decachlorobiphenyl	1.3443 1.0028	1.2180	1.1410	1.0479	0.9749	Ave		1.1215				12.6		20.0			

Note: The M1 coefficient is the same as Ave RRF for an Ave curve type.

FORM VI
PCBS BY INTERNAL STANDARD - INITIAL CALIBRATION DATA
RESPONSE AND CONCENTRATION

Lab Name: TestAmerica Canton Job No.: 240-100062-2 Analy Batch No.: 342698

SDG No.:

Instrument ID: A2HP4 GC Column: CLP-2 (0.53 ID: 0.53(mm) Heated Purge: (Y/N) N

Calibration Start Date: 08/28/2018 01:02 Calibration End Date: 08/28/2018 02:50 Calibration ID: 46732

Calibration Files:

LEVEL:	LAB SAMPLE ID:	LAB FILE ID:
Level 1	STD005 240-342698/28	P4082728.D
Level 2	STD01 240-342698/29	P4082729.D
Level 3	STD02 240-342698/30	P4082730.D
Level 4	STD05 240-342698/31	P4082731.D
Level 5	STD1 240-342698/32	P4082732.D
Level 6	STD15 240-342698/33	P4082733.D

ANALYTE	IS REF	CURVE TYPE	RESPONSE					CONCENTRATION (NG/UL)				
			LVL 1 LVL 6	LVL 2	LVL 3	LVL 4	LVL 5	LVL 1 LVL 6	LVL 2	LVL 3	LVL 4	LVL 5
PCB-1016 Peak 1	BNB	Ave	802754 19621960	1548318	2897742	6710894	12197104	0.0500 1.50	0.100	0.200	0.500	1.00
PCB-1016 Peak 2	BNB	Ave	1593811 39147282	2990103	5769701	13428525	24508170	0.0500 1.50	0.100	0.200	0.500	1.00
PCB-1016 Peak 3	BNB	Ave	3187824 85892171	5886513	11585089	27713192	50599617	0.0500 1.50	0.100	0.200	0.500	1.00
PCB-1016 Peak 4	BNB	Ave	1268953 33615554	2393982	4693257	11206768	20308883	0.0500 1.50	0.100	0.200	0.500	1.00
PCB-1016 Peak 5	BNB	Ave	602980 14591683	1124743	2150007	4991282	9149877	0.0500 1.50	0.100	0.200	0.500	1.00
PCB-1260 Peak 1	BNB	Ave	1875497 47104966	3414801	6540490	15527505	27645465	0.0500 1.50	0.100	0.200	0.500	1.00
PCB-1260 Peak 2	BNB	Ave	2103703 52948010	3808302	7320459	17108452	30083473	0.0500 1.50	0.100	0.200	0.500	1.00
PCB-1260 Peak 3	BNB	Ave	1579366 44297712	3226806	6170624	14440823	25254545	0.0500 1.50	0.100	0.200	0.500	1.00
PCB-1260 Peak 4	BNB	Ave	4332040 119388507	7776169	15260702	36205084	65296378	0.0500 1.50	0.100	0.200	0.500	1.00
PCB-1260 Peak 5	BNB	Ave	3220477 83366010	5686342	11116081	25839714	46136334	0.0500 1.50	0.100	0.200	0.500	1.00
Tetrachloro-m-xylene	BNB	Ave	2121339 78748280	4020494	7899717	19209537	37059579	0.00250 0.100	0.00500	0.0100	0.0250	0.0500
DCB Decachlorobiphenyl	BNB	Ave	2696005 77170447	4725608	8829408	19512385	34257551	0.00250 0.100	0.00500	0.0100	0.0250	0.0500

Curve Type Legend:
Ave = Average ISTD

FORM VII
PCBS CONTINUING CALIBRATION DATA

Lab Name: TestAmerica Canton Job No.: 240-100062-2

SDG No.:

Lab Sample ID: ICV 240-342698/34 Calibration Date: 08/28/2018 03:12

Instrument ID: A2HP4 Calib Start Date: 08/27/2018 22:52

GC Column: CLP-1 (0.53mm) ID: 0.53(mm) Calib End Date: 08/28/2018 00:41

Lab File ID: P4082734.D Conc. Units: ng/uL

ANALYTE	CURVE TYPE	AVE RRF	RRF	MIN RRF	CALC AMOUNT	SPIKE AMOUNT	%D	MAX %D
PCB-1221 Peak 1	Ave	0.0098	0.0120		0.613	0.500	22.5*	20.0
PCB-1221 Peak 2	Ave	0.0066	0.0077		0.583	0.500	16.6	20.0
PCB-1221 Peak 3	Ave	0.0251	0.0297		0.592	0.500	18.5	20.0

Average %D 1221 14.2

FORM VII
PCBS CONTINUING CALIBRATION RETENTION TIME SUMMARY

Lab Name: TestAmerica Canton Job No.: 240-100062-2

SDG No.:

Lab Sample ID: ICV 240-342698/34 Calibration Date: 08/28/2018 03:12

Instrument ID: A2HP4 Calib Start Date: 08/27/2018 22:52

GC Column: CLP-1 (0.53mm) ID: 0.53(mm) Calib End Date: 08/28/2018 00:41

Lab File ID: P4082734.D

Analyte	RT	RT WINDOW	
		FROM	TO
PCB-1221 Peak 1	3.98	3.95	3.99
PCB-1221 Peak 2	4.28	4.25	4.29
PCB-1221 Peak 3	4.36	4.33	4.37

FORM VII
PCBS CONTINUING CALIBRATION DATA

Lab Name: TestAmerica Canton Job No.: 240-100062-2

SDG No.:

Lab Sample ID: ICV 240-342698/34 Calibration Date: 08/28/2018 03:12

Instrument ID: A2HP4 Calib Start Date: 08/27/2018 22:52

GC Column: CLP-2 (0.53mm) ID: 0.53(mm) Calib End Date: 08/28/2018 00:41

Lab File ID: P4082734.D Conc. Units: ng/uL

ANALYTE	CURVE TYPE	AVE RRF	RRF	MIN RRF	CALC AMOUNT	SPIKE AMOUNT	%D	MAX %D
PCB-1221 Peak 1	Ave	0.0112	0.0131		0.585	0.500	17.1	20.0
PCB-1221 Peak 2	Ave	0.0075	0.0089		0.594	0.500	18.9	20.0
PCB-1221 Peak 3	Ave	0.0275	0.0320		0.582	0.500	16.3	20.0

FORM VII
PCBS CONTINUING CALIBRATION RETENTION TIME SUMMARY

Lab Name: TestAmerica Canton Job No.: 240-100062-2

SDG No.:

Lab Sample ID: ICV 240-342698/34 Calibration Date: 08/28/2018 03:12

Instrument ID: A2HP4 Calib Start Date: 08/27/2018 22:52

GC Column: CLP-2 (0.53mm) ID: 0.53(mm) Calib End Date: 08/28/2018 00:41

Lab File ID: P4082734.D

Analyte	RT	RT WINDOW	
		FROM	TO
PCB-1221 Peak 1	5.32	5.28	5.32
PCB-1221 Peak 2	5.59	5.56	5.60
PCB-1221 Peak 3	5.71	5.68	5.71

FORM VII
PCBS CONTINUING CALIBRATION DATA

Lab Name: TestAmerica Canton Job No.: 240-100062-2

SDG No.:

Lab Sample ID: ICV 240-342698/35 Calibration Date: 08/28/2018 03:33

Instrument ID: A2HP4 Calib Start Date: 08/27/2018 16:14

GC Column: CLP-1 (0.53mm) ID: 0.53(mm) Calib End Date: 08/27/2018 18:07

Lab File ID: P4082735.D Conc. Units: ng/uL

ANALYTE	CURVE TYPE	AVE RRF	RRF	MIN RRF	CALC AMOUNT	SPIKE AMOUNT	%D	MAX %D
PCB-1232 Peak 1	Ave	0.0205	0.0181		0.440	0.500	-12.0	20.0
PCB-1232 Peak 2	Ave	0.0147	0.0147		0.501	0.500	0.1	20.0
PCB-1232 Peak 3	Ave	0.0333	0.0235		0.353	0.500	-29.4*	20.0
PCB-1232 Peak 4	Ave	0.0145	0.0145		0.501	0.500	0.1	20.0
PCB-1232 Peak 5	Ave	0.0053	0.0051		0.484	0.500	-3.2	20.0

Average %D 1232 -8.88

FORM VII
PCBS CONTINUING CALIBRATION RETENTION TIME SUMMARY

Lab Name: TestAmerica Canton Job No.: 240-100062-2

SDG No.:

Lab Sample ID: ICV 240-342698/35 Calibration Date: 08/28/2018 03:33

Instrument ID: A2HP4 Calib Start Date: 08/27/2018 16:14

GC Column: CLP-1 (0.53mm) ID: 0.53(mm) Calib End Date: 08/27/2018 18:07

Lab File ID: P4082735.D

Analyte	RT	RT WINDOW	
		FROM	TO
PCB-1232 Peak 1	4.36	4.33	4.37
PCB-1232 Peak 2	5.08	5.05	5.09
PCB-1232 Peak 3	5.89	5.88	5.92
PCB-1232 Peak 4	6.14	6.11	6.15
PCB-1232 Peak 5	6.55	6.52	6.56

FORM VII
PCBS CONTINUING CALIBRATION DATA

Lab Name: TestAmerica Canton Job No.: 240-100062-2

SDG No.:

Lab Sample ID: ICV 240-342698/35 Calibration Date: 08/28/2018 03:33

Instrument ID: A2HP4 Calib Start Date: 08/27/2018 16:14

GC Column: CLP-2 (0.53mm) ID: 0.53(mm) Calib End Date: 08/27/2018 18:07

Lab File ID: P4082735.D Conc. Units: ng/uL

ANALYTE	CURVE TYPE	AVE RRF	RRF	MIN RRF	CALC AMOUNT	SPIKE AMOUNT	%D	MAX %D
PCB-1232 Peak 1	Ave	0.0225	0.0211		0.469	0.500	-6.2	20.0
PCB-1232 Peak 2	Ave	0.0176	0.0166		0.473	0.500	-5.5	20.0
PCB-1232 Peak 3	Ave	0.0343	0.0342		0.498	0.500	-0.3	20.0
PCB-1232 Peak 4	Ave	0.0141	0.0141		0.498	0.500	-0.5	20.0
PCB-1232 Peak 5	Ave	0.0070	0.0075		0.532	0.500	6.3	20.0

FORM VII
PCBS CONTINUING CALIBRATION RETENTION TIME SUMMARY

Lab Name: TestAmerica Canton Job No.: 240-100062-2

SDG No.:

Lab Sample ID: ICV 240-342698/35 Calibration Date: 08/28/2018 03:33

Instrument ID: A2HP4 Calib Start Date: 08/27/2018 16:14

GC Column: CLP-2 (0.53mm) ID: 0.53(mm) Calib End Date: 08/27/2018 18:07

Lab File ID: P4082735.D

Analyte	RT	RT WINDOW	
		FROM	TO
PCB-1232 Peak 1	5.71	5.68	5.71
PCB-1232 Peak 2	6.45	6.42	6.46
PCB-1232 Peak 3	7.21	7.18	7.22
PCB-1232 Peak 4	7.42	7.38	7.42
PCB-1232 Peak 5	7.77	7.73	7.77

FORM VII
PCBS CONTINUING CALIBRATION DATA

Lab Name: TestAmerica Canton Job No.: 240-100062-2

SDG No.:

Lab Sample ID: ICV 240-342698/36 Calibration Date: 08/28/2018 03:55

Instrument ID: A2HP4 Calib Start Date: 08/27/2018 18:29

GC Column: CLP-1 (0.53mm) ID: 0.53(mm) Calib End Date: 08/27/2018 20:20

Lab File ID: P4082736.D Conc. Units: ng/uL

ANALYTE	CURVE TYPE	AVE RRF	RRF	MIN RRF	CALC AMOUNT	SPIKE AMOUNT	%D	MAX %D
PCB-1242 Peak 1	Ave	0.0142	0.0136		0.477	0.500	-4.6	20.0
PCB-1242 Peak 2	Ave	0.0258	0.0247		0.479	0.500	-4.3	20.0
PCB-1242 Peak 3	Ave	0.0590	0.0440		0.373	0.500	-25.3*	20.0
PCB-1242 Peak 4	Ave	0.0252	0.0258		0.511	0.500	2.2	20.0
PCB-1242 Peak 5	Ave	0.0101	0.0102		0.504	0.500	0.9	20.0

Average %D 1242 -6.22

FORM VII
PCBS CONTINUING CALIBRATION RETENTION TIME SUMMARY

Lab Name: TestAmerica Canton Job No.: 240-100062-2

SDG No.:

Lab Sample ID: ICV 240-342698/36 Calibration Date: 08/28/2018 03:55

Instrument ID: A2HP4 Calib Start Date: 08/27/2018 18:29

GC Column: CLP-1 (0.53mm) ID: 0.53(mm) Calib End Date: 08/27/2018 20:20

Lab File ID: P4082736.D

Analyte	RT	RT WINDOW	
		FROM	TO
PCB-1242 Peak 1	4.35	4.33	4.37
PCB-1242 Peak 2	5.07	5.05	5.09
PCB-1242 Peak 3	5.88	5.89	5.93
PCB-1242 Peak 4	6.13	6.11	6.15
PCB-1242 Peak 5	6.54	6.52	6.56

FORM VII
PCBS CONTINUING CALIBRATION DATA

Lab Name: TestAmerica Canton Job No.: 240-100062-2

SDG No.:

Lab Sample ID: ICV 240-342698/36 Calibration Date: 08/28/2018 03:55

Instrument ID: A2HP4 Calib Start Date: 08/27/2018 18:29

GC Column: CLP-2 (0.53mm) ID: 0.53(mm) Calib End Date: 08/27/2018 20:20

Lab File ID: P4082736.D Conc. Units: ng/uL

ANALYTE	CURVE TYPE	AVE RRF	RRF	MIN RRF	CALC AMOUNT	SPIKE AMOUNT	%D	MAX %D
PCB-1242 Peak 1	Ave	0.0157	0.0155		0.493	0.500	-1.4	20.0
PCB-1242 Peak 2	Ave	0.0296	0.0273		0.460	0.500	-7.9	20.0
PCB-1242 Peak 3	Ave	0.0608	0.0597		0.491	0.500	-1.8	20.0
PCB-1242 Peak 4	Ave	0.0249	0.0242		0.485	0.500	-3.0	20.0
PCB-1242 Peak 5	Ave	0.0149	0.0144		0.485	0.500	-3.1	20.0

FORM VII
PCBS CONTINUING CALIBRATION RETENTION TIME SUMMARY

Lab Name: TestAmerica Canton Job No.: 240-100062-2

SDG No.:

Lab Sample ID: ICV 240-342698/36 Calibration Date: 08/28/2018 03:55

Instrument ID: A2HP4 Calib Start Date: 08/27/2018 18:29

GC Column: CLP-2 (0.53mm) ID: 0.53(mm) Calib End Date: 08/27/2018 20:20

Lab File ID: P4082736.D

Analyte	RT	RT WINDOW	
		FROM	TO
PCB-1242 Peak 1	5.70	5.68	5.72
PCB-1242 Peak 2	6.44	6.42	6.46
PCB-1242 Peak 3	7.20	7.18	7.22
PCB-1242 Peak 4	7.41	7.39	7.42
PCB-1242 Peak 5	7.76	7.74	7.78

FORM VII
PCBS CONTINUING CALIBRATION DATA

Lab Name: TestAmerica Canton Job No.: 240-100062-2

SDG No.:

Lab Sample ID: ICV 240-342698/38 Calibration Date: 08/28/2018 04:38

Instrument ID: A2HP4 Calib Start Date: 08/27/2018 22:52

GC Column: CLP-1 (0.53mm) ID: 0.53(mm) Calib End Date: 08/28/2018 00:41

Lab File ID: P4082738.D Conc. Units: ng/uL

ANALYTE	CURVE TYPE	AVE RRF	RRF	MIN RRF	CALC AMOUNT	SPIKE AMOUNT	%D	MAX %D
PCB-1254 Peak 1	Ave	0.0301	0.0319		0.529	0.500	5.8	20.0
PCB-1254 Peak 2	Ave	0.0555	0.0609		0.549	0.500	9.8	20.0
PCB-1254 Peak 3	Ave	0.0410	0.0471		0.575	0.500	14.9	20.0
PCB-1254 Peak 4	Ave	0.0366	0.0427		0.583	0.500	16.6	20.0
PCB-1254 Peak 5	Ave	0.0543	0.0647		0.596	0.500	19.1	20.0

FORM VII
PCBS CONTINUING CALIBRATION RETENTION TIME SUMMARY

Lab Name: TestAmerica Canton Job No.: 240-100062-2

SDG No.:

Lab Sample ID: ICV 240-342698/38 Calibration Date: 08/28/2018 04:38

Instrument ID: A2HP4 Calib Start Date: 08/27/2018 22:52

GC Column: CLP-1 (0.53mm) ID: 0.53(mm) Calib End Date: 08/28/2018 00:41

Lab File ID: P4082738.D

Analyte	RT	RT WINDOW	
		FROM	TO
PCB-1254 Peak 1	7.37	7.35	7.39
PCB-1254 Peak 2	8.20	8.19	8.23
PCB-1254 Peak 3	8.51	8.50	8.54
PCB-1254 Peak 4	8.71	8.70	8.74
PCB-1254 Peak 5	8.99	8.98	9.02

FORM VII
PCBS CONTINUING CALIBRATION DATA

Lab Name: TestAmerica Canton Job No.: 240-100062-2

SDG No.:

Lab Sample ID: ICV 240-342698/38 Calibration Date: 08/28/2018 04:38

Instrument ID: A2HP4 Calib Start Date: 08/27/2018 22:52

GC Column: CLP-2 (0.53mm) ID: 0.53(mm) Calib End Date: 08/28/2018 00:41

Lab File ID: P4082738.D Conc. Units: ng/uL

ANALYTE	CURVE TYPE	AVE RRF	RRF	MIN RRF	CALC AMOUNT	SPIKE AMOUNT	%D	MAX %D
PCB-1254 Peak 1	Ave	0.0327	0.0343		0.525	0.500	4.9	20.0
PCB-1254 Peak 2	Ave	0.0383	0.0408		0.532	0.500	6.5	20.0
PCB-1254 Peak 3	Ave	0.0559	0.0587		0.526	0.500	5.1	20.0
PCB-1254 Peak 4	Ave	0.0408	0.0431		0.528	0.500	5.5	20.0
PCB-1254 Peak 5	Ave	0.0565	0.0640		0.566	0.500	13.1	20.0

FORM VII
PCBS CONTINUING CALIBRATION RETENTION TIME SUMMARY

Lab Name: TestAmerica Canton Job No.: 240-100062-2

SDG No.:

Lab Sample ID: ICV 240-342698/38 Calibration Date: 08/28/2018 04:38

Instrument ID: A2HP4 Calib Start Date: 08/27/2018 22:52

GC Column: CLP-2 (0.53mm) ID: 0.53(mm) Calib End Date: 08/28/2018 00:41

Lab File ID: P4082738.D

Analyte	RT	RT WINDOW	
		FROM	TO
PCB-1254 Peak 1	8.54	8.52	8.56
PCB-1254 Peak 2	8.75	8.73	8.77
PCB-1254 Peak 3	9.21	9.20	9.24
PCB-1254 Peak 4	9.43	9.42	9.46
PCB-1254 Peak 5	9.92	9.91	9.95

FORM VII
PCBS CONTINUING CALIBRATION DATA

Lab Name: TestAmerica Canton Job No.: 240-100062-2

SDG No.:

Lab Sample ID: ICV 240-342698/39 Calibration Date: 08/28/2018 05:00

Instrument ID: A2HP4 Calib Start Date: 08/28/2018 01:02

GC Column: CLP-1 (0.53mm) ID: 0.53(mm) Calib End Date: 08/28/2018 02:50

Lab File ID: P4082739.D Conc. Units: ng/uL

ANALYTE	CURVE TYPE	AVE RRF	RRF	MIN RRF	CALC AMOUNT	SPIKE AMOUNT	%D	MAX %D
PCB-1016 Peak 1	Ave	0.0171	0.0171		0.498	0.500	-0.4	20.0
PCB-1016 Peak 2	Ave	0.0320	0.0302		0.471	0.500	-5.7	20.0
PCB-1016 Peak 3	Ave	0.0735	0.0534		0.363	0.500	-27.4*	20.0
PCB-1016 Peak 4	Ave	0.0313	0.0307		0.492	0.500	-1.6	20.0
PCB-1016 Peak 5	Ave	0.0131	0.0123		0.470	0.500	-6.0	20.0
PCB-1260 Peak 1	Ave	0.0383	0.0411		0.537	0.500	7.3	20.0
PCB-1260 Peak 2	Ave	0.0616	0.0658		0.534	0.500	6.9	20.0
PCB-1260 Peak 3	Ave	0.0398	0.0423		0.532	0.500	6.3	20.0
PCB-1260 Peak 4	Ave	0.0954	0.1047		0.549	0.500	9.8	20.0
PCB-1260 Peak 5	Ave	0.0462	0.0500		0.541	0.500	8.3	20.0
Tetrachloro-m-xylene	Ave	1.013	1.045		0.0258	0.0250	3.1	20.0
DCB Decachlorobiphenyl	Ave	0.9123	0.9193		0.0252	0.0250	0.8	20.0

Average %D 1016 -8.22

FORM VII
PCBS CONTINUING CALIBRATION RETENTION TIME SUMMARY

Lab Name: TestAmerica Canton Job No.: 240-100062-2

SDG No.:

Lab Sample ID: ICV 240-342698/39 Calibration Date: 08/28/2018 05:00

Instrument ID: A2HP4 Calib Start Date: 08/28/2018 01:02

GC Column: CLP-1 (0.53mm) ID: 0.53(mm) Calib End Date: 08/28/2018 02:50

Lab File ID: P4082739.D

Analyte	RT	RT WINDOW	
		FROM	TO
PCB-1016 Peak 1	4.34	4.34	4.38
PCB-1016 Peak 2	5.06	5.06	5.10
PCB-1016 Peak 3	5.87	5.90	5.93
PCB-1016 Peak 4	6.12	6.12	6.15
PCB-1016 Peak 5	6.53	6.53	6.56
PCB-1260 Peak 1	8.41	8.40	8.44
PCB-1260 Peak 2	8.71	8.70	8.74
PCB-1260 Peak 3	9.10	9.09	9.13
PCB-1260 Peak 4	9.62	9.61	9.64
PCB-1260 Peak 5	9.87	9.85	9.89
Tetrachloro-m-xylene	3.55	3.55	3.58
DCB Decachlorobiphenyl	10.78	10.77	10.81

FORM VII
PCBS CONTINUING CALIBRATION DATA

Lab Name: TestAmerica Canton Job No.: 240-100062-2

SDG No.:

Lab Sample ID: ICV 240-342698/39 Calibration Date: 08/28/2018 05:00

Instrument ID: A2HP4 Calib Start Date: 08/28/2018 01:02

GC Column: CLP-2 (0.53mm) ID: 0.53(mm) Calib End Date: 08/28/2018 02:50

Lab File ID: P4082739.D Conc. Units: ng/uL

ANALYTE	CURVE TYPE	AVE RRF	RRF	MIN RRF	CALC AMOUNT	SPIKE AMOUNT	%D	MAX %D
PCB-1016 Peak 1	Ave	0.0185	0.0188		0.508	0.500	1.7	20.0
PCB-1016 Peak 2	Ave	0.0367	0.0316		0.430	0.500	-14.1	20.0
PCB-1016 Peak 3	Ave	0.0752	0.0731		0.486	0.500	-2.7	20.0
PCB-1016 Peak 4	Ave	0.0302	0.0293		0.486	0.500	-2.9	20.0
PCB-1016 Peak 5	Ave	0.0137	0.0128		0.466	0.500	-6.9	20.0
PCB-1260 Peak 1	Ave	0.0425	0.0412		0.485	0.500	-3.0	20.0
PCB-1260 Peak 2	Ave	0.0472	0.0500		0.529	0.500	5.9	20.0
PCB-1260 Peak 3	Ave	0.0390	0.0410		0.526	0.500	5.1	20.0
PCB-1260 Peak 4	Ave	0.1001	0.1070		0.535	0.500	7.0	20.0
PCB-1260 Peak 5	Ave	0.0721	0.0736		0.510	0.500	2.0	20.0
Tetrachloro-m-xylene	Ave	1.037	1.070		0.0258	0.0250	3.1	20.0
DCB Decachlorobiphenyl	Ave	1.121	1.135		0.0253	0.0250	1.2	20.0

FORM VII
PCBS CONTINUING CALIBRATION RETENTION TIME SUMMARY

Lab Name: TestAmerica Canton Job No.: 240-100062-2

SDG No.:

Lab Sample ID: ICV 240-342698/39 Calibration Date: 08/28/2018 05:00

Instrument ID: A2HP4 Calib Start Date: 08/28/2018 01:02

GC Column: CLP-2 (0.53mm) ID: 0.53(mm) Calib End Date: 08/28/2018 02:50

Lab File ID: P4082739.D

Analyte	RT	RT WINDOW	
		FROM	TO
PCB-1016 Peak 1	5.69	5.69	5.73
PCB-1016 Peak 2	6.43	6.43	6.47
PCB-1016 Peak 3	7.19	7.19	7.22
PCB-1016 Peak 4	7.39	7.39	7.43
PCB-1016 Peak 5	7.80	7.79	7.83
PCB-1260 Peak 1	9.40	9.38	9.42
PCB-1260 Peak 2	9.59	9.58	9.62
PCB-1260 Peak 3	10.00	9.98	10.02
PCB-1260 Peak 4	10.46	10.45	10.49
PCB-1260 Peak 5	10.76	10.75	10.79
Tetrachloro-m-xylene	4.61	4.61	4.65
DCB Decachlorobiphenyl	11.71	11.70	11.74

FORM VII
PCBS CONTINUING CALIBRATION DATA

Lab Name: TestAmerica Canton Job No.: 240-100062-2

SDG No.:

Lab Sample ID: ICV 240-342698/40 Calibration Date: 08/28/2018 05:21

Instrument ID: A2HP4 Calib Start Date: 08/27/2018 16:14

GC Column: CLP-1 (0.53mm) ID: 0.53(mm) Calib End Date: 08/27/2018 18:07

Lab File ID: P4082740.D Conc. Units: ng/uL

ANALYTE	CURVE TYPE	AVE RRF	RRF	MIN RRF	CALC AMOUNT	SPIKE AMOUNT	%D	MAX %D
PCB-1262 Peak 1	Ave	0.0476	0.0461		0.483	0.500	-3.3	20.0
PCB-1262 Peak 2	Ave	0.0645	0.0613		0.475	0.500	-5.0	20.0
PCB-1262 Peak 3	Ave	0.0518	0.0513		0.495	0.500	-0.9	20.0
PCB-1262 Peak 4	Ave	0.1190	0.1172		0.492	0.500	-1.5	20.0
PCB-1262 Peak 5	Ave	0.0496	0.0474		0.478	0.500	-4.4	20.0

FORM VII
PCBS CONTINUING CALIBRATION RETENTION TIME SUMMARY

Lab Name: TestAmerica Canton Job No.: 240-100062-2

SDG No.:

Lab Sample ID: ICV 240-342698/40 Calibration Date: 08/28/2018 05:21

Instrument ID: A2HP4 Calib Start Date: 08/27/2018 16:14

GC Column: CLP-1 (0.53mm) ID: 0.53(mm) Calib End Date: 08/27/2018 18:07

Lab File ID: P4082740.D

Analyte	RT	RT WINDOW	
		FROM	TO
PCB-1262 Peak 1	8.71	8.70	8.74
PCB-1262 Peak 2	9.10	9.09	9.13
PCB-1262 Peak 3	9.33	9.32	9.36
PCB-1262 Peak 4	9.62	9.61	9.65
PCB-1262 Peak 5	9.90	9.89	9.93

FORM VII
PCBS CONTINUING CALIBRATION DATA

Lab Name: TestAmerica Canton Job No.: 240-100062-2

SDG No.:

Lab Sample ID: ICV 240-342698/40 Calibration Date: 08/28/2018 05:21

Instrument ID: A2HP4 Calib Start Date: 08/27/2018 16:14

GC Column: CLP-2 (0.53mm) ID: 0.53(mm) Calib End Date: 08/27/2018 18:07

Lab File ID: P4082740.D Conc. Units: ng/uL

ANALYTE	CURVE TYPE	AVE RRF	RRF	MIN RRF	CALC AMOUNT	SPIKE AMOUNT	%D	MAX %D
PCB-1262 Peak 1	Ave	0.0403	0.0380		0.472	0.500	-5.6	20.0
PCB-1262 Peak 2	Ave	0.0601	0.0568		0.472	0.500	-5.5	20.0
PCB-1262 Peak 3	Ave	0.0529	0.0504		0.476	0.500	-4.7	20.0
PCB-1262 Peak 4	Ave	0.1210	0.1162		0.480	0.500	-3.9	20.0
PCB-1262 Peak 5	Ave	0.0954	0.0841		0.440	0.500	-11.9	20.0

FORM VII
PCBS CONTINUING CALIBRATION RETENTION TIME SUMMARY

Lab Name: TestAmerica Canton Job No.: 240-100062-2

SDG No.:

Lab Sample ID: ICV 240-342698/40 Calibration Date: 08/28/2018 05:21

Instrument ID: A2HP4 Calib Start Date: 08/27/2018 16:14

GC Column: CLP-2 (0.53mm) ID: 0.53(mm) Calib End Date: 08/27/2018 18:07

Lab File ID: P4082740.D

Analyte	RT	RT WINDOW	
		FROM	TO
PCB-1262 Peak 1	9.59	9.58	9.62
PCB-1262 Peak 2	9.99	9.98	10.02
PCB-1262 Peak 3	10.25	10.24	10.27
PCB-1262 Peak 4	10.46	10.45	10.48
PCB-1262 Peak 5	10.76	10.75	10.79

FORM VII
PCBS CONTINUING CALIBRATION DATA

Lab Name: TestAmerica Canton Job No.: 240-100062-2

SDG No.:

Lab Sample ID: ICV 240-342698/41 Calibration Date: 08/28/2018 05:43

Instrument ID: A2HP4 Calib Start Date: 08/27/2018 18:29

GC Column: CLP-1 (0.53mm) ID: 0.53(mm) Calib End Date: 08/27/2018 20:20

Lab File ID: P4082741.D Conc. Units: ng/uL

ANALYTE	CURVE TYPE	AVE RRF	RRF	MIN RRF	CALC AMOUNT	SPIKE AMOUNT	%D	MAX %D
PCB-1268 Peak 1	Ave	0.1418	0.1670		0.589	0.500	17.8	20.0
PCB-1268 Peak 2	Ave	0.1361	0.1762		0.647	0.500	29.5*	20.0
PCB-1268 Peak 3	Ave	0.1199	0.1231		0.513	0.500	2.6	20.0
PCB-1268 Peak 4	Ave	0.0494	0.0563		0.569	0.500	13.9	20.0
PCB-1268 Peak 5	Ave	0.3600	0.3520		0.489	0.500	-2.2	20.0

Average %D 1268 12.32

FORM VII
PCBS CONTINUING CALIBRATION RETENTION TIME SUMMARY

Lab Name: TestAmerica Canton Job No.: 240-100062-2

SDG No.:

Lab Sample ID: ICV 240-342698/41 Calibration Date: 08/28/2018 05:43

Instrument ID: A2HP4 Calib Start Date: 08/27/2018 18:29

GC Column: CLP-1 (0.53mm) ID: 0.53(mm) Calib End Date: 08/27/2018 20:20

Lab File ID: P4082741.D

Analyte	RT	RT WINDOW	
		FROM	TO
PCB-1268 Peak 1	9.90	9.89	9.93
PCB-1268 Peak 2	9.94	9.92	9.96
PCB-1268 Peak 3	10.10	10.09	10.13
PCB-1268 Peak 4	10.40	10.39	10.42
PCB-1268 Peak 5	10.63	10.62	10.66

FORM VII
PCBS CONTINUING CALIBRATION DATA

Lab Name: TestAmerica Canton Job No.: 240-100062-2

SDG No.:

Lab Sample ID: ICV 240-342698/41 Calibration Date: 08/28/2018 05:43

Instrument ID: A2HP4 Calib Start Date: 08/27/2018 18:29

GC Column: CLP-2 (0.53mm) ID: 0.53(mm) Calib End Date: 08/27/2018 20:20

Lab File ID: P4082741.D Conc. Units: ng/uL

ANALYTE	CURVE TYPE	AVE RRF	RRF	MIN RRF	CALC AMOUNT	SPIKE AMOUNT	%D	MAX %D
PCB-1268 Peak 1	Ave	0.1509	0.1700		0.563	0.500	12.7	20.0
PCB-1268 Peak 2	Ave	0.1488	0.1833		0.616	0.500	23.2*	20.0
PCB-1268 Peak 3	Ave	0.1311	0.1296		0.494	0.500	-1.2	20.0
PCB-1268 Peak 4	Ave	0.0554	0.0623		0.562	0.500	12.5	20.0
PCB-1268 Peak 5	Ave	0.4245	0.4090		0.482	0.500	-3.6	20.0

Average %D 1268 8.72

FORM VII
PCBS CONTINUING CALIBRATION RETENTION TIME SUMMARY

Lab Name: TestAmerica Canton Job No.: 240-100062-2

SDG No.:

Lab Sample ID: ICV 240-342698/41 Calibration Date: 08/28/2018 05:43

Instrument ID: A2HP4 Calib Start Date: 08/27/2018 18:29

GC Column: CLP-2 (0.53mm) ID: 0.53(mm) Calib End Date: 08/27/2018 20:20

Lab File ID: P4082741.D

Analyte	RT	RT WINDOW	
		FROM	TO
PCB-1268 Peak 1	10.76	10.75	10.79
PCB-1268 Peak 2	10.80	10.79	10.82
PCB-1268 Peak 3	11.01	10.99	11.03
PCB-1268 Peak 4	11.23	11.22	11.26
PCB-1268 Peak 5	11.49	11.48	11.52

FORM VII
PCBS CONTINUING CALIBRATION DATA

Lab Name: TestAmerica Canton Job No.: 240-100062-2

SDG No.:

Lab Sample ID: ICV 240-342698/42 Calibration Date: 08/28/2018 07:28

Instrument ID: A2HP4 Calib Start Date: 08/27/2018 20:42

GC Column: CLP-1 (0.53mm) ID: 0.53(mm) Calib End Date: 08/27/2018 22:31

Lab File ID: P4082742.D Conc. Units: ng/uL

ANALYTE	CURVE TYPE	AVE RRF	RRF	MIN RRF	CALC AMOUNT	SPIKE AMOUNT	%D	MAX %D
PCB-1248 Peak 1	Ave	0.0132	0.0147		0.554	0.500	10.8	20.0
PCB-1248 Peak 2	Lin1		0.0254		0.578	0.500	15.6	20.0
PCB-1248 Peak 3	Ave	0.0378	0.0461		0.609	0.500	21.9*	20.0
PCB-1248 Peak 4	Ave	0.0290	0.0360		0.621	0.500	24.1*	20.0
PCB-1248 Peak 5	Ave	0.0175	0.0210		0.601	0.500	20.2*	20.0

Average %D 1248 18.52

FORM VII
PCBS CONTINUING CALIBRATION RETENTION TIME SUMMARY

Lab Name: TestAmerica Canton Job No.: 240-100062-2

SDG No.:

Lab Sample ID: ICV 240-342698/42 Calibration Date: 08/28/2018 07:28

Instrument ID: A2HP4 Calib Start Date: 08/27/2018 20:42

GC Column: CLP-1 (0.53mm) ID: 0.53(mm) Calib End Date: 08/27/2018 22:31

Lab File ID: P4082742.D

Analyte	RT	RT WINDOW	
		FROM	TO
PCB-1248 Peak 1	5.08	5.05	5.09
PCB-1248 Peak 2	6.47	6.44	6.48
PCB-1248 Peak 3	6.81	6.78	6.81
PCB-1248 Peak 4	7.74	7.71	7.75
PCB-1248 Peak 5	8.22	8.19	8.23

FORM VII
PCBS CONTINUING CALIBRATION DATA

Lab Name: TestAmerica Canton Job No.: 240-100062-2

SDG No.:

Lab Sample ID: ICV 240-342698/42 Calibration Date: 08/28/2018 07:28

Instrument ID: A2HP4 Calib Start Date: 08/27/2018 20:42

GC Column: CLP-2 (0.53mm) ID: 0.53(mm) Calib End Date: 08/27/2018 22:31

Lab File ID: P4082742.D Conc. Units: ng/uL

ANALYTE	CURVE TYPE	AVE RRF	RRF	MIN RRF	CALC AMOUNT	SPIKE AMOUNT	%D	MAX %D
PCB-1248 Peak 1	Ave	0.0155	0.0143		0.460	0.500	-7.9	20.0
PCB-1248 Peak 2	Lin1		0.0246		0.593	0.500	18.5	20.0
PCB-1248 Peak 3	Ave	0.0297	0.0347		0.584	0.500	16.8	20.0
PCB-1248 Peak 4	Ave	0.0373	0.0474		0.634	0.500	26.8*	20.0
PCB-1248 Peak 5	Ave	0.0196	0.0229		0.586	0.500	17.2	20.0

Average %D 1248 14.28

FORM VII 8082A

FORM VII
PCBS CONTINUING CALIBRATION RETENTION TIME SUMMARY

Lab Name: TestAmerica Canton Job No.: 240-100062-2

SDG No.:

Lab Sample ID: ICV 240-342698/42 Calibration Date: 08/28/2018 07:28

Instrument ID: A2HP4 Calib Start Date: 08/27/2018 20:42

GC Column: CLP-2 (0.53mm) ID: 0.53(mm) Calib End Date: 08/27/2018 22:31

Lab File ID: P4082742.D

Analyte	RT	RT WINDOW	
		FROM	TO
PCB-1248 Peak 1	6.45	6.43	6.46
PCB-1248 Peak 2	7.71	7.69	7.73
PCB-1248 Peak 3	8.05	8.03	8.06
PCB-1248 Peak 4	8.55	8.53	8.56
PCB-1248 Peak 5	9.22	9.20	9.24

FORM VII
PCBS CONTINUING CALIBRATION DATA

Lab Name: TestAmerica Canton Job No.: 240-100062-2

SDG No.:

Lab Sample ID: CCV 240-345001/4 Calibration Date: 09/12/2018 18:39

Instrument ID: A2HP4 Calib Start Date: 08/27/2018 16:14

GC Column: CLP-1 (0.53mm) ID: 0.53(mm) Calib End Date: 08/27/2018 18:07

Lab File ID: P4091238.D Conc. Units: ng/uL

ANALYTE	CURVE TYPE	AVE RRF	RRF	MIN RRF	CALC AMOUNT	SPIKE AMOUNT	%D	MAX %D
PCB-1232 Peak 1	Ave	0.0205	0.0193		0.470	0.500	-6.0	20.0
PCB-1232 Peak 2	Ave	0.0147	0.0139		0.472	0.500	-5.6	20.0
PCB-1232 Peak 3	Ave	0.0333	0.0323		0.485	0.500	-3.0	20.0
PCB-1232 Peak 4	Ave	0.0145	0.0137		0.474	0.500	-5.2	20.0
PCB-1232 Peak 5	Ave	0.0053	0.0050		0.470	0.500	-6.0	20.0
PCB-1262 Peak 1	Ave	0.0476	0.0476		0.499	0.500	-0.1	20.0
PCB-1262 Peak 2	Ave	0.0645	0.0632		0.490	0.500	-2.0	20.0
PCB-1262 Peak 3	Ave	0.0518	0.0525		0.507	0.500	1.3	20.0
PCB-1262 Peak 4	Ave	0.1190	0.1194		0.502	0.500	0.3	20.0
PCB-1262 Peak 5	Ave	0.0496	0.0483		0.486	0.500	-2.7	20.0

FORM VII
PCBS CONTINUING CALIBRATION RETENTION TIME SUMMARY

Lab Name: TestAmerica Canton Job No.: 240-100062-2

SDG No.:

Lab Sample ID: CCV 240-345001/4 Calibration Date: 09/12/2018 18:39

Instrument ID: A2HP4 Calib Start Date: 08/27/2018 16:14

GC Column: CLP-1 (0.53mm) ID: 0.53(mm) Calib End Date: 08/27/2018 18:07

Lab File ID: P4091238.D

Analyte	RT	RT WINDOW	
		FROM	TO
PCB-1232 Peak 1	4.32	4.30	4.34
PCB-1232 Peak 2	5.04	5.02	5.06
PCB-1232 Peak 3	5.88	5.86	5.90
PCB-1232 Peak 4	6.10	6.08	6.12
PCB-1232 Peak 5	6.51	6.49	6.53
PCB-1262 Peak 1	8.70	8.68	8.72
PCB-1262 Peak 2	9.09	9.07	9.11
PCB-1262 Peak 3	9.32	9.30	9.34
PCB-1262 Peak 4	9.61	9.59	9.63
PCB-1262 Peak 5	9.89	9.87	9.91

FORM VII
PCBS CONTINUING CALIBRATION DATA

Lab Name: TestAmerica Canton Job No.: 240-100062-2

SDG No.:

Lab Sample ID: CCV 240-345001/5 Calibration Date: 09/12/2018 19:01

Instrument ID: A2HP4 Calib Start Date: 08/27/2018 18:29

GC Column: CLP-1 (0.53mm) ID: 0.53(mm) Calib End Date: 08/27/2018 20:20

Lab File ID: P4091239.D Conc. Units: ng/uL

ANALYTE	CURVE TYPE	AVE RRF	RRF	MIN RRF	CALC AMOUNT	SPIKE AMOUNT	%D	MAX %D
PCB-1242 Peak 1	Ave	0.0142	0.0129		0.453	0.500	-9.4	20.0
PCB-1242 Peak 2	Ave	0.0258	0.0236		0.458	0.500	-8.5	20.0
PCB-1242 Peak 3	Ave	0.0590	0.0558		0.473	0.500	-5.4	20.0
PCB-1242 Peak 4	Ave	0.0252	0.0235		0.467	0.500	-6.6	20.0
PCB-1242 Peak 5	Ave	0.0101	0.0098		0.482	0.500	-3.7	20.0
PCB-1268 Peak 1	Ave	0.1418	0.1361		0.480	0.500	-4.0	20.0
PCB-1268 Peak 2	Ave	0.1361	0.1305		0.479	0.500	-4.1	20.0
PCB-1268 Peak 3	Ave	0.1199	0.1131		0.472	0.500	-5.7	20.0
PCB-1268 Peak 4	Ave	0.0494	0.0457		0.462	0.500	-7.5	20.0
PCB-1268 Peak 5	Ave	0.3600	0.3401		0.472	0.500	-5.5	20.0

FORM VII
PCBS CONTINUING CALIBRATION RETENTION TIME SUMMARY

Lab Name: TestAmerica Canton Job No.: 240-100062-2

SDG No.:

Lab Sample ID: CCV 240-345001/5 Calibration Date: 09/12/2018 19:01

Instrument ID: A2HP4 Calib Start Date: 08/27/2018 18:29

GC Column: CLP-1 (0.53mm) ID: 0.53(mm) Calib End Date: 08/27/2018 20:20

Lab File ID: P4091239.D

Analyte	RT	RT WINDOW	
		FROM	TO
PCB-1242 Peak 1	4.32	4.31	4.34
PCB-1242 Peak 2	5.04	5.02	5.06
PCB-1242 Peak 3	5.88	5.86	5.90
PCB-1242 Peak 4	6.10	6.08	6.12
PCB-1242 Peak 5	6.51	6.50	6.53
PCB-1268 Peak 1	9.89	9.87	9.91
PCB-1268 Peak 2	9.92	9.90	9.94
PCB-1268 Peak 3	10.09	10.07	10.11
PCB-1268 Peak 4	10.39	10.37	10.40
PCB-1268 Peak 5	10.62	10.60	10.64

FORM VII
PCBS CONTINUING CALIBRATION DATA

Lab Name: TestAmerica Canton Job No.: 240-100062-2

SDG No.:

Lab Sample ID: CCV 240-345001/6 Calibration Date: 09/12/2018 19:23

Instrument ID: A2HP4 Calib Start Date: 08/27/2018 20:42

GC Column: CLP-1 (0.53mm) ID: 0.53(mm) Calib End Date: 08/27/2018 22:31

Lab File ID: P4091240.D Conc. Units: ng/uL

ANALYTE	CURVE TYPE	AVE RRF	RRF	MIN RRF	CALC AMOUNT	SPIKE AMOUNT	%D	MAX %D
PCB-1248 Peak 1	Ave	0.0132	0.0120		0.455	0.500	-9.1	20.0
PCB-1248 Peak 2	Lin1		0.0199		0.451	0.500	-9.9	20.0
PCB-1248 Peak 3	Ave	0.0378	0.0353		0.466	0.500	-6.8	20.0
PCB-1248 Peak 4	Ave	0.0290	0.0277		0.479	0.500	-4.2	20.0
PCB-1248 Peak 5	Ave	0.0175	0.0172		0.491	0.500	-1.8	20.0

FORM VII
PCBS CONTINUING CALIBRATION RETENTION TIME SUMMARY

Lab Name: TestAmerica Canton Job No.: 240-100062-2

SDG No.:

Lab Sample ID: CCV 240-345001/6 Calibration Date: 09/12/2018 19:23

Instrument ID: A2HP4 Calib Start Date: 08/27/2018 20:42

GC Column: CLP-1 (0.53mm) ID: 0.53(mm) Calib End Date: 08/27/2018 22:31

Lab File ID: P4091240.D

Analyte	RT	RT WINDOW	
		FROM	TO
PCB-1248 Peak 1	5.03	5.02	5.05
PCB-1248 Peak 2	6.43	6.41	6.45
PCB-1248 Peak 3	6.77	6.75	6.78
PCB-1248 Peak 4	7.70	7.68	7.72
PCB-1248 Peak 5	8.18	8.16	8.20

FORM VII
PCBS CONTINUING CALIBRATION DATA

Lab Name: TestAmerica Canton Job No.: 240-100062-2

SDG No.:

Lab Sample ID: CCV 240-345001/7 Calibration Date: 09/12/2018 19:45

Instrument ID: A2HP4 Calib Start Date: 08/27/2018 22:52

GC Column: CLP-1 (0.53mm) ID: 0.53(mm) Calib End Date: 08/28/2018 00:41

Lab File ID: P4091241.D Conc. Units: ng/uL

ANALYTE	CURVE TYPE	AVE RRF	RRF	MIN RRF	CALC AMOUNT	SPIKE AMOUNT	%D	MAX %D
PCB-1221 Peak 1	Ave	0.0098	0.0093		0.476	0.500	-4.8	20.0
PCB-1221 Peak 2	Ave	0.0066	0.0059		0.447	0.500	-10.5	20.0
PCB-1221 Peak 3	Ave	0.0251	0.0227		0.453	0.500	-9.4	20.0
PCB-1254 Peak 1	Ave	0.0301	0.0274		0.455	0.500	-9.0	20.0
PCB-1254 Peak 2	Ave	0.0555	0.0550		0.495	0.500	-0.9	20.0
PCB-1254 Peak 3	Ave	0.0410	0.0407		0.496	0.500	-0.9	20.0
PCB-1254 Peak 4	Ave	0.0366	0.0363		0.495	0.500	-1.0	20.0
PCB-1254 Peak 5	Ave	0.0543	0.0543		0.500	0.500	0.0	20.0

FORM VII
PCBS CONTINUING CALIBRATION RETENTION TIME SUMMARY

Lab Name: TestAmerica Canton Job No.: 240-100062-2

SDG No.:

Lab Sample ID: CCV 240-345001/7 Calibration Date: 09/12/2018 19:45

Instrument ID: A2HP4 Calib Start Date: 08/27/2018 22:52

GC Column: CLP-1 (0.53mm) ID: 0.53(mm) Calib End Date: 08/28/2018 00:41

Lab File ID: P4091241.D

Analyte	RT	RT WINDOW	
		FROM	TO
PCB-1221 Peak 1	3.94	3.93	3.96
PCB-1221 Peak 2	4.24	4.22	4.26
PCB-1221 Peak 3	4.32	4.30	4.34
PCB-1254 Peak 1	7.35	7.33	7.37
PCB-1254 Peak 2	8.19	8.17	8.20
PCB-1254 Peak 3	8.50	8.48	8.52
PCB-1254 Peak 4	8.70	8.68	8.72
PCB-1254 Peak 5	8.98	8.96	8.99

FORM VII
PCBS CONTINUING CALIBRATION DATA

Lab Name: TestAmerica Canton Job No.: 240-100062-2

SDG No.:

Lab Sample ID: CCVIS 240-345001/25 Calibration Date: 09/13/2018 02:18

Instrument ID: A2HP4 Calib Start Date: 08/28/2018 01:02

GC Column: CLP-1 (0.53mm) ID: 0.53(mm) Calib End Date: 08/28/2018 02:50

Lab File ID: P4091259.D Conc. Units: ng/uL

ANALYTE	CURVE TYPE	AVE RRF	RRF	MIN RRF	CALC AMOUNT	SPIKE AMOUNT	%D	MAX %D
PCB-1016 Peak 1	Ave	0.0171	0.0158		0.460	0.500	-8.1	20.0
PCB-1016 Peak 2	Ave	0.0320	0.0288		0.450	0.500	-10.1	20.0
PCB-1016 Peak 3	Ave	0.0735	0.0706		0.480	0.500	-4.0	20.0
PCB-1016 Peak 4	Ave	0.0313	0.0292		0.467	0.500	-6.5	20.0
PCB-1016 Peak 5	Ave	0.0131	0.0117		0.446	0.500	-10.8	20.0
PCB-1260 Peak 1	Ave	0.0383	0.0365		0.477	0.500	-4.6	20.0
PCB-1260 Peak 2	Ave	0.0616	0.0595		0.483	0.500	-3.4	20.0
PCB-1260 Peak 3	Ave	0.0398	0.0365		0.459	0.500	-8.2	20.0
PCB-1260 Peak 4	Ave	0.0954	0.0935		0.490	0.500	-2.0	20.0
PCB-1260 Peak 5	Ave	0.0462	0.0459		0.497	0.500	-0.6	20.0
Tetrachloro-m-xylene	Ave	1.013	0.9236		0.0228	0.0250	-8.8	20.0
DCB Decachlorobiphenyl	Ave	0.9123	0.8537		0.0234	0.0250	-6.4	20.0

FORM VII
PCBS CONTINUING CALIBRATION RETENTION TIME SUMMARY

Lab Name: TestAmerica Canton Job No.: 240-100062-2

SDG No.:

Lab Sample ID: CCVIS 240-345001/25 Calibration Date: 09/13/2018 02:18

Instrument ID: A2HP4 Calib Start Date: 08/28/2018 01:02

GC Column: CLP-1 (0.53mm) ID: 0.53(mm) Calib End Date: 08/28/2018 02:50

Lab File ID: P4091259.D

Analyte	RT	RT WINDOW	
		FROM	TO
PCB-1016 Peak 1	4.32	4.30	4.34
PCB-1016 Peak 2	5.04	5.02	5.06
PCB-1016 Peak 3	5.88	5.86	5.90
PCB-1016 Peak 4	6.10	6.08	6.12
PCB-1016 Peak 5	6.51	6.49	6.53
PCB-1260 Peak 1	8.40	8.38	8.42
PCB-1260 Peak 2	8.70	8.68	8.72
PCB-1260 Peak 3	9.09	9.07	9.11
PCB-1260 Peak 4	9.61	9.59	9.63
PCB-1260 Peak 5	9.85	9.83	9.87
Tetrachloro-m-xylene	3.54	3.52	3.55
DCB Decachlorobiphenyl	10.77	10.75	10.79

PCBS ANALYSIS RUN LOG

Lab Name: TestAmerica Canton Job No.: 240-100062-2

SDG No.:

Instrument ID: A2HP4 Start Date: 08/27/2018 16:14

Analysis Batch Number: 342698 End Date: 08/28/2018 07:28

LAB SAMPLE ID	CLIENT SAMPLE ID	DATE ANALYZED	DILUTION FACTOR	LAB FILE ID	COLUMN ID
STD005 240-342698/4 IC		08/27/2018 16:14	1	P4082704.D	CLP-1 (0.53mm) 0.53(mm)
STD005 240-342698/4 IC		08/27/2018 16:14	1	P4082704.D	CLP-2 (0.53mm) 0.53(mm)
STD01 240-342698/5 IC		08/27/2018 16:37	1	P4082705.D	CLP-1 (0.53mm) 0.53(mm)
STD01 240-342698/5 IC		08/27/2018 16:37	1	P4082705.D	CLP-2 (0.53mm) 0.53(mm)
STD02 240-342698/6 IC		08/27/2018 17:00	1	P4082706.D	CLP-1 (0.53mm) 0.53(mm)
STD02 240-342698/6 IC		08/27/2018 17:00	1	P4082706.D	CLP-2 (0.53mm) 0.53(mm)
STD05 240-342698/7 IC		08/27/2018 17:23	1	P4082707.D	CLP-1 (0.53mm) 0.53(mm)
STD05 240-342698/7 IC		08/27/2018 17:23	1	P4082707.D	CLP-2 (0.53mm) 0.53(mm)
STD1 240-342698/8 IC		08/27/2018 17:45	1	P4082708.D	CLP-1 (0.53mm) 0.53(mm)
STD1 240-342698/8 IC		08/27/2018 17:45	1	P4082708.D	CLP-2 (0.53mm) 0.53(mm)
STD15 240-342698/9 IC		08/27/2018 18:07	1	P4082709.D	CLP-1 (0.53mm) 0.53(mm)
STD15 240-342698/9 IC		08/27/2018 18:07	1	P4082709.D	CLP-2 (0.53mm) 0.53(mm)
STD005 240-342698/10 IC		08/27/2018 18:29	1	P4082710.D	CLP-1 (0.53mm) 0.53(mm)
STD005 240-342698/10 IC		08/27/2018 18:29	1	P4082710.D	CLP-2 (0.53mm) 0.53(mm)
STD01 240-342698/11 IC		08/27/2018 18:52	1	P4082711.D	CLP-1 (0.53mm) 0.53(mm)
STD01 240-342698/11 IC		08/27/2018 18:52	1	P4082711.D	CLP-2 (0.53mm) 0.53(mm)
STD02 240-342698/12 IC		08/27/2018 19:14	1	P4082712.D	CLP-1 (0.53mm) 0.53(mm)
STD02 240-342698/12 IC		08/27/2018 19:14	1	P4082712.D	CLP-2 (0.53mm) 0.53(mm)
STD05 240-342698/13 IC		08/27/2018 19:36	1	P4082713.D	CLP-1 (0.53mm) 0.53(mm)
STD05 240-342698/13 IC		08/27/2018 19:36	1	P4082713.D	CLP-2 (0.53mm) 0.53(mm)
STD1 240-342698/14 IC		08/27/2018 19:58	1	P4082714.D	CLP-1 (0.53mm) 0.53(mm)
STD1 240-342698/14 IC		08/27/2018 19:58	1	P4082714.D	CLP-2 (0.53mm) 0.53(mm)
STD15 240-342698/15 IC		08/27/2018 20:20	1	P4082715.D	CLP-1 (0.53mm) 0.53(mm)
STD15 240-342698/15 IC		08/27/2018 20:20	1	P4082715.D	CLP-2 (0.53mm) 0.53(mm)
STD005 240-342698/16 IC		08/27/2018 20:42	1	P4082716.D	CLP-1 (0.53mm) 0.53(mm)
STD005 240-342698/16 IC		08/27/2018 20:42	1	P4082716.D	CLP-2 (0.53mm) 0.53(mm)
STD01 240-342698/17 IC		08/27/2018 21:04	1	P4082717.D	CLP-1 (0.53mm) 0.53(mm)
STD01 240-342698/17 IC		08/27/2018 21:04	1	P4082717.D	CLP-2 (0.53mm) 0.53(mm)
STD02 240-342698/18 IC		08/27/2018 21:26	1	P4082718.D	CLP-1 (0.53mm) 0.53(mm)
STD02 240-342698/18 IC		08/27/2018 21:26	1	P4082718.D	CLP-2 (0.53mm) 0.53(mm)
STD05 240-342698/19 IC		08/27/2018 21:48	1	P4082719.D	CLP-1 (0.53mm) 0.53(mm)
STD05 240-342698/19 IC		08/27/2018 21:48	1	P4082719.D	CLP-2 (0.53mm) 0.53(mm)

PCBS ANALYSIS RUN LOG

Lab Name: TestAmerica Canton Job No.: 240-100062-2

SDG No.:

Instrument ID: A2HP4 Start Date: 08/27/2018 16:14

Analysis Batch Number: 342698 End Date: 08/28/2018 07:28

LAB SAMPLE ID	CLIENT SAMPLE ID	DATE ANALYZED	DILUTION FACTOR	LAB FILE ID	COLUMN ID
STD1 240-342698/20 IC		08/27/2018 22:09	1	P4082720.D	CLP-1 (0.53mm) 0.53(mm)
STD1 240-342698/20 IC		08/27/2018 22:09	1	P4082720.D	CLP-2 (0.53mm) 0.53(mm)
STD15 240-342698/21 IC		08/27/2018 22:31	1	P4082721.D	CLP-1 (0.53mm) 0.53(mm)
STD15 240-342698/21 IC		08/27/2018 22:31	1	P4082721.D	CLP-2 (0.53mm) 0.53(mm)
STD005 240-342698/22 IC		08/27/2018 22:52	1	P4082722.D	CLP-1 (0.53mm) 0.53(mm)
STD005 240-342698/22 IC		08/27/2018 22:52	1	P4082722.D	CLP-2 (0.53mm) 0.53(mm)
STD01 240-342698/23 IC		08/27/2018 23:14	1	P4082723.D	CLP-1 (0.53mm) 0.53(mm)
STD01 240-342698/23 IC		08/27/2018 23:14	1	P4082723.D	CLP-2 (0.53mm) 0.53(mm)
STD02 240-342698/24 IC		08/27/2018 23:36	1	P4082724.D	CLP-1 (0.53mm) 0.53(mm)
STD02 240-342698/24 IC		08/27/2018 23:36	1	P4082724.D	CLP-2 (0.53mm) 0.53(mm)
STD05 240-342698/25 IC		08/27/2018 23:57	1	P4082725.D	CLP-1 (0.53mm) 0.53(mm)
STD05 240-342698/25 IC		08/27/2018 23:57	1	P4082725.D	CLP-2 (0.53mm) 0.53(mm)
STD1 240-342698/26 IC		08/28/2018 00:19	1	P4082726.D	CLP-1 (0.53mm) 0.53(mm)
STD1 240-342698/26 IC		08/28/2018 00:19	1	P4082726.D	CLP-2 (0.53mm) 0.53(mm)
STD15 240-342698/27 IC		08/28/2018 00:41	1	P4082727.D	CLP-1 (0.53mm) 0.53(mm)
STD15 240-342698/27 IC		08/28/2018 00:41	1	P4082727.D	CLP-2 (0.53mm) 0.53(mm)
STD005 240-342698/28 IC		08/28/2018 01:02	1	P4082728.D	CLP-1 (0.53mm) 0.53(mm)
STD005 240-342698/28 IC		08/28/2018 01:02	1	P4082728.D	CLP-2 (0.53mm) 0.53(mm)
STD01 240-342698/29 IC		08/28/2018 01:24	1	P4082729.D	CLP-1 (0.53mm) 0.53(mm)
STD01 240-342698/29 IC		08/28/2018 01:24	1	P4082729.D	CLP-2 (0.53mm) 0.53(mm)
STD02 240-342698/30 IC		08/28/2018 01:45	1	P4082730.D	CLP-1 (0.53mm) 0.53(mm)
STD02 240-342698/30 IC		08/28/2018 01:45	1	P4082730.D	CLP-2 (0.53mm) 0.53(mm)
STD05 240-342698/31 ICIS		08/28/2018 02:07	1	P4082731.D	CLP-1 (0.53mm) 0.53(mm)
STD05 240-342698/31 ICIS		08/28/2018 02:07	1	P4082731.D	CLP-2 (0.53mm) 0.53(mm)
STD1 240-342698/32 IC		08/28/2018 02:29	1	P4082732.D	CLP-1 (0.53mm) 0.53(mm)
STD1 240-342698/32 IC		08/28/2018 02:29	1	P4082732.D	CLP-2 (0.53mm) 0.53(mm)
STD15 240-342698/33 IC		08/28/2018 02:50	1	P4082733.D	CLP-1 (0.53mm) 0.53(mm)
STD15 240-342698/33 IC		08/28/2018 02:50	1	P4082733.D	CLP-2 (0.53mm) 0.53(mm)
ICV 240-342698/34		08/28/2018 03:12	1	P4082734.D	CLP-1 (0.53mm) 0.53(mm)
ICV 240-342698/34		08/28/2018 03:12	1	P4082734.D	CLP-2 (0.53mm) 0.53(mm)
ICV 240-342698/35		08/28/2018 03:33	1	P4082735.D	CLP-1 (0.53mm) 0.53(mm)
ICV 240-342698/35		08/28/2018 03:33	1	P4082735.D	CLP-2 (0.53mm) 0.53(mm)
ICV 240-342698/36		08/28/2018 03:55	1	P4082736.D	CLP-1 (0.53mm) 0.53(mm)

PCBS ANALYSIS RUN LOG

Lab Name: TestAmerica Canton Job No.: 240-100062-2

SDG No.:

Instrument ID: A2HP4 Start Date: 08/27/2018 16:14

Analysis Batch Number: 342698 End Date: 08/28/2018 07:28

LAB SAMPLE ID	CLIENT SAMPLE ID	DATE ANALYZED	DILUTION FACTOR	LAB FILE ID	COLUMN ID
ICV 240-342698/36		08/28/2018 03:55	1	P4082736.D	CLP-2 (0.53mm) 0.53(mm)
ICV 240-342698/38		08/28/2018 04:38	1	P4082738.D	CLP-1 (0.53mm) 0.53(mm)
ICV 240-342698/38		08/28/2018 04:38	1	P4082738.D	CLP-2 (0.53mm) 0.53(mm)
ICV 240-342698/39		08/28/2018 05:00	1	P4082739.D	CLP-1 (0.53mm) 0.53(mm)
ICV 240-342698/39		08/28/2018 05:00	1	P4082739.D	CLP-2 (0.53mm) 0.53(mm)
ICV 240-342698/40		08/28/2018 05:21	1	P4082740.D	CLP-1 (0.53mm) 0.53(mm)
ICV 240-342698/40		08/28/2018 05:21	1	P4082740.D	CLP-2 (0.53mm) 0.53(mm)
ICV 240-342698/41		08/28/2018 05:43	1	P4082741.D	CLP-1 (0.53mm) 0.53(mm)
ICV 240-342698/41		08/28/2018 05:43	1	P4082741.D	CLP-2 (0.53mm) 0.53(mm)
ICV 240-342698/42		08/28/2018 07:28	1	P4082742.D	CLP-1 (0.53mm) 0.53(mm)
ICV 240-342698/42		08/28/2018 07:28	1	P4082742.D	CLP-2 (0.53mm) 0.53(mm)

PCBS ANALYSIS RUN LOG

Lab Name: TestAmerica Canton Job No.: 240-100062-2

SDG No.:

Instrument ID: A2HP4 Start Date: 09/12/2018 18:17

Analysis Batch Number: 345001 End Date: 09/13/2018 04:07

LAB SAMPLE ID	CLIENT SAMPLE ID	DATE ANALYZED	DILUTION FACTOR	LAB FILE ID	COLUMN ID
CCV 240-345001/3 CCVIS		09/12/2018 18:17	1		CLP-1 (0.53mm) 0.53(mm)
CCV 240-345001/3 CCVIS		09/12/2018 18:17	1		CLP-2 (0.53mm) 0.53(mm)
CCV 240-345001/4		09/12/2018 18:39	1	P4091238.D	CLP-1 (0.53mm) 0.53(mm)
CCV 240-345001/4		09/12/2018 18:39	1		CLP-2 (0.53mm) 0.53(mm)
CCV 240-345001/5		09/12/2018 19:01	1	P4091239.D	CLP-1 (0.53mm) 0.53(mm)
CCV 240-345001/5		09/12/2018 19:01	1		CLP-2 (0.53mm) 0.53(mm)
CCV 240-345001/6		09/12/2018 19:23	1	P4091240.D	CLP-1 (0.53mm) 0.53(mm)
CCV 240-345001/6		09/12/2018 19:23	1		CLP-2 (0.53mm) 0.53(mm)
CCV 240-345001/7		09/12/2018 19:45	1	P4091241.D	CLP-1 (0.53mm) 0.53(mm)
CCV 240-345001/7		09/12/2018 19:45	1		CLP-2 (0.53mm) 0.53(mm)
CCVIS 240-345001/25		09/13/2018 02:18	1	P4091259.D	CLP-1 (0.53mm) 0.53(mm)
CCVIS 240-345001/25		09/13/2018 02:18	1		CLP-2 (0.53mm) 0.53(mm)
ZZZZZ		09/13/2018 02:40	1		CLP-1 (0.53mm) 0.53(mm)
ZZZZZ		09/13/2018 02:40	1		CLP-2 (0.53mm) 0.53(mm)
240-100062-21		09/13/2018 03:02	1	P4091261.D	CLP-1 (0.53mm) 0.53(mm)
240-100062-21		09/13/2018 03:02	1	P4091261.D	CLP-2 (0.53mm) 0.53(mm)
MB 240-344739/22-A		09/13/2018 03:23	1	P4091262.D	CLP-1 (0.53mm) 0.53(mm)
MB 240-344739/22-A		09/13/2018 03:23	1	P4091262.D	CLP-2 (0.53mm) 0.53(mm)
LCS 240-344739/23-A		09/13/2018 03:45	1	P4091263.D	CLP-1 (0.53mm) 0.53(mm)
LCS 240-344739/23-A		09/13/2018 03:45	1	P4091263.D	CLP-2 (0.53mm) 0.53(mm)
CCV 240-345001/30		09/13/2018 04:07	1		CLP-1 (0.53mm) 0.53(mm)
CCV 240-345001/30		09/13/2018 04:07	1		CLP-2 (0.53mm) 0.53(mm)

PCBS BATCH WORKSHEET

Lab Name: TestAmerica Canton Job No.: 240-100062-2

SDG No.:

Batch Number: 344739 Batch Start Date: 09/11/18 11:34 Batch Analyst: Thabet, Ahmed

Batch Method: 3540C Batch End Date: 09/12/18 03:34

Lab Sample ID	Client Sample ID	Method Chain	Basis	InitialAmount	FinalAmount	ex10PPMSPK 00042	ex2/.2SURRW 00112		
240-100062-B-21	CPP-SB-1854-1-2	3540C, 8082A	T	10.08 g	10 mL		1 mL		
MB 240-344739/22		3540C, 8082A		10 g	10 mL		1 mL		
LCS 240-344739/23		3540C, 8082A		10 g	10 mL	1 mL	1 mL		

Batch Notes	
Acid used for Clean Up ID	3690590
Balance ID	1339908
Blank Matrix ID	3759448
Analyst ID - Extraction	AT
Na2SO4 ID	2548158
Prep Solvent ID	3776448
Analyst ID - Spike Analyst	SD

Basis	Basis Description
T	Total/NA

The pound sign (#) in the amount added field denotes that the reagent was used undiluted. All calculations are performed using the stated concentration for this reagent.

PCB Calibration Calculations:

Initial Calibration 8/28/2018
Instrument A2HP4 Column CLP-1

PCB-1260

Peak 1

Analyte Concentration	Analyte Response	Internal Standard Response	Internal Standard Amount	RRF	Reported RRF
0.05	5480135	133269297	0.05	0.0411	0.0411
0.1	9941282	128728256	0.05	0.0386	0.0386
0.2	19644756	128860451	0.05	0.0381	0.0381
0.5	47031220	124126637	0.05	0.0379	0.0379
1	84698789	117454178	0.05	0.0361	0.0361
1.5	145027997	127734878	0.05	0.0378	0.0378
			Average	0.0383	0.0383
			Standard Deviation	0.0016	
			RSD	0.0429	
			%RSD	4.2925	4.3

Peak 2

Analyte Concentration	Analyte Response	Internal Standard Response	Internal Standard Amount	RRF	Reported RRF
0.05	8835882	133269297	0.05	0.0663	0.0663
0.1	16067419	128728256	0.05	0.0624	0.0624
0.2	31738225	128860451	0.05	0.0616	0.0616
0.5	75277814	124126637	0.05	0.0606	0.0606
1	134533012	117454178	0.05	0.0573	0.0573
1.5	235089266	127734878	0.05	0.0613	0.0613
			Average	0.0616	0.0616
			Standard Deviation	0.0029	
			RSD	0.0473	
			%RSD	4.7320	4.7

Peak 3

Analyte Concentration	Analyte Response	Internal Standard Response	Internal Standard Amount	RRF	Reported RRF
0.05	5861203	133269297	0.05	0.0440	0.044
0.1	10286123	128728256	0.05	0.0400	0.04
0.2	20737662	128860451	0.05	0.0402	0.0402
0.5	48513454	124126637	0.05	0.0391	0.0391
1	85788311	117454178	0.05	0.0365	0.0365
1.5	149175291	127734878	0.05	0.0389	0.0389
			Average	0.0398	0.0398
			Standard Deviation	0.0024	
			RSD	0.0613	
			%RSD	6.1277	6.1

Peak 4

Analyte Concentration	Analyte Response	Internal Standard Response	Internal Standard Amount	RRF	Reported RRF
0.05	13274037	133269297	0.05	0.0996	0.0996
0.1	23868816	128728256	0.05	0.0927	0.0927
0.2	49259685	128860451	0.05	0.0956	0.0956
0.5	118219492	124126637	0.05	0.0952	0.0952
1	210687409	117454178	0.05	0.0897	0.0897
1.5	380570226	127734878	0.05	0.0993	0.0993
			Average	0.0954	0.0954
			Standard Deviation	0.0038	
			RSD	0.0400	
			%RSD	4.0034	4

Peak 5

Analyte Concentration	Analyte Response	Internal Standard Response	Internal Standard Amount	RRF	Reported RRF
0.05	6713106	133269297	0.05	0.0504	0.0504
0.1	12089596	128728256	0.05	0.0470	0.047
0.2	23735809	128860451	0.05	0.0460	0.046
0.5	56533126	124126637	0.05	0.0455	0.0455
1	98850662	117454178	0.05	0.0421	0.0421
1.5	177044705	127734878	0.05	0.0462	0.0462
			Average	0.0462	0.0462
			Standard Deviation	0.0027	
			RSD	0.0576	
			%RSD	5.7597	5.8

Continuing Calibration 09/13/2018 @ 02:18
Instrument A2HP4 CLP-1

PCB-1260

Peak 1

Analyte Concentration	Analyte Response	Internal Standard Response	Internal Standard Amount	RRF	%D	Reported RRF	Reported %D
0.5	49353013	135164140	0.05	0.0365	-4.664771	0.0365	-4.6

Peak 2

Analyte Concentration	Analyte Response	Internal Standard Response	Internal Standard Amount	RRF	%D	Reported RRF	Reported %D
0.5	80401784	135164140	0.05	0.0595	-3.434168	0.0595	-3.4

Peak 3

Analyte Concentration	Analyte Response	Internal Standard Response	Internal Standard Amount	RRF	%D	Reported RRF	Reported %D
0.5	49356491	135164140	0.05	0.0365	-8.251342	0.0365	-8.2

Peak 4

Analyte Concentration	Analyte Response	Internal Standard Response	Internal Standard Amount	RRF	%D	Reported RRF	Reported %D
0.5	126364145	135164140	0.05	0.0935	-2.002724	0.0935	-2

Peak 5

Analyte Concentration	Analyte Response	Internal Standard Response	Internal Standard Amount	RRF	%D	Reported RRF	Reported %D
0.5	62046839	135164140	0.05	0.0459	-0.638944	0.0459	-0.6

PCB calculations

SAMPLE IDENTIFICATION	CPP-SB-1854-1-2
COMPOUND	AROCLOR 1260
AVERAGE CONCENTRATION	0.0253
DILUTION FACTOR	1
VOLUME FINAL EXTRACT (ml)	10
WEIGHT OF SAMPLE (g)	10.08
PERCENT SOLIDS	0.8780
CONCENTRATION =	**28.59** µg/Kg

GC COLUMN 1

RESPONSE 1	1387032
RESPONSE 2	5448205
RESPONSE 3	2053379
RESPONSE 4	5536148
RESPONSE 5	3665778
RESPONSE FACTOR 1	0.0383
RESPONSE FACTOR 2	0.0616
RESPONSE FACTOR 3	0.0398
RESPONSE FACTOR 4	0.0954
RESPONSE FACTOR 5	0.0462
INTERNAL STANDARD RESPONSE	123955860
INTERNAL STANDARD CONCENTRATION	0.05
CONCENTRATION 1	0.0146
CONCENTRATION 2	0.0357
CONCENTRATION 3	0.0208
CONCENTRATION 4	0.0234
CONCENTRATION 5	0.0320
AVERAGE (µg/L)	0.0253

TestAmerica Canton
Target Compound Quantitation Report

Data File: \\ChromNA\Canton\ChromData\A2HP4\20180912-79793.b\P4091261.D
Lims ID: 240-100062-B-21-A
Client ID: CPP-SB-1854-1-2
Sample Type: Client
Inject. Date: 13-Sep-2018 03:02:07 ALS Bottle#: 61 Worklist Smp#: 27
Injection Vol: 1.0 uL Dil. Factor: 1.0000
Sample Info: 240-0079793-027
Operator ID: Instrument ID: A2HP4

Method: \\ChromNA\Canton\ChromData\A2HP4\20180912-79793.b\PCB4 is.m
Limit Group: GC 8082A IS
Last Update: 13-Sep-2018 11:59:04 Calib Date: 28-Aug-2018 02:50:29
Integrator: Falcon
Quant Method: Internal Standard Quant By: Initial Calibration
Last ICal File: \\ChromNA\Canton\ChromData\A2HP4\20180827-79301.b\P4082733.D

Column 1 : Det: GC ECD1A
Column 2 : Det: GC ecd2b
Process Host: XAWRK014

First Level Reviewer: hassl Date: 13-Sep-2018 11:59:04

Col	RT (min.)	Exp RT (min.)	Dlt RT (min.)	Response	OnCol Amt ng/ul	Flags
S 1 Polychlorinated biphenyls, Total						
1		1.000			ND	
* 14 1-Bromo-2-nitrobenzene						
1	2.197	2.199	-0.002	123955860	0.0500	
2	2.715	2.718	-0.003	39169418	0.0500	
$ 2 Tetrachloro-m-xylene						
1	3.532	3.528	0.004	32940402	0.0131	
2	4.583	4.577	0.006	12015289	0.0148	
					RPD = 11.97	
3 PCB-1221						
1		3.944			ND	
1		4.240				
1		4.323				
2		5.271				
2		5.552				
2		5.664				

Col	RT (min.)	Exp RT (min.)	Dlt RT (min.)	Response	OnCol Amt ng/ul	Flags
6 PCB-1016						
1		4.314			ND	
1		5.030				
1		5.870				
1		6.091				
1		6.504				
2		5.652				
2		6.404				
2		7.162				
2		7.365				
2		7.769				
4 PCB-1232						
1		4.323			ND	
1		5.040				
1		5.878				
1		6.098				
1		6.508				
2		5.663				
2		6.410				
2		7.168				
2		7.374				
2		7.732				
5 PCB-1242						
1		4.324			ND	
1		5.041				
1		5.881				
1		6.103				
1		6.514				
2		5.666				
2		6.415				
2		7.173				
2		7.377				
2		7.734				
7 PCB-1248						U
1		5.034			ND	
1		6.428				
1		6.765				
1		7.702				
1		8.183				
2		6.408				
2		7.677				
2		8.016				
2		8.518				
2		9.190				

Col	RT (min.)	Exp RT (min.)	Dlt RT (min.)	Response	OnCol Amt ng/ul	Flags
8 PCB-1254						U
1		7.351			ND	
1		8.185				
1		8.498				
1		8.697				
1		8.975				
2		8.516				
2		8.731				
2		9.194				
2		9.413				
2		9.900				
10 PCB-1260						
1	8.390	8.389	0.001	1387032	0.0146	
1	8.692	8.689	0.003	5448205	0.0357	
1	9.087	9.083	0.004	2053379	0.0208	
1	9.602	9.597	0.005	5536148	0.0234	
1	9.850	9.843	0.007	3665778	0.0320	
		Average of Peak Amounts =			0.0253	
2	9.378	9.373	0.005	1485441	0.0446	
2	9.576	9.570	0.006	914195	0.0247	
2	9.972	9.972	0.000	1337659	0.0438	
2	10.443	10.439	0.004	2459161	0.0314	
2	0.000	10.741	0.000	0	0	
		Average of Peak Amounts =			0.0361	
					RPD = 35.22	
9 PCB-1262						U
1		8.699			ND	
1		9.093				
1		9.323				
1		9.609				
1		9.890				
2		9.582				
2		9.983				
2		10.238				
2		10.449				
2		10.748				
11 PCB-1268						U
1		9.889			ND	
1		9.922				
1		10.087				
1		10.385				
1		10.618				
2		10.746				
2		10.784				
2		10.992				
2		11.219				
2		11.481				
$ 12 DCB Decachlorobiphenyl						
1	10.765	10.760	0.005	55612247	0.0246	
2	11.687	11.687	0.000	29548452	0.0336	
					RPD = 31.07	

Report Date: 13-Sep-2018 11:59:05 Chrom Revision: 2.3 19-Jul-2018 15:14:50

TestAmerica Canton

Data File: \\ChromNA\Canton\ChromData\A2HP4\20180912-79793.b\P4091261.D

Injection Date:	13-Sep-2018 03:02:07	Instrument ID:	A2HP4	Operator ID:	
Lims ID:	240-100062-B-21-A	Lab Sample ID:	240-100062-21	Worklist Smp#:	27
Client ID:	CPP-SB-1854-1-2				
Injection Vol:	1.0 uL	Dil. Factor:	1.0000	ALS Bottle#:	61
Method:	PCB4 is	Limit Group:	GC 8082A IS		

Y Scaling: Method Defined: Set to Absolute Y Value

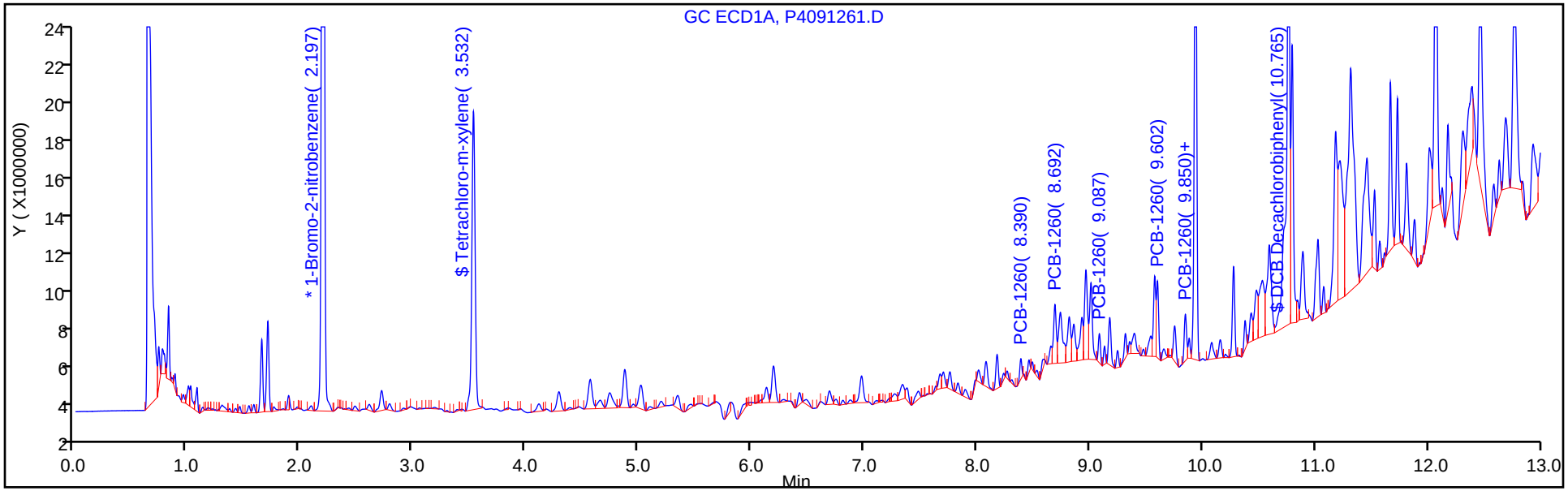

Y Scaling: Method Defined: Set to Absolute Y Value

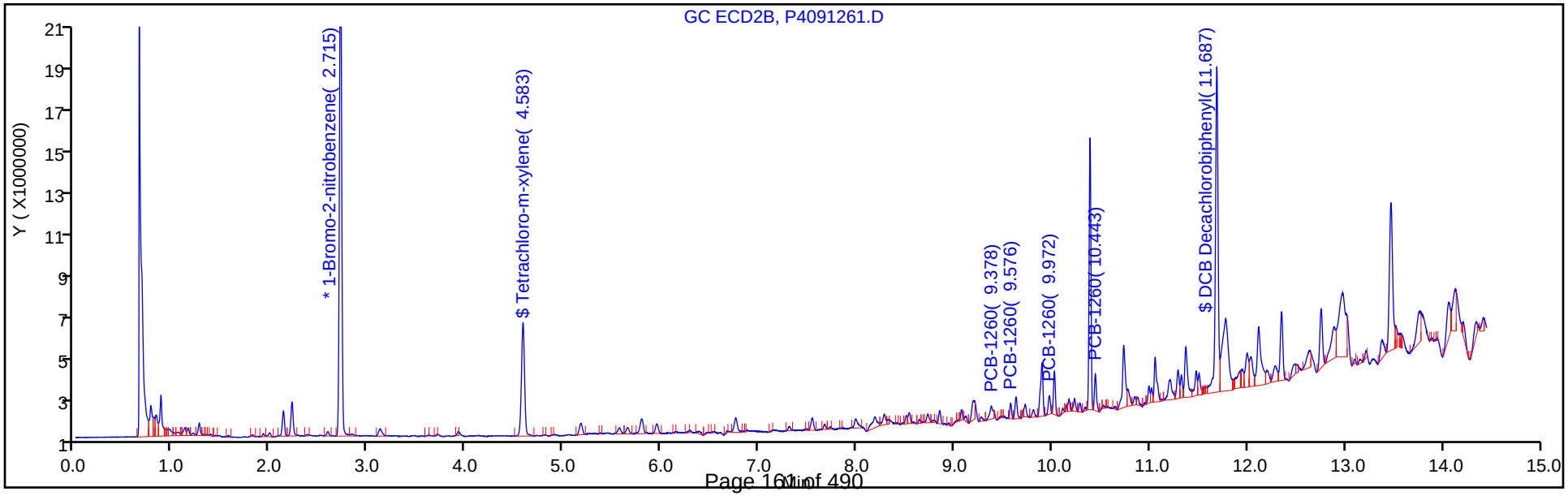

APPENDIX D—INVESTIGATION-DERIVED WASTE (IDW) DOCUMENTATION

Please print or type. (Form designed for use on elite (12-pitch) typewriter.) 04 1805186385 SC PPW 7/12/2018 Form Approved. OMB No. 2050-0039

UNIFORM HAZARDOUS WASTE MANIFEST	1. Generator ID Number	2. Page 1 of	3. Emergency Response Phone	4. Manifest Tracking Number
	MDR000524413	1	(800) 483-3718	011867124 FLE

GENERATOR

5. Generator's Name and Mailing Address
Middle River Complex
195 Chesapeake Park Plaza Rd
Middle River, MD 21220
Generator's Phone: (301) 628-3021

Generator's Site Address (if different than mailing address)
195 Chesapeake Park Plaza Rd
Baltimore, MD 21220

6. Transporter 1 Company Name: Clean Harbors Environmental Services, Inc.
U.S. EPA ID Number: MAD0 9 250

7. Transporter 2 Company Name
U.S. EPA ID Number

8. Designated Facility Name and Site Address
Clean Harbors Reidsville LLC
208 Washington Industrial Drive
Reidsville, NC 27320
Facility's Phone: (336) 342-6106
U.S. EPA ID Number: NCD000648451

9a. HM	9b. U.S. DOT Description (including Proper Shipping Name, Hazard Class, ID Number, and Packing Group (if any))	10. Containers No.	10. Containers Type	11. Total Quantity	12. Unit Wt./Vol.	13. Waste Codes		
	1. NON DOT REGULATED (SOIL)	1	DM	150				
	2.							
	3.							
	4.							

14. Special Handling Instructions and Additional Information
1 CR1719342
Contract retained by generator confers no authority on initial transporter to add or substitute additional transporters on generator's behalf

15. GENERATOR'S/OFFEROR'S CERTIFICATION: I hereby declare that the contents of this consignment are fully and accurately described above by the proper shipping name, and are classified, packaged, marked and labeled/placarded, and are in all respects in proper condition for transport according to applicable international and national governmental regulations. If export shipment and I am the Primary Exporter, I certify that the contents of this consignment conform to the terms of the attached EPA Acknowledgment of Consent.
I certify that the waste minimization statement identified in 40 CFR 262.27(a) (if I am a large quantity generator) or (b) (if I am a small quantity generator) is true.

Generator's/Offeror's Printed/Typed Name | Signature | Month | Day | Year

INT'L

16. International Shipments ☐ Import to U.S. ☐ Export from U.S.
Transporter signature (for exports only): | Port of entry/exit: | Date leaving U.S.:

TRANSPORTER

17. Transporter Acknowledgment of Receipt of Materials
Transporter 1 Printed/Typed Name | Signature | Month | Day | Year
Transporter 2 Printed/Typed Name | Signature | Month | Day | Year

DESIGNATED FACILITY

18. Discrepancy
18a. Discrepancy Indication Space: ☐ Quantity ☐ Type ☐ Residue ☐ Partial Rejection ☐ Full Rejection
Manifest Reference Number:

18b. Alternate Facility (or Generator) | U.S. EPA ID Number
Facility's Phone:

18c. Signature of Alternate Facility (or Generator) | Month | Day | Year

19. Hazardous Waste Report Management Method Codes (i.e., codes for hazardous waste treatment, disposal, and recycling systems)

1.	2.	3.	4.
H141			

20. Designated Facility Owner or Operator: Certification of receipt of hazardous materials covered by the manifest except as noted in Item 18a
Printed/Typed Name | Signature | Month | Day | Year

EPA Form 8700-22 (Rev. 3-05) Previous editions are obsolete.

GENERATOR'S INITIAL COPY

Clean Harbors has the appropriate permits for and will accept the waste the generator is shipping.

WASTE MATERIAL PROFILE SHEET

Clean Harbors Profile No. CH1719342

A. GENERAL INFORMATION

GENERATOR EPA ID #/REGISTRATION # ***MDR000524413*** GENERATOR NAME: ***Middle River Complex***

GENERATOR CODE (Assigned by Clean Harbors) ***MI5240*** CITY ***Baltimore*** STATE/PROVINCE ***MD*** ZIP/POSTAL CODE ***21220***

ADDRESS ***195 Chesapeake Park Plaza Rd*** PHONE: **(301) 528-3021**

CUSTOMER CODE (Assigned by Clean Harbors) ***TE0740*** CUSTOMER NAME: ***Tetra Tech Inc***

ADDRESS ***20251 Century Boulevard Suite 200*** CITY ***Germantown*** STATE/PROVINCE ***MD*** ZIP/POSTAL CODE ***20874***

B. WASTE DESCRIPTION

WASTE DESCRIPTION: ***Non-Haz Soil (Sample ID: WC-CPP-082218)***

PROCESS GENERATING WASTE: **MRC Median Soil Borings**

IS THIS WASTE CONTAINED IN SMALL PACKAGING CONTAINED WITHIN A LARGER SHIPPING CONTAINER ? **No**

C. PHYSICAL PROPERTIES (at 25C or 77F)

PHYSICAL STATE
- [x] SOLID WITHOUT FREE LIQUID
- [ ] POWDER
- [ ] MONOLITHIC SOLID
- [ ] LIQUID WITH NO SOLIDS
- [ ] LIQUID/SOLID MIXTURE
- [ ] % FREE LIQUID
- [ ] % SETTLED SOLID
- [ ] % TOTAL SUSPENDED SOLID
- [ ] SLUDGE
- [ ] GAS/AEROSOL

NUMBER OF PHASES/LAYERS

1 2 3 % BY VOLUME (Approx.)

TOP ***0.00***
MIDDLE ***0.00***
BOTTOM ***0.00***

VISCOSITY (If liquid present)
- 1 - 100 (e.g. Water)
- 101 - 500 (e.g. Motor Oil)
- 501 - 10,000 (e.g. Molasses)
- > 10,000

COLOR

Varies

ODOR
- [x] NONE
- [ ] MILD
- [ ] STRONG

Describe:

BOILING POINT °F (°C)
- <= 95 (<=35)
- 95 - 100 (35-38)
- 101 - 129 (38-54)
- >= 130 (>54)

MELTING POINT °F (°C)
- < 140 (<60)
- 140-200 (60-93)
- [x] > 200 (>93)

TOTAL ORGANIC CARBON
- <= 1%
- 1-9%
- [x] >= 10%

FLASH POINT °F (°C)
- < 73 (<23)
- 73 - 100 (23-38)
- 101 -140 (38-60)
- 141 -200 (60-93)
- > 200 (>93)

pH
- <= 2
- 2.1 - 6.9
- [x] 7 (Neutral)
- 7.1 - 12.4
- >= 12.5

SPECIFIC GRAVITY
- < 0.8 (e.g. Gasoline)
- 0.8-1.0 (e.g. Ethanol)
- 1.0 (e.g. Water)
- 1.0-1.2 (e.g. Antifreeze)
- [x] > 1.2 (e.g. Methylene Chloride)

ASH
- < 0.1
- 0.1 - 1.0
- 1.1 - 5.0
- 5.1 - 20.0
- > 20
- [x] Unknown

BTU/LB (MJ/kg)
- [x] < 2,000 (<4.6)
- 2,000-5,000 (4.6-11.6)
- 5,000-10,000 (11.6-23.2)
- > 10,000 (>23.2)

Actual:

D. COMPOSITION (List the complete composition of the waste, include any inert components and/or debris. Ranges for individual components are acceptable. If a trade name is used, please supply an MSDS. Please do not use abbreviations.)

CHEMICAL	MIN	--	MAX	UOM
AROCLOR-1260	300.0000000	--	300.0000000	PPB
BARIUM (TCLP)	0.2000000	--	0.2000000	PPM
CADMIUM (TCLP)	0.0050000	--	0.0050000	PPM
CHROMIUM (TCLP)	0.0030000	--	0.0030000	PPM
LEAD (TCLP)	0.0730000	--	0.0730000	PPM
SOIL	99.0000000	--	100.0000000	%
TERT-BUTYL ALCOHOL	700.0000000	--	700.0000000	PPM

DOES THIS WASTE CONTAIN ANY HEAVY GAUGE METAL DEBRIS OR OTHER LARGE OBJECTS (EX., METAL PLATE OR PIPING >1/4" THICK OR >12" LONG, METAL REINFORCED HOSE >12" LONG, METAL WIRE >12" LONG, METAL VALVES, PIPE FITTINGS, CONCRETE REINFORCING BAR OR PIECES OF CONCRETE >3")? YES [x] NO

If yes, describe, including dimensions:

DOES THIS WASTE CONTAIN ANY METALS IN POWDERED OR OTHER FINELY DIVIDED FORM? YES [x] NO

DOES THIS WASTE CONTAIN OR HAS IT CONTACTED ANY OF THE FOLLOWING; ANIMAL WASTES, HUMAN BLOOD, BLOOD PRODUCTS, BODY FLUIDS, MICROBIOLOGICAL WASTE, PATHOLOGICAL WASTE, HUMAN OR ANIMAL DERIVED SERUMS OR PROTEINS OR ANY OTHER POTENTIALLY INFECTIOUS MATERIAL? YES [x] NO

I acknowledge that this waste material is neither infectious nor does it contain any organism known to be a threat to human health. This certification is based on my knowledge of the material. Select the answer below that applies:

The waste was never exposed to potentially infectious material. YES NO

Chemical disinfection or some other form of sterilization has been applied to the waste. YES NO

I ACKNOWLEDGE THAT THIS PROFILE MEETS THE CLEAN HARBORS BATTERY PACKAGING REQUIREMENTS. YES NO

I ACKNOWLEDGE THAT MY FRIABLE ASBESTOS WASTE IS DOUBLE BAGGED AND WETTED. YES NO

SPECIFY THE SOURCE CODE ASSOCIATED WITH THE WASTE. ***G19*** SPECIFY THE FORM CODE ASSOCIATED WITH THE WASTE. ***W301***

E. CONSTITUENTS

Are these values based on testing or knowledge? Knowledge ☑ Testing

If constituent concentrations are based on analytical testing, analysis must be provided. Please attach document(s) using the link on the Submit tab.

Please indicate which constituents below apply. Concentrations must be entered when applicable to assist in accurate review and expedited approval of your waste profile. Please note that the total regulated metals and other constituents sections require answers.

RCRA	REGULATED METALS	REGULATORY LEVEL (mg/l)	TCLP mg/l	TOTAL	UOM	NOT APPLICABLE
D004	ARSENIC	5.0				☑
D005	BARIUM	100.0	*0.4200*			☑
D006	CADMIUM	1.0	*0.0048*			☑
D007	CHROMIUM	5.0	*0.0033*			☑
D008	LEAD	5.0	*0.0730*			☑
D009	MERCURY	0.2				☑
D010	SELENIUM	1.0				☑
D011	SILVER	5.0				☑
	VOLATILE COMPOUNDS					
D018	BENZENE	0.5				
D019	CARBON TETRACHLORIDE	0.5				
D021	CHLOROBENZENE	100.0				
D022	CHLOROFORM	6.0				
D028	1,2-DICHLOROETHANE	0.5				
D029	1,1-DICHLOROETHYLENE	0.7				
D035	METHYL ETHYL KETONE	200.0				
D039	TETRACHLOROETHYLENE	0.7				
D040	TRICHLOROETHYLENE	0.5				
D043	VINYL CHLORIDE	0.2				
	SEMI-VOLATILE COMPOUNDS					
D023	o-CRESOL	200.0				
D024	m-CRESOL	200.0				
D025	p-CRESOL	200.0				
D026	CRESOL (TOTAL)	200.0				
D027	1,4-DICHLOROBENZENE	7.5				
D030	2,4-DINITROTOLUENE	0.13				
D032	HEXACHLOROBENZENE	0.13				
D033	HEXACHLOROBUTADIENE	0.5				
D034	HEXACHLOROETHANE	3.0				
D036	NITROBENZENE	2.0				
D037	PENTACHLOROPHENOL	100.0				
D038	PYRIDINE	5.0				
D041	2,4,5-TRICHLOROPHENOL	400.0				
D042	2,4,6-TRICHLOROPHENOL	2.0				
	PESTICIDES AND HERBICIDES					
D012	ENDRIN	0.02				
D013	LINDANE	0.4				
D014	METHOXYCHLOR	10.0				
D015	TOXAPHENE	0.5				
D016	2,4-D	10.0				
D017	2,4,5-TP (SILVEX)	1.0				
D020	CHLORDANE	0.03				
D031	HEPTACHLOR (AND ITS EPOXIDE)	0.008				

OTHER CONSTITUENTS	MAX	UOM	NOT APPLICABLE
BROMINE			☑
CHLORINE			☑
FLUORINE			☑
IODINE			☑
SULFUR			☑
POTASSIUM			☑
SODIUM			☑
AMMONIA			☑
CYANIDE AMENABLE			☑
CYANIDE REACTIVE			☑
CYANIDE TOTAL			☑
SULFIDE REACTIVE			☑

HOCs

☑ NONE
< 1000 PPM
>= 1000 PPM

PCBs

NONE
☑ < 50 PPM
>=50 PPM

IF PCBS ARE PRESENT, IS THE WASTE REGULATED BY TSCA 40 CFR 761?

YES ☑ NO

ADDITIONAL HAZARDS

DOES THIS WASTE HAVE ANY UNDISCLOSED HAZARDS OR PRIOR INCIDENTS ASSOCIATED WITH IT, WHICH COULD AFFECT THE WAY IT SHOULD BE HANDLED?

YES ☑ NO (If yes, explain)

CHOOSE ALL THAT APPLY

DEA REGULATED SUBSTANCES	EXPLOSIVE	FUMING	OSHA REGULATED CARCINOGENS
POLYMERIZABLE	RADIOACTIVE	REACTIVE MATERIAL	☑ NONE OF THE ABOVE

F. REGULATORY STATUS

YES ☑ NO USEPA HAZARDOUS WASTE?

YES ☑ NO DO ANY STATE WASTE CODES APPLY?

Texas Waste Code

YES ☑ NO DO ANY CANADIAN PROVINCIAL WASTE CODES APPLY?

YES ☑ NO IS THIS WASTE PROHIBITED FROM LAND DISPOSAL WITHOUT FURTHER TREATMENT PER 40 CFR PART 268?

LDR CATEGORY: ***Not subject to LDR***
VARIANCE INFO:

YES ☑ NO IS THIS A UNIVERSAL WASTE?

YES ☑ NO IS THE GENERATOR OF THE WASTE CLASSIFIED AS VERY SMALL QUANTITY GENERATOR (VSQG) OR A STATE EQUIVALENT DESIGNATION?

YES NO IS THIS MATERIAL GOING TO BE MANAGED AS A RCRA EXEMPT COMMERCIAL PRODUCT, WHICH IS FUEL (40 CFR 261.2 (C)(2)(II))?

YES ☑ NO DOES TREATMENT OF THIS WASTE GENERATE A F006 OR F019 SLUDGE?

YES NO IS THIS WASTE STREAM SUBJECT TO THE INORGANIC METAL BEARING WASTE PROHIBITION FOUND AT 40 CFR 268.3(C)?

YES ☑ NO DOES THIS WASTE CONTAIN VOC'S IN CONCENTRATIONS >=500 PPM?

YES ☑ NO DOES THE WASTE CONTAIN GREATER THAN 20% OF ORGANIC CONSTITUENTS WITH A VAPOR PRESSURE >= .3KPA (.044 PSIA)?

YES ☑ NO DOES THIS WASTE CONTAIN AN ORGANIC CONSTITUENT WHICH IN ITS PURE FORM HAS A VAPOR PRESSURE > 77 KPA (11.2 PSIA)?

YES ☑ NO IS THIS CERCLA REGULATED (SUPERFUND) WASTE ?

YES ☑ NO IS THE WASTE SUBJECT TO ONE OF THE FOLLOWING NESHAP RULES?

Hazardous Organic NESHAP (HON) rule (subpart G) Pharmaceuticals production (subpart GGG)

YES NO IF THIS IS A US EPA HAZARDOUS WASTE, DOES THIS WASTE STREAM CONTAIN BENZENE?

YES NO Does the waste stream come from a facility with one of the SIC codes listed under benzene NESHAP or is this waste regulated under the benzene NESHAP rules because the original source of the waste is from a chemical manufacturing, coke by-product recovery, or petroleum refinery process?

YES NO Is the generating source of this waste stream a facility with Total Annual Benzene (TAB) >10 Mg/year?

What is the TAB quantity for your facility? Megagram/year (1 Mg = 2,200 lbs)

The basis for this determination is: Knowledge of the Waste Or Test Data Knowledge Testing

Describe the knowledge :

G. DOT/TDG INFORMATION

DOT/TDG PROPER SHIPPING NAME:

NON D.O.T. REGULATED, (SOIL)

H. TRANSPORTATION REQUIREMENTS

ESTIMATED SHIPMENT FREQUENCY ☑ ONE TIME WEEKLY MONTHLY QUARTERLY YEARLY OTHER

☑ **CONTAINERIZED**

1-1 CONTAINERS/SHIPMENT

STORAGE CAPACITY: ***100***

CONTAINER TYPE:

PORTABLE TOTE TANK BOX|CARTON|CASE

CUBIC YARD BOX ☑ DRUM

OTHER:

DRUM SIZE: ***55***

BULK LIQUID

GALLONS/SHIPMENT: ***0 Min -0 Max*** GAL.

BULK SOLID

SHIPMENT UOM: TON YARD

TONS/YARDS/SHIPMENT: ***0 Min - 0 Max***

I. SPECIAL REQUEST

COMMENTS OR REQUESTS:

GENERATOR'S CERTIFICATION

I certify that I am authorized to execute this document as an authorized agent. I hereby certify that all information submitted in this and attached documents is correct to the best of my knowledge.I also certify that any samples submitted are representative of the actual waste.If Clean Harbors discovers a discrepancy during the approval process, Generator grants Clean Harbors the authority to amend the profile, as Clean Harbors deems necessary, to reflect the discrepancy.

AUTHORIZED SIGNATURE	NAME (PRINT)	TITLE	DATE
	Chris Keller	EHS+ Engineer	10/1/18