INFRASTRUCTURE ASSESSMENT: UTILITY POLES AND FORMER WATCHMAN TOWERS SAMPLING INVESTIGATION REPORT LOCKHEED MARTIN MIDDLE RIVER COMPLEX 2323 EASTERN BOULEVARD MIDDLE RIVER, MARYLAND

Prepared for:
Lockheed Martin Corporation

Prepared by:
Tetra Tech, Inc.

June 2018

Approved by:
Lockheed Martin, Inc.

Revision: 0



Michael Martin, P.G.
Regional Manager

TABLE OF CONTENTS

Section **Page**

List of FIGURES ..... **ii**

List of TABLES ..... **ii**

Appendices ..... **ii**

Acronyms ..... **iii**

Section 1 Introduction **1-1**

Section 2 Site Description **2-1**

Section 3 Investigation Approach and Field Methodology **3-1**

3.1 MOBILIZATION/DEMOBILIZATION 3-1

3.2 SITE ACCESS AND UTILITY CLEARANCE 3-2

3.3 DPT DRILLING AND SOIL SAMPLING 3-3

3.3.1 Sampling Rationale 3-3

3.3.2 Drilling and Sampling 3-4

3.4 SAMPLE NOMENCLATURE 3-5

3.5 SURVEYING 3-5

3.6 DOCUMENTATION 3-6

3.7 SAMPLE HANDLING 3-6

3.8 EQUIPMENT DECONTAMINATION 3-6

3.9 WASTE MANAGEMENT 3-7

3.10 DATA VALIDATION 3-7

Section 4 Results **4-1**

Section 5 Summary and Conclusions **5-1**

Section 6 References **6-1**

TABLE OF CONTENTS (CONTINUED)

FIGURES

Figure 1-1 Site Location Map

Figure 1-2 Middle River Complex Tax Blocks

Figure 2-1 PCB Results for Soil Samples and Historical Features That May Have Housed PCB-Containing Electrical Transformers

Figure 3-1 PCB Sample Locations, November 2017, Blocks G and H

Figure 3-2 PCB Sample Locations, November 2017, Blocks D and E

Figure 3-3 PCB Sample Locations, November 2017, Cheaspeake Park Plaza

Figure 4-1 PCB Results, November 2017, Blocks G and H

Figure 4-2 PCB Results, November 2017, Blocks D and E

Figure 4-3 PCB Results, November 2017, Cheasepeake Park Plaza

TABLES

Table 2-1 Results of Site Reconnaissance and Geophysical Survey with Recommended Actions, Former PCB Utility Pole and Watchtowers

Table 3-1 Sampling Locations

Table 4-1 Statistical Summary of PCBs Detected in Soil Samples - 2017

Table 4-2 Detected PCBs and Screening Level Exceedances in Soil Samples - 2017

APPENDICES

Appendix A—Data Review and Field Reconnaissance Report

Appendix B—Permits, “Miss Utility” Clearance Report, and Utility Clearance Report

Appendix C—Boring Logs and Soil Sampling Log Sheets

Appendix D—Data Validation Reports and Chemical Data Tables

Appendix E—Investigation-Derived Waste (IDW) Documentation

ACRONYMS

CPP	Chesapeake Park Plaza
bgs	below ground surface
DPT	direct-push technology
EGIS	environmental geographic information system
Enviroscan	Enviroscan, Inc.
ESH	environment, safety, and health
ft	feet
GPR	ground-penetrating radar
HASP	health and safety plan
IDW	investigation-derived waste
LMCPI	LMC Properties, Inc.
Lockheed Martin	Lockheed Martin Corporation
MDE	Maryland Department of the Environment
µg/kg	microgram(s) per kilogram
MRAS	MRA Systems, Inc.
MRC	Middle River Complex
PCB(s)	polychlorinated biphenyl(s)
PID	photoionization detector
PPE	personal protective equipment
PRG	preliminary remedial goal
QA	quality assurance
QC	quality control
SB	soil boring
TCLP	toxicity characteristic leaching procedure
Tetra Tech	Tetra Tech, Inc.

USDOT	United States Department of Transportation
USEPA	United States Environmental Protection Agency
VOC(s)	volatile organic compounds
WMP	waste management plan

SECTION 1
INTRODUCTION

This report describes field activities designed to evaluate whether polychlorinated biphenyls (PCBs) have been released to the surrounding environment from electrical equipment on former light poles and former watchtowers at the Lockheed Martin Middle River Complex (MRC). Figure 1-1 shows the MRC location, and Figure 1-2 represents the Middle River Complex tax blocks referenced in this report. This report documents the advancement and sampling of 62 direct-push technology (DPT) borings to assess concentrations of PCBs that might be in soil surrounding historical and current features.

Pursuant to the objectives of the *Infrastructure Assessment Work Plan* (Tetra Tech, Inc. [Tetra Tech]. 2017a), soil samples were collected from areas around existing and former light poles and watchtowers to determine if PCBs were present. The locations of these structures were found during a source material review of historical facility site plans. Site reconnaissance and a geophysical survey were performed in June 2017 to determine if any physical features of the former structures could be identified, and to determine if significant site modification or soil rework had occurred in these areas. These former structures represent relatively small source areas, and no documentation was discovered indicating that electrical transformers associated with these structures had contained polychlorinated biphenyls. The site reconnaissance and geophysical survey report is included herein as Appendix A.

This investigation was conducted to address recommendations from the site reconnaissance technical memorandum, which included sampling around current electric-utility infrastructure in Blocks G and H (L1 through L9); former light poles in Block G (P5, P6, and P7), Block D (P8 and P9), and along Chesapeake Park Plaza (P23, P24, and P25); and former watchtowers in Blocks I (T2) and E (T4 and T5). Sampling locations are presented on the figures in Section 3.

SECTION 2
SITE DESCRIPTION

This section summarizes the results of the chemical data review, field reconnaissance, and geophysical survey conducted to provide additional information regarding former structures that might have housed polychlorinated biphenyl (PCB)-containing electrical equipment at the Lockheed Martin Corporation (Lockheed Martin) Middle River Complex (MRC). The MRC infrastructure project identified several former structures that might have contained PCBs. Most of these structures are no longer present, or are only present as remnants. These features are shown on Figure 2-1 as categorical areas of concern. Categories recommended for sampling include:

- former locations of transformers on utility poles (Category 2 on Figure 2-1), including current utility poles in Blocks H (west of Parking Lot 2) and G (west of Parking Lot 3); nine poles remain on-site

- eight former watchtowers (formerly used as part of security operations) with transformers (Category 5 on Figure 2-1) across the main facility, including six towers (T-1, T-2, T-4, T-5, T-6, and T-7) on land currently owned by LMC Properties, Inc., and two on land formerly owned by Lockheed Martin or LMC Properties, Inc. predecessors (i.e., land currently occupied by Tilley Chemical [T-3] and the U.S. Post Office [T-8]). Two additional towers (T-9 and T-10; not shown on Figure 2-1) were formerly on land that is now part of Martin State Airport.

- former locations of light poles with transformers (Category 6 on Figure 2-1), formerly distributed site-wide and primarily along Chesapeake Park Plaza; 16 pole locations were identified in historical records, four of which were in a former median in the roadway between MRC and Ashley Furniture

Rooftop transformers (Category 1 on Figure 2-1), former modular buildings with transformers (Category 3 on Figure 2-1), transformers within operational buildings, and transformer areas associated with Block E (Categories 4 and 8 on Figure 2-1, with the exception of the watchtower locations in the northeastern and southeastern corner of the block), and former Naval barracks electrical transformer (Category 7 on Figure 2-1) were eliminated from sampling based on the findings of the data review and field reconnaissance.

The location of each feature investigated was plotted on an aerial photograph based on historical drawings (Appendix A). Total PCB concentrations from more than 600 soil samples previously collected at MRC (excluding those in Block E) were plotted to determine if data were available to characterize PCBs in soil at or near the former structures. Block E soil-sampling results were not plotted, because PCB contamination within that block is being addressed under a separate investigation. Soil data from Block E are extensive, and soil sampling locations there were reviewed to determine if any were close to the former watchtower locations; however, no data in Block E met the objectives of this study.

A field reconnaissance on June 8, 2017 sought to determine if any physical aspects of the former structure(s) could be identified, and if soil in the area had been reworked after structure(s) were demolished. Geophysical surveying instruments were used to locate any remaining appurtenances associated with transformers (e.g., buried electrical conduits, pole anchors/cables, watchtower footers, etc.) so that more accurate locations of former structures could be located. Field reconnaissance results are summarized in Table 2-1.

SECTION 3
INVESTIGATION APPROACH AND FIELD METHODOLOGY

The scope of work associated with the field investigation of the targeted infrastructure consisted of installing and sampling 62 direct-push technology (DPT) borings. Results from this investigation will determine whether polychlorinated biphenyls (PCBs) have been released to the environment from electrical equipment that was once present on former light poles and former watchtowers at the Middle River Complex (MRC), and if any further action is necessary based on these results.

3.1 MOBILIZATION/DEMOBILIZATION

On November 6, 2017, Tetra Tech mobilized equipment, field personnel, and a subcontractor (Ground Zero Field Services) to the site for DPT soil sampling. Mobilization included:

- coordinating with Lockheed Martin Corporation (Lockheed Martin) and MRC personnel for access to the facility and approval of boring locations
- constructing an equipment decontamination area
- obtaining "Miss Utility" (utility-clearing clearinghouse) and MRC utility clearances for the DPT soil sampling, along with using a private utility-locating firm
- implementing a site-specific health and safety plan (HASP)
- mobilizing subcontractors, equipment, and materials to the site

Demobilization included:

- demobilizing subcontractors, equipment, and materials from the site
- general site cleanup and trash removal
- managing investigation-derived waste (IDW)

Tetra Tech notified and coordinated access arrangements through Lockheed Martin Security, EMCOR (site maintenance), and MRA Systems, Inc. (MRAS) to gain access to the areas in Block I, as well as access to the surrounding Blocks D, E, G, and H. MRC tenants were informed and updated about the field investigation at LMC Properties, Inc., (LMCPI) biweekly meetings. LMCPI was notified of the field tasks and schedule, and approved the work and schedule before mobilization to the field. The field operations leader coordinated mobilization and demobilization (including equipment inventories, to ensure equipment availability), purchasing and leasing equipment, and staging equipment for efficient loading and transport to and from the site before and after each field activity.

Before field operations began, Tetra Tech personnel reviewed the site-specific HASP and the respective safe work permits therein. Tetra Tech conducted mandatory daily health and safety tailgate meetings before all field events. Subcontractors present for that day's field activities were included in these daily meetings. The Tetra Tech site health and safety officer documented pertinent topics covered and personnel in attendance. Tetra Tech also followed the waste management plan (WMP) conforming to *Lockheed Martin Energy, Environment, Safety, and Health (EESH) Remediation Waste Management Procedure No. EROP 03, Revision 4 (effective April 17, 2009).*

3.2 SITE ACCESS AND UTILITY CLEARANCE

Site access, utility clearance, notifications/approvals, and documentation conformed to the provisions of Lockheed Martin's *Remediation Contractor's Environment, Safety, and Health (ESH) Handbook, Revision 4, May 1, 2016*. Before starting any intrusive field activities, Tetra Tech obtained the required permits, completed the digging authorization form and risk handling checklist, and obtained the required signatures. Each location for DPT borings was screened for the presence of subsurface utilities. In addition to calling in a "Miss Utility" ticket, Tetra Tech obtained available MRC facility engineering and utility maps and contracted with a private utility-locating service (Enviroscan, Inc. [Enviroscan]) to locate and mark on the ground any underground utilities. Enviroscan used standard utility-locating equipment representing the best available technology. Examples of such commonly used equipment include a Fisher TW-6 electromagnetic pipe and cable locator/tracer, a RadioDetection cable-avoidance tool and Genny pipe and cable locator/tracer, a RadioDetection RD4000 multi-frequency pipe and cable tracer, and a Geophysical

Survey Systems, Inc. subsurface-interface radar system (GSSI SIR-2000) ground-penetrating radar (GPR) system.

All utilities within a 30-foot-radius of each designated sampling location were located and marked on the ground with the appropriate paint color corresponding to each unique utility. Permits, the "Miss Utility" clearance, and the Enviroscan utility screening report are in Appendix B. Tetra Tech used traffic cones and caution tape to isolate the work areas, and maintained open pathways for pedestrian and vehicle traffic.

3.3 DPT DRILLING AND SOIL SAMPLING

3.3.1 Sampling Rationale

Three soil borings were advanced in a triangular grid around each former and current light pole (poles P5-P9, and L1-L9, respectively), approximately two-feet from the current/former light pole location. The precise locations of three former poles (P23, P24, and P25) could not be determined in the field; therefore, three borings spaced 10-feet apart were advanced along the centerline of the medians in which these poles had once been located. Three borings were advanced near watchtower T2, and four borings were advanced near watchtowers T4 and T5. Samples were collected from 0–1 foot and 1–3 feet below ground surface (bgs) at each location. Figures 3-1, 3-2, and 3-3 show the sampling locations; samples associated with each feature are listed below:

Feature (type)	Associated samples	Sampling arrangement
P5 (former light pole)	G-SB-1756, G-SB-1757, G-SB-1758	Borings were advanced in a triangular grid around the former pole location, two feet out from the former pole location
P6 (former light pole)	G-SB-1759, G-SB-1760, G-SB-1761	
P7 (former light pole)	G-SB-1762, G-SB-1763, G-SB-1764	
P8 (former light pole)	D-SB-1765, D-SB-1766, D-SB-1767	
P9 (former light pole)	D-SB-1768, D-SB-1769, D-SB-1770	

Feature (type)	Associated samples	Sampling arrangement
P23 (former light pole)	CPP-SB-1771, CPP-SB-1772, CPP-SB-1773	Borings were advanced along the centerline of Chesapeake Park Plaza medians, spaced 10 feet apart (Note: the median at location P23 acts as a drainage channel for stormwater)
P24 (former light pole)	CCP-SB-1774, CPP-SB-1775, CPP-SB-1776	
P25 (former light pole)	CPP-SB-1777, CPP-SB-1778, CPP-SB-1779	
T2 (former watchtower)	I-SB-1780, I-SB-1781, I-SB-1782	Borings were spaced five-feet apart near the former watchtower, where surface runoff from the area flows
T4 (former watchtower)	E-SB-1783, E-SB-1784, E-SB-1785, E-SB-1786	Borings were advanced around the concrete pad of the former watchtower in the southeastern corner of Block E
T5 (former watchtower)	E-SB-1787, E-SB-1788, E-SB-1789, E-SB-1790	Borings were advanced around the concrete pad of the former watchtower in the northeastern corner of Block E*
L1 (current light pole)	H-SB-1791, H-SB-1792, H-SB-1793	Borings were advanced in a triangular grid around each pole location, two feet out from the pole location
L2 (current light pole)	G-SB-1794, G-SB-1795, G-SB-1796	
L3 (current light pole)	G-SB-1797, G-SB-1798, G-SB-1799	
L4 (current light pole)	G-SB-1800, G-SB-1801, G-SB-1802	
L5 (current light pole)	G-SB-1803, G-SB-1804, G-SB-1805	
L6 (current light pole)	G-SB-1806, G-SB-1807, G-SB-1808	
L7 (current light pole)	G-SB-1809, G-SB-1810, G-SB-1811	
L8 (current light pole)	G-SB-1812, G-SB-1813, G-SB-1814	
L9 (current light pole)	G-SB-1815, G-SB-1816, G-SB-1817	

*A minor field modification of the proposed sampling locations was made, due to the presence of utilities on the southern edge of the concrete foundation.

3.3.2 Drilling and Sampling

Soil borings were advanced at the 62 locations shown on Figures 3-1, 3-2, and 3-3. Soil borings were advanced by a Maryland-licensed driller using DPT to a minimum of three feet below ground surface at each sampling location. Soil samples were continuously collected from the depth intervals indicated in Table 3-1 using a 1.5-inch-diameter, four-foot-long, stainless steel, macrocore sampler fitted with a disposable acetate liner. Three soil borings (G-SB-1794 through G-SB-1796, at current light pole L2) were advanced via hand auger, due to access restrictions on the DPT rig.

Soil samples were collected for soil screening, including lithologic characterization, visual observations (e.g., staining, discolorations, etc.), and odor detection. Soil samples were screened for volatile organic compounds (VOCs) using a portable photoionization detector (PID) and a consistent headspace-screening methodology (e.g., sealable plastic bag technique). Soil in the bag was gently disturbed to allow VOCs to be released from the soil matrix. Samples were allowed to stand for five to 10 minutes before obtaining a PID reading. After five to 10 minutes, the tip of the PID was inserted into the plastic bag, and readings were monitored until a peak (i.e., maximum) total VOC concentration was reached.

The peak VOC concentration was then recorded on the soil boring form. Soil samples collected from the soil-borings were analyzed for PCBs using United States Environmental Protection Agency (USEPA) Method 8082A. Each sample collected from the 1–3 feet sampling depth was frozen upon receipt by the laboratory and placed on hold pending analysis of the 0–1-foot deep surface soil sample. The lab was instructed to analyze the deeper (1–3-feet) sample if the total Aroclor concentration in the overlying sample exceeded 10 milligrams per kilogram (mg/kg). No shallow sample concentrations exceeded this value.

No evidence or indication of contamination (e.g., staining, sheen, etc.) was observed in any soil sample collected. Each boring's respective "Soil Sample Log Sheet" is in Appendix C. Sample log sheets also include sample collection times, PID observations, and general field observation notes.

3.4 SAMPLE NOMENCLATURE

Each soil sample collected was identified with a unique sample identification tag. The sample identification tag consisted of the block designation, followed by "SB," the boring number, and the two-digit label indicating the bottom depth of the sampled interval. For example, a sample collected from one to three feet below grade at soil boring location 1794 in Block G was labeled G-SB-1794-1–3.

3.5 SURVEYING

Horizontal and vertical coordinates for each soil boring were generated using a global positioning system (GPS) with sub-meter accuracy.

3.6 DOCUMENTATION

A bound field logbook with consecutively numbered pages was assigned specifically for this project. All entries were recorded in indelible black ink. Any erroneous data in the logbook requiring corrections or modifications were crossed out using a single line, dated and initialed. At the end of each workday, the responsible sampler signed the logbook pages; any unused logbook pages were crossed out, signed, and dated. The logbook contains all pertinent project information. Sample documentation consists of chain of custody reports and matrix-specific sampling log sheets (Appendix C). Signed chains of custody are provided as part of the data validation reports in Appendix D.

3.7 SAMPLE HANDLING

Proper custody procedures were followed throughout all phases of sample collection and handling. Chain of custody protocols were used throughout sample handling to establish the evidentiary integrity of sample containers. These protocols demonstrate that the samples were handled and transferred in a manner that would eliminate (or detect) possible tampering. Sample containers were released under signature from the laboratory and were accepted under signature by the sampler or individual responsible for maintaining custody until the sample containers were transferred to the sampling team.

Samples were released under signature from the sampling team and accepted under signature by the laboratory. Transport containers returning to the laboratory were sealed with strapping tape and a tamper-resistant custody seal. The custody seal includes the signature of the individual releasing the transport container, along with the date and time.

3.8 EQUIPMENT DECONTAMINATION

A decontamination area and a clean zone were established at the perimeter of the restricted work zone to prepare and break down sampling equipment. The decontamination area was established to contain decontamination rinsate solution for subsequent disposal. Reusable equipment (e.g., DPT rods, augers, scoops) was decontaminated before and after each use. Decontamination of reusable small equipment entailed the following steps:

- Alconox® and potable-water wash
- potable-water rinse
- thorough rinsing with a reagent-grade isopropanol
- analyte-free water rinse
- air drying

3.9 WASTE MANAGEMENT

The 2017 MRC waste management plan (Tetra Tech, 2017b) conforming to Lockheed Martin's *Remediation Contractor's ESH Handbook, Revision 2* was followed throughout this investigation to store, manage, test, and dispose of IDW. IDW (consisting of soil cuttings, decontamination rinse water, and personal protective equipment [PPE]) was generated during the investigation. PPE IDW was put into trash bags and placed in a facility trash receptacle to be disposed of as general refuse. Soil cuttings and water were collected and stored in United States Department of Transportation (USDOT)-approved 55-gallon drums.

All drums were appropriately labeled and logged on a drum inventory form. Wastes were characterized and disposed of in accordance with applicable state and federal regulations and the 2017 MRC waste management plan. After receiving the waste, the drums were relocated to a drum staging area (located in Block E/Lot D) identified by Lockheed Martin personnel. Samples of IDW were collected and submitted to be analyzed for VOCs, PCBs, toxicity characteristic leaching procedure (TCLP) metals, and ignitability. All IDW was profiled as nonhazardous, based on waste characterization sampling, and all drums were removed from the site on January 3, 2018 by Clean Harbors. IDW documentation is in Appendix E.

3.10 DATA VALIDATION

Following receipt of the analytical data for the soil samples, the data were validated by an independent chemist in accordance with USEPA Region 3 protocols. Chemical data were supplied by the laboratory as hard-copy reports and electronic databases. All data were validated for all QA/QC parameters, including laboratory quality assurance (QA)/quality control (QC) and accuracy, precision, completeness, and comparability, in accordance with USEPA guidance. This

review was based on the USEPA *National Functional Guidelines for Inorganic Superfund Methods Data Review* (USEPA, 2017a), *National Functional Guidelines for Organic Superfund Methods Data Review* (USEPA, 2017b), and the specifics of the analytical method used. Data validation reports, including complete chain of custody documentation, are in Appendix D (on compact disc). Chemical data tables are also in Appendix D.

Collectively, these data are acceptable for their intended use. For this validation, the following data qualifiers (i.e., flags) were applied to the chemical results presented in this report:

- *U* Not detected. The analyte is considered not detected at the reported value.
- *J* The analyte is considered present in the sample; however, the value is estimated and might not be accurate or precise.
- *J-* The result is an estimated quantity, but the result might be biased low.
- NJ The analyte has been tentatively identified. This qualifier indicates presumptive evidence of a compound. Special methods might be required to confirm its presence or absence in future sampling efforts.
- UJ The analyte was not detected; however, the quantitation or detection limit might be inaccurate or imprecise.

These flags appear on the chemical results tables in Section 4 and Appendix D.

SECTION 4
RESULTS

This section presents the results of field activities conducted to assess concentrations of polychlorinated biphenyls (PCBs) found in soil surrounding targeted features at the Lockheed Martin Middle River Complex (MRC), in Middle River, Maryland. Two soil samples were collected from each of 62 soil borings (124 samples) for laboratory analysis for PCBs by United States Environmental Protection Agency (USEPA) Method 8082A. Samples were collected from 0–1 foot and 1–3 feet below ground surface (bgs) at each location. Each sample collected from the 1–3 feet sampling depth was frozen upon receipt by the laboratory, and placed on hold pending analysis of the 0–1 foot surface soil sample. The lab was instructed to analyze the deeper (1–3 feet) sample if the total Aroclor concentration in the overlying sample exceeded 10 milligrams per kilogram (mg/kg). None of the 0–1-foot samples exceeded the total Aroclor concentration of 10 mg/kg; therefore, none of the 1–3 feet samples was analyzed. Tables in Appendix D present all analytical data, including non-detects.

Validated soil-chemical data were used to generate a statistical summary table (Table 4-1) and a detection table (Table 4-2) summarizing positive detections of polychlorinated biphenyl mixtures found in the soil samples. Table 4-1 lists chemicals detected in the soil samples, ranked from the most frequently to least frequently detected (this table does not include analytes that were not detected in any sample). Table 4-2 shows the detected analyte concentrations screened against an industrial risk-based value of 10 mg/kg. As stated earlier, all soil samples had polychlorinated biphenyl concentrations below the screening value (10 mg/kg).

Aroclor-1260, Aroclor-1262, and Aroclor-1254 are the only polychlorinated biphenyl mixtures detected in the soil samples. Aroclor-1260 was detected in 28 of 62 soil samples, Aroclor-1262 was detected in six of 62 samples, and Aroclor-1254 was detected in three of 62 samples. Aroclor-1260 concentrations range from an estimated value (*J*-qualified) of 0.023 mg/kg (= 23 micrograms per kilogram [µg/kg] at E-SB-1783) to 8.3 mg/kg (= 8,300 µg/kg at

CPP-SB-1775). Detected concentrations of polychlorinated biphenyls are shown in Figures 4-1, 4-2, and 4-3.

All data are below the screening criterion (10 mg/kg), and only four of 62 samples had concentrations exceeding a threshold of 1 mg/kg. Values above 1 mg/kg were randomly distributed; two are associated with former light poles in Block G, and two are within the medians at Chesapeake Park Plaza. The highest concentrations of polychlorinated biphenyls in this investigation were detected within the median of Chesapeake Park Plaza.

SECTION 5
SUMMARY AND CONCLUSIONS

Soil was sampled to investigate polychlorinated biphenyl concentrations in soil surrounding various historical operational structures that might have had polychlorinated biphenyl-containing transformers at the Lockheed Martin Middle River Complex (MRC) in Middle River, Maryland. Samples were collected from a depth of zero to one foot and analyzed for polychlorinated biphenyls, and a sample from the 1–3 feet sampling interval in each soil boring was collected and sent to the lab to be frozen until analytical results from the first 0–1 foot had been processed. The frozen samples were to be analyzed if the total polychlorinated biphenyl concentration in each shallow sample exceeded the industrial preliminary remedial goal (PRG) of 10 mg/kg. No sample from the 0–1 foot depth interval had a total polychlorinated biphenyl concentration above the industrial preliminary remedial goal of 10 mg/kg, therefore none of the frozen 1–3 feet samples went on to be analyzed.

The results of this investigation show that all samples collected for this effort at the Middle River Complex had total polychlorinated biphenyl concentrations below the industrial preliminary remedial goal (10 mg/kg); therefore, no additional investigation is required. However, PCB concentrations of up to 8.3 milligrams per kilogram (mg/kg) were detected in samples collected around the locations of former light poles in the median of Chesapeake Park Plaza. As this median area drains directly into storm drains that discharge to Dark Head Cove, additional investigation is warranted to determine if PCB concentrations in this drainage swale require mitigation to prevent potential migration to the cove.

SECTION 6
REFERENCES

Lockheed Martin Corporation (Lockheed Martin), 2009. *Energy, Environment, Safety, and Health (EESH) Remediation Waste Management Procedure No: EROP-03, Revision 4* (effective April 17, 2009).

Lockheed Martin Corporation (Lockheed Martin), 2016. *Remediation Contractor's ESH Handbook*, Revision 2, effective May 1.

Tetra Tech, Inc. (Tetra Tech), 2006. *Site Characterization Report, Revision 1.0. Lockheed Martin Middle River Complex*. Prepared by Tetra Tech, Inc., Germantown, Maryland for Lockheed Martin Corporation, Bethesda, Maryland. May.

Tetra Tech, Inc. (Tetra Tech), 2017a. *Infrastructure Assessment: Utility Poles and Former Watchman Towers Sampling Investigation Work Plan,* Revision 2, Lockheed Martin Middle River Complex, 2323 Eastern Boulevard Middle River, Maryland. Letter report prepared by Tetra Tech, Inc., Germantown, Maryland for Lockheed Martin Corporation, Bethesda, Maryland. December.

Tetra Tech, Inc. (Tetra Tech), 2017b. *Investigation-Derived Waste Management Plan, Middle River Complex, Lockheed Martin Middle River Complex, 2323 Eastern Boulevard Middle River, Maryland*. Prepared by Tetra Tech, Inc., Germantown, Maryland for Lockheed Martin Corporation, Bethesda, Maryland. October.

United States Environmental Protection Agency (USEPA), 2017a. *National Functional Guidelines for Inorganic Superfund Methods Data Review*. January.

United States Environmental Protection Agency (USEPA), 2017b. *National Functional Guidelines for Organic Superfund Methods Data Review*. January.

FIGURES

Figure 1-1 Site Location Map

Figure 1-2 Middle River Complex Tax Blocks

Figure 2-1 PCB Results for Soil Samples and Historical Features That May Have Housed PCB-Containing Electrical Transformers

Figure 3-1 PCB Sample Locations, November 2017, Blocks G and H

Figure 3-2 PCB Sample Locations, November 2017, Blocks D and E

Figure 3-3 PCB Sample Locations, November 2017, Cheaspeake Park Plaza

Figure 4-1 PCB Results, November 2017, Blocks G and H

Figure 4-2 PCB Results, November 2017, Blocks D and E

Figure 4-3 PCB Results, November 2017, Cheasepeake Park Plaza

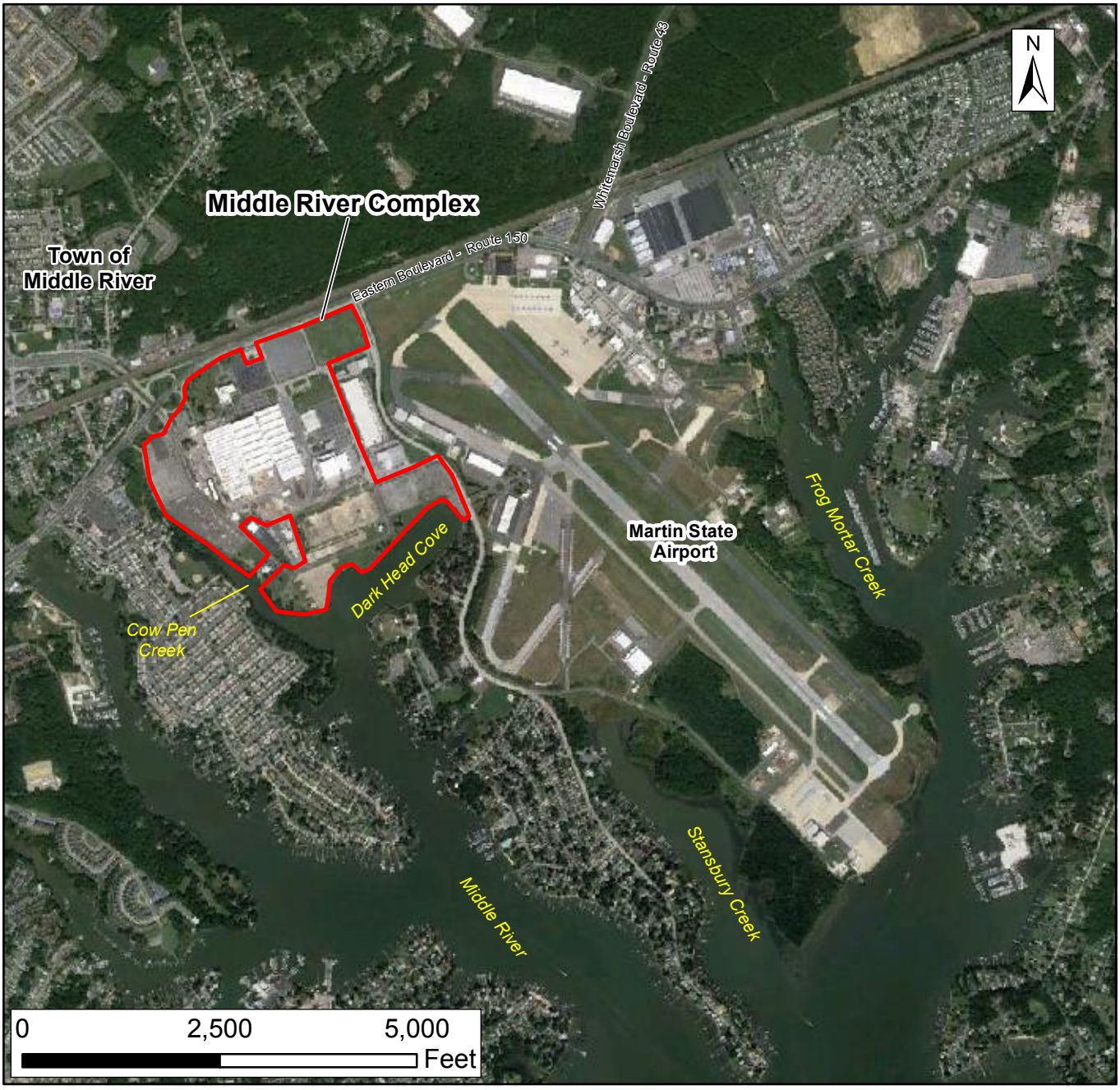

Source: Google Earth, 2013

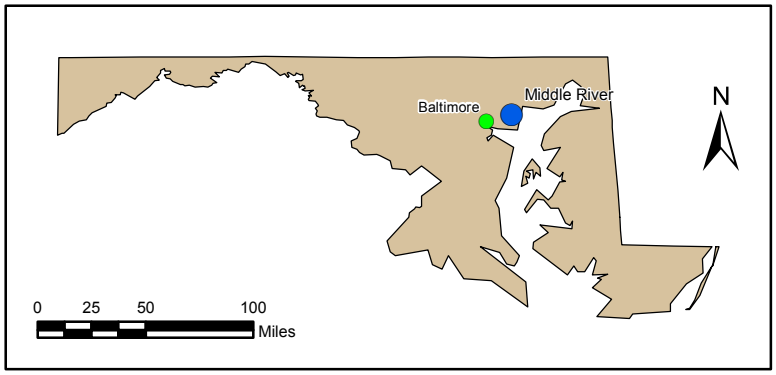

FIGURE 1-1

MIDDLE RIVER COMPLEX LOCATION MAP

Lockheed Martin Middle River Complex
Middle River, Maryland

DATE MODIFIED:	CREATED BY:
5/1/13	MP

TETRA TECH

Map Document: (K:\GProject\middle_river\Maps\MiddleRiver_MRC_Location Map_Fig 1-1_revised050113.mxd) 5/1/2013 -- 11:18:55 AM

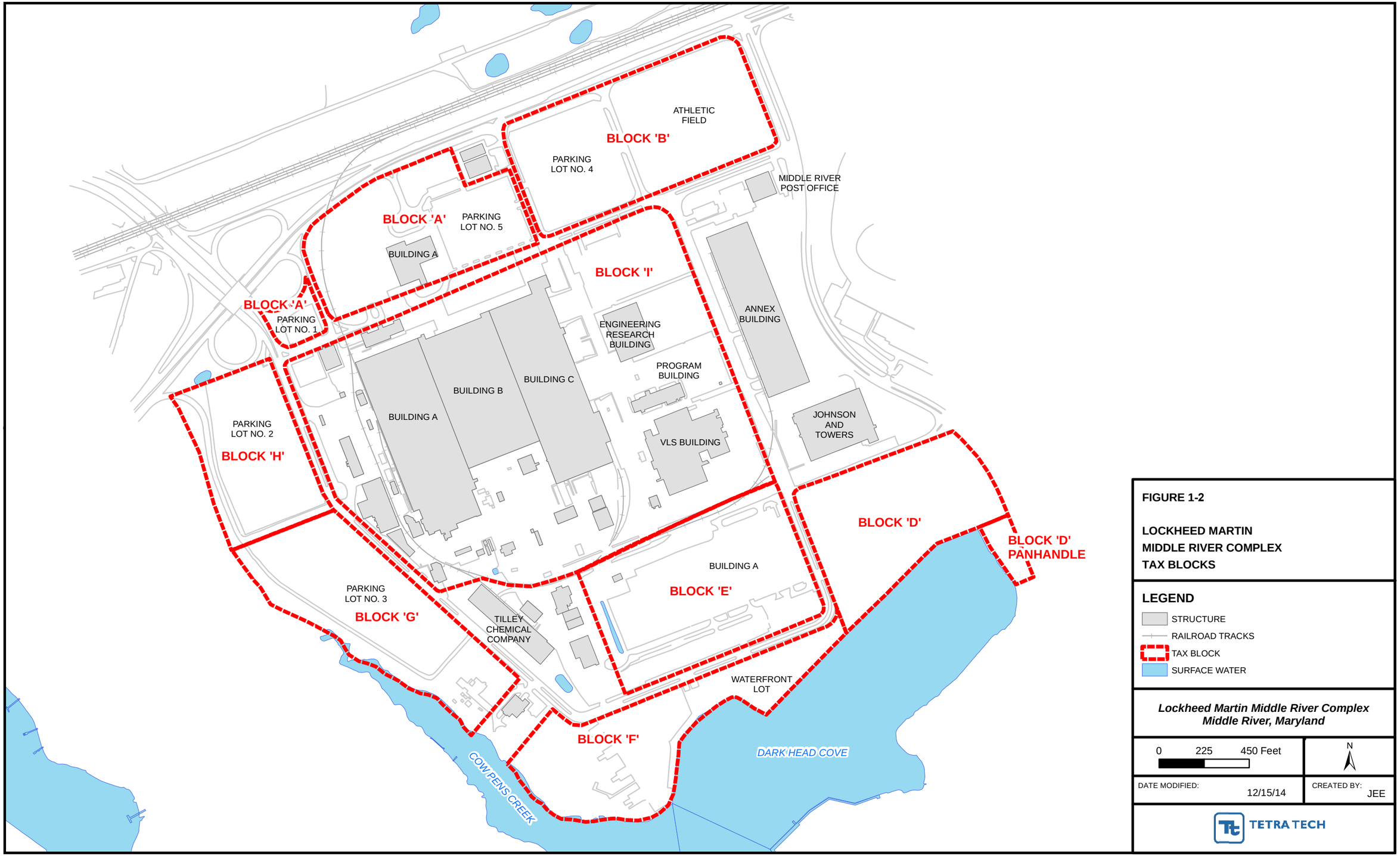

FIGURE 1-2

LOCKHEED MARTIN
MIDDLE RIVER COMPLEX
TAX BLOCKS

LEGEND

- STRUCTURE
- RAILROAD TRACKS
- TAX BLOCK
- SURFACE WATER

Lockheed Martin Middle River Complex
Middle River, Maryland

0 225 450 Feet

N

DATE MODIFIED: 12/15/14

CREATED BY: JEE

TETRA TECH

Map Document: (P:\GIS\Middle_River\MapDocs\MXD\mrc_tax_blocks_jul2014.mxd)
12/15/14 -- JEE

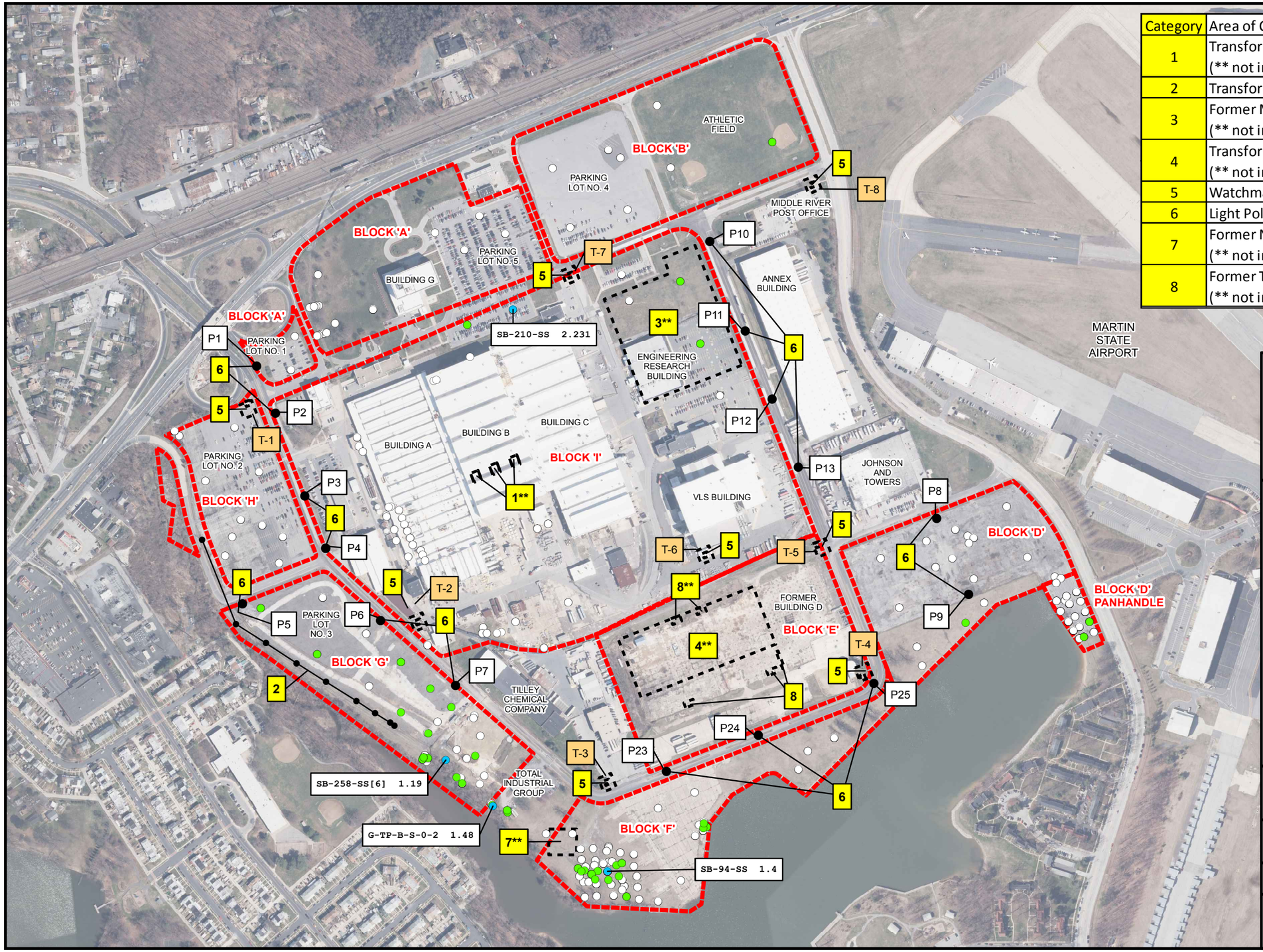

Category	Area of Concern
1	Transformers (** not included in sampling effort)
2	Transformers at Electric Utility Poles
3	Former Modular Buildings with Transformers (** not included in sampling effort)
4	Transformer Storage Area (** not included in sampling effort)
5	Watchman Towers with Transformers
6	Light Poles with Transformers
7	Former Naval Barracks Area Electrical Transformer (** not included in sampling effort)
8	Former Transformer Rooms in Building D (** not included in sampling effort)

FIGURE 2-1

PCB RESULTS FOR SOIL SAMPLES* AND HISTORICAL FEATURES THAT MAY HAVE HOUSED PCB-CONTAINING ELECTRICAL TRANSFORMERS

LEGEND

- PCBs DETECTED ABOVE USEPA RESIDENTIAL LEVEL
- PCBs DETECTED BELOW USEPA RESIDENTIAL LEVEL
- PCBs NOT DETECTED
- P9 POLE NUMBER
- T-2 WATCHTOWER NUMBER
- TAX BLOCK

*** Excludes Block E samples.**

USEPA = United States Environmental Protection Agency.

All results shown in milligrams per kilogram (mg/kg).
USEPA residential level for PCBs is 1 mg/kg.

2014 aerial photograph provided by U.S. Geological Survey.

Lockheed Martin Middle River Complex
Middle River, Maryland

0 225 450 Feet

N

DATE MODIFIED: 03/13/18

CREATED BY: JEE

TETRA TECH

Map Document: (P:\GIS\Middle_River\MapDocs\MXD\mrc_former_transformer_pcb_samples_jun2017.mxd)
03/13/18 -- JEE

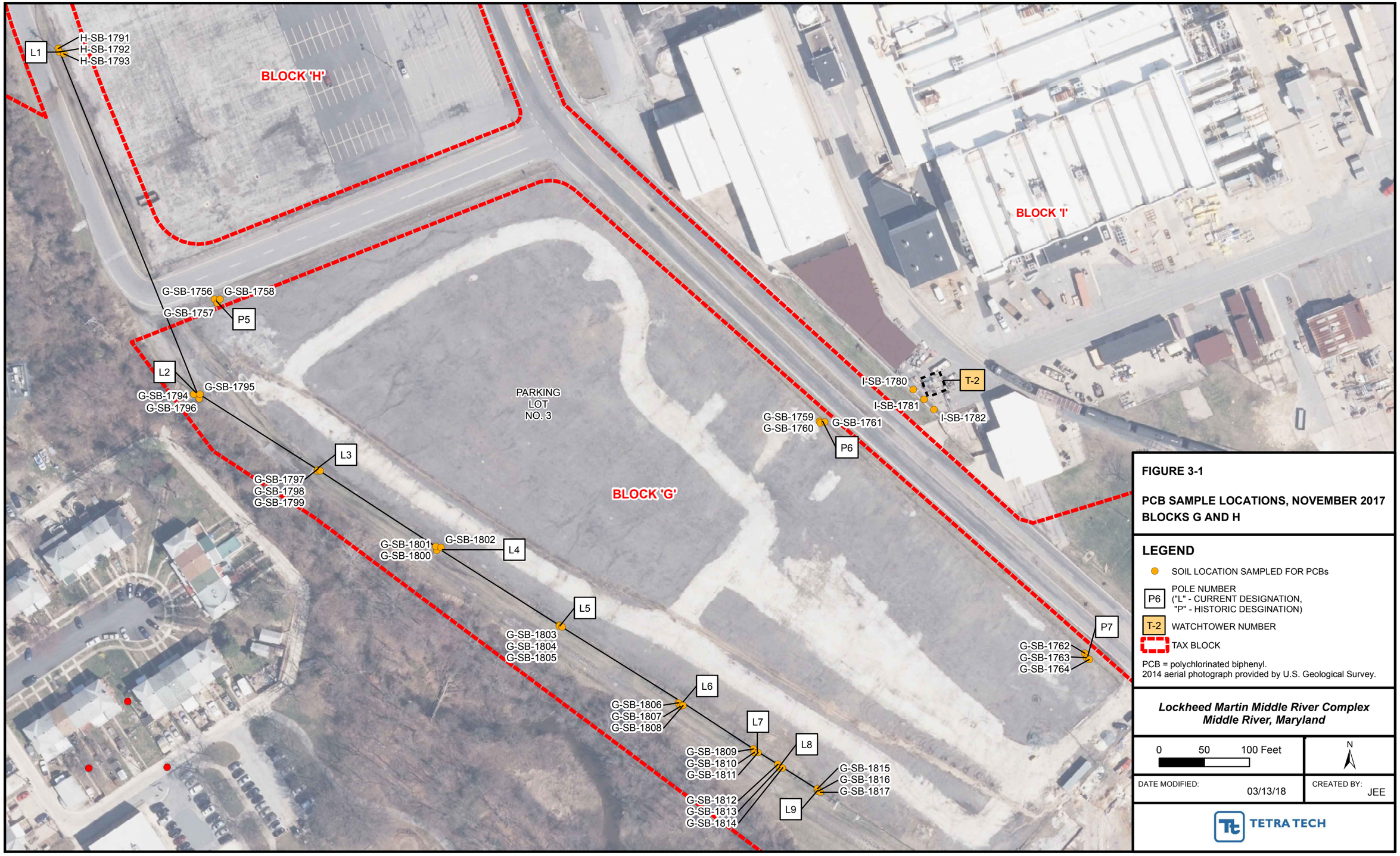

FIGURE 3-1

PCB SAMPLE LOCATIONS, NOVEMBER 2017
BLOCKS G AND H

LEGEND

- SOIL LOCATION SAMPLED FOR PCBs
- P6 — POLE NUMBER ("L" - CURRENT DESIGNATION, "P" - HISTORIC DESGINATION)
- T-2 — WATCHTOWER NUMBER
- TAX BLOCK

PCB = polychlorinated biphenyl.
2014 aerial photograph provided by U.S. Geological Survey.

Lockheed Martin Middle River Complex
Middle River, Maryland

0 50 100 Feet

N

DATE MODIFIED: 03/13/18

CREATED BY: JEE

TETRA TECH

Map Document: (P:\GIS\Middle_River\MapDocs\MXD\block_g_pcb_samplocs_jan2018.mxd)
03/13/18 -- JEE

BLOCK 'I'

BLOCK 'D'

BLOCK 'E'

D-SB-1765
D-SB-1766
D-SB-1767
P8

E-SB-1789
E-SB-1788
E-SB-1790
E-SB-1787
T-5

P9
D-SB-1768
D-SB-1769
D-SB-1770

T-4
E-SB-1785
E-SB-1786
E-SB-1784
E-SB-1783

FIGURE 3-2

PCB SAMPLE LOCATIONS, NOVEMBER 2017
BLOCKS D AND E

LEGEND

- SOIL LOCATION SAMPLED FOR PCBs
- P9 — POLE NUMBER ("P" - HISTORIC DESIGNATION)
- T-2 — WATCHTOWER NUMBER
- TAX BLOCK

PCB = polychlorinated biphenyl.
2014 aerial photograph provided by U.S. Geological Survey.

Lockheed Martin Middle River Complex
Middle River, Maryland

0 45 90 Feet

N

DATE MODIFIED: 02/12/18

CREATED BY: JEE

TETRA TECH

Map Document: (P:\GIS\Middle_River\MapDocs\MXD\blocks_de_pcb_pole_samplocs_jan2018.mxd)
02/12/18 -- JEE



FIGURE 3-3

PCB SAMPLE LOCATIONS, NOVEMBER 2017
CHESAPEAKE PARK PLAZA

LEGEND

- SOIL LOCATION SAMPLED FOR PCBs
- P9 — POLE NUMBER ("P" - HISTORIC DESIGNATION)
- TAX BLOCK

PCB = polychlorinated biphenyl.
2014 aerial photograph provided by U.S. Geological Survey.

Lockheed Martin Middle River Complex
Middle River, Maryland

0 40 80 Feet

N

DATE MODIFIED: 02/12/18

CREATED BY: JEE

TETRA TECH

Map Document: (P:\GIS\Middle_River\MapDocs\MXD\block_e_park_plaza_samplocs_feb2018.mxd)
02/12/18 -- JEE

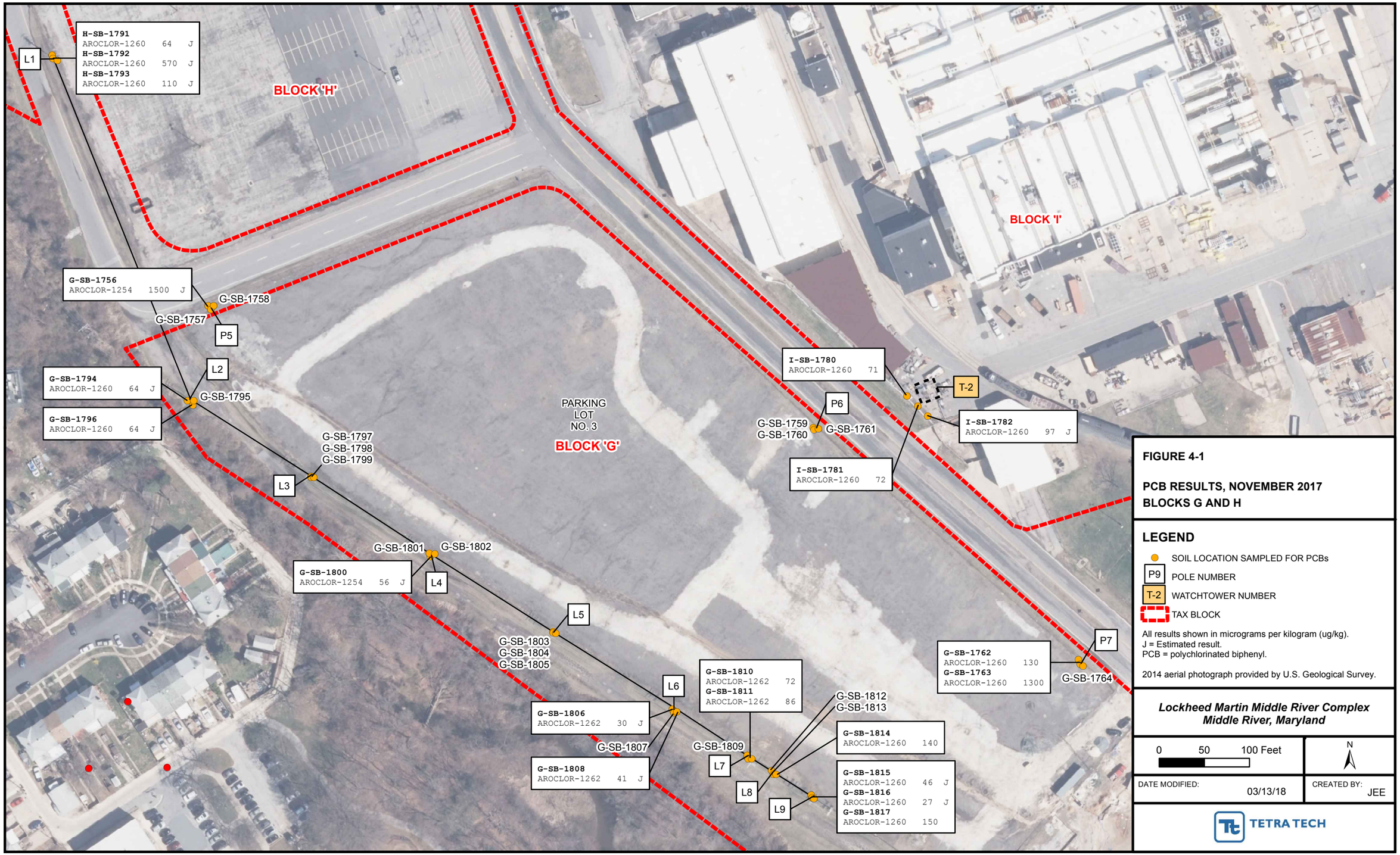

FIGURE 4-1

PCB RESULTS, NOVEMBER 2017
BLOCKS G AND H

LEGEND

- SOIL LOCATION SAMPLED FOR PCBs
- P9 POLE NUMBER
- T-2 WATCHTOWER NUMBER
- TAX BLOCK

All results shown in micrograms per kilogram (ug/kg).
J = Estimated result.
PCB = polychlorinated biphenyl.

2014 aerial photograph provided by U.S. Geological Survey.

Lockheed Martin Middle River Complex
Middle River, Maryland

0 50 100 Feet

N

DATE MODIFIED: 03/13/18

CREATED BY: JEE

TETRA TECH

Map Document: (P:\GIS\Middle_River\MapDocs\MXD\block_g_pcb_tags_feb2018.mxd)
03/13/18 -- JEE



FIGURE 4-2

PCB RESULTS, NOVEMBER 2017
BLOCKS D AND E

LEGEND

- SOIL LOCATION SAMPLED FOR PCBs
- P9 — POLE NUMBER
- T-2 — WATCHTOWER NUMBER
- TAX BLOCK

All results shown in micrograms per kilogram (ug/kg).
J = Estimated result.
PCB = polychlorinated biphenyl.

2014 aerial photograph provided by U.S. Geological Survey.

Lockheed Martin Middle River Complex
Middle River, Maryland

0 45 90 Feet

N

DATE MODIFIED: 02/13/18

CREATED BY: JEE

TETRA TECH

Map Document: (P:\GIS\Middle_River\MapDocs\MXD\blocks_de_pcb_pole_tags_feb2018.mxd)
02/13/18 -- JEE

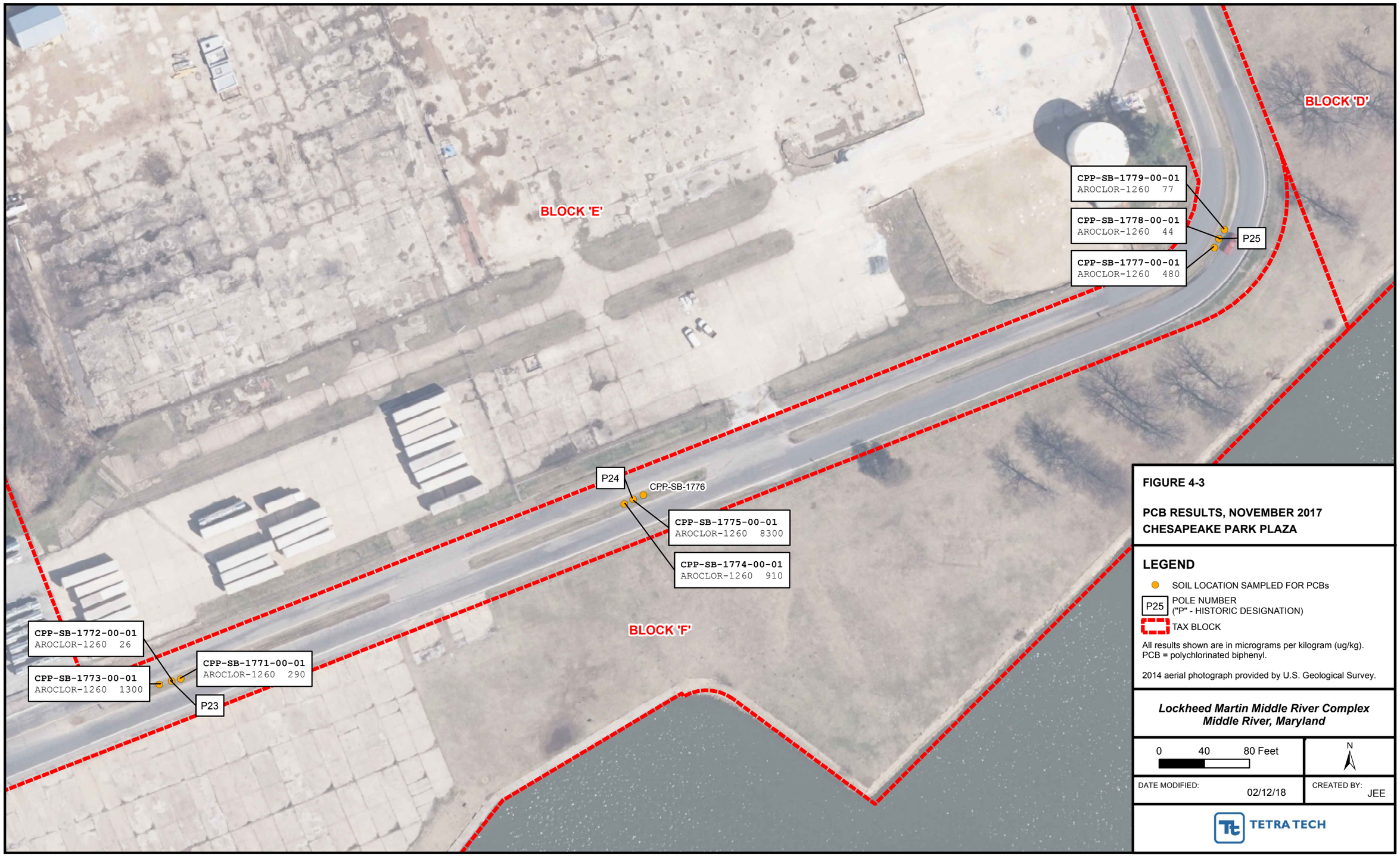

FIGURE 4-3

PCB RESULTS, NOVEMBER 2017
CHESAPEAKE PARK PLAZA

LEGEND

- SOIL LOCATION SAMPLED FOR PCBs
- P25 POLE NUMBER ("P" - HISTORIC DESIGNATION)
- TAX BLOCK

All results shown are in micrograms per kilogram (ug/kg).
PCB = polychlorinated biphenyl.

2014 aerial photograph provided by U.S. Geological Survey.

Lockheed Martin Middle River Complex
Middle River, Maryland

0 40 80 Feet

N

DATE MODIFIED: 02/12/18

CREATED BY: JEE

TETRA TECH

Map Document: (P:\GIS\Middle_River\MapDocs\MXD\block_e_park_plaza_tags_feb2018.mxd)
02/12/18 -- JEE

TABLES

Table 2-1 Results of Site Reconnaissance and Geophysical Survey with Recommended Actions, Former PCB Utility Pole and Watchtowers

Table 3-1 Sampling Locations

Table 4-1 Statistical Summary of PCBs Detected in Soil Samples - 2017

Table 4-2 Detected PCBs and Screening Level Exceedances in Soil Samples - 2017

Table 2-1

Results of Site Reconnaissance and Geophysical Survey with Recommended Actions
Former PCB Utility Pole and Watchtowers
Lockheed Martin Middle River Complex, Middle River, Maryland
Page 1 of 2

Historical Identification	Reconnaissance Notes	Geophysical Survey	Recommended Action
P1	Area has been regraded. Could not locate remnants of light pole.	Small electromagnetic (EM) anomalies in the vicinity; no definitive EM signature	No definitive location identified during the reconnaissance effort, areas potentially regraded after poles were removed, and the potential source is relatively small. No sampling recommended at this time.
P2	A possible grounding pole and unpaved area was located in the concrete sidewalk approximately 5 feet south of parking lot entrance	Small electromagnetic (EM) anomalies in the vicinity; no definitive EM signature	Same Recommendation as P1.
P3	Could not locate remnants or other indications of light pole	No anomalies detected	Same Recommendation as P1.
P4	Could not locate remnants or other indications of light pole	No anomalies detected	Same Recommendation as P1.
P5	Multiple grounding wires and anchor guy wire with metal wire marker were found along the Block G Perimeter fence line west of the construction fence entrance.	NA	Collect soil samples in triangular grid around former pole. Three sampling locations, collected two feet from the former pole location with samples collected from depths of 0-6 inches and 6-12 inches below grade.
P6	Stump of former light pole was found just inside of fence	NA	Same Recommendation as P5.
P7	Stump of former light pole was found just inside of fence	NA	Same Recommendation as P5.
P8	Could not locate remnants or other indications of light pole	EM survey located a cut portion of a 2-inch diameter vertical steel conduit containing wires, and a small circular ground depression in the area of the former pole shown on the September 1, 1943 drawing titled *Electrical Layout for Watchman's Tower and Parking (hereafter "Electrical Layout" drawing)*. EM indicated presence of a metal underground conduit that runs south from P8 across Parking Lot 6 towards P9 as indicated in the 9/1/1943 *Electrical Layout* drawing.	Collect soil samples in triangular grid around suspected former pole. Three sampling locations, collected two feet from the former pole location with samples collected from depths of 0-6 inches and 6-12 inches below grade.
P9	Could not locate remnants of light pole	The location of P9 was not directly indicated by the geophysical survey or visual inspection. However, the possible location of P9 is indicated as the area between the southern terminus of the underground 2-inch diameter conduit traced/marked in Parking Lot 6 (see P8 above) and the southernmost fence in Lot 6.	Same recommendation as P8, collected around conduit termination.
P10	According to historical drawing, the light pole was located in the median of Chesapeake Park Plaza. The road has been repaved including the former median, consequently there is no surface indication of the former light pole.	NA	Soil sampling not recommended. Area of former pole is paved over; soil in area of former pole has likely been disturbed or removed.
P11	According to historical drawing, the light pole was located in the median of Chesapeake Park Plaza. The road has been repaved including the former median, consequently there is no surface indication of the former light pole.	NA	Same recommendation as P10.
P12	According to historical drawing, the light pole was located in the median of Chesapeake Park Plaza. The road has been repaved including the former median, consequently there is no surface indication of the former light pole.	NA	Same recommendation as P10.
P13	According to historical drawing, the light pole was located in the median of Chesapeake Park Plaza. The road has been repaved including the former median, consequently there is no surface indication of the former light pole.	NA	Same recommendation as P10.
P23	No visible remnants of former light pole.	Survey indicates a linear EM feature that terminates in the area shown for this pole in the 9/1/1943 *Electrical Layout* drawing.	Collect soil samples in general area of former pole due to close proximity to Tax Block E. Samples to be configured along the centerline of the median, three locations spaced 10 feet apart, samples collected from depths of 0-6 inches and 6-12 inches below grade.

Table 2-1

Results of Site Reconnaissance and Geophysical Survey with Recommended Actions
Former PCB Utility Pole and Watchtowers
Lockheed Martin Middle River Complex, Middle River, Maryland
Page 2 of 2

Historical Identification	Reconnaissance Notes	Geophysical Survey	Recommended Action
P24	No visible remnants of former light pole.	One EM anomaly was found and marked as a possible former pole location.	Same recommendation as P23.
P25	No visible remnants of former light pole.	Linear EM features were found and marked in the grass median and the western grass shoulder of this roadway bend.	Same recommendation as P23.
T1	Concrete pad of former watchtower was found in the northeastern corner of Block H near the road.	NA	Given the age and relatively small size of any suspected release associated with the watch tower transformers and the likelihood any runoff from T1 would have been to surrounding asphalt, no sampling is recommended at this time.
T2	Concrete pad of former watchtower was found in the western end of Block I.	NA	The presence of a vegetated slope located west of T2 would likely have received runoff from this tower. Collect samples along the grass at the top of the slope, three locations spaced 5 feet apart, samples collected from depths of 0-6 inches and 6-12 inches below grade.
T3	T3 is located on current Tilley Chemical property.	NA	No further investigation. Former tower is not on property currently owned by Lockheed Martin.
T4	Concrete pad of former watch tower was found in the southeastern corner of Block E.	NA	The grassed area surrounding T4 would likely have received runoff from this tower. Collect samples on all four sides of the foundation, samples collected from depths of 0-6 inches and 6-12 inches below grade.
T5	Concrete pad of former watch tower was found in the northeastern corner of Block E near Chesapeake Park Plaza.	NA	Same Recommendation as T4.
T6	Concrete pad not found. Likely buried or removed as part of VLS building construction.	NA	No further investigation. Tower concrete foundation likely not present or accessible due to building construction.
T7	Dark pavement (asphalt patch) was found in the road north of MRA Systems, Inc. building in the area shown for T-7 in the 9/1/1943 *Electrical Layout* drawing. The pavement dimensions are consistent with concrete pads of other watch towers observed at MRC.	Numerous EM geophysical anomalies were found in and around the asphalt patch area. EM and GPR results for this are inconclusive as to the presence or former presence of a concrete pad in this area.	Area appears to have been significantly disturbed, consequently no sampling is recommended at this time.
Former Naval Barracks Area Electrical Transformer	Could not locate remnants of electrical transformer area.	Geophysical survey gave no clear indication of location of former transformer area.	Some PCB sampling has been conducted in Block F with relatively low concentrations. Given the inability to find the former transformer location and the relative small size of the potential source, no further sampling is recommended in this area.
Former Modular Buildings with Transformers	Area currently houses the Engineering Research Building and associated parking area as well as some open green space. Area appears to have been significantly reworked since the modular buildings were present.	NA	Some limited PCB sampling has been conducted in this area. However, it has been significantly modified and given the relatively small size of the potential sources, no further sampling is recommended in this area.
Block H and G Telephone Poles	These poles, labeled as No. 2 on Figure 1, are still present and in use.	NA	Collect soil samples in triangular grid around each of nine poles. Three sampling locations, collected two feet from the former pole location with samples collected from depths of 0-6 inches and 6-12 inches below grade.

EM - electromagnetic

P - utility pole designation

T - watchtower designation

NA - not applicable

Table 3-1
Sampling Locations
Infrastructure Assessment: Utility Pole and Former Watchman Towers
Lockheed Martin Middle River Complex, Middle River, MD

Sampling Area	Sample Identification	Boring Depth (ft bgs)	Sampling Depth Interval[(1)] (ft bgs)	PCB Analysis USEPA Method 8082A
P5	G-SB-1756	1	0-1, 1-3	X
	G-SB-1757	1	0-1, 1-3	X
	G-SB-1758	1	0-1, 1-3	X
P6	G-SB-1759	1	0-1, 1-3	X
	G-SB-1760	1	0-1, 1-3	X
	G-SB-1761	1	0-1, 1-3	X
P7	G-SB-1762	1	0-1, 1-3	X
	G-SB-1763	1	0-1, 1-3	X
	G-SB-1764	1	0-1, 1-3	X
P8	D-SB-1765	1	0-1, 1-3	X
	D-SB-1766	1	0-1, 1-3	X
	D-SB-1767	1	0-1, 1-3	X
P9	D-SB-1768	1	0-1, 1-3	X
	D-SB-1769	1	0-1, 1-3	X
	D-SB-1770	1	0-1, 1-3	X
P23	CPP-SB-1771	1	0-1, 1-3	X
	CPP-SB-1772	1	0-1, 1-3	X
	CPP-SB-1773	1	0-1, 1-3	X
P24	CPP-SB-1774	1	0-1, 1-3	X
	CPP-SB-1775	1	0-1, 1-3	X
	CPP-SB-1776	1	0-1, 1-3	X
P25	CPP-SB-1777	1	0-1, 1-3	X
	CPP-SB-1778	1	0-1, 1-3	X
	CPP-SB-1779	1	0-1, 1-3	X
T2	I-SB-1780	1	0-1, 1-3	X
	I-SB-1781	1	0-1, 1-3	X
	I-SB-1782	1	0-1, 1-3	X
T4	E-SB-1783	1	0-1, 1-3	X
	E-SB-1784	1	0-1, 1-3	X
	E-SB-1785	1	0-1, 1-3	X
	E-SB-1786	1	0-1, 1-3	X
T5	E-SB-1787	1	0-1, 1-3	X
	E-SB-1788	1	0-1, 1-3	X
	E-SB-1789	1	0-1, 1-3	X
	E-SB-1790	1	0-1, 1-3	X
Current Light Pole 1 (Block H)	H-SB-1791	1	0-1, 1-3	X
	H-SB-1792	1	0-1, 1-3	X
	H-SB-1793	1	0-1, 1-3	X

Table 3-1
Sampling Locations
Infrastructure Assessment: Utility Pole and Former Watchman Towers
Lockheed Martin Middle River Complex, Middle River, MD

Sampling Area	Sample Identification	Boring Depth (ft bgs)	Sampling Depth Interval[(1)] (ft bgs)	PCB Analysis USEPA Method 8082A
Current Light Pole 2 (Block G)	G-SB-1794	1	0-1, 1-3	X
	G-SB-1795	1	0-1, 1-3	X
	G-SB-1796	1	0-1, 1-3	X
Current Light Pole 4 (Block G)	G-SB-1800	1	0-1, 1-3	X
	G-SB-1801	1	0-1, 1-3	X
	G-SB-1802	1	0-1, 1-3	X
Current Light Pole 5 (Block G)	G-SB-1803	1	0-1, 1-3	X
	G-SB-1804	1	0-1, 1-3	X
	G-SB-1805	1	0-1, 1-3	X
Current Light Pole 6 (Block G)	G-SB-1806	1	0-1, 1-3	X
	G-SB-1807	1	0-1, 1-3	X
	G-SB-1808	1	0-1, 1-3	X
Current Light Pole 7 (Block G)	G-SB-1809	1	0-1, 1-3	X
	G-SB-1810	1	0-1, 1-3	X
	G-SB-1811	1	0-1, 1-3	X
Current Light Pole 8 (Block G)	G-SB-1812	1	0-1, 1-3	X
	G-SB-1813	1	0-1, 1-3	X
	G-SB-1814	1	0-1, 1-3	X
Current Light Pole 9 (Block G)	G-SB-1815	1	0-1, 1-3	X
	G-SB-1816	1	0-1, 1-3	X
	G-SB-1817	1	0-1, 1-3	X

Notes:

[(1)] Deeper sample (1-3 foot bgs) in each location was frozen by laboratory and held pending laboratory results of surface soil sample (0-1 foot bgs). If the total Aroclor result in 0-1 ft bgs exceeded 10 milligram per kilogram, 1-3 ft bgs sample (frozen) would have been analyzed for PCBs.

ft bgs - feet below ground surface

PCB - polychlorinated biphenyl

USEPA - United States Environmental Protection Agency

Table 4-1
Statistical Summary of PCBs Detected in Soil Samples - 2017
Lockheed Martin Middle River Complex, Middle River, Maryland

Parameter	Infrastructure Investigation										
	Frequency of detection		Minimum concentration detected	Maximum concentration detected	Sample with maximum detected concentration	Average of detected results	Average of all results*	Minimum concentration non-detects	Maximum concentration non-detects	Sampling date
	Number	Percent								
Polychlorinated biphenyls (µg/kg)										
AROCLOR-1260	28/62	45	23 J	8300	CPP-SB-1775-00-01	557.6	258.3	20	100	20171106
AROCLOR-1262	6/62	10	14 J	86	G-SB-1811-00-01	45.3	10.8	8.9	110	20171108
AROCLOR-1254	3/62	5	56 J	1500 J	G-SB-1756-00-01	582.0	39.9	16	200	20171107

*For non-detects, 1/2 sample quantitation limit was used as a proxy concentration. 1/2 the detection limit was used for B qualified data.
J - estimated value
µg/kg - micrograms per kilogram

Associated Samples:

sample_id	sacode	sample_date
CPP-SB-1771-00-01	NORMAL	20171106
CPP-SB-1772-00-01	NORMAL	20171106
CPP-SB-1773-00-01	NORMAL	20171106
CPP-SB-1774-00-01	NORMAL	20171106
CPP-SB-1775-00-01	NORMAL	20171106
CPP-SB-1776-00-01	NORMAL	20171106
CPP-SB-1777-00-01	NORMAL	20171106
CPP-SB-1778-00-01	NORMAL	20171106
CPP-SB-1779-00-01	NORMAL	20171106
G-SB-1764-00-01	NORMAL	20171108
D-SB-1765-00-01	NORMAL	20171106
D-SB-1766-00-01	NORMAL	20171106
D-SB-1767-00-01	NORMAL	20171106
D-SB-1768-00-01	NORMAL	20171106
D-SB-1769-00-01	NORMAL	20171106
D-SB-1770-00-01	NORMAL	20171106
E-SB-1783-00-01	NORMAL	20171106
E-SB-1784-00-01	NORMAL	20171106
E-SB-1785-00-01	NORMAL	20171106
E-SB-1786-00-01	NORMAL	20171106
E-SB-1787-00-01	NORMAL	20171106
E-SB-1788-00-01	NORMAL	20171106
E-SB-1789-00-01	NORMAL	20171106
E-SB-1790-00-01	NORMAL	20171106
G-SB-1756-00-01	NORMAL	20171107
G-SB-1757-00-01	NORMAL	20171107
G-SB-1758-00-01	NORMAL	20171107
G-SB-1759-00-01	NORMAL	20171108
G-SB-1760-00-01	NORMAL	20171108
G-SB-1761-00-01	NORMAL	20171108
G-SB-1762-00-01	NORMAL	20171108
G-SB-1763-00-01	NORMAL	20171108
G-SB-1794-00-01	NORMAL	20171108
G-SB-1795-00-01	NORMAL	20171108
G-SB-1796-00-01	NORMAL	20171108
G-SB-1797-00-01	NORMAL	20171107
G-SB-1798-00-01	NORMAL	20171107
G-SB-1799-00-01	NORMAL	20171107
G-SB-1800-00-01	NORMAL	20171107
G-SB-1801-00-01	NORMAL	20171107
G-SB-1802-00-01	NORMAL	20171107
G-SB-1803-00-01	NORMAL	20171107
G-SB-1804-00-01	NORMAL	20171107
G-SB-1805-00-01	NORMAL	20171107
G-SB-1806-00-01	NORMAL	20171107
G-SB-1807-00-01	NORMAL	20171107
G-SB-1808-00-01	NORMAL	20171107
G-SB-1809-00-01	NORMAL	20171108
G-SB-1810-00-01	NORMAL	20171108
G-SB-1811-00-01	NORMAL	20171108
G-SB-1812-00-01	NORMAL	20171108
G-SB-1813-00-01	NORMAL	20171108
G-SB-1814-00-01	NORMAL	20171108
G-SB-1815-00-01	NORMAL	20171108
G-SB-1816-00-01	NORMAL	20171108
G-SB-1817-00-01	NORMAL	20171108
H-SB-1791-00-01	NORMAL	20171107
H-SB-1792-00-01	NORMAL	20171107
H-SB-1793-00-01	NORMAL	20171107
I-SB-1780-00-01	NORMAL	20171107
I-SB-1781-00-01	NORMAL	20171107
I-SB-1782-00-01	NORMAL	20171107

Table 4-2
Detected PCBs and Screening Level Exceedances in Soil Samples - 2017
Lockheed Martin Middle River Complex, Middle River, Maryand

LOCATION		CPP-SB-1771	CPP-SB-1772	CPP-SB-1773	CPP-SB-1774	CPP-SB-1775	CPP-SB-1776
SAMPLE ID		CPP-SB-1771-00-01	CPP-SB-1772-00-01	CPP-SB-1773-00-01	CPP-SB-1774-00-01	CPP-SB-1775-00-01	CPP-SB-1776-00-01
SAMPLE DATE	Screening Level	20171106	20171106	20171106	20171106	20171106	20171106
TOP DEPTH		0	0	0	0	0	0
BOTTOM DEPTH		1	1	1	1	1	1
Polychlorinated biphenyls (µg/kg)							
AROCLOR-1254	10000	17 U	16 U	26 U	17 U	110 U	16 U
AROCLOR-1260	10000	290 J+	26 J	1300	910	8300	20 U
AROCLOR-1262	10000	9.7 U	9 U	15 U	9.5 U	62 U	9.1 U

Table 4-2
Detected PCBs and Screening Level Exceedances in Soil Samples - 2017
Lockheed Martin Middle River Complex, Middle River, Maryand

LOCATION		CPP-SB-1777	CPP-SB-1778	CPP-SB-1779	G-SB-1764	D-SB-1765	D-SB-1766
SAMPLE ID		CPP-SB-1777-00-01	CPP-SB-1778-00-01	CPP-SB-1779-00-01	G-SB-1764-00-01	D-SB-1765-00-01	D-SB-1766-00-01
SAMPLE DATE	Screening Level	20171106	20171106	20171106	20171108	20171106	20171106
TOP DEPTH		0	0	0	0	0	0
BOTTOM DEPTH		1	1	1	1	1	1
Polychlorinated biphenyls (µg/kg)							
AROCLOR-1254	10000	17 U	17 U	16 U	17 U	18 U	17 U
AROCLOR-1260	10000	480 J	44 J	77	31 J	260	21 U
AROCLOR-1262	10000	9.7 U	9.8 U	9.2 U	9.4 U	10 U	9.5 U

Table 4-2
Detected PCBs and Screening Level Exceedances in Soil Samples - 2017
Lockheed Martin Middle River Complex, Middle River, Maryand

LOCATION		D-SB-1767	D-SB-1768	D-SB-1769	D-SB-1770	E-SB-1783	E-SB-1784
SAMPLE ID		D-SB-1767-00-01	D-SB-1768-00-01	D-SB-1769-00-01	D-SB-1770-00-01	E-SB-1783-00-01	E-SB-1784-00-01
SAMPLE DATE	Screening Level	20171106	20171106	20171106	20171106	20171106	20171106
TOP DEPTH		0	0	0	0	0	0
BOTTOM DEPTH		1	1	1	1	1	1
Polychlorinated biphenyls (µg/kg)							
AROCLOR-1254	10000	17 U	17 U	17 U	17 U	16 U	16 U
AROCLOR-1260	10000	22 U	43 J	22 U	22 U	23 J	480
AROCLOR-1262	10000	9.6 U	9.6 U	9.7 U	9.6 U	9.1 U	9 U

Table 4-2
Detected PCBs and Screening Level Exceedances in Soil Samples - 2017
Lockheed Martin Middle River Complex, Middle River, Maryand

LOCATION		E-SB-1785	E-SB-1786	E-SB-1787	E-SB-1788	E-SB-1789	E-SB-1790
SAMPLE ID		E-SB-1785-00-01	E-SB-1786-00-01	E-SB-1787-00-01	E-SB-1788-00-01	E-SB-1789-00-01	E-SB-1790-00-01
SAMPLE DATE	Screening Level	20171106	20171106	20171106	20171106	20171106	20171106
TOP DEPTH		0	0	0	0	0	0
BOTTOM DEPTH		1	1	1	1	1	1
Polychlorinated biphenyls (µg/kg)							
AROCLOR-1254	10000	190 J	17 U	17 U	16 U	16 U	16 U
AROCLOR-1260	10000	21 U	48 J	440	20 U	85	20 U
AROCLOR-1262	10000	9.3 U	9.5 U	9.7 U	9 U	9 U	9 U

Table 4-2
Detected PCBs and Screening Level Exceedances in Soil Samples - 2017
Lockheed Martin Middle River Complex, Middle River, Maryand

LOCATION		G-SB-1756	G-SB-1757	G-SB-1758	G-SB-1759	G-SB-1760	G-SB-1761
SAMPLE ID		G-SB-1756-00-01	G-SB-1757-00-01	G-SB-1758-00-01	G-SB-1759-00-01	G-SB-1760-00-01	G-SB-1761-00-01
SAMPLE DATE	Screening Level	20171107	20171107	20171107	20171108	20171108	20171108
TOP DEPTH		0	0	0	0	0	0
BOTTOM DEPTH		1	1	1	1	1	1
Polychlorinated biphenyls (µg/kg)							
AROCLOR-1254	10000	1500 J	16 U	16 U	17 U	18 U	16 U
AROCLOR-1260	10000	21 U	21 U	21 U	21 U	23 U	21 U
AROCLOR-1262	10000	9.4 U	9.3 U	9.3 U	9.5 U	10 U	9.4 U

Table 4-2
Detected PCBs and Screening Level Exceedances in Soil Samples - 2017
Lockheed Martin Middle River Complex, Middle River, Maryand

LOCATION		G-SB-1762	G-SB-1763	G-SB-1794	G-SB-1795	G-SB-1796	G-SB-1797
SAMPLE ID		G-SB-1762-00-01	G-SB-1763-00-01	G-SB-1794-00-01	G-SB-1795-00-01	G-SB-1796-00-01	G-SB-1797-00-01
SAMPLE DATE	Screening Level	20171108	20171108	20171108	20171108	20171108	20171107
TOP DEPTH		0	0	0	0	0	0
BOTTOM DEPTH		1	1	1	1	1	1
Polychlorinated biphenyls (µg/kg)							
AROCLOR-1254	10000	16 U	89 U	16 U	16 U	16 U	16 U
AROCLOR-1260	10000	130	1300	20 U	21 U	21 U	21 U
AROCLOR-1262	10000	9.3 U	51 U	9 U	29 J	9.2 U	9.2 U

Table 4-2
Detected PCBs and Screening Level Exceedances in Soil Samples - 2017
Lockheed Martin Middle River Complex, Middle River, Maryand

LOCATION		G-SB-1798	G-SB-1799	G-SB-1800	G-SB-1801	G-SB-1802	G-SB-1803
SAMPLE ID		G-SB-1798-00-01	G-SB-1799-00-01	G-SB-1800-00-01	G-SB-1801-00-01	G-SB-1802-00-01	G-SB-1803-00-01
SAMPLE DATE	Screening Level	20171107	20171107	20171107	20171107	20171107	20171107
TOP DEPTH		0	0	0	0	0	0
BOTTOM DEPTH		1	1	1	1	1	1
Polychlorinated biphenyls (µg/kg)							
AROCLOR-1254	10000	17 U	17 U	56 J	16 U	16 U	17 U
AROCLOR-1260	10000	22 U	21 U	20 U	20 U	20 U	21 U
AROCLOR-1262	10000	9.6 U	9.5 U	9 U	8.9 U	8.9 U	14 J

Table 4-2
Detected PCBs and Screening Level Exceedances in Soil Samples - 2017
Lockheed Martin Middle River Complex, Middle River, Maryand

LOCATION		G-SB-1804	G-SB-1805	G-SB-1806	G-SB-1807	G-SB-1808	G-SB-1809
SAMPLE ID		G-SB-1804-00-01	G-SB-1805-00-01	G-SB-1806-00-01	G-SB-1807-00-01	G-SB-1808-00-01	G-SB-1809-00-01
SAMPLE DATE	Screening Level	20171107	20171107	20171107	20171107	20171107	20171108
TOP DEPTH		0	0	0	0	0	0
BOTTOM DEPTH		1	1	1	1	1	1
Polychlorinated biphenyls (µg/kg)							
AROCLOR-1254	10000	17 U	16 U	16 U	16 U	17 U	17 U
AROCLOR-1260	10000	21 U	21 U	21 U	21 U	22 U	22 U
AROCLOR-1262	10000	9.5 U	9.2 U	30 J	9.1 U	41 J	9.6 U

Table 4-2
Detected PCBs and Screening Level Exceedances in Soil Samples - 2017
Lockheed Martin Middle River Complex, Middle River, Maryand

LOCATION		G-SB-1810	G-SB-1811	G-SB-1812	G-SB-1813	G-SB-1814	G-SB-1815
SAMPLE ID		G-SB-1810-00-01	G-SB-1811-00-01	G-SB-1812-00-01	G-SB-1813-00-01	G-SB-1814-00-01	G-SB-1815-00-01
SAMPLE DATE	Screening Level	20171108	20171108	20171108	20171108	20171108	20171108
TOP DEPTH		0	0	0	0	0	0
BOTTOM DEPTH		1	1	1	1	1	1
Polychlorinated biphenyls (µg/kg)							
AROCLOR-1254	10000	17 U	17 U	81 U	16 U	19 U	16 U
AROCLOR-1260	10000	22 U	22 U	100 U	20 U	140	46 J
AROCLOR-1262	10000	72	86	46 U	8.9 U	11 U	9 U

Table 4-2
Detected PCBs and Screening Level Exceedances in Soil Samples - 2017
Lockheed Martin Middle River Complex, Middle River, Maryand

LOCATION		G-SB-1816	G-SB-1817	H-SB-1791	H-SB-1792	H-SB-1793	I-SB-1780
SAMPLE ID		G-SB-1816-00-01	G-SB-1817-00-01	H-SB-1791-00-01	H-SB-1792-00-01	H-SB-1793-00-01	I-SB-1780-00-01
SAMPLE DATE	Screening Level	20171108	20171108	20171107	20171107	20171107	20171107
TOP DEPTH		0	0	0	0	0	0
BOTTOM DEPTH		1	1	1	1	1	1
Polychlorinated biphenyls (µg/kg)							
AROCLOR-1254	10000	17 U	17 U	33 U	200 U	33 U	16 U
AROCLOR-1260	10000	27 J	150	64 J	570 J	110 J	71
AROCLOR-1262	10000	9.9 U	9.7 U	19 U	110 U	19 U	9.1 U

Table 4-2
Detected PCBs and Screening Level Exceedances in Soil Samples - 2017
Lockheed Martin Middle River Complex, Middle River, Maryand

LOCATION		I-SB-1781	I-SB-1782
SAMPLE ID		I-SB-1781-00-01	I-SB-1782-00-01
SAMPLE DATE	Screening Level	20171107	20171107
TOP DEPTH		0	0
BOTTOM DEPTH		1	1
Polychlorinated biphenyls (µg/kg)			
AROCLOR-1254	10000	18 U	38 U
AROCLOR-1260	10000	72	97 J
AROCLOR-1262	10000	10 U	22 U

APPENDICES

Appendix A—Data Review and Field Reconnaissance Report

Appendix B—Permits, "Miss Utility" Clearance Report, and Utility Clearance Report

Appendix C—Boring Logs and Soil Sampling Log Sheets

Appendix D—Data Validation Reports and Chemical Data Tables

Appendix E—Investigation-Derived Waste (IDW) Documentation

APPENDIX A—DATA REVIEW AND FIELD RECONNAISSANCE REPORT

SUMMARY OF DATA REVIEW AND FIELD RECONNAISSANCE OF POSSIBLE FORMER PCB-CONTAINING TRANSFORMER SITES MIDDLE RIVER COMPLEX, MIDDLE RIVER, MARYLAND

Tetra Tech, Inc. (Tetra Tech) has prepared this summary to describe the results of a chemical data review, field reconnaissance, and geophysical surveying conducted to provide additional information for former structures that may have housed polychlorinated biphenyl (PCB)-containing electrical equipment at the Lockheed Martin Corporation (Lockheed Martin) Middle River Complex (MRC), Middle River, Maryland. The objective of this portion of the infrastructure study is to evaluate whether PCBs from former electrical equipment were released to the surrounding environment on property currently owned by LMC Properties, Inc.

INTRODUCTION

The MRC infrastructure project identified a number of former structures that may have used PCB-containing electrical transformers. Most of these structures are no longer present or only have remnants of the former structures. These include features shown on Figure 1 (attached) and discussed below.

- Transformers on utility poles (Item 2 on Figure 1) – include a series of utility poles in Tax Block H (west of Parking Lot 2) and Block G (west of Parking Lot 3) that are present at the site. Nine poles were identified and are still present at the site.

- Former Modular Buildings with Transformers (Item 3 on Figure 1) – includes five former buildings with up to 15 oil-filled transformers formerly located in Block I in the vicinity of the current Engineering Research Building.

- Former Watchman Towers with Transformers (Item 5 on Figure 1) – eight watchman towers were located around the main facility as part of prior security operations. Six towers (T-1, T-2, T-4, T-5, T-6, and T-7) were present on land currently owned by LMC Properties, Inc., and two were present on land formerly owned by Lockheed Martin or LMC Properties, Inc., predecessors (i.e., land current occupied by Tilley Chemical [T-3] and the U.S. Post Office [T-8]). Two towers (T-9 and T-10; not shown on Figure 1) were located on land that is now part of Martin State Airport (Attachment A).

- Light Poles with Transformers (Item 6 on Figure 1) – similar to the site-wide distribution of watchman towers, a series of light poles were historically present around the facility primarily along Chesapeake Park Plaza. A total of 16 pole locations were identified in historical records, of which four were located in a former median in the roadway between MRC and Ashley Furniture.

- Former Naval Barracks Electrical Transformer (Item 7 on Figure 1) – noted on a historical drawing and located in Block F.

Rooftop transformers (Item 1 on Figure 1), transformers within operational buildings, and transformer areas associated with Block E (Items 4 and 8 on Figure 1 with the exception of the watchman tower location in the southeast corner of the block) are not included in this investigation.

METHODOLOGY

For this investigation, the location of each feature was plotted on an aerial photograph based on historical drawings (Attachment A). Total PCB concentrations from over 600 soil samples previously collected at MRC (excluding Block E) were plotted to determine if data are available to characterize PCBs in soil at or near the former structures. The results for Block E soil samples were not plotted for this investigation because PCB contamination within the tax block is being addressed under a separate investigation and there is extensive data from Block E. However, the location of samples in Block E were reviewed to determine if any are sufficiently close to the former watchtower locations. There were no data in Block E that were in close enough proximity to meet the objectives of this study.

A field reconnaissance was conducted on June 8 to determine if any physical aspects of the former structure could be identified and to determine if there appeared to have been significant rework of soils in the area since the time the structure was demolished. Geophysical surveying instruments were used to locate any remaining appurtenances associated with transformers such as associated buried electrical conduits, pole anchors/cables, watchman tower footers, etc., to help determine more accurate locations of the former structures.

RESULTS

PCB Data Review

Figure 1 shows the distribution of total PCB concentrations in soil for MRC soil samples collected outside of Block E. Soil sampling results are provided in Attachment B (data table). Figure 1 shows that PCBs were not detected (white circles) in most soil samples collected in these areas. The majority of samples with detected PCBs were at concentrations less than 1 milligram per kilogram (mg/kg) (green circles), which is the level for residential land use established by the U.S. Environmental Protection Agency (USEPA). Only four samples exceed the 1 mg/kg residential level; however, the maximum concentration for these four samples (2.231 mg/kg) was only slightly above the USEPA residential level of 1 mg/kg, and below the USEPA level of 10 mg/kg for

unrestricted access (i.e., unfenced) industrial land use. Although review of the prior sampling data does not indicate significant concentrations of PCBs in soil at the MRC (beyond Block E), Figure-1 demonstrates that the data are not adequate to characterize PCB soil conditions at or near former utility pole and watchman tower locations addressed in this investigation.

Field Reconnaissance and Geophysical Surveying

The results of the field reconnaissance and geophysical surveys for the utility poles and watchman towers are summarized in Table 1. Photographs from the field reconnaissance and follow-up visits to stake underground geophysical anomalies and possible pole locations are provided in Attachment C. The geophysical survey reports are provided in Attachment D.

Utility Poles: Evidence indicating the exact locations of utility poles P1, P4, P9, and P23-25 was not found during the site reconnaissance; however, geophysical anomalies (i.e., possible buried metal appurtenances or endpoints of linear anomalies) in the areas of these former poles, except P4, were found and marked as possible pole locations. The locations of utility poles P2, P5, and P6-P8 appear to have been located with a high degree of certainty. Utility pole P3 appears to have been located at or near a fenced electrical substation that is currently operating at the MRC. No evidence of this former utility pole was found during the site reconnaissance and geophysical survey, and the area of the former pole could not be definitely located due to the reconfiguration of the area for the electrical substation. The location of the former pole appears to be in an area presently covered by concrete and/or large crushed stone, and soil surrounding the former pole was likely disturbed during construction of the electrical substation.

Utility poles P10-13 were located along a paved access road located between the current MRC eastern property line and the building currently leased by Ashley Furniture Home Store Outlet. The historical map and photo shows these poles located in the unpaved median of a former divided roadway. The unpaved median is no longer present, and soil at these former pole locations was likely disturbed or removed as part of the road reconfiguration, construction, and repaving activities.

Watchman Towers: The field reconnaissance resulted in confirming the locations of six former watchman towers. Rectangular or nearly rectangular concrete foundations with remnant tower support poles were found for T-1, T-2, T-4, and T-5. Evidence of T-6 was not found. T-7 may

have been located in the area of a rectangular asphalt patch present in the roadway near the northern entrance to the facility (see Attachment A). Obvious staining of the tower concrete pads from transformer dielectric fluid was not observed during the site reconnaissance.

RECOMMENDATIONS

Utility Poles

The field reconnaissance and geophysical surveys for former utility poles P5-P9 and P23-P25 indicate adequate results and suitable site conditions to warrant additional investigations and soil sampling for PCBs. Transformers on utility poles (Item 2 on Figure 1) including nine poles that are still present at the site should be subject to additional investigation. No further investigation of utility poles P1-P4 and P10-P13 is recommended. Details of the sampling methods and locations will be described in an addendum to the infrastructure work plan.

Watchman Towers

Additional investigation is recommended to characterize PCBs concentrations from possible transformer oil leakage at the watchman towers where green space abuts the foundation and may have received surface runoff (T2, T4, and T5).

FIGURES

Category	Area of Concern
1	Transformers (** not included in sampling effort)
2	Transformers at Telephone Poles
3	Former Modular Buildings with Transformers (** not included in sampling effort)
4	Transformer Storage Area (** not included in sampling effort)
5	Watchman Towers with Transformers
6	Light Poles with Transformers
7	Former Naval Barracks Area Electrical Transformer
8	Former Transformer Rooms in Building D (** not included in sampling effort)

FIGURE 1

PCB RESULTS FOR SOIL SAMPLES* AND HISTORIC FEATURES THAT MAY HAVE HOUSED PCB-CONTAINING ELECTRICAL TRANSFORMERS

LEGEND

- PCBs DETECTED ABOVE USEPA RESIDENTIAL LEVEL
- PCBs DETECTED BELOW USEPA RESIDENTIAL LEVEL
- PCBs NOT DETECTED
- P9 POLE NUMBER
- T-2 WATCHTOWER NUMBER
- TAX BLOCK

*** Excludes Block E samples.**

USEPA = United States Environmental Protection Agency.

All results shown in milligrams per kilogram (mg/kg).
USEPA residential level for PCBs is 1 mg/kg.

2014 aerial photograph provided by U.S. Geological Survey.

Lockheed Martin Middle River Complex
Middle River, Maryland

0 225 450 Feet

N

DATE MODIFIED: 06/23/17

CREATED BY: JEE

TETRA TECH

Map Document: (P:\GIS\Middle_River\MapDocs\MXD\mrc_former_transformer_pcb_samples_jun2017.mxd)
06/23/17 -- JEE

TABLES

Table 1

Results of Site Reconnaissance and Geophysical Survey with Recommended Actions
Former PCB Utility Pole and Watchtowers
Lockheed Martin Middle River Complex, Middle River, Maryland
Page 1 of 2

Historical Identification	Reconnaissance Notes	Geophysical Survey	Recommended Action
P1	Area has been regraded. Could not locate remnants of light pole.	Small electromagnetic (EM) anomalies in the vicinity; no definitive EM signature	No definitive location identified during the reconnaissance effort, areas potentially regraded after poles were removed, and the potential source is relatively small. No sampling recommended at this time.
P2	A possible grounding pole and unpaved area was located in the concrete sidewalk approximately 5 feet south of parking lot entrance	Small electromagnetic (EM) anomalies in the vicinity; no definitive EM signature	Same Recommendation as P1.
P3	Could not locate remnants or other indications of light pole	No anomalies detected	Same Recommendation as P1.
P4	Could not locate remnants or other indications of light pole	No anomalies detected	Same Recommendation as P1.
P5	Multiple grounding wires and anchor guy wire with metal wire marker were found along the Block G Perimeter fence line west of the construction fence entrance.	NA	Collect soil samples in triangular grid around former pole. Three sampling locations, collected two feet from the former pole location with samples collected from depths of 0-6 inches and 6-12 inches below grade.
P6	Stump of former light pole was found just inside of fence	NA	Same Recommendation as P5.
P7	Stump of former light pole was found just inside of fence	NA	Same Recommendation as P5.
P8	Could not locate remnants or other indications of light pole	EM survey located a cut portion of a 2-inch diameter vertical steel conduit containing wires, and a small circular ground depression in the area of the former pole shown on the September 1, 1943 drawing titled *Electrical Layout for Watchman's Tower and Parking (hereafter "Electrical Layout" drawing)*. EM indicated presence of a metal underground conduit that runs south from P8 across Parking Lot 6 towards P9 as indicated in the 9/1/1943 *Electrical Layout* drawing.	Collect soil samples in triangular grid around suspected former pole. Three sampling locations, collected two feet from the former pole location with samples collected from depths of 0-6 inches and 6-12 inches below grade.
P9	Could not locate remnants of light pole	The location of P9 was not directly indicated by the geophysical survey or visual inspection. However, the possible location of P9 is indicated as the area between the southern terminus of the underground 2-inch diameter conduit traced/marked in Parking Lot 6 (see P8 above) and the southernmost fence in Lot 6.	Same recommendation as P8, collected around conduit termination.
P10	According to historical drawing, the light pole was located in the median of Chesapeake Park Plaza. The road has been repaved including the former median, consequently there is no surface indication of the former light pole.	NA	Soil sampling not recommended. Area of former pole is paved over; soil in area of former pole has likely been disturbed or removed.
P11	According to historical drawing, the light pole was located in the median of Chesapeake Park Plaza. The road has been repaved including the former median, consequently there is no surface indication of the former light pole.	NA	Same recommendation as P10.
P12	According to historical drawing, the light pole was located in the median of Chesapeake Park Plaza. The road has been repaved including the former median, consequently there is no surface indication of the former light pole.	NA	Same recommendation as P10.
P13	According to historical drawing, the light pole was located in the median of Chesapeake Park Plaza. The road has been repaved including the former median, consequently there is no surface indication of the former light pole.	NA	Same recommendation as P10.
P23	No visible remnants of former light pole.	Survey indicates a linear EM feature that terminates in the area shown for this pole in the 9/1/1943 *Electrical Layout* drawing.	Collect soil samples in general area of former pole due to close proximity to Tax Block E. Samples to be configured along the centerline of the median, three locations spaced 10 feet apart, samples collected from depths of 0-6 inches and 6-12 inches below grade.

Table 1

Results of Site Reconnaissance and Geophysical Survey with Recommended Actions
Former PCB Utility Pole and Watchtowers
Lockheed Martin Middle River Complex, Middle River, Maryland
Page 2 of 2

Historical Identification	Reconnaissance Notes	Geophysical Survey	Recommended Action
P24	No visible remnants of former light pole.	One EM anomaly was found and marked as a possible former pole location.	Same recommendation as P23.
P25	No visible remnants of former light pole.	Linear EM features were found and marked in the grass median and the western grass shoulder of this roadway bend.	Same recommendation as P23.
T1	Concrete pad of former watchtower was found in the northeastern corner of Block H near the road.	NA	Given the age and relatively small size of any suspected release associated with the watch tower transformers and the likelihood any runoff from T1 would have been to surrounding asphalt, no sampling is recommended at this time.
T2	Concrete pad of former watchtower was found in the western end of Block I.	NA	The presence of a vegetated slope located west of T2 would likely have received runoff from this tower. Collect samples along the grass at the top of the slope, three locations spaced 5 feet apart, samples collected from depths of 0-6 inches and 6-12 inches below grade.
T3	T3 is located on current Tilley Chemical property.	NA	No further investigation. Former tower is not on property currently owned by Lockheed Martin.
T4	Concrete pad of former watch tower was found in the southeastern corner of Block E.	NA	The grassed area surrounding T4 would likely have received runoff from this tower. Collect samples on all four sides of the foundation, samples collected from depths of 0-6 inches and 6-12 inches below grade.
T5	Concrete pad of former watch tower was found in the northeastern corner of Block E near Chesapeake Park Plaza.	NA	Same Recommendation as T4.
T6	Concrete pad not found. Likely buried or removed as part of VLS building construction.	NA	No further investigation. Tower concrete foundation likely not present or accessible due to building construction.
T7	Dark pavement (asphalt patch) was found in the road north of MRA Systems, Inc. building in the area shown for T-7 in the 9/1/1943 *Electrical Layout* drawing. The pavement dimensions are consistent with concrete pads of other watch towers observed at MRC.	Numerous EM geophysical anomalies were found in and around the asphalt patch area. EM and GPR results for this are inconclusive as to the presence or former presence of a concrete pad in this area.	Area appears to have been significantly disturbed, consequently no sampling is recommended at this time.
Former Naval Barracks Area Electrical Transformer	Could not locate remnants of electrical transformer area.	Geophysical survey gave no clear indication of location of former transformer area.	Some PCB sampling has been conducted in Block F with relatively low concentrations. Given the inability to find the former transformer location and the relative small size of the potential source, no further sampling is recommended in this area.
Former Modular Buildings with Transformers	Area currently houses the Engineering Research Building and associated parking area as well as some open green space. Area appears to have been significantly reworked since the modular buildings were present.	NA	Some limited PCB sampling has been conducted in this area. However, it has been significantly modified and given the relatively small size of the potential sources, no further sampling is recommended in this area.
Block H and G Telephone Poles	These poles, labeled as No. 2 on Figure 1, are still present and in use.	NA	Collect soil samples in triangular grid around each of nine poles. Three sampling locations, collected two feet from the former pole location with samples collected from depths of 0-6 inches and 6-12 inches below grade.

EM - electromagnetic

P - utility pole designation

T - watchtower designation

NA - not applicable

ATTACHMENTS

ATTACHMENT A

HISTORICAL DRAWING FOR LIGHTPOLES AND WATCHTOWERS

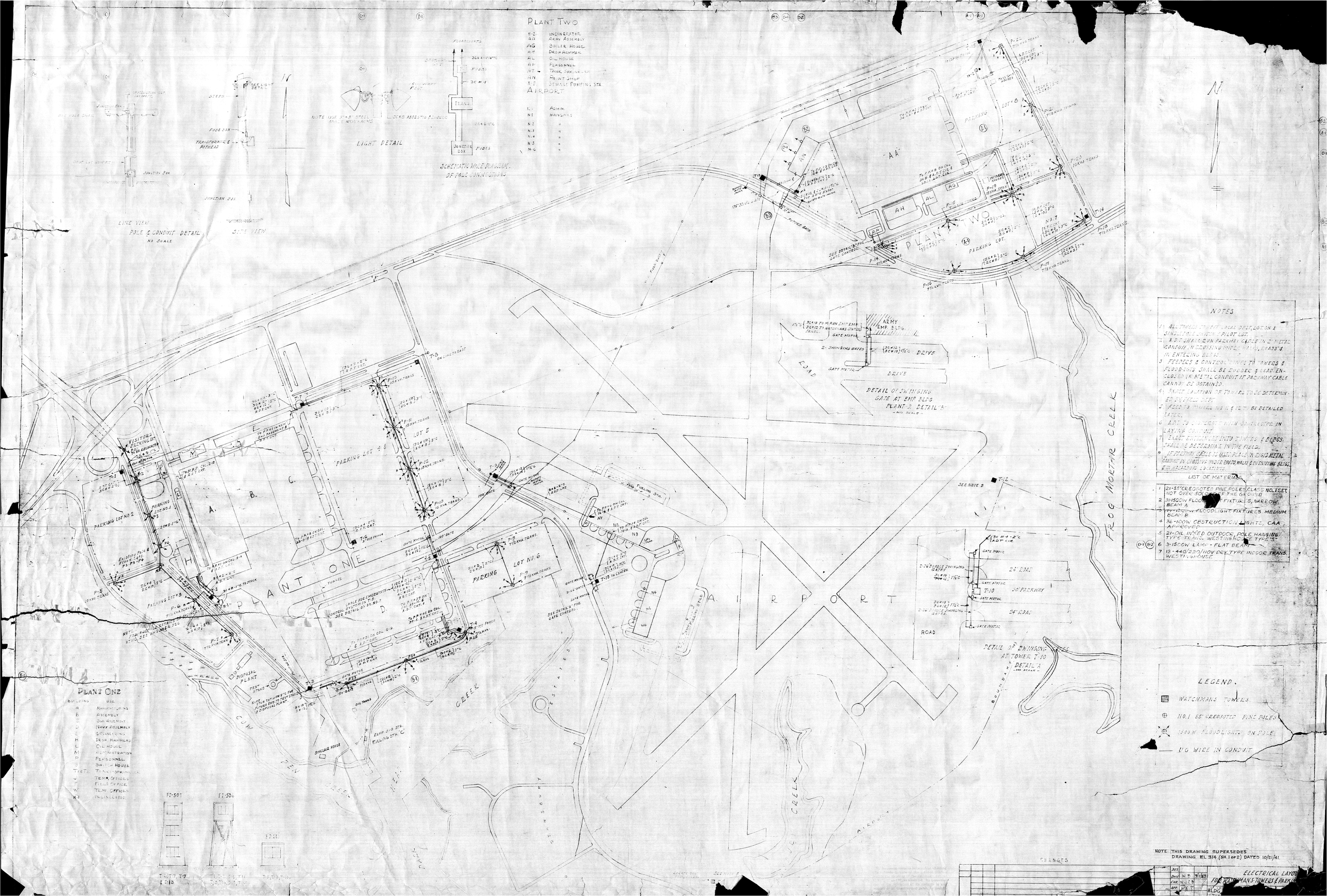
PLANT TWO
H-2 INCINERATOR
AA ARMY ASSEMBLY
AG BOILER HOUSE
AH DROP HAMMER
AL OIL HOUSE
AP PERSONNEL
AT TANK SPRINKLER
AN PAINT SHOP
A-P SEWAGE PUMPING STA
AIRPORT
K-1 ADMIN.
N-1 HANGARS
N-2 "
N-3 "
N-4 "
N-5 "
N-6 "
LIGHT DETAIL
SCHEMATIC WIRE DIAGRAM OF POLE CONNECTIONS
LINE VIEW
POLE & CONDUIT DETAIL
NO SCALE
SITE VIEW
PLANT TWO
PARKING LOT
"AA"
ARMY EMP. BLDG.
DRIVE
ROAD
DETAIL OF SWINGING GATE AT EMP. BLDG. PLANT-2 DETAIL "B"
NO SCALE
PLANT ONE
PARKING LOT NO. 6
PARKING LOT NO. 2
VISITORS PARKING LOT
DISPOSAL PLANT
TEST STAND
SINCLAIR HOUSE
RAMP SUB STA. FUELING STA. "C"
AIRPORT
24' ROAD
30' PARKWAY
DETAIL OF SWINGING GATES AT TOWER T-10 DETAIL "A"
NO SCALE
FROG MORTAR CREEK
COW PEN CREEK
HEAD CREEK
STANSBURY ESTATES
BOUNDARY
PLANT ONE
BUILDING USE
A MANUFACTURING
B ASSEMBLY
C SUB ASSEMBLY
D NAVY ASSEMBLY
E ENGINEERING
H DROP HAMMERS
L OIL HOUSE
M ADMINISTRATION
P PERSONNEL
S SWITCH HOUSE
T1 & T2 TANKS-SPRINKLER
J TEMP. OFFICES
F FIELD OFFICE
W TEMP. OFFICES
H-1 INCINERATOR
FD-507
FD-506
NOTES
1 ALL TOWERS TO HAVE LOCAL OBST. LGT. ON A SINGLE POLE SWITCH & PILOT LGT.
2 A.D.T. SHALL RUN PARKWAY CABLE IN 2" METAL CONDUIT IN CROSSING UNDER WALKS, ROADS & IN ENTERING BLDGS.
3 FEEDERS & CONTROL LINES TO TOWERS & FLOODLIGHTS SHALL BE RUBBER & LEAD ENCLOSED IN METAL CONDUIT IF PARKWAY CABLE CANNOT BE OBTAINED.
4 EXACT LOCATION OF TOWERS TO BE DETERMINED BY FIELD DEPT.
5 FEED TO TOWERS NO. 11 & 12 TO BE DETAILED LATER.
6 A.D.T. TO COOPERATE WITH CONTRACTOR IN LAYING CONDUIT.
7 EXACT ENTRANCES INTO TOWERS & BLDGS. SHALL BE DETERMINE IN THE FIELD.
8 IF PARKWAY CABLE IS USED PLACE IN RIGID METAL CONDUIT IN CROSSING UNDER ROADS, WALKS & IN ENTERING BLDGS. & IN HAZARDOUS LOCATIONS.
LIST OF MATERIALS
1 21-55' CREOSOTED PINE POLES, CLASS NO. 1 SET, NOT OVER 50' OUT OF THE GROUND
2 31-1500W FLOOD[illegible] FIXTURES, NARROW BEAM A
3 77-1000W FLOODLIGHT FIXTURES MEDIUM BEAM B
4 36-100W OBSTRUCTION LIGHTS, CAA APPROVED
5 21-OIL IN SED OUTDOOR, POLE HANGING TYPE TRANS. WESTINGHOUSE TYPE "S"
6 3-1500W LAMP - FLAT BEAM
7 13-440/220/110V DRY TYPE INDOOR TRANS. WESTINGHOUSE
LEGEND.
WATCHMANS TOWERS
NO. 1 55' CREOSOTED PINE POLES
1500W FLOODLIGHTS ON POLE
UG WIRE IN CONDUIT
NOTE: THIS DRAWING SUPERSEDES DRAWING EL 314 (SH. 1 OF 2) DATED 10/21/41.
CHANGES
DES.
DWN. W.B. 9/1/43
CHK. W.J.C.B.
APP. P.E.T.
BLDG.
ELECTRICAL LAYOUT FOR WATCHMANS TOWERS & PARKING

ATTACHMENT B

PCB SOIL SAMPLE DATA TABLE

LOCATION	APRESS-E2	APRESS-N1		APRESS-N2	APRESS-S1	APRESS-S2	APRESS-W1	APRESS-W2	BACKFILL	B-BASE-002	B-BASE-010	B-BASE-011	BLDA_EXT	
SAMPLE ID	APRESS-E2	APRESS-N1	APRESS-N1-4.5	APRESS-N2	APRESS-S1	APRESS-S2	APRESS-W1	APRESS-W2	FILL-001	B-BASE-002-1.5	B-BASE-010-3.5	B-BASE-011-3.5	BLDA_EXT_CONCR	BLDA_EXT_SOIL_1
OU (Basement)													BASEMENT	BASEMENT
SAMPLE DATE	20080501	20080501	20080501	20080501	20080501	20080501	20080501	20080501	20150406	20101111	20101110	20101112	20151229	20151229
SAMPLE CODE	NORMAL	NORMAL	NORMAL	NORMAL	NORMAL	NORMAL	NORMAL	NORMAL	NORMAL	NORMAL	NORMAL	NORMAL	NORMAL	NORMAL
MATRIX	SO	SO	SO	SO	SO	SO	SO	SO	SO	SO	SO	SO	CT	SO
SAMPLE TYPE	NORMAL	NORMAL	NORMAL	NORMAL	NORMAL	NORMAL	NORMAL	NORMAL	BACKFILL	NORMAL	NORMAL	NORMAL	WASTE	WASTE
SUBMATRIX	NA	NA	NA	NA	NA	NA	NA	NA	NA	SB	SB	SB	NA	NA
TOP DEPTH	-9999	-9999	-9999	-9999	-9999	-9999	-9999	-9999	-9999	1.5	3.5	3.5	-9999	-9999
BOTTOM DEPTH	-9999	-9999	-9999	-9999	-9999	-9999	-9999	-9999	-9999	1.5	3.5	3.5	-9999	-9999
PCBS (MG/KG)														
AROCLOR-1016	NA	NA	NA	NA	NA	NA	NA	NA	NA	NA	NA	NA	NA	NA
AROCLOR-1221	NA	NA	NA	NA	NA	NA	NA	NA	NA	NA	NA	NA	NA	NA
AROCLOR-1232	NA	NA	NA	NA	NA	NA	NA	NA	NA	NA	NA	NA	NA	NA
AROCLOR-1242	NA	NA	NA	NA	NA	NA	NA	NA	NA	NA	NA	NA	NA	NA
AROCLOR-1248	NA	NA	NA	NA	NA	NA	NA	NA	NA	NA	NA	NA	NA	NA
AROCLOR-1254	NA	NA	NA	NA	NA	NA	NA	NA	NA	NA	NA	NA	NA	NA
AROCLOR-1260	NA	NA	NA	NA	NA	NA	NA	NA	NA	NA	NA	NA	NA	NA
TOTAL AROCLOR	NA	NA	NA	NA	NA	NA	NA	NA	NA	NA	NA	NA	NA	NA
PCBS (UG/KG)														
AROCLOR-1016	24 U	25 U	24 U	25 U	24 U	24 U	24 U	25 U	13 U	24 U	27 U	24 U	85 U	14 U
AROCLOR-1221	19 U	19 U	19 U	19 U	18 U	19 U	19 U	19 U	17 U	18 U	21 U	18 U	110 U	18 U
AROCLOR-1232	16 U	17 U	16 U	17 U	16 U	16 U	16 U	17 U	22 U	16 U	18 U	16 U	140 U	23 U
AROCLOR-1242	15 U	15 U	15 U	15 U	15 U	15 U	15 U	15 U	12 U	15 U	17 U	15 U	78 U	13 U
AROCLOR-1248	20 U	20 U	20 U	20 U	20 U	20 U	20 U	20 U	8.6 U	19 U	22 U	20 U	57 U	9.2 U
AROCLOR-1254	20 U	20 U	20 U	20 U	20 U	20 U	20 U	20 U	15 U	19 U	22 U	20 U	99 U	16 U
AROCLOR-1260	20 UJ	20 UJ	20 UJ	20 UJ	20 UJ	20 UJ	20 UJ	20 UJ	9.7 U	19 U	22 U	20 UJ	64 U	10 U
AROCLOR-1262	NA	NA	NA	NA	NA	NA	NA	NA	NA	NA	NA	NA	NA	NA
AROCLOR-1268	NA	NA	NA	NA	NA	NA	NA	NA	NA	NA	NA	NA	NA	NA
TOTAL AROCLOR	NA	NA	NA	NA	NA	NA	NA	NA	NA	NA	NA	NA	NA	NA

LOCATION	B-SIDEWALL-009	B-SIDEWALL-013	B-SIDEWALL-017	D-SB-1305		FBSED	F-VB-UST-1	F-VB-UST-10	F-VB-UST-11	F-VB-UST-12	F-VB-UST-13	F-VB-UST-14	F-VB-UST-2		
SAMPLE ID	B-SIDEWALL-009-1.5	B-SIDEWALL-013-10.5	B-SIDEWALL-017-1.5	D-SB-1305-4-5	D-SB-1305-4-5-AVG	FBSED-032413	F-VB-UST-1-14	F-VB-UST-10-14	F-VB-UST-11-14	F-VB-UST-12-14	F-VB-UST-13-14	F-VB-UST-14-14	F-VB-UST-2-14	F-VB-UST-2-14-AVG	F-VB-UST-2-14-
OU (Basement)															
SAMPLE DATE	20101111	20101109	20101112	20140425	20140425	20160324	20151105	20151105	20151105	20151105	20151105	20151105	20151105	20151105	20151105
SAMPLE CODE	NORMAL	NORMAL	NORMAL	ORIG	AVG	NORMAL	NORMAL	NORMAL	NORMAL	NORMAL	NORMAL	NORMAL	ORIG	AVG	DUP
MATRIX	SO	SO	SO	SO	SO	SO	SO	SO	SO	SO	SO	SO	SO	SO	SO
SAMPLE TYPE	NORMAL	NORMAL	NORMAL	NORMAL	NORMAL	NORMAL	NORMAL	NORMAL	NORMAL	NORMAL	NORMAL	NORMAL	NORMAL	NORMAL	NORMAL
SUBMATRIX	SB	SB	SB	SB	SB	NA	SB	SB	SB	SB	SB	SB	SB	SB	SB
TOP DEPTH	1.5	10.5	1.5	4	4	-9999	14	14	14	14	14	14	14	14	14
BOTTOM DEPTH	1.5	10.5	1.5	5	5	-9999	14	14	14	14	14	14	14	14	14
PCBS (MG/KG)															
AROCLOR-1016	NA	NA	NA	NA	NA	NA	NA	NA	NA	NA	NA	NA	NA	NA	NA
AROCLOR-1221	NA	NA	NA	NA	NA	NA	NA	NA	NA	NA	NA	NA	NA	NA	NA
AROCLOR-1232	NA	NA	NA	NA	NA	NA	NA	NA	NA	NA	NA	NA	NA	NA	NA
AROCLOR-1242	NA	NA	NA	NA	NA	NA	NA	NA	NA	NA	NA	NA	NA	NA	NA
AROCLOR-1248	NA	NA	NA	NA	NA	NA	NA	NA	NA	NA	NA	NA	NA	NA	NA
AROCLOR-1254	NA	NA	NA	NA	NA	NA	NA	NA	NA	NA	NA	NA	NA	NA	NA
AROCLOR-1260	NA	NA	NA	NA	NA	NA	NA	NA	NA	NA	NA	NA	NA	NA	NA
TOTAL AROCLOR	NA	NA	NA	NA	NA	NA	NA	NA	NA	NA	NA	NA	NA	NA	NA
PCBS (UG/KG)															
AROCLOR-1016	23 U	24 U	26 U	18 U	18 U	15 U	14 U	14 U	14 U	14 U	14 U	14 U	14 U	14 U	14 U
AROCLOR-1221	18 U	18 U	20 U	17 U	17 U	20 U	19 U	19 U	19 U	19 U	19 U	19 U	19 U	18.5 U	18 U
AROCLOR-1232	16 U	16 U	17 U	34 U	34 U	24 U	24 U	23 U	24 U	24 U	23 U	23 U	23 U	23 U	23 U
AROCLOR-1242	14 U	15 U	16 U	20 U	20 U	13 U	13 U	13 U	13 U	13 U	13 U	13 U	13 U	13 U	13 U
AROCLOR-1248	19 U	19 U	21 U	19 U	19 U	180	9.6 U	9.3 U	9.5 U	9.4 U	9.3 U	9.3 U	9.4 U	9.3 U	9.2 U
AROCLOR-1254	19 U	19 U	21 U	92 J	92 J	17 U	17 U	16 U	17 U	16 U	16 U	16 U	16 U	16 U	16 U
AROCLOR-1260	19 U	19 U	21 UJ	17 U	17 U	250	11 U	10 U	11 U	11 U	10 U	10 U	11 U	10.5 U	10 U
AROCLOR-1262	NA	NA	NA	NA	NA	12 U	NA	NA	NA	NA	NA	NA	NA	NA	NA
AROCLOR-1268	NA	NA	NA	NA	NA	16 U	NA	NA	NA	NA	NA	NA	NA	NA	NA
TOTAL AROCLOR	NA	NA	NA	92	92	NA	NA	NA	NA	NA	NA	NA	NA	NA	NA

LOCATION	F-VB-UST-3	F-VB-UST-4	F-VB-UST-5	F-VB-UST-6	F-VB-UST-7	F-VB-UST-8	F-VB-UST-9	F-VB-UST-P-1	F-VB-UST-P-2	F-VB-UST-P-3	F-VB-UST-P-4	F-VB-UST-P-5	F-VB-UST-P-6	F-VB-UST-P-7	F-VB-UST-P-8
SAMPLE ID	F-VB-UST-3-14	F-VB-UST-4-14	F-VB-UST-5-14	F-VB-UST-6-14	F-VB-UST-7-14	F-VB-UST-8-14	F-VB-UST-9-14	F-VB-UST-P-1	F-VB-UST-P-2	F-VB-UST-P-3	F-VB-UST-P-4	F-VB-UST-P-5	F-VB-UST-P-6	F-VB-UST-P-7	F-VB-UST-P-8
OU (Basement)															
SAMPLE DATE	20151105	20151105	20151105	20151105	20151105	20151105	20151105	20151113	20151113	20151113	20151113	20151113	20151113	20151228	20151228
SAMPLE CODE	NORMAL	NORMAL	NORMAL	NORMAL	NORMAL	NORMAL	NORMAL	NORMAL	NORMAL	NORMAL	NORMAL	NORMAL	NORMAL	NORMAL	NORMAL
MATRIX	SO	SO	SO	SO	SO	SO	SO	SO	SO	SO	SO	SO	SO	SO	SO
SAMPLE TYPE	NORMAL	NORMAL	NORMAL	NORMAL	NORMAL	NORMAL	NORMAL	NORMAL	NORMAL	NORMAL	NORMAL	NORMAL	NORMAL	NORMAL	NORMAL
SUBMATRIX	SB	SB	SB	SB	SB	SB	SB	NA	NA	NA	NA	NA	NA	NA	NA
TOP DEPTH	14	14	14	14	14	14	14	-9999	-9999	-9999	-9999	-9999	-9999	-9999	-9999
BOTTOM DEPTH	14	14	14	14	14	14	14	-9999	-9999	-9999	-9999	-9999	-9999	-9999	-9999
PCBS (MG/KG)															
AROCLOR-1016	NA	NA	NA	NA	NA	NA	NA	NA	NA	NA	NA	NA	NA	NA	NA
AROCLOR-1221	NA	NA	NA	NA	NA	NA	NA	NA	NA	NA	NA	NA	NA	NA	NA
AROCLOR-1232	NA	NA	NA	NA	NA	NA	NA	NA	NA	NA	NA	NA	NA	NA	NA
AROCLOR-1242	NA	NA	NA	NA	NA	NA	NA	NA	NA	NA	NA	NA	NA	NA	NA
AROCLOR-1248	NA	NA	NA	NA	NA	NA	NA	NA	NA	NA	NA	NA	NA	NA	NA
AROCLOR-1254	NA	NA	NA	NA	NA	NA	NA	NA	NA	NA	NA	NA	NA	NA	NA
AROCLOR-1260	NA	NA	NA	NA	NA	NA	NA	NA	NA	NA	NA	NA	NA	NA	NA
TOTAL AROCLOR	NA	NA	NA	NA	NA	NA	NA	NA	NA	NA	NA	NA	NA	NA	NA
PCBS (UG/KG															
AROCLOR-1016	15 U	14 U	14 U	14 U	14 U	15 U	15 U	14 U	14 U	15 U	14 U	15 U	14 U	15 U	14 U
AROCLOR-1221	19 U	19 U	19 U	19 U	19 U	20 U	20 U	19 U	19 U	20 U	19 U	19 U	19 U	20 U	19 U
AROCLOR-1232	24 U	24 U	23 U	24 U	24 U	25 U	25 U	23 U	24 U	25 U	24 U	24 U	24 U	25 U	24 U
AROCLOR-1242	13 U	13 U	13 U	13 U	13 U	14 U	14 U	13 U	13 U	14 U	13 U	13 U	13 U	14 U	13 U
AROCLOR-1248	9.7 U	9.6 U	9.3 U	9.6 U	9.5 U	9.8 U	9.9 U	9.3 U	9.5 U	9.9 U	9.6 U	9.7 U	9.5 U	9.9 U	9.6 U
AROCLOR-1254	17 U	17 U	16 U	17 U	17 U	17 U	17 U	16 U	17 U	17 U	17 U	17 U	17 U	17 U	17 U
AROCLOR-1260	11 U	11 U	10 U	11 U	11 U	11 U	11 U	10 U	11 U	11 U	11 U	11 U	11 U	11 U	11 U
AROCLOR-1262	NA	NA	NA	NA	NA	NA	NA	NA	NA	NA	NA	NA	NA	NA	NA
AROCLOR-1268	NA	NA	NA	NA	NA	NA	NA	NA	NA	NA	NA	NA	NA	NA	NA
TOTAL AROCLOR	NA	NA	NA	NA	NA	NA	NA	0 U	0 U	0 U	0 U	0 U	0 U	0 U	0 U

LOCATION	F-VS-UST-P-1			F-VS-UST-P-2	F-VS-UST-P-3	F-VS-UST-P-4	F-WC-UST-1	F-WC-UST-2	F-WC-UST-3	F-WC-UST-4	F-WC-UST-5	F-WC-UST-6	F-WC-UST-7	G-FTL-VB-1	G-FTL-VB-2
SAMPLE ID	F-VS-UST-P-1	F-VS-UST-P-1-	F-VS-UST-P-1-	F-VS-UST-P-2	F-VS-UST-P-3	F-VS-UST-P-4	F-WC-UST-1	F-WC-UST-2	F-WC-UST-3	F-WC-UST-4	F-WC-UST-5	F-WC-UST-6	F-WC-UST-7	G-FTL-VB-1-4	G-FTL-VB-2-5
OU (Basement)															
SAMPLE DATE	20151113	20151113	20151113	20151113	20151113	20151113	20151110	20151110	20151110	20151110	20151110	20151110	20151110	20151027	20151027
SAMPLE CODE	ORIG	AVG	DUP	NORMAL	NORMAL	NORMAL	NORMAL	NORMAL	NORMAL	NORMAL	NORMAL	NORMAL	NORMAL	NORMAL	NORMAL
MATRIX	SO	SO	SO	SO	SO	SO	SO	SO	SO	SO	SO	SO	SO	SO	SO
SAMPLE TYPE	NORMAL	NORMAL	NORMAL	NORMAL	NORMAL	NORMAL	WASTE	WASTE	WASTE	WASTE	WASTE	WASTE	WASTE	NORMAL	NORMAL
SUBMATRIX	NA	NA	NA	NA	NA	NA	NA	NA	NA	NA	NA	NA	NA	SB	SB
TOP DEPTH	-9999	-9999	-9999	-9999	-9999	-9999	-9999	-9999	-9999	-9999	-9999	-9999	-9999	4	4
BOTTOM DEPTH	-9999	-9999	-9999	-9999	-9999	-9999	-9999	-9999	-9999	-9999	-9999	-9999	-9999	4	5
PCBS (MG/KG)															
AROCLOR-1016	NA	NA	NA	NA	NA	NA	NA	NA	NA	NA	NA	NA	NA	NA	NA
AROCLOR-1221	NA	NA	NA	NA	NA	NA	NA	NA	NA	NA	NA	NA	NA	NA	NA
AROCLOR-1232	NA	NA	NA	NA	NA	NA	NA	NA	NA	NA	NA	NA	NA	NA	NA
AROCLOR-1242	NA	NA	NA	NA	NA	NA	NA	NA	NA	NA	NA	NA	NA	NA	NA
AROCLOR-1248	NA	NA	NA	NA	NA	NA	NA	NA	NA	NA	NA	NA	NA	NA	NA
AROCLOR-1254	NA	NA	NA	NA	NA	NA	NA	NA	NA	NA	NA	NA	NA	NA	NA
AROCLOR-1260	NA	NA	NA	NA	NA	NA	NA	NA	NA	NA	NA	NA	NA	NA	NA
TOTAL AROCLOR	NA	NA	NA	NA	NA	NA	NA	NA	NA	NA	NA	NA	NA	NA	NA
PCBS (UG/KG)															
AROCLOR-1016	14 U	14 U	14 U	14 U	14 U	14 U	14 U	14 U	14 U	14 U	14 U	14 U	13 U	14 U	14 U
AROCLOR-1221	19 U	19 U	19 U	19 U	19 U	19 U	18 U	19 U	18 U	18 U	19 U	19 U	18 U	18 U	19 U
AROCLOR-1232	24 U	24 U	24 U	23 U	24 U	24 U	23 U	23 U	23 U	23 U	24 U	23 U	22 U	23 U	24 U
AROCLOR-1242	13 U	13 U	13 U	13 U	13 U	13 U	12 U	13 U	13 U	13 U	13 U	13 U	12 U	13 U	13 U
AROCLOR-1248	9.5 U	9.5 U	9.5 U	9.3 U	9.6 U	9.5 U	9.1 U	9.3 U	9.1 U	9.1 U	9.6 U	9.3 U	8.8 U	9.1 U	9.5 U
AROCLOR-1254	17 U	17 U	17 U	16 U	17 U	17 U	16 U	16 U	16 U	16 U	17 U	16 U	15 U	16 U	17 U
AROCLOR-1260	11 U	11 U	11 U	10 U	11 U	11 U	10 U	10 U	10 U	10 U	11 U	10 U	9.9 U	10 U	11 U
AROCLOR-1262	NA	NA	NA	NA	NA	NA	NA	NA	NA	NA	NA	NA	NA	NA	NA
AROCLOR-1268	NA	NA	NA	NA	NA	NA	NA	NA	NA	NA	NA	NA	NA	15 U	15 U
TOTAL AROCLOR	0 U	0 U	0 U	0 U	0 U	0 U	NA	NA	NA	NA	NA	NA	NA	NA	NA

LOCATION	G-FTL-VB-3	G-FTL-VS-1	G-FTL-VS-10	G-FTL-VS-11	G-FTL-VS-12	G-FTL-VS-1A	G-FTL-VS-2	G-FTL-VS-3	G-FTL-VS-4	G-FTL-VS-5	G-FTL-VS-6	G-FTL-VS-7	G-FTL-VS-8	G-FTL-VS-9
SAMPLE ID	G-FTL-VB-3-5	G-FTL-VS-1-4.5	G-FTL-VS-10-4	G-FTL-VS-11-4	G-FTL-VS-12-4	G-FTL-VS-1A-3	G-FTL-VS-2-3	G-FTL-VS-3-3	G-FTL-VS-4-4	G-FTL-VS-5-1.5	G-FTL-VS-6-4	G-FTL-VS-7-4	G-FTL-VS-8-4	G-FTL-VS-9-4
OU (Basement)														
SAMPLE DATE	20151027	20151027	20151027	20151027	20151027	20160111	20151027	20151027	20151027	20151027	20151027	20151027	20151027	20151027
SAMPLE CODE	NORMAL	NORMAL	NORMAL	NORMAL	NORMAL	NORMAL	NORMAL	NORMAL	NORMAL	NORMAL	NORMAL	NORMAL	NORMAL	NORMAL
MATRIX	SO	SO	SO	SO	SO	SO	SO	SO	SO	SO	SO	SO	SO	SO
SAMPLE TYPE	NORMAL	NORMAL	NORMAL	NORMAL	NORMAL	NORMAL	NORMAL	NORMAL	NORMAL	NORMAL	NORMAL	NORMAL	NORMAL	NORMAL
SUBMATRIX	SB	SB	SB	SB	SB	SB	SB	SB	SB	SS	SB	SB	SB	SB
TOP DEPTH	4	4	4	4	4	3	3	3	4	1.5	4	4	4	4
BOTTOM DEPTH	5	4.5	4	4	4	3	3	3	4	1.5	4	4	4	4
PCBS (MG/KG)														
AROCLOR-1016	NA	NA	NA	NA	NA	NA	NA	NA	NA	NA	NA	NA	NA	NA
AROCLOR-1221	NA	NA	NA	NA	NA	NA	NA	NA	NA	NA	NA	NA	NA	NA
AROCLOR-1232	NA	NA	NA	NA	NA	NA	NA	NA	NA	NA	NA	NA	NA	NA
AROCLOR-1242	NA	NA	NA	NA	NA	NA	NA	NA	NA	NA	NA	NA	NA	NA
AROCLOR-1248	NA	NA	NA	NA	NA	NA	NA	NA	NA	NA	NA	NA	NA	NA
AROCLOR-1254	NA	NA	NA	NA	NA	NA	NA	NA	NA	NA	NA	NA	NA	NA
AROCLOR-1260	NA	NA	NA	NA	NA	NA	NA	NA	NA	NA	NA	NA	NA	NA
TOTAL AROCLOR	NA	NA	NA	NA	NA	NA	NA	NA	NA	NA	NA	NA	NA	NA
PCBS (UG/KG)														
AROCLOR-1016	15 U	14 U	14 U	14 U	14 U	15 U	14 U	14 U	14 U	140 U	14 U	14 U	14 U	14 U
AROCLOR-1221	20 U	19 U	19 U	19 U	19 U	20 U	19 U	19 U	18 U	190 U	19 U	19 U	19 U	19 U
AROCLOR-1232	24 U	24 U	23 U	24 U	23 U	25 U	23 U	24 U	23 U	230 U	23 U	24 U	24 U	23 U
AROCLOR-1242	13 U	13 U	13 U	13 U	13 U	14 U	13 U	13 U	13 U	130 U	13 U	13 U	13 U	13 U
AROCLOR-1248	9.8 U	9.5 U	9.4 U	9.4 U	9.3 U	9.9 U	9.3 U	9.7 U	9.2 U	93 U	9.4 U	9.5 U	9.6 U	9.4 U
AROCLOR-1254	17 U	17 U	16 U	16 U	16 U	17 U	16 U	17 U	16 U	160 U	16 U	17 U	17 U	16 U
AROCLOR-1260	11 U	11 U	11 U	11 U	11 U	15 J	10 U	11 U	10 U	100 U	11 U	11 U	11 U	11 U
AROCLOR-1262	NA	NA	NA	NA	NA	NA	NA	NA	NA	NA	NA	NA	NA	NA
AROCLOR-1268	16 U	15 U	15 U	15 U	15 U	NA	59	16 U	15 U	1900	15 U	16 U	16 U	15 U
TOTAL AROCLOR	NA	NA	NA	NA	NA	NA	NA	NA	NA	NA	NA	NA	NA	NA

LOCATION	G-SB-911			G-SB-912			G-SB-913					G-SB-914				
SAMPLE ID	G-SB-911-0-2	G-SB-911-2-3	G-SB-911-5-8.5	G-SB-912-0-2	G-SB-912-2-6	G-SB-912-6-10	G-SB-913-0-2	G-SB-913-2-6	G-SB-913-6-10	G-SB-913-6-10-AVG	G-SB-913-6-10-D	G-SB-914-0-2	G-SB-914-2-7.5	G-SB-914-2-7.5-	G-SB-914-2-7.5-D	G-SB-914-7.5-11
OU (Basement)																
SAMPLE DATE	20120601	20120601	20120601	20120601	20120601	20120601	20120601	20120601	20120601	20120601	20120601	20120601	20120601	20120601	20120601	20120601
SAMPLE CODE	NORMAL	NORMAL	NORMAL	NORMAL	NORMAL	NORMAL	NORMAL	NORMAL	ORIG	AVG	DUP	NORMAL	ORIG	AVG	DUP	NORMAL
MATRIX	SO	SO	SO	SO	SO	SO	SO	SO	SO	SO	SO	SO	SO	SO	SO	SO
SAMPLE TYPE	NORMAL	NORMAL	NORMAL	NORMAL	NORMAL	NORMAL	NORMAL	NORMAL	NORMAL	NORMAL	NORMAL	NORMAL	NORMAL	NORMAL	NORMAL	NORMAL
SUBMATRIX	SS	SB	SB	SS	SB	SB	SS	SB	SB	SB	SB	SS	SB	SB	SB	SB
TOP DEPTH	0	2	5	0	2	6	0	2	6	6	6	0	2	2	2	7.5
BOTTOM DEPTH	2	3	8.5	2	6	10	2	6	10	10	10	2	7.5	7.5	7.5	11
PCBS (MG/KG)																
AROCLOR-1016	NA	NA	NA	NA	NA	NA	NA	NA	NA	NA	NA	NA	NA	NA	NA	NA
AROCLOR-1221	NA	NA	NA	NA	NA	NA	NA	NA	NA	NA	NA	NA	NA	NA	NA	NA
AROCLOR-1232	NA	NA	NA	NA	NA	NA	NA	NA	NA	NA	NA	NA	NA	NA	NA	NA
AROCLOR-1242	NA	NA	NA	NA	NA	NA	NA	NA	NA	NA	NA	NA	NA	NA	NA	NA
AROCLOR-1248	NA	NA	NA	NA	NA	NA	NA	NA	NA	NA	NA	NA	NA	NA	NA	NA
AROCLOR-1254	NA	NA	NA	NA	NA	NA	NA	NA	NA	NA	NA	NA	NA	NA	NA	NA
AROCLOR-1260	NA	NA	NA	NA	NA	NA	NA	NA	NA	NA	NA	NA	NA	NA	NA	NA
TOTAL AROCLOR	NA	NA	NA	NA	NA	NA	NA	NA	NA	NA	NA	NA	NA	NA	NA	NA
PCBS (UG/KG'																
AROCLOR-1016	25 U	24 U	25 U	240 U	25 U	26 U	24 U	24 U	26 U	26 U	26 U	25 U	25 U	25 U	25 U	26 U
AROCLOR-1221	19 U	18 U	19 U	180 U	19 U	20 U	18 U	19 U	20 U	19.5 U	19 U	19 U	19 U	19 U	19 U	20 U
AROCLOR-1232	17 U	16 U	17 U	160 U	17 U	17 U	16 U	16 U	17 U	17 U	17 U	16 U	17 U	17 U	17 U	17 U
AROCLOR-1242	25 J	15 U	16 U	150 U	15 U	16 U	15 U	15 U	16 U	16 U	16 U	15 U	16 U	16 U	16 U	16 U
AROCLOR-1248	21 U	19 U	21 U	190 U	20 U	21 U	20 U	20 U	21 U	21 U	21 U	20 U	20 U	20.5 U	21 U	21 U
AROCLOR-1254	21 U	19 U	21 U	190 U	20 U	21 U	20 U	20 U	21 U	21 U	21 U	20 U	20 U	20.5 U	21 U	21 U
AROCLOR-1260	100	19 U	21 U	3000	20 U	21 U	20 U	20 U	21 U	21 U	21 U	20 U	20 U	20.5 U	21 U	21 U
AROCLOR-1262	NA	NA	NA	NA	NA	NA	NA	NA	NA	NA	NA	NA	NA	NA	NA	NA
AROCLOR-1268	NA	NA	NA	NA	NA	NA	NA	NA	NA	NA	NA	NA	NA	NA	NA	NA
TOTAL AROCLOR	NA	NA	NA	NA	NA	NA	NA	NA	NA	NA	NA	NA	NA	NA	NA	NA

LOCATION	G-SB-915			G-SB-916			G-SB-917			G-SB-918			G-SB-919		
SAMPLE ID	G-SB-915-0-2	G-SB-915-2-6	G-SB-915-6-10	G-SB-916-0-2	G-SB-916-2-6	G-SB-916-6-10	G-SB-917-0-2	G-SB-917-2-4.5	G-SB-917-6.5-10	G-SB-918-0-2	G-SB-918-2-6	G-SB-918-6-10	G-SB-919-0-2	G-SB-919-2-6	G-SB-919-6-10
OU (Basement)															
SAMPLE DATE	20120601	20120601	20120601	20120601	20120601	20120601	20120601	20120601	20120601	20120601	20120601	20120601	20120601	20120601	20120601
SAMPLE CODE	NORMAL	NORMAL	NORMAL	NORMAL	NORMAL	NORMAL	NORMAL	NORMAL	NORMAL	NORMAL	NORMAL	NORMAL	NORMAL	NORMAL	NORMAL
MATRIX	SO	SO	SO	SO	SO	SO	SO	SO	SO	SO	SO	SO	SO	SO	SO
SAMPLE TYPE	NORMAL	NORMAL	NORMAL	NORMAL	NORMAL	NORMAL	NORMAL	NORMAL	NORMAL	NORMAL	NORMAL	NORMAL	NORMAL	NORMAL	NORMAL
SUBMATRIX	SS	SB	SB	SS	SB	SB	SS	SB	SB	SS	SB	SB	SS	SB	SB
TOP DEPTH	0	2	6	0	2	6	0	2	6.5	0	2	6	0	2	6
BOTTOM DEPTH	2	6	10	2	6	10	2	4.5	10	2	6	10	2	6	10
PCBS (MG/KG)															
AROCLOR-1016	NA	NA	NA	NA	NA	NA	NA	NA	NA	NA	NA	NA	NA	NA	NA
AROCLOR-1221	NA	NA	NA	NA	NA	NA	NA	NA	NA	NA	NA	NA	NA	NA	NA
AROCLOR-1232	NA	NA	NA	NA	NA	NA	NA	NA	NA	NA	NA	NA	NA	NA	NA
AROCLOR-1242	NA	NA	NA	NA	NA	NA	NA	NA	NA	NA	NA	NA	NA	NA	NA
AROCLOR-1248	NA	NA	NA	NA	NA	NA	NA	NA	NA	NA	NA	NA	NA	NA	NA
AROCLOR-1254	NA	NA	NA	NA	NA	NA	NA	NA	NA	NA	NA	NA	NA	NA	NA
AROCLOR-1260	NA	NA	NA	NA	NA	NA	NA	NA	NA	NA	NA	NA	NA	NA	NA
TOTAL AROCLOR	NA	NA	NA	NA	NA	NA	NA	NA	NA	NA	NA	NA	NA	NA	NA
PCBS (UG/KG`															
AROCLOR-1016	25 U	26 U	26 U	24 U	24 U	28 U	24 U	24 U	24 U	24 U	24 U	26 U	25 U	26 U	24 U
AROCLOR-1221	19 U	20 U	20 U	19 U	18 U	21 U	18 U	18 U	18 U	19 U	18 U	20 U	19 U	20 U	18 U
AROCLOR-1232	17 U	17 U	17 U	16 U	16 U	19 U	16 U	16 U	16 U	16 U	16 U	17 U	17 U	17 U	16 U
AROCLOR-1242	15 U	16 U	16 U	15 U	15 U	17 U	15 U	15 U	15 U	15 U	15 U	16 U	16 U	16 U	15 U
AROCLOR-1248	20 U	21 U	21 U	20 U	20 U	23 U	20 U	19 U	20 U	20 U	20 U	21 U	20 U	21 U	19 U
AROCLOR-1254	20 U	21 U	21 U	20 U	20 U	23 U	20 U	19 U	20 U	20 U	20 U	21 U	20 U	21 U	19 U
AROCLOR-1260	20 U	21 U	21 U	20 U	20 U	23 U	20 U	19 U	20 U	20 U	20 U	21 U	20 U	21 U	19 U
AROCLOR-1262	NA	NA	NA	NA	NA	NA	NA	NA	NA	NA	NA	NA	NA	NA	NA
AROCLOR-1268	NA	NA	NA	NA	NA	NA	NA	NA	NA	NA	NA	NA	NA	NA	NA
TOTAL AROCLOR	NA	NA	NA	NA	NA	NA	NA	NA	NA	NA	NA	NA	NA	NA	NA

LOCATION	G-SB-920			G-TP-A-M			G-TP-A-N			G-TP-A-S			G-TP-A-SLAG	G-TP-B-M
SAMPLE ID	G-SB-920-0-2	G-SB-920-2-6	G-SB-920-6-10	G-TP-A-M-0-2	G-TP-A-M-3-5	G-TP-A-M-6-7	G-TP-A-N-0-2	G-TP-A-N-3-5	G-TP-A-N-6-7	G-TP-A-S-0-2	G-TP-A-S-2-4	G-TP-A-S-6-7	G-TP-A-SLAG	G-TP-B-M-0-2
OU (Basement)														
SAMPLE DATE	20120601	20120601	20120601	20120905	20120905	20120905	20120905	20120905	20120905	20120905	20120905	20120905	20120905	20120906
SAMPLE CODE	NORMAL	NORMAL	NORMAL	NORMAL	NORMAL	NORMAL	NORMAL	NORMAL	NORMAL	NORMAL	NORMAL	NORMAL	NORMAL	NORMAL
MATRIX	SO	SO	SO	SO	SO	SO	SO	SO	SO	SO	SO	SO	SO	SO
SAMPLE TYPE	NORMAL	NORMAL	NORMAL	NORMAL	NORMAL	NORMAL	NORMAL	NORMAL	NORMAL	NORMAL	NORMAL	NORMAL	NORMAL	NORMAL
SUBMATRIX	SS	SB	SB	SS	SB	SB	SS	SB	SB	SS	SB	SB	NA	SS
TOP DEPTH	0	2	6	0	3	6	0	3	6	0	2	6	-9999	0
BOTTOM DEPTH	2	6	10	2	5	7	2	5	7	2	4	7	-9999	2
PCBS (MG/KG)														
AROCLOR-1016	NA	NA	NA	NA	NA	NA	NA	NA	NA	NA	NA	NA	NA	NA
AROCLOR-1221	NA	NA	NA	NA	NA	NA	NA	NA	NA	NA	NA	NA	NA	NA
AROCLOR-1232	NA	NA	NA	NA	NA	NA	NA	NA	NA	NA	NA	NA	NA	NA
AROCLOR-1242	NA	NA	NA	NA	NA	NA	NA	NA	NA	NA	NA	NA	NA	NA
AROCLOR-1248	NA	NA	NA	NA	NA	NA	NA	NA	NA	NA	NA	NA	NA	NA
AROCLOR-1254	NA	NA	NA	NA	NA	NA	NA	NA	NA	NA	NA	NA	NA	NA
AROCLOR-1260	NA	NA	NA	NA	NA	NA	NA	NA	NA	NA	NA	NA	NA	NA
TOTAL AROCLOR	NA	NA	NA	NA	NA	NA	NA	NA	NA	NA	NA	NA	NA	NA
PCBS (UG/KG)														
AROCLOR-1016	25 U	24 U	24 U	24 U	25 U	27 U	24 U	27 U	25 U	120 UJ	120 U	25 U	110 U	22 U
AROCLOR-1221	19 U	19 U	18 U	18 U	19 U	21 U	18 U	20 U	19 U	89 UJ	91 U	19 U	86 U	17 U
AROCLOR-1232	17 U	16 U	16 U	16 U	17 U	18 U	16 U	18 U	17 U	78 UJ	79 U	17 U	75 U	15 U
AROCLOR-1242	16 U	15 U	15 U	15 U	16 U	17 U	15 U	17 U	16 U	72 UJ	74 U	16 U	70 U	14 U
AROCLOR-1248	20 U	20 U	20 U	19 U	20 U	22 U	19 U	22 U	21 U	94 UJ	96 U	20 U	91 U	18 U
AROCLOR-1254	20 U	20 U	20 U	19 U	20 U	22 U	19 U	22 U	21 U	94 UJ	96 U	57	91 U	18 U
AROCLOR-1260	20 U	20 U	20 U	74	25 J	70	19 U	22 U	21 U	190 J	340	20 U	680 K	180
AROCLOR-1262	NA	NA	NA	NA	NA	NA	NA	NA	NA	NA	NA	NA	NA	NA
AROCLOR-1268	NA	NA	NA	NA	NA	NA	NA	NA	NA	NA	NA	NA	NA	NA
TOTAL AROCLOR	NA	NA	NA	74	25	70	0 U	0 U	0 U	190	340	57	680	180

LOCATION	G-TP-B-N			G-TP-B-S	G-TP-C-M		G-TP-C-N			G-TP-D-N		G-TP-D-S	G-TR-01	G-TR-02	G-UST-P-VB-1
SAMPLE ID	G-TP-B-N-0-2	G-TP-B-N-3-5	G-TP-B-N-6-7	G-TP-B-S-0-2	G-TP-C-M-0-2	G-TP-C-M-4-5	G-TP-C-N-0-2	G-TP-C-N-4-5	G-TP-C-N-6-7	G-TP-D-N-5-6	G-TP-D-N-8-9	G-TP-D-S-2-3	G-TR-1	G-TR-2	G-UST-P-VB-1-4
OU (Basement)															
SAMPLE DATE	20120906	20120906	20120906	20120906	20120905	20120905	20120905	20120905	20120905	20120906	20120906	20120906	20150616	20150616	20160106
SAMPLE CODE	NORMAL	NORMAL	NORMAL	NORMAL	NORMAL	NORMAL	NORMAL	NORMAL	NORMAL	NORMAL	NORMAL	NORMAL	NORMAL	NORMAL	NORMAL
MATRIX	SO	SO	SO	SO	SO	SO	SO	SO	SO	SO	SO	SO	SO	SO	SO
SAMPLE TYPE	NORMAL	NORMAL	NORMAL	NORMAL	NORMAL	NORMAL	NORMAL	NORMAL	NORMAL	NORMAL	NORMAL	NORMAL	NORMAL	NORMAL	NORMAL
SUBMATRIX	SS	SB	SB	SS	SS	SB	SS	SB	SB	SB	SB	SB	NA	NA	NA
TOP DEPTH	0	3	6	0	0	4	0	4	6	5	8	2	-9999	-9999	4
BOTTOM DEPTH	2	5	7	2	2	5	2	5	7	6	9	3	-9999	-9999	4
PCBS (MG/KG)															
AROCLOR-1016	NA	NA	NA	NA	NA	NA	NA	NA	NA	NA	NA	NA	NA	NA	NA
AROCLOR-1221	NA	NA	NA	NA	NA	NA	NA	NA	NA	NA	NA	NA	NA	NA	NA
AROCLOR-1232	NA	NA	NA	NA	NA	NA	NA	NA	NA	NA	NA	NA	NA	NA	NA
AROCLOR-1242	NA	NA	NA	NA	NA	NA	NA	NA	NA	NA	NA	NA	NA	NA	NA
AROCLOR-1248	NA	NA	NA	NA	NA	NA	NA	NA	NA	NA	NA	NA	NA	NA	NA
AROCLOR-1254	NA	NA	NA	NA	NA	NA	NA	NA	NA	NA	NA	NA	NA	NA	NA
AROCLOR-1260	NA	NA	NA	NA	NA	NA	NA	NA	NA	NA	NA	NA	NA	NA	NA
TOTAL AROCLOR	NA	NA	NA	NA	NA	NA	NA	NA	NA	NA	NA	NA	NA	NA	NA
PCBS (UG/KG`															
AROCLOR-1016	24 U	25 U	24 U	120 U	24 U	24 U	25 U	25 U	26 U	120 UJ	25 U	22 U	17 U	71 U	14 U
AROCLOR-1221	19 U	19 U	18 U	88 U	18 U	18 U	19 U	19 U	20 U	91 UJ	19 U	17 U	23 U	95 U	19 U
AROCLOR-1232	16 U	16 U	16 U	77 U	16 U	16 U	17 U	17 U	17 U	80 UJ	16 U	15 U	28 U	120 U	24 U
AROCLOR-1242	15 U	15 U	15 U	71 U	15 U	15 U	16 U	16 U	16 U	74 UJ	15 U	14 U	16 U	65 U	13 U
AROCLOR-1248	20 U	20 U	19 U	280	19 U	20 U	20 U	20 U	21 U	97 UJ	20 U	18 U	11 U	47 U	9.4 U
AROCLOR-1254	20 U	20 U	19 U	93 U	19 U	20 U	20 U	20 U	21 U	660 J	20 U	18 U	20 U	83 U	16 U
AROCLOR-1260	20 U	20 U	19 U	1200	120	20 U	74	20 U	21 U	97 UJ	91	18 U	300	1100 J	460
AROCLOR-1262	NA	NA	NA	NA	NA	NA	NA	NA	NA	NA	NA	NA	NA	NA	NA
AROCLOR-1268	NA	NA	NA	NA	NA	NA	NA	NA	NA	NA	NA	NA	NA	NA	NA
TOTAL AROCLOR	0 U	0 U	0 U	1480	120	0 U	74	0 U	0 U	660	91	0 U	300	1100	NA

LOCATION	G-UST-P-VB-2	G-UST-P-VB-3	G-UST-P-VB-4	G-UST-P-VB-5	G-UST-P-VB-6	G-UST-P-VB-7	G-UST-VB-1	G-UST-VB-2	G-UST-VB-3	G-UST-VB-4	G-UST-VS-1	G-UST-VS-2	G-UST-VS-3	G-UST-VS-4		
SAMPLE ID	G-UST-P-VB-2-5	G-UST-P-VB-3-4	G-UST-P-VB-4-5	G-UST-P-VB-5-5	G-UST-P-VB-6-4	G-UST-P-VB-7-5	G-UST-VB-1-11	G-UST-VB-2-11	G-UST-VB-3-11	G-UST-VB-4-11	G-UST-VS-1-8	G-UST-VS-2-8	G-UST-VS-3-8	G-UST-VS-4-8	G-UST-VS-4-8-	G-UST-VS-4-8-D
OU (Basement)																
SAMPLE DATE	20160106	20160106	20160321	20160321	20160321	20160321	20160104	20160104	20160104	20160104	20160104	20160104	20160104	20160104	20160104	20160104
SAMPLE CODE	NORMAL	NORMAL	NORMAL	NORMAL	NORMAL	NORMAL	NORMAL	NORMAL	NORMAL	NORMAL	NORMAL	NORMAL	NORMAL	ORIG	AVG	DUP
MATRIX	SO	SO	SO	SO	SO	SO	SO	SO	SO	SO	SO	SO	SO	SO	SO	SO
SAMPLE TYPE	NORMAL	NORMAL	NORMAL	NORMAL	NORMAL	NORMAL	NORMAL	NORMAL	NORMAL	NORMAL	NORMAL	NORMAL	NORMAL	NORMAL	NORMAL	NORMAL
SUBMATRIX	NA	NA	NA	NA	NA	NA	SB	SB	SB	SB	SB	SB	SB	SB	SB	SB
TOP DEPTH	5	4	5	5	4	5	11	11	11	11	8	8	8	8	8	8
BOTTOM DEPTH	5	4	5	5	4	5	11	11	11	11	8	8	8	8	8	8
PCBS (MG/KG)																
AROCLOR-1016	NA	NA	NA	NA	NA	NA	NA	NA	NA	NA	NA	NA	NA	NA	NA	NA
AROCLOR-1221	NA	NA	NA	NA	NA	NA	NA	NA	NA	NA	NA	NA	NA	NA	NA	NA
AROCLOR-1232	NA	NA	NA	NA	NA	NA	NA	NA	NA	NA	NA	NA	NA	NA	NA	NA
AROCLOR-1242	NA	NA	NA	NA	NA	NA	NA	NA	NA	NA	NA	NA	NA	NA	NA	NA
AROCLOR-1248	NA	NA	NA	NA	NA	NA	NA	NA	NA	NA	NA	NA	NA	NA	NA	NA
AROCLOR-1254	NA	NA	NA	NA	NA	NA	NA	NA	NA	NA	NA	NA	NA	NA	NA	NA
AROCLOR-1260	NA	NA	NA	NA	NA	NA	NA	NA	NA	NA	NA	NA	NA	NA	NA	NA
TOTAL AROCLOR	NA	NA	NA	NA	NA	NA	NA	NA	NA	NA	NA	NA	NA	NA	NA	NA
PCBS (UG/KG)																
AROCLOR-1016	14 U	14 U	15 U	14 U	15 U	14 U	14 U	15 U	14 U	15 U	15 U	15 U	15 UJ	14 U	14.5 U	15 U
AROCLOR-1221	19 U	19 U	19 U	19 U	19 U	19 U	19 U	20 U	19 U	20 U	20 U	20 U	20 UJ	19 U	19.5 U	20 U
AROCLOR-1232	24 U	24 U	24 U	24 U	24 U	23 U	24 U	25 U	24 U	25 U	26 U	24 U	25 UJ	24 U	24.5 U	25 U
AROCLOR-1242	13 U	13 U	13 U	13 U	13 U	13 U	13 U	14 U	13 U	14 U	14 U	13 U	14 UJ	13 U	13.5 U	14 U
AROCLOR-1248	9.6 U	9.5 U	9.7 U	9.6 U	9.7 U	9.3 U	9.6 U	10 U	9.6 U	10 U	10 U	9.8 U	10 UJ	9.7 U	9.75 U	9.8 U
AROCLOR-1254	17 U	17 U	17 U	17 U	17 U	16 U	17 U	18 U	17 U	18 U	18 U	17 U	18 UJ	17 U	17 U	17 U
AROCLOR-1260	11 U	11 U	11 U	11 U	30 J	10 U	11 U	230	11 U	210	150	180	220 J	150 J	105	60 J
AROCLOR-1262	NA	NA	NA	NA	NA	NA	NA	NA	NA	NA	NA	NA	NA	NA	NA	NA
AROCLOR-1268	NA	NA	NA	NA	NA	NA	NA	NA	NA	NA	NA	NA	NA	NA	NA	NA
TOTAL AROCLOR	NA	NA	0 U	0 U	30	0 U	NA	NA	NA	NA	NA	NA	NA	NA	NA	NA

LOCATION	G-UST-VS-5	G-UST-VS-6	G-VB-02	G-VS-04	I-VB-1			I-VB-2	I-VB-3	I-VB-4	I-VB-5	I-VS-1	I-VS-2	I-VS-3	I-VS-4
SAMPLE ID	G-UST-VS-5-8	G-UST-VS-6-8	G-VB2-110315-09	G-VS4-4.5-1716	I-VB-1-0-3	I-VB-1-0-3-AVG	I-VB-1-0-3-D	I-VB-2-0-3	I-VB-3-0-3	I-VB-4-0-3	I-VB-5-0-3	I-VS-1-0-1.5	I-VS-2-0-1.5	I-VS-3-0-1.5	I-VS-4-0-1.5
OU (Basement)															
SAMPLE DATE	20160104	20160104	20151103	20160107	20131211	20131211	20131211	20131209	20131205	20131203	20131204	20131212	20131211	20131209	20131204
SAMPLE CODE	NORMAL	NORMAL	NORMAL	NORMAL	ORIG	AVG	DUP	NORMAL	NORMAL	NORMAL	NORMAL	NORMAL	NORMAL	NORMAL	NORMAL
MATRIX	SO	SO	SO	SO	SO	SO	SO	SO	SO	SO	SO	SO	SO	SO	SO
SAMPLE TYPE	NORMAL	NORMAL	NORMAL	NORMAL	NORMAL	NORMAL	NORMAL	NORMAL	NORMAL	NORMAL	NORMAL	NORMAL	NORMAL	NORMAL	NORMAL
SUBMATRIX	SB	SB	NA	NA	SS	SS	SS	SS	SS	SS	SS	SS	SS	SS	SS
TOP DEPTH	8	8	-9999	-9999	0	0	0	0	0	0	0	0	0	0	0
BOTTOM DEPTH	8	8	-9999	-9999	3	3	3	3	3	3	3	1.5	1.5	1.5	1.5
PCBS (MG/KG)															
AROCLOR-1016	NA	NA	NA	NA	NA	NA	NA	NA	NA	NA	NA	NA	NA	NA	NA
AROCLOR-1221	NA	NA	NA	NA	NA	NA	NA	NA	NA	NA	NA	NA	NA	NA	NA
AROCLOR-1232	NA	NA	NA	NA	NA	NA	NA	NA	NA	NA	NA	NA	NA	NA	NA
AROCLOR-1242	NA	NA	NA	NA	NA	NA	NA	NA	NA	NA	NA	NA	NA	NA	NA
AROCLOR-1248	NA	NA	NA	NA	NA	NA	NA	NA	NA	NA	NA	NA	NA	NA	NA
AROCLOR-1254	NA	NA	NA	NA	NA	NA	NA	NA	NA	NA	NA	NA	NA	NA	NA
AROCLOR-1260	NA	NA	NA	NA	NA	NA	NA	NA	NA	NA	NA	NA	NA	NA	NA
TOTAL AROCLOR	NA	NA	NA	NA	NA	NA	NA	NA	NA	NA	NA	NA	NA	NA	NA
PCBS (UG/KG`															
AROCLOR-1016	15 U	14 U	14 U	14 U	24 U	24 U	24 U	26 U	27 U	25 U	24 U	25 U	24 U	24 U	25 U
AROCLOR-1221	20 U	19 U	19 U	18 U	19 U	18.5 U	18 U	20 U	20 U	19 U	19 U	19 U	18 U	18 U	19 U
AROCLOR-1232	25 U	24 U	24 U	23 U	16 U	16 U	16 U	18 U	18 U	16 U	16 U	17 U	16 U	16 U	17 U
AROCLOR-1242	14 U	13 U	13 U	13 U	15 U	15 U	15 U	16 U	16 U	15 U	15 U	16 U	15 U	15 U	16 U
AROCLOR-1248	10 U	9.6 U	9.5 U	9.2 U	20 U	19.5 U	19 U	21 U	21 U	20 U	20 U	20 U	19 U	19 U	20 U
AROCLOR-1254	18 U	17 U	17 U	16 U	20 U	19.5 U	19 U	21 U	21 U	20 U	20 U	20 U	19 U	19 U	20 U
AROCLOR-1260	140	160	130	10 U	20 U	19.5 U	19 U	21 U	21 U	20 U	20 U	20 U	19 U	19 U	20 U
AROCLOR-1262	NA	NA	NA	NA	NA	NA	NA	NA	NA	NA	NA	NA	NA	NA	NA
AROCLOR-1268	NA	NA	NA	NA	NA	NA	NA	NA	NA	NA	NA	NA	NA	NA	NA
TOTAL AROCLOR	NA	NA	130	NA	0 U	0 U	0 U	0 U	0 U	0 U	0 U	0 U	0 U	0 U	0 U

LOCATION	I-VS-5	I-VS-6	MRC-OW-4D		MRC-OW-5D		MRC-WC-D23	MRC-WC-D99	MRC-WC-GPAD	MRC-WC-SC	SB-022			SB-023		
SAMPLE ID	I-VS-5-0-1.5	I-VS-6-0-1.5	OW-4-26	OW-4-30	OW-5-4	OW-5-6	MRC-WC-D23-	MRC-WC-D99-	MRC-WC-GPAD-	MRC-WC-SC-	SB-22-05	SB-22-10	SB-22A-SS	SB-23-05	SB-23-10	SB-23A-SS
OU (Basement)																
SAMPLE DATE	20131204	20131203	20071127	20071127	20071128	20071128	20160119	20160119	20160119	20160119	20031117	20031117	20040915	20031118	20031118	20040915
SAMPLE CODE	NORMAL	NORMAL	NORMAL	NORMAL	NORMAL	NORMAL	NORMAL	NORMAL	NORMAL	NORMAL	NORMAL	NORMAL	NORMAL	NORMAL	NORMAL	NORMAL
MATRIX	SO	SO	SO	SO	SO	SO	SO	SO	SO	SO	SO	SO	SO	SO	SO	SO
SAMPLE TYPE	NORMAL	NORMAL	NORMAL	NORMAL	NORMAL	NORMAL	NORMAL	NORMAL	NORMAL	NORMAL	NORMAL	NORMAL	NORMAL	NORMAL	NORMAL	NORMAL
SUBMATRIX	SS	SS	SB	SB	SB	SB	NA	NA	NA	NA	SB	SB	SS	SB	SB	SS
TOP DEPTH	0	0	26	30	4	6	-9999	-9999	-9999	-9999	5	10	0	5	10	0
BOTTOM DEPTH	1.5	1.5	26	30	4	6	-9999	-9999	-9999	-9999	5	10	1	5	10	1
PCBS (MG/KG)																
AROCLOR-1016	NA	NA	NA	NA	NA	NA	NA	NA	NA	NA	NA	NA	NA	NA	NA	NA
AROCLOR-1221	NA	NA	NA	NA	NA	NA	NA	NA	NA	NA	NA	NA	NA	NA	NA	NA
AROCLOR-1232	NA	NA	NA	NA	NA	NA	NA	NA	NA	NA	NA	NA	NA	NA	NA	NA
AROCLOR-1242	NA	NA	NA	NA	NA	NA	NA	NA	NA	NA	NA	NA	NA	NA	NA	NA
AROCLOR-1248	NA	NA	NA	NA	NA	NA	NA	NA	NA	NA	NA	NA	NA	NA	NA	NA
AROCLOR-1254	NA	NA	NA	NA	NA	NA	NA	NA	NA	NA	NA	NA	NA	NA	NA	NA
AROCLOR-1260	NA	NA	NA	NA	NA	NA	NA	NA	NA	NA	NA	NA	NA	NA	NA	NA
TOTAL AROCLOR	NA	NA	NA	NA	NA	NA	NA	NA	NA	NA	NA	NA	NA	NA	NA	NA
PCBS (UG/KG)																
AROCLOR-1016	24 U	23 U	40 U	39 U	38 U	39 U	3700 UJ	830 U	500 U	130 U	60 U	59 U	320 U	59 U	58 U	280 U
AROCLOR-1221	19 U	18 U	40 U	39 U	38 U	39 U	4900 UJ	1100 U	660 U	170 U	60 U	59 U	320 U	59 U	58 U	280 U
AROCLOR-1232	16 U	15 U	40 U	39 U	38 U	39 U	6100 UJ	1400 U	830 U	220 U	60 U	59 U	320 U	59 U	58 U	280 U
AROCLOR-1242	15 U	14 U	40 U	39 U	38 U	39 U	3400 UJ	760 U	450 U	120 U	60 U	59 U	320 U	59 U	58 U	280 U
AROCLOR-1248	20 U	19 U	40 U	39 U	38 U	39 U	2500 UJ	550 U	330 U	87 U	60 U	59 U	320 U	59 U	58 U	280 U
AROCLOR-1254	20 U	19 U	40 U	39 U	38 U	39 U	4300 UJ	970 U	580 U	150 U	60 U	59 U	320 U	59 U	58 U	280 U
AROCLOR-1260	20 U	19 U	40 U	39 U	38 U	39 U	2800 UJ	620 U	370 U	98 U	60 U	59 U	320 U	59 U	58 U	280 U
AROCLOR-1262	NA	NA	NA	NA	NA	NA	NA	NA	NA	NA	NA	NA	NA	NA	NA	NA
AROCLOR-1268	NA	NA	NA	NA	NA	NA	NA	NA	NA	NA	NA	NA	NA	NA	NA	NA
TOTAL AROCLOR	0 U	0 U	0 U	0 U	0 U	0 U	NA	NA	NA	NA	0 U	0 U	0 U	0 U	0 U	0 U

LOCATION	SB-024			SB-025			SB-030		SB-031		SB-032		SB-033	
SAMPLE ID	SB-24-05	SB-24-10	SB-24A-SS	SB-25-05	SB-25-10	SB-25A-SS	SB-30-05	SB-30A-SS	SB-31-05	SB-31A-SS	SB-32-05	SB-32A-SS	SB-33-05	SB-33A-SS
OU (Basement)														
SAMPLE DATE	20031117	20031117	20040915	20031117	20031117	20040915	20031118	20040915	20031118	20040913	20031121	20040924	20031121	20040917
SAMPLE CODE	NORMAL	NORMAL	NORMAL	NORMAL	NORMAL	NORMAL	NORMAL	NORMAL	NORMAL	NORMAL	NORMAL	NORMAL	NORMAL	NORMAL
MATRIX	SO	SO	SO	SO	SO	SO	SO	SO	SO	SO	SO	SO	SO	SO
SAMPLE TYPE	NORMAL	NORMAL	NORMAL	NORMAL	NORMAL	NORMAL	NORMAL	NORMAL	NORMAL	NORMAL	NORMAL	NORMAL	NORMAL	NORMAL
SUBMATRIX	SB	SB	SS	SB	SB	SS	SB	SS	SB	SS	SB	SS	SB	SS
TOP DEPTH	5	10	0	5	10	0	5	0	5	0	5	0	5	0
BOTTOM DEPTH	5	10	1	5	10	1	5	1	5	0	5	0	5	0
PCBS (MG/KG)														
AROCLOR-1016	NA	NA	NA	NA	NA	NA	NA	NA	NA	NA	NA	NA	NA	NA
AROCLOR-1221	NA	NA	NA	NA	NA	NA	NA	NA	NA	NA	NA	NA	NA	NA
AROCLOR-1232	NA	NA	NA	NA	NA	NA	NA	NA	NA	NA	NA	NA	NA	NA
AROCLOR-1242	NA	NA	NA	NA	NA	NA	NA	NA	NA	NA	NA	NA	NA	NA
AROCLOR-1248	NA	NA	NA	NA	NA	NA	NA	NA	NA	NA	NA	NA	NA	NA
AROCLOR-1254	NA	NA	NA	NA	NA	NA	NA	NA	NA	NA	NA	NA	NA	NA
AROCLOR-1260	NA	NA	NA	NA	NA	NA	NA	NA	NA	NA	NA	NA	NA	NA
TOTAL AROCLOR	NA	NA	NA	NA	NA	NA	NA	NA	NA	NA	NA	NA	NA	NA
PCBS (UG/KG)														
AROCLOR-1016	62 U	59 U	300 U	59 U	59 U	300 U	58 U	270 U	59 U	270 U	67 U	270 U	68 U	270 U
AROCLOR-1221	62 U	59 U	300 U	59 U	59 U	300 U	58 U	270 U	59 U	270 U	67 U	270 U	68 U	270 U
AROCLOR-1232	62 U	59 U	300 U	59 U	59 U	300 U	58 U	270 U	59 U	270 U	67 U	270 U	68 U	270 U
AROCLOR-1242	62 U	59 U	300 U	59 U	59 U	300 U	58 U	270 U	59 U	270 U	67 U	270 U	68 U	270 U
AROCLOR-1248	62 U	59 U	300 U	59 U	59 U	300 U	58 U	270 U	59 U	270 U	67 U	270 U	68 U	270 U
AROCLOR-1254	62 U	59 U	300 U	59 U	59 U	300 U	58 U	270 U	59 U	270 U	67 U	270 U	68 U	270 U
AROCLOR-1260	62 U	59 U	300 U	59 U	59 U	300 U	58 U	270 U	59 U	270 U	67 U	270 U	68 U	270 U
AROCLOR-1262	NA	NA	NA	NA	NA	NA	NA	NA	NA	NA	NA	NA	NA	NA
AROCLOR-1268	NA	NA	NA	NA	NA	NA	NA	NA	NA	NA	NA	NA	NA	NA
TOTAL AROCLOR	0 U	0 U	0 U	0 U	0 U	0 U	0 U	0 U	0 U	0 U	0 U	0 U	0 U	0 U

LOCATION	SB-055			SB-056				SB-057				SB-058				
SAMPLE ID	SB-55-05	SB-55-10	SB-55-SS	SB-56-05	SB-56-10	SB-56-15	SB-56-SS	SB-57-05	SB-57-10	SB-57-15	SB-57-SS	SB-58-05	SB-58-10	SB-58-15	SB-58-20	SB-58-SS
OU (Basement)																
SAMPLE DATE	20040915	20040915	20040915	20040913	20040913	20040913	20040913	20040913	20040913	20040913	20040913	20040913	20040913	20040913	20040913	20040913
SAMPLE CODE	NORMAL	NORMAL	NORMAL	NORMAL	NORMAL	NORMAL	NORMAL	NORMAL	NORMAL	NORMAL	NORMAL	NORMAL	NORMAL	NORMAL	NORMAL	NORMAL
MATRIX	SO	SO	SO	SO	SO	SO	SO	SO	SO	SO	SO	SO	SO	SO	SO	SO
SAMPLE TYPE	NORMAL	NORMAL	NORMAL	NORMAL	NORMAL	NORMAL	NORMAL	NORMAL	NORMAL	NORMAL	NORMAL	NORMAL	NORMAL	NORMAL	NORMAL	REMOVED
SUBMATRIX	SB	SB	SS	SB	SB	SB	SS	SB	SB	SB	SS	SB	SB	SB	SB	SS
TOP DEPTH	5	10	0	5	10	15	0	5	10	15	0	5	10	15	20	0
BOTTOM DEPTH	5	10	1	5	10	15	1	5	10	15	0	5	10	15	20	0
PCBS (MG/KG)																
AROCLOR-1016	NA	NA	NA	NA	NA	NA	NA	NA	NA	NA	NA	NA	NA	NA	NA	NA
AROCLOR-1221	NA	NA	NA	NA	NA	NA	NA	NA	NA	NA	NA	NA	NA	NA	NA	NA
AROCLOR-1232	NA	NA	NA	NA	NA	NA	NA	NA	NA	NA	NA	NA	NA	NA	NA	NA
AROCLOR-1242	NA	NA	NA	NA	NA	NA	NA	NA	NA	NA	NA	NA	NA	NA	NA	NA
AROCLOR-1248	NA	NA	NA	NA	NA	NA	NA	NA	NA	NA	NA	NA	NA	NA	NA	NA
AROCLOR-1254	NA	NA	NA	NA	NA	NA	NA	NA	NA	NA	NA	NA	NA	NA	NA	NA
AROCLOR-1260	NA	NA	NA	NA	NA	NA	NA	NA	NA	NA	NA	NA	NA	NA	NA	NA
TOTAL AROCLOR	NA	NA	NA	NA	NA	NA	NA	NA	NA	NA	NA	NA	NA	NA	NA	NA
PCBS (UG/KG)																
AROCLOR-1016	300 U	310 U	260 U	280 U	280 U	300 U	410 U	280 U	320 U	280 U	330 U	310 U	310 U	310 U	330 U	260 U
AROCLOR-1221	300 U	310 U	260 U	280 U	280 U	300 U	410 U	280 U	320 U	280 U	330 U	310 U	310 U	310 U	330 U	260 U
AROCLOR-1232	300 U	310 U	260 U	280 U	280 U	300 U	410 U	280 U	320 U	280 U	330 U	310 U	310 U	310 U	330 U	260 U
AROCLOR-1242	300 U	310 U	260 U	280 U	280 U	300 U	410 U	280 U	320 U	280 U	330 U	310 U	310 U	310 U	330 U	260 U
AROCLOR-1248	300 U	310 U	260 U	280 U	280 U	300 U	410 U	280 U	320 U	280 U	330 U	310 U	310 U	310 U	330 U	260 U
AROCLOR-1254	300 U	310 U	260 U	280 U	280 U	300 U	410 U	280 U	320 U	280 U	330 U	310 U	310 U	310 U	330 U	260 U
AROCLOR-1260	300 U	310 U	260 U	280 U	280 U	300 U	410 U	280 U	320 U	280 U	330 U	310 U	310 U	310 U	330 U	260 U
AROCLOR-1262	NA	NA	NA	NA	NA	NA	NA	NA	NA	NA	NA	NA	NA	NA	NA	NA
AROCLOR-1268	NA	NA	NA	NA	NA	NA	NA	NA	NA	NA	NA	NA	NA	NA	NA	NA
TOTAL AROCLOR	0 U	0 U	0 U	0 U	0 U	0 U	0 U	0 U	0 U	0 U	0 U	0 U	0 U	0 U	0 U	0 U

LOCATION	SB-059				SB-060			SB-061			SB-062				SB-063		
SAMPLE ID	SB-59-05	SB-59-10	SB-59-15	SB-59-SS	SB-60-05	SB-60-10	SB-60-SS	SB-61-05	SB-61-10	SB-61-SS	SB-62-05	SB-62-10	SB-62-15	SB-62-SS	SB-63-05	SB-63-10	SB-63-SS
OU (Basement)																	
SAMPLE DATE	20040923	20040923	20040923	20040923	20040924	20040924	20040924	20040924	20040924	20040924	20040923	20040923	20040923	20040923	20040924	20040924	20040924
SAMPLE CODE	NORMAL	NORMAL	NORMAL	NORMAL	NORMAL	NORMAL	NORMAL	NORMAL	NORMAL	NORMAL	NORMAL	NORMAL	NORMAL	NORMAL	NORMAL	NORMAL	NORMAL
MATRIX	SO	SO	SO	SO	SO	SO	SO	SO	SO	SO	SO	SO	SO	SO	SO	SO	SO
SAMPLE TYPE	NORMAL	NORMAL	NORMAL	NORMAL	NORMAL	NORMAL	REMOVED	NORMAL	NORMAL	NORMAL	NORMAL	NORMAL	NORMAL	REMOVED	NORMAL	NORMAL	NORMAL
SUBMATRIX	SB	SB	SB	SS	SB	SB	SS	SB	SB	SS	SB	SB	SB	SS	SB	SB	SS
TOP DEPTH	5	10	15	0	5	10	0	5	10	0	5	10	15	0	5	10	0
BOTTOM DEPTH	5	10	15	0	5	10	0	5	10	0	5	10	15	0	5	10	0
PCBS (MG/KG)																	
AROCLOR-1016	NA	NA	NA	NA	NA	NA	NA	NA	NA	NA	NA	NA	NA	NA	NA	NA	NA
AROCLOR-1221	NA	NA	NA	NA	NA	NA	NA	NA	NA	NA	NA	NA	NA	NA	NA	NA	NA
AROCLOR-1232	NA	NA	NA	NA	NA	NA	NA	NA	NA	NA	NA	NA	NA	NA	NA	NA	NA
AROCLOR-1242	NA	NA	NA	NA	NA	NA	NA	NA	NA	NA	NA	NA	NA	NA	NA	NA	NA
AROCLOR-1248	NA	NA	NA	NA	NA	NA	NA	NA	NA	NA	NA	NA	NA	NA	NA	NA	NA
AROCLOR-1254	NA	NA	NA	NA	NA	NA	NA	NA	NA	NA	NA	NA	NA	NA	NA	NA	NA
AROCLOR-1260	NA	NA	NA	NA	NA	NA	NA	NA	NA	NA	NA	NA	NA	NA	NA	NA	NA
TOTAL AROCLOR	NA	NA	NA	NA	NA	NA	NA	NA	NA	NA	NA	NA	NA	NA	NA	NA	NA
PCBS (UG/KG)																	
AROCLOR-1016	280 U	290 U	290 U	260 U	300 U	290 U	280 U	330 U	290 U	310 U	290 U	290 U	300 U	270 U	300 U	330 U	350 U
AROCLOR-1221	280 U	290 U	290 U	260 U	300 U	290 U	280 U	330 U	290 U	310 U	290 U	290 U	300 U	270 U	300 U	330 U	350 U
AROCLOR-1232	280 U	290 U	290 U	260 U	300 U	290 U	280 U	330 U	290 U	310 U	290 U	290 U	300 U	270 U	300 U	330 U	350 U
AROCLOR-1242	280 U	290 U	290 U	260 U	300 U	290 U	280 U	330 U	290 U	310 U	290 U	290 U	300 U	270 U	300 U	330 U	350 U
AROCLOR-1248	280 U	290 U	290 U	260 U	300 U	290 U	280 U	330 U	290 U	310 U	290 U	290 U	300 U	270 U	300 U	330 U	350 U
AROCLOR-1254	280 U	290 U	290 U	260 U	300 U	290 U	280 U	330 U	290 U	310 U	290 U	290 U	300 U	270 U	300 U	330 U	350 U
AROCLOR-1260	280 U	290 U	290 U	260 U	300 U	290 U	280 U	330 U	290 U	310 U	290 U	290 U	300 U	270 U	300 U	330 U	350 U
AROCLOR-1262	NA	NA	NA	NA	NA	NA	NA	NA	NA	NA	NA	NA	NA	NA	NA	NA	NA
AROCLOR-1268	NA	NA	NA	NA	NA	NA	NA	NA	NA	NA	NA	NA	NA	NA	NA	NA	NA
TOTAL AROCLOR	0 U	0 U	0 U	0 U	0 U	0 U	0 U	0 U	0 U	0 U	0 U	0 U	0 U	0 U	0 U	0 U	0 U

LOCATION	SB-064		SB-065					SB-066			SB-067					
SAMPLE ID	SB-64-05	SB-64-SS	SB-65-05	SB-65-10	SB-65-15	SB-65-20	SB-65-SS	SB-66-05	SB-66-10	SB-66-SS	SB-67-05	SB-67-10	SB-67-15	SB-67-20	SB-67-25	SB-67-SS
OU (Basement)																
SAMPLE DATE	20040924	20040924	20040917	20040917	20040917	20040917	20040917	20040923	20040923	20040923	20040927	20040927	20040927	20040927	20040927	20040927
SAMPLE CODE	NORMAL	NORMAL	NORMAL	NORMAL	NORMAL	NORMAL	NORMAL	NORMAL	NORMAL	NORMAL	NORMAL	NORMAL	NORMAL	NORMAL	NORMAL	NORMAL
MATRIX	SO	SO	SO	SO	SO	SO	SO	SO	SO	SO	SO	SO	SO	SO	SO	SO
SAMPLE TYPE	NORMAL	NORMAL	NORMAL	NORMAL	NORMAL	NORMAL	NORMAL	NORMAL	NORMAL	NORMAL	NORMAL	NORMAL	NORMAL	NORMAL	NORMAL	REMOVED
SUBMATRIX	SB	SS	SB	SB	SB	SB	SS	SB	SB	SS	SB	SB	SB	SB	SB	SS
TOP DEPTH	5	0	5	10	15	20	0	5	10	0	5	10	15	20	25	0
BOTTOM DEPTH	5	0	5	10	15	20	0	5	10	0	5	10	15	20	25	0
PCBS (MG/KG)																
AROCLOR-1016	NA	NA	NA	NA	NA	NA	NA	NA	NA	NA	NA	NA	NA	NA	NA	NA
AROCLOR-1221	NA	NA	NA	NA	NA	NA	NA	NA	NA	NA	NA	NA	NA	NA	NA	NA
AROCLOR-1232	NA	NA	NA	NA	NA	NA	NA	NA	NA	NA	NA	NA	NA	NA	NA	NA
AROCLOR-1242	NA	NA	NA	NA	NA	NA	NA	NA	NA	NA	NA	NA	NA	NA	NA	NA
AROCLOR-1248	NA	NA	NA	NA	NA	NA	NA	NA	NA	NA	NA	NA	NA	NA	NA	NA
AROCLOR-1254	NA	NA	NA	NA	NA	NA	NA	NA	NA	NA	NA	NA	NA	NA	NA	NA
AROCLOR-1260	NA	NA	NA	NA	NA	NA	NA	NA	NA	NA	NA	NA	NA	NA	NA	NA
TOTAL AROCLOR	NA	NA	NA	NA	NA	NA	NA	NA	NA	NA	NA	NA	NA	NA	NA	NA
PCBS (UG/KG)																
AROCLOR-1016	300 U	320 U	310 U	290 U	280 U	290 U	270 U	290 U	290 U	300 U	360 U	300 U	310 U	310 U	300 U	260 U
AROCLOR-1221	300 U	320 U	310 U	290 U	280 U	290 U	270 U	290 U	290 U	300 U	360 U	300 U	310 U	310 U	300 U	260 U
AROCLOR-1232	300 U	320 U	310 U	290 U	280 U	290 U	270 U	290 U	290 U	300 U	360 U	300 U	310 U	310 U	300 U	260 U
AROCLOR-1242	300 U	320 U	310 U	290 U	280 U	290 U	270 U	290 U	290 U	300 U	360 U	300 U	310 U	310 U	300 U	260 U
AROCLOR-1248	300 U	320 U	310 U	290 U	280 U	290 U	270 U	290 U	290 U	300 U	360 U	300 U	310 U	310 U	300 U	260 U
AROCLOR-1254	300 U	320 U	310 U	290 U	280 U	290 U	270 U	290 U	290 U	300 U	360 U	300 U	310 U	310 U	300 U	260 U
AROCLOR-1260	300 U	320 U	310 U	290 U	280 U	290 U	270 U	290 U	290 U	300 U	360 U	300 U	310 U	310 U	300 U	260 U
AROCLOR-1262	NA	NA	NA	NA	NA	NA	NA	NA	NA	NA	NA	NA	NA	NA	NA	NA
AROCLOR-1268	NA	NA	NA	NA	NA	NA	NA	NA	NA	NA	NA	NA	NA	NA	NA	NA
TOTAL AROCLOR	0 U	0 U	0 U	0 U	0 U	0 U	0 U	0 U	0 U	0 U	0 U	0 U	0 U	0 U	0 U	0 U

LOCATION	SB-077	SB-078	SB-081		SB-082		SB-083		SB-084		SB-085			
SAMPLE ID	SB-77-05	SB-78-05	SB-81-05	SB-81-SS	SB-82-05	SB-82-SS	SB-83-05	SB-83-SS	SB-84-05	SB-84-SS	SB-85-05	SB-85-10	SB-85-12	SB-85-SS
OU (Basement)														
SAMPLE DATE	20041007	20041007	20041109	20041109	20041109	20041109	20041102	20041102	20041103	20041103	20041105	20041115	20041115	20041105
SAMPLE CODE	NORMAL	NORMAL	NORMAL	NORMAL	NORMAL	NORMAL	NORMAL	NORMAL	NORMAL	NORMAL	NORMAL	NORMAL	NORMAL	NORMAL
MATRIX	SO	SO	SO	SO	SO	SO	SO	SO	SO	SO	SO	SO	SO	SO
SAMPLE TYPE	NORMAL	NORMAL	NORMAL	NORMAL	NORMAL	NORMAL	NORMAL	NORMAL	NORMAL	NORMAL	NORMAL	NORMAL	NORMAL	NORMAL
SUBMATRIX	SB	SB	SB	SS	SB	SS	SB	SS	SB	SS	SB	SB	SB	SS
TOP DEPTH	5	5	5	0	5	0	5	0	5	0	5	10	12	0
BOTTOM DEPTH	5	5	5	0	5	0	5	0	5	0	5	10	12	0
PCBS (MG/KG)														
AROCLOR-1016	NA	NA	NA	NA	NA	NA	NA	NA	NA	NA	NA	NA	NA	NA
AROCLOR-1221	NA	NA	NA	NA	NA	NA	NA	NA	NA	NA	NA	NA	NA	NA
AROCLOR-1232	NA	NA	NA	NA	NA	NA	NA	NA	NA	NA	NA	NA	NA	NA
AROCLOR-1242	NA	NA	NA	NA	NA	NA	NA	NA	NA	NA	NA	NA	NA	NA
AROCLOR-1248	NA	NA	NA	NA	NA	NA	NA	NA	NA	NA	NA	NA	NA	NA
AROCLOR-1254	NA	NA	NA	NA	NA	NA	NA	NA	NA	NA	NA	NA	NA	NA
AROCLOR-1260	NA	NA	NA	NA	NA	NA	NA	NA	NA	NA	NA	NA	NA	NA
TOTAL AROCLOR	NA	NA	NA	NA	NA	NA	NA	NA	NA	NA	NA	NA	NA	NA
PCBS (UG/KG)														
AROCLOR-1016	280 U	300 U	290 U	330 U	300 U	310 U	290 U	290 U	300 U	280 U	300 U	280 UJ	280 UJ	290 U
AROCLOR-1221	280 U	300 U	290 U	330 U	300 U	310 U	290 U	290 U	300 U	280 U	300 U	280 UJ	280 UJ	290 U
AROCLOR-1232	280 U	300 U	290 U	330 U	300 U	310 U	290 U	290 U	300 U	280 U	300 U	280 UJ	280 UJ	290 U
AROCLOR-1242	280 U	300 U	290 U	330 U	300 U	310 U	290 U	290 U	300 U	280 U	300 U	280 UJ	280 UJ	290 U
AROCLOR-1248	280 U	300 U	290 U	330 U	300 U	310 U	290 U	290 U	300 U	280 U	300 U	280 UJ	280 UJ	290 U
AROCLOR-1254	280 U	300 U	290 U	330 U	300 U	310 U	290 U	290 U	300 U	280 U	300 U	280 UJ	280 UJ	290 U
AROCLOR-1260	280 U	300 U	290 U	330 U	300 U	310 U	290 U	290 U	300 U	280 U	300 U	280 UJ	280 UJ	290 U
AROCLOR-1262	NA	NA	NA	NA	NA	NA	NA	NA	NA	NA	NA	NA	NA	NA
AROCLOR-1268	NA	NA	NA	NA	NA	NA	NA	NA	NA	NA	NA	NA	NA	NA
TOTAL AROCLOR	0 U	0 U	0 U	0 U	0 U	0 U	0 U	0 U	0 U	0 U	0 U	0 U	0 U	0 U

LOCATION	SB-086				SB-091		SB-092						
SAMPLE ID	SB-86-05	SB-86-10	SB-86-12	SB-86-SS	SB-91-05	SB-91-SS	SB-92-04	SB-92-SS	F-SB-93RE-1	F-SB-93RE-10	F-SB-93RE-11	F-SB-93RE-12	F-SB-93RE-13
OU (Basement)													
SAMPLE DATE	20041115	20041115	20041115	20041115	20040927	20040927	20040927	20040927	20090921	20090921	20090921	20090921	20090921
SAMPLE CODE	NORMAL	NORMAL	NORMAL	NORMAL	NORMAL	NORMAL	NORMAL	NORMAL	NORMAL	NORMAL	NORMAL	NORMAL	NORMAL
MATRIX	SO	SO	SO	SO	SO	SO	SO	SO	SO	SO	SO	SO	SO
SAMPLE TYPE	NORMAL	NORMAL	NORMAL	NORMAL	NORMAL	NORMAL	NORMAL	NORMAL	NORMAL	NORMAL	NORMAL	NORMAL	NORMAL
SUBMATRIX	SB	SB	SB	SS	SB	SS	SB	SS	SB	SB	SB	SB	SB
TOP DEPTH	5	10	12	0	5	0	4	0	1	10	11	12	13
BOTTOM DEPTH	5	10	12	0	5	0	4	0	1	10	11	12	13
PCBS (MG/KG)													
AROCLOR-1016	NA	NA	NA	NA	NA	NA	NA	NA	NA	NA	NA	NA	NA
AROCLOR-1221	NA	NA	NA	NA	NA	NA	NA	NA	NA	NA	NA	NA	NA
AROCLOR-1232	NA	NA	NA	NA	NA	NA	NA	NA	NA	NA	NA	NA	NA
AROCLOR-1242	NA	NA	NA	NA	NA	NA	NA	NA	NA	NA	NA	NA	NA
AROCLOR-1248	NA	NA	NA	NA	NA	NA	NA	NA	NA	NA	NA	NA	NA
AROCLOR-1254	NA	NA	NA	NA	NA	NA	NA	NA	NA	NA	NA	NA	NA
AROCLOR-1260	NA	NA	NA	NA	NA	NA	NA	NA	NA	NA	NA	NA	NA
TOTAL AROCLOR	NA	NA	NA	NA	NA	NA	NA	NA	NA	NA	NA	NA	NA
PCBS (UG/KG)													
AROCLOR-1016	290 UJ	280 UJ	280 UJ	300 UJ	290 U	290 U	290 U	260 U	23.000000 U	24.000000 U	24.000000 U	25.000000 U	29.000000 U
AROCLOR-1221	290 UJ	280 UJ	280 UJ	300 UJ	290 U	290 U	290 U	260 U	18.000000 U	19.000000 U	19.000000 U	19.000000 U	22.000000 U
AROCLOR-1232	290 UJ	280 UJ	280 UJ	300 UJ	290 U	290 U	290 U	260 U	16.000000 U	16.000000 U	16.000000 U	17.000000 U	19.000000 U
AROCLOR-1242	290 UJ	280 UJ	280 UJ	300 UJ	290 U	290 U	290 U	260 U	14.000000 U	15.000000 U	15.000000 U	15.000000 U	18.000000 U
AROCLOR-1248	290 UJ	280 UJ	280 UJ	300 UJ	290 U	290 U	290 U	260 U	19.000000 U	20.000000 U	20.000000 U	20.000000 U	23.000000 U
AROCLOR-1254	290 UJ	280 UJ	280 UJ	300 UJ	290 U	290 U	290 U	260 U	19.000000 U	20.000000 U	20.000000 U	20.000000 U	23.000000 U
AROCLOR-1260	290 UJ	280 UJ	280 UJ	410 J	290 U	780	290 U	260 U	120	20.000000 U	20.000000 U	20.000000 U	23.000000 U
AROCLOR-1262	NA	NA	NA	NA	NA	NA	NA	NA	NA	NA	NA	NA	NA
AROCLOR-1268	NA	NA	NA	NA	NA	NA	NA	NA	NA	NA	NA	NA	NA
TOTAL AROCLOR	0 U	0 U	0 U	410	0 U	780	0 U	0 U	120	0 U	0 U	0 U	0 U

LOCATION	SB-093												
SAMPLE ID	F-SB-93RE-14	F-SB-93RE-2	F-SB-93RE-3	F-SB-93RE-4	F-SB-93RE-5	F-SB-93RE-6	F-SB-93RE-7	F-SB-93RE-8	F-SB-93RE-9	SB-93-05	SB-93-10	SB-93-15	SB-93-SS
OU (Basement)													
SAMPLE DATE	20090921	20090921	20090921	20090921	20090921	20090921	20090921	20090921	20090921	20040916	20040916	20040916	20040916
SAMPLE CODE	NORMAL	NORMAL	NORMAL	NORMAL	NORMAL	NORMAL	NORMAL	NORMAL	NORMAL	NORMAL	NORMAL	NORMAL	NORMAL
MATRIX	SO	SO	SO	SO	SO	SO	SO	SO	SO	SO	SO	SO	SO
SAMPLE TYPE	NORMAL	NORMAL	NORMAL	NORMAL	NORMAL	NORMAL	NORMAL	NORMAL	NORMAL	NORMAL	NORMAL	NORMAL	NORMAL
SUBMATRIX	SB	SB	SB	SB	SB	SB	SB	SB	SB	SB	SB	SB	SS
TOP DEPTH	14	2	3	4	5	6	7	8	9	5	10	15	0
BOTTOM DEPTH	14	2	3	4	5	6	7	8	9	5	10	15	1
PCBS (MG/KG)													
AROCLOR-1016	NA	NA	NA	NA	NA	NA	NA	NA	NA	NA	NA	NA	NA
AROCLOR-1221	NA	NA	NA	NA	NA	NA	NA	NA	NA	NA	NA	NA	NA
AROCLOR-1232	NA	NA	NA	NA	NA	NA	NA	NA	NA	NA	NA	NA	NA
AROCLOR-1242	NA	NA	NA	NA	NA	NA	NA	NA	NA	NA	NA	NA	NA
AROCLOR-1248	NA	NA	NA	NA	NA	NA	NA	NA	NA	NA	NA	NA	NA
AROCLOR-1254	NA	NA	NA	NA	NA	NA	NA	NA	NA	NA	NA	NA	NA
AROCLOR-1260	NA	NA	NA	NA	NA	NA	NA	NA	NA	NA	NA	NA	NA
TOTAL AROCLOR	NA	NA	NA	NA	NA	NA	NA	NA	NA	NA	NA	NA	NA
PCBS (UG/KG)													
AROCLOR-1016	26.000000 U	25.000000 U	24.000000 U	25.000000 U	24.000000 U	24.000000 U	25.000000 U	24.000000 U	25.000000 U	290 U	290 U	290 U	330 U
AROCLOR-1221	20.000000 U	19.000000 U	18.000000 U	19.000000 U	18.000000 U	19.000000 U	19.000000 U	18.000000 U	19.000000 U	290 U	290 U	290 U	330 U
AROCLOR-1232	18.000000 U	17.000000 U	16.000000 U	16.000000 U	16.000000 U	16.000000 U	16.000000 U	16.000000 U	16.000000 U	290 U	290 U	290 U	330 U
AROCLOR-1242	16.000000 U	16.000000 U	15.000000 U	15.000000 U	15.000000 U	15.000000 U	15.000000 U	15.000000 U	15.000000 U	290 U	290 U	290 U	330 U
AROCLOR-1248	21.000000 U	20.000000 U	19.000000 U	20.000000 U	19.000000 U	20.000000 U	20.000000 U	20.000000 U	20.000000 U	290 U	290 U	290 U	330 U
AROCLOR-1254	21.000000 U	20.000000 U	19.000000 U	20.000000 U	19.000000 U	20.000000 U	20.000000 U	20.000000 U	20.000000 U	290 U	290 U	290 U	330 U
AROCLOR-1260	21.000000 U	20.000000 U	19.000000 U	20.000000 U	19.000000 U	20.000000 U	20.000000 U	20.000000 U	20.000000 U	290 U	290 U	290 U	800
AROCLOR-1262	NA	NA	NA	NA	NA	NA	NA	NA	NA	NA	NA	NA	NA
AROCLOR-1268	NA	NA	NA	NA	NA	NA	NA	NA	NA	NA	NA	NA	NA
TOTAL AROCLOR	0 U	0 U	0 U	0 U	0 U	0 U	0 U	0 U	0 U	0 U	0 U	0 U	800

LOCATION	SB-094														
SAMPLE ID	F-SB-94RE-1	F-SB-94RE-10	F-SB-94RE-11	F-SB-94RE-12	F-SB-94RE-12-AVG	F-SB-94RE-12-D	F-SB-94RE-13	F-SB-94RE-14	F-SB-94RE-15	F-SB-94RE-2	F-SB-94RE-3	F-SB-94RE-4	F-SB-94RE-5	F-SB-94RE-6	F-SB-94RE-7
OU (Basement)															
SAMPLE DATE	20090921	20090921	20090921	20090921	20090921	20090921	20090921	20090921	20090921	20090921	20090921	20090921	20090921	20090921	20090921
SAMPLE CODE	NORMAL	NORMAL	NORMAL	ORIG	AVG	DUP	NORMAL	NORMAL	NORMAL	NORMAL	NORMAL	NORMAL	NORMAL	NORMAL	NORMAL
MATRIX	SO	SO	SO	SO	SO	SO	SO	SO	SO	SO	SO	SO	SO	SO	SO
SAMPLE TYPE	NORMAL	NORMAL	NORMAL	NORMAL	NORMAL	NORMAL	NORMAL	NORMAL	NORMAL	NORMAL	NORMAL	NORMAL	NORMAL	NORMAL	NORMAL
SUBMATRIX	SB	SB	SB	SB	SB	SB	SB	SB	SB	SB	SB	SB	SB	SB	SB
TOP DEPTH	1	10	11	12	12	12	13	14	15	2	3	4	5	6	7
BOTTOM DEPTH	1	10	11	12	12	12	13	14	15	2	3	4	5	6	7
PCBS (MG/KG)															
AROCLOR-1016	NA	NA	NA	NA	NA	NA	NA	NA	NA	NA	NA	NA	NA	NA	NA
AROCLOR-1221	NA	NA	NA	NA	NA	NA	NA	NA	NA	NA	NA	NA	NA	NA	NA
AROCLOR-1232	NA	NA	NA	NA	NA	NA	NA	NA	NA	NA	NA	NA	NA	NA	NA
AROCLOR-1242	NA	NA	NA	NA	NA	NA	NA	NA	NA	NA	NA	NA	NA	NA	NA
AROCLOR-1248	NA	NA	NA	NA	NA	NA	NA	NA	NA	NA	NA	NA	NA	NA	NA
AROCLOR-1254	NA	NA	NA	NA	NA	NA	NA	NA	NA	NA	NA	NA	NA	NA	NA
AROCLOR-1260	NA	NA	NA	NA	NA	NA	NA	NA	NA	NA	NA	NA	NA	NA	NA
TOTAL AROCLOR	NA	NA	NA	NA	NA	NA	NA	NA	NA	NA	NA	NA	NA	NA	NA
PCBS (UG/KG)															
AROCLOR-1016	24.0 U	25.0 U	25.0 U	24.0 U	24 U	24.0 U	26. U	26.0 U	26.0 U	26.0 U	25.0 U	25.0 U	24.0 U	24.0 U	25.0 U
AROCLOR-1221	18.0 U	19.0 U	19.0 U	18.0 U	18 U	18.0 U	20.0 U	20.0 U	20.0 U	20.0 U	19.0 U	19.0 U	19.0 U	19.0 U	19.0 U
AROCLOR-1232	16.0 U	17.0 U	17.0 U	16.0 U	16 U	16.0 U	17.0 U	17.0 U	18.0 U	17.0 U	17.0 U	16.0 U	16.0 U	16.0 U	17.0 U
AROCLOR-1242	15.0 U	16.0 U	16.0 U	15.0 U	15 U	15.0 U	16.0 U	16.0 U	16.0 U	16.0 U	16.0 U	15.0 U	15.0 U	15.0 U	15.0 U
AROCLOR-1248	20.0 U	20.0 U	20.0 U	19.0 U	19 U	19.0 U	21.0 U	21.0 U	21.0 U	21.0 U	20.0 U	20.0 U	20.0 U	20.0 U	20.0 U
AROCLOR-1254	20.0 U	20.0 U	20.0 U	19.0 U	19 U	19.0 U	21.0 U	21.0 U	21.0 U	21.0 U	20.0 U	20.0 U	20.0 U	20.0 U	20.0 U
AROCLOR-1260	20.0 U	20.0 U	20.0 U	19.0 U	19 U	19.0 U	21.0 U	21.0 U	21.0 U	21.0 U	20.0 U	20.0 U	20.0 U	20.0 U	20.0 U
AROCLOR-1262	NA	NA	NA	NA	NA	NA	NA	NA	NA	NA	NA	NA	NA	NA	NA
AROCLOR-1268	NA	NA	NA	NA	NA	NA	NA	NA	NA	NA	NA	NA	NA	NA	NA
TOTAL AROCLOR	0 U	0 U	0 U	0 U	0 U	0 U	0 U	0 U	0 U	0 U	0 U	0 U	0 U	0 U	0 U

LOCATION	SB-094						SB-095			SB-096				SB-105	
SAMPLE ID	F-SB-94RE-8	F-SB-94RE-9	SB-94-05	SB-94-10	SB-94-15	SB-94-SS	SB-95-05	SB-95-10	SB-95-SS	SB-96-05	SB-96-10	SB-96-15	SB-96-SS	SB-105-01	SB-105-05
OU (Basement)															
SAMPLE DATE	20090921	20090921	20040916	20040916	20040916	20040916	20040916	20040916	20040916	20040916	20040916	20040916	20040916	20041015	20041015
SAMPLE CODE	NORMAL	NORMAL	NORMAL	NORMAL	NORMAL	NORMAL	NORMAL	NORMAL	NORMAL	NORMAL	NORMAL	NORMAL	NORMAL	NORMAL	NORMAL
MATRIX	SO	SO	SO	SO	SO	SO	SO	SO	SO	SO	SO	SO	SO	SO	SO
SAMPLE TYPE	NORMAL	NORMAL	NORMAL	NORMAL	NORMAL	NORMAL	NORMAL	NORMAL	REMOVED	NORMAL	NORMAL	NORMAL	NORMAL	NORMAL	NORMAL
SUBMATRIX	SB	SB	SB	SB	SB	SS	SB	SB	SS	SB	SB	SB	SS	SB	SB
TOP DEPTH	8	9	5	10	15	0	5	10	0	5	10	15	0	1	5
BOTTOM DEPTH	8	9	5	10	15	1	5	10	1	5	10	15	1	1	5
PCBS (MG/KG)															
AROCLOR-1016	NA	NA	NA	NA	NA	NA	NA	NA	NA	NA	NA	NA	NA	NA	NA
AROCLOR-1221	NA	NA	NA	NA	NA	NA	NA	NA	NA	NA	NA	NA	NA	NA	NA
AROCLOR-1232	NA	NA	NA	NA	NA	NA	NA	NA	NA	NA	NA	NA	NA	NA	NA
AROCLOR-1242	NA	NA	NA	NA	NA	NA	NA	NA	NA	NA	NA	NA	NA	NA	NA
AROCLOR-1248	NA	NA	NA	NA	NA	NA	NA	NA	NA	NA	NA	NA	NA	NA	NA
AROCLOR-1254	NA	NA	NA	NA	NA	NA	NA	NA	NA	NA	NA	NA	NA	NA	NA
AROCLOR-1260	NA	NA	NA	NA	NA	NA	NA	NA	NA	NA	NA	NA	NA	NA	NA
TOTAL AROCLOR	NA	NA	NA	NA	NA	NA	NA	NA	NA	NA	NA	NA	NA	NA	NA
PCBS (UG/KG)															
AROCLOR-1016	24.0 U	24.0 U	290 U	290 U	300 U	1300 U	300 U	290 U	300 U	290 U	290 U	300 U	280 U	280 U	280 U
AROCLOR-1221	18.0 U	18.0 U	290 U	290 U	300 U	1300 U	300 U	290 U	300 U	290 U	290 U	300 U	280 U	280 U	280 U
AROCLOR-1232	16.0 U	16.0 U	290 U	290 U	300 U	1300 U	300 U	290 U	300 U	290 U	290 U	300 U	280 U	280 U	280 U
AROCLOR-1242	15.0 U	15.0 U	290 U	290 U	300 U	1300 U	300 U	290 U	300 U	290 U	290 U	300 U	280 U	280 U	280 U
AROCLOR-1248	20.0 U	20.0 U	290 U	290 U	300 U	1300 U	300 U	290 U	300 U	290 U	290 U	300 U	280 U	280 U	280 U
AROCLOR-1254	20.0 U	20.0 U	290 U	290 U	300 U	1300 U	300 U	290 U	300 U	290 U	290 U	300 U	280 U	280 U	280 U
AROCLOR-1260	20.0 U	20.0 U	290 U	290 U	300 U	1400	300 U	290 U	300 U	290 U	290 U	300 U	280 U	280 U	280 U
AROCLOR-1262	NA	NA	NA	NA	NA	NA	NA	NA	NA	NA	NA	NA	NA	NA	NA
AROCLOR-1268	NA	NA	NA	NA	NA	NA	NA	NA	NA	NA	NA	NA	NA	NA	NA
TOTAL AROCLOR	0 U	0 U	0 U	0 U	0 U	1400	0 U	0 U	0 U	0 U	0 U	0 U	0 U	0 U	0 U

LOCATION	SB-106			SB-107		SB-108			SB-109			SB-110		
SAMPLE ID	SB-106-01	SB-106-05	SB-106-10	SB-107-01	SB-107-05	SB-108-01	SB-108-05	SB-108-10	SB-109-01	SB-109-05	SB-109-10	SB-110-01	SB-110-05	SB-110-10
OU (Basement)														
SAMPLE DATE	20041015	20041015	20041015	20041013	20041013	20041013	20041013	20041013	20041012	20041012	20041012	20041012	20041012	20041012
SAMPLE CODE	NORMAL	NORMAL	NORMAL	NORMAL	NORMAL	NORMAL	NORMAL	NORMAL	NORMAL	NORMAL	NORMAL	NORMAL	NORMAL	NORMAL
MATRIX	SO	SO	SO	SO	SO	SO	SO	SO	SO	SO	SO	SO	SO	SO
SAMPLE TYPE	NORMAL	NORMAL	NORMAL	NORMAL	NORMAL	NORMAL	NORMAL	NORMAL	NORMAL	NORMAL	NORMAL	NORMAL	NORMAL	NORMAL
SUBMATRIX	SB	SB	SB	SB	SB	SB	SB	SB	SB	SB	SB	SB	SB	SB
TOP DEPTH	1	5	10	1	5	1	5	10	1	5	10	1	5	10
BOTTOM DEPTH	1	5	10	1	5	1	5	10	1	5	10	1	5	10
PCBS (MG/KG)														
AROCLOR-1016	NA	NA	NA	NA	NA	NA	NA	NA	NA	NA	NA	NA	NA	NA
AROCLOR-1221	NA	NA	NA	NA	NA	NA	NA	NA	NA	NA	NA	NA	NA	NA
AROCLOR-1232	NA	NA	NA	NA	NA	NA	NA	NA	NA	NA	NA	NA	NA	NA
AROCLOR-1242	NA	NA	NA	NA	NA	NA	NA	NA	NA	NA	NA	NA	NA	NA
AROCLOR-1248	NA	NA	NA	NA	NA	NA	NA	NA	NA	NA	NA	NA	NA	NA
AROCLOR-1254	NA	NA	NA	NA	NA	NA	NA	NA	NA	NA	NA	NA	NA	NA
AROCLOR-1260	NA	NA	NA	NA	NA	NA	NA	NA	NA	NA	NA	NA	NA	NA
TOTAL AROCLOR	NA	NA	NA	NA	NA	NA	NA	NA	NA	NA	NA	NA	NA	NA
PCBS (UG/KG)														
AROCLOR-1016	280 U	280 U	290 U	270 U	270 U	270 U	280 U	310 U	270 U	290 U	280 U	270 U	270 U	290 U
AROCLOR-1221	280 U	280 U	290 U	270 U	270 U	270 U	280 U	310 U	270 U	290 U	280 U	270 U	270 U	290 U
AROCLOR-1232	280 U	280 U	290 U	270 U	270 U	270 U	280 U	310 U	270 U	290 U	280 U	270 U	270 U	290 U
AROCLOR-1242	280 U	280 U	290 U	270 U	270 U	270 U	280 U	310 U	270 U	290 U	280 U	270 U	270 U	290 U
AROCLOR-1248	280 U	280 U	290 U	270 U	270 U	270 U	280 U	310 U	270 U	290 U	280 U	270 U	270 U	290 U
AROCLOR-1254	280 U	280 U	290 U	270 U	270 U	270 U	280 U	310 U	270 U	290 U	280 U	270 U	270 U	290 U
AROCLOR-1260	280 U	280 U	290 U	270 U	270 U	270 U	280 U	310 U	270 U	290 U	280 U	270 U	270 U	290 U
AROCLOR-1262	NA	NA	NA	NA	NA	NA	NA	NA	NA	NA	NA	NA	NA	NA
AROCLOR-1268	NA	NA	NA	NA	NA	NA	NA	NA	NA	NA	NA	NA	NA	NA
TOTAL AROCLOR	0 U	0 U	0 U	0 U	0 U	0 U	0 U	0 U	0 U	0 U	0 U	0 U	0 U	0 U

LOCATION	SB-115		SB-116	SB-117		SB-118	SB-119		SB-121		SB-123		SB-135		
SAMPLE ID	SB-115-01	SB-115-05	SB-116-01	SB-117-01	SB-117-05	SB-118-01	SB-119-01	SB-119-05	SB-121-01	SB-121-04	SB-123-01	SB-123-05	SB-135-01	SB-135-05	SB-135-10
OU (Basement)	basement	basement	basement	basement	basement	basement	basement	basement	basement	basement	basement	basement			
SAMPLE DATE	20041209	20041209	20041209	20041209	20041209	20041213	20041213	20041213	20041213	20041213	20041214	20041214	20041015	20041015	20041015
SAMPLE CODE	NORMAL	NORMAL	NORMAL	NORMAL	NORMAL	NORMAL	NORMAL	NORMAL	NORMAL	NORMAL	NORMAL	NORMAL	NORMAL	NORMAL	NORMAL
MATRIX	SO	SO	SO	SO	SO	SO	SO	SO	SO	SO	SO	SO	SO	SO	SO
SAMPLE TYPE	NORMAL	NORMAL	NORMAL	NORMAL	NORMAL	NORMAL	NORMAL	NORMAL	NORMAL	NORMAL	NORMAL	NORMAL	NORMAL	NORMAL	NORMAL
SUBMATRIX	SB	SB	SB	SB	SB	SB	SB	SB	SB	SB	SB	SB	SB	SB	SB
TOP DEPTH	1	5	1	1	5	1	1	5	1	4	1	5	1	5	10
BOTTOM DEPTH	1	5	1	1	5	1	1	5	1	4	1	5	1	5	10
PCBS (MG/KG)															
AROCLOR-1016	NA	NA	NA	NA	NA	NA	NA	NA	NA	NA	NA	NA	NA	NA	NA
AROCLOR-1221	NA	NA	NA	NA	NA	NA	NA	NA	NA	NA	NA	NA	NA	NA	NA
AROCLOR-1232	NA	NA	NA	NA	NA	NA	NA	NA	NA	NA	NA	NA	NA	NA	NA
AROCLOR-1242	NA	NA	NA	NA	NA	NA	NA	NA	NA	NA	NA	NA	NA	NA	NA
AROCLOR-1248	NA	NA	NA	NA	NA	NA	NA	NA	NA	NA	NA	NA	NA	NA	NA
AROCLOR-1254	NA	NA	NA	NA	NA	NA	NA	NA	NA	NA	NA	NA	NA	NA	NA
AROCLOR-1260	NA	NA	NA	NA	NA	NA	NA	NA	NA	NA	NA	NA	NA	NA	NA
TOTAL AROCLOR	NA	NA	NA	NA	NA	NA	NA	NA	NA	NA	NA	NA	NA	NA	NA
PCBS (UG/KG)															
AROCLOR-1016	300 U	300 U	300 U	300 U	300 U	300 U	300 U	300 U	300 U	290 U	300 U	300 U	280 U	280 U	300 U
AROCLOR-1221	300 U	300 U	300 U	300 U	300 U	300 U	300 U	300 U	300 U	290 U	300 U	300 U	280 U	280 U	300 U
AROCLOR-1232	300 U	300 U	300 U	300 U	300 U	300 U	300 U	300 U	300 U	290 U	300 U	300 U	280 U	280 U	300 U
AROCLOR-1242	300 U	300 U	300 U	300 U	300 U	300 U	300 U	300 U	300 U	290 U	300 U	300 U	280 U	280 U	300 U
AROCLOR-1248	300 U	300 U	300 U	300 U	300 U	300 U	300 U	300 U	300 U	290 U	300 U	300 U	280 U	280 U	300 U
AROCLOR-1254	300 U	300 U	300 U	300 U	300 U	300 U	300 U	300 U	300 U	290 U	300 U	300 U	280 U	280 U	300 U
AROCLOR-1260	300 U	300 U	300 U	300 U	300 U	300 U	300 U	300 U	300 U	290 U	300 U	300 U	280 U	280 U	300 U
AROCLOR-1262	NA	NA	NA	NA	NA	NA	NA	NA	NA	NA	NA	NA	NA	NA	NA
AROCLOR-1268	NA	NA	NA	NA	NA	NA	NA	NA	NA	NA	NA	NA	NA	NA	NA
TOTAL AROCLOR	0 U	0 U	0 U	0 U	0 U	0 U	0 U	0 U	0 U	0 U	0 U	0 U	0 U	0 U	0 U

LOCATION	SB-136		SB-137		SB-139		SB-142	SB-143	SB-145	SB-149			SB-155		
SAMPLE ID	SB-136-01	SB-136-05	SB-137-01	SB-137-05	SB-139-01	SB-139-05	SB-142-01	SB-143-01	SB-145-01	SB-149-05	SB-149-10	SB-149-SS	SB-155-05	SB-155-10	SB-155-SS
OU (Basement)							basement	basement	basement						
SAMPLE DATE	20041118	20041118	20041015	20041015	20041118	20041118	20041208	20041208	20041208	20041129	20041129	20041129	20041006	20041006	20041006
SAMPLE CODE	NORMAL	NORMAL	NORMAL	NORMAL	NORMAL	NORMAL	NORMAL	NORMAL	NORMAL	NORMAL	NORMAL	NORMAL	NORMAL	NORMAL	NORMAL
MATRIX	SO	SO	SO	SO	SO	SO	SO	SO	SO	SO	SO	SO	SO	SO	SO
SAMPLE TYPE	NORMAL	NORMAL	NORMAL	NORMAL	NORMAL	NORMAL	NORMAL	NORMAL	NORMAL	NORMAL	NORMAL	NORMAL	NORMAL	NORMAL	NORMAL
SUBMATRIX	SB	SB	SB	SB	SB	SB	SB	SB	SB	SB	SB	SS	SB	SB	SS
TOP DEPTH	1	5	1	5	1	5	1	1	1	5	10	0	5	10	0
BOTTOM DEPTH	1	5	1	5	1	5	1	1	1	5	10	0	5	10	0
PCBS (MG/KG)															
AROCLOR-1016	NA	NA	NA	NA	NA	NA	NA	NA	NA	NA	NA	NA	NA	NA	NA
AROCLOR-1221	NA	NA	NA	NA	NA	NA	NA	NA	NA	NA	NA	NA	NA	NA	NA
AROCLOR-1232	NA	NA	NA	NA	NA	NA	NA	NA	NA	NA	NA	NA	NA	NA	NA
AROCLOR-1242	NA	NA	NA	NA	NA	NA	NA	NA	NA	NA	NA	NA	NA	NA	NA
AROCLOR-1248	NA	NA	NA	NA	NA	NA	NA	NA	NA	NA	NA	NA	NA	NA	NA
AROCLOR-1254	NA	NA	NA	NA	NA	NA	NA	NA	NA	NA	NA	NA	NA	NA	NA
AROCLOR-1260	NA	NA	NA	NA	NA	NA	NA	NA	NA	NA	NA	NA	NA	NA	NA
TOTAL AROCLOR	NA	NA	NA	NA	NA	NA	NA	NA	NA	NA	NA	NA	NA	NA	NA
PCBS (UG/KG)															
AROCLOR-1016	270 U	280 U	280 U	270 U	260 U	270 U	300 U	300 U	300 U	290 U	280 U	290 U	300 U	300 U	280 U
AROCLOR-1221	270 U	280 U	280 U	270 U	260 U	270 U	300 U	300 U	300 U	290 U	280 U	290 U	300 U	300 U	280 U
AROCLOR-1232	270 U	280 U	280 U	270 U	260 U	270 U	300 U	300 U	300 U	290 U	280 U	290 U	300 U	300 U	280 U
AROCLOR-1242	270 U	280 U	280 U	270 U	260 U	270 U	300 U	300 U	300 U	290 U	280 U	290 U	300 U	300 U	280 U
AROCLOR-1248	270 U	280 U	280 U	270 U	260 U	270 U	300 U	300 U	300 U	290 U	280 U	290 U	300 U	300 U	280 U
AROCLOR-1254	270 U	280 U	280 U	270 U	260 U	270 U	300 U	300 U	300 U	290 U	280 U	290 U	300 U	300 U	280 U
AROCLOR-1260	270 U	280 U	280 U	270 U	260 U	270 U	300 U	300 U	300 U	290 U	280 U	290 U	300 U	300 U	280 U
AROCLOR-1262	NA	NA	NA	NA	NA	NA	NA	NA	NA	NA	NA	NA	NA	NA	NA
AROCLOR-1268	NA	NA	NA	NA	NA	NA	NA	NA	NA	NA	NA	NA	NA	NA	NA
TOTAL AROCLOR	0 U	0 U	0 U	0 U	0 U	0 U	0 U	0 U	0 U	0 U	0 U	0 U	0 U	0 U	0 U

LOCATION	SB-156			SB-157			SB-158			SB-159				SB-160		
SAMPLE ID	SB-156-05	SB-156-10	SB-156-SS	SB-157-05	SB-157-10	SB-157-SS	SB-158-05	SB-158-10	SB-158-SS	SB-159-05	SB-159-10	SB-159-15	SB-159-SS	SB-160-05	SB-160-10	SB-160-SS
OU (Basement)																
SAMPLE DATE	20041027	20041027	20041027	20041005	20041005	20041005	20041006	20041006	20041006	20041006	20041006	20041006	20041006	20041006	20041006	20041006
SAMPLE CODE	NORMAL	NORMAL	NORMAL	NORMAL	NORMAL	NORMAL	NORMAL	NORMAL	NORMAL	NORMAL	NORMAL	NORMAL	NORMAL	NORMAL	NORMAL	NORMAL
MATRIX	SO	SO	SO	SO	SO	SO	SO	SO	SO	SO	SO	SO	SO	SO	SO	SO
SAMPLE TYPE	NORMAL	NORMAL	NORMAL	NORMAL	NORMAL	NORMAL	NORMAL	NORMAL	NORMAL	NORMAL	NORMAL	NORMAL	NORMAL	NORMAL	NORMAL	NORMAL
SUBMATRIX	SB	SB	SS	SB	SB	SS	SB	SB	SS	SB	SB	SB	SS	SB	SB	SS
TOP DEPTH	5	10	0	5	10	0	5	10	0	5	10	15	0	5	10	0
BOTTOM DEPTH	5	10	0	5	10	0	5	10	0	5	10	15	0	5	10	0
PCBS (MG/KG)																
AROCLOR-1016	NA	NA	NA	NA	NA	NA	NA	NA	NA	NA	NA	NA	NA	NA	NA	NA
AROCLOR-1221	NA	NA	NA	NA	NA	NA	NA	NA	NA	NA	NA	NA	NA	NA	NA	NA
AROCLOR-1232	NA	NA	NA	NA	NA	NA	NA	NA	NA	NA	NA	NA	NA	NA	NA	NA
AROCLOR-1242	NA	NA	NA	NA	NA	NA	NA	NA	NA	NA	NA	NA	NA	NA	NA	NA
AROCLOR-1248	NA	NA	NA	NA	NA	NA	NA	NA	NA	NA	NA	NA	NA	NA	NA	NA
AROCLOR-1254	NA	NA	NA	NA	NA	NA	NA	NA	NA	NA	NA	NA	NA	NA	NA	NA
AROCLOR-1260	NA	NA	NA	NA	NA	NA	NA	NA	NA	NA	NA	NA	NA	NA	NA	NA
TOTAL AROCLOR	NA	NA	NA	NA	NA	NA	NA	NA	NA	NA	NA	NA	NA	NA	NA	NA
PCBS (UG/KG)																
AROCLOR-1016	290 U	330 U	290 U	290 U	290 U	290 U	280 U	300 U	290 U	300 U	290 U	290 U	300 U	290 U	290 U	260 U
AROCLOR-1221	290 U	330 U	290 U	290 U	290 U	290 U	280 U	300 U	290 U	300 U	290 U	290 U	300 U	290 U	290 U	260 U
AROCLOR-1232	290 U	330 U	290 U	290 U	290 U	290 U	280 U	300 U	290 U	300 U	290 U	290 U	300 U	290 U	290 U	260 U
AROCLOR-1242	290 U	330 U	290 U	290 U	290 U	290 U	280 U	300 U	290 U	300 U	290 U	290 U	300 U	290 U	290 U	260 U
AROCLOR-1248	290 U	330 U	290 U	290 U	290 U	290 U	280 U	300 U	290 U	300 U	290 U	290 U	300 U	290 U	290 U	260 U
AROCLOR-1254	290 U	330 U	290 U	290 U	290 U	290 U	280 U	300 U	290 U	300 U	290 U	290 U	300 U	290 U	290 U	260 U
AROCLOR-1260	290 U	330 U	290 U	290 U	290 U	290 U	280 U	300 U	290 U	300 U	290 U	290 U	300 U	290 U	290 U	260 U
AROCLOR-1262	NA	NA	NA	NA	NA	NA	NA	NA	NA	NA	NA	NA	NA	NA	NA	NA
AROCLOR-1268	NA	NA	NA	NA	NA	NA	NA	NA	NA	NA	NA	NA	NA	NA	NA	NA
TOTAL AROCLOR	0 U	0 U	0 U	0 U	0 U	0 U	0 U	0 U	0 U	0 U	0 U	0 U	0 U	0 U	0 U	0 U

LOCATION	SB-161				SB-162					SB-165	SB-166	SB-194		
SAMPLE ID	SB-161-05	SB-161-10	SB-161-20	SB-161-SS	SB-162-05	SB-162-10	SB-162-15	SB-162-20	SB-162-SS	SB-165-11	SB-166-09	SB-194-05	SB-194-10	SB-194-SS
OU (Basement)														
SAMPLE DATE	20041008	20041008	20041008	20041008	20041025	20041008	20041008	20041008	20041025	20041203	20041203	20050511	20050511	20050511
SAMPLE CODE	NORMAL	NORMAL	NORMAL	NORMAL	NORMAL	NORMAL	NORMAL	NORMAL	NORMAL	NORMAL	NORMAL	NORMAL	NORMAL	NORMAL
MATRIX	SO	SO	SO	SO	SO	SO	SO	SO	SO	SO	SO	SO	SO	SO
SAMPLE TYPE	NORMAL	NORMAL	NORMAL	NORMAL	NORMAL	NORMAL	NORMAL	NORMAL	NORMAL	NORMAL	NORMAL	NORMAL	NORMAL	NORMAL
SUBMATRIX	SB	SB	SB	SS	SB	SB	SB	SB	SS	SB	SB	SB	SB	SS
TOP DEPTH	5	10	20	0	5	10	15	20	0	11	9	5	10	0
BOTTOM DEPTH	5	10	20	0	5	10	15	20	0	11	9	5	10	1
PCBS (MG/KG)														
AROCLOR-1016	NA	NA	NA	NA	NA	NA	NA	NA	NA	NA	NA	NA	NA	NA
AROCLOR-1221	NA	NA	NA	NA	NA	NA	NA	NA	NA	NA	NA	NA	NA	NA
AROCLOR-1232	NA	NA	NA	NA	NA	NA	NA	NA	NA	NA	NA	NA	NA	NA
AROCLOR-1242	NA	NA	NA	NA	NA	NA	NA	NA	NA	NA	NA	NA	NA	NA
AROCLOR-1248	NA	NA	NA	NA	NA	NA	NA	NA	NA	NA	NA	NA	NA	NA
AROCLOR-1254	NA	NA	NA	NA	NA	NA	NA	NA	NA	NA	NA	NA	NA	NA
AROCLOR-1260	NA	NA	NA	NA	NA	NA	NA	NA	NA	NA	NA	NA	NA	NA
TOTAL AROCLOR	NA	NA	NA	NA	NA	NA	NA	NA	NA	NA	NA	NA	NA	NA
PCBS (UG/KG)														
AROCLOR-1016	300 U	290 U	280 U	280 U	310 U	290 U	300 U	290 U	280 U	270 U	270 U	38 U	37 U	36 U
AROCLOR-1221	300 U	290 U	280 U	280 U	310 U	290 U	300 U	290 U	280 U	270 U	270 U	38 U	37 U	36 U
AROCLOR-1232	300 U	290 U	280 U	280 U	310 U	290 U	300 U	290 U	280 U	270 U	270 U	38 U	37 U	36 U
AROCLOR-1242	300 U	290 U	280 U	280 U	310 U	290 U	300 U	290 U	280 U	270 U	270 U	38 U	37 U	36 U
AROCLOR-1248	300 U	290 U	280 U	280 U	310 U	290 U	300 U	290 U	280 U	270 U	270 U	38 U	37 U	36 U
AROCLOR-1254	300 U	290 U	280 U	280 U	310 U	290 U	300 U	290 U	280 U	270 U	270 U	38 U	37 U	36 U
AROCLOR-1260	300 U	290 U	280 U	280 U	310 U	290 U	300 U	290 U	280 U	270 U	270 U	38 U	37 U	36 U
AROCLOR-1262	NA	NA	NA	NA	NA	NA	NA	NA	NA	NA	NA	NA	NA	NA
AROCLOR-1268	NA	NA	NA	NA	NA	NA	NA	NA	NA	NA	NA	NA	NA	NA
TOTAL AROCLOR	0 U	0 U	0 U	0 U	0 U	0 U	0 U	0 U	0 U	0 U	0 U	0 U	0 U	0 U

LOCATION	SB-195			SB-196			SB-197			SB-198			SB-199		
SAMPLE ID	SB-195-05	SB-195-10	SB-195-SS	SB-196-05	SB-196-10	SB-196-SS	SB-197-05	SB-197-10	SB-197-SS	SB-198-05	SB-198-10	SB-198-SS	SB-199-05	SB-199-10	SB-199-SS
OU (Basement)															
SAMPLE DATE	20050510	20050510	20050510	20050511	20050511	20050511	20050511	20050511	20050511	20050511	20050511	20050511	20050511	20050511	20050511
SAMPLE CODE	NORMAL	NORMAL	NORMAL	NORMAL	NORMAL	NORMAL	NORMAL	NORMAL	NORMAL	NORMAL	NORMAL	NORMAL	NORMAL	NORMAL	NORMAL
MATRIX	SO	SO	SO	SO	SO	SO	SO	SO	SO	SO	SO	SO	SO	SO	SO
SAMPLE TYPE	NORMAL	NORMAL	NORMAL	NORMAL	NORMAL	NORMAL	NORMAL	NORMAL	NORMAL	NORMAL	NORMAL	NORMAL	NORMAL	NORMAL	NORMAL
SUBMATRIX	SB	SB	SS	SB	SB	SS	SB	SB	SS	SB	SB	SS	SB	SB	SS
TOP DEPTH	5	10	0	5	10	0	5	10	0	5	10	0	5	10	0
BOTTOM DEPTH	5	10	1	5	10	1	5	10	1	5	10	1	5	10	1
PCBS (MG/KG)															
AROCLOR-1016	NA	NA	NA	NA	NA	NA	NA	NA	NA	NA	NA	NA	NA	NA	NA
AROCLOR-1221	NA	NA	NA	NA	NA	NA	NA	NA	NA	NA	NA	NA	NA	NA	NA
AROCLOR-1232	NA	NA	NA	NA	NA	NA	NA	NA	NA	NA	NA	NA	NA	NA	NA
AROCLOR-1242	NA	NA	NA	NA	NA	NA	NA	NA	NA	NA	NA	NA	NA	NA	NA
AROCLOR-1248	NA	NA	NA	NA	NA	NA	NA	NA	NA	NA	NA	NA	NA	NA	NA
AROCLOR-1254	NA	NA	NA	NA	NA	NA	NA	NA	NA	NA	NA	NA	NA	NA	NA
AROCLOR-1260	NA	NA	NA	NA	NA	NA	NA	NA	NA	NA	NA	NA	NA	NA	NA
TOTAL AROCLOR	NA	NA	NA	NA	NA	NA	NA	NA	NA	NA	NA	NA	NA	NA	NA
PCBS (UG/KG)															
AROCLOR-1016	32 U	33 U	38 U	37 U	43 U	35 U	36 U	39 U	40 U	43 U	40 U	36 U	38 U	40 U	37 U
AROCLOR-1221	32 U	33 U	38 U	37 U	43 U	35 U	36 U	39 U	40 U	43 U	40 U	36 U	38 U	40 U	37 U
AROCLOR-1232	32 U	33 U	38 U	37 U	43 U	35 U	36 U	39 U	40 U	43 U	40 U	36 U	38 U	40 U	37 U
AROCLOR-1242	32 U	33 U	38 U	37 U	43 U	35 U	36 U	39 U	40 U	43 U	40 U	36 U	38 U	40 U	37 U
AROCLOR-1248	32 U	33 U	38 U	37 U	43 U	35 U	36 U	39 U	40 U	43 U	40 U	36 U	38 U	40 U	37 U
AROCLOR-1254	32 U	33 U	38 U	37 U	43 U	35 U	36 U	39 U	40 U	43 U	40 U	12 J	38 U	40 U	37 U
AROCLOR-1260	8.1 J	14 J	38 U	37 U	43 U	13 J	36 U	39 U	40 U	43 U	40 U	36 U	38 U	40 U	37 U
AROCLOR-1262	NA	NA	NA	NA	NA	NA	NA	NA	NA	NA	NA	NA	NA	NA	NA
AROCLOR-1268	NA	NA	NA	NA	NA	NA	NA	NA	NA	NA	NA	NA	NA	NA	NA
TOTAL AROCLOR	8.1	14	0 U	0 U	0 U	13	0 U	0 U	0 U	0 U	0 U	12	0 U	0 U	0 U

LOCATION	SB-200			SB-201			SB-202			SB-203			SB-204		
SAMPLE ID	SB-200-05	SB-200-10	SB-200-SS	SB-201-05	SB-201-10	SB-201-SS	SB-202-05	SB-202-10	SB-202-SS	SB-203-05	SB-203-10	SB-203-SS	SB-204-05	SB-204-10	SB-204-SS
OU (Basement)															
SAMPLE DATE	20050513	20050513	20050513	20050513	20050513	20050513	20050513	20050513	20050513	20050513	20050513	20050513	20050517	20050517	20050517
SAMPLE CODE	NORMAL	NORMAL	NORMAL	NORMAL	NORMAL	NORMAL	NORMAL	NORMAL	NORMAL	NORMAL	NORMAL	NORMAL	NORMAL	NORMAL	NORMAL
MATRIX	SO	SO	SO	SO	SO	SO	SO	SO	SO	SO	SO	SO	SO	SO	SO
SAMPLE TYPE	NORMAL	NORMAL	NORMAL	NORMAL	NORMAL	NORMAL	NORMAL	NORMAL	NORMAL	NORMAL	NORMAL	NORMAL	NORMAL	NORMAL	NORMAL
SUBMATRIX	SB	SB	SS	SB	SB	SS	SB	SB	SS	SB	SB	SS	SB	SB	SS
TOP DEPTH	5	10	0	5	10	0	5	10	0	5	10	0	5	10	0
BOTTOM DEPTH	5	10	1	5	10	1	5	10	1	5	10	1	5	10	0
PCBS (MG/KG)															
AROCLOR-1016	NA	NA	NA	NA	NA	NA	NA	NA	NA	NA	NA	NA	0.037 U	0.039 U	0.036 U
AROCLOR-1221	NA	NA	NA	NA	NA	NA	NA	NA	NA	NA	NA	NA	0.037 U	0.039 U	0.036 U
AROCLOR-1232	NA	NA	NA	NA	NA	NA	NA	NA	NA	NA	NA	NA	0.037 U	0.039 U	0.036 U
AROCLOR-1242	NA	NA	NA	NA	NA	NA	NA	NA	NA	NA	NA	NA	0.037 U	0.039 U	0.036 U
AROCLOR-1248	NA	NA	NA	NA	NA	NA	NA	NA	NA	NA	NA	NA	0.037 U	0.039 U	0.036 U
AROCLOR-1254	NA	NA	NA	NA	NA	NA	NA	NA	NA	NA	NA	NA	0.037 U	0.039 U	0.036 U
AROCLOR-1260	NA	NA	NA	NA	NA	NA	NA	NA	NA	NA	NA	NA	0.037 U	0.039 U	0.036 U
TOTAL AROCLOR	NA	NA	NA	NA	NA	NA	NA	NA	NA	NA	NA	NA	0 U	0 U	0 U
PCBS (UG/KG)															
AROCLOR-1016	39 U	38 U	37 U	38 U	42 U	44 U	39 U	38 U	38 U	39 U	38 U	36 U	NA	NA	NA
AROCLOR-1221	39 U	38 U	37 U	38 U	42 U	44 U	39 U	38 U	38 U	39 U	38 U	36 U	NA	NA	NA
AROCLOR-1232	39 U	38 U	37 U	38 U	42 U	44 U	39 U	38 U	38 U	39 U	38 U	36 U	NA	NA	NA
AROCLOR-1242	39 U	38 U	37 U	38 U	42 U	44 U	39 U	38 U	38 U	39 U	38 U	36 U	NA	NA	NA
AROCLOR-1248	39 U	38 U	37 U	38 U	42 U	44 U	39 U	38 U	38 U	39 U	38 U	36 U	NA	NA	NA
AROCLOR-1254	39 U	38 U	37 U	38 U	42 U	44 U	39 U	38 U	38 U	39 U	38 U	36 U	NA	NA	NA
AROCLOR-1260	39 U	38 U	37 U	38 U	42 U	44 U	39 U	38 U	38 U	39 U	38 U	36 U	NA	NA	NA
AROCLOR-1262	NA	NA	NA	NA	NA	NA	NA	NA	NA	NA	NA	NA	NA	NA	NA
AROCLOR-1268	NA	NA	NA	NA	NA	NA	NA	NA	NA	NA	NA	NA	NA	NA	NA
TOTAL AROCLOR	0 U	0 U	0 U	0 U	0 U	0 U	0 U	0 U	0 U	0 U	0 U	0 U	NA	NA	NA

LOCATION	SB-205			SB-206			SB-207			SB-208			SB-209	
SAMPLE ID	SB-205-05	SB-205-10	SB-205-SS	SB-206-05	SB-206-10	SB-206-SS	SB-207-05	SB-207-10	SB-207-SS	SB-208-05	SB-208-10	SB-208-SS	SB-209-10	SB-209-SS
OU (Basement)														
SAMPLE DATE	20050517	20050517	20050517	20050516	20050516	20050516	20050516	20050516	20050516	20050516	20050516	20050516	20050516	20050516
SAMPLE CODE	NORMAL	NORMAL	NORMAL	NORMAL	NORMAL	NORMAL	NORMAL	NORMAL	NORMAL	NORMAL	NORMAL	NORMAL	NORMAL	NORMAL
MATRIX	SO	SO	SO	SO	SO	SO	SO	SO	SO	SO	SO	SO	SO	SO
SAMPLE TYPE	NORMAL	NORMAL	NORMAL	NORMAL	NORMAL	NORMAL	NORMAL	NORMAL	NORMAL	NORMAL	NORMAL	NORMAL	NORMAL	NORMAL
SUBMATRIX	SB	SB	SS	SB	SB	SS	SB	SB	SS	SB	SB	SS	SB	SS
TOP DEPTH	5	10	0	5	10	0	5	10	0	5	10	0	10	0
BOTTOM DEPTH	5	10	0	5	10	0	5	10	0	5	10	0	10	0
PCBS (MG/KG)														
AROCLOR-1016	0.039 U	0.038 U	0.041 U	0.038 U	0.037 U	0.039 U	0.037 U	0.038 U	0.037 U	0.038 U	0.037 U	0.038 U	NA	NA
AROCLOR-1221	0.039 U	0.038 U	0.041 U	0.038 U	0.037 U	0.039 U	0.037 U	0.038 U	0.037 U	0.038 U	0.037 U	0.038 U	NA	NA
AROCLOR-1232	0.039 U	0.038 U	0.041 U	0.038 U	0.037 U	0.039 U	0.037 U	0.038 U	0.037 U	0.038 U	0.037 U	0.038 U	NA	NA
AROCLOR-1242	0.039 U	0.038 U	0.041 U	0.038 U	0.037 U	0.039 U	0.037 U	0.038 U	0.037 U	0.038 U	0.037 U	0.038 U	NA	NA
AROCLOR-1248	0.039 U	0.038 U	0.041 U	0.038 U	0.037 U	0.039 U	0.037 U	0.038 U	0.037 U	0.038 U	0.037 U	0.038 U	NA	NA
AROCLOR-1254	0.039 U	0.038 U	0.041 U	0.038 U	0.037 U	0.039 U	0.037 U	0.038 U	0.037 U	0.038 U	0.037 U	0.038 U	NA	NA
AROCLOR-1260	0.039 U	0.038 U	0.041 U	0.038 U	0.037 U	0.039 U	0.037 U	0.038 U	0.037 U	0.038 U	0.037 U	0.038 U	NA	NA
TOTAL AROCLOR	0 U	0 U	0 U	0 U	0 U	0 U	0 U	0 U	0 U	0 U	0 U	0 U	NA	NA
PCBS (UG/KG)														
AROCLOR-1016	NA	NA	NA	NA	NA	NA	NA	NA	NA	NA	NA	NA	39 U	38 U
AROCLOR-1221	NA	NA	NA	NA	NA	NA	NA	NA	NA	NA	NA	NA	39 U	38 U
AROCLOR-1232	NA	NA	NA	NA	NA	NA	NA	NA	NA	NA	NA	NA	39 U	38 U
AROCLOR-1242	NA	NA	NA	NA	NA	NA	NA	NA	NA	NA	NA	NA	39 U	38 U
AROCLOR-1248	NA	NA	NA	NA	NA	NA	NA	NA	NA	NA	NA	NA	39 U	38 U
AROCLOR-1254	NA	NA	NA	NA	NA	NA	NA	NA	NA	NA	NA	NA	39 U	338
AROCLOR-1260	NA	NA	NA	NA	NA	NA	NA	NA	NA	NA	NA	NA	39 U	38 U
AROCLOR-1262	NA	NA	NA	NA	NA	NA	NA	NA	NA	NA	NA	NA	NA	NA
AROCLOR-1268	NA	NA	NA	NA	NA	NA	NA	NA	NA	NA	NA	NA	NA	NA
TOTAL AROCLOR	NA	NA	NA	NA	NA	NA	NA	NA	NA	NA	NA	NA	0 U	338

LOCATION	SB-210			SB-211			SB-212			SB-213			SB-214		
SAMPLE ID	SB-210-05	SB-210-10	SB-210-SS	SB-211-05	SB-211-10	SB-211-SS	SB-212-05	SB-212-10	SB-212-SS	SB-213-05	SB-213-10	SB-213-SS	SB-214-05	SB-214-10	SB-214-SS
OU (Basement)															
SAMPLE DATE	20050516	20050516	20050516	20050516	20050516	20050516	20050513	20050513	20050513	20050512	20050512	20050512	20050511	20050511	20050511
SAMPLE CODE	NORMAL	NORMAL	NORMAL	NORMAL	NORMAL	NORMAL	NORMAL	NORMAL	NORMAL	NORMAL	NORMAL	NORMAL	NORMAL	NORMAL	NORMAL
MATRIX	SO	SO	SO	SO	SO	SO	SO	SO	SO	SO	SO	SO	SO	SO	SO
SAMPLE TYPE	NORMAL	NORMAL	NORMAL	NORMAL	NORMAL	NORMAL	NORMAL	NORMAL	NORMAL	NORMAL	NORMAL	NORMAL	NORMAL	NORMAL	NORMAL
SUBMATRIX	SB	SB	SS	SB	SB	SS	SB	SB	SS	SB	SB	SS	SB	SB	SS
TOP DEPTH	5	10	0	5	10	0	5	10	0	5	10	0	5	10	0
BOTTOM DEPTH	5	10	0	5	10	0	5	10	0	5	10	0	5	10	0
PCBS (MG/KG)															
AROCLOR-1016	NA	NA	NA	0.039 U	0.038 U	0.036 U	0.039 U	0.037 U	0.036 U	0.038 U	0.036 U	0.036 U	0.037 U	0.039 U	0.037 U
AROCLOR-1221	NA	NA	NA	0.039 U	0.038 U	0.036 U	0.039 U	0.037 U	0.036 U	0.038 U	0.036 U	0.036 U	0.037 U	0.039 U	0.037 U
AROCLOR-1232	NA	NA	NA	0.039 U	0.038 U	0.036 U	0.039 U	0.037 U	0.036 U	0.038 U	0.036 U	0.036 U	0.037 U	0.039 U	0.037 U
AROCLOR-1242	NA	NA	NA	0.039 U	0.038 U	0.036 U	0.039 U	0.037 U	0.036 U	0.038 U	0.036 U	0.036 U	0.037 U	0.039 U	0.037 U
AROCLOR-1248	NA	NA	NA	0.039 U	0.038 U	0.036 U	0.039 U	0.037 U	0.036 U	0.038 U	0.036 U	0.036 U	0.037 U	0.039 U	0.037 U
AROCLOR-1254	NA	NA	NA	0.039 U	0.038 U	0.036 U	0.039 U	0.037 U	0.036 U	0.038 U	0.036 U	0.036 U	0.037 U	0.039 U	0.037 U
AROCLOR-1260	NA	NA	NA	0.039 U	0.038 U	0.036 U	0.039 U	0.037 U	0.036 U	0.038 U	0.036 U	0.036 U	0.037 U	0.039 U	0.037 U
TOTAL AROCLOR	NA	NA	NA	0 U	0 U	0 U	0 U	0 U	0 U	0 U	0 U	0 U	0 U	0 U	0 U
PCBS (UG/KG)															
AROCLOR-1016	38 U	39 U	37 U	NA	NA	NA	NA	NA	NA	NA	NA	NA	NA	NA	NA
AROCLOR-1221	38 U	39 U	37 U	NA	NA	NA	NA	NA	NA	NA	NA	NA	NA	NA	NA
AROCLOR-1232	38 U	39 U	37 U	NA	NA	NA	NA	NA	NA	NA	NA	NA	NA	NA	NA
AROCLOR-1242	38 U	39 U	565	NA	NA	NA	NA	NA	NA	NA	NA	NA	NA	NA	NA
AROCLOR-1248	38 U	39 U	37 U	NA	NA	NA	NA	NA	NA	NA	NA	NA	NA	NA	NA
AROCLOR-1254	38 U	39 U	1330	NA	NA	NA	NA	NA	NA	NA	NA	NA	NA	NA	NA
AROCLOR-1260	38 U	39 U	336	NA	NA	NA	NA	NA	NA	NA	NA	NA	NA	NA	NA
AROCLOR-1262	NA	NA	NA	NA	NA	NA	NA	NA	NA	NA	NA	NA	NA	NA	NA
AROCLOR-1268	NA	NA	NA	NA	NA	NA	NA	NA	NA	NA	NA	NA	NA	NA	NA
TOTAL AROCLOR	0 U	0 U	2231	NA	NA	NA	NA	NA	NA	NA	NA	NA	NA	NA	NA

LOCATION	SB-215			SB-216			SB-217			SB-218			SB-219		
SAMPLE ID	SB-215-05	SB-215-10	SB-215-SS	SB-216-05	SB-216-10	SB-216-SS	SB-217-05	SB-217-10	SB-217-SS	SB-218-05	SB-218-10	SB-218-SS	SB-219-05	SB-219-10	SB-219-SS
OU (Basement)															
SAMPLE DATE	20050512	20050512	20050512	20050511	20050511	20050511	20050516	20050516	20050516	20050516	20050516	20050516	20050517	20050517	20050517
SAMPLE CODE	NORMAL	NORMAL	NORMAL	NORMAL	NORMAL	NORMAL	NORMAL	NORMAL	NORMAL	NORMAL	NORMAL	NORMAL	NORMAL	NORMAL	NORMAL
MATRIX	SO	SO	SO	SO	SO	SO	SO	SO	SO	SO	SO	SO	SO	SO	SO
SAMPLE TYPE	NORMAL	NORMAL	NORMAL	NORMAL	NORMAL	NORMAL	NORMAL	NORMAL	NORMAL	NORMAL	NORMAL	NORMAL	NORMAL	NORMAL	NORMAL
SUBMATRIX	SB	SB	SS	SB	SB	SS	SB	SB	SS	SB	SB	SS	SB	SB	SS
TOP DEPTH	5	10	0	5	10	0	5	10	0	5	10	0	5	10	0
BOTTOM DEPTH	5	10	0	5	10	0	5	10	0	5	10	0	5	10	0
PCBS (MG/KG)															
AROCLOR-1016	0.037 U	0.037 U	0.037 U	0.038 U	0.041 U	0.036 U	0.039 U	0.038 U	0.048 U	0.037 U	0.04 U	0.034 U	NA	NA	NA
AROCLOR-1221	0.037 U	0.037 U	0.037 U	0.038 U	0.041 U	0.036 U	0.039 U	0.038 U	0.048 U	0.037 U	0.04 U	0.034 U	NA	NA	NA
AROCLOR-1232	0.037 U	0.037 U	0.037 U	0.038 U	0.041 U	0.036 U	0.039 U	0.038 U	0.048 U	0.037 U	0.04 U	0.034 U	NA	NA	NA
AROCLOR-1242	0.037 U	0.037 U	0.037 U	0.038 U	0.041 U	0.036 U	0.039 U	0.038 U	0.048 U	0.037 U	0.04 U	0.034 U	NA	NA	NA
AROCLOR-1248	0.037 U	0.037 U	0.037 U	0.038 U	0.041 U	0.036 U	0.039 U	0.038 U	0.048 U	0.037 U	0.04 U	0.034 U	NA	NA	NA
AROCLOR-1254	0.037 U	0.037 U	0.037 U	0.038 U	0.041 U	0.036 U	0.039 U	0.038 U	0.048 U	0.037 U	0.04 U	0.034 U	NA	NA	NA
AROCLOR-1260	0.037 U	0.037 U	0.037 U	0.038 U	0.041 U	0.036 U	0.039 U	0.038 U	0.048 U	0.037 U	0.04 U	0.075	NA	NA	NA
TOTAL AROCLOR	0 U	0 U	0 U	0 U	0 U	0 U	0 U	0 U	0 U	0 U	0 U	0.075	NA	NA	NA
PCBS (UG/KG)															
AROCLOR-1016	NA	NA	NA	NA	NA	NA	NA	NA	NA	NA	NA	NA	41 U	39 U	43 U
AROCLOR-1221	NA	NA	NA	NA	NA	NA	NA	NA	NA	NA	NA	NA	41 U	39 U	43 U
AROCLOR-1232	NA	NA	NA	NA	NA	NA	NA	NA	NA	NA	NA	NA	41 U	39 U	43 U
AROCLOR-1242	NA	NA	NA	NA	NA	NA	NA	NA	NA	NA	NA	NA	41 U	39 U	43 U
AROCLOR-1248	NA	NA	NA	NA	NA	NA	NA	NA	NA	NA	NA	NA	41 U	39 U	43 U
AROCLOR-1254	NA	NA	NA	NA	NA	NA	NA	NA	NA	NA	NA	NA	41 U	39 U	43 U
AROCLOR-1260	NA	NA	NA	NA	NA	NA	NA	NA	NA	NA	NA	NA	41 U	39 U	43 U
AROCLOR-1262	NA	NA	NA	NA	NA	NA	NA	NA	NA	NA	NA	NA	NA	NA	NA
AROCLOR-1268	NA	NA	NA	NA	NA	NA	NA	NA	NA	NA	NA	NA	NA	NA	NA
TOTAL AROCLOR	NA	NA	NA	NA	NA	NA	NA	NA	NA	NA	NA	NA	0 U	0 U	0 U

LOCATION	SB-220			SB-221			SB-222			SB-223			SB-238		
SAMPLE ID	SB-220-05	SB-220-10	SB-220-SS	SB-221-05	SB-221-10	SB-221-SS	SB-222-05	SB-222-10	SB-222-SS	SB-223-05	SB-223-10	SB-223-SS	SB-238-01	SB-238-05	SB-238-SS
OU (Basement)															
SAMPLE DATE	20050517	20050517	20050517	20050517	20050517	20050517	20050517	20050517	20050517	20050517	20050517	20050517	20050517	20050517	20050517
SAMPLE CODE	NORMAL	NORMAL	NORMAL	NORMAL	NORMAL	NORMAL	NORMAL	NORMAL	NORMAL	NORMAL	NORMAL	NORMAL	NORMAL	NORMAL	NORMAL
MATRIX	SO	SO	SO	SO	SO	SO	SO	SO	SO	SO	SO	SO	SO	SO	SO
SAMPLE TYPE	NORMAL	NORMAL	NORMAL	NORMAL	NORMAL	NORMAL	NORMAL	NORMAL	NORMAL	NORMAL	NORMAL	NORMAL	NORMAL	NORMAL	NORMAL
SUBMATRIX	SB	SB	SS	SB	SB	SS	SB	SB	SS	SB	SB	SS	SB	SB	SS
TOP DEPTH	5	10	0	5	10	0	5	10	0	5	10	0	1	5	0
BOTTOM DEPTH	5	10	0	5	10	0	5	10	0	5	10	0	2	5	1
PCBS (MG/KG)															
AROCLOR-1016	NA	NA	NA	NA	NA	NA	NA	NA	NA	NA	NA	NA	NA	NA	NA
AROCLOR-1221	NA	NA	NA	NA	NA	NA	NA	NA	NA	NA	NA	NA	NA	NA	NA
AROCLOR-1232	NA	NA	NA	NA	NA	NA	NA	NA	NA	NA	NA	NA	NA	NA	NA
AROCLOR-1242	NA	NA	NA	NA	NA	NA	NA	NA	NA	NA	NA	NA	NA	NA	NA
AROCLOR-1248	NA	NA	NA	NA	NA	NA	NA	NA	NA	NA	NA	NA	NA	NA	NA
AROCLOR-1254	NA	NA	NA	NA	NA	NA	NA	NA	NA	NA	NA	NA	NA	NA	NA
AROCLOR-1260	NA	NA	NA	NA	NA	NA	NA	NA	NA	NA	NA	NA	NA	NA	NA
TOTAL AROCLOR	NA	NA	NA	NA	NA	NA	NA	NA	NA	NA	NA	NA	NA	NA	NA
PCBS (UG/KG)															
AROCLOR-1016	39 U	39 U	35 U	40 U	38 U	36 U	37 U	36 U	38 U	38 U	41 U	38 U	39 U	39 U	37 U
AROCLOR-1221	39 U	39 U	35 U	40 U	38 U	36 U	37 U	36 U	38 U	38 U	41 U	38 U	39 U	39 U	37 U
AROCLOR-1232	39 U	39 U	35 U	40 U	38 U	36 U	37 U	36 U	38 U	38 U	41 U	38 U	39 U	39 U	37 U
AROCLOR-1242	39 U	39 U	35 U	40 U	38 U	36 U	37 U	36 U	38 U	38 U	41 U	38 U	39 U	39 U	37 U
AROCLOR-1248	39 U	39 U	35 U	40 U	38 U	36 U	37 U	36 U	38 U	38 U	41 U	38 U	39 U	39 U	37 U
AROCLOR-1254	39 U	39 U	35 U	40 U	38 U	78	37 U	36 U	40 J	38 U	41 U	38 U	39 U	39 U	37 U
AROCLOR-1260	39 U	39 U	35 U	40 U	38 U	36 U	37 U	36 U	12 J	38 U	41 U	38 U	39 U	39 U	154
AROCLOR-1262	NA	NA	NA	NA	NA	NA	NA	NA	NA	NA	NA	NA	NA	NA	NA
AROCLOR-1268	NA	NA	NA	NA	NA	NA	NA	NA	NA	NA	NA	NA	NA	NA	NA
TOTAL AROCLOR	0 U	0 U	0 U	0 U	0 U	78	0 U	0 U	52	0 U	0 U	0 U	0 U	0 U	154

LOCATION	SB-244			SB-245			SB-246			SB-247			SB-248		
SAMPLE ID	SB-244-05	SB-244-10	SB-244-15	SB-245-05	SB-245-10	SB-245-15	SB-246-05	SB-246-10	SB-246-15	SB-247-05	SB-247-10	SB-247-15	SB-248-05	SB-248-10	SB-248-15
OU (Basement)															
SAMPLE DATE	20050607	20050607	20050607	20050607	20050607	20050607	20050607	20050607	20050607	20050607	20050607	20050607	20050607	20050607	20050607
SAMPLE CODE	NORMAL	NORMAL	NORMAL	NORMAL	NORMAL	NORMAL	NORMAL	NORMAL	NORMAL	NORMAL	NORMAL	NORMAL	NORMAL	NORMAL	NORMAL
MATRIX	SO	SO	SO	SO	SO	SO	SO	SO	SO	SO	SO	SO	SO	SO	SO
SAMPLE TYPE	NORMAL	NORMAL	NORMAL	NORMAL	NORMAL	NORMAL	NORMAL	NORMAL	NORMAL	NORMAL	NORMAL	NORMAL	NORMAL	NORMAL	NORMAL
SUBMATRIX	SB	SB	SB	SB	SB	SB	SB	SB	SB	SB	SB	SB	SB	SB	SB
TOP DEPTH	5	10	15	5	10	15	5	10	15	5	10	15	5	10	15
BOTTOM DEPTH	5	10	15	5	10	15	5	10	15	5	10	15	5	10	15
PCBS (MG/KG)															
AROCLOR-1016	NA	NA	NA	NA	NA	NA	NA	NA	NA	NA	NA	NA	NA	NA	NA
AROCLOR-1221	NA	NA	NA	NA	NA	NA	NA	NA	NA	NA	NA	NA	NA	NA	NA
AROCLOR-1232	NA	NA	NA	NA	NA	NA	NA	NA	NA	NA	NA	NA	NA	NA	NA
AROCLOR-1242	NA	NA	NA	NA	NA	NA	NA	NA	NA	NA	NA	NA	NA	NA	NA
AROCLOR-1248	NA	NA	NA	NA	NA	NA	NA	NA	NA	NA	NA	NA	NA	NA	NA
AROCLOR-1254	NA	NA	NA	NA	NA	NA	NA	NA	NA	NA	NA	NA	NA	NA	NA
AROCLOR-1260	NA	NA	NA	NA	NA	NA	NA	NA	NA	NA	NA	NA	NA	NA	NA
TOTAL AROCLOR	NA	NA	NA	NA	NA	NA	NA	NA	NA	NA	NA	NA	NA	NA	NA
PCBS (UG/KG)															
AROCLOR-1016	38 U	38 U	38 U	39 U	38 U	39 U	38 U	40 U	40 U	40 U	42 U	38 U	40 U	38 U	38 U
AROCLOR-1221	38 U	38 U	38 U	39 U	38 U	39 U	38 U	40 U	40 U	40 U	42 U	38 U	40 U	38 U	38 U
AROCLOR-1232	38 U	38 U	38 U	39 U	38 U	39 U	38 U	40 U	40 U	40 U	42 U	38 U	40 U	38 U	38 U
AROCLOR-1242	38 U	38 U	38 U	39 U	38 U	39 U	38 U	40 U	40 U	40 U	42 U	38 U	40 U	38 U	38 U
AROCLOR-1248	38 U	38 U	38 U	39 U	38 U	39 U	38 U	40 U	40 U	40 U	42 U	38 U	40 U	38 U	38 U
AROCLOR-1254	38 U	38 U	38 U	39 U	38 U	39 U	38 U	40 U	40 U	40 U	42 U	38 U	40 U	38 U	38 U
AROCLOR-1260	38 U	38 U	38 U	39 U	38 U	39 U	38 U	40 U	40 U	40 U	42 U	38 U	40 U	38 U	38 U
AROCLOR-1262	NA	NA	NA	NA	NA	NA	NA	NA	NA	NA	NA	NA	NA	NA	NA
AROCLOR-1268	NA	NA	NA	NA	NA	NA	NA	NA	NA	NA	NA	NA	NA	NA	NA
TOTAL AROCLOR	0 U	0 U	0 U	0 U	0 U	0 U	0 U	0 U	0 U	0 U	0 U	0 U	0 U	0 U	0 U

LOCATION	SB-249			SB-254	SB-255	SB-256	SB-257	SB-258	SB-259	SB-260	SB-261	SB-265	SB-266		
SAMPLE ID	SB-249-05	SB-249-10	SB-249-15	SB-254-SS[6]	SB-255-SS[6]	SB-256-SS[6]	SB-257-SS[6]	SB-258-SS[6]	SB-259-SS[6]	SB-260-SS[6]	SB-261-SS[6]	SB-265-SS	F-SB-266RE-3	F-SB-266RE-4	SB-266-SS
OU (Basement)															
SAMPLE DATE	20050607	20050607	20050607	20050511	20050510	20050510	20050510	20050510	20050510	20050510	20050510	20050509	20090921	20090921	20050509
SAMPLE CODE	NORMAL	NORMAL	NORMAL	NORMAL	NORMAL	NORMAL	NORMAL	NORMAL	NORMAL	NORMAL	NORMAL	NORMAL	NORMAL	NORMAL	NORMAL
MATRIX	SO	SO	SO	SO	SO	SO	SO	SO	SO	SO	SO	SO	SO	SO	SO
SAMPLE TYPE	NORMAL	NORMAL	NORMAL	NORMAL	NORMAL	NORMAL	NORMAL	NORMAL	NORMAL	NORMAL	NORMAL	NORMAL	NORMAL	NORMAL	NORMAL
SUBMATRIX	SB	SB	SB	SS	SS	SS	SS	SS	SS	SS	SS	SS	SB	SB	SS
TOP DEPTH	5	10	15	0.5	0.5	0.5	0.5	0.5	0.5	0.5	0.5	0	3	4	0
BOTTOM DEPTH	5	10	15	0.5	0.5	0.5	0.5	0.5	0.5	0.5	0.5	1	3	4	1
PCBS (MG/KG)															
AROCLOR-1016	NA	NA	NA	NA	NA	NA	NA	NA	NA	NA	NA	NA	NA	NA	NA
AROCLOR-1221	NA	NA	NA	NA	NA	NA	NA	NA	NA	NA	NA	NA	NA	NA	NA
AROCLOR-1232	NA	NA	NA	NA	NA	NA	NA	NA	NA	NA	NA	NA	NA	NA	NA
AROCLOR-1242	NA	NA	NA	NA	NA	NA	NA	NA	NA	NA	NA	NA	NA	NA	NA
AROCLOR-1248	NA	NA	NA	NA	NA	NA	NA	NA	NA	NA	NA	NA	NA	NA	NA
AROCLOR-1254	NA	NA	NA	NA	NA	NA	NA	NA	NA	NA	NA	NA	NA	NA	NA
AROCLOR-1260	NA	NA	NA	NA	NA	NA	NA	NA	NA	NA	NA	NA	NA	NA	NA
TOTAL AROCLOR	NA	NA	NA	NA	NA	NA	NA	NA	NA	NA	NA	NA	NA	NA	NA
PCBS (UG/KG)															
AROCLOR-1016	40 U	39 U	37 U	36 U	34 U	37 U	37 U	39 U	38 U	37 U	38 U	36 U	25.0000 U 00	24.0000 U 00	36 U
AROCLOR-1221	40 U	39 U	37 U	36 U	34 U	37 U	37 U	39 U	38 U	37 U	38 U	36 U	19.0000 U 00	18.0000 U 00	36 U
AROCLOR-1232	40 U	39 U	37 U	36 U	34 U	37 U	37 U	39 U	38 U	37 U	38 U	36 U	17.0000 U 00	16.0000 U 00	36 U
AROCLOR-1242	40 U	39 U	37 U	36 U	34 U	37 U	37 U	39 U	38 U	37 U	38 U	36 U	15.0000 U 00	15.0000 U 00	36 U
AROCLOR-1248	40 U	39 U	37 U	36 U	34 U	37 U	37 U	39 U	38 U	37 U	38 U	36 U	20.0000 U 00	19.0000 U 00	36 U
AROCLOR-1254	40 U	39 U	37 U	36 U	34 U	37 U	37 U	39 U	38 U	37 U	38 U	36 U	20.0000 U 00	19.0000 U 00	36 U
AROCLOR-1260	40 U	39 U	37 U	11 J	8.2 J	37 U	18 J	1190 J	101	378	38 U	119	20.0000 U 00	19.0000 U 00	756
AROCLOR-1262	NA	NA	NA	NA	NA	NA	NA	NA	NA	NA	NA	NA	NA	NA	NA
AROCLOR-1268	NA	NA	NA	NA	NA	NA	NA	NA	NA	NA	NA	NA	NA	NA	NA
TOTAL AROCLOR	0 U	0 U	0 U	11	8.2	0 U	18	1190	101	378	0 U	119	0 U	0 U	756

LOCATION	SB-267	SB-268	SB-269	SB-270	SB-274			SB-275		SB-276		SB-277		SB-278	
SAMPLE ID	SB-267-SS	SB-268-SS	SB-269-SS	SB-270-SS	SB-274-0102	SB-274-0203	SB-274-0405	SB-275-0001	SB-275-0203	SB-276-0001	SB-276-0203	SB-277-0001	SB-277-0203	SB-278-0001	SB-278-0203
OU (Basement)															
SAMPLE DATE	20050509	20050509	20050509	20050509	20051026	20051026	20051026	20051026	20051026	20051026	20051026	20051026	20051026	20051026	20051026
SAMPLE CODE	NORMAL	NORMAL	NORMAL	NORMAL	NORMAL	NORMAL	NORMAL	NORMAL	NORMAL	NORMAL	NORMAL	NORMAL	NORMAL	NORMAL	NORMAL
MATRIX	SO	SO	SO	SO	SO	SO	SO	SO	SO	SO	SO	SO	SO	SO	SO
SAMPLE TYPE	NORMAL	REMOVED	NORMAL	NORMAL	NORMAL	NORMAL	NORMAL	NORMAL	NORMAL	NORMAL	NORMAL	NORMAL	NORMAL	NORMAL	NORMAL
SUBMATRIX	SS	SS	SS	SS	SB	SB	SB	SS	SB	SS	SB	SS	SB	SS	SB
TOP DEPTH	0	0	0	0	1	2	4	0	2	0	2	0	2	0	2
BOTTOM DEPTH	1	1	1	1	2	3	5	1	3	1	3	1	3	1	3
PCBS (MG/KG)															
AROCLOR-1016	NA	NA	NA	NA	NA	NA	NA	NA	NA	NA	NA	NA	NA	NA	NA
AROCLOR-1221	NA	NA	NA	NA	NA	NA	NA	NA	NA	NA	NA	NA	NA	NA	NA
AROCLOR-1232	NA	NA	NA	NA	NA	NA	NA	NA	NA	NA	NA	NA	NA	NA	NA
AROCLOR-1242	NA	NA	NA	NA	NA	NA	NA	NA	NA	NA	NA	NA	NA	NA	NA
AROCLOR-1248	NA	NA	NA	NA	NA	NA	NA	NA	NA	NA	NA	NA	NA	NA	NA
AROCLOR-1254	NA	NA	NA	NA	NA	NA	NA	NA	NA	NA	NA	NA	NA	NA	NA
AROCLOR-1260	NA	NA	NA	NA	NA	NA	NA	NA	NA	NA	NA	NA	NA	NA	NA
TOTAL AROCLOR	NA	NA	NA	NA	NA	NA	NA	NA	NA	NA	NA	NA	NA	NA	NA
PCBS (UG/KG'															
AROCLOR-1016	38 U	39 U	37 U	38 U	20 U	20 U	23 U	23 U	20 U	19 U	20 U	20 U	20 U	20 U	20 U
AROCLOR-1221	38 U	39 U	37 U	38 U	20 U	20 U	23 U	23 U	20 U	19 U	20 U	20 U	20 U	20 U	20 U
AROCLOR-1232	38 U	39 U	37 U	38 U	20 U	20 U	23 U	23 U	20 U	19 U	20 U	20 U	20 U	20 U	20 U
AROCLOR-1242	38 U	39 U	37 U	38 U	20 U	20 U	23 U	23 U	20 U	19 U	20 U	20 U	20 U	20 U	20 U
AROCLOR-1248	38 U	39 U	37 U	38 U	20 U	20 U	23 U	23 U	20 U	19 U	20 U	20 U	20 U	20 U	20 U
AROCLOR-1254	96	39 U	37 U	38 U	20 U	20 U	23 U	23 U	20 U	19 U	20 U	20 U	20 U	20 U	20 U
AROCLOR-1260	73 J	63	95	29 J	20 U	20 U	23 U	23 U	20 U	19 U	20 U	20 U	20 U	20 U	20 U
AROCLOR-1262	NA	NA	NA	NA	NA	NA	NA	NA	NA	NA	NA	NA	NA	NA	NA
AROCLOR-1268	NA	NA	NA	NA	NA	NA	NA	NA	NA	NA	NA	NA	NA	NA	NA
TOTAL AROCLOR	169	63	95	29	0 U	0 U	0 U	0 U	0 U	0 U	0 U	0 U	0 U	0 U	0 U

LOCATION	SB-279		SB-280		SB-281			SB-282			SB-283			SB-284		
SAMPLE ID	SB-279-0001	SB-279-0203	SB-280-0001	SB-280-0203	SB-281-0102	SB-281-0203	SB-281-0405	SB-282-0102	SB-282-0405	SB-282-0910	SB-283-0102	SB-283-0405	SB-283-0910	SB-284-0102	SB-284-0405	SB-284-0910
OU (Basement)																
SAMPLE DATE	20051026	20051026	20051026	20051026	20051026	20051026	20051026	20051026	20051026	20051026	20051027	20051027	20051027	20051027	20051027	20051027
SAMPLE CODE	NORMAL	NORMAL	NORMAL	NORMAL	NORMAL	NORMAL	NORMAL	NORMAL	NORMAL	NORMAL	NORMAL	NORMAL	NORMAL	NORMAL	NORMAL	NORMAL
MATRIX	SO	SO	SO	SO	SO	SO	SO	SO	SO	SO	SO	SO	SO	SO	SO	SO
SAMPLE TYPE	NORMAL	NORMAL	NORMAL	NORMAL	NORMAL	NORMAL	NORMAL	REMOVED	NORMAL	NORMAL	NORMAL	NORMAL	NORMAL	NORMAL	NORMAL	NORMAL
SUBMATRIX	SS	SB	SS	SB	SB	SB	SB	SB	SB	SB	SB	SB	SB	SB	SB	SB
TOP DEPTH	0	2	0	2	1	2	4	1	4	9	1	4	9	1	4	9
BOTTOM DEPTH	1	3	1	3	2	3	5	2	5	10	2	5	10	2	5	10
PCBS (MG/KG)																
AROCLOR-1016	NA	NA	NA	NA	NA	NA	NA	NA	NA	NA	NA	NA	NA	NA	NA	NA
AROCLOR-1221	NA	NA	NA	NA	NA	NA	NA	NA	NA	NA	NA	NA	NA	NA	NA	NA
AROCLOR-1232	NA	NA	NA	NA	NA	NA	NA	NA	NA	NA	NA	NA	NA	NA	NA	NA
AROCLOR-1242	NA	NA	NA	NA	NA	NA	NA	NA	NA	NA	NA	NA	NA	NA	NA	NA
AROCLOR-1248	NA	NA	NA	NA	NA	NA	NA	NA	NA	NA	NA	NA	NA	NA	NA	NA
AROCLOR-1254	NA	NA	NA	NA	NA	NA	NA	NA	NA	NA	NA	NA	NA	NA	NA	NA
AROCLOR-1260	NA	NA	NA	NA	NA	NA	NA	NA	NA	NA	NA	NA	NA	NA	NA	NA
TOTAL AROCLOR	NA	NA	NA	NA	NA	NA	NA	NA	NA	NA	NA	NA	NA	NA	NA	NA
PCBS (UG/KG)																
AROCLOR-1016	20 U	20 U	20 U	21 U	21 U	20 U	21 U	19 U	20 U	8.6 U	20 U	20 U	20 U	19 U	24 U	20 U
AROCLOR-1221	20 U	20 U	20 U	21 U	21 U	20 U	21 U	19 U	20 U	10 U	20 U	20 U	20 U	19 U	24 U	20 U
AROCLOR-1232	20 U	20 U	20 U	21 U	21 U	20 U	21 U	19 U	20 U	6 U	20 U	20 U	20 U	19 U	24 U	20 U
AROCLOR-1242	20 U	20 U	20 U	21 U	21 U	20 U	21 U	19 U	20 U	7.7 U	20 U	20 U	20 U	19 U	24 U	20 U
AROCLOR-1248	20 U	20 U	20 U	21 U	21 U	20 U	21 U	19 U	20 U	6.6 U	20 U	20 U	20 U	19 U	24 U	20 U
AROCLOR-1254	20 U	20 U	20 U	21 U	21 U	20 U	21 U	19 U	20 U	15 U	20 U	20 U	20 U	19 U	24 U	20 U
AROCLOR-1260	20 U	20 U	20 U	21 U	21 U	20 U	21 U	19 U	20 U	4.8 U	20 U	20 U	20 U	19 U	24 U	20 U
AROCLOR-1262	NA	NA	NA	NA	NA	NA	NA	NA	NA	NA	NA	NA	NA	NA	NA	NA
AROCLOR-1268	NA	NA	NA	NA	NA	NA	NA	NA	NA	NA	NA	NA	NA	NA	NA	NA
TOTAL AROCLOR	0 U	0 U	0 U	0 U	0 U	0 U	0 U	0 U	0 U	0 U	0 U	0 U	0 U	0 U	0 U	0 U

LOCATION	SB-285			SB-286			SB-287		SB-288			SB-289		SB-290	
SAMPLE ID	SB-285-0102	SB-285-0405	SB-285-0910	SB-286-0102	SB-286-0405	SB-286-0910	SB-287-0405	SB-287-0910	SB-288-0102	SB-288-0405	SB-288-0910	SB-289-0001	SB-289-0203	SB-290-0001	SB-290-0203
OU (Basement)															
SAMPLE DATE	20051027	20051027	20051027	20051027	20051027	20051027	20051027	20051027	20051027	20051027	20051027	20051027	20051027	20051027	20051027
SAMPLE CODE	NORMAL	NORMAL	NORMAL	NORMAL	NORMAL	NORMAL	NORMAL	NORMAL	NORMAL	NORMAL	NORMAL	NORMAL	NORMAL	NORMAL	NORMAL
MATRIX	SO	SO	SO	SO	SO	SO	SO	SO	SO	SO	SO	SO	SO	SO	SO
SAMPLE TYPE	NORMAL	NORMAL	NORMAL	NORMAL	NORMAL	NORMAL	NORMAL	NORMAL	NORMAL	NORMAL	NORMAL	NORMAL	NORMAL	NORMAL	NORMAL
SUBMATRIX	SB	SB	SB	SB	SB	SB	SB	SB	SB	SB	SB	SS	SB	SS	SB
TOP DEPTH	1	4	9	1	4	9	4	9	1	4	9	0	2	0	2
BOTTOM DEPTH	2	5	10	2	5	10	5	10	2	5	10	1	3	1	3
PCBS (MG/KG)															
AROCLOR-1016	NA	NA	NA	NA	NA	NA	NA	NA	NA	NA	NA	NA	NA	NA	NA
AROCLOR-1221	NA	NA	NA	NA	NA	NA	NA	NA	NA	NA	NA	NA	NA	NA	NA
AROCLOR-1232	NA	NA	NA	NA	NA	NA	NA	NA	NA	NA	NA	NA	NA	NA	NA
AROCLOR-1242	NA	NA	NA	NA	NA	NA	NA	NA	NA	NA	NA	NA	NA	NA	NA
AROCLOR-1248	NA	NA	NA	NA	NA	NA	NA	NA	NA	NA	NA	NA	NA	NA	NA
AROCLOR-1254	NA	NA	NA	NA	NA	NA	NA	NA	NA	NA	NA	NA	NA	NA	NA
AROCLOR-1260	NA	NA	NA	NA	NA	NA	NA	NA	NA	NA	NA	NA	NA	NA	NA
TOTAL AROCLOR	NA	NA	NA	NA	NA	NA	NA	NA	NA	NA	NA	NA	NA	NA	NA
PCBS (UG/KG)															
AROCLOR-1016	21 U	21 U	20 U	19 U	23 U	21 U	20 U	20 U	19 U	19 U	20 U	20 U	21 U	20 U	20 U
AROCLOR-1221	21 U	21 U	20 U	19 U	23 U	21 U	20 U	20 U	19 U	19 U	20 U	20 U	21 U	20 U	20 U
AROCLOR-1232	21 U	21 U	20 U	19 U	23 U	21 U	20 U	20 U	19 U	19 U	20 U	20 U	21 U	20 U	20 U
AROCLOR-1242	21 U	21 U	20 U	19 U	23 U	21 U	20 U	20 U	19 U	19 U	20 U	20 U	21 U	20 U	20 U
AROCLOR-1248	21 U	21 U	20 U	19 U	23 U	21 U	20 U	20 U	19 U	19 U	20 U	20 U	21 U	20 U	20 U
AROCLOR-1254	21 U	21 U	20 U	19 U	23 U	21 U	20 U	20 U	19 U	19 U	20 U	20 U	21 U	20 U	20 U
AROCLOR-1260	21 U	21 U	20 U	19 U	23 U	21 U	20 U	20 U	19 U	19 U	20 U	20 U	21 U	20 U	20 U
AROCLOR-1262	NA	NA	NA	NA	NA	NA	NA	NA	NA	NA	NA	NA	NA	NA	NA
AROCLOR-1268	NA	NA	NA	NA	NA	NA	NA	NA	NA	NA	NA	NA	NA	NA	NA
TOTAL AROCLOR	0 U	0 U	0 U	0 U	0 U	0 U	0 U	0 U	0 U	0 U	0 U	0 U	0 U	0 U	0 U

LOCATION	SB-291			SB-292			SB-293			SB-294			SB-295	
SAMPLE ID	SB-291-0102	SB-291-0405	SB-291-0910	SB-292-0001	SB-292-0405	SB-292-0910	SB-293-0102	SB-293-0405	SB-293-0910	SB-294-0001	SB-294-0405	SB-294-0910	SB-295-0405	SB-295-0910
OU (Basement)														
SAMPLE DATE	20051028	20051028	20051028	20051028	20051028	20051028	20051028	20051028	20051028	20051028	20051028	20051028	20051101	20051101
SAMPLE CODE	NORMAL	NORMAL	NORMAL	NORMAL	NORMAL	NORMAL	NORMAL	NORMAL	NORMAL	NORMAL	NORMAL	NORMAL	NORMAL	NORMAL
MATRIX	SO	SO	SO	SO	SO	SO	SO	SO	SO	SO	SO	SO	SO	SO
SAMPLE TYPE	NORMAL	NORMAL	NORMAL	NORMAL	NORMAL	NORMAL	NORMAL	NORMAL	NORMAL	NORMAL	NORMAL	NORMAL	NORMAL	NORMAL
SUBMATRIX	SB	SB	SB	SS	SB	SB	SB	SB	SB	SS	SB	SB	SB	SB
TOP DEPTH	1	4	9	0	4	9	1	4	9	0	4	9	4	9
BOTTOM DEPTH	2	5	10	1	5	10	2	5	10	1	5	10	5	10
PCBS (MG/KG)														
AROCLOR-1016	NA	NA	NA	NA	NA	NA	NA	NA	NA	NA	NA	NA	NA	NA
AROCLOR-1221	NA	NA	NA	NA	NA	NA	NA	NA	NA	NA	NA	NA	NA	NA
AROCLOR-1232	NA	NA	NA	NA	NA	NA	NA	NA	NA	NA	NA	NA	NA	NA
AROCLOR-1242	NA	NA	NA	NA	NA	NA	NA	NA	NA	NA	NA	NA	NA	NA
AROCLOR-1248	NA	NA	NA	NA	NA	NA	NA	NA	NA	NA	NA	NA	NA	NA
AROCLOR-1254	NA	NA	NA	NA	NA	NA	NA	NA	NA	NA	NA	NA	NA	NA
AROCLOR-1260	NA	NA	NA	NA	NA	NA	NA	NA	NA	NA	NA	NA	NA	NA
TOTAL AROCLOR	NA	NA	NA	NA	NA	NA	NA	NA	NA	NA	NA	NA	NA	NA
PCBS (UG/KG)														
AROCLOR-1016	20 U	19 U	20 U	20 U	20 U	20 U	18 U	20 U	20 UJ	19 U	20 U	21 U	21 U	20 U
AROCLOR-1221	20 U	19 U	20 U	20 U	20 U	20 U	18 U	20 U	20 UJ	19 U	20 U	21 U	21 U	20 U
AROCLOR-1232	20 U	19 U	20 U	20 U	20 U	20 U	18 U	20 U	20 UJ	19 U	20 U	21 U	21 U	20 U
AROCLOR-1242	20 U	19 U	20 U	20 U	20 U	20 U	18 U	20 U	20 UJ	19 U	20 U	21 U	21 U	20 U
AROCLOR-1248	20 U	19 U	20 U	20 U	20 U	20 U	18 U	20 U	20 UJ	19 U	20 U	21 U	21 U	20 U
AROCLOR-1254	20 U	19 U	20 U	20 U	20 U	20 U	18 U	20 U	20 UJ	19 U	20 U	21 U	21 U	20 U
AROCLOR-1260	20 U	19 U	20 U	20 U	20 U	20 U	18 U	20 U	20 UJ	19 U	20 U	21 U	21 U	20 U
AROCLOR-1262	NA	NA	NA	NA	NA	NA	NA	NA	NA	NA	NA	NA	NA	NA
AROCLOR-1268	NA	NA	NA	NA	NA	NA	NA	NA	NA	NA	NA	NA	NA	NA
TOTAL AROCLOR	0 U	0 U	0 U	0 U	0 U	0 U	0 U	0 U	0 U	0 U	0 U	0 U	0 U	0 U

LOCATION	SB-296		SB-297		SB-298		SB-299		SB-382				SB-383			
SAMPLE ID	SB-296-0405	SB-296-0910	SB-297-0405	SB-297-0910	SB-298-0405	SB-298-0910	SB-299-0405	SB-299-0910	SB-382-0102	SB-382-0203	SB-382-0405	SB-382-0708	SB-383-0102	SB-383-0203	SB-383-0405	SB-383-0708
OU (Basement)																
SAMPLE DATE	20051028	20051028	20051028	20051028	20051101	20051101	20051101	20051101	20071015	20071015	20071015	20071015	20071015	20071015	20071015	20071015
SAMPLE CODE	NORMAL	NORMAL	NORMAL	NORMAL	NORMAL	NORMAL	NORMAL	NORMAL	NORMAL	NORMAL	NORMAL	NORMAL	NORMAL	NORMAL	NORMAL	NORMAL
MATRIX	SO	SO	SO	SO	SO	SO	SO	SO	SO	SO	SO	SO	SO	SO	SO	SO
SAMPLE TYPE	NORMAL	NORMAL	NORMAL	NORMAL	NORMAL	NORMAL	NORMAL	NORMAL	NORMAL	NORMAL	NORMAL	NORMAL	REMOVED	NORMAL	NORMAL	NORMAL
SUBMATRIX	SB	SB	SB	SB	SB	SB	SB	SB	SB	SB	SB	SB	SB	SB	SB	SB
TOP DEPTH	4	9	4	9	4	9	4	9	1	2	4	7	1	2	4	7
BOTTOM DEPTH	5	10	5	10	5	10	5	10	2	3	5	8	2	3	5	8
PCBS (MG/KG)																
AROCLOR-1016	NA	NA	NA	NA	NA	NA	NA	NA	NA	NA	NA	NA	NA	NA	NA	NA
AROCLOR-1221	NA	NA	NA	NA	NA	NA	NA	NA	NA	NA	NA	NA	NA	NA	NA	NA
AROCLOR-1232	NA	NA	NA	NA	NA	NA	NA	NA	NA	NA	NA	NA	NA	NA	NA	NA
AROCLOR-1242	NA	NA	NA	NA	NA	NA	NA	NA	NA	NA	NA	NA	NA	NA	NA	NA
AROCLOR-1248	NA	NA	NA	NA	NA	NA	NA	NA	NA	NA	NA	NA	NA	NA	NA	NA
AROCLOR-1254	NA	NA	NA	NA	NA	NA	NA	NA	NA	NA	NA	NA	NA	NA	NA	NA
AROCLOR-1260	NA	NA	NA	NA	NA	NA	NA	NA	NA	NA	NA	NA	NA	NA	NA	NA
TOTAL AROCLOR	NA	NA	NA	NA	NA	NA	NA	NA	NA	NA	NA	NA	NA	NA	NA	NA
PCBS (UG/KG)																
AROCLOR-1016	21 U	20 U	19 U	20 U	20 U	20 U	20 U	20 U	39 U	43 U	41 U	42 U	37 U	38 U	42 U	40 U
AROCLOR-1221	21 U	20 U	19 U	20 U	20 U	20 U	20 U	20 U	39 U	43 U	41 U	42 U	37 U	38 U	42 U	40 U
AROCLOR-1232	21 U	20 U	19 U	20 U	20 U	20 U	20 U	20 U	39 U	43 U	41 U	42 U	37 U	38 U	42 U	40 U
AROCLOR-1242	21 U	20 U	19 U	20 U	20 U	20 U	20 U	20 U	39 U	43 U	41 U	42 U	37 U	38 U	42 U	40 U
AROCLOR-1248	21 U	20 U	19 U	20 U	20 U	20 U	20 U	20 U	39 U	43 U	41 U	42 U	37 U	38 U	42 U	40 U
AROCLOR-1254	21 U	20 U	19 U	20 U	20 U	20 U	20 U	20 U	39 U	43 U	41 U	42 U	37 U	38 U	42 U	40 U
AROCLOR-1260	21 U	20 U	19 U	20 U	20 U	20 U	20 U	20 U	39 U	43 U	41 U	42 U	34 J	38 U	42 U	40 U
AROCLOR-1262	NA	NA	NA	NA	NA	NA	NA	NA	NA	NA	NA	NA	NA	NA	NA	NA
AROCLOR-1268	NA	NA	NA	NA	NA	NA	NA	NA	NA	NA	NA	NA	NA	NA	NA	NA
TOTAL AROCLOR	0 U	0 U	0 U	0 U	0 U	0 U	0 U	0 U	0 U	0 U	0 U	0 U	34	0 U	0 U	0 U

LOCATION	SB-384				SB-385				SB-386				SB-387			
SAMPLE ID	SB-384-0102	SB-384-0203	SB-384-0405	SB-384-0708	SB-385-0102	SB-385-0203	SB-385-0405	SB-385-0708	SB-386-0102	SB-386-0203	SB-386-0405	SB-386-0708	SB-387-0102	SB-387-0203	SB-387-0405	SB-387-0708
OU (Basement)																
SAMPLE DATE	20071015	20071015	20071015	20071015	20071015	20071015	20071015	20071015	20071015	20071015	20071015	20071015	20071015	20071015	20071015	20071015
SAMPLE CODE	NORMAL	NORMAL	NORMAL	NORMAL	NORMAL	NORMAL	NORMAL	NORMAL	NORMAL	NORMAL	NORMAL	NORMAL	NORMAL	NORMAL	NORMAL	NORMAL
MATRIX	SO	SO	SO	SO	SO	SO	SO	SO	SO	SO	SO	SO	SO	SO	SO	SO
SAMPLE TYPE	NORMAL	NORMAL	NORMAL	NORMAL	NORMAL	NORMAL	NORMAL	NORMAL	NORMAL	NORMAL	NORMAL	NORMAL	NORMAL	NORMAL	NORMAL	NORMAL
SUBMATRIX	SB	SB	SB	SB	SB	SB	SB	SB	SB	SB	SB	SB	SB	SB	SB	SB
TOP DEPTH	1	2	4	7	1	2	4	7	1	2	4	7	1	2	4	7
BOTTOM DEPTH	2	3	5	8	2	3	5	8	2	3	5	8	2	3	5	8
PCBS (MG/KG)																
AROCLOR-1016	NA	NA	NA	NA	NA	NA	NA	NA	NA	NA	NA	NA	NA	NA	NA	NA
AROCLOR-1221	NA	NA	NA	NA	NA	NA	NA	NA	NA	NA	NA	NA	NA	NA	NA	NA
AROCLOR-1232	NA	NA	NA	NA	NA	NA	NA	NA	NA	NA	NA	NA	NA	NA	NA	NA
AROCLOR-1242	NA	NA	NA	NA	NA	NA	NA	NA	NA	NA	NA	NA	NA	NA	NA	NA
AROCLOR-1248	NA	NA	NA	NA	NA	NA	NA	NA	NA	NA	NA	NA	NA	NA	NA	NA
AROCLOR-1254	NA	NA	NA	NA	NA	NA	NA	NA	NA	NA	NA	NA	NA	NA	NA	NA
AROCLOR-1260	NA	NA	NA	NA	NA	NA	NA	NA	NA	NA	NA	NA	NA	NA	NA	NA
TOTAL AROCLOR	NA	NA	NA	NA	NA	NA	NA	NA	NA	NA	NA	NA	NA	NA	NA	NA
PCBS (UG/KG)																
AROCLOR-1016	38 U	38 U	39 U	43 U	36 U	36 U	36 U	39 U	37 U	37 U	37 U	39 U	35 U	36 U	39 U	37 U
AROCLOR-1221	38 U	38 U	39 U	43 U	36 U	36 U	36 U	39 U	37 U	37 U	37 U	39 U	35 U	36 U	39 U	37 U
AROCLOR-1232	38 U	38 U	39 U	43 U	36 U	36 U	36 U	39 U	37 U	37 U	37 U	39 U	35 U	36 U	39 U	37 U
AROCLOR-1242	38 U	38 U	39 U	43 U	36 U	36 U	36 U	39 U	37 U	37 U	37 U	39 U	35 U	36 U	39 U	37 U
AROCLOR-1248	38 U	38 U	39 U	43 U	36 U	36 U	36 U	39 U	37 U	37 U	37 U	39 U	35 U	36 U	39 U	37 U
AROCLOR-1254	38 U	38 U	39 U	43 U	36 U	36 U	36 U	39 U	37 U	37 U	37 U	39 U	35 U	36 U	39 U	37 U
AROCLOR-1260	38 U	38 U	39 U	43 U	36 U	36 U	36 U	39 U	37 U	37 U	37 U	39 U	35 U	36 U	39 U	37 U
AROCLOR-1262	NA	NA	NA	NA	NA	NA	NA	NA	NA	NA	NA	NA	NA	NA	NA	NA
AROCLOR-1268	NA	NA	NA	NA	NA	NA	NA	NA	NA	NA	NA	NA	NA	NA	NA	NA
TOTAL AROCLOR	0 U	0 U	0 U	0 U	0 U	0 U	0 U	0 U	0 U	0 U	0 U	0 U	0 U	0 U	0 U	0 U

LOCATION	SB-388				SB-389				SB-390				SB-391			
SAMPLE ID	SB-388-0102	SB-388-0203	SB-388-0405	SB-388-0708	SB-389-0102	SB-389-0203	SB-389-0405	SB-389-0708	SB-390-0102	SB-390-0203	SB-390-0405	SB-390-0708	SB-391-0102	SB-391-0203	SB-391-0405	SB-391-0708
OU (Basement)																
SAMPLE DATE	20071015	20071015	20071015	20071015	20071015	20071015	20071015	20071015	20071015	20071015	20071015	20071015	20071016	20071016	20071016	20071016
SAMPLE CODE	NORMAL	NORMAL	NORMAL	NORMAL	NORMAL	NORMAL	NORMAL	NORMAL	NORMAL	NORMAL	NORMAL	NORMAL	NORMAL	NORMAL	NORMAL	NORMAL
MATRIX	SO	SO	SO	SO	SO	SO	SO	SO	SO	SO	SO	SO	SO	SO	SO	SO
SAMPLE TYPE	NORMAL	NORMAL	NORMAL	NORMAL	NORMAL	NORMAL	NORMAL	NORMAL	NORMAL	NORMAL	NORMAL	NORMAL	NORMAL	NORMAL	NORMAL	NORMAL
SUBMATRIX	SB	SB	SB	SB	SB	SB	SB	SB	SB	SB	SB	SB	SB	SB	SB	SB
TOP DEPTH	1	2	4	7	1	2	4	7	1	2	4	7	1	2	4	7
BOTTOM DEPTH	2	3	5	8	2	3	5	8	2	3	5	8	2	3	5	8
PCBS (MG/KG)																
AROCLOR-1016	NA	NA	NA	NA	NA	NA	NA	NA	NA	NA	NA	NA	NA	NA	NA	NA
AROCLOR-1221	NA	NA	NA	NA	NA	NA	NA	NA	NA	NA	NA	NA	NA	NA	NA	NA
AROCLOR-1232	NA	NA	NA	NA	NA	NA	NA	NA	NA	NA	NA	NA	NA	NA	NA	NA
AROCLOR-1242	NA	NA	NA	NA	NA	NA	NA	NA	NA	NA	NA	NA	NA	NA	NA	NA
AROCLOR-1248	NA	NA	NA	NA	NA	NA	NA	NA	NA	NA	NA	NA	NA	NA	NA	NA
AROCLOR-1254	NA	NA	NA	NA	NA	NA	NA	NA	NA	NA	NA	NA	NA	NA	NA	NA
AROCLOR-1260	NA	NA	NA	NA	NA	NA	NA	NA	NA	NA	NA	NA	NA	NA	NA	NA
TOTAL AROCLOR	NA	NA	NA	NA	NA	NA	NA	NA	NA	NA	NA	NA	NA	NA	NA	NA
PCBS (UG/KG)																
AROCLOR-1016	35 U	38 U	36 U	37 U	36 U	39 U	38 U	38 U	38 U	42 U	40 U	40 U	39 U	50 U	38 U	39 U
AROCLOR-1221	35 U	38 U	36 U	37 U	36 U	39 U	38 U	38 U	38 U	42 U	40 U	40 U	39 U	50 U	38 U	39 U
AROCLOR-1232	35 U	38 U	36 U	37 U	36 U	39 U	38 U	38 U	38 U	42 U	40 U	40 U	39 U	50 U	38 U	39 U
AROCLOR-1242	35 U	38 U	36 U	37 U	36 U	39 U	38 U	38 U	38 U	42 U	40 U	40 U	39 U	50 U	38 U	39 U
AROCLOR-1248	35 U	38 U	36 U	37 U	36 U	39 U	38 U	38 U	38 U	42 U	40 U	40 U	39 U	50 U	38 U	39 U
AROCLOR-1254	35 U	38 U	36 U	37 U	36 U	39 U	38 U	38 U	38 U	42 U	40 U	40 U	39 U	50 U	38 U	39 U
AROCLOR-1260	35 U	38 U	36 U	37 U	36 U	39 U	38 U	38 U	38 U	42 U	40 U	40 U	39 U	50 U	38 U	39 U
AROCLOR-1262	NA	NA	NA	NA	NA	NA	NA	NA	NA	NA	NA	NA	NA	NA	NA	NA
AROCLOR-1268	NA	NA	NA	NA	NA	NA	NA	NA	NA	NA	NA	NA	NA	NA	NA	NA
TOTAL AROCLOR	0 U	0 U	0 U	0 U	0 U	0 U	0 U	0 U	0 U	0 U	0 U	0 U	0 U	0 U	0 U	0 U

LOCATION	SB-392				SB-393				SB-394				SB-395			
SAMPLE ID	SB-392-0102	SB-392-0203	SB-392-0405	SB-392-0708	SB-393-0102	SB-393-0203	SB-393-0405	SB-393-0708	SB-394-0102	SB-394-0203	SB-394-0405	SB-394-0708	SB-395-0102	SB-395-0203	SB-395-0405	SB-395-0708
OU (Basement)																
SAMPLE DATE	20071016	20071016	20071016	20071016	20071016	20071016	20071016	20071016	20071016	20071016	20071016	20071016	20071016	20071016	20071016	20071016
SAMPLE CODE	NORMAL	NORMAL	NORMAL	NORMAL	NORMAL	NORMAL	NORMAL	NORMAL	NORMAL	NORMAL	NORMAL	NORMAL	NORMAL	NORMAL	NORMAL	NORMAL
MATRIX	SO	SO	SO	SO	SO	SO	SO	SO	SO	SO	SO	SO	SO	SO	SO	SO
SAMPLE TYPE	NORMAL	NORMAL	NORMAL	NORMAL	NORMAL	NORMAL	NORMAL	NORMAL	NORMAL	NORMAL	NORMAL	NORMAL	NORMAL	NORMAL	NORMAL	NORMAL
SUBMATRIX	SB	SB	SB	SB	SB	SB	SB	SB	SB	SB	SB	SB	SB	SB	SB	SB
TOP DEPTH	1	2	4	7	1	2	4	7	1	2	4	7	1	2	4	7
BOTTOM DEPTH	2	3	5	8	2	3	5	8	2	3	5	8	2	3	5	8
PCBS (MG/KG)																
AROCLOR-1016	NA	NA	NA	NA	NA	NA	NA	NA	NA	NA	NA	NA	NA	NA	NA	NA
AROCLOR-1221	NA	NA	NA	NA	NA	NA	NA	NA	NA	NA	NA	NA	NA	NA	NA	NA
AROCLOR-1232	NA	NA	NA	NA	NA	NA	NA	NA	NA	NA	NA	NA	NA	NA	NA	NA
AROCLOR-1242	NA	NA	NA	NA	NA	NA	NA	NA	NA	NA	NA	NA	NA	NA	NA	NA
AROCLOR-1248	NA	NA	NA	NA	NA	NA	NA	NA	NA	NA	NA	NA	NA	NA	NA	NA
AROCLOR-1254	NA	NA	NA	NA	NA	NA	NA	NA	NA	NA	NA	NA	NA	NA	NA	NA
AROCLOR-1260	NA	NA	NA	NA	NA	NA	NA	NA	NA	NA	NA	NA	NA	NA	NA	NA
TOTAL AROCLOR	NA	NA	NA	NA	NA	NA	NA	NA	NA	NA	NA	NA	NA	NA	NA	NA
PCBS (UG/KG)																
AROCLOR-1016	37 U	37 U	39 U	39 U	35 U	36 U	35 U	38 U	37 U	36 U	38 U	38 U	40 U	34 U	38 U	38 U
AROCLOR-1221	37 U	37 U	39 U	39 U	35 U	36 U	35 U	38 U	37 U	36 U	38 U	38 U	40 U	34 U	38 U	38 U
AROCLOR-1232	37 U	37 U	39 U	39 U	35 U	36 U	35 U	38 U	37 U	36 U	38 U	38 U	40 U	34 U	38 U	38 U
AROCLOR-1242	37 U	37 U	39 U	39 U	35 U	36 U	35 U	38 U	37 U	36 U	38 U	38 U	40 U	34 U	38 U	38 U
AROCLOR-1248	37 U	37 U	39 U	39 U	35 U	36 U	35 U	38 U	37 U	36 U	38 U	38 U	40 U	34 U	38 U	38 U
AROCLOR-1254	37 U	37 U	39 U	39 U	35 U	36 U	35 U	38 U	37 U	36 U	38 U	38 U	40 U	34 U	38 U	38 U
AROCLOR-1260	37 U	37 U	39 U	39 U	22 J	36 U	35 U	38 U	37 U	36 U	38 U	38 U	40 U	34 U	38 U	38 U
AROCLOR-1262	NA	NA	NA	NA	NA	NA	NA	NA	NA	NA	NA	NA	NA	NA	NA	NA
AROCLOR-1268	NA	NA	NA	NA	NA	NA	NA	NA	NA	NA	NA	NA	NA	NA	NA	NA
TOTAL AROCLOR	0 U	0 U	0 U	0 U	22	0 U	0 U	0 U	0 U	0 U	0 U	0 U	0 U	0 U	0 U	0 U

LOCATION	SB-396				SB-397				SB-398				SB-399			
SAMPLE ID	SB-396-0102	SB-396-0203	SB-396-0405	SB-396-0708	SB-397-0102	SB-397-0203	SB-397-0405	SB-397-0708	SB-398-0102	SB-398-0203	SB-398-0405	SB-398-0708	SB-399-0102	SB-399-0203	SB-399-0405	SB-399-0708
OU (Basement)																
SAMPLE DATE	20071016	20071016	20071016	20071016	20071016	20071016	20071016	20071016	20071016	20071016	20071016	20071016	20071016	20071016	20071016	20071016
SAMPLE CODE	NORMAL	NORMAL	NORMAL	NORMAL	NORMAL	NORMAL	NORMAL	NORMAL	NORMAL	NORMAL	NORMAL	NORMAL	NORMAL	NORMAL	NORMAL	NORMAL
MATRIX	SO	SO	SO	SO	SO	SO	SO	SO	SO	SO	SO	SO	SO	SO	SO	SO
SAMPLE TYPE	NORMAL	NORMAL	NORMAL	NORMAL	NORMAL	NORMAL	NORMAL	NORMAL	NORMAL	NORMAL	NORMAL	NORMAL	NORMAL	NORMAL	NORMAL	NORMAL
SUBMATRIX	SB	SB	SB	SB	SB	SB	SB	SB	SB	SB	SB	SB	SB	SB	SB	SB
TOP DEPTH	1	2	4	7	1	2	4	7	1	2	4	7	1	2	4	7
BOTTOM DEPTH	2	3	5	8	2	3	5	8	2	3	5	8	2	3	5	8
PCBS (MG/KG)																
AROCLOR-1016	NA	NA	NA	NA	NA	NA	NA	NA	NA	NA	NA	NA	NA	NA	NA	NA
AROCLOR-1221	NA	NA	NA	NA	NA	NA	NA	NA	NA	NA	NA	NA	NA	NA	NA	NA
AROCLOR-1232	NA	NA	NA	NA	NA	NA	NA	NA	NA	NA	NA	NA	NA	NA	NA	NA
AROCLOR-1242	NA	NA	NA	NA	NA	NA	NA	NA	NA	NA	NA	NA	NA	NA	NA	NA
AROCLOR-1248	NA	NA	NA	NA	NA	NA	NA	NA	NA	NA	NA	NA	NA	NA	NA	NA
AROCLOR-1254	NA	NA	NA	NA	NA	NA	NA	NA	NA	NA	NA	NA	NA	NA	NA	NA
AROCLOR-1260	NA	NA	NA	NA	NA	NA	NA	NA	NA	NA	NA	NA	NA	NA	NA	NA
TOTAL AROCLOR	NA	NA	NA	NA	NA	NA	NA	NA	NA	NA	NA	NA	NA	NA	NA	NA
PCBS (UG/KG)																
AROCLOR-1016	39 U	38 U	39 U	39 U	35 U	37 U	35 U	39 U	36 U	38 U	37 U	38 U	36 U	37 U	39 U	40 U
AROCLOR-1221	39 U	38 U	39 U	39 U	35 U	37 U	35 U	39 U	36 U	38 U	37 U	38 U	36 U	37 U	39 U	40 U
AROCLOR-1232	39 U	38 U	39 U	39 U	35 U	37 U	35 U	39 U	36 U	38 U	37 U	38 U	36 U	37 U	39 U	40 U
AROCLOR-1242	39 U	38 U	39 U	39 U	35 U	37 U	35 U	39 U	36 U	38 U	37 U	38 U	36 U	37 U	39 U	40 U
AROCLOR-1248	39 U	38 U	39 U	39 U	35 U	37 U	35 U	39 U	36 U	38 U	37 U	38 U	36 U	37 U	39 U	40 U
AROCLOR-1254	39 U	38 U	39 U	39 U	35 U	37 U	35 U	39 U	36 U	38 U	37 U	38 U	36 U	37 U	39 U	40 U
AROCLOR-1260	39 U	38 U	39 U	39 U	35 U	37 U	19 J	39 U	36 U	38 U	37 U	38 U	36 U	37 U	39 U	40 U
AROCLOR-1262	NA	NA	NA	NA	NA	NA	NA	NA	NA	NA	NA	NA	NA	NA	NA	NA
AROCLOR-1268	NA	NA	NA	NA	NA	NA	NA	NA	NA	NA	NA	NA	NA	NA	NA	NA
TOTAL AROCLOR	0 U	0 U	0 U	0 U	0 U	0 U	19	0 U	0 U	0 U	0 U	0 U	0 U	0 U	0 U	0 U

LOCATION	SB-400				SB-401				SB-402				SB-403			
SAMPLE ID	SB-400-0102	SB-400-0203	SB-400-0405	SB-400-0708	SB-401-0102	SB-401-0203	SB-401-0405	SB-401-0708	SB-402-0102	SB-402-0203	SB-402-0405	SB-402-0708	SB-403-0102	SB-403-0203	SB-403-0405	SB-403-0708
OU (Basement)																
SAMPLE DATE	20071016	20071016	20071016	20071016	20071016	20071016	20071016	20071016	20071016	20071016	20071016	20071016	20071016	20071016	20071016	20071016
SAMPLE CODE	NORMAL	NORMAL	NORMAL	NORMAL	NORMAL	NORMAL	NORMAL	NORMAL	NORMAL	NORMAL	NORMAL	NORMAL	NORMAL	NORMAL	NORMAL	NORMAL
MATRIX	SO	SO	SO	SO	SO	SO	SO	SO	SO	SO	SO	SO	SO	SO	SO	SO
SAMPLE TYPE	NORMAL	NORMAL	NORMAL	NORMAL	NORMAL	NORMAL	NORMAL	NORMAL	NORMAL	NORMAL	NORMAL	NORMAL	NORMAL	NORMAL	NORMAL	NORMAL
SUBMATRIX	SB	SB	SB	SB	SB	SB	SB	SB	SB	SB	SB	SB	SB	SB	SB	SB
TOP DEPTH	1	2	4	7	1	2	4	7	1	2	4	7	1	2	4	7
BOTTOM DEPTH	2	3	5	8	2	3	5	8	2	3	5	8	2	3	5	8
PCBS (MG/KG)																
AROCLOR-1016	NA	NA	NA	NA	NA	NA	NA	NA	NA	NA	NA	NA	NA	NA	NA	NA
AROCLOR-1221	NA	NA	NA	NA	NA	NA	NA	NA	NA	NA	NA	NA	NA	NA	NA	NA
AROCLOR-1232	NA	NA	NA	NA	NA	NA	NA	NA	NA	NA	NA	NA	NA	NA	NA	NA
AROCLOR-1242	NA	NA	NA	NA	NA	NA	NA	NA	NA	NA	NA	NA	NA	NA	NA	NA
AROCLOR-1248	NA	NA	NA	NA	NA	NA	NA	NA	NA	NA	NA	NA	NA	NA	NA	NA
AROCLOR-1254	NA	NA	NA	NA	NA	NA	NA	NA	NA	NA	NA	NA	NA	NA	NA	NA
AROCLOR-1260	NA	NA	NA	NA	NA	NA	NA	NA	NA	NA	NA	NA	NA	NA	NA	NA
TOTAL AROCLOR	NA	NA	NA	NA	NA	NA	NA	NA	NA	NA	NA	NA	NA	NA	NA	NA
PCBS (UG/KG`																
AROCLOR-1016	36 U	36 U	39 U	41 U	41 U	37 U	40 U	38 U	41 U	39 U	39 U	39 U	37 U	37 U	39 U	40 U
AROCLOR-1221	36 U	36 U	39 U	41 U	41 U	37 U	40 U	38 U	41 U	39 U	39 U	39 U	37 U	37 U	39 U	40 U
AROCLOR-1232	36 U	36 U	39 U	41 U	41 U	37 U	40 U	38 U	41 U	39 U	39 U	39 U	37 U	37 U	39 U	40 U
AROCLOR-1242	36 U	36 U	39 U	41 U	41 U	37 U	40 U	38 U	41 U	39 U	39 U	39 U	37 U	37 U	39 U	40 U
AROCLOR-1248	36 U	36 U	39 U	41 U	41 U	37 U	40 U	38 U	41 U	39 U	39 U	39 U	37 U	37 U	39 U	40 U
AROCLOR-1254	36 U	36 U	39 U	41 U	41 U	37 U	40 U	38 U	41 U	39 U	39 U	39 U	37 U	37 U	39 U	40 U
AROCLOR-1260	36 U	36 U	39 U	41 U	41 U	37 U	40 U	38 U	41 U	39 U	39 U	39 U	37 U	37 U	39 U	40 U
AROCLOR-1262	NA	NA	NA	NA	NA	NA	NA	NA	NA	NA	NA	NA	NA	NA	NA	NA
AROCLOR-1268	NA	NA	NA	NA	NA	NA	NA	NA	NA	NA	NA	NA	NA	NA	NA	NA
TOTAL AROCLOR	0 U	0 U	0 U	0 U	0 U	0 U	0 U	0 U	0 U	0 U	0 U	0 U	0 U	0 U	0 U	0 U

LOCATION	SB-404				SB-405				SB-406				SB-407			
SAMPLE ID	SB-404-0102	SB-404-0203	SB-404-0405	SB-404-0708	SB-405-0102	SB-405-0203	SB-405-0405	SB-405-0708	SB-406-0102	SB-406-0203	SB-406-0405	SB-406-0708	SB-407-0102	SB-407-0203	SB-407-0405	SB-407-0708
OU (Basement)																
SAMPLE DATE	20071016	20071016	20071016	20071016	20071016	20071016	20071016	20071016	20071016	20071016	20071016	20071016	20071016	20071016	20071016	20071016
SAMPLE CODE	NORMAL	NORMAL	NORMAL	NORMAL	NORMAL	NORMAL	NORMAL	NORMAL	NORMAL	NORMAL	NORMAL	NORMAL	NORMAL	NORMAL	NORMAL	NORMAL
MATRIX	SO	SO	SO	SO	SO	SO	SO	SO	SO	SO	SO	SO	SO	SO	SO	SO
SAMPLE TYPE	NORMAL	NORMAL	NORMAL	NORMAL	NORMAL	NORMAL	NORMAL	NORMAL	NORMAL	NORMAL	NORMAL	NORMAL	NORMAL	NORMAL	NORMAL	NORMAL
SUBMATRIX	SB	SB	SB	SB	SB	SB	SB	SB	SB	SB	SB	SB	SB	SB	SB	SB
TOP DEPTH	1	2	4	7	1	2	4	7	1	2	4	7	1	2	4	7
BOTTOM DEPTH	2	3	5	8	2	3	5	8	2	3	5	8	2	3	5	8
PCBS (MG/KG)																
AROCLOR-1016	NA	NA	NA	NA	NA	NA	NA	NA	NA	NA	NA	NA	NA	NA	NA	NA
AROCLOR-1221	NA	NA	NA	NA	NA	NA	NA	NA	NA	NA	NA	NA	NA	NA	NA	NA
AROCLOR-1232	NA	NA	NA	NA	NA	NA	NA	NA	NA	NA	NA	NA	NA	NA	NA	NA
AROCLOR-1242	NA	NA	NA	NA	NA	NA	NA	NA	NA	NA	NA	NA	NA	NA	NA	NA
AROCLOR-1248	NA	NA	NA	NA	NA	NA	NA	NA	NA	NA	NA	NA	NA	NA	NA	NA
AROCLOR-1254	NA	NA	NA	NA	NA	NA	NA	NA	NA	NA	NA	NA	NA	NA	NA	NA
AROCLOR-1260	NA	NA	NA	NA	NA	NA	NA	NA	NA	NA	NA	NA	NA	NA	NA	NA
TOTAL AROCLOR	NA	NA	NA	NA	NA	NA	NA	NA	NA	NA	NA	NA	NA	NA	NA	NA
PCBS (UG/KG`																
AROCLOR-1016	38 U	41 U	42 U	43 U	36 U	37 U	40 U	43 U	38 U	38 U	41 U	42 U	42 U	42 U	45 U	45 U
AROCLOR-1221	38 U	41 U	42 U	43 U	36 U	37 U	40 U	43 U	38 U	38 U	41 U	42 U	42 U	42 U	45 U	45 U
AROCLOR-1232	38 U	41 U	42 U	43 U	36 U	37 U	40 U	43 U	38 U	38 U	41 U	42 U	42 U	42 U	45 U	45 U
AROCLOR-1242	38 U	41 U	42 U	43 U	36 U	37 U	40 U	43 U	38 U	38 U	41 U	42 U	42 U	42 U	45 U	45 U
AROCLOR-1248	38 U	41 U	42 U	43 U	36 U	37 U	40 U	43 U	38 U	38 U	41 U	42 U	42 U	42 U	45 U	45 U
AROCLOR-1254	38 U	41 U	42 U	43 U	36 U	37 U	40 U	43 U	38 U	38 U	41 U	42 U	42 U	42 U	45 U	45 U
AROCLOR-1260	38 U	41 U	42 U	43 U	36 U	37 U	40 U	43 U	38 U	21 J	41 U	42 U	42 U	42 U	45 U	45 U
AROCLOR-1262	NA	NA	NA	NA	NA	NA	NA	NA	NA	NA	NA	NA	NA	NA	NA	NA
AROCLOR-1268	NA	NA	NA	NA	NA	NA	NA	NA	NA	NA	NA	NA	NA	NA	NA	NA
TOTAL AROCLOR	0 U	0 U	0 U	0 U	0 U	0 U	0 U	0 U	0 U	21	0 U	0 U	0 U	0 U	0 U	0 U

LOCATION	SB-408				SB-409				SB-489				SB-490	
SAMPLE ID	SB-408-0102	SB-408-0203	SB-408-0405	SB-408-0708	SB-409-0102	SB-409-0203	SB-409-0405	SB-409-0708	SB-489-0102	SB-489-0203	SB-489-0405	SB-489-0708	SB-490-0405	SB-490-0708
OU (Basement)														
SAMPLE DATE	20071016	20071016	20071016	20071016	20071016	20071016	20071016	20071016	20071016	20071016	20071016	20071016	20071017	20071017
SAMPLE CODE	NORMAL	NORMAL	NORMAL	NORMAL	NORMAL	NORMAL	NORMAL	NORMAL	NORMAL	NORMAL	NORMAL	NORMAL	NORMAL	NORMAL
MATRIX	SO	SO	SO	SO	SO	SO	SO	SO	SO	SO	SO	SO	SO	SO
SAMPLE TYPE	NORMAL	NORMAL	NORMAL	NORMAL	NORMAL	NORMAL	NORMAL	NORMAL	NORMAL	NORMAL	NORMAL	NORMAL	NORMAL	NORMAL
SUBMATRIX	SB	SB	SB	SB	SB	SB	SB	SB	SB	SB	SB	SB	SB	SB
TOP DEPTH	1	2	4	7	1	2	4	7	1	2	4	7	4	7
BOTTOM DEPTH	2	3	5	8	2	3	5	8	2	3	5	8	5	8
PCBS (MG/KG)														
AROCLOR-1016	NA	NA	NA	NA	NA	NA	NA	NA	NA	NA	NA	NA	NA	NA
AROCLOR-1221	NA	NA	NA	NA	NA	NA	NA	NA	NA	NA	NA	NA	NA	NA
AROCLOR-1232	NA	NA	NA	NA	NA	NA	NA	NA	NA	NA	NA	NA	NA	NA
AROCLOR-1242	NA	NA	NA	NA	NA	NA	NA	NA	NA	NA	NA	NA	NA	NA
AROCLOR-1248	NA	NA	NA	NA	NA	NA	NA	NA	NA	NA	NA	NA	NA	NA
AROCLOR-1254	NA	NA	NA	NA	NA	NA	NA	NA	NA	NA	NA	NA	NA	NA
AROCLOR-1260	NA	NA	NA	NA	NA	NA	NA	NA	NA	NA	NA	NA	NA	NA
TOTAL AROCLOR	NA	NA	NA	NA	NA	NA	NA	NA	NA	NA	NA	NA	NA	NA
PCBS (UG/KG)														
AROCLOR-1016	40 U	39 U	38 U	41 U	43 U	40 U	42 U	45 U	41 U	43 U	42 U	45 U	42 U	38 U
AROCLOR-1221	40 U	39 U	38 U	41 U	43 U	40 U	42 U	45 U	41 U	43 U	42 U	45 U	42 U	38 U
AROCLOR-1232	40 U	39 U	38 U	41 U	43 U	40 U	42 U	45 U	41 U	43 U	42 U	45 U	42 U	38 U
AROCLOR-1242	40 U	39 U	38 U	41 U	43 U	40 U	42 U	45 U	41 U	43 U	42 U	45 U	42 U	38 U
AROCLOR-1248	40 U	39 U	38 U	41 U	43 U	40 U	42 U	45 U	41 U	43 U	42 U	45 U	42 U	38 U
AROCLOR-1254	40 U	39 U	38 U	41 U	43 U	40 U	42 U	45 U	41 U	43 U	42 U	45 U	42 U	38 U
AROCLOR-1260	40 U	39 U	15 J	41 U	43 U	40 U	42 U	45 U	41 U	43 U	42 U	45 U	42 U	38 U
AROCLOR-1262	NA	NA	NA	NA	NA	NA	NA	NA	NA	NA	NA	NA	NA	NA
AROCLOR-1268	NA	NA	NA	NA	NA	NA	NA	NA	NA	NA	NA	NA	NA	NA
TOTAL AROCLOR	0 U	0 U	15	0 U	0 U	0 U	0 U	0 U	0 U	0 U	0 U	0 U	0 U	0 U

LOCATION	SB-636					SB-637			SB-638					SB-639		
SAMPLE ID	F-SB-636-1	F-SB-636-3	F-SB-636-3-AVG	F-SB-636-3-D	F-SB-636-5	F-SB-637-1	F-SB-637-3	F-SB-637-5	F-SB-638-1	F-SB-638-3	F-SB-638-3-AVG	F-SB-638-3-D	F-SB-638-5	F-SB-639-1	F-SB-639-3	F-SB-639-5
OU (Basement)																
SAMPLE DATE	20091007	20091007	20091007	20091007	20091007	20091007	20091007	20091007	20091007	20091007	20091007	20091007	20091007	20091007	20091007	20091007
SAMPLE CODE	NORMAL	ORIG	AVG	DUP	NORMAL	NORMAL	NORMAL	NORMAL	NORMAL	ORIG	AVG	DUP	NORMAL	NORMAL	NORMAL	NORMAL
MATRIX	SO	SO	SO	SO	SO	SO	SO	SO	SO	SO	SO	SO	SO	SO	SO	SO
SAMPLE TYPE	NORMAL	NORMAL	NORMAL	NORMAL	NORMAL	NORMAL	NORMAL	NORMAL	NORMAL	NORMAL	NORMAL	NORMAL	NORMAL	NORMAL	NORMAL	NORMAL
SUBMATRIX	SB	SB	SB	SB	SB	SB	SB	SB	SB	SB	SB	SB	SB	SB	SB	SB
TOP DEPTH	1	3	3	3	5	1	3	5	1	3	3	3	5	1	3	5
BOTTOM DEPTH	1	3	3	3	5	1	3	5	1	3	3	3	5	1	3	5
PCBS (MG/KG)																
AROCLOR-1016	NA	NA	NA	NA	NA	NA	NA	NA	NA	NA	NA	NA	NA	NA	NA	NA
AROCLOR-1221	NA	NA	NA	NA	NA	NA	NA	NA	NA	NA	NA	NA	NA	NA	NA	NA
AROCLOR-1232	NA	NA	NA	NA	NA	NA	NA	NA	NA	NA	NA	NA	NA	NA	NA	NA
AROCLOR-1242	NA	NA	NA	NA	NA	NA	NA	NA	NA	NA	NA	NA	NA	NA	NA	NA
AROCLOR-1248	NA	NA	NA	NA	NA	NA	NA	NA	NA	NA	NA	NA	NA	NA	NA	NA
AROCLOR-1254	NA	NA	NA	NA	NA	NA	NA	NA	NA	NA	NA	NA	NA	NA	NA	NA
AROCLOR-1260	NA	NA	NA	NA	NA	NA	NA	NA	NA	NA	NA	NA	NA	NA	NA	NA
TOTAL AROCLOR	NA	NA	NA	NA	NA	NA	NA	NA	NA	NA	NA	NA	NA	NA	NA	NA
PCBS (UG/KG`																
AROCLOR-1016	24 U	27 U	27 U	27 U	24 U	24 U	26 U	25 U	23 U	25 U	24.5 U	24 U	24 U	24 U	26 U	25 U
AROCLOR-1221	19 U	21 U	21 U	21 U	18 U	18 U	19 U	19 U	17 U	19 U	19 U	19 U	18 U	18 U	20 U	19 U
AROCLOR-1232	16 U	18 U	18 U	18 U	16 U	16 U	17 U	17 U	15 U	16 U	16 U	16 U	16 U	16 U	17 U	16 U
AROCLOR-1242	15 U	17 U	17 U	17 U	15 U	15 U	16 U	16 U	14 U	15 U	15 U	15 U	15 U	15 U	16 U	15 U
AROCLOR-1248	20 U	22 U	22 U	22 U	19 U	19 U	21 U	21 U	18 U	20 U	20 U	20 U	19 U	20 U	21 U	20 U
AROCLOR-1254	20 U	22 U	22 U	22 U	19 U	19 U	21 U	21 U	18 U	20 U	20 U	20 U	19 U	20 U	21 U	20 U
AROCLOR-1260	20 U	22 U	22 U	22 U	27 J	19 U	21 U	21 U	18 U	20 U	20 U	20 U	19 U	20 U	21 U	20 U
AROCLOR-1262	NA	NA	NA	NA	NA	NA	NA	NA	NA	NA	NA	NA	NA	NA	NA	NA
AROCLOR-1268	NA	NA	NA	NA	NA	NA	NA	NA	NA	NA	NA	NA	NA	NA	NA	NA
TOTAL AROCLOR	0 U	0 U	0 U	0 U	27	0 U	0 U	0 U	0 U	0 U	0 U	0 U	0 U	0 U	0 U	0 U

LOCATION	SB-640			SB-651			SB-652			SB-782							
SAMPLE ID	F-SB-640-1	F-SB-640-3	F-SB-640-5	F-SB-651-1	F-SB-651-3	F-SB-651-5	F-SB-652-1	F-SB-652-3	F-SB-652-5	D-SB-782-03	D-SB-782-05	D-SB-782-07	D-SB-782-09	D-SB-782-11	D-SB-782-13	D-SB-782-15	D-SS-782-01
OU (Basement)																	
SAMPLE DATE	20091007	20091007	20091007	20091007	20091007	20091007	20091007	20091007	20091007	20100902	20100902	20100902	20100902	20100902	20100902	20100902	20100902
SAMPLE CODE	NORMAL	NORMAL	NORMAL	NORMAL	NORMAL	NORMAL	NORMAL	NORMAL	NORMAL	NORMAL	NORMAL	NORMAL	NORMAL	NORMAL	NORMAL	NORMAL	NORMAL
MATRIX	SO	SO	SO	SO	SO	SO	SO	SO	SO	SO	SO	SO	SO	SO	SO	SO	SO
SAMPLE TYPE	NORMAL	NORMAL	NORMAL	NORMAL	NORMAL	NORMAL	NORMAL	NORMAL	NORMAL	NORMAL	NORMAL	NORMAL	NORMAL	NORMAL	NORMAL	NORMAL	NORMAL
SUBMATRIX	SB	SB	SB	SB	SB	SB	SB	SB	SB	SB	SB	SB	SB	SB	SB	SB	SS
TOP DEPTH	1	3	5	1	3	5	1	3	5	3	5	7	9	11	13	15	0
BOTTOM DEPTH	1	3	5	1	3	5	1	3	5	3	5	7	9	11	13	15	1
PCBS (MG/KG)																	
AROCLOR-1016	NA	NA	NA	NA	NA	NA	NA	NA	NA	NA	NA	NA	NA	NA	NA	NA	NA
AROCLOR-1221	NA	NA	NA	NA	NA	NA	NA	NA	NA	NA	NA	NA	NA	NA	NA	NA	NA
AROCLOR-1232	NA	NA	NA	NA	NA	NA	NA	NA	NA	NA	NA	NA	NA	NA	NA	NA	NA
AROCLOR-1242	NA	NA	NA	NA	NA	NA	NA	NA	NA	NA	NA	NA	NA	NA	NA	NA	NA
AROCLOR-1248	NA	NA	NA	NA	NA	NA	NA	NA	NA	NA	NA	NA	NA	NA	NA	NA	NA
AROCLOR-1254	NA	NA	NA	NA	NA	NA	NA	NA	NA	NA	NA	NA	NA	NA	NA	NA	NA
AROCLOR-1260	NA	NA	NA	NA	NA	NA	NA	NA	NA	NA	NA	NA	NA	NA	NA	NA	NA
TOTAL AROCLOR	NA	NA	NA	NA	NA	NA	NA	NA	NA	NA	NA	NA	NA	NA	NA	NA	NA
PCBS (UG/KG)																	
AROCLOR-1016	24 U	25 U	25 U	24 U	25 U	24 U	24 U	25 U	25 U	24 U	26 U	26 U	25 U	24 U	26 U	24 U	22 U
AROCLOR-1221	18 U	19 U	19 U	18 U	19 U	19 U	18 U	19 U	19 U	18 U	19 U	19 U	19 U	19 U	20 U	18 U	17 U
AROCLOR-1232	16 U	16 U	17 U	16 U	16 U	16 U	16 U	17 U	17 U	16 U	17 U	17 U	17 U	16 U	17 U	16 U	15 U
AROCLOR-1242	15 U	15 U	15 U	15 U	15 U	15 U	15 U	16 U	15 U	15 U	16 U	16 U	16 U	15 U	16 U	15 U	14 U
AROCLOR-1248	20 U	20 U	20 U	19 U	20 U	20 U	20 U	20 U	20 U	20 U	21 U	21 U	20 U	20 U	21 U	20 U	18 U
AROCLOR-1254	20 U	20 U	20 U	19 U	20 U	20 U	20 U	20 U	20 U	20 U	21 U	21 U	20 U	20 U	21 U	20 U	18 U
AROCLOR-1260	20 U	20 U	20 U	19 U	20 U	20 U	20 U	20 U	20 U	20 U	21 U	21 U	20 U	20 U	21 U	20 U	18 U
AROCLOR-1262	NA	NA	NA	NA	NA	NA	NA	NA	NA	NA	NA	NA	NA	NA	NA	NA	NA
AROCLOR-1268	NA	NA	NA	NA	NA	NA	NA	NA	NA	NA	NA	NA	NA	NA	NA	NA	NA
TOTAL AROCLOR	0 U	0 U	0 U	0 U	0 U	0 U	0 U	0 U	0 U	0 U	0 U	0 U	0 U	0 U	0 U	0 U	0 U

LOCATION	SB-783								SB-784							
SAMPLE ID	D-SB-783-03	D-SB-783-05	D-SB-783-07	D-SB-783-09	D-SB-783-11	D-SB-783-13	D-SB-783-15	D-SS-783-01	D-SB-784-03	D-SB-784-05	D-SB-784-07	D-SB-784-09	D-SB-784-11	D-SB-784-13	D-SB-784-15	D-SS-784-01
OU (Basement)																
SAMPLE DATE	20100902	20100902	20100902	20100902	20100902	20100902	20100902	20100902	20100902	20100902	20100902	20100902	20100902	20100902	20100902	20100902
SAMPLE CODE	NORMAL	NORMAL	NORMAL	NORMAL	NORMAL	NORMAL	NORMAL	NORMAL	NORMAL	NORMAL	NORMAL	NORMAL	NORMAL	NORMAL	NORMAL	NORMAL
MATRIX	SO	SO	SO	SO	SO	SO	SO	SO	SO	SO	SO	SO	SO	SO	SO	SO
SAMPLE TYPE	NORMAL	NORMAL	NORMAL	NORMAL	NORMAL	NORMAL	NORMAL	NORMAL	NORMAL	NORMAL	NORMAL	NORMAL	NORMAL	NORMAL	NORMAL	NORMAL
SUBMATRIX	SB	SB	SB	SB	SB	SB	SB	SS	SB	SB	SB	SB	SB	SB	SB	SS
TOP DEPTH	3	5	7	9	11	13	15	0	3	5	7	9	11	13	15	0
BOTTOM DEPTH	3	5	7	9	11	13	15	1	3	5	7	9	11	13	15	1
PCBS (MG/KG)																
AROCLOR-1016	NA	NA	NA	NA	NA	NA	NA	NA	NA	NA	NA	NA	NA	NA	NA	NA
AROCLOR-1221	NA	NA	NA	NA	NA	NA	NA	NA	NA	NA	NA	NA	NA	NA	NA	NA
AROCLOR-1232	NA	NA	NA	NA	NA	NA	NA	NA	NA	NA	NA	NA	NA	NA	NA	NA
AROCLOR-1242	NA	NA	NA	NA	NA	NA	NA	NA	NA	NA	NA	NA	NA	NA	NA	NA
AROCLOR-1248	NA	NA	NA	NA	NA	NA	NA	NA	NA	NA	NA	NA	NA	NA	NA	NA
AROCLOR-1254	NA	NA	NA	NA	NA	NA	NA	NA	NA	NA	NA	NA	NA	NA	NA	NA
AROCLOR-1260	NA	NA	NA	NA	NA	NA	NA	NA	NA	NA	NA	NA	NA	NA	NA	NA
TOTAL AROCLOR	NA	NA	NA	NA	NA	NA	NA	NA	NA	NA	NA	NA	NA	NA	NA	NA
PCBS (UG/KG`																
AROCLOR-1016	23 U	26 U	25 U	25 U	25 U	26 U	26 U	23 U	25 U	26 U	25 U	24 U	25 U	24 U	26 U	23 U
AROCLOR-1221	18 U	20 U	19 U	19 U	19 U	19 U	19 U	18 U	19 U	20 U	19 U	18 U	19 U	19 U	20 U	18 U
AROCLOR-1232	15 U	17 U	17 U	17 U	17 U	17 U	17 U	16 U	16 U	17 U	17 U	16 U	17 U	16 U	17 U	15 U
AROCLOR-1242	14 U	16 U	15 U	15 U	15 U	16 U	16 U	14 U	15 U	16 U	15 U	15 U	15 U	15 U	16 U	14 U
AROCLOR-1248	19 U	21 U	20 U	20 U	20 U	21 U	21 U	19 U	20 U	21 U	20 U	19 U	20 U	20 U	21 U	19 U
AROCLOR-1254	19 U	21 U	20 U	20 U	20 U	21 U	21 U	19 U	20 U	21 U	20 U	19 U	20 U	20 U	21 U	19 U
AROCLOR-1260	19 U	21 U	20 U	20 U	20 U	21 U	21 U	19 U	20 U	21 U	20 U	19 U	20 U	20 U	21 U	19 U
AROCLOR-1262	NA	NA	NA	NA	NA	NA	NA	NA	NA	NA	NA	NA	NA	NA	NA	NA
AROCLOR-1268	NA	NA	NA	NA	NA	NA	NA	NA	NA	NA	NA	NA	NA	NA	NA	NA
TOTAL AROCLOR	0 U	0 U	0 U	0 U	0 U	0 U	0 U	0 U	0 U	0 U	0 U	0 U	0 U	0 U	0 U	0 U

LOCATION	SB-785								SB-786							
SAMPLE ID	D-SB-785-03	D-SB-785-05	D-SB-785-07	D-SB-785-09	D-SB-785-11	D-SB-785-13	D-SB-785-15	D-SS-785-01	D-SB-786-03	D-SB-786-05	D-SB-786-07	D-SB-786-09	D-SB-786-11	D-SB-786-13	D-SB-786-15	D-SS-786-01
OU (Basement)																
SAMPLE DATE	20100903	20100903	20100903	20100908	20100908	20100908	20100908	20100903	20100903	20100903	20100903	20100903	20100903	20100903	20100908	20100903
SAMPLE CODE	NORMAL	NORMAL	NORMAL	NORMAL	NORMAL	NORMAL	NORMAL	NORMAL	NORMAL	NORMAL	NORMAL	NORMAL	NORMAL	NORMAL	NORMAL	NORMAL
MATRIX	SO	SO	SO	SO	SO	SO	SO	SO	SO	SO	SO	SO	SO	SO	SO	SO
SAMPLE TYPE	NORMAL	NORMAL	NORMAL	NORMAL	NORMAL	NORMAL	NORMAL	NORMAL	NORMAL	NORMAL	NORMAL	NORMAL	NORMAL	NORMAL	NORMAL	NORMAL
SUBMATRIX	SB	SB	SB	SB	SB	SB	SB	SS	SB	SB	SB	SB	SB	SB	SB	SS
TOP DEPTH	3	5	7	9	11	13	15	0	3	5	7	9	11	13	15	0
BOTTOM DEPTH	3	5	7	9	11	13	15	1	3	5	7	9	11	13	15	1
PCBS (MG/KG)																
AROCLOR-1016	NA	NA	NA	NA	NA	NA	NA	NA	NA	NA	NA	NA	NA	NA	NA	NA
AROCLOR-1221	NA	NA	NA	NA	NA	NA	NA	NA	NA	NA	NA	NA	NA	NA	NA	NA
AROCLOR-1232	NA	NA	NA	NA	NA	NA	NA	NA	NA	NA	NA	NA	NA	NA	NA	NA
AROCLOR-1242	NA	NA	NA	NA	NA	NA	NA	NA	NA	NA	NA	NA	NA	NA	NA	NA
AROCLOR-1248	NA	NA	NA	NA	NA	NA	NA	NA	NA	NA	NA	NA	NA	NA	NA	NA
AROCLOR-1254	NA	NA	NA	NA	NA	NA	NA	NA	NA	NA	NA	NA	NA	NA	NA	NA
AROCLOR-1260	NA	NA	NA	NA	NA	NA	NA	NA	NA	NA	NA	NA	NA	NA	NA	NA
TOTAL AROCLOR	NA	NA	NA	NA	NA	NA	NA	NA	NA	NA	NA	NA	NA	NA	NA	NA
PCBS (UG/KG`																
AROCLOR-1016	25 U	25 U	26 U	26 U	25 U	26 U	25 U	23 U	25 U	26 U	26 U	25 U	24 U	25 U	24 U	25 U
AROCLOR-1221	19 U	19 U	20 U	20 U	19 U	19 U	19 U	17 U	19 U	20 U	20 U	19 U	18 U	19 U	18 U	19 U
AROCLOR-1232	17 U	17 U	18 U	17 U	17 U	17 U	16 U	15 U	16 U	18 U	17 U	17 U	16 U	17 U	16 U	17 U
AROCLOR-1242	16 U	16 U	16 U	16 U	15 U	16 U	15 U	14 U	15 U	16 U	16 U	15 U	15 U	16 U	15 U	15 U
AROCLOR-1248	20 U	21 U	21 U	21 U	20 U	21 U	20 U	18 U	20 U	21 U	21 U	20 U	19 U	21 U	19 U	20 U
AROCLOR-1254	20 U	21 U	21 U	21 U	20 U	21 U	20 U	18 U	20 U	21 U	21 U	20 U	19 U	21 U	19 U	20 U
AROCLOR-1260	20 U	21 U	21 U	21 U	20 U	21 U	20 U	18 U	20 U	21 U	21 U	20 U	19 U	21 U	19 U	20 U
AROCLOR-1262	NA	NA	NA	NA	NA	NA	NA	NA	NA	NA	NA	NA	NA	NA	NA	NA
AROCLOR-1268	NA	NA	NA	NA	NA	NA	NA	NA	NA	NA	NA	NA	NA	NA	NA	NA
TOTAL AROCLOR	0 U	0 U	0 U	0 U	0 U	0 U	0 U	0 U	0 U	0 U	0 U	0 U	0 U	0 U	0 U	0 U

LOCATION	SB-787								SB-788							
SAMPLE ID	D-SB-787-03	D-SB-787-05	D-SB-787-07	D-SB-787-09	D-SB-787-11	D-SB-787-13	D-SB-787-15	D-SS-787-01	D-SB-788-03	D-SB-788-05	D-SB-788-07	D-SB-788-09	D-SB-788-11	D-SB-788-13	D-SB-788-15	D-SB-788-SS
OU (Basement)																
SAMPLE DATE	20100908	20100908	20100903	20100908	20100908	20100908	20100908	20100903	20100908	20100908	20100908	20100908	20100908	20100908	20100908	20100908
SAMPLE CODE	NORMAL	NORMAL	NORMAL	NORMAL	NORMAL	NORMAL	NORMAL	NORMAL	NORMAL	NORMAL	NORMAL	NORMAL	NORMAL	NORMAL	NORMAL	NORMAL
MATRIX	SO	SO	SO	SO	SO	SO	SO	SO	SO	SO	SO	SO	SO	SO	SO	SO
SAMPLE TYPE	NORMAL	NORMAL	NORMAL	NORMAL	NORMAL	NORMAL	NORMAL	NORMAL	NORMAL	NORMAL	NORMAL	NORMAL	NORMAL	NORMAL	NORMAL	NORMAL
SUBMATRIX	SB	SB	SB	SB	SB	SB	SB	SS	SB	SB	SB	SB	SB	SB	SB	SS
TOP DEPTH	3	5	7	9	11	13	15	0	3	5	7	9	11	13	15	0
BOTTOM DEPTH	3	5	7	9	11	13	15	1	3	5	7	9	11	13	15	1
PCBS (MG/KG)																
AROCLOR-1016	NA	NA	NA	NA	NA	NA	NA	NA	NA	NA	NA	NA	NA	NA	NA	NA
AROCLOR-1221	NA	NA	NA	NA	NA	NA	NA	NA	NA	NA	NA	NA	NA	NA	NA	NA
AROCLOR-1232	NA	NA	NA	NA	NA	NA	NA	NA	NA	NA	NA	NA	NA	NA	NA	NA
AROCLOR-1242	NA	NA	NA	NA	NA	NA	NA	NA	NA	NA	NA	NA	NA	NA	NA	NA
AROCLOR-1248	NA	NA	NA	NA	NA	NA	NA	NA	NA	NA	NA	NA	NA	NA	NA	NA
AROCLOR-1254	NA	NA	NA	NA	NA	NA	NA	NA	NA	NA	NA	NA	NA	NA	NA	NA
AROCLOR-1260	NA	NA	NA	NA	NA	NA	NA	NA	NA	NA	NA	NA	NA	NA	NA	NA
TOTAL AROCLOR	NA	NA	NA	NA	NA	NA	NA	NA	NA	NA	NA	NA	NA	NA	NA	NA
PCBS (UG/KG`																
AROCLOR-1016	24 U	27 U	26 U	25 U	24 U	25 U	24 U	24 U	24 U	26 U	26 U	26 U	25 U	26 U	24 U	22 U
AROCLOR-1221	18 U	20 U	20 U	19 U	18 U	19 U	18 U	19 U	18 U	20 U	20 U	20 U	19 U	20 U	18 U	17 U
AROCLOR-1232	16 U	18 U	17 U	17 U	16 U	16 U	16 U	16 U	16 U	17 U	17 U	17 U	17 U	17 U	16 U	15 U
AROCLOR-1242	15 U	17 U	16 U	15 U	15 U	15 U	15 U	15 U	15 U	16 U	16 U	16 U	16 U	16 U	15 U	14 U
AROCLOR-1248	19 U	22 U	21 U	20 U	19 U	20 U	19 U	20 U	19 U	21 U	21 U	21 U	20 U	21 U	20 U	18 U
AROCLOR-1254	19 U	22 U	21 U	20 U	19 U	20 U	19 U	20 U	19 U	21 U	21 U	21 U	20 U	21 U	20 U	18 U
AROCLOR-1260	19 U	22 U	21 U	20 U	19 U	20 U	19 U	20 U	19 U	21 U	21 U	21 U	20 U	21 U	20 U	18 U
AROCLOR-1262	NA	NA	NA	NA	NA	NA	NA	NA	NA	NA	NA	NA	NA	NA	NA	NA
AROCLOR-1268	NA	NA	NA	NA	NA	NA	NA	NA	NA	NA	NA	NA	NA	NA	NA	NA
TOTAL AROCLOR	0 U	0 U	0 U	0 U	0 U	0 U	0 U	0 U	0 U	0 U	0 U	0 U	0 U	0 U	0 U	0 U

LOCATION	SB-789								SB-790							
SAMPLE ID	D-SB-789-03	D-SB-789-05	D-SB-789-07	D-SB-789-09	D-SB-789-11	D-SB-789-13	D-SB-789-15	D-SB-789-SS	D-SB-790-03	D-SB-790-05	D-SB-790-07	D-SB-790-09	D-SB-790-11	D-SB-790-13	D-SB-790-15	D-SB-790-SS
OU (Basement)																
SAMPLE DATE	20100908	20100908	20100908	20100908	20100908	20100908	20100908	20100908	20100908	20100908	20100908	20100908	20100908	20100908	20100908	20100908
SAMPLE CODE	NORMAL	NORMAL	NORMAL	NORMAL	NORMAL	NORMAL	NORMAL	NORMAL	NORMAL	NORMAL	NORMAL	NORMAL	NORMAL	NORMAL	NORMAL	NORMAL
MATRIX	SO	SO	SO	SO	SO	SO	SO	SO	SO	SO	SO	SO	SO	SO	SO	SO
SAMPLE TYPE	NORMAL	NORMAL	NORMAL	NORMAL	NORMAL	NORMAL	NORMAL	NORMAL	NORMAL	NORMAL	NORMAL	NORMAL	NORMAL	NORMAL	NORMAL	NORMAL
SUBMATRIX	SB	SB	SB	SB	SB	SB	SB	SS	SB	SB	SB	SB	SB	SB	SB	SS
TOP DEPTH	3	5	7	9	11	13	15	0	3	5	7	9	11	13	15	0
BOTTOM DEPTH	3	5	7	9	11	13	15	1	3	5	7	9	11	13	15	1
PCBS (MG/KG)																
AROCLOR-1016	NA	NA	NA	NA	NA	NA	NA	NA	NA	NA	NA	NA	NA	NA	NA	NA
AROCLOR-1221	NA	NA	NA	NA	NA	NA	NA	NA	NA	NA	NA	NA	NA	NA	NA	NA
AROCLOR-1232	NA	NA	NA	NA	NA	NA	NA	NA	NA	NA	NA	NA	NA	NA	NA	NA
AROCLOR-1242	NA	NA	NA	NA	NA	NA	NA	NA	NA	NA	NA	NA	NA	NA	NA	NA
AROCLOR-1248	NA	NA	NA	NA	NA	NA	NA	NA	NA	NA	NA	NA	NA	NA	NA	NA
AROCLOR-1254	NA	NA	NA	NA	NA	NA	NA	NA	NA	NA	NA	NA	NA	NA	NA	NA
AROCLOR-1260	NA	NA	NA	NA	NA	NA	NA	NA	NA	NA	NA	NA	NA	NA	NA	NA
TOTAL AROCLOR	NA	NA	NA	NA	NA	NA	NA	NA	NA	NA	NA	NA	NA	NA	NA	NA
PCBS (UG/KG)																
AROCLOR-1016	23 U	25 U	26 U	25 U	25 U	25 U	24 U	22 U	24 U	50 U	26 U	27 U	26 U	25 U	24 U	23 U
AROCLOR-1221	18 U	19 U	20 U	19 U	19 U	19 U	19 U	17 U	19 U	38 U	19 U	20 U	20 U	19 U	19 U	17 U
AROCLOR-1232	15 U	17 U	17 U	17 U	16 U	17 U	16 U	15 U	16 U	33 U	17 U	18 U	17 U	17 U	16 U	15 U
AROCLOR-1242	14 U	16 U	16 U	15 U	15 U	16 U	15 U	14 U	15 U	31 U	16 U	17 U	16 U	16 U	15 U	14 U
AROCLOR-1248	19 U	21 U	21 U	20 U	20 U	20 U	20 U	18 U	20 U	40 U	21 U	22 U	21 U	20 U	20 U	18 U
AROCLOR-1254	19 U	21 U	21 U	20 U	20 U	20 U	20 U	18 U	20 U	40 U	21 U	22 U	21 U	20 U	20 U	18 U
AROCLOR-1260	19 U	21 U	21 U	20 U	20 U	20 U	20 U	18 U	20 U	240	21 U	22 U	21 U	20 U	20 U	18 U
AROCLOR-1262	NA	NA	NA	NA	NA	NA	NA	NA	NA	NA	NA	NA	NA	NA	NA	NA
AROCLOR-1268	NA	NA	NA	NA	NA	NA	NA	NA	NA	NA	NA	NA	NA	NA	NA	NA
TOTAL AROCLOR	0 U	0 U	0 U	0 U	0 U	0 U	0 U	0 U	0 U	240	0 U	0 U	0 U	0 U	0 U	0 U

LOCATION	SB-791								SB-792							
SAMPLE ID	D-SB-791-03	D-SB-791-05	D-SB-791-07	D-SB-791-09	D-SB-791-11	D-SB-791-13	D-SB-791-15	D-SB-791-SS	D-SB-792-03	D-SB-792-05	D-SB-792-07	D-SB-792-09	D-SB-792-11	D-SB-792-13	D-SB-792-15	D-SB-792-SS
OU (Basement)																
SAMPLE DATE	20100909	20100909	20100909	20100909	20100909	20100909	20100909	20100909	20100909	20100909	20100909	20100909	20100909	20100909	20100909	20100909
SAMPLE CODE	NORMAL	NORMAL	NORMAL	NORMAL	NORMAL	NORMAL	NORMAL	NORMAL	NORMAL	NORMAL	NORMAL	NORMAL	NORMAL	NORMAL	NORMAL	NORMAL
MATRIX	SO	SO	SO	SO	SO	SO	SO	SO	SO	SO	SO	SO	SO	SO	SO	SO
SAMPLE TYPE	NORMAL	NORMAL	NORMAL	NORMAL	NORMAL	NORMAL	NORMAL	NORMAL	NORMAL	NORMAL	NORMAL	NORMAL	NORMAL	NORMAL	NORMAL	NORMAL
SUBMATRIX	SB	SB	SB	SB	SB	SB	SB	SS	SB	SB	SB	SB	SB	SB	SB	SS
TOP DEPTH	3	5	7	9	11	13	15	0	3	5	7	9	11	13	15	0
BOTTOM DEPTH	3	5	7	9	11	13	15	1	3	5	7	9	11	13	15	1
PCBS (MG/KG)																
AROCLOR-1016	NA	NA	NA	NA	NA	NA	NA	NA	NA	NA	NA	NA	NA	NA	NA	NA
AROCLOR-1221	NA	NA	NA	NA	NA	NA	NA	NA	NA	NA	NA	NA	NA	NA	NA	NA
AROCLOR-1232	NA	NA	NA	NA	NA	NA	NA	NA	NA	NA	NA	NA	NA	NA	NA	NA
AROCLOR-1242	NA	NA	NA	NA	NA	NA	NA	NA	NA	NA	NA	NA	NA	NA	NA	NA
AROCLOR-1248	NA	NA	NA	NA	NA	NA	NA	NA	NA	NA	NA	NA	NA	NA	NA	NA
AROCLOR-1254	NA	NA	NA	NA	NA	NA	NA	NA	NA	NA	NA	NA	NA	NA	NA	NA
AROCLOR-1260	NA	NA	NA	NA	NA	NA	NA	NA	NA	NA	NA	NA	NA	NA	NA	NA
TOTAL AROCLOR	NA	NA	NA	NA	NA	NA	NA	NA	NA	NA	NA	NA	NA	NA	NA	NA
PCBS (UG/KG)																
AROCLOR-1016	25 U	27 U	25 U	24 U	24 U	25 U	26 U	22 U	25 U	25 U	25 U	25 U	24 U	26 U	24 U	23 U
AROCLOR-1221	19 U	20 U	19 U	18 U	19 U	19 U	20 U	17 U	19 U	19 U	19 U	19 U	19 U	20 U	19 U	17 U
AROCLOR-1232	17 U	18 U	17 U	16 U	16 U	17 U	17 U	15 U	16 U	17 U	17 U	16 U	16 U	18 U	16 U	15 U
AROCLOR-1242	16 U	17 U	15 U	15 U	15 U	15 U	16 U	14 U	15 U	16 U	16 U	15 U	15 U	16 U	15 U	14 U
AROCLOR-1248	21 U	22 U	20 U	19 U	20 U	20 U	21 U	18 U	20 U	21 U	20 U	20 U	20 U	21 U	20 U	18 U
AROCLOR-1254	21 U	22 U	20 U	19 U	20 U	20 U	21 U	18 U	20 U	21 U	20 U	20 U	20 U	21 U	20 U	18 U
AROCLOR-1260	21 U	22 U	20 U	19 U	20 U	20 U	21 U	18 U	20 U	21 U	20 U	20 U	20 U	21 U	20 U	18 U
AROCLOR-1262	NA	NA	NA	NA	NA	NA	NA	NA	NA	NA	NA	NA	NA	NA	NA	NA
AROCLOR-1268	NA	NA	NA	NA	NA	NA	NA	NA	NA	NA	NA	NA	NA	NA	NA	NA
TOTAL AROCLOR	0 U	0 U	0 U	0 U	0 U	0 U	0 U	0 U	0 U	0 U	0 U	0 U	0 U	0 U	0 U	0 U

LOCATION	SB-793								SB-794							
SAMPLE ID	D-SB-793-03	D-SB-793-05	D-SB-793-07	D-SB-793-09	D-SB-793-11	D-SB-793-13	D-SB-793-15	D-SB-793-SS	D-SB-794-03	D-SB-794-05	D-SB-794-07	D-SB-794-09	D-SB-794-11	D-SB-794-13	D-SB-794-15	D-SB-794-SS
OU (Basement)																
SAMPLE DATE	20100909	20100909	20100909	20100909	20100909	20100909	20100909	20100909	20100909	20100909	20100909	20100909	20100909	20100909	20100909	20100909
SAMPLE CODE	NORMAL	NORMAL	NORMAL	NORMAL	NORMAL	NORMAL	NORMAL	NORMAL	NORMAL	NORMAL	NORMAL	NORMAL	NORMAL	NORMAL	NORMAL	NORMAL
MATRIX	SO	SO	SO	SO	SO	SO	SO	SO	SO	SO	SO	SO	SO	SO	SO	SO
SAMPLE TYPE	NORMAL	NORMAL	NORMAL	NORMAL	NORMAL	NORMAL	NORMAL	NORMAL	NORMAL	NORMAL	NORMAL	NORMAL	NORMAL	NORMAL	NORMAL	NORMAL
SUBMATRIX	SB	SB	SB	SB	SB	SB	SB	SS	SB	SB	SB	SB	SB	SB	SB	SS
TOP DEPTH	3	5	7	9	11	13	15	0	3	5	7	9	11	13	15	0
BOTTOM DEPTH	3	5	7	9	11	13	15	1	3	5	7	9	11	13	15	1
PCBS (MG/KG)																
AROCLOR-1016	NA	NA	NA	NA	NA	NA	NA	NA	NA	NA	NA	NA	NA	NA	NA	NA
AROCLOR-1221	NA	NA	NA	NA	NA	NA	NA	NA	NA	NA	NA	NA	NA	NA	NA	NA
AROCLOR-1232	NA	NA	NA	NA	NA	NA	NA	NA	NA	NA	NA	NA	NA	NA	NA	NA
AROCLOR-1242	NA	NA	NA	NA	NA	NA	NA	NA	NA	NA	NA	NA	NA	NA	NA	NA
AROCLOR-1248	NA	NA	NA	NA	NA	NA	NA	NA	NA	NA	NA	NA	NA	NA	NA	NA
AROCLOR-1254	NA	NA	NA	NA	NA	NA	NA	NA	NA	NA	NA	NA	NA	NA	NA	NA
AROCLOR-1260	NA	NA	NA	NA	NA	NA	NA	NA	NA	NA	NA	NA	NA	NA	NA	NA
TOTAL AROCLOR	NA	NA	NA	NA	NA	NA	NA	NA	NA	NA	NA	NA	NA	NA	NA	NA
PCBS (UG/KG)																
AROCLOR-1016	26 U	26 U	26 U	25 U	25 U	25 U	26 U	24 U	25 U	26 U	26 U	24 U	25 U	25 U	25 U	24 U
AROCLOR-1221	20 U	20 U	20 U	19 U	19 U	19 U	20 U	18 U	19 U	20 U	20 U	18 U	19 U	19 U	19 U	19 U
AROCLOR-1232	17 U	17 U	17 U	17 U	17 U	16 U	17 U	16 U	17 U	17 U	17 U	16 U	16 U	17 U	16 U	16 U
AROCLOR-1242	16 U	16 U	16 U	15 U	15 U	15 U	16 U	15 U	15 U	16 U	16 U	15 U	15 U	16 U	15 U	15 U
AROCLOR-1248	21 U	21 U	21 U	20 U	20 U	20 U	21 U	19 U	20 U	21 U	21 U	20 U	20 U	21 U	20 U	20 U
AROCLOR-1254	21 U	21 U	21 U	20 U	20 U	20 U	21 U	19 U	20 U	21 U	21 U	20 U	20 U	21 U	20 U	20 U
AROCLOR-1260	21 U	21 U	21 U	20 U	20 U	20 U	21 U	19 U	20 U	21 U	21 U	20 U	20 U	21 U	20 U	20 J
AROCLOR-1262	NA	NA	NA	NA	NA	NA	NA	NA	NA	NA	NA	NA	NA	NA	NA	NA
AROCLOR-1268	NA	NA	NA	NA	NA	NA	NA	NA	NA	NA	NA	NA	NA	NA	NA	NA
TOTAL AROCLOR	0 U	0 U	0 U	0 U	0 U	0 U	0 U	0 U	0 U	0 U	0 U	0 U	0 U	0 U	0 U	20

LOCATION	SB-795								SB-796							
SAMPLE ID	D-SB-795-03	D-SB-795-05	D-SB-795-07	D-SB-795-09	D-SB-795-11	D-SB-795-13	D-SB-795-15	D-SB-795-SS	D-SB-796-03	D-SB-796-05	D-SB-796-07	D-SB-796-09	D-SB-796-11	D-SB-796-13	D-SB-796-15	D-SB-796-SS
OU (Basement)																
SAMPLE DATE	20100909	20100909	20100909	20100909	20100909	20100909	20100909	20100909	20100910	20100910	20100910	20100910	20100910	20100910	20100910	20100910
SAMPLE CODE	NORMAL	NORMAL	NORMAL	NORMAL	NORMAL	NORMAL	NORMAL	NORMAL	NORMAL	NORMAL	NORMAL	NORMAL	NORMAL	NORMAL	NORMAL	NORMAL
MATRIX	SO	SO	SO	SO	SO	SO	SO	SO	SO	SO	SO	SO	SO	SO	SO	SO
SAMPLE TYPE	NORMAL	NORMAL	NORMAL	NORMAL	NORMAL	NORMAL	NORMAL	NORMAL	NORMAL	NORMAL	NORMAL	NORMAL	NORMAL	NORMAL	NORMAL	NORMAL
SUBMATRIX	SB	SB	SB	SB	SB	SB	SB	SS	SB	SB	SB	SB	SB	SB	SB	SS
TOP DEPTH	3	5	7	9	11	13	15	0	3	5	7	9	11	13	15	0
BOTTOM DEPTH	3	5	7	9	11	13	15	1	3	5	7	9	11	13	15	1
PCBS (MG/KG)																
AROCLOR-1016	NA	NA	NA	NA	NA	NA	NA	NA	NA	NA	NA	NA	NA	NA	NA	NA
AROCLOR-1221	NA	NA	NA	NA	NA	NA	NA	NA	NA	NA	NA	NA	NA	NA	NA	NA
AROCLOR-1232	NA	NA	NA	NA	NA	NA	NA	NA	NA	NA	NA	NA	NA	NA	NA	NA
AROCLOR-1242	NA	NA	NA	NA	NA	NA	NA	NA	NA	NA	NA	NA	NA	NA	NA	NA
AROCLOR-1248	NA	NA	NA	NA	NA	NA	NA	NA	NA	NA	NA	NA	NA	NA	NA	NA
AROCLOR-1254	NA	NA	NA	NA	NA	NA	NA	NA	NA	NA	NA	NA	NA	NA	NA	NA
AROCLOR-1260	NA	NA	NA	NA	NA	NA	NA	NA	NA	NA	NA	NA	NA	NA	NA	NA
TOTAL AROCLOR	NA	NA	NA	NA	NA	NA	NA	NA	NA	NA	NA	NA	NA	NA	NA	NA
PCBS (UG/KG)																
AROCLOR-1016	25 U	31 U	26 U	25 U	25 U	26 U	25 U	24 U	24 U	29 U	25 U	24 U	24 U	26 U	24 U	25 U
AROCLOR-1221	19 U	24 U	20 U	19 U	19 U	20 U	19 U	18 U	19 U	22 U	19 U	19 U	18 U	20 U	18 U	19 U
AROCLOR-1232	17 U	21 U	17 U	16 U	17 U	17 U	17 U	16 U	16 U	19 U	16 U	16 U	16 U	17 U	16 U	17 U
AROCLOR-1242	16 U	19 U	16 U	15 U	16 U	16 U	16 U	15 U	15 U	18 U	15 U	15 U	15 U	16 U	15 U	16 U
AROCLOR-1248	21 U	25 U	21 U	20 U	20 U	21 U	20 U	19 U	20 U	23 U	20 U	20 U	20 U	21 U	19 U	20 U
AROCLOR-1254	21 U	25 U	21 U	20 U	20 U	21 U	20 U	19 U	20 U	23 U	20 U	20 U	20 U	21 U	19 U	20 U
AROCLOR-1260	21 U	25 U	21 U	20 U	20 U	21 U	20 U	19 U	20 U	23 U	20 U	20 U	20 U	21 U	19 U	20 U
AROCLOR-1262	NA	NA	NA	NA	NA	NA	NA	NA	NA	NA	NA	NA	NA	NA	NA	NA
AROCLOR-1268	NA	NA	NA	NA	NA	NA	NA	NA	NA	NA	NA	NA	NA	NA	NA	NA
TOTAL AROCLOR	0 U	0 U	0 U	0 U	0 U	0 U	0 U	0 U	0 U	0 U	0 U	0 U	0 U	0 U	0 U	0 U

LOCATION	SB-872					SB-873					SB-874				
SAMPLE ID	D-SB-872-0-1	D-SB-872-1-2	D-SB-872-2-4	D-SB-872-4-6	D-SB-872-6-8	D-SB-873-0-1	D-SB-873-1-2	D-SB-873-2-4	D-SB-873-4-6	D-SB-873-6-8	D-SB-874-0-1	D-SB-874-1-2	D-SB-874-2-4	D-SB-874-4-6	D-SB-874-6-8
OU (Basement)															
SAMPLE DATE	20120424	20120424	20120424	20120424	20120424	20120423	20120423	20120423	20120423	20120423	20120424	20120424	20120424	20120424	20120424
SAMPLE CODE	NORMAL	NORMAL	NORMAL	NORMAL	NORMAL	NORMAL	NORMAL	NORMAL	NORMAL	NORMAL	NORMAL	NORMAL	NORMAL	NORMAL	NORMAL
MATRIX	SO	SO	SO	SO	SO	SO	SO	SO	SO	SO	SO	SO	SO	SO	SO
SAMPLE TYPE	NORMAL	NORMAL	NORMAL	NORMAL	NORMAL	NORMAL	NORMAL	NORMAL	NORMAL	NORMAL	NORMAL	NORMAL	NORMAL	NORMAL	NORMAL
SUBMATRIX	SS	SS	SB	SB	SB	SS	SS	SB	SB	SB	SS	SS	SB	SB	SB
TOP DEPTH	0	1	2	4	6	0	1	2	4	6	0	1	2	4	6
BOTTOM DEPTH	1	2	4	6	8	1	2	4	6	8	1	2	4	6	8
PCBS (MG/KG)															
AROCLOR-1016	NA	NA	NA	NA	NA	NA	NA	NA	NA	NA	NA	NA	NA	NA	NA
AROCLOR-1221	NA	NA	NA	NA	NA	NA	NA	NA	NA	NA	NA	NA	NA	NA	NA
AROCLOR-1232	NA	NA	NA	NA	NA	NA	NA	NA	NA	NA	NA	NA	NA	NA	NA
AROCLOR-1242	NA	NA	NA	NA	NA	NA	NA	NA	NA	NA	NA	NA	NA	NA	NA
AROCLOR-1248	NA	NA	NA	NA	NA	NA	NA	NA	NA	NA	NA	NA	NA	NA	NA
AROCLOR-1254	NA	NA	NA	NA	NA	NA	NA	NA	NA	NA	NA	NA	NA	NA	NA
AROCLOR-1260	NA	NA	NA	NA	NA	NA	NA	NA	NA	NA	NA	NA	NA	NA	NA
TOTAL AROCLOR	NA	NA	NA	NA	NA	NA	NA	NA	NA	NA	NA	NA	NA	NA	NA
PCBS (UG/KG`															
AROCLOR-1016	22 U	23 U	25 U	25 U	26 U	25 U	25 U	24 U	26 U	24 U	24 U	25 U	25 U	26 U	25 U
AROCLOR-1221	17 U	18 U	19 U	19 U	20 U	19 U	19 U	18 U	20 U	18 U	19 U	19 U	19 U	19 U	19 U
AROCLOR-1232	15 U	15 U	16 U	16 U	17 U	16 U	17 U	16 U	17 U	16 U	16 U	16 U	16 U	17 U	16 U
AROCLOR-1242	13 U	14 U	15 U	15 U	16 U	15 U	15 U	15 U	16 U	15 U	15 U	15 U	15 U	16 U	15 U
AROCLOR-1248	18 U	19 U	20 U	20 U	21 U	20 U	20 U	19 U	21 U	20 U	20 U	20 U	20 U	21 U	20 U
AROCLOR-1254	18 U	19 U	20 U	20 U	21 U	20 U	20 U	19 U	21 U	20 U	20 U	20 U	20 U	21 U	20 U
AROCLOR-1260	18 U	44	20 U	40	21 U	20 U	20 U	19 U	21 U	20 U	20 U	20 U	20 U	21 U	20 U
AROCLOR-1262	NA	NA	NA	NA	NA	NA	NA	NA	NA	NA	NA	NA	NA	NA	NA
AROCLOR-1268	NA	NA	NA	NA	NA	NA	NA	NA	NA	NA	NA	NA	NA	NA	NA
TOTAL AROCLOR	NA	NA	NA	NA	NA	NA	NA	NA	NA	NA	NA	NA	NA	NA	NA

LOCATION	SB-875					SB-876					SB-877				
SAMPLE ID	D-SB-875-0-1	D-SB-875-1-2	D-SB-875-2-4	D-SB-875-4-6	D-SB-875-6-8	D-SB-876-0-1	D-SB-876-1-2	D-SB-876-2-4	D-SB-876-4-6	D-SB-876-6-8	D-SB-877-0-1	D-SB-877-1-2	D-SB-877-2-4	D-SB-877-4-6	D-SB-877-6-8
OU (Basement)															
SAMPLE DATE	20120423	20120423	20120423	20120423	20120423	20120423	20120423	20120423	20120423	20120423	20120425	20120425	20120425	20120425	20120425
SAMPLE CODE	NORMAL	NORMAL	NORMAL	NORMAL	NORMAL	NORMAL	NORMAL	NORMAL	NORMAL	NORMAL	NORMAL	NORMAL	NORMAL	NORMAL	NORMAL
MATRIX	SO	SO	SO	SO	SO	SO	SO	SO	SO	SO	SO	SO	SO	SO	SO
SAMPLE TYPE	NORMAL	NORMAL	NORMAL	NORMAL	NORMAL	NORMAL	NORMAL	NORMAL	NORMAL	NORMAL	NORMAL	NORMAL	NORMAL	NORMAL	NORMAL
SUBMATRIX	SS	SS	SB	SB	SB	SS	SS	SB	SB	SB	SS	SS	SB	SB	SB
TOP DEPTH	0	1	2	4	6	0	1	2	4	6	0	1	2	4	6
BOTTOM DEPTH	1	2	4	6	8	1	2	4	6	8	1	2	4	6	8
PCBS (MG/KG)															
AROCLOR-1016	NA	NA	NA	NA	NA	NA	NA	NA	NA	NA	NA	NA	NA	NA	NA
AROCLOR-1221	NA	NA	NA	NA	NA	NA	NA	NA	NA	NA	NA	NA	NA	NA	NA
AROCLOR-1232	NA	NA	NA	NA	NA	NA	NA	NA	NA	NA	NA	NA	NA	NA	NA
AROCLOR-1242	NA	NA	NA	NA	NA	NA	NA	NA	NA	NA	NA	NA	NA	NA	NA
AROCLOR-1248	NA	NA	NA	NA	NA	NA	NA	NA	NA	NA	NA	NA	NA	NA	NA
AROCLOR-1254	NA	NA	NA	NA	NA	NA	NA	NA	NA	NA	NA	NA	NA	NA	NA
AROCLOR-1260	NA	NA	NA	NA	NA	NA	NA	NA	NA	NA	NA	NA	NA	NA	NA
TOTAL AROCLOR	NA	NA	NA	NA	NA	NA	NA	NA	NA	NA	NA	NA	NA	NA	NA
PCBS (UG/KG)															
AROCLOR-1016	22 U	22 U	26 U	25 U	25 U	24 U	24 U	26 U	29 U	24 U	23 U	24 U	24 U	25 U	26 U
AROCLOR-1221	17 U	17 U	20 U	19 U	19 U	18 U	18 U	19 U	22 U	18 U	18 U	19 U	18 U	19 U	20 U
AROCLOR-1232	15 U	15 U	17 U	17 U	16 U	16 U	16 U	17 U	19 U	16 U	16 U	16 U	16 U	17 U	17 U
AROCLOR-1242	13 U	14 U	16 U	16 U	15 U	15 U	15 U	16 U	18 U	15 U	15 U	15 U	15 U	16 U	16 U
AROCLOR-1248	18 U	18 U	21 U	21 U	20 U	19 U	19 U	21 U	24 U	20 U	19 U	20 U	20 U	20 U	21 U
AROCLOR-1254	18 U	18 U	21 U	21 U	20 U	19 U	19 U	21 U	24 U	20 U	19 U	20 U	20 U	20 U	21 U
AROCLOR-1260	18 U	18 U	21 U	21 U	20 U	19 U	19 U	21 U	24 U	20 U	19 U	50	20 U	20 U	21 U
AROCLOR-1262	NA	NA	NA	NA	NA	NA	NA	NA	NA	NA	NA	NA	NA	NA	NA
AROCLOR-1268	NA	NA	NA	NA	NA	NA	NA	NA	NA	NA	NA	NA	NA	NA	NA
TOTAL AROCLOR	NA	NA	NA	NA	NA	NA	NA	NA	NA	NA	NA	NA	NA	NA	NA

LOCATION	SB-878					SB-879					SB-880				
SAMPLE ID	D-SB-878-0-1	D-SB-878-1-2	D-SB-878-2-4	D-SB-878-4-6	D-SB-878-6-8	D-SB-879-0-1	D-SB-879-1-2	D-SB-879-2-4	D-SB-879-4-6	D-SB-879-6-8	D-SB-880-0-1	D-SB-880-1-2	D-SB-880-2-4	D-SB-880-4-6	D-SB-880-6-8
OU (Basement)															
SAMPLE DATE	20120424	20120424	20120424	20120424	20120424	20120425	20120425	20120425	20120425	20120425	20120424	20120424	20120424	20120424	20120424
SAMPLE CODE	NORMAL	NORMAL	NORMAL	NORMAL	NORMAL	NORMAL	NORMAL	NORMAL	NORMAL	NORMAL	NORMAL	NORMAL	NORMAL	NORMAL	NORMAL
MATRIX	SO	SO	SO	SO	SO	SO	SO	SO	SO	SO	SO	SO	SO	SO	SO
SAMPLE TYPE	NORMAL	NORMAL	NORMAL	NORMAL	NORMAL	NORMAL	NORMAL	NORMAL	NORMAL	NORMAL	NORMAL	NORMAL	NORMAL	NORMAL	NORMAL
SUBMATRIX	SS	SS	SB	SB	SB	SS	SS	SB	SB	SB	SS	SS	SB	SB	SB
TOP DEPTH	0	1	2	4	6	0	1	2	4	6	0	1	2	4	6
BOTTOM DEPTH	1	2	4	6	8	1	2	4	6	8	1	2	4	6	8
PCBS (MG/KG)															
AROCLOR-1016	NA	NA	NA	NA	NA	NA	NA	NA	NA	NA	NA	NA	NA	NA	NA
AROCLOR-1221	NA	NA	NA	NA	NA	NA	NA	NA	NA	NA	NA	NA	NA	NA	NA
AROCLOR-1232	NA	NA	NA	NA	NA	NA	NA	NA	NA	NA	NA	NA	NA	NA	NA
AROCLOR-1242	NA	NA	NA	NA	NA	NA	NA	NA	NA	NA	NA	NA	NA	NA	NA
AROCLOR-1248	NA	NA	NA	NA	NA	NA	NA	NA	NA	NA	NA	NA	NA	NA	NA
AROCLOR-1254	NA	NA	NA	NA	NA	NA	NA	NA	NA	NA	NA	NA	NA	NA	NA
AROCLOR-1260	NA	NA	NA	NA	NA	NA	NA	NA	NA	NA	NA	NA	NA	NA	NA
TOTAL AROCLOR	NA	NA	NA	NA	NA	NA	NA	NA	NA	NA	NA	NA	NA	NA	NA
PCBS (UG/KG)															
AROCLOR-1016	28 U	25 U	24 U	25 U	60 U	23 U	23 U	25 U	25 U	25 U	24 U	23 U	24 U	25 U	25 U
AROCLOR-1221	21 U	19 U	18 U	19 U	46 U	18 U	18 U	19 U	19 U	19 U	18 U	17 U	18 U	19 U	19 U
AROCLOR-1232	19 U	16 U	16 U	17 U	40 U	16 U	15 U	16 U	17 U	17 U	16 U	15 U	16 U	17 U	16 U
AROCLOR-1242	17 U	15 U	15 U	15 U	37 U	15 U	14 U	15 U	15 U	16 U	15 U	14 U	15 U	15 U	15 U
AROCLOR-1248	23 U	20 U	20 U	20 U	49 U	19 U	19 U	20 U	20 U	21 U	19 U	18 U	19 U	20 U	20 U
AROCLOR-1254	23 U	20 U	20 U	20 U	49 U	19 U	19 U	20 U	20 U	21 U	19 U	18 U	19 U	20 U	20 U
AROCLOR-1260	24 J	20 U	20 U	20 U	49 U	19 U	19 U	20 U	20 U	21 U	19 U	18 U	19 U	20 U	20 U
AROCLOR-1262	NA	NA	NA	NA	NA	NA	NA	NA	NA	NA	NA	NA	NA	NA	NA
AROCLOR-1268	NA	NA	NA	NA	NA	NA	NA	NA	NA	NA	NA	NA	NA	NA	NA
TOTAL AROCLOR	NA	NA	NA	NA	NA	NA	NA	NA	NA	NA	NA	NA	NA	NA	NA

LOCATION	SB-881					SW-1	UCC
SAMPLE ID	D-SB-881-0-1	D-SB-881-1-2	D-SB-881-2-4	D-SB-881-4-6	D-SB-881-6-8	SW1-051616	MRC-I-X7-092811
OU (Basement)							
SAMPLE DATE	20120425	20120425	20120425	20120425	20120425	20160516	20110928
SAMPLE CODE	NORMAL	NORMAL	NORMAL	NORMAL	NORMAL	NORMAL	NORMAL
MATRIX	SO	SO	SO	SO	SO	SO	SO
SAMPLE TYPE	NORMAL	NORMAL	NORMAL	NORMAL	NORMAL	NORMAL	NORMAL
SUBMATRIX	SS	SS	SB	SB	SB	NA	NA
TOP DEPTH	0	1	2	4	6	5	-9999
BOTTOM DEPTH	1	2	4	6	8	5	-9999
PCBS (MG/KG)							
AROCLOR-1016	NA	NA	NA	NA	NA	NA	NA
AROCLOR-1221	NA	NA	NA	NA	NA	NA	NA
AROCLOR-1232	NA	NA	NA	NA	NA	NA	NA
AROCLOR-1242	NA	NA	NA	NA	NA	NA	NA
AROCLOR-1248	NA	NA	NA	NA	NA	NA	NA
AROCLOR-1254	NA	NA	NA	NA	NA	NA	NA
AROCLOR-1260	NA	NA	NA	NA	NA	NA	NA
TOTAL AROCLOR	NA	NA	NA	NA	NA	NA	NA
PCBS (UG/KG)							
AROCLOR-1016	23 U	22 U	25 U	24 U	30 U	150 U	270 UJ
AROCLOR-1221	18 U	17 U	19 U	19 U	23 U	200 U	200 UJ
AROCLOR-1232	15 U	15 U	17 U	16 U	20 U	250 U	180 UJ
AROCLOR-1242	14 U	14 U	16 U	15 U	18 U	140 U	160 UJ
AROCLOR-1248	19 U	18 U	20 U	20 U	24 U	100 U	210 UJ
AROCLOR-1254	19 U	18 U	20 U	20 U	24 U	180 U	210 UJ
AROCLOR-1260	19 U	18 U	20 U	20 U	24 U	2100	2000 J
AROCLOR-1262	NA	NA	NA	NA	NA	130 U	NA
AROCLOR-1268	NA	NA	NA	NA	NA	160 U	NA
TOTAL AROCLOR	NA	NA	NA	NA	NA	2100	NA

ATTACHMENT C

ANNOTATED PHOTOS –PCB POLES AND WATCHTOWERS



POLE #1 AREA WITH TWO FLAGGED GEOPHYSICAL ANOMALIES ALONG CHESAPEAKE PARK PLAZA WEST OF PARKING LOT NO. 1



POLE #2 AREA ALONG CHESAPEAKE PARK PLAZA WEST OF P BUILDING PARKING LOT



CLOSE-UP VIEW OF POLE #2 AREA



POLE #3 AREA – LOOKING EAST



POLE #4 AREA – LOOKING EAST



POLE #5 AREA – LOOKING NORTHWEST



CLOSE-UP VIEW OF POLE #5 AREA



POLE #6 LOCATION – (STUMP) LOOKING EAST



POLE #7 LOCATION – (STUMP) LOOKING EAST



POLE #8 LOCATION – LOOKING NORTH



POLE #8 LOCATION – CLOSE-UP VIEW – NOTE 2-INCH DIAMETER STEEL CONDUIT (PAINTED RED) WITH WIRES NEXT TO STAKE. LIKELY LOCATION OF FORMER POLE IS SLIGHTLY DEPRESSED CIRCULAR AREA OF GROUND SURFACE AROUND STAKE



POLE #9 AREA – LOOKING SOUTH TOWARDS DARK HEAD COVE



POLE #9 AREA – CLOSE-UP VIEW – POSSIBLE LOCATION OF FORMER POLE IS SLIGHTLY DEPRESSED CIRCULAR AREA OF GROUND SURFACE AROUND PIN FLAG ALIGNED WITH UNDERGROUND CONDUIT MARKED WITH RED PAINT ON PARKING LOT SURFACE (SEE PREVIOUS PHOTOGRAPH)



POLES #10-13 AREA – LOOKING NORTH. FORMER POLE #13 IS IN FOREGROUND AND FORMER POLE #10 IS IN THE FAR DISTANCE



POLE #23 AREA – LOOKING SOUTH ALONG CHESAPEAKE PARK PLAZA TOWARDS DARK HEAD COVE



POLE #24 AREA – LOOKING SOUTH ALONG CHESAPEAKE PARK PLAZA TOWARDS DARK HEAD COVE



POLE #24 AREA – LOOKING EAST ALONG CHESAPEAKE PARK PLAZA TOWARDS WATER TANK AND DARK HEAD COVE



POLE #25 AREA – LOOKING NORTHEAST ALONG CHESAPEAKE PARK PLAZA



POLE #25 AREA – LOOKING SOUTHWEST ALONG CHESAPEAKE PARK PLAZA TOWARDS DARK HEAD COVE



POLE #25 AREA – LOOKING SOUTHWEST. NOTE LOCATION OF FORMER WATCHTOWER T-4 (CONCRETE SLAB BEHIND FENCE IN THE CENTER OF PHOTOGRAPH)



NOTE LOCATION OF FORMER WATCHTOWER T-4 (CONCRETE SLAB BEHIND FENCE SLIGHTLY TO THE RIGHT IN THE PHOTOGRAPH)



WATCHTOWER T-1



WATCHTOWER T-2



WATCHTOWER T-4



WATCHTOWER T-5



POSSIBLE LOCATION OF WATCHTOWER T-7 (ASPHALT PATCH)



POSSIBLE LOCATION OF WATCHTOWER T-7 (ASPHALT PATCH)

ATTACHMENT D

ENVIROSCAN GEOPHYSICS UTILITY POLES AND WATCHTOWERS

June 13, 2017

Mr. Michael Martin
Tetra Tech NUS, Inc.
20251 Century
Boulevard
Suite 200
Germantown, MD 20874-7114

RE: Geophysical Survey
Utility/Structure Clearance – Former Transformer
Client Designated Areas
Middle River MD
Enviroscan Reference Number 041758d

Dear Mr. Martin:

On June 8, 2017, Enviroscan, Inc. (Enviroscan) visited the above-referenced site with the purpose of locating underground metallic and non-metallic utilities (i.e. sanitary, storm, gas, telephone, water and electric lines), as well as former structures related to a transformer, in eleven client-designated areas (see Figure 1).

During the survey, each location was scanned with a Radiodetection RD-8000, Radiodetection C.A.T.^{3}, and a GSSI dual frequency ground penetrating radar (GPR) system. Anomalous features and unknown anomalies were marked on the ground with semi-permanent marking paint. Please note that, within the designated areas, only three of the areas had significant anomalous features that may be related to the former utility poles or transformer. However, please note that the GPR depth of investigation was limited due to poor signal penetration.

The above-referenced geophysical survey was completed using standard and/or routinely accepted practices of the geophysical industry and equipment representing the best available technology. Enviroscan does not accept responsibility for survey limitations due to inherent technological limitations or unforeseen site-specific conditions. However, we make every effort to identify and notify the client of such limitations or conditions. In addition, please note that the completion of this survey does not relieve any party of applicable legal obligations to notify the appropriate One-Call center prior to digging or drilling.

As always, we appreciate this opportunity to have worked with you again. If you have any questions, please do not hesitate to contact me.

Sincerely,
Enviroscan, Inc.

Charles H. Rhine, M.Sc., P.G.
Senior Geophysics Project Manager

Enclosure: Figure 1: Geophysical Survey Data Coverage and Results
Figure 2: Geophysical Survey Data Coverage and Results

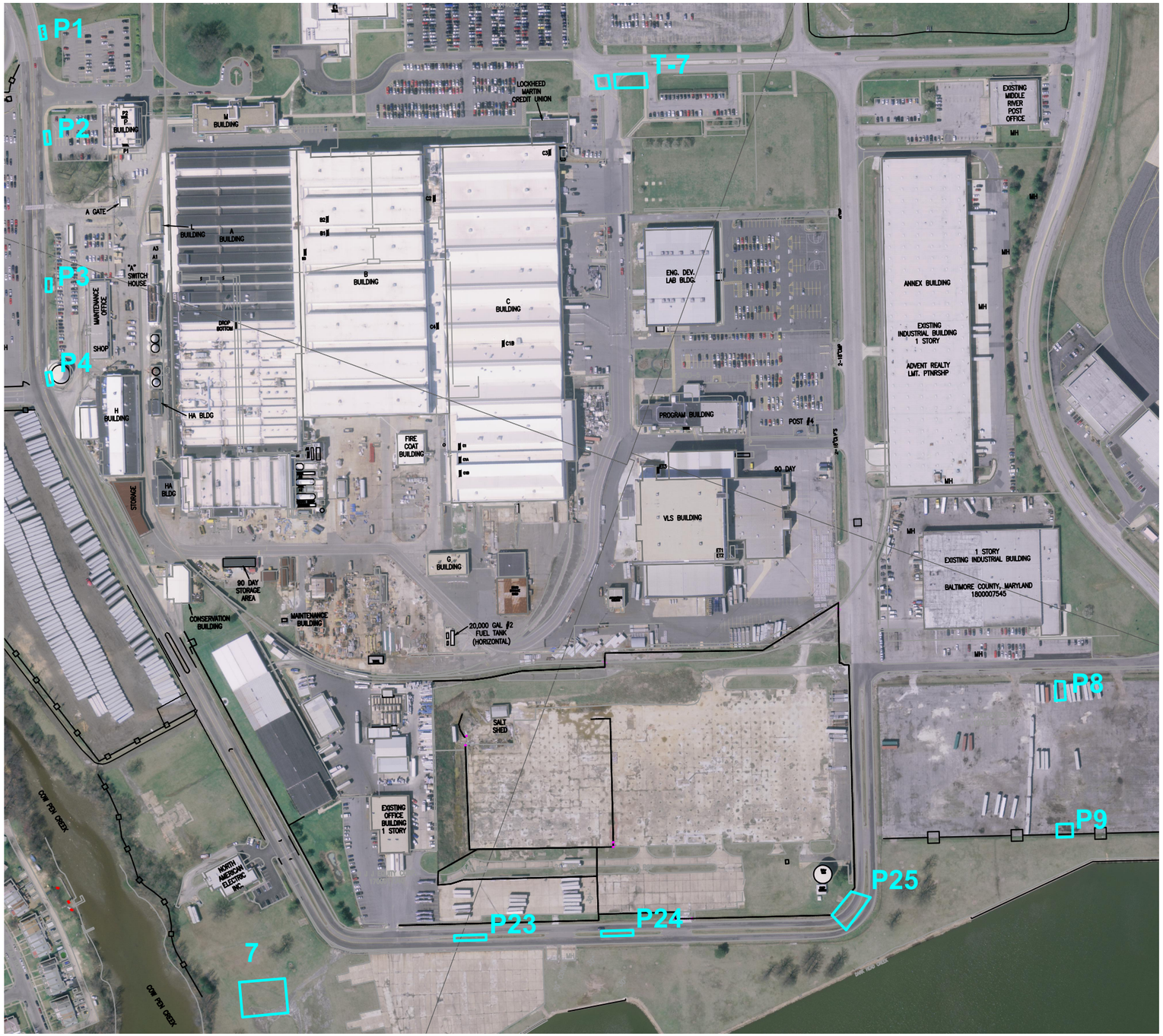



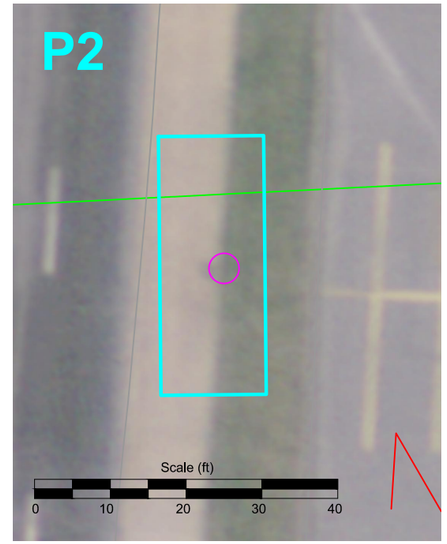

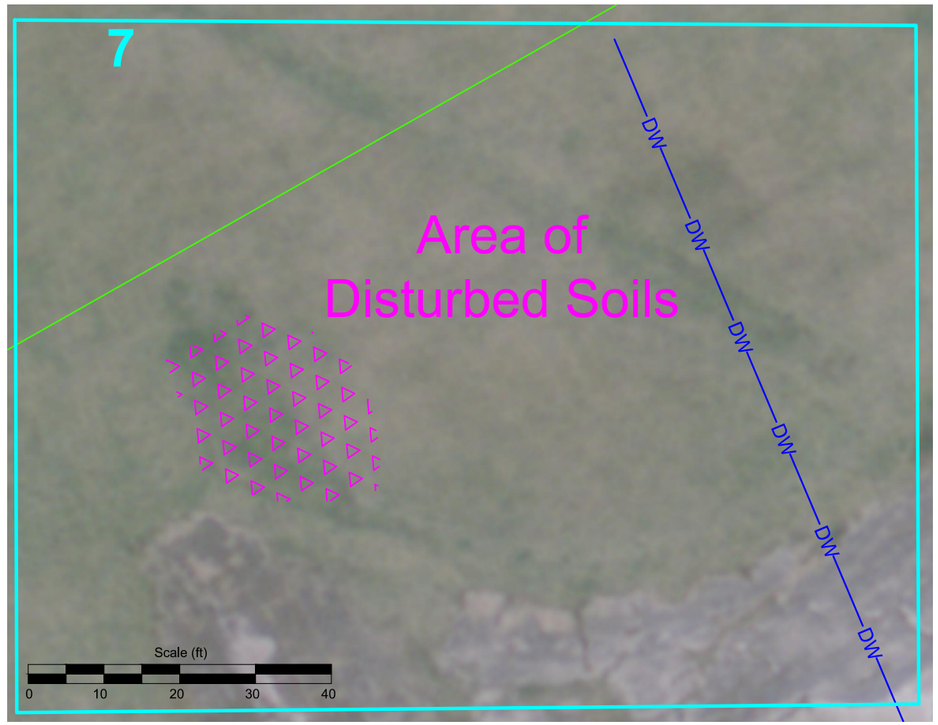

The information depicted on this drawing represents survey results on the date surveyed and can only be considered to be indicative of the general conditions existing on that survey date.

Coordinates in Maryland State Plane (feet) NAD-83 Datum.

Scale (ft)
0 150 300 450 600

Prepared by:
ENVIROSCAN, INC.
Enviroscan, Inc.
1051 Columbia Avenue
Lancaster, PA
(717) 396-8922

Geophysical Survey Data Coverage & Results

Middle River Complex
Middle River, MD

Figure 1

Project Number	Survey End Date	Drawn by:
041758d	6/8/17	CHR
Original Scale	Revision/Issue	Approved by:
1" = 300'	6/9/17	FKB











The information depicted on this drawing represents survey results on the date surveyed and can only be considered to be indicative of the general conditions existing on that survey date.

Coordinates in Maryland State Plane (feet)
NAD-83 Datum.

Scale (ft)
0 10 20 30 40

Prepared by:
Enviroscan, Inc.
1051 Columbia Avenue
Lancaster, PA
(717) 396-8922

Geophysical Survey Data Coverage & Results

Middle River Complex
Middle River, MD

Figure 2

Project Number	Survey End Date	Drawn by:
041758d	6/8/17	CHR
Original Scale	Revision/Issue	Approved by:
1" = 20'	6/20/17	FKB

APPENDIX B—PERMITS, "MISS UTILITY" CLEARANCE REPORT, AND UTILITY CLEARANCE REPORT

LOCKHEED MARTIN

Dig Permit

See Enterprise Operations Procedure EO-28, Digging Projects, for instructions.

Date	Project Manager
October 19, 2017	Tom Blackman/Lynnette Drake(Lockheed Martin) Michael Martin (Tetra Tech)

Building/Location

Infrastructure assessment of utility poles and former watchman towers, Middle River Complex, Middle River, Maryland

Purpose of work:

Advance soil borings and collect soil samples around former watchman towers (T2, T4, and T5), and around former and current light poles (L1 through L9 and P1 through P7). Boreholes are not to exceed three feet in depth. Figure 1 illustrates the location of current light poles L1 through L9, former light poles P5 through P7, and former watchman tower T2. Figure 2 illustrates former light poles P8, P9, and P23 through P25, and former watchman towers T4 and T5. Figures 1 and 2 are attached. Both hand auger techniques and direct push technology (DPT) drilling will be used to advance the soil borings.

Company/LM organization performing dig

Tetra Tech overseeing Ground Zero Field Services (DPT)

Planned dig date	Duration	Start time
November 6, 2017	Two Weeks	0700
Expected depth	**Width**	**Length**
Approximately 3 feet below grade	Less than 6 inch diameter boreholes	NA

Underground utilities identified?	Overhead utilities?	Electrical lines?	Gas lines?
☒ Yes ☐ No	☒ Yes ☐ No ☐ N/A	☒ Yes ☐ No	☒ Yes ☐ No
Sewer?	**Water?**	**Telecommunications?**	**Other? Specify:**
☒ Yes ☐ No	☒ Yes ☐ No	☒ Yes ☐ No ☐ N/A	☐ Yes ☒ No

Site-specific or customer utility locating requirements completed?

☒ Yes ☐ No ☐ N/A

Sketch of dig project (or attach drawing)

See Attached

A private utility locating contractor (Enviroscan) was used to mark subsurface utilities. Confirmation letter attached.

Miss Utility Ticket #s 17692246, 17692406, and 17692463.

The locations of the proposed borings are presented in the enclosed maps (Figure 1, Figure 2, and Overview Map).

Project Manager	Date	Customer	Date
	Oct. 19, 2017		
Telecommunications	Date	Customer	Date
ESH	Date	Customer	Date
Building/Facility Manager			Date

LOCKHEED MARTIN

Risk Handling Checklist

Project Manager: Use this checklist to develop risk handling plans before the dig starts. You must also review Enterprise Operations Procedure EO-28, Digging Projects.

General Questions	☒	What Lockheed Martin processes could be affected by the dig? **No Lockheed Martin processes or operations are expected to be impacted as all work will be conducted along the perimeters of Tax Blocks D, E, G, H, and I, or outside the fenced areas of the facility.**
	☒	What are the safety hazards? **Utilities, slips/trips/falls, vehicle traffic, drill rig safety, pinch points**
	☒	What could fail? **Drill rig components**
	☒	How could it fail? **A component of the drill rig could potentially fail. An inspection of the equipment will be conducted daily to ensure proper working condition. Each drill rig shall have an operating emergency stop button.**
	☒	Does the area need to be returned to its normal state when the work is complete? **Yes, each boring will be properly abandoned, brought back to grade and surface completed to match the surrounding area.**
	☒	How could the dig affect operations/test/production? **No impacts to Lockheed Martin processes are anticipated**
	☒	Have potential risks been addressed with area management? **YES**
	☒	Am I comfortable with any risk handling plans, understanding the potential impact? **YES**
Traffic Control	☒	Ensure proper signage and communication. **Cones and caution tape will be used around vehicle traffic areas and work areas**
	☐	Coordinate road or access closures through Industrial Security before starting the dig. **Work does not impede public/facility roads**
	☒	Ensure the work area is isolated from foot traffic by placing barriers and warning lights as required by EO-28. **Cones and caution tape will be used around work areas to exclude pedestrian access.**
	☒	Ensure that vehicle traffic will be safe. **Cones and caution tape will be used around vehicle traffic areas. Personnel and equipment will remain off of roads.**
	☐	Ensure that product transport will be safe. **N/A**
Excavation	☒	Review facility drawings to identify utilities. Research old drawings as necessary. **Available site engineering and utility maps**
	☒	Discuss the project with Facility Engineering/Maintenance staff that may have unique knowledge about the construction area not documented in facility drawings.
	☒	Process form EO-28-1, Dig Permit. Use this opportunity to explain the process and relate expectations to the contractor/LM organization that will perform the dig.
	☒	Have LM Telecommunications and the local utility identification service locate and mark utilities/underground obstacles.
	☒	Coordinate with other ongoing projects in the affected area. **N/A**
	☐	Make every effort not to excavate around live utilities in service. Schedule an outage in advance or have Maintenance temporarily shut down and isolate the utilities while excavating. **Underground utilities marked by Miss Utility and private utility locating service, borings will be offset if required based on utility mark out**
	☐	If live utilities cannot be shut down while excavating, know where to isolate or shut them down if they are damaged while excavating.**N/A**
	☐	Have a spotter(s) work with the equipment operator. Hand dig when necessary. **N/A**
	☐	Excavate along the side of the utility; not on top. **N/A**
	☐	Weather may affect the dig. Ensure water pipes are protected during freezing weather, especially if the trench will be left open over night. Rain may cause the side of the trench to slough, which can undermine and break pipes/conduit. **N/A**
	☐	Ensure care when moving trench boxes in and out of trenches so pipes/conduit aren't damaged by the boxes. **N/A**
	☒	Ensure surface drainage is controlled so that water doesn't get into the excavation and undermine soil supporting utilities.
	☐	Ensure stocked material is kept far enough back (minimum 2 feet) so that material and rocks don't fall on utilities in the open hole. **N/A**
	☒	Ensure backfilling is done carefully: Re-bed utilities with proper material, filling all voids below. Keep inappropriate material from falling on or being placed in the trench. Be careful when compacting backfill in the two feet directly above the utility. **Borings will be abandoned with bentonite and surface completed appropriately**
	☐	Keeps the as-built utility drawing in the field while the excavation site is open. Take pictures if possible (horizontal alignment and elevations), if known utilities deviate from facility drawings or if utilities are found that are not on facility drawings. Give the modified as-built drawings to the Building/Facility Manager, who will update the drawing database. **Field geologist will maintain site maps onsite and photographs will be taken to document all phases of the project**
	☒	Ensure that the equipment operator digs slowly and remains in control. **Drill rig will be operated by Maryland licensed well driller**
Personal Safety	☐	Ensure that trenching and shoring methods comply with the applicable OSHA regulations and are overseen by a "Competent Person," as defined in those regulations. **N/A**
	☒	Regularly inspect methods to prevent violations.
	☐	Ensure LM employees do not dig or enter any excavation that is more than four feet deep. **N/A**

Project Manager signature indicating completion of checklist review	Date
	October 19, 2017



TETRA TECH

20251 CENTURY BLVD SUITE 200
GERMANTOWN, MD 20874
T: (301) 528-5552
F: (301) 528-3000

SOIL BORING LOCATIONS

INFRASTRUCTURE ASSESSMENT:
UTILITY POLES AND FORMER
WATCHMAN TOWERS

DATE:	10/19/2017
PROJECT NO.:	112IC08076
DESIGNED BY:	SBC
DRAWN BY:	SBC
CHECKED BY:	
SHEET:	1 OF 1

COPYRIGHT TETRA TECH INC.

Category	Area of Concern
2	Transformers at Telephone Poles

BLOCK 'H'

BLOCK 'I'

BLOCK 'G'

PARKING LOT NO. 3

L1 L2 L3 L4 L5 L6 L7 L8 L9

P5 P6 P7

T-2

2

TYPICAL LIGHT AND UTILITY POLE SAMPLING

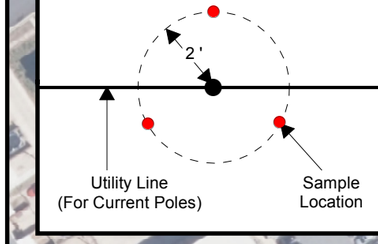

FIGURE 1

PROPOSED PCB SAMPLE LOCATIONS
BLOCKS G AND H

LEGEND

- PROPOSED SAMPLE LOCATION
- CURRENT UTILITY POLE
- HISTORIC LIGHT POLE
- P9 POLE NUMBER
- T-2 WATCHTOWER NUMBER
- TAX BLOCK

2014 aerial photograph provided by U.S. Geological Survey.

Lockheed Martin Middle River Complex
Middle River, Maryland

0 50 100 Feet

N

DATE MODIFIED: 07/25/17

CREATED BY: JEE

TETRA TECH

Map Document: (P:\GIS\Middle_River\MapDocs\MXD\block_g_pcb_samplocs_jul2017.mxd)
08/09/17 -- JEE



FIGURE 2

PROPOSED PCB SAMPLE LOCATIONS
BLOCKS D AND E

LEGEND

- PROPOSED SAMPLE LOCATION
- HISTORIC LIGHT POLE
- P9 POLE NUMBER
- T-2 WATCHTOWER NUMBER
- TAX BLOCK

2014 aerial photograph provided by U.S. Geological Survey.

Lockheed Martin Middle River Complex
Middle River, Maryland

0 50 100 Feet

N

DATE MODIFIED: 07/25/17

CREATED BY: JEE

TETRA TECH

Map Document: (P:\GIS\Middle_River\MapDocs\MXD\block_e_pcb_samplocs_jul2017.mxd)
07/26/17 -- 2:31:18 PM JEE

ENVIROSCAN, INC.

October 19, 2017

Mr. Mr. Michael Martin
Tetra Tech NUS, Inc.
20251 Century Boulevard
Suite 200
Germantown, MD 20874-7114

RE: Geophysical Survey
Utility/Structure Clearance – 62 Proposed Borings
Middle River Complex
Middle River, MD
Enviroscan Reference Number 091741

Dear Mr. Martin:

On October 18, 2017, Enviroscan, Inc. visited the above-referenced site with the purpose of locating underground metallic and non-metallic utilities (i.e. sanitary, storm, gas, telephone, water and electric lines) at client-designated areas across the site.

During the survey, each location was scanned with a Radiodetection RD-8000, Radiodetection C.A.T.^{3}, and a GSSI dual frequency ground penetrating radar (GPR) system. Several underground utilities were marked on the ground with semi-permanent marking paint within five feet of the proposed boring locations. Proposed boring locations were moved at least two feet away from suspected subsurface obstructions and utilities. Table I lists the GPS (sub-meter) coordinates of the 62 boring locations.

The above-referenced geophysical survey was completed using standard and/or routinely accepted practices of the geophysical industry and equipment representing the best available technology. Enviroscan does not accept responsibility for survey limitations due to inherent technological limitations or unforeseen site-specific conditions. However, we make every effort to identify and notify the client of such limitations or conditions. In addition, please note that the completion of this survey does not relieve any party of applicable legal obligations to notify the appropriate One-Call center prior to digging or drilling.

As always, we appreciate this opportunity to have worked with you again. If you have any questions, please do not hesitate to contact me.

Sincerely,
Enviroscan, Inc.

Charles H. Rhine, M.Sc., P.G.
Senior Geophysics Project Manager

enc.: Table 1: Geophysical Survey Results

Table I

10/182017 Survey Results

Easting (ft)[1]	Northing (ft)[1]	ID	Notes[2]
1471524	605644	1756	Abandon Line Marked
1471527	605640	1757	Abandon Line Marked
1471530	605644	1758	Abandon Line Marked
1472194	605509	1759	Abandon Line Marked
1472195	605507	1760	Abandon Line Marked
1472200	605508	1761	Abandon Line Marked
1472488	605252	1762	Electric line Marked/**Abandon Line Not Detected**[3]
1472490	605247	1763	Electric line Marked/**Abandon Line Not Detected**[3]
1472493	605245	1764	Electric line Marked/**Abandon Line Not Detected**[3]
1474605	606017	1765	Abandon Line Marked
1474602	606018	1766	Abandon Line Marked
1474602	606015	1767	Abandon Line Marked
1474747	605646	1768	Abandon Line Marked
1474750	605642	1769	Abandon Line Marked
1474747	605639	1770	Abandon Line Marked
1473441	604884	1771	Water Line (?) Marked
1473433	604882	1772	Water Line (?) Marked
1473422	604879	1773	Water Line (?) Marked
1473834	605039	1774	Water Line (?) Marked
1473842	605043	1775	Water Line (?) Marked
1473851	605047	1776	Water Line (?) Marked
1474357	605266	1777	Water Line (?) Marked
1474361	605274	1778	Water Line (?) Marked
1474366	605282	1779	Water Line (?) Marked
1472298	605544	1780	Electric Line Marked
1472310	605533	1781	Electric Line Marked
1472321	605522	1782	Electric Line Marked
1474315	605293	1783	Electric Lines Marked/**Storm Water Line Not Detected**[3]
1474299	605299	1784	Electric Lines Marked/**Storm Water Line Not Detected**[3]
1474305	605314	1785	Electric Lines Marked/**Storm Water Line Not Detected**[3]
1474320	605310	1786	Electric Lines Marked/**Storm Water Line Not Detected**[3]
1474103	605890	1787	Unknown Utility Marked
1474106	605902	1788	Unknown Utility Marked
1474113	605904	1789	Unknown Utility Marked
1474113	605900	1790	Unknown Utility Marked
1471351	605922	1791	Electric Line Marked
1471352	605918	1792	Electric Line Marked
1471357	605916	1793	Electric Line Marked
1471501	605539	1794	Storm Water Line Marked
1471507	605534	1795	Clear
1471508	605539	1796	Clear
1471638	605455	1797	Clear
1471638	605454	1798	Clear
1471641	605454	1799	Clear
1471770	605366	1800	Clear
1471769	605370	1801	Clear
1471775	605369	1802	Clear
1471906	605283	1803	No GPR (Decon Pad)
1471906	605281	1804	No GPR (Decon Pad)
1471909	605281	1805	No GPR (Decon Pad)
1472038	605197	1806	Clear
1472040	605193	1807	Clear
1472043	605194	1808	Clear
1472121	605146	1809	Electric line Marked
1472122	605142	1810	Electric line Marked
1472126	605142	1811	Electric line Marked
1472148	605129	1812	**Storm Water Line Not Detected**[3]
1472150	605125	1813	**Storm Water Line Not Detected**[3]
1472153	605125	1814	**Storm Water Line Not Detected**[3]
1472192	605102	1815	Electric line Marked
1472193	605099	1816	Electric line Marked
1472195	605098	1817	Electric line Marked

[1] Maryland State Plane, NAD88

[2] Utilities within 5-feet of proposed borings listed, Drawings provided upon request.

[3] Undetected Line based on base maps provided by client and previous surveys by Enviroscan, Inc.

From: md@occinc.com
To: Cameron, Stuart
Subject: Ticket: 17692246
Date: Thursday, October 19, 2017 4:21:31 PM

NOTICE OF INTENT TO EXCAVATE **STANDARD**

Ticket No:	17692246				
Transmit Date:	10/19/17	**Time:**	4:21 PM		
Release Date:	10/19/17	**Time:**	3:44 PM	**Type:**	CALL
Response Due By:	10/23/17	**Time:**	11:59 PM		
Expiration Date:	11/06/17	**Time:**	11:59 PM		

Caller Information

Company:	TETRA TECH	**Type:**	CONTRACTOR
Contact Name:	STUART CAMERON	**Fax:**	(301) 528-3000
Phone:	(301) 528-3002		
Caller Address:	20251 CENTURY BLVD SUITE 200 GERMANTOWN, MD 20874		
Email Address:	STUART.CAMERON@TETRATECH.COM		
Job Site Contact:	STUART CAMERON	**Phone:**	(703) 342-8389

Dig Site Information

Type of Work:	SOIL BORING		
Work Done For:	LOCKHEED MARTIN		
Permit #:		**Explosives:**	N
Contract Job#:	112IC08076		

Dig Site Location

State:	MD	**County:**	BALTIMORE
Place:	MIDDLE RIVER		
Subdivision:			
Address / Street:	MARTIN BLVD		
Nearest Intersecting Street:	EASTERN BLVD		

Extent of Work:

LOCATE AROUND ALL LOCATE POINTS MARKED WITH YELLOW FLAGGING LOCATED WITHIN THE FOLLOWING DESCRIBED AREA.

DIR: FROM THE INTERSECTION PROVIDED, TRAVEL S ON MARTIN BLVD FOR APPROX. 2035 FT TO THE SE CORNER OF THE WORK AREA (39 19 37.95 -76 26 00.33). FROM THERE, TRAVEL W FOR APPROX. 1315 FT TO THE SW CORNER (39 19 35.44 -76 26 05.12), THEN N FOR APPROX. 1035 FT TO THE NW CORNER (39 19 45.62 -76 26 17.01), THEN SE CROSSING MARTIN BLVD FOR APPROX. 1160 FT TO THE NE CORNER (39 19 37.95 -76 26 03.35), THEN S/SE FOR APPROX. 1545 FT BACK TO THE STARTING POINT.

Comments:

Excavation Coordinates for # Polygons: 1

Poly 1: NW Lat: 39.3300452 **Lon:** -76.4389737 **SE Lat:** 39.3257121 **Lon:** -76.4329777

Members Notified

District	Company Name	Phone Number
BCGOIT	BALT CO GOVT/KCI TECHNOLOGIES	(410) 785-4900
BGEBA	BGE ELECTRIC-USIC	(800) 778-9140
BGEBAG	BGE GAS-USIC	(800) 778-9140
BPW01	BALTIMORE COUNTY DPW	(410) 887-7415
CBW04	BALTIMORE CITY DPW-OCCLS	(410) 712-0202
CTV01	COMCAST - UTILIQUEST	(410) 536-0070
TDEX01	TERRADEX	(650) 227-3254

VBT	VERIZON	(410) 536-0070

Excavator Responsibilities

* EXCAVATORS MUST ENSURE ACCURACY OF TICKET AND MAPPING BY CLICKING ON THIS LINK

Free yourself from hold times with ITIC.

* No one likes to wait. That's why Miss Utility offers online ticketing (ITIC) at MissUtility.net. Using this fully automated systems requires a short training session, so click here to get started so you can get in the Miss Utility Express Lane. It's fast, easy, and free. Get off the phone and get oneline with ITIC.

From: md@occinc.com
To: Cameron, Stuart
Subject: Ticket: 17692406
Date: Thursday, October 19, 2017 4:35:12 PM

NOTICE OF INTENT TO EXCAVATE **STANDARD**

Ticket No:	17692406				
Transmit Date:	10/19/17	**Time:**	4:35 PM		
Release Date:	10/19/17	**Time:**	4:21 PM	**Type:**	CALL
Response Due By:	10/23/17	**Time:**	11:59 PM		
Expiration Date:	11/06/17	**Time:**	11:59 PM		

Caller Information

Company:	TETRA TECH	**Type:**	CONTRACTOR
Contact Name:	STUART CAMERON	**Fax:**	(301) 528-3000
Phone:	(301) 528-3002		
Caller Address:	20251 CENTURY BLVD SUITE 200 GERMANTOWN, MD 20874		
Email Address:	STUART.CAMERON@TETRATECH.COM		
Job Site Contact:	STUART CAMERON	**Phone:**	(703) 342-8389

Dig Site Information

Type of Work:	SOIL BORING		
Work Done For:	LOCKHEED MARTIN		
Permit #:		**Explosives:**	N
Contract Job#:	112IC08076		

Dig Site Location

State:	MD	**County:**	BALTIMORE
Place:	MIDDLE RIVER		
Subdivision:			
Address / Street:	MARTIN BLVD		
Nearest Intersecting Street:	DARK HEAD COVE RD		

Extent of Work:

LOCATE AROUND ALL LOCATE POINTS MARKED WITH YELLOW FLAGGING BETWEEN THE ROADWAY AND WHITE WATER TANK, AS WELL AS A ALL POINTS LOCATED IN THE NE CORNER OF THE INTERSECTION PROVIDED.

DIR: FROM THE INTERSECTION PROVIDED, TRAVEL S ON MARTIN BLVD FOR APPROX. 550 FT TO THE WATER TANK LOCATED APPROX. 75 FT OFF THE W SIDE OF THE ROAD.

Comments:

Excavation Coordinates for # Polygons: 1

Poly 1: NW Lat: 39.3297205 **Lon:** -76.4291308 **SE Lat:** 39.3264955 **Lon:** -76.4271447

Members Notified

District	Company Name	Phone Number
BGEBA	BGE ELECTRIC-USIC	(800) 778-9140
BGEBAG	BGE GAS-USIC	(800) 778-9140
BPW01	BALTIMORE COUNTY DPW	(410) 887-7415
CBW04	BALTIMORE CITY DPW-OCCLS	(410) 712-0202
HTV02	COMCAST- FIBER/UTILIQUEST	(410) 536-0070
MAA02	MD AVIATION ADMIN/OCCLS	(410) 712-0202
TDEX01	TERRADEX	(650) 227-3254
VBT	VERIZON	(410) 536-0070

Excavator Responsibilities

* EXCAVATORS MUST ENSURE ACCURACY OF TICKET AND MAPPING BY CLICKING ON THIS LINK

Free yourself from hold times with ITIC.

* No one likes to wait. That's why Miss Utility offers online ticketing (ITIC) at MissUtility.net. Using this fully automated systems requires a short training session, so click here to get started so you can get in the Miss Utility Express Lane. It's fast, easy, and free. Get off the phone and get oneline with ITIC.

From: md@occinc.com
To: Cameron, Stuart
Subject: Ticket: 17692463
Date: Thursday, October 19, 2017 4:39:12 PM

NOTICE OF INTENT TO EXCAVATE **STANDARD**

Ticket No:	17692463				
Transmit Date:	10/19/17	**Time:**	4:39 PM		
Release Date:	10/19/17	**Time:**	4:35 PM	**Type:**	CALL
Response Due By:	10/23/17	**Time:**	11:59 PM		
Expiration Date:	11/06/17	**Time:**	11:59 PM		

Caller Information

Company:	TETRA TECH	**Type:**	CONTRACTOR
Contact Name:	STUART CAMERON	**Fax:**	(301) 528-3000
Phone:	(301) 528-3002		
Caller Address:	20251 CENTURY BLVD SUITE 200 GERMANTOWN, MD 20874		
Email Address:	STUART.CAMERON@TETRATECH.COM		
Job Site Contact:	STUART CAMERON	**Phone:**	(703) 342-8389

Dig Site Information

Type of Work:	SOIL BORING		
Work Done For:	LOCKHEED MARTIN		
Permit #:		**Explosives:**	N
Contract Job#:	112IC08076		

Dig Site Location

State:	MD	**County:**	BALTIMORE
Place:	MIDDLE RIVER		
Subdivision:			
Address / Street:	DARK HEAD COVE RD		
Nearest Intersecting Street:	MARTIN BLVD		

Extent of Work:

LOCATE AROUND BOTH LOCATE POINTS MARKED WITH YELLOW FLAGGING.

DIR: FROM THE INTERSECTION PROVIDED, TRAVEL E ON DARK HEAD COVE RD FOR APPROX. 485 FT TO THE 1ST POINT LOCATED APPROX. 60 FT OFF THE S SIDE OF THE ROAD. FROM THERE, CONTINUE S FOR APPROX. 380 FT TO THE 2ND POINT.

Comments:

Excavation Coordinates for # Polygons: 1

Poly 1: NW Lat: 39.3297369 **Lon:** -76.4269025 **SE Lat:** 39.3276934 **Lon:** -76.4252210

Members Notified

District	Company Name	Phone Number
BGEBA	BGE ELECTRIC-USIC	(800) 778-9140
BGEBAG	BGE GAS-USIC	(800) 778-9140
BPW01	BALTIMORE COUNTY DPW	(410) 887-7415
CBW04	BALTIMORE CITY DPW-OCCLS	(410) 712-0202
HTV02	COMCAST- FIBER/UTILIQUEST	(410) 536-0070
MAA02	MD AVIATION ADMIN/OCCLS	(410) 712-0202
TDEX01	TERRADEX	(650) 227-3254
VBT	VERIZON	(410) 536-0070

Excavator Responsibilities

* EXCAVATORS MUST ENSURE ACCURACY OF TICKET AND MAPPING BY CLICKING ON THIS LINK

Free yourself from hold times with ITIC.

* No one likes to wait. That's why Miss Utility offers online ticketing (ITIC) at MissUtility.net. Using this fully automated systems requires a short training session, so click here to get started so you can get in the Miss Utility Express Lane. It's fast, easy, and free. Get off the phone and get oneline with ITIC.

APPENDIX C—BORING LOGS AND SOIL SAMPLING LOG SHEETS

BORING NUMBER CPP-SB-1771

Tetra Tech
20251 Century Blvd

CLIENT Lockheed Martin Corporation, Bethesda, Maryland
PROJECT NAME MRC Infrastructure Assessment
PROJECT NUMBER 112IC08076
PROJECT LOCATION Middle River Complex, Middle River, Maryland
DATE STARTED 11/6/17 **COMPLETED** 11/6/17
GROUND ELEVATION 0 ft **HOLE SIZE** 1.5 inches
DRILLING CONTRACTOR Ground Zero Environ Services, Partlow, VA
DRILLING METHOD Direct-push techn. (DPT) 1.5-inch percussion bit
NOTES
LOGGED BY S. Cameron
NORTHING 604884 ft **EASTING** 1473441 ft **DATUM:** MD STATE NAD 1983

DEPTH (ft)	U.S.C.S.	GRAPHIC LOG	MATERIAL DESCRIPTION	ENVIRONMENTAL DATA
0	Topsoil		Fine grained sandy silt topsoil	PID = 0
0.8				-0.8
1	SW		Very fine grained sand with trace silt.	
1.0				-1.0
2	CL		Sandy silty clay, moderately hard, very slightly moist.	
2.0				-2.0
3	SP		Clayey fine grained sand, poorly sorted, cohesive, moderately soft, slightly moist.	
3.0				-3.0

Bottom of borehole at 3.0 feet.

TT SOIL BORING E GAMMA - GINT STD US LAB.GDT - 2/9/18 13:10 - C:\USERS\STUART.CAMERON\DOCUMENTS\0-MRC\INFRASTRUCTURE\POLE PCBS\POLE PCBS.GPJ

BORING NUMBER CPP-SB-1772

Tetra Tech
20251 Century Blvd

CLIENT Lockheed Martin Corporation, Bethesda, Maryland
PROJECT NAME MRC Infrastructure Assessment
PROJECT NUMBER 112IC08076
PROJECT LOCATION Middle River Complex, Middle River, Maryland
DATE STARTED 11/6/17 **COMPLETED** 11/6/17
GROUND ELEVATION 0 ft **HOLE SIZE** 1.5 inches
DRILLING CONTRACTOR Ground Zero Environ Services, Partlow, VA
DRILLING METHOD Direct-push techn. (DPT) 1.5-inch percussion bit
NOTES
LOGGED BY S. Cameron
NORTHING 604882 ft **EASTING** 1473433 ft **DATUM:** MD STATE NAD 1983

DEPTH (ft)	U.S.C.S.	GRAPHIC LOG	MATERIAL DESCRIPTION	ENVIRONMENTAL DATA
0	Topsoil		Fine grained sandy silt topsoil	PID = 0
0.8				-0.8
1	SP		Very fine grained sand with trace silt.	
1.0				-1.0
2	CL		Sandy silty clay, moderately hard, very slightly moist.	
2.5				-2.5
3	SM		Silty fine grained sand with trace clays, moderately cohesive, slightly moist, hard.	
3.0				-3.0

Bottom of borehole at 3.0 feet.

TT SOIL BORING E GAMMA - GINT STD US LAB.GDT - 2/9/18 13:10 - C:\USERS\STUART.CAMERON\DOCUMENTS\0-MRC\INFRASTRUCTURE\POLE PCBS\POLE PCBS.GPJ

BORING NUMBER CPP-SB-1773

Tetra Tech
20251 Century Blvd

CLIENT Lockheed Martin Corporation, Bethesda, Maryland
PROJECT NAME MRC Infrastructure Assessment
PROJECT NUMBER 112IC08076
PROJECT LOCATION Middle River Complex, Middle River, Maryland
DATE STARTED 11/6/17 **COMPLETED** 11/6/17
GROUND ELEVATION 0 ft **HOLE SIZE** 1.5 inches
DRILLING CONTRACTOR Ground Zero Environ Services, Partlow, VA
DRILLING METHOD Direct-push techn. (DPT) 1.5-inch percussion bit
NOTES
LOGGED BY S. Cameron
NORTHING 604879 ft **EASTING** 1473422 ft **DATUM:** MD STATE NAD 1983

DEPTH (ft)	U.S.C.S.	GRAPHIC LOG	MATERIAL DESCRIPTION	ENVIRONMENTAL DATA
0	Topsoil		Fine grained sandy silt topsoil	PID = 0
0.5				-0.5
	SP		Very fine grained sand with trace silt.	
0.8				-0.8
1	CL		Sandy silty clay, moderately hard, very slightly moist.	
2				
2.5				-2.5
	SM		Silty fine grained sand with trace clays, moderately cohesive, slightly moist, hard.	
3				
3.0				-3.0

Bottom of borehole at 3.0 feet.

TT SOIL BORING E GAMMA - GINT STD US LAB.GDT - 2/9/18 13:10 - C:\USERS\STUART.CAMERON\DOCUMENTS\0-MRC\INFRASTRUCTURE\POLE PCBS\POLE PCBS.GPJ

BORING NUMBER CPP-SB-1774

Tetra Tech
20251 Century Blvd

CLIENT Lockheed Martin Corporation, Bethesda, Maryland **PROJECT NAME** MRC Infrastructure Assessment

PROJECT NUMBER 112IC08076 **PROJECT LOCATION** Middle River Complex, Middle River, Maryland

DATE STARTED 11/6/17 **COMPLETED** 11/6/17 **GROUND ELEVATION** 0 ft **HOLE SIZE** 1.5 inches

DRILLING CONTRACTOR Ground Zero Environ Services, Partlow, VA **DRILLING METHOD** Direct-push techn. (DPT) 1.5-inch percussion bit

NOTES **LOGGED BY** S. Cameron

NORTHING 605039 ft **EASTING** 1473834 ft **DATUM:** MD STATE NAD 1983

DEPTH (ft)	U.S.C.S.	GRAPHIC LOG	MATERIAL DESCRIPTION	ENVIRONMENTAL DATA
0	Topsoil		Fine grained sandy silt topsoil	PID = 0
0.5				-0.5
1	ML		Clayey silt with some fine grained sand.	
2				
2.3				-2.3
3	SM		Silty fine grained sand with some clay, slightly cohesive, dense.	
3.0				-3.0

Bottom of borehole at 3.0 feet.

TT SOIL BORING E GAMMA - GINT STD US LAB.GDT - 2/9/18 13:10 - C:\USERS\STUART.CAMERON\DOCUMENTS\0-MRC\INFRASTRUCTURE\POLE PCBS\POLE PCBS.GPJ

BORING NUMBER CPP-SB-1775

Tetra Tech
20251 Century Blvd

CLIENT Lockheed Martin Corporation, Bethesda, Maryland
PROJECT NAME MRC Infrastructure Assessment
PROJECT NUMBER 112IC08076
PROJECT LOCATION Middle River Complex, Middle River, Maryland
DATE STARTED 11/6/17 **COMPLETED** 11/6/17
GROUND ELEVATION 0 ft **HOLE SIZE** 1.5 inches
DRILLING CONTRACTOR Ground Zero Environ Services, Partlow, VA
DRILLING METHOD Direct-push techn. (DPT) 1.5-inch percussion bit
NOTES
LOGGED BY S. Cameron
NORTHING 605043 ft **EASTING** 1473842 ft **DATUM:** MD STATE NAD 1983

DEPTH (ft)	U.S.C.S.	GRAPHIC LOG	MATERIAL DESCRIPTION	ENVIRONMENTAL DATA
0	Topsoil		Fine grained sandy silt topsoil	PID = 0
0.5				-0.5
	CH		Fat clay	
1				
1.0				-1.0
	SM		Silty fine grained sand with some clay, slightly cohesive, dense.	
2				
3				
3.0				-3.0

Bottom of borehole at 3.0 feet.

TT SOIL BORING E GAMMA - GINT STD US LAB.GDT - 2/9/18 13:10 - C:\USERS\STUART.CAMERON\DOCUMENTS\0-MRC\INFRASTRUCTURE\POLE PCBS\POLE PCBS.GPJ

BORING NUMBER CPP-SB-1776

Tetra Tech
20251 Century Blvd

CLIENT Lockheed Martin Corporation, Bethesda, Maryland
PROJECT NAME MRC Infrastructure Assessment
PROJECT NUMBER 112IC08076
PROJECT LOCATION Middle River Complex, Middle River, Maryland
DATE STARTED 11/6/17 **COMPLETED** 11/6/17
GROUND ELEVATION 0 ft **HOLE SIZE** 1.5 inches
DRILLING CONTRACTOR Ground Zero Environ Services, Partlow, VA
DRILLING METHOD Direct-push techn. (DPT) 1.5-inch percussion bit
NOTES
LOGGED BY S. Cameron
NORTHING 605047 ft **EASTING** 1473851 ft **DATUM:** MD STATE NAD 1983

DEPTH (ft)	U.S.C.S.	GRAPHIC LOG	MATERIAL DESCRIPTION	ENVIRONMENTAL DATA
0	Topsoil		Fine grained sandy silt topsoil	PID = 0
0.5				-0.5
1	SM		Silty fine grained sand with some clay, slightly cohesive, dense.	
2				
2.8				-2.8
3	SW		Fine to medium grained clean sand. Moist to wet.	
3.0				-3.0

Bottom of borehole at 3.0 feet.

TT SOIL BORING E GAMMA - GINT STD US LAB.GDT - 2/9/18 13:10 - C:\USERS\STUART.CAMERON\DOCUMENTS\0-MRC\INFRASTRUCTURE\POLE PCBS\POLE PCBS.GPJ

BORING NUMBER CPP-SB-1777

Tetra Tech
20251 Century Blvd

CLIENT Lockheed Martin Corporation, Bethesda, Maryland
PROJECT NAME MRC Infrastructure Assessment
PROJECT NUMBER 112IC08076
PROJECT LOCATION Middle River Complex, Middle River, Maryland
DATE STARTED 11/6/17 **COMPLETED** 11/6/17
GROUND ELEVATION 0 ft **HOLE SIZE** 1.5 inches
DRILLING CONTRACTOR Ground Zero Environ Services, Partlow, VA
DRILLING METHOD Direct-push techn. (DPT) 1.5-inch percussion bit
NOTES
LOGGED BY S. Cameron
NORTHING 605266 ft **EASTING** 1474357 ft **DATUM:** MD STATE NAD 1983

DEPTH (ft)	U.S.C.S.	GRAPHIC LOG	MATERIAL DESCRIPTION	ENVIRONMENTAL DATA
0	Topsoil		Fine grained sandy silt topsoil	PID = 0
0.5				-0.5
1	ML		Clayey silt with very fine grained sand. Moist, soft.	
2				-2.0
2.0			Bottom of borehole at 2.0 feet.	

TT SOIL BORING E GAMMA - GINT STD US LAB.GDT - 2/9/18 13:10 - C:\USERS\STUART.CAMERON\DOCUMENTS\0-MRC\INFRASTRUCTURE\POLE PCBS\POLE PCBS.GPJ

BORING NUMBER CPP-SB-1778

Tetra Tech
20251 Century Blvd

CLIENT Lockheed Martin Corporation, Bethesda, Maryland
PROJECT NAME MRC Infrastructure Assessment
PROJECT NUMBER 112IC08076
PROJECT LOCATION Middle River Complex, Middle River, Maryland
DATE STARTED 11/6/17 **COMPLETED** 11/6/17
GROUND ELEVATION 0 ft **HOLE SIZE** 1.5 inches
DRILLING CONTRACTOR Ground Zero Environ Services, Partlow, VA
DRILLING METHOD Direct-push techn. (DPT) 1.5-inch percussion bit
NOTES
LOGGED BY S. Cameron
NORTHING 605274 ft **EASTING** 1474361 ft **DATUM:** MD STATE NAD 1983

DEPTH (ft)	U.S.C.S.	GRAPHIC LOG	MATERIAL DESCRIPTION	ENVIRONMENTAL DATA
0	Topsoil		Fine grained sandy silt topsoil	PID = 0
0.5				-0.5
1	SM		Silty fine grained sand with some clay.	
1.8				-1.8

Bottom of borehole at 1.8 feet.

TT SOIL BORING E GAMMA - GINT STD US LAB.GDT - 2/9/18 13:10 - C:\USERS\STUART.CAMERON\DOCUMENTS\0-MRC\INFRASTRUCTURE\POLE PCBS\POLE PCBS.GPJ

BORING NUMBER CPP-SB-1779

Tetra Tech
20251 Century Blvd

CLIENT Lockheed Martin Corporation, Bethesda, Maryland
PROJECT NAME MRC Infrastructure Assessment
PROJECT NUMBER 112IC08076
PROJECT LOCATION Middle River Complex, Middle River, Maryland
DATE STARTED 11/6/17 **COMPLETED** 11/6/17
GROUND ELEVATION 0 ft **HOLE SIZE** 1.5 inches
DRILLING CONTRACTOR Ground Zero Environ Services, Partlow, VA
DRILLING METHOD Direct-push techn. (DPT) 1.5-inch percussion bit
NOTES
LOGGED BY S. Cameron
NORTHING 605282 ft **EASTING** 1474366 ft **DATUM:** MD STATE NAD 1983

DEPTH (ft)	U.S.C.S.	GRAPHIC LOG	MATERIAL DESCRIPTION	ENVIRONMENTAL DATA
0	Topsoil		Fine grained sandy silt topsoil	PID = 0
0.5				-0.5
1	CL		Sandy silty clay, moderately hard, very slightly moist.	
1.8				-1.8
2	CH		Fat clay	
2.0				-2.0
3	ML		Fine grained sandy silt with some clay.	
3.0				-3.0

Bottom of borehole at 3.0 feet.

TT SOIL BORING E GAMMA - GINT STD US LAB.GDT - 2/9/18 13:10 - C:\USERS\STUART.CAMERON\DOCUMENTS\0-MRC\INFRASTRUCTURE\POLE PCBS\POLE PCBS.GPJ

BORING NUMBER D-SB-1765

Tetra Tech
20251 Century Blvd

CLIENT Lockheed Martin Corporation, Bethesda, Maryland
PROJECT NAME MRC Infrastructure Assessment
PROJECT NUMBER 112IC08076
PROJECT LOCATION Middle River Complex, Middle River, Maryland
DATE STARTED 11/6/17 **COMPLETED** 11/6/17
GROUND ELEVATION 0 ft **HOLE SIZE** 1.5 inches
DRILLING CONTRACTOR Ground Zero Environ Services, Partlow, VA
DRILLING METHOD Direct-push techn. (DPT) 1.5-inch percussion bit
NOTES
LOGGED BY S. Cameron
NORTHING 606017 ft **EASTING** 1474605 ft **DATUM:** MD STATE NAD 1983

DEPTH (ft)	U.S.C.S.	GRAPHIC LOG	MATERIAL DESCRIPTION	ENVIRONMENTAL DATA
0	ML		Gravelly silt with some clay. Soft.	PID = 0
0.5 / -0.5	CL		Silty clay with trace gravel.	
1				
2.0 / -2.0			Bottom of borehole at 2.0 feet.	
2				

TT SOIL BORING E GAMMA - GINT STD US LAB.GDT - 2/9/18 13:10 - C:\USERS\STUART.CAMERON\DOCUMENTS\0-MRC\INFRASTRUCTURE\POLE PCBS\POLE PCBS.GPJ

BORING NUMBER D-SB-1766

Tetra Tech
20251 Century Blvd

CLIENT Lockheed Martin Corporation, Bethesda, Maryland
PROJECT NAME MRC Infrastructure Assessment
PROJECT NUMBER 112IC08076
PROJECT LOCATION Middle River Complex, Middle River, Maryland
DATE STARTED 11/6/17 **COMPLETED** 11/6/17
GROUND ELEVATION 0 ft **HOLE SIZE** 1.5 inches
DRILLING CONTRACTOR Ground Zero Environ Services, Partlow, VA
DRILLING METHOD Direct-push techn. (DPT) 1.5-inch percussion bit
NOTES
LOGGED BY S. Cameron
NORTHING 606018 ft **EASTING** 1474602 ft **DATUM:** MD STATE NAD 1983

DEPTH (ft)	U.S.C.S.	GRAPHIC LOG	MATERIAL DESCRIPTION	ENVIRONMENTAL DATA
0	ML		Gravelly silt with some clay. Soft.	PID = 0
0.5 / -0.5	ML		Silty clay with trace gravel.	
1				
2 / 2.0 / -2.0			Bottom of borehole at 2.0 feet.	

TT SOIL BORING E GAMMA - GINT STD US LAB.GDT - 2/9/18 13:10 - C:\USERS\STUART.CAMERON\DOCUMENTS\0-MRC\INFRASTRUCTURE\POLE PCBS\POLE PCBS.GPJ

BORING NUMBER D-SB-1767

Tetra Tech
20251 Century Blvd

CLIENT Lockheed Martin Corporation, Bethesda, Maryland
PROJECT NAME MRC Infrastructure Assessment
PROJECT NUMBER 112IC08076
PROJECT LOCATION Middle River Complex, Middle River, Maryland
DATE STARTED 11/6/17 **COMPLETED** 11/6/17
GROUND ELEVATION 0 ft **HOLE SIZE** 1.5 inches
DRILLING CONTRACTOR Ground Zero Environ Services, Partlow, VA
DRILLING METHOD Direct-push techn. (DPT) 1.5-inch percussion bit
NOTES
LOGGED BY S. Cameron
NORTHING 606015 ft **EASTING** 1474602 ft **DATUM:** MD STATE NAD 1983

DEPTH (ft)	U.S.C.S.	GRAPHIC LOG	MATERIAL DESCRIPTION	ENVIRONMENTAL DATA
0	ML		Silty clay with trace gravel.	PID = 0
2.3 / -2.3	CH		Fat clay	
3 / 3.0 / -3.0			Bottom of borehole at 3.0 feet.	

TT SOIL BORING E GAMMA - GINT STD US LAB.GDT - 2/9/18 13:10 - C:\USERS\STUART.CAMERON\DOCUMENTS\0-MRC\INFRASTRUCTURE\POLE PCBS\POLE PCBS.GPJ

BORING NUMBER D-SB-1768

Tetra Tech
20251 Century Blvd

CLIENT Lockheed Martin Corporation, Bethesda, Maryland
PROJECT NAME MRC Infrastructure Assessment
PROJECT NUMBER 112IC08076
PROJECT LOCATION Middle River Complex, Middle River, Maryland
DATE STARTED 11/6/17 **COMPLETED** 11/6/17
GROUND ELEVATION 0 ft **HOLE SIZE** 1.5 inches
DRILLING CONTRACTOR Ground Zero Environ Services, Partlow, VA
DRILLING METHOD Direct-push techn. (DPT) 1.5-inch percussion bit
NOTES
LOGGED BY S. Cameron
NORTHING 605646 ft **EASTING** 1474747 ft **DATUM:** MD STATE NAD 1983

DEPTH (ft)	U.S.C.S.	GRAPHIC LOG	MATERIAL DESCRIPTION	ENVIRONMENTAL DATA
0	ML		Gravelly silt with some clay. Soft.	PID = 0
1.3 / -1.3	CL		Silty clay with trace gravel.	
2.0 / -2.0			Bottom of borehole at 2.0 feet.	

TT SOIL BORING E GAMMA - GINT STD US LAB.GDT - 2/9/18 13:10 - C:\USERS\STUART.CAMERON\DOCUMENTS\0-MRC\INFRASTRUCTURE\POLE PCBS\POLE PCBS.GPJ

BORING NUMBER D-SB-1769

Tetra Tech
20251 Century Blvd

CLIENT Lockheed Martin Corporation, Bethesda, Maryland
PROJECT NAME MRC Infrastructure Assessment
PROJECT NUMBER 112IC08076
PROJECT LOCATION Middle River Complex, Middle River, Maryland
DATE STARTED 11/6/17 **COMPLETED** 11/6/17
GROUND ELEVATION 0 ft **HOLE SIZE** 1.5 inches
DRILLING CONTRACTOR Ground Zero Environ Services, Partlow, VA
DRILLING METHOD Direct-push techn. (DPT) 1.5-inch percussion bit
NOTES
LOGGED BY S. Cameron
NORTHING 605642 ft **EASTING** 1474750 ft **DATUM:** MD STATE NAD 1983

DEPTH (ft)	U.S.C.S.	GRAPHIC LOG	MATERIAL DESCRIPTION	ENVIRONMENTAL DATA
0	ML		Gravelly silt with some clay. Soft.	PID = 0
0.5 / -0.5	CL		Silty clay with trace gravel.	
1				
2				
2.5 / -2.5			Bottom of borehole at 2.5 feet.	

TT SOIL BORING E GAMMA - GINT STD US LAB.GDT - 2/9/18 13:10 - C:\USERS\STUART.CAMERON\DOCUMENTS\0-MRC\INFRASTRUCTURE\POLE PCBS\POLE PCBS.GPJ

BORING NUMBER D-SB-1770

Tetra Tech
20251 Century Blvd

CLIENT Lockheed Martin Corporation, Bethesda, Maryland
PROJECT NAME MRC Infrastructure Assessment
PROJECT NUMBER 112IC08076
PROJECT LOCATION Middle River Complex, Middle River, Maryland
DATE STARTED 11/6/17 **COMPLETED** 11/6/17
GROUND ELEVATION 0 ft **HOLE SIZE** 1.5 inches
DRILLING CONTRACTOR Ground Zero Environ Services, Partlow, VA
DRILLING METHOD Direct-push techn. (DPT) 1.5-inch percussion bit
NOTES
LOGGED BY S. Cameron
NORTHING 605639 ft **EASTING** 1474747 ft **DATUM:** MD STATE NAD 1983

DEPTH (ft)	U.S.C.S.	GRAPHIC LOG	MATERIAL DESCRIPTION	ENVIRONMENTAL DATA
0	ML		Gravelly silt with some clay. Soft.	PID = 0
0.5				-0.5
	CL		Silty clay with trace gravel.	
1				-1.0
1.0			Bottom of borehole at 1.0 feet.	

TT SOIL BORING E GAMMA - GINT STD US LAB.GDT - 2/9/18 13:10 - C:\USERS\STUART.CAMERON\DOCUMENTS\0-MRC\INFRASTRUCTURE\POLE PCBS\POLE PCBS.GPJ

BORING NUMBER E-SB-1783

Tetra Tech
20251 Century Blvd

CLIENT Lockheed Martin Corporation, Bethesda, Maryland
PROJECT NAME MRC Infrastructure Assessment
PROJECT NUMBER 112IC08076
PROJECT LOCATION Middle River Complex, Middle River, Maryland
DATE STARTED 11/6/17 **COMPLETED** 11/6/17
GROUND ELEVATION 0 ft **HOLE SIZE** 1.5 inches
DRILLING CONTRACTOR Ground Zero Environ Services, Partlow, VA
DRILLING METHOD Direct-push techn. (DPT) 1.5-inch percussion bit
NOTES
LOGGED BY S. Cameron
NORTHING 605293 ft **EASTING** 1474315 ft **DATUM:** MD STATE NAD 1983

DEPTH (ft)	U.S.C.S.	GRAPHIC LOG	MATERIAL DESCRIPTION	ENVIRONMENTAL DATA
0	Topsoil		Fine grained sandy silt topsoil	PID = 0
0.5				-0.5
	CONCRETE		Concrete	
1				-1.0
1.0			Bottom of borehole at 1.0 feet.	

TT SOIL BORING E GAMMA - GINT STD US LAB.GDT - 2/9/18 13:10 - C:\USERS\STUART.CAMERON\DOCUMENTS\0-MRC\INFRASTRUCTURE\POLE PCBS\POLE PCBS.GPJ

BORING NUMBER E-SB-1784

Tetra Tech
20251 Century Blvd

CLIENT Lockheed Martin Corporation, Bethesda, Maryland
PROJECT NAME MRC Infrastructure Assessment
PROJECT NUMBER 112IC08076
PROJECT LOCATION Middle River Complex, Middle River, Maryland
DATE STARTED 11/6/17 **COMPLETED** 11/6/17
GROUND ELEVATION 0 ft **HOLE SIZE** 1.5 inches
DRILLING CONTRACTOR Ground Zero Environ Services, Partlow, VA
DRILLING METHOD Direct-push techn. (DPT) 1.5-inch percussion bit
NOTES
LOGGED BY S. Cameron
NORTHING 605299 ft **EASTING** 1474299 ft **DATUM:** MD STATE NAD 1983

DEPTH (ft)	U.S.C.S.	GRAPHIC LOG	MATERIAL DESCRIPTION	ENVIRONMENTAL DATA
0	Topsoil		Fine grained sandy silt topsoil	PID = 0
0.2 / -0.2				
	ML		Clayey silt with very fine grained sand. Moist, soft.	
1				
2				
3				
3.0 / -3.0				

Bottom of borehole at 3.0 feet.

TT SOIL BORING E GAMMA - GINT STD US LAB.GDT - 2/9/18 13:10 - C:\USERS\STUART.CAMERON\DOCUMENTS\0-MRC\INFRASTRUCTURE\POLE PCBS\POLE PCBS.GPJ

BORING NUMBER E-SB-1785

Tetra Tech
20251 Century Blvd

CLIENT Lockheed Martin Corporation, Bethesda, Maryland
PROJECT NAME MRC Infrastructure Assessment
PROJECT NUMBER 112IC08076
PROJECT LOCATION Middle River Complex, Middle River, Maryland
DATE STARTED 11/6/17 **COMPLETED** 11/6/17
GROUND ELEVATION 0 ft **HOLE SIZE** 1.5 inches
DRILLING CONTRACTOR Ground Zero Environ Services, Partlow, VA
DRILLING METHOD Direct-push techn. (DPT) 1.5-inch percussion bit
NOTES
LOGGED BY S. Cameron
NORTHING 605314 ft **EASTING** 1474305 ft **DATUM:** MD STATE NAD 1983

DEPTH (ft)	U.S.C.S.	GRAPHIC LOG	MATERIAL DESCRIPTION	ENVIRONMENTAL DATA
0	Topsoil		Fine grained sandy silt topsoil	PID = 0
0.2				-0.2
	ML		Clayey silt with very fine grained sand. Moist, soft.	
1				
2				
3				
3.0				-3.0

Bottom of borehole at 3.0 feet.

TT SOIL BORING E GAMMA - GINT STD US LAB.GDT - 2/9/18 13:10 - C:\USERS\STUART.CAMERON\DOCUMENTS\0-MRC\INFRASTRUCTURE\POLE PCBS\POLE PCBS.GPJ

BORING NUMBER E-SB-1786

Tetra Tech
20251 Century Blvd

CLIENT Lockheed Martin Corporation, Bethesda, Maryland
PROJECT NAME MRC Infrastructure Assessment
PROJECT NUMBER 112IC08076
PROJECT LOCATION Middle River Complex, Middle River, Maryland
DATE STARTED 11/6/17 **COMPLETED** 11/6/17
GROUND ELEVATION 0 ft **HOLE SIZE** 1.5 inches
DRILLING CONTRACTOR Ground Zero Environ Services, Partlow, VA
DRILLING METHOD Direct-push techn. (DPT) 1.5-inch percussion bit
NOTES
LOGGED BY S. Cameron
NORTHING 605310 ft **EASTING** 1474320 ft **DATUM:** MD STATE NAD 1983

DEPTH (ft)	U.S.C.S.	GRAPHIC LOG	MATERIAL DESCRIPTION	ENVIRONMENTAL DATA
0				
	Topsoil		Fine grained sandy silt topsoil	PID = 0
1			1.0 -1.0	
	ML		Clayey silt with very fine grained sand. Moist, soft.	
2			2.9 -2.9	
			Bottom of borehole at 2.9 feet.	

TT SOIL BORING E GAMMA - GINT STD US LAB.GDT - 2/9/18 13:10 - C:\USERS\STUART.CAMERON\DOCUMENTS\0-MRC\INFRASTRUCTURE\POLE PCBS\POLE PCBS.GPJ

BORING NUMBER E-SB-1787

Tetra Tech
20251 Century Blvd

CLIENT Lockheed Martin Corporation, Bethesda, Maryland
PROJECT NAME MRC Infrastructure Assessment
PROJECT NUMBER 112IC08076
PROJECT LOCATION Middle River Complex, Middle River, Maryland
DATE STARTED 11/6/17 **COMPLETED** 11/6/17
GROUND ELEVATION 0 ft **HOLE SIZE** 1.5 inches
DRILLING CONTRACTOR Ground Zero Environ Services, Partlow, VA
DRILLING METHOD Direct-push techn. (DPT) 1.5-inch percussion bit
NOTES
LOGGED BY S. Cameron
NORTHING 605890 ft **EASTING** 1474103 ft **DATUM:** MD STATE NAD 1983

DEPTH (ft)	U.S.C.S.	GRAPHIC LOG	MATERIAL DESCRIPTION	ENVIRONMENTAL DATA
0	Topsoil		Fine grained sandy silt topsoil.	PID = 0
0.5				-0.5
1	CL		Silty Clay	
2				
2.5				-2.5

Bottom of borehole at 2.5 feet.

TT SOIL BORING E GAMMA - GINT STD US LAB.GDT - 2/9/18 13:10 - C:\USERS\STUART.CAMERON\DOCUMENTS\0-MRC\INFRASTRUCTURE\POLE PCBS\POLE PCBS.GPJ

BORING NUMBER E-SB-1788

Tetra Tech
20251 Century Blvd

CLIENT Lockheed Martin Corporation, Bethesda, Maryland
PROJECT NAME MRC Infrastructure Assessment
PROJECT NUMBER 112IC08076
PROJECT LOCATION Middle River Complex, Middle River, Maryland
DATE STARTED 11/6/17 **COMPLETED** 11/6/17
GROUND ELEVATION 0 ft **HOLE SIZE** 1.5 inches
DRILLING CONTRACTOR Ground Zero Environ Services, Partlow, VA
DRILLING METHOD Direct-push techn. (DPT) 1.5-inch percussion bit
NOTES
LOGGED BY S. Cameron
NORTHING 605902 ft **EASTING** 1474106 ft **DATUM:** MD STATE NAD 1983

DEPTH (ft)	U.S.C.S.	GRAPHIC LOG	MATERIAL DESCRIPTION	ENVIRONMENTAL DATA
0	Topsoil		Fine grained sandy silt topsoil.	PID = 0
0.5			-0.5	
	CL		Silty Clay	
1				
2				
3			3.0 -3.0	

Bottom of borehole at 3.0 feet.

TT SOIL BORING E GAMMA - GINT STD US LAB.GDT - 2/9/18 13:10 - C:\USERS\STUART.CAMERON\DOCUMENTS\0-MRC\INFRASTRUCTURE\POLE PCBS\POLE PCBS.GPJ

BORING NUMBER E-SB-1789

Tetra Tech
20251 Century Blvd

CLIENT Lockheed Martin Corporation, Bethesda, Maryland
PROJECT NAME MRC Infrastructure Assessment
PROJECT NUMBER 112IC08076
PROJECT LOCATION Middle River Complex, Middle River, Maryland
DATE STARTED 11/6/17 **COMPLETED** 11/6/17
GROUND ELEVATION 0 ft **HOLE SIZE** 1.5 inches
DRILLING CONTRACTOR Ground Zero Environ Services, Partlow, VA
DRILLING METHOD Direct-push techn. (DPT) 1.5-inch percussion bit
NOTES
LOGGED BY S. Cameron
NORTHING 605904 ft **EASTING** 1474113 ft **DATUM:** MD STATE NAD 1983

DEPTH (ft)	U.S.C.S.	GRAPHIC LOG	MATERIAL DESCRIPTION	ENVIRONMENTAL DATA
0	Topsoil		Fine grained sandy silt topsoil.	PID = 0
0.5				-0.5
	CL		Silty Clay	
1				
2				
2.3				-2.3

Bottom of borehole at 2.3 feet.

TT SOIL BORING E GAMMA - GINT STD US LAB.GDT - 2/9/18 13:10 - C:\USERS\STUART.CAMERON\DOCUMENTS\0-MRC\INFRASTRUCTURE\POLE PCBS\POLE PCBS.GPJ

BORING NUMBER E-SB-1790

Tetra Tech
20251 Century Blvd

CLIENT Lockheed Martin Corporation, Bethesda, Maryland **PROJECT NAME** MRC Infrastructure Assessment

PROJECT NUMBER 112IC08076 **PROJECT LOCATION** Middle River Complex, Middle River, Maryland

DATE STARTED 11/6/17 **COMPLETED** 11/6/17 **GROUND ELEVATION** 0 ft **HOLE SIZE** 1.5 inches

DRILLING CONTRACTOR Ground Zero Environ Services, Partlow, VA **DRILLING METHOD** Direct-push techn. (DPT) 1.5-inch percussion bit

NOTES **LOGGED BY** S. Cameron

NORTHING 605900 ft **EASTING** 1474113 ft **DATUM:** MD STATE NAD 1983

DEPTH (ft)	U.S.C.S.	GRAPHIC LOG		MATERIAL DESCRIPTION		ENVIRONMENTAL DATA
0						
	Topsoil			Fine grained sandy silt topsoil		PID = 0
			0.2		-0.2	
	CONCRETE			Concrete		
			0.3		-0.3	

Bottom of borehole at 0.3 feet.

TT SOIL BORING E GAMMA - GINT STD US LAB.GDT - 2/9/18 13:10 - C:\USERS\STUART.CAMERON\DOCUMENTS\0-MRC\INFRASTRUCTURE\POLE PCBS\POLE PCBS.GPJ

BORING NUMBER G-SB-1756

Tetra Tech
20251 Century Blvd

CLIENT Lockheed Martin Corporation, Bethesda, Maryland
PROJECT NAME MRC Infrastructure Assessment
PROJECT NUMBER 112IC08076
PROJECT LOCATION Middle River Complex, Middle River, Maryland
DATE STARTED 11/7/17 **COMPLETED** 11/7/17
GROUND ELEVATION 0 ft **HOLE SIZE** 1.5 inches
DRILLING CONTRACTOR Ground Zero Environ Services, Partlow, VA
DRILLING METHOD Direct-push techn. (DPT) 1.5-inch percussion bit
NOTES
LOGGED BY S. Cameron
NORTHING 605644 ft **EASTING** 1471524 ft **DATUM:** MD STATE NAD 1983

DEPTH (ft)	U.S.C.S.	GRAPHIC LOG	MATERIAL DESCRIPTION	ENVIRONMENTAL DATA
0	GW		Well graded angular fine gravel with silt and fine sand, slightly cohesive.	PID = 0
0.2				-0.2
	ML		Silty clay with trace fine sand, dense, low plasticity, very slightly moist.	
1				
2				
2.8				-2.8
	CH		Fat Clay	
3				
3.0				-3.0

Bottom of borehole at 3.0 feet.

TT SOIL BORING E GAMMA - GINT STD US LAB.GDT - 2/9/18 13:10 - C:\USERS\STUART.CAMERON\DOCUMENTS\0-MRC\INFRASTRUCTURE\POLE PCBS\POLE PCBS.GPJ

BORING NUMBER G-SB-1757

Tetra Tech
20251 Century Blvd

CLIENT Lockheed Martin Corporation, Bethesda, Maryland **PROJECT NAME** MRC Infrastructure Assessment

PROJECT NUMBER 112IC08076 **PROJECT LOCATION** Middle River Complex, Middle River, Maryland

DATE STARTED 11/7/17 **COMPLETED** 11/7/17 **GROUND ELEVATION** 0 ft **HOLE SIZE** 1.5 inches

DRILLING CONTRACTOR Ground Zero Environ Services, Partlow, VA **DRILLING METHOD** Direct-push techn. (DPT) 1.5-inch percussion bit

NOTES **LOGGED BY** S. Cameron

NORTHING 605640 ft **EASTING** 1471527 ft **DATUM:** MD STATE NAD 1983

DEPTH (ft)	U.S.C.S.	GRAPHIC LOG	MATERIAL DESCRIPTION	ENVIRONMENTAL DATA
0	GW		Well graded angular fine gravel with silt and fine sand, slightly cohesive.	PID = 0
0.5				-0.5
1	ML		Silty clay with trace fine sand, dense, low plasticity, very slightly moist.	
2				
2.5				-2.5
3	CH		Fat Clay	
3.0				-3.0

Bottom of borehole at 3.0 feet.

TT SOIL BORING E GAMMA - GINT STD US LAB.GDT - 2/9/18 13:10 - C:\USERS\STUART.CAMERON\DOCUMENTS\0-MRC\INFRASTRUCTURE\POLE PCBS\POLE PCBS.GPJ

BORING NUMBER G-SB-1758

Tetra Tech
20251 Century Blvd

CLIENT Lockheed Martin Corporation, Bethesda, Maryland
PROJECT NAME MRC Infrastructure Assessment
PROJECT NUMBER 112IC08076
PROJECT LOCATION Middle River Complex, Middle River, Maryland
DATE STARTED 11/7/17 **COMPLETED** 11/7/17
GROUND ELEVATION 0 ft **HOLE SIZE** 1.5 inches
DRILLING CONTRACTOR Ground Zero Environ Services, Partlow, VA
DRILLING METHOD Direct-push techn. (DPT) 1.5-inch percussion bit
NOTES
LOGGED BY S. Cameron
NORTHING 605644 ft **EASTING** 1471530 ft **DATUM:** MD STATE NAD 1983

DEPTH (ft)	U.S.C.S.	GRAPHIC LOG	MATERIAL DESCRIPTION	ENVIRONMENTAL DATA
0	GW		Well graded angular fine gravel with silt and fine sand, slightly cohesive.	PID = 0
0.5				-0.5
1	ML		Silty clay with trace fine sand, dense, low plasticity, very slightly moist.	
2				-2.0
2.0	CH		Fat Clay	
3				-3.0
3.0			Bottom of borehole at 3.0 feet.	

TT SOIL BORING E GAMMA - GINT STD US LAB.GDT - 2/9/18 13:10 - C:\USERS\STUART.CAMERON\DOCUMENTS\0-MRC\INFRASTRUCTURE\POLE PCBS\POLE PCBS.GPJ

BORING NUMBER G-SB-1759

Tetra Tech
20251 Century Blvd

CLIENT Lockheed Martin Corporation, Bethesda, Maryland **PROJECT NAME** MRC Infrastructure Assessment

PROJECT NUMBER 112IC08076 **PROJECT LOCATION** Middle River Complex, Middle River, Maryland

DATE STARTED 11/8/17 **COMPLETED** 11/8/17 **GROUND ELEVATION** 0 ft **HOLE SIZE** 1.5 inches

DRILLING CONTRACTOR Ground Zero Environ Services, Partlow, VA **DRILLING METHOD** Direct-push techn. (DPT) 1.5-inch percussion bit

NOTES **LOGGED BY** S. Cameron

NORTHING 605509 ft **EASTING** 1472194 ft **DATUM:** MD STATE NAD 1983

DEPTH (ft)	U.S.C.S.	GRAPHIC LOG	MATERIAL DESCRIPTION	ENVIRONMENTAL DATA
0	Topsoil		Clayey silt topsoil with some fine grained sand. Soft, moist.	PID = 0
			0.2 -0.2	
1	CL		Silty clay with some fine grained sand, moist, soft.	
2			2.0 -2.0	
3	ML		Fine grained sandy, clayey, silt, moderately hard, low plasticity, slightly moist.	
			3.0 -3.0	

Bottom of borehole at 3.0 feet.

TT SOIL BORING E GAMMA - GINT STD US LAB.GDT - 2/9/18 13:10 - C:\USERS\STUART.CAMERON\DOCUMENTS\0-MRC\INFRASTRUCTURE\POLE PCBS\POLE PCBS.GPJ

BORING NUMBER G-SB-1760

Tetra Tech
20251 Century Blvd

CLIENT Lockheed Martin Corporation, Bethesda, Maryland **PROJECT NAME** MRC Infrastructure Assessment

PROJECT NUMBER 112IC08076 **PROJECT LOCATION** Middle River Complex, Middle River, Maryland

DATE STARTED 11/8/17 **COMPLETED** 11/8/17 **GROUND ELEVATION** 0 ft **HOLE SIZE** 1.5 inches

DRILLING CONTRACTOR Ground Zero Environ Services, Partlow, VA **DRILLING METHOD** Direct-push techn. (DPT) 1.5-inch percussion bit

NOTES **LOGGED BY** S. Cameron

NORTHING 605507 ft **EASTING** 1472195 ft **DATUM:** MD STATE NAD 1983

DEPTH (ft)	U.S.C.S.	GRAPHIC LOG	MATERIAL DESCRIPTION	ENVIRONMENTAL DATA
0	Topsoil		Clayey silt topsoil with some fine grained sand. Soft, moist.	PID = 0
0.2				-0.2
1	SC		Silty clay with some fine grained sand, moist, soft.	
2.3				-2.3
3	ML		Fine grained sandy, clayey, silt, moderately hard, low plasticity, slightly moist.	
3.0				-3.0

Bottom of borehole at 3.0 feet.

TT SOIL BORING E GAMMA - GINT STD US LAB.GDT - 2/9/18 13:10 - C:\USERS\STUART.CAMERON\DOCUMENTS\0-MRC\INFRASTRUCTURE\POLE PCBS\POLE PCBS.GPJ

BORING NUMBER G-SB-1761

Tetra Tech
20251 Century Blvd

CLIENT Lockheed Martin Corporation, Bethesda, Maryland
PROJECT NAME MRC Infrastructure Assessment
PROJECT NUMBER 112IC08076
PROJECT LOCATION Middle River Complex, Middle River, Maryland
DATE STARTED 11/8/17 **COMPLETED** 11/8/17
GROUND ELEVATION 0 ft **HOLE SIZE** 1.5 inches
DRILLING CONTRACTOR Ground Zero Environ Services, Partlow, VA
DRILLING METHOD Direct-push techn. (DPT) 1.5-inch percussion bit
NOTES
LOGGED BY S. Cameron
NORTHING 605508 ft **EASTING** 1472200 ft **DATUM:** MD STATE NAD 1983

DEPTH (ft)	U.S.C.S.	GRAPHIC LOG	MATERIAL DESCRIPTION	ENVIRONMENTAL DATA
0	Topsoil		Clayey silt topsoil with some fine grained sand. Soft, moist.	PID = 0
			0.2 / -0.2	
	CL		Silty clay with some fine grained sand, moist, soft.	
1			1.0 / -1.0	
	SW		Coarse sand, wet.	
			1.1 / -1.1	
	CL		Silty clay with some fine grained sand, moist, soft.	
			1.5 / -1.5	
2	ML		Fine grained sandy, clayey, silt, moderately hard, low plasticity, slightly moist.	
			2.9 / -2.9	
3	GP		Wood/red silty material (possibly pulverized brick).	
			3.0 / -3.0	

Bottom of borehole at 3.0 feet.

TT SOIL BORING E GAMMA - GINT STD US LAB.GDT - 2/9/18 13:10 - C:\USERS\STUART.CAMERON\DOCUMENTS\0-MRC\INFRASTRUCTURE\POLE PCBS\POLE PCBS.GPJ

BORING NUMBER G-SB-1762

Tetra Tech
20251 Century Blvd

CLIENT Lockheed Martin Corporation, Bethesda, Maryland
PROJECT NAME MRC Infrastructure Assessment
PROJECT NUMBER 112IC08076
PROJECT LOCATION Middle River Complex, Middle River, Maryland
DATE STARTED 11/8/17 **COMPLETED** 11/8/17
GROUND ELEVATION 0 ft **HOLE SIZE** 1.5 inches
DRILLING CONTRACTOR Ground Zero Environ Services, Partlow, VA
DRILLING METHOD Direct-push techn. (DPT) 1.5-inch percussion bit
NOTES
LOGGED BY S. Cameron
NORTHING 605252 ft **EASTING** 1472488 ft **DATUM:** MD STATE NAD 1983

DEPTH (ft)	U.S.C.S.	GRAPHIC LOG	MATERIAL DESCRIPTION	ENVIRONMENTAL DATA
0	CL		Fine grained sandy clay with some silt, moist, soft.	PID = 0
1.5	SW		Fine to medium grained sand, wet.	
1.8	SC		Clayey, silty sand, cohesive, dense, low plasticity.	
3.0			Bottom of borehole at 3.0 feet.	

-1.5
-1.8
-3.0

TT SOIL BORING E GAMMA - GINT STD US LAB.GDT - 2/9/18 13:10 - C:\USERS\STUART.CAMERON\DOCUMENTS\0-MRC\INFRASTRUCTURE\POLE PCBS\POLE PCBS.GPJ

BORING NUMBER G-SB-1763

Tetra Tech
20251 Century Blvd

CLIENT Lockheed Martin Corporation, Bethesda, Maryland
PROJECT NAME MRC Infrastructure Assessment
PROJECT NUMBER 112IC08076
PROJECT LOCATION Middle River Complex, Middle River, Maryland
DATE STARTED 11/8/17 **COMPLETED** 11/8/17
GROUND ELEVATION 0 ft **HOLE SIZE** 1.5 inches
DRILLING CONTRACTOR Ground Zero Environ Services, Partlow, VA
DRILLING METHOD Direct-push techn. (DPT) 1.5-inch percussion bit
NOTES
LOGGED BY S. Cameron
NORTHING 605247 ft **EASTING** 1472490 ft **DATUM:** MD STATE NAD 1983

DEPTH (ft)	U.S.C.S.	GRAPHIC LOG	MATERIAL DESCRIPTION	ENVIRONMENTAL DATA
0	Topsoil		Clayey silt topsoil with some fine grained sand. Soft, moist.	PID = 0
0.5				-0.5
	CONCRETE		Concrete (refusal)	
1				-1.0
1.0			Bottom of borehole at 1.0 feet.	

TT SOIL BORING E GAMMA - GINT STD US LAB.GDT - 2/9/18 13:10 - C:\USERS\STUART.CAMERON\DOCUMENTS\0-MRC\INFRASTRUCTURE\POLE PCBS\POLE PCBS.GPJ

BORING NUMBER G-SB-1764

Tetra Tech
20251 Century Blvd

CLIENT Lockheed Martin Corporation, Bethesda, Maryland **PROJECT NAME** MRC Infrastructure Assessment

PROJECT NUMBER 112IC08076 **PROJECT LOCATION** Middle River Complex, Middle River, Maryland

DATE STARTED 11/8/17 **COMPLETED** 11/8/17 **GROUND ELEVATION** 0 ft **HOLE SIZE** 1.5 inches

DRILLING CONTRACTOR Ground Zero Environ Services, Partlow, VA **DRILLING METHOD** Direct-push techn. (DPT) 1.5-inch percussion bit

NOTES **LOGGED BY** S. Cameron

NORTHING 605245 ft **EASTING** 1472493 ft **DATUM:** MD STATE NAD 1983

DEPTH (ft)	U.S.C.S.	GRAPHIC LOG	MATERIAL DESCRIPTION	ENVIRONMENTAL DATA
0				
			Fine grained sandy clay with some silt, moist, soft.	PID = 0
1	CL			
2			2.0 -2.0	
	SW		Fine to medium grained sand, wet.	
			2.5 -2.5	
	SC		Clayey, silty sand, cohesive, dense, low plasticity.	
3			3.0 -3.0	

Bottom of borehole at 3.0 feet.

TT SOIL BORING E GAMMA - GINT STD US LAB.GDT - 2/9/18 13:10 - C:\USERS\STUART.CAMERON\DOCUMENTS\0-MRC\INFRASTRUCTURE\POLE PCBS\POLE PCBS.GPJ

BORING NUMBER G-SB-1794

Tetra Tech
20251 Century Blvd

CLIENT Lockheed Martin Corporation, Bethesda, Maryland
PROJECT NAME MRC Infrastructure Assessment
PROJECT NUMBER 112IC08076
PROJECT LOCATION Middle River Complex, Middle River, Maryland
DATE STARTED 11/8/17 **COMPLETED** 11/8/17
GROUND ELEVATION 0 ft **HOLE SIZE** 3 inches
DRILLING CONTRACTOR Ground Zero Environ Services, Partlow, VA
DRILLING METHOD Hand Auger. 3-inch diameter.
NOTES
LOGGED BY S. Cameron
NORTHING 605539 ft **EASTING** 1471501 ft **DATUM:** MD STATE NAD 1983

DEPTH (ft)	U.S.C.S.	GRAPHIC LOG	MATERIAL DESCRIPTION	ENVIRONMENTAL DATA
0	Topsoil		Clayey silt topsoil with some fine grained sand. Soft, moist.	PID = 0
0.5				-0.5
1	ML		Fine grained sandy, clayey, silt, moderately hard, low plasticity, slightly moist.	
2				
3				
3.0				-3.0

Bottom of borehole at 3.0 feet.

TT SOIL BORING E GAMMA - GINT STD US LAB.GDT - 2/9/18 13:10 - C:\USERS\STUART.CAMERON\DOCUMENTS\0-MRC\INFRASTRUCTURE\POLE PCBS\POLE PCBS.GPJ

BORING NUMBER G-SB-1795

Tetra Tech
20251 Century Blvd

CLIENT Lockheed Martin Corporation, Bethesda, Maryland
PROJECT NAME MRC Infrastructure Assessment
PROJECT NUMBER 112IC08076
PROJECT LOCATION Middle River Complex, Middle River, Maryland
DATE STARTED 11/8/17 **COMPLETED** 11/8/17
GROUND ELEVATION 0 ft **HOLE SIZE** 3 inches
DRILLING CONTRACTOR Ground Zero Environ Services, Partlow, VA
DRILLING METHOD Hand Auger. 3-inch diameter.
NOTES
LOGGED BY S. Cameron
NORTHING 605534 ft **EASTING** 1471507 ft **DATUM:** MD STATE NAD 1983

DEPTH (ft)	U.S.C.S.	GRAPHIC LOG	MATERIAL DESCRIPTION	ENVIRONMENTAL DATA
0	Topsoil		Clayey silt topsoil with some fine grained sand. Soft, moist.	PID = 0
0.5				-0.5
1	ML		Fine grained sandy, clayey, silt, moderately hard, low plasticity, slightly moist.	
2				
3				
3.0				-3.0

Bottom of borehole at 3.0 feet.

TT SOIL BORING E GAMMA - GINT STD US LAB.GDT - 2/9/18 13:10 - C:\USERS\STUART.CAMERON\DOCUMENTS\0-MRC\INFRASTRUCTURE\POLE PCBS\POLE PCBS.GPJ

BORING NUMBER G-SB-1796

Tetra Tech
20251 Century Blvd

CLIENT Lockheed Martin Corporation, Bethesda, Maryland
PROJECT NAME MRC Infrastructure Assessment
PROJECT NUMBER 112IC08076
PROJECT LOCATION Middle River Complex, Middle River, Maryland
DATE STARTED 11/8/17 **COMPLETED** 11/8/17
GROUND ELEVATION 0 ft **HOLE SIZE** 3 inches
DRILLING CONTRACTOR Ground Zero Environ Services, Partlow, VA
DRILLING METHOD Hand Auger. 3-inch diameter.
NOTES
LOGGED BY S. Cameron
NORTHING 605539 ft **EASTING** 1471508 ft **DATUM:** MD STATE NAD 1983

DEPTH (ft)	U.S.C.S.	GRAPHIC LOG	MATERIAL DESCRIPTION	ENVIRONMENTAL DATA
0	Topsoil		Clayey silt topsoil with some fine grained sand. Soft, moist.	PID = 0
0.5				-0.5
1	ML		Fine grained sandy, clayey, silt, moderately hard, low plasticity, slightly moist.	
2				
3				
3.0				-3.0

Bottom of borehole at 3.0 feet.

TT SOIL BORING E GAMMA - GINT STD US LAB.GDT - 2/9/18 13:10 - C:\USERS\STUART.CAMERON\DOCUMENTS\0-MRC\INFRASTRUCTURE\POLE PCBS\POLE PCBS.GPJ

BORING NUMBER G-SB-1797

Tetra Tech
20251 Century Blvd

CLIENT Lockheed Martin Corporation, Bethesda, Maryland **PROJECT NAME** MRC Infrastructure Assessment

PROJECT NUMBER 112IC08076 **PROJECT LOCATION** Middle River Complex, Middle River, Maryland

DATE STARTED 11/7/17 **COMPLETED** 11/7/17 **GROUND ELEVATION** 0 ft **HOLE SIZE** 1.5 inches

DRILLING CONTRACTOR Ground Zero Environ Services, Partlow, VA **DRILLING METHOD** Direct-push techn. (DPT) 1.5-inch percussion bit

NOTES **LOGGED BY** S. Cameron

NORTHING 605455 ft **EASTING** 1471638 ft **DATUM:** MD STATE NAD 1983

DEPTH (ft)	U.S.C.S.	GRAPHIC LOG	MATERIAL DESCRIPTION	ENVIRONMENTAL DATA
0	Topsoil		Clayey silt topsoil with some fine grained sand. Soft, moist. 0.1 -0.1	PID = 0
1	ML		Very fine grained sandy silt with clay, moderately cohesive, moderately hard, very slightly moist. 1.5 -1.5	
2	CH		Medium plasticity clay with trace sand and silt, moist, soft. 2.3 -2.3	
3	ML		Clayey silt with trace fine grained sand, dense, hard, low plasticity. 3.0 -3.0	

Bottom of borehole at 3.0 feet.

TT SOIL BORING E GAMMA - GINT STD US LAB.GDT - 2/9/18 13:10 - C:\USERS\STUART.CAMERON\DOCUMENTS\0-MRC\INFRASTRUCTURE\POLE PCBS\POLE PCBS.GPJ

BORING NUMBER G-SB-1798

Tetra Tech
20251 Century Blvd

CLIENT Lockheed Martin Corporation, Bethesda, Maryland
PROJECT NAME MRC Infrastructure Assessment
PROJECT NUMBER 112IC08076
PROJECT LOCATION Middle River Complex, Middle River, Maryland
DATE STARTED 11/7/17 **COMPLETED** 11/7/17
GROUND ELEVATION 0 ft **HOLE SIZE** 1.5 inches
DRILLING CONTRACTOR Ground Zero Environ Services, Partlow, VA
DRILLING METHOD Direct-push techn. (DPT) 1.5-inch percussion bit
NOTES
LOGGED BY S. Cameron
NORTHING 605454 ft **EASTING** 1471638 ft **DATUM:** MD STATE NAD 1983

DEPTH (ft)	U.S.C.S.	GRAPHIC LOG	MATERIAL DESCRIPTION	ENVIRONMENTAL DATA
0	Topsoil		Clayey silt topsoil with some fine grained sand. Soft, moist.	PID = 0
0.5				-0.5
1	ML		Clayey silt with trace fine grained sand, dense, hard, low plasticity.	
2				-2.0
2.0	CH		Medium plasticity clay with trace sand and silt, moist, soft.	
3				-3.0
3.0			Bottom of borehole at 3.0 feet.	

TT SOIL BORING E GAMMA - GINT STD US LAB.GDT - 2/9/18 13:10 - C:\USERS\STUART.CAMERON\DOCUMENTS\0-MRC\INFRASTRUCTURE\POLE PCBS\POLE PCBS.GPJ

BORING NUMBER G-SB-1799

Tetra Tech
20251 Century Blvd

CLIENT Lockheed Martin Corporation, Bethesda, Maryland
PROJECT NAME MRC Infrastructure Assessment
PROJECT NUMBER 112IC08076
PROJECT LOCATION Middle River Complex, Middle River, Maryland
DATE STARTED 11/7/17 **COMPLETED** 11/7/17
GROUND ELEVATION 0 ft **HOLE SIZE** 1.5 inches
DRILLING CONTRACTOR Ground Zero Environ Services, Partlow, VA
DRILLING METHOD Direct-push techn. (DPT) 1.5-inch percussion bit
NOTES
LOGGED BY S. Cameron
NORTHING 605454 ft **EASTING** 1471641 ft **DATUM:** MD STATE NAD 1983

DEPTH (ft)	U.S.C.S.	GRAPHIC LOG	MATERIAL DESCRIPTION	ENVIRONMENTAL DATA
0	Topsoil		Clayey silt topsoil with some fine grained sand. Soft, moist.	PID = 0
0.3				-0.3
1	ML		Clayey silt with trace fine grained sand, dense, hard, low plasticity.	
2				
2.0				-2.0
3	CH		Medium plasticity clay with trace sand and silt, moist, soft.	
3.0				-3.0

Bottom of borehole at 3.0 feet.

TT SOIL BORING E GAMMA - GINT STD US LAB.GDT - 2/9/18 13:10 - C:\USERS\STUART.CAMERON\DOCUMENTS\0-MRC\INFRASTRUCTURE\POLE PCBS\POLE PCBS.GPJ

BORING NUMBER G-SB-1800

Tetra Tech
20251 Century Blvd

CLIENT Lockheed Martin Corporation, Bethesda, Maryland
PROJECT NAME MRC Infrastructure Assessment
PROJECT NUMBER 112IC08076
PROJECT LOCATION Middle River Complex, Middle River, Maryland
DATE STARTED 11/7/17 **COMPLETED** 11/7/17
GROUND ELEVATION 0 ft **HOLE SIZE** 1.5 inches
DRILLING CONTRACTOR Ground Zero Environ Services, Partlow, VA
DRILLING METHOD Direct-push techn. (DPT) 1.5-inch percussion bit
NOTES
LOGGED BY S. Cameron
NORTHING 605366 ft **EASTING** 1471770 ft **DATUM:** MD STATE NAD 1983

DEPTH (ft)	U.S.C.S.	GRAPHIC LOG	MATERIAL DESCRIPTION	ENVIRONMENTAL DATA
0	Topsoil		Clayey silt topsoil with some fine grained sand. Soft, moist.	PID = 0
0.5 / -0.5	ML		Clayey silt with trace fine grained sand, dense, hard, low plasticity.	
1				
2				
3 / 3.0 / -3.0			Bottom of borehole at 3.0 feet.	

TT SOIL BORING E GAMMA - GINT STD US LAB.GDT - 2/9/18 13:10 - C:\USERS\STUART.CAMERON\DOCUMENTS\0-MRC\INFRASTRUCTURE\POLE PCBS\POLE PCBS.GPJ

BORING NUMBER G-SB-1801

Tetra Tech
20251 Century Blvd

CLIENT Lockheed Martin Corporation, Bethesda, Maryland **PROJECT NAME** MRC Infrastructure Assessment

PROJECT NUMBER 112IC08076 **PROJECT LOCATION** Middle River Complex, Middle River, Maryland

DATE STARTED 11/7/17 **COMPLETED** 11/7/17 **GROUND ELEVATION** 0 ft **HOLE SIZE** 1.5 inches

DRILLING CONTRACTOR Ground Zero Environ Services, Partlow, VA **DRILLING METHOD** Direct-push techn. (DPT) 1.5-inch percussion bit

NOTES **LOGGED BY** S. Cameron

NORTHING 605370 ft **EASTING** 1471769 ft **DATUM:** MD STATE NAD 1983

DEPTH (ft)	U.S.C.S.	GRAPHIC LOG	MATERIAL DESCRIPTION	ENVIRONMENTAL DATA
0	Topsoil		Clayey silt topsoil with some fine grained sand. Soft, moist. 0.1 -0.1	PID = 0
1	ML		Clayey silt with trace fine grained sand, dense, hard, low plasticity.	
2				
3			3.0 -3.0	

Bottom of borehole at 3.0 feet.

TT SOIL BORING E GAMMA - GINT STD US LAB.GDT - 2/9/18 13:10 - C:\USERS\STUART.CAMERON\DOCUMENTS\0-MRC\INFRASTRUCTURE\POLE PCBS\POLE PCBS.GPJ

BORING NUMBER G-SB-1802

Tetra Tech
20251 Century Blvd

CLIENT Lockheed Martin Corporation, Bethesda, Maryland
PROJECT NAME MRC Infrastructure Assessment
PROJECT NUMBER 112IC08076
PROJECT LOCATION Middle River Complex, Middle River, Maryland
DATE STARTED 11/7/17 **COMPLETED** 11/7/17
GROUND ELEVATION 0 ft **HOLE SIZE** 1.5 inches
DRILLING CONTRACTOR Ground Zero Environ Services, Partlow, VA
DRILLING METHOD Direct-push techn. (DPT) 1.5-inch percussion bit
NOTES
LOGGED BY S. Cameron
NORTHING 605369 ft **EASTING** 1471775 ft **DATUM:** MD STATE NAD 1983

DEPTH (ft)	U.S.C.S.	GRAPHIC LOG	MATERIAL DESCRIPTION	ENVIRONMENTAL DATA
0	Topsoil		Clayey silt topsoil with some fine grained sand. Soft, moist.	PID = 0
0.2				-0.2
	ML		Clayey silt with trace fine grained sand, dense, hard, low plasticity.	
1				
2				
3				
3.0				-3.0

Bottom of borehole at 3.0 feet.

TT SOIL BORING E GAMMA - GINT STD US LAB.GDT - 2/9/18 13:10 - C:\USERS\STUART.CAMERON\DOCUMENTS\0-MRC\INFRASTRUCTURE\POLE PCBS\POLE PCBS.GPJ

BORING NUMBER G-SB-1803

Tetra Tech
20251 Century Blvd

CLIENT Lockheed Martin Corporation, Bethesda, Maryland
PROJECT NAME MRC Infrastructure Assessment
PROJECT NUMBER 112IC08076
PROJECT LOCATION Middle River Complex, Middle River, Maryland
DATE STARTED 11/7/17 **COMPLETED** 11/7/17
GROUND ELEVATION 0 ft **HOLE SIZE** 1.5 inches
DRILLING CONTRACTOR Ground Zero Environ Services, Partlow, VA
DRILLING METHOD Direct-push techn. (DPT) 1.5-inch percussion bit
NOTES
LOGGED BY S. Cameron
NORTHING 605283 ft **EASTING** 1471906 ft **DATUM:** MD STATE NAD 1983

DEPTH (ft)	U.S.C.S.	GRAPHIC LOG	MATERIAL DESCRIPTION	ENVIRONMENTAL DATA
0	Topsoil		Clayey silt topsoil with some fine grained sand. Soft, moist.	PID = 0
0.4				-0.4
1	ML		Clayey silt with trace fine grained sand, dense, hard, low plasticity.	
2				
3				
3.0				-3.0

Bottom of borehole at 3.0 feet.

TT SOIL BORING E GAMMA - GINT STD US LAB.GDT - 2/9/18 13:10 - C:\USERS\STUART.CAMERON\DOCUMENTS\0-MRC\INFRASTRUCTURE\POLE PCBS\POLE PCBS.GPJ

BORING NUMBER G-SB-1804

Tetra Tech
20251 Century Blvd

CLIENT Lockheed Martin Corporation, Bethesda, Maryland
PROJECT NAME MRC Infrastructure Assessment
PROJECT NUMBER 112IC08076
PROJECT LOCATION Middle River Complex, Middle River, Maryland
DATE STARTED 11/7/17 **COMPLETED** 11/7/17
GROUND ELEVATION 0 ft **HOLE SIZE** 1.5 inches
DRILLING CONTRACTOR Ground Zero Environ Services, Partlow, VA
DRILLING METHOD Direct-push techn. (DPT) 1.5-inch percussion bit
NOTES
LOGGED BY S. Cameron
NORTHING 605280.7866 ft **EASTING** 1471906.1811 ft **DATUM:** MD STATE NAD 1983

DEPTH (ft)	U.S.C.S.	GRAPHIC LOG	MATERIAL DESCRIPTION	ENVIRONMENTAL DATA
0	Topsoil		Clayey silt topsoil with some fine grained sand. Soft, moist.	PID = 0
			0.2 -0.2	
	ML		Clayey silt with trace fine grained sand, dense, hard, low plasticity.	
1				
2			2.0 -2.0	
	CH		Medium plasticity clay with trace sand and silt, moist, soft.	
			2.3 -2.3	
	ML		Clayey silt with trace fine grained sand, dense, hard, low plasticity.	
3			3.0 -3.0	

Bottom of borehole at 3.0 feet.

TT SOIL BORING E GAMMA - GINT STD US LAB.GDT - 2/9/18 13:10 - C:\USERS\STUART.CAMERON\DOCUMENTS\0-MRC\INFRASTRUCTURE\POLE PCBS\POLE PCBS.GPJ

BORING NUMBER G-SB-1805

Tetra Tech
20251 Century Blvd

CLIENT Lockheed Martin Corporation, Bethesda, Maryland
PROJECT NAME MRC Infrastructure Assessment
PROJECT NUMBER 112IC08076
PROJECT LOCATION Middle River Complex, Middle River, Maryland
DATE STARTED 11/7/17 **COMPLETED** 11/7/17
GROUND ELEVATION 0 ft **HOLE SIZE** 1.5 inches
DRILLING CONTRACTOR Ground Zero Environ Services, Partlow, VA
DRILLING METHOD Direct-push techn. (DPT) 1.5-inch percussion bit
NOTES
LOGGED BY S. Cameron
NORTHING 605281 ft **EASTING** 1471909 ft **DATUM:** MD STATE NAD 1983

DEPTH (ft)	U.S.C.S.	GRAPHIC LOG	MATERIAL DESCRIPTION	ENVIRONMENTAL DATA
0	Topsoil		Clayey silt topsoil with some fine grained sand. Soft, moist.	PID = 0
0.2				-0.2
1	ML		Clayey silt with trace fine grained sand, dense, hard, low plasticity.	
2				
3				
3.0				-3.0

Bottom of borehole at 3.0 feet.

TT SOIL BORING E GAMMA - GINT STD US LAB.GDT - 2/9/18 13:10 - C:\USERS\STUART.CAMERON\DOCUMENTS\0-MRC\INFRASTRUCTURE\POLE PCBS\POLE PCBS.GPJ

BORING NUMBER G-SB-1806

Tetra Tech
20251 Century Blvd

CLIENT Lockheed Martin Corporation, Bethesda, Maryland
PROJECT NAME MRC Infrastructure Assessment
PROJECT NUMBER 112IC08076
PROJECT LOCATION Middle River Complex, Middle River, Maryland
DATE STARTED 11/7/17 **COMPLETED** 11/7/17
GROUND ELEVATION 0 ft **HOLE SIZE** 1.5 inches
DRILLING CONTRACTOR Ground Zero Environ Services, Partlow, VA
DRILLING METHOD Direct-push techn. (DPT) 1.5-inch percussion bit
NOTES
LOGGED BY S. Cameron
NORTHING 605197 ft **EASTING** 1472038 ft **DATUM:** MD STATE NAD 1983

DEPTH (ft)	U.S.C.S.	GRAPHIC LOG	MATERIAL DESCRIPTION	ENVIRONMENTAL DATA
0	Topsoil		Clayey silt topsoil with some fine grained sand. Soft, moist.	PID = 0
0.5				-0.5
1	ML		Clayey silt with trace fine grained sand, dense, hard, low plasticity.	
2				
3				
3.0				-3.0

Bottom of borehole at 3.0 feet.

TT SOIL BORING E GAMMA - GINT STD US LAB.GDT - 2/9/18 13:10 - C:\USERS\STUART.CAMERON\DOCUMENTS\0-MRC\INFRASTRUCTURE\POLE PCBS\POLE PCBS.GPJ

BORING NUMBER G-SB-1807

Tetra Tech
20251 Century Blvd

CLIENT Lockheed Martin Corporation, Bethesda, Maryland
PROJECT NAME MRC Infrastructure Assessment
PROJECT NUMBER 112IC08076
PROJECT LOCATION Middle River Complex, Middle River, Maryland
DATE STARTED 11/7/17 **COMPLETED** 11/7/17
GROUND ELEVATION 0 ft **HOLE SIZE** 1.5 inches
DRILLING CONTRACTOR Ground Zero Environ Services, Partlow, VA
DRILLING METHOD Direct-push techn. (DPT) 1.5-inch percussion bit
NOTES
LOGGED BY S. Cameron
NORTHING 605193 ft **EASTING** 1472040 ft **DATUM:** MD STATE NAD 1983

DEPTH (ft)	U.S.C.S.	GRAPHIC LOG	MATERIAL DESCRIPTION	ENVIRONMENTAL DATA
0	Topsoil		Clayey silt topsoil with some fine grained sand. Soft, moist.	PID = 0
0.2				-0.2
1	ML		Clayey silt with trace fine grained sand, dense, hard, low plasticity.	
2				
3				
3.0				-3.0

Bottom of borehole at 3.0 feet.

TT SOIL BORING E GAMMA - GINT STD US LAB.GDT - 2/9/18 13:10 - C:\USERS\STUART.CAMERON\DOCUMENTS\0-MRC\INFRASTRUCTURE\POLE PCBS\POLE PCBS.GPJ

BORING NUMBER G-SB-1808

Tetra Tech
20251 Century Blvd

CLIENT Lockheed Martin Corporation, Bethesda, Maryland
PROJECT NAME MRC Infrastructure Assessment
PROJECT NUMBER 112IC08076
PROJECT LOCATION Middle River Complex, Middle River, Maryland
DATE STARTED 11/7/17 **COMPLETED** 11/7/17
GROUND ELEVATION 0 ft **HOLE SIZE** 1.5 inches
DRILLING CONTRACTOR Ground Zero Environ Services, Partlow, VA
DRILLING METHOD Direct-push techn. (DPT) 1.5-inch percussion bit
NOTES
LOGGED BY S. Cameron
NORTHING 605194 ft **EASTING** 1472043 ft **DATUM:** MD STATE NAD 1983

DEPTH (ft)	U.S.C.S.	GRAPHIC LOG	MATERIAL DESCRIPTION	ENVIRONMENTAL DATA
0	Topsoil		Clayey silt topsoil with some fine grained sand. Soft, moist.	PID = 0
0.2				-0.2
1	ML		Clayey silt with trace fine grained sand, dense, hard, low plasticity.	
1.8				-1.8
2	CH		Medium plasticity clay with trace sand and silt, moist, soft.	
3				-3.0
3.0			Bottom of borehole at 3.0 feet.	

TT SOIL BORING E GAMMA - GINT STD US LAB.GDT - 2/9/18 13:10 - C:\USERS\STUART.CAMERON\DOCUMENTS\0-MRC\INFRASTRUCTURE\POLE PCBS\POLE PCBS.GPJ

BORING NUMBER G-SB-1809

Tetra Tech
20251 Century Blvd

CLIENT Lockheed Martin Corporation, Bethesda, Maryland
PROJECT NAME MRC Infrastructure Assessment
PROJECT NUMBER 112IC08076
PROJECT LOCATION Middle River Complex, Middle River, Maryland
DATE STARTED 11/8/17 **COMPLETED** 11/8/17
GROUND ELEVATION 0 ft **HOLE SIZE** 1.5 inches
DRILLING CONTRACTOR Ground Zero Environ Services, Partlow, VA
DRILLING METHOD Direct-push techn. (DPT) 1.5-inch percussion bit
NOTES
LOGGED BY S. Cameron
NORTHING 605146 ft **EASTING** 1472121 ft **DATUM:** MD STATE NAD 1983

DEPTH (ft)	U.S.C.S.	GRAPHIC LOG	MATERIAL DESCRIPTION	ENVIRONMENTAL DATA
0	Topsoil		Clayey silt topsoil with some fine grained sand. Soft, moist.	PID = 0
0.2				-0.2
	ML		Fine grained sandy, clayey, silt, moderately hard, low plasticity, very slightly moist.	
1				
2				
3				
3.0				-3.0

Bottom of borehole at 3.0 feet.

TT SOIL BORING E GAMMA - GINT STD US LAB.GDT - 2/9/18 13:10 - C:\USERS\STUART.CAMERON\DOCUMENTS\0-MRC\INFRASTRUCTURE\POLE PCBS\POLE PCBS.GPJ

BORING NUMBER G-SB-1810

Tetra Tech
20251 Century Blvd

CLIENT Lockheed Martin Corporation, Bethesda, Maryland
PROJECT NAME MRC Infrastructure Assessment
PROJECT NUMBER 112IC08076
PROJECT LOCATION Middle River Complex, Middle River, Maryland
DATE STARTED 11/8/17 **COMPLETED** 11/8/17
GROUND ELEVATION 0 ft **HOLE SIZE** 1.5 inches
DRILLING CONTRACTOR Ground Zero Environ Services, Partlow, VA
DRILLING METHOD Direct-push techn. (DPT) 1.5-inch percussion bit
NOTES
LOGGED BY S. Cameron
NORTHING 605142 ft **EASTING** 1472122 ft **DATUM:** MD STATE NAD 1983

DEPTH (ft)	U.S.C.S.	GRAPHIC LOG	MATERIAL DESCRIPTION	ENVIRONMENTAL DATA
0	Topsoil		Clayey silt topsoil with some fine grained sand. Soft, moist.	PID = 0
0.5				-0.5
1	ML		Fine grained sandy, clayey, silt, moderately hard, low plasticity, very slightly moist.	
2				
3				
3.0				-3.0

Bottom of borehole at 3.0 feet.

TT SOIL BORING E GAMMA - GINT STD US LAB.GDT - 2/9/18 13:10 - C:\USERS\STUART.CAMERON\DOCUMENTS\0-MRC\INFRASTRUCTURE\POLE PCBS\POLE PCBS.GPJ

BORING NUMBER G-SB-1811

Tetra Tech
20251 Century Blvd

CLIENT Lockheed Martin Corporation, Bethesda, Maryland
PROJECT NAME MRC Infrastructure Assessment
PROJECT NUMBER 112IC08076
PROJECT LOCATION Middle River Complex, Middle River, Maryland
DATE STARTED 11/8/17 **COMPLETED** 11/8/17
GROUND ELEVATION 0 ft **HOLE SIZE** 1.5 inches
DRILLING CONTRACTOR Ground Zero Environ Services, Partlow, VA
DRILLING METHOD Direct-push techn. (DPT) 1.5-inch percussion bit
NOTES
LOGGED BY S. Cameron
NORTHING 605142 ft **EASTING** 1472126 ft **DATUM:** MD STATE NAD 1983

DEPTH (ft)	U.S.C.S.	GRAPHIC LOG	MATERIAL DESCRIPTION	ENVIRONMENTAL DATA
0	Topsoil		Clayey silt topsoil with some fine grained sand. Soft, moist.	PID = 0
0.3				-0.3
1	ML		Fine grained sandy, clayey, silt, moderately hard, low plasticity, very slightly moist.	
2				
3				
3.0				-3.0

Bottom of borehole at 3.0 feet.

TT SOIL BORING E GAMMA - GINT STD US LAB.GDT - 2/9/18 13:10 - C:\USERS\STUART.CAMERON\DOCUMENTS\0-MRC\INFRASTRUCTURE\POLE PCBS\POLE PCBS.GPJ

BORING NUMBER G-SB-1812

Tetra Tech
20251 Century Blvd

CLIENT Lockheed Martin Corporation, Bethesda, Maryland
PROJECT NAME MRC Infrastructure Assessment
PROJECT NUMBER 112IC08076
PROJECT LOCATION Middle River Complex, Middle River, Maryland
DATE STARTED 11/8/17 **COMPLETED** 11/8/17
GROUND ELEVATION 0 ft **HOLE SIZE** 1.5 inches
DRILLING CONTRACTOR Ground Zero Environ Services, Partlow, VA
DRILLING METHOD Direct-push techn. (DPT) 1.5-inch percussion bit
NOTES
LOGGED BY S. Cameron
NORTHING 605129 ft **EASTING** 1472148 ft **DATUM:** MD STATE NAD 1983

DEPTH (ft)	U.S.C.S.	GRAPHIC LOG	MATERIAL DESCRIPTION	ENVIRONMENTAL DATA
0	Topsoil		Clayey silt topsoil with some fine grained sand. Soft, moist.	PID = 0
0.5				-0.5
1	ML		Fine grained sandy, clayey, silt, moderately hard, low plasticity, very slightly moist.	
2				
2.5				-2.5
	CH		Medium plasticity clay with trace sand and silt, moist, soft.	
2.8				-2.8
3	ML		Fine grained silty sand with some clay, slightly cohesive, moderately dense.	
3.0				-3.0

Bottom of borehole at 3.0 feet.

TT SOIL BORING E GAMMA - GINT STD US LAB.GDT - 2/9/18 13:10 - C:\USERS\STUART.CAMERON\DOCUMENTS\0-MRC\INFRASTRUCTURE\POLE PCBS\POLE PCBS.GPJ

BORING NUMBER G-SB-1813

Tetra Tech
20251 Century Blvd

CLIENT Lockheed Martin Corporation, Bethesda, Maryland
PROJECT NAME MRC Infrastructure Assessment
PROJECT NUMBER 112IC08076
PROJECT LOCATION Middle River Complex, Middle River, Maryland
DATE STARTED 11/8/17 **COMPLETED** 11/8/17
GROUND ELEVATION 0 ft **HOLE SIZE** 1.5 inches
DRILLING CONTRACTOR Ground Zero Environ Services, Partlow, VA
DRILLING METHOD Direct-push techn. (DPT) 1.5-inch percussion bit
NOTES
LOGGED BY S. Cameron
NORTHING 605125 ft **EASTING** 1472150 ft **DATUM:** MD STATE NAD 1983

DEPTH (ft)	U.S.C.S.	GRAPHIC LOG	MATERIAL DESCRIPTION	ENVIRONMENTAL DATA
0	Topsoil		Clayey silt topsoil with some fine grained sand. Soft, moist.	PID = 0
0.5				-0.5
1	ML		Fine grained sandy, clayey, silt, moderately hard, low plasticity, very slightly moist.	
2				
2.8				-2.8
3	CH		Medium plasticity clay with trace sand and silt, moist, soft.	
3.0				-3.0

Bottom of borehole at 3.0 feet.

TT SOIL BORING E GAMMA - GINT STD US LAB.GDT - 2/9/18 13:10 - C:\USERS\STUART.CAMERON\DOCUMENTS\0-MRC\INFRASTRUCTURE\POLE PCBS\POLE PCBS.GPJ

BORING NUMBER G-SB-1814

Tetra Tech
20251 Century Blvd

CLIENT Lockheed Martin Corporation, Bethesda, Maryland **PROJECT NAME** MRC Infrastructure Assessment

PROJECT NUMBER 112IC08076 **PROJECT LOCATION** Middle River Complex, Middle River, Maryland

DATE STARTED 11/8/17 **COMPLETED** 11/8/17 **GROUND ELEVATION** 0 ft **HOLE SIZE** 1.5 inches

DRILLING CONTRACTOR Ground Zero Environ Services, Partlow, VA **DRILLING METHOD** Direct-push techn. (DPT) 1.5-inch percussion bit

NOTES **LOGGED BY** S. Cameron

NORTHING 605125 ft **EASTING** 1472153 ft **DATUM:** MD STATE NAD 1983

DEPTH (ft)	U.S.C.S.	GRAPHIC LOG	MATERIAL DESCRIPTION	ENVIRONMENTAL DATA
0	Topsoil		Clayey silt topsoil with some fine grained sand. Soft, moist.	PID = 0
0.3				-0.3
1	ML		Fine grained sandy, clayey, silt, moderately hard, low plasticity, very slightly moist.	
2				
2.3				-2.3
	SW		Well sorted, fine to medium grained sand.	
2.5				-2.5
	SM		Fine grained silty sand with some clay, slightly cohesive, moderately dense.	
3				
3.0				-3.0

Bottom of borehole at 3.0 feet.

TT SOIL BORING E GAMMA - GINT STD US LAB.GDT - 2/9/18 13:10 - C:\USERS\STUART.CAMERON\DOCUMENTS\0-MRC\INFRASTRUCTURE\POLE PCBS\POLE PCBS.GPJ

BORING NUMBER G-SB-1815

Tetra Tech
20251 Century Blvd

CLIENT Lockheed Martin Corporation, Bethesda, Maryland **PROJECT NAME** MRC Infrastructure Assessment

PROJECT NUMBER 112IC08076 **PROJECT LOCATION** Middle River Complex, Middle River, Maryland

DATE STARTED 11/8/17 **COMPLETED** 11/8/17 **GROUND ELEVATION** 0 ft **HOLE SIZE** 1.5 inches

DRILLING CONTRACTOR Ground Zero Environ Services, Partlow, VA **DRILLING METHOD** Direct-push techn. (DPT) 1.5-inch percussion bit

NOTES **LOGGED BY** S. Cameron

NORTHING 605102 ft **EASTING** 1472192 ft **DATUM:** MD STATE NAD 1983

DEPTH (ft)	U.S.C.S.	GRAPHIC LOG	MATERIAL DESCRIPTION	ENVIRONMENTAL DATA
0	Topsoil		Clayey silt topsoil with some fine grained sand. Soft, moist.	PID = 0
0.3				-0.3
1	ML		Fine grained sandy, clayey, silt, moderately hard, low plasticity, very slightly moist.	
2				
3				
3.0				-3.0

Bottom of borehole at 3.0 feet.

TT SOIL BORING E GAMMA - GINT STD US LAB.GDT - 2/9/18 13:10 - C:\USERS\STUART.CAMERON\DOCUMENTS\0-MRC\INFRASTRUCTURE\POLE PCBS\POLE PCBS.GPJ

BORING NUMBER G-SB-1816

Tetra Tech
20251 Century Blvd

CLIENT Lockheed Martin Corporation, Bethesda, Maryland
PROJECT NAME MRC Infrastructure Assessment
PROJECT NUMBER 112IC08076
PROJECT LOCATION Middle River Complex, Middle River, Maryland
DATE STARTED 11/8/17 **COMPLETED** 11/8/17
GROUND ELEVATION 0 ft **HOLE SIZE** 1.5 inches
DRILLING CONTRACTOR Ground Zero Environ Services, Partlow, VA
DRILLING METHOD Direct-push techn. (DPT) 1.5-inch percussion bit
NOTES
LOGGED BY S. Cameron
NORTHING 605099 ft **EASTING** 1472193 ft **DATUM:** MD STATE NAD 1983

DEPTH (ft)	U.S.C.S.	GRAPHIC LOG	MATERIAL DESCRIPTION	ENVIRONMENTAL DATA
0	Topsoil		Clayey silt topsoil with some fine grained sand. Soft, moist.	PID = 0
0.2				-0.2
	GW		Well graded angular fine gravel with silt and fine sand, slightly cohesive.	
0.5				-0.5
1	ML		Fine grained sandy, clayey, silt, moderately hard, low plasticity, very slightly moist.	
2				
3				
3.0				-3.0

Bottom of borehole at 3.0 feet.

TT SOIL BORING E GAMMA - GINT STD US LAB.GDT - 2/9/18 13:10 - C:\USERS\STUART.CAMERON\DOCUMENTS\0-MRC\INFRASTRUCTURE\POLE PCBS\POLE PCBS.GPJ

BORING NUMBER G-SB-1817

Tetra Tech
20251 Century Blvd

CLIENT Lockheed Martin Corporation, Bethesda, Maryland
PROJECT NAME MRC Infrastructure Assessment
PROJECT NUMBER 112IC08076
PROJECT LOCATION Middle River Complex, Middle River, Maryland
DATE STARTED 11/8/17 **COMPLETED** 11/8/17
GROUND ELEVATION 0 ft **HOLE SIZE** 1.5 inches
DRILLING CONTRACTOR Ground Zero Environ Services, Partlow, VA
DRILLING METHOD Direct-push techn. (DPT) 1.5-inch percussion bit
NOTES
LOGGED BY S. Cameron
NORTHING 605098 ft **EASTING** 1472195 ft **DATUM:** MD STATE NAD 1983

DEPTH (ft)	U.S.C.S.	GRAPHIC LOG	MATERIAL DESCRIPTION	ENVIRONMENTAL DATA
0	Topsoil		Clayey silt topsoil with some fine grained sand. Soft, moist.	PID = 0
0.2				-0.2
	ML		Fine grained sandy, clayey, silt, moderately hard, low plasticity, very slightly moist.	
1				
2				
3				
3.0				-3.0

Bottom of borehole at 3.0 feet.

TT SOIL BORING E GAMMA - GINT STD US LAB.GDT - 2/9/18 13:10 - C:\USERS\STUART.CAMERON\DOCUMENTS\0-MRC\INFRASTRUCTURE\POLE PCBS\POLE PCBS.GPJ

BORING NUMBER H-SB-1791

Tetra Tech
20251 Century Blvd

CLIENT Lockheed Martin Corporation, Bethesda, Maryland
PROJECT NAME MRC Infrastructure Assessment
PROJECT NUMBER 112IC08076
PROJECT LOCATION Middle River Complex, Middle River, Maryland
DATE STARTED 11/7/17 **COMPLETED** 11/7/17
GROUND ELEVATION 0 ft **HOLE SIZE** 1.5 inches
DRILLING CONTRACTOR Ground Zero Environ Services, Partlow, VA
DRILLING METHOD Direct-push techn. (DPT) 1.5-inch percussion bit
NOTES
LOGGED BY S. Cameron
NORTHING 605922 ft **EASTING** 1471351 ft **DATUM:** MD STATE NAD 1983

DEPTH (ft)	U.S.C.S.	GRAPHIC LOG	MATERIAL DESCRIPTION	ENVIRONMENTAL DATA
0	Topsoil		Silty fine grained sand TOPSOIL.	PID = 0
0.3				-0.3
	GW		Well graded angular fine gravel, loose.	
0.8				-0.8
1	ML		Fine sandy, clayey silt, moderately hard, low plasticity, slighlty moist.	
2				
3				
3.0				-3.0

Bottom of borehole at 3.0 feet.

TT SOIL BORING E GAMMA - GINT STD US LAB.GDT - 2/9/18 13:10 - C:\USERS\STUART.CAMERON\DOCUMENTS\0-MRC\INFRASTRUCTURE\POLE PCBS\POLE PCBS.GPJ

BORING NUMBER H-SB-1792

Tetra Tech
20251 Century Blvd

CLIENT Lockheed Martin Corporation, Bethesda, Maryland
PROJECT NAME MRC Infrastructure Assessment
PROJECT NUMBER 112IC08076
PROJECT LOCATION Middle River Complex, Middle River, Maryland
DATE STARTED 11/7/17 **COMPLETED** 11/7/17
GROUND ELEVATION 0 ft **HOLE SIZE** 1.5 inches
DRILLING CONTRACTOR Ground Zero Environ Services, Partlow, VA
DRILLING METHOD Direct-push techn. (DPT) 1.5-inch percussion bit
NOTES
LOGGED BY S. Cameron
NORTHING 605918 ft **EASTING** 1471352 ft **DATUM:** MD STATE NAD 1983

DEPTH (ft)	U.S.C.S.	GRAPHIC LOG	MATERIAL DESCRIPTION	ENVIRONMENTAL DATA
0	Topsoil		Silty fine grained sand TOPSOIL.	PID = 0
0.3				-0.3
	GW		Well graded angular fine gravel with silt and fine sand, slightly cohesive.	
1				
1.0				-1.0
	SM		Very fine grained silty sand with some clay, moderately cohesive, dense, slightly moist.	
1.5				-1.5
2	ML		Fine sandy, clayey silt, moderately hard, low plasticity, slighlty moist.	
2.8				-2.8
	CH		Fat clay, moderately soft.	
3				
3.0				-3.0

Bottom of borehole at 3.0 feet.

TT SOIL BORING E GAMMA - GINT STD US LAB.GDT - 2/9/18 13:10 - C:\USERS\STUART.CAMERON\DOCUMENTS\0-MRC\INFRASTRUCTURE\POLE PCBS\POLE PCBS.GPJ

BORING NUMBER H-SB-1793

Tetra Tech
20251 Century Blvd

CLIENT Lockheed Martin Corporation, Bethesda, Maryland **PROJECT NAME** MRC Infrastructure Assessment

PROJECT NUMBER 112IC08076 **PROJECT LOCATION** Middle River Complex, Middle River, Maryland

DATE STARTED 11/7/17 **COMPLETED** 11/7/17 **GROUND ELEVATION** 0 ft **HOLE SIZE** 1.5 inches

DRILLING CONTRACTOR Ground Zero Environ Services, Partlow, VA **DRILLING METHOD** Direct-push techn. (DPT) 1.5-inch percussion bit

NOTES **LOGGED BY** S. Cameron

NORTHING 605916 ft **EASTING** 1471357 ft **DATUM:** MD STATE NAD 1983

DEPTH (ft)	U.S.C.S.	GRAPHIC LOG	MATERIAL DESCRIPTION	ENVIRONMENTAL DATA
0	Topsoil		Silty fine grained sand TOPSOIL.	PID = 0
0.3				-0.3
	GW		Well graded angular fine gravel with silt and fine sand, slightly cohesive.	
0.5				-0.5
1	ML		Fine sandy, clayey silt, moderately hard, low plasticity, slighlty moist.	
2				
2.9				-2.9
3	CH		Fat clay, moderately soft.	
3.0				-3.0

Bottom of borehole at 3.0 feet.

TT SOIL BORING E GAMMA - GINT STD US LAB.GDT - 2/9/18 13:10 - C:\USERS\STUART.CAMERON\DOCUMENTS\0-MRC\INFRASTRUCTURE\POLE PCBS\POLE PCBS.GPJ

BORING NUMBER I-SB-1780

Tetra Tech
20251 Century Blvd

CLIENT Lockheed Martin Corporation, Bethesda, Maryland **PROJECT NAME** MRC Infrastructure Assessment

PROJECT NUMBER 112IC08076 **PROJECT LOCATION** Middle River Complex, Middle River, Maryland

DATE STARTED 11/7/17 **COMPLETED** 11/7/17 **GROUND ELEVATION** 0 ft **HOLE SIZE** 1.5 inches

DRILLING CONTRACTOR Ground Zero Environ Services, Partlow, VA **DRILLING METHOD** Direct-push techn. (DPT) 1.5-inch percussion bit

NOTES **LOGGED BY** S. Cameron

NORTHING 605544 ft **EASTING** 1472298 ft **DATUM:** MD STATE NAD 1983

DEPTH (ft)	U.S.C.S.	GRAPHIC LOG	MATERIAL DESCRIPTION	ENVIRONMENTAL DATA
0	Topsoil		Silty fine grained sand TOPSOIL.	PID = 0
0.5				-0.5
1	ASPHALT		Asphalt	
1.0				-1.0
	CONCRETE		Concrete.	
1.3				-1.3
2	CL		Low to medium plasticity silty clay with some fine sand, moderately soft, moist.	
2.5				-2.5
3	CH		Medium plasticity clay with some silt, moderately soft, moist.	
3.0				-3.0

Bottom of borehole at 3.0 feet.

TT SOIL BORING E GAMMA - GINT STD US LAB.GDT - 2/9/18 13:10 - C:\USERS\STUART.CAMERON\DOCUMENTS\0-MRC\INFRASTRUCTURE\POLE PCBS\POLE PCBS.GPJ

BORING NUMBER I-SB-1781

Tetra Tech
20251 Century Blvd

CLIENT Lockheed Martin Corporation, Bethesda, Maryland **PROJECT NAME** MRC Infrastructure Assessment

PROJECT NUMBER 112IC08076 **PROJECT LOCATION** Middle River Complex, Middle River, Maryland

DATE STARTED 11/7/17 **COMPLETED** 11/7/17 **GROUND ELEVATION** 0 ft **HOLE SIZE** 1.5 inches

DRILLING CONTRACTOR Ground Zero Environ Services, Partlow, VA **DRILLING METHOD** Direct-push techn. (DPT) 1.5-inch percussion bit

NOTES **LOGGED BY** S. Cameron

NORTHING 605533 ft **EASTING** 1472310 ft **DATUM:** MD STATE NAD 1983

DEPTH (ft)	U.S.C.S.	GRAPHIC LOG	MATERIAL DESCRIPTION	ENVIRONMENTAL DATA
0	Topsoil		Silty fine grained sand TOPSOIL.	PID = 0
		0.5		-0.5
	ASPHALT		Asphalt	
1		1.0		-1.0
	CONCRETE		Concrete.	
		1.3		-1.3
	CH		Fat clay, moderately soft, moist.	
2		2.8		-2.8
	ML		Clayeys silt with trace fine grained sand, low plasticity, slightly moist, moderately soft.	
3		3.0		-3.0

Bottom of borehole at 3.0 feet.

TT SOIL BORING E GAMMA - GINT STD US LAB.GDT - 2/9/18 13:10 - C:\USERS\STUART.CAMERON\DOCUMENTS\0-MRC\INFRASTRUCTURE\POLE PCBS\POLE PCBS.GPJ

BORING NUMBER I-SB-1782

Tetra Tech
20251 Century Blvd

CLIENT Lockheed Martin Corporation, Bethesda, Maryland
PROJECT NAME MRC Infrastructure Assessment
PROJECT NUMBER 112IC08076
PROJECT LOCATION Middle River Complex, Middle River, Maryland
DATE STARTED 11/7/17 **COMPLETED** 11/7/17
GROUND ELEVATION 0 ft **HOLE SIZE** 1.5 inches
DRILLING CONTRACTOR Ground Zero Environ Services, Partlow, VA
DRILLING METHOD Direct-push techn. (DPT) 1.5-inch percussion bit
NOTES
LOGGED BY S. Cameron
NORTHING 605522 ft **EASTING** 1472321 ft **DATUM:** MD STATE NAD 1983

DEPTH (ft)	U.S.C.S.	GRAPHIC LOG	MATERIAL DESCRIPTION	ENVIRONMENTAL DATA
0	Topsoil		Silty fine grained sand TOPSOIL.	PID = 0
		0.5		-0.5
	ASPHALT		Asphalt	
1		1.0		-1.0
	CONCRETE		Concrete.	
		1.3		-1.3
	CH		Medium plasticity clay with some silt, moderately soft, moist.	
2				
3		3.0		-3.0

Bottom of borehole at 3.0 feet.

TT SOIL BORING E GAMMA - GINT STD US LAB.GDT - 2/9/18 13:10 - C:\USERS\STUART.CAMERON\DOCUMENTS\0-MRC\INFRASTRUCTURE\POLE PCBS\POLE PCBS.GPJ

Tetra Tech

SOIL SAMPLE LOG SHEET

Project Site Name: Middle River Complex
Project No.: 112IC08076 - 04

Sample ID No.: G-SB-1794
Sample Location: Block G
Sampled By: S. Cameron
C.O.C. No.:

[x] Grab [] Composite

Anticipated Concentrations:
[ ] Low
[ ] High

SAMPLE DATA:

Sample ID:	Date:	Time:	Lithologic Description	PID:
G-SB-1794-00-01	11/8/2017	11:50	See Boring Log	0.0
G-SB-1794-01-03	11/8/2017	11:55	See Boring Log	0.0

SAMPLE COLLECTION INFORMATION:

Analysis	Container Requirements	Preservative	Other
PCBs via 8082A	1-4 oz Jar	None	

OBSERVATIONS / NOTES:

Due to access restrictions, boreholes advanced using hand-auger rather than DPT rig.

Circle if Applicable:

MS/MSD	Duplicate ID:

Signature(s):

Tetra Tech

SOIL SAMPLE LOG SHEET

Project Site Name: Middle River Complex
Project No.: 112IC08076 - 04

Sample ID No.: G-SB-1756
Sample Location: Block G
Sampled By: S. Cameron
C.O.C. No.:

[x] Grab [] Composite

Anticipated Concentrations:
[ ] Low
[ ] High

SAMPLE DATA:

Sample ID:	Date:	Time:	Lithologic Description	PID:
G-SB-1756-00-01	11/7/2017	12:30	See Boring Log	0.0
G-SB-1756-01-03	11/7/2017	12:35	See Boring Log	0.0

SAMPLE COLLECTION INFORMATION:

Analysis	Container Requirements	Preservative	Other
PCBs via 8082A	1-4 oz Jar	None	

OBSERVATIONS / NOTES:

Circle if Applicable:

MS/MSD	Duplicate ID:

Signature(s):

Tetra Tech

SOIL SAMPLE LOG SHEET

Project Site Name: Middle River Complex
Project No.: 112IC08076 - 04

Sample ID No.: G-SB-1757
Sample Location: Block G
Sampled By: S. Cameron
C.O.C. No.:

[x] Grab [] Composite

Anticipated Concentrations:
[ ] Low
[ ] High

SAMPLE DATA:

Sample ID:	Date:	Time:	Lithologic Description	PID:
G-SB-1757-00-01	11/7/2017	12:40	See Boring Log	0.0
G-SB-1757-01-03	11/7/2017	12:45	See Boring Log	0.0

SAMPLE COLLECTION INFORMATION:

Analysis	Container Requirements	Preservative	Other
PCBs via 8082A	1-4 oz Jar	None	

OBSERVATIONS / NOTES:

Circle if Applicable:

MS/MSD	Duplicate ID:

Signature(s):

Tetra Tech

SOIL SAMPLE LOG SHEET

Project Site Name: Middle River Complex
Project No.: 112IC08076 - 04

Sample ID No.: G-SB-1758
Sample Location: Block G
Sampled By: S. Cameron
C.O.C. No.:

[x] Grab [] Composite

Anticipated Concentrations:
[ ] Low
[ ] High

SAMPLE DATA:

Sample ID:	Date:	Time:	Lithologic Description	PID:
G-SB-1758-00-01	11/7/2017	12:50	See Boring Log	0.0
G-SB-1758-01-03	11/7/2017	12:55	See Boring Log	0.0

SAMPLE COLLECTION INFORMATION:

Analysis	Container Requirements	Preservative	Other
PCBs via 8082A	1-4 oz Jar	None	

OBSERVATIONS / NOTES:

Circle if Applicable:

MS/MSD	Duplicate ID:

Signature(s):

Tetra Tech

SOIL SAMPLE LOG SHEET

Project Site Name: Middle River Complex
Project No.: 112IC08076 - 04

Sample ID No.: G-SB-1759
Sample Location: Block G
Sampled By: S. Cameron
C.O.C. No.:

[x] Grab [] Composite

Anticipated Concentrations:
[ ] Low
[ ] High

SAMPLE DATA:

Sample ID:	Date:	Time:	Lithologic Description	PID:
G-SB-1759-00-01	11/8/2017	11:00	See Boring Log	0.0
G-SB-1759-01-03	11/8/2017	11:02	See Boring Log	0.0

SAMPLE COLLECTION INFORMATION:

Analysis	Container Requirements	Preservative	Other
PCBs via 8082A	1-4 oz Jar	None	

OBSERVATIONS / NOTES:

Circle if Applicable:

MS/MSD	Duplicate ID:

Signature(s):

Tetra Tech

SOIL SAMPLE LOG SHEET

Project Site Name: Middle River Complex
Project No.: 112IC08076 - 04

Sample ID No.: G-SB-1760
Sample Location: Block G
Sampled By: S. Cameron
C.O.C. No.:

[x] Grab [] Composite

Anticipated Concentrations:
☐ Low
☐ High

SAMPLE DATA:

Sample ID:	Date:	Time:	Lithologic Description	PID:
G-SB-1760-00-01	11/8/2017	11:04	See Boring Log	0.0
G-SB-1760-01-03	11/8/2017	11:06	See Boring Log	0.0

SAMPLE COLLECTION INFORMATION:

Analysis	Container Requirements	Preservative	Other
PCBs via 8082A	1-4 oz Jar	None	

OBSERVATIONS / NOTES:

Circle if Applicable:

MS/MSD	Duplicate ID:

Signature(s):

Tetra Tech

SOIL SAMPLE LOG SHEET

Project Site Name: Middle River Complex
Project No.: 112IC08076 - 04

Sample ID No.: G-SB-1761
Sample Location: Block G
Sampled By: S. Cameron
C.O.C. No.:

[x] Grab [] Composite

Anticipated Concentrations:
[ ] Low
[ ] High

SAMPLE DATA:

Sample ID:	Date:	Time:	Lithologic Description	PID:
G-SB-1761-00-01	11/8/2017	11:08	See Boring Log	0.0
G-SB-1761-01-03	11/8/2017	11:10	See Boring Log	0.0

SAMPLE COLLECTION INFORMATION:

Analysis	Container Requirements	Preservative	Other
PCBs via 8082A	1-4 oz Jar	None	

OBSERVATIONS / NOTES:

Circle if Applicable:

MS/MSD	Duplicate ID:

Signature(s):

Tetra Tech

SOIL SAMPLE LOG SHEET

Project Site Name: Middle River Complex
Project No.: 112IC08076 - 04

Sample ID No.: G-SB-1762
Sample Location: Block G
Sampled By: S. Cameron
C.O.C. No.:

[x] Grab [] Composite

Anticipated Concentrations:
[ ] Low
[ ] High

SAMPLE DATA:

Sample ID:	Date:	Time:	Lithologic Description	PID:
G-SB-1762-00-01	11/8/2017	10:10	See Boring Log	0.0
G-SB-1762-01-03	11/8/2017	10:12	See Boring Log	0.0

SAMPLE COLLECTION INFORMATION:

Analysis	Container Requirements	Preservative	Other
PCBs via 8082A	1-4 oz Jar	None	

OBSERVATIONS / NOTES:

Circle if Applicable:

MS/MSD	Duplicate ID:

Signature(s):

Tetra Tech

SOIL SAMPLE LOG SHEET

Project Site Name: Middle River Complex
Project No.: 112IC08076 - 04

Sample ID No.: G-SB-1763
Sample Location: Block G
Sampled By: S. Cameron
C.O.C. No.:

[x] Grab [] Composite

Anticipated Concentrations:
[ ] Low
[ ] High

SAMPLE DATA:

Sample ID:	Date:	Time:	Lithologic Description	PID:
G-SB-1763-00-01	11/8/2017	10:14	See Boring Log	0.0
			Refusal at 1 ft.	

SAMPLE COLLECTION INFORMATION:

Analysis	Container Requirements	Preservative	Other
PCBs via 8082A	1-4 oz Jar	None	

OBSERVATIONS / NOTES:

Circle if Applicable:

MS/MSD	Duplicate ID:

Signature(s):

Tetra Tech

SOIL SAMPLE LOG SHEET

Project Site Name: Middle River Complex
Project No.: 112IC08076 - 04

Sample ID No.: G-SB-1764
Sample Location: Block G
Sampled By: S. Cameron
C.O.C. No.:

[x] Grab [] Composite

Anticipated Concentrations:
[ ] Low
[ ] High

SAMPLE DATA:

Sample ID:	Date:	Time:	Lithologic Description	PID:
G-SB-1764-00-01	11/8/2017	10:18	See Boring Log	0.0
G-SB-1764-01-03	11/8/2017	10:20	See Boring Log	0.0

SAMPLE COLLECTION INFORMATION:

Analysis	Container Requirements	Preservative	Other
PCBs via 8082A	1-4 oz Jar	None	

OBSERVATIONS / NOTES:

Circle if Applicable:

MS/MSD	Duplicate ID:

Signature(s):

Tetra Tech

SOIL SAMPLE LOG SHEET

Project Site Name: Middle River Complex
Project No.: 112IC08076 - 04

Sample ID No.: D-SB-1765
Sample Location: Block D
Sampled By: S. Cameron
C.O.C. No.:

[x] Grab [] Composite

Anticipated Concentrations:
[ ] Low
[ ] High

SAMPLE DATA:

Sample ID:	Date:	Time:	Lithologic Description	PID:
D-SB-1765-00-01	11/6/2017	9:24	See Boring Log	0.0
D-SB-1765-01-03	11/6/2017	9:26	See Boring Log	0.0

SAMPLE COLLECTION INFORMATION:

Analysis	Container Requirements	Preservative	Other
PCBs via 8082A	1-4 oz Jar	None	

OBSERVATIONS / NOTES:

Circle if Applicable:

MS/MSD	Duplicate ID:

Signature(s):

Tetra Tech

SOIL SAMPLE LOG SHEET

Project Site Name: Middle River Complex
Project No.: 112IC08076 - 04

Sample ID No.: D-SB-1766
Sample Location: Block D
Sampled By: S. Cameron
C.O.C. No.:

[x] Grab [] Composite

Anticipated Concentrations:
[ ] Low
[ ] High

SAMPLE DATA:

Sample ID:	Date:	Time:	Lithologic Description	PID:
D-SB-1766-00-01	11/6/2017	9:35	See Boring Log	0.0
D-SB-1766-01-03	11/6/2017	9:37	See Boring Log	0.0

SAMPLE COLLECTION INFORMATION:

Analysis	Container Requirements	Preservative	Other
PCBs via 8082A	1-4 oz Jar	None	

OBSERVATIONS / NOTES:

Circle if Applicable:

MS/MSD	Duplicate ID:

Signature(s):

Tetra Tech

SOIL SAMPLE LOG SHEET

Project Site Name: Middle River Complex
Project No.: 112IC08076 - 04

Sample ID No.: D-SB-1767
Sample Location: Block D
Sampled By: S. Cameron
C.O.C. No.:

[x] Grab [] Composite

Anticipated Concentrations:
[ ] Low
[ ] High

SAMPLE DATA:

Sample ID:	Date:	Time:	Lithologic Description	PID:
D-SB-1767-00-01	11/6/2017	9:45	See Boring Log	0.0
D-SB-1767-01-03	11/6/2017	9:47	See Boring Log	0.0

SAMPLE COLLECTION INFORMATION:

Analysis	Container Requirements	Preservative	Other
PCBs via 8082A	1-4 oz Jar	None	

OBSERVATIONS / NOTES:

Circle if Applicable:

MS/MSD	Duplicate ID:

Signature(s):

Tetra Tech

SOIL SAMPLE LOG SHEET

Project Site Name: Middle River Complex
Project No.: 112IC08076 - 04

Sample ID No.: D-SB-1768
Sample Location: Block D
Sampled By: S. Cameron
C.O.C. No.:

[x] Grab [] Composite

Anticipated Concentrations:
☐ Low
☐ High

SAMPLE DATA:

Sample ID:	Date:	Time:	Lithologic Description	PID:
D-SB-1768-00-01	11/6/2017	10:00	See Boring Log	0.0
D-SB-1768-01-03	11/6/2017	10:05	See Boring Log	0.0

SAMPLE COLLECTION INFORMATION:

Analysis	Container Requirements	Preservative	Other
PCBs via 8082A	1-4 oz Jar	None	

OBSERVATIONS / NOTES:

Circle if Applicable:

MS/MSD	Duplicate ID:

Signature(s):

Tetra Tech

SOIL SAMPLE LOG SHEET

Project Site Name: Middle River Complex
Project No.: 112IC08076 - 04

Sample ID No.: D-SB-1769
Sample Location: Block D
Sampled By: S. Cameron
C.O.C. No.:

[x] Grab [] Composite

Anticipated Concentrations:
[ ] Low
[ ] High

SAMPLE DATA:

Sample ID:	Date:	Time:	Lithologic Description	PID:
D-SB-1769-00-01	11/6/2017	10:10	See Boring Log	0.0
D-SB-1769-01-03	11/6/2017	10:20	See Boring Log	0.0

SAMPLE COLLECTION INFORMATION:

Analysis	Container Requirements	Preservative	Other
PCBs via 8082A	1-4 oz Jar	None	

OBSERVATIONS / NOTES:

Circle if Applicable:

MS/MSD	Duplicate ID:

Signature(s):

Tetra Tech

SOIL SAMPLE LOG SHEET

Project Site Name: Middle River Complex
Project No.: 112IC08076 - 04

Sample ID No.: D-SB-1770
Sample Location: Block D
Sampled By: S. Cameron
C.O.C. No.:

[x] Grab [] Composite

Anticipated Concentrations:
☐ Low
☐ High

SAMPLE DATA:

Sample ID:	Date:	Time:	Lithologic Description	PID:
D-SB-1770-00-01	11/6/2017	10:25	See Boring Log	0.0
D-SB-1770-01-03	11/6/2017	10:30	See Boring Log	0.0

SAMPLE COLLECTION INFORMATION:

Analysis	Container Requirements	Preservative	Other
PCBs via 8082A	1-4 oz Jar	None	

OBSERVATIONS / NOTES:

Circle if Applicable:

MS/MSD	Duplicate ID:

Signature(s):

Tetra Tech

SOIL SAMPLE LOG SHEET

Project Site Name: Middle River Complex
Project No.: 112IC08076 - 04

Sample ID No.: CPP-SB-1771
Sample Location: Road Median
Sampled By: S. Cameron
C.O.C. No.:

[x] Grab [] Composite

Anticipated Concentrations:
[ ] Low
[ ] High

SAMPLE DATA:

Sample ID:	Date:	Time:	Lithologic Description	PID:
CPP-SB-1771-00-01	11/6/2017	15:00	See Boring Log	0.0
CPP-SB-1771-01-03	11/6/2017	15:05	See Boring Log	0.0

SAMPLE COLLECTION INFORMATION:

Analysis	Container Requirements	Preservative	Other
PCBs via 8082A	1-4 oz Jar	None	

OBSERVATIONS / NOTES:

Circle if Applicable:

MS/MSD	Duplicate ID:

Signature(s):

Tetra Tech

SOIL SAMPLE LOG SHEET

Project Site Name: Middle River Complex
Project No.: 112IC08076 - 04

Sample ID No.: CPP-SB-1772
Sample Location: Road Median
Sampled By: S. Cameron
C.O.C. No.:

[x] Grab [] Composite

Anticipated Concentrations:
☐ Low
☐ High

SAMPLE DATA:

Sample ID:	Date:	Time:	Lithologic Description	PID:
CPP-SB-1772-00-01	11/6/2017	15:10	See Boring Log	0.0
CPP-SB-1772-01-03	11/6/2017	15:15	See Boring Log	0.0

SAMPLE COLLECTION INFORMATION:

Analysis	Container Requirements	Preservative	Other
PCBs via 8082A	1-4 oz Jar	None	

OBSERVATIONS / NOTES:

Circle if Applicable:

MS/MSD	Duplicate ID:

Signature(s):

Tetra Tech

SOIL SAMPLE LOG SHEET

Project Site Name: Middle River Complex
Project No.: 112IC08076 - 04

Sample ID No.: CPP-SB-1773
Sample Location: Road Median
Sampled By: S. Cameron
C.O.C. No.:

[x] Grab [] Composite

Anticipated Concentrations:
☐ Low
☐ High

SAMPLE DATA:

Sample ID:	Date:	Time:	Lithologic Description	PID:
CPP-SB-1773-00-01	11/6/2017	15:20	See Boring Log	0.0
CPP-SB-1773-01-03	11/6/2017	15:25	See Boring Log	0.0

SAMPLE COLLECTION INFORMATION:

Analysis	Container Requirements	Preservative	Other
PCBs via 8082A	1-4 oz Jar	None	

OBSERVATIONS / NOTES:

Circle if Applicable:

MS/MSD	Duplicate ID:

Signature(s):

Tetra Tech

SOIL SAMPLE LOG SHEET

Project Site Name: Middle River Complex
Project No.: 112IC08076 - 04

Sample ID No.: CPP-SB-1774
Sample Location: Road Median
Sampled By: S. Cameron
C.O.C. No.:

[x] Grab [] Composite

Anticipated Concentrations:
[ ] Low
[ ] High

SAMPLE DATA:

Sample ID:	Date:	Time:	Lithologic Description	PID:
CPP-SB-1774-00-01	11/6/2017	13:45	See Boring Log	0.0
CPP-SB-1774-01-03	11/6/2017	13:50	See Boring Log	0.0

SAMPLE COLLECTION INFORMATION:

Analysis	Container Requirements	Preservative	Other
PCBs via 8082A	1-4 oz Jar	None	

OBSERVATIONS / NOTES:

Circle if Applicable:

MS/MSD	Duplicate ID:

Signature(s):

Tetra Tech

SOIL SAMPLE LOG SHEET

Project Site Name: Middle River Complex
Project No.: 112IC08076 - 04

Sample ID No.: CPP-SB-1775
Sample Location: Road Median
Sampled By: S. Cameron
C.O.C. No.:

[x] Grab [] Composite

Anticipated Concentrations:
[ ] Low
[ ] High

SAMPLE DATA:

Sample ID:	Date:	Time:	Lithologic Description	PID:
CPP-SB-1775-00-01	11/6/2017	13:55	See Boring Log	0.0
CPP-SB-1775-01-03	11/6/2017	14:00	See Boring Log	0.0

SAMPLE COLLECTION INFORMATION:

Analysis	Container Requirements	Preservative	Other
PCBs via 8082A	1-4 oz Jar	None	

OBSERVATIONS / NOTES:

Circle if Applicable:

MS/MSD	Duplicate ID:

Signature(s):

Tetra Tech

SOIL SAMPLE LOG SHEET

Project Site Name: Middle River Complex
Project No.: 112IC08076 - 04

Sample ID No.: CPP-SB-1776
Sample Location: Road Median
Sampled By: S. Cameron
C.O.C. No.:

[x] Grab [] Composite

Anticipated Concentrations:
☐ Low
☐ High

SAMPLE DATA:

Sample ID:	Date:	Time:	Lithologic Description	PID:
CPP-SB-1776-00-01	11/6/2017	14:05	See Boring Log	0.0
CPP-SB-1776-01-03	11/6/2017	14:10	See Boring Log	0.0

SAMPLE COLLECTION INFORMATION:

Analysis	Container Requirements	Preservative	Other
PCBs via 8082A	1-4 oz Jar	None	

OBSERVATIONS / NOTES:

Circle if Applicable:

MS/MSD	Duplicate ID:

Signature(s):

Tetra Tech

SOIL SAMPLE LOG SHEET

Project Site Name: Middle River Complex
Project No.: 112IC08076 - 04

Sample ID No.: CPP-SB-1777
Sample Location: Road Median
Sampled By: S. Cameron
C.O.C. No.:

[x] Grab [] Composite

Anticipated Concentrations:
☐ Low
☐ High

SAMPLE DATA:

Sample ID:	Date:	Time:	Lithologic Description	PID:
CPP-SB-1777-00-01	11/6/2017	13:05	See Boring Log	0.0
CPP-SB-1777-01-03	11/6/2017	13:10	See Boring Log	0.0

SAMPLE COLLECTION INFORMATION:

Analysis	Container Requirements	Preservative	Other
PCBs via 8082A	1-4 oz Jar	None	

OBSERVATIONS / NOTES:

Circle if Applicable:

MS/MSD	Duplicate ID:

Signature(s):

Tetra Tech

SOIL SAMPLE LOG SHEET

Project Site Name: Middle River Complex
Project No.: 112IC08076 - 04

Sample ID No.: CPP-SB-1778
Sample Location: Road Median
Sampled By: S. Cameron
C.O.C. No.:

[x] Grab [] Composite

Anticipated Concentrations:
☐ Low
☐ High

SAMPLE DATA:

Sample ID:	Date:	Time:	Lithologic Description	PID:
CPP-SB-1778-00-01	11/6/2017	13:15	See Boring Log	0.0
CPP-SB-1778-01-03	11/6/2017	13:20	See Boring Log	0.0

SAMPLE COLLECTION INFORMATION:

Analysis	Container Requirements	Preservative	Other
PCBs via 8082A	1-4 oz Jar	None	

OBSERVATIONS / NOTES:

Circle if Applicable:

MS/MSD	Duplicate ID:

Signature(s):

Tetra Tech

SOIL SAMPLE LOG SHEET

Project Site Name: Middle River Complex
Project No.: 112IC08076 - 04

Sample ID No.: CPP-SB-1779
Sample Location: Road Median
Sampled By: S. Cameron
C.O.C. No.:

[x] Grab [] Composite

Anticipated Concentrations:
☐ Low
☐ High

SAMPLE DATA:

Sample ID:	Date:	Time:	Lithologic Description	PID:
CPP-SB-1779-00-01	11/6/2017	13:25	See Boring Log	0.0
CPP-SB-1779-01-03	11/6/2017	13:30	See Boring Log	0.0

SAMPLE COLLECTION INFORMATION:

Analysis	Container Requirements	Preservative	Other
PCBs via 8082A	1-4 oz Jar	None	

OBSERVATIONS / NOTES:

Circle if Applicable:

MS/MSD	Duplicate ID:

Signature(s):

Tetra Tech

SOIL SAMPLE LOG SHEET

Project Site Name: Middle River Complex
Project No.: 112IC08076 - 04

Sample ID No.: I-SB-1780
Sample Location: Block I
Sampled By: S. Cameron
C.O.C. No.:

[x] Grab [] Composite

Anticipated Concentrations:
☐ Low
☐ High

SAMPLE DATA:

Sample ID:	Date:	Time:	Lithologic Description	PID:
I-SB-1780-00-01	11/7/2017	8:15	See Boring Log	0.0
I-SB-1780-01-03	11/7/2017	8:30	See Boring Log	0.0

SAMPLE COLLECTION INFORMATION:

Analysis	Container Requirements	Preservative	Other
PCBs via 8082A	1-4 oz Jar	None	

OBSERVATIONS / NOTES:

Circle if Applicable:

MS/MSD	Duplicate ID:

Signature(s):

Tetra Tech

SOIL SAMPLE LOG SHEET

Project Site Name: Middle River Complex
Project No.: 112IC08076 - 04

Sample ID No.: I-SB-1781
Sample Location: Block I
Sampled By: S. Cameron
C.O.C. No.:

[x] Grab [] Composite

Anticipated Concentrations:
☐ Low
☐ High

SAMPLE DATA:

Sample ID:	Date:	Time:	Lithologic Description	PID:
I-SB-1781-00-01	11/7/2017	8:40	See Boring Log	0.0
I-SB-1781-01-03	11/7/2017	8:45	See Boring Log	0.0

SAMPLE COLLECTION INFORMATION:

Analysis	Container Requirements	Preservative	Other
PCBs via 8082A	1-4 oz Jar	None	

OBSERVATIONS / NOTES:

Circle if Applicable:

MS/MSD	Duplicate ID:

Signature(s):

Tetra Tech

SOIL SAMPLE LOG SHEET

Project Site Name: Middle River Complex
Project No.: 112IC08076 - 04

Sample ID No.: I-SB-1782
Sample Location: Block I
Sampled By: S. Cameron
C.O.C. No.:

[x] Grab [] Composite

Anticipated Concentrations:
☐ Low
☐ High

SAMPLE DATA:

Sample ID:	Date:	Time:	Lithologic Description	PID:
I-SB-1782-00-01	11/7/2017	8:55	See Boring Log	0.0
I-SB-1782-01-03	11/7/2017	9:00	See Boring Log	0.0

SAMPLE COLLECTION INFORMATION:

Analysis	Container Requirements	Preservative	Other
PCBs via 8082A	1-4 oz Jar	None	

OBSERVATIONS / NOTES:

Circle if Applicable:

MS/MSD	Duplicate ID:

Signature(s):

Tetra Tech

SOIL SAMPLE LOG SHEET

Project Site Name: Middle River Complex
Project No.: 112IC08076 - 04

Sample ID No.: E-SB-1783
Sample Location: Block E
Sampled By: S. Cameron
C.O.C. No.:

[x] Grab [] Composite

Anticipated Concentrations:
☐ Low
☐ High

SAMPLE DATA:

Sample ID:	Date:	Time:	Lithologic Description	PID:
E-SB-1783-00-01	11/6/2017	11:20	See Boring Log	0.0
E-SB-1783-01-03	11/6/2017	11:25	See Boring Log	0.0

SAMPLE COLLECTION INFORMATION:

Analysis	Container Requirements	Preservative	Other
PCBs via 8082A	1-4 oz Jar	None	

OBSERVATIONS / NOTES:

Circle if Applicable:

MS/MSD	Duplicate ID:

Signature(s):

Tetra Tech

SOIL SAMPLE LOG SHEET

Project Site Name: Middle River Complex
Project No.: 112IC08076 - 04

Sample ID No.: E-SB-1784
Sample Location: Block E
Sampled By: S. Cameron
C.O.C. No.:

[x] Grab [] Composite

Anticipated Concentrations:
☐ Low
☐ High

SAMPLE DATA:

Sample ID:	Date:	Time:	Lithologic Description	PID:
E-SB-1784-00-01	11/6/2017	11:30	See Boring Log	0.0
E-SB-1784-01-03	11/6/2017	11:35	See Boring Log	0.0

SAMPLE COLLECTION INFORMATION:

Analysis	Container Requirements	Preservative	Other
PCBs via 8082A	1-4 oz Jar	None	

OBSERVATIONS / NOTES:

Circle if Applicable:

MS/MSD	Duplicate ID:

Signature(s):

Tetra Tech

SOIL SAMPLE LOG SHEET

Project Site Name: Middle River Complex
Project No.: 112IC08076 - 04

Sample ID No.: E-SB-1785
Sample Location: Block E
Sampled By: S. Cameron
C.O.C. No.:

[x] Grab [] Composite

Anticipated Concentrations:
[ ] Low
[ ] High

SAMPLE DATA:

Sample ID:	Date:	Time:	Lithologic Description	PID:
E-SB-1785-00-01	11/6/2017	11:40	See Boring Log	0.0
E-SB-1785-01-03	11/6/2017	11:45	See Boring Log	0.0

SAMPLE COLLECTION INFORMATION:

Analysis	Container Requirements	Preservative	Other
PCBs via 8082A	1-4 oz Jar	None	

OBSERVATIONS / NOTES:

Circle if Applicable:

MS/MSD	Duplicate ID:

Signature(s):

Tetra Tech

SOIL SAMPLE LOG SHEET

Project Site Name: Middle River Complex
Project No.: 112IC08076 - 04

Sample ID No.: E-SB-1786
Sample Location: Block E
Sampled By: S. Cameron
C.O.C. No.:

[x] Grab [] Composite

Anticipated Concentrations:
[ ] Low
[ ] High

SAMPLE DATA:

Sample ID:	Date:	Time:	Lithologic Description	PID:
E-SB-1786-00-01	11/6/2017	11:50	See Boring Log	0.0
E-SB-1786-01-03	11/6/2017	11:55	See Boring Log	0.0

SAMPLE COLLECTION INFORMATION:

Analysis	Container Requirements	Preservative	Other
PCBs via 8082A	1-4 oz Jar	None	

OBSERVATIONS / NOTES:

Circle if Applicable:

MS/MSD	Duplicate ID:

Signature(s):

Tetra Tech

SOIL SAMPLE LOG SHEET

Project Site Name: Middle River Complex
Project No.: 112IC08076 - 04

Sample ID No.: E-SB-1787
Sample Location: Block E
Sampled By: S. Cameron
C.O.C. No.:

[x] Grab [] Composite

Anticipated Concentrations:
☐ Low
☐ High

SAMPLE DATA:

Sample ID:	Date:	Time:	Lithologic Description	PID:
E-SB-1787-00-01	11/6/2017	10:35	See Boring Log	0.0
E-SB-1787-01-03	11/6/2017	10:40	See Boring Log	0.0

SAMPLE COLLECTION INFORMATION:

Analysis	Container Requirements	Preservative	Other
PCBs via 8082A	1-4 oz Jar	None	

OBSERVATIONS / NOTES:

Circle if Applicable:

MS/MSD	Duplicate ID:

Signature(s):

Tetra Tech

SOIL SAMPLE LOG SHEET

Project Site Name: Middle River Complex
Project No.: 112IC08076 - 04

Sample ID No.: E-SB-1788
Sample Location: Block E
Sampled By: S. Cameron
C.O.C. No.:

[x] Grab [] Composite

Anticipated Concentrations:
[ ] Low
[ ] High

SAMPLE DATA:

Sample ID:	Date:	Time:	Lithologic Description	PID:
E-SB-1788-00-01	11/6/2017	10:45	See Boring Log	0.0
E-SB-1788-01-03	11/6/2017	10:50	See Boring Log	0.0

SAMPLE COLLECTION INFORMATION:

Analysis	Container Requirements	Preservative	Other
PCBs via 8082A	1-4 oz Jar	None	

OBSERVATIONS / NOTES:

Circle if Applicable:

MS/MSD	Duplicate ID:

Signature(s):

Tetra Tech

SOIL SAMPLE LOG SHEET

Project Site Name: Middle River Complex
Project No.: 112IC08076 - 04

Sample ID No.: E-SB-1789
Sample Location: Block E
Sampled By: S. Cameron
C.O.C. No.:

[x] Grab [] Composite

Anticipated Concentrations:
[ ] Low
[ ] High

SAMPLE DATA:

Sample ID:	Date:	Time:	Lithologic Description	PID:
E-SB-1789-00-01	11/6/2017	10:55	See Boring Log	0.0
E-SB-1789-01-03	11/6/2017	11:00	See Boring Log	0.0

SAMPLE COLLECTION INFORMATION:

Analysis	Container Requirements	Preservative	Other
PCBs via 8082A	1-4 oz Jar	None	

OBSERVATIONS / NOTES:

Circle if Applicable:

MS/MSD	Duplicate ID:

Signature(s):

Tetra Tech

SOIL SAMPLE LOG SHEET

Project Site Name: Middle River Complex
Project No.: 112IC08076 - 04

Sample ID No.: E-SB-1790
Sample Location: Block E
Sampled By: S. Cameron
C.O.C. No.:

[x] Grab [] Composite

Anticipated Concentrations:
[ ] Low
[ ] High

SAMPLE DATA:

Sample ID:	Date:	Time:	Lithologic Description	PID:
E-SB-1790-00-01	11/6/2017	11:05	See Boring Log	0.0
E-SB-1790-01-03	11/6/2017	11:10	See Boring Log	0.0

SAMPLE COLLECTION INFORMATION:

Analysis	Container Requirements	Preservative	Other
PCBs via 8082A	1-4 oz Jar	None	

OBSERVATIONS / NOTES:

Circle if Applicable:

MS/MSD	Duplicate ID:

Signature(s):

Tetra Tech

SOIL SAMPLE LOG SHEET

Project Site Name: Middle River Complex
Project No.: 112IC08076 - 04

Sample ID No.: H-SB-1791
Sample Location: Block H
Sampled By: S. Cameron
C.O.C. No.:

[x] Grab [] Composite

Anticipated Concentrations:
[ ] Low
[ ] High

SAMPLE DATA:

Sample ID:	Date:	Time:	Lithologic Description	PID:
H-SB-1791-00-01	11/7/2017	9:40	See Boring Log	0.0
H-SB-1791-01-03	11/7/2017	9:45	See Boring Log	0.0

SAMPLE COLLECTION INFORMATION:

Analysis	Container Requirements	Preservative	Other
PCBs via 8082A	1-4 oz Jar	None	

OBSERVATIONS / NOTES:

Circle if Applicable:

MS/MSD	Duplicate ID:

Signature(s):

Tetra Tech

SOIL SAMPLE LOG SHEET

Project Site Name: Middle River Complex
Project No.: 112IC08076 - 04

Sample ID No.: H-SB-1792
Sample Location: Block H
Sampled By: S. Cameron
C.O.C. No.:

[x] Grab [] Composite

Anticipated Concentrations:
[ ] Low
[ ] High

SAMPLE DATA:

Sample ID:	Date:	Time:	Lithologic Description	PID:
H-SB-1792-00-01	11/7/2017	9:50	See Boring Log	0.0
H-SB-1792-01-03	11/7/2017	9:55	See Boring Log	0.0

SAMPLE COLLECTION INFORMATION:

Analysis	Container Requirements	Preservative	Other
PCBs via 8082A	1-4 oz Jar	None	

OBSERVATIONS / NOTES:

Circle if Applicable:

MS/MSD	Duplicate ID:

Signature(s):

Tetra Tech

SOIL SAMPLE LOG SHEET

Project Site Name: Middle River Complex
Project No.: 112IC08076 - 04

Sample ID No.: H-SB-1793
Sample Location: Block H
Sampled By: S. Cameron
C.O.C. No.:

[x] Grab [] Composite

Anticipated Concentrations:
[ ] Low
[ ] High

SAMPLE DATA:

Sample ID:	Date:	Time:	Lithologic Description	PID:
H-SB-1793-00-01	11/7/2017	10:00	See Boring Log	0.0
H-SB-1793-01-03	11/7/2017	10:05	See Boring Log	0.0

SAMPLE COLLECTION INFORMATION:

Analysis	Container Requirements	Preservative	Other
PCBs via 8082A	1-4 oz Jar	None	

OBSERVATIONS / NOTES:

Circle if Applicable:

MS/MSD	Duplicate ID:

Signature(s):

Tetra Tech

SOIL SAMPLE LOG SHEET

Project Site Name: Middle River Complex
Project No.: 112IC08076 - 04

Sample ID No.: G-SB-1795
Sample Location: Block G
Sampled By: S. Cameron
C.O.C. No.:

[x] Grab [] Composite

Anticipated Concentrations:
[ ] Low
[ ] High

SAMPLE DATA:

Sample ID:	Date:	Time:	Lithologic Description	PID:
G-SB-1795-00-01	11/8/2017	12:00	See Boring Log	0.0
G-SB-1795-01-03	11/8/2017	12:05	See Boring Log	0.0

SAMPLE COLLECTION INFORMATION:

Analysis	Container Requirements	Preservative	Other
PCBs via 8082A	1-4 oz Jar	None	

OBSERVATIONS / NOTES:

Due to access restrictions, boreholes advanced using hand-auger rather than DPT rig.

Circle if Applicable:

MS/MSD	Duplicate ID:

Signature(s):

Tetra Tech

SOIL SAMPLE LOG SHEET

Project Site Name: Middle River Complex
Project No.: 112IC08076 - 04

Sample ID No.: G-SB-1796
Sample Location: Block G
Sampled By: S. Cameron
C.O.C. No.:

[x] Grab [] Composite

Anticipated Concentrations:
[ ] Low
[ ] High

SAMPLE DATA:

Sample ID:	Date:	Time:	Lithologic Description	PID:
G-SB-1796-00-01	11/8/2017	11:35	See Boring Log	0.0
G-SB-1796-01-03	11/8/2017	11:40	See Boring Log	0.0

SAMPLE COLLECTION INFORMATION:

Analysis	Container Requirements	Preservative	Other
PCBs via 8082A	1-4 oz Jar	None	

OBSERVATIONS / NOTES:

Due to access restrictions, boreholes advanced using hand-auger rather than DPT rig.

Circle if Applicable:

MS/MSD	Duplicate ID:

Signature(s):

Tetra Tech

SOIL SAMPLE LOG SHEET

Project Site Name: Middle River Complex
Project No.: 112IC08076 - 04

Sample ID No.: G-SB-1797
Sample Location: Block G
Sampled By: S. Cameron
C.O.C. No.:

[x] Grab [] Composite

Anticipated Concentrations:
[ ] Low
[ ] High

SAMPLE DATA:

Sample ID:	Date:	Time:	Lithologic Description	PID:
G-SB-1797-00-01	11/7/2017	13:20	See Boring Log	0.0
G-SB-1797-01-03	11/7/2017	13:25	See Boring Log	0.0

SAMPLE COLLECTION INFORMATION:

Analysis	Container Requirements	Preservative	Other
PCBs via 8082A	1-4 oz Jar	None	

OBSERVATIONS / NOTES:

Circle if Applicable:

MS/MSD	Duplicate ID:

Signature(s):

Tetra Tech

SOIL SAMPLE LOG SHEET

Project Site Name: Middle River Complex
Project No.: 112IC08076 - 04

Sample ID No.: G-SB-1798
Sample Location: Block G
Sampled By: S. Cameron
C.O.C. No.:

[x] Grab [] Composite

Anticipated Concentrations:
[ ] Low
[ ] High

SAMPLE DATA:

Sample ID:	Date:	Time:	Lithologic Description	PID:
G-SB-1798-00-01	11/7/2017	13:30	See Boring Log	0.0
G-SB-1798-01-03	11/7/2017	13:35	See Boring Log	0.0

SAMPLE COLLECTION INFORMATION:

Analysis	Container Requirements	Preservative	Other
PCBs via 8082A	1-4 oz Jar	None	

OBSERVATIONS / NOTES:

Circle if Applicable:

MS/MSD	Duplicate ID:

Signature(s):

Tetra Tech

SOIL SAMPLE LOG SHEET

Project Site Name: Middle River Complex
Project No.: 112IC08076 - 04

Sample ID No.: G-SB-1799
Sample Location: Block G
Sampled By: S. Cameron
C.O.C. No.:

[x] Grab [] Composite

Anticipated Concentrations:
[ ] Low
[ ] High

SAMPLE DATA:

Sample ID:	Date:	Time:	Lithologic Description	PID:
G-SB-1799-00-01	11/7/2017	13:40	See Boring Log	0.0
G-SB-1799-01-03	11/7/2017	13:45	See Boring Log	0.0

SAMPLE COLLECTION INFORMATION:

Analysis	Container Requirements	Preservative	Other
PCBs via 8082A	1-4 oz Jar	None	

OBSERVATIONS / NOTES:

Circle if Applicable:

MS/MSD	Duplicate ID:

Signature(s):

Tetra Tech

SOIL SAMPLE LOG SHEET

Project Site Name: Middle River Complex
Project No.: 112IC08076 - 04

Sample ID No.: G-SB-1800
Sample Location: Block G
Sampled By: S. Cameron
C.O.C. No.:

[x] Grab [] Composite

Anticipated Concentrations:
☐ Low
☐ High

SAMPLE DATA:

Sample ID:	Date:	Time:	Lithologic Description	PID:
G-SB-1800-00-01	11/7/2017	13:50	See Boring Log	0.0
G-SB-1800-01-03	11/7/2017	13:52	See Boring Log	0.0

SAMPLE COLLECTION INFORMATION:

Analysis	Container Requirements	Preservative	Other
PCBs via 8082A	1-4 oz Jar	None	

OBSERVATIONS / NOTES:

Circle if Applicable:

MS/MSD	Duplicate ID:

Signature(s):

Tetra Tech

SOIL SAMPLE LOG SHEET

Project Site Name: Middle River Complex
Project No.: 112IC08076 - 04

Sample ID No.: G-SB-1801
Sample Location: Block G
Sampled By: S. Cameron
C.O.C. No.:

[x] Grab [] Composite

Anticipated Concentrations:
[ ] Low
[ ] High

SAMPLE DATA:

Sample ID:	Date:	Time:	Lithologic Description	PID:
G-SB-1801-00-01	11/7/2017	13:54	See Boring Log	0.0
G-SB-1801-01-03	11/7/2017	13:56	See Boring Log	0.0

SAMPLE COLLECTION INFORMATION:

Analysis	Container Requirements	Preservative	Other
PCBs via 8082A	1-4 oz Jar	None	

OBSERVATIONS / NOTES:

Circle if Applicable:

MS/MSD	Duplicate ID:

Signature(s):

Tetra Tech

SOIL SAMPLE LOG SHEET

Project Site Name: Middle River Complex
Project No.: 112IC08076 - 04

Sample ID No.: G-SB-1802
Sample Location: Block G
Sampled By: S. Cameron
C.O.C. No.:

[x] Grab [] Composite

Anticipated Concentrations:
☐ Low
☐ High

SAMPLE DATA:

Sample ID:	Date:	Time:	Lithologic Description	PID:
G-SB-1802-00-01	11/7/2017	13:58	See Boring Log	0.0
G-SB-1802-01-03	11/7/2017	14:00	See Boring Log	0.0

SAMPLE COLLECTION INFORMATION:

Analysis	Container Requirements	Preservative	Other
PCBs via 8082A	1-4 oz Jar	None	

OBSERVATIONS / NOTES:

Circle if Applicable:

MS/MSD	Duplicate ID:

Signature(s):

Tetra Tech

SOIL SAMPLE LOG SHEET

Project Site Name: Middle River Complex
Project No.: 112IC08076 - 04

Sample ID No.: G-SB-1803
Sample Location: Block G
Sampled By: S. Cameron
C.O.C. No.:

[x] Grab [] Composite

Anticipated Concentrations:
[ ] Low
[ ] High

SAMPLE DATA:

Sample ID:	Date:	Time:	Lithologic Description	PID:
G-SB-1803-00-01	11/7/2017	14:05	See Boring Log	0.0
G-SB-1803-01-03	11/7/2017	14:07	See Boring Log	0.0

SAMPLE COLLECTION INFORMATION:

Analysis	Container Requirements	Preservative	Other
PCBs via 8082A	1-4 oz Jar	None	

OBSERVATIONS / NOTES:

Circle if Applicable:

MS/MSD	Duplicate ID:

Signature(s):

Tetra Tech

SOIL SAMPLE LOG SHEET

Project Site Name: Middle River Complex
Project No.: 112IC08076 - 04

Sample ID No.: G-SB-1804
Sample Location: Block G
Sampled By: S. Cameron
C.O.C. No.:

[x] Grab [] Composite

Anticipated Concentrations:
[ ] Low
[ ] High

SAMPLE DATA:

Sample ID:	Date:	Time:	Lithologic Description	PID:
G-SB-1804-00-01	11/7/2017	14:09	See Boring Log	0.0
G-SB-1804-01-03	11/7/2017	14:11	See Boring Log	0.0

SAMPLE COLLECTION INFORMATION:

Analysis	Container Requirements	Preservative	Other
PCBs via 8082A	1-4 oz Jar	None	

OBSERVATIONS / NOTES:

Circle if Applicable:

MS/MSD	Duplicate ID:

Signature(s):

Tetra Tech

SOIL SAMPLE LOG SHEET

Project Site Name: Middle River Complex
Project No.: 112IC08076 - 04

Sample ID No.: G-SB-1805
Sample Location: Block G
Sampled By: S. Cameron
C.O.C. No.:

[x] Grab [] Composite

Anticipated Concentrations:
[ ] Low
[ ] High

SAMPLE DATA:

Sample ID:	Date:	Time:	Lithologic Description	PID:
G-SB-1805-00-01	11/7/2017	14:13	See Boring Log	0.0
G-SB-1805-01-03	11/7/2017	14:15	See Boring Log	0.0

SAMPLE COLLECTION INFORMATION:

Analysis	Container Requirements	Preservative	Other
PCBs via 8082A	1-4 oz Jar	None	

OBSERVATIONS / NOTES:

Circle if Applicable:

MS/MSD	Duplicate ID:

Signature(s):

Tetra Tech

SOIL SAMPLE LOG SHEET

Project Site Name: Middle River Complex
Project No.: 112IC08076 - 04

Sample ID No.: G-SB-1806
Sample Location: Block G
Sampled By: S. Cameron
C.O.C. No.:

[x] Grab [] Composite

Anticipated Concentrations:
[ ] Low
[ ] High

SAMPLE DATA:

Sample ID:	Date:	Time:	Lithologic Description	PID:
G-SB-1806-00-01	11/7/2017	14:40	See Boring Log	0.0
G-SB-1806-01-03	11/7/2017	14:42	See Boring Log	0.0

SAMPLE COLLECTION INFORMATION:

Analysis	Container Requirements	Preservative	Other
PCBs via 8082A	1-4 oz Jar	None	

OBSERVATIONS / NOTES:

Circle if Applicable:

MS/MSD	Duplicate ID:

Signature(s):

Tetra Tech

SOIL SAMPLE LOG SHEET

Project Site Name: Middle River Complex
Project No.: 112IC08076 - 04

Sample ID No.: G-SB-1807
Sample Location: Block G
Sampled By: S. Cameron
C.O.C. No.:

[x] Grab [] Composite

Anticipated Concentrations:
[ ] Low
[ ] High

SAMPLE DATA:

Sample ID:	Date:	Time:	Lithologic Description	PID:
G-SB-1807-00-01	11/7/2017	14:44	See Boring Log	0.0
G-SB-1807-01-03	11/7/2017	14:46	See Boring Log	0.0

SAMPLE COLLECTION INFORMATION:

Analysis	Container Requirements	Preservative	Other
PCBs via 8082A	1-4 oz Jar	None	

OBSERVATIONS / NOTES:

Circle if Applicable:

MS/MSD	Duplicate ID:

Signature(s):

Tetra Tech

SOIL SAMPLE LOG SHEET

Project Site Name: Middle River Complex
Project No.: 112IC08076 - 04

Sample ID No.: G-SB-1808
Sample Location: Block G
Sampled By: S. Cameron
C.O.C. No.:

[x] Grab [] Composite

Anticipated Concentrations:
☐ Low
☐ High

SAMPLE DATA:

Sample ID:	Date:	Time:	Lithologic Description	PID:
G-SB-1808-00-01	11/7/2017	14:48	See Boring Log	0.0
G-SB-1808-01-03	11/7/2017	14:50	See Boring Log	0.0

SAMPLE COLLECTION INFORMATION:

Analysis	Container Requirements	Preservative	Other
PCBs via 8082A	1-4 oz Jar	None	

OBSERVATIONS / NOTES:

Circle if Applicable:

MS/MSD	Duplicate ID:

Signature(s):

Tetra Tech

SOIL SAMPLE LOG SHEET

Project Site Name: Middle River Complex
Project No.: 112IC08076 - 04

Sample ID No.: G-SB-1809
Sample Location: Block G
Sampled By: S. Cameron
C.O.C. No.:

[x] Grab [] Composite

Anticipated Concentrations:
[ ] Low
[ ] High

SAMPLE DATA:

Sample ID:	Date:	Time:	Lithologic Description	PID:
G-SB-1809-00-01	11/8/2017	9:08	See Boring Log	0.0
G-SB-1809-01-03	11/8/2017	9:10	See Boring Log	0.0

SAMPLE COLLECTION INFORMATION:

Analysis	Container Requirements	Preservative	Other
PCBs via 8082A	1-4 oz Jar	None	

OBSERVATIONS / NOTES:

Circle if Applicable:

MS/MSD	Duplicate ID:

Signature(s):

Tetra Tech

SOIL SAMPLE LOG SHEET

Project Site Name: Middle River Complex
Project No.: 112IC08076 - 04

Sample ID No.: G-SB-1810
Sample Location: Block G
Sampled By: S. Cameron
C.O.C. No.:

[x] Grab [] Composite

Anticipated Concentrations:
[ ] Low
[ ] High

SAMPLE DATA:

Sample ID:	Date:	Time:	Lithologic Description	PID:
G-SB-1810-00-01	11/8/2017	9:12	See Boring Log	0.0
G-SB-1810-01-03	11/8/2017	9:14	See Boring Log	0.0

SAMPLE COLLECTION INFORMATION:

Analysis	Container Requirements	Preservative	Other
PCBs via 8082A	1-4 oz Jar	None	

OBSERVATIONS / NOTES:

Circle if Applicable:

MS/MSD	Duplicate ID:

Signature(s):

Tetra Tech

SOIL SAMPLE LOG SHEET

Project Site Name: Middle River Complex
Project No.: 112IC08076 - 04

Sample ID No.: G-SB-1811
Sample Location: Block G
Sampled By: S. Cameron
C.O.C. No.:

[x] Grab [] Composite

Anticipated Concentrations:
[ ] Low
[ ] High

SAMPLE DATA:

Sample ID:	Date:	Time:	Lithologic Description	PID:
G-SB-1811-00-01	11/8/2017	9:16	See Boring Log	0.0
G-SB-1811-01-03	11/8/2017	9:18	See Boring Log	0.0

SAMPLE COLLECTION INFORMATION:

Analysis	Container Requirements	Preservative	Other
PCBs via 8082A	1-4 oz Jar	None	

OBSERVATIONS / NOTES:

Circle if Applicable:

MS/MSD	Duplicate ID:

Signature(s):

Tetra Tech

SOIL SAMPLE LOG SHEET

Project Site Name: Middle River Complex
Project No.: 112IC08076 - 04

Sample ID No.: G-SB-1812
Sample Location: Block G
Sampled By: S. Cameron
C.O.C. No.:

[x] Grab [] Composite

Anticipated Concentrations:
[ ] Low
[ ] High

SAMPLE DATA:

Sample ID:	Date:	Time:	Lithologic Description	PID:
G-SB-1812-00-01	11/8/2017	9:20	See Boring Log	0.0
G-SB-1812-01-03	11/8/2017	9:22	See Boring Log	0.0

SAMPLE COLLECTION INFORMATION:

Analysis	Container Requirements	Preservative	Other
PCBs via 8082A	1-4 oz Jar	None	

OBSERVATIONS / NOTES:

Circle if Applicable:

MS/MSD	Duplicate ID:

Signature(s):

Tetra Tech

SOIL SAMPLE LOG SHEET

Project Site Name: Middle River Complex
Project No.: 112IC08076 - 04

Sample ID No.: G-SB-1813
Sample Location: Block G
Sampled By: S. Cameron
C.O.C. No.:

[x] Grab [] Composite

Anticipated Concentrations:
[ ] Low
[ ] High

SAMPLE DATA:

Sample ID:	Date:	Time:	Lithologic Description	PID:
G-SB-1813-00-01	11/8/2017	9:24	See Boring Log	0.0
G-SB-1813-01-03	11/8/2017	9:26	See Boring Log	0.0

SAMPLE COLLECTION INFORMATION:

Analysis	Container Requirements	Preservative	Other
PCBs via 8082A	1-4 oz Jar	None	

OBSERVATIONS / NOTES:

Circle if Applicable:

MS/MSD	Duplicate ID:

Signature(s):

Tetra Tech

SOIL SAMPLE LOG SHEET

Project Site Name: Middle River Complex
Project No.: 112IC08076 - 04

Sample ID No.: G-SB-1814
Sample Location: Block G
Sampled By: S. Cameron
C.O.C. No.:

[x] Grab [] Composite

Anticipated Concentrations:
[ ] Low
[ ] High

SAMPLE DATA:

Sample ID:	Date:	Time:	Lithologic Description	PID:
G-SB-1814-00-01	11/8/2017	9:28	See Boring Log	0.0
G-SB-1814-01-03	11/8/2017	9:30	See Boring Log	0.0

SAMPLE COLLECTION INFORMATION:

Analysis	Container Requirements	Preservative	Other
PCBs via 8082A	1-4 oz Jar	None	

OBSERVATIONS / NOTES:

Circle if Applicable:

MS/MSD	Duplicate ID:

Signature(s):

Tetra Tech

SOIL SAMPLE LOG SHEET

Project Site Name: Middle River Complex
Project No.: 112IC08076 - 04

Sample ID No.: G-SB-1815
Sample Location: Block G
Sampled By: S. Cameron
C.O.C. No.:

[x] Grab [] Composite

Anticipated Concentrations:
[ ] Low
[ ] High

SAMPLE DATA:

Sample ID:	Date:	Time:	Lithologic Description	PID:
G-SB-1815-00-01	11/8/2017	9:35	See Boring Log	0.0
G-SB-1815-01-03	11/8/2017	9:40	See Boring Log	0.0

SAMPLE COLLECTION INFORMATION:

Analysis	Container Requirements	Preservative	Other
PCBs via 8082A	1-4 oz Jar	None	

OBSERVATIONS / NOTES:

Circle if Applicable:

MS/MSD	Duplicate ID:

Signature(s):

Tetra Tech

SOIL SAMPLE LOG SHEET

Project Site Name: Middle River Complex
Project No.: 112IC08076 - 04

Sample ID No.: G-SB-1816
Sample Location: Block G
Sampled By: S. Cameron
C.O.C. No.:

[x] Grab [] Composite

Anticipated Concentrations:
[ ] Low
[ ] High

SAMPLE DATA:

Sample ID:	Date:	Time:	Lithologic Description	PID:
G-SB-1816-00-01	11/8/2017	9:45	See Boring Log	0.0
G-SB-1816-01-03	11/8/2017	9:50	See Boring Log	0.0

SAMPLE COLLECTION INFORMATION:

Analysis	Container Requirements	Preservative	Other
PCBs via 8082A	1-4 oz Jar	None	

OBSERVATIONS / NOTES:

Circle if Applicable:

MS/MSD	Duplicate ID:

Signature(s):

Tetra Tech

SOIL SAMPLE LOG SHEET

Project Site Name: Middle River Complex
Project No.: 112IC08076 - 04

Sample ID No.: G-SB-1817
Sample Location: Block G
Sampled By: S. Cameron
C.O.C. No.:

[x] Grab [] Composite

Anticipated Concentrations:
[ ] Low
[ ] High

SAMPLE DATA:

Sample ID:	Date:	Time:	Lithologic Description	PID:
G-SB-1817-00-01	11/8/2017	9:55	See Boring Log	0.0
G-SB-1817-01-03	11/8/2017	10:00	See Boring Log	0.0

SAMPLE COLLECTION INFORMATION:

Analysis	Container Requirements	Preservative	Other
PCBs via 8082A	1-4 oz Jar	None	

OBSERVATIONS / NOTES:

Circle if Applicable:

MS/MSD	Duplicate ID:

Signature(s):

APPENDIX D—DATA VALIDATION REPORTS AND CHEMICAL DATA TABLES

TETRA TECH

INTERNAL CORRESPONDENCE

TO: **M. MARTIN** **DATE:** **DECEMBER 19, 2017**

FROM: **LEIGH A. CIOFANI** **COPIES:** **DV FILE**

SUBJECT: **ORGANIC DATA VALIDATION – PCBs**
MRC INFRASTRUCTURE INVESTIGATION – FULL REVIEW
SAMPLE DELIVERY GROUP (SDG) 240-87740-1

SAMPLES: 62 / Soil / PCBs

CPP-SB-1771-00-01	CPP-SB-1772-00-01	CPP-SB-1773-00-01
CPP-SB-1774-00-01	CPP-SB-1775-00-01	CPP-SB-1776-00-01
CPP-SB-1777-00-01	CPP-SB-1778-00-01	CPP-SB-1779-00-01
D-SB-1764-00-01	D-SB-1765-00-01	D-SB-1766-00-01
D-SB-1767-00-01	D-SB-1768-00-01	D-SB-1769-00-01
D-SB-1770-00-01	E-SB-1783-00-01	E-SB-1784-00-01
E-SB-1785-00-01	E-SB-1786-00-01	E-SB-1787-00-01
E-SB-1788-00-01	E-SB-1789-00-01	E-SB-1790-00-01
G-SB-1756-00-01	G-SB-1757-00-01	G-SB-1758-00-01
G-SB-1759-00-01	G-SB-1760-00-01	G-SB-1761-00-01
G-SB-1762-00-01	G-SB-1763-00-01	G-SB-1794-00-01
G-SB-1795-00-01	G-SB-1796-00-01	G-SB-1797-00-01
G-SB-1798-00-01	G-SB-1799-00-01	G-SB-1800-00-01
G-SB-1801-00-01	G-SB-1802-00-01	G-SB-1803-00-01
G-SB-1804-00-01	G-SB-1805-00-01	G-SB-1806-00-01
G-SB-1807-00-01	G-SB-1808-00-01	G-SB-1809-00-01
G-SB-1810-00-01	G-SB-1811-00-01	G-SB-1812-00-01
G-SB-1813-00-01	G-SB-1814-00-01	G-SB-1815-00-01
G-SB-1816-00-01	G-SB-1817-00-01	H-SB-1791-00-01
H-SB-1792-00-01	H-SB-1793-00-01	I-SB-1780-00-01
I-SB-1781-00-01	I-SB-1782-00-01	

OVERVIEW

The sample set for MRC Infrastructure Investigation, SDG 240-87740-1, consists of sixty-two (62) soil environmental samples. All samples were analyzed for polychlorinated biphenyls (PCBs). No field duplicate pairs are included in this SDG.

The samples were collected by Tetra Tech on November 6, 7, and 8, 2017, and analyzed by TestAmerica. Analyses were conducted in accordance with SW-846 Method 8082A analytical and reporting protocols.

The data contained in this SDG were validated with regard to the following parameters: data completeness, holding times, initial/continuing calibrations, laboratory method blanks, surrogate spike recoveries, laboratory control sample results, matrix spike/matrix spike duplicate results, internal standard results, chromatographic resolution, analyte identification, analyte quantitation, and detection limits. Areas of concern with respect to data quality are listed below.

MAJOR PROBLEMS

- None.

MINOR PROBLEMS

- The matrix spike (MS)/matrix spike duplicate (MSD) analysis performed on sample CPP-SB-1777-00-01 had a relative percent difference (RPD) that was greater than the laboratory quality control limit for Aroclor-1260. The detected result for Aroclor-1260 in sample CPP-SB-1777-00-01 was qualified as estimated (J) on this basis.

- The surrogate percent recoveries (%Rs) for decachlorobiphenyl (DCB) were greater than the laboratory quality control limits for samples CPP-SB-1771-00-01 and H-SB-1792-00-01. The detected result for Aroclor-1260 in sample CPP-SB-1771-00-01 was qualified as estimated high (J+), and no action was necessary for non-detected results in this sample. No action was necessary for sample H-SB-1792-00-01 because this sample was analyzed at a dilution factor of 10.

- The following samples had RPDs between columns that were greater than the 40% quality control limit:

Sample	Analyte	RPD
CPP-SB-1772-00-01	Aroclor-1260	83.6%
G-SB-1816-00-01	Aroclor-1260	46.2%

  No Form X was provided for sample CPP-SB-1772-00-01. The raw data form was reviewed and provided the RPD listed above. The result for Aroclor-1260 in sample G-SB-1816-00-01 was flagged with a “p” qualifier by the laboratory due to the RPD between columns. Results for Aroclor-1260 in both samples CPP-SB-1772-00-01 and G-SB-1816-00-01 were qualified as estimated (J) on this basis.

- The detected result for Aroclor-1254 in sample G-SB-1756-00-01 exceeded the instrument calibration range. The laboratory did not reanalyze this sample at a dilution, as no additional results were provided for this sample. The detected result for Aroclor-1254 in sample G-SB-1756-00-01 was qualified as estimated (J) on this basis.

- Detected results below the reporting limit (RL) but above the method detection limit (MDL) were qualified as estimated (J).

- The laboratory case narrative report contained the following note: “The following sample appears to contain PCBs; however, due to weathering, other environmental processes and/or contributions from the presence of multiple Aroclors, resulting in overlapping PCB patterns, the PCBs in the samples do not directly match any of the laboratory's Aroclor standards used for instrument calibration: E-SB-1785-00-01. The sample has been quantified and reported using the best overall Aroclor/standard pattern match. Due to the reasons stated above there is increased quantitative uncertainty associated with this result.” The detected result for Aroclor-1254 in sample E-SB-1785-00-01 was qualified as estimated (J) on this basis. Sample chromatograms are included in Appendix C of this report.

NOTES

Non-detected results were reported to the MDL.

Additional samples were included on the chain of custody that had sample identifiers ending in “01-03” – these were not included in this SDG, and the chain of custody requested that these samples be frozen with analyses held pending the analyses of the corresponding “00-01” samples.

The following PCB samples were analyzed at dilution factors greater than 1:

Sample	Dilution Factor
CPP-SB-1775-00-01	5
G-SB-1763-00-01	5
G-SB-1812-00-01	5
H-SB-1791-00-01	2
H-SB-1792-00-01	10
H-SB-1793-00-01	2
I-SB-1782-00-01	2

According to the laboratory case narrative, all PCB samples were subjected to the sulfuric acid cleanup procedure before instrumental analysis per EPA Method 3665A.

According to the laboratory case narrative, all PCB samples required a tetrabutylammonium sulfite (TBA) clean-up to reduce matrix interferences caused by sulfur.

EXECUTIVE SUMMARY

Laboratory Performance Issues: One detected result in one sample was qualified due to surrogate recovery noncompliance. Several detected results were qualified to RPD between columns exceeding the quality control limit. One result was qualified due to instrument calibration range exceedance.

Other Factors Affecting Data Quality: One detected result was qualified due to MS/MSD noncompliance. Detected results below the RL but above the MDL were qualified as estimated.

The data for these analyses were reviewed with reference to the USEPA "National Functional Guidelines for Organic Superfund Methods Data Review" (January 2017). The text of this report has been formulated to address only those problem areas affecting data quality.

Leigh A. Ciofani

Tetra Tech
Leigh A. Ciofani
Environmental Scientist/Data Validator

Tetra Tech
Joseph A. Samchuck
Data Validation Manager

Attachments:
Appendix A – Qualified Analytical Results
Appendix B – Results as Reported by the Laboratory
Appendix C – Support Documentation

APPENDIX A

QUALIFIED ANALYTICAL RESULTS

Data Qualifier Definitions

The following definitions provide brief explanations of the validation qualifiers assigned to results in the data review process.

U	The analyte was analyzed for, but was not detected at a level greater than or equal to the level of the adjusted method detection limit for sample and method.
J	The analyte was positively identified and the associated numerical value is the approximate concentration of the analyte in the sample (due either to the quality of the data generated because certain quality control criteria were not met, or the concentration of the analyte was below the reporting limit).
J+	The result is an estimated quantity, but the result may be biased high.
J-	The result is an estimated quantity, but the result may be biased low.
UJ	The analyte was analyzed for, but was not detected. The reported detection limit is approximate and may be inaccurate or imprecise.
R	The sample result (detected) is unusable due to the quality of the data generated because certain criteria were not met. The analyte may or may not be present in the sample.
UR	The sample result (nondetected) is unusable due to the quality of the data generated because certain criteria were not met. The analyte may or may not be present in the sample.

Qualifier Codes:

A = Lab Blank Contamination
B = Field Blank Contamination
C = Calibration Noncompliance (i.e., % RSDs, %Ds, ICVs, CCVs, RRFs, etc.)
C01 = GC/MS Tuning Noncompliance
D = MS/MSD Recovery Noncompliance
E = LCS/LCSD Recovery Noncompliance
F = Lab Duplicate Imprecision
G = Field Duplicate Imprecision
H = Holding Time Exceedance
I = ICP Serial Dilution Noncompliance
J = ICP PDS Recovery Noncompliance; MSA's $r < 0.995$
K = ICP Interference - includes ICS % R Noncompliance
L = Instrument Calibration Range Exceedance
M = Sample Preservation Noncompliance
N = Internal Standard Noncompliance
N01 = Internal Standard Recovery Noncompliance Dioxins
N02 = Recovery Standard Noncompliance Dioxins
N03 = Clean-up Standard Noncompliance Dioxins
O = Poor Instrument Performance (i.e., base-time drifting)
P = Uncertainty near detection limit (< 2 x IDL for inorganics and <CRQL for organics)
Q = Other problems (can encompass a number of issues; i.e.chromatography,interferences, etc.)
R = Surrogates Recovery Noncompliance
S = Pesticide/PCB Resolution
T = % Breakdown Noncompliance for DDT and Endrin
U = RPD between columns/detectors >40% for positive results determined via GC/HPLC
V = Non-linear calibrations; correlation coefficient $r < 0.995$
W = EMPC result
X = Signal to noise response drop
Y = Percent solids <30%
Z = Uncertainty at 2 standard deviations is greater than sample activity
Z1 = Tentatively Identified Compound considered presumptively present
Z2 = Tentatively Identified Compound column bleed
Z3 = Tentatively Identified Compound aldol condensate
Z4 = Sample activity is less than the at uncertainty at 3 standard deviations and greater than the MDC
Z5 = Sample activity is less than the at uncertainty at 3 standard deviations and less than the MDC

PROJ_NO: 08076	NSAMPLE	CPP-SB-1771-00-01			CPP-SB-1772-00-01			CPP-SB-1773-00-01			CPP-SB-1774-00-01		
SDG: 240-87740-1	LAB_ID	240-87740-30			240-87740-32			240-87740-34			240-87740-36		
FRACTION: PCB	SAMP_DATE	11/6/2017			11/6/2017			11/6/2017			11/6/2017		
MEDIA: SOIL	QC_TYPE	NM			NM			NM			NM		
	UNITS	UG/KG			UG/KG			UG/KG			UG/KG		
	PCT_SOLIDS	81.9			88.5			53.3			84.1		
	DUP_OF												
PARAMETER		RESULT	VQL	QLCD	RESULT	VQL	QLCD	RESULT	VQL	QLCD	RESULT	VQL	QLCD
AROCLOR-1016		29	U		27	U		44	U		28	U	
AROCLOR-1221		28	U		26	U		43	U		27	U	
AROCLOR-1232		19	U		18	U		30	U		19	U	
AROCLOR-1242		24	U		22	U		37	U		24	U	
AROCLOR-1248		21	U		19	U		31	U		20	U	
AROCLOR-1254		17	U		16	U		26	U		17	U	
AROCLOR-1260		290	J+	R	26	J	PU	1300			910		
AROCLOR-1262		9.7	U		9	U		15	U		9.5	U	
AROCLOR-1268		24	U		22	U		37	U		24	U	

PROJ_NO: 08076	NSAMPLE	CPP-SB-1775-00-01			CPP-SB-1776-00-01			CPP-SB-1777-00-01			CPP-SB-1778-00-01		
SDG: 240-87740-1	LAB_ID	240-87740-38			240-87740-40			240-87740-42			240-87740-44		
FRACTION: PCB	SAMP_DATE	11/6/2017			11/6/2017			11/6/2017			11/6/2017		
MEDIA: SOIL	QC_TYPE	NM			NM			NM			NM		
	UNITS	UG/KG			UG/KG			UG/KG			UG/KG		
	PCT_SOLIDS	62.8			86.3			79.5			83.1		
	DUP_OF												
PARAMETER		RESULT	VQL	QLCD	RESULT	VQL	QLCD	RESULT	VQL	QLCD	RESULT	VQL	QLCD
AROCLOR-1016		190	U		27	U		29	U		29	U	
AROCLOR-1221		180	U		26	U		28	U		28	U	
AROCLOR-1232		120	U		18	U		19	U		20	U	
AROCLOR-1242		160	U		23	U		24	U		24	U	
AROCLOR-1248		130	U		19	U		21	U		21	U	
AROCLOR-1254		110	U		16	U		17	U		17	U	
AROCLOR-1260		8300			20	U		480	J	D	44	J	P
AROCLOR-1262		62	U		9.1	U		9.7	U		9.8	U	
AROCLOR-1268		160	U		23	U		24	U		24	U	

PROJ_NO: 08076	NSAMPLE	CPP-SB-1779-00-01			D-SB-1764-00-01			D-SB-1765-00-01			D-SB-1766-00-01		
SDG: 240-87740-1	LAB_ID	240-87740-46			240-87740-16			240-87740-18			240-87740-20		
FRACTION: PCB	SAMP_DATE	11/6/2017			11/8/2017			11/6/2017			11/6/2017		
MEDIA: SOIL	QC_TYPE	NM			NM			NM			NM		
	UNITS	UG/KG			UG/KG			UG/KG			UG/KG		
	PCT_SOLIDS	84.2			85.5			78.2			85.9		
	DUP_OF												
PARAMETER		RESULT	VQL	QLCD	RESULT	VQL	QLCD	RESULT	VQL	QLCD	RESULT	VQL	QLCD
AROCLOR-1016		28	U		28	U		31	U		29	U	
AROCLOR-1221		27	U		27	U		30	U		27	U	
AROCLOR-1232		18	U		19	U		21	U		19	U	
AROCLOR-1242		23	U		24	U		26	U		24	U	
AROCLOR-1248		20	U		20	U		22	U		20	U	
AROCLOR-1254		16	U		17	U		18	U		17	U	
AROCLOR-1260		77			31	J	P	260			21	U	
AROCLOR-1262		9.2	U		9.4	U		10	U		9.5	U	
AROCLOR-1268		23	U		24	U		26	U		24	U	

PROJ_NO: 08076	NSAMPLE	D-SB-1767-00-01			D-SB-1768-00-01			D-SB-1769-00-01			D-SB-1770-00-01		
SDG: 240-87740-1	LAB_ID	240-87740-22			240-87740-24			240-87740-26			240-87740-28		
FRACTION: PCB	SAMP_DATE	11/6/2017			11/6/2017			11/6/2017			11/6/2017		
MEDIA: SOIL	QC_TYPE	NM			NM			NM			NM		
	UNITS	UG/KG			UG/KG			UG/KG			UG/KG		
	PCT_SOLIDS	85.1			84.0			84.3			85.4		
	DUP_OF												
PARAMETER		RESULT	VQL	QLCD	RESULT	VQL	QLCD	RESULT	VQL	QLCD	RESULT	VQL	QLCD
AROCLOR-1016		29	U		29	U		29	U		29	U	
AROCLOR-1221		28	U		28	U		28	U		28	U	
AROCLOR-1232		19	U		19	U		19	U		19	U	
AROCLOR-1242		24	U		24	U		24	U		24	U	
AROCLOR-1248		20	U		20	U		21	U		20	U	
AROCLOR-1254		17	U		17	U		17	U		17	U	
AROCLOR-1260		22	U		43	J	P	22	U		22	U	
AROCLOR-1262		9.6	U		9.6	U		9.7	U		9.6	U	
AROCLOR-1268		24	U		24	U		24	U		24	U	

PROJ_NO: 08076	NSAMPLE	E-SB-1783-00-01			E-SB-1784-00-01			E-SB-1785-00-01			E-SB-1786-00-01		
SDG: 240-87740-1	LAB_ID	240-87740-54			240-87740-56			240-87740-58			240-87740-60		
FRACTION: PCB	SAMP_DATE	11/6/2017			11/6/2017			11/6/2017			11/6/2017		
MEDIA: SOIL	QC_TYPE	NM			NM			NM			NM		
	UNITS	UG/KG			UG/KG			UG/KG			UG/KG		
	PCT_SOLIDS	86.3			84.5			85.7			82.7		
	DUP_OF												
PARAMETER		RESULT	VQL	QLCD	RESULT	VQL	QLCD	RESULT	VQL	QLCD	RESULT	VQL	QLCD
AROCLOR-1016		27	U		27	U		28	U		29	U	
AROCLOR-1221		26	U		26	U		27	U		27	U	
AROCLOR-1232		18	U		18	U		19	U		19	U	
AROCLOR-1242		23	U		23	U		23	U		24	U	
AROCLOR-1248		19	U		19	U		20	U		20	U	
AROCLOR-1254		16	U		16	U		190	J	Q	17	U	
AROCLOR-1260		23	J	P	480			21	U		48	J	P
AROCLOR-1262		9.1	U		9	U		9.3	U		9.5	U	
AROCLOR-1268		23	U		23	U		23	U		24	U	

PROJ_NO: 08076	NSAMPLE	E-SB-1787-00-01			E-SB-1788-00-01			E-SB-1789-00-01			E-SB-1790-00-01		
SDG: 240-87740-1	LAB_ID	240-87740-62			240-87740-64			240-87740-66			240-87740-68		
FRACTION: PCB	SAMP_DATE	11/6/2017			11/6/2017			11/6/2017			11/6/2017		
MEDIA: SOIL	QC_TYPE	NM			NM			NM			NM		
	UNITS	UG/KG			UG/KG			UG/KG			UG/KG		
	PCT_SOLIDS	84.2			85.4			88.5			87.5		
	DUP_OF												
PARAMETER		RESULT	VQL	QLCD	RESULT	VQL	QLCD	RESULT	VQL	QLCD	RESULT	VQL	QLCD
AROCLOR-1016		29	U		27	U		27	U		27	U	
AROCLOR-1221		28	U		26	U		26	U		26	U	
AROCLOR-1232		19	U		18	U		18	U		18	U	
AROCLOR-1242		24	U		23	U		22	U		22	U	
AROCLOR-1248		21	U		19	U		19	U		19	U	
AROCLOR-1254		17	U		16	U		16	U		16	U	
AROCLOR-1260		440			20	U		85			20	U	
AROCLOR-1262		9.7	U		9	U		9	U		9	U	
AROCLOR-1268		24	U		23	U		22	U		22	U	

PROJ_NO: 08076	NSAMPLE	G-SB-1756-00-01			G-SB-1757-00-01			G-SB-1758-00-01			G-SB-1759-00-01		
SDG: 240-87740-1	LAB_ID	240-87740-1			240-87740-3			240-87740-5			240-87740-7		
FRACTION: PCB	SAMP_DATE	11/7/2017			11/7/2017			11/7/2017			11/8/2017		
MEDIA: SOIL	QC_TYPE	NM			NM			NM			NM		
	UNITS	UG/KG			UG/KG			UG/KG			UG/KG		
	PCT_SOLIDS	85.1			88.0			88.7			84.2		
	DUP_OF												
PARAMETER		RESULT	VQL	QLCD	RESULT	VQL	QLCD	RESULT	VQL	QLCD	RESULT	VQL	QLCD
AROCLOR-1016		28	U		28	U		28	U		28	U	
AROCLOR-1221		27	U		27	U		27	U		27	U	
AROCLOR-1232		19	U		19	U		19	U		19	U	
AROCLOR-1242		23	U		23	U		23	U		24	U	
AROCLOR-1248		20	U		20	U		20	U		20	U	
AROCLOR-1254		1500	J	L	16	U		16	U		17	U	
AROCLOR-1260		21	U		21	U		21	U		21	U	
AROCLOR-1262		9.4	U		9.3	U		9.3	U		9.5	U	
AROCLOR-1268		23	U		23	U		23	U		24	U	

PROJ_NO: 08076	NSAMPLE	G-SB-1760-00-01			G-SB-1761-00-01			G-SB-1762-00-01			G-SB-1763-00-01		
SDG: 240-87740-1	LAB_ID	240-87740-9			240-87740-11			240-87740-13			240-87740-15		
FRACTION: PCB	SAMP_DATE	11/8/2017			11/8/2017			11/8/2017			11/8/2017		
MEDIA: SOIL	QC_TYPE	NM			NM			NM			NM		
	UNITS	UG/KG			UG/KG			UG/KG			UG/KG		
	PCT_SOLIDS	78.5			82.7			87.0			81.1		
	DUP_OF												
PARAMETER		RESULT	VQL	QLCD	RESULT	VQL	QLCD	RESULT	VQL	QLCD	RESULT	VQL	QLCD
AROCLOR-1016		30	U		28	U		28	U		150	U	
AROCLOR-1221		29	U		27	U		27	U		150	U	
AROCLOR-1232		20	U		19	U		19	U		100	U	
AROCLOR-1242		25	U		23	U		23	U		130	U	
AROCLOR-1248		21	U		20	U		20	U		110	U	
AROCLOR-1254		18	U		16	U		16	U		89	U	
AROCLOR-1260		23	U		21	U		130			1300		
AROCLOR-1262		10	U		9.4	U		9.3	U		51	U	
AROCLOR-1268		25	U		23	U		23	U		130	U	

PROJ_NO: 08076	NSAMPLE	G-SB-1794-00-01			G-SB-1795-00-01			G-SB-1796-00-01			G-SB-1797-00-01		
SDG: 240-87740-1	LAB_ID	240-87740-76			240-87740-78			240-87740-80			240-87740-82		
FRACTION: PCB	SAMP_DATE	11/8/2017			11/8/2017			11/8/2017			11/7/2017		
MEDIA: SOIL	QC_TYPE	NM			NM			NM			NM		
	UNITS	UG/KG			UG/KG			UG/KG			UG/KG		
	PCT_SOLIDS	85.5			85.3			84.4			85.1		
	DUP_OF												
PARAMETER		RESULT	VQL	QLCD	RESULT	VQL	QLCD	RESULT	VQL	QLCD	RESULT	VQL	QLCD
AROCLOR-1016		27	U		28	U		27	U		28	U	
AROCLOR-1221		26	U		27	U		26	U		26	U	
AROCLOR-1232		18	U		19	U		18	U		18	U	
AROCLOR-1242		22	U		23	U		23	U		23	U	
AROCLOR-1248		19	U		20	U		19	U		19	U	
AROCLOR-1254		16	U		16	U		16	U		16	U	
AROCLOR-1260		20	U		21	U		21	U		21	U	
AROCLOR-1262		9	U		29	J	P	9.2	U		9.2	U	
AROCLOR-1268		22	U		23	U		23	U		23	U	

PROJ_NO: 08076	NSAMPLE	G-SB-1798-00-01			G-SB-1799-00-01			G-SB-1800-00-01			G-SB-1801-00-01		
SDG: 240-87740-1	LAB_ID	240-87740-84			240-87740-86			240-87740-88			240-87740-90		
FRACTION: PCB	SAMP_DATE	11/7/2017			11/7/2017			11/7/2017			11/7/2017		
MEDIA: SOIL	QC_TYPE	NM			NM			NM			NM		
	UNITS	UG/KG			UG/KG			UG/KG			UG/KG		
	PCT_SOLIDS	82.4			87.0			86.4			86.2		
	DUP_OF												
PARAMETER		RESULT	VQL	QLCD	RESULT	VQL	QLCD	RESULT	VQL	QLCD	RESULT	VQL	QLCD
AROCLOR-1016		29	U		28	U		27	U		27	U	
AROCLOR-1221		28	U		27	U		26	U		26	U	
AROCLOR-1232		19	U		19	U		18	U		18	U	
AROCLOR-1242		24	U		24	U		23	U		22	U	
AROCLOR-1248		20	U		20	U		19	U		19	U	
AROCLOR-1254		17	U		17	U		56	J	P	16	U	
AROCLOR-1260		22	U		21	U		20	U		20	U	
AROCLOR-1262		9.6	U		9.5	U		9	U		8.9	U	
AROCLOR-1268		24	U		24	U		23	U		22	U	

PROJ_NO: 08076	NSAMPLE	G-SB-1802-00-01			G-SB-1803-00-01			G-SB-1804-00-01			G-SB-1805-00-01		
SDG: 240-87740-1	LAB_ID	240-87740-92			240-87740-94			240-87740-96			240-87740-98		
FRACTION: PCB	SAMP_DATE	11/7/2017			11/7/2017			11/7/2017			11/7/2017		
MEDIA: SOIL	QC_TYPE	NM			NM			NM			NM		
	UNITS	UG/KG			UG/KG			UG/KG			UG/KG		
	PCT_SOLIDS	86.3			86.5			85.9			87.1		
	DUP_OF												
PARAMETER		RESULT	VQL	QLCD	RESULT	VQL	QLCD	RESULT	VQL	QLCD	RESULT	VQL	QLCD
AROCLOR-1016		27	U		28	U		28	U		28	U	
AROCLOR-1221		26	U		27	U		27	U		26	U	
AROCLOR-1232		18	U		19	U		19	U		18	U	
AROCLOR-1242		22	U		24	U		24	U		23	U	
AROCLOR-1248		19	U		20	U		20	U		20	U	
AROCLOR-1254		16	U		17	U		17	U		16	U	
AROCLOR-1260		20	U		21	U		21	U		21	U	
AROCLOR-1262		8.9	U		14	J	P	9.5	U		9.2	U	
AROCLOR-1268		22	U		24	U		24	U		23	U	

PROJ_NO: 08076	NSAMPLE	G-SB-1806-00-01			G-SB-1807-00-01			G-SB-1808-00-01			G-SB-1809-00-01		
SDG: 240-87740-1	LAB_ID	240-87740-100			240-87740-102			240-87740-104			240-87740-106		
FRACTION: PCB	SAMP_DATE	11/7/2017			11/7/2017			11/7/2017			11/8/2017		
MEDIA: SOIL	QC_TYPE	NM			NM			NM			NM		
	UNITS	UG/KG			UG/KG			UG/KG			UG/KG		
	PCT_SOLIDS	85.0			86.0			84.0			85.1		
	DUP_OF												
PARAMETER		RESULT	VQL	QLCD	RESULT	VQL	QLCD	RESULT	VQL	QLCD	RESULT	VQL	QLCD
AROCLOR-1016		28	U		27	U		29	U		29	U	
AROCLOR-1221		27	U		26	U		28	U		28	U	
AROCLOR-1232		19	U		18	U		20	U		19	U	
AROCLOR-1242		24	U		23	U		25	U		24	U	
AROCLOR-1248		20	U		19	U		21	U		20	U	
AROCLOR-1254		16	U		16	U		17	U		17	U	
AROCLOR-1260		21	U		21	U		22	U		22	U	
AROCLOR-1262		30	J	P	9.1	U		41	J	P	9.6	U	
AROCLOR-1268		24	U		23	U		25	U		24	U	

PROJ_NO: 08076	NSAMPLE	G-SB-1810-00-01			G-SB-1811-00-01			G-SB-1812-00-01			G-SB-1813-00-01		
SDG: 240-87740-1	LAB_ID	240-87740-108			240-87740-110			240-87740-112			240-87740-114		
FRACTION: PCB	SAMP_DATE	11/8/2017			11/8/2017			11/8/2017			11/8/2017		
MEDIA: SOIL	QC_TYPE	NM			NM			NM			NM		
	UNITS	UG/KG			UG/KG			UG/KG			UG/KG		
	PCT_SOLIDS	83.2			80.8			84.7			87.5		
	DUP_OF												
PARAMETER		RESULT	VQL	QLCD	RESULT	VQL	QLCD	RESULT	VQL	QLCD	RESULT	VQL	QLCD
AROCLOR-1016		29	U		29	U		140	U		27	U	
AROCLOR-1221		28	U		28	U		130	U		26	U	
AROCLOR-1232		20	U		20	U		93	U		18	U	
AROCLOR-1242		25	U		25	U		120	U		22	U	
AROCLOR-1248		21	U		21	U		99	U		19	U	
AROCLOR-1254		17	U		17	U		81	U		16	U	
AROCLOR-1260		22	U		22	U		100	U		20	U	
AROCLOR-1262		72			86			46	U		8.9	U	
AROCLOR-1268		25	U		25	U		120	U		22	U	

PROJ_NO: 08076	NSAMPLE	G-SB-1814-00-01			G-SB-1815-00-01			G-SB-1816-00-01			G-SB-1817-00-01		
SDG: 240-87740-1	LAB_ID	240-87740-116			240-87740-118			240-87740-120			240-87740-122		
FRACTION: PCB	SAMP_DATE	11/8/2017			11/8/2017			11/8/2017			11/8/2017		
MEDIA: SOIL	QC_TYPE	NM			NM			NM			NM		
	UNITS	UG/KG			UG/KG			UG/KG			UG/KG		
	PCT_SOLIDS	77.1			84.9			78.8			83.1		
	DUP_OF												
PARAMETER		RESULT	VQL	QLCD	RESULT	VQL	QLCD	RESULT	VQL	QLCD	RESULT	VQL	QLCD
AROCLOR-1016		32	U		27	U		30	U		29	U	
AROCLOR-1221		31	U		26	U		29	U		28	U	
AROCLOR-1232		21	U		18	U		20	U		19	U	
AROCLOR-1242		27	U		23	U		25	U		24	U	
AROCLOR-1248		23	U		19	U		21	U		21	U	
AROCLOR-1254		19	U		16	U		17	U		17	U	
AROCLOR-1260		140			46	J	P	27	J	PU	150		
AROCLOR-1262		11	U		9	U		9.9	U		9.7	U	
AROCLOR-1268		27	U		23	U		25	U		24	U	

PROJ_NO: 08076	NSAMPLE	H-SB-1791-00-01			H-SB-1792-00-01			H-SB-1793-00-01			I-SB-1780-00-01		
SDG: 240-87740-1	LAB_ID	240-87740-70			240-87740-72			240-87740-74			240-87740-48		
FRACTION: PCB	SAMP_DATE	11/7/2017			11/7/2017			11/7/2017			11/7/2017		
MEDIA: SOIL	QC_TYPE	NM			NM			NM			NM		
	UNITS	UG/KG			UG/KG			UG/KG			UG/KG		
	PCT_SOLIDS	83.7			70.7			82.8			88.8		
	DUP_OF												
PARAMETER		RESULT	VQL	QLCD	RESULT	VQL	QLCD	RESULT	VQL	QLCD	RESULT	VQL	QLCD
AROCLOR-1016		56	U		340	U		57	U		27	U	
AROCLOR-1221		54	U		330	U		55	U		26	U	
AROCLOR-1232		37	U		230	U		38	U		18	U	
AROCLOR-1242		47	U		280	U		47	U		23	U	
AROCLOR-1248		40	U		240	U		40	U		19	U	
AROCLOR-1254		33	U		200	U		33	U		16	U	
AROCLOR-1260		64	J	P	570	J	P	110	J	P	71		
AROCLOR-1262		19	U		110	U		19	U		9.1	U	
AROCLOR-1268		47	U		280	U		47	U		23	U	

PROJ_NO: 08076	NSAMPLE	I-SB-1781-00-01			I-SB-1782-00-01		
SDG: 240-87740-1	LAB_ID	240-87740-50			240-87740-52		
FRACTION: PCB	SAMP_DATE	11/7/2017			11/7/2017		
MEDIA: SOIL	QC_TYPE	NM			NM		
	UNITS	UG/KG			UG/KG		
	PCT_SOLIDS	78.9			72.9		
	DUP_OF						
PARAMETER		RESULT	VQL	QLCD	RESULT	VQL	QLCD
AROCLOR-1016		30	U		65	U	
AROCLOR-1221		29	U		62	U	
AROCLOR-1232		20	U		43	U	
AROCLOR-1242		25	U		54	U	
AROCLOR-1248		21	U		46	U	
AROCLOR-1254		18	U		38	U	
AROCLOR-1260		72			97	J	P
AROCLOR-1262		10	U		22	U	
AROCLOR-1268		25	U		54	U	

APPENDIX B

RESULTS AS REPORTED BY THE LABORATORY

FORM I
PCBS ORGANICS ANALYSIS DATA SHEET

Lab Name: TestAmerica Canton | Job No.: 240-87740-1

SDG No.:

Client Sample ID: CPP-SB-1771-00-01 | Lab Sample ID: 240-87740-30

Matrix: Solid | Lab File ID: P12111557.D

Analysis Method: 8082A | Date Collected: 11/06/2017 15:00

Extraction Method: 3540C | Date Extracted: 11/14/2017 08:32

Sample wt/vol: 10.03(g) | Date Analyzed: 11/16/2017 01:32

Con. Extract Vol.: 10(mL) | Dilution Factor: 1

Injection Volume: 1(uL) | GC Column: CLP-1 (0.53mm) ID: 0.53(mm)

% Moisture: 18.1 | GPC Cleanup:(Y/N) N

Analysis Batch No.: 303663 | Units: ug/Kg

CAS NO.	COMPOUND NAME	RESULT	Q	RL	MDL
12674-11-2	Aroclor-1016	29	U	61	29
11104-28-2	Aroclor-1221	28	U	61	28
11141-16-5	Aroclor-1232	19	U	61	19
53469-21-9	Aroclor-1242	24	U	61	24
12672-29-6	Aroclor-1248	21	U	61	21
11097-69-1	Aroclor-1254	17	U	61	17
11096-82-5	Aroclor-1260	290		61	22
37324-23-5	Aroclor-1262	9.7	U	61	9.7
11100-14-4	Aroclor-1268	24	U	61	24

CAS NO.	SURROGATE	%REC	Q	LIMITS
877-09-8	Tetrachloro-m-xylene	81		14-128
2051-24-3	DCB Decachlorobiphenyl	134	X	10-132

FORM I
PCBS ORGANICS ANALYSIS DATA SHEET

Lab Name: TestAmerica Canton | Job No.: 240-87740-1

SDG No.:

Client Sample ID: CPP-SB-1772-00-01 | Lab Sample ID: 240-87740-32

Matrix: Solid | Lab File ID: P12111558.D

Analysis Method: 8082A | Date Collected: 11/06/2017 15:10

Extraction Method: 3540C | Date Extracted: 11/14/2017 08:32

Sample wt/vol: 10.10(g) | Date Analyzed: 11/16/2017 01:49

Con. Extract Vol.: 10(mL) | Dilution Factor: 1

Injection Volume: 1(uL) | GC Column: CLP-1 (0.53mm) ID: 0.53(mm)

% Moisture: 11.5 | GPC Cleanup:(Y/N) N

Analysis Batch No.: 303663 | Units: ug/Kg

CAS NO.	COMPOUND NAME	RESULT	Q	RL	MDL
12674-11-2	Aroclor-1016	27	U	56	27
11104-28-2	Aroclor-1221	26	U	56	26
11141-16-5	Aroclor-1232	18	U	56	18
53469-21-9	Aroclor-1242	22	U	56	22
12672-29-6	Aroclor-1248	19	U	56	19
11097-69-1	Aroclor-1254	16	U	56	16
11096-82-5	Aroclor-1260	26	J	56	20
37324-23-5	Aroclor-1262	9.0	U	56	9.0
11100-14-4	Aroclor-1268	22	U	56	22

CAS NO.	SURROGATE	%REC	Q	LIMITS
877-09-8	Tetrachloro-m-xylene	77		14-128
2051-24-3	DCB Decachlorobiphenyl	99		10-132

FORM I
PCBS ORGANICS ANALYSIS DATA SHEET

Lab Name: TestAmerica Canton | Job No.: 240-87740-1

SDG No.:

Client Sample ID: CPP-SB-1773-00-01 | Lab Sample ID: 240-87740-34

Matrix: Solid | Lab File ID: P12111559.D

Analysis Method: 8082A | Date Collected: 11/06/2017 15:20

Extraction Method: 3540C | Date Extracted: 11/14/2017 08:32

Sample wt/vol: 10.13(g) | Date Analyzed: 11/16/2017 02:07

Con. Extract Vol.: 10(mL) | Dilution Factor: 1

Injection Volume: 1(uL) | GC Column: CLP-1 (0.53mm) ID: 0.53(mm)

% Moisture: 46.7 | GPC Cleanup:(Y/N) N

Analysis Batch No.: 303663 | Units: ug/Kg

CAS NO.	COMPOUND NAME	RESULT	Q	RL	MDL
12674-11-2	Aroclor-1016	44	U	93	44
11104-28-2	Aroclor-1221	43	U	93	43
11141-16-5	Aroclor-1232	30	U	93	30
53469-21-9	Aroclor-1242	37	U	93	37
12672-29-6	Aroclor-1248	31	U	93	31
11097-69-1	Aroclor-1254	26	U	93	26
11096-82-5	Aroclor-1260	1300		93	33
37324-23-5	Aroclor-1262	15	U	93	15
11100-14-4	Aroclor-1268	37	U	93	37

CAS NO.	SURROGATE	%REC	Q	LIMITS
877-09-8	Tetrachloro-m-xylene	74		14-128
2051-24-3	DCB Decachlorobiphenyl	77		10-132

FORM I
PCBS ORGANICS ANALYSIS DATA SHEET

Lab Name: TestAmerica Canton | Job No.: 240-87740-1

SDG No.:

Client Sample ID: CPP-SB-1774-00-01 | Lab Sample ID: 240-87740-36

Matrix: Solid | Lab File ID: P12111563.D

Analysis Method: 8082A | Date Collected: 11/06/2017 13:45

Extraction Method: 3540C | Date Extracted: 11/14/2017 08:32

Sample wt/vol: 10.01(g) | Date Analyzed: 11/16/2017 03:18

Con. Extract Vol.: 10(mL) | Dilution Factor: 1

Injection Volume: 1(uL) | GC Column: CLP-1 (0.53mm) ID: 0.53(mm)

% Moisture: 15.9 | GPC Cleanup:(Y/N) N

Analysis Batch No.: 303663 | Units: ug/Kg

CAS NO.	COMPOUND NAME	RESULT	Q	RL	MDL
12674-11-2	Aroclor-1016	28	U	59	28
11104-28-2	Aroclor-1221	27	U	59	27
11141-16-5	Aroclor-1232	19	U	59	19
53469-21-9	Aroclor-1242	24	U	59	24
12672-29-6	Aroclor-1248	20	U	59	20
11097-69-1	Aroclor-1254	17	U	59	17
11096-82-5	Aroclor-1260	910		59	21
37324-23-5	Aroclor-1262	9.5	U	59	9.5
11100-14-4	Aroclor-1268	24	U	59	24

CAS NO.	SURROGATE	%REC	Q	LIMITS
877-09-8	Tetrachloro-m-xylene	73		14-128
2051-24-3	DCB Decachlorobiphenyl	85		10-132

FORM I
PCBS ORGANICS ANALYSIS DATA SHEET

Lab Name: TestAmerica Canton | Job No.: 240-87740-1

SDG No.:

Client Sample ID: CPP-SB-1775-00-01 | Lab Sample ID: 240-87740-38

Matrix: Solid | Lab File ID: P12111564.D

Analysis Method: 8082A | Date Collected: 11/06/2017 13:55

Extraction Method: 3540C | Date Extracted: 11/14/2017 08:32

Sample wt/vol: 10.21(g) | Date Analyzed: 11/16/2017 03:35

Con. Extract Vol.: 10(mL) | Dilution Factor: 5

Injection Volume: 1(uL) | GC Column: CLP-1 (0.53mm) ID: 0.53(mm)

% Moisture: 37.2 | GPC Cleanup:(Y/N) N

Analysis Batch No.: 303663 | Units: ug/Kg

CAS NO.	COMPOUND NAME	RESULT	Q	RL	MDL
12674-11-2	Aroclor-1016	190	U	390	190
11104-28-2	Aroclor-1221	180	U	390	180
11141-16-5	Aroclor-1232	120	U	390	120
53469-21-9	Aroclor-1242	160	U	390	160
12672-29-6	Aroclor-1248	130	U	390	130
11097-69-1	Aroclor-1254	110	U	390	110
11096-82-5	Aroclor-1260	8300		390	140
37324-23-5	Aroclor-1262	62	U	390	62
11100-14-4	Aroclor-1268	160	U	390	160

CAS NO.	SURROGATE	%REC	Q	LIMITS
877-09-8	Tetrachloro-m-xylene	93		14-128
2051-24-3	DCB Decachlorobiphenyl	132		10-132

FORM I
PCBS ORGANICS ANALYSIS DATA SHEET

Lab Name: TestAmerica Canton | Job No.: 240-87740-1

SDG No.:

Client Sample ID: CPP-SB-1776-00-01 | Lab Sample ID: 240-87740-40

Matrix: Solid | Lab File ID: P12111565.D

Analysis Method: 8082A | Date Collected: 11/06/2017 14:05

Extraction Method: 3540C | Date Extracted: 11/14/2017 08:32

Sample wt/vol: 10.19(g) | Date Analyzed: 11/16/2017 03:53

Con. Extract Vol.: 10(mL) | Dilution Factor: 1

Injection Volume: 1(uL) | GC Column: CLP-1 (0.53mm) ID: 0.53(mm)

% Moisture: 13.7 | GPC Cleanup:(Y/N) N

Analysis Batch No.: 303663 | Units: ug/Kg

CAS NO.	COMPOUND NAME	RESULT	Q	RL	MDL
12674-11-2	Aroclor-1016	27	U	57	27
11104-28-2	Aroclor-1221	26	U	57	26
11141-16-5	Aroclor-1232	18	U	57	18
53469-21-9	Aroclor-1242	23	U	57	23
12672-29-6	Aroclor-1248	19	U	57	19
11097-69-1	Aroclor-1254	16	U	57	16
11096-82-5	Aroclor-1260	20	U	57	20
37324-23-5	Aroclor-1262	9.1	U	57	9.1
11100-14-4	Aroclor-1268	23	U	57	23

CAS NO.	SURROGATE	%REC	Q	LIMITS
877-09-8	Tetrachloro-m-xylene	71		14-128
2051-24-3	DCB Decachlorobiphenyl	88		10-132

FORM I
PCBS ORGANICS ANALYSIS DATA SHEET

Lab Name: TestAmerica Canton | Job No.: 240-87740-1

SDG No.:

Client Sample ID: CPP-SB-1777-00-01 | Lab Sample ID: 240-87740-42

Matrix: Solid | Lab File ID: P12111566.D

Analysis Method: 8082A | Date Collected: 11/06/2017 13:05

Extraction Method: 3540C | Date Extracted: 11/14/2017 08:32

Sample wt/vol: 10.33(g) | Date Analyzed: 11/16/2017 04:11

Con. Extract Vol.: 10(mL) | Dilution Factor: 1

Injection Volume: 1(uL) | GC Column: CLP-1 (0.53mm) ID: 0.53(mm)

% Moisture: 20.5 | GPC Cleanup:(Y/N) N

Analysis Batch No.: 303663 | Units: ug/Kg

CAS NO.	COMPOUND NAME	RESULT	Q	RL	MDL
12674-11-2	Aroclor-1016	29	U	61	29
11104-28-2	Aroclor-1221	28	U	61	28
11141-16-5	Aroclor-1232	19	U	61	19
53469-21-9	Aroclor-1242	24	U	61	24
12672-29-6	Aroclor-1248	21	U	61	21
11097-69-1	Aroclor-1254	17	U	61	17
11096-82-5	Aroclor-1260	480	F2	61	22
37324-23-5	Aroclor-1262	9.7	U	61	9.7
11100-14-4	Aroclor-1268	24	U	61	24

CAS NO.	SURROGATE	%REC	Q	LIMITS
877-09-8	Tetrachloro-m-xylene	72		14-128
2051-24-3	DCB Decachlorobiphenyl	85		10-132

FORM I
PCBS ORGANICS ANALYSIS DATA SHEET

Lab Name: TestAmerica Canton | Job No.: 240-87740-1

SDG No.:

Client Sample ID: CPP-SB-1778-00-01 | Lab Sample ID: 240-87740-44

Matrix: Solid | Lab File ID: P12111610.D

Analysis Method: 8082A | Date Collected: 11/06/2017 13:15

Extraction Method: 3540C | Date Extracted: 11/14/2017 09:10

Sample wt/vol: 9.86(g) | Date Analyzed: 11/16/2017 11:22

Con. Extract Vol.: 10(mL) | Dilution Factor: 1

Injection Volume: 1(uL) | GC Column: CLP-1 (0.53mm) ID: 0.53(mm)

% Moisture: 16.9 | GPC Cleanup:(Y/N) N

Analysis Batch No.: 303724 | Units: ug/Kg

CAS NO.	COMPOUND NAME	RESULT	Q	RL	MDL
12674-11-2	Aroclor-1016	29	U	61	29
11104-28-2	Aroclor-1221	28	U	61	28
11141-16-5	Aroclor-1232	20	U	61	20
53469-21-9	Aroclor-1242	24	U	61	24
12672-29-6	Aroclor-1248	21	U	61	21
11097-69-1	Aroclor-1254	17	U	61	17
11096-82-5	Aroclor-1260	44	J	61	22
37324-23-5	Aroclor-1262	9.8	U	61	9.8
11100-14-4	Aroclor-1268	24	U	61	24

CAS NO.	SURROGATE	%REC	Q	LIMITS
877-09-8	Tetrachloro-m-xylene	78		14-128
2051-24-3	DCB Decachlorobiphenyl	87		10-132

FORM I
PCBS ORGANICS ANALYSIS DATA SHEET

Lab Name: TestAmerica Canton | Job No.: 240-87740-1

SDG No.:

Client Sample ID: CPP-SB-1779-00-01 | Lab Sample ID: 240-87740-46

Matrix: Solid | Lab File ID: P12111611.D

Analysis Method: 8082A | Date Collected: 11/06/2017 13:25

Extraction Method: 3540C | Date Extracted: 11/14/2017 09:10

Sample wt/vol: 10.29(g) | Date Analyzed: 11/16/2017 11:40

Con. Extract Vol.: 10(mL) | Dilution Factor: 1

Injection Volume: 1(uL) | GC Column: CLP-1 (0.53mm) ID: 0.53(mm)

% Moisture: 15.8 | GPC Cleanup:(Y/N) N

Analysis Batch No.: 303724 | Units: ug/Kg

CAS NO.	COMPOUND NAME	RESULT	Q	RL	MDL
12674-11-2	Aroclor-1016	28	U	58	28
11104-28-2	Aroclor-1221	27	U	58	27
11141-16-5	Aroclor-1232	18	U	58	18
53469-21-9	Aroclor-1242	23	U	58	23
12672-29-6	Aroclor-1248	20	U	58	20
11097-69-1	Aroclor-1254	16	U	58	16
11096-82-5	Aroclor-1260	77		58	21
37324-23-5	Aroclor-1262	9.2	U	58	9.2
11100-14-4	Aroclor-1268	23	U	58	23

CAS NO.	SURROGATE	%REC	Q	LIMITS
877-09-8	Tetrachloro-m-xylene	88		14-128
2051-24-3	DCB Decachlorobiphenyl	100		10-132

FORM I
PCBS ORGANICS ANALYSIS DATA SHEET

Lab Name: TestAmerica Canton | Job No.: 240-87740-1

SDG No.:

Client Sample ID: D-SB-1764-00-01 | Lab Sample ID: 240-87740-16

Matrix: Solid | Lab File ID: P12111550.D

Analysis Method: 8082A | Date Collected: 11/08/2017 10:18

Extraction Method: 3540C | Date Extracted: 11/14/2017 08:32

Sample wt/vol: 9.91(g) | Date Analyzed: 11/15/2017 23:28

Con. Extract Vol.: 10(mL) | Dilution Factor: 1

Injection Volume: 1(uL) | GC Column: CLP-1 (0.53mm) ID: 0.53(mm)

% Moisture: 14.5 | GPC Cleanup:(Y/N) N

Analysis Batch No.: 303663 | Units: ug/Kg

CAS NO.	COMPOUND NAME	RESULT	Q	RL	MDL
12674-11-2	Aroclor-1016	28	U	59	28
11104-28-2	Aroclor-1221	27	U	59	27
11141-16-5	Aroclor-1232	19	U	59	19
53469-21-9	Aroclor-1242	24	U	59	24
12672-29-6	Aroclor-1248	20	U	59	20
11097-69-1	Aroclor-1254	17	U	59	17
11096-82-5	Aroclor-1260	31	J	59	21
37324-23-5	Aroclor-1262	9.4	U	59	9.4
11100-14-4	Aroclor-1268	24	U	59	24

CAS NO.	SURROGATE	%REC	Q	LIMITS
877-09-8	Tetrachloro-m-xylene	77		14-128
2051-24-3	DCB Decachlorobiphenyl	81		10-132

FORM I
PCBS ORGANICS ANALYSIS DATA SHEET

Lab Name: TestAmerica Canton | Job No.: 240-87740-1

SDG No.:

Client Sample ID: D-SB-1765-00-01 | Lab Sample ID: 240-87740-18

Matrix: Solid | Lab File ID: P12111551.D

Analysis Method: 8082A | Date Collected: 11/06/2017 09:24

Extraction Method: 3540C | Date Extracted: 11/14/2017 08:32

Sample wt/vol: 9.79(g) | Date Analyzed: 11/15/2017 23:45

Con. Extract Vol.: 10(mL) | Dilution Factor: 1

Injection Volume: 1(uL) | GC Column: CLP-1 (0.53mm) ID: 0.53(mm)

% Moisture: 21.8 | GPC Cleanup:(Y/N) N

Analysis Batch No.: 303663 | Units: ug/Kg

CAS NO.	COMPOUND NAME	RESULT	Q	RL	MDL
12674-11-2	Aroclor-1016	31	U	65	31
11104-28-2	Aroclor-1221	30	U	65	30
11141-16-5	Aroclor-1232	21	U	65	21
53469-21-9	Aroclor-1242	26	U	65	26
12672-29-6	Aroclor-1248	22	U	65	22
11097-69-1	Aroclor-1254	18	U	65	18
11096-82-5	Aroclor-1260	260		65	24
37324-23-5	Aroclor-1262	10	U	65	10
11100-14-4	Aroclor-1268	26	U	65	26

CAS NO.	SURROGATE	%REC	Q	LIMITS
877-09-8	Tetrachloro-m-xylene	77		14-128
2051-24-3	DCB Decachlorobiphenyl	104		10-132

FORM I
PCBS ORGANICS ANALYSIS DATA SHEET

Lab Name: TestAmerica Canton | Job No.: 240-87740-1

SDG No.:

Client Sample ID: D-SB-1766-00-01 | Lab Sample ID: 240-87740-20

Matrix: Solid | Lab File ID: P10111724.D

Analysis Method: 8082A | Date Collected: 11/06/2017 09:35

Extraction Method: 3540C | Date Extracted: 11/14/2017 08:32

Sample wt/vol: 9.80(g) | Date Analyzed: 11/17/2017 21:49

Con. Extract Vol.: 10(mL) | Dilution Factor: 1

Injection Volume: 1(uL) | GC Column: CLP-1 (0.53mm) ID: 0.53(mm)

% Moisture: 14.1 | GPC Cleanup:(Y/N) N

Analysis Batch No.: 304093 | Units: ug/Kg

CAS NO.	COMPOUND NAME	RESULT	Q	RL	MDL
12674-11-2	Aroclor-1016	29	U	59	29
11104-28-2	Aroclor-1221	27	U	59	27
11141-16-5	Aroclor-1232	19	U	59	19
53469-21-9	Aroclor-1242	24	U	59	24
12672-29-6	Aroclor-1248	20	U	59	20
11097-69-1	Aroclor-1254	17	U	59	17
11096-82-5	Aroclor-1260	21	U	59	21
37324-23-5	Aroclor-1262	9.5	U	59	9.5
11100-14-4	Aroclor-1268	24	U	59	24

CAS NO.	SURROGATE	%REC	Q	LIMITS
877-09-8	Tetrachloro-m-xylene	84		14-128
2051-24-3	DCB Decachlorobiphenyl	67		10-132

FORM I
PCBS ORGANICS ANALYSIS DATA SHEET

Lab Name: TestAmerica Canton | Job No.: 240-87740-1

SDG No.:

Client Sample ID: D-SB-1767-00-01 | Lab Sample ID: 240-87740-22

Matrix: Solid | Lab File ID: P12111553.D

Analysis Method: 8082A | Date Collected: 11/06/2017 09:45

Extraction Method: 3540C | Date Extracted: 11/14/2017 08:32

Sample wt/vol: 9.82(g) | Date Analyzed: 11/16/2017 00:21

Con. Extract Vol.: 10(mL) | Dilution Factor: 1

Injection Volume: 1(uL) | GC Column: CLP-1 (0.53mm) ID: 0.53(mm)

% Moisture: 14.9 | GPC Cleanup:(Y/N) N

Analysis Batch No.: 303663 | Units: ug/Kg

CAS NO.	COMPOUND NAME	RESULT	Q	RL	MDL
12674-11-2	Aroclor-1016	29	U	60	29
11104-28-2	Aroclor-1221	28	U	60	28
11141-16-5	Aroclor-1232	19	U	60	19
53469-21-9	Aroclor-1242	24	U	60	24
12672-29-6	Aroclor-1248	20	U	60	20
11097-69-1	Aroclor-1254	17	U	60	17
11096-82-5	Aroclor-1260	22	U	60	22
37324-23-5	Aroclor-1262	9.6	U	60	9.6
11100-14-4	Aroclor-1268	24	U	60	24

CAS NO.	SURROGATE	%REC	Q	LIMITS
877-09-8	Tetrachloro-m-xylene	72		14-128
2051-24-3	DCB Decachlorobiphenyl	79		10-132

FORM I
PCBS ORGANICS ANALYSIS DATA SHEET

Lab Name: TestAmerica Canton | Job No.: 240-87740-1

SDG No.:

Client Sample ID: D-SB-1768-00-01 | Lab Sample ID: 240-87740-24

Matrix: Solid | Lab File ID: P12111554.D

Analysis Method: 8082A | Date Collected: 11/06/2017 10:00

Extraction Method: 3540C | Date Extracted: 11/14/2017 08:32

Sample wt/vol: 9.91(g) | Date Analyzed: 11/16/2017 00:38

Con. Extract Vol.: 10(mL) | Dilution Factor: 1

Injection Volume: 1(uL) | GC Column: CLP-1 (0.53mm) ID: 0.53(mm)

% Moisture: 16.0 | GPC Cleanup:(Y/N) N

Analysis Batch No.: 303663 | Units: ug/Kg

CAS NO.	COMPOUND NAME	RESULT	Q	RL	MDL
12674-11-2	Aroclor-1016	29	U	60	29
11104-28-2	Aroclor-1221	28	U	60	28
11141-16-5	Aroclor-1232	19	U	60	19
53469-21-9	Aroclor-1242	24	U	60	24
12672-29-6	Aroclor-1248	20	U	60	20
11097-69-1	Aroclor-1254	17	U	60	17
11096-82-5	Aroclor-1260	43	J	60	22
37324-23-5	Aroclor-1262	9.6	U	60	9.6
11100-14-4	Aroclor-1268	24	U	60	24

CAS NO.	SURROGATE	%REC	Q	LIMITS
877-09-8	Tetrachloro-m-xylene	72		14-128
2051-24-3	DCB Decachlorobiphenyl	77		10-132

FORM I
PCBS ORGANICS ANALYSIS DATA SHEET

Lab Name: TestAmerica Canton | Job No.: 240-87740-1

SDG No.:

Client Sample ID: D-SB-1769-00-01 | Lab Sample ID: 240-87740-26

Matrix: Solid | Lab File ID: P12111555.D

Analysis Method: 8082A | Date Collected: 11/06/2017 10:10

Extraction Method: 3540C | Date Extracted: 11/14/2017 08:32

Sample wt/vol: 9.80(g) | Date Analyzed: 11/16/2017 00:56

Con. Extract Vol.: 10(mL) | Dilution Factor: 1

Injection Volume: 1(uL) | GC Column: CLP-1 (0.53mm) ID: 0.53(mm)

% Moisture: 15.7 | GPC Cleanup:(Y/N) N

Analysis Batch No.: 303663 | Units: ug/Kg

CAS NO.	COMPOUND NAME	RESULT	Q	RL	MDL
12674-11-2	Aroclor-1016	29	U	61	29
11104-28-2	Aroclor-1221	28	U	61	28
11141-16-5	Aroclor-1232	19	U	61	19
53469-21-9	Aroclor-1242	24	U	61	24
12672-29-6	Aroclor-1248	21	U	61	21
11097-69-1	Aroclor-1254	17	U	61	17
11096-82-5	Aroclor-1260	22	U	61	22
37324-23-5	Aroclor-1262	9.7	U	61	9.7
11100-14-4	Aroclor-1268	24	U	61	24

CAS NO.	SURROGATE	%REC	Q	LIMITS
877-09-8	Tetrachloro-m-xylene	86		14-128
2051-24-3	DCB Decachlorobiphenyl	127		10-132

FORM I
PCBS ORGANICS ANALYSIS DATA SHEET

Lab Name: TestAmerica Canton | Job No.: 240-87740-1

SDG No.:

Client Sample ID: D-SB-1770-00-01 | Lab Sample ID: 240-87740-28

Matrix: Solid | Lab File ID: P12111556.D

Analysis Method: 8082A | Date Collected: 11/06/2017 10:25

Extraction Method: 3540C | Date Extracted: 11/14/2017 08:32

Sample wt/vol: 9.76(g) | Date Analyzed: 11/16/2017 01:14

Con. Extract Vol.: 10(mL) | Dilution Factor: 1

Injection Volume: 1(uL) | GC Column: CLP-1 (0.53mm) ID: 0.53(mm)

% Moisture: 14.6 | GPC Cleanup:(Y/N) N

Analysis Batch No.: 303663 | Units: ug/Kg

CAS NO.	COMPOUND NAME	RESULT	Q	RL	MDL
12674-11-2	Aroclor-1016	29	U	60	29
11104-28-2	Aroclor-1221	28	U	60	28
11141-16-5	Aroclor-1232	19	U	60	19
53469-21-9	Aroclor-1242	24	U	60	24
12672-29-6	Aroclor-1248	20	U	60	20
11097-69-1	Aroclor-1254	17	U	60	17
11096-82-5	Aroclor-1260	22	U	60	22
37324-23-5	Aroclor-1262	9.6	U	60	9.6
11100-14-4	Aroclor-1268	24	U	60	24

CAS NO.	SURROGATE	%REC	Q	LIMITS
877-09-8	Tetrachloro-m-xylene	71		14-128
2051-24-3	DCB Decachlorobiphenyl	96		10-132

FORM I
PCBS ORGANICS ANALYSIS DATA SHEET

Lab Name: TestAmerica Canton | Job No.: 240-87740-1

SDG No.:

Client Sample ID: E-SB-1783-00-01 | Lab Sample ID: 240-87740-54

Matrix: Solid | Lab File ID: P12111615.D

Analysis Method: 8082A | Date Collected: 11/06/2017 11:20

Extraction Method: 3540C | Date Extracted: 11/14/2017 09:10

Sample wt/vol: 10.14(g) | Date Analyzed: 11/16/2017 12:51

Con. Extract Vol.: 10(mL) | Dilution Factor: 1

Injection Volume: 1(uL) | GC Column: CLP-1 (0.53mm) ID: 0.53(mm)

% Moisture: 13.7 | GPC Cleanup:(Y/N) N

Analysis Batch No.: 303724 | Units: ug/Kg

CAS NO.	COMPOUND NAME	RESULT	Q	RL	MDL
12674-11-2	Aroclor-1016	27	U	57	27
11104-28-2	Aroclor-1221	26	U	57	26
11141-16-5	Aroclor-1232	18	U	57	18
53469-21-9	Aroclor-1242	23	U	57	23
12672-29-6	Aroclor-1248	19	U	57	19
11097-69-1	Aroclor-1254	16	U	57	16
11096-82-5	Aroclor-1260	23	J	57	21
37324-23-5	Aroclor-1262	9.1	U	57	9.1
11100-14-4	Aroclor-1268	23	U	57	23

CAS NO.	SURROGATE	%REC	Q	LIMITS
877-09-8	Tetrachloro-m-xylene	81		14-128
2051-24-3	DCB Decachlorobiphenyl	85		10-132

FORM I
PCBS ORGANICS ANALYSIS DATA SHEET

Lab Name: TestAmerica Canton | Job No.: 240-87740-1

SDG No.:

Client Sample ID: E-SB-1784-00-01 | Lab Sample ID: 240-87740-56

Matrix: Solid | Lab File ID: P12111616.D

Analysis Method: 8082A | Date Collected: 11/06/2017 11:30

Extraction Method: 3540C | Date Extracted: 11/14/2017 09:10

Sample wt/vol: 10.50(g) | Date Analyzed: 11/16/2017 13:08

Con. Extract Vol.: 10(mL) | Dilution Factor: 1

Injection Volume: 1(uL) | GC Column: CLP-1 (0.53mm) ID: 0.53(mm)

% Moisture: 15.5 | GPC Cleanup:(Y/N) N

Analysis Batch No.: 303724 | Units: ug/Kg

CAS NO.	COMPOUND NAME	RESULT	Q	RL	MDL
12674-11-2	Aroclor-1016	27	U	56	27
11104-28-2	Aroclor-1221	26	U	56	26
11141-16-5	Aroclor-1232	18	U	56	18
53469-21-9	Aroclor-1242	23	U	56	23
12672-29-6	Aroclor-1248	19	U	56	19
11097-69-1	Aroclor-1254	16	U	56	16
11096-82-5	Aroclor-1260	480		56	20
37324-23-5	Aroclor-1262	9.0	U	56	9.0
11100-14-4	Aroclor-1268	23	U	56	23

CAS NO.	SURROGATE	%REC	Q	LIMITS
877-09-8	Tetrachloro-m-xylene	85		14-128
2051-24-3	DCB Decachlorobiphenyl	100		10-132

FORM I
PCBS ORGANICS ANALYSIS DATA SHEET

Lab Name: TestAmerica Canton | Job No.: 240-87740-1

SDG No.:

Client Sample ID: E-SB-1785-00-01 | Lab Sample ID: 240-87740-58

Matrix: Solid | Lab File ID: P12111617.D

Analysis Method: 8082A | Date Collected: 11/06/2017 11:40

Extraction Method: 3540C | Date Extracted: 11/14/2017 09:10

Sample wt/vol: 10.05(g) | Date Analyzed: 11/16/2017 13:26

Con. Extract Vol.: 10(mL) | Dilution Factor: 1

Injection Volume: 1(uL) | GC Column: CLP-1 (0.53mm) ID: 0.53(mm)

% Moisture: 14.3 | GPC Cleanup:(Y/N) N

Analysis Batch No.: 303724 | Units: ug/Kg

CAS NO.	COMPOUND NAME	RESULT	Q	RL	MDL
12674-11-2	Aroclor-1016	28	U	58	28
11104-28-2	Aroclor-1221	27	U	58	27
11141-16-5	Aroclor-1232	19	U	58	19
53469-21-9	Aroclor-1242	23	U	58	23
12672-29-6	Aroclor-1248	20	U	58	20
11097-69-1	Aroclor-1254	190		58	16
11096-82-5	Aroclor-1260	21	U	58	21
37324-23-5	Aroclor-1262	9.3	U	58	9.3
11100-14-4	Aroclor-1268	23	U	58	23

CAS NO.	SURROGATE	%REC	Q	LIMITS
877-09-8	Tetrachloro-m-xylene	90		14-128
2051-24-3	DCB Decachlorobiphenyl	121		10-132

FORM I
PCBS ORGANICS ANALYSIS DATA SHEET

Lab Name: TestAmerica Canton | Job No.: 240-87740-1

SDG No.:

Client Sample ID: E-SB-1786-00-01 | Lab Sample ID: 240-87740-60

Matrix: Solid | Lab File ID: P12111618.D

Analysis Method: 8082A | Date Collected: 11/06/2017 11:50

Extraction Method: 3540C | Date Extracted: 11/14/2017 09:10

Sample wt/vol: 10.16(g) | Date Analyzed: 11/16/2017 13:44

Con. Extract Vol.: 10(mL) | Dilution Factor: 1

Injection Volume: 1(uL) | GC Column: CLP-1 (0.53mm) ID: 0.53(mm)

% Moisture: 17.3 | GPC Cleanup:(Y/N) N

Analysis Batch No.: 303724 | Units: ug/Kg

CAS NO.	COMPOUND NAME	RESULT	Q	RL	MDL
12674-11-2	Aroclor-1016	29	U	60	29
11104-28-2	Aroclor-1221	27	U	60	27
11141-16-5	Aroclor-1232	19	U	60	19
53469-21-9	Aroclor-1242	24	U	60	24
12672-29-6	Aroclor-1248	20	U	60	20
11097-69-1	Aroclor-1254	17	U	60	17
11096-82-5	Aroclor-1260	48	J	60	21
37324-23-5	Aroclor-1262	9.5	U	60	9.5
11100-14-4	Aroclor-1268	24	U	60	24

CAS NO.	SURROGATE	%REC	Q	LIMITS
877-09-8	Tetrachloro-m-xylene	80		14-128
2051-24-3	DCB Decachlorobiphenyl	98		10-132

FORM I
PCBS ORGANICS ANALYSIS DATA SHEET

Lab Name: TestAmerica Canton | Job No.: 240-87740-1

SDG No.:

Client Sample ID: E-SB-1787-00-01 | Lab Sample ID: 240-87740-62

Matrix: Solid | Lab File ID: P12111619.D

Analysis Method: 8082A | Date Collected: 11/06/2017 10:35

Extraction Method: 3540C | Date Extracted: 11/14/2017 09:10

Sample wt/vol: 9.81(g) | Date Analyzed: 11/16/2017 14:01

Con. Extract Vol.: 10(mL) | Dilution Factor: 1

Injection Volume: 1(uL) | GC Column: CLP-1 (0.53mm) ID: 0.53(mm)

% Moisture: 15.8 | GPC Cleanup:(Y/N) N

Analysis Batch No.: 303724 | Units: ug/Kg

CAS NO.	COMPOUND NAME	RESULT	Q	RL	MDL
12674-11-2	Aroclor-1016	29	U	61	29
11104-28-2	Aroclor-1221	28	U	61	28
11141-16-5	Aroclor-1232	19	U	61	19
53469-21-9	Aroclor-1242	24	U	61	24
12672-29-6	Aroclor-1248	21	U	61	21
11097-69-1	Aroclor-1254	17	U	61	17
11096-82-5	Aroclor-1260	440		61	22
37324-23-5	Aroclor-1262	9.7	U	61	9.7
11100-14-4	Aroclor-1268	24	U	61	24

CAS NO.	SURROGATE	%REC	Q	LIMITS
877-09-8	Tetrachloro-m-xylene	92		14-128
2051-24-3	DCB Decachlorobiphenyl	95		10-132

FORM I
PCBS ORGANICS ANALYSIS DATA SHEET

Lab Name: TestAmerica Canton | Job No.: 240-87740-1

SDG No.:

Client Sample ID: E-SB-1788-00-01 | Lab Sample ID: 240-87740-64

Matrix: Solid | Lab File ID: P12111620.D

Analysis Method: 8082A | Date Collected: 11/06/2017 10:45

Extraction Method: 3540C | Date Extracted: 11/14/2017 09:10

Sample wt/vol: 10.40(g) | Date Analyzed: 11/16/2017 14:19

Con. Extract Vol.: 10(mL) | Dilution Factor: 1

Injection Volume: 1(uL) | GC Column: CLP-1 (0.53mm) ID: 0.53(mm)

% Moisture: 14.6 | GPC Cleanup:(Y/N) N

Analysis Batch No.: 303724 | Units: ug/Kg

CAS NO.	COMPOUND NAME	RESULT	Q	RL	MDL
12674-11-2	Aroclor-1016	27	U	56	27
11104-28-2	Aroclor-1221	26	U	56	26
11141-16-5	Aroclor-1232	18	U	56	18
53469-21-9	Aroclor-1242	23	U	56	23
12672-29-6	Aroclor-1248	19	U	56	19
11097-69-1	Aroclor-1254	16	U	56	16
11096-82-5	Aroclor-1260	20	U	56	20
37324-23-5	Aroclor-1262	9.0	U	56	9.0
11100-14-4	Aroclor-1268	23	U	56	23

CAS NO.	SURROGATE	%REC	Q	LIMITS
877-09-8	Tetrachloro-m-xylene	85		14-128
2051-24-3	DCB Decachlorobiphenyl	95		10-132

FORM I
PCBS ORGANICS ANALYSIS DATA SHEET

Lab Name: TestAmerica Canton | Job No.: 240-87740-1

SDG No.:

Client Sample ID: E-SB-1789-00-01 | Lab Sample ID: 240-87740-66

Matrix: Solid | Lab File ID: P12111621.D

Analysis Method: 8082A | Date Collected: 11/06/2017 10:55

Extraction Method: 3540C | Date Extracted: 11/14/2017 09:10

Sample wt/vol: 10.07(g) | Date Analyzed: 11/16/2017 14:37

Con. Extract Vol.: 10(mL) | Dilution Factor: 1

Injection Volume: 1(uL) | GC Column: CLP-1 (0.53mm) ID: 0.53(mm)

% Moisture: 11.5 | GPC Cleanup:(Y/N) N

Analysis Batch No.: 303724 | Units: ug/Kg

CAS NO.	COMPOUND NAME	RESULT	Q	RL	MDL
12674-11-2	Aroclor-1016	27	U	56	27
11104-28-2	Aroclor-1221	26	U	56	26
11141-16-5	Aroclor-1232	18	U	56	18
53469-21-9	Aroclor-1242	22	U	56	22
12672-29-6	Aroclor-1248	19	U	56	19
11097-69-1	Aroclor-1254	16	U	56	16
11096-82-5	Aroclor-1260	85		56	20
37324-23-5	Aroclor-1262	9.0	U	56	9.0
11100-14-4	Aroclor-1268	22	U	56	22

CAS NO.	SURROGATE	%REC	Q	LIMITS
877-09-8	Tetrachloro-m-xylene	98		14-128
2051-24-3	DCB Decachlorobiphenyl	103		10-132

FORM I
PCBS ORGANICS ANALYSIS DATA SHEET

Lab Name: TestAmerica Canton | Job No.: 240-87740-1

SDG No.:

Client Sample ID: E-SB-1790-00-01 | Lab Sample ID: 240-87740-68

Matrix: Solid | Lab File ID: P12111622.D

Analysis Method: 8082A | Date Collected: 11/06/2017 11:05

Extraction Method: 3540C | Date Extracted: 11/14/2017 09:10

Sample wt/vol: 10.18(g) | Date Analyzed: 11/16/2017 14:55

Con. Extract Vol.: 10(mL) | Dilution Factor: 1

Injection Volume: 1(uL) | GC Column: CLP-1 (0.53mm) ID: 0.53(mm)

% Moisture: 12.5 | GPC Cleanup:(Y/N) N

Analysis Batch No.: 303724 | Units: ug/Kg

CAS NO.	COMPOUND NAME	RESULT	Q	RL	MDL
12674-11-2	Aroclor-1016	27	U	56	27
11104-28-2	Aroclor-1221	26	U	56	26
11141-16-5	Aroclor-1232	18	U	56	18
53469-21-9	Aroclor-1242	22	U	56	22
12672-29-6	Aroclor-1248	19	U	56	19
11097-69-1	Aroclor-1254	16	U	56	16
11096-82-5	Aroclor-1260	20	U	56	20
37324-23-5	Aroclor-1262	9.0	U	56	9.0
11100-14-4	Aroclor-1268	22	U	56	22

CAS NO.	SURROGATE	%REC	Q	LIMITS
877-09-8	Tetrachloro-m-xylene	77		14-128
2051-24-3	DCB Decachlorobiphenyl	35	p	10-132

FORM I
PCBS ORGANICS ANALYSIS DATA SHEET

Lab Name: TestAmerica Canton | Job No.: 240-87740-1

SDG No.:

Client Sample ID: G-SB-1756-00-01 | Lab Sample ID: 240-87740-1

Matrix: Solid | Lab File ID: P12111323.D

Analysis Method: 8082A | Date Collected: 11/07/2017 12:30

Extraction Method: 3540C | Date Extracted: 11/10/2017 09:13

Sample wt/vol: 10.04(g) | Date Analyzed: 11/13/2017 17:54

Con. Extract Vol.: 10(mL) | Dilution Factor: 1

Injection Volume: 1(uL) | GC Column: CLP-1 (0.53mm) ID: 0.53(mm)

% Moisture: 14.9 | GPC Cleanup:(Y/N) N

Analysis Batch No.: 303214 | Units: ug/Kg

CAS NO.	COMPOUND NAME	RESULT	Q	RL	MDL
12674-11-2	Aroclor-1016	28	U	59	28
11104-28-2	Aroclor-1221	27	U	59	27
11141-16-5	Aroclor-1232	19	U	59	19
53469-21-9	Aroclor-1242	23	U	59	23
12672-29-6	Aroclor-1248	20	U	59	20
11097-69-1	Aroclor-1254	1500	E	59	16
11096-82-5	Aroclor-1260	21	U	59	21
37324-23-5	Aroclor-1262	9.4	U	59	9.4
11100-14-4	Aroclor-1268	23	U	59	23

CAS NO.	SURROGATE	%REC	Q	LIMITS
877-09-8	Tetrachloro-m-xylene	79		14-128
2051-24-3	DCB Decachlorobiphenyl	96		10-132

FORM I
PCBS ORGANICS ANALYSIS DATA SHEET

Lab Name: TestAmerica Canton | Job No.: 240-87740-1

SDG No.:

Client Sample ID: G-SB-1757-00-01 | Lab Sample ID: 240-87740-3

Matrix: Solid | Lab File ID: SIG1111448.D

Analysis Method: 8082A | Date Collected: 11/07/2017 12:40

Extraction Method: 3540C | Date Extracted: 11/13/2017 09:34

Sample wt/vol: 9.80(g) | Date Analyzed: 11/14/2017 23:33

Con. Extract Vol.: 10(mL) | Dilution Factor: 1

Injection Volume: 1(uL) | GC Column: CLP-1 (0.53mm) ID: 0.53(mm)

% Moisture: 12.0 | GPC Cleanup:(Y/N) N

Analysis Batch No.: 303482 | Units: ug/Kg

CAS NO.	COMPOUND NAME	RESULT	Q	RL	MDL
12674-11-2	Aroclor-1016	28	U	58	28
11104-28-2	Aroclor-1221	27	U	58	27
11141-16-5	Aroclor-1232	19	U	58	19
53469-21-9	Aroclor-1242	23	U	58	23
12672-29-6	Aroclor-1248	20	U	58	20
11097-69-1	Aroclor-1254	16	U	58	16
11096-82-5	Aroclor-1260	21	U	58	21
37324-23-5	Aroclor-1262	9.3	U	58	9.3
11100-14-4	Aroclor-1268	23	U	58	23

CAS NO.	SURROGATE	%REC	Q	LIMITS
877-09-8	Tetrachloro-m-xylene	51		14-128
2051-24-3	DCB Decachlorobiphenyl	56		10-132

FORM I
PCBS ORGANICS ANALYSIS DATA SHEET

Lab Name: TestAmerica Canton | Job No.: 240-87740-1

SDG No.:

Client Sample ID: G-SB-1758-00-01 | Lab Sample ID: 240-87740-5

Matrix: Solid | Lab File ID: SIG1111449.D

Analysis Method: 8082A | Date Collected: 11/07/2017 12:50

Extraction Method: 3540C | Date Extracted: 11/13/2017 09:34

Sample wt/vol: 9.67(g) | Date Analyzed: 11/14/2017 23:51

Con. Extract Vol.: 10(mL) | Dilution Factor: 1

Injection Volume: 1(uL) | GC Column: CLP-1 (0.53mm) ID: 0.53(mm)

% Moisture: 11.3 | GPC Cleanup:(Y/N) N

Analysis Batch No.: 303482 | Units: ug/Kg

CAS NO.	COMPOUND NAME	RESULT	Q	RL	MDL
12674-11-2	Aroclor-1016	28	U	58	28
11104-28-2	Aroclor-1221	27	U	58	27
11141-16-5	Aroclor-1232	19	U	58	19
53469-21-9	Aroclor-1242	23	U	58	23
12672-29-6	Aroclor-1248	20	U	58	20
11097-69-1	Aroclor-1254	16	U	58	16
11096-82-5	Aroclor-1260	21	U	58	21
37324-23-5	Aroclor-1262	9.3	U	58	9.3
11100-14-4	Aroclor-1268	23	U	58	23

CAS NO.	SURROGATE	%REC	Q	LIMITS
877-09-8	Tetrachloro-m-xylene	73		14-128
2051-24-3	DCB Decachlorobiphenyl	70		10-132

FORM I
PCBS ORGANICS ANALYSIS DATA SHEET

Lab Name: TestAmerica Canton | Job No.: 240-87740-1

SDG No.:

Client Sample ID: G-SB-1759-00-01 | Lab Sample ID: 240-87740-7

Matrix: Solid | Lab File ID: P12111544.D

Analysis Method: 8082A | Date Collected: 11/08/2017 11:00

Extraction Method: 3540C | Date Extracted: 11/14/2017 08:32

Sample wt/vol: 10.05(g) | Date Analyzed: 11/15/2017 21:42

Con. Extract Vol.: 10(mL) | Dilution Factor: 1

Injection Volume: 1(uL) | GC Column: CLP-1 (0.53mm) ID: 0.53(mm)

% Moisture: 15.8 | GPC Cleanup:(Y/N) N

Analysis Batch No.: 303663 | Units: ug/Kg

CAS NO.	COMPOUND NAME	RESULT	Q	RL	MDL
12674-11-2	Aroclor-1016	28	U	59	28
11104-28-2	Aroclor-1221	27	U	59	27
11141-16-5	Aroclor-1232	19	U	59	19
53469-21-9	Aroclor-1242	24	U	59	24
12672-29-6	Aroclor-1248	20	U	59	20
11097-69-1	Aroclor-1254	17	U	59	17
11096-82-5	Aroclor-1260	21	U	59	21
37324-23-5	Aroclor-1262	9.5	U	59	9.5
11100-14-4	Aroclor-1268	24	U	59	24

CAS NO.	SURROGATE	%REC	Q	LIMITS
877-09-8	Tetrachloro-m-xylene	60		14-128
2051-24-3	DCB Decachlorobiphenyl	49		10-132

FORM I
PCBS ORGANICS ANALYSIS DATA SHEET

Lab Name: TestAmerica Canton | Job No.: 240-87740-1

SDG No.:

Client Sample ID: G-SB-1760-00-01 | Lab Sample ID: 240-87740-9

Matrix: Solid | Lab File ID: P12111545.D

Analysis Method: 8082A | Date Collected: 11/08/2017 11:04

Extraction Method: 3540C | Date Extracted: 11/14/2017 08:32

Sample wt/vol: 10.14(g) | Date Analyzed: 11/15/2017 21:59

Con. Extract Vol.: 10(mL) | Dilution Factor: 1

Injection Volume: 1(uL) | GC Column: CLP-1 (0.53mm) ID: 0.53(mm)

% Moisture: 21.5 | GPC Cleanup:(Y/N) N

Analysis Batch No.: 303663 | Units: ug/Kg

CAS NO.	COMPOUND NAME	RESULT	Q	RL	MDL
12674-11-2	Aroclor-1016	30	U	63	30
11104-28-2	Aroclor-1221	29	U	63	29
11141-16-5	Aroclor-1232	20	U	63	20
53469-21-9	Aroclor-1242	25	U	63	25
12672-29-6	Aroclor-1248	21	U	63	21
11097-69-1	Aroclor-1254	18	U	63	18
11096-82-5	Aroclor-1260	23	U	63	23
37324-23-5	Aroclor-1262	10	U	63	10
11100-14-4	Aroclor-1268	25	U	63	25

CAS NO.	SURROGATE	%REC	Q	LIMITS
877-09-8	Tetrachloro-m-xylene	99		14-128
2051-24-3	DCB Decachlorobiphenyl	101		10-132

FORM I
PCBS ORGANICS ANALYSIS DATA SHEET

Lab Name: TestAmerica Canton | Job No.: 240-87740-1

SDG No.:

Client Sample ID: G-SB-1761-00-01 | Lab Sample ID: 240-87740-11

Matrix: Solid | Lab File ID: P12111546.D

Analysis Method: 8082A | Date Collected: 11/08/2017 11:08

Extraction Method: 3540C | Date Extracted: 11/14/2017 08:32

Sample wt/vol: 10.34(g) | Date Analyzed: 11/15/2017 22:17

Con. Extract Vol.: 10(mL) | Dilution Factor: 1

Injection Volume: 1(uL) | GC Column: CLP-1 (0.53mm) ID: 0.53(mm)

% Moisture: 17.3 | GPC Cleanup:(Y/N) N

Analysis Batch No.: 303663 | Units: ug/Kg

CAS NO.	COMPOUND NAME	RESULT	Q	RL	MDL
12674-11-2	Aroclor-1016	28	U	58	28
11104-28-2	Aroclor-1221	27	U	58	27
11141-16-5	Aroclor-1232	19	U	58	19
53469-21-9	Aroclor-1242	23	U	58	23
12672-29-6	Aroclor-1248	20	U	58	20
11097-69-1	Aroclor-1254	16	U	58	16
11096-82-5	Aroclor-1260	21	U	58	21
37324-23-5	Aroclor-1262	9.4	U	58	9.4
11100-14-4	Aroclor-1268	23	U	58	23

CAS NO.	SURROGATE	%REC	Q	LIMITS
877-09-8	Tetrachloro-m-xylene	31		14-128
2051-24-3	DCB Decachlorobiphenyl	34		10-132

FORM I
PCBS ORGANICS ANALYSIS DATA SHEET

Lab Name: TestAmerica Canton | Job No.: 240-87740-1

SDG No.:

Client Sample ID: G-SB-1762-00-01 | Lab Sample ID: 240-87740-13

Matrix: Solid | Lab File ID: P12111547.D

Analysis Method: 8082A | Date Collected: 11/08/2017 10:10

Extraction Method: 3540C | Date Extracted: 11/14/2017 08:32

Sample wt/vol: 9.92(g) | Date Analyzed: 11/15/2017 22:35

Con. Extract Vol.: 10(mL) | Dilution Factor: 1

Injection Volume: 1(uL) | GC Column: CLP-1 (0.53mm) ID: 0.53(mm)

% Moisture: 13.0 | GPC Cleanup:(Y/N) N

Analysis Batch No.: 303663 | Units: ug/Kg

CAS NO.	COMPOUND NAME	RESULT	Q	RL	MDL
12674-11-2	Aroclor-1016	28	U	58	28
11104-28-2	Aroclor-1221	27	U	58	27
11141-16-5	Aroclor-1232	19	U	58	19
53469-21-9	Aroclor-1242	23	U	58	23
12672-29-6	Aroclor-1248	20	U	58	20
11097-69-1	Aroclor-1254	16	U	58	16
11096-82-5	Aroclor-1260	130		58	21
37324-23-5	Aroclor-1262	9.3	U	58	9.3
11100-14-4	Aroclor-1268	23	U	58	23

CAS NO.	SURROGATE	%REC	Q	LIMITS
877-09-8	Tetrachloro-m-xylene	87		14-128
2051-24-3	DCB Decachlorobiphenyl	86		10-132

FORM I
PCBS ORGANICS ANALYSIS DATA SHEET

Lab Name: TestAmerica Canton | Job No.: 240-87740-1

SDG No.:

Client Sample ID: G-SB-1763-00-01 | Lab Sample ID: 240-87740-15

Matrix: Solid | Lab File ID: P12111672.D

Analysis Method: 8082A | Date Collected: 11/08/2017 10:14

Extraction Method: 3540C | Date Extracted: 11/14/2017 08:32

Sample wt/vol: 9.73(g) | Date Analyzed: 11/17/2017 05:39

Con. Extract Vol.: 10(mL) | Dilution Factor: 5

Injection Volume: 1(uL) | GC Column: CLP-1 (0.53mm) ID: 0.53(mm)

% Moisture: 18.9 | GPC Cleanup:(Y/N) N

Analysis Batch No.: 303927 | Units: ug/Kg

CAS NO.	COMPOUND NAME	RESULT	Q	RL	MDL
12674-11-2	Aroclor-1016	150	U	320	150
11104-28-2	Aroclor-1221	150	U	320	150
11141-16-5	Aroclor-1232	100	U	320	100
53469-21-9	Aroclor-1242	130	U	320	130
12672-29-6	Aroclor-1248	110	U	320	110
11097-69-1	Aroclor-1254	89	U	320	89
11096-82-5	Aroclor-1260	1300		320	110
37324-23-5	Aroclor-1262	51	U	320	51
11100-14-4	Aroclor-1268	130	U	320	130

CAS NO.	SURROGATE	%REC	Q	LIMITS
877-09-8	Tetrachloro-m-xylene	70		14-128
2051-24-3	DCB Decachlorobiphenyl	66		10-132

FORM I
PCBS ORGANICS ANALYSIS DATA SHEET

Lab Name: TestAmerica Canton | Job No.: 240-87740-1

SDG No.:

Client Sample ID: G-SB-1794-00-01 | Lab Sample ID: 240-87740-76

Matrix: Solid | Lab File ID: P12111626.D

Analysis Method: 8082A | Date Collected: 11/08/2017 11:50

Extraction Method: 3540C | Date Extracted: 11/14/2017 09:10

Sample wt/vol: 10.40(g) | Date Analyzed: 11/16/2017 16:05

Con. Extract Vol.: 10(mL) | Dilution Factor: 1

Injection Volume: 1(uL) | GC Column: CLP-1 (0.53mm) ID: 0.53(mm)

% Moisture: 14.5 | GPC Cleanup:(Y/N) N

Analysis Batch No.: 303724 | Units: ug/Kg

CAS NO.	COMPOUND NAME	RESULT	Q	RL	MDL
12674-11-2	Aroclor-1016	27	U	56	27
11104-28-2	Aroclor-1221	26	U	56	26
11141-16-5	Aroclor-1232	18	U	56	18
53469-21-9	Aroclor-1242	22	U	56	22
12672-29-6	Aroclor-1248	19	U	56	19
11097-69-1	Aroclor-1254	16	U	56	16
11096-82-5	Aroclor-1260	20	U	56	20
37324-23-5	Aroclor-1262	9.0	U	56	9.0
11100-14-4	Aroclor-1268	22	U	56	22

CAS NO.	SURROGATE	%REC	Q	LIMITS
877-09-8	Tetrachloro-m-xylene	94		14-128
2051-24-3	DCB Decachlorobiphenyl	122		10-132

FORM I
PCBS ORGANICS ANALYSIS DATA SHEET

Lab Name: TestAmerica Canton | Job No.: 240-87740-1

SDG No.:

Client Sample ID: G-SB-1795-00-01 | Lab Sample ID: 240-87740-78

Matrix: Solid | Lab File ID: SIG1111510.D

Analysis Method: 8082A | Date Collected: 11/08/2017 12:00

Extraction Method: 3540C | Date Extracted: 11/14/2017 10:03

Sample wt/vol: 9.99(g) | Date Analyzed: 11/15/2017 20:25

Con. Extract Vol.: 10(mL) | Dilution Factor: 1

Injection Volume: 1(uL) | GC Column: CLP-1 (0.53mm) ID: 0.53(mm)

% Moisture: 14.7 | GPC Cleanup:(Y/N) N

Analysis Batch No.: 303687 | Units: ug/Kg

CAS NO.	COMPOUND NAME	RESULT	Q	RL	MDL
12674-11-2	Aroclor-1016	28	U	59	28
11104-28-2	Aroclor-1221	27	U	59	27
11141-16-5	Aroclor-1232	19	U	59	19
53469-21-9	Aroclor-1242	23	U	59	23
12672-29-6	Aroclor-1248	20	U	59	20
11097-69-1	Aroclor-1254	16	U	59	16
11096-82-5	Aroclor-1260	21	U	59	21
37324-23-5	Aroclor-1262	29	J	59	9.4
11100-14-4	Aroclor-1268	23	U	59	23

CAS NO.	SURROGATE	%REC	Q	LIMITS
877-09-8	Tetrachloro-m-xylene	75		14-128
2051-24-3	DCB Decachlorobiphenyl	71		10-132

FORM I
PCBS ORGANICS ANALYSIS DATA SHEET

Lab Name: TestAmerica Canton | Job No.: 240-87740-1

SDG No.:

Client Sample ID: G-SB-1796-00-01 | Lab Sample ID: 240-87740-80

Matrix: Solid | Lab File ID: P12111630.D

Analysis Method: 8082A | Date Collected: 11/08/2017 11:35

Extraction Method: 3540C | Date Extracted: 11/14/2017 09:10

Sample wt/vol: 10.36(g) | Date Analyzed: 11/16/2017 17:16

Con. Extract Vol.: 10(mL) | Dilution Factor: 1

Injection Volume: 1(uL) | GC Column: CLP-1 (0.53mm) ID: 0.53(mm)

% Moisture: 15.6 | GPC Cleanup:(Y/N) N

Analysis Batch No.: 303724 | Units: ug/Kg

CAS NO.	COMPOUND NAME	RESULT	Q	RL	MDL
12674-11-2	Aroclor-1016	27	U	57	27
11104-28-2	Aroclor-1221	26	U	57	26
11141-16-5	Aroclor-1232	18	U	57	18
53469-21-9	Aroclor-1242	23	U	57	23
12672-29-6	Aroclor-1248	19	U	57	19
11097-69-1	Aroclor-1254	16	U	57	16
11096-82-5	Aroclor-1260	21	U	57	21
37324-23-5	Aroclor-1262	9.2	U	57	9.2
11100-14-4	Aroclor-1268	23	U	57	23

CAS NO.	SURROGATE	%REC	Q	LIMITS
877-09-8	Tetrachloro-m-xylene	78		14-128
2051-24-3	DCB Decachlorobiphenyl	88		10-132

FORM I
PCBS ORGANICS ANALYSIS DATA SHEET

Lab Name: TestAmerica Canton | Job No.: 240-87740-1

SDG No.:

Client Sample ID: G-SB-1797-00-01 | Lab Sample ID: 240-87740-82

Matrix: Solid | Lab File ID: P12111631.D

Analysis Method: 8082A | Date Collected: 11/07/2017 13:20

Extraction Method: 3540C | Date Extracted: 11/14/2017 09:10

Sample wt/vol: 10.25(g) | Date Analyzed: 11/16/2017 17:34

Con. Extract Vol.: 10(mL) | Dilution Factor: 1

Injection Volume: 1(uL) | GC Column: CLP-1 (0.53mm) ID: 0.53(mm)

% Moisture: 14.9 | GPC Cleanup:(Y/N) N

Analysis Batch No.: 303724 | Units: ug/Kg

CAS NO.	COMPOUND NAME	RESULT	Q	RL	MDL
12674-11-2	Aroclor-1016	28	U	57	28
11104-28-2	Aroclor-1221	26	U	57	26
11141-16-5	Aroclor-1232	18	U	57	18
53469-21-9	Aroclor-1242	23	U	57	23
12672-29-6	Aroclor-1248	19	U	57	19
11097-69-1	Aroclor-1254	16	U	57	16
11096-82-5	Aroclor-1260	21	U	57	21
37324-23-5	Aroclor-1262	9.2	U	57	9.2
11100-14-4	Aroclor-1268	23	U	57	23

CAS NO.	SURROGATE	%REC	Q	LIMITS
877-09-8	Tetrachloro-m-xylene	76		14-128
2051-24-3	DCB Decachlorobiphenyl	86		10-132

FORM I
PCBS ORGANICS ANALYSIS DATA SHEET

Lab Name: TestAmerica Canton | Job No.: 240-87740-1

SDG No.:

Client Sample ID: G-SB-1798-00-01 | Lab Sample ID: 240-87740-84

Matrix: Solid | Lab File ID: P12111612.D

Analysis Method: 8082A | Date Collected: 11/07/2017 13:30

Extraction Method: 3540C | Date Extracted: 11/14/2017 09:10

Sample wt/vol: 10.09(g) | Date Analyzed: 11/16/2017 11:58

Con. Extract Vol.: 10(mL) | Dilution Factor: 1

Injection Volume: 1(uL) | GC Column: CLP-1 (0.53mm) ID: 0.53(mm)

% Moisture: 17.6 | GPC Cleanup:(Y/N) N

Analysis Batch No.: 303724 | Units: ug/Kg

CAS NO.	COMPOUND NAME	RESULT	Q	RL	MDL
12674-11-2	Aroclor-1016	29	U	60	29
11104-28-2	Aroclor-1221	28	U	60	28
11141-16-5	Aroclor-1232	19	U	60	19
53469-21-9	Aroclor-1242	24	U	60	24
12672-29-6	Aroclor-1248	20	U	60	20
11097-69-1	Aroclor-1254	17	U	60	17
11096-82-5	Aroclor-1260	22	U	60	22
37324-23-5	Aroclor-1262	9.6	U	60	9.6
11100-14-4	Aroclor-1268	24	U	60	24

CAS NO.	SURROGATE	%REC	Q	LIMITS
877-09-8	Tetrachloro-m-xylene	93		14-128
2051-24-3	DCB Decachlorobiphenyl	117		10-132

FORM I
PCBS ORGANICS ANALYSIS DATA SHEET

Lab Name: TestAmerica Canton | Job No.: 240-87740-1

SDG No.:

Client Sample ID: G-SB-1799-00-01 | Lab Sample ID: 240-87740-86

Matrix: Solid | Lab File ID: SIG1111511.D

Analysis Method: 8082A | Date Collected: 11/07/2017 13:40

Extraction Method: 3540C | Date Extracted: 11/14/2017 10:03

Sample wt/vol: 9.70(g) | Date Analyzed: 11/15/2017 20:43

Con. Extract Vol.: 10(mL) | Dilution Factor: 1

Injection Volume: 1(uL) | GC Column: CLP-1 (0.53mm) ID: 0.53(mm)

% Moisture: 13.0 | GPC Cleanup:(Y/N) N

Analysis Batch No.: 303687 | Units: ug/Kg

CAS NO.	COMPOUND NAME	RESULT	Q	RL	MDL
12674-11-2	Aroclor-1016	28	U	59	28
11104-28-2	Aroclor-1221	27	U	59	27
11141-16-5	Aroclor-1232	19	U	59	19
53469-21-9	Aroclor-1242	24	U	59	24
12672-29-6	Aroclor-1248	20	U	59	20
11097-69-1	Aroclor-1254	17	U	59	17
11096-82-5	Aroclor-1260	21	U	59	21
37324-23-5	Aroclor-1262	9.5	U	59	9.5
11100-14-4	Aroclor-1268	24	U	59	24

CAS NO.	SURROGATE	%REC	Q	LIMITS
877-09-8	Tetrachloro-m-xylene	78		14-128
2051-24-3	DCB Decachlorobiphenyl	78		10-132

FORM I
PCBS ORGANICS ANALYSIS DATA SHEET

Lab Name: TestAmerica Canton | Job No.: 240-87740-1

SDG No.:

Client Sample ID: G-SB-1800-00-01 | Lab Sample ID: 240-87740-88

Matrix: Solid | Lab File ID: SIG1111512.D

Analysis Method: 8082A | Date Collected: 11/07/2017 13:50

Extraction Method: 3540C | Date Extracted: 11/14/2017 10:03

Sample wt/vol: 10.24(g) | Date Analyzed: 11/15/2017 21:01

Con. Extract Vol.: 10(mL) | Dilution Factor: 1

Injection Volume: 1(uL) | GC Column: CLP-1 (0.53mm) ID: 0.53(mm)

% Moisture: 13.6 | GPC Cleanup:(Y/N) N

Analysis Batch No.: 303687 | Units: ug/Kg

CAS NO.	COMPOUND NAME	RESULT	Q	RL	MDL
12674-11-2	Aroclor-1016	27	U	57	27
11104-28-2	Aroclor-1221	26	U	57	26
11141-16-5	Aroclor-1232	18	U	57	18
53469-21-9	Aroclor-1242	23	U	57	23
12672-29-6	Aroclor-1248	19	U	57	19
11097-69-1	Aroclor-1254	56	J	57	16
11096-82-5	Aroclor-1260	20	U	57	20
37324-23-5	Aroclor-1262	9.0	U	57	9.0
11100-14-4	Aroclor-1268	23	U	57	23

CAS NO.	SURROGATE	%REC	Q	LIMITS
877-09-8	Tetrachloro-m-xylene	86		14-128
2051-24-3	DCB Decachlorobiphenyl	80		10-132

FORM I
PCBS ORGANICS ANALYSIS DATA SHEET

Lab Name: TestAmerica Canton | Job No.: 240-87740-1

SDG No.:

Client Sample ID: G-SB-1801-00-01 | Lab Sample ID: 240-87740-90

Matrix: Solid | Lab File ID: SIG1111513.D

Analysis Method: 8082A | Date Collected: 11/07/2017 13:54

Extraction Method: 3540C | Date Extracted: 11/14/2017 10:03

Sample wt/vol: 10.41(g) | Date Analyzed: 11/15/2017 21:20

Con. Extract Vol.: 10(mL) | Dilution Factor: 1

Injection Volume: 1(uL) | GC Column: CLP-1 (0.53mm) ID: 0.53(mm)

% Moisture: 13.8 | GPC Cleanup:(Y/N) N

Analysis Batch No.: 303687 | Units: ug/Kg

CAS NO.	COMPOUND NAME	RESULT	Q	RL	MDL
12674-11-2	Aroclor-1016	27	U	56	27
11104-28-2	Aroclor-1221	26	U	56	26
11141-16-5	Aroclor-1232	18	U	56	18
53469-21-9	Aroclor-1242	22	U	56	22
12672-29-6	Aroclor-1248	19	U	56	19
11097-69-1	Aroclor-1254	16	U	56	16
11096-82-5	Aroclor-1260	20	U	56	20
37324-23-5	Aroclor-1262	8.9	U	56	8.9
11100-14-4	Aroclor-1268	22	U	56	22

CAS NO.	SURROGATE	%REC	Q	LIMITS
877-09-8	Tetrachloro-m-xylene	72		14-128
2051-24-3	DCB Decachlorobiphenyl	77		10-132

FORM I
PCBS ORGANICS ANALYSIS DATA SHEET

Lab Name: TestAmerica Canton | Job No.: 240-87740-1

SDG No.:

Client Sample ID: G-SB-1802-00-01 | Lab Sample ID: 240-87740-92

Matrix: Solid | Lab File ID: SIG1111514.D

Analysis Method: 8082A | Date Collected: 11/07/2017 13:58

Extraction Method: 3540C | Date Extracted: 11/14/2017 10:03

Sample wt/vol: 10.37(g) | Date Analyzed: 11/15/2017 21:38

Con. Extract Vol.: 10(mL) | Dilution Factor: 1

Injection Volume: 1(uL) | GC Column: CLP-1 (0.53mm) ID: 0.53(mm)

% Moisture: 13.7 | GPC Cleanup:(Y/N) N

Analysis Batch No.: 303687 | Units: ug/Kg

CAS NO.	COMPOUND NAME	RESULT	Q	RL	MDL
12674-11-2	Aroclor-1016	27	U	56	27
11104-28-2	Aroclor-1221	26	U	56	26
11141-16-5	Aroclor-1232	18	U	56	18
53469-21-9	Aroclor-1242	22	U	56	22
12672-29-6	Aroclor-1248	19	U	56	19
11097-69-1	Aroclor-1254	16	U	56	16
11096-82-5	Aroclor-1260	20	U	56	20
37324-23-5	Aroclor-1262	8.9	U	56	8.9
11100-14-4	Aroclor-1268	22	U	56	22

CAS NO.	SURROGATE	%REC	Q	LIMITS
877-09-8	Tetrachloro-m-xylene	75		14-128
2051-24-3	DCB Decachlorobiphenyl	74		10-132

FORM I
PCBS ORGANICS ANALYSIS DATA SHEET

Lab Name: TestAmerica Canton | Job No.: 240-87740-1

SDG No.:

Client Sample ID: G-SB-1803-00-01 | Lab Sample ID: 240-87740-94

Matrix: Solid | Lab File ID: SIG1111515.D

Analysis Method: 8082A | Date Collected: 11/07/2017 14:05

Extraction Method: 3540C | Date Extracted: 11/14/2017 10:03

Sample wt/vol: 9.81(g) | Date Analyzed: 11/15/2017 21:56

Con. Extract Vol.: 10(mL) | Dilution Factor: 1

Injection Volume: 1(uL) | GC Column: CLP-1 (0.53mm) ID: 0.53(mm)

% Moisture: 13.5 | GPC Cleanup:(Y/N) N

Analysis Batch No.: 303687 | Units: ug/Kg

CAS NO.	COMPOUND NAME	RESULT	Q	RL	MDL
12674-11-2	Aroclor-1016	28	U	59	28
11104-28-2	Aroclor-1221	27	U	59	27
11141-16-5	Aroclor-1232	19	U	59	19
53469-21-9	Aroclor-1242	24	U	59	24
12672-29-6	Aroclor-1248	20	U	59	20
11097-69-1	Aroclor-1254	17	U	59	17
11096-82-5	Aroclor-1260	21	U	59	21
37324-23-5	Aroclor-1262	14	J	59	9.4
11100-14-4	Aroclor-1268	24	U	59	24

CAS NO.	SURROGATE	%REC	Q	LIMITS
877-09-8	Tetrachloro-m-xylene	85		14-128
2051-24-3	DCB Decachlorobiphenyl	82		10-132

FORM I
PCBS ORGANICS ANALYSIS DATA SHEET

Lab Name: TestAmerica Canton | Job No.: 240-87740-1

SDG No.:

Client Sample ID: G-SB-1804-00-01 | Lab Sample ID: 240-87740-96

Matrix: Solid | Lab File ID: SIG1111516.D

Analysis Method: 8082A | Date Collected: 11/07/2017 14:09

Extraction Method: 3540C | Date Extracted: 11/14/2017 10:03

Sample wt/vol: 9.81(g) | Date Analyzed: 11/15/2017 22:15

Con. Extract Vol.: 10(mL) | Dilution Factor: 1

Injection Volume: 1(uL) | GC Column: CLP-1 (0.53mm) ID: 0.53(mm)

% Moisture: 14.1 | GPC Cleanup:(Y/N) N

Analysis Batch No.: 303687 | Units: ug/Kg

CAS NO.	COMPOUND NAME	RESULT	Q	RL	MDL
12674-11-2	Aroclor-1016	28	U	59	28
11104-28-2	Aroclor-1221	27	U	59	27
11141-16-5	Aroclor-1232	19	U	59	19
53469-21-9	Aroclor-1242	24	U	59	24
12672-29-6	Aroclor-1248	20	U	59	20
11097-69-1	Aroclor-1254	17	U	59	17
11096-82-5	Aroclor-1260	21	U	59	21
37324-23-5	Aroclor-1262	9.5	U	59	9.5
11100-14-4	Aroclor-1268	24	U	59	24

CAS NO.	SURROGATE	%REC	Q	LIMITS
877-09-8	Tetrachloro-m-xylene	84		14-128
2051-24-3	DCB Decachlorobiphenyl	86		10-132

FORM I
PCBS ORGANICS ANALYSIS DATA SHEET

Lab Name: TestAmerica Canton | Job No.: 240-87740-1

SDG No.:

Client Sample ID: G-SB-1805-00-01 | Lab Sample ID: 240-87740-98

Matrix: Solid | Lab File ID: SIG1111517.D

Analysis Method: 8082A | Date Collected: 11/07/2017 14:13

Extraction Method: 3540C | Date Extracted: 11/14/2017 10:03

Sample wt/vol: 9.98(g) | Date Analyzed: 11/15/2017 22:33

Con. Extract Vol.: 10(mL) | Dilution Factor: 1

Injection Volume: 1(uL) | GC Column: CLP-1 (0.53mm) ID: 0.53(mm)

% Moisture: 12.9 | GPC Cleanup:(Y/N) N

Analysis Batch No.: 303687 | Units: ug/Kg

CAS NO.	COMPOUND NAME	RESULT	Q	RL	MDL
12674-11-2	Aroclor-1016	28	U	58	28
11104-28-2	Aroclor-1221	26	U	58	26
11141-16-5	Aroclor-1232	18	U	58	18
53469-21-9	Aroclor-1242	23	U	58	23
12672-29-6	Aroclor-1248	20	U	58	20
11097-69-1	Aroclor-1254	16	U	58	16
11096-82-5	Aroclor-1260	21	U	58	21
37324-23-5	Aroclor-1262	9.2	U	58	9.2
11100-14-4	Aroclor-1268	23	U	58	23

CAS NO.	SURROGATE	%REC	Q	LIMITS
877-09-8	Tetrachloro-m-xylene	76		14-128
2051-24-3	DCB Decachlorobiphenyl	66		10-132

FORM I
PCBS ORGANICS ANALYSIS DATA SHEET

Lab Name: TestAmerica Canton | Job No.: 240-87740-1

SDG No.:

Client Sample ID: G-SB-1806-00-01 | Lab Sample ID: 240-87740-100

Matrix: Solid | Lab File ID: SIG1111518.D

Analysis Method: 8082A | Date Collected: 11/07/2017 14:40

Extraction Method: 3540C | Date Extracted: 11/14/2017 10:03

Sample wt/vol: 9.99(g) | Date Analyzed: 11/15/2017 22:51

Con. Extract Vol.: 10(mL) | Dilution Factor: 1

Injection Volume: 1(uL) | GC Column: CLP-1 (0.53mm) ID: 0.53(mm)

% Moisture: 15.0 | GPC Cleanup:(Y/N) N

Analysis Batch No.: 303687 | Units: ug/Kg

CAS NO.	COMPOUND NAME	RESULT	Q	RL	MDL
12674-11-2	Aroclor-1016	28	U	59	28
11104-28-2	Aroclor-1221	27	U	59	27
11141-16-5	Aroclor-1232	19	U	59	19
53469-21-9	Aroclor-1242	24	U	59	24
12672-29-6	Aroclor-1248	20	U	59	20
11097-69-1	Aroclor-1254	16	U	59	16
11096-82-5	Aroclor-1260	21	U	59	21
37324-23-5	Aroclor-1262	30	J	59	9.4
11100-14-4	Aroclor-1268	24	U	59	24

CAS NO.	SURROGATE	%REC	Q	LIMITS
877-09-8	Tetrachloro-m-xylene	80		14-128
2051-24-3	DCB Decachlorobiphenyl	72	p	10-132

FORM I
PCBS ORGANICS ANALYSIS DATA SHEET

Lab Name: TestAmerica Canton | Job No.: 240-87740-1

SDG No.:

Client Sample ID: G-SB-1807-00-01 | Lab Sample ID: 240-87740-102

Matrix: Solid | Lab File ID: P12111632.D

Analysis Method: 8082A | Date Collected: 11/07/2017 14:44

Extraction Method: 3540C | Date Extracted: 11/14/2017 09:10

Sample wt/vol: 10.19(g) | Date Analyzed: 11/16/2017 17:51

Con. Extract Vol.: 10(mL) | Dilution Factor: 1

Injection Volume: 1(uL) | GC Column: CLP-1 (0.53mm) ID: 0.53(mm)

% Moisture: 14.0 | GPC Cleanup:(Y/N) N

Analysis Batch No.: 303724 | Units: ug/Kg

CAS NO.	COMPOUND NAME	RESULT	Q	RL	MDL
12674-11-2	Aroclor-1016	27	U	57	27
11104-28-2	Aroclor-1221	26	U	57	26
11141-16-5	Aroclor-1232	18	U	57	18
53469-21-9	Aroclor-1242	23	U	57	23
12672-29-6	Aroclor-1248	19	U	57	19
11097-69-1	Aroclor-1254	16	U	57	16
11096-82-5	Aroclor-1260	21	U	57	21
37324-23-5	Aroclor-1262	9.1	U	57	9.1
11100-14-4	Aroclor-1268	23	U	57	23

CAS NO.	SURROGATE	%REC	Q	LIMITS
877-09-8	Tetrachloro-m-xylene	82		14-128
2051-24-3	DCB Decachlorobiphenyl	95		10-132

FORM I
PCBS ORGANICS ANALYSIS DATA SHEET

Lab Name: TestAmerica Canton | Job No.: 240-87740-1

SDG No.:

Client Sample ID: G-SB-1808-00-01 | Lab Sample ID: 240-87740-104

Matrix: Solid | Lab File ID: SIG1111519.D

Analysis Method: 8082A | Date Collected: 11/07/2017 14:48

Extraction Method: 3540C | Date Extracted: 11/14/2017 10:03

Sample wt/vol: 9.71(g) | Date Analyzed: 11/15/2017 23:10

Con. Extract Vol.: 10(mL) | Dilution Factor: 1

Injection Volume: 1(uL) | GC Column: CLP-1 (0.53mm) ID: 0.53(mm)

% Moisture: 16.0 | GPC Cleanup:(Y/N) N

Analysis Batch No.: 303687 | Units: ug/Kg

CAS NO.	COMPOUND NAME	RESULT	Q	RL	MDL
12674-11-2	Aroclor-1016	29	U	61	29
11104-28-2	Aroclor-1221	28	U	61	28
11141-16-5	Aroclor-1232	20	U	61	20
53469-21-9	Aroclor-1242	25	U	61	25
12672-29-6	Aroclor-1248	21	U	61	21
11097-69-1	Aroclor-1254	17	U	61	17
11096-82-5	Aroclor-1260	22	U	61	22
37324-23-5	Aroclor-1262	41	J	61	9.8
11100-14-4	Aroclor-1268	25	U	61	25

CAS NO.	SURROGATE	%REC	Q	LIMITS
877-09-8	Tetrachloro-m-xylene	76		14-128
2051-24-3	DCB Decachlorobiphenyl	73	p	10-132

FORM I
PCBS ORGANICS ANALYSIS DATA SHEET

Lab Name: TestAmerica Canton | Job No.: 240-87740-1

SDG No.:

Client Sample ID: G-SB-1809-00-01 | Lab Sample ID: 240-87740-106

Matrix: Solid | Lab File ID: SIG1111520.D

Analysis Method: 8082A | Date Collected: 11/08/2017 09:08

Extraction Method: 3540C | Date Extracted: 11/14/2017 10:03

Sample wt/vol: 9.83(g) | Date Analyzed: 11/15/2017 23:28

Con. Extract Vol.: 10(mL) | Dilution Factor: 1

Injection Volume: 1(uL) | GC Column: CLP-1 (0.53mm) ID: 0.53(mm)

% Moisture: 14.9 | GPC Cleanup:(Y/N) N

Analysis Batch No.: 303687 | Units: ug/Kg

CAS NO.	COMPOUND NAME	RESULT	Q	RL	MDL
12674-11-2	Aroclor-1016	29	U	60	29
11104-28-2	Aroclor-1221	28	U	60	28
11141-16-5	Aroclor-1232	19	U	60	19
53469-21-9	Aroclor-1242	24	U	60	24
12672-29-6	Aroclor-1248	20	U	60	20
11097-69-1	Aroclor-1254	17	U	60	17
11096-82-5	Aroclor-1260	22	U	60	22
37324-23-5	Aroclor-1262	9.6	U	60	9.6
11100-14-4	Aroclor-1268	24	U	60	24

CAS NO.	SURROGATE	%REC	Q	LIMITS
877-09-8	Tetrachloro-m-xylene	33		14-128
2051-24-3	DCB Decachlorobiphenyl	34		10-132

FORM I
PCBS ORGANICS ANALYSIS DATA SHEET

Lab Name: TestAmerica Canton | Job No.: 240-87740-1

SDG No.:

Client Sample ID: G-SB-1810-00-01 | Lab Sample ID: 240-87740-108

Matrix: Solid | Lab File ID: SIG1111521.D

Analysis Method: 8082A | Date Collected: 11/08/2017 09:12

Extraction Method: 3540C | Date Extracted: 11/14/2017 10:03

Sample wt/vol: 9.80(g) | Date Analyzed: 11/15/2017 23:46

Con. Extract Vol.: 10(mL) | Dilution Factor: 1

Injection Volume: 1(uL) | GC Column: CLP-1 (0.53mm) ID: 0.53(mm)

% Moisture: 16.8 | GPC Cleanup:(Y/N) N

Analysis Batch No.: 303687 | Units: ug/Kg

CAS NO.	COMPOUND NAME	RESULT	Q	RL	MDL
12674-11-2	Aroclor-1016	29	U	61	29
11104-28-2	Aroclor-1221	28	U	61	28
11141-16-5	Aroclor-1232	20	U	61	20
53469-21-9	Aroclor-1242	25	U	61	25
12672-29-6	Aroclor-1248	21	U	61	21
11097-69-1	Aroclor-1254	17	U	61	17
11096-82-5	Aroclor-1260	22	U	61	22
37324-23-5	Aroclor-1262	72		61	9.8
11100-14-4	Aroclor-1268	25	U	61	25

CAS NO.	SURROGATE	%REC	Q	LIMITS
877-09-8	Tetrachloro-m-xylene	61		14-128
2051-24-3	DCB Decachlorobiphenyl	43	p	10-132

FORM I
PCBS ORGANICS ANALYSIS DATA SHEET

Lab Name: TestAmerica Canton | Job No.: 240-87740-1

SDG No.:

Client Sample ID: G-SB-1811-00-01 | Lab Sample ID: 240-87740-110

Matrix: Solid | Lab File ID: SIG1111522.D

Analysis Method: 8082A | Date Collected: 11/08/2017 09:16

Extraction Method: 3540C | Date Extracted: 11/14/2017 10:03

Sample wt/vol: 10.07(g) | Date Analyzed: 11/16/2017 00:05

Con. Extract Vol.: 10(mL) | Dilution Factor: 1

Injection Volume: 1(uL) | GC Column: CLP-1 (0.53mm) ID: 0.53(mm)

% Moisture: 19.2 | GPC Cleanup:(Y/N) N

Analysis Batch No.: 303687 | Units: ug/Kg

CAS NO.	COMPOUND NAME	RESULT	Q	RL	MDL
12674-11-2	Aroclor-1016	29	U	61	29
11104-28-2	Aroclor-1221	28	U	61	28
11141-16-5	Aroclor-1232	20	U	61	20
53469-21-9	Aroclor-1242	25	U	61	25
12672-29-6	Aroclor-1248	21	U	61	21
11097-69-1	Aroclor-1254	17	U	61	17
11096-82-5	Aroclor-1260	22	U	61	22
37324-23-5	Aroclor-1262	86		61	9.8
11100-14-4	Aroclor-1268	25	U	61	25

CAS NO.	SURROGATE	%REC	Q	LIMITS
877-09-8	Tetrachloro-m-xylene	69		14-128
2051-24-3	DCB Decachlorobiphenyl	46	p	10-132

FORM I
PCBS ORGANICS ANALYSIS DATA SHEET

Lab Name: TestAmerica Canton | Job No.: 240-87740-1

SDG No.:

Client Sample ID: G-SB-1812-00-01 | Lab Sample ID: 240-87740-112

Matrix: Solid | Lab File ID: SIG1111612.D

Analysis Method: 8082A | Date Collected: 11/08/2017 09:20

Extraction Method: 3540C | Date Extracted: 11/14/2017 10:03

Sample wt/vol: 10.17(g) | Date Analyzed: 11/16/2017 09:44

Con. Extract Vol.: 10(mL) | Dilution Factor: 5

Injection Volume: 1(uL) | GC Column: CLP-1 (0.53mm) ID: 0.53(mm)

% Moisture: 15.3 | GPC Cleanup:(Y/N) N

Analysis Batch No.: 303726 | Units: ug/Kg

CAS NO.	COMPOUND NAME	RESULT	Q	RL	MDL
12674-11-2	Aroclor-1016	140	U	290	140
11104-28-2	Aroclor-1221	130	U	290	130
11141-16-5	Aroclor-1232	93	U	290	93
53469-21-9	Aroclor-1242	120	U	290	120
12672-29-6	Aroclor-1248	99	U	290	99
11097-69-1	Aroclor-1254	81	U	290	81
11096-82-5	Aroclor-1260	100	U	290	100
37324-23-5	Aroclor-1262	46	U	290	46
11100-14-4	Aroclor-1268	120	U	290	120

CAS NO.	SURROGATE	%REC	Q	LIMITS
877-09-8	Tetrachloro-m-xylene	84		14-128
2051-24-3	DCB Decachlorobiphenyl	96		10-132

FORM I
PCBS ORGANICS ANALYSIS DATA SHEET

Lab Name: TestAmerica Canton | Job No.: 240-87740-1

SDG No.:

Client Sample ID: G-SB-1813-00-01 | Lab Sample ID: 240-87740-114

Matrix: Solid | Lab File ID: SIG1111611.D

Analysis Method: 8082A | Date Collected: 11/08/2017 09:24

Extraction Method: 3540C | Date Extracted: 11/14/2017 10:03

Sample wt/vol: 10.29(g) | Date Analyzed: 11/16/2017 09:26

Con. Extract Vol.: 10(mL) | Dilution Factor: 1

Injection Volume: 1(uL) | GC Column: CLP-1 (0.53mm) ID: 0.53(mm)

% Moisture: 12.5 | GPC Cleanup:(Y/N) N

Analysis Batch No.: 303726 | Units: ug/Kg

CAS NO.	COMPOUND NAME	RESULT	Q	RL	MDL
12674-11-2	Aroclor-1016	27	U	56	27
11104-28-2	Aroclor-1221	26	U	56	26
11141-16-5	Aroclor-1232	18	U	56	18
53469-21-9	Aroclor-1242	22	U	56	22
12672-29-6	Aroclor-1248	19	U	56	19
11097-69-1	Aroclor-1254	16	U	56	16
11096-82-5	Aroclor-1260	20	U	56	20
37324-23-5	Aroclor-1262	8.9	U	56	8.9
11100-14-4	Aroclor-1268	22	U	56	22

CAS NO.	SURROGATE	%REC	Q	LIMITS
877-09-8	Tetrachloro-m-xylene	80		14-128
2051-24-3	DCB Decachlorobiphenyl	87		10-132

FORM I
PCBS ORGANICS ANALYSIS DATA SHEET

Lab Name: TestAmerica Canton | Job No.: 240-87740-1

SDG No.:

Client Sample ID: G-SB-1814-00-01 | Lab Sample ID: 240-87740-116

Matrix: Solid | Lab File ID: SIG1111525.D

Analysis Method: 8082A | Date Collected: 11/08/2017 09:28

Extraction Method: 3540C | Date Extracted: 11/14/2017 10:03

Sample wt/vol: 9.75(g) | Date Analyzed: 11/16/2017 01:00

Con. Extract Vol.: 10(mL) | Dilution Factor: 1

Injection Volume: 1(uL) | GC Column: CLP-1 (0.53mm) ID: 0.53(mm)

% Moisture: 22.9 | GPC Cleanup:(Y/N) N

Analysis Batch No.: 303687 | Units: ug/Kg

CAS NO.	COMPOUND NAME	RESULT	Q	RL	MDL
12674-11-2	Aroclor-1016	32	U	66	32
11104-28-2	Aroclor-1221	31	U	66	31
11141-16-5	Aroclor-1232	21	U	66	21
53469-21-9	Aroclor-1242	27	U	66	27
12672-29-6	Aroclor-1248	23	U	66	23
11097-69-1	Aroclor-1254	19	U	66	19
11096-82-5	Aroclor-1260	140		66	24
37324-23-5	Aroclor-1262	11	U	66	11
11100-14-4	Aroclor-1268	27	U	66	27

CAS NO.	SURROGATE	%REC	Q	LIMITS
877-09-8	Tetrachloro-m-xylene	56		14-128
2051-24-3	DCB Decachlorobiphenyl	59	p	10-132

FORM I
PCBS ORGANICS ANALYSIS DATA SHEET

Lab Name: TestAmerica Canton | Job No.: 240-87740-1

SDG No.:

Client Sample ID: G-SB-1815-00-01 | Lab Sample ID: 240-87740-118

Matrix: Solid | Lab File ID: SIG1111529.D

Analysis Method: 8082A | Date Collected: 11/08/2017 09:35

Extraction Method: 3540C | Date Extracted: 11/14/2017 10:03

Sample wt/vol: 10.44(g) | Date Analyzed: 11/16/2017 02:13

Con. Extract Vol.: 10(mL) | Dilution Factor: 1

Injection Volume: 1(uL) | GC Column: CLP-1 (0.53mm) ID: 0.53(mm)

% Moisture: 15.1 | GPC Cleanup:(Y/N) N

Analysis Batch No.: 303687 | Units: ug/Kg

CAS NO.	COMPOUND NAME	RESULT	Q	RL	MDL
12674-11-2	Aroclor-1016	27	U	56	27
11104-28-2	Aroclor-1221	26	U	56	26
11141-16-5	Aroclor-1232	18	U	56	18
53469-21-9	Aroclor-1242	23	U	56	23
12672-29-6	Aroclor-1248	19	U	56	19
11097-69-1	Aroclor-1254	16	U	56	16
11096-82-5	Aroclor-1260	46	J	56	20
37324-23-5	Aroclor-1262	9.0	U	56	9.0
11100-14-4	Aroclor-1268	23	U	56	23

CAS NO.	SURROGATE	%REC	Q	LIMITS
877-09-8	Tetrachloro-m-xylene	76		14-128
2051-24-3	DCB Decachlorobiphenyl	73	p	10-132

FORM I
PCBS ORGANICS ANALYSIS DATA SHEET

Lab Name: TestAmerica Canton | Job No.: 240-87740-1

SDG No.:

Client Sample ID: G-SB-1816-00-01 | Lab Sample ID: 240-87740-120

Matrix: Solid | Lab File ID: SIG1111530.D

Analysis Method: 8082A | Date Collected: 11/08/2017 09:45

Extraction Method: 3540C | Date Extracted: 11/14/2017 10:03

Sample wt/vol: 10.21(g) | Date Analyzed: 11/16/2017 02:32

Con. Extract Vol.: 10(mL) | Dilution Factor: 1

Injection Volume: 1(uL) | GC Column: CLP-1 (0.53mm) ID: 0.53(mm)

% Moisture: 21.2 | GPC Cleanup:(Y/N) N

Analysis Batch No.: 303687 | Units: ug/Kg

CAS NO.	COMPOUND NAME	RESULT	Q	RL	MDL
12674-11-2	Aroclor-1016	30	U	62	30
11104-28-2	Aroclor-1221	29	U	62	29
11141-16-5	Aroclor-1232	20	U	62	20
53469-21-9	Aroclor-1242	25	U	62	25
12672-29-6	Aroclor-1248	21	U	62	21
11097-69-1	Aroclor-1254	17	U	62	17
11096-82-5	Aroclor-1260	27	J p	62	22
37324-23-5	Aroclor-1262	9.9	U	62	9.9
11100-14-4	Aroclor-1268	25	U	62	25

CAS NO.	SURROGATE	%REC	Q	LIMITS
877-09-8	Tetrachloro-m-xylene	80		14-128
2051-24-3	DCB Decachlorobiphenyl	63	p	10-132

FORM I
PCBS ORGANICS ANALYSIS DATA SHEET

Lab Name: TestAmerica Canton | Job No.: 240-87740-1

SDG No.:

Client Sample ID: G-SB-1817-00-01 | Lab Sample ID: 240-87740-122

Matrix: Solid | Lab File ID: SIG1111531.D

Analysis Method: 8082A | Date Collected: 11/08/2017 09:55

Extraction Method: 3540C | Date Extracted: 11/14/2017 10:03

Sample wt/vol: 9.93(g) | Date Analyzed: 11/16/2017 02:50

Con. Extract Vol.: 10(mL) | Dilution Factor: 1

Injection Volume: 1(uL) | GC Column: CLP-1 (0.53mm) ID: 0.53(mm)

% Moisture: 16.9 | GPC Cleanup:(Y/N) N

Analysis Batch No.: 303687 | Units: ug/Kg

CAS NO.	COMPOUND NAME	RESULT	Q	RL	MDL
12674-11-2	Aroclor-1016	29	U	61	29
11104-28-2	Aroclor-1221	28	U	61	28
11141-16-5	Aroclor-1232	19	U	61	19
53469-21-9	Aroclor-1242	24	U	61	24
12672-29-6	Aroclor-1248	21	U	61	21
11097-69-1	Aroclor-1254	17	U	61	17
11096-82-5	Aroclor-1260	150		61	22
37324-23-5	Aroclor-1262	9.7	U	61	9.7
11100-14-4	Aroclor-1268	24	U	61	24

CAS NO.	SURROGATE	%REC	Q	LIMITS
877-09-8	Tetrachloro-m-xylene	73		14-128
2051-24-3	DCB Decachlorobiphenyl	56	p	10-132

FORM I
PCBS ORGANICS ANALYSIS DATA SHEET

Lab Name: TestAmerica Canton | Job No.: 240-87740-1

SDG No.:

Client Sample ID: H-SB-1791-00-01 | Lab Sample ID: 240-87740-70

Matrix: Solid | Lab File ID: P12111623.D

Analysis Method: 8082A | Date Collected: 11/07/2017 09:40

Extraction Method: 3540C | Date Extracted: 11/14/2017 09:10

Sample wt/vol: 10.21(g) | Date Analyzed: 11/16/2017 15:12

Con. Extract Vol.: 10(mL) | Dilution Factor: 2

Injection Volume: 1(uL) | GC Column: CLP-1 (0.53mm) ID: 0.53(mm)

% Moisture: 16.3 | GPC Cleanup:(Y/N) N

Analysis Batch No.: 303724 | Units: ug/Kg

CAS NO.	COMPOUND NAME	RESULT	Q	RL	MDL
12674-11-2	Aroclor-1016	56	U	120	56
11104-28-2	Aroclor-1221	54	U	120	54
11141-16-5	Aroclor-1232	37	U	120	37
53469-21-9	Aroclor-1242	47	U	120	47
12672-29-6	Aroclor-1248	40	U	120	40
11097-69-1	Aroclor-1254	33	U	120	33
11096-82-5	Aroclor-1260	64	J	120	42
37324-23-5	Aroclor-1262	19	U	120	19
11100-14-4	Aroclor-1268	47	U	120	47

CAS NO.	SURROGATE	%REC	Q	LIMITS
877-09-8	Tetrachloro-m-xylene	91		14-128
2051-24-3	DCB Decachlorobiphenyl	127		10-132

FORM I
PCBS ORGANICS ANALYSIS DATA SHEET

Lab Name: TestAmerica Canton | Job No.: 240-87740-1

SDG No.:

Client Sample ID: H-SB-1792-00-01 | Lab Sample ID: 240-87740-72

Matrix: Solid | Lab File ID: P12111624.D

Analysis Method: 8082A | Date Collected: 11/07/2017 09:50

Extraction Method: 3540C | Date Extracted: 11/14/2017 09:10

Sample wt/vol: 9.93(g) | Date Analyzed: 11/16/2017 15:30

Con. Extract Vol.: 10(mL) | Dilution Factor: 10

Injection Volume: 1(uL) | GC Column: CLP-1 (0.53mm) ID: 0.53(mm)

% Moisture: 29.3 | GPC Cleanup:(Y/N) N

Analysis Batch No.: 303724 | Units: ug/Kg

CAS NO.	COMPOUND NAME	RESULT	Q	RL	MDL
12674-11-2	Aroclor-1016	340	U	710	340
11104-28-2	Aroclor-1221	330	U	710	330
11141-16-5	Aroclor-1232	230	U	710	230
53469-21-9	Aroclor-1242	280	U	710	280
12672-29-6	Aroclor-1248	240	U	710	240
11097-69-1	Aroclor-1254	200	U	710	200
11096-82-5	Aroclor-1260	570	J	710	260
37324-23-5	Aroclor-1262	110	U	710	110
11100-14-4	Aroclor-1268	280	U	710	280

CAS NO.	SURROGATE	%REC	Q	LIMITS
877-09-8	Tetrachloro-m-xylene	113		14-128
2051-24-3	DCB Decachlorobiphenyl	251	X	10-132

FORM I
PCBS ORGANICS ANALYSIS DATA SHEET

Lab Name: TestAmerica Canton | Job No.: 240-87740-1

SDG No.:

Client Sample ID: H-SB-1793-00-01 | Lab Sample ID: 240-87740-74

Matrix: Solid | Lab File ID: P12111625.D

Analysis Method: 8082A | Date Collected: 11/07/2017 10:00

Extraction Method: 3540C | Date Extracted: 11/14/2017 09:10

Sample wt/vol: 10.17(g) | Date Analyzed: 11/16/2017 15:48

Con. Extract Vol.: 10(mL) | Dilution Factor: 2

Injection Volume: 1(uL) | GC Column: CLP-1 (0.53mm) ID: 0.53(mm)

% Moisture: 17.2 | GPC Cleanup:(Y/N) N

Analysis Batch No.: 303724 | Units: ug/Kg

CAS NO.	COMPOUND NAME	RESULT	Q	RL	MDL
12674-11-2	Aroclor-1016	57	U	120	57
11104-28-2	Aroclor-1221	55	U	120	55
11141-16-5	Aroclor-1232	38	U	120	38
53469-21-9	Aroclor-1242	47	U	120	47
12672-29-6	Aroclor-1248	40	U	120	40
11097-69-1	Aroclor-1254	33	U	120	33
11096-82-5	Aroclor-1260	110	J	120	43
37324-23-5	Aroclor-1262	19	U	120	19
11100-14-4	Aroclor-1268	47	U	120	47

CAS NO.	SURROGATE	%REC	Q	LIMITS
877-09-8	Tetrachloro-m-xylene	98		14-128
2051-24-3	DCB Decachlorobiphenyl	108		10-132

FORM I
PCBS ORGANICS ANALYSIS DATA SHEET

Lab Name: TestAmerica Canton | Job No.: 240-87740-1

SDG No.:

Client Sample ID: I-SB-1780-00-01 | Lab Sample ID: 240-87740-48

Matrix: Solid | Lab File ID: SIG1111509.D

Analysis Method: 8082A | Date Collected: 11/07/2017 08:15

Extraction Method: 3540C | Date Extracted: 11/14/2017 10:03

Sample wt/vol: 9.89(g) | Date Analyzed: 11/15/2017 20:06

Con. Extract Vol.: 10(mL) | Dilution Factor: 1

Injection Volume: 1(uL) | GC Column: CLP-1 (0.53mm) ID: 0.53(mm)

% Moisture: 11.2 | GPC Cleanup:(Y/N) N

Analysis Batch No.: 303687 | Units: ug/Kg

CAS NO.	COMPOUND NAME	RESULT	Q	RL	MDL
12674-11-2	Aroclor-1016	27	U	57	27
11104-28-2	Aroclor-1221	26	U	57	26
11141-16-5	Aroclor-1232	18	U	57	18
53469-21-9	Aroclor-1242	23	U	57	23
12672-29-6	Aroclor-1248	19	U	57	19
11097-69-1	Aroclor-1254	16	U	57	16
11096-82-5	Aroclor-1260	71		57	21
37324-23-5	Aroclor-1262	9.1	U	57	9.1
11100-14-4	Aroclor-1268	23	U	57	23

CAS NO.	SURROGATE	%REC	Q	LIMITS
877-09-8	Tetrachloro-m-xylene	78		14-128
2051-24-3	DCB Decachlorobiphenyl	65	p	10-132

FORM I
PCBS ORGANICS ANALYSIS DATA SHEET

Lab Name: TestAmerica Canton | Job No.: 240-87740-1

SDG No.:

Client Sample ID: I-SB-1781-00-01 | Lab Sample ID: 240-87740-50

Matrix: Solid | Lab File ID: P12111613.D

Analysis Method: 8082A | Date Collected: 11/07/2017 08:40

Extraction Method: 3540C | Date Extracted: 11/14/2017 09:10

Sample wt/vol: 10.03(g) | Date Analyzed: 11/16/2017 12:15

Con. Extract Vol.: 10(mL) | Dilution Factor: 1

Injection Volume: 1(uL) | GC Column: CLP-1 (0.53mm) ID: 0.53(mm)

% Moisture: 21.1 | GPC Cleanup:(Y/N) N

Analysis Batch No.: 303724 | Units: ug/Kg

CAS NO.	COMPOUND NAME	RESULT	Q	RL	MDL
12674-11-2	Aroclor-1016	30	U	63	30
11104-28-2	Aroclor-1221	29	U	63	29
11141-16-5	Aroclor-1232	20	U	63	20
53469-21-9	Aroclor-1242	25	U	63	25
12672-29-6	Aroclor-1248	21	U	63	21
11097-69-1	Aroclor-1254	18	U	63	18
11096-82-5	Aroclor-1260	72		63	23
37324-23-5	Aroclor-1262	10	U	63	10
11100-14-4	Aroclor-1268	25	U	63	25

CAS NO.	SURROGATE	%REC	Q	LIMITS
877-09-8	Tetrachloro-m-xylene	96		14-128
2051-24-3	DCB Decachlorobiphenyl	95		10-132

FORM I
PCBS ORGANICS ANALYSIS DATA SHEET

Lab Name: TestAmerica Canton | Job No.: 240-87740-1

SDG No.:

Client Sample ID: I-SB-1782-00-01 | Lab Sample ID: 240-87740-52

Matrix: Solid | Lab File ID: P12111614.D

Analysis Method: 8082A | Date Collected: 11/07/2017 08:55

Extraction Method: 3540C | Date Extracted: 11/14/2017 09:10

Sample wt/vol: 10.10(g) | Date Analyzed: 11/16/2017 12:33

Con. Extract Vol.: 10(mL) | Dilution Factor: 2

Injection Volume: 1(uL) | GC Column: CLP-1 (0.53mm) ID: 0.53(mm)

% Moisture: 27.1 | GPC Cleanup:(Y/N) N

Analysis Batch No.: 303724 | Units: ug/Kg

CAS NO.	COMPOUND NAME	RESULT	Q	RL	MDL
12674-11-2	Aroclor-1016	65	U	140	65
11104-28-2	Aroclor-1221	62	U	140	62
11141-16-5	Aroclor-1232	43	U	140	43
53469-21-9	Aroclor-1242	54	U	140	54
12672-29-6	Aroclor-1248	46	U	140	46
11097-69-1	Aroclor-1254	38	U	140	38
11096-82-5	Aroclor-1260	97	J	140	49
37324-23-5	Aroclor-1262	22	U	140	22
11100-14-4	Aroclor-1268	54	U	140	54

CAS NO.	SURROGATE	%REC	Q	LIMITS
877-09-8	Tetrachloro-m-xylene	98		14-128
2051-24-3	DCB Decachlorobiphenyl	105		10-132

APPENDIX C

SUPPORT DOCUMENTATION

CASE NARRATIVE

Client: Tetra Tech, Inc.

Project: MRC Infrastructure Investigation

Report Number: 240-87740-1

With the exceptions noted as flags or footnotes, standard analytical protocols were followed in the analysis of the samples and no problems were encountered or anomalies observed. In addition all laboratory quality control samples were within established control limits, with any exceptions noted below. Each sample was analyzed to achieve the lowest possible reporting limit within the constraints of the method. In some cases, due to interference or analytes present at high concentrations, samples were diluted. For diluted samples, the reporting limits are adjusted relative to the dilution required.

TestAmerica Canton attests to the validity of the laboratory data generated by TestAmerica facilities reported herein. All analyses performed by TestAmerica facilities were done using established laboratory SOPs that incorporate QA/QC procedures described in the application methods. TestAmerica's operations groups have reviewed the data for compliance with the laboratory QA/QC plan, and data have been found to be compliant with laboratory protocols unless otherwise noted below.

The test results in this report meet all NELAP requirements for parameters for which accreditation is required or available. Any exceptions to NELAP requirements are noted in this report. Pursuant to NELAP, this report may not be reproduced, except in full, without the written approval of the laboratory.

Calculations are performed before rounding to avoid round-off errors in calculated results.

All holding times were met and proper preservation noted for the methods performed on these samples, unless otherwise detailed in the individual sections below.

All solid sample results are reported on an "as received" basis unless otherwise indicated by the presence of a % solids value in the method header.

This laboratory report is confidential and is intended for the sole use of TestAmerica and its client.

RECEIPT

The samples were received on 11/9/2017 9:25 AM; the samples arrived in good condition, properly preserved and, where required, on ice. The temperatures of the 3 coolers at receipt time were 1.2º C, 2.0º C and 2.8º C.

POLYCHLORINATED BIPHENYLS (PCBS)

Samples G-SB-1756-00-01 (240-87740-1), G-SB-1757-00-01 (240-87740-3), G-SB-1758-00-01 (240-87740-5), G-SB-1759-00-01 (240-87740-7), G-SB-1760-00-01 (240-87740-9), G-SB-1761-00-01 (240-87740-11), G-SB-1762-00-01 (240-87740-13), G-SB-1763-00-01 (240-87740-15), D-SB-1764-00-01 (240-87740-16), D-SB-1765-00-01 (240-87740-18), D-SB-1766-00-01 (240-87740-20), D-SB-1767-00-01 (240-87740-22), D-SB-1768-00-01 (240-87740-24), D-SB-1769-00-01 (240-87740-26), D-SB-1770-00-01 (240-87740-28), CPP-SB-1771-00-01 (240-87740-30), CPP-SB-1772-00-01 (240-87740-32), CPP-SB-1773-00-01 (240-87740-34), CPP-SB-1774-00-01 (240-87740-36), CPP-SB-1775-00-01 (240-87740-38), CPP-SB-1776-00-01 (240-87740-40), CPP-SB-1777-00-01 (240-87740-42), CPP-SB-1778-00-01 (240-87740-44), CPP-SB-1779-00-01 (240-87740-46), I-SB-1780-00-01 (240-87740-48), I-SB-1781-00-01 (240-87740-50), I-SB-1782-00-01 (240-87740-52), E-SB-1783-00-01 (240-87740-54), E-SB-1784-00-01 (240-87740-56), E-SB-1785-00-01 (240-87740-58), E-SB-1786-00-01 (240-87740-60), E-SB-1787-00-01 (240-87740-62), E-SB-1788-00-01 (240-87740-64), E-SB-1789-00-01 (240-87740-66), E-SB-1790-00-01 (240-87740-68), H-SB-1791-00-01 (240-87740-70), H-SB-1792-00-01 (240-87740-72), H-SB-1793-00-01 (240-87740-74), G-SB-1794-00-01 (240-87740-76), G-SB-1795-00-01 (240-87740-78), G-SB-1796-00-01 (240-87740-80), G-SB-1797-00-01 (240-87740-82), G-SB-1798-00-01 (240-87740-84), G-SB-1799-00-01 (240-87740-86), G-SB-1800-00-01 (240-87740-88), G-SB-1801-00-01 (240-87740-90), G-SB-1802-00-01 (240-87740-92), G-SB-1803-00-01 (240-87740-94), G-SB-1804-00-01 (240-87740-96), G-SB-1805-00-01 (240-87740-98), G-SB-1806-00-01 (240-87740-100), G-SB-1807-00-01 (240-87740-102), G-SB-1808-00-01 (240-87740-104), G-SB-1809-00-01 (240-87740-106), G-SB-1810-00-01 (240-87740-108), G-SB-1811-00-01 (240-87740-110), G-SB-1812-00-01 (240-87740-112), G-SB-1813-00-01 (240-87740-114), G-SB-1814-00-01 (240-87740-116), G-SB-1815-00-01 (240-87740-118), G-SB-1816-00-01 (240-87740-120) and G-SB-1817-00-01 (240-87740-122) were analyzed for polychlorinated biphenyls (PCBs) in accordance with EPA SW-846 Method 8082A. The samples were prepared on 11/10/2017, 11/13/2017 and 11/14/2017 and analyzed on 11/13/2017, 11/14/2017, 11/15/2017, 11/16/2017 and 11/17/2017.

Surrogates are added during the extraction process prior to dilution. When the sample dilution is 5X or greater, surrogate recoveries are diluted out and no corrective action is required. All of the samples in this data set analyzed for PCBs were subjected to the sulfuric acid cleanup procedure before instrumental analysis, per EPA Method 3665A.

DCB Decachlorobiphenyl failed the surrogate recovery criteria high for CPP-SB-1771-00-01 (240-87740-30). DCB Decachlorobiphenyl failed the surrogate recovery criteria high for H-SB-1792-00-01 (240-87740-72).

Samples G-SB-1763-00-01 (240-87740-15)[5X], CPP-SB-1775-00-01 (240-87740-38)[5X], I-SB-1782-00-01 (240-87740-52)[2X], H-SB-1791-00-01 (240-87740-70)[2X], H-SB-1792-00-01 (240-87740-72)[10X], H-SB-1793-00-01 (240-87740-74)[2X] and G-SB-1812-00-01 (240-87740-112)[5X] required dilution prior to analysis. The reporting limits have been adjusted accordingly.

The following samples were diluted due to the nature of the sample matrix: I-SB-1782-00-01 (240-87740-52), H-SB-1791-00-01 (240-87740-70), H-SB-1792-00-01 (240-87740-72), H-SB-1793-00-01 (240-87740-74) and G-SB-1812-00-01 (240-87740-112).

The following samples were diluted due to color: I-SB-1782-00-01 (240-87740-52), H-SB-1791-00-01 (240-87740-70), H-SB-1792-00-01 (240-87740-72) and H-SB-1793-00-01 (240-87740-74). Elevated reporting limits (RL) are provided.

The %RPD between the primary and confirmation column exceeded 40% for 1260 for the following sample: G-SB-1816-00-01 (240-87740-120). The lower value has been reported and qualified in accordance with the laboratory's SOP.

The following sample appears to contain polychlorinated biphenyls (PCBs); however, due to weathering, other environmental processes and/or contributions from the presence of multiple Aroclors, resulting in overlapping PCB patterns, the PCBs in the samples do not directly match any of the laboratory's Aroclor standards used for instrument calibration: E-SB-1785-00-01 (240-87740-58). The sample has been quantified and reported using the best overall Aroclor/standard pattern match. Due to the reasons stated above there is increased quantitative uncertainty associated with this result.

Internal standard (ISTD) response for the following sample exceeded the control limit on the confirmation Column: (CCV 240-303927/3). As such, the sample results associated with this ISTD were reported from the other column, which met ISTD acceptance criteria.

Internal standard (ISTD) response for the following continuing calibration verification(CCV) exceeded the control limit on the confirmation column: (CCV 240-303663/3). As such, the sample results associated with this ISTD were reported from the other column, which met ISTD acceptance criteria.

Two surrogates are used for this analysis. The laboratory's SOP allows one of these surrogates to be outside acceptance criteria without performing re-extraction/re-analysis. The following sample contained an allowable number of surrogate compounds outside limits: CPP-SB-1771-00-01 (240-87740-30). These results have been reported and qualified.

The matrix spike / matrix spike duplicate (MS/MSD) precision for preparation batch 240-303344 and analytical batch 240-303663 was outside control limits. Sample matrix interference and/or non-homogeneity are suspected because the associated laboratory control sample / laboratory control sample duplicate (LCS/LCSD) precision was within acceptance limits.

The continuing calibration verification (CCV) associated with batch 240-303663 recovered above the upper control limit for Aroclor 1260 on the confirmation column. The CCV on the primary column is within acceptable limits; therefore the samples have been reported from the primary column. G-SB-1762-00-01 (240-87740-13), D-SB-1764-00-01 (240-87740-16), D-SB-1765-00-01 (240-87740-18), D-SB-1768-00-01 (240-87740-24), CPP-SB-1771-00-01 (240-87740-30), CPP-SB-1772-00-01 (240-87740-32), CPP-SB-1773-00-01 (240-87740-34), CPP-SB-1774-00-01 (240-87740-36), CPP-SB-1775-00-01 (240-87740-38), CPP-SB-1776-00-01 (240-87740-40) and CPP-SB-1777-00-01 (240-87740-42).

The following samples required a tetrabutylammonium sulfite (TBA) clean-up to reduce matrix interferences caused by sulfur: G-SB-1757-00-01 (240-87740-3) and G-SB-1758-00-01 (240-87740-5). Reagents: 3326563, 3154251 and 3277006.

The following samples required a tetrabutylammonium sulfite (TBA) clean-up to reduce matrix interferences caused by sulfur: G-SB-1756-00-01 (240-87740-1), I-SB-1780-00-01 (240-87740-48), G-SB-1795-00-01 (240-87740-78), G-SB-1799-00-01 (240-87740-86), G-SB-1800-00-01 (240-87740-88), G-SB-1801-00-01 (240-87740-90), G-SB-1802-00-01 (240-87740-92), G-SB-1803-00-01 (240-87740-94), G-SB-1804-00-01 (240-87740-96), G-SB-1805-00-01 (240-87740-98), G-SB-1806-00-01 (240-87740-100), G-SB-1808-00-01 (240-87740-104), G-SB-1809-00-01 (240-87740-106), G-SB-1810-00-01 (240-87740-108), G-SB-1811-00-01 (240-87740-110), G-SB-1812-00-01 (240-87740-112),G-SB-1813-00-01 (240-87740-114), G-SB-1814-00-01 (240-87740-116), G-SB-1815-00-01 (240-87740-118), G-SB-1816-00-01 (240-87740-120), G-SB-1817-00-01 (240-87740-122), (240-87740-B-122-B MS) and (240-87740-B-122-C MS). Reagents: 3326564, 3154250 and 3277005

The following samples required a tetrabutylammonium sulfite (TBA) clean-up to reduce matrix interferences caused by sulfur: CPP-SB-1778-00-01 (240-87740-44), CPP-SB-1779-00-01 (240-87740-46), I-SB-1781-00-01 (240-87740-50), I-SB-1782-00-01 (240-87740-52), E-SB-1783-00-01 (240-87740-54), E-SB-1784-00-01 (240-87740-56), E-SB-1785-00-01 (240-87740-58), E-SB-1786-00-01 (240-87740-60), E-SB-1787-00-01 (240-87740-62), E-SB-1788-00-01 (240-87740-64), E-SB-1789-00-01 (240-87740-66), E-SB-1790-00-01 (240-87740-68), H-SB-1791-00-01 (240-87740-70), H-SB-1792-00-01 (240-87740-72), H-SB-1793-00-01 (240-87740-74), G-SB-1794-00-01 (240-87740-76), G-SB-1796-00-01 (240-87740-80), G-SB-1797-00-01 (240-87740-82), G-SB-1798-00-01 (240-87740-84), G-SB-1807-00-01 (240-87740-102), (240-87740-B-102-B MS) and (240-87740-B-102-C MS). Reagents: 3348693, 3154250 and 3277005.

The following samples required a tetrabutylammonium sulfite (TBA) clean-up to reduce matrix interferences caused by sulfur: G-SB-1759-00-01 (240-87740-7), G-SB-1760-00-01 (240-87740-9), G-SB-1761-00-01 (240-87740-11), G-SB-1762-00-01 (240-87740-13), G-SB-1763-00-01 (240-87740-15), D-SB-1764-00-01 (240-87740-16), D-SB-1765-00-01 (240-87740-18), D-SB-1766-00-01 (240-87740-20), D-SB-1767-00-01 (240-87740-22), D-SB-1768-00-01 (240-87740-24), D-SB-1769-00-01 (240-87740-26), D-SB-1770-00-01 (240-87740-28), CPP-SB-1771-00-01 (240-87740-30), CPP-SB-1772-00-01 (240-87740-32), CPP-SB-1773-00-01 (240-87740-34), CPP-SB-1774-00-01 (240-87740-36), CPP-SB-1775-00-01 (240-87740-38), CPP-SB-1776-00-01

(240-87740-40), CPP-SB-1777-00-01 (240-87740-42), (240-87740-B-42-B MS) and (240-87740-B-42-C MSD). Reagents: 3348694, 3154249 and 3277004.

No additional analytical or quality issues were noted, other than those described above or in the Definitions/Glossary page.

PERCENT SOLIDS

Samples G-SB-1756-00-01 (240-87740-1), G-SB-1757-00-01 (240-87740-3), G-SB-1758-00-01 (240-87740-5), G-SB-1759-00-01 (240-87740-7), G-SB-1760-00-01 (240-87740-9), G-SB-1761-00-01 (240-87740-11), G-SB-1762-00-01 (240-87740-13), G-SB-1763-00-01 (240-87740-15), D-SB-1764-00-01 (240-87740-16), D-SB-1765-00-01 (240-87740-18), D-SB-1766-00-01 (240-87740-20), D-SB-1767-00-01 (240-87740-22), D-SB-1768-00-01 (240-87740-24), D-SB-1769-00-01 (240-87740-26), D-SB-1770-00-01 (240-87740-28), CPP-SB-1771-00-01 (240-87740-30), CPP-SB-1772-00-01 (240-87740-32), CPP-SB-1773-00-01 (240-87740-34), CPP-SB-1774-00-01 (240-87740-36), CPP-SB-1775-00-01 (240-87740-38), CPP-SB-1776-00-01 (240-87740-40), CPP-SB-1777-00-01 (240-87740-42), CPP-SB-1778-00-01 (240-87740-44), CPP-SB-1779-00-01 (240-87740-46), I-SB-1780-00-01 (240-87740-48), I-SB-1781-00-01 (240-87740-50), I-SB-1782-00-01 (240-87740-52), E-SB-1783-00-01 (240-87740-54), E-SB-1784-00-01 (240-87740-56), E-SB-1785-00-01 (240-87740-58), E-SB-1786-00-01 (240-87740-60), E-SB-1787-00-01 (240-87740-62), E-SB-1788-00-01 (240-87740-64), E-SB-1789-00-01 (240-87740-66), E-SB-1790-00-01 (240-87740-68), H-SB-1791-00-01 (240-87740-70), H-SB-1792-00-01 (240-87740-72), H-SB-1793-00-01 (240-87740-74), G-SB-1794-00-01 (240-87740-76), G-SB-1795-00-01 (240-87740-78), G-SB-1796-00-01 (240-87740-80), G-SB-1797-00-01 (240-87740-82), G-SB-1798-00-01 (240-87740-84), G-SB-1799-00-01 (240-87740-86), G-SB-1800-00-01 (240-87740-88), G-SB-1801-00-01 (240-87740-90), G-SB-1802-00-01 (240-87740-92), G-SB-1803-00-01 (240-87740-94), G-SB-1804-00-01 (240-87740-96), G-SB-1805-00-01 (240-87740-98), G-SB-1806-00-01 (240-87740-100), G-SB-1807-00-01 (240-87740-102), G-SB-1808-00-01 (240-87740-104), G-SB-1809-00-01 (240-87740-106), G-SB-1810-00-01 (240-87740-108), G-SB-1811-00-01 (240-87740-110), G-SB-1812-00-01 (240-87740-112), G-SB-1813-00-01 (240-87740-114), G-SB-1814-00-01 (240-87740-116), G-SB-1815-00-01 (240-87740-118), G-SB-1816-00-01 (240-87740-120) and G-SB-1817-00-01 (240-87740-122) were analyzed for percent solids in accordance with ASTM Method D2216-80. The samples were analyzed on 11/10/2017 and 11/13/2017.

No analytical or quality issues were noted, other than those described above or in the Definitions/Glossary page.

Qualifiers

GC Semi VOA

Qualifier	Qualifier Description
U	Indicates the analyte was analyzed for but not detected.
E	Result exceeded calibration range.
J	Result is less than the RL but greater than or equal to the MDL and the concentration is an approximate value.
p	The %RPD between the primary and confirmation column/detector is >40%. The lower value has been reported.
X	Surrogate is outside control limits
F2	MS/MSD RPD exceeds control limits

Glossary

Abbreviation	These commonly used abbreviations may or may not be present in this report.
¤	Listed under the "D" column to designate that the result is reported on a dry weight basis
%R	Percent Recovery
CFL	Contains Free Liquid
CNF	Contains No Free Liquid
DER	Duplicate Error Ratio (normalized absolute difference)
Dil Fac	Dilution Factor
DL	Detection Limit (DoD/DOE)
DL, RA, RE, IN	Indicates a Dilution, Re-analysis, Re-extraction, or additional Initial metals/anion analysis of the sample
DLC	Decision Level Concentration (Radiochemistry)
EDL	Estimated Detection Limit (Dioxin)
LOD	Limit of Detection (DoD/DOE)
LOQ	Limit of Quantitation (DoD/DOE)
MDA	Minimum Detectable Activity (Radiochemistry)
MDC	Minimum Detectable Concentration (Radiochemistry)
MDL	Method Detection Limit
ML	Minimum Level (Dioxin)
NC	Not Calculated
ND	Not Detected at the reporting limit (or MDL or EDL if shown)
PQL	Practical Quantitation Limit
QC	Quality Control
RER	Relative Error Ratio (Radiochemistry)
RL	Reporting Limit or Requested Limit (Radiochemistry)
RPD	Relative Percent Difference, a measure of the relative difference between two points
TEF	Toxicity Equivalent Factor (Dioxin)
TEQ	Toxicity Equivalent Quotient (Dioxin)

Method Summary

Client: Tetra Tech, Inc.
Project/Site: MRC Infrastructure Investigation

TestAmerica Job ID: 240-87740-1

Method	Method Description	Protocol	Laboratory
8082A	Polychlorinated Biphenyls (PCBs) by Gas Chromatography	SW846	TAL CAN
Moisture	Percent Moisture	EPA	TAL CAN

Protocol References:

EPA = US Environmental Protection Agency

SW846 = "Test Methods For Evaluating Solid Waste, Physical/Chemical Methods", Third Edition, November 1986 And Its Updates.

Laboratory References:

TAL CAN = TestAmerica Canton, 4101 Shuffel Street NW, North Canton, OH 44720, TEL (330)497-9396

Sample Summary

Client: Tetra Tech, Inc.
Project/Site: MRC Infrastructure Investigation

TestAmerica Job ID: 240-87740-1

Lab Sample ID	Client Sample ID	Matrix	Collected	Received
240-87740-1	G-SB-1756-00-01	Solid	11/07/17 12:30	11/09/17 09:25
240-87740-3	G-SB-1757-00-01	Solid	11/07/17 12:40	11/09/17 09:25
240-87740-5	G-SB-1758-00-01	Solid	11/07/17 12:50	11/09/17 09:25
240-87740-7	G-SB-1759-00-01	Solid	11/08/17 11:00	11/09/17 09:25
240-87740-9	G-SB-1760-00-01	Solid	11/08/17 11:04	11/09/17 09:25
240-87740-11	G-SB-1761-00-01	Solid	11/08/17 11:08	11/09/17 09:25
240-87740-13	G-SB-1762-00-01	Solid	11/08/17 10:10	11/09/17 09:25
240-87740-15	G-SB-1763-00-01	Solid	11/08/17 10:14	11/09/17 09:25
240-87740-16	D-SB-1764-00-01	Solid	11/08/17 10:18	11/09/17 09:25
240-87740-18	D-SB-1765-00-01	Solid	11/06/17 09:24	11/09/17 09:25
240-87740-20	D-SB-1766-00-01	Solid	11/06/17 09:35	11/09/17 09:25
240-87740-22	D-SB-1767-00-01	Solid	11/06/17 09:45	11/09/17 09:25
240-87740-24	D-SB-1768-00-01	Solid	11/06/17 10:00	11/09/17 09:25
240-87740-26	D-SB-1769-00-01	Solid	11/06/17 10:10	11/09/17 09:25
240-87740-28	D-SB-1770-00-01	Solid	11/06/17 10:25	11/09/17 09:25
240-87740-30	CPP-SB-1771-00-01	Solid	11/06/17 15:00	11/09/17 09:25
240-87740-32	CPP-SB-1772-00-01	Solid	11/06/17 15:10	11/09/17 09:25
240-87740-34	CPP-SB-1773-00-01	Solid	11/06/17 15:20	11/09/17 09:25
240-87740-36	CPP-SB-1774-00-01	Solid	11/06/17 13:45	11/09/17 09:25
240-87740-38	CPP-SB-1775-00-01	Solid	11/06/17 13:55	11/09/17 09:25
240-87740-40	CPP-SB-1776-00-01	Solid	11/06/17 14:05	11/09/17 09:25
240-87740-42	CPP-SB-1777-00-01	Solid	11/06/17 13:05	11/09/17 09:25
240-87740-44	CPP-SB-1778-00-01	Solid	11/06/17 13:15	11/09/17 09:25
240-87740-46	CPP-SB-1779-00-01	Solid	11/06/17 13:25	11/09/17 09:25
240-87740-48	I-SB-1780-00-01	Solid	11/07/17 08:15	11/09/17 09:25
240-87740-50	I-SB-1781-00-01	Solid	11/07/17 08:40	11/09/17 09:25
240-87740-52	I-SB-1782-00-01	Solid	11/07/17 08:55	11/09/17 09:25
240-87740-54	E-SB-1783-00-01	Solid	11/06/17 11:20	11/09/17 09:25
240-87740-56	E-SB-1784-00-01	Solid	11/06/17 11:30	11/09/17 09:25
240-87740-58	E-SB-1785-00-01	Solid	11/06/17 11:40	11/09/17 09:25
240-87740-60	E-SB-1786-00-01	Solid	11/06/17 11:50	11/09/17 09:25
240-87740-62	E-SB-1787-00-01	Solid	11/06/17 10:35	11/09/17 09:25
240-87740-64	E-SB-1788-00-01	Solid	11/06/17 10:45	11/09/17 09:25
240-87740-66	E-SB-1789-00-01	Solid	11/06/17 10:55	11/09/17 09:25
240-87740-68	E-SB-1790-00-01	Solid	11/06/17 11:05	11/09/17 09:25
240-87740-70	H-SB-1791-00-01	Solid	11/07/17 09:40	11/09/17 09:25
240-87740-72	H-SB-1792-00-01	Solid	11/07/17 09:50	11/09/17 09:25
240-87740-74	H-SB-1793-00-01	Solid	11/07/17 10:00	11/09/17 09:25
240-87740-76	G-SB-1794-00-01	Solid	11/08/17 11:50	11/09/17 09:25
240-87740-78	G-SB-1795-00-01	Solid	11/08/17 12:00	11/09/17 09:25
240-87740-80	G-SB-1796-00-01	Solid	11/08/17 11:35	11/09/17 09:25
240-87740-82	G-SB-1797-00-01	Solid	11/07/17 13:20	11/09/17 09:25
240-87740-84	G-SB-1798-00-01	Solid	11/07/17 13:30	11/09/17 09:25
240-87740-86	G-SB-1799-00-01	Solid	11/07/17 13:40	11/09/17 09:25
240-87740-88	G-SB-1800-00-01	Solid	11/07/17 13:50	11/09/17 09:25
240-87740-90	G-SB-1801-00-01	Solid	11/07/17 13:54	11/09/17 09:25
240-87740-92	G-SB-1802-00-01	Solid	11/07/17 13:58	11/09/17 09:25
240-87740-94	G-SB-1803-00-01	Solid	11/07/17 14:05	11/09/17 09:25
240-87740-96	G-SB-1804-00-01	Solid	11/07/17 14:09	11/09/17 09:25
240-87740-98	G-SB-1805-00-01	Solid	11/07/17 14:13	11/09/17 09:25
240-87740-100	G-SB-1806-00-01	Solid	11/07/17 14:40	11/09/17 09:25
240-87740-102	G-SB-1807-00-01	Solid	11/07/17 14:44	11/09/17 09:25
240-87740-104	G-SB-1808-00-01	Solid	11/07/17 14:48	11/09/17 09:25

Sample Summary

Client: Tetra Tech, Inc.
Project/Site: MRC Infrastructure Investigation

TestAmerica Job ID: 240-87740-1

Lab Sample ID	Client Sample ID	Matrix	Collected	Received
240-87740-106	G-SB-1809-00-01	Solid	11/08/17 09:08	11/09/17 09:25
240-87740-108	G-SB-1810-00-01	Solid	11/08/17 09:12	11/09/17 09:25
240-87740-110	G-SB-1811-00-01	Solid	11/08/17 09:16	11/09/17 09:25
240-87740-112	G-SB-1812-00-01	Solid	11/08/17 09:20	11/09/17 09:25
240-87740-114	G-SB-1813-00-01	Solid	11/08/17 09:24	11/09/17 09:25
240-87740-116	G-SB-1814-00-01	Solid	11/08/17 09:28	11/09/17 09:25
240-87740-118	G-SB-1815-00-01	Solid	11/08/17 09:35	11/09/17 09:25
240-87740-120	G-SB-1816-00-01	Solid	11/08/17 09:45	11/09/17 09:25
240-87740-122	G-SB-1817-00-01	Solid	11/08/17 09:55	11/09/17 09:25

North Canton
4101 Shuffel Street, N. W.
North Canton, OH 44720
phone 330.497.9396 fax 330.497.0772

2.8/C2.8
2.0/C2.0
1.2/C1.2

Chain of Custody Record

TestAmerica
THE LEADER IN ENVIRONMENTAL TESTING

TestAmerica Laboratories, Inc.

Client Contact	Project Manager: Michael Martin	Site Contact: Stuart Cameron	11/8/2017	COC No:
Tera Tech	Tel/Fax: 301-528-3022 (Office)	Lab Contact: John McFadden	Carrier: Test America Courier	1 of 1 COCs
20251 Century Blvd, Suite 200	Analysis Turnaround Time			Job No. 112IC08076 - 04
Germantown, MD 20874	Calendar (C) or Work Days (W) W			
(301) 528-3021 Phone	TAT if different from Below 21 day			SDG No.
(301) 528-3000 FAX	☐ 2 weeks			
Project Name: MRC, Infrustructure Investigation	☐ 1 week			
Site: Middle River Complex	☐ 2 days			Sampler: S. Cameron
P O #	☐ 1 day			

180325
BALTIMORE

Sample Identification	Sample Date	Sample Time	Sample Type	Matrix	# of Cont.	Filtered Sample	PCBs via 8082A	Sample Specific Notes:
G-SB-1756-00-01 ✓	11/7/2017	12:30	C	SO	1		x	
G-SB-1756-01-03	11/7/2017	12:35	C	SO	1		x	Freeze and Hold Analysis ✓
G-SB-1757-00-01 ✓	11/7/2017	12:40	C	SO	1		x	
G-SB-1757-01-03	11/7/2017	12:45	C	SO	1		x	Freeze and Hold Analysis ✓
G-SB-1758-00-01 ✓	11/7/2017	12:50	C	SO	1		x	
G-SB-1758-01-03	11/7/2017	12:55	C	SO	1		x	Freeze and Hold Analysis ✓
G-SB-1759-00-01 ✓	11/8/2017	11:00	C	SO	1		x	
G-SB-1759-01-03	11/8/2017	11:02	C	SO	1		x	Freeze and Hold Analysis ✓
G-SB-1760-00-01 ✓	11/8/2017	11:04	C	SO	1		x	
G-SB-1760-01-03	11/8/2017	11:06	C	SO	1		x	Freeze and Hold Analysis ✓
G-SB-1761-00-01 ✓	11/8/2017	11:08	C	SO	1		x	
G-SB-1761-01-03	11/8/2017	11:10	C	SO	1		x	Freeze and Hold Analysis ✓
Preservation Used: 1= Ice, 2= HCl; 3= H2SO4; 4=HNO3; 5=NaOH; 6= Other _____							1	

240-87740 Chain of Custody

Possible Hazard Identification
■ Non-Hazard ☐ Flammable ☐ Skin Irritant ☐ Poison B ☐ Unknown

Sample Disposal (A fee may be assessed if samples are retained longer than 1 month)
☐ Return To Client ■ Disposal By Lab ☐ Archive For _____ Months

Special Instructions/QC Requirements & Comments: Samples with IDs ending in "01-03" should be frozen pending analysis of corresponding"00-01" sample.

Relinquished by: Stuart Cameron	Company: Tetra Tech	Date/Time: 11/8/17- 1530	Received by:	Company: TA	Date/Time: 11/08/17 15:30
Relinquished by:	Company: TA	Date/Time: 11/8/17 17:20	Received by:	Company: TA	Date/Time: 11-9-17 925
Relinquished by:	Company:	Date/Time:	Received by:	Company:	Date/Time:

Form No. CA-C-WI-002, Rev. 2, dated 03/06/2012

North Canton
4101 Shuffel Street, N. W.

North Canton, OH 44720
phone 330.497.9396 fax 330.497.0772

Chain of Custody Record

TestAmerica
THE LEADER IN ENVIRONMENTAL TESTING

TestAmerica Laboratories, Inc.

Client Contact	Project Manager: Michael Martin	Site Contact: Stuart Cameron	11/8/2017	COC No:
Tera Tech	Tel/Fax: 301-528-3022 (Office)	Lab Contact: John McFadden	Carrier: Test America Courier	2 of 11 COCs
20251 Century Blvd, Suite 200	Analysis Turnaround Time			Job No. 112IC08076 - 04
Germantown, MD 20874	Calendar (C) or Work Days (W) W			
(301) 528-3021 Phone	TAT if different from Below 21 day			SDG No.
(301) 528-3000 FAX	☐ 2 weeks			
Project Name: MRC, Infrustructure Investigation	☐ 1 week			
Site: Middle River Complex	☐ 2 days			Sampler: S. Cameron
P O #	☐ 1 day			

180325
BALTIMORE

Sample Identification	Sample Date	Sample Time	Sample Type	Matrix	# of Cont.	Filtered Sample	PCBs via 8082A	Sample Specific Notes:
G-SB-1762-00-01 ✓	11/8/2017	10:10	C	SO	1		x	
G-SB-1762-01-03	11/8/2017	10:12	C	SO	1		x	Freeze and Hold Analysis ✓
G-SB-1763-00-01 ✓	11/8/2017	10:14	C	SO	1		x	
G-SB-1764-00-01 ✓	11/8/2017	10:18	C	SO	1		x	
G-SB-1764-01-03	11/8/2017	10:20	C	SO	1		x	Freeze and Hold Analysis ✓
D-SB-1765-00-01 ✓	11/6/2017	9:24	C	SO	1		x	
D-SB-1765-01-03	11/6/2017	9:26	C	SO	1		x	Freeze and Hold Analysis ✓
D-SB-1766-00-01 ✓	11/6/2017	9:35	C	SO	1		x	
D-SB-1766-01-03	11/6/2017	9:37	C	SO	1		x	Freeze and Hold Analysis ✓
D-SB-1767-00-01 ✓	11/6/2017	9:45	C	SO	1		x	
D-SB-1767-01-03	11/6/2017	9:47	C	SO	1		x	Freeze and Hold Analysis ✓
D-SB-1768-00-01 ✓	11/6/2017	10:00	C	SO	1		x	
							1	

Preservation Used: 1= Ice, 2= HCl; 3= H2SO4; 4=HNO3; 5=NaOH; 6= Other _____

Possible Hazard Identification
■ *Non-Hazard* ☐ *Flammable* ☐ *Skin Irritant* ☐ *Poison B* ☐ *Unknown*

Sample Disposal (A fee may be assessed if samples are retained longer than 1 month)
☐ *Return To Client* ■ *Disposal By Lab* ☐ *Archive For _____ Months*

Special Instructions/QC Requirements & Comments: Samples with IDs ending in "01-03" should be frozen pending analysis of corresponding"00-01" sample.

Relinquished by:	Company:	Date/Time:	Received by:	Company:	Date/Time:
Stuart Cameron	Tetra Tech	11/8/17- 1530		TA	11/08/17 15:30
	TA	11/9/17 7:30		TA	11-9-17 925

North Canton
4101 Shuffel Street, N. W.

North Canton, OH 44720
phone 330.497.9396 fax 330.497.0772

Chain of Custody Record

TestAmerica
THE LEADER IN ENVIRONMENTAL TESTING

TestAmerica Laboratories, Inc.

Client Contact	Project Manager: Michael Martin	Site Contact: Stuart Cameron	11/8/2017	COC No:
Tera Tech	Tel/Fax: 301-528-3022 (Office)	Lab Contact: John McFadden	Carrier: Test America Courier	3 of 11 COCs
20251 Century Blvd, Suite 200	Analysis Turnaround Time			Job No. 112IC08076 - 04
Germantown, MD 20874	Calendar (C) or Work Days (W) W			
(301) 528-3021 Phone	TAT if different from Below 21 day			
(301) 528-3000 FAX	☐ 2 weeks			SDG No.
Project Name: MRC, Infrustructure Investigation	☐ 1 week			
Site: Middle River Complex	☐ 2 days			
P O #	☐ 1 day			Sampler: S. Cameron

180325
BALTIMORE

Sample Identification	Sample Date	Sample Time	Sample Type	Matrix	# of Cont.	Filtered Sample	PCBs via 8082A	Sample Specific Notes:
D-SB-1768-01-03	11/6/2017	10:05	C	SO	1		x	Freeze and Hold Analysis ✓
D-SB-1769-00-01 ✓	11/6/2017	10:10	C	SO	1		x	
D-SB-1769-01-03	11/6/2017	10:20	C	SO	1		x	Freeze and Hold Analysis ✓
D-SB-1770-00-01 ✓	11/6/2017	10:25	C	SO	1		x	
D-SB-1770-01-03	11/6/2017	10:30	C	SO	1		x	Freeze and Hold Analysis ✓
CPP-SB-1771-00-01 ✓	11/6/2017	15:00	C	SO	1		x	
CPP-SB-1771-01-03	11/6/2017	15:05	C	SO	1		x	Freeze and Hold Analysis ✓
CPP-SB-1772-00-01 ✓	11/6/2017	15:10	C	SO	1		x	
CPP-SB-1772-01-03	11/6/2017	15:15	C	SO	1		x	Freeze and Hold Analysis ✓
CPP-SB-1773-00-01 ✓	11/6/2017	15:20	C	SO	1		x	
CPP-SB-1773-01-03	11/6/2017	15:25	C	SO	1		x	Freeze and Hold Analysis ✓
CPP-SB-1774-00-01 ✓	11/6/2017	13:45	C	SO	1		x	
							1	

Preservation Used: 1= Ice, 2= HCl; 3= H2SO4; 4=HNO3; 5=NaOH; 6= Other _____

Possible Hazard Identification
■ *Non-Hazard* ☐ *Flammable* ☐ *Skin Irritant* ☐ *Poison B* ☐ *Unknown*

Sample Disposal (A fee may be assessed if samples are retained longer than 1 month)
☐ *Return To Client* ■ *Disposal By Lab* ☐ *Archive For* _____ *Months*

Special Instructions/QC Requirements & Comments: Samples with IDs ending in "01-03" should be frozen pending analysis of corresponding"00-01" sample.

Relinquished by:	Company:	Date/Time:	Received by:	Company:	Date/Time:
Stuart Cameron	Tetra Tech	11/8/17-		T-A	11/8/17 15:30
	T-A	11/8/17 17:20		TA	11-9-17 925

North Canton
4101 Shuffel Street, N. W.

North Canton, OH 44720
phone 330.497.9396 fax 330.497.0772

Chain of Custody Record

TestAmerica
THE LEADER IN ENVIRONMENTAL TESTING

TestAmerica Laboratories, Inc.

Client Contact	Project Manager: Michael Martin	Site Contact: Stuart Cameron	11/8/2017	COC No:
Tera Tech	Tel/Fax: 301-528-3022 (Office)	Lab Contact: John McFadden	Carrier: Test America Courier	4 of 11 COCs
20251 Century Blvd, Suite 200	Analysis Turnaround Time			Job No. 112IC08076 - 04
Germantown, MD 20874	Calendar (C) or Work Days (W) W			
(301) 528-3021 Phone	TAT if different from Below 21 day			SDG No.
(301) 528-3000 FAX	☐ 2 weeks			
Project Name: MRC, Infrustructure Investigation	☐ 1 week			
Site: Middle River Complex	☐ 2 days			Sampler: S. Cameron
P O #	☐ 1 day			

180325
BALTIMORE

Sample Identification	Sample Date	Sample Time	Sample Type	Matrix	# of Cont.	Filtered Sample	PCBs via 8082A	Sample Specific Notes:
CPP-SB-1774-01-03	11/6/2017	13:50	C	SO	1		x	Freeze and Hold Analysis ✓
CPP-SB-1775-00-01 ✓	11/6/2017	13:55	C	SO	1		x	
CPP-SB-1775-01-03	11/6/2017	14:00	C	SO	1		x	Freeze and Hold Analysis ✓
CPP-SB-1776-00-01 ✓	11/6/2017	14:05	C	SO	1		x	
CPP-SB-1776-01-03	11/6/2017	14:10	C	SO	1		x	Freeze and Hold Analysis ✓
CPP-SB-1777-00-01 ✓	11/6/2017	13:05	C	SO	1		x	
CPP-SB-1777-01-03	11/6/2017	13:10	C	SO	1		x	Freeze and Hold Analysis ✓
CPP-SB-1778-00-01 ✓	11/6/2017	13:15	C	SO	1		x	
CPP-SB-1778-01-03	11/6/2017	13:20	C	SO	1		x	Freeze and Hold Analysis ✓
CPP-SB-1779-00-01 ✓	11/6/2017	13:25	C	SO	1		x	
CPP-SB-1779-01-03	11/6/2017	13:30	C	SO	1		x	Freeze and Hold Analysis ✓
I-SB-1780-00-01 ✓	11/7/2017	8:15	C	SO	1		x	
							1	

Preservation Used: 1= Ice, 2= HCl; 3= H2SO4; 4=HNO3; 5=NaOH; 6= Other _____

Possible Hazard Identification
■ *Non-Hazard* ☐ *Flammable* ☐ *Skin Irritant* ☐ *Poison B* ☐ *Unknown*

Sample Disposal (A fee may be assessed if samples are retained longer than 1 month)
☐ *Return To Client* ■ *Disposal By Lab* ☐ *Archive For _____ Months*

Special Instructions/QC Requirements & Comments: Samples with IDs ending in "01-03" should be frozen pending analysis of corresponding"00-01" sample.

Relinquished by:	Company:	Date/Time:	Received by:	Company:	Date/Time:
Stuart Cameron	Tetra Tech	11/8/17- 1530		T-A	11/08/17 15:32
Relinquished by:	Company:	Date/Time:	Received by:	Company:	Date/Time:
	T-A	11/8/17 17:20		TA	11-9-17 925
Relinquished by:	Company:	Date/Time:	Received by:	Company:	Date/Time:

Form No. CA-C-WI-002, Rev. 2, dated 03/06/2012

North Canton
4101 Shuffel Street, N. W.

North Canton, OH 44720
phone 330.497.9396 fax 330.497.0772

Chain of Custody Record

TestAmerica
THE LEADER IN ENVIRONMENTAL TESTING

TestAmerica Laboratories, Inc.

Client Contact	Project Manager: Michael Martin	Site Contact: Stuart Cameron	11/8/2017	COC No:
Tera Tech	Tel/Fax: 301-528-3022 (Office)	Lab Contact: John McFadden	Carrier: Test America Courier	5 of 11 COCs
20251 Century Blvd, Suite 200	Analysis Turnaround Time			Job No. 112IC08076 - 04
Germantown, MD 20874	Calendar (C) or Work Days (W) W			
(301) 528-3021 Phone	TAT if different from Below 21 day			SDG No.
(301) 528-3000 FAX	☐ 2 weeks			
Project Name: MRC, Infrustructure Investigation	☐ 1 week			
Site: Middle River Complex	☐ 2 days			Sampler: S. Cameron
P O #	☐ 1 day			

180325
BALTIMORE

Sample Identification	Sample Date	Sample Time	Sample Type	Matrix	# of Cont.	Filtered Sample	PCBs via 8082A	Sample Specific Notes:
I-SB-1780-01-03	11/7/2017	8:30	C	SO	1		x	Freeze and Hold Analysis ✓
I-SB-1781-00-01 ✓	11/7/2017	8:40	C	SO	1		x	
I-SB-1781-01-03	11/7/2017	8:45	C	SO	1		x	Freeze and Hold Analysis ✓
I-SB-1782-00-01 ✓	11/7/2017	8:55	C	SO	1		x	
I-SB-1782-01-03	11/7/2017	9:00	C	SO	1		x	Freeze and Hold Analysis ✓
E-SB-1783-00-01 ✓	11/6/2017	11:20	C	SO	1		x	
E-SB-1783-01-03	11/6/2017	11:25	C	SO	1		x	Freeze and Hold Analysis ✓
E-SB-1784-00-01 ✓	11/6/2017	11:30	C	SO	1		x	
E-SB-1784-01-03	11/6/2017	11:35	C	SO	1		x	Freeze and Hold Analysis ✓
E-SB-1785-00-01 ✓	11/6/2017	11:40	C	SO	1		x	
E-SB-1785-01-03	11/6/2017	11:45	C	SO	1		x	Freeze and Hold Analysis ✓
E-SB-1786-00-01 ✓	11/6/2017	11:50	C	SO	1		x	
							1	

Preservation Used: 1= Ice, 2= HCl; 3= H2SO4; 4=HNO3; 5=NaOH; 6= Other _____

Possible Hazard Identification
■ *Non-Hazard* ☐ *Flammable* ☐ *Skin Irritant* ☐ *Poison B* ☐ *Unknown*

Sample Disposal (A fee may be assessed if samples are retained longer than 1 month)
☐ *Return To Client* ■ *Disposal By Lab* ☐ *Archive For _____ Months*

Special Instructions/QC Requirements & Comments: Samples with IDs ending in "01-03" should be frozen pending analysis of corresponding"00-01" sample.

Relinquished by	Company	Date/Time	Received by	Company	Date/Time
Stuart Cameron	Tetra Tech	11/8/17- 1530		T-A	11/08/17 15:30
	T-A	11/8/17 1723		TA	11.9.17 925

North Canton
4101 Shuffel Street, N. W.

North Canton, OH 44720
phone 330.497.9396 fax 330.497.0772

Chain of Custody Record

TestAmerica
THE LEADER IN ENVIRONMENTAL TESTING

TestAmerica Laboratories, Inc.

Client Contact	Project Manager: Michael Martin	Site Contact: Stuart Cameron	11/8/2017	COC No:
Tera Tech	Tel/Fax: 301-528-3022 (Office)	Lab Contact: John McFadden	Carrier: Test America Courier	6 of 7 COCs
20251 Century Blvd, Suite 200	Analysis Turnaround Time			Job No.
Germantown, MD 20874	Calendar (C) or Work Days (W) W			112IC08076 - 04
(301) 528-3021 Phone	TAT if different from Below 21 day			SDG No.
(301) 528-3000 FAX	☐ 2 weeks			
Project Name: MRC, Infrustructure Investigation	☐ 1 week			
Site: Middle River Complex	☐ 2 days			Sampler: S. Cameron
P O #	☐ 1 day			

180325
BALTIMORE

Sample Identification	Sample Date	Sample Time	Sample Type	Matrix	# of Cont.	Filtered Sample	PCBs via 8082A	Sample Specific Notes:
E-SB-1786-01-03	11/6/2017	11:55	C	SO	1		x	Freeze and Hold Analysis ✓
E-SB-1787-00-01 ✓	11/6/2017	10:35	C	SO	1		x	
E-SB-1787-01-03	11/6/2017	10:40	C	SO	1		x	Freeze and Hold Analysis ✓
E-SB-1788-00-01 ✓	11/6/2017	10:45	C	SO	1		x	
E-SB-1788-01-03	11/6/2017	10:50	C	SO	1		x	Freeze and Hold Analysis ✓
E-SB-1789-00-01 ✓	11/6/2017	10:55	C	SO	1		x	
E-SB-1789-01-03	11/6/2017	11:00	C	SO	1		x	Freeze and Hold Analysis ✓
E-SB-1790-00-01 ✓	11/6/2017	11:05	C	SO	1		x	
E-SB-1790-01-03	11/6/2017	11:10	C	SO	1		x	Freeze and Hold Analysis ✓
H-SB-1791-00-01 ✓	11/7/2017	9:40	C	SO	1		x	
H-SB-1791-01-03	11/7/2017	9:45	C	SO	1		x	Freeze and Hold Analysis ✓
H-SB-1792-00-01 ✓	11/7/2017	9:50	C	SO	1		x	
							1	

Preservation Used: 1= Ice, 2= HCl; 3= H2SO4; 4=HNO3; 5=NaOH; 6= Other _____

Possible Hazard Identification
■ *Non-Hazard* ☐ *Flammable* ☐ *Skin Irritant* ☐ *Poison B* ☐ *Unknown*

Sample Disposal (A fee may be assessed if samples are retained longer than 1 month)
☐ *Return To Client* ■ *Disposal By Lab* ☐ *Archive For _____ Months*

Special Instructions/QC Requirements & Comments: Samples with IDs ending in "01-03" should be frozen pending analysis of corresponding"00-01" sample.

Relinquished by:	Company:	Date/Time:	Received by:	Company:	Date/Time:
Stuart Cameron	Tetra Tech	11/8/17- 1530		T·A	11/08/17 15:30
	Company:	Date/Time:	Received by:	Company:	Date/Time:
	T·A	11/8/17 17:20		TA	11-9-17 925
Relinquished by:	Company:	Date/Time:	Received by:	Company:	Date/Time:

Form No. CA-C-WI-002, Rev. 2, dated 03/06/2012

North Canton
4101 Shuffel Street, N. W.

North Canton, OH 44720
phone 330.497.9396 fax 330.497.0772

Chain of Custody Record

TestAmerica
THE LEADER IN ENVIRONMENTAL TESTING

TestAmerica Laboratories, Inc.

Client Contact	Project Manager: Michael Martin	Site Contact: Stuart Cameron	11/8/2017	COC No:
Tera Tech	Tel/Fax: 301-528-3022 (Office)	Lab Contact: John McFadden	Carrier: Test America Courier	7 of 11 COCs
20251 Century Blvd, Suite 200	Analysis Turnaround Time			Job No. 112IC08076 - 04
Germantown, MD 20874	Calendar (C) or Work Days (W) W			
(301) 528-3021 Phone	TAT if different from Below 21 day			SDG No.
(301) 528-3000 FAX	☐ 2 weeks			
Project Name: MRC, Infrustructure Investigation	☐ 1 week			
Site: Middle River Complex	☐ 2 days			Sampler: S. Cameron
P O #	☐ 1 day			

180325
BALTIMORE

Sample Identification	Sample Date	Sample Time	Sample Type	Matrix	# of Cont.	Filtered Sample	PCBs via 8082A	Sample Specific Notes:
H-SB-1792-01-03	11/7/2017	9:55	C	SO	1		x	Freeze and Hold Analysis ✓
H-SB-1793-00-01 ✓	11/7/2017	10:00	C	SO	1		x	
H-SB-1793-01-03	11/7/2017	10:05	C	SO	1		x	Freeze and Hold Analysis ✓
G-SB-1794-00-01 ✓	11/8/2017	11:50	C	SO	1		x	
G-SB-1794-01-03	11/8/2017	11:55	C	SO	1		x	Freeze and Hold Analysis ✓
G-SB-1795-00-01 ✓	11/8/2017	12:00	C	SO	1		x	
G-SB-1795-01-03	11/8/2017	12:05	C	SO	1		x	Freeze and Hold Analysis ✓
G-SB-1796-00-01 ✓	11/8/2017	11:35	C	SO	1		x	
G-SB-1796-01-03	11/8/2017	11:40	C	SO	1		x	Freeze and Hold Analysis ✓
G-SB-1797-00-01 ✓	11/7/2017	13:20	C	SO	1		x	
G-SB-1797-01-03	11/7/2017	13:25	C	SO	1		x	Freeze and Hold Analysis ✓
G-SB-1798-00-01 ✓	11/7/2017	13:30	C	SO	1		x	
							1	

Preservation Used: 1= Ice, 2= HCl; 3= H2SO4; 4=HNO3; 5=NaOH; 6= Other _____

Possible Hazard Identification
■ *Non-Hazard* ☐ *Flammable* ☐ *Skin Irritant* ☐ *Poison B* ☐ *Unknown*

Sample Disposal (A fee may be assessed if samples are retained longer than 1 month)
☐ *Return To Client* ■ *Disposal By Lab* ☐ *Archive For _____ Months*

Special Instructions/QC Requirements & Comments: Samples with IDs ending in "01-03" should be frozen pending analysis of corresponding"00-01" sample.

Relinquished by:	Company:	Date/Time:	Received by:	Company:	Date/Time:
Stuart Cameron	Tetra Tech	11/8/17-1530		TA	11/8/17 15:30
	TA	11/8/17 17:20		TA	11-9-17 928

North Canton
4101 Shuffel Street, N. W.

North Canton, OH 44720
phone 330.497.9396 fax 330.497.0772

Chain of Custody Record

TestAmerica
THE LEADER IN ENVIRONMENTAL TESTING

TestAmerica Laboratories, Inc.

Client Contact	Project Manager: Michael Martin	Site Contact: Stuart Cameron	11/8/2017	COC No:
Tera Tech	Tel/Fax: 301-528-3022 (Office)	Lab Contact: John McFadden	Carrier: Test America Courier	8 of 11 COCs
20251 Century Blvd, Suite 200	Analysis Turnaround Time			Job No.
Germantown, MD 20874	Calendar (C) or Work Days (W) W			112IC08076 - 04
(301) 528-3021 Phone	TAT if different from Below 21 day			SDG No.
(301) 528-3000 FAX	☐ 2 weeks			
Project Name: MRC, Infrustructure Investigation	☐ 1 week			
Site: Middle River Complex	☐ 2 days			Sampler: S. Cameron
P O #	☐ 1 day			

180325
BALTIMORE

Sample Identification	Sample Date	Sample Time	Sample Type	Matrix	# of Cont.	Filtered Sample	PCBs via 8082A	Sample Specific Notes:
G-SB-1798-01-03	11/7/2017	13:35	C	SO	1		x	Freeze and Hold Analysis ✓
G-SB-1799-00-01 ✓	11/7/2017	13:40	C	SO	1		x	
G-SB-1799-01-03	11/7/2017	13:45	C	SO	1		x	Freeze and Hold Analysis ✓
G-SB-1800-00-01 ✓	11/7/2017	13:50	C	SO	1		x	
G-SB-1800-01-03	11/7/2017	13:52	C	SO	1		x	Freeze and Hold Analysis ✓
G-SB-1801-00-01 ✓	11/7/2017	13:54	C	SO	1		x	
G-SB-1801-01-03	11/7/2017	13:56	C	SO	1		x	Freeze and Hold Analysis ✓
G-SB-1802-00-01 ✓	11/7/2017	13:58	C	SO	1		x	
G-SB-1802-01-03	11/7/2017	14:00	C	SO	1		x	Freeze and Hold Analysis ✓
G-SB-1803-00-01 ✓	11/7/2017	14:05	C	SO	1		x	
G-SB-1803-01-03	11/7/2017	14:07	C	SO	1		x	Freeze and Hold Analysis ✓
G-SB-1804-00-01 ✓	11/7/2017	14:09	C	SO	1		x	
							1	

Preservation Used: 1= Ice, 2= HCl; 3= H2SO4; 4=HNO3; 5=NaOH; 6= Other _____

Possible Hazard Identification
■ *Non-Hazard* ☐ *Flammable* ☐ *Skin Irritant* ☐ *Poison B* ☐ *Unknown*

Sample Disposal (A fee may be assessed if samples are retained longer than 1 month)
☐ *Return To Client* ■ *Disposal By Lab* ☐ *Archive For _____ Months*

Special Instructions/QC Requirements & Comments: Samples with IDs ending in "01-03" should be frozen pending analysis of corresponding"00-01" sample.

Relinquished by:	Company:	Date/Time:	Received by:	Company:	Date/Time:
Stuart Cameron	Tetra Tech	11/8/17- 1530		T-A	11/8/17 15:30
	T-A	11/8/17 17:20		TA	11-9-17 925

North Canton
4101 Shuffel Street, N. W.

North Canton, OH 44720
phone 330.497.9396 fax 330.497.0772

Chain of Custody Record

TestAmerica
THE LEADER IN ENVIRONMENTAL TESTING

TestAmerica Laboratories, Inc.

Client Contact	Project Manager: Michael Martin	Site Contact: Stuart Cameron	11/8/2017	COC No:
Tera Tech	Tel/Fax: 301-528-3022 (Office)	Lab Contact: John McFadden	Carrier: Test America Courier	9 of 11 COCs
20251 Century Blvd, Suite 200	**Analysis Turnaround Time**			Job No.
Germantown, MD 20874	Calendar (C) or Work Days (W) W			112IC08076 - 04
(301) 528-3021 Phone	TAT if different from Below 21 day			SDG No.
(301) 528-3000 FAX	☐ 2 weeks			
Project Name: MRC, Infrustructure Investigation	☐ 1 week			
Site: Middle River Complex	☐ 2 days			Sampler: S. Cameron
P O #	☐ 1 day			

180325
BALTIMORE

Sample Identification	Sample Date	Sample Time	Sample Type	Matrix	# of Cont.	Filtered Sample	PCBs via 8082A	Sample Specific Notes:
G-SB-1804-01-03	11/7/2017	14:11	C	SO	1		x	Freeze and Hold Analysis ✓
G-SB-1805-00-01 ✓	11/7/2017	14:13	C	SO	1		x	
G-SB-1805-01-03	11/7/2017	14:15	C	SO	1		x	Freeze and Hold Analysis ✓
G-SB-1806-00-01 ✓	11/7/2017	14:40	C	SO	1		x	
G-SB-1806-01-03	11/7/2017	14:42	C	SO	1		x	Freeze and Hold Analysis ✓
G-SB-1807-00-01 ✓	11/7/2017	14:44	C	SO	1		x	
G-SB-1807-01-03	11/7/2017	14:46	C	SO	1		x	Freeze and Hold Analysis ✓
G-SB-1808-00-01 ✓	11/7/2017	14:48	C	SO	1		x	
G-SB-1808-01-03	11/7/2017	14:50	C	SO	1		x	Freeze and Hold Analysis ✓
G-SB-1809-00-01 ✓	11/8/2017	9:08	C	SO	1		x	
G-SB-1809-01-03	11/8/2017	9:10	C	SO	1		x	Freeze and Hold Analysis ✓
G-SB-1810-00-01 ✓	11/8/2017	9:12	C	SO	1		x	
							1	

Preservation Used: 1= Ice, 2= HCl; 3= H2SO4; 4=HNO3; 5=NaOH; 6= Other _____

Possible Hazard Identification
■ *Non-Hazard* ☐ *Flammable* ☐ *Skin Irritant* ☐ *Poison B* ☐ *Unknown*

Sample Disposal (A fee may be assessed if samples are retained longer than 1 month)
☐ *Return To Client* ■ *Disposal By Lab* ☐ *Archive For* _____ *Months*

Special Instructions/QC Requirements & Comments: Samples with IDs ending in "01-03" should be frozen pending analysis of corresponding"00-01" sample.

Relinquished by:	Company:	Date/Time:	Received by:	Company:	Date/Time:
Stuart Cameron	Tetra Tech	11/8/17- 1530		T-A	11/08/17 1530
	T-A	11/8/17 1720		TA	11-9-17 925

North Canton
4101 Shuffel Street, N. W.
North Canton, OH 44720
phone 330.497.9396 fax 330.497.0772

2-8/C2-8 TB

Chain of Custody Record

TestAmerica
THE LEADER IN ENVIRONMENTAL TESTING

TestAmerica Laboratories, Inc.

Client Contact	Project Manager: Michael Martin	Site Contact: Stuart Cameron	11/8/2017	COC No:
Tera Tech	Tel/Fax: 301-528-3022 (Office)	Lab Contact: John McFadden	Carrier: Test America Courier	1 of 1 COCs
20251 Century Blvd, Suite 200	Analysis Turnaround Time			Job No. 112IC08076 - 04
Germantown, MD 20874	Calendar (C) or Work Days (W) W			
(301) 528-3021 Phone	TAT if different from Below 21 day			SDG No.
(301) 528-3000 FAX	☐ 2 weeks			
Project Name: MRC, Infrustructure Investigation	☐ 1 week			
Site: Middle River Complex	☐ 2 days			Sampler: S. Cameron
P O #	☐ 1 day			

180325
BALTIMORE

Sample Identification	Sample Date	Sample Time	Sample Type	Matrix	# of Cont.	Filtered Sample	PCBs via 8082A	Sample Specific Notes:
G-SB-1816-01-03	11/8/2017	9:50	C	SO	1		x	Freeze and Hold Analysis ✓
G-SB-1817-00-01 ✓	11/8/2017	9:55	C	SO	1		x	
G-SB-1817-01-03	11/8/2017	10:00	C	SO	1		x	Freeze and Hold Analysis ✓
							1	

Preservation Used: 1= Ice, 2= HCl; 3= H2SO4; 4=HNO3; 5=NaOH; 6= Other _____

Possible Hazard Identification
■ *Non-Hazard* ☐ *Flammable* ☐ *Skin Irritant* ☐ *Poison B* ☐ *Unknown*

Sample Disposal (A fee may be assessed if samples are retained longer than 1 month)
☐ *Return To Client* ■ *Disposal By Lab* ☐ *Archive For _____ Months*

Special Instructions/QC Requirements & Comments: Samples with IDs ending in "01-03" should be frozen pending analysis of corresponding"00-01" sample.

Relinquished by:	Company:	Date/Time:	Received by:	Company:	Date/Time:
Stuart Cameron	Tetra Tech	11/8/17- 1530		T·A	11/8/17 15:30
	T·A	11/8/17 17:32		TA	11-9-17 925

Form No. CA-C-WI-002, Rev. 2, dated 03/06/2012

North Canton
4101 Shuffel Street, N. W.

North Canton, OH 44720
phone 330.497.9396 fax 330.497.0772

Chain of Custody Record

TestAmerica
THE LEADER IN ENVIRONMENTAL TESTING

TestAmerica Laboratories, Inc.

Client Contact	Project Manager: Michael Martin	Site Contact: Stuart Cameron	11/8/2017	COC No:
Tera Tech	Tel/Fax: 301-528-3022 (Office)	Lab Contact: John McFadden	Carrier: Test America Courier	12 of 17 COCs
20251 Century Blvd, Suite 200	Analysis Turnaround Time			Job No.
Germantown, MD 20874	Calendar (C) or Work Days (W) W			112IC08076 - 04
(301) 528-3021 Phone	TAT if different from Below 21 day			SDG No.
(301) 528-3000 FAX	☐ 2 weeks			
Project Name: MRC, Infrustructure Investigation	☐ 1 week			Sampler: S. Cameron
Site: Middle River Complex	☐ 2 days			
P O #	☐ 1 day			

180325
BALTIMORE

Sample Identification	Sample Date	Sample Time	Sample Type	Matrix	# of Cont.	Filtered Sample	PCBs via 8082A	Sample Specific Notes:
G-SB-1810-01-03	11/8/2017	9:14	C	SO	1		x	Freeze and Hold Analysis ✓
G-SB-1811-00-01 ✓	11/8/2017	9:16	C	SO	1		x	
G-SB-1811-01-03	11/8/2017	9:18	C	SO	1		x	Freeze and Hold Analysis ✓
G-SB-1812-00-01 ✓	11/8/2017	9:20	C	SO	1		x	
G-SB-1812-01-03	11/8/2017	9:22	C	SO	1		x	Freeze and Hold Analysis ✓
G-SB-1813-00-01 ✓	11/8/2017	9:24	C	SO	1		x	
G-SB-1813-01-03	11/8/2017	9:26	C	SO	1		x	Freeze and Hold Analysis ✓
G-SB-1814-00-01 ✓	11/8/2017	9:28	C	SO	1		x	
G-SB-1814-01-03	11/8/2017	9:30	C	SO	1		x	Freeze and Hold Analysis ✓
G-SB-1815-00-01 ✓	11/8/2017	9:35	C	SO	1		x	
G-SB-1815-01-03	11/8/2017	9:40	C	SO	1		x	Freeze and Hold Analysis
G-SB-1816-00-01 ✓	11/8/2017	9:45	C	SO	1		x	
							1	

Preservation Used: 1= Ice, 2= HCl; 3= H2SO4; 4=HNO3; 5=NaOH; 6= Other _____

Possible Hazard Identification
■ *Non-Hazard* ☐ *Flammable* ☐ *Skin Irritant* ☐ *Poison B* ☐ *Unknown*

Sample Disposal (A fee may be assessed if samples are retained longer than 1 month)
☐ *Return To Client* ■ *Disposal By Lab* ☐ *Archive For _____ Months*

Special Instructions/QC Requirements & Comments: Samples with IDs ending in "01-03" should be frozen pending analysis of corresponding"00-01" sample.

Relinquished by:	Company:	Date/Time:	Received by:	Company:	Date/Time:
Stuart Cameron	Tetra Tech	11/8/17- 1530			
				T-A	11/08/17 15:30
Relinquished by:	Company:	Date/Time:	Received by:	Company:	Date/Time:
	T-A	11/8/17 17:30		TA	11-9-17 920
Relinquished by:	Company:	Date/Time:	Received by:	Company:	Date/Time:

TestAmerica Canton Sample Receipt Form/Narrative **Login # :** _____
Canton Facility

Client Tetra Tech Site Name _____ Cooler unpacked by:

Cooler Received on 11.9.17 Opened on 11.9.17

FedEx: 1st Grd (Exp) UPS FAS Clipper Client Drop Off TestAmerica Courier Other _____

Receipt After-hours: Drop-off Date/Time _____ Storage Location _____

TestAmerica Cooler # _____ Foam Box Client Cooler Box (Other) _____

Packing material used: (Bubble) Wrap Foam Plastic Bag None Other _____

COOLANT: (Wet Ice) Blue Ice Dry Ice Water None

1. Cooler temperature upon receipt ☑ See Multiple Cooler Form
   IR GUN# IR-8 (CF +0 °C) Observed Cooler Temp._____°C Corrected Cooler Temp._____°C
   IR GUN #36 (CF +0.3°C) Observed Cooler Temp._____°C Corrected Cooler Temp._____°C
   IR GUN # 627 (CF -1.3°C) Observed Cooler Temp._____°C Corrected Cooler Temp._____°C

2. Were tamper/custody seals on the outside of the cooler(s)? If Yes Quantity 3	(Yes)	No
-Were the seals on the outside of the cooler(s) signed & dated?	(Yes)	No NA
-Were tamper/custody seals on the bottle(s) or bottle kits (LLHg/MeHg)?	Yes	(No)
-Were tamper/custody seals intact and uncompromised?	Yes	No (NA)
3. Shippers' packing slip attached to the cooler(s)?	(Yes)	No
4. Did custody papers accompany the sample(s)?	(Yes)	No
5. Were the custody papers relinquished & signed in the appropriate place?	(Yes)	No
6. Was/were the person(s) who collected the samples clearly identified on the COC?	Yes	(No)
7. Did all bottles arrive in good condition (Unbroken)?	(Yes)	No
8. Could all bottle labels be reconciled with the COC?	(Yes)	No
9. Were correct bottle(s) used for the test(s) indicated?	(Yes)	No
10. Sufficient quantity received to perform indicated analyses?	(Yes)	No
11. Are these work share samples?	Yes	(No)
If yes, Questions 11-15 have been checked at the originating laboratory.		
11. Were all preserved sample(s) at the correct pH upon receipt?	Yes No	(NA) pH Strip Lot# **HC697954**
12. Were VOAs on the COC?	Yes	(No)
13. Were air bubbles >6 mm in any VOA vials? ● ⬅ Larger than this.	Yes	(No) (NA)
14. Was a VOA trip blank present in the cooler(s)? Trip Blank Lot #_____	Yes	(No)
15. Was a LL Hg or Me Hg trip blank present? _____	Yes	(No)

Tests that are not checked for pH by Receiving:
VOAs
Oil and Grease
TOC

Contacted PM _____ Date _____ by _____ via Verbal Voice Mail Other

Concerning _____

16. CHAIN OF CUSTODY & SAMPLE DISCREPANCIES Samples processed by:

_____

_____

_____

_____

_____

17. SAMPLE CONDITION

Sample(s) _____ were received after the recommended holding time had expired.
Sample(s) _____ were received in a broken container.
Sample(s) _____ were received with bubble >6 mm in diameter. (Notify PM)

18. SAMPLE PRESERVATION

Sample(s) _____ were further preserved in the laboratory.
Time preserved: _____ Preservative(s) added/Lot number(s):_____.

TestAmerica Multiple Cooler Receipt Form/Narrative **Login # :** _____
Canton Facility

Cooler #	IR Gun #	Observed Temp °C	Corrected Temp °C	Coolant
Client	8	28	28	ICP
↓	↓	20	20	↓
↓	↓	1.2	1.2	↓

Method 8082A

Polychlorinated Biphenyls (PCBs) (GC) by Method 8082A

PCBS ANALYSIS RUN LOG

Lab Name: TestAmerica Canton Job No.: 240-87740-1

SDG No.:

Instrument ID: A2HP10 Start Date: 11/13/2017 17:28

Analysis Batch Number: 303275 End Date: 11/14/2017 05:21

LAB SAMPLE ID	CLIENT SAMPLE ID	DATE ANALYZED	DILUTION FACTOR	LAB FILE ID	COLUMN ID
STD005 240-303275/4 IC		11/13/2017 17:28	1	P10111304.D	CLP-1 (0.53mm) 0.53(mm)
STD005 240-303275/4 IC		11/13/2017 17:28	1	P10111304.D	CLP-2 (0.53mm) 0.53(mm)
STD01 240-303275/5 IC		11/13/2017 17:48	1	P10111305.D	CLP-1 (0.53mm) 0.53(mm)
STD01 240-303275/5 IC		11/13/2017 17:48	1	P10111305.D	CLP-2 (0.53mm) 0.53(mm)
STD02 240-303275/6 IC		11/13/2017 18:07	1	P10111306.D	CLP-1 (0.53mm) 0.53(mm)
STD02 240-303275/6 IC		11/13/2017 18:07	1	P10111306.D	CLP-2 (0.53mm) 0.53(mm)
STD05 240-303275/7 IC		11/13/2017 18:26	1	P10111307.D	CLP-1 (0.53mm) 0.53(mm)
STD05 240-303275/7 IC		11/13/2017 18:26	1	P10111307.D	CLP-2 (0.53mm) 0.53(mm)
STD1 240-303275/8 IC		11/13/2017 18:46	1	P10111308.D	CLP-1 (0.53mm) 0.53(mm)
STD1 240-303275/8 IC		11/13/2017 18:46	1	P10111308.D	CLP-2 (0.53mm) 0.53(mm)
STD15 240-303275/9 IC		11/13/2017 19:05	1	P10111309.D	CLP-1 (0.53mm) 0.53(mm)
STD15 240-303275/9 IC		11/13/2017 19:05	1	P10111309.D	CLP-2 (0.53mm) 0.53(mm)
STD005 240-303275/10 IC		11/13/2017 19:24	1	P10111310.D	CLP-1 (0.53mm) 0.53(mm)
STD005 240-303275/10 IC		11/13/2017 19:24	1	P10111310.D	CLP-2 (0.53mm) 0.53(mm)
STD01 240-303275/11 IC		11/13/2017 19:44	1	P10111311.D	CLP-1 (0.53mm) 0.53(mm)
STD01 240-303275/11 IC		11/13/2017 19:44	1	P10111311.D	CLP-2 (0.53mm) 0.53(mm)
STD02 240-303275/12 IC		11/13/2017 20:03	1	P10111312.D	CLP-1 (0.53mm) 0.53(mm)
STD02 240-303275/12 IC		11/13/2017 20:03	1	P10111312.D	CLP-2 (0.53mm) 0.53(mm)
STD05 240-303275/13 IC		11/13/2017 20:23	1	P10111313.D	CLP-1 (0.53mm) 0.53(mm)
STD05 240-303275/13 IC		11/13/2017 20:23	1	P10111313.D	CLP-2 (0.53mm) 0.53(mm)
STD1 240-303275/14 IC		11/13/2017 20:42	1	P10111314.D	CLP-1 (0.53mm) 0.53(mm)
STD1 240-303275/14 IC		11/13/2017 20:42	1	P10111314.D	CLP-2 (0.53mm) 0.53(mm)
STD151242 240-303275/15 IC		11/13/2017 21:01	1	P10111315.D	CLP-1 (0.53mm) 0.53(mm)
STD151242 240-303275/15 IC		11/13/2017 21:01	1	P10111315.D	CLP-2 (0.53mm) 0.53(mm)
STD005 240-303275/16 IC		11/13/2017 21:21	1	P10111316.D	CLP-1 (0.53mm) 0.53(mm)
STD005 240-303275/16 IC		11/13/2017 21:21	1	P10111316.D	CLP-2 (0.53mm) 0.53(mm)
STD01 240-303275/17 IC		11/13/2017 21:40	1	P10111317.D	CLP-1 (0.53mm) 0.53(mm)
STD01 240-303275/17 IC		11/13/2017 21:40	1	P10111317.D	CLP-2 (0.53mm) 0.53(mm)
STD02 240-303275/18 IC		11/13/2017 21:59	1	P10111318.D	CLP-1 (0.53mm) 0.53(mm)
STD02 240-303275/18 IC		11/13/2017 21:59	1	P10111318.D	CLP-2 (0.53mm) 0.53(mm)
STD05 240-303275/19 IC		11/13/2017 22:19	1	P10111319.D	CLP-1 (0.53mm) 0.53(mm)
STD05 240-303275/19 IC		11/13/2017 22:19	1	P10111319.D	CLP-2 (0.53mm) 0.53(mm)

PCBS ANALYSIS RUN LOG

Lab Name: TestAmerica Canton Job No.: 240-87740-1

SDG No.:

Instrument ID: A2HP10 Start Date: 11/13/2017 17:28

Analysis Batch Number: 303275 End Date: 11/14/2017 05:21

LAB SAMPLE ID	CLIENT SAMPLE ID	DATE ANALYZED	DILUTION FACTOR	LAB FILE ID	COLUMN ID
STD1 240-303275/20 IC		11/13/2017 22:38	1	P10111320.D	CLP-1 (0.53mm) 0.53(mm)
STD1 240-303275/20 IC		11/13/2017 22:38	1	P10111320.D	CLP-2 (0.53mm) 0.53(mm)
STD15 240-303275/21 IC		11/13/2017 22:57	1	P10111321.D	CLP-1 (0.53mm) 0.53(mm)
STD15 240-303275/21 IC		11/13/2017 22:57	1	P10111321.D	CLP-2 (0.53mm) 0.53(mm)
STD005 240-303275/22 IC		11/13/2017 23:17	1	P10111322.D	CLP-1 (0.53mm) 0.53(mm)
STD005 240-303275/22 IC		11/13/2017 23:17	1	P10111322.D	CLP-2 (0.53mm) 0.53(mm)
STD01 240-303275/23 IC		11/13/2017 23:36	1	P10111323.D	CLP-1 (0.53mm) 0.53(mm)
STD01 240-303275/23 IC		11/13/2017 23:36	1	P10111323.D	CLP-2 (0.53mm) 0.53(mm)
STD02 240-303275/24 IC		11/13/2017 23:55	1	P10111324.D	CLP-1 (0.53mm) 0.53(mm)
STD02 240-303275/24 IC		11/13/2017 23:55	1	P10111324.D	CLP-2 (0.53mm) 0.53(mm)
STD05 240-303275/25 IC		11/14/2017 00:14	1	P10111325.D	CLP-1 (0.53mm) 0.53(mm)
STD05 240-303275/25 IC		11/14/2017 00:14	1	P10111325.D	CLP-2 (0.53mm) 0.53(mm)
STD1 240-303275/26 IC		11/14/2017 00:33	1	P10111326.D	CLP-1 (0.53mm) 0.53(mm)
STD1 240-303275/26 IC		11/14/2017 00:33	1	P10111326.D	CLP-2 (0.53mm) 0.53(mm)
STD15 240-303275/27 IC		11/14/2017 00:53	1	P10111327.D	CLP-1 (0.53mm) 0.53(mm)
STD15 240-303275/27 IC		11/14/2017 00:53	1	P10111327.D	CLP-2 (0.53mm) 0.53(mm)
STD005 240-303275/28 IC		11/14/2017 01:12	1	P10111328.D	CLP-1 (0.53mm) 0.53(mm)
STD005 240-303275/28 IC		11/14/2017 01:12	1	P10111328.D	CLP-2 (0.53mm) 0.53(mm)
STD01 240-303275/29 IC		11/14/2017 01:31	1	P10111329.D	CLP-1 (0.53mm) 0.53(mm)
STD01 240-303275/29 IC		11/14/2017 01:31	1	P10111329.D	CLP-2 (0.53mm) 0.53(mm)
STD02 240-303275/30 IC		11/14/2017 01:50	1	P10111330.D	CLP-1 (0.53mm) 0.53(mm)
STD02 240-303275/30 IC		11/14/2017 01:50	1	P10111330.D	CLP-2 (0.53mm) 0.53(mm)
STD05 240-303275/31 ICIS		11/14/2017 02:09	1	P10111331.D	CLP-1 (0.53mm) 0.53(mm)
STD05 240-303275/31 ICIS		11/14/2017 02:09	1	P10111331.D	CLP-2 (0.53mm) 0.53(mm)
STD1 240-303275/32 IC		11/14/2017 02:28	1	P10111332.D	CLP-1 (0.53mm) 0.53(mm)
STD1 240-303275/32 IC		11/14/2017 02:28	1	P10111332.D	CLP-2 (0.53mm) 0.53(mm)
STD151660 240-303275/33 IC		11/14/2017 02:48	1	P10111333.D	CLP-1 (0.53mm) 0.53(mm)
STD151660 240-303275/33 IC		11/14/2017 02:48	1	P10111333.D	CLP-2 (0.53mm) 0.53(mm)
ICV 240-303275/34		11/14/2017 03:07	1	P10111334.D	CLP-1 (0.53mm) 0.53(mm)
ICV 240-303275/34		11/14/2017 03:07	1	P10111334.D	CLP-2 (0.53mm) 0.53(mm)
ICV 240-303275/35		11/14/2017 03:26	1	P10111335.D	CLP-1 (0.53mm) 0.53(mm)
ICV 240-303275/35		11/14/2017 03:26	1	P10111335.D	CLP-2 (0.53mm) 0.53(mm)
ICV 240-303275/36		11/14/2017 03:45	1	P10111336.D	CLP-1 (0.53mm) 0.53(mm)

PCBS ANALYSIS RUN LOG

Lab Name: TestAmerica Canton Job No.: 240-87740-1

SDG No.:

Instrument ID: A2HP10 Start Date: 11/13/2017 17:28

Analysis Batch Number: 303275 End Date: 11/14/2017 05:21

LAB SAMPLE ID	CLIENT SAMPLE ID	DATE ANALYZED	DILUTION FACTOR	LAB FILE ID	COLUMN ID
ICV 240-303275/36		11/14/2017 03:45	1	P10111336.D	CLP-2 (0.53mm) 0.53(mm)
ICV 240-303275/37		11/14/2017 04:04	1	P10111337.D	CLP-1 (0.53mm) 0.53(mm)
ICV 240-303275/37		11/14/2017 04:04	1	P10111337.D	CLP-2 (0.53mm) 0.53(mm)
ICV 240-303275/38		11/14/2017 04:24	1	P10111338.D	CLP-1 (0.53mm) 0.53(mm)
ICV 240-303275/38		11/14/2017 04:24	1	P10111338.D	CLP-2 (0.53mm) 0.53(mm)
ICV 240-303275/39		11/14/2017 04:43	1	P10111339.D	CLP-1 (0.53mm) 0.53(mm)
ICV 240-303275/39		11/14/2017 04:43	1	P10111339.D	CLP-2 (0.53mm) 0.53(mm)
ICV 240-303275/40		11/14/2017 05:02	1	P10111340.D	CLP-1 (0.53mm) 0.53(mm)
ICV 240-303275/40		11/14/2017 05:02	1	P10111340.D	CLP-2 (0.53mm) 0.53(mm)
ICV 240-303275/41		11/14/2017 05:21	1	P10111341.D	CLP-1 (0.53mm) 0.53(mm)
ICV 240-303275/41		11/14/2017 05:21	1	P10111341.D	CLP-2 (0.53mm) 0.53(mm)

PCBS ANALYSIS RUN LOG

Lab Name: TestAmerica Canton Job No.: 240-87740-1

SDG No.:

Instrument ID: A2HP10 Start Date: 11/17/2017 15:03

Analysis Batch Number: 304093 End Date: 11/17/2017 21:49

LAB SAMPLE ID	CLIENT SAMPLE ID	DATE ANALYZED	DILUTION FACTOR	LAB FILE ID	COLUMN ID
CCV 240-304093/3 CCVIS		11/17/2017 15:03	1	P10111703.D	CLP-1 (0.53mm) 0.53(mm)
CCV 240-304093/3 CCVIS		11/17/2017 15:03	1		CLP-2 (0.53mm) 0.53(mm)
CCV 240-304093/4		11/17/2017 15:22	1	P10111704.D	CLP-1 (0.53mm) 0.53(mm)
CCV 240-304093/4		11/17/2017 15:22	1		CLP-2 (0.53mm) 0.53(mm)
CCV 240-304093/5		11/17/2017 15:41	1	P10111705.D	CLP-1 (0.53mm) 0.53(mm)
CCV 240-304093/5		11/17/2017 15:41	1		CLP-2 (0.53mm) 0.53(mm)
CCV 240-304093/6		11/17/2017 16:01	1	P10111706.D	CLP-1 (0.53mm) 0.53(mm)
CCV 240-304093/6		11/17/2017 16:01	1		CLP-2 (0.53mm) 0.53(mm)
CCV 240-304093/7		11/17/2017 16:20	1	P10111707.D	CLP-1 (0.53mm) 0.53(mm)
CCV 240-304093/7		11/17/2017 16:20	1		CLP-2 (0.53mm) 0.53(mm)
ZZZZZ		11/17/2017 16:59	500		CLP-1 (0.53mm) 0.53(mm)
ZZZZZ		11/17/2017 16:59	500		CLP-2 (0.53mm) 0.53(mm)
ZZZZZ		11/17/2017 17:18	1000		CLP-1 (0.53mm) 0.53(mm)
ZZZZZ		11/17/2017 17:18	1000		CLP-2 (0.53mm) 0.53(mm)
ZZZZZ		11/17/2017 17:38	20		CLP-1 (0.53mm) 0.53(mm)
ZZZZZ		11/17/2017 17:38	20		CLP-2 (0.53mm) 0.53(mm)
ZZZZZ		11/17/2017 17:57	20		CLP-1 (0.53mm) 0.53(mm)
ZZZZZ		11/17/2017 17:57	20		CLP-2 (0.53mm) 0.53(mm)
ZZZZZ		11/17/2017 21:11	5		CLP-1 (0.53mm) 0.53(mm)
ZZZZZ		11/17/2017 21:11	5		CLP-2 (0.53mm) 0.53(mm)
ZZZZZ		11/17/2017 21:30	10		CLP-1 (0.53mm) 0.53(mm)
ZZZZZ		11/17/2017 21:30	10		CLP-2 (0.53mm) 0.53(mm)
240-87740-20		11/17/2017 21:49	1	P10111724.D	CLP-1 (0.53mm) 0.53(mm)
240-87740-20		11/17/2017 21:49	1	P10111724.D	CLP-2 (0.53mm) 0.53(mm)

PCBS ANALYSIS RUN LOG

Lab Name: TestAmerica Canton Job No.: 240-87740-1

SDG No.:

Instrument ID: A2HP12 Start Date: 10/03/2017 14:33

Analysis Batch Number: 297285 End Date: 10/04/2017 01:25

LAB SAMPLE ID	CLIENT SAMPLE ID	DATE ANALYZED	DILUTION FACTOR	LAB FILE ID	COLUMN ID
STD005 240-297285/4 IC		10/03/2017 14:33	1	P12100304.D	CLP-1 (0.53mm) 0.53(mm)
STD005 240-297285/4 IC		10/03/2017 14:33	1	P12100304.D	CLP-2 (0.53mm) 0.53(mm)
STD01 240-297285/5 IC		10/03/2017 14:50	1	P12100305.D	CLP-1 (0.53mm) 0.53(mm)
STD01 240-297285/5 IC		10/03/2017 14:50	1	P12100305.D	CLP-2 (0.53mm) 0.53(mm)
STD02 240-297285/6 IC		10/03/2017 15:08	1	P12100306.D	CLP-1 (0.53mm) 0.53(mm)
STD02 240-297285/6 IC		10/03/2017 15:08	1	P12100306.D	CLP-2 (0.53mm) 0.53(mm)
STD05 240-297285/7 IC		10/03/2017 15:26	1	P12100307.D	CLP-1 (0.53mm) 0.53(mm)
STD05 240-297285/7 IC		10/03/2017 15:26	1	P12100307.D	CLP-2 (0.53mm) 0.53(mm)
STD1 240-297285/8 IC		10/03/2017 15:43	1	P12100308.D	CLP-1 (0.53mm) 0.53(mm)
STD1 240-297285/8 IC		10/03/2017 15:43	1	P12100308.D	CLP-2 (0.53mm) 0.53(mm)
STD15 240-297285/9 IC		10/03/2017 16:01	1	P12100309.D	CLP-1 (0.53mm) 0.53(mm)
STD15 240-297285/9 IC		10/03/2017 16:01	1	P12100309.D	CLP-2 (0.53mm) 0.53(mm)
STD005 240-297285/10 IC		10/03/2017 16:19	1	P12100310.D	CLP-1 (0.53mm) 0.53(mm)
STD005 240-297285/10 IC		10/03/2017 16:19	1	P12100310.D	CLP-2 (0.53mm) 0.53(mm)
STD01 240-297285/11 IC		10/03/2017 16:36	1	P12100311.D	CLP-1 (0.53mm) 0.53(mm)
STD01 240-297285/11 IC		10/03/2017 16:36	1	P12100311.D	CLP-2 (0.53mm) 0.53(mm)
STD02 240-297285/12 IC		10/03/2017 16:54	1	P12100312.D	CLP-1 (0.53mm) 0.53(mm)
STD02 240-297285/12 IC		10/03/2017 16:54	1	P12100312.D	CLP-2 (0.53mm) 0.53(mm)
STD05 240-297285/13 IC		10/03/2017 17:12	1	P12100313.D	CLP-1 (0.53mm) 0.53(mm)
STD05 240-297285/13 IC		10/03/2017 17:12	1	P12100313.D	CLP-2 (0.53mm) 0.53(mm)
STD1 240-297285/14 IC		10/03/2017 17:29	1	P12100314.D	CLP-1 (0.53mm) 0.53(mm)
STD1 240-297285/14 IC		10/03/2017 17:29	1	P12100314.D	CLP-2 (0.53mm) 0.53(mm)
STD151242 240-297285/15 IC		10/03/2017 17:47	1	P12100315.D	CLP-1 (0.53mm) 0.53(mm)
STD151242 240-297285/15 IC		10/03/2017 17:47	1	P12100315.D	CLP-2 (0.53mm) 0.53(mm)
STD005 240-297285/16 IC		10/03/2017 18:04	1	P12100316.D	CLP-1 (0.53mm) 0.53(mm)
STD005 240-297285/16 IC		10/03/2017 18:04	1	P12100316.D	CLP-2 (0.53mm) 0.53(mm)
STD01 240-297285/17 IC		10/03/2017 18:22	1	P12100317.D	CLP-1 (0.53mm) 0.53(mm)
STD01 240-297285/17 IC		10/03/2017 18:22	1	P12100317.D	CLP-2 (0.53mm) 0.53(mm)
STD02 240-297285/18 IC		10/03/2017 18:40	1	P12100318.D	CLP-1 (0.53mm) 0.53(mm)
STD02 240-297285/18 IC		10/03/2017 18:40	1	P12100318.D	CLP-2 (0.53mm) 0.53(mm)
STD05 240-297285/19 IC		10/03/2017 18:57	1	P12100319.D	CLP-1 (0.53mm) 0.53(mm)
STD05 240-297285/19 IC		10/03/2017 18:57	1	P12100319.D	CLP-2 (0.53mm) 0.53(mm)

PCBS ANALYSIS RUN LOG

Lab Name: TestAmerica Canton Job No.: 240-87740-1

SDG No.:

Instrument ID: A2HP12 Start Date: 10/03/2017 14:33

Analysis Batch Number: 297285 End Date: 10/04/2017 01:25

LAB SAMPLE ID	CLIENT SAMPLE ID	DATE ANALYZED	DILUTION FACTOR	LAB FILE ID	COLUMN ID
STD1 240-297285/20 IC		10/03/2017 19:15	1	P12100320.D	CLP-1 (0.53mm) 0.53(mm)
STD1 240-297285/20 IC		10/03/2017 19:15	1	P12100320.D	CLP-2 (0.53mm) 0.53(mm)
STD15 240-297285/21 IC		10/03/2017 19:33	1	P12100321.D	CLP-1 (0.53mm) 0.53(mm)
STD15 240-297285/21 IC		10/03/2017 19:33	1	P12100321.D	CLP-2 (0.53mm) 0.53(mm)
STD005 240-297285/22 IC		10/03/2017 19:50	1	P12100322.D	CLP-1 (0.53mm) 0.53(mm)
STD005 240-297285/22 IC		10/03/2017 19:50	1	P12100322.D	CLP-2 (0.53mm) 0.53(mm)
STD01 240-297285/23 IC		10/03/2017 20:08	1	P12100323.D	CLP-1 (0.53mm) 0.53(mm)
STD01 240-297285/23 IC		10/03/2017 20:08	1	P12100323.D	CLP-2 (0.53mm) 0.53(mm)
STD02 240-297285/24 IC		10/03/2017 20:25	1	P12100324.D	CLP-1 (0.53mm) 0.53(mm)
STD02 240-297285/24 IC		10/03/2017 20:25	1	P12100324.D	CLP-2 (0.53mm) 0.53(mm)
STD05 240-297285/25 IC		10/03/2017 20:43	1	P12100325.D	CLP-1 (0.53mm) 0.53(mm)
STD05 240-297285/25 IC		10/03/2017 20:43	1	P12100325.D	CLP-2 (0.53mm) 0.53(mm)
STD1 240-297285/26 IC		10/03/2017 21:01	1	P12100326.D	CLP-1 (0.53mm) 0.53(mm)
STD1 240-297285/26 IC		10/03/2017 21:01	1	P12100326.D	CLP-2 (0.53mm) 0.53(mm)
STD15 240-297285/27 IC		10/03/2017 21:18	1	P12100327.D	CLP-1 (0.53mm) 0.53(mm)
STD15 240-297285/27 IC		10/03/2017 21:18	1	P12100327.D	CLP-2 (0.53mm) 0.53(mm)
STD005 240-297285/28 IC		10/03/2017 21:36	1	P12100328.D	CLP-1 (0.53mm) 0.53(mm)
STD005 240-297285/28 IC		10/03/2017 21:36	1	P12100328.D	CLP-2 (0.53mm) 0.53(mm)
STD01 240-297285/29 IC		10/03/2017 21:54	1	P12100329.D	CLP-1 (0.53mm) 0.53(mm)
STD01 240-297285/29 IC		10/03/2017 21:54	1	P12100329.D	CLP-2 (0.53mm) 0.53(mm)
STD02 240-297285/30 IC		10/03/2017 22:11	1	P12100330.D	CLP-1 (0.53mm) 0.53(mm)
STD02 240-297285/30 IC		10/03/2017 22:11	1	P12100330.D	CLP-2 (0.53mm) 0.53(mm)
STD05 240-297285/31 ICIS		10/03/2017 22:29	1	P12100331.D	CLP-1 (0.53mm) 0.53(mm)
STD05 240-297285/31 ICIS		10/03/2017 22:29	1	P12100331.D	CLP-2 (0.53mm) 0.53(mm)
STD1 240-297285/32 IC		10/03/2017 22:47	1	P12100332.D	CLP-1 (0.53mm) 0.53(mm)
STD1 240-297285/32 IC		10/03/2017 22:47	1	P12100332.D	CLP-2 (0.53mm) 0.53(mm)
STD151660 240-297285/33 IC		10/03/2017 23:04	1	P12100333.D	CLP-1 (0.53mm) 0.53(mm)
STD151660 240-297285/33 IC		10/03/2017 23:04	1	P12100333.D	CLP-2 (0.53mm) 0.53(mm)
ICV 240-297285/34		10/03/2017 23:22	1	P12100334.D	CLP-1 (0.53mm) 0.53(mm)
ICV 240-297285/34		10/03/2017 23:22	1	P12100334.D	CLP-2 (0.53mm) 0.53(mm)
ICV 240-297285/35		10/03/2017 23:39	1	P12100335.D	CLP-1 (0.53mm) 0.53(mm)
ICV 240-297285/35		10/03/2017 23:39	1	P12100335.D	CLP-2 (0.53mm) 0.53(mm)
ICV 240-297285/36		10/03/2017 23:57	1	P12100336.D	CLP-1 (0.53mm) 0.53(mm)

PCBS ANALYSIS RUN LOG

Lab Name: TestAmerica Canton Job No.: 240-87740-1

SDG No.:

Instrument ID: A2HP12 Start Date: 10/03/2017 14:33

Analysis Batch Number: 297285 End Date: 10/04/2017 01:25

LAB SAMPLE ID	CLIENT SAMPLE ID	DATE ANALYZED	DILUTION FACTOR	LAB FILE ID	COLUMN ID
ICV 240-297285/36		10/03/2017 23:57	1	P12100336.D	CLP-2 (0.53mm) 0.53(mm)
ICV 240-297285/37		10/04/2017 00:15	1	P12100337.D	CLP-1 (0.53mm) 0.53(mm)
ICV 240-297285/37		10/04/2017 00:15	1	P12100337.D	CLP-2 (0.53mm) 0.53(mm)
ICV 240-297285/38		10/04/2017 00:32	1	P12100338.D	CLP-1 (0.53mm) 0.53(mm)
ICV 240-297285/38		10/04/2017 00:32	1	P12100338.D	CLP-2 (0.53mm) 0.53(mm)
ICV 240-297285/39		10/04/2017 00:50	1	P12100339.D	CLP-1 (0.53mm) 0.53(mm)
ICV 240-297285/39		10/04/2017 00:50	1	P12100339.D	CLP-2 (0.53mm) 0.53(mm)
ICV 240-297285/40		10/04/2017 01:08	1	P12100340.D	CLP-1 (0.53mm) 0.53(mm)
ICV 240-297285/40		10/04/2017 01:08	1	P12100340.D	CLP-2 (0.53mm) 0.53(mm)
ICV 240-297285/41		10/04/2017 01:25	1	P12100341.D	CLP-1 (0.53mm) 0.53(mm)
ICV 240-297285/41		10/04/2017 01:25	1	P12100341.D	CLP-2 (0.53mm) 0.53(mm)

PCBS ANALYSIS RUN LOG

Lab Name: TestAmerica Canton Job No.: 240-87740-1

SDG No.:

Instrument ID: A2HP12 Start Date: 11/13/2017 12:00

Analysis Batch Number: 303214 End Date: 11/13/2017 20:15

LAB SAMPLE ID	CLIENT SAMPLE ID	DATE ANALYZED	DILUTION FACTOR	LAB FILE ID	COLUMN ID
CCV 240-303214/3 CCVIS		11/13/2017 12:00	1	P12111303.D	CLP-1 (0.53mm) 0.53(mm)
CCV 240-303214/3 CCVIS		11/13/2017 12:00	1		CLP-2 (0.53mm) 0.53(mm)
CCV 240-303214/4		11/13/2017 12:18	1	P12111304.D	CLP-1 (0.53mm) 0.53(mm)
CCV 240-303214/4		11/13/2017 12:18	1		CLP-2 (0.53mm) 0.53(mm)
CCV 240-303214/5		11/13/2017 12:36	1	P12111305.D	CLP-1 (0.53mm) 0.53(mm)
CCV 240-303214/5		11/13/2017 12:36	1		CLP-2 (0.53mm) 0.53(mm)
CCV 240-303214/6		11/13/2017 12:53	1	P12111306.D	CLP-1 (0.53mm) 0.53(mm)
CCV 240-303214/6		11/13/2017 12:53	1		CLP-2 (0.53mm) 0.53(mm)
CCV 240-303214/7		11/13/2017 13:11	1	P12111307.D	CLP-1 (0.53mm) 0.53(mm)
CCV 240-303214/7		11/13/2017 13:11	1		CLP-2 (0.53mm) 0.53(mm)
ZZZZZ		11/13/2017 14:04	1		CLP-1 (0.53mm) 0.53(mm)
ZZZZZ		11/13/2017 14:04	1		CLP-2 (0.53mm) 0.53(mm)
ZZZZZ		11/13/2017 14:22	1		CLP-1 (0.53mm) 0.53(mm)
ZZZZZ		11/13/2017 14:22	1		CLP-2 (0.53mm) 0.53(mm)
ZZZZZ		11/13/2017 14:39	1		CLP-1 (0.53mm) 0.53(mm)
ZZZZZ		11/13/2017 14:39	1		CLP-2 (0.53mm) 0.53(mm)
ZZZZZ		11/13/2017 14:57	1		CLP-1 (0.53mm) 0.53(mm)
ZZZZZ		11/13/2017 14:57	1		CLP-2 (0.53mm) 0.53(mm)
ZZZZZ		11/13/2017 15:15	1		CLP-1 (0.53mm) 0.53(mm)
ZZZZZ		11/13/2017 15:15	1		CLP-2 (0.53mm) 0.53(mm)
ZZZZZ		11/13/2017 15:32	1		CLP-1 (0.53mm) 0.53(mm)
ZZZZZ		11/13/2017 15:32	1		CLP-2 (0.53mm) 0.53(mm)
ZZZZZ		11/13/2017 15:50	1		CLP-1 (0.53mm) 0.53(mm)
ZZZZZ		11/13/2017 15:50	1		CLP-2 (0.53mm) 0.53(mm)
ZZZZZ		11/13/2017 16:08	1		CLP-1 (0.53mm) 0.53(mm)
ZZZZZ		11/13/2017 16:08	1		CLP-2 (0.53mm) 0.53(mm)
ZZZZZ		11/13/2017 16:25	1		CLP-1 (0.53mm) 0.53(mm)
ZZZZZ		11/13/2017 16:25	1		CLP-2 (0.53mm) 0.53(mm)
ZZZZZ		11/13/2017 16:43	1		CLP-1 (0.53mm) 0.53(mm)
ZZZZZ		11/13/2017 16:43	1		CLP-2 (0.53mm) 0.53(mm)
ZZZZZ		11/13/2017 17:01	5000		CLP-1 (0.53mm) 0.53(mm)
ZZZZZ		11/13/2017 17:01	5000		CLP-2 (0.53mm) 0.53(mm)
ZZZZZ		11/13/2017 17:18	10		CLP-1 (0.53mm) 0.53(mm)
ZZZZZ		11/13/2017 17:18	10		CLP-2 (0.53mm) 0.53(mm)
ZZZZZ		11/13/2017 17:36	20		CLP-1 (0.53mm) 0.53(mm)
ZZZZZ		11/13/2017 17:36	20		CLP-2 (0.53mm) 0.53(mm)
240-87740-1		11/13/2017 17:54	1	P12111323.D	CLP-1 (0.53mm) 0.53(mm)
240-87740-1		11/13/2017 17:54	1	P12111323.D	CLP-2 (0.53mm) 0.53(mm)
ZZZZZ		11/13/2017 18:12	1		CLP-1 (0.53mm) 0.53(mm)
ZZZZZ		11/13/2017 18:12	1		CLP-2 (0.53mm) 0.53(mm)
ZZZZZ		11/13/2017 18:29	1		CLP-1 (0.53mm) 0.53(mm)
ZZZZZ		11/13/2017 18:29	1		CLP-2 (0.53mm) 0.53(mm)
MB 240-302976/23-A		11/13/2017 18:47	1	P12111326.D	CLP-1 (0.53mm) 0.53(mm)
MB 240-302976/23-A		11/13/2017 18:47	1	P12111326.D	CLP-2 (0.53mm) 0.53(mm)

PCBS ANALYSIS RUN LOG

Lab Name: TestAmerica Canton Job No.: 240-87740-1

SDG No.:

Instrument ID: A2HP12 Start Date: 11/13/2017 12:00

Analysis Batch Number: 303214 End Date: 11/13/2017 20:15

LAB SAMPLE ID	CLIENT SAMPLE ID	DATE ANALYZED	DILUTION FACTOR	LAB FILE ID	COLUMN ID
LCS 240-302976/24-A		11/13/2017 19:05	1	P12111327.D	CLP-1 (0.53mm) 0.53(mm)
LCS 240-302976/24-A		11/13/2017 19:05	1	P12111327.D	CLP-2 (0.53mm) 0.53(mm)
CCVIS 240-303214/28		11/13/2017 19:22	1		CLP-1 (0.53mm) 0.53(mm)
CCVIS 240-303214/28		11/13/2017 19:22	1		CLP-2 (0.53mm) 0.53(mm)
ZZZZZ		11/13/2017 19:40	1		CLP-1 (0.53mm) 0.53(mm)
ZZZZZ		11/13/2017 19:40	1		CLP-2 (0.53mm) 0.53(mm)
ZZZZZ		11/13/2017 19:58	1		CLP-1 (0.53mm) 0.53(mm)
ZZZZZ		11/13/2017 19:58	1		CLP-2 (0.53mm) 0.53(mm)
ZZZZZ		11/13/2017 20:15	1		CLP-1 (0.53mm) 0.53(mm)
ZZZZZ		11/13/2017 20:15	1		CLP-2 (0.53mm) 0.53(mm)

PCBS ANALYSIS RUN LOG

Lab Name: TestAmerica Canton Job No.: 240-87740-1

SDG No.:

Instrument ID: A2HP12 Start Date: 11/15/2017 19:38

Analysis Batch Number: 303663 End Date: 11/16/2017 04:46

LAB SAMPLE ID	CLIENT SAMPLE ID	DATE ANALYZED	DILUTION FACTOR	LAB FILE ID	COLUMN ID
CCV 240-303663/3 CCVIS		11/15/2017 19:38	1	P12111537.D	CLP-1 (0.53mm) 0.53(mm)
CCV 240-303663/3 CCVIS		11/15/2017 19:38	1		CLP-2 (0.53mm) 0.53(mm)
CCV 240-303663/4		11/15/2017 19:55	1	P12111538.D	CLP-1 (0.53mm) 0.53(mm)
CCV 240-303663/4		11/15/2017 19:55	1		CLP-2 (0.53mm) 0.53(mm)
CCV 240-303663/5		11/15/2017 20:13	1	P12111539.D	CLP-1 (0.53mm) 0.53(mm)
CCV 240-303663/5		11/15/2017 20:13	1		CLP-2 (0.53mm) 0.53(mm)
CCV 240-303663/6		11/15/2017 20:31	1	P12111540.D	CLP-1 (0.53mm) 0.53(mm)
CCV 240-303663/6		11/15/2017 20:31	1		CLP-2 (0.53mm) 0.53(mm)
CCV 240-303663/7		11/15/2017 20:48	1	P12111541.D	CLP-1 (0.53mm) 0.53(mm)
CCV 240-303663/7		11/15/2017 20:48	1		CLP-2 (0.53mm) 0.53(mm)
ZZZZZ		11/15/2017 21:24	1		CLP-1 (0.53mm) 0.53(mm)
ZZZZZ		11/15/2017 21:24	1		CLP-2 (0.53mm) 0.53(mm)
240-87740-7		11/15/2017 21:42	1	P12111544.D	CLP-1 (0.53mm) 0.53(mm)
240-87740-7		11/15/2017 21:42	1	P12111544.D	CLP-2 (0.53mm) 0.53(mm)
240-87740-9		11/15/2017 21:59	1	P12111545.D	CLP-1 (0.53mm) 0.53(mm)
240-87740-9		11/15/2017 21:59	1	P12111545.D	CLP-2 (0.53mm) 0.53(mm)
240-87740-11		11/15/2017 22:17	1	P12111546.D	CLP-1 (0.53mm) 0.53(mm)
240-87740-11		11/15/2017 22:17	1	P12111546.D	CLP-2 (0.53mm) 0.53(mm)
240-87740-13		11/15/2017 22:35	1	P12111547.D	CLP-1 (0.53mm) 0.53(mm)
240-87740-13		11/15/2017 22:35	1	P12111547.D	CLP-2 (0.53mm) 0.53(mm)
ZZZZZ		11/15/2017 22:52	5		CLP-1 (0.53mm) 0.53(mm)
ZZZZZ		11/15/2017 22:52	5		CLP-2 (0.53mm) 0.53(mm)
240-87740-16		11/15/2017 23:28	1	P12111550.D	CLP-1 (0.53mm) 0.53(mm)
240-87740-16		11/15/2017 23:28	1	P12111550.D	CLP-2 (0.53mm) 0.53(mm)
240-87740-18		11/15/2017 23:45	1	P12111551.D	CLP-1 (0.53mm) 0.53(mm)
240-87740-18		11/15/2017 23:45	1	P12111551.D	CLP-2 (0.53mm) 0.53(mm)
ZZZZZ		11/16/2017 00:03	1		CLP-1 (0.53mm) 0.53(mm)
ZZZZZ		11/16/2017 00:03	1		CLP-2 (0.53mm) 0.53(mm)
240-87740-22		11/16/2017 00:21	1	P12111553.D	CLP-1 (0.53mm) 0.53(mm)
240-87740-22		11/16/2017 00:21	1	P12111553.D	CLP-2 (0.53mm) 0.53(mm)
240-87740-24		11/16/2017 00:38	1	P12111554.D	CLP-1 (0.53mm) 0.53(mm)
240-87740-24		11/16/2017 00:38	1	P12111554.D	CLP-2 (0.53mm) 0.53(mm)
240-87740-26		11/16/2017 00:56	1	P12111555.D	CLP-1 (0.53mm) 0.53(mm)
240-87740-26		11/16/2017 00:56	1	P12111555.D	CLP-2 (0.53mm) 0.53(mm)
240-87740-28		11/16/2017 01:14	1	P12111556.D	CLP-1 (0.53mm) 0.53(mm)
240-87740-28		11/16/2017 01:14	1	P12111556.D	CLP-2 (0.53mm) 0.53(mm)
240-87740-30		11/16/2017 01:32	1	P12111557.D	CLP-1 (0.53mm) 0.53(mm)
240-87740-30		11/16/2017 01:32	1	P12111557.D	CLP-2 (0.53mm) 0.53(mm)
240-87740-32		11/16/2017 01:49	1	P12111558.D	CLP-1 (0.53mm) 0.53(mm)
240-87740-32		11/16/2017 01:49	1	P12111558.D	CLP-2 (0.53mm) 0.53(mm)
240-87740-34		11/16/2017 02:07	1	P12111559.D	CLP-1 (0.53mm) 0.53(mm)
240-87740-34		11/16/2017 02:07	1	P12111559.D	CLP-2 (0.53mm) 0.53(mm)
MB 240-303344/23-A		11/16/2017 02:24	1	P12111560.D	CLP-1 (0.53mm) 0.53(mm)
MB 240-303344/23-A		11/16/2017 02:24	1	P12111560.D	CLP-2 (0.53mm) 0.53(mm)

PCBS ANALYSIS RUN LOG

Lab Name: TestAmerica Canton Job No.: 240-87740-1

SDG No.:

Instrument ID: A2HP12 Start Date: 11/15/2017 19:38

Analysis Batch Number: 303663 End Date: 11/16/2017 04:46

LAB SAMPLE ID	CLIENT SAMPLE ID	DATE ANALYZED	DILUTION FACTOR	LAB FILE ID	COLUMN ID
LCS 240-303344/24-A		11/16/2017 02:42	1	P12111561.D	CLP-1 (0.53mm) 0.53(mm)
LCS 240-303344/24-A		11/16/2017 02:42	1	P12111561.D	CLP-2 (0.53mm) 0.53(mm)
CCVIS 240-303663/28		11/16/2017 03:00	1	P12111562.D	CLP-1 (0.53mm) 0.53(mm)
CCVIS 240-303663/28		11/16/2017 03:00	1		CLP-2 (0.53mm) 0.53(mm)
240-87740-36		11/16/2017 03:18	1	P12111563.D	CLP-1 (0.53mm) 0.53(mm)
240-87740-36		11/16/2017 03:18	1	P12111563.D	CLP-2 (0.53mm) 0.53(mm)
240-87740-38		11/16/2017 03:35	5	P12111564.D	CLP-1 (0.53mm) 0.53(mm)
240-87740-38		11/16/2017 03:35	5	P12111564.D	CLP-2 (0.53mm) 0.53(mm)
240-87740-40		11/16/2017 03:53	1	P12111565.D	CLP-1 (0.53mm) 0.53(mm)
240-87740-40		11/16/2017 03:53	1	P12111565.D	CLP-2 (0.53mm) 0.53(mm)
240-87740-42		11/16/2017 04:11	1	P12111566.D	CLP-1 (0.53mm) 0.53(mm)
240-87740-42		11/16/2017 04:11	1	P12111566.D	CLP-2 (0.53mm) 0.53(mm)
240-87740-42 MS		11/16/2017 04:28	1	P12111567.D	CLP-1 (0.53mm) 0.53(mm)
240-87740-42 MS		11/16/2017 04:28	1	P12111567.D	CLP-2 (0.53mm) 0.53(mm)
240-87740-42 MSD		11/16/2017 04:46	1	P12111568.D	CLP-1 (0.53mm) 0.53(mm)
240-87740-42 MSD		11/16/2017 04:46	1	P12111568.D	CLP-2 (0.53mm) 0.53(mm)

PCBS ANALYSIS RUN LOG

Lab Name: TestAmerica Canton Job No.: 240-87740-1

SDG No.:

Instrument ID: A2HP12 Start Date: 11/16/2017 09:18

Analysis Batch Number: 303724 End Date: 11/16/2017 18:27

LAB SAMPLE ID	CLIENT SAMPLE ID	DATE ANALYZED	DILUTION FACTOR	LAB FILE ID	COLUMN ID
CCV 240-303724/3 CCVIS		11/16/2017 09:18	1	P12111603.D	CLP-1 (0.53mm) 0.53(mm)
CCV 240-303724/3 CCVIS		11/16/2017 09:18	1		CLP-2 (0.53mm) 0.53(mm)
CCV 240-303724/4		11/16/2017 09:36	1	P12111604.D	CLP-1 (0.53mm) 0.53(mm)
CCV 240-303724/4		11/16/2017 09:36	1		CLP-2 (0.53mm) 0.53(mm)
CCV 240-303724/5		11/16/2017 09:54	1	P12111605.D	CLP-1 (0.53mm) 0.53(mm)
CCV 240-303724/5		11/16/2017 09:54	1		CLP-2 (0.53mm) 0.53(mm)
CCV 240-303724/6		11/16/2017 10:11	1	P12111606.D	CLP-1 (0.53mm) 0.53(mm)
CCV 240-303724/6		11/16/2017 10:11	1		CLP-2 (0.53mm) 0.53(mm)
CCV 240-303724/7		11/16/2017 10:29	1	P12111607.D	CLP-1 (0.53mm) 0.53(mm)
CCV 240-303724/7		11/16/2017 10:29	1		CLP-2 (0.53mm) 0.53(mm)
240-87740-44		11/16/2017 11:22	1	P12111610.D	CLP-1 (0.53mm) 0.53(mm)
240-87740-44		11/16/2017 11:22	1	P12111610.D	CLP-2 (0.53mm) 0.53(mm)
240-87740-46		11/16/2017 11:40	1	P12111611.D	CLP-1 (0.53mm) 0.53(mm)
240-87740-46		11/16/2017 11:40	1	P12111611.D	CLP-2 (0.53mm) 0.53(mm)
240-87740-84		11/16/2017 11:58	1	P12111612.D	CLP-1 (0.53mm) 0.53(mm)
240-87740-84		11/16/2017 11:58	1	P12111612.D	CLP-2 (0.53mm) 0.53(mm)
240-87740-50		11/16/2017 12:15	1	P12111613.D	CLP-1 (0.53mm) 0.53(mm)
240-87740-50		11/16/2017 12:15	1	P12111613.D	CLP-2 (0.53mm) 0.53(mm)
240-87740-52		11/16/2017 12:33	2	P12111614.D	CLP-1 (0.53mm) 0.53(mm)
240-87740-52		11/16/2017 12:33	2	P12111614.D	CLP-2 (0.53mm) 0.53(mm)
240-87740-54		11/16/2017 12:51	1	P12111615.D	CLP-1 (0.53mm) 0.53(mm)
240-87740-54		11/16/2017 12:51	1	P12111615.D	CLP-2 (0.53mm) 0.53(mm)
240-87740-56		11/16/2017 13:08	1	P12111616.D	CLP-1 (0.53mm) 0.53(mm)
240-87740-56		11/16/2017 13:08	1	P12111616.D	CLP-2 (0.53mm) 0.53(mm)
240-87740-58		11/16/2017 13:26	1	P12111617.D	CLP-1 (0.53mm) 0.53(mm)
240-87740-58		11/16/2017 13:26	1	P12111617.D	CLP-2 (0.53mm) 0.53(mm)
240-87740-60		11/16/2017 13:44	1	P12111618.D	CLP-1 (0.53mm) 0.53(mm)
240-87740-60		11/16/2017 13:44	1	P12111618.D	CLP-2 (0.53mm) 0.53(mm)
240-87740-62		11/16/2017 14:01	1	P12111619.D	CLP-1 (0.53mm) 0.53(mm)
240-87740-62		11/16/2017 14:01	1	P12111619.D	CLP-2 (0.53mm) 0.53(mm)
240-87740-64		11/16/2017 14:19	1	P12111620.D	CLP-1 (0.53mm) 0.53(mm)
240-87740-64		11/16/2017 14:19	1	P12111620.D	CLP-2 (0.53mm) 0.53(mm)
240-87740-66		11/16/2017 14:37	1	P12111621.D	CLP-1 (0.53mm) 0.53(mm)
240-87740-66		11/16/2017 14:37	1	P12111621.D	CLP-2 (0.53mm) 0.53(mm)
240-87740-68		11/16/2017 14:55	1	P12111622.D	CLP-1 (0.53mm) 0.53(mm)
240-87740-68		11/16/2017 14:55	1	P12111622.D	CLP-2 (0.53mm) 0.53(mm)
240-87740-70		11/16/2017 15:12	2	P12111623.D	CLP-1 (0.53mm) 0.53(mm)
240-87740-70		11/16/2017 15:12	2	P12111623.D	CLP-2 (0.53mm) 0.53(mm)
240-87740-72		11/16/2017 15:30	10	P12111624.D	CLP-1 (0.53mm) 0.53(mm)
240-87740-72		11/16/2017 15:30	10	P12111624.D	CLP-2 (0.53mm) 0.53(mm)
240-87740-74		11/16/2017 15:48	2	P12111625.D	CLP-1 (0.53mm) 0.53(mm)
240-87740-74		11/16/2017 15:48	2	P12111625.D	CLP-2 (0.53mm) 0.53(mm)
240-87740-76		11/16/2017 16:05	1	P12111626.D	CLP-1 (0.53mm) 0.53(mm)
240-87740-76		11/16/2017 16:05	1	P12111626.D	CLP-2 (0.53mm) 0.53(mm)

8082A

PCBS ANALYSIS RUN LOG

Lab Name: TestAmerica Canton Job No.: 240-87740-1

SDG No.:

Instrument ID: A2HP12 Start Date: 11/16/2017 09:18

Analysis Batch Number: 303724 End Date: 11/16/2017 18:27

LAB SAMPLE ID	CLIENT SAMPLE ID	DATE ANALYZED	DILUTION FACTOR	LAB FILE ID	COLUMN ID
MB 240-303362/23-A		11/16/2017 16:23	1	P12111627.D	CLP-1 (0.53mm) 0.53(mm)
MB 240-303362/23-A		11/16/2017 16:23	1	P12111627.D	CLP-2 (0.53mm) 0.53(mm)
LCS 240-303362/24-A		11/16/2017 16:41	1	P12111628.D	CLP-1 (0.53mm) 0.53(mm)
LCS 240-303362/24-A		11/16/2017 16:41	1	P12111628.D	CLP-2 (0.53mm) 0.53(mm)
CCVIS 240-303724/29		11/16/2017 16:58	1	P12111629.D	CLP-1 (0.53mm) 0.53(mm)
CCVIS 240-303724/29		11/16/2017 16:58	1		CLP-2 (0.53mm) 0.53(mm)
240-87740-80		11/16/2017 17:16	1	P12111630.D	CLP-1 (0.53mm) 0.53(mm)
240-87740-80		11/16/2017 17:16	1	P12111630.D	CLP-2 (0.53mm) 0.53(mm)
240-87740-82		11/16/2017 17:34	1	P12111631.D	CLP-1 (0.53mm) 0.53(mm)
240-87740-82		11/16/2017 17:34	1	P12111631.D	CLP-2 (0.53mm) 0.53(mm)
240-87740-102		11/16/2017 17:51	1	P12111632.D	CLP-1 (0.53mm) 0.53(mm)
240-87740-102		11/16/2017 17:51	1	P12111632.D	CLP-2 (0.53mm) 0.53(mm)
240-87740-102 MS		11/16/2017 18:09	1	P12111633.D	CLP-1 (0.53mm) 0.53(mm)
240-87740-102 MS		11/16/2017 18:09	1	P12111633.D	CLP-2 (0.53mm) 0.53(mm)
240-87740-102 MSD		11/16/2017 18:27	1	P12111634.D	CLP-1 (0.53mm) 0.53(mm)
240-87740-102 MSD		11/16/2017 18:27	1	P12111634.D	CLP-2 (0.53mm) 0.53(mm)

PCBS ANALYSIS RUN LOG

Lab Name: TestAmerica Canton Job No.: 240-87740-1

SDG No.:

Instrument ID: A2HP12 Start Date: 11/16/2017 19:55

Analysis Batch Number: 303927 End Date: 11/17/2017 05:57

LAB SAMPLE ID	CLIENT SAMPLE ID	DATE ANALYZED	DILUTION FACTOR	LAB FILE ID	COLUMN ID
CCV 240-303927/3 CCVIS		11/16/2017 19:55	1		CLP-1 (0.53mm) 0.53(mm)
CCV 240-303927/3 CCVIS		11/16/2017 19:55	1		CLP-2 (0.53mm) 0.53(mm)
CCV 240-303927/4		11/16/2017 20:13	1	P12111640.D	CLP-1 (0.53mm) 0.53(mm)
CCV 240-303927/4		11/16/2017 20:13	1		CLP-2 (0.53mm) 0.53(mm)
CCV 240-303927/5		11/16/2017 20:31	1	P12111641.D	CLP-1 (0.53mm) 0.53(mm)
CCV 240-303927/5		11/16/2017 20:31	1		CLP-2 (0.53mm) 0.53(mm)
CCV 240-303927/6		11/16/2017 20:48	1	P12111642.D	CLP-1 (0.53mm) 0.53(mm)
CCV 240-303927/6		11/16/2017 20:48	1		CLP-2 (0.53mm) 0.53(mm)
CCV 240-303927/7		11/16/2017 21:06	1	P12111643.D	CLP-1 (0.53mm) 0.53(mm)
CCV 240-303927/7		11/16/2017 21:06	1		CLP-2 (0.53mm) 0.53(mm)
ZZZZZ		11/17/2017 00:03	1		CLP-1 (0.53mm) 0.53(mm)
ZZZZZ		11/17/2017 00:03	1		CLP-2 (0.53mm) 0.53(mm)
ZZZZZ		11/17/2017 00:21	1		CLP-1 (0.53mm) 0.53(mm)
ZZZZZ		11/17/2017 00:21	1		CLP-2 (0.53mm) 0.53(mm)
ZZZZZ		11/17/2017 00:38	1		CLP-1 (0.53mm) 0.53(mm)
ZZZZZ		11/17/2017 00:38	1		CLP-2 (0.53mm) 0.53(mm)
ZZZZZ		11/17/2017 00:56	1		CLP-1 (0.53mm) 0.53(mm)
ZZZZZ		11/17/2017 00:56	1		CLP-2 (0.53mm) 0.53(mm)
ZZZZZ		11/17/2017 01:14	1		CLP-1 (0.53mm) 0.53(mm)
ZZZZZ		11/17/2017 01:14	1		CLP-2 (0.53mm) 0.53(mm)
ZZZZZ		11/17/2017 01:31	1		CLP-1 (0.53mm) 0.53(mm)
ZZZZZ		11/17/2017 01:31	1		CLP-2 (0.53mm) 0.53(mm)
ZZZZZ		11/17/2017 02:42	1		CLP-1 (0.53mm) 0.53(mm)
ZZZZZ		11/17/2017 02:42	1		CLP-2 (0.53mm) 0.53(mm)
ZZZZZ		11/17/2017 03:00	1		CLP-1 (0.53mm) 0.53(mm)
ZZZZZ		11/17/2017 03:00	1		CLP-2 (0.53mm) 0.53(mm)
CCVIS 240-303927/28		11/17/2017 03:17	1	P12111664.D	CLP-1 (0.53mm) 0.53(mm)
CCVIS 240-303927/28		11/17/2017 03:17	1		CLP-2 (0.53mm) 0.53(mm)
240-87740-15		11/17/2017 05:39	5	P12111672.D	CLP-1 (0.53mm) 0.53(mm)
240-87740-15		11/17/2017 05:39	5	P12111672.D	CLP-2 (0.53mm) 0.53(mm)
ZZZZZ		11/17/2017 05:57	1		CLP-1 (0.53mm) 0.53(mm)
ZZZZZ		11/17/2017 05:57	1		CLP-2 (0.53mm) 0.53(mm)

PCBS ANALYSIS RUN LOG

Lab Name: TestAmerica Canton Job No.: 240-87740-1

SDG No.:

Instrument ID: A2HP13 Start Date: 10/17/2017 18:18

Analysis Batch Number: 299397 End Date: 10/18/2017 06:36

LAB SAMPLE ID	CLIENT SAMPLE ID	DATE ANALYZED	DILUTION FACTOR	LAB FILE ID	COLUMN ID
STD005 240-299397/4 IC		10/17/2017 18:18	1	SIG1101704.D	CLP-1 (0.53mm) 0.53(mm)
STD005 240-299397/4 IC		10/17/2017 18:18	1	SIG1101704.D	CLP-2 (0.53mm) 0.53(mm)
STD01 240-299397/5 IC		10/17/2017 18:36	1	SIG1101705.D	CLP-1 (0.53mm) 0.53(mm)
STD01 240-299397/5 IC		10/17/2017 18:36	1	SIG1101705.D	CLP-2 (0.53mm) 0.53(mm)
STD02 240-299397/6 IC		10/17/2017 18:54	1	SIG1101706.D	CLP-1 (0.53mm) 0.53(mm)
STD02 240-299397/6 IC		10/17/2017 18:54	1	SIG1101706.D	CLP-2 (0.53mm) 0.53(mm)
STD05 240-299397/7 IC		10/17/2017 19:13	1	SIG1101707.D	CLP-1 (0.53mm) 0.53(mm)
STD05 240-299397/7 IC		10/17/2017 19:13	1	SIG1101707.D	CLP-2 (0.53mm) 0.53(mm)
STD1 240-299397/8 IC		10/17/2017 19:31	1	SIG1101708.D	CLP-1 (0.53mm) 0.53(mm)
STD1 240-299397/8 IC		10/17/2017 19:31	1	SIG1101708.D	CLP-2 (0.53mm) 0.53(mm)
STD15 240-299397/9 IC		10/17/2017 19:49	1	SIG1101709.D	CLP-1 (0.53mm) 0.53(mm)
STD15 240-299397/9 IC		10/17/2017 19:49	1	SIG1101709.D	CLP-2 (0.53mm) 0.53(mm)
STD005 240-299397/10 IC		10/17/2017 20:08	1	SIG1101710.D	CLP-1 (0.53mm) 0.53(mm)
STD005 240-299397/10 IC		10/17/2017 20:08	1	SIG1101710.D	CLP-2 (0.53mm) 0.53(mm)
STD01 240-299397/11 IC		10/17/2017 20:26	1	SIG1101711.D	CLP-1 (0.53mm) 0.53(mm)
STD01 240-299397/11 IC		10/17/2017 20:26	1	SIG1101711.D	CLP-2 (0.53mm) 0.53(mm)
STD02 240-299397/12 IC		10/17/2017 20:45	1	SIG1101712.D	CLP-1 (0.53mm) 0.53(mm)
STD02 240-299397/12 IC		10/17/2017 20:45	1	SIG1101712.D	CLP-2 (0.53mm) 0.53(mm)
STD05 240-299397/13 IC		10/17/2017 21:03	1	SIG1101713.D	CLP-1 (0.53mm) 0.53(mm)
STD05 240-299397/13 IC		10/17/2017 21:03	1	SIG1101713.D	CLP-2 (0.53mm) 0.53(mm)
STD1 240-299397/14 IC		10/17/2017 21:21	1	SIG1101714.D	CLP-1 (0.53mm) 0.53(mm)
STD1 240-299397/14 IC		10/17/2017 21:21	1	SIG1101714.D	CLP-2 (0.53mm) 0.53(mm)
STD151242 240-299397/15 IC		10/17/2017 21:40	1	SIG1101715.D	CLP-1 (0.53mm) 0.53(mm)
STD151242 240-299397/15 IC		10/17/2017 21:40	1	SIG1101715.D	CLP-2 (0.53mm) 0.53(mm)
STD005 240-299397/16 IC		10/17/2017 21:58	1	SIG1101716.D	CLP-1 (0.53mm) 0.53(mm)
STD005 240-299397/16 IC		10/17/2017 21:58	1	SIG1101716.D	CLP-2 (0.53mm) 0.53(mm)
STD01 240-299397/17 IC		10/17/2017 22:16	1	SIG1101717.D	CLP-1 (0.53mm) 0.53(mm)
STD01 240-299397/17 IC		10/17/2017 22:16	1	SIG1101717.D	CLP-2 (0.53mm) 0.53(mm)
STD02 240-299397/18 IC		10/17/2017 22:35	1	SIG1101718.D	CLP-1 (0.53mm) 0.53(mm)
STD02 240-299397/18 IC		10/17/2017 22:35	1	SIG1101718.D	CLP-2 (0.53mm) 0.53(mm)
STD05 240-299397/19 IC		10/17/2017 22:53	1	SIG1101719.D	CLP-1 (0.53mm) 0.53(mm)
STD05 240-299397/19 IC		10/17/2017 22:53	1	SIG1101719.D	CLP-2 (0.53mm) 0.53(mm)

PCBS ANALYSIS RUN LOG

Lab Name: TestAmerica Canton Job No.: 240-87740-1

SDG No.:

Instrument ID: A2HP13 Start Date: 10/17/2017 18:18

Analysis Batch Number: 299397 End Date: 10/18/2017 06:36

LAB SAMPLE ID	CLIENT SAMPLE ID	DATE ANALYZED	DILUTION FACTOR	LAB FILE ID	COLUMN ID
STD1 240-299397/20 IC		10/17/2017 23:11	1	SIG1101720.D	CLP-1 (0.53mm) 0.53(mm)
STD1 240-299397/20 IC		10/17/2017 23:11	1	SIG1101720.D	CLP-2 (0.53mm) 0.53(mm)
STD15 240-299397/21 IC		10/17/2017 23:30	1	SIG1101721.D	CLP-1 (0.53mm) 0.53(mm)
STD15 240-299397/21 IC		10/17/2017 23:30	1	SIG1101721.D	CLP-2 (0.53mm) 0.53(mm)
STD005 240-299397/22 IC		10/17/2017 23:48	1	SIG1101722.D	CLP-1 (0.53mm) 0.53(mm)
STD005 240-299397/22 IC		10/17/2017 23:48	1	SIG1101722.D	CLP-2 (0.53mm) 0.53(mm)
STD01 240-299397/23 IC		10/18/2017 00:06	1	SIG1101723.D	CLP-1 (0.53mm) 0.53(mm)
STD01 240-299397/23 IC		10/18/2017 00:06	1	SIG1101723.D	CLP-2 (0.53mm) 0.53(mm)
STD02 240-299397/24 IC		10/18/2017 00:25	1	SIG1101724.D	CLP-1 (0.53mm) 0.53(mm)
STD02 240-299397/24 IC		10/18/2017 00:25	1	SIG1101724.D	CLP-2 (0.53mm) 0.53(mm)
STD05 240-299397/25 IC		10/18/2017 00:43	1	SIG1101725.D	CLP-1 (0.53mm) 0.53(mm)
STD05 240-299397/25 IC		10/18/2017 00:43	1	SIG1101725.D	CLP-2 (0.53mm) 0.53(mm)
STD1 240-299397/26 IC		10/18/2017 01:01	1	SIG1101726.D	CLP-1 (0.53mm) 0.53(mm)
STD1 240-299397/26 IC		10/18/2017 01:01	1	SIG1101726.D	CLP-2 (0.53mm) 0.53(mm)
STD15 240-299397/27 IC		10/18/2017 01:20	1	SIG1101727.D	CLP-1 (0.53mm) 0.53(mm)
STD15 240-299397/27 IC		10/18/2017 01:20	1	SIG1101727.D	CLP-2 (0.53mm) 0.53(mm)
STD005 240-299397/28 IC		10/18/2017 01:38	1	SIG1101728.D	CLP-1 (0.53mm) 0.53(mm)
STD005 240-299397/28 IC		10/18/2017 01:38	1	SIG1101728.D	CLP-2 (0.53mm) 0.53(mm)
STD01 240-299397/29 IC		10/18/2017 01:56	1	SIG1101729.D	CLP-1 (0.53mm) 0.53(mm)
STD01 240-299397/29 IC		10/18/2017 01:56	1	SIG1101729.D	CLP-2 (0.53mm) 0.53(mm)
STD02 240-299397/30 IC		10/18/2017 02:15	1	SIG1101730.D	CLP-1 (0.53mm) 0.53(mm)
STD02 240-299397/30 IC		10/18/2017 02:15	1	SIG1101730.D	CLP-2 (0.53mm) 0.53(mm)
STD05 240-299397/31 ICIS		10/18/2017 02:33	1	SIG1101731.D	CLP-1 (0.53mm) 0.53(mm)
STD05 240-299397/31 ICIS		10/18/2017 02:33	1	SIG1101731.D	CLP-2 (0.53mm) 0.53(mm)
STD1 240-299397/32 IC		10/18/2017 02:51	1	SIG1101732.D	CLP-1 (0.53mm) 0.53(mm)
STD1 240-299397/32 IC		10/18/2017 02:51	1	SIG1101732.D	CLP-2 (0.53mm) 0.53(mm)
STD151660 240-299397/33 IC		10/18/2017 03:10	1	SIG1101733.D	CLP-1 (0.53mm) 0.53(mm)
STD151660 240-299397/33 IC		10/18/2017 03:10	1	SIG1101733.D	CLP-2 (0.53mm) 0.53(mm)
ICV 240-299397/35		10/18/2017 03:46	1	SIG1101735.D	CLP-1 (0.53mm) 0.53(mm)
ICV 240-299397/35		10/18/2017 03:46	1	SIG1101735.D	CLP-2 (0.53mm) 0.53(mm)
ICV 240-299397/36		10/18/2017 04:05	1	SIG1101736.D	CLP-1 (0.53mm) 0.53(mm)
ICV 240-299397/36		10/18/2017 04:05	1	SIG1101736.D	CLP-2 (0.53mm) 0.53(mm)
ICV 240-299397/37		10/18/2017 04:23	1	SIG1101737.D	CLP-1 (0.53mm) 0.53(mm)

PCBS ANALYSIS RUN LOG

Lab Name: TestAmerica Canton Job No.: 240-87740-1

SDG No.:

Instrument ID: A2HP13 Start Date: 10/17/2017 18:18

Analysis Batch Number: 299397 End Date: 10/18/2017 06:36

LAB SAMPLE ID	CLIENT SAMPLE ID	DATE ANALYZED	DILUTION FACTOR	LAB FILE ID	COLUMN ID
ICV 240-299397/37		10/18/2017 04:23	1	SIG1101737.D	CLP-2 (0.53mm) 0.53(mm)
ICV 240-299397/38		10/18/2017 04:41	1	SIG1101738.D	CLP-1 (0.53mm) 0.53(mm)
ICV 240-299397/38		10/18/2017 04:41	1	SIG1101738.D	CLP-2 (0.53mm) 0.53(mm)
ICV 240-299397/39		10/18/2017 05:00	1	SIG1101739.D	CLP-1 (0.53mm) 0.53(mm)
ICV 240-299397/39		10/18/2017 05:00	1	SIG1101739.D	CLP-2 (0.53mm) 0.53(mm)
ICV 240-299397/41		10/18/2017 05:37	1	SIG1101741.D	CLP-1 (0.53mm) 0.53(mm)
ICV 240-299397/41		10/18/2017 05:37	1	SIG1101741.D	CLP-2 (0.53mm) 0.53(mm)
ICV 240-299397/42		10/18/2017 06:17	1	SIG1101742.D	CLP-1 (0.53mm) 0.53(mm)
ICV 240-299397/42		10/18/2017 06:17	1	SIG1101742.D	CLP-2 (0.53mm) 0.53(mm)
ICV 240-299397/43		10/18/2017 06:36	1	SIG1101743.D	CLP-1 (0.53mm) 0.53(mm)
ICV 240-299397/43		10/18/2017 06:36	1	SIG1101743.D	CLP-2 (0.53mm) 0.53(mm)

PCBS ANALYSIS RUN LOG

Lab Name: TestAmerica Canton Job No.: 240-87740-1

SDG No.:

Instrument ID: A2HP13 Start Date: 11/14/2017 20:29

Analysis Batch Number: 303482 End Date: 11/15/2017 05:40

LAB SAMPLE ID	CLIENT SAMPLE ID	DATE ANALYZED	DILUTION FACTOR	LAB FILE ID	COLUMN ID
CCV 240-303482/3 CCVIS		11/14/2017 20:29	1	SIG1111438.D	CLP-1 (0.53mm) 0.53(mm)
CCV 240-303482/3 CCVIS		11/14/2017 20:29	1		CLP-2 (0.53mm) 0.53(mm)
CCV 240-303482/4		11/14/2017 20:48	1	SIG1111439.D	CLP-1 (0.53mm) 0.53(mm)
CCV 240-303482/4		11/14/2017 20:48	1		CLP-2 (0.53mm) 0.53(mm)
CCV 240-303482/5		11/14/2017 21:06	1	SIG1111440.D	CLP-1 (0.53mm) 0.53(mm)
CCV 240-303482/5		11/14/2017 21:06	1		CLP-2 (0.53mm) 0.53(mm)
CCV 240-303482/6		11/14/2017 21:24	1	SIG1111441.D	CLP-1 (0.53mm) 0.53(mm)
CCV 240-303482/6		11/14/2017 21:24	1		CLP-2 (0.53mm) 0.53(mm)
CCV 240-303482/7		11/14/2017 21:43	1	SIG1111442.D	CLP-1 (0.53mm) 0.53(mm)
CCV 240-303482/7		11/14/2017 21:43	1		CLP-2 (0.53mm) 0.53(mm)
ZZZZZ		11/14/2017 22:56	1		CLP-1 (0.53mm) 0.53(mm)
ZZZZZ		11/14/2017 22:56	1		CLP-2 (0.53mm) 0.53(mm)
ZZZZZ		11/14/2017 23:14	1		CLP-1 (0.53mm) 0.53(mm)
ZZZZZ		11/14/2017 23:14	1		CLP-2 (0.53mm) 0.53(mm)
240-87740-3		11/14/2017 23:33	1	SIG1111448.D	CLP-1 (0.53mm) 0.53(mm)
240-87740-3		11/14/2017 23:33	1	SIG1111448.D	CLP-2 (0.53mm) 0.53(mm)
240-87740-5		11/14/2017 23:51	1	SIG1111449.D	CLP-1 (0.53mm) 0.53(mm)
240-87740-5		11/14/2017 23:51	1	SIG1111449.D	CLP-2 (0.53mm) 0.53(mm)
ZZZZZ		11/15/2017 00:10	1		CLP-1 (0.53mm) 0.53(mm)
ZZZZZ		11/15/2017 00:10	1		CLP-2 (0.53mm) 0.53(mm)
ZZZZZ		11/15/2017 00:28	1		CLP-1 (0.53mm) 0.53(mm)
ZZZZZ		11/15/2017 00:28	1		CLP-2 (0.53mm) 0.53(mm)
ZZZZZ		11/15/2017 00:46	1		CLP-1 (0.53mm) 0.53(mm)
ZZZZZ		11/15/2017 00:46	1		CLP-2 (0.53mm) 0.53(mm)
ZZZZZ		11/15/2017 01:05	1		CLP-1 (0.53mm) 0.53(mm)
ZZZZZ		11/15/2017 01:05	1		CLP-2 (0.53mm) 0.53(mm)
ZZZZZ		11/15/2017 01:23	1		CLP-1 (0.53mm) 0.53(mm)
ZZZZZ		11/15/2017 01:23	1		CLP-2 (0.53mm) 0.53(mm)
ZZZZZ		11/15/2017 01:41	1		CLP-1 (0.53mm) 0.53(mm)
ZZZZZ		11/15/2017 01:41	1		CLP-2 (0.53mm) 0.53(mm)
ZZZZZ		11/15/2017 02:00	1		CLP-1 (0.53mm) 0.53(mm)
ZZZZZ		11/15/2017 02:00	1		CLP-2 (0.53mm) 0.53(mm)
ZZZZZ		11/15/2017 02:18	1		CLP-1 (0.53mm) 0.53(mm)
ZZZZZ		11/15/2017 02:18	1		CLP-2 (0.53mm) 0.53(mm)
ZZZZZ		11/15/2017 02:36	1		CLP-1 (0.53mm) 0.53(mm)
ZZZZZ		11/15/2017 02:36	1		CLP-2 (0.53mm) 0.53(mm)
ZZZZZ		11/15/2017 02:55	1		CLP-1 (0.53mm) 0.53(mm)
ZZZZZ		11/15/2017 02:55	1		CLP-2 (0.53mm) 0.53(mm)
ZZZZZ		11/15/2017 03:13	1		CLP-1 (0.53mm) 0.53(mm)
ZZZZZ		11/15/2017 03:13	1		CLP-2 (0.53mm) 0.53(mm)
MB 240-303188/23-A		11/15/2017 03:31	1	SIG1111461.D	CLP-1 (0.53mm) 0.53(mm)
MB 240-303188/23-A		11/15/2017 03:31	1	SIG1111461.D	CLP-2 (0.53mm) 0.53(mm)
LCS 240-303188/24-A		11/15/2017 03:50	1	SIG1111462.D	CLP-1 (0.53mm) 0.53(mm)
LCS 240-303188/24-A		11/15/2017 03:50	1	SIG1111462.D	CLP-2 (0.53mm) 0.53(mm)

PCBS ANALYSIS RUN LOG

Lab Name: TestAmerica Canton Job No.: 240-87740-1

SDG No.:

Instrument ID: A2HP13 Start Date: 11/14/2017 20:29

Analysis Batch Number: 303482 End Date: 11/15/2017 05:40

LAB SAMPLE ID	CLIENT SAMPLE ID	DATE ANALYZED	DILUTION FACTOR	LAB FILE ID	COLUMN ID
CCVIS 240-303482/28		11/15/2017 04:08	1	SIG1111463.D	CLP-1 (0.53mm) 0.53(mm)
CCVIS 240-303482/28		11/15/2017 04:08	1		CLP-2 (0.53mm) 0.53(mm)
ZZZZZ		11/15/2017 04:26	1		CLP-1 (0.53mm) 0.53(mm)
ZZZZZ		11/15/2017 04:26	1		CLP-2 (0.53mm) 0.53(mm)
ZZZZZ		11/15/2017 04:45	1		CLP-1 (0.53mm) 0.53(mm)
ZZZZZ		11/15/2017 04:45	1		CLP-2 (0.53mm) 0.53(mm)
ZZZZZ		11/15/2017 05:03	1		CLP-1 (0.53mm) 0.53(mm)
ZZZZZ		11/15/2017 05:03	1		CLP-2 (0.53mm) 0.53(mm)
ZZZZZ		11/15/2017 05:21	1		CLP-1 (0.53mm) 0.53(mm)
ZZZZZ		11/15/2017 05:21	1		CLP-2 (0.53mm) 0.53(mm)
ZZZZZ		11/15/2017 05:40	1		CLP-1 (0.53mm) 0.53(mm)
ZZZZZ		11/15/2017 05:40	1		CLP-2 (0.53mm) 0.53(mm)

PCBS ANALYSIS RUN LOG

Lab Name: TestAmerica Canton Job No.: 240-87740-1

SDG No.:

Instrument ID: A2HP13 Start Date: 11/15/2017 18:16

Analysis Batch Number: 303687 End Date: 11/16/2017 03:27

LAB SAMPLE ID	CLIENT SAMPLE ID	DATE ANALYZED	DILUTION FACTOR	LAB FILE ID	COLUMN ID
CCV 240-303687/3 CCVIS		11/15/2017 18:16	1	SIG1111503.D	CLP-1 (0.53mm) 0.53(mm)
CCV 240-303687/3 CCVIS		11/15/2017 18:16	1		CLP-2 (0.53mm) 0.53(mm)
CCV 240-303687/4		11/15/2017 18:34	1	SIG1111504.D	CLP-1 (0.53mm) 0.53(mm)
CCV 240-303687/4		11/15/2017 18:34	1		CLP-2 (0.53mm) 0.53(mm)
CCV 240-303687/5		11/15/2017 18:53	1	SIG1111505.D	CLP-1 (0.53mm) 0.53(mm)
CCV 240-303687/5		11/15/2017 18:53	1		CLP-2 (0.53mm) 0.53(mm)
CCV 240-303687/6		11/15/2017 19:11	1	SIG1111506.D	CLP-1 (0.53mm) 0.53(mm)
CCV 240-303687/6		11/15/2017 19:11	1		CLP-2 (0.53mm) 0.53(mm)
CCV 240-303687/7		11/15/2017 19:29	1	SIG1111507.D	CLP-1 (0.53mm) 0.53(mm)
CCV 240-303687/7		11/15/2017 19:29	1		CLP-2 (0.53mm) 0.53(mm)
240-87740-48		11/15/2017 20:06	1	SIG1111509.D	CLP-1 (0.53mm) 0.53(mm)
240-87740-48		11/15/2017 20:06	1	SIG1111509.D	CLP-2 (0.53mm) 0.53(mm)
240-87740-78		11/15/2017 20:25	1	SIG1111510.D	CLP-1 (0.53mm) 0.53(mm)
240-87740-78		11/15/2017 20:25	1	SIG1111510.D	CLP-2 (0.53mm) 0.53(mm)
240-87740-86		11/15/2017 20:43	1	SIG1111511.D	CLP-1 (0.53mm) 0.53(mm)
240-87740-86		11/15/2017 20:43	1	SIG1111511.D	CLP-2 (0.53mm) 0.53(mm)
240-87740-88		11/15/2017 21:01	1	SIG1111512.D	CLP-1 (0.53mm) 0.53(mm)
240-87740-88		11/15/2017 21:01	1	SIG1111512.D	CLP-2 (0.53mm) 0.53(mm)
240-87740-90		11/15/2017 21:20	1	SIG1111513.D	CLP-1 (0.53mm) 0.53(mm)
240-87740-90		11/15/2017 21:20	1	SIG1111513.D	CLP-2 (0.53mm) 0.53(mm)
240-87740-92		11/15/2017 21:38	1	SIG1111514.D	CLP-1 (0.53mm) 0.53(mm)
240-87740-92		11/15/2017 21:38	1	SIG1111514.D	CLP-2 (0.53mm) 0.53(mm)
240-87740-94		11/15/2017 21:56	1	SIG1111515.D	CLP-1 (0.53mm) 0.53(mm)
240-87740-94		11/15/2017 21:56	1	SIG1111515.D	CLP-2 (0.53mm) 0.53(mm)
240-87740-96		11/15/2017 22:15	1	SIG1111516.D	CLP-1 (0.53mm) 0.53(mm)
240-87740-96		11/15/2017 22:15	1	SIG1111516.D	CLP-2 (0.53mm) 0.53(mm)
240-87740-98		11/15/2017 22:33	1	SIG1111517.D	CLP-1 (0.53mm) 0.53(mm)
240-87740-98		11/15/2017 22:33	1	SIG1111517.D	CLP-2 (0.53mm) 0.53(mm)
240-87740-100		11/15/2017 22:51	1	SIG1111518.D	CLP-1 (0.53mm) 0.53(mm)
240-87740-100		11/15/2017 22:51	1	SIG1111518.D	CLP-2 (0.53mm) 0.53(mm)
240-87740-104		11/15/2017 23:10	1	SIG1111519.D	CLP-1 (0.53mm) 0.53(mm)
240-87740-104		11/15/2017 23:10	1	SIG1111519.D	CLP-2 (0.53mm) 0.53(mm)
240-87740-106		11/15/2017 23:28	1	SIG1111520.D	CLP-1 (0.53mm) 0.53(mm)
240-87740-106		11/15/2017 23:28	1	SIG1111520.D	CLP-2 (0.53mm) 0.53(mm)
240-87740-108		11/15/2017 23:46	1	SIG1111521.D	CLP-1 (0.53mm) 0.53(mm)
240-87740-108		11/15/2017 23:46	1	SIG1111521.D	CLP-2 (0.53mm) 0.53(mm)
240-87740-110		11/16/2017 00:05	1	SIG1111522.D	CLP-1 (0.53mm) 0.53(mm)
240-87740-110		11/16/2017 00:05	1	SIG1111522.D	CLP-2 (0.53mm) 0.53(mm)
ZZZZZ		11/16/2017 00:23	1		CLP-1 (0.53mm) 0.53(mm)
ZZZZZ		11/16/2017 00:23	1		CLP-2 (0.53mm) 0.53(mm)
ZZZZZ		11/16/2017 00:41	1		CLP-1 (0.53mm) 0.53(mm)
ZZZZZ		11/16/2017 00:41	1		CLP-2 (0.53mm) 0.53(mm)
240-87740-116		11/16/2017 01:00	1	SIG1111525.D	CLP-1 (0.53mm) 0.53(mm)
240-87740-116		11/16/2017 01:00	1	SIG1111525.D	CLP-2 (0.53mm) 0.53(mm)

PCBS ANALYSIS RUN LOG

Lab Name: TestAmerica Canton Job No.: 240-87740-1

SDG No.:

Instrument ID: A2HP13 Start Date: 11/15/2017 18:16

Analysis Batch Number: 303687 End Date: 11/16/2017 03:27

LAB SAMPLE ID	CLIENT SAMPLE ID	DATE ANALYZED	DILUTION FACTOR	LAB FILE ID	COLUMN ID
LCS 240-303380/24-A		11/16/2017 01:36	1	SIG1111527.D	CLP-1 (0.53mm) 0.53(mm)
LCS 240-303380/24-A		11/16/2017 01:36	1	SIG1111527.D	CLP-2 (0.53mm) 0.53(mm)
CCVIS 240-303687/28		11/16/2017 01:55	1	SIG1111528.D	CLP-1 (0.53mm) 0.53(mm)
CCVIS 240-303687/28		11/16/2017 01:55	1		CLP-2 (0.53mm) 0.53(mm)
240-87740-118		11/16/2017 02:13	1	SIG1111529.D	CLP-1 (0.53mm) 0.53(mm)
240-87740-118		11/16/2017 02:13	1	SIG1111529.D	CLP-2 (0.53mm) 0.53(mm)
240-87740-120		11/16/2017 02:32	1	SIG1111530.D	CLP-1 (0.53mm) 0.53(mm)
240-87740-120		11/16/2017 02:32	1	SIG1111530.D	CLP-2 (0.53mm) 0.53(mm)
240-87740-122		11/16/2017 02:50	1	SIG1111531.D	CLP-1 (0.53mm) 0.53(mm)
240-87740-122		11/16/2017 02:50	1	SIG1111531.D	CLP-2 (0.53mm) 0.53(mm)
240-87740-122 MS		11/16/2017 03:08	1	SIG1111532.D	CLP-1 (0.53mm) 0.53(mm)
240-87740-122 MS		11/16/2017 03:08	1	SIG1111532.D	CLP-2 (0.53mm) 0.53(mm)
240-87740-122 MSD		11/16/2017 03:27	1	SIG1111533.D	CLP-1 (0.53mm) 0.53(mm)
240-87740-122 MSD		11/16/2017 03:27	1	SIG1111533.D	CLP-2 (0.53mm) 0.53(mm)

PCBS ANALYSIS RUN LOG

Lab Name: TestAmerica Canton Job No.: 240-87740-1

SDG No.:

Instrument ID: A2HP13 Start Date: 11/16/2017 06:59

Analysis Batch Number: 303726 End Date: 11/16/2017 12:50

LAB SAMPLE ID	CLIENT SAMPLE ID	DATE ANALYZED	DILUTION FACTOR	LAB FILE ID	COLUMN ID
CCV 240-303726/3 CCVIS		11/16/2017 06:59	1	SIG1111603.D	CLP-1 (0.53mm) 0.53(mm)
CCV 240-303726/3 CCVIS		11/16/2017 06:59	1		CLP-2 (0.53mm) 0.53(mm)
CCV 240-303726/4		11/16/2017 07:17	1	SIG1111604.D	CLP-1 (0.53mm) 0.53(mm)
CCV 240-303726/4		11/16/2017 07:17	1		CLP-2 (0.53mm) 0.53(mm)
CCV 240-303726/5		11/16/2017 07:36	1	SIG1111605.D	CLP-1 (0.53mm) 0.53(mm)
CCV 240-303726/5		11/16/2017 07:36	1		CLP-2 (0.53mm) 0.53(mm)
CCV 240-303726/6		11/16/2017 07:54	1	SIG1111606.D	CLP-1 (0.53mm) 0.53(mm)
CCV 240-303726/6		11/16/2017 07:54	1		CLP-2 (0.53mm) 0.53(mm)
CCV 240-303726/7		11/16/2017 08:12	1	SIG1111607.D	CLP-1 (0.53mm) 0.53(mm)
CCV 240-303726/7		11/16/2017 08:12	1		CLP-2 (0.53mm) 0.53(mm)
MB 240-303380/23-A		11/16/2017 09:07	1	SIG1111610.D	CLP-1 (0.53mm) 0.53(mm)
MB 240-303380/23-A		11/16/2017 09:07	1	SIG1111610.D	CLP-2 (0.53mm) 0.53(mm)
240-87740-114		11/16/2017 09:26	1	SIG1111611.D	CLP-1 (0.53mm) 0.53(mm)
240-87740-114		11/16/2017 09:26	1	SIG1111611.D	CLP-2 (0.53mm) 0.53(mm)
240-87740-112		11/16/2017 09:44	5	SIG1111612.D	CLP-1 (0.53mm) 0.53(mm)
240-87740-112		11/16/2017 09:44	5	SIG1111612.D	CLP-2 (0.53mm) 0.53(mm)
ZZZZZ		11/16/2017 11:37	1		CLP-1 (0.53mm) 0.53(mm)
ZZZZZ		11/16/2017 11:37	1		CLP-2 (0.53mm) 0.53(mm)
ZZZZZ		11/16/2017 11:55	1		CLP-1 (0.53mm) 0.53(mm)
ZZZZZ		11/16/2017 11:55	1		CLP-2 (0.53mm) 0.53(mm)
ZZZZZ		11/16/2017 12:13	1		CLP-1 (0.53mm) 0.53(mm)
ZZZZZ		11/16/2017 12:13	1		CLP-2 (0.53mm) 0.53(mm)
ZZZZZ		11/16/2017 12:32	1		CLP-1 (0.53mm) 0.53(mm)
ZZZZZ		11/16/2017 12:32	1		CLP-2 (0.53mm) 0.53(mm)
ZZZZZ		11/16/2017 12:50	1		CLP-1 (0.53mm) 0.53(mm)
ZZZZZ		11/16/2017 12:50	1		CLP-2 (0.53mm) 0.53(mm)

FORM VI
PCBS BY INTERNAL STANDARD - INITIAL CALIBRATION DATA
CURVE EVALUATION

Lab Name: TestAmerica Canton Job No.: 240-87740-1 Analy Batch No.: 303275

SDG No.:

Instrument ID: A2HP10 GC Column: CLP-1 (0.53 ID: 0.53(mm) Heated Purge: (Y/N) N

Calibration Start Date: 11/13/2017 17:28 Calibration End Date: 11/13/2017 19:05 Calibration ID: 42109

Calibration Files:

LEVEL:	LAB SAMPLE ID:	LAB FILE ID:
Level 1	STD005 240-303275/4	P10111304.D
Level 2	STD01 240-303275/5	P10111305.D
Level 3	STD02 240-303275/6	P10111306.D
Level 4	STD05 240-303275/7	P10111307.D
Level 5	STD1 240-303275/8	P10111308.D
Level 6	STD15 240-303275/9	P10111309.D

ANALYTE	RRF					CURVE TYPE	COEFFICIENT			#	MIN RRF	%RSD	#	MAX %RSD	R^2 OR COD	#	MIN R^2 OR COD
	LVL 1 LVL 6	LVL 2	LVL 3	LVL 4	LVL 5		B	M1	M2								
PCB-1232 Peak 1	0.0206 0.0175	0.0222	0.0202	0.0182	0.0176	Ave		0.0194				9.9		20.0			
PCB-1232 Peak 2	0.0172 0.0129	0.0152	0.0147	0.0139	0.0130	Ave		0.0145				11.1		20.0			
PCB-1232 Peak 3	0.0354 0.0301	0.0327	0.0307	0.0292	0.0295	Ave		0.0313				7.7		20.0			
PCB-1232 Peak 4	0.0158 0.0131	0.0139	0.0127	0.0127	0.0132	Ave		0.0136				8.8		20.0			
PCB-1232 Peak 5	0.0137 0.0111	0.0138	0.0135	0.0131	0.0118	Ave		0.0128				8.8		20.0			
PCB-1262 Peak 1	0.0390 0.0335	0.0361	0.0344	0.0347	0.0330	Ave		0.0351				6.2		20.0			
PCB-1262 Peak 2	0.0693 0.0653	0.0653	0.0647	0.0669	0.0643	Ave		0.0659				2.8		20.0			
PCB-1262 Peak 3	0.0602 0.0573	0.0555	0.0555	0.0580	0.0561	Ave		0.0571				3.2		20.0			
PCB-1262 Peak 4	0.1415 0.1412	0.1384	0.1413	0.1450	0.1390	Ave		0.1410				1.7		20.0			
PCB-1262 Peak 5	0.0618 0.0553	0.0585	0.0564	0.0573	0.0550	Ave		0.0574				4.4		20.0			

Note: The M1 coefficient is the same as Ave RRF for an Ave curve type.

FORM VI
PCBS BY INTERNAL STANDARD - INITIAL CALIBRATION DATA
RESPONSE AND CONCENTRATION

Lab Name: TestAmerica Canton Job No.: 240-87740-1 Analy Batch No.: 303275

SDG No.:

Instrument ID: A2HP10 GC Column: CLP-1 (0.53 ID: 0.53(mm) Heated Purge: (Y/N) N

Calibration Start Date: 11/13/2017 17:28 Calibration End Date: 11/13/2017 19:05 Calibration ID: 42109

Calibration Files:

LEVEL:	LAB SAMPLE ID:	LAB FILE ID:
Level 1	STD005 240-303275/4	P10111304.D
Level 2	STD01 240-303275/5	P10111305.D
Level 3	STD02 240-303275/6	P10111306.D
Level 4	STD05 240-303275/7	P10111307.D
Level 5	STD1 240-303275/8	P10111308.D
Level 6	STD15 240-303275/9	P10111309.D

ANALYTE	IS REF	CURVE TYPE	RESPONSE					CONCENTRATION (NG/UL)				
			LVL 1 LVL 6	LVL 2	LVL 3	LVL 4	LVL 5	LVL 1 LVL 6	LVL 2	LVL 3	LVL 4	LVL 5
PCB-1232 Peak 1	BNB	Ave	1777340 46685174	4025093	7066808	14643164	29361656	0.0500 1.50	0.100	0.200	0.500	1.00
PCB-1232 Peak 2	BNB	Ave	1485587 34491219	2754719	5167383	11181884	21708940	0.0500 1.50	0.100	0.200	0.500	1.00
PCB-1232 Peak 3	BNB	Ave	3060075 80348216	5930589	10758039	23526712	49172859	0.0500 1.50	0.100	0.200	0.500	1.00
PCB-1232 Peak 4	BNB	Ave	1364449 34973472	2527700	4446151	10199875	21990176	0.0500 1.50	0.100	0.200	0.500	1.00
PCB-1232 Peak 5	BNB	Ave	1185158 29616646	2492874	4744376	10523034	19630453	0.0500 1.50	0.100	0.200	0.500	1.00
PCB-1262 Peak 1	BNB	Ave	3368422 89557840	6541194	12063611	27939408	55102037	0.0500 1.50	0.100	0.200	0.500	1.00
PCB-1262 Peak 2	BNB	Ave	5981698 174450958	11828032	22679585	53953726	107195993	0.0500 1.50	0.100	0.200	0.500	1.00
PCB-1262 Peak 3	BNB	Ave	5200344 153158677	10065298	19463004	46708695	93566126	0.0500 1.50	0.100	0.200	0.500	1.00
PCB-1262 Peak 4	BNB	Ave	12216090 377406160	25082253	49531984	116843209	231715669	0.0500 1.50	0.100	0.200	0.500	1.00
PCB-1262 Peak 5	BNB	Ave	5339629 147856904	10605846	19779304	46179114	91731580	0.0500 1.50	0.100	0.200	0.500	1.00

Curve Type Legend:
Ave = Average ISTD

FORM VI
PCBS BY INTERNAL STANDARD - INITIAL CALIBRATION DATA
CURVE EVALUATION

Lab Name: TestAmerica Canton Job No.: 240-87740-1 Analy Batch No.: 303275

SDG No.:

Instrument ID: A2HP10 GC Column: CLP-2 (0.53 ID: 0.53(mm) Heated Purge: (Y/N) N

Calibration Start Date: 11/13/2017 17:28 Calibration End Date: 11/13/2017 19:05 Calibration ID: 42110

Calibration Files:

LEVEL:	LAB SAMPLE ID:	LAB FILE ID:
Level 1	STD005 240-303275/4	P10111304.D
Level 2	STD01 240-303275/5	P10111305.D
Level 3	STD02 240-303275/6	P10111306.D
Level 4	STD05 240-303275/7	P10111307.D
Level 5	STD1 240-303275/8	P10111308.D
Level 6	STD15 240-303275/9	P10111309.D

ANALYTE	RRF					CURVE TYPE	COEFFICIENT			#	MIN RRF	%RSD	#	MAX %RSD	R^2 OR COD	#	MIN R^2 OR COD
	LVL 1 LVL 6	LVL 2	LVL 3	LVL 4	LVL 5		B	M1	M2								
PCB-1232 Peak 1	0.0233 0.0177	0.0227	0.0211	0.0188	0.0178	Ave		0.0202				12.1		20.0			
PCB-1232 Peak 2	0.0191 0.0144	0.0173	0.0170	0.0161	0.0148	Ave		0.0164				10.6		20.0			
PCB-1232 Peak 3	0.0356 0.0305	0.0342	0.0334	0.0327	0.0304	Ave		0.0328				6.3		20.0			
PCB-1232 Peak 4	0.0165 0.0132	0.0157	0.0152	0.0145	0.0134	Ave		0.0148				8.9		20.0			
PCB-1232 Peak 5	0.0137 0.0091	0.0122	0.0107	0.0099	0.0092	Ave		0.0108				16.8		20.0			
PCB-1262 Peak 1	0.0427 0.0352	0.0375	0.0399	0.0381	0.0354	Ave		0.0381				7.5		20.0			
PCB-1262 Peak 2	0.0713 0.0613	0.0616	0.0637	0.0616	0.0606	Ave		0.0634				6.3		20.0			
PCB-1262 Peak 3	0.0627 0.0529	0.0558	0.0558	0.0546	0.0521	Ave		0.0557				6.7		20.0			
PCB-1262 Peak 4	0.1316 0.1206	0.1211	0.1249	0.1238	0.1187	Ave		0.1234				3.7		20.0			
PCB-1262 Peak 5	0.0934 0.0854	0.0892	0.0887	0.0860	0.0837	Ave		0.0877				3.9		20.0			

Note: The M1 coefficient is the same as Ave RRF for an Ave curve type.

FORM VI
PCBS BY INTERNAL STANDARD - INITIAL CALIBRATION DATA
RESPONSE AND CONCENTRATION

Lab Name: TestAmerica Canton Job No.: 240-87740-1 Analy Batch No.: 303275

SDG No.:

Instrument ID: A2HP10 GC Column: CLP-2 (0.53 ID: 0.53(mm) Heated Purge: (Y/N) N

Calibration Start Date: 11/13/2017 17:28 Calibration End Date: 11/13/2017 19:05 Calibration ID: 42110

Calibration Files:

LEVEL:	LAB SAMPLE ID:	LAB FILE ID:
Level 1	STD005 240-303275/4	P10111304.D
Level 2	STD01 240-303275/5	P10111305.D
Level 3	STD02 240-303275/6	P10111306.D
Level 4	STD05 240-303275/7	P10111307.D
Level 5	STD1 240-303275/8	P10111308.D
Level 6	STD15 240-303275/9	P10111309.D

ANALYTE	IS REF	CURVE TYPE	RESPONSE					CONCENTRATION (NG/UL)				
			LVL 1 LVL 6	LVL 2	LVL 3	LVL 4	LVL 5	LVL 1 LVL 6	LVL 2	LVL 3	LVL 4	LVL 5
PCB-1232 Peak 1	BNB	Ave	1352278 32166522	2744146	4911116	10192046	20180992	0.0500 1.50	0.100	0.200	0.500	1.00
PCB-1232 Peak 2	BNB	Ave	1109930 26217077	2090912	3965202	8719204	16703999	0.0500 1.50	0.100	0.200	0.500	1.00
PCB-1232 Peak 3	BNB	Ave	2068853 55516087	4143028	7773450	17703786	34410910	0.0500 1.50	0.100	0.200	0.500	1.00
PCB-1232 Peak 4	BNB	Ave	961177 24024673	1902011	3540878	7836485	15152261	0.0500 1.50	0.100	0.200	0.500	1.00
PCB-1232 Peak 5	BNB	Ave	798503 16623911	1472100	2497947	5386368	10407482	0.0500 1.50	0.100	0.200	0.500	1.00
PCB-1262 Peak 1	BNB	Ave	2483920 63923375	4540881	9290774	20638556	40061190	0.0500 1.50	0.100	0.200	0.500	1.00
PCB-1262 Peak 2	BNB	Ave	4144380 111555200	7459004	14816602	33366658	68612205	0.0500 1.50	0.100	0.200	0.500	1.00
PCB-1262 Peak 3	BNB	Ave	3643011 96188853	6763199	12979151	29578907	58980410	0.0500 1.50	0.100	0.200	0.500	1.00
PCB-1262 Peak 4	BNB	Ave	7652260 219221126	14667016	29056327	67047490	134402927	0.0500 1.50	0.100	0.200	0.500	1.00
PCB-1262 Peak 5	BNB	Ave	5428341 155335910	10800059	20621448	46566399	94768049	0.0500 1.50	0.100	0.200	0.500	1.00

Curve Type Legend:
Ave = Average ISTD

FORM VI
PCBS BY INTERNAL STANDARD - INITIAL CALIBRATION DATA
CURVE EVALUATION

Lab Name: TestAmerica Canton Job No.: 240-87740-1 Analy Batch No.: 303275

SDG No.:

Instrument ID: A2HP10 GC Column: CLP-1 (0.53 ID: 0.53(mm) Heated Purge: (Y/N) N

Calibration Start Date: 11/13/2017 19:24 Calibration End Date: 11/13/2017 21:01 Calibration ID: 42115

Calibration Files:

LEVEL:	LAB SAMPLE ID:	LAB FILE ID:
Level 1	STD005 240-303275/10	P10111310.D
Level 2	STD01 240-303275/11	P10111311.D
Level 3	STD02 240-303275/12	P10111312.D
Level 4	STD05 240-303275/13	P10111313.D
Level 5	STD1 240-303275/14	P10111314.D
Level 6	STD151242 240-303275/15	P10111315.D

ANALYTE	RRF					CURVE TYPE	COEFFICIENT			#	MIN RRF	%RSD	#	MAX %RSD	R^2 OR COD	#	MIN R^2 OR COD
	LVL 1 LVL 6	LVL 2	LVL 3	LVL 4	LVL 5		B	M1	M2								
PCB-1242 Peak 1	0.0175 0.0120	0.0155	0.0144	0.0134	0.0125	Ave		0.0142				14.3		20.0			
PCB-1242 Peak 2	0.0316 0.0217	0.0286	0.0268	0.0242	0.0225	Ave		0.0259				14.8		20.0			
PCB-1242 Peak 3	0.0625 0.0516	0.0605	0.0496	0.0550	0.0525	Ave		0.0553				9.3		20.0			
PCB-1242 Peak 4	0.0286 0.0217	0.0264	0.0176	0.0242	0.0223	Ave		0.0234				16.4		20.0			
PCB-1242 Peak 5	0.0314 0.0223	0.0274	0.0235	0.0249	0.0229	Ave		0.0254				13.5		20.0			
PCB-1268 Peak 1	0.1638 0.1469	0.1538	0.1484	0.1569	0.1495	Ave		0.1532				4.1		20.0			
PCB-1268 Peak 2	0.1882 0.1504	0.1662	0.1637	0.1615	0.1503	Ave		0.1634				8.5		20.0			
PCB-1268 Peak 3	0.1503 0.1280	0.1377	0.1334	0.1363	0.1289	Ave		0.1358				6.0		20.0			
PCB-1268 Peak 4	0.0663 0.0545	0.0610	0.0578	0.0580	0.0543	Ave		0.0587				7.7		20.0			
PCB-1268 Peak 5	0.4719 0.4055	0.4412	0.4273	0.4371	0.4088	Ave		0.4320				5.6		20.0			

Note: The M1 coefficient is the same as Ave RRF for an Ave curve type.

FORM VI
PCBS BY INTERNAL STANDARD - INITIAL CALIBRATION DATA
RESPONSE AND CONCENTRATION

Lab Name: TestAmerica Canton Job No.: 240-87740-1 Analy Batch No.: 303275

SDG No.:

Instrument ID: A2HP10 GC Column: CLP-1 (0.53 ID: 0.53(mm) Heated Purge: (Y/N) N

Calibration Start Date: 11/13/2017 19:24 Calibration End Date: 11/13/2017 21:01 Calibration ID: 42115

Calibration Files:

LEVEL:	LAB SAMPLE ID:	LAB FILE ID:
Level 1	STD005 240-303275/10	P10111310.D
Level 2	STD01 240-303275/11	P10111311.D
Level 3	STD02 240-303275/12	P10111312.D
Level 4	STD05 240-303275/13	P10111313.D
Level 5	STD1 240-303275/14	P10111314.D
Level 6	STD151242 240-303275/15	P10111315.D

ANALYTE	IS REF	CURVE TYPE	RESPONSE					CONCENTRATION (NG/UL)				
			LVL 1 LVL 6	LVL 2	LVL 3	LVL 4	LVL 5	LVL 1 LVL 6	LVL 2	LVL 3	LVL 4	LVL 5
PCB-1242 Peak 1	BNB	Ave	1423925 32446630	2832373	5190502	11465254	22807029	0.0500 1.50	0.100	0.200	0.500	1.00
PCB-1242 Peak 2	BNB	Ave	2578590 58614269	5226779	9640199	20688205	41046515	0.0500 1.50	0.100	0.200	0.500	1.00
PCB-1242 Peak 3	BNB	Ave	5093817 139480461	11076359	17863882	47042481	95877890	0.0500 1.50	0.100	0.200	0.500	1.00
PCB-1242 Peak 4	BNB	Ave	2328601 58598970	4822103	6338698	20699148	40656746	0.0500 1.50	0.100	0.200	0.500	1.00
PCB-1242 Peak 5	BNB	Ave	2557574 60182472	5006687	8471801	21281361	41903367	0.0500 1.50	0.100	0.200	0.500	1.00
PCB-1268 Peak 1	BNB	Ave	13354227 397406498	28141778	53418522	134223216	273013033	0.0500 1.50	0.100	0.200	0.500	1.00
PCB-1268 Peak 2	BNB	Ave	15348882 406729861	30395646	58911517	138199573	274525978	0.0500 1.50	0.100	0.200	0.500	1.00
PCB-1268 Peak 3	BNB	Ave	12258294 346095956	25188125	48034413	116587263	235378335	0.0500 1.50	0.100	0.200	0.500	1.00
PCB-1268 Peak 4	BNB	Ave	5405881 147389625	11164715	20810999	49612095	99119857	0.0500 1.50	0.100	0.200	0.500	1.00
PCB-1268 Peak 5	BNB	Ave	38478797 1096700940	80710598	153817206	373961479	746536102	0.0500 1.50	0.100	0.200	0.500	1.00

Curve Type Legend:
Ave = Average ISTD

FORM VI
PCBS BY INTERNAL STANDARD - INITIAL CALIBRATION DATA
CURVE EVALUATION

Lab Name: TestAmerica Canton Job No.: 240-87740-1 Analy Batch No.: 303275

SDG No.:

Instrument ID: A2HP10 GC Column: CLP-2 (0.53 ID: 0.53(mm) Heated Purge: (Y/N) N

Calibration Start Date: 11/13/2017 19:24 Calibration End Date: 11/13/2017 21:01 Calibration ID: 42116

Calibration Files:

LEVEL:	LAB SAMPLE ID:	LAB FILE ID:
Level 1	STD005 240-303275/10	P10111310.D
Level 2	STD01 240-303275/11	P10111311.D
Level 3	STD02 240-303275/12	P10111312.D
Level 4	STD05 240-303275/13	P10111313.D
Level 5	STD1 240-303275/14	P10111314.D
Level 6	STD151242 240-303275/15	P10111315.D

ANALYTE	RRF					CURVE TYPE	COEFFICIENT			#	MIN RRF	%RSD	#	MAX %RSD	R^2 OR COD	#	MIN R^2 OR COD
	LVL 1 LVL 6	LVL 2	LVL 3	LVL 4	LVL 5		B	M1	M2								
PCB-1242 Peak 1	0.0172 0.0121	0.0157	0.0150	0.0136	0.0130	Ave		0.0144				13.2		20.0			
PCB-1242 Peak 2	0.0339 0.0225	0.0305	0.0278	0.0264	0.0238	Ave		0.0275				15.5		20.0			
PCB-1242 Peak 3	0.0646 0.0515	0.0617	0.0585	0.0566	0.0536	Ave		0.0577				8.5		20.0			
PCB-1242 Peak 4	0.0297 0.0215	0.0279	0.0258	0.0247	0.0229	Ave		0.0254				12.2		20.0			
PCB-1242 Peak 5	0.0257 0.0166	0.0213	0.0199	0.0188	0.0175	Ave		0.0200				16.3		20.0			
PCB-1268 Peak 1	0.1605 0.1369	0.1496	0.1433	0.1447	0.1392	Ave		0.1457				5.8		20.0			
PCB-1268 Peak 2	0.1650 0.1350	0.1506	0.1417	0.1427	0.1362	Ave		0.1452				7.7		20.0			
PCB-1268 Peak 3	0.1360 0.1152	0.1255	0.1190	0.1202	0.1157	Ave		0.1219				6.4		20.0			
PCB-1268 Peak 4	0.0602 0.0480	0.0554	0.0524	0.0510	0.0480	Ave		0.0525				8.9		20.0			
PCB-1268 Peak 5	0.3983 0.3626	0.3746	0.3661	0.3767	0.3611	Ave		0.3732				3.7		20.0			

Note: The M1 coefficient is the same as Ave RRF for an Ave curve type.

FORM VI
PCBS BY INTERNAL STANDARD - INITIAL CALIBRATION DATA
RESPONSE AND CONCENTRATION

Lab Name: TestAmerica Canton Job No.: 240-87740-1 Analy Batch No.: 303275

SDG No.:

Instrument ID: A2HP10 GC Column: CLP-2 (0.53 ID: 0.53(mm) Heated Purge: (Y/N) N

Calibration Start Date: 11/13/2017 19:24 Calibration End Date: 11/13/2017 21:01 Calibration ID: 42116

Calibration Files:

LEVEL:	LAB SAMPLE ID:	LAB FILE ID:
Level 1	STD005 240-303275/10	P10111310.D
Level 2	STD01 240-303275/11	P10111311.D
Level 3	STD02 240-303275/12	P10111312.D
Level 4	STD05 240-303275/13	P10111313.D
Level 5	STD1 240-303275/14	P10111314.D
Level 6	STD151242 240-303275/15	P10111315.D

ANALYTE	IS REF	CURVE TYPE	RESPONSE					CONCENTRATION (NG/UL)				
			LVL 1 LVL 6	LVL 2	LVL 3	LVL 4	LVL 5	LVL 1 LVL 6	LVL 2	LVL 3	LVL 4	LVL 5
PCB-1242 Peak 1	BNB	Ave	952583 22208710	1954097	3667468	7933013	15945492	0.0500 1.50	0.100	0.200	0.500	1.00
PCB-1242 Peak 2	BNB	Ave	1874747 41293423	3792674	6802522	15420005	29251675	0.0500 1.50	0.100	0.200	0.500	1.00
PCB-1242 Peak 3	BNB	Ave	3564720 94483053	7664115	14306597	33115418	66005244	0.0500 1.50	0.100	0.200	0.500	1.00
PCB-1242 Peak 4	BNB	Ave	1642631 39399695	3469508	6320106	14422932	28123038	0.0500 1.50	0.100	0.200	0.500	1.00
PCB-1242 Peak 5	BNB	Ave	1417431 30422870	2647208	4860285	10981654	21589888	0.0500 1.50	0.100	0.200	0.500	1.00
PCB-1268 Peak 1	BNB	Ave	8864718 251180667	18587084	35081799	84610925	171351544	0.0500 1.50	0.100	0.200	0.500	1.00
PCB-1268 Peak 2	BNB	Ave	9111858 247788013	18705404	34676501	83407841	167643054	0.0500 1.50	0.100	0.200	0.500	1.00
PCB-1268 Peak 3	BNB	Ave	7508646 211352725	15592836	29127058	70297108	142409986	0.0500 1.50	0.100	0.200	0.500	1.00
PCB-1268 Peak 4	BNB	Ave	3324675 88096459	6882037	12821438	29809875	59127585	0.0500 1.50	0.100	0.200	0.500	1.00
PCB-1268 Peak 5	BNB	Ave	21997314 665392595	46533376	89598036	220213840	444424396	0.0500 1.50	0.100	0.200	0.500	1.00

Curve Type Legend:
Ave = Average ISTD

FORM VI
PCBS BY INTERNAL STANDARD - INITIAL CALIBRATION DATA
CURVE EVALUATION

Lab Name: TestAmerica Canton | Job No.: 240-87740-1 | Analy Batch No.: 303275

SDG No.:

Instrument ID: A2HP10 | GC Column: CLP-1 (0.53 ID: 0.53(mm) | Heated Purge: (Y/N) N

Calibration Start Date: 11/13/2017 21:21 | Calibration End Date: 11/13/2017 22:57 | Calibration ID: 42121

Calibration Files:

LEVEL:	LAB SAMPLE ID:	LAB FILE ID:
Level 1	STD005 240-303275/16	P10111316.D
Level 2	STD01 240-303275/17	P10111317.D
Level 3	STD02 240-303275/18	P10111318.D
Level 4	STD05 240-303275/19	P10111319.D
Level 5	STD1 240-303275/20	P10111320.D
Level 6	STD15 240-303275/21	P10111321.D

ANALYTE	RRF					CURVE TYPE	COEFFICIENT			#	MIN RRF	%RSD	#	MAX %RSD	R^2 OR COD	#	MIN R^2 OR COD
	LVL 1 LVL 6	LVL 2	LVL 3	LVL 4	LVL 5		B	M1	M2								
PCB-1248 Peak 1	0.0173 0.0123	0.0162	0.0152	0.0134	0.0123	Ave		0.0145				14.6		20.0			
PCB-1248 Peak 2	0.0422 0.0346	0.0356	0.0381	0.0352	0.0357	Ave		0.0369				7.7		20.0			
PCB-1248 Peak 3	0.0455 0.0353	0.0422	0.0402	0.0371	0.0370	Ave		0.0396				9.6		20.0			
PCB-1248 Peak 4	0.0233 0.0195	0.0196	0.0194	0.0204	0.0198	Ave		0.0204				7.3		20.0			
PCB-1248 Peak 5	0.0227 0.0178	0.0196	0.0193	0.0200	0.0177	Ave		0.0195				9.4		20.0			

Note: The M1 coefficient is the same as Ave RRF for an Ave curve type.

FORM VI
PCBS BY INTERNAL STANDARD - INITIAL CALIBRATION DATA
RESPONSE AND CONCENTRATION

Lab Name: TestAmerica Canton Job No.: 240-87740-1 Analy Batch No.: 303275

SDG No.:

Instrument ID: A2HP10 GC Column: CLP-1 (0.53 ID: 0.53(mm) Heated Purge: (Y/N) N

Calibration Start Date: 11/13/2017 21:21 Calibration End Date: 11/13/2017 22:57 Calibration ID: 42121

Calibration Files:

LEVEL:	LAB SAMPLE ID:	LAB FILE ID:
Level 1	STD005 240-303275/16	P10111316.D
Level 2	STD01 240-303275/17	P10111317.D
Level 3	STD02 240-303275/18	P10111318.D
Level 4	STD05 240-303275/19	P10111319.D
Level 5	STD1 240-303275/20	P10111320.D
Level 6	STD15 240-303275/21	P10111321.D

ANALYTE	IS REF	CURVE TYPE	RESPONSE					CONCENTRATION (NG/UL)				
			LVL 1 LVL 6	LVL 2	LVL 3	LVL 4	LVL 5	LVL 1 LVL 6	LVL 2	LVL 3	LVL 4	LVL 5
PCB-1248 Peak 1	BNB	Ave	1410750 32251651	2817283	5161423	11377471	20337217	0.0500 1.50	0.100	0.200	0.500	1.00
PCB-1248 Peak 2	BNB	Ave	3434250 90950883	6173036	12955704	29795563	58837153	0.0500 1.50	0.100	0.200	0.500	1.00
PCB-1248 Peak 3	BNB	Ave	3700564 92796085	7328001	13674171	31416526	61121787	0.0500 1.50	0.100	0.200	0.500	1.00
PCB-1248 Peak 4	BNB	Ave	1895538 51261813	3409799	6616726	17293358	32675802	0.0500 1.50	0.100	0.200	0.500	1.00
PCB-1248 Peak 5	BNB	Ave	1845620 46632303	3408666	6569614	16922016	29141580	0.0500 1.50	0.100	0.200	0.500	1.00

Curve Type Legend:
Ave = Average ISTD

FORM VI
PCBS BY INTERNAL STANDARD - INITIAL CALIBRATION DATA
CURVE EVALUATION

Lab Name: TestAmerica Canton Job No.: 240-87740-1 Analy Batch No.: 303275

SDG No.:

Instrument ID: A2HP10 GC Column: CLP-2 (0.53 ID: 0.53(mm) Heated Purge: (Y/N) N

Calibration Start Date: 11/13/2017 21:21 Calibration End Date: 11/13/2017 22:57 Calibration ID: 42122

Calibration Files:

LEVEL:	LAB SAMPLE ID:	LAB FILE ID:
Level 1	STD005 240-303275/16	P10111316.D
Level 2	STD01 240-303275/17	P10111317.D
Level 3	STD02 240-303275/18	P10111318.D
Level 4	STD05 240-303275/19	P10111319.D
Level 5	STD1 240-303275/20	P10111320.D
Level 6	STD15 240-303275/21	P10111321.D

ANALYTE	RRF					CURVE TYPE	COEFFICIENT			#	MIN RRF	%RSD	#	MAX %RSD	R^2 OR COD	#	MIN R^2 OR COD
	LVL 1 LVL 6	LVL 2	LVL 3	LVL 4	LVL 5		B	M1	M2								
PCB-1248 Peak 1	0.0184 0.0135	0.0175	0.0167	0.0150	0.0147	Ave		0.0160				11.5		20.0			
PCB-1248 Peak 2	0.0438 0.0357	0.0407	0.0408	0.0377	0.0368	Ave		0.0392				7.7		20.0			
PCB-1248 Peak 3	0.0384 0.0268	0.0336	0.0312	0.0292	0.0285	Ave		0.0313				13.5		20.0			
PCB-1248 Peak 4	0.0379 0.0352	0.0414	0.0407	0.0379	0.0374	Ave		0.0384				6.0		20.0			
PCB-1248 Peak 5	0.0224 0.0188	0.0217	0.0218	0.0206	0.0206	Ave		0.0210				6.2		20.0			

Note: The M1 coefficient is the same as Ave RRF for an Ave curve type.

FORM VI
PCBS BY INTERNAL STANDARD - INITIAL CALIBRATION DATA
RESPONSE AND CONCENTRATION

Lab Name: TestAmerica Canton Job No.: 240-87740-1 Analy Batch No.: 303275

SDG No.:

Instrument ID: A2HP10 GC Column: CLP-2 (0.53 ID: 0.53(mm) Heated Purge: (Y/N) N

Calibration Start Date: 11/13/2017 21:21 Calibration End Date: 11/13/2017 22:57 Calibration ID: 42122

Calibration Files:

LEVEL:	LAB SAMPLE ID:	LAB FILE ID:
Level 1	STD005 240-303275/16	P10111316.D
Level 2	STD01 240-303275/17	P10111317.D
Level 3	STD02 240-303275/18	P10111318.D
Level 4	STD05 240-303275/19	P10111319.D
Level 5	STD1 240-303275/20	P10111320.D
Level 6	STD15 240-303275/21	P10111321.D

ANALYTE	IS REF	CURVE TYPE	RESPONSE					CONCENTRATION (NG/UL)				
			LVL 1 LVL 6	LVL 2	LVL 3	LVL 4	LVL 5	LVL 1 LVL 6	LVL 2	LVL 3	LVL 4	LVL 5
PCB-1248 Peak 1	BNB	Ave	1007592 23555102	2051055	3834516	8555376	16414714	0.0500 1.50	0.100	0.200	0.500	1.00
PCB-1248 Peak 2	BNB	Ave	2402151 62235835	4770180	9360347	21463375	40956480	0.0500 1.50	0.100	0.200	0.500	1.00
PCB-1248 Peak 3	BNB	Ave	2108839 46736560	3946825	7175184	16620655	31755379	0.0500 1.50	0.100	0.200	0.500	1.00
PCB-1248 Peak 4	BNB	Ave	2076838 61294645	4857835	9344375	21587632	41674538	0.0500 1.50	0.100	0.200	0.500	1.00
PCB-1248 Peak 5	BNB	Ave	1230524 32677767	2547664	4994861	11731251	22920035	0.0500 1.50	0.100	0.200	0.500	1.00

Curve Type Legend:
Ave = Average ISTD

FORM VI
PCBS BY INTERNAL STANDARD - INITIAL CALIBRATION DATA
CURVE EVALUATION

Lab Name: TestAmerica Canton Job No.: 240-87740-1 Analy Batch No.: 303275

SDG No.:

Instrument ID: A2HP10 GC Column: CLP-1 (0.53 ID: 0.53(mm) Heated Purge: (Y/N) N

Calibration Start Date: 11/13/2017 23:17 Calibration End Date: 11/14/2017 00:53 Calibration ID: 42127

Calibration Files:

LEVEL:	LAB SAMPLE ID:	LAB FILE ID:
Level 1	STD005 240-303275/22	P10111322.D
Level 2	STD01 240-303275/23	P10111323.D
Level 3	STD02 240-303275/24	P10111324.D
Level 4	STD05 240-303275/25	P10111325.D
Level 5	STD1 240-303275/26	P10111326.D
Level 6	STD15 240-303275/27	P10111327.D

ANALYTE	RRF					CURVE TYPE	COEFFICIENT			#	MIN RRF	%RSD	#	MAX %RSD	R^2 OR COD	#	MIN R^2 OR COD
	LVL 1 LVL 6	LVL 2	LVL 3	LVL 4	LVL 5		B	M1	M2								
PCB-1221 Peak 1	0.0115 0.0083	0.0111	0.0111	0.0094	0.0088	Ave		0.0100				13.3		20.0			
PCB-1221 Peak 2	0.0072 0.0051	0.0065	0.0068	0.0059	0.0054	Ave		0.0061				13.4		20.0			
PCB-1221 Peak 3	0.0279 0.0197	0.0270	0.0261	0.0224	0.0208	Ave		0.0240				14.5		20.0			
PCB-1254 Peak 1	0.0458 0.0396	0.0453	0.0452	0.0423	0.0402	Ave		0.0431				6.4		20.0			
PCB-1254 Peak 2	0.0615 0.0579	0.0606	0.0631	0.0607	0.0590	Ave		0.0605				3.0		20.0			
PCB-1254 Peak 3	0.0447 0.0434	0.0457	0.0483	0.0508	0.0456	Ave		0.0464				5.8		20.0			
PCB-1254 Peak 4	0.0442 0.0394	0.0409	0.0422	0.0425	0.0404	Ave		0.0416				4.1		20.0			
PCB-1254 Peak 5	0.0627 0.0610	0.0583	0.0621	0.0634	0.0616	Ave		0.0615				2.9		20.0			

Note: The M1 coefficient is the same as Ave RRF for an Ave curve type.

FORM VI
PCBS BY INTERNAL STANDARD - INITIAL CALIBRATION DATA
RESPONSE AND CONCENTRATION

Lab Name: TestAmerica Canton Job No.: 240-87740-1 Analy Batch No.: 303275

SDG No.:

Instrument ID: A2HP10 GC Column: CLP-1 (0.53 ID: 0.53(mm) Heated Purge: (Y/N) N

Calibration Start Date: 11/13/2017 23:17 Calibration End Date: 11/14/2017 00:53 Calibration ID: 42127

Calibration Files:

LEVEL:	LAB SAMPLE ID:	LAB FILE ID:
Level 1	STD005 240-303275/22	P10111322.D
Level 2	STD01 240-303275/23	P10111323.D
Level 3	STD02 240-303275/24	P10111324.D
Level 4	STD05 240-303275/25	P10111325.D
Level 5	STD1 240-303275/26	P10111326.D
Level 6	STD15 240-303275/27	P10111327.D

ANALYTE	IS REF	CURVE TYPE	RESPONSE					CONCENTRATION (NG/UL)				
			LVL 1 LVL 6	LVL 2	LVL 3	LVL 4	LVL 5	LVL 1 LVL 6	LVL 2	LVL 3	LVL 4	LVL 5
PCB-1221 Peak 1	BNB	Ave	998480 21811696	1973907	3991280	7692683	15861787	0.0500 1.50	0.100	0.200	0.500	1.00
PCB-1221 Peak 2	BNB	Ave	625060 13292943	1152691	2459283	4778308	9709374	0.0500 1.50	0.100	0.200	0.500	1.00
PCB-1221 Peak 3	BNB	Ave	2433774 51615788	4815864	9439342	18251846	37392192	0.0500 1.50	0.100	0.200	0.500	1.00
PCB-1254 Peak 1	BNB	Ave	3990276 103836160	8087097	16331727	34496024	72164876	0.0500 1.50	0.100	0.200	0.500	1.00
PCB-1254 Peak 2	BNB	Ave	5359621 151801130	10811139	22769558	49545050	105910136	0.0500 1.50	0.100	0.200	0.500	1.00
PCB-1254 Peak 3	BNB	Ave	3896397 113799949	8164012	17440353	41437704	81886215	0.0500 1.50	0.100	0.200	0.500	1.00
PCB-1254 Peak 4	BNB	Ave	3848889 103481420	7305384	15225867	34664529	72494608	0.0500 1.50	0.100	0.200	0.500	1.00
PCB-1254 Peak 5	BNB	Ave	5467826 159944098	10404735	22418586	51737245	110568942	0.0500 1.50	0.100	0.200	0.500	1.00

Curve Type Legend:
Ave = Average ISTD

FORM VI
PCBS BY INTERNAL STANDARD - INITIAL CALIBRATION DATA
CURVE EVALUATION

Lab Name: TestAmerica Canton Job No.: 240-87740-1 Analy Batch No.: 303275

SDG No.:

Instrument ID: A2HP10 GC Column: CLP-2 (0.53 ID: 0.53(mm) Heated Purge: (Y/N) N

Calibration Start Date: 11/13/2017 23:17 Calibration End Date: 11/14/2017 00:53 Calibration ID: 42128

Calibration Files:

LEVEL:	LAB SAMPLE ID:	LAB FILE ID:
Level 1	STD005 240-303275/22	P10111322.D
Level 2	STD01 240-303275/23	P10111323.D
Level 3	STD02 240-303275/24	P10111324.D
Level 4	STD05 240-303275/25	P10111325.D
Level 5	STD1 240-303275/26	P10111326.D
Level 6	STD15 240-303275/27	P10111327.D

ANALYTE	RRF					CURVE TYPE	COEFFICIENT			#	MIN RRF	%RSD	#	MAX %RSD	R^2 OR COD	#	MIN R^2 OR COD
	LVL 1 LVL 6	LVL 2	LVL 3	LVL 4	LVL 5		B	M1	M2								
PCB-1221 Peak 1	0.0124 0.0087	0.0119	0.0119	0.0098	0.0092	Ave		0.0107				15.0		20.0			
PCB-1221 Peak 2	0.0079 0.0055	0.0076	0.0076	0.0066	0.0060	Ave		0.0069				14.0		20.0			
PCB-1221 Peak 3	0.0297 0.0202	0.0279	0.0274	0.0236	0.0217	Ave		0.0251				15.1		20.0			
PCB-1254 Peak 1	0.0450 0.0314	0.0405	0.0402	0.0361	0.0330	Ave		0.0377				13.6		20.0			
PCB-1254 Peak 2	0.0475 0.0367	0.0451	0.0453	0.0402	0.0378	Ave		0.0421				10.7		20.0			
PCB-1254 Peak 3	0.0723 0.0551	0.0712	0.0708	0.0587	0.0559	Ave		0.0640				12.9		20.0			
PCB-1254 Peak 4	0.0493 0.0416	0.0485	0.0489	0.0447	0.0428	Ave		0.0460				7.3		20.0			
PCB-1254 Peak 5	0.0695 0.0570	0.0675	0.0678	0.0610	0.0579	Ave		0.0635				8.6		20.0			

Note: The M1 coefficient is the same as Ave RRF for an Ave curve type.

FORM VI
PCBS BY INTERNAL STANDARD - INITIAL CALIBRATION DATA
RESPONSE AND CONCENTRATION

Lab Name: TestAmerica Canton Job No.: 240-87740-1 Analy Batch No.: 303275

SDG No.:

Instrument ID: A2HP10 GC Column: CLP-2 (0.53 ID: 0.53(mm) Heated Purge: (Y/N) N

Calibration Start Date: 11/13/2017 23:17 Calibration End Date: 11/14/2017 00:53 Calibration ID: 42128

Calibration Files:

LEVEL:	LAB SAMPLE ID:	LAB FILE ID:
Level 1	STD005 240-303275/22	P10111322.D
Level 2	STD01 240-303275/23	P10111323.D
Level 3	STD02 240-303275/24	P10111324.D
Level 4	STD05 240-303275/25	P10111325.D
Level 5	STD1 240-303275/26	P10111326.D
Level 6	STD15 240-303275/27	P10111327.D

ANALYTE	IS REF	CURVE TYPE	RESPONSE					CONCENTRATION (NG/UL)				
			LVL 1 LVL 6	LVL 2	LVL 3	LVL 4	LVL 5	LVL 1 LVL 6	LVL 2	LVL 3	LVL 4	LVL 5
PCB-1221 Peak 1	BNB	Ave	722896 15400578	1423717	2905310	5403967	11214182	0.0500 1.50	0.100	0.200	0.500	1.00
PCB-1221 Peak 2	BNB	Ave	460724 9835683	904016	1856993	3623095	7319794	0.0500 1.50	0.100	0.200	0.500	1.00
PCB-1221 Peak 3	BNB	Ave	1731314 35786581	3338062	6680691	13003952	26359402	0.0500 1.50	0.100	0.200	0.500	1.00
PCB-1254 Peak 1	BNB	Ave	2619725 55618641	4840933	9813432	19859029	40067764	0.0500 1.50	0.100	0.200	0.500	1.00
PCB-1254 Peak 2	BNB	Ave	2767731 64975234	5390048	11056725	22111033	45839805	0.0500 1.50	0.100	0.200	0.500	1.00
PCB-1254 Peak 3	BNB	Ave	4215724 97638634	8507945	17272448	32306920	67929163	0.0500 1.50	0.100	0.200	0.500	1.00
PCB-1254 Peak 4	BNB	Ave	2871587 73726200	5803813	11924934	24613926	51979896	0.0500 1.50	0.100	0.200	0.500	1.00
PCB-1254 Peak 5	BNB	Ave	4049243 101049356	8070598	16548800	33553174	70329354	0.0500 1.50	0.100	0.200	0.500	1.00

Curve Type Legend:
Ave = Average ISTD

FORM VI
PCBS BY INTERNAL STANDARD - INITIAL CALIBRATION DATA
CURVE EVALUATION

Lab Name: TestAmerica Canton Job No.: 240-87740-1 Analy Batch No.: 303275

SDG No.:

Instrument ID: A2HP10 GC Column: CLP-1 (0.53 ID: 0.53(mm) Heated Purge: (Y/N) N

Calibration Start Date: 11/14/2017 01:12 Calibration End Date: 11/14/2017 02:48 Calibration ID: 42133

Calibration Files:

LEVEL:	LAB SAMPLE ID:	LAB FILE ID:
Level 1	STD005 240-303275/28	P10111328.D
Level 2	STD01 240-303275/29	P10111329.D
Level 3	STD02 240-303275/30	P10111330.D
Level 4	STD05 240-303275/31	P10111331.D
Level 5	STD1 240-303275/32	P10111332.D
Level 6	STD151660 240-303275/33	P10111333.D

ANALYTE	RRF					CURVE TYPE	COEFFICIENT			#	MIN RRF	%RSD	#	MAX %RSD	R^2 OR COD	#	MIN R^2 OR COD
	LVL 1 LVL 6	LVL 2	LVL 3	LVL 4	LVL 5		B	M1	M2								
PCB-1016 Peak 1	0.0236 0.0186	0.0225	0.0237	0.0203	0.0192	Ave		0.0213				10.5		20.0			
PCB-1016 Peak 2	0.0437 0.0329	0.0406	0.0406	0.0352	0.0339	Ave		0.0378				11.6		20.0			
PCB-1016 Peak 3	0.0873 0.0812	0.0815	0.0854	0.0797	0.0826	Ave		0.0830				3.5		20.0			
PCB-1016 Peak 4	0.0381 0.0353	0.0336	0.0362	0.0338	0.0357	Ave		0.0354				4.6		20.0			
PCB-1016 Peak 5	0.0421 0.0351	0.0396	0.0389	0.0346	0.0350	Ave		0.0376				8.2		20.0			
PCB-1260 Peak 1	0.0601 0.0543	0.0563	0.0572	0.0532	0.0524	Ave		0.0556				5.1		20.0			
PCB-1260 Peak 2	0.1042 0.1027	0.1021	0.1083	0.1000	0.0992	Ave		0.1028				3.2		20.0			
PCB-1260 Peak 3	0.0930 0.1032	0.0919	0.1035	0.0976	0.0985	Ave		0.0980				5.0		20.0			
PCB-1260 Peak 4	0.1495 0.1525	0.1448	0.1549	0.1452	0.1467	Ave		0.1489				2.8		20.0			
PCB-1260 Peak 5	0.0623 0.0669	0.0622	0.0637	0.0599	0.0657	Ave		0.0634				4.0		20.0			
Tetrachloro-m-xylene	1.1638 0.8712	1.1129	0.9605	0.9097	0.8951	Ave		0.9855				12.5		20.0			
DCB Decachlorobiphenyl	1.4556 1.0596	1.4162	1.1299	1.0348	1.0958	Ave		1.1986				15.6		20.0			

Note: The M1 coefficient is the same as Ave RRF for an Ave curve type.

FORM VI
PCBS BY INTERNAL STANDARD - INITIAL CALIBRATION DATA
RESPONSE AND CONCENTRATION

Lab Name: TestAmerica Canton Job No.: 240-87740-1 Analy Batch No.: 303275

SDG No.:

Instrument ID: A2HP10 GC Column: CLP-1 (0.53 ID: 0.53(mm) Heated Purge: (Y/N) N

Calibration Start Date: 11/14/2017 01:12 Calibration End Date: 11/14/2017 02:48 Calibration ID: 42133

Calibration Files:

LEVEL:	LAB SAMPLE ID:	LAB FILE ID:
Level 1	STD005 240-303275/28	P10111328.D
Level 2	STD01 240-303275/29	P10111329.D
Level 3	STD02 240-303275/30	P10111330.D
Level 4	STD05 240-303275/31	P10111331.D
Level 5	STD1 240-303275/32	P10111332.D
Level 6	STD151660 240-303275/33	P10111333.D

ANALYTE	IS REF	CURVE TYPE	RESPONSE					CONCENTRATION (NG/UL)				
			LVL 1 LVL 6	LVL 2	LVL 3	LVL 4	LVL 5	LVL 1 LVL 6	LVL 2	LVL 3	LVL 4	LVL 5
PCB-1016 Peak 1	BNB	Ave	2212080 46699269	3929260	8662434	18759022	32243294	0.0500 1.50	0.100	0.200	0.500	1.00
PCB-1016 Peak 2	BNB	Ave	4099203 82323732	7079228	14815014	32490334	56995896	0.0500 1.50	0.100	0.200	0.500	1.00
PCB-1016 Peak 3	BNB	Ave	8200058 203544490	14203213	31199021	73482388	138766837	0.0500 1.50	0.100	0.200	0.500	1.00
PCB-1016 Peak 4	BNB	Ave	3576628 88399339	5864783	13211415	31178899	59955389	0.0500 1.50	0.100	0.200	0.500	1.00
PCB-1016 Peak 5	BNB	Ave	3951894 87957292	6907075	14199755	31881617	58841238	0.0500 1.50	0.100	0.200	0.500	1.00
PCB-1260 Peak 1	BNB	Ave	5639632 136036919	9806537	20895117	49106910	88018992	0.0500 1.50	0.100	0.200	0.500	1.00
PCB-1260 Peak 2	BNB	Ave	9785943 257363341	17791329	39545430	92265727	166602420	0.0500 1.50	0.100	0.200	0.500	1.00
PCB-1260 Peak 3	BNB	Ave	8736029 258718673	16012777	37806391	90033052	165351188	0.0500 1.50	0.100	0.200	0.500	1.00
PCB-1260 Peak 4	BNB	Ave	14040822 382239592	25238547	56544961	133936790	246432332	0.0500 1.50	0.100	0.200	0.500	1.00
PCB-1260 Peak 5	BNB	Ave	5846331 167555982	10839247	23261756	55209279	110368738	0.0500 1.50	0.100	0.200	0.500	1.00
Tetrachloro-m-xylene	BNB	Ave	5463517 145551342	9700251	17535504	41949135	75155378	0.00250 0.100	0.00500	0.0100	0.0250	0.0500
DCB Decachlorobiphenyl	BNB	Ave	6833572 177020106	12343681	20628905	47719340	92006600	0.00250 0.100	0.00500	0.0100	0.0250	0.0500

Curve Type Legend:
Ave = Average ISTD

FORM VI
PCBS BY INTERNAL STANDARD - INITIAL CALIBRATION DATA
CURVE EVALUATION

Lab Name: TestAmerica Canton Job No.: 240-87740-1 Analy Batch No.: 303275

SDG No.:

Instrument ID: A2HP10 GC Column: CLP-2 (0.53 ID: 0.53(mm) Heated Purge: (Y/N) N

Calibration Start Date: 11/14/2017 01:12 Calibration End Date: 11/14/2017 02:48 Calibration ID: 42134

Calibration Files:

LEVEL:	LAB SAMPLE ID:	LAB FILE ID:
Level 1	STD005 240-303275/28	P10111328.D
Level 2	STD01 240-303275/29	P10111329.D
Level 3	STD02 240-303275/30	P10111330.D
Level 4	STD05 240-303275/31	P10111331.D
Level 5	STD1 240-303275/32	P10111332.D
Level 6	STD151660 240-303275/33	P10111333.D

ANALYTE	RRF					CURVE TYPE	COEFFICIENT			#	MIN RRF	%RSD	#	MAX %RSD	R^2 OR COD	#	MIN R^2 OR COD
	LVL 1 LVL 6	LVL 2	LVL 3	LVL 4	LVL 5		B	M1	M2								
PCB-1016 Peak 1	0.0246 0.0184	0.0221	0.0227	0.0195	0.0190	Ave		0.0210				11.8		20.0			
PCB-1016 Peak 2	0.0457 0.0351	0.0435	0.0432	0.0371	0.0359	Ave		0.0401				11.4		20.0			
PCB-1016 Peak 3	0.0941 0.0827	0.0909	0.0932	0.0823	0.0834	Ave		0.0878				6.4		20.0			
PCB-1016 Peak 4	0.0429 0.0347	0.0405	0.0408	0.0355	0.0353	Ave		0.0383				9.3		20.0			
PCB-1016 Peak 5	0.0337 0.0262	0.0323	0.0306	0.0268	0.0265	Ave		0.0293				11.2		20.0			
PCB-1260 Peak 1	0.0634 0.0539	0.0612	0.0610	0.0538	0.0542	Ave		0.0579				7.6		20.0			
PCB-1260 Peak 2	0.0737 0.0643	0.0725	0.0718	0.0636	0.0649	Ave		0.0685				6.8		20.0			
PCB-1260 Peak 3	0.1027 0.0940	0.1027	0.1020	0.0911	0.0938	Ave		0.0977				5.4		20.0			
PCB-1260 Peak 4	0.1323 0.1296	0.1376	0.1357	0.1246	0.1292	Ave		0.1315				3.6		20.0			
PCB-1260 Peak 5	0.0965 0.0899	0.0935	0.0950	0.0862	0.0889	Ave		0.0917				4.3		20.0			
Tetrachloro-m-xylene	1.1336 0.9073	1.1275	0.9775	0.9236	0.9129	Ave		0.9971				10.7		20.0			
DCB Decachlorobiphenyl	1.2335 0.8893	1.1844	0.9628	0.8741	0.8901	Ave		1.0057				16.0		20.0			

Note: The M1 coefficient is the same as Ave RRF for an Ave curve type.

FORM VI
PCBS BY INTERNAL STANDARD - INITIAL CALIBRATION DATA
RESPONSE AND CONCENTRATION

Lab Name: TestAmerica Canton Job No.: 240-87740-1 Analy Batch No.: 303275

SDG No.:

Instrument ID: A2HP10 GC Column: CLP-2 (0.53 ID: 0.53(mm) Heated Purge: (Y/N) N

Calibration Start Date: 11/14/2017 01:12 Calibration End Date: 11/14/2017 02:48 Calibration ID: 42134

Calibration Files:

LEVEL:	LAB SAMPLE ID:	LAB FILE ID:
Level 1	STD005 240-303275/28	P10111328.D
Level 2	STD01 240-303275/29	P10111329.D
Level 3	STD02 240-303275/30	P10111330.D
Level 4	STD05 240-303275/31	P10111331.D
Level 5	STD1 240-303275/32	P10111332.D
Level 6	STD151660 240-303275/33	P10111333.D

ANALYTE	IS REF	CURVE TYPE	RESPONSE					CONCENTRATION (NG/UL)				
			LVL 1 LVL 6	LVL 2	LVL 3	LVL 4	LVL 5	LVL 1 LVL 6	LVL 2	LVL 3	LVL 4	LVL 5
PCB-1016 Peak 1	BNB	Ave	1555514 30721500	2590312	5567510	12113981	21317351	0.0500 1.50	0.100	0.200	0.500	1.00
PCB-1016 Peak 2	BNB	Ave	2889625 58726503	5084459	10588409	23116650	40393342	0.0500 1.50	0.100	0.200	0.500	1.00
PCB-1016 Peak 3	BNB	Ave	5955814 138375469	10637534	22830574	51211337	93783260	0.0500 1.50	0.100	0.200	0.500	1.00
PCB-1016 Peak 4	BNB	Ave	2713859 58032313	4742479	9987008	22072064	39668229	0.0500 1.50	0.100	0.200	0.500	1.00
PCB-1016 Peak 5	BNB	Ave	2131074 43824199	3776335	7494918	16679419	29755911	0.0500 1.50	0.100	0.200	0.500	1.00
PCB-1260 Peak 1	BNB	Ave	4008885 90216714	7160529	14936510	33480330	60967072	0.0500 1.50	0.100	0.200	0.500	1.00
PCB-1260 Peak 2	BNB	Ave	4661544 107594648	8475551	17587023	39602402	73054319	0.0500 1.50	0.100	0.200	0.500	1.00
PCB-1260 Peak 3	BNB	Ave	6498341 157307064	12013374	24980532	56707278	105550773	0.0500 1.50	0.100	0.200	0.500	1.00
PCB-1260 Peak 4	BNB	Ave	8371075 216982945	16099471	33231246	77590135	145322625	0.0500 1.50	0.100	0.200	0.500	1.00
PCB-1260 Peak 5	BNB	Ave	6106844 150472506	10933615	23270584	53668879	99974428	0.0500 1.50	0.100	0.200	0.500	1.00
Tetrachloro-m-xylene	BNB	Ave	3585722 101249145	6594700	11970237	28748997	51341471	0.00250 0.100	0.00500	0.0100	0.0250	0.0500
DCB Decachlorobiphenyl	BNB	Ave	3901800 99245403	6927246	11789591	27207127	50058711	0.00250 0.100	0.00500	0.0100	0.0250	0.0500

Curve Type Legend:
Ave = Average ISTD

FORM VI
PCBS BY INTERNAL STANDARD - INITIAL CALIBRATION DATA
CURVE EVALUATION

Lab Name: TestAmerica Canton Job No.: 240-87740-1 Analy Batch No.: 297285

SDG No.:

Instrument ID: A2HP12 GC Column: CLP-1 (0.53 ID: 0.53(mm) Heated Purge: (Y/N) N

Calibration Start Date: 10/03/2017 14:33 Calibration End Date: 10/03/2017 16:01 Calibration ID: 41715

Calibration Files:

LEVEL:	LAB SAMPLE ID:	LAB FILE ID:
Level 1	STD005 240-297285/4	P12100304.D
Level 2	STD01 240-297285/5	P12100305.D
Level 3	STD02 240-297285/6	P12100306.D
Level 4	STD05 240-297285/7	P12100307.D
Level 5	STD1 240-297285/8	P12100308.D
Level 6	STD15 240-297285/9	P12100309.D

ANALYTE	RRF					CURVE TYPE	COEFFICIENT			#	MIN RRF	%RSD	#	MAX %RSD	R^2 OR COD	#	MIN R^2 OR COD
	LVL 1 LVL 6	LVL 2	LVL 3	LVL 4	LVL 5		B	M1	M2								
PCB-1232 Peak 1	0.0223 0.0184	0.0231	0.0215	0.0187	0.0184	Ave		0.0204				10.6		20.0			
PCB-1232 Peak 2	0.0172 0.0139	0.0171	0.0160	0.0143	0.0141	Ave		0.0154				10.0		20.0			
PCB-1232 Peak 3	0.0368 0.0326	0.0367	0.0347	0.0321	0.0324	Ave		0.0342				6.4		20.0			
PCB-1232 Peak 4	0.0159 0.0134	0.0156	0.0152	0.0136	0.0135	Ave		0.0145				7.9		20.0			
PCB-1232 Peak 5	0.0161 0.0124	0.0156	0.0149	0.0130	0.0127	Ave		0.0141				11.2		20.0			
PCB-1262 Peak 1	0.0558 0.0506	0.0548	0.0528	0.0489	0.0502	Ave		0.0522				5.2		20.0			
PCB-1262 Peak 2	0.0701 0.0654	0.0685	0.0676	0.0632	0.0642	Ave		0.0665				4.0		20.0			
PCB-1262 Peak 3	0.0627 0.0594	0.0614	0.0606	0.0573	0.0584	Ave		0.0600				3.3		20.0			
PCB-1262 Peak 4	0.1274 0.1334	0.1290	0.1309	0.1260	0.1298	Ave		0.1294				2.0		20.0			
PCB-1262 Peak 5	0.0565 0.0528	0.0553	0.0542	0.0505	0.0515	Ave		0.0535				4.3		20.0			

Note: The M1 coefficient is the same as Ave RRF for an Ave curve type.

FORM VI
PCBS BY INTERNAL STANDARD - INITIAL CALIBRATION DATA
RESPONSE AND CONCENTRATION

Lab Name: TestAmerica Canton Job No.: 240-87740-1 Analy Batch No.: 297285

SDG No.:

Instrument ID: A2HP12 GC Column: CLP-1 (0.53 ID: 0.53(mm) Heated Purge: (Y/N) N

Calibration Start Date: 10/03/2017 14:33 Calibration End Date: 10/03/2017 16:01 Calibration ID: 41715

Calibration Files:

LEVEL:	LAB SAMPLE ID:	LAB FILE ID:
Level 1	STD005 240-297285/4	P12100304.D
Level 2	STD01 240-297285/5	P12100305.D
Level 3	STD02 240-297285/6	P12100306.D
Level 4	STD05 240-297285/7	P12100307.D
Level 5	STD1 240-297285/8	P12100308.D
Level 6	STD15 240-297285/9	P12100309.D

ANALYTE	IS REF	CURVE TYPE	RESPONSE					CONCENTRATION (NG/UL)				
			LVL 1 LVL 6	LVL 2	LVL 3	LVL 4	LVL 5	LVL 1 LVL 6	LVL 2	LVL 3	LVL 4	LVL 5
PCB-1232 Peak 1	BNB	Ave	1888784 43592455	3940479	6685279	16515236	31022672	0.0500 1.50	0.100	0.200	0.500	1.00
PCB-1232 Peak 2	BNB	Ave	1462830 32969253	2916982	4990861	12642015	23831789	0.0500 1.50	0.100	0.200	0.500	1.00
PCB-1232 Peak 3	BNB	Ave	3125695 77288359	6250089	10813004	28376305	54845662	0.0500 1.50	0.100	0.200	0.500	1.00
PCB-1232 Peak 4	BNB	Ave	1349331 31698408	2648622	4738323	12054342	22816721	0.0500 1.50	0.100	0.200	0.500	1.00
PCB-1232 Peak 5	BNB	Ave	1365459 29530883	2652182	4648316	11522445	21544167	0.0500 1.50	0.100	0.200	0.500	1.00
PCB-1262 Peak 1	BNB	Ave	4734020 120112760	9331031	16446638	43242620	84916906	0.0500 1.50	0.100	0.200	0.500	1.00
PCB-1262 Peak 2	BNB	Ave	5950694 155185984	11661159	21041403	55937491	108605559	0.0500 1.50	0.100	0.200	0.500	1.00
PCB-1262 Peak 3	BNB	Ave	5319241 141075440	10445308	18859126	50731062	98659742	0.0500 1.50	0.100	0.200	0.500	1.00
PCB-1262 Peak 4	BNB	Ave	10812206 316594532	21959354	40746255	111517067	219493474	0.0500 1.50	0.100	0.200	0.500	1.00
PCB-1262 Peak 5	BNB	Ave	4794708 125251939	9414238	16864647	44714225	86978416	0.0500 1.50	0.100	0.200	0.500	1.00

Curve Type Legend:
Ave = Average ISTD

FORM VI
PCBS BY INTERNAL STANDARD - INITIAL CALIBRATION DATA
CURVE EVALUATION

Lab Name: TestAmerica Canton Job No.: 240-87740-1 Analy Batch No.: 297285

SDG No.:

Instrument ID: A2HP12 GC Column: CLP-2 (0.53 ID: 0.53(mm) Heated Purge: (Y/N) N

Calibration Start Date: 10/03/2017 14:33 Calibration End Date: 10/03/2017 16:01 Calibration ID: 41716

Calibration Files:

LEVEL:	LAB SAMPLE ID:	LAB FILE ID:
Level 1	STD005 240-297285/4	P12100304.D
Level 2	STD01 240-297285/5	P12100305.D
Level 3	STD02 240-297285/6	P12100306.D
Level 4	STD05 240-297285/7	P12100307.D
Level 5	STD1 240-297285/8	P12100308.D
Level 6	STD15 240-297285/9	P12100309.D

ANALYTE	RRF					CURVE TYPE	COEFFICIENT			#	MIN RRF	%RSD	#	MAX %RSD	R^2 OR COD	#	MIN R^2 OR COD
	LVL 1 LVL 6	LVL 2	LVL 3	LVL 4	LVL 5		B	M1	M2								
PCB-1232 Peak 1	0.0241 0.0166	0.0227	0.0205	0.0177	0.0183	Ave		0.0200				14.9		20.0			
PCB-1232 Peak 2	0.0205 0.0147	0.0185	0.0178	0.0149	0.0154	Ave		0.0170				13.8		20.0			
PCB-1232 Peak 3	0.0385 0.0294	0.0349	0.0352	0.0297	0.0311	Ave		0.0331				11.0		20.0			
PCB-1232 Peak 4	0.0165 0.0119	0.0155	0.0152	0.0123	0.0126	Ave		0.0140				14.0		20.0			
PCB-1232 Peak 5	0.0060 0.0044	0.0055	0.0056	0.0047	0.0048	Ave		0.0051				12.1		20.0			
PCB-1262 Peak 1	0.0421 0.0324	0.0385	0.0383	0.0341	0.0326	Ave		0.0363				10.7		20.0			
PCB-1262 Peak 2	0.0597 0.0456	0.0539	0.0532	0.0481	0.0452	Ave		0.0510				11.1		20.0			
PCB-1262 Peak 3	0.0531 0.0423	0.0503	0.0473	0.0447	0.0424	Ave		0.0467				9.4		20.0			
PCB-1262 Peak 4	0.1009 0.0872	0.0943	0.0940	0.0886	0.0856	Ave		0.0918				6.2		20.0			
PCB-1262 Peak 5	0.0738 0.0618	0.0686	0.0686	0.0624	0.0608	Ave		0.0660				7.8		20.0			

Note: The M1 coefficient is the same as Ave RRF for an Ave curve type.

FORM VI
PCBS BY INTERNAL STANDARD - INITIAL CALIBRATION DATA
RESPONSE AND CONCENTRATION

Lab Name: TestAmerica Canton Job No.: 240-87740-1 Analy Batch No.: 297285

SDG No.:

Instrument ID: A2HP12 GC Column: CLP-2 (0.53 ID: 0.53(mm) Heated Purge: (Y/N) N

Calibration Start Date: 10/03/2017 14:33 Calibration End Date: 10/03/2017 16:01 Calibration ID: 41716

Calibration Files:

LEVEL:	LAB SAMPLE ID:	LAB FILE ID:
Level 1	STD005 240-297285/4	P12100304.D
Level 2	STD01 240-297285/5	P12100305.D
Level 3	STD02 240-297285/6	P12100306.D
Level 4	STD05 240-297285/7	P12100307.D
Level 5	STD1 240-297285/8	P12100308.D
Level 6	STD15 240-297285/9	P12100309.D

ANALYTE	IS REF	CURVE TYPE	RESPONSE					CONCENTRATION (NG/UL)				
			LVL 1 LVL 6	LVL 2	LVL 3	LVL 4	LVL 5	LVL 1 LVL 6	LVL 2	LVL 3	LVL 4	LVL 5
PCB-1232 Peak 1	BNB	Ave	5291287 112506340	10704927	17167115	43137541	86051087	0.0500 1.50	0.100	0.200	0.500	1.00
PCB-1232 Peak 2	BNB	Ave	4493288 99273345	8693287	14938543	36443785	72243456	0.0500 1.50	0.100	0.200	0.500	1.00
PCB-1232 Peak 3	BNB	Ave	8445890 198627600	16435799	29470988	72473050	146202953	0.0500 1.50	0.100	0.200	0.500	1.00
PCB-1232 Peak 4	BNB	Ave	3624587 80711579	7291160	12699932	29907210	59217327	0.0500 1.50	0.100	0.200	0.500	1.00
PCB-1232 Peak 5	BNB	Ave	1307360 29681521	2587261	4701032	11359125	22418079	0.0500 1.50	0.100	0.200	0.500	1.00
PCB-1262 Peak 1	BNB	Ave	9230897 219304124	18133536	32072699	83171627	153213502	0.0500 1.50	0.100	0.200	0.500	1.00
PCB-1262 Peak 2	BNB	Ave	13107948 308430770	25414620	44587201	117269894	212557357	0.0500 1.50	0.100	0.200	0.500	1.00
PCB-1262 Peak 3	BNB	Ave	11658979 286363620	23695509	39650628	109090596	199270684	0.0500 1.50	0.100	0.200	0.500	1.00
PCB-1262 Peak 4	BNB	Ave	22137727 589533125	44449575	78782259	216198587	402726688	0.0500 1.50	0.100	0.200	0.500	1.00
PCB-1262 Peak 5	BNB	Ave	16194804 418169019	32333306	57463477	152268330	286021430	0.0500 1.50	0.100	0.200	0.500	1.00

Curve Type Legend:
Ave = Average ISTD

FORM VI
PCBS BY INTERNAL STANDARD - INITIAL CALIBRATION DATA
CURVE EVALUATION

Lab Name: TestAmerica Canton Job No.: 240-87740-1 Analy Batch No.: 297285

SDG No.:

Instrument ID: A2HP12 GC Column: CLP-1 (0.53 ID: 0.53(mm) Heated Purge: (Y/N) N

Calibration Start Date: 10/03/2017 16:19 Calibration End Date: 10/03/2017 17:47 Calibration ID: 41721

Calibration Files:

LEVEL:	LAB SAMPLE ID:	LAB FILE ID:
Level 1	STD005 240-297285/10	P12100310.D
Level 2	STD01 240-297285/11	P12100311.D
Level 3	STD02 240-297285/12	P12100312.D
Level 4	STD05 240-297285/13	P12100313.D
Level 5	STD1 240-297285/14	P12100314.D
Level 6	STD151242 240-297285/15	P12100315.D

ANALYTE	RRF					CURVE TYPE	COEFFICIENT			#	MIN RRF	%RSD	#	MAX %RSD	R^2 OR COD	#	MIN R^2 OR COD
	LVL 1 LVL 6	LVL 2	LVL 3	LVL 4	LVL 5		B	M1	M2								
PCB-1242 Peak 1	0.0203 0.0123	0.0151	0.0152	0.0137	0.0128	Ave		0.0149				19.3		20.0			
PCB-1242 Peak 2	0.0302 0.0237	0.0290	0.0269	0.0252	0.0240	Ave		0.0265				10.2		20.0			
PCB-1242 Peak 3	0.0672 0.0572	0.0625	0.0592	0.0585	0.0574	Ave		0.0603				6.4		20.0			
PCB-1242 Peak 4	0.0291 0.0232	0.0278	0.0256	0.0245	0.0235	Ave		0.0256				9.2		20.0			
PCB-1242 Peak 5	0.0307 0.0238	0.0278	0.0259	0.0253	0.0242	Ave		0.0263				9.8		20.0			
PCB-1268 Peak 1	0.1589 0.1512	0.1554	0.1502	0.1504	0.1510	Ave		0.1529				2.3		20.0			
PCB-1268 Peak 2	0.1537 0.1441	0.1490	0.1473	0.1464	0.1445	Ave		0.1475				2.4		20.0			
PCB-1268 Peak 3	0.1343 0.1248	0.1293	0.1255	0.1251	0.1249	Ave		0.1273				3.0		20.0			
PCB-1268 Peak 4	0.0593 0.0528	0.0565	0.0542	0.0533	0.0530	Ave		0.0548				4.6		20.0			
PCB-1268 Peak 5	0.4289 0.4211	0.4200	0.4127	0.4135	0.4194	Ave		0.4193				1.4		20.0			

Note: The M1 coefficient is the same as Ave RRF for an Ave curve type.

FORM VI
PCBS BY INTERNAL STANDARD - INITIAL CALIBRATION DATA
RESPONSE AND CONCENTRATION

Lab Name: TestAmerica Canton Job No.: 240-87740-1 Analy Batch No.: 297285

SDG No.:

Instrument ID: A2HP12 GC Column: CLP-1 (0.53 ID: 0.53(mm) Heated Purge: (Y/N) N

Calibration Start Date: 10/03/2017 16:19 Calibration End Date: 10/03/2017 17:47 Calibration ID: 41721

Calibration Files:

LEVEL:	LAB SAMPLE ID:	LAB FILE ID:
Level 1	STD005 240-297285/10	P12100310.D
Level 2	STD01 240-297285/11	P12100311.D
Level 3	STD02 240-297285/12	P12100312.D
Level 4	STD05 240-297285/13	P12100313.D
Level 5	STD1 240-297285/14	P12100314.D
Level 6	STD151242 240-297285/15	P12100315.D

ANALYTE	IS REF	CURVE TYPE	RESPONSE					CONCENTRATION (NG/UL)				
			LVL 1 LVL 6	LVL 2	LVL 3	LVL 4	LVL 5	LVL 1 LVL 6	LVL 2	LVL 3	LVL 4	LVL 5
PCB-1242 Peak 1	BNB	Ave	1680158 31666617	2489228	5113123	11827958	21110690	0.0500 1.50	0.100	0.200	0.500	1.00
PCB-1242 Peak 2	BNB	Ave	2508609 60883097	4787022	9060030	21811351	39525352	0.0500 1.50	0.100	0.200	0.500	1.00
PCB-1242 Peak 3	BNB	Ave	5573637 147191262	10315652	19915026	50640475	94724984	0.0500 1.50	0.100	0.200	0.500	1.00
PCB-1242 Peak 4	BNB	Ave	2409719 59734934	4587892	8622134	21194377	38818289	0.0500 1.50	0.100	0.200	0.500	1.00
PCB-1242 Peak 5	BNB	Ave	2548336 61287903	4586239	8721222	21926645	39994243	0.0500 1.50	0.100	0.200	0.500	1.00
PCB-1268 Peak 1	BNB	Ave	13182579 388986587	25636477	50534279	130134380	249060594	0.0500 1.50	0.100	0.200	0.500	1.00
PCB-1268 Peak 2	BNB	Ave	12747679 370871825	24575277	49543787	126631526	238443563	0.0500 1.50	0.100	0.200	0.500	1.00
PCB-1268 Peak 3	BNB	Ave	11140391 321164060	21324393	42210987	108222884	206143663	0.0500 1.50	0.100	0.200	0.500	1.00
PCB-1268 Peak 4	BNB	Ave	4914484 135866290	9313195	18215539	46150822	87451153	0.0500 1.50	0.100	0.200	0.500	1.00
PCB-1268 Peak 5	BNB	Ave	35573151 1083649518	69286979	138819490	357730630	691891271	0.0500 1.50	0.100	0.200	0.500	1.00

Curve Type Legend:
Ave = Average ISTD

FORM VI
PCBS BY INTERNAL STANDARD - INITIAL CALIBRATION DATA
CURVE EVALUATION

Lab Name: TestAmerica Canton Job No.: 240-87740-1 Analy Batch No.: 297285

SDG No.:

Instrument ID: A2HP12 GC Column: CLP-2 (0.53 ID: 0.53(mm) Heated Purge: (Y/N) N

Calibration Start Date: 10/03/2017 16:19 Calibration End Date: 10/03/2017 17:47 Calibration ID: 41722

Calibration Files:

LEVEL:	LAB SAMPLE ID:	LAB FILE ID:
Level 1	STD005 240-297285/10	P12100310.D
Level 2	STD01 240-297285/11	P12100311.D
Level 3	STD02 240-297285/12	P12100312.D
Level 4	STD05 240-297285/13	P12100313.D
Level 5	STD1 240-297285/14	P12100314.D
Level 6	STD151242 240-297285/15	P12100315.D

ANALYTE	RRF					CURVE TYPE	COEFFICIENT			#	MIN RRF	%RSD	#	MAX %RSD	R^2 OR COD	#	MIN R^2 OR COD
	LVL 1 LVL 6	LVL 2	LVL 3	LVL 4	LVL 5		B	M1	M2								
PCB-1242 Peak 1	0.0170 0.0116	0.0158	0.0139	0.0137	0.0121	Ave		0.0140				14.9		20.0			
PCB-1242 Peak 2	0.0340 0.0230	0.0315	0.0275	0.0265	0.0236	Ave		0.0277				15.7		20.0			
PCB-1242 Peak 3	0.0674 0.0503	0.0626	0.0563	0.0564	0.0522	Ave		0.0575				11.2		20.0			
PCB-1242 Peak 4	0.0297 0.0201	0.0268	0.0230	0.0225	0.0205	Ave		0.0238				15.8		20.0			
PCB-1242 Peak 5	0.0122 0.0084	0.0113	0.0100	0.0095	0.0085	Ave		0.0100				15.3		20.0			
PCB-1268 Peak 1	0.1211 0.0967	0.1126	0.1019	0.1055	0.1006	Ave		0.1064				8.5		20.0			
PCB-1268 Peak 2	0.1137 0.0915	0.1055	0.0964	0.0992	0.0936	Ave		0.1000				8.3		20.0			
PCB-1268 Peak 3	0.0952 0.0779	0.0904	0.0822	0.0846	0.0795	Ave		0.0850				7.8		20.0			
PCB-1268 Peak 4	0.0430 0.0332	0.0410	0.0366	0.0368	0.0337	Ave		0.0374				10.5		20.0			
PCB-1268 Peak 5	0.2715 0.2484	0.2690	0.2486	0.2540	0.2523	Ave		0.2573				4.0		20.0			

Note: The M1 coefficient is the same as Ave RRF for an Ave curve type.

FORM VI
PCBS BY INTERNAL STANDARD - INITIAL CALIBRATION DATA
RESPONSE AND CONCENTRATION

Lab Name: TestAmerica Canton Job No.: 240-87740-1 Analy Batch No.: 297285

SDG No.:

Instrument ID: A2HP12 GC Column: CLP-2 (0.53 ID: 0.53(mm) Heated Purge: (Y/N) N

Calibration Start Date: 10/03/2017 16:19 Calibration End Date: 10/03/2017 17:47 Calibration ID: 41722

Calibration Files:

LEVEL:	LAB SAMPLE ID:	LAB FILE ID:
Level 1	STD005 240-297285/10	P12100310.D
Level 2	STD01 240-297285/11	P12100311.D
Level 3	STD02 240-297285/12	P12100312.D
Level 4	STD05 240-297285/13	P12100313.D
Level 5	STD1 240-297285/14	P12100314.D
Level 6	STD151242 240-297285/15	P12100315.D

ANALYTE	IS REF	CURVE TYPE	RESPONSE					CONCENTRATION (NG/UL)				
			LVL 1 LVL 6	LVL 2	LVL 3	LVL 4	LVL 5	LVL 1 LVL 6	LVL 2	LVL 3	LVL 4	LVL 5
PCB-1242 Peak 1	BNB	Ave	4012175 87094580	7354664	13487920	32408465	54892216	0.0500 1.50	0.100	0.200	0.500	1.00
PCB-1242 Peak 2	BNB	Ave	8016100 172681072	14698224	26798242	62822330	107328767	0.0500 1.50	0.100	0.200	0.500	1.00
PCB-1242 Peak 3	BNB	Ave	15905140 377142234	29177024	54801601	133801945	237253047	0.0500 1.50	0.100	0.200	0.500	1.00
PCB-1242 Peak 4	BNB	Ave	7009267 150985421	12507058	22399974	53437249	92986643	0.0500 1.50	0.100	0.200	0.500	1.00
PCB-1242 Peak 5	BNB	Ave	2884574 62931632	5285556	9777782	22545793	38792868	0.0500 1.50	0.100	0.200	0.500	1.00
PCB-1268 Peak 1	BNB	Ave	28579899 725248730	52504851	99220741	250153738	457349400	0.0500 1.50	0.100	0.200	0.500	1.00
PCB-1268 Peak 2	BNB	Ave	26838826 686249602	49166425	93846510	235153614	425790865	0.0500 1.50	0.100	0.200	0.500	1.00
PCB-1268 Peak 3	BNB	Ave	22462161 584460536	42122292	80083744	200632898	361245759	0.0500 1.50	0.100	0.200	0.500	1.00
PCB-1268 Peak 4	BNB	Ave	10157624 248843409	19102022	35590136	87221170	153074903	0.0500 1.50	0.100	0.200	0.500	1.00
PCB-1268 Peak 5	BNB	Ave	64069234 1863646108	125428260	242022669	602262473	1147206924	0.0500 1.50	0.100	0.200	0.500	1.00

Curve Type Legend:
Ave = Average ISTD

FORM VI
PCBS BY INTERNAL STANDARD - INITIAL CALIBRATION DATA
CURVE EVALUATION

Lab Name: TestAmerica Canton Job No.: 240-87740-1 Analy Batch No.: 297285

SDG No.:

Instrument ID: A2HP12 GC Column: CLP-1 (0.53 ID: 0.53(mm) Heated Purge: (Y/N) N

Calibration Start Date: 10/03/2017 18:04 Calibration End Date: 10/03/2017 19:33 Calibration ID: 41727

Calibration Files:

LEVEL:	LAB SAMPLE ID:	LAB FILE ID:
Level 1	STD005 240-297285/16	P12100316.D
Level 2	STD01 240-297285/17	P12100317.D
Level 3	STD02 240-297285/18	P12100318.D
Level 4	STD05 240-297285/19	P12100319.D
Level 5	STD1 240-297285/20	P12100320.D
Level 6	STD15 240-297285/21	P12100321.D

ANALYTE	RRF					CURVE TYPE	COEFFICIENT			#	MIN RRF	%RSD	#	MAX %RSD	R^2 OR COD	#	MIN R^2 OR COD
	LVL 1 LVL 6	LVL 2	LVL 3	LVL 4	LVL 5		B	M1	M2								
PCB-1248 Peak 1	0.0170 0.0131	0.0157	0.0150	0.0141	0.0136	Ave		0.0147				9.8		20.0			
PCB-1248 Peak 2	0.0470 0.0384	0.0440	0.0424	0.0404	0.0390	Ave		0.0418				7.8		20.0			
PCB-1248 Peak 3	0.0399 0.0377	0.0395	0.0390	0.0377	0.0378	Ave		0.0386				2.6		20.0			
PCB-1248 Peak 4	0.0340 0.0297	0.0321	0.0316	0.0302	0.0298	Ave		0.0312				5.4		20.0			
PCB-1248 Peak 5	0.0221 0.0193	0.0213	0.0211	0.0200	0.0196	Ave		0.0206				5.3		20.0			

Note: The M1 coefficient is the same as Ave RRF for an Ave curve type.

FORM VI
PCBS BY INTERNAL STANDARD - INITIAL CALIBRATION DATA
RESPONSE AND CONCENTRATION

Lab Name: TestAmerica Canton | Job No.: 240-87740-1 | Analy Batch No.: 297285

SDG No.:

Instrument ID: A2HP12 | GC Column: CLP-1 (0.53 ID: 0.53(mm) | Heated Purge: (Y/N) N

Calibration Start Date: 10/03/2017 18:04 | Calibration End Date: 10/03/2017 19:33 | Calibration ID: 41727

Calibration Files:

LEVEL:	LAB SAMPLE ID:	LAB FILE ID:
Level 1	STD005 240-297285/16	P12100316.D
Level 2	STD01 240-297285/17	P12100317.D
Level 3	STD02 240-297285/18	P12100318.D
Level 4	STD05 240-297285/19	P12100319.D
Level 5	STD1 240-297285/20	P12100320.D
Level 6	STD15 240-297285/21	P12100321.D

ANALYTE	IS REF	CURVE TYPE	RESPONSE					CONCENTRATION (NG/UL)				
			LVL 1 LVL 6	LVL 2	LVL 3	LVL 4	LVL 5	LVL 1 LVL 6	LVL 2	LVL 3	LVL 4	LVL 5
PCB-1248 Peak 1	BNB	Ave	1406522 30917473	2649346	4924573	10320530	21242324	0.0500 1.50	0.100	0.200	0.500	1.00
PCB-1248 Peak 2	BNB	Ave	3891522 90481622	7446378	13881508	29598440	61046280	0.0500 1.50	0.100	0.200	0.500	1.00
PCB-1248 Peak 3	BNB	Ave	3308746 88880285	6684380	12779949	27642673	59213244	0.0500 1.50	0.100	0.200	0.500	1.00
PCB-1248 Peak 4	BNB	Ave	2814019 69932033	5432811	10333223	22133133	46680712	0.0500 1.50	0.100	0.200	0.500	1.00
PCB-1248 Peak 5	BNB	Ave	1828438 45540671	3599780	6914208	14631254	30662216	0.0500 1.50	0.100	0.200	0.500	1.00

Curve Type Legend:
Ave = Average ISTD

FORM VI
PCBS BY INTERNAL STANDARD - INITIAL CALIBRATION DATA
CURVE EVALUATION

Lab Name: TestAmerica Canton Job No.: 240-87740-1 Analy Batch No.: 297285

SDG No.:

Instrument ID: A2HP12 GC Column: CLP-2 (0.53 ID: 0.53(mm) Heated Purge: (Y/N) N

Calibration Start Date: 10/03/2017 18:04 Calibration End Date: 10/03/2017 19:33 Calibration ID: 41728

Calibration Files:

LEVEL:	LAB SAMPLE ID:	LAB FILE ID:
Level 1	STD005 240-297285/16	P12100316.D
Level 2	STD01 240-297285/17	P12100317.D
Level 3	STD02 240-297285/18	P12100318.D
Level 4	STD05 240-297285/19	P12100319.D
Level 5	STD1 240-297285/20	P12100320.D
Level 6	STD15 240-297285/21	P12100321.D

ANALYTE	RRF					CURVE TYPE	COEFFICIENT			#	MIN RRF	%RSD	#	MAX %RSD	R^2 OR COD	#	MIN R^2 OR COD
	LVL 1 LVL 6	LVL 2	LVL 3	LVL 4	LVL 5		B	M1	M2								
PCB-1248 Peak 1	0.0085 0.0133	0.0173	0.0160	0.0151	0.0135	Lin1	0	0.0138							0.9900		0.9900
PCB-1248 Peak 2	0.0460 0.0355	0.0443	0.0404	0.0375	0.0353	Ave		0.0398				11.4		20.0			
PCB-1248 Peak 3	0.0374 0.0265	0.0350	0.0316	0.0291	0.0267	Ave		0.0311				14.4		20.0			
PCB-1248 Peak 4	0.0377 0.0336	0.0400	0.0359	0.0341	0.0327	Ave		0.0357				7.8		20.0			
PCB-1248 Peak 5	0.0232 0.0184	0.0223	0.0208	0.0197	0.0174	Ave		0.0203				11.0		20.0			

Note: The M1 coefficient is the same as Ave RRF for an Ave curve type.

FORM VI
PCBS BY INTERNAL STANDARD - INITIAL CALIBRATION DATA
RESPONSE AND CONCENTRATION

Lab Name: TestAmerica Canton | Job No.: 240-87740-1 | Analy Batch No.: 297285

SDG No.:

Instrument ID: A2HP12 | GC Column: CLP-2 (0.53 ID: 0.53(mm) | Heated Purge: (Y/N) N

Calibration Start Date: 10/03/2017 18:04 | Calibration End Date: 10/03/2017 19:33 | Calibration ID: 41728

Calibration Files:

LEVEL:	LAB SAMPLE ID:	LAB FILE ID:
Level 1	STD005 240-297285/16	P12100316.D
Level 2	STD01 240-297285/17	P12100317.D
Level 3	STD02 240-297285/18	P12100318.D
Level 4	STD05 240-297285/19	P12100319.D
Level 5	STD1 240-297285/20	P12100320.D
Level 6	STD15 240-297285/21	P12100321.D

ANALYTE	IS REF	CURVE TYPE	RESPONSE					CONCENTRATION (NG/UL)				
			LVL 1 LVL 6	LVL 2	LVL 3	LVL 4	LVL 5	LVL 1 LVL 6	LVL 2	LVL 3	LVL 4	LVL 5
PCB-1248 Peak 1	BNB	Lin1	2068829 88320116	8479201	16009894	33093874	62757724	0.0500 1.50	0.100	0.200	0.500	1.00
PCB-1248 Peak 2	BNB	Ave	11138961 235105863	21669603	40465463	81954640	163705097	0.0500 1.50	0.100	0.200	0.500	1.00
PCB-1248 Peak 3	BNB	Ave	9075400 175423171	17140886	31632285	63550234	124009867	0.0500 1.50	0.100	0.200	0.500	1.00
PCB-1248 Peak 4	BNB	Ave	9146146 222384663	19575510	35917086	74531261	151819912	0.0500 1.50	0.100	0.200	0.500	1.00
PCB-1248 Peak 5	BNB	Ave	5612081 121614722	10906999	20817940	42989923	80729302	0.0500 1.50	0.100	0.200	0.500	1.00

Curve Type Legend:

Ave = Average ISTD
Lin1 = Linear 1/conc ISTD

FORM VI
PCBS BY INTERNAL STANDARD - INITIAL CALIBRATION DATA
CURVE EVALUATION

Lab Name: TestAmerica Canton Job No.: 240-87740-1 Analy Batch No.: 297285

SDG No.:

Instrument ID: A2HP12 GC Column: CLP-1 (0.53 ID: 0.53(mm) Heated Purge: (Y/N) N

Calibration Start Date: 10/03/2017 19:50 Calibration End Date: 10/03/2017 21:18 Calibration ID: 41733

Calibration Files:

LEVEL:	LAB SAMPLE ID:	LAB FILE ID:
Level 1	STD005 240-297285/22	P12100322.D
Level 2	STD01 240-297285/23	P12100323.D
Level 3	STD02 240-297285/24	P12100324.D
Level 4	STD05 240-297285/25	P12100325.D
Level 5	STD1 240-297285/26	P12100326.D
Level 6	STD15 240-297285/27	P12100327.D

ANALYTE	RRF					CURVE TYPE	COEFFICIENT			#	MIN RRF	%RSD	#	MAX %RSD	R^2 OR COD	#	MIN R^2 OR COD
	LVL 1 LVL 6	LVL 2	LVL 3	LVL 4	LVL 5		B	M1	M2								
PCB-1221 Peak 1	0.0118 0.0088	0.0109	0.0105	0.0093	0.0089	Ave		0.0100				12.2		20.0			
PCB-1221 Peak 2	0.0075 0.0055	0.0072	0.0068	0.0060	0.0057	Ave		0.0064				12.6		20.0			
PCB-1221 Peak 3	0.0291 0.0216	0.0271	0.0252	0.0222	0.0218	Ave		0.0245				12.8		20.0			
PCB-1254 Peak 1	0.0524 0.0431	0.0485	0.0464	0.0429	0.0429	Ave		0.0460				8.4		20.0			
PCB-1254 Peak 2	0.0705 0.0627	0.0672	0.0659	0.0620	0.0626	Ave		0.0651				5.1		20.0			
PCB-1254 Peak 3	0.0547 0.0477	0.0517	0.0500	0.0470	0.0475	Ave		0.0498				6.0		20.0			
PCB-1254 Peak 4	0.0503 0.0421	0.0471	0.0450	0.0420	0.0421	Ave		0.0448				7.6		20.0			
PCB-1254 Peak 5	0.0714 0.0645	0.0681	0.0660	0.0630	0.0640	Ave		0.0662				4.7		20.0			

Note: The M1 coefficient is the same as Ave RRF for an Ave curve type.

FORM VI
PCBS BY INTERNAL STANDARD - INITIAL CALIBRATION DATA
RESPONSE AND CONCENTRATION

Lab Name: TestAmerica Canton Job No.: 240-87740-1 Analy Batch No.: 297285

SDG No.:

Instrument ID: A2HP12 GC Column: CLP-1 (0.53 ID: 0.53(mm) Heated Purge: (Y/N) N

Calibration Start Date: 10/03/2017 19:50 Calibration End Date: 10/03/2017 21:18 Calibration ID: 41733

Calibration Files:

LEVEL:	LAB SAMPLE ID:	LAB FILE ID:
Level 1	STD005 240-297285/22	P12100322.D
Level 2	STD01 240-297285/23	P12100323.D
Level 3	STD02 240-297285/24	P12100324.D
Level 4	STD05 240-297285/25	P12100325.D
Level 5	STD1 240-297285/26	P12100326.D
Level 6	STD15 240-297285/27	P12100327.D

ANALYTE	IS REF	CURVE TYPE	RESPONSE					CONCENTRATION (NG/UL)				
			LVL 1 LVL 6	LVL 2	LVL 3	LVL 4	LVL 5	LVL 1 LVL 6	LVL 2	LVL 3	LVL 4	LVL 5
PCB-1221 Peak 1	BNB	Ave	949812 22289051	1808328	3487343	8191499	15818915	0.0500 1.50	0.100	0.200	0.500	1.00
PCB-1221 Peak 2	BNB	Ave	599342 14036546	1190368	2264712	5274220	10101371	0.0500 1.50	0.100	0.200	0.500	1.00
PCB-1221 Peak 3	BNB	Ave	2336594 54532296	4488116	8381664	19602122	38682764	0.0500 1.50	0.100	0.200	0.500	1.00
PCB-1254 Peak 1	BNB	Ave	4213207 108987341	8030150	15473292	37814096	76082449	0.0500 1.50	0.100	0.200	0.500	1.00
PCB-1254 Peak 2	BNB	Ave	5659444 158715574	11133441	21955759	54656217	110938919	0.0500 1.50	0.100	0.200	0.500	1.00
PCB-1254 Peak 3	BNB	Ave	4392409 120694486	8565795	16651908	41446907	84248384	0.0500 1.50	0.100	0.200	0.500	1.00
PCB-1254 Peak 4	BNB	Ave	4042128 106567568	7808177	14977211	37051124	74582176	0.0500 1.50	0.100	0.200	0.500	1.00
PCB-1254 Peak 5	BNB	Ave	5731704 163102488	11285610	22002871	55521673	113522711	0.0500 1.50	0.100	0.200	0.500	1.00

Curve Type Legend:
Ave = Average ISTD

FORM VI
PCBS BY INTERNAL STANDARD - INITIAL CALIBRATION DATA
CURVE EVALUATION

Lab Name: TestAmerica Canton Job No.: 240-87740-1 Analy Batch No.: 297285

SDG No.:

Instrument ID: A2HP12 GC Column: CLP-2 (0.53 ID: 0.53(mm) Heated Purge: (Y/N) N

Calibration Start Date: 10/03/2017 19:50 Calibration End Date: 10/03/2017 21:18 Calibration ID: 41734

Calibration Files:

LEVEL:	LAB SAMPLE ID:	LAB FILE ID:
Level 1	STD005 240-297285/22	P12100322.D
Level 2	STD01 240-297285/23	P12100323.D
Level 3	STD02 240-297285/24	P12100324.D
Level 4	STD05 240-297285/25	P12100325.D
Level 5	STD1 240-297285/26	P12100326.D
Level 6	STD15 240-297285/27	P12100327.D

ANALYTE	RRF					CURVE TYPE	COEFFICIENT			#	MIN RRF	%RSD	#	MAX %RSD	R^2 OR COD	#	MIN R^2 OR COD
	LVL 1 LVL 6	LVL 2	LVL 3	LVL 4	LVL 5		B	M1	M2								
PCB-1221 Peak 1	0.0152 0.0086	0.0130	0.0116	0.0099	0.0088	Lin1	0.0004	0.0085							0.9970		0.9900
PCB-1221 Peak 2	0.0088 0.0054	0.0080	0.0074	0.0063	0.0057	Ave		0.0069				19.2		20.0			
PCB-1221 Peak 3	0.0305 0.0193	0.0277	0.0252	0.0220	0.0202	Ave		0.0241				18.3		20.0			
PCB-1254 Peak 1	0.0411 0.0281	0.0380	0.0349	0.0300	0.0293	Ave		0.0336				15.7		20.0			
PCB-1254 Peak 2	0.0476 0.0328	0.0459	0.0409	0.0351	0.0342	Ave		0.0394				16.1		20.0			
PCB-1254 Peak 3	0.0666 0.0475	0.0608	0.0549	0.0503	0.0501	Ave		0.0550				13.4		20.0			
PCB-1254 Peak 4	0.0493 0.0349	0.0448	0.0396	0.0368	0.0360	Ave		0.0402				14.2		20.0			
PCB-1254 Peak 5	0.0660 0.0471	0.0594	0.0507	0.0497	0.0493	Ave		0.0537				13.7		20.0			

Note: The M1 coefficient is the same as Ave RRF for an Ave curve type.

FORM VI
PCBS BY INTERNAL STANDARD - INITIAL CALIBRATION DATA
RESPONSE AND CONCENTRATION

Lab Name: TestAmerica Canton Job No.: 240-87740-1 Analy Batch No.: 297285

SDG No.:

Instrument ID: A2HP12 GC Column: CLP-2 (0.53 ID: 0.53(mm) Heated Purge: (Y/N) N

Calibration Start Date: 10/03/2017 19:50 Calibration End Date: 10/03/2017 21:18 Calibration ID: 41734

Calibration Files:

LEVEL:	LAB SAMPLE ID:	LAB FILE ID:
Level 1	STD005 240-297285/22	P12100322.D
Level 2	STD01 240-297285/23	P12100323.D
Level 3	STD02 240-297285/24	P12100324.D
Level 4	STD05 240-297285/25	P12100325.D
Level 5	STD1 240-297285/26	P12100326.D
Level 6	STD15 240-297285/27	P12100327.D

ANALYTE	IS REF	CURVE TYPE	RESPONSE					CONCENTRATION (NG/UL)				
			LVL 1 LVL 6	LVL 2	LVL 3	LVL 4	LVL 5	LVL 1 LVL 6	LVL 2	LVL 3	LVL 4	LVL 5
PCB-1221 Peak 1	BNB	Lin1	3486686 61903192	5951346	11293872	24959978	43574026	0.0500 1.50	0.100	0.200	0.500	1.00
PCB-1221 Peak 2	BNB	Ave	2009543 38918501	3654186	7236202	15837180	28387011	0.0500 1.50	0.100	0.200	0.500	1.00
PCB-1221 Peak 3	BNB	Ave	6986680 138730593	12642070	24561461	55173785	100075692	0.0500 1.50	0.100	0.200	0.500	1.00
PCB-1254 Peak 1	BNB	Ave	9429989 202617215	17342964	34015659	75216460	144913356	0.0500 1.50	0.100	0.200	0.500	1.00
PCB-1254 Peak 2	BNB	Ave	10927406 236587506	20951218	39766864	87969125	169441893	0.0500 1.50	0.100	0.200	0.500	1.00
PCB-1254 Peak 3	BNB	Ave	15283642 341934826	27782594	53396036	126176701	247907230	0.0500 1.50	0.100	0.200	0.500	1.00
PCB-1254 Peak 4	BNB	Ave	11315210 251391761	20454278	38551914	92250550	178266312	0.0500 1.50	0.100	0.200	0.500	1.00
PCB-1254 Peak 5	BNB	Ave	15142348 339306096	27140201	49348242	124830154	243844820	0.0500 1.50	0.100	0.200	0.500	1.00

Curve Type Legend:

Ave = Average ISTD
Lin1 = Linear 1/conc ISTD

FORM VI
PCBS BY INTERNAL STANDARD - INITIAL CALIBRATION DATA
CURVE EVALUATION

Lab Name: TestAmerica Canton Job No.: 240-87740-1 Analy Batch No.: 297285

SDG No.:

Instrument ID: A2HP12 GC Column: CLP-1 (0.53 ID: 0.53(mm) Heated Purge: (Y/N) N

Calibration Start Date: 10/03/2017 21:36 Calibration End Date: 10/03/2017 23:04 Calibration ID: 41739

Calibration Files:

LEVEL:	LAB SAMPLE ID:	LAB FILE ID:
Level 1	STD005 240-297285/28	P12100328.D
Level 2	STD01 240-297285/29	P12100329.D
Level 3	STD02 240-297285/30	P12100330.D
Level 4	STD05 240-297285/31	P12100331.D
Level 5	STD1 240-297285/32	P12100332.D
Level 6	STD151660 240-297285/33	P12100333.D

ANALYTE	RRF					CURVE TYPE	COEFFICIENT			#	MIN RRF	%RSD	#	MAX %RSD	R^2 OR COD	#	MIN R^2 OR COD
	LVL 1 LVL 6	LVL 2	LVL 3	LVL 4	LVL 5		B	M1	M2								
PCB-1016 Peak 1	0.0273 0.0188	0.0230	0.0214	0.0202	0.0190	Ave		0.0216				14.7		20.0			
PCB-1016 Peak 2	0.0451 0.0349	0.0423	0.0394	0.0372	0.0354	Ave		0.0390				10.3		20.0			
PCB-1016 Peak 3	0.0960 0.0867	0.0925	0.0892	0.0883	0.0869	Ave		0.0900				4.1		20.0			
PCB-1016 Peak 4	0.0426 0.0350	0.0407	0.0382	0.0364	0.0353	Ave		0.0380				8.1		20.0			
PCB-1016 Peak 5	0.0440 0.0353	0.0419	0.0383	0.0366	0.0354	Ave		0.0386				9.4		20.0			
PCB-1260 Peak 1	0.0628 0.0540	0.0590	0.0572	0.0552	0.0540	Ave		0.0570				6.0		20.0			
PCB-1260 Peak 2	0.0977 0.0895	0.0930	0.0928	0.0908	0.0892	Ave		0.0922				3.4		20.0			
PCB-1260 Peak 3	0.1080 0.1006	0.1019	0.1027	0.1006	0.0999	Ave		0.1023				2.9		20.0			
PCB-1260 Peak 4	0.1342 0.1353	0.1253	0.1335	0.1323	0.1319	Ave		0.1321				2.7		20.0			
PCB-1260 Peak 5	0.0711 0.0682	0.0684	0.0685	0.0674	0.0672	Ave		0.0685				2.1		20.0			
Tetrachloro-m-xylene	1.0681 0.9252	1.0082	0.9682	0.9514	0.9444	Ave		0.9776				5.4		20.0			
DCB Decachlorobiphenyl	1.2010 0.9719	1.1104	1.0699	0.9859	0.9693	Ave		1.0514				8.9		20.0			

Note: The M1 coefficient is the same as Ave RRF for an Ave curve type.

FORM VI
PCBS BY INTERNAL STANDARD - INITIAL CALIBRATION DATA
RESPONSE AND CONCENTRATION

Lab Name: TestAmerica Canton Job No.: 240-87740-1 Analy Batch No.: 297285

SDG No.:

Instrument ID: A2HP12 GC Column: CLP-1 (0.53 ID: 0.53(mm) Heated Purge: (Y/N) N

Calibration Start Date: 10/03/2017 21:36 Calibration End Date: 10/03/2017 23:04 Calibration ID: 41739

Calibration Files:

LEVEL:	LAB SAMPLE ID:	LAB FILE ID:
Level 1	STD005 240-297285/28	P12100328.D
Level 2	STD01 240-297285/29	P12100329.D
Level 3	STD02 240-297285/30	P12100330.D
Level 4	STD05 240-297285/31	P12100331.D
Level 5	STD1 240-297285/32	P12100332.D
Level 6	STD151660 240-297285/33	P12100333.D

ANALYTE	IS REF	CURVE TYPE	RESPONSE					CONCENTRATION (NG/UL)				
			LVL 1 LVL 6	LVL 2	LVL 3	LVL 4	LVL 5	LVL 1 LVL 6	LVL 2	LVL 3	LVL 4	LVL 5
PCB-1016 Peak 1	BNB	Ave	2425272 49352438	4022106	7215230	18079284	33705238	0.0500 1.50	0.100	0.200	0.500	1.00
PCB-1016 Peak 2	BNB	Ave	4006169 91346649	7378357	13282353	33207948	62883714	0.0500 1.50	0.100	0.200	0.500	1.00
PCB-1016 Peak 3	BNB	Ave	8537265 227241966	16150611	30062398	78924048	154273303	0.0500 1.50	0.100	0.200	0.500	1.00
PCB-1016 Peak 4	BNB	Ave	3784818 91818693	7100356	12867580	32507935	62606017	0.0500 1.50	0.100	0.200	0.500	1.00
PCB-1016 Peak 5	BNB	Ave	3915270 92472962	7315459	12921646	32705509	62772115	0.0500 1.50	0.100	0.200	0.500	1.00
PCB-1260 Peak 1	BNB	Ave	5578448 141630966	10291473	19273827	49313123	95902236	0.0500 1.50	0.100	0.200	0.500	1.00
PCB-1260 Peak 2	BNB	Ave	8683818 234468792	16238735	31292211	81089615	158298374	0.0500 1.50	0.100	0.200	0.500	1.00
PCB-1260 Peak 3	BNB	Ave	9601387 263536295	17778092	34639935	89840288	177383795	0.0500 1.50	0.100	0.200	0.500	1.00
PCB-1260 Peak 4	BNB	Ave	11932016 354496128	21858970	45009723	118214095	234063969	0.0500 1.50	0.100	0.200	0.500	1.00
PCB-1260 Peak 5	BNB	Ave	6322786 178641779	11936077	23096451	60228169	119294135	0.0500 1.50	0.100	0.200	0.500	1.00
Tetrachloro-m-xylene	BNB	Ave	4747183 161653127	8797888	16322595	42493255	83810446	0.00250 0.100	0.00500	0.0100	0.0250	0.0500
DCB Decachlorobiphenyl	BNB	Ave	5337751 169811450	9688986	18037407	44036205	86021814	0.00250 0.100	0.00500	0.0100	0.0250	0.0500

Curve Type Legend:
Ave = Average ISTD

FORM VI
PCBS BY INTERNAL STANDARD - INITIAL CALIBRATION DATA
CURVE EVALUATION

Lab Name: TestAmerica Canton Job No.: 240-87740-1 Analy Batch No.: 297285

SDG No.:

Instrument ID: A2HP12 GC Column: CLP-2 (0.53 ID: 0.53(mm) Heated Purge: (Y/N) N

Calibration Start Date: 10/03/2017 21:36 Calibration End Date: 10/03/2017 23:04 Calibration ID: 41740

Calibration Files:

LEVEL:	LAB SAMPLE ID:	LAB FILE ID:
Level 1	STD005 240-297285/28	P12100328.D
Level 2	STD01 240-297285/29	P12100329.D
Level 3	STD02 240-297285/30	P12100330.D
Level 4	STD05 240-297285/31	P12100331.D
Level 5	STD1 240-297285/32	P12100332.D
Level 6	STD151660 240-297285/33	P12100333.D

ANALYTE	RRF					CURVE TYPE	COEFFICIENT			#	MIN RRF	%RSD	#	MAX %RSD	R^2 OR COD	#	MIN R^2 OR COD
	LVL 1 LVL 6	LVL 2	LVL 3	LVL 4	LVL 5		B	M1	M2								
PCB-1016 Peak 1	0.0252 0.0173	0.0227	0.0202	0.0191	0.0176	Ave		0.0204				15.2		20.0			
PCB-1016 Peak 2	0.0492 0.0337	0.0440	0.0400	0.0370	0.0350	Ave		0.0398				14.8		20.0			
PCB-1016 Peak 3	0.0978 0.0785	0.0881	0.0845	0.0820	0.0788	Ave		0.0850				8.5		20.0			
PCB-1016 Peak 4	0.0422 0.0306	0.0367	0.0345	0.0327	0.0310	Ave		0.0346				12.6		20.0			
PCB-1016 Peak 5	0.0175 0.0128	0.0159	0.0147	0.0136	0.0127	Ave		0.0145				13.1		20.0			
PCB-1260 Peak 1	0.0625 0.0470	0.0564	0.0538	0.0490	0.0477	Ave		0.0527				11.4		20.0			
PCB-1260 Peak 2	0.0995 0.0769	0.0882	0.0856	0.0790	0.0773	Ave		0.0844				10.3		20.0			
PCB-1260 Peak 3	0.0584 0.0442	0.0512	0.0502	0.0459	0.0454	Ave		0.0492				10.7		20.0			
PCB-1260 Peak 4	0.1123 0.0951	0.1024	0.1017	0.0954	0.0963	Ave		0.1005				6.5		20.0			
PCB-1260 Peak 5	0.0803 0.0664	0.0744	0.0718	0.0667	0.0678	Ave		0.0712				7.7		20.0			
Tetrachloro-m-xylene	1.1410 0.8783	1.0307	0.9279	0.9044	0.8929	Ave		0.9625				10.7		20.0			
DCB Decachlorobiphenyl	0.8179 0.6084	0.7260	0.6878	0.6097	0.6217	Ave		0.6786				12.3		20.0			

Note: The M1 coefficient is the same as Ave RRF for an Ave curve type.

FORM VI
PCBS BY INTERNAL STANDARD - INITIAL CALIBRATION DATA
RESPONSE AND CONCENTRATION

Lab Name: TestAmerica Canton Job No.: 240-87740-1 Analy Batch No.: 297285

SDG No.:

Instrument ID: A2HP12 GC Column: CLP-2 (0.53 ID: 0.53(mm) Heated Purge: (Y/N) N

Calibration Start Date: 10/03/2017 21:36 Calibration End Date: 10/03/2017 23:04 Calibration ID: 41740

Calibration Files:

LEVEL:	LAB SAMPLE ID:	LAB FILE ID:
Level 1	STD005 240-297285/28	P12100328.D
Level 2	STD01 240-297285/29	P12100329.D
Level 3	STD02 240-297285/30	P12100330.D
Level 4	STD05 240-297285/31	P12100331.D
Level 5	STD1 240-297285/32	P12100332.D
Level 6	STD151660 240-297285/33	P12100333.D

ANALYTE	IS REF	CURVE TYPE	RESPONSE					CONCENTRATION (NG/UL)				
			LVL 1 LVL 6	LVL 2	LVL 3	LVL 4	LVL 5	LVL 1 LVL 6	LVL 2	LVL 3	LVL 4	LVL 5
PCB-1016 Peak 1	BNB	Ave	5981780 139300423	12270407	21087968	52402308	93723453	0.0500 1.50	0.100	0.200	0.500	1.00
PCB-1016 Peak 2	BNB	Ave	11656589 271566073	23717464	41814232	101845419	185942375	0.0500 1.50	0.100	0.200	0.500	1.00
PCB-1016 Peak 3	BNB	Ave	23177068 633218114	47521618	88304962	225529965	418610060	0.0500 1.50	0.100	0.200	0.500	1.00
PCB-1016 Peak 4	BNB	Ave	10000922 246317074	19805064	36043884	89981390	164591810	0.0500 1.50	0.100	0.200	0.500	1.00
PCB-1016 Peak 5	BNB	Ave	4154384 103454173	8589886	15319470	37417211	67468424	0.0500 1.50	0.100	0.200	0.500	1.00
PCB-1260 Peak 1	BNB	Ave	14806914 379212061	30402468	56156169	134629062	253536120	0.0500 1.50	0.100	0.200	0.500	1.00
PCB-1260 Peak 2	BNB	Ave	23566529 620063045	47599523	89384177	217308448	410481012	0.0500 1.50	0.100	0.200	0.500	1.00
PCB-1260 Peak 3	BNB	Ave	13835958 356168230	27613439	52409212	126122160	241327323	0.0500 1.50	0.100	0.200	0.500	1.00
PCB-1260 Peak 4	BNB	Ave	26605788 766318972	55235939	106257167	262388542	511716192	0.0500 1.50	0.100	0.200	0.500	1.00
PCB-1260 Peak 5	BNB	Ave	19037484 534916696	40108579	75041585	183502305	359911471	0.0500 1.50	0.100	0.200	0.500	1.00
Tetrachloro-m-xylene	BNB	Ave	13518929 472022957	27798896	48462908	124324881	237102228	0.00250 0.100	0.00500	0.0100	0.0250	0.0500
DCB Decachlorobiphenyl	BNB	Ave	9690817 326955540	19582515	35924249	83816349	165084358	0.00250 0.100	0.00500	0.0100	0.0250	0.0500

Curve Type Legend:
Ave = Average ISTD

FORM VI
PCBS BY INTERNAL STANDARD - INITIAL CALIBRATION DATA
CURVE EVALUATION

Lab Name: TestAmerica Canton Job No.: 240-87740-1 Analy Batch No.: 299397

SDG No.:

Instrument ID: A2HP13 GC Column: CLP-1 (0.53 ID: 0.53(mm) Heated Purge: (Y/N) N

Calibration Start Date: 10/17/2017 18:18 Calibration End Date: 10/17/2017 19:49 Calibration ID: 41893

Calibration Files:

LEVEL:	LAB SAMPLE ID:	LAB FILE ID:
Level 1	STD005 240-299397/4	SIG1101704.D
Level 2	STD01 240-299397/5	SIG1101705.D
Level 3	STD02 240-299397/6	SIG1101706.D
Level 4	STD05 240-299397/7	SIG1101707.D
Level 5	STD1 240-299397/8	SIG1101708.D
Level 6	STD15 240-299397/9	SIG1101709.D

ANALYTE	RRF					CURVE TYPE	COEFFICIENT			#	MIN RRF	%RSD	#	MAX %RSD	R^2 OR COD	#	MIN R^2 OR COD
	LVL 1 LVL 6	LVL 2	LVL 3	LVL 4	LVL 5		B	M1	M2								
PCB-1232 Peak 1	0.0259 0.0198	0.0239	0.0227	0.0210	0.0192	Ave		0.0221				11.6		20.0			
PCB-1232 Peak 2	0.0204 0.0159	0.0193	0.0185	0.0172	0.0157	Ave		0.0178				10.8		20.0			
PCB-1232 Peak 3	0.0395 0.0350	0.0373	0.0367	0.0355	0.0338	Ave		0.0363				5.5		20.0			
PCB-1232 Peak 4	0.0162 0.0146	0.0159	0.0158	0.0153	0.0143	Ave		0.0153				5.0		20.0			
PCB-1232 Peak 5	0.0065 0.0055	0.0064	0.0062	0.0058	0.0054	Ave		0.0060				7.7		20.0			
PCB-1262 Peak 1	0.0529 0.0513	0.0513	0.0492	0.0509	0.0493	Ave		0.0508				2.7		20.0			
PCB-1262 Peak 2	0.0728 0.0677	0.0702	0.0686	0.0679	0.0659	Ave		0.0688				3.5		20.0			
PCB-1262 Peak 3	0.0606 0.0598	0.0607	0.0591	0.0599	0.0580	Ave		0.0597				1.7		20.0			
PCB-1262 Peak 4	0.1240 0.1272	0.1368	0.1280	0.1262	0.1224	Ave		0.1275				3.9		20.0			
PCB-1262 Peak 5	0.0563 0.0518	0.0540	0.0524	0.0513	0.0502	Ave		0.0527				4.2		20.0			

Note: The M1 coefficient is the same as Ave RRF for an Ave curve type.

FORM VI
PCBS BY INTERNAL STANDARD - INITIAL CALIBRATION DATA
RESPONSE AND CONCENTRATION

Lab Name: TestAmerica Canton Job No.: 240-87740-1 Analy Batch No.: 299397

SDG No.:

Instrument ID: A2HP13 GC Column: CLP-1 (0.53 ID: 0.53(mm) Heated Purge: (Y/N) N

Calibration Start Date: 10/17/2017 18:18 Calibration End Date: 10/17/2017 19:49 Calibration ID: 41893

Calibration Files:

LEVEL:	LAB SAMPLE ID:	LAB FILE ID:
Level 1	STD005 240-299397/4	SIG1101704.D
Level 2	STD01 240-299397/5	SIG1101705.D
Level 3	STD02 240-299397/6	SIG1101706.D
Level 4	STD05 240-299397/7	SIG1101707.D
Level 5	STD1 240-299397/8	SIG1101708.D
Level 6	STD15 240-299397/9	SIG1101709.D

ANALYTE	IS REF	CURVE TYPE	RESPONSE					CONCENTRATION (NG/UL)				
			LVL 1 LVL 6	LVL 2	LVL 3	LVL 4	LVL 5	LVL 1 LVL 6	LVL 2	LVL 3	LVL 4	LVL 5
PCB-1232 Peak 1	BNB	Ave	1470974 30483257	2590755	4837292	11872483	20911430	0.0500 1.50	0.100	0.200	0.500	1.00
PCB-1232 Peak 2	BNB	Ave	1161688 24484573	2095307	3953952	9698247	17095378	0.0500 1.50	0.100	0.200	0.500	1.00
PCB-1232 Peak 3	BNB	Ave	2243682 54018896	4038843	7822478	20041287	36809318	0.0500 1.50	0.100	0.200	0.500	1.00
PCB-1232 Peak 4	BNB	Ave	917691 22524785	1725803	3365617	8609616	15512825	0.0500 1.50	0.100	0.200	0.500	1.00
PCB-1232 Peak 5	BNB	Ave	368319 8512758	692836	1333159	3291409	5886753	0.0500 1.50	0.100	0.200	0.500	1.00
PCB-1262 Peak 1	BNB	Ave	3005013 79191832	5555016	10505862	28716471	53609584	0.0500 1.50	0.100	0.200	0.500	1.00
PCB-1262 Peak 2	BNB	Ave	4136935 104403328	7606093	14623777	38350998	71683771	0.0500 1.50	0.100	0.200	0.500	1.00
PCB-1262 Peak 3	BNB	Ave	3443269 92315857	6573629	12601272	33791300	63181764	0.0500 1.50	0.100	0.200	0.500	1.00
PCB-1262 Peak 4	BNB	Ave	7045965 196262036	14823921	27306221	71244960	133283818	0.0500 1.50	0.100	0.200	0.500	1.00
PCB-1262 Peak 5	BNB	Ave	3201047 79987366	5853968	11176643	28959790	54681962	0.0500 1.50	0.100	0.200	0.500	1.00

Curve Type Legend:
Ave = Average ISTD

FORM VI
PCBS BY INTERNAL STANDARD - INITIAL CALIBRATION DATA
CURVE EVALUATION

Lab Name: TestAmerica Canton Job No.: 240-87740-1 Analy Batch No.: 299397

SDG No.:

Instrument ID: A2HP13 GC Column: CLP-2 (0.53 ID: 0.53(mm) Heated Purge: (Y/N) N

Calibration Start Date: 10/17/2017 18:18 Calibration End Date: 10/17/2017 19:49 Calibration ID: 41894

Calibration Files:

LEVEL:	LAB SAMPLE ID:	LAB FILE ID:
Level 1	STD005 240-299397/4	SIG1101704.D
Level 2	STD01 240-299397/5	SIG1101705.D
Level 3	STD02 240-299397/6	SIG1101706.D
Level 4	STD05 240-299397/7	SIG1101707.D
Level 5	STD1 240-299397/8	SIG1101708.D
Level 6	STD15 240-299397/9	SIG1101709.D

ANALYTE	RRF					CURVE TYPE	COEFFICIENT			#	MIN RRF	%RSD	#	MAX %RSD	R^2 OR COD	#	MIN R^2 OR COD
	LVL 1 LVL 6	LVL 2	LVL 3	LVL 4	LVL 5		B	M1	M2								
PCB-1232 Peak 1	0.0263 0.0203	0.0250	0.0233	0.0219	0.0200	Ave		0.0228				11.0		20.0			
PCB-1232 Peak 2	0.0225 0.0172	0.0218	0.0203	0.0187	0.0169	Ave		0.0196				12.0		20.0			
PCB-1232 Peak 3	0.0384 0.0344	0.0374	0.0358	0.0346	0.0332	Ave		0.0356				5.5		20.0			
PCB-1232 Peak 4	0.0150 0.0139	0.0171	0.0144	0.0134	0.0136	Ave		0.0145				9.4		20.0			
PCB-1232 Peak 5	0.0106 0.0096	0.0111	0.0112	0.0108	0.0098	Ave		0.0105				6.3		20.0			
PCB-1262 Peak 1	0.0443 0.0445	0.0492	0.0450	0.0437	0.0427	Ave		0.0449				5.0		20.0			
PCB-1262 Peak 2	0.0738 0.0684	0.0711	0.0680	0.0671	0.0655	Ave		0.0690				4.3		20.0			
PCB-1262 Peak 3	0.0622 0.0585	0.0604	0.0578	0.0571	0.0557	Ave		0.0586				4.0		20.0			
PCB-1262 Peak 4	0.1369 0.1323	0.1340	0.1307	0.1316	0.1256	Ave		0.1319				2.8		20.0			
PCB-1262 Peak 5	0.0920 0.0907	0.0900	0.0867	0.0876	0.0861	Ave		0.0888				2.7		20.0			

Note: The M1 coefficient is the same as Ave RRF for an Ave curve type.

FORM VI
PCBS BY INTERNAL STANDARD - INITIAL CALIBRATION DATA
RESPONSE AND CONCENTRATION

Lab Name: TestAmerica Canton Job No.: 240-87740-1 Analy Batch No.: 299397

SDG No.:

Instrument ID: A2HP13 GC Column: CLP-2 (0.53 ID: 0.53(mm) Heated Purge: (Y/N) N

Calibration Start Date: 10/17/2017 18:18 Calibration End Date: 10/17/2017 19:49 Calibration ID: 41894

Calibration Files:

LEVEL:	LAB SAMPLE ID:	LAB FILE ID:
Level 1	STD005 240-299397/4	SIG1101704.D
Level 2	STD01 240-299397/5	SIG1101705.D
Level 3	STD02 240-299397/6	SIG1101706.D
Level 4	STD05 240-299397/7	SIG1101707.D
Level 5	STD1 240-299397/8	SIG1101708.D
Level 6	STD15 240-299397/9	SIG1101709.D

ANALYTE	IS REF	CURVE TYPE	RESPONSE					CONCENTRATION (NG/UL)				
			LVL 1 LVL 6	LVL 2	LVL 3	LVL 4	LVL 5	LVL 1 LVL 6	LVL 2	LVL 3	LVL 4	LVL 5
PCB-1232 Peak 1	BNB	Ave	1276749 26824235	2312434	4247495	10589915	18647947	0.0500 1.50	0.100	0.200	0.500	1.00
PCB-1232 Peak 2	BNB	Ave	1093607 22690104	2017394	3710700	9040385	15774074	0.0500 1.50	0.100	0.200	0.500	1.00
PCB-1232 Peak 3	BNB	Ave	1867402 45312995	3463090	6537461	16732937	30995708	0.0500 1.50	0.100	0.200	0.500	1.00
PCB-1232 Peak 4	BNB	Ave	728843 18339536	1580250	2624843	6471446	12667484	0.0500 1.50	0.100	0.200	0.500	1.00
PCB-1232 Peak 5	BNB	Ave	517483 12715712	1031230	2046361	5225065	9152474	0.0500 1.50	0.100	0.200	0.500	1.00
PCB-1262 Peak 1	BNB	Ave	2153494 58681850	4552663	8218835	21125844	39832916	0.0500 1.50	0.100	0.200	0.500	1.00
PCB-1262 Peak 2	BNB	Ave	3587173 90196441	6581912	12416588	32469518	61126497	0.0500 1.50	0.100	0.200	0.500	1.00
PCB-1262 Peak 3	BNB	Ave	3023165 77122879	5586573	10554492	27616519	51965595	0.0500 1.50	0.100	0.200	0.500	1.00
PCB-1262 Peak 4	BNB	Ave	6657263 174482760	12399987	23866195	63692194	117180161	0.0500 1.50	0.100	0.200	0.500	1.00
PCB-1262 Peak 5	BNB	Ave	4475497 119558075	8328049	15821646	42384652	80338093	0.0500 1.50	0.100	0.200	0.500	1.00

Curve Type Legend:
Ave = Average ISTD

FORM VI
PCBS BY INTERNAL STANDARD - INITIAL CALIBRATION DATA
CURVE EVALUATION

Lab Name: TestAmerica Canton Job No.: 240-87740-1 Analy Batch No.: 299397

SDG No.:

Instrument ID: A2HP13 GC Column: CLP-1 (0.53 ID: 0.53(mm) Heated Purge: (Y/N) N

Calibration Start Date: 10/17/2017 20:08 Calibration End Date: 10/17/2017 21:40 Calibration ID: 41899

Calibration Files:

LEVEL:	LAB SAMPLE ID:	LAB FILE ID:
Level 1	STD005 240-299397/10	SIG1101710.D
Level 2	STD01 240-299397/11	SIG1101711.D
Level 3	STD02 240-299397/12	SIG1101712.D
Level 4	STD05 240-299397/13	SIG1101713.D
Level 5	STD1 240-299397/14	SIG1101714.D
Level 6	STD151242 240-299397/15	SIG1101715.D

ANALYTE	RRF					CURVE TYPE	COEFFICIENT			#	MIN RRF	%RSD	#	MAX %RSD	R^2 OR COD	#	MIN R^2 OR COD
	LVL 1 LVL 6	LVL 2	LVL 3	LVL 4	LVL 5		B	M1	M2								
PCB-1242 Peak 1	0.0197 0.0138	0.0176	0.0159	0.0149	0.0140	Ave		0.0160				14.3		20.0			
PCB-1242 Peak 2	0.0375 0.0271	0.0343	0.0313	0.0297	0.0277	Ave		0.0313				12.8		20.0			
PCB-1242 Peak 3	0.0734 0.0613	0.0682	0.0640	0.0635	0.0615	Ave		0.0653				7.2		20.0			
PCB-1242 Peak 4	0.0322 0.0253	0.0297	0.0278	0.0268	0.0255	Ave		0.0279				9.5		20.0			
PCB-1242 Peak 5	0.0138 0.0106	0.0131	0.0119	0.0114	0.0107	Ave		0.0119				11.1		20.0			
PCB-1268 Peak 1	0.1541 0.1428	0.1468	0.1429	0.1475	0.1439	Ave		0.1463				2.9		20.0			
PCB-1268 Peak 2	0.1596 0.1428	0.1581	0.1496	0.1486	0.1423	Ave		0.1502				4.9		20.0			
PCB-1268 Peak 3	0.1331 0.1203	0.1283	0.1226	0.1243	0.1204	Ave		0.1248				4.0		20.0			
PCB-1268 Peak 4	0.0559 0.0502	0.0543	0.0517	0.0518	0.0501	Ave		0.0523				4.4		20.0			
PCB-1268 Peak 5	0.4130 0.3757	0.3953	0.3793	0.3866	0.3730	Ave		0.3871				3.9		20.0			

Note: The M1 coefficient is the same as Ave RRF for an Ave curve type.

FORM VI
PCBS BY INTERNAL STANDARD - INITIAL CALIBRATION DATA
RESPONSE AND CONCENTRATION

Lab Name: TestAmerica Canton Job No.: 240-87740-1 Analy Batch No.: 299397

SDG No.:

Instrument ID: A2HP13 GC Column: CLP-1 (0.53 ID: 0.53(mm) Heated Purge: (Y/N) N

Calibration Start Date: 10/17/2017 20:08 Calibration End Date: 10/17/2017 21:40 Calibration ID: 41899

Calibration Files:

LEVEL:	LAB SAMPLE ID:	LAB FILE ID:
Level 1	STD005 240-299397/10	SIG1101710.D
Level 2	STD01 240-299397/11	SIG1101711.D
Level 3	STD02 240-299397/12	SIG1101712.D
Level 4	STD05 240-299397/13	SIG1101713.D
Level 5	STD1 240-299397/14	SIG1101714.D
Level 6	STD151242 240-299397/15	SIG1101715.D

ANALYTE	IS REF	CURVE TYPE	RESPONSE					CONCENTRATION (NG/UL)				
			LVL 1 LVL 6	LVL 2	LVL 3	LVL 4	LVL 5	LVL 1 LVL 6	LVL 2	LVL 3	LVL 4	LVL 5
PCB-1242 Peak 1	BNB	Ave	1031885 21321953	1921387	3753291	8007860	14948663	0.0500 1.50	0.100	0.200	0.500	1.00
PCB-1242 Peak 2	BNB	Ave	1966098 42077297	3749044	7395774	15915045	29487645	0.0500 1.50	0.100	0.200	0.500	1.00
PCB-1242 Peak 3	BNB	Ave	3854025 95007266	7455456	15129311	34062829	65576381	0.0500 1.50	0.100	0.200	0.500	1.00
PCB-1242 Peak 4	BNB	Ave	1687973 39272581	3250233	6572947	14395016	27192954	0.0500 1.50	0.100	0.200	0.500	1.00
PCB-1242 Peak 5	BNB	Ave	725189 16409557	1433867	2805419	6089432	11351472	0.0500 1.50	0.100	0.200	0.500	1.00
PCB-1268 Peak 1	BNB	Ave	8087159 221358459	16038987	33754250	79095337	153328742	0.0500 1.50	0.100	0.200	0.500	1.00
PCB-1268 Peak 2	BNB	Ave	8377227 221304524	17277775	35351464	79690619	151655142	0.0500 1.50	0.100	0.200	0.500	1.00
PCB-1268 Peak 3	BNB	Ave	6985197 186528956	14014469	28962285	66646614	128345163	0.0500 1.50	0.100	0.200	0.500	1.00
PCB-1268 Peak 4	BNB	Ave	2931812 77760377	5928883	12222795	27795297	53429130	0.0500 1.50	0.100	0.200	0.500	1.00
PCB-1268 Peak 5	BNB	Ave	21669063 582278146	43191936	89594524	207278821	397545860	0.0500 1.50	0.100	0.200	0.500	1.00

Curve Type Legend:
Ave = Average ISTD

FORM VI
PCBS BY INTERNAL STANDARD - INITIAL CALIBRATION DATA
CURVE EVALUATION

Lab Name: TestAmerica Canton Job No.: 240-87740-1 Analy Batch No.: 299397

SDG No.:

Instrument ID: A2HP13 GC Column: CLP-2 (0.53 ID: 0.53(mm) Heated Purge: (Y/N) N

Calibration Start Date: 10/17/2017 20:08 Calibration End Date: 10/17/2017 21:40 Calibration ID: 41900

Calibration Files:

LEVEL:	LAB SAMPLE ID:	LAB FILE ID:
Level 1	STD005 240-299397/10	SIG1101710.D
Level 2	STD01 240-299397/11	SIG1101711.D
Level 3	STD02 240-299397/12	SIG1101712.D
Level 4	STD05 240-299397/13	SIG1101713.D
Level 5	STD1 240-299397/14	SIG1101714.D
Level 6	STD151242 240-299397/15	SIG1101715.D

ANALYTE	RRF					CURVE TYPE	COEFFICIENT			#	MIN RRF	%RSD	#	MAX %RSD	R^2 OR COD	#	MIN R^2 OR COD
	LVL 1 LVL 6	LVL 2	LVL 3	LVL 4	LVL 5		B	M1	M2								
PCB-1242 Peak 1	0.0193 0.0141	0.0180	0.0164	0.0154	0.0145	Ave		0.0163				12.6		20.0			
PCB-1242 Peak 2	0.0392 0.0276	0.0357	0.0324	0.0304	0.0283	Ave		0.0323				13.9		20.0			
PCB-1242 Peak 3	0.0717 0.0602	0.0667	0.0628	0.0627	0.0604	Ave		0.0641				6.9		20.0			
PCB-1242 Peak 4	0.0273 0.0236	0.0265	0.0237	0.0253	0.0238	Ave		0.0250				6.3		20.0			
PCB-1242 Peak 5	0.0235 0.0184	0.0225	0.0207	0.0197	0.0186	Ave		0.0205				10.1		20.0			
PCB-1268 Peak 1	0.1682 0.1564	0.1576	0.1510	0.1569	0.1556	Ave		0.1576				3.6		20.0			
PCB-1268 Peak 2	0.1786 0.1540	0.1636	0.1509	0.1557	0.1568	Ave		0.1599				6.3		20.0			
PCB-1268 Peak 3	0.1429 0.1311	0.1354	0.1277	0.1322	0.1314	Ave		0.1334				3.9		20.0			
PCB-1268 Peak 4	0.0565 0.0527	0.0571	0.0539	0.0545	0.0534	Ave		0.0547				3.3		20.0			
PCB-1268 Peak 5	0.4221 0.4136	0.4031	0.3902	0.4118	0.4097	Ave		0.4084				2.7		20.0			

Note: The M1 coefficient is the same as Ave RRF for an Ave curve type.

FORM VI
PCBS BY INTERNAL STANDARD - INITIAL CALIBRATION DATA
RESPONSE AND CONCENTRATION

Lab Name: TestAmerica Canton Job No.: 240-87740-1 Analy Batch No.: 299397

SDG No.:

Instrument ID: A2HP13 GC Column: CLP-2 (0.53 ID: 0.53(mm) Heated Purge: (Y/N) N

Calibration Start Date: 10/17/2017 20:08 Calibration End Date: 10/17/2017 21:40 Calibration ID: 41900

Calibration Files:

LEVEL:	LAB SAMPLE ID:	LAB FILE ID:
Level 1	STD005 240-299397/10	SIG1101710.D
Level 2	STD01 240-299397/11	SIG1101711.D
Level 3	STD02 240-299397/12	SIG1101712.D
Level 4	STD05 240-299397/13	SIG1101713.D
Level 5	STD1 240-299397/14	SIG1101714.D
Level 6	STD151242 240-299397/15	SIG1101715.D

ANALYTE	IS REF	CURVE TYPE	RESPONSE					CONCENTRATION (NG/UL)				
			LVL 1 LVL 6	LVL 2	LVL 3	LVL 4	LVL 5	LVL 1 LVL 6	LVL 2	LVL 3	LVL 4	LVL 5
PCB-1242 Peak 1	BNB	Ave	869007 18739857	1684555	3324876	7064468	13159154	0.0500 1.50	0.100	0.200	0.500	1.00
PCB-1242 Peak 2	BNB	Ave	1767135 36636263	3336377	6554925	13984059	25735358	0.0500 1.50	0.100	0.200	0.500	1.00
PCB-1242 Peak 3	BNB	Ave	3228894 79848959	6228660	12717977	28791919	54915406	0.0500 1.50	0.100	0.200	0.500	1.00
PCB-1242 Peak 4	BNB	Ave	1227462 31311488	2475754	4802705	11607673	21673115	0.0500 1.50	0.100	0.200	0.500	1.00
PCB-1242 Peak 5	BNB	Ave	1056470 24365662	2098394	4199576	9048548	16905887	0.0500 1.50	0.100	0.200	0.500	1.00
PCB-1268 Peak 1	BNB	Ave	7576305 207536491	14723365	30587383	72121712	141496606	0.0500 1.50	0.100	0.200	0.500	1.00
PCB-1268 Peak 2	BNB	Ave	8044039 204432476	15289714	30569904	71528058	142587378	0.0500 1.50	0.100	0.200	0.500	1.00
PCB-1268 Peak 3	BNB	Ave	6433542 173944494	12653995	25865664	60735572	119457061	0.0500 1.50	0.100	0.200	0.500	1.00
PCB-1268 Peak 4	BNB	Ave	2546325 69892765	5339400	10914294	25024202	48591501	0.0500 1.50	0.100	0.200	0.500	1.00
PCB-1268 Peak 5	BNB	Ave	19007050 548890713	37665984	79065269	189239501	372519107	0.0500 1.50	0.100	0.200	0.500	1.00

Curve Type Legend:
Ave = Average ISTD

FORM VI
PCBS BY INTERNAL STANDARD - INITIAL CALIBRATION DATA
CURVE EVALUATION

Lab Name: TestAmerica Canton Job No.: 240-87740-1 Analy Batch No.: 299397

SDG No.:

Instrument ID: A2HP13 GC Column: CLP-1 (0.53 ID: 0.53(mm) Heated Purge: (Y/N) N

Calibration Start Date: 10/17/2017 21:58 Calibration End Date: 10/17/2017 23:30 Calibration ID: 41905

Calibration Files:

LEVEL:	LAB SAMPLE ID:	LAB FILE ID:
Level 1	STD005 240-299397/16	SIG1101716.D
Level 2	STD01 240-299397/17	SIG1101717.D
Level 3	STD02 240-299397/18	SIG1101718.D
Level 4	STD05 240-299397/19	SIG1101719.D
Level 5	STD1 240-299397/20	SIG1101720.D
Level 6	STD15 240-299397/21	SIG1101721.D

ANALYTE	RRF					CURVE TYPE	COEFFICIENT			#	MIN RRF	%RSD	#	MAX %RSD	R^2 OR COD	#	MIN R^2 OR COD
	LVL 1 LVL 6	LVL 2	LVL 3	LVL 4	LVL 5		B	M1	M2								
PCB-1248 Peak 1	0.0201 0.0148	0.0189	0.0185	0.0176	0.0157	Ave		0.0176				11.4		20.0			
PCB-1248 Peak 2	0.0514 0.0399	0.0479	0.0467	0.0464	0.0419	Ave		0.0457				9.1		20.0			
PCB-1248 Peak 3	0.0412 0.0319	0.0353	0.0355	0.0348	0.0325	Ave		0.0352				9.4		20.0			
PCB-1248 Peak 4	0.0372 0.0302	0.0337	0.0326	0.0336	0.0311	Ave		0.0331				7.4		20.0			
PCB-1248 Peak 5	0.0217 0.0197	0.0209	0.0206	0.0219	0.0203	Ave		0.0209				3.9		20.0			

Note: The M1 coefficient is the same as Ave RRF for an Ave curve type.

FORM VI
PCBS BY INTERNAL STANDARD - INITIAL CALIBRATION DATA
RESPONSE AND CONCENTRATION

Lab Name: TestAmerica Canton Job No.: 240-87740-1 Analy Batch No.: 299397

SDG No.:

Instrument ID: A2HP13 GC Column: CLP-1 (0.53 ID: 0.53(mm) Heated Purge: (Y/N) N

Calibration Start Date: 10/17/2017 21:58 Calibration End Date: 10/17/2017 23:30 Calibration ID: 41905

Calibration Files:

LEVEL:	LAB SAMPLE ID:	LAB FILE ID:
Level 1	STD005 240-299397/16	SIG1101716.D
Level 2	STD01 240-299397/17	SIG1101717.D
Level 3	STD02 240-299397/18	SIG1101718.D
Level 4	STD05 240-299397/19	SIG1101719.D
Level 5	STD1 240-299397/20	SIG1101720.D
Level 6	STD15 240-299397/21	SIG1101721.D

ANALYTE	IS REF	CURVE TYPE	RESPONSE					CONCENTRATION (NG/UL)				
			LVL 1 LVL 6	LVL 2	LVL 3	LVL 4	LVL 5	LVL 1 LVL 6	LVL 2	LVL 3	LVL 4	LVL 5
PCB-1248 Peak 1	BNB	Ave	982541 23672071	1974130	3788339	9303367	15493347	0.0500 1.50	0.100	0.200	0.500	1.00
PCB-1248 Peak 2	BNB	Ave	2508412 63655494	4993213	9569828	24504964	41303781	0.0500 1.50	0.100	0.200	0.500	1.00
PCB-1248 Peak 3	BNB	Ave	2011821 50793670	3686126	7259647	18364319	32080251	0.0500 1.50	0.100	0.200	0.500	1.00
PCB-1248 Peak 4	BNB	Ave	1813200 48179565	3511373	6681264	17748069	30656621	0.0500 1.50	0.100	0.200	0.500	1.00
PCB-1248 Peak 5	BNB	Ave	1060540 31488548	2175647	4227112	11542297	20057332	0.0500 1.50	0.100	0.200	0.500	1.00

Curve Type Legend:
Ave = Average ISTD

FORM VI
PCBS BY INTERNAL STANDARD - INITIAL CALIBRATION DATA
CURVE EVALUATION

Lab Name: TestAmerica Canton Job No.: 240-87740-1 Analy Batch No.: 299397

SDG No.:

Instrument ID: A2HP13 GC Column: CLP-2 (0.53 ID: 0.53(mm) Heated Purge: (Y/N) N

Calibration Start Date: 10/17/2017 21:58 Calibration End Date: 10/17/2017 23:30 Calibration ID: 41906

Calibration Files:

LEVEL:	LAB SAMPLE ID:	LAB FILE ID:
Level 1	STD005 240-299397/16	SIG1101716.D
Level 2	STD01 240-299397/17	SIG1101717.D
Level 3	STD02 240-299397/18	SIG1101718.D
Level 4	STD05 240-299397/19	SIG1101719.D
Level 5	STD1 240-299397/20	SIG1101720.D
Level 6	STD15 240-299397/21	SIG1101721.D

ANALYTE	RRF					CURVE TYPE	COEFFICIENT			#	MIN RRF	%RSD	#	MAX %RSD	R^2 OR COD	#	MIN R^2 OR COD
	LVL 1 LVL 6	LVL 2	LVL 3	LVL 4	LVL 5		B	M1	M2								
PCB-1248 Peak 1	0.0210 0.0151	0.0196	0.0194	0.0181	0.0161	Ave		0.0182				12.2		20.0			
PCB-1248 Peak 2	0.0320 0.0217	0.0286	0.0273	0.0256	0.0229	Ave		0.0263				14.3		20.0			
PCB-1248 Peak 3	0.0402 0.0334	0.0416	0.0390	0.0382	0.0348	Ave		0.0378				8.4		20.0			
PCB-1248 Peak 4	0.0385 0.0385	0.0426	0.0430	0.0433	0.0398	Ave		0.0409				5.5		20.0			
PCB-1248 Peak 5	0.0231 0.0200	0.0219	0.0215	0.0233	0.0209	Ave		0.0218				5.9		20.0			

Note: The M1 coefficient is the same as Ave RRF for an Ave curve type.

FORM VI
PCBS BY INTERNAL STANDARD - INITIAL CALIBRATION DATA
RESPONSE AND CONCENTRATION

Lab Name: TestAmerica Canton | Job No.: 240-87740-1 | Analy Batch No.: 299397

SDG No.:

Instrument ID: A2HP13 | GC Column: CLP-2 (0.53 ID: 0.53(mm) | Heated Purge: (Y/N) N

Calibration Start Date: 10/17/2017 21:58 | Calibration End Date: 10/17/2017 23:30 | Calibration ID: 41906

Calibration Files:

LEVEL:	LAB SAMPLE ID:	LAB FILE ID:
Level 1	STD005 240-299397/16	SIG1101716.D
Level 2	STD01 240-299397/17	SIG1101717.D
Level 3	STD02 240-299397/18	SIG1101718.D
Level 4	STD05 240-299397/19	SIG1101719.D
Level 5	STD1 240-299397/20	SIG1101720.D
Level 6	STD15 240-299397/21	SIG1101721.D

ANALYTE	IS REF	CURVE TYPE	RESPONSE					CONCENTRATION (NG/UL)				
			LVL 1 LVL 6	LVL 2	LVL 3	LVL 4	LVL 5	LVL 1 LVL 6	LVL 2	LVL 3	LVL 4	LVL 5
PCB-1248 Peak 1	BNB	Ave	873803 20574326	1744958	3403858	8183599	13566918	0.0500 1.50	0.100	0.200	0.500	1.00
PCB-1248 Peak 2	BNB	Ave	1333784 29623358	2548199	4776901	11559947	19254167	0.0500 1.50	0.100	0.200	0.500	1.00
PCB-1248 Peak 3	BNB	Ave	1675793 45424928	3708349	6827455	17210481	29250609	0.0500 1.50	0.100	0.200	0.500	1.00
PCB-1248 Peak 4	BNB	Ave	1604903 52431300	3795127	7532720	19520316	33479179	0.0500 1.50	0.100	0.200	0.500	1.00
PCB-1248 Peak 5	BNB	Ave	961341 27172759	1953359	3766452	10512868	17586567	0.0500 1.50	0.100	0.200	0.500	1.00

Curve Type Legend:
Ave = Average ISTD

FORM VI
PCBS BY INTERNAL STANDARD - INITIAL CALIBRATION DATA
CURVE EVALUATION

Lab Name: TestAmerica Canton Job No.: 240-87740-1 Analy Batch No.: 299397

SDG No.:

Instrument ID: A2HP13 GC Column: CLP-1 (0.53 ID: 0.53(mm) Heated Purge: (Y/N) N

Calibration Start Date: 10/17/2017 23:48 Calibration End Date: 10/18/2017 01:20 Calibration ID: 41911

Calibration Files:

LEVEL:	LAB SAMPLE ID:	LAB FILE ID:
Level 1	STD005 240-299397/22	SIG1101722.D
Level 2	STD01 240-299397/23	SIG1101723.D
Level 3	STD02 240-299397/24	SIG1101724.D
Level 4	STD05 240-299397/25	SIG1101725.D
Level 5	STD1 240-299397/26	SIG1101726.D
Level 6	STD15 240-299397/27	SIG1101727.D

ANALYTE	RRF					CURVE TYPE	COEFFICIENT			#	MIN RRF	%RSD	#	MAX %RSD	R^2 OR COD	#	MIN R^2 OR COD
	LVL 1 LVL 6	LVL 2	LVL 3	LVL 4	LVL 5		B	M1	M2								
PCB-1221 Peak 1	0.0131 +++++	0.0129	0.0127	0.0110	0.0103	Ave		0.0120				10.7		20.0			
PCB-1221 Peak 2	0.0086 +++++	0.0085	0.0086	0.0073	0.0067	Ave		0.0079				10.9		20.0			
PCB-1221 Peak 3	0.0318 +++++	0.0298	0.0296	0.0259	0.0243	Ave		0.0283				10.8		20.0			
PCB-1254 Peak 1	0.0545 0.0438	0.0513	0.0527	0.0479	0.0465	Ave		0.0495				8.2		20.0			
PCB-1254 Peak 2	0.0689 0.0620	0.0669	0.0710	0.0659	0.0651	Ave		0.0666				4.7		20.0			
PCB-1254 Peak 3	0.0493 0.0459	0.0489	0.0515	0.0479	0.0477	Ave		0.0485				3.8		20.0			
PCB-1254 Peak 4	0.0498 0.0423	0.0486	0.0503	0.0455	0.0444	Ave		0.0468				6.9		20.0			
PCB-1254 Peak 5	0.0703 0.0628	0.0692	0.0724	0.0666	0.0658	Ave		0.0679				5.1		20.0			

Note: The M1 coefficient is the same as Ave RRF for an Ave curve type.

FORM VI
PCBS BY INTERNAL STANDARD - INITIAL CALIBRATION DATA
RESPONSE AND CONCENTRATION

Lab Name: TestAmerica Canton Job No.: 240-87740-1 Analy Batch No.: 299397

SDG No.:

Instrument ID: A2HP13 GC Column: CLP-1 (0.53 ID: 0.53(mm) Heated Purge: (Y/N) N

Calibration Start Date: 10/17/2017 23:48 Calibration End Date: 10/18/2017 01:20 Calibration ID: 41911

Calibration Files:

LEVEL:	LAB SAMPLE ID:	LAB FILE ID:
Level 1	STD005 240-299397/22	SIG1101722.D
Level 2	STD01 240-299397/23	SIG1101723.D
Level 3	STD02 240-299397/24	SIG1101724.D
Level 4	STD05 240-299397/25	SIG1101725.D
Level 5	STD1 240-299397/26	SIG1101726.D
Level 6	STD15 240-299397/27	SIG1101727.D

ANALYTE	IS REF	CURVE TYPE	RESPONSE					CONCENTRATION (NG/UL)				
			LVL 1 LVL 6	LVL 2	LVL 3	LVL 4	LVL 5	LVL 1 LVL 6	LVL 2	LVL 3	LVL 4	LVL 5
PCB-1221 Peak 1	BNB	Ave	698723 +++++	1299149	2595165	5241390	9976256	0.0500 +++++	0.100	0.200	0.500	1.00
PCB-1221 Peak 2	BNB	Ave	457068 +++++	855692	1755601	3498424	6533563	0.0500 +++++	0.100	0.200	0.500	1.00
PCB-1221 Peak 3	BNB	Ave	1692429 +++++	3007952	6033914	12365951	23605360	0.0500 +++++	0.100	0.200	0.500	1.00
PCB-1254 Peak 1	BNB	Ave	2903666 68578711	5181969	10735382	22886275	45196981	0.0500 1.50	0.100	0.200	0.500	1.00
PCB-1254 Peak 2	BNB	Ave	3672247 96942066	6763768	14469597	31472814	63255806	0.0500 1.50	0.100	0.200	0.500	1.00
PCB-1254 Peak 3	BNB	Ave	2623192 71861969	4945158	10489981	22880321	46366170	0.0500 1.50	0.100	0.200	0.500	1.00
PCB-1254 Peak 4	BNB	Ave	2653896 66112562	4910190	10255179	21736729	43133759	0.0500 1.50	0.100	0.200	0.500	1.00
PCB-1254 Peak 5	BNB	Ave	3744482 98198192	6991170	14769672	31800728	63930280	0.0500 1.50	0.100	0.200	0.500	1.00

Curve Type Legend:
Ave = Average ISTD

FORM VI
PCBS BY INTERNAL STANDARD - INITIAL CALIBRATION DATA
CURVE EVALUATION

Lab Name: TestAmerica Canton Job No.: 240-87740-1 Analy Batch No.: 299397

SDG No.:

Instrument ID: A2HP13 GC Column: CLP-2 (0.53 ID: 0.53(mm) Heated Purge: (Y/N) N

Calibration Start Date: 10/17/2017 23:48 Calibration End Date: 10/18/2017 01:20 Calibration ID: 41912

Calibration Files:

LEVEL:	LAB SAMPLE ID:	LAB FILE ID:
Level 1	STD005 240-299397/22	SIG1101722.D
Level 2	STD01 240-299397/23	SIG1101723.D
Level 3	STD02 240-299397/24	SIG1101724.D
Level 4	STD05 240-299397/25	SIG1101725.D
Level 5	STD1 240-299397/26	SIG1101726.D
Level 6	STD15 240-299397/27	SIG1101727.D

ANALYTE	RRF					CURVE TYPE	COEFFICIENT			#	MIN RRF	%RSD	#	MAX %RSD	R^2 OR COD	#	MIN R^2 OR COD
	LVL 1 LVL 6	LVL 2	LVL 3	LVL 4	LVL 5		B	M1	M2								
PCB-1221 Peak 1	0.0162 +++++	0.0146	0.0138	0.0117	0.0105	Ave		0.0134				17.1		20.0			
PCB-1221 Peak 2	0.0090 +++++	0.0088	0.0089	0.0076	0.0070	Ave		0.0083				11.0		20.0			
PCB-1221 Peak 3	0.0324 +++++	0.0310	0.0307	0.0268	0.0250	Ave		0.0292				10.8		20.0			
PCB-1254 Peak 1	0.0461 0.0348	0.0409	0.0419	0.0383	0.0372	Ave		0.0399				10.0		20.0			
PCB-1254 Peak 2	0.0491 0.0389	0.0455	0.0463	0.0423	0.0412	Ave		0.0439				8.5		20.0			
PCB-1254 Peak 3	0.0732 0.0584	0.0684	0.0721	0.0659	0.0657	Ave		0.0673				7.9		20.0			
PCB-1254 Peak 4	0.0485 0.0442	0.0471	0.0520	0.0466	0.0462	Ave		0.0474				5.5		20.0			
PCB-1254 Peak 5	0.0724 0.0601	0.0692	0.0721	0.0634	0.0633	Ave		0.0668				7.7		20.0			

Note: The M1 coefficient is the same as Ave RRF for an Ave curve type.

FORM VI
PCBS BY INTERNAL STANDARD - INITIAL CALIBRATION DATA
RESPONSE AND CONCENTRATION

Lab Name: TestAmerica Canton Job No.: 240-87740-1 Analy Batch No.: 299397

SDG No.:

Instrument ID: A2HP13 GC Column: CLP-2 (0.53 ID: 0.53(mm) Heated Purge: (Y/N) N

Calibration Start Date: 10/17/2017 23:48 Calibration End Date: 10/18/2017 01:20 Calibration ID: 41912

Calibration Files:

LEVEL:	LAB SAMPLE ID:	LAB FILE ID:
Level 1	STD005 240-299397/22	SIG1101722.D
Level 2	STD01 240-299397/23	SIG1101723.D
Level 3	STD02 240-299397/24	SIG1101724.D
Level 4	STD05 240-299397/25	SIG1101725.D
Level 5	STD1 240-299397/26	SIG1101726.D
Level 6	STD15 240-299397/27	SIG1101727.D

ANALYTE	IS REF	CURVE TYPE	RESPONSE					CONCENTRATION (NG/UL)				
			LVL 1 LVL 6	LVL 2	LVL 3	LVL 4	LVL 5	LVL 1 LVL 6	LVL 2	LVL 3	LVL 4	LVL 5
PCB-1221 Peak 1	BNB	Ave	738791 +++++	1261059	2405669	4765988	8691128	0.0500 +++++	0.100	0.200	0.500	1.00
PCB-1221 Peak 2	BNB	Ave	411564 +++++	761081	1551876	3114928	5792137	0.0500 +++++	0.100	0.200	0.500	1.00
PCB-1221 Peak 3	BNB	Ave	1478110 +++++	2667506	5335573	10915619	20668762	0.0500 +++++	0.100	0.200	0.500	1.00
PCB-1254 Peak 1	BNB	Ave	2099337 46493870	3519149	7284676	15620391	30764745	0.0500 1.50	0.100	0.200	0.500	1.00
PCB-1254 Peak 2	BNB	Ave	2236172 51970544	3914193	8053528	17261584	34063097	0.0500 1.50	0.100	0.200	0.500	1.00
PCB-1254 Peak 3	BNB	Ave	3335809 78016376	5884646	12526445	26848928	54401208	0.0500 1.50	0.100	0.200	0.500	1.00
PCB-1254 Peak 4	BNB	Ave	2207851 59099618	4057928	9038557	19000609	38280122	0.0500 1.50	0.100	0.200	0.500	1.00
PCB-1254 Peak 5	BNB	Ave	3299525 80337293	5956483	12525958	25840782	52425649	0.0500 1.50	0.100	0.200	0.500	1.00

Curve Type Legend:
Ave = Average ISTD

FORM VI
PCBS BY INTERNAL STANDARD - INITIAL CALIBRATION DATA
CURVE EVALUATION

Lab Name: TestAmerica Canton Job No.: 240-87740-1 Analy Batch No.: 299397

SDG No.:

Instrument ID: A2HP13 GC Column: CLP-1 (0.53 ID: 0.53(mm) Heated Purge: (Y/N) N

Calibration Start Date: 10/18/2017 01:38 Calibration End Date: 10/18/2017 03:10 Calibration ID: 41887

Calibration Files:

LEVEL:	LAB SAMPLE ID:	LAB FILE ID:
Level 1	STD005 240-299397/28	SIG1101728.D
Level 2	STD01 240-299397/29	SIG1101729.D
Level 3	STD02 240-299397/30	SIG1101730.D
Level 4	STD05 240-299397/31	SIG1101731.D
Level 5	STD1 240-299397/32	SIG1101732.D
Level 6	STD151660 240-299397/33	SIG1101733.D

ANALYTE	RRF					CURVE TYPE	COEFFICIENT			#	MIN RRF	%RSD	#	MAX %RSD	R^2 OR COD	#	MIN R^2 OR COD
	LVL 1 LVL 6	LVL 2	LVL 3	LVL 4	LVL 5		B	M1	M2								
PCB-1016 Peak 1	0.0285 0.0204	0.0251	0.0254	0.0220	0.0209	Ave		0.0237				13.2		20.0			
PCB-1016 Peak 2	0.0541 0.0404	0.0487	0.0500	0.0435	0.0413	Ave		0.0463				11.7		20.0			
PCB-1016 Peak 3	0.1075 0.0942	0.0990	0.1052	0.0957	0.0946	Ave		0.0994				5.7		20.0			
PCB-1016 Peak 4	0.0470 0.0384	0.0427	0.0452	0.0400	0.0388	Ave		0.0420				8.5		20.0			
PCB-1016 Peak 5	0.0205 0.0159	0.0187	0.0194	0.0168	0.0160	Ave		0.0179				10.7		20.0			
PCB-1260 Peak 1	0.0674 0.0579	0.0612	0.0658	0.0596	0.0587	Ave		0.0618				6.3		20.0			
PCB-1260 Peak 2	0.1018 0.0921	0.0901	0.1006	0.0932	0.0927	Ave		0.0951				5.1		20.0			
PCB-1260 Peak 3	0.1106 0.1034	0.0975	0.1108	0.1035	0.1035	Ave		0.1049				4.8		20.0			
PCB-1260 Peak 4	0.1402 0.1317	0.1272	0.1394	0.1308	0.1308	Ave		0.1333				3.9		20.0			
PCB-1260 Peak 5	0.0681 0.0661	0.0637	0.0686	0.0648	0.0655	Ave		0.0661				2.9		20.0			
Tetrachloro-m-xylene	1.3082 1.0273	1.2554	1.1073	1.0481	1.0335	Ave		1.1300				10.8		20.0			
DCB Decachlorobiphenyl	1.2648 0.9349	1.1993	1.0449	0.9665	0.9136	Ave		1.0540				13.9		20.0			

Note: The M1 coefficient is the same as Ave RRF for an Ave curve type.

FORM VI
PCBS BY INTERNAL STANDARD - INITIAL CALIBRATION DATA
RESPONSE AND CONCENTRATION

Lab Name: TestAmerica Canton Job No.: 240-87740-1 Analy Batch No.: 299397

SDG No.:

Instrument ID: A2HP13 GC Column: CLP-1 (0.53 ID: 0.53(mm) Heated Purge: (Y/N) N

Calibration Start Date: 10/18/2017 01:38 Calibration End Date: 10/18/2017 03:10 Calibration ID: 41887

Calibration Files:

LEVEL:	LAB SAMPLE ID:	LAB FILE ID:
Level 1	STD005 240-299397/28	SIG1101728.D
Level 2	STD01 240-299397/29	SIG1101729.D
Level 3	STD02 240-299397/30	SIG1101730.D
Level 4	STD05 240-299397/31	SIG1101731.D
Level 5	STD1 240-299397/32	SIG1101732.D
Level 6	STD151660 240-299397/33	SIG1101733.D

ANALYTE	IS REF	CURVE TYPE	RESPONSE					CONCENTRATION (NG/UL)				
			LVL 1 LVL 6	LVL 2	LVL 3	LVL 4	LVL 5	LVL 1 LVL 6	LVL 2	LVL 3	LVL 4	LVL 5
PCB-1016 Peak 1	BNB	Ave	1474936 33732913	2825290	5244390	11090962	22597899	0.0500 1.50	0.100	0.200	0.500	1.00
PCB-1016 Peak 2	BNB	Ave	2798491 66664679	5490876	10315309	21887220	44691443	0.0500 1.50	0.100	0.200	0.500	1.00
PCB-1016 Peak 3	BNB	Ave	5563626 155552338	11168416	21715652	48160516	102235281	0.0500 1.50	0.100	0.200	0.500	1.00
PCB-1016 Peak 4	BNB	Ave	2433627 63309547	4819280	9329684	20134109	41910982	0.0500 1.50	0.100	0.200	0.500	1.00
PCB-1016 Peak 5	BNB	Ave	1059217 26211508	2107104	4006784	8446234	17281285	0.0500 1.50	0.100	0.200	0.500	1.00
PCB-1260 Peak 1	BNB	Ave	3487418 95619783	6898614	13577666	29984589	63453867	0.0500 1.50	0.100	0.200	0.500	1.00
PCB-1260 Peak 2	BNB	Ave	5268194 152000035	10156763	20762045	46913232	100246859	0.0500 1.50	0.100	0.200	0.500	1.00
PCB-1260 Peak 3	BNB	Ave	5722948 170645477	10996100	22877662	52062948	111872832	0.0500 1.50	0.100	0.200	0.500	1.00
PCB-1260 Peak 4	BNB	Ave	7255668 217313880	14339015	28789857	65802509	141362308	0.0500 1.50	0.100	0.200	0.500	1.00
PCB-1260 Peak 5	BNB	Ave	3525579 109029999	7188439	14156221	32585644	70781604	0.0500 1.50	0.100	0.200	0.500	1.00
Tetrachloro-m-xylene	BNB	Ave	3385673 113042866	7077920	11431782	26369690	55857958	0.00250 0.100	0.00500	0.0100	0.0250	0.0500
DCB Decachlorobiphenyl	BNB	Ave	3273405 102879319	6761669	10787240	24315506	49377082	0.00250 0.100	0.00500	0.0100	0.0250	0.0500

Curve Type Legend:
Ave = Average ISTD

FORM VI
PCBS BY INTERNAL STANDARD - INITIAL CALIBRATION DATA
CURVE EVALUATION

Lab Name: TestAmerica Canton Job No.: 240-87740-1 Analy Batch No.: 299397

SDG No.:

Instrument ID: A2HP13 GC Column: CLP-2 (0.53 ID: 0.53(mm) Heated Purge: (Y/N) N

Calibration Start Date: 10/18/2017 01:38 Calibration End Date: 10/18/2017 03:10 Calibration ID: 41888

Calibration Files:

LEVEL:	LAB SAMPLE ID:	LAB FILE ID:
Level 1	STD005 240-299397/28	SIG1101728.D
Level 2	STD01 240-299397/29	SIG1101729.D
Level 3	STD02 240-299397/30	SIG1101730.D
Level 4	STD05 240-299397/31	SIG1101731.D
Level 5	STD1 240-299397/32	SIG1101732.D
Level 6	STD151660 240-299397/33	SIG1101733.D

ANALYTE	RRF					CURVE TYPE	COEFFICIENT			#	MIN RRF	%RSD	#	MAX %RSD	R^2 OR COD	#	MIN R^2 OR COD
	LVL 1 LVL 6	LVL 2	LVL 3	LVL 4	LVL 5		B	M1	M2								
PCB-1016 Peak 1	0.0284 0.0212	0.0254	0.0261	0.0226	0.0212	Ave		0.0242				12.2		20.0			
PCB-1016 Peak 2	0.0563 0.0409	0.0500	0.0517	0.0445	0.0419	Ave		0.0475				12.8		20.0			
PCB-1016 Peak 3	0.1056 0.0936	0.0975	0.1043	0.0940	0.0926	Ave		0.0979				5.8		20.0			
PCB-1016 Peak 4	0.0425 0.0362	0.0378	0.0428	0.0376	0.0360	Ave		0.0388				7.9		20.0			
PCB-1016 Peak 5	0.0202 0.0161	0.0181	0.0197	0.0169	0.0158	Ave		0.0178				10.3		20.0			
PCB-1260 Peak 1	0.0680 0.0583	0.0610	0.0663	0.0594	0.0572	Ave		0.0617				7.2		20.0			
PCB-1260 Peak 2	0.0875 0.0717	0.0736	0.0809	0.0729	0.0707	Ave		0.0762				8.7		20.0			
PCB-1260 Peak 3	0.0674 0.0558	0.0544	0.0627	0.0565	0.0552	Ave		0.0587				8.9		20.0			
PCB-1260 Peak 4	0.1595 0.1411	0.1308	0.1468	0.1373	0.1384	Ave		0.1423				6.9		20.0			
PCB-1260 Peak 5	0.1017 0.0938	0.0935	0.0977	0.0912	0.0920	Ave		0.0950				4.2		20.0			
Tetrachloro-m-xylene	1.2410 1.0269	1.1826	1.0513	1.0046	1.0119	Ave		1.0864				9.2		20.0			
DCB Decachlorobiphenyl	1.3417 0.9938	1.2656	1.1035	1.0220	0.9886	Ave		1.1192				13.5		20.0			

Note: The M1 coefficient is the same as Ave RRF for an Ave curve type.

FORM VI
PCBS BY INTERNAL STANDARD - INITIAL CALIBRATION DATA
RESPONSE AND CONCENTRATION

Lab Name: TestAmerica Canton Job No.: 240-87740-1 Analy Batch No.: 299397

SDG No.:

Instrument ID: A2HP13 GC Column: CLP-2 (0.53 ID: 0.53(mm) Heated Purge: (Y/N) N

Calibration Start Date: 10/18/2017 01:38 Calibration End Date: 10/18/2017 03:10 Calibration ID: 41888

Calibration Files:

LEVEL:	LAB SAMPLE ID:	LAB FILE ID:
Level 1	STD005 240-299397/28	SIG1101728.D
Level 2	STD01 240-299397/29	SIG1101729.D
Level 3	STD02 240-299397/30	SIG1101730.D
Level 4	STD05 240-299397/31	SIG1101731.D
Level 5	STD1 240-299397/32	SIG1101732.D
Level 6	STD151660 240-299397/33	SIG1101733.D

ANALYTE	IS REF	CURVE TYPE	RESPONSE					CONCENTRATION (NG/UL)				
			LVL 1 LVL 6	LVL 2	LVL 3	LVL 4	LVL 5	LVL 1 LVL 6	LVL 2	LVL 3	LVL 4	LVL 5
PCB-1016 Peak 1	BNB	Ave	1256886 29938229	2453189	4609579	9746505	19653337	0.0500 1.50	0.100	0.200	0.500	1.00
PCB-1016 Peak 2	BNB	Ave	2488303 57813115	4819316	9125375	19168743	38783124	0.0500 1.50	0.100	0.200	0.500	1.00
PCB-1016 Peak 3	BNB	Ave	4665879 132363185	9405967	18397922	40489834	85743400	0.0500 1.50	0.100	0.200	0.500	1.00
PCB-1016 Peak 4	BNB	Ave	1878340 51248776	3643340	7557777	16192778	33362892	0.0500 1.50	0.100	0.200	0.500	1.00
PCB-1016 Peak 5	BNB	Ave	891044 22777136	1740880	3467096	7264209	14634374	0.0500 1.50	0.100	0.200	0.500	1.00
PCB-1260 Peak 1	BNB	Ave	3005350 82392736	5879169	11698859	25556764	52953372	0.0500 1.50	0.100	0.200	0.500	1.00
PCB-1260 Peak 2	BNB	Ave	3866768 101400339	7101785	14268531	31389566	65505356	0.0500 1.50	0.100	0.200	0.500	1.00
PCB-1260 Peak 3	BNB	Ave	2978694 78942008	5245779	11067482	24309420	51167875	0.0500 1.50	0.100	0.200	0.500	1.00
PCB-1260 Peak 4	BNB	Ave	7045882 199612382	12617404	25892015	59106010	128152899	0.0500 1.50	0.100	0.200	0.500	1.00
PCB-1260 Peak 5	BNB	Ave	4493717 132674929	9019582	17227670	39265493	85190063	0.0500 1.50	0.100	0.200	0.500	1.00
Tetrachloro-m-xylene	BNB	Ave	2741386 96820944	5702710	9273823	21625492	46865005	0.00250 0.100	0.00500	0.0100	0.0250	0.0500
DCB Decachlorobiphenyl	BNB	Ave	2963746 93703211	6102915	9733992	21999778	45786155	0.00250 0.100	0.00500	0.0100	0.0250	0.0500

Curve Type Legend:
Ave = Average ISTD

FORM VII
PCBS CONTINUING CALIBRATION DATA

Lab Name: TestAmerica Canton Job No.: 240-87740-1

SDG No.:

Lab Sample ID: ICV 240-303275/34 Calibration Date: 11/14/2017 03:07

Instrument ID: A2HP10 Calib Start Date: 11/13/2017 23:17

GC Column: CLP-1 (0.53mm) ID: 0.53(mm) Calib End Date: 11/14/2017 00:53

Lab File ID: P10111334.D Conc. Units: ng/uL

ANALYTE	CURVE TYPE	AVE RRF	RRF	MIN RRF	CALC AMOUNT	SPIKE AMOUNT	%D	MAX %D
PCB-1221 Peak 1	Ave	0.0100	0.0124		0.619	0.500	23.9*	20.0
PCB-1221 Peak 2	Ave	0.0061	0.0068		0.551	0.500	10.2	20.0
PCB-1221 Peak 3	Ave	0.0240	0.0275		0.572	0.500	14.5	20.0

Avg %D < 20% ✓

FORM VII
PCBS CONTINUING CALIBRATION RETENTION TIME SUMMARY

Lab Name: TestAmerica Canton Job No.: 240-87740-1

SDG No.:

Lab Sample ID: ICV 240-303275/34 Calibration Date: 11/14/2017 03:07

Instrument ID: A2HP10 Calib Start Date: 11/13/2017 23:17

GC Column: CLP-1 (0.53mm) ID: 0.53(mm) Calib End Date: 11/14/2017 00:53

Lab File ID: P10111334.D

Analyte	RT	RT WINDOW	
		FROM	TO
PCB-1221 Peak 1	3.62	3.61	3.64
PCB-1221 Peak 2	3.90	3.88	3.92
PCB-1221 Peak 3	3.97	3.95	3.99

FORM VII
PCBS CONTINUING CALIBRATION DATA

Lab Name: TestAmerica Canton Job No.: 240-87740-1

SDG No.:

Lab Sample ID: ICV 240-303275/34 Calibration Date: 11/14/2017 03:07

Instrument ID: A2HP10 Calib Start Date: 11/13/2017 23:17

GC Column: CLP-2 (0.53mm) ID: 0.53(mm) Calib End Date: 11/14/2017 00:53

Lab File ID: P10111334.D Conc. Units: ng/uL

ANALYTE	CURVE TYPE	AVE RRF	RRF	MIN RRF	CALC AMOUNT	SPIKE AMOUNT	%D	MAX %D
PCB-1221 Peak 1	Ave	0.0107	0.0119		0.558	0.500	11.6	20.0
PCB-1221 Peak 2	Ave	0.0069	0.0080		0.583	0.500	16.7	20.0
PCB-1221 Peak 3	Ave	0.0251	0.0289		0.575	0.500	15.1	20.0

FORM VII
PCBS CONTINUING CALIBRATION RETENTION TIME SUMMARY

Lab Name: TestAmerica Canton Job No.: 240-87740-1

SDG No.:

Lab Sample ID: ICV 240-303275/34 Calibration Date: 11/14/2017 03:07

Instrument ID: A2HP10 Calib Start Date: 11/13/2017 23:17

GC Column: CLP-2 (0.53mm) ID: 0.53(mm) Calib End Date: 11/14/2017 00:53

Lab File ID: P10111334.D

Analyte	RT	RT WINDOW	
		FROM	TO
PCB-1221 Peak 1	4.73	4.71	4.75
PCB-1221 Peak 2	4.98	4.97	5.00
PCB-1221 Peak 3	5.08	5.07	5.10

FORM VII
PCBS CONTINUING CALIBRATION DATA

Lab Name: TestAmerica Canton Job No.: 240-87740-1

SDG No.:

Lab Sample ID: ICV 240-303275/35 Calibration Date: 11/14/2017 03:26

Instrument ID: A2HP10 Calib Start Date: 11/13/2017 17:28

GC Column: CLP-1 (0.53mm) ID: 0.53(mm) Calib End Date: 11/13/2017 19:05

Lab File ID: P10111335.D Conc. Units: ng/uL

ANALYTE	CURVE TYPE	AVE RRF	RRF	MIN RRF	CALC AMOUNT	SPIKE AMOUNT	%D	MAX %D
PCB-1232 Peak 1	Ave	0.0194	0.0155		0.400	0.500	-20.1*	20.0
PCB-1232 Peak 2	Ave	0.0145	0.0121		0.418	0.500	-16.4	20.0
PCB-1232 Peak 3	Ave	0.0313	0.0224		0.359	0.500	-28.3*	20.0
PCB-1232 Peak 4	Ave	0.0136	0.0116		0.426	0.500	-14.8	20.0
PCB-1232 Peak 5	Ave	0.0128	0.0109		0.426	0.500	-14.8	20.0

Avg. %D < 20% ✓

FORM VII
PCBS CONTINUING CALIBRATION RETENTION TIME SUMMARY

Lab Name: TestAmerica Canton Job No.: 240-87740-1

SDG No.:

Lab Sample ID: ICV 240-303275/35 Calibration Date: 11/14/2017 03:26

Instrument ID: A2HP10 Calib Start Date: 11/13/2017 17:28

GC Column: CLP-1 (0.53mm) ID: 0.53(mm) Calib End Date: 11/13/2017 19:05

Lab File ID: P10111335.D

Analyte	RT	RT WINDOW	
		FROM	TO
PCB-1232 Peak 1	3.97	3.95	3.99
PCB-1232 Peak 2	4.61	4.59	4.63
PCB-1232 Peak 3	5.35	5.34	5.38
PCB-1232 Peak 4	5.56	5.54	5.58
PCB-1232 Peak 5	6.15	6.14	6.18

FORM VII
PCBS CONTINUING CALIBRATION DATA

Lab Name: TestAmerica Canton Job No.: 240-87740-1

SDG No.:

Lab Sample ID: ICV 240-303275/35 Calibration Date: 11/14/2017 03:26

Instrument ID: A2HP10 Calib Start Date: 11/13/2017 17:28

GC Column: CLP-2 (0.53mm) ID: 0.53(mm) Calib End Date: 11/13/2017 19:05

Lab File ID: P10111335.D Conc. Units: ng/uL

ANALYTE	CURVE TYPE	AVE RRF	RRF	MIN RRF	CALC AMOUNT	SPIKE AMOUNT	%D	MAX %D
PCB-1232 Peak 1	Ave	0.0202	0.0157		0.388	0.500	-22.5*	20.0
PCB-1232 Peak 2	Ave	0.0164	0.0137		0.417	0.500	-16.6	20.0
PCB-1232 Peak 3	Ave	0.0328	0.0276		0.421	0.500	-15.8	20.0
PCB-1232 Peak 4	Ave	0.0148	0.0117		0.397	0.500	-20.5*	20.0
PCB-1232 Peak 5	Ave	0.0108	0.0083		0.383	0.500	-23.4*	20.0

Avg. %D < 20% ✓

FORM VII
PCBS CONTINUING CALIBRATION RETENTION TIME SUMMARY

Lab Name: TestAmerica Canton Job No.: 240-87740-1

SDG No.:

Lab Sample ID: ICV 240-303275/35 Calibration Date: 11/14/2017 03:26

Instrument ID: A2HP10 Calib Start Date: 11/13/2017 17:28

GC Column: CLP-2 (0.53mm) ID: 0.53(mm) Calib End Date: 11/13/2017 19:05

Lab File ID: P10111335.D

Analyte	RT	RT WINDOW	
		FROM	TO
PCB-1232 Peak 1	5.08	5.06	5.10
PCB-1232 Peak 2	5.75	5.73	5.76
PCB-1232 Peak 3	6.41	6.39	6.43
PCB-1232 Peak 4	6.60	6.58	6.62
PCB-1232 Peak 5	7.24	7.22	7.26

FORM VII
PCBS CONTINUING CALIBRATION DATA

Lab Name: TestAmerica Canton Job No.: 240-87740-1

SDG No.:

Lab Sample ID: ICV 240-303275/36 Calibration Date: 11/14/2017 03:45

Instrument ID: A2HP10 Calib Start Date: 11/13/2017 19:24

GC Column: CLP-1 (0.53mm) ID: 0.53(mm) Calib End Date: 11/13/2017 21:01

Lab File ID: P10111336.D Conc. Units: ng/uL

ANALYTE	CURVE TYPE	AVE RRF	RRF	MIN RRF	CALC AMOUNT	SPIKE AMOUNT	%D	MAX %D
PCB-1242 Peak 1	Ave	0.0142	0.0146		0.513	0.500	2.6	20.0
PCB-1242 Peak 2	Ave	0.0259	0.0266		0.513	0.500	2.6	20.0
PCB-1242 Peak 3	Ave	0.0553	0.0523		0.473	0.500	-5.3	20.0
PCB-1242 Peak 4	Ave	0.0234	0.0258		0.550	0.500	10.1	20.0
PCB-1242 Peak 5	Ave	0.0254	0.0271		0.533	0.500	6.6	20.0

FORM VII
PCBS CONTINUING CALIBRATION RETENTION TIME SUMMARY

Lab Name: TestAmerica Canton Job No.: 240-87740-1

SDG No.:

Lab Sample ID: ICV 240-303275/36 Calibration Date: 11/14/2017 03:45

Instrument ID: A2HP10 Calib Start Date: 11/13/2017 19:24

GC Column: CLP-1 (0.53mm) ID: 0.53(mm) Calib End Date: 11/13/2017 21:01

Lab File ID: P10111336.D

Analyte	RT	RT WINDOW	
		FROM	TO
PCB-1242 Peak 1	3.97	3.96	3.99
PCB-1242 Peak 2	4.61	4.59	4.63
PCB-1242 Peak 3	5.35	5.34	5.38
PCB-1242 Peak 4	5.56	5.54	5.58
PCB-1242 Peak 5	6.15	6.14	6.18

FORM VII
PCBS CONTINUING CALIBRATION DATA

Lab Name: TestAmerica Canton Job No.: 240-87740-1

SDG No.:

Lab Sample ID: ICV 240-303275/36 Calibration Date: 11/14/2017 03:45

Instrument ID: A2HP10 Calib Start Date: 11/13/2017 19:24

GC Column: CLP-2 (0.53mm) ID: 0.53(mm) Calib End Date: 11/13/2017 21:01

Lab File ID: P10111336.D Conc. Units: ng/uL

ANALYTE	CURVE TYPE	AVE RRF	RRF	MIN RRF	CALC AMOUNT	SPIKE AMOUNT	%D	MAX %D
PCB-1242 Peak 1	Ave	0.0144	0.0148		0.512	0.500	2.4	20.0
PCB-1242 Peak 2	Ave	0.0275	0.0288		0.524	0.500	4.8	20.0
PCB-1242 Peak 3	Ave	0.0577	0.0627		0.543	0.500	8.6	20.0
PCB-1242 Peak 4	Ave	0.0254	0.0276		0.543	0.500	8.6	20.0
PCB-1242 Peak 5	Ave	0.0200	0.0212		0.530	0.500	6.1	20.0

FORM VII
PCBS CONTINUING CALIBRATION RETENTION TIME SUMMARY

Lab Name: TestAmerica Canton Job No.: 240-87740-1

SDG No.:

Lab Sample ID: ICV 240-303275/36 Calibration Date: 11/14/2017 03:45

Instrument ID: A2HP10 Calib Start Date: 11/13/2017 19:24

GC Column: CLP-2 (0.53mm) ID: 0.53(mm) Calib End Date: 11/13/2017 21:01

Lab File ID: P10111336.D

Analyte	RT	RT WINDOW	
		FROM	TO
PCB-1242 Peak 1	5.08	5.06	5.10
PCB-1242 Peak 2	5.74	5.73	5.77
PCB-1242 Peak 3	6.41	6.39	6.43
PCB-1242 Peak 4	6.60	6.58	6.62
PCB-1242 Peak 5	7.24	7.22	7.26

FORM VII
PCBS CONTINUING CALIBRATION DATA

Lab Name: TestAmerica Canton Job No.: 240-87740-1

SDG No.:

Lab Sample ID: ICV 240-303275/37 Calibration Date: 11/14/2017 04:04

Instrument ID: A2HP10 Calib Start Date: 11/13/2017 21:21

GC Column: CLP-1 (0.53mm) ID: 0.53(mm) Calib End Date: 11/13/2017 22:57

Lab File ID: P10111337.D Conc. Units: ng/uL

ANALYTE	CURVE TYPE	AVE RRF	RRF	MIN RRF	CALC AMOUNT	SPIKE AMOUNT	%D	MAX %D
PCB-1248 Peak 1	Ave	0.0145	0.0140		0.482	0.500	-3.5	20.0
PCB-1248 Peak 2	Ave	0.0369	0.0351		0.475	0.500	-4.9	20.0
PCB-1248 Peak 3	Ave	0.0396	0.0418		0.528	0.500	5.6	20.0
PCB-1248 Peak 4	Ave	0.0204	0.0249		0.612	0.500	22.5*	20.0
PCB-1248 Peak 5	Ave	0.0195	0.0197		0.505	0.500	1.0	20.0

Avg. %D < 20% ✓

FORM VII
PCBS CONTINUING CALIBRATION RETENTION TIME SUMMARY

Lab Name: TestAmerica Canton Job No.: 240-87740-1

SDG No.:

Lab Sample ID: ICV 240-303275/37 Calibration Date: 11/14/2017 04:04

Instrument ID: A2HP10 Calib Start Date: 11/13/2017 21:21

GC Column: CLP-1 (0.53mm) ID: 0.53(mm) Calib End Date: 11/13/2017 22:57

Lab File ID: P10111337.D

Analyte	RT	RT WINDOW	
		FROM	TO
PCB-1248 Peak 1	4.61	4.59	4.63
PCB-1248 Peak 2	5.35	5.33	5.37
PCB-1248 Peak 3	6.15	6.14	6.18
PCB-1248 Peak 4	6.96	6.95	6.99
PCB-1248 Peak 5	7.52	7.50	7.54

FORM VII
PCBS CONTINUING CALIBRATION DATA

Lab Name: TestAmerica Canton Job No.: 240-87740-1

SDG No.:

Lab Sample ID: ICV 240-303275/37 Calibration Date: 11/14/2017 04:04

Instrument ID: A2HP10 Calib Start Date: 11/13/2017 21:21

GC Column: CLP-2 (0.53mm) ID: 0.53(mm) Calib End Date: 11/13/2017 22:57

Lab File ID: P10111337.D Conc. Units: ng/uL

ANALYTE	CURVE TYPE	AVE RRF	RRF	MIN RRF	CALC AMOUNT	SPIKE AMOUNT	%D	MAX %D
PCB-1248 Peak 1	Ave	0.0160	0.0165		0.516	0.500	3.2	20.0
PCB-1248 Peak 2	Ave	0.0392	0.0476		0.606	0.500	21.3*	20.0
PCB-1248 Peak 3	Ave	0.0313	0.0329		0.525	0.500	5.0	20.0
PCB-1248 Peak 4	Ave	0.0384	0.0469		0.611	0.500	22.2*	20.0
PCB-1248 Peak 5	Ave	0.0210	0.0191		0.455	0.500	-9.1	20.0

Avg. %D < 20%

FORM VII
PCBS CONTINUING CALIBRATION RETENTION TIME SUMMARY

Lab Name: TestAmerica Canton Job No.: 240-87740-1

SDG No.:

Lab Sample ID: ICV 240-303275/37 Calibration Date: 11/14/2017 04:04

Instrument ID: A2HP10 Calib Start Date: 11/13/2017 21:21

GC Column: CLP-2 (0.53mm) ID: 0.53(mm) Calib End Date: 11/13/2017 22:57

Lab File ID: P10111337.D

Analyte	RT	RT WINDOW	
		FROM	TO
PCB-1248 Peak 1	5.74	5.72	5.76
PCB-1248 Peak 2	6.41	6.39	6.43
PCB-1248 Peak 3	7.24	7.22	7.26
PCB-1248 Peak 4	7.78	7.77	7.80
PCB-1248 Peak 5	8.58	8.56	8.60

FORM VII
PCBS CONTINUING CALIBRATION DATA

Lab Name: TestAmerica Canton Job No.: 240-87740-1

SDG No.:

Lab Sample ID: ICV 240-303275/38 Calibration Date: 11/14/2017 04:24

Instrument ID: A2HP10 Calib Start Date: 11/13/2017 23:17

GC Column: CLP-1 (0.53mm) ID: 0.53(mm) Calib End Date: 11/14/2017 00:53

Lab File ID: P10111338.D Conc. Units: ng/uL

ANALYTE	CURVE TYPE	AVE RRF	RRF	MIN RRF	CALC AMOUNT	SPIKE AMOUNT	%D	MAX %D
PCB-1254 Peak 1	Ave	0.0431	0.0352		0.409	0.500	-18.2	20.0
PCB-1254 Peak 2	Ave	0.0605	0.0493		0.408	0.500	-18.4	20.0
PCB-1254 Peak 3	Ave	0.0464	0.0406		0.437	0.500	-12.6	20.0
PCB-1254 Peak 4	Ave	0.0416	0.0363		0.436	0.500	-12.8	20.0
PCB-1254 Peak 5	Ave	0.0615	0.0567		0.461	0.500	-7.8	20.0

FORM VII
PCBS CONTINUING CALIBRATION RETENTION TIME SUMMARY

Lab Name: TestAmerica Canton Job No.: 240-87740-1

SDG No.:

Lab Sample ID: ICV 240-303275/38 Calibration Date: 11/14/2017 04:24

Instrument ID: A2HP10 Calib Start Date: 11/13/2017 23:17

GC Column: CLP-1 (0.53mm) ID: 0.53(mm) Calib End Date: 11/14/2017 00:53

Lab File ID: P10111338.D

Analyte	RT	RT WINDOW	
		FROM	TO
PCB-1254 Peak 1	7.02	7.01	7.05
PCB-1254 Peak 2	7.51	7.50	7.54
PCB-1254 Peak 3	7.86	7.85	7.89
PCB-1254 Peak 4	8.09	8.08	8.11
PCB-1254 Peak 5	8.42	8.41	8.45

FORM VII
PCBS CONTINUING CALIBRATION DATA

Lab Name: TestAmerica Canton Job No.: 240-87740-1

SDG No.:

Lab Sample ID: ICV 240-303275/38 Calibration Date: 11/14/2017 04:24

Instrument ID: A2HP10 Calib Start Date: 11/13/2017 23:17

GC Column: CLP-2 (0.53mm) ID: 0.53(mm) Calib End Date: 11/14/2017 00:53

Lab File ID: P10111338.D Conc. Units: ng/uL

ANALYTE	CURVE TYPE	AVE RRF	RRF	MIN RRF	CALC AMOUNT	SPIKE AMOUNT	%D	MAX %D
PCB-1254 Peak 1	Ave	0.0377	0.0296		0.392	0.500	-21.6*	20.0
PCB-1254 Peak 2	Ave	0.0421	0.0345		0.410	0.500	-18.0	20.0
PCB-1254 Peak 3	Ave	0.0640	0.0450		0.351	0.500	-29.7*	20.0
PCB-1254 Peak 4	Ave	0.0460	0.0389		0.423	0.500	-15.5	20.0
PCB-1254 Peak 5	Ave	0.0635	0.0556		0.438	0.500	-12.4	20.0

Avg. %D < 20% ✓

FORM VII
PCBS CONTINUING CALIBRATION RETENTION TIME SUMMARY

Lab Name: TestAmerica Canton Job No.: 240-87740-1

SDG No.:

Lab Sample ID: ICV 240-303275/38 Calibration Date: 11/14/2017 04:24

Instrument ID: A2HP10 Calib Start Date: 11/13/2017 23:17

GC Column: CLP-2 (0.53mm) ID: 0.53(mm) Calib End Date: 11/14/2017 00:53

Lab File ID: P10111338.D

Analyte	RT	RT WINDOW	
		FROM	TO
PCB-1254 Peak 1	7.78	7.76	7.79
PCB-1254 Peak 2	8.03	8.01	8.05
PCB-1254 Peak 3	8.58	8.56	8.60
PCB-1254 Peak 4	8.86	8.84	8.88
PCB-1254 Peak 5	9.49	9.48	9.51

FORM VII
PCBS CONTINUING CALIBRATION DATA

Lab Name: TestAmerica Canton Job No.: 240-87740-1

SDG No.:

Lab Sample ID: ICV 240-303275/39 Calibration Date: 11/14/2017 04:43

Instrument ID: A2HP10 Calib Start Date: 11/14/2017 01:12

GC Column: CLP-1 (0.53mm) ID: 0.53(mm) Calib End Date: 11/14/2017 02:48

Lab File ID: P10111339.D Conc. Units: ng/uL

ANALYTE	CURVE TYPE	AVE RRF	RRF	MIN RRF	CALC AMOUNT	SPIKE AMOUNT	%D	MAX %D
PCB-1016 Peak 1	Ave	0.0213	0.0187		0.438	0.500	-12.3	20.0
PCB-1016 Peak 2	Ave	0.0378	0.0350		0.462	0.500	-7.5	20.0
PCB-1016 Peak 3	Ave	0.0830	0.0704		0.425	0.500	-15.1	20.0
PCB-1016 Peak 4	Ave	0.0354	0.0346		0.488	0.500	-2.3	20.0
PCB-1016 Peak 5	Ave	0.0376	0.0348		0.463	0.500	-7.4	20.0
PCB-1260 Peak 1	Ave	0.0556	0.0501		0.450	0.500	-10.0	20.0
PCB-1260 Peak 2	Ave	0.1028	0.0944		0.459	0.500	-8.1	20.0
PCB-1260 Peak 3	Ave	0.0980	0.0890		0.454	0.500	-9.2	20.0
PCB-1260 Peak 4	Ave	0.1489	0.1351		0.454	0.500	-9.3	20.0
PCB-1260 Peak 5	Ave	0.0634	0.0649		0.511	0.500	2.3	20.0
Tetrachloro-m-xylene	Ave	0.9855	0.8733		0.0222	0.0250	-11.4	20.0
DCB Decachlorobiphenyl	Ave	1.199	1.016		0.0212	0.0250	-15.2	20.0

FORM VII
PCBS CONTINUING CALIBRATION RETENTION TIME SUMMARY

Lab Name: TestAmerica Canton Job No.: 240-87740-1

SDG No.:

Lab Sample ID: ICV 240-303275/39 Calibration Date: 11/14/2017 04:43

Instrument ID: A2HP10 Calib Start Date: 11/14/2017 01:12

GC Column: CLP-1 (0.53mm) ID: 0.53(mm) Calib End Date: 11/14/2017 02:48

Lab File ID: P10111339.D

Analyte	RT	RT WINDOW	
		FROM	TO
PCB-1016 Peak 1	3.97	3.95	3.99
PCB-1016 Peak 2	4.61	4.60	4.63
PCB-1016 Peak 3	5.35	5.34	5.37
PCB-1016 Peak 4	5.55	5.54	5.58
PCB-1016 Peak 5	6.15	6.14	6.17
PCB-1260 Peak 1	7.75	7.73	7.77
PCB-1260 Peak 2	8.09	8.07	8.11
PCB-1260 Peak 3	8.42	8.41	8.44
PCB-1260 Peak 4	9.22	9.20	9.24
PCB-1260 Peak 5	9.54	9.53	9.56
Tetrachloro-m-xylene	3.21	3.19	3.23
DCB Decachlorobiphenyl	10.76	10.74	10.78

FORM VII
PCBS CONTINUING CALIBRATION DATA

Lab Name: TestAmerica Canton Job No.: 240-87740-1

SDG No.:

Lab Sample ID: ICV 240-303275/39 Calibration Date: 11/14/2017 04:43

Instrument ID: A2HP10 Calib Start Date: 11/14/2017 01:12

GC Column: CLP-2 (0.53mm) ID: 0.53(mm) Calib End Date: 11/14/2017 02:48

Lab File ID: P10111339.D Conc. Units: ng/uL

ANALYTE	CURVE TYPE	AVE RRF	RRF	MIN RRF	CALC AMOUNT	SPIKE AMOUNT	%D	MAX %D
PCB-1016 Peak 1	Ave	0.0210	0.0191		0.454	0.500	-9.2	20.0
PCB-1016 Peak 2	Ave	0.0401	0.0390		0.487	0.500	-2.6	20.0
PCB-1016 Peak 3	Ave	0.0878	0.0865		0.493	0.500	-1.5	20.0
PCB-1016 Peak 4	Ave	0.0383	0.0374		0.489	0.500	-2.2	20.0
PCB-1016 Peak 5	Ave	0.0293	0.0272		0.463	0.500	-7.5	20.0
PCB-1260 Peak 1	Ave	0.0579	0.0504		0.435	0.500	-13.0	20.0
PCB-1260 Peak 2	Ave	0.0685	0.0612		0.447	0.500	-10.6	20.0
PCB-1260 Peak 3	Ave	0.0977	0.0841		0.430	0.500	-14.0	20.0
PCB-1260 Peak 4	Ave	0.1315	0.1141		0.434	0.500	-13.2	20.0
PCB-1260 Peak 5	Ave	0.0917	0.0880		0.480	0.500	-4.0	20.0
Tetrachloro-m-xylene	Ave	0.997	0.8923		0.0224	0.0250	-10.5	20.0
DCB Decachlorobiphenyl	Ave	1.006	0.8574		0.0213	0.0250	-14.7	20.0

FORM VII
PCBS CONTINUING CALIBRATION RETENTION TIME SUMMARY

Lab Name: TestAmerica Canton Job No.: 240-87740-1

SDG No.:

Lab Sample ID: ICV 240-303275/39 Calibration Date: 11/14/2017 04:43

Instrument ID: A2HP10 Calib Start Date: 11/14/2017 01:12

GC Column: CLP-2 (0.53mm) ID: 0.53(mm) Calib End Date: 11/14/2017 02:48

Lab File ID: P10111339.D

Analyte	RT	RT WINDOW	
		FROM	TO
PCB-1016 Peak 1	5.08	5.06	5.10
PCB-1016 Peak 2	5.74	5.73	5.76
PCB-1016 Peak 3	6.41	6.39	6.43
PCB-1016 Peak 4	6.60	6.58	6.62
PCB-1016 Peak 5	7.24	7.22	7.26
PCB-1260 Peak 1	8.82	8.80	8.84
PCB-1260 Peak 2	9.07	9.06	9.10
PCB-1260 Peak 3	9.49	9.47	9.51
PCB-1260 Peak 4	10.24	10.22	10.26
PCB-1260 Peak 5	10.63	10.61	10.65
Tetrachloro-m-xylene	4.11	4.09	4.13
DCB Decachlorobiphenyl	11.74	11.72	11.76

FORM VII
PCBS CONTINUING CALIBRATION DATA

Lab Name: TestAmerica Canton Job No.: 240-87740-1

SDG No.:

Lab Sample ID: ICV 240-303275/40 Calibration Date: 11/14/2017 05:02

Instrument ID: A2HP10 Calib Start Date: 11/13/2017 17:28

GC Column: CLP-1 (0.53mm) ID: 0.53(mm) Calib End Date: 11/13/2017 19:05

Lab File ID: P10111340.D Conc. Units: ng/uL

ANALYTE	CURVE TYPE	AVE RRF	RRF	MIN RRF	CALC AMOUNT	SPIKE AMOUNT	%D	MAX %D
PCB-1262 Peak 1	Ave	0.0351	0.0349		0.497	0.500	-0.6	20.0
PCB-1262 Peak 2	Ave	0.0659	0.0682		0.517	0.500	3.4	20.0
PCB-1262 Peak 3	Ave	0.0571	0.0600		0.525	0.500	5.1	20.0
PCB-1262 Peak 4	Ave	0.1410	0.1451		0.514	0.500	2.9	20.0
PCB-1262 Peak 5	Ave	0.0574	0.0574		0.500	0.500	0.0	20.0

FORM VII
PCBS CONTINUING CALIBRATION RETENTION TIME SUMMARY

Lab Name: TestAmerica Canton Job No.: 240-87740-1

SDG No.:

Lab Sample ID: ICV 240-303275/40 Calibration Date: 11/14/2017 05:02

Instrument ID: A2HP10 Calib Start Date: 11/13/2017 17:28

GC Column: CLP-1 (0.53mm) ID: 0.53(mm) Calib End Date: 11/13/2017 19:05

Lab File ID: P10111340.D

Analyte	RT	RT WINDOW	
		FROM	TO
PCB-1262 Peak 1	7.75	7.73	7.77
PCB-1262 Peak 2	8.56	8.55	8.59
PCB-1262 Peak 3	8.85	8.84	8.87
PCB-1262 Peak 4	9.22	9.21	9.25
PCB-1262 Peak 5	9.59	9.58	9.61

FORM VII
PCBS CONTINUING CALIBRATION DATA

Lab Name: TestAmerica Canton Job No.: 240-87740-1

SDG No.:

Lab Sample ID: ICV 240-303275/40 Calibration Date: 11/14/2017 05:02

Instrument ID: A2HP10 Calib Start Date: 11/13/2017 17:28

GC Column: CLP-2 (0.53mm) ID: 0.53(mm) Calib End Date: 11/13/2017 19:05

Lab File ID: P10111340.D Conc. Units: ng/uL

ANALYTE	CURVE TYPE	AVE RRF	RRF	MIN RRF	CALC AMOUNT	SPIKE AMOUNT	%D	MAX %D
PCB-1262 Peak 1	Ave	0.0381	0.0353		0.463	0.500	-7.5	20.0
PCB-1262 Peak 2	Ave	0.0634	0.0641		0.506	0.500	1.2	20.0
PCB-1262 Peak 3	Ave	0.0557	0.0550		0.494	0.500	-1.1	20.0
PCB-1262 Peak 4	Ave	0.1234	0.1023		0.414	0.500	-17.1	20.0
PCB-1262 Peak 5	Ave	0.0877	0.0890		0.507	0.500	1.4	20.0

FORM VII
PCBS CONTINUING CALIBRATION RETENTION TIME SUMMARY

Lab Name: TestAmerica Canton Job No.: 240-87740-1

SDG No.:

Lab Sample ID: ICV 240-303275/40 Calibration Date: 11/14/2017 05:02

Instrument ID: A2HP10 Calib Start Date: 11/13/2017 17:28

GC Column: CLP-2 (0.53mm) ID: 0.53(mm) Calib End Date: 11/13/2017 19:05

Lab File ID: P10111340.D

Analyte	RT	RT WINDOW	
		FROM	TO
PCB-1262 Peak 1	8.82	8.80	8.84
PCB-1262 Peak 2	9.60	9.58	9.62
PCB-1262 Peak 3	9.95	9.93	9.97
PCB-1262 Peak 4	10.24	10.23	10.26
PCB-1262 Peak 5	10.63	10.61	10.65

FORM VII
PCBS CONTINUING CALIBRATION DATA

Lab Name: TestAmerica Canton Job No.: 240-87740-1

SDG No.:

Lab Sample ID: ICV 240-303275/41 Calibration Date: 11/14/2017 05:21

Instrument ID: A2HP10 Calib Start Date: 11/13/2017 19:24

GC Column: CLP-1 (0.53mm) ID: 0.53(mm) Calib End Date: 11/13/2017 21:01

Lab File ID: P10111341.D Conc. Units: ng/uL

ANALYTE	CURVE TYPE	AVE RRF	RRF	MIN RRF	CALC AMOUNT	SPIKE AMOUNT	%D	MAX %D
PCB-1268 Peak 1	Ave	0.1532	0.1594		0.520	0.500	4.0	20.0
PCB-1268 Peak 2	Ave	0.1634	0.1773		0.543	0.500	8.5	20.0
PCB-1268 Peak 3	Ave	0.1358	0.1214		0.447	0.500	-10.6	20.0
PCB-1268 Peak 4	Ave	0.0587	0.0591		0.504	0.500	0.7	20.0
PCB-1268 Peak 5	Ave	0.4320	0.3116		0.361	0.500	-27.9*	20.0

Avg. %D < 20%

FORM VII
PCBS CONTINUING CALIBRATION RETENTION TIME SUMMARY

Lab Name: TestAmerica Canton Job No.: 240-87740-1

SDG No.:

Lab Sample ID: ICV 240-303275/41 Calibration Date: 11/14/2017 05:21

Instrument ID: A2HP10 Calib Start Date: 11/13/2017 19:24

GC Column: CLP-1 (0.53mm) ID: 0.53(mm) Calib End Date: 11/13/2017 21:01

Lab File ID: P10111341.D

Analyte	RT	RT WINDOW	
		FROM	TO
PCB-1268 Peak 1	9.59	9.58	9.61
PCB-1268 Peak 2	9.63	9.62	9.66
PCB-1268 Peak 3	9.85	9.84	9.88
PCB-1268 Peak 4	10.27	10.25	10.29
PCB-1268 Peak 5	10.57	10.55	10.59

FORM VII
PCBS CONTINUING CALIBRATION DATA

Lab Name: TestAmerica Canton Job No.: 240-87740-1

SDG No.:

Lab Sample ID: ICV 240-303275/41 Calibration Date: 11/14/2017 05:21

Instrument ID: A2HP10 Calib Start Date: 11/13/2017 19:24

GC Column: CLP-2 (0.53mm) ID: 0.53(mm) Calib End Date: 11/13/2017 21:01

Lab File ID: P10111341.D Conc. Units: ng/uL

ANALYTE	CURVE TYPE	AVE RRF	RRF	MIN RRF	CALC AMOUNT	SPIKE AMOUNT	%D	MAX %D
PCB-1268 Peak 1	Ave	0.1457	0.1489		0.511	0.500	2.2	20.0
PCB-1268 Peak 2	Ave	0.1452	0.1590		0.548	0.500	9.5	20.0
PCB-1268 Peak 3	Ave	0.1219	0.1086		0.445	0.500	-10.9	20.0
PCB-1268 Peak 4	Ave	0.0525	0.0525		0.500	0.500	-0.0	20.0
PCB-1268 Peak 5	Ave	0.3732	0.3193		0.428	0.500	-14.4	20.0

FORM VII
PCBS CONTINUING CALIBRATION RETENTION TIME SUMMARY

Lab Name: TestAmerica Canton Job No.: 240-87740-1

SDG No.:

Lab Sample ID: ICV 240-303275/41 Calibration Date: 11/14/2017 05:21

Instrument ID: A2HP10 Calib Start Date: 11/13/2017 19:24

GC Column: CLP-2 (0.53mm) ID: 0.53(mm) Calib End Date: 11/13/2017 21:01

Lab File ID: P10111341.D

Analyte	RT	RT WINDOW	
		FROM	TO
PCB-1268 Peak 1	10.62	10.61	10.64
PCB-1268 Peak 2	10.67	10.65	10.69
PCB-1268 Peak 3	10.92	10.90	10.94
PCB-1268 Peak 4	11.20	11.19	11.23
PCB-1268 Peak 5	11.51	11.49	11.53

FORM VII
PCBS CONTINUING CALIBRATION DATA

Lab Name: TestAmerica Canton Job No.: 240-87740-1

SDG No.:

Lab Sample ID: CCV 240-304093/3 Calibration Date: 11/17/2017 15:03

Instrument ID: A2HP10 Calib Start Date: 11/14/2017 01:12

GC Column: CLP-1 (0.53mm) ID: 0.53(mm) Calib End Date: 11/14/2017 02:48

Lab File ID: P10111703.D Conc. Units: ng/uL

ANALYTE	CURVE TYPE	AVE RRF	RRF	MIN RRF	CALC AMOUNT	SPIKE AMOUNT	%D	MAX %D
PCB-1016 Peak 1	Ave	0.0213	0.0192		0.450	0.500	-10.0	20.0
PCB-1016 Peak 2	Ave	0.0378	0.0353		0.467	0.500	-6.6	20.0
PCB-1016 Peak 3	Ave	0.0830	0.0825		0.497	0.500	-0.6	20.0
PCB-1016 Peak 4	Ave	0.0354	0.0365		0.514	0.500	2.9	20.0
PCB-1016 Peak 5	Ave	0.0376	0.0357		0.475	0.500	-5.0	20.0
PCB-1260 Peak 1	Ave	0.0556	0.0542		0.488	0.500	-2.4	20.0
PCB-1260 Peak 2	Ave	0.1028	0.1025		0.499	0.500	-0.3	20.0
PCB-1260 Peak 3	Ave	0.0980	0.0998		0.510	0.500	1.9	20.0
PCB-1260 Peak 4	Ave	0.1489	0.1477		0.496	0.500	-0.9	20.0
PCB-1260 Peak 5	Ave	0.0634	0.0633		0.499	0.500	-0.2	20.0
Tetrachloro-m-xylene	Ave	0.9855	0.9048		0.0230	0.0250	-8.2	20.0
DCB Decachlorobiphenyl	Ave	1.199	1.060		0.0221	0.0250	-11.6	20.0

FORM VII
PCBS CONTINUING CALIBRATION RETENTION TIME SUMMARY

Lab Name: TestAmerica Canton Job No.: 240-87740-1

SDG No.:

Lab Sample ID: CCV 240-304093/3 Calibration Date: 11/17/2017 15:03

Instrument ID: A2HP10 Calib Start Date: 11/14/2017 01:12

GC Column: CLP-1 (0.53mm) ID: 0.53(mm) Calib End Date: 11/14/2017 02:48

Lab File ID: P10111703.D

Analyte	RT	RT WINDOW	
		FROM	TO
PCB-1016 Peak 1	3.97	3.96	3.99
PCB-1016 Peak 2	4.62	4.60	4.64
PCB-1016 Peak 3	5.36	5.34	5.38
PCB-1016 Peak 4	5.56	5.54	5.58
PCB-1016 Peak 5	6.16	6.14	6.18
PCB-1260 Peak 1	7.75	7.73	7.77
PCB-1260 Peak 2	8.10	8.08	8.11
PCB-1260 Peak 3	8.42	8.41	8.44
PCB-1260 Peak 4	9.22	9.20	9.24
PCB-1260 Peak 5	9.55	9.53	9.57
Tetrachloro-m-xylene	3.21	3.20	3.23
DCB Decachlorobiphenyl	10.76	10.74	10.78

FORM VII
PCBS CONTINUING CALIBRATION DATA

Lab Name: TestAmerica Canton Job No.: 240-87740-1

SDG No.:

Lab Sample ID: CCV 240-304093/4 Calibration Date: 11/17/2017 15:22

Instrument ID: A2HP10 Calib Start Date: 11/13/2017 17:28

GC Column: CLP-1 (0.53mm) ID: 0.53(mm) Calib End Date: 11/13/2017 19:05

Lab File ID: P10111704.D Conc. Units: ng/uL

ANALYTE	CURVE TYPE	AVE RRF	RRF	MIN RRF	CALC AMOUNT	SPIKE AMOUNT	%D	MAX %D
PCB-1232 Peak 1	Ave	0.0194	0.0183		0.473	0.500	-5.4	20.0
PCB-1232 Peak 2	Ave	0.0145	0.0134		0.463	0.500	-7.4	20.0
PCB-1232 Peak 3	Ave	0.0313	0.0298		0.477	0.500	-4.5	20.0
PCB-1232 Peak 4	Ave	0.0136	0.0132		0.487	0.500	-2.5	20.0
PCB-1232 Peak 5	Ave	0.0128	0.0122		0.474	0.500	-5.1	20.0
PCB-1262 Peak 1	Ave	0.0351	0.0332		0.473	0.500	-5.5	20.0
PCB-1262 Peak 2	Ave	0.0659	0.0642		0.487	0.500	-2.6	20.0
PCB-1262 Peak 3	Ave	0.0571	0.0563		0.493	0.500	-1.3	20.0
PCB-1262 Peak 4	Ave	0.1410	0.1384		0.491	0.500	-1.9	20.0
PCB-1262 Peak 5	Ave	0.0574	0.0547		0.476	0.500	-4.7	20.0

FORM VII
PCBS CONTINUING CALIBRATION RETENTION TIME SUMMARY

Lab Name: TestAmerica Canton Job No.: 240-87740-1

SDG No.:

Lab Sample ID: CCV 240-304093/4 Calibration Date: 11/17/2017 15:22

Instrument ID: A2HP10 Calib Start Date: 11/13/2017 17:28

GC Column: CLP-1 (0.53mm) ID: 0.53(mm) Calib End Date: 11/13/2017 19:05

Lab File ID: P10111704.D

Analyte	RT	RT WINDOW	
		FROM	TO
PCB-1232 Peak 1	3.98	3.96	4.00
PCB-1232 Peak 2	4.62	4.60	4.64
PCB-1232 Peak 3	5.36	5.34	5.38
PCB-1232 Peak 4	5.56	5.54	5.58
PCB-1232 Peak 5	6.16	6.14	6.18
PCB-1262 Peak 1	7.75	7.73	7.77
PCB-1262 Peak 2	8.57	8.55	8.59
PCB-1262 Peak 3	8.85	8.83	8.87
PCB-1262 Peak 4	9.22	9.20	9.24
PCB-1262 Peak 5	9.59	9.57	9.61

FORM VII
PCBS CONTINUING CALIBRATION DATA

Lab Name: TestAmerica Canton Job No.: 240-87740-1

SDG No.:

Lab Sample ID: CCV 240-304093/5 Calibration Date: 11/17/2017 15:41

Instrument ID: A2HP10 Calib Start Date: 11/13/2017 19:24

GC Column: CLP-1 (0.53mm) ID: 0.53(mm) Calib End Date: 11/13/2017 21:01

Lab File ID: P10111705.D Conc. Units: ng/uL

ANALYTE	CURVE TYPE	AVE RRF	RRF	MIN RRF	CALC AMOUNT	SPIKE AMOUNT	%D	MAX %D
PCB-1242 Peak 1	Ave	0.0142	0.0132		0.465	0.500	-7.0	20.0
PCB-1242 Peak 2	Ave	0.0259	0.0240		0.463	0.500	-7.3	20.0
PCB-1242 Peak 3	Ave	0.0553	0.0543		0.491	0.500	-1.8	20.0
PCB-1242 Peak 4	Ave	0.0234	0.0243		0.518	0.500	3.6	20.0
PCB-1242 Peak 5	Ave	0.0254	0.0241		0.474	0.500	-5.2	20.0
PCB-1268 Peak 1	Ave	0.1532	0.1531		0.500	0.500	-0.0	20.0
PCB-1268 Peak 2	Ave	0.1634	0.1550		0.474	0.500	-5.1	20.0
PCB-1268 Peak 3	Ave	0.1358	0.1316		0.485	0.500	-3.1	20.0
PCB-1268 Peak 4	Ave	0.0587	0.0564		0.480	0.500	-3.9	20.0
PCB-1268 Peak 5	Ave	0.4320	0.4201		0.486	0.500	-2.8	20.0

FORM VII
PCBS CONTINUING CALIBRATION RETENTION TIME SUMMARY

Lab Name: TestAmerica Canton Job No.: 240-87740-1

SDG No.:

Lab Sample ID: CCV 240-304093/5 Calibration Date: 11/17/2017 15:41

Instrument ID: A2HP10 Calib Start Date: 11/13/2017 19:24

GC Column: CLP-1 (0.53mm) ID: 0.53(mm) Calib End Date: 11/13/2017 21:01

Lab File ID: P10111705.D

Analyte	RT	RT WINDOW	
		FROM	TO
PCB-1242 Peak 1	3.98	3.96	4.00
PCB-1242 Peak 2	4.62	4.60	4.64
PCB-1242 Peak 3	5.36	5.34	5.38
PCB-1242 Peak 4	5.56	5.54	5.58
PCB-1242 Peak 5	6.16	6.14	6.18
PCB-1268 Peak 1	9.59	9.57	9.61
PCB-1268 Peak 2	9.64	9.62	9.66
PCB-1268 Peak 3	9.86	9.84	9.88
PCB-1268 Peak 4	10.27	10.25	10.29
PCB-1268 Peak 5	10.57	10.55	10.59

FORM VII
PCBS CONTINUING CALIBRATION DATA

Lab Name: TestAmerica Canton Job No.: 240-87740-1

SDG No.:

Lab Sample ID: CCV 240-304093/6 Calibration Date: 11/17/2017 16:01

Instrument ID: A2HP10 Calib Start Date: 11/13/2017 21:21

GC Column: CLP-1 (0.53mm) ID: 0.53(mm) Calib End Date: 11/13/2017 22:57

Lab File ID: P10111706.D Conc. Units: ng/uL

ANALYTE	CURVE TYPE	AVE RRF	RRF	MIN RRF	CALC AMOUNT	SPIKE AMOUNT	%D	MAX %D
PCB-1248 Peak 1	Ave	0.0145	0.0132		0.457	0.500	-8.6	20.0
PCB-1248 Peak 2	Ave	0.0369	0.0355		0.481	0.500	-3.8	20.0
PCB-1248 Peak 3	Ave	0.0396	0.0367		0.463	0.500	-7.4	20.0
PCB-1248 Peak 4	Ave	0.0204	0.0196		0.481	0.500	-3.9	20.0
PCB-1248 Peak 5	Ave	0.0195	0.0185		0.475	0.500	-5.0	20.0

FORM VII
PCBS CONTINUING CALIBRATION RETENTION TIME SUMMARY

Lab Name: TestAmerica Canton Job No.: 240-87740-1

SDG No.:

Lab Sample ID: CCV 240-304093/6 Calibration Date: 11/17/2017 16:01

Instrument ID: A2HP10 Calib Start Date: 11/13/2017 21:21

GC Column: CLP-1 (0.53mm) ID: 0.53(mm) Calib End Date: 11/13/2017 22:57

Lab File ID: P10111706.D

Analyte	RT	RT WINDOW	
		FROM	TO
PCB-1248 Peak 1	4.62	4.60	4.63
PCB-1248 Peak 2	5.36	5.34	5.37
PCB-1248 Peak 3	6.16	6.14	6.18
PCB-1248 Peak 4	6.96	6.94	6.98
PCB-1248 Peak 5	7.52	7.50	7.54

FORM VII
PCBS CONTINUING CALIBRATION DATA

Lab Name: TestAmerica Canton Job No.: 240-87740-1

SDG No.:

Lab Sample ID: CCV 240-304093/7 Calibration Date: 11/17/2017 16:20

Instrument ID: A2HP10 Calib Start Date: 11/13/2017 23:17

GC Column: CLP-1 (0.53mm) ID: 0.53(mm) Calib End Date: 11/14/2017 00:53

Lab File ID: P10111707.D Conc. Units: ng/uL

ANALYTE	CURVE TYPE	AVE RRF	RRF	MIN RRF	CALC AMOUNT	SPIKE AMOUNT	%D	MAX %D
PCB-1221 Peak 1	Ave	0.0100	0.0093		0.466	0.500	-6.9	20.0
PCB-1221 Peak 2	Ave	0.0061	0.0057		0.463	0.500	-7.3	20.0
PCB-1221 Peak 3	Ave	0.0240	0.0216		0.451	0.500	-9.9	20.0
PCB-1254 Peak 1	Ave	0.0431	0.0430		0.499	0.500	-0.2	20.0
PCB-1254 Peak 2	Ave	0.0605	0.0610		0.504	0.500	0.9	20.0
PCB-1254 Peak 3	Ave	0.0464	0.0472		0.509	0.500	1.7	20.0
PCB-1254 Peak 4	Ave	0.0416	0.0416		0.500	0.500	0.0	20.0
PCB-1254 Peak 5	Ave	0.0615	0.0627		0.510	0.500	2.0	20.0

FORM VII
PCBS CONTINUING CALIBRATION RETENTION TIME SUMMARY

Lab Name: TestAmerica Canton Job No.: 240-87740-1

SDG No.:

Lab Sample ID: CCV 240-304093/7 Calibration Date: 11/17/2017 16:20

Instrument ID: A2HP10 Calib Start Date: 11/13/2017 23:17

GC Column: CLP-1 (0.53mm) ID: 0.53(mm) Calib End Date: 11/14/2017 00:53

Lab File ID: P10111707.D

Analyte	RT	RT WINDOW	
		FROM	TO
PCB-1221 Peak 1	3.63	3.61	3.64
PCB-1221 Peak 2	3.90	3.88	3.92
PCB-1221 Peak 3	3.97	3.95	3.99
PCB-1254 Peak 1	7.03	7.01	7.05
PCB-1254 Peak 2	7.52	7.50	7.54
PCB-1254 Peak 3	7.87	7.85	7.89
PCB-1254 Peak 4	8.09	8.08	8.11
PCB-1254 Peak 5	8.43	8.41	8.45

FORM VII
PCBS CONTINUING CALIBRATION DATA

Lab Name: TestAmerica Canton Job No.: 240-87740-1

SDG No.:

Lab Sample ID: ICV 240-297285/34 Calibration Date: 10/03/2017 23:22

Instrument ID: A2HP12 Calib Start Date: 10/03/2017 19:50

GC Column: CLP-1 (0.53mm) ID: 0.53(mm) Calib End Date: 10/03/2017 21:18

Lab File ID: P12100334.D Conc. Units: ng/uL

ANALYTE	CURVE TYPE	AVE RRF	RRF	MIN RRF	CALC AMOUNT	SPIKE AMOUNT	%D	MAX %D
PCB-1221 Peak 1	Ave	0.0100	0.0115		0.571	0.500	14.2	20.0
PCB-1221 Peak 2	Ave	0.0064	0.0072		0.556	0.500	11.2	20.0
PCB-1221 Peak 3	Ave	0.0245	0.0272		0.555	0.500	11.0	20.0

FORM VII
PCBS CONTINUING CALIBRATION RETENTION TIME SUMMARY

Lab Name: TestAmerica Canton Job No.: 240-87740-1

SDG No.:

Lab Sample ID: ICV 240-297285/34 Calibration Date: 10/03/2017 23:22

Instrument ID: A2HP12 Calib Start Date: 10/03/2017 19:50

GC Column: CLP-1 (0.53mm) ID: 0.53(mm) Calib End Date: 10/03/2017 21:18

Lab File ID: P12100334.D

Analyte	RT	RT WINDOW	
		FROM	TO
PCB-1221 Peak 1	4.62	4.60	4.64
PCB-1221 Peak 2	4.84	4.82	4.86
PCB-1221 Peak 3	4.90	4.88	4.92

FORM VII
PCBS CONTINUING CALIBRATION DATA

Lab Name: TestAmerica Canton Job No.: 240-87740-1

SDG No.:

Lab Sample ID: ICV 240-297285/34 Calibration Date: 10/03/2017 23:22

Instrument ID: A2HP12 Calib Start Date: 10/03/2017 19:50

GC Column: CLP-2 (0.53mm) ID: 0.53(mm) Calib End Date: 10/03/2017 21:18

Lab File ID: P12100334.D Conc. Units: ng/uL

ANALYTE	CURVE TYPE	AVE RRF	RRF	MIN RRF	CALC AMOUNT	SPIKE AMOUNT	%D	MAX %D
PCB-1221 Peak 1	Lin1		0.0114		0.618	0.500	23.5*	20.0
PCB-1221 Peak 2	Ave	0.0069	0.0077		0.555	0.500	10.9	20.0
PCB-1221 Peak 3	Ave	0.0241	0.0271		0.561	0.500	12.3	20.0

Avg. %D < 20% ✓

FORM VII
PCBS CONTINUING CALIBRATION RETENTION TIME SUMMARY

Lab Name: TestAmerica Canton Job No.: 240-87740-1

SDG No.:

Lab Sample ID: ICV 240-297285/34 Calibration Date: 10/03/2017 23:22

Instrument ID: A2HP12 Calib Start Date: 10/03/2017 19:50

GC Column: CLP-2 (0.53mm) ID: 0.53(mm) Calib End Date: 10/03/2017 21:18

Lab File ID: P12100334.D

Analyte	RT	RT WINDOW	
		FROM	TO
PCB-1221 Peak 1	5.52	5.50	5.54
PCB-1221 Peak 2	5.73	5.71	5.75
PCB-1221 Peak 3	5.82	5.80	5.84

FORM VII
PCBS CONTINUING CALIBRATION DATA

Lab Name: TestAmerica Canton Job No.: 240-87740-1

SDG No.:

Lab Sample ID: ICV 240-297285/35 Calibration Date: 10/03/2017 23:39

Instrument ID: A2HP12 Calib Start Date: 10/03/2017 14:33

GC Column: CLP-1 (0.53mm) ID: 0.53(mm) Calib End Date: 10/03/2017 16:01

Lab File ID: P12100335.D Conc. Units: ng/uL

ANALYTE	CURVE TYPE	AVE RRF	RRF	MIN RRF	CALC AMOUNT	SPIKE AMOUNT	%D	MAX %D
PCB-1232 Peak 1	Ave	0.0204	0.0169		0.415	0.500	-17.0	20.0
PCB-1232 Peak 2	Ave	0.0154	0.0136		0.441	0.500	-11.8	20.0
PCB-1232 Peak 3	Ave	0.0342	0.0247		0.360	0.500	-27.9*	20.0
PCB-1232 Peak 4	Ave	0.0145	0.0131		0.451	0.500	-9.8	20.0
PCB-1232 Peak 5	Ave	0.0141	0.0129		0.455	0.500	-9.0	20.0

Avg. %D < 20% ✓

FORM VII
PCBS CONTINUING CALIBRATION RETENTION TIME SUMMARY

Lab Name: TestAmerica Canton Job No.: 240-87740-1

SDG No.:

Lab Sample ID: ICV 240-297285/35 Calibration Date: 10/03/2017 23:39

Instrument ID: A2HP12 Calib Start Date: 10/03/2017 14:33

GC Column: CLP-1 (0.53mm) ID: 0.53(mm) Calib End Date: 10/03/2017 16:01

Lab File ID: P12100335.D

Analyte	RT	RT WINDOW	
		FROM	TO
PCB-1232 Peak 1	4.89	4.88	4.92
PCB-1232 Peak 2	5.41	5.39	5.42
PCB-1232 Peak 3	6.04	6.02	6.06
PCB-1232 Peak 4	6.21	6.19	6.23
PCB-1232 Peak 5	6.75	6.73	6.77

FORM VII
PCBS CONTINUING CALIBRATION DATA

Lab Name: TestAmerica Canton Job No.: 240-87740-1

SDG No.:

Lab Sample ID: ICV 240-297285/35 Calibration Date: 10/03/2017 23:39

Instrument ID: A2HP12 Calib Start Date: 10/03/2017 14:33

GC Column: CLP-2 (0.53mm) ID: 0.53(mm) Calib End Date: 10/03/2017 16:01

Lab File ID: P12100335.D Conc. Units: ng/uL

ANALYTE	CURVE TYPE	AVE RRF	RRF	MIN RRF	CALC AMOUNT	SPIKE AMOUNT	%D	MAX %D
PCB-1232 Peak 1	Ave	0.0200	0.0177		0.441	0.500	-11.7	20.0
PCB-1232 Peak 2	Ave	0.0170	0.0146		0.431	0.500	-13.8	20.0
PCB-1232 Peak 3	Ave	0.0331	0.0305		0.461	0.500	-7.9	20.0
PCB-1232 Peak 4	Ave	0.0140	0.0127		0.454	0.500	-9.2	20.0
PCB-1232 Peak 5	Ave	0.0051	0.0048		0.462	0.500	-7.5	20.0

FORM VII
PCBS CONTINUING CALIBRATION RETENTION TIME SUMMARY

Lab Name: TestAmerica Canton Job No.: 240-87740-1

SDG No.:

Lab Sample ID: ICV 240-297285/35 Calibration Date: 10/03/2017 23:39

Instrument ID: A2HP12 Calib Start Date: 10/03/2017 14:33

GC Column: CLP-2 (0.53mm) ID: 0.53(mm) Calib End Date: 10/03/2017 16:01

Lab File ID: P12100335.D

Analyte	RT	RT WINDOW	
		FROM	TO
PCB-1232 Peak 1	5.81	5.80	5.83
PCB-1232 Peak 2	6.40	6.38	6.42
PCB-1232 Peak 3	7.01	6.99	7.03
PCB-1232 Peak 4	7.19	7.17	7.21
PCB-1232 Peak 5	7.56	7.54	7.58

FORM VII
PCBS CONTINUING CALIBRATION DATA

Lab Name: TestAmerica Canton Job No.: 240-87740-1

SDG No.:

Lab Sample ID: ICV 240-297285/36 Calibration Date: 10/03/2017 23:57

Instrument ID: A2HP12 Calib Start Date: 10/03/2017 16:19

GC Column: CLP-1 (0.53mm) ID: 0.53(mm) Calib End Date: 10/03/2017 17:47

Lab File ID: P12100336.D Conc. Units: ng/uL

ANALYTE	CURVE TYPE	AVE RRF	RRF	MIN RRF	CALC AMOUNT	SPIKE AMOUNT	%D	MAX %D
PCB-1242 Peak 1	Ave	0.0149	0.0154		0.516	0.500	3.1	20.0
PCB-1242 Peak 2	Ave	0.0265	0.0290		0.546	0.500	9.2	20.0
PCB-1242 Peak 3	Ave	0.0603	0.0537		0.445	0.500	-11.0	20.0
PCB-1242 Peak 4	Ave	0.0256	0.0283		0.552	0.500	10.3	20.0
PCB-1242 Peak 5	Ave	0.0263	0.0297		0.563	0.500	12.7	20.0

FORM VII
PCBS CONTINUING CALIBRATION RETENTION TIME SUMMARY

Lab Name: TestAmerica Canton Job No.: 240-87740-1

SDG No.:

Lab Sample ID: ICV 240-297285/36 Calibration Date: 10/03/2017 23:57

Instrument ID: A2HP12 Calib Start Date: 10/03/2017 16:19

GC Column: CLP-1 (0.53mm) ID: 0.53(mm) Calib End Date: 10/03/2017 17:47

Lab File ID: P12100336.D

Analyte	RT	RT WINDOW	
		FROM	TO
PCB-1242 Peak 1	4.89	4.88	4.92
PCB-1242 Peak 2	5.41	5.39	5.43
PCB-1242 Peak 3	6.04	6.02	6.06
PCB-1242 Peak 4	6.21	6.19	6.23
PCB-1242 Peak 5	6.75	6.73	6.77

FORM VII
PCBS CONTINUING CALIBRATION DATA

Lab Name: TestAmerica Canton Job No.: 240-87740-1

SDG No.:

Lab Sample ID: ICV 240-297285/36 Calibration Date: 10/03/2017 23:57

Instrument ID: A2HP12 Calib Start Date: 10/03/2017 16:19

GC Column: CLP-2 (0.53mm) ID: 0.53(mm) Calib End Date: 10/03/2017 17:47

Lab File ID: P12100336.D Conc. Units: ng/uL

ANALYTE	CURVE TYPE	AVE RRF	RRF	MIN RRF	CALC AMOUNT	SPIKE AMOUNT	%D	MAX %D
PCB-1242 Peak 1	Ave	0.0140	0.0155		0.553	0.500	10.6	20.0
PCB-1242 Peak 2	Ave	0.0277	0.0287		0.518	0.500	3.5	20.0
PCB-1242 Peak 3	Ave	0.0575	0.0631		0.549	0.500	9.7	20.0
PCB-1242 Peak 4	Ave	0.0238	0.0254		0.535	0.500	7.0	20.0
PCB-1242 Peak 5	Ave	0.0100	0.0108		0.541	0.500	8.3	20.0

FORM VII
PCBS CONTINUING CALIBRATION RETENTION TIME SUMMARY

Lab Name: TestAmerica Canton Job No.: 240-87740-1

SDG No.:

Lab Sample ID: ICV 240-297285/36 Calibration Date: 10/03/2017 23:57

Instrument ID: A2HP12 Calib Start Date: 10/03/2017 16:19

GC Column: CLP-2 (0.53mm) ID: 0.53(mm) Calib End Date: 10/03/2017 17:47

Lab File ID: P12100336.D

Analyte	RT	RT WINDOW	
		FROM	TO
PCB-1242 Peak 1	5.81	5.80	5.84
PCB-1242 Peak 2	6.40	6.38	6.42
PCB-1242 Peak 3	7.01	6.99	7.03
PCB-1242 Peak 4	7.19	7.17	7.21
PCB-1242 Peak 5	7.56	7.54	7.58

FORM VII
PCBS CONTINUING CALIBRATION DATA

Lab Name: TestAmerica Canton Job No.: 240-87740-1

SDG No.:

Lab Sample ID: ICV 240-297285/37 Calibration Date: 10/04/2017 00:15

Instrument ID: A2HP12 Calib Start Date: 10/03/2017 18:04

GC Column: CLP-1 (0.53mm) ID: 0.53(mm) Calib End Date: 10/03/2017 19:33

Lab File ID: P12100337.D Conc. Units: ng/uL

ANALYTE	CURVE TYPE	AVE RRF	RRF	MIN RRF	CALC AMOUNT	SPIKE AMOUNT	%D	MAX %D
PCB-1248 Peak 1	Ave	0.0147	0.0148		0.501	0.500	0.3	20.0
PCB-1248 Peak 2	Ave	0.0418	0.0444		0.530	0.500	6.0	20.0
PCB-1248 Peak 3	Ave	0.0386	0.0312		0.404	0.500	-19.3	20.0
PCB-1248 Peak 4	Ave	0.0312	0.0341		0.546	0.500	9.1	20.0
PCB-1248 Peak 5	Ave	0.0206	0.0209		0.508	0.500	1.5	20.0

FORM VII
PCBS CONTINUING CALIBRATION RETENTION TIME SUMMARY

Lab Name: TestAmerica Canton Job No.: 240-87740-1

SDG No.:

Lab Sample ID: ICV 240-297285/37 Calibration Date: 10/04/2017 00:15

Instrument ID: A2HP12 Calib Start Date: 10/03/2017 18:04

GC Column: CLP-1 (0.53mm) ID: 0.53(mm) Calib End Date: 10/03/2017 19:33

Lab File ID: P12100337.D

Analyte	RT	RT WINDOW	
		FROM	TO
PCB-1248 Peak 1	5.41	5.39	5.43
PCB-1248 Peak 2	6.75	6.73	6.77
PCB-1248 Peak 3	7.29	7.27	7.30
PCB-1248 Peak 4	7.55	7.54	7.57
PCB-1248 Peak 5	8.03	8.02	8.05

FORM VII
PCBS CONTINUING CALIBRATION DATA

Lab Name: TestAmerica Canton Job No.: 240-87740-1

SDG No.:

Lab Sample ID: ICV 240-297285/37 Calibration Date: 10/04/2017 00:15

Instrument ID: A2HP12 Calib Start Date: 10/03/2017 18:04

GC Column: CLP-2 (0.53mm) ID: 0.53(mm) Calib End Date: 10/03/2017 19:33

Lab File ID: P12100337.D Conc. Units: ng/uL

ANALYTE	CURVE TYPE	AVE RRF	RRF	MIN RRF	CALC AMOUNT	SPIKE AMOUNT	%D	MAX %D
PCB-1248 Peak 1	Lin1		0.0141		0.508	0.500	1.6	20.0
PCB-1248 Peak 2	Ave	0.0398	0.0460		0.577	0.500	15.5	20.0
PCB-1248 Peak 3	Ave	0.0311	0.0314		0.505	0.500	1.1	20.0
PCB-1248 Peak 4	Ave	0.0357	0.0442		0.620	0.500	24.0*	20.0
PCB-1248 Peak 5	Ave	0.0203	0.0200		0.492	0.500	-1.6	20.0

Avg. %D < 20% ✓

FORM VII
PCBS CONTINUING CALIBRATION RETENTION TIME SUMMARY

Lab Name: TestAmerica Canton Job No.: 240-87740-1

SDG No.:

Lab Sample ID: ICV 240-297285/37 Calibration Date: 10/04/2017 00:15

Instrument ID: A2HP12 Calib Start Date: 10/03/2017 18:04

GC Column: CLP-2 (0.53mm) ID: 0.53(mm) Calib End Date: 10/03/2017 19:33

Lab File ID: P12100337.D

Analyte	RT	RT WINDOW	
		FROM	TO
PCB-1248 Peak 1	6.40	6.38	6.42
PCB-1248 Peak 2	7.01	6.99	7.03
PCB-1248 Peak 3	7.79	7.78	7.81
PCB-1248 Peak 4	8.32	8.30	8.34
PCB-1248 Peak 5	9.11	9.09	9.13

FORM VII
PCBS CONTINUING CALIBRATION DATA

Lab Name: TestAmerica Canton Job No.: 240-87740-1

SDG No.:

Lab Sample ID: ICV 240-297285/38 Calibration Date: 10/04/2017 00:32

Instrument ID: A2HP12 Calib Start Date: 10/03/2017 19:50

GC Column: CLP-1 (0.53mm) ID: 0.53(mm) Calib End Date: 10/03/2017 21:18

Lab File ID: P12100338.D Conc. Units: ng/uL

ANALYTE	CURVE TYPE	AVE RRF	RRF	MIN RRF	CALC AMOUNT	SPIKE AMOUNT	%D	MAX %D
PCB-1254 Peak 1	Ave	0.0460	0.0401		0.435	0.500	-12.9	20.0
PCB-1254 Peak 2	Ave	0.0651	0.0575		0.441	0.500	-11.7	20.0
PCB-1254 Peak 3	Ave	0.0498	0.0447		0.449	0.500	-10.1	20.0
PCB-1254 Peak 4	Ave	0.0448	0.0414		0.462	0.500	-7.6	20.0
PCB-1254 Peak 5	Ave	0.0662	0.0637		0.481	0.500	-3.7	20.0

FORM VII
PCBS CONTINUING CALIBRATION RETENTION TIME SUMMARY

Lab Name: TestAmerica Canton Job No.: 240-87740-1

SDG No.:

Lab Sample ID: ICV 240-297285/38 Calibration Date: 10/04/2017 00:32

Instrument ID: A2HP12 Calib Start Date: 10/03/2017 19:50

GC Column: CLP-1 (0.53mm) ID: 0.53(mm) Calib End Date: 10/03/2017 21:18

Lab File ID: P12100338.D

Analyte	RT	RT WINDOW	
		FROM	TO
PCB-1254 Peak 1	7.56	7.54	7.58
PCB-1254 Peak 2	8.03	8.02	8.05
PCB-1254 Peak 3	8.37	8.35	8.39
PCB-1254 Peak 4	8.59	8.57	8.61
PCB-1254 Peak 5	8.91	8.90	8.94

FORM VII
PCBS CONTINUING CALIBRATION DATA

Lab Name: TestAmerica Canton Job No.: 240-87740-1

SDG No.:

Lab Sample ID: ICV 240-297285/38 Calibration Date: 10/04/2017 00:32

Instrument ID: A2HP12 Calib Start Date: 10/03/2017 19:50

GC Column: CLP-2 (0.53mm) ID: 0.53(mm) Calib End Date: 10/03/2017 21:18

Lab File ID: P12100338.D Conc. Units: ng/uL

ANALYTE	CURVE TYPE	AVE RRF	RRF	MIN RRF	CALC AMOUNT	SPIKE AMOUNT	%D	MAX %D
PCB-1254 Peak 1	Ave	0.0336	0.0330		0.491	0.500	-1.8	20.0
PCB-1254 Peak 2	Ave	0.0394	0.0342		0.434	0.500	-13.2	20.0
PCB-1254 Peak 3	Ave	0.0550	0.0451		0.410	0.500	-18.0	20.0
PCB-1254 Peak 4	Ave	0.0402	0.0331		0.411	0.500	-17.8	20.0
PCB-1254 Peak 5	Ave	0.0537	0.0456		0.424	0.500	-15.2	20.0

FORM VII
PCBS CONTINUING CALIBRATION RETENTION TIME SUMMARY

Lab Name: TestAmerica Canton Job No.: 240-87740-1

SDG No.:

Lab Sample ID: ICV 240-297285/38 Calibration Date: 10/04/2017 00:32

Instrument ID: A2HP12 Calib Start Date: 10/03/2017 19:50

GC Column: CLP-2 (0.53mm) ID: 0.53(mm) Calib End Date: 10/03/2017 21:18

Lab File ID: P12100338.D

Analyte	RT	RT WINDOW	
		FROM	TO
PCB-1254 Peak 1	8.32	8.30	8.34
PCB-1254 Peak 2	8.55	8.54	8.58
PCB-1254 Peak 3	9.10	9.09	9.13
PCB-1254 Peak 4	9.38	9.36	9.40
PCB-1254 Peak 5	10.02	10.00	10.04

FORM VII
PCBS CONTINUING CALIBRATION DATA

Lab Name: TestAmerica Canton Job No.: 240-87740-1

SDG No.:

Lab Sample ID: ICV 240-297285/39 Calibration Date: 10/04/2017 00:50

Instrument ID: A2HP12 Calib Start Date: 10/03/2017 21:36

GC Column: CLP-1 (0.53mm) ID: 0.53(mm) Calib End Date: 10/03/2017 23:04

Lab File ID: P12100339.D Conc. Units: ng/uL

ANALYTE	CURVE TYPE	AVE RRF	RRF	MIN RRF	CALC AMOUNT	SPIKE AMOUNT	%D	MAX %D
PCB-1016 Peak 1	Ave	0.0216	0.0196		0.453	0.500	-9.3	20.0
PCB-1016 Peak 2	Ave	0.0390	0.0386		0.494	0.500	-1.1	20.0
PCB-1016 Peak 3	Ave	0.0900	0.0750		0.417	0.500	-16.6	20.0
PCB-1016 Peak 4	Ave	0.0380	0.0378		0.496	0.500	-0.7	20.0
PCB-1016 Peak 5	Ave	0.0386	0.0371		0.481	0.500	-3.9	20.0
PCB-1260 Peak 1	Ave	0.0570	0.0546		0.478	0.500	-4.3	20.0
PCB-1260 Peak 2	Ave	0.0922	0.0870		0.472	0.500	-5.6	20.0
PCB-1260 Peak 3	Ave	0.1023	0.0947		0.463	0.500	-7.5	20.0
PCB-1260 Peak 4	Ave	0.1321	0.1380		0.522	0.500	4.5	20.0
PCB-1260 Peak 5	Ave	0.0685	0.0697		0.509	0.500	1.8	20.0
Tetrachloro-m-xylene	Ave	0.9776	0.9566		0.0245	0.0250	-2.1	20.0
DCB Decachlorobiphenyl	Ave	1.051	1.007		0.0239	0.0250	-4.2	20.0

FORM VII
PCBS CONTINUING CALIBRATION RETENTION TIME SUMMARY

Lab Name: TestAmerica Canton Job No.: 240-87740-1

SDG No.:

Lab Sample ID: ICV 240-297285/39 Calibration Date: 10/04/2017 00:50

Instrument ID: A2HP12 Calib Start Date: 10/03/2017 21:36

GC Column: CLP-1 (0.53mm) ID: 0.53(mm) Calib End Date: 10/03/2017 23:04

Lab File ID: P12100339.D

Analyte	RT	RT WINDOW	
		FROM	TO
PCB-1016 Peak 1	4.90	4.88	4.91
PCB-1016 Peak 2	5.41	5.39	5.42
PCB-1016 Peak 3	6.04	6.02	6.06
PCB-1016 Peak 4	6.21	6.19	6.23
PCB-1016 Peak 5	6.75	6.73	6.77
PCB-1260 Peak 1	8.26	8.24	8.28
PCB-1260 Peak 2	8.59	8.57	8.61
PCB-1260 Peak 3	8.92	8.90	8.93
PCB-1260 Peak 4	9.70	9.68	9.72
PCB-1260 Peak 5	10.03	10.01	10.05
Tetrachloro-m-xylene	4.32	4.30	4.34
DCB Decachlorobiphenyl	11.19	11.17	11.21

FORM VII
PCBS CONTINUING CALIBRATION DATA

Lab Name: TestAmerica Canton Job No.: 240-87740-1

SDG No.:

Lab Sample ID: ICV 240-297285/39 Calibration Date: 10/04/2017 00:50

Instrument ID: A2HP12 Calib Start Date: 10/03/2017 21:36

GC Column: CLP-2 (0.53mm) ID: 0.53(mm) Calib End Date: 10/03/2017 23:04

Lab File ID: P12100339.D Conc. Units: ng/uL

ANALYTE	CURVE TYPE	AVE RRF	RRF	MIN RRF	CALC AMOUNT	SPIKE AMOUNT	%D	MAX %D
PCB-1016 Peak 1	Ave	0.0204	0.0201		0.494	0.500	-1.3	20.0
PCB-1016 Peak 2	Ave	0.0398	0.0390		0.490	0.500	-2.0	20.0
PCB-1016 Peak 3	Ave	0.0850	0.0910		0.535	0.500	7.1	20.0
PCB-1016 Peak 4	Ave	0.0346	0.0363		0.524	0.500	4.7	20.0
PCB-1016 Peak 5	Ave	0.0145	0.0152		0.524	0.500	4.7	20.0
PCB-1260 Peak 1	Ave	0.0527	0.0489		0.464	0.500	-7.3	20.0
PCB-1260 Peak 2	Ave	0.0844	0.0768		0.455	0.500	-9.0	20.0
PCB-1260 Peak 3	Ave	0.0492	0.0488		0.496	0.500	-0.8	20.0
PCB-1260 Peak 4	Ave	0.1005	0.1069		0.531	0.500	6.3	20.0
PCB-1260 Peak 5	Ave	0.0712	0.0731		0.513	0.500	2.6	20.0
Tetrachloro-m-xylene	Ave	0.9625	0.9383		0.0244	0.0250	-2.5	20.0
DCB Decachlorobiphenyl	Ave	0.6786	0.6566		0.0242	0.0250	-3.2	20.0

FORM VII
PCBS CONTINUING CALIBRATION RETENTION TIME SUMMARY

Lab Name: TestAmerica Canton Job No.: 240-87740-1

SDG No.:

Lab Sample ID: ICV 240-297285/39 Calibration Date: 10/04/2017 00:50

Instrument ID: A2HP12 Calib Start Date: 10/03/2017 21:36

GC Column: CLP-2 (0.53mm) ID: 0.53(mm) Calib End Date: 10/03/2017 23:04

Lab File ID: P12100339.D

Analyte	RT	RT WINDOW	
		FROM	TO
PCB-1016 Peak 1	5.81	5.80	5.83
PCB-1016 Peak 2	6.40	6.38	6.42
PCB-1016 Peak 3	7.01	6.99	7.03
PCB-1016 Peak 4	7.19	7.17	7.21
PCB-1016 Peak 5	7.56	7.54	7.58
PCB-1260 Peak 1	9.34	9.32	9.36
PCB-1260 Peak 2	10.01	10.00	10.03
PCB-1260 Peak 3	10.45	10.44	10.47
PCB-1260 Peak 4	10.72	10.71	10.74
PCB-1260 Peak 5	11.09	11.08	11.11
Tetrachloro-m-xylene	5.03	5.01	5.05
DCB Decachlorobiphenyl	12.17	12.15	12.19

FORM VII
PCBS CONTINUING CALIBRATION DATA

Lab Name: TestAmerica Canton Job No.: 240-87740-1

SDG No.:

Lab Sample ID: ICV 240-297285/40 Calibration Date: 10/04/2017 01:08

Instrument ID: A2HP12 Calib Start Date: 10/03/2017 14:33

GC Column: CLP-1 (0.53mm) ID: 0.53(mm) Calib End Date: 10/03/2017 16:01

Lab File ID: P12100340.D Conc. Units: ng/uL

ANALYTE	CURVE TYPE	AVE RRF	RRF	MIN RRF	CALC AMOUNT	SPIKE AMOUNT	%D	MAX %D
PCB-1262 Peak 1	Ave	0.0522	0.0555		0.532	0.500	6.3	20.0
PCB-1262 Peak 2	Ave	0.0665	0.0729		0.548	0.500	9.6	20.0
PCB-1262 Peak 3	Ave	0.0600	0.0663		0.553	0.500	10.6	20.0
PCB-1262 Peak 4	Ave	0.1294	0.1430		0.552	0.500	10.5	20.0
PCB-1262 Peak 5	Ave	0.0535	0.0577		0.540	0.500	8.0	20.0

FORM VII
PCBS CONTINUING CALIBRATION RETENTION TIME SUMMARY

Lab Name: TestAmerica Canton Job No.: 240-87740-1

SDG No.:

Lab Sample ID: ICV 240-297285/40 Calibration Date: 10/04/2017 01:08

Instrument ID: A2HP12 Calib Start Date: 10/03/2017 14:33

GC Column: CLP-1 (0.53mm) ID: 0.53(mm) Calib End Date: 10/03/2017 16:01

Lab File ID: P12100340.D

Analyte	RT	RT WINDOW	
		FROM	TO
PCB-1262 Peak 1	8.59	8.57	8.61
PCB-1262 Peak 2	9.05	9.04	9.07
PCB-1262 Peak 3	9.34	9.32	9.36
PCB-1262 Peak 4	9.70	9.68	9.72
PCB-1262 Peak 5	10.07	10.06	10.09

FORM VII
PCBS CONTINUING CALIBRATION DATA

Lab Name: TestAmerica Canton Job No.: 240-87740-1

SDG No.:

Lab Sample ID: ICV 240-297285/40 Calibration Date: 10/04/2017 01:08

Instrument ID: A2HP12 Calib Start Date: 10/03/2017 14:33

GC Column: CLP-2 (0.53mm) ID: 0.53(mm) Calib End Date: 10/03/2017 16:01

Lab File ID: P12100340.D Conc. Units: ng/uL

ANALYTE	CURVE TYPE	AVE RRF	RRF	MIN RRF	CALC AMOUNT	SPIKE AMOUNT	%D	MAX %D
PCB-1262 Peak 1	Ave	0.0363	0.0340		0.468	0.500	-6.3	20.0
PCB-1262 Peak 2	Ave	0.0510	0.0543		0.533	0.500	6.5	20.0
PCB-1262 Peak 3	Ave	0.0467	0.0500		0.535	0.500	7.0	20.0
PCB-1262 Peak 4	Ave	0.0918	0.1000		0.545	0.500	9.0	20.0
PCB-1262 Peak 5	Ave	0.0660	0.0708		0.536	0.500	7.3	20.0

FORM VII
PCBS CONTINUING CALIBRATION RETENTION TIME SUMMARY

Lab Name: TestAmerica Canton Job No.: 240-87740-1

SDG No.:

Lab Sample ID: ICV 240-297285/40 Calibration Date: 10/04/2017 01:08

Instrument ID: A2HP12 Calib Start Date: 10/03/2017 14:33

GC Column: CLP-2 (0.53mm) ID: 0.53(mm) Calib End Date: 10/03/2017 16:01

Lab File ID: P12100340.D

Analyte	RT	RT WINDOW	
		FROM	TO
PCB-1262 Peak 1	9.59	9.57	9.61
PCB-1262 Peak 2	10.12	10.10	10.14
PCB-1262 Peak 3	10.45	10.44	10.47
PCB-1262 Peak 4	10.72	10.71	10.74
PCB-1262 Peak 5	11.09	11.07	11.11

FORM VII
PCBS CONTINUING CALIBRATION DATA

Lab Name: TestAmerica Canton Job No.: 240-87740-1

SDG No.:

Lab Sample ID: ICV 240-297285/41 Calibration Date: 10/04/2017 01:25

Instrument ID: A2HP12 Calib Start Date: 10/03/2017 16:19

GC Column: CLP-1 (0.53mm) ID: 0.53(mm) Calib End Date: 10/03/2017 17:47

Lab File ID: P12100341.D Conc. Units: ng/uL

ANALYTE	CURVE TYPE	AVE RRF	RRF	MIN RRF	CALC AMOUNT	SPIKE AMOUNT	%D	MAX %D
PCB-1268 Peak 1	Ave	0.1529	0.1586		0.519	0.500	3.8	20.0
PCB-1268 Peak 2	Ave	0.1475	0.1712		0.580	0.500	16.1	20.0
PCB-1268 Peak 3	Ave	0.1273	0.1173		0.461	0.500	-7.9	20.0
PCB-1268 Peak 4	Ave	0.0548	0.0560		0.511	0.500	2.2	20.0
PCB-1268 Peak 5	Ave	0.4193	0.3663		0.437	0.500	-12.6	20.0

FORM VII
PCBS CONTINUING CALIBRATION RETENTION TIME SUMMARY

Lab Name: TestAmerica Canton Job No.: 240-87740-1

SDG No.:

Lab Sample ID: ICV 240-297285/41 Calibration Date: 10/04/2017 01:25

Instrument ID: A2HP12 Calib Start Date: 10/03/2017 16:19

GC Column: CLP-1 (0.53mm) ID: 0.53(mm) Calib End Date: 10/03/2017 17:47

Lab File ID: P12100341.D

Analyte	RT	RT WINDOW	
		FROM	TO
PCB-1268 Peak 1	10.08	10.06	10.10
PCB-1268 Peak 2	10.12	10.10	10.14
PCB-1268 Peak 3	10.33	10.32	10.35
PCB-1268 Peak 4	10.71	10.70	10.74
PCB-1268 Peak 5	11.00	10.98	11.02

FORM VII
PCBS CONTINUING CALIBRATION DATA

Lab Name: TestAmerica Canton Job No.: 240-87740-1

SDG No.:

Lab Sample ID: ICV 240-297285/41 Calibration Date: 10/04/2017 01:25

Instrument ID: A2HP12 Calib Start Date: 10/03/2017 16:19

GC Column: CLP-2 (0.53mm) ID: 0.53(mm) Calib End Date: 10/03/2017 17:47

Lab File ID: P12100341.D Conc. Units: ng/uL

ANALYTE	CURVE TYPE	AVE RRF	RRF	MIN RRF	CALC AMOUNT	SPIKE AMOUNT	%D	MAX %D
PCB-1268 Peak 1	Ave	0.1064	0.1083		0.509	0.500	1.8	20.0
PCB-1268 Peak 2	Ave	0.1000	0.1132		0.566	0.500	13.2	20.0
PCB-1268 Peak 3	Ave	0.0850	0.0767		0.451	0.500	-9.8	20.0
PCB-1268 Peak 4	Ave	0.0374	0.0387		0.518	0.500	3.6	20.0
PCB-1268 Peak 5	Ave	0.2573	0.2270		0.441	0.500	-11.8	20.0

FORM VII
PCBS CONTINUING CALIBRATION RETENTION TIME SUMMARY

Lab Name: TestAmerica Canton Job No.: 240-87740-1

SDG No.:

Lab Sample ID: ICV 240-297285/41 Calibration Date: 10/04/2017 01:25

Instrument ID: A2HP12 Calib Start Date: 10/03/2017 16:19

GC Column: CLP-2 (0.53mm) ID: 0.53(mm) Calib End Date: 10/03/2017 17:47

Lab File ID: P12100341.D

Analyte	RT	RT WINDOW	
		FROM	TO
PCB-1268 Peak 1	11.09	11.07	11.11
PCB-1268 Peak 2	11.13	11.12	11.15
PCB-1268 Peak 3	11.38	11.36	11.40
PCB-1268 Peak 4	11.65	11.63	11.67
PCB-1268 Peak 5	11.94	11.93	11.96

FORM VII
PCBS CONTINUING CALIBRATION DATA

Lab Name: TestAmerica Canton Job No.: 240-87740-1

SDG No.:

Lab Sample ID: CCV 240-303214/3 Calibration Date: 11/13/2017 12:00

Instrument ID: A2HP12 Calib Start Date: 10/03/2017 21:36

GC Column: CLP-1 (0.53mm) ID: 0.53(mm) Calib End Date: 10/03/2017 23:04

Lab File ID: P12111303.D Conc. Units: ng/uL

ANALYTE	CURVE TYPE	AVE RRF	RRF	MIN RRF	CALC AMOUNT	SPIKE AMOUNT	%D	MAX %D
PCB-1016 Peak 1	Ave	0.0216	0.0209		0.483	0.500	-3.5	20.0
PCB-1016 Peak 2	Ave	0.0390	0.0394		0.505	0.500	0.9	20.0
PCB-1016 Peak 3	Ave	0.0900	0.0977		0.543	0.500	8.6	20.0
PCB-1016 Peak 4	Ave	0.0380	0.0399		0.525	0.500	4.9	20.0
PCB-1016 Peak 5	Ave	0.0386	0.0418		0.541	0.500	8.2	20.0
PCB-1260 Peak 1	Ave	0.0570	0.0651		0.570	0.500	14.1	20.0
PCB-1260 Peak 2	Ave	0.0922	0.1085		0.588	0.500	17.7	20.0
PCB-1260 Peak 3	Ave	0.1023	0.1196		0.585	0.500	17.0	20.0
PCB-1260 Peak 4	Ave	0.1321	0.1605		0.608	0.500	21.5*	20.0
PCB-1260 Peak 5	Ave	0.0685	0.0814		0.594	0.500	18.8	20.0
Tetrachloro-m-xylene	Ave	0.9776	0.9947		0.0254	0.0250	1.7	20.0
DCB Decachlorobiphenyl	Ave	1.051	1.192		0.0283	0.0250	13.4	20.0

Avg. %D < 20% ✓

FORM VII
PCBS CONTINUING CALIBRATION RETENTION TIME SUMMARY

Lab Name: TestAmerica Canton Job No.: 240-87740-1

SDG No.:

Lab Sample ID: CCV 240-303214/3 Calibration Date: 11/13/2017 12:00

Instrument ID: A2HP12 Calib Start Date: 10/03/2017 21:36

GC Column: CLP-1 (0.53mm) ID: 0.53(mm) Calib End Date: 10/03/2017 23:04

Lab File ID: P12111303.D

Analyte	RT	RT WINDOW	
		FROM	TO
PCB-1016 Peak 1	4.89	4.87	4.91
PCB-1016 Peak 2	5.40	5.38	5.42
PCB-1016 Peak 3	6.03	6.01	6.05
PCB-1016 Peak 4	6.21	6.19	6.23
PCB-1016 Peak 5	6.74	6.72	6.76
PCB-1260 Peak 1	8.24	8.23	8.26
PCB-1260 Peak 2	8.58	8.56	8.60
PCB-1260 Peak 3	8.90	8.88	8.92
PCB-1260 Peak 4	9.69	9.67	9.70
PCB-1260 Peak 5	10.01	9.99	10.03
Tetrachloro-m-xylene	4.31	4.30	4.33
DCB Decachlorobiphenyl	11.16	11.15	11.18

FORM VII
PCBS CONTINUING CALIBRATION DATA

Lab Name: TestAmerica Canton Job No.: 240-87740-1

SDG No.:

Lab Sample ID: CCV 240-303214/4 Calibration Date: 11/13/2017 12:18

Instrument ID: A2HP12 Calib Start Date: 10/03/2017 14:33

GC Column: CLP-1 (0.53mm) ID: 0.53(mm) Calib End Date: 10/03/2017 16:01

Lab File ID: P12111304.D Conc. Units: ng/uL

ANALYTE	CURVE TYPE	AVE RRF	RRF	MIN RRF	CALC AMOUNT	SPIKE AMOUNT	%D	MAX %D
PCB-1232 Peak 1	Ave	0.0204	0.0199		0.489	0.500	-2.2	20.0
PCB-1232 Peak 2	Ave	0.0154	0.0152		0.492	0.500	-1.6	20.0
PCB-1232 Peak 3	Ave	0.0342	0.0347		0.507	0.500	1.3	20.0
PCB-1232 Peak 4	Ave	0.0145	0.0146		0.502	0.500	0.4	20.0
PCB-1232 Peak 5	Ave	0.0141	0.0139		0.492	0.500	-1.7	20.0
PCB-1262 Peak 1	Ave	0.0522	0.0546		0.523	0.500	4.6	20.0
PCB-1262 Peak 2	Ave	0.0665	0.0704		0.529	0.500	5.8	20.0
PCB-1262 Peak 3	Ave	0.0600	0.0636		0.530	0.500	6.1	20.0
PCB-1262 Peak 4	Ave	0.1294	0.1413		0.546	0.500	9.2	20.0
PCB-1262 Peak 5	Ave	0.0535	0.0567		0.530	0.500	6.0	20.0

FORM VII
PCBS CONTINUING CALIBRATION RETENTION TIME SUMMARY

Lab Name: TestAmerica Canton Job No.: 240-87740-1

SDG No.:

Lab Sample ID: CCV 240-303214/4 Calibration Date: 11/13/2017 12:18

Instrument ID: A2HP12 Calib Start Date: 10/03/2017 14:33

GC Column: CLP-1 (0.53mm) ID: 0.53(mm) Calib End Date: 10/03/2017 16:01

Lab File ID: P12111304.D

Analyte	RT	RT WINDOW	
		FROM	TO
PCB-1232 Peak 1	4.89	4.87	4.91
PCB-1232 Peak 2	5.40	5.38	5.42
PCB-1232 Peak 3	6.03	6.01	6.05
PCB-1232 Peak 4	6.21	6.19	6.23
PCB-1232 Peak 5	6.74	6.72	6.76
PCB-1262 Peak 1	8.58	8.56	8.60
PCB-1262 Peak 2	9.04	9.02	9.06
PCB-1262 Peak 3	9.32	9.30	9.34
PCB-1262 Peak 4	9.69	9.67	9.71
PCB-1262 Peak 5	10.06	10.04	10.08

FORM VII
PCBS CONTINUING CALIBRATION DATA

Lab Name: TestAmerica Canton Job No.: 240-87740-1

SDG No.:

Lab Sample ID: CCV 240-303214/5 Calibration Date: 11/13/2017 12:36

Instrument ID: A2HP12 Calib Start Date: 10/03/2017 16:19

GC Column: CLP-1 (0.53mm) ID: 0.53(mm) Calib End Date: 10/03/2017 17:47

Lab File ID: P12111305.D Conc. Units: ng/uL

ANALYTE	CURVE TYPE	AVE RRF	RRF	MIN RRF	CALC AMOUNT	SPIKE AMOUNT	%D	MAX %D
PCB-1242 Peak 1	Ave	0.0149	0.0143		0.480	0.500	-4.0	20.0
PCB-1242 Peak 2	Ave	0.0265	0.0272		0.514	0.500	2.8	20.0
PCB-1242 Peak 3	Ave	0.0603	0.0640		0.530	0.500	6.0	20.0
PCB-1242 Peak 4	Ave	0.0256	0.0265		0.517	0.500	3.4	20.0
PCB-1242 Peak 5	Ave	0.0263	0.0276		0.524	0.500	4.8	20.0
PCB-1268 Peak 1	Ave	0.1529	0.1711		0.560	0.500	12.0	20.0
PCB-1268 Peak 2	Ave	0.1475	0.1649		0.559	0.500	11.8	20.0
PCB-1268 Peak 3	Ave	0.1273	0.1414		0.555	0.500	11.0	20.0
PCB-1268 Peak 4	Ave	0.0548	0.0601		0.548	0.500	9.6	20.0
PCB-1268 Peak 5	Ave	0.4193	0.4647		0.554	0.500	10.8	20.0

FORM VII
PCBS CONTINUING CALIBRATION RETENTION TIME SUMMARY

Lab Name: TestAmerica Canton Job No.: 240-87740-1

SDG No.:

Lab Sample ID: CCV 240-303214/5 Calibration Date: 11/13/2017 12:36

Instrument ID: A2HP12 Calib Start Date: 10/03/2017 16:19

GC Column: CLP-1 (0.53mm) ID: 0.53(mm) Calib End Date: 10/03/2017 17:47

Lab File ID: P12111305.D

Analyte	RT	RT WINDOW	
		FROM	TO
PCB-1242 Peak 1	4.89	4.87	4.91
PCB-1242 Peak 2	5.40	5.38	5.42
PCB-1242 Peak 3	6.03	6.01	6.05
PCB-1242 Peak 4	6.21	6.19	6.23
PCB-1242 Peak 5	6.74	6.72	6.76
PCB-1268 Peak 1	10.06	10.04	10.08
PCB-1268 Peak 2	10.10	10.08	10.12
PCB-1268 Peak 3	10.32	10.30	10.33
PCB-1268 Peak 4	10.70	10.68	10.71
PCB-1268 Peak 5	10.98	10.96	11.00

FORM VII
PCBS CONTINUING CALIBRATION DATA

Lab Name: TestAmerica Canton Job No.: 240-87740-1

SDG No.:

Lab Sample ID: CCV 240-303214/6 Calibration Date: 11/13/2017 12:53

Instrument ID: A2HP12 Calib Start Date: 10/03/2017 18:04

GC Column: CLP-1 (0.53mm) ID: 0.53(mm) Calib End Date: 10/03/2017 19:33

Lab File ID: P12111306.D Conc. Units: ng/uL

ANALYTE	CURVE TYPE	AVE RRF	RRF	MIN RRF	CALC AMOUNT	SPIKE AMOUNT	%D	MAX %D
PCB-1248 Peak 1	Ave	0.0147	0.0148		0.501	0.500	0.3	20.0
PCB-1248 Peak 2	Ave	0.0418	0.0452		0.540	0.500	8.0	20.0
PCB-1248 Peak 3	Ave	0.0386	0.0419		0.542	0.500	8.4	20.0
PCB-1248 Peak 4	Ave	0.0312	0.0350		0.560	0.500	12.1	20.0
PCB-1248 Peak 5	Ave	0.0206	0.0231		0.561	0.500	12.2	20.0

FORM VII
PCBS CONTINUING CALIBRATION RETENTION TIME SUMMARY

Lab Name: TestAmerica Canton Job No.: 240-87740-1

SDG No.:

Lab Sample ID: CCV 240-303214/6 Calibration Date: 11/13/2017 12:53

Instrument ID: A2HP12 Calib Start Date: 10/03/2017 18:04

GC Column: CLP-1 (0.53mm) ID: 0.53(mm) Calib End Date: 10/03/2017 19:33

Lab File ID: P12111306.D

Analyte	RT	RT WINDOW	
		FROM	TO
PCB-1248 Peak 1	5.40	5.38	5.42
PCB-1248 Peak 2	6.74	6.72	6.76
PCB-1248 Peak 3	7.28	7.26	7.29
PCB-1248 Peak 4	7.55	7.53	7.56
PCB-1248 Peak 5	8.02	8.00	8.04

FORM VII
PCBS CONTINUING CALIBRATION DATA

Lab Name: TestAmerica Canton Job No.: 240-87740-1

SDG No.:

Lab Sample ID: CCV 240-303214/7 Calibration Date: 11/13/2017 13:11

Instrument ID: A2HP12 Calib Start Date: 10/03/2017 19:50

GC Column: CLP-1 (0.53mm) ID: 0.53(mm) Calib End Date: 10/03/2017 21:18

Lab File ID: P12111307.D Conc. Units: ng/uL

ANALYTE	CURVE TYPE	AVE RRF	RRF	MIN RRF	CALC AMOUNT	SPIKE AMOUNT	%D	MAX %D
PCB-1221 Peak 1	Ave	0.0100	0.0098		0.490	0.500	-1.9	20.0
PCB-1221 Peak 2	Ave	0.0064	0.0066		0.511	0.500	2.2	20.0
PCB-1221 Peak 3	Ave	0.0245	0.0236		0.482	0.500	-3.7	20.0
PCB-1254 Peak 1	Ave	0.0460	0.0509		0.553	0.500	10.5	20.0
PCB-1254 Peak 2	Ave	0.0651	0.0743		0.570	0.500	14.1	20.0
PCB-1254 Peak 3	Ave	0.0498	0.0564		0.566	0.500	13.3	20.0
PCB-1254 Peak 4	Ave	0.0448	0.0503		0.562	0.500	12.4	20.0
PCB-1254 Peak 5	Ave	0.0662	0.0756		0.571	0.500	14.2	20.0

FORM VII
PCBS CONTINUING CALIBRATION RETENTION TIME SUMMARY

Lab Name: TestAmerica Canton Job No.: 240-87740-1

SDG No.:

Lab Sample ID: CCV 240-303214/7 Calibration Date: 11/13/2017 13:11

Instrument ID: A2HP12 Calib Start Date: 10/03/2017 19:50

GC Column: CLP-1 (0.53mm) ID: 0.53(mm) Calib End Date: 10/03/2017 21:18

Lab File ID: P12111307.D

Analyte	RT	RT WINDOW	
		FROM	TO
PCB-1221 Peak 1	4.62	4.60	4.64
PCB-1221 Peak 2	4.84	4.82	4.86
PCB-1221 Peak 3	4.89	4.87	4.91
PCB-1254 Peak 1	7.55	7.53	7.57
PCB-1254 Peak 2	8.02	8.00	8.04
PCB-1254 Peak 3	8.35	8.34	8.37
PCB-1254 Peak 4	8.58	8.56	8.60
PCB-1254 Peak 5	8.90	8.88	8.92

FORM VII
PCBS CONTINUING CALIBRATION DATA

Lab Name: TestAmerica Canton Job No.: 240-87740-1

SDG No.:

Lab Sample ID: CCV 240-303663/3 Calibration Date: 11/15/2017 19:38

Instrument ID: A2HP12 Calib Start Date: 10/03/2017 21:36

GC Column: CLP-1 (0.53mm) ID: 0.53(mm) Calib End Date: 10/03/2017 23:04

Lab File ID: P12111537.D Conc. Units: ng/uL

ANALYTE	CURVE TYPE	AVE RRF	RRF	MIN RRF	CALC AMOUNT	SPIKE AMOUNT	%D	MAX %D
PCB-1016 Peak 1	Ave	0.0216	0.0198		0.457	0.500	-8.5	20.0
PCB-1016 Peak 2	Ave	0.0390	0.0381		0.488	0.500	-2.3	20.0
PCB-1016 Peak 3	Ave	0.0900	0.0908		0.505	0.500	0.9	20.0
PCB-1016 Peak 4	Ave	0.0380	0.0371		0.488	0.500	-2.4	20.0
PCB-1016 Peak 5	Ave	0.0386	0.0371		0.481	0.500	-3.9	20.0
PCB-1260 Peak 1	Ave	0.0570	0.0550		0.482	0.500	-3.5	20.0
PCB-1260 Peak 2	Ave	0.0922	0.0909		0.493	0.500	-1.3	20.0
PCB-1260 Peak 3	Ave	0.1023	0.1004		0.491	0.500	-1.8	20.0
PCB-1260 Peak 4	Ave	0.1321	0.1337		0.506	0.500	1.2	20.0
PCB-1260 Peak 5	Ave	0.0685	0.0677		0.494	0.500	-1.1	20.0
Tetrachloro-m-xylene	Ave	0.9776	0.9607		0.0246	0.0250	-1.7	20.0
DCB Decachlorobiphenyl	Ave	1.051	0.9240		0.0220	0.0250	-12.1	20.0

FORM VII
PCBS CONTINUING CALIBRATION RETENTION TIME SUMMARY

Lab Name: TestAmerica Canton Job No.: 240-87740-1

SDG No.:

Lab Sample ID: CCV 240-303663/3 Calibration Date: 11/15/2017 19:38

Instrument ID: A2HP12 Calib Start Date: 10/03/2017 21:36

GC Column: CLP-1 (0.53mm) ID: 0.53(mm) Calib End Date: 10/03/2017 23:04

Lab File ID: P12111537.D

Analyte	RT	RT WINDOW	
		FROM	TO
PCB-1016 Peak 1	4.89	4.87	4.91
PCB-1016 Peak 2	5.40	5.38	5.42
PCB-1016 Peak 3	6.03	6.01	6.05
PCB-1016 Peak 4	6.20	6.19	6.22
PCB-1016 Peak 5	6.74	6.72	6.76
PCB-1260 Peak 1	8.24	8.22	8.26
PCB-1260 Peak 2	8.57	8.56	8.59
PCB-1260 Peak 3	8.90	8.88	8.92
PCB-1260 Peak 4	9.68	9.66	9.70
PCB-1260 Peak 5	10.01	9.99	10.03
Tetrachloro-m-xylene	4.32	4.30	4.34
DCB Decachlorobiphenyl	11.16	11.15	11.18

FORM VII
PCBS CONTINUING CALIBRATION DATA

Lab Name: TestAmerica Canton Job No.: 240-87740-1

SDG No.:

Lab Sample ID: CCV 240-303663/4 Calibration Date: 11/15/2017 19:55

Instrument ID: A2HP12 Calib Start Date: 10/03/2017 14:33

GC Column: CLP-1 (0.53mm) ID: 0.53(mm) Calib End Date: 10/03/2017 16:01

Lab File ID: P12111538.D Conc. Units: ng/uL

ANALYTE	CURVE TYPE	AVE RRF	RRF	MIN RRF	CALC AMOUNT	SPIKE AMOUNT	%D	MAX %D
PCB-1232 Peak 1	Ave	0.0204	0.0193		0.474	0.500	-5.2	20.0
PCB-1232 Peak 2	Ave	0.0154	0.0152		0.493	0.500	-1.3	20.0
PCB-1232 Peak 3	Ave	0.0342	0.0357		0.522	0.500	4.4	20.0
PCB-1232 Peak 4	Ave	0.0145	0.0149		0.513	0.500	2.6	20.0
PCB-1232 Peak 5	Ave	0.0141	0.0145		0.514	0.500	2.8	20.0
PCB-1262 Peak 1	Ave	0.0522	0.0564		0.541	0.500	8.1	20.0
PCB-1262 Peak 2	Ave	0.0665	0.0733		0.551	0.500	10.2	20.0
PCB-1262 Peak 3	Ave	0.0600	0.0664		0.553	0.500	10.7	20.0
PCB-1262 Peak 4	Ave	0.1294	0.1478		0.571	0.500	14.2	20.0
PCB-1262 Peak 5	Ave	0.0535	0.0581		0.543	0.500	8.6	20.0

FORM VII
PCBS CONTINUING CALIBRATION RETENTION TIME SUMMARY

Lab Name: TestAmerica Canton Job No.: 240-87740-1

SDG No.:

Lab Sample ID: CCV 240-303663/4 Calibration Date: 11/15/2017 19:55

Instrument ID: A2HP12 Calib Start Date: 10/03/2017 14:33

GC Column: CLP-1 (0.53mm) ID: 0.53(mm) Calib End Date: 10/03/2017 16:01

Lab File ID: P12111538.D

Analyte	RT	RT WINDOW	
		FROM	TO
PCB-1232 Peak 1	4.89	4.87	4.91
PCB-1232 Peak 2	5.40	5.38	5.42
PCB-1232 Peak 3	6.03	6.01	6.05
PCB-1232 Peak 4	6.20	6.19	6.22
PCB-1232 Peak 5	6.74	6.72	6.76
PCB-1262 Peak 1	8.57	8.56	8.59
PCB-1262 Peak 2	9.04	9.02	9.06
PCB-1262 Peak 3	9.32	9.30	9.34
PCB-1262 Peak 4	9.68	9.66	9.70
PCB-1262 Peak 5	10.06	10.04	10.07

FORM VII
PCBS CONTINUING CALIBRATION DATA

Lab Name: TestAmerica Canton Job No.: 240-87740-1

SDG No.:

Lab Sample ID: CCV 240-303663/5 Calibration Date: 11/15/2017 20:13

Instrument ID: A2HP12 Calib Start Date: 10/03/2017 16:19

GC Column: CLP-1 (0.53mm) ID: 0.53(mm) Calib End Date: 10/03/2017 17:47

Lab File ID: P12111539.D Conc. Units: ng/uL

ANALYTE	CURVE TYPE	AVE RRF	RRF	MIN RRF	CALC AMOUNT	SPIKE AMOUNT	%D	MAX %D
PCB-1242 Peak 1	Ave	0.0149	0.0133		0.448	0.500	-10.4	20.0
PCB-1242 Peak 2	Ave	0.0265	0.0262		0.494	0.500	-1.1	20.0
PCB-1242 Peak 3	Ave	0.0603	0.0611		0.506	0.500	1.2	20.0
PCB-1242 Peak 4	Ave	0.0256	0.0252		0.491	0.500	-1.9	20.0
PCB-1242 Peak 5	Ave	0.0263	0.0260		0.495	0.500	-1.0	20.0
PCB-1268 Peak 1	Ave	0.1529	0.1568		0.513	0.500	2.6	20.0
PCB-1268 Peak 2	Ave	0.1475	0.1491		0.506	0.500	1.1	20.0
PCB-1268 Peak 3	Ave	0.1273	0.1276		0.501	0.500	0.2	20.0
PCB-1268 Peak 4	Ave	0.0548	0.0536		0.489	0.500	-2.2	20.0
PCB-1268 Peak 5	Ave	0.4193	0.4119		0.491	0.500	-1.8	20.0

FORM VII
PCBS CONTINUING CALIBRATION RETENTION TIME SUMMARY

Lab Name: TestAmerica Canton Job No.: 240-87740-1

SDG No.:

Lab Sample ID: CCV 240-303663/5 Calibration Date: 11/15/2017 20:13

Instrument ID: A2HP12 Calib Start Date: 10/03/2017 16:19

GC Column: CLP-1 (0.53mm) ID: 0.53(mm) Calib End Date: 10/03/2017 17:47

Lab File ID: P12111539.D

Analyte	RT	RT WINDOW	
		FROM	TO
PCB-1242 Peak 1	4.89	4.87	4.91
PCB-1242 Peak 2	5.40	5.38	5.42
PCB-1242 Peak 3	6.03	6.01	6.05
PCB-1242 Peak 4	6.20	6.19	6.22
PCB-1242 Peak 5	6.74	6.72	6.76
PCB-1268 Peak 1	10.05	10.04	10.07
PCB-1268 Peak 2	10.10	10.08	10.12
PCB-1268 Peak 3	10.31	10.29	10.33
PCB-1268 Peak 4	10.69	10.67	10.71
PCB-1268 Peak 5	10.98	10.96	11.00

FORM VII
PCBS CONTINUING CALIBRATION DATA

Lab Name: TestAmerica Canton Job No.: 240-87740-1

SDG No.:

Lab Sample ID: CCV 240-303663/6 Calibration Date: 11/15/2017 20:31

Instrument ID: A2HP12 Calib Start Date: 10/03/2017 18:04

GC Column: CLP-1 (0.53mm) ID: 0.53(mm) Calib End Date: 10/03/2017 19:33

Lab File ID: P12111540.D Conc. Units: ng/uL

ANALYTE	CURVE TYPE	AVE RRF	RRF	MIN RRF	CALC AMOUNT	SPIKE AMOUNT	%D	MAX %D
PCB-1248 Peak 1	Ave	0.0147	0.0144		0.487	0.500	-2.6	20.0
PCB-1248 Peak 2	Ave	0.0418	0.0416		0.497	0.500	-0.7	20.0
PCB-1248 Peak 3	Ave	0.0386	0.0408		0.528	0.500	5.7	20.0
PCB-1248 Peak 4	Ave	0.0312	0.0319		0.512	0.500	2.3	20.0
PCB-1248 Peak 5	Ave	0.0206	0.0209		0.508	0.500	1.5	20.0

FORM VII
PCBS CONTINUING CALIBRATION RETENTION TIME SUMMARY

Lab Name: TestAmerica Canton Job No.: 240-87740-1

SDG No.:

Lab Sample ID: CCV 240-303663/6 Calibration Date: 11/15/2017 20:31

Instrument ID: A2HP12 Calib Start Date: 10/03/2017 18:04

GC Column: CLP-1 (0.53mm) ID: 0.53(mm) Calib End Date: 10/03/2017 19:33

Lab File ID: P12111540.D

Analyte	RT	RT WINDOW	
		FROM	TO
PCB-1248 Peak 1	5.40	5.38	5.42
PCB-1248 Peak 2	6.74	6.72	6.76
PCB-1248 Peak 3	7.27	7.25	7.29
PCB-1248 Peak 4	7.54	7.52	7.56
PCB-1248 Peak 5	8.02	8.00	8.04

FORM VII
PCBS CONTINUING CALIBRATION DATA

Lab Name: TestAmerica Canton Job No.: 240-87740-1

SDG No.:

Lab Sample ID: CCV 240-303663/7 Calibration Date: 11/15/2017 20:48

Instrument ID: A2HP12 Calib Start Date: 10/03/2017 19:50

GC Column: CLP-1 (0.53mm) ID: 0.53(mm) Calib End Date: 10/03/2017 21:18

Lab File ID: P12111541.D Conc. Units: ng/uL

ANALYTE	CURVE TYPE	AVE RRF	RRF	MIN RRF	CALC AMOUNT	SPIKE AMOUNT	%D	MAX %D
PCB-1221 Peak 1	Ave	0.0100	0.0094		0.468	0.500	-6.4	20.0
PCB-1221 Peak 2	Ave	0.0064	0.0063		0.488	0.500	-2.3	20.0
PCB-1221 Peak 3	Ave	0.0245	0.0230		0.470	0.500	-6.1	20.0
PCB-1254 Peak 1	Ave	0.0460	0.0450		0.489	0.500	-2.2	20.0
PCB-1254 Peak 2	Ave	0.0651	0.0654		0.502	0.500	0.4	20.0
PCB-1254 Peak 3	Ave	0.0498	0.0500		0.502	0.500	0.4	20.0
PCB-1254 Peak 4	Ave	0.0448	0.0438		0.489	0.500	-2.1	20.0
PCB-1254 Peak 5	Ave	0.0662	0.0657		0.496	0.500	-0.7	20.0

FORM VII
PCBS CONTINUING CALIBRATION RETENTION TIME SUMMARY

Lab Name: TestAmerica Canton Job No.: 240-87740-1

SDG No.:

Lab Sample ID: CCV 240-303663/7 Calibration Date: 11/15/2017 20:48

Instrument ID: A2HP12 Calib Start Date: 10/03/2017 19:50

GC Column: CLP-1 (0.53mm) ID: 0.53(mm) Calib End Date: 10/03/2017 21:18

Lab File ID: P12111541.D

Analyte	RT	RT WINDOW	
		FROM	TO
PCB-1221 Peak 1	4.62	4.60	4.64
PCB-1221 Peak 2	4.83	4.82	4.85
PCB-1221 Peak 3	4.89	4.87	4.91
PCB-1254 Peak 1	7.55	7.53	7.56
PCB-1254 Peak 2	8.02	8.00	8.04
PCB-1254 Peak 3	8.35	8.33	8.37
PCB-1254 Peak 4	8.57	8.56	8.59
PCB-1254 Peak 5	8.90	8.88	8.92

FORM VII
PCBS CONTINUING CALIBRATION DATA

Lab Name: TestAmerica Canton Job No.: 240-87740-1

SDG No.:

Lab Sample ID: CCVIS 240-303663/28 Calibration Date: 11/16/2017 03:00

Instrument ID: A2HP12 Calib Start Date: 10/03/2017 21:36

GC Column: CLP-1 (0.53mm) ID: 0.53(mm) Calib End Date: 10/03/2017 23:04

Lab File ID: P12111562.D Conc. Units: ng/uL

ANALYTE	CURVE TYPE	AVE RRF	RRF	MIN RRF	CALC AMOUNT	SPIKE AMOUNT	%D	MAX %D
PCB-1016 Peak 1	Ave	0.0216	0.0196		0.452	0.500	-9.6	20.0
PCB-1016 Peak 2	Ave	0.0390	0.0382		0.489	0.500	-2.2	20.0
PCB-1016 Peak 3	Ave	0.0900	0.0939		0.522	0.500	4.4	20.0
PCB-1016 Peak 4	Ave	0.0380	0.0381		0.500	0.500	0.0	20.0
PCB-1016 Peak 5	Ave	0.0386	0.0385		0.498	0.500	-0.4	20.0
PCB-1260 Peak 1	Ave	0.0570	0.0587		0.514	0.500	2.8	20.0
PCB-1260 Peak 2	Ave	0.0922	0.0967		0.524	0.500	4.9	20.0
PCB-1260 Peak 3	Ave	0.1023	0.1068		0.522	0.500	4.4	20.0
PCB-1260 Peak 4	Ave	0.1321	0.1398		0.529	0.500	5.8	20.0
PCB-1260 Peak 5	Ave	0.0685	0.0726		0.530	0.500	6.1	20.0
Tetrachloro-m-xylene	Ave	0.9776	0.9718		0.0249	0.0250	-0.6	20.0
DCB Decachlorobiphenyl	Ave	1.051	1.029		0.0245	0.0250	-2.1	20.0

FORM VII
PCBS CONTINUING CALIBRATION RETENTION TIME SUMMARY

Lab Name: TestAmerica Canton Job No.: 240-87740-1

SDG No.:

Lab Sample ID: CCVIS 240-303663/28 Calibration Date: 11/16/2017 03:00

Instrument ID: A2HP12 Calib Start Date: 10/03/2017 21:36

GC Column: CLP-1 (0.53mm) ID: 0.53(mm) Calib End Date: 10/03/2017 23:04

Lab File ID: P12111562.D

Analyte	RT	RT WINDOW	
		FROM	TO
PCB-1016 Peak 1	4.89	4.87	4.91
PCB-1016 Peak 2	5.40	5.38	5.42
PCB-1016 Peak 3	6.03	6.01	6.05
PCB-1016 Peak 4	6.20	6.18	6.22
PCB-1016 Peak 5	6.74	6.72	6.76
PCB-1260 Peak 1	8.24	8.22	8.26
PCB-1260 Peak 2	8.57	8.55	8.59
PCB-1260 Peak 3	8.90	8.88	8.92
PCB-1260 Peak 4	9.68	9.66	9.70
PCB-1260 Peak 5	10.01	9.99	10.03
Tetrachloro-m-xylene	4.31	4.29	4.33
DCB Decachlorobiphenyl	11.16	11.15	11.18

FORM VII
PCBS CONTINUING CALIBRATION DATA

Lab Name: TestAmerica Canton Job No.: 240-87740-1

SDG No.:

Lab Sample ID: CCV 240-303724/3 Calibration Date: 11/16/2017 09:18

Instrument ID: A2HP12 Calib Start Date: 10/03/2017 21:36

GC Column: CLP-1 (0.53mm) ID: 0.53(mm) Calib End Date: 10/03/2017 23:04

Lab File ID: P12111603.D Conc. Units: ng/uL

ANALYTE	CURVE TYPE	AVE RRF	RRF	MIN RRF	CALC AMOUNT	SPIKE AMOUNT	%D	MAX %D
PCB-1016 Peak 1	Ave	0.0216	0.0201		0.464	0.500	-7.2	20.0
PCB-1016 Peak 2	Ave	0.0390	0.0392		0.503	0.500	0.5	20.0
PCB-1016 Peak 3	Ave	0.0900	0.0978		0.543	0.500	8.7	20.0
PCB-1016 Peak 4	Ave	0.0380	0.0397		0.522	0.500	4.4	20.0
PCB-1016 Peak 5	Ave	0.0386	0.0415		0.537	0.500	7.5	20.0
PCB-1260 Peak 1	Ave	0.0570	0.0639		0.560	0.500	12.0	20.0
PCB-1260 Peak 2	Ave	0.0922	0.1056		0.573	0.500	14.6	20.0
PCB-1260 Peak 3	Ave	0.1023	0.1170		0.572	0.500	14.4	20.0
PCB-1260 Peak 4	Ave	0.1321	0.1579		0.598	0.500	19.5	20.0
PCB-1260 Peak 5	Ave	0.0685	0.0805		0.588	0.500	17.5	20.0
Tetrachloro-m-xylene	Ave	0.9776	0.9813		0.0251	0.0250	0.4	20.0
DCB Decachlorobiphenyl	Ave	1.051	1.158		0.0275	0.0250	10.1	20.0

FORM VII
PCBS CONTINUING CALIBRATION RETENTION TIME SUMMARY

Lab Name: TestAmerica Canton Job No.: 240-87740-1

SDG No.:

Lab Sample ID: CCV 240-303724/3 Calibration Date: 11/16/2017 09:18

Instrument ID: A2HP12 Calib Start Date: 10/03/2017 21:36

GC Column: CLP-1 (0.53mm) ID: 0.53(mm) Calib End Date: 10/03/2017 23:04

Lab File ID: P12111603.D

Analyte	RT	RT WINDOW	
		FROM	TO
PCB-1016 Peak 1	4.89	4.87	4.91
PCB-1016 Peak 2	5.40	5.38	5.42
PCB-1016 Peak 3	6.03	6.01	6.05
PCB-1016 Peak 4	6.20	6.18	6.22
PCB-1016 Peak 5	6.74	6.72	6.76
PCB-1260 Peak 1	8.24	8.22	8.26
PCB-1260 Peak 2	8.57	8.55	8.59
PCB-1260 Peak 3	8.90	8.88	8.92
PCB-1260 Peak 4	9.68	9.66	9.70
PCB-1260 Peak 5	10.01	9.99	10.03
Tetrachloro-m-xylene	4.31	4.29	4.33
DCB Decachlorobiphenyl	11.16	11.15	11.18

FORM VII
PCBS CONTINUING CALIBRATION DATA

Lab Name: TestAmerica Canton Job No.: 240-87740-1

SDG No.:

Lab Sample ID: CCV 240-303724/4 Calibration Date: 11/16/2017 09:36

Instrument ID: A2HP12 Calib Start Date: 10/03/2017 14:33

GC Column: CLP-1 (0.53mm) ID: 0.53(mm) Calib End Date: 10/03/2017 16:01

Lab File ID: P12111604.D Conc. Units: ng/uL

ANALYTE	CURVE TYPE	AVE RRF	RRF	MIN RRF	CALC AMOUNT	SPIKE AMOUNT	%D	MAX %D
PCB-1232 Peak 1	Ave	0.0204	0.0195		0.480	0.500	-4.1	20.0
PCB-1232 Peak 2	Ave	0.0154	0.0151		0.489	0.500	-2.1	20.0
PCB-1232 Peak 3	Ave	0.0342	0.0351		0.513	0.500	2.5	20.0
PCB-1232 Peak 4	Ave	0.0145	0.0148		0.508	0.500	1.5	20.0
PCB-1232 Peak 5	Ave	0.0141	0.0143		0.504	0.500	0.8	20.0
PCB-1262 Peak 1	Ave	0.0522	0.0553		0.530	0.500	6.0	20.0
PCB-1262 Peak 2	Ave	0.0665	0.0715		0.537	0.500	7.5	20.0
PCB-1262 Peak 3	Ave	0.0600	0.0648		0.541	0.500	8.1	20.0
PCB-1262 Peak 4	Ave	0.1294	0.1445		0.558	0.500	11.7	20.0
PCB-1262 Peak 5	Ave	0.0535	0.0578		0.541	0.500	8.1	20.0

FORM VII
PCBS CONTINUING CALIBRATION RETENTION TIME SUMMARY

Lab Name: TestAmerica Canton Job No.: 240-87740-1

SDG No.:

Lab Sample ID: CCV 240-303724/4 Calibration Date: 11/16/2017 09:36

Instrument ID: A2HP12 Calib Start Date: 10/03/2017 14:33

GC Column: CLP-1 (0.53mm) ID: 0.53(mm) Calib End Date: 10/03/2017 16:01

Lab File ID: P12111604.D

Analyte	RT	RT WINDOW	
		FROM	TO
PCB-1232 Peak 1	4.89	4.87	4.91
PCB-1232 Peak 2	5.40	5.38	5.42
PCB-1232 Peak 3	6.03	6.01	6.05
PCB-1232 Peak 4	6.20	6.18	6.22
PCB-1232 Peak 5	6.74	6.72	6.76
PCB-1262 Peak 1	8.58	8.56	8.59
PCB-1262 Peak 2	9.04	9.02	9.06
PCB-1262 Peak 3	9.32	9.30	9.34
PCB-1262 Peak 4	9.68	9.66	9.70
PCB-1262 Peak 5	10.05	10.04	10.07

FORM VII
PCBS CONTINUING CALIBRATION DATA

Lab Name: TestAmerica Canton Job No.: 240-87740-1

SDG No.:

Lab Sample ID: CCV 240-303724/5 Calibration Date: 11/16/2017 09:54

Instrument ID: A2HP12 Calib Start Date: 10/03/2017 16:19

GC Column: CLP-1 (0.53mm) ID: 0.53(mm) Calib End Date: 10/03/2017 17:47

Lab File ID: P12111605.D Conc. Units: ng/uL

ANALYTE	CURVE TYPE	AVE RRF	RRF	MIN RRF	CALC AMOUNT	SPIKE AMOUNT	%D	MAX %D
PCB-1242 Peak 1	Ave	0.0149	0.0135		0.454	0.500	-9.2	20.0
PCB-1242 Peak 2	Ave	0.0265	0.0263		0.496	0.500	-0.7	20.0
PCB-1242 Peak 3	Ave	0.0603	0.0622		0.515	0.500	3.0	20.0
PCB-1242 Peak 4	Ave	0.0256	0.0258		0.503	0.500	0.5	20.0
PCB-1242 Peak 5	Ave	0.0263	0.0267		0.507	0.500	1.4	20.0
PCB-1268 Peak 1	Ave	0.1529	0.1663		0.544	0.500	8.8	20.0
PCB-1268 Peak 2	Ave	0.1475	0.1573		0.533	0.500	6.6	20.0
PCB-1268 Peak 3	Ave	0.1273	0.1357		0.533	0.500	6.6	20.0
PCB-1268 Peak 4	Ave	0.0548	0.0580		0.529	0.500	5.8	20.0
PCB-1268 Peak 5	Ave	0.4193	0.4458		0.532	0.500	6.3	20.0

FORM VII
PCBS CONTINUING CALIBRATION RETENTION TIME SUMMARY

Lab Name: TestAmerica Canton Job No.: 240-87740-1

SDG No.:

Lab Sample ID: CCV 240-303724/5 Calibration Date: 11/16/2017 09:54

Instrument ID: A2HP12 Calib Start Date: 10/03/2017 16:19

GC Column: CLP-1 (0.53mm) ID: 0.53(mm) Calib End Date: 10/03/2017 17:47

Lab File ID: P12111605.D

Analyte	RT	RT WINDOW	
		FROM	TO
PCB-1242 Peak 1	4.89	4.87	4.91
PCB-1242 Peak 2	5.40	5.38	5.42
PCB-1242 Peak 3	6.03	6.01	6.05
PCB-1242 Peak 4	6.20	6.18	6.22
PCB-1242 Peak 5	6.74	6.72	6.76
PCB-1268 Peak 1	10.05	10.03	10.07
PCB-1268 Peak 2	10.10	10.08	10.12
PCB-1268 Peak 3	10.31	10.29	10.33
PCB-1268 Peak 4	10.69	10.67	10.71
PCB-1268 Peak 5	10.98	10.96	11.00

FORM VII
PCBS CONTINUING CALIBRATION DATA

Lab Name: TestAmerica Canton Job No.: 240-87740-1

SDG No.:

Lab Sample ID: CCV 240-303724/6 Calibration Date: 11/16/2017 10:11

Instrument ID: A2HP12 Calib Start Date: 10/03/2017 18:04

GC Column: CLP-1 (0.53mm) ID: 0.53(mm) Calib End Date: 10/03/2017 19:33

Lab File ID: P12111606.D Conc. Units: ng/uL

ANALYTE	CURVE TYPE	AVE RRF	RRF	MIN RRF	CALC AMOUNT	SPIKE AMOUNT	%D	MAX %D
PCB-1248 Peak 1	Ave	0.0147	0.0146		0.494	0.500	-1.2	20.0
PCB-1248 Peak 2	Ave	0.0418	0.0429		0.512	0.500	2.4	20.0
PCB-1248 Peak 3	Ave	0.0386	0.0411		0.532	0.500	6.4	20.0
PCB-1248 Peak 4	Ave	0.0312	0.0329		0.527	0.500	5.5	20.0
PCB-1248 Peak 5	Ave	0.0206	0.0218		0.530	0.500	6.1	20.0

FORM VII
PCBS CONTINUING CALIBRATION RETENTION TIME SUMMARY

Lab Name: TestAmerica Canton Job No.: 240-87740-1

SDG No.:

Lab Sample ID: CCV 240-303724/6 Calibration Date: 11/16/2017 10:11

Instrument ID: A2HP12 Calib Start Date: 10/03/2017 18:04

GC Column: CLP-1 (0.53mm) ID: 0.53(mm) Calib End Date: 10/03/2017 19:33

Lab File ID: P12111606.D

Analyte	RT	RT WINDOW	
		FROM	TO
PCB-1248 Peak 1	5.40	5.38	5.42
PCB-1248 Peak 2	6.74	6.72	6.76
PCB-1248 Peak 3	7.27	7.25	7.29
PCB-1248 Peak 4	7.54	7.52	7.56
PCB-1248 Peak 5	8.02	8.00	8.04

FORM VII
PCBS CONTINUING CALIBRATION DATA

Lab Name: TestAmerica Canton Job No.: 240-87740-1

SDG No.:

Lab Sample ID: CCV 240-303724/7 Calibration Date: 11/16/2017 10:29

Instrument ID: A2HP12 Calib Start Date: 10/03/2017 19:50

GC Column: CLP-1 (0.53mm) ID: 0.53(mm) Calib End Date: 10/03/2017 21:18

Lab File ID: P12111607.D Conc. Units: ng/uL

ANALYTE	CURVE TYPE	AVE RRF	RRF	MIN RRF	CALC AMOUNT	SPIKE AMOUNT	%D	MAX %D
PCB-1221 Peak 1	Ave	0.0100	0.0096		0.476	0.500	-4.9	20.0
PCB-1221 Peak 2	Ave	0.0064	0.0064		0.499	0.500	-0.2	20.0
PCB-1221 Peak 3	Ave	0.0245	0.0229		0.468	0.500	-6.3	20.0
PCB-1254 Peak 1	Ave	0.0460	0.0503		0.546	0.500	9.2	20.0
PCB-1254 Peak 2	Ave	0.0651	0.0733		0.562	0.500	12.5	20.0
PCB-1254 Peak 3	Ave	0.0498	0.0559		0.562	0.500	12.4	20.0
PCB-1254 Peak 4	Ave	0.0448	0.0495		0.553	0.500	10.6	20.0
PCB-1254 Peak 5	Ave	0.0662	0.0744		0.563	0.500	12.5	20.0

FORM VII
PCBS CONTINUING CALIBRATION RETENTION TIME SUMMARY

Lab Name: TestAmerica Canton Job No.: 240-87740-1

SDG No.:

Lab Sample ID: CCV 240-303724/7 Calibration Date: 11/16/2017 10:29

Instrument ID: A2HP12 Calib Start Date: 10/03/2017 19:50

GC Column: CLP-1 (0.53mm) ID: 0.53(mm) Calib End Date: 10/03/2017 21:18

Lab File ID: P12111607.D

Analyte	RT	RT WINDOW	
		FROM	TO
PCB-1221 Peak 1	4.62	4.60	4.63
PCB-1221 Peak 2	4.83	4.81	4.85
PCB-1221 Peak 3	4.89	4.87	4.91
PCB-1254 Peak 1	7.54	7.53	7.56
PCB-1254 Peak 2	8.02	8.00	8.04
PCB-1254 Peak 3	8.35	8.33	8.37
PCB-1254 Peak 4	8.57	8.55	8.59
PCB-1254 Peak 5	8.90	8.88	8.92

FORM VII
PCBS CONTINUING CALIBRATION DATA

Lab Name: TestAmerica Canton Job No.: 240-87740-1

SDG No.:

Lab Sample ID: CCVIS 240-303724/29 Calibration Date: 11/16/2017 16:58

Instrument ID: A2HP12 Calib Start Date: 10/03/2017 21:36

GC Column: CLP-1 (0.53mm) ID: 0.53(mm) Calib End Date: 10/03/2017 23:04

Lab File ID: P12111629.D Conc. Units: ng/uL

ANALYTE	CURVE TYPE	AVE RRF	RRF	MIN RRF	CALC AMOUNT	SPIKE AMOUNT	%D	MAX %D
PCB-1016 Peak 1	Ave	0.0216	0.0204		0.471	0.500	-5.7	20.0
PCB-1016 Peak 2	Ave	0.0390	0.0403		0.516	0.500	3.2	20.0
PCB-1016 Peak 3	Ave	0.0900	0.1007		0.560	0.500	12.0	20.0
PCB-1016 Peak 4	Ave	0.0380	0.0408		0.537	0.500	7.3	20.0
PCB-1016 Peak 5	Ave	0.0386	0.0427		0.554	0.500	10.8	20.0
PCB-1260 Peak 1	Ave	0.0570	0.0649		0.569	0.500	13.7	20.0
PCB-1260 Peak 2	Ave	0.0922	0.1062		0.576	0.500	15.2	20.0
PCB-1260 Peak 3	Ave	0.1023	0.1176		0.575	0.500	15.0	20.0
PCB-1260 Peak 4	Ave	0.1321	0.1548		0.586	0.500	17.2	20.0
PCB-1260 Peak 5	Ave	0.0685	0.0792		0.578	0.500	15.6	20.0
Tetrachloro-m-xylene	Ave	0.9776	0.999		0.0255	0.0250	2.2	20.0
DCB Decachlorobiphenyl	Ave	1.051	1.107		0.0263	0.0250	5.3	20.0

FORM VII
PCBS CONTINUING CALIBRATION RETENTION TIME SUMMARY

Lab Name: TestAmerica Canton Job No.: 240-87740-1

SDG No.:

Lab Sample ID: CCVIS 240-303724/29 Calibration Date: 11/16/2017 16:58

Instrument ID: A2HP12 Calib Start Date: 10/03/2017 21:36

GC Column: CLP-1 (0.53mm) ID: 0.53(mm) Calib End Date: 10/03/2017 23:04

Lab File ID: P12111629.D

Analyte	RT	RT WINDOW	
		FROM	TO
PCB-1016 Peak 1	4.89	4.87	4.91
PCB-1016 Peak 2	5.40	5.38	5.42
PCB-1016 Peak 3	6.03	6.01	6.05
PCB-1016 Peak 4	6.20	6.18	6.22
PCB-1016 Peak 5	6.74	6.72	6.76
PCB-1260 Peak 1	8.24	8.22	8.26
PCB-1260 Peak 2	8.57	8.55	8.59
PCB-1260 Peak 3	8.90	8.88	8.92
PCB-1260 Peak 4	9.68	9.66	9.70
PCB-1260 Peak 5	10.01	9.99	10.02
Tetrachloro-m-xylene	4.31	4.29	4.33
DCB Decachlorobiphenyl	11.16	11.14	11.18

FORM VII
PCBS CONTINUING CALIBRATION DATA

Lab Name: TestAmerica Canton Job No.: 240-87740-1

SDG No.:

Lab Sample ID: CCV 240-303927/4 Calibration Date: 11/16/2017 20:13

Instrument ID: A2HP12 Calib Start Date: 10/03/2017 14:33

GC Column: CLP-1 (0.53mm) ID: 0.53(mm) Calib End Date: 10/03/2017 16:01

Lab File ID: P12111640.D Conc. Units: ng/uL

ANALYTE	CURVE TYPE	AVE RRF	RRF	MIN RRF	CALC AMOUNT	SPIKE AMOUNT	%D	MAX %D
PCB-1232 Peak 1	Ave	0.0204	0.0186		0.457	0.500	-8.6	20.0
PCB-1232 Peak 2	Ave	0.0154	0.0147		0.474	0.500	-5.1	20.0
PCB-1232 Peak 3	Ave	0.0342	0.0340		0.496	0.500	-0.8	20.0
PCB-1232 Peak 4	Ave	0.0145	0.0142		0.490	0.500	-2.0	20.0
PCB-1232 Peak 5	Ave	0.0141	0.0135		0.477	0.500	-4.7	20.0
PCB-1262 Peak 1	Ave	0.0522	0.0528		0.506	0.500	1.1	20.0
PCB-1262 Peak 2	Ave	0.0665	0.0682		0.513	0.500	2.5	20.0
PCB-1262 Peak 3	Ave	0.0600	0.0618		0.515	0.500	3.1	20.0
PCB-1262 Peak 4	Ave	0.1294	0.1383		0.534	0.500	6.9	20.0
PCB-1262 Peak 5	Ave	0.0535	0.0550		0.515	0.500	3.0	20.0

FORM VII
PCBS CONTINUING CALIBRATION RETENTION TIME SUMMARY

Lab Name: TestAmerica Canton Job No.: 240-87740-1

SDG No.:

Lab Sample ID: CCV 240-303927/4 Calibration Date: 11/16/2017 20:13

Instrument ID: A2HP12 Calib Start Date: 10/03/2017 14:33

GC Column: CLP-1 (0.53mm) ID: 0.53(mm) Calib End Date: 10/03/2017 16:01

Lab File ID: P12111640.D

Analyte	RT	RT WINDOW	
		FROM	TO
PCB-1232 Peak 1	4.89	4.87	4.91
PCB-1232 Peak 2	5.40	5.38	5.42
PCB-1232 Peak 3	6.03	6.01	6.05
PCB-1232 Peak 4	6.20	6.18	6.22
PCB-1232 Peak 5	6.74	6.72	6.76
PCB-1262 Peak 1	8.57	8.56	8.59
PCB-1262 Peak 2	9.04	9.02	9.06
PCB-1262 Peak 3	9.32	9.30	9.34
PCB-1262 Peak 4	9.68	9.66	9.70
PCB-1262 Peak 5	10.05	10.04	10.07

FORM VII
PCBS CONTINUING CALIBRATION DATA

Lab Name: TestAmerica Canton Job No.: 240-87740-1

SDG No.:

Lab Sample ID: CCV 240-303927/5 Calibration Date: 11/16/2017 20:31

Instrument ID: A2HP12 Calib Start Date: 10/03/2017 16:19

GC Column: CLP-1 (0.53mm) ID: 0.53(mm) Calib End Date: 10/03/2017 17:47

Lab File ID: P12111641.D Conc. Units: ng/uL

ANALYTE	CURVE TYPE	AVE RRF	RRF	MIN RRF	CALC AMOUNT	SPIKE AMOUNT	%D	MAX %D
PCB-1242 Peak 1	Ave	0.0149	0.0134		0.450	0.500	-10.1	20.0
PCB-1242 Peak 2	Ave	0.0265	0.0260		0.491	0.500	-1.8	20.0
PCB-1242 Peak 3	Ave	0.0603	0.0612		0.507	0.500	1.4	20.0
PCB-1242 Peak 4	Ave	0.0256	0.0252		0.492	0.500	-1.7	20.0
PCB-1242 Peak 5	Ave	0.0263	0.0259		0.493	0.500	-1.4	20.0
PCB-1268 Peak 1	Ave	0.1529	0.1596		0.522	0.500	4.4	20.0
PCB-1268 Peak 2	Ave	0.1475	0.1535		0.520	0.500	4.1	20.0
PCB-1268 Peak 3	Ave	0.1273	0.1309		0.514	0.500	2.8	20.0
PCB-1268 Peak 4	Ave	0.0548	0.0542		0.494	0.500	-1.2	20.0
PCB-1268 Peak 5	Ave	0.4193	0.4274		0.510	0.500	1.9	20.0

FORM VII
PCBS CONTINUING CALIBRATION RETENTION TIME SUMMARY

Lab Name: TestAmerica Canton Job No.: 240-87740-1

SDG No.:

Lab Sample ID: CCV 240-303927/5 Calibration Date: 11/16/2017 20:31

Instrument ID: A2HP12 Calib Start Date: 10/03/2017 16:19

GC Column: CLP-1 (0.53mm) ID: 0.53(mm) Calib End Date: 10/03/2017 17:47

Lab File ID: P12111641.D

Analyte	RT	RT WINDOW	
		FROM	TO
PCB-1242 Peak 1	4.89	4.87	4.91
PCB-1242 Peak 2	5.40	5.38	5.42
PCB-1242 Peak 3	6.03	6.01	6.05
PCB-1242 Peak 4	6.20	6.19	6.22
PCB-1242 Peak 5	6.74	6.72	6.76
PCB-1268 Peak 1	10.05	10.03	10.07
PCB-1268 Peak 2	10.10	10.08	10.12
PCB-1268 Peak 3	10.31	10.29	10.33
PCB-1268 Peak 4	10.69	10.67	10.71
PCB-1268 Peak 5	10.98	10.96	11.00

FORM VII
PCBS CONTINUING CALIBRATION DATA

Lab Name: TestAmerica Canton Job No.: 240-87740-1

SDG No.:

Lab Sample ID: CCV 240-303927/6 Calibration Date: 11/16/2017 20:48

Instrument ID: A2HP12 Calib Start Date: 10/03/2017 18:04

GC Column: CLP-1 (0.53mm) ID: 0.53(mm) Calib End Date: 10/03/2017 19:33

Lab File ID: P12111642.D Conc. Units: ng/uL

ANALYTE	CURVE TYPE	AVE RRF	RRF	MIN RRF	CALC AMOUNT	SPIKE AMOUNT	%D	MAX %D
PCB-1248 Peak 1	Ave	0.0147	0.0141		0.478	0.500	-4.4	20.0
PCB-1248 Peak 2	Ave	0.0418	0.0405		0.484	0.500	-3.2	20.0
PCB-1248 Peak 3	Ave	0.0386	0.0391		0.507	0.500	1.4	20.0
PCB-1248 Peak 4	Ave	0.0312	0.0312		0.499	0.500	-0.2	20.0
PCB-1248 Peak 5	Ave	0.0206	0.0202		0.492	0.500	-1.6	20.0

FORM VII
PCBS CONTINUING CALIBRATION RETENTION TIME SUMMARY

Lab Name: TestAmerica Canton Job No.: 240-87740-1

SDG No.:

Lab Sample ID: CCV 240-303927/6 Calibration Date: 11/16/2017 20:48

Instrument ID: A2HP12 Calib Start Date: 10/03/2017 18:04

GC Column: CLP-1 (0.53mm) ID: 0.53(mm) Calib End Date: 10/03/2017 19:33

Lab File ID: P12111642.D

Analyte	RT	RT WINDOW	
		FROM	TO
PCB-1248 Peak 1	5.40	5.38	5.42
PCB-1248 Peak 2	6.74	6.72	6.76
PCB-1248 Peak 3	7.27	7.25	7.29
PCB-1248 Peak 4	7.54	7.52	7.56
PCB-1248 Peak 5	8.02	8.00	8.04

FORM VII
PCBS CONTINUING CALIBRATION DATA

Lab Name: TestAmerica Canton Job No.: 240-87740-1

SDG No.:

Lab Sample ID: CCV 240-303927/7 Calibration Date: 11/16/2017 21:06

Instrument ID: A2HP12 Calib Start Date: 10/03/2017 19:50

GC Column: CLP-1 (0.53mm) ID: 0.53(mm) Calib End Date: 10/03/2017 21:18

Lab File ID: P12111643.D Conc. Units: ng/uL

ANALYTE	CURVE TYPE	AVE RRF	RRF	MIN RRF	CALC AMOUNT	SPIKE AMOUNT	%D	MAX %D
PCB-1221 Peak 1	Ave	0.0100	0.0097		0.485	0.500	-3.0	20.0
PCB-1221 Peak 2	Ave	0.0064	0.0065		0.500	0.500	0.0	20.0
PCB-1221 Peak 3	Ave	0.0245	0.0233		0.476	0.500	-4.8	20.0
PCB-1254 Peak 1	Ave	0.0460	0.0487		0.529	0.500	5.9	20.0
PCB-1254 Peak 2	Ave	0.0651	0.0708		0.544	0.500	8.7	20.0
PCB-1254 Peak 3	Ave	0.0498	0.0542		0.544	0.500	8.9	20.0
PCB-1254 Peak 4	Ave	0.0448	0.0476		0.532	0.500	6.4	20.0
PCB-1254 Peak 5	Ave	0.0662	0.0719		0.543	0.500	8.7	20.0

FORM VII
PCBS CONTINUING CALIBRATION RETENTION TIME SUMMARY

Lab Name: TestAmerica Canton Job No.: 240-87740-1

SDG No.:

Lab Sample ID: CCV 240-303927/7 Calibration Date: 11/16/2017 21:06

Instrument ID: A2HP12 Calib Start Date: 10/03/2017 19:50

GC Column: CLP-1 (0.53mm) ID: 0.53(mm) Calib End Date: 10/03/2017 21:18

Lab File ID: P12111643.D

Analyte	RT	RT WINDOW	
		FROM	TO
PCB-1221 Peak 1	4.62	4.60	4.64
PCB-1221 Peak 2	4.83	4.81	4.85
PCB-1221 Peak 3	4.89	4.87	4.91
PCB-1254 Peak 1	7.55	7.53	7.57
PCB-1254 Peak 2	8.02	8.00	8.04
PCB-1254 Peak 3	8.35	8.33	8.37
PCB-1254 Peak 4	8.57	8.55	8.59
PCB-1254 Peak 5	8.90	8.88	8.92

FORM VII
PCBS CONTINUING CALIBRATION DATA

Lab Name: TestAmerica Canton Job No.: 240-87740-1

SDG No.:

Lab Sample ID: CCVIS 240-303927/28 Calibration Date: 11/17/2017 03:17

Instrument ID: A2HP12 Calib Start Date: 10/03/2017 21:36

GC Column: CLP-1 (0.53mm) ID: 0.53(mm) Calib End Date: 10/03/2017 23:04

Lab File ID: P12111664.D Conc. Units: ng/uL

ANALYTE	CURVE TYPE	AVE RRF	RRF	MIN RRF	CALC AMOUNT	SPIKE AMOUNT	%D	MAX %D
PCB-1016 Peak 1	Ave	0.0216	0.0195		0.451	0.500	-9.9	20.0
PCB-1016 Peak 2	Ave	0.0390	0.0377		0.483	0.500	-3.4	20.0
PCB-1016 Peak 3	Ave	0.0900	0.0905		0.503	0.500	0.6	20.0
PCB-1016 Peak 4	Ave	0.0380	0.0367		0.483	0.500	-3.4	20.0
PCB-1016 Peak 5	Ave	0.0386	0.0370		0.480	0.500	-4.1	20.0
PCB-1260 Peak 1	Ave	0.0570	0.0561		0.492	0.500	-1.6	20.0
PCB-1260 Peak 2	Ave	0.0922	0.0920		0.499	0.500	-0.2	20.0
PCB-1260 Peak 3	Ave	0.1023	0.1010		0.494	0.500	-1.3	20.0
PCB-1260 Peak 4	Ave	0.1321	0.1320		0.500	0.500	-0.0	20.0
PCB-1260 Peak 5	Ave	0.0685	0.0677		0.494	0.500	-1.2	20.0
Tetrachloro-m-xylene	Ave	0.9776	0.9577		0.0245	0.0250	-2.0	20.0
DCB Decachlorobiphenyl	Ave	1.051	0.9628		0.0229	0.0250	-8.4	20.0

FORM VII
PCBS CONTINUING CALIBRATION RETENTION TIME SUMMARY

Lab Name: TestAmerica Canton Job No.: 240-87740-1

SDG No.:

Lab Sample ID: CCVIS 240-303927/28 Calibration Date: 11/17/2017 03:17

Instrument ID: A2HP12 Calib Start Date: 10/03/2017 21:36

GC Column: CLP-1 (0.53mm) ID: 0.53(mm) Calib End Date: 10/03/2017 23:04

Lab File ID: P12111664.D

Analyte	RT	RT WINDOW	
		FROM	TO
PCB-1016 Peak 1	4.89	4.87	4.91
PCB-1016 Peak 2	5.40	5.38	5.42
PCB-1016 Peak 3	6.03	6.01	6.05
PCB-1016 Peak 4	6.20	6.19	6.22
PCB-1016 Peak 5	6.74	6.72	6.76
PCB-1260 Peak 1	8.24	8.22	8.26
PCB-1260 Peak 2	8.58	8.56	8.59
PCB-1260 Peak 3	8.90	8.88	8.92
PCB-1260 Peak 4	9.68	9.66	9.70
PCB-1260 Peak 5	10.01	9.99	10.03
Tetrachloro-m-xylene	4.32	4.30	4.33
DCB Decachlorobiphenyl	11.16	11.14	11.18

FORM VII
PCBS CONTINUING CALIBRATION DATA

Lab Name: TestAmerica Canton Job No.: 240-87740-1

SDG No.:

Lab Sample ID: ICV 240-299397/35 Calibration Date: 10/18/2017 03:46

Instrument ID: A2HP13 Calib Start Date: 10/17/2017 18:18

GC Column: CLP-1 (0.53mm) ID: 0.53(mm) Calib End Date: 10/17/2017 19:49

Lab File ID: SIG1101735.D Conc. Units: ng/uL

ANALYTE	CURVE TYPE	AVE RRF	RRF	MIN RRF	CALC AMOUNT	SPIKE AMOUNT	%D	MAX %D
PCB-1232 Peak 1	Ave	0.0221	0.0193		0.436	0.500	-12.8	20.0
PCB-1232 Peak 2	Ave	0.0178	0.0165		0.462	0.500	-7.6	20.0
PCB-1232 Peak 3	Ave	0.0363	0.0286		0.394	0.500	-21.3*	20.0
PCB-1232 Peak 4	Ave	0.0153	0.0148		0.484	0.500	-3.2	20.0
PCB-1232 Peak 5	Ave	0.0060	0.0055		0.461	0.500	-7.8	20.0

Avg. %D < 20% ✓

FORM VII
PCBS CONTINUING CALIBRATION RETENTION TIME SUMMARY

Lab Name: TestAmerica Canton Job No.: 240-87740-1

SDG No.:

Lab Sample ID: ICV 240-299397/35 Calibration Date: 10/18/2017 03:46

Instrument ID: A2HP13 Calib Start Date: 10/17/2017 18:18

GC Column: CLP-1 (0.53mm) ID: 0.53(mm) Calib End Date: 10/17/2017 19:49

Lab File ID: SIG1101735.D

Analyte	RT	RT WINDOW	
		FROM	TO
PCB-1232 Peak 1	3.74	3.72	3.76
PCB-1232 Peak 2	4.34	4.33	4.36
PCB-1232 Peak 3	5.09	5.07	5.11
PCB-1232 Peak 4	5.29	5.27	5.31
PCB-1232 Peak 5	5.67	5.65	5.69

FORM VII
PCBS CONTINUING CALIBRATION DATA

Lab Name: TestAmerica Canton Job No.: 240-87740-1

SDG No.:

Lab Sample ID: ICV 240-299397/35 Calibration Date: 10/18/2017 03:46

Instrument ID: A2HP13 Calib Start Date: 10/17/2017 18:18

GC Column: CLP-2 (0.53mm) ID: 0.53(mm) Calib End Date: 10/17/2017 19:49

Lab File ID: SIG1101735.D Conc. Units: ng/uL

ANALYTE	CURVE TYPE	AVE RRF	RRF	MIN RRF	CALC AMOUNT	SPIKE AMOUNT	%D	MAX %D
PCB-1232 Peak 1	Ave	0.0228	0.0205		0.451	0.500	-9.8	20.0
PCB-1232 Peak 2	Ave	0.0196	0.0173		0.443	0.500	-11.4	20.0
PCB-1232 Peak 3	Ave	0.0356	0.0345		0.484	0.500	-3.1	20.0
PCB-1232 Peak 4	Ave	0.0145	0.0151		0.520	0.500	4.1	20.0
PCB-1232 Peak 5	Ave	0.0105	0.0107		0.507	0.500	1.4	20.0

FORM VII
PCBS CONTINUING CALIBRATION RETENTION TIME SUMMARY

Lab Name: TestAmerica Canton Job No.: 240-87740-1

SDG No.:

Lab Sample ID: ICV 240-299397/35 Calibration Date: 10/18/2017 03:46

Instrument ID: A2HP13 Calib Start Date: 10/17/2017 18:18

GC Column: CLP-2 (0.53mm) ID: 0.53(mm) Calib End Date: 10/17/2017 19:49

Lab File ID: SIG1101735.D

Analyte	RT	RT WINDOW	
		FROM	TO
PCB-1232 Peak 1	4.93	4.92	4.96
PCB-1232 Peak 2	5.61	5.60	5.63
PCB-1232 Peak 3	6.32	6.30	6.34
PCB-1232 Peak 4	6.51	6.49	6.53
PCB-1232 Peak 5	7.11	7.09	7.13

FORM VII
PCBS CONTINUING CALIBRATION DATA

Lab Name: TestAmerica Canton Job No.: 240-87740-1

SDG No.:

Lab Sample ID: ICV 240-299397/36 Calibration Date: 10/18/2017 04:05

Instrument ID: A2HP13 Calib Start Date: 10/17/2017 20:08

GC Column: CLP-1 (0.53mm) ID: 0.53(mm) Calib End Date: 10/17/2017 21:40

Lab File ID: SIG1101736.D Conc. Units: ng/uL

ANALYTE	CURVE TYPE	AVE RRF	RRF	MIN RRF	CALC AMOUNT	SPIKE AMOUNT	%D	MAX %D
PCB-1242 Peak 1	Ave	0.0160	0.0169		0.528	0.500	5.6	20.0
PCB-1242 Peak 2	Ave	0.0313	0.0340		0.543	0.500	8.6	20.0
PCB-1242 Peak 3	Ave	0.0653	0.0607		0.464	0.500	-7.2	20.0
PCB-1242 Peak 4	Ave	0.0279	0.0313		0.560	0.500	12.1	20.0
PCB-1242 Peak 5	Ave	0.0119	0.0140		0.586	0.500	17.3	20.0

FORM VII
PCBS CONTINUING CALIBRATION RETENTION TIME SUMMARY

Lab Name: TestAmerica Canton Job No.: 240-87740-1

SDG No.:

Lab Sample ID: ICV 240-299397/36 Calibration Date: 10/18/2017 04:05

Instrument ID: A2HP13 Calib Start Date: 10/17/2017 20:08

GC Column: CLP-1 (0.53mm) ID: 0.53(mm) Calib End Date: 10/17/2017 21:40

Lab File ID: SIG1101736.D

Analyte	RT	RT WINDOW	
		FROM	TO
PCB-1242 Peak 1	3.74	3.72	3.76
PCB-1242 Peak 2	4.34	4.32	4.36
PCB-1242 Peak 3	5.09	5.07	5.11
PCB-1242 Peak 4	5.29	5.27	5.31
PCB-1242 Peak 5	5.67	5.65	5.69

FORM VII
PCBS CONTINUING CALIBRATION DATA

Lab Name: TestAmerica Canton Job No.: 240-87740-1

SDG No.:

Lab Sample ID: ICV 240-299397/36 Calibration Date: 10/18/2017 04:05

Instrument ID: A2HP13 Calib Start Date: 10/17/2017 20:08

GC Column: CLP-2 (0.53mm) ID: 0.53(mm) Calib End Date: 10/17/2017 21:40

Lab File ID: SIG1101736.D Conc. Units: ng/uL

ANALYTE	CURVE TYPE	AVE RRF	RRF	MIN RRF	CALC AMOUNT	SPIKE AMOUNT	%D	MAX %D
PCB-1242 Peak 1	Ave	0.0163	0.0182		0.558	0.500	11.6	20.0
PCB-1242 Peak 2	Ave	0.0323	0.0334		0.518	0.500	3.5	20.0
PCB-1242 Peak 3	Ave	0.0641	0.0730		0.569	0.500	13.9	20.0
PCB-1242 Peak 4	Ave	0.0250	0.0295		0.588	0.500	17.7	20.0
PCB-1242 Peak 5	Ave	0.0205	0.0236		0.573	0.500	14.6	20.0

FORM VII
PCBS CONTINUING CALIBRATION RETENTION TIME SUMMARY

Lab Name: TestAmerica Canton Job No.: 240-87740-1

SDG No.:

Lab Sample ID: ICV 240-299397/36 Calibration Date: 10/18/2017 04:05

Instrument ID: A2HP13 Calib Start Date: 10/17/2017 20:08

GC Column: CLP-2 (0.53mm) ID: 0.53(mm) Calib End Date: 10/17/2017 21:40

Lab File ID: SIG1101736.D

Analyte	RT	RT WINDOW	
		FROM	TO
PCB-1242 Peak 1	4.93	4.91	4.95
PCB-1242 Peak 2	5.61	5.59	5.63
PCB-1242 Peak 3	6.32	6.30	6.34
PCB-1242 Peak 4	6.51	6.49	6.53
PCB-1242 Peak 5	7.11	7.09	7.13

FORM VII
PCBS CONTINUING CALIBRATION DATA

Lab Name: TestAmerica Canton Job No.: 240-87740-1

SDG No.:

Lab Sample ID: ICV 240-299397/37 Calibration Date: 10/18/2017 04:23

Instrument ID: A2HP13 Calib Start Date: 10/17/2017 21:58

GC Column: CLP-1 (0.53mm) ID: 0.53(mm) Calib End Date: 10/17/2017 23:30

Lab File ID: SIG1101737.D Conc. Units: ng/uL

ANALYTE	CURVE TYPE	AVE RRF	RRF	MIN RRF	CALC AMOUNT	SPIKE AMOUNT	%D	MAX %D
PCB-1248 Peak 1	Ave	0.0176	0.0172		0.488	0.500	-2.4	20.0
PCB-1248 Peak 2	Ave	0.0457	0.0477		0.522	0.500	4.3	20.0
PCB-1248 Peak 3	Ave	0.0352	0.0428		0.607	0.500	21.5*	20.0
PCB-1248 Peak 4	Ave	0.0331	0.0349		0.527	0.500	5.4	20.0
PCB-1248 Peak 5	Ave	0.0209	0.0212		0.509	0.500	1.7	20.0

Avg. %D < 20% ✓

FORM VII
PCBS CONTINUING CALIBRATION RETENTION TIME SUMMARY

Lab Name: TestAmerica Canton Job No.: 240-87740-1

SDG No.:

Lab Sample ID: ICV 240-299397/37 Calibration Date: 10/18/2017 04:23

Instrument ID: A2HP13 Calib Start Date: 10/17/2017 21:58

GC Column: CLP-1 (0.53mm) ID: 0.53(mm) Calib End Date: 10/17/2017 23:30

Lab File ID: SIG1101737.D

Analyte	RT	RT WINDOW	
		FROM	TO
PCB-1248 Peak 1	4.34	4.32	4.36
PCB-1248 Peak 2	5.91	5.89	5.93
PCB-1248 Peak 3	6.53	6.51	6.55
PCB-1248 Peak 4	6.77	6.76	6.80
PCB-1248 Peak 5	7.23	7.21	7.25

FORM VII
PCBS CONTINUING CALIBRATION DATA

Lab Name: TestAmerica Canton Job No.: 240-87740-1

SDG No.:

Lab Sample ID: ICV 240-299397/37 Calibration Date: 10/18/2017 04:23

Instrument ID: A2HP13 Calib Start Date: 10/17/2017 21:58

GC Column: CLP-2 (0.53mm) ID: 0.53(mm) Calib End Date: 10/17/2017 23:30

Lab File ID: SIG1101737.D Conc. Units: ng/uL

ANALYTE	CURVE TYPE	AVE RRF	RRF	MIN RRF	CALC AMOUNT	SPIKE AMOUNT	%D	MAX %D
PCB-1248 Peak 1	Ave	0.0182	0.0165		0.452	0.500	-9.5	20.0
PCB-1248 Peak 2	Ave	0.0263	0.0261		0.496	0.500	-0.9	20.0
PCB-1248 Peak 3	Ave	0.0378	0.0409		0.541	0.500	8.1	20.0
PCB-1248 Peak 4	Ave	0.0409	0.0477		0.583	0.500	16.6	20.0
PCB-1248 Peak 5	Ave	0.0218	0.0233		0.535	0.500	7.1	20.0

FORM VII
PCBS CONTINUING CALIBRATION RETENTION TIME SUMMARY

Lab Name: TestAmerica Canton Job No.: 240-87740-1

SDG No.:

Lab Sample ID: ICV 240-299397/37 Calibration Date: 10/18/2017 04:23

Instrument ID: A2HP13 Calib Start Date: 10/17/2017 21:58

GC Column: CLP-2 (0.53mm) ID: 0.53(mm) Calib End Date: 10/17/2017 23:30

Lab File ID: SIG1101737.D

Analyte	RT	RT WINDOW	
		FROM	TO
PCB-1248 Peak 1	5.61	5.59	5.63
PCB-1248 Peak 2	6.79	6.77	6.80
PCB-1248 Peak 3	7.25	7.23	7.27
PCB-1248 Peak 4	7.59	7.57	7.60
PCB-1248 Peak 5	8.24	8.22	8.26

FORM VII
PCBS CONTINUING CALIBRATION DATA

Lab Name: TestAmerica Canton Job No.: 240-87740-1

SDG No.:

Lab Sample ID: ICV 240-299397/38 Calibration Date: 10/18/2017 04:41

Instrument ID: A2HP13 Calib Start Date: 10/17/2017 23:48

GC Column: CLP-1 (0.53mm) ID: 0.53(mm) Calib End Date: 10/18/2017 01:20

Lab File ID: SIG1101738.D Conc. Units: ng/uL

ANALYTE	CURVE TYPE	AVE RRF	RRF	MIN RRF	CALC AMOUNT	SPIKE AMOUNT	%D	MAX %D
PCB-1254 Peak 1	Ave	0.0495	0.0438		0.442	0.500	-11.5	20.0
PCB-1254 Peak 2	Ave	0.0666	0.0603		0.452	0.500	-9.6	20.0
PCB-1254 Peak 3	Ave	0.0485	0.0455		0.469	0.500	-6.3	20.0
PCB-1254 Peak 4	Ave	0.0468	0.0440		0.470	0.500	-6.0	20.0
PCB-1254 Peak 5	Ave	0.0679	0.0656		0.484	0.500	-3.3	20.0

FORM VII
PCBS CONTINUING CALIBRATION RETENTION TIME SUMMARY

Lab Name: TestAmerica Canton Job No.: 240-87740-1

SDG No.:

Lab Sample ID: ICV 240-299397/38 Calibration Date: 10/18/2017 04:41

Instrument ID: A2HP13 Calib Start Date: 10/17/2017 23:48

GC Column: CLP-1 (0.53mm) ID: 0.53(mm) Calib End Date: 10/18/2017 01:20

Lab File ID: SIG1101738.D

Analyte	RT	RT WINDOW	
		FROM	TO
PCB-1254 Peak 1	6.78	6.76	6.80
PCB-1254 Peak 2	7.23	7.21	7.25
PCB-1254 Peak 3	7.52	7.51	7.55
PCB-1254 Peak 4	7.72	7.70	7.74
PCB-1254 Peak 5	7.99	7.97	8.01

FORM VII
PCBS CONTINUING CALIBRATION DATA

Lab Name: TestAmerica Canton Job No.: 240-87740-1

SDG No.:

Lab Sample ID: ICV 240-299397/38 Calibration Date: 10/18/2017 04:41

Instrument ID: A2HP13 Calib Start Date: 10/17/2017 23:48

GC Column: CLP-2 (0.53mm) ID: 0.53(mm) Calib End Date: 10/18/2017 01:20

Lab File ID: SIG1101738.D Conc. Units: ng/uL

ANALYTE	CURVE TYPE	AVE RRF	RRF	MIN RRF	CALC AMOUNT	SPIKE AMOUNT	%D	MAX %D
PCB-1254 Peak 1	Ave	0.0399	0.0336		0.421	0.500	-15.8	20.0
PCB-1254 Peak 2	Ave	0.0439	0.0373		0.425	0.500	-15.0	20.0
PCB-1254 Peak 3	Ave	0.0673	0.0557		0.414	0.500	-17.2	20.0
PCB-1254 Peak 4	Ave	0.0474	0.0436		0.460	0.500	-8.1	20.0
PCB-1254 Peak 5	Ave	0.0668	0.0623		0.467	0.500	-6.6	20.0

FORM VII
PCBS CONTINUING CALIBRATION RETENTION TIME SUMMARY

Lab Name: TestAmerica Canton Job No.: 240-87740-1

SDG No.:

Lab Sample ID: ICV 240-299397/38 Calibration Date: 10/18/2017 04:41

Instrument ID: A2HP13 Calib Start Date: 10/17/2017 23:48

GC Column: CLP-2 (0.53mm) ID: 0.53(mm) Calib End Date: 10/18/2017 01:20

Lab File ID: SIG1101738.D

Analyte	RT	RT WINDOW	
		FROM	TO
PCB-1254 Peak 1	7.58	7.56	7.60
PCB-1254 Peak 2	7.78	7.76	7.80
PCB-1254 Peak 3	8.24	8.22	8.26
PCB-1254 Peak 4	8.45	8.43	8.47
PCB-1254 Peak 5	8.93	8.91	8.95

FORM VII
PCBS CONTINUING CALIBRATION DATA

Lab Name: TestAmerica Canton Job No.: 240-87740-1

SDG No.:

Lab Sample ID: ICV 240-299397/39 Calibration Date: 10/18/2017 05:00

Instrument ID: A2HP13 Calib Start Date: 10/18/2017 01:38

GC Column: CLP-1 (0.53mm) ID: 0.53(mm) Calib End Date: 10/18/2017 03:10

Lab File ID: SIG1101739.D Conc. Units: ng/uL

ANALYTE	CURVE TYPE	AVE RRF	RRF	MIN RRF	CALC AMOUNT	SPIKE AMOUNT	%D	MAX %D
PCB-1016 Peak 1	Ave	0.0237	0.0217		0.458	0.500	-8.5	20.0
PCB-1016 Peak 2	Ave	0.0463	0.0457		0.493	0.500	-1.4	20.0
PCB-1016 Peak 3	Ave	0.0994	0.0841		0.423	0.500	-15.3	20.0
PCB-1016 Peak 4	Ave	0.0420	0.0419		0.499	0.500	-0.2	20.0
PCB-1016 Peak 5	Ave	0.0179	0.0182		0.508	0.500	1.7	20.0
PCB-1260 Peak 1	Ave	0.0618	0.0581		0.470	0.500	-6.0	20.0
PCB-1260 Peak 2	Ave	0.0951	0.0913		0.480	0.500	-4.0	20.0
PCB-1260 Peak 3	Ave	0.1049	0.0982		0.468	0.500	-6.4	20.0
PCB-1260 Peak 4	Ave	0.1333	0.1401		0.526	0.500	5.1	20.0
PCB-1260 Peak 5	Ave	0.0661	0.0689		0.521	0.500	4.2	20.0
Tetrachloro-m-xylene	Ave	1.130	1.057		0.0234	0.0250	-6.5	20.0
DCB Decachlorobiphenyl	Ave	1.054	0.8325		0.0197	0.0250	-21.0*	20.0

FORM VII
PCBS CONTINUING CALIBRATION RETENTION TIME SUMMARY

Lab Name: TestAmerica Canton Job No.: 240-87740-1

SDG No.:

Lab Sample ID: ICV 240-299397/39 Calibration Date: 10/18/2017 05:00

Instrument ID: A2HP13 Calib Start Date: 10/18/2017 01:38

GC Column: CLP-1 (0.53mm) ID: 0.53(mm) Calib End Date: 10/18/2017 03:10

Lab File ID: SIG1101739.D

Analyte	RT	RT WINDOW	
		FROM	TO
PCB-1016 Peak 1	3.74	3.72	3.76
PCB-1016 Peak 2	4.34	4.32	4.36
PCB-1016 Peak 3	5.09	5.07	5.11
PCB-1016 Peak 4	5.29	5.27	5.31
PCB-1016 Peak 5	5.67	5.65	5.69
PCB-1260 Peak 1	7.43	7.41	7.45
PCB-1260 Peak 2	7.72	7.70	7.74
PCB-1260 Peak 3	7.99	7.97	8.01
PCB-1260 Peak 4	8.61	8.59	8.62
PCB-1260 Peak 5	8.85	8.83	8.87
Tetrachloro-m-xylene	3.06	3.04	3.08
DCB Decachlorobiphenyl	9.76	9.74	9.78

FORM VII
PCBS CONTINUING CALIBRATION DATA

Lab Name: TestAmerica Canton Job No.: 240-87740-1

SDG No.:

Lab Sample ID: ICV 240-299397/39 Calibration Date: 10/18/2017 05:00

Instrument ID: A2HP13 Calib Start Date: 10/18/2017 01:38

GC Column: CLP-2 (0.53mm) ID: 0.53(mm) Calib End Date: 10/18/2017 03:10

Lab File ID: SIG1101739.D Conc. Units: ng/uL

ANALYTE	CURVE TYPE	AVE RRF	RRF	MIN RRF	CALC AMOUNT	SPIKE AMOUNT	%D	MAX %D
PCB-1016 Peak 1	Ave	0.0242	0.0228		0.472	0.500	-5.5	20.0
PCB-1016 Peak 2	Ave	0.0475	0.0444		0.466	0.500	-6.7	20.0
PCB-1016 Peak 3	Ave	0.0979	0.0997		0.509	0.500	1.8	20.0
PCB-1016 Peak 4	Ave	0.0388	0.0394		0.507	0.500	1.3	20.0
PCB-1016 Peak 5	Ave	0.0178	0.0180		0.506	0.500	1.2	20.0
PCB-1260 Peak 1	Ave	0.0617	0.0564		0.457	0.500	-8.6	20.0
PCB-1260 Peak 2	Ave	0.0762	0.0711		0.467	0.500	-6.7	20.0
PCB-1260 Peak 3	Ave	0.0587	0.0583		0.497	0.500	-0.7	20.0
PCB-1260 Peak 4	Ave	0.1423	0.1462		0.514	0.500	2.7	20.0
PCB-1260 Peak 5	Ave	0.0950	0.0960		0.506	0.500	1.1	20.0
Tetrachloro-m-xylene	Ave	1.086	0.999		0.0230	0.0250	-8.1	20.0
DCB Decachlorobiphenyl	Ave	1.119	1.010		0.0226	0.0250	-9.7	20.0

FORM VII
PCBS CONTINUING CALIBRATION RETENTION TIME SUMMARY

Lab Name: TestAmerica Canton Job No.: 240-87740-1

SDG No.:

Lab Sample ID: ICV 240-299397/39 Calibration Date: 10/18/2017 05:00

Instrument ID: A2HP13 Calib Start Date: 10/18/2017 01:38

GC Column: CLP-2 (0.53mm) ID: 0.53(mm) Calib End Date: 10/18/2017 03:10

Lab File ID: SIG1101739.D

Analyte	RT	RT WINDOW	
		FROM	TO
PCB-1016 Peak 1	4.93	4.91	4.95
PCB-1016 Peak 2	5.61	5.60	5.63
PCB-1016 Peak 3	6.32	6.30	6.34
PCB-1016 Peak 4	6.51	6.49	6.53
PCB-1016 Peak 5	6.88	6.86	6.90
PCB-1260 Peak 1	8.42	8.40	8.44
PCB-1260 Peak 2	8.61	8.59	8.63
PCB-1260 Peak 3	9.01	8.99	9.03
PCB-1260 Peak 4	9.47	9.45	9.49
PCB-1260 Peak 5	9.77	9.75	9.79
Tetrachloro-m-xylene	4.00	3.98	4.02
DCB Decachlorobiphenyl	10.73	10.71	10.75

FORM VII
PCBS CONTINUING CALIBRATION DATA

Lab Name: TestAmerica Canton Job No.: 240-87740-1

SDG No.:

Lab Sample ID: ICV 240-299397/41 Calibration Date: 10/18/2017 05:37

Instrument ID: A2HP13 Calib Start Date: 10/17/2017 20:08

GC Column: CLP-1 (0.53mm) ID: 0.53(mm) Calib End Date: 10/17/2017 21:40

Lab File ID: SIG1101741.D Conc. Units: ng/uL

ANALYTE	CURVE TYPE	AVE RRF	RRF	MIN RRF	CALC AMOUNT	SPIKE AMOUNT	%D	MAX %D
PCB-1268 Peak 1	Ave	0.1463	0.1505		0.514	0.500	2.8	20.0
PCB-1268 Peak 2	Ave	0.1502	0.1633		0.544	0.500	8.7	20.0
PCB-1268 Peak 3	Ave	0.1248	0.1098		0.440	0.500	-12.1	20.0
PCB-1268 Peak 4	Ave	0.0523	0.0512		0.489	0.500	-2.2	20.0
PCB-1268 Peak 5	Ave	0.3871	0.3205		0.414	0.500	-17.2	20.0

FORM VII
PCBS CONTINUING CALIBRATION RETENTION TIME SUMMARY

Lab Name: TestAmerica Canton Job No.: 240-87740-1

SDG No.:

Lab Sample ID: ICV 240-299397/41 Calibration Date: 10/18/2017 05:37

Instrument ID: A2HP13 Calib Start Date: 10/17/2017 20:08

GC Column: CLP-1 (0.53mm) ID: 0.53(mm) Calib End Date: 10/17/2017 21:40

Lab File ID: SIG1101741.D

Analyte	RT	RT WINDOW	
		FROM	TO
PCB-1268 Peak 1	8.88	8.87	8.90
PCB-1268 Peak 2	8.92	8.90	8.94
PCB-1268 Peak 3	9.08	9.06	9.10
PCB-1268 Peak 4	9.37	9.36	9.40
PCB-1268 Peak 5	9.61	9.59	9.63

FORM VII
PCBS CONTINUING CALIBRATION DATA

Lab Name: TestAmerica Canton Job No.: 240-87740-1

SDG No.:

Lab Sample ID: ICV 240-299397/41 Calibration Date: 10/18/2017 05:37

Instrument ID: A2HP13 Calib Start Date: 10/17/2017 20:08

GC Column: CLP-2 (0.53mm) ID: 0.53(mm) Calib End Date: 10/17/2017 21:40

Lab File ID: SIG1101741.D Conc. Units: ng/uL

ANALYTE	CURVE TYPE	AVE RRF	RRF	MIN RRF	CALC AMOUNT	SPIKE AMOUNT	%D	MAX %D
PCB-1268 Peak 1	Ave	0.1576	0.1599		0.507	0.500	1.5	20.0
PCB-1268 Peak 2	Ave	0.1599	0.1705		0.533	0.500	6.6	20.0
PCB-1268 Peak 3	Ave	0.1334	0.1176		0.441	0.500	-11.8	20.0
PCB-1268 Peak 4	Ave	0.0547	0.0558		0.510	0.500	2.0	20.0
PCB-1268 Peak 5	Ave	0.4084	0.3442		0.421	0.500	-15.7	20.0

FORM VII
PCBS CONTINUING CALIBRATION RETENTION TIME SUMMARY

Lab Name: TestAmerica Canton Job No.: 240-87740-1

SDG No.:

Lab Sample ID: ICV 240-299397/41 Calibration Date: 10/18/2017 05:37

Instrument ID: A2HP13 Calib Start Date: 10/17/2017 20:08

GC Column: CLP-2 (0.53mm) ID: 0.53(mm) Calib End Date: 10/17/2017 21:40

Lab File ID: SIG1101741.D

Analyte	RT	RT WINDOW	
		FROM	TO
PCB-1268 Peak 1	9.77	9.75	9.79
PCB-1268 Peak 2	9.81	9.79	9.82
PCB-1268 Peak 3	10.01	9.99	10.03
PCB-1268 Peak 4	10.24	10.22	10.26
PCB-1268 Peak 5	10.50	10.49	10.52

FORM VII
PCBS CONTINUING CALIBRATION DATA

Lab Name: TestAmerica Canton Job No.: 240-87740-1

SDG No.:

Lab Sample ID: ICV 240-299397/42 Calibration Date: 10/18/2017 06:17

Instrument ID: A2HP13 Calib Start Date: 10/17/2017 23:48

GC Column: CLP-1 (0.53mm) ID: 0.53(mm) Calib End Date: 10/18/2017 01:20

Lab File ID: SIG1101742.D Conc. Units: ng/uL

ANALYTE	CURVE TYPE	AVE RRF	RRF	MIN RRF	CALC AMOUNT	SPIKE AMOUNT	%D	MAX %D
PCB-1221 Peak 1	Ave	0.0120	0.0132		0.551	0.500	10.2	20.0
PCB-1221 Peak 2	Ave	0.0079	0.0084		0.528	0.500	5.6	20.0
PCB-1221 Peak 3	Ave	0.0283	0.0314		0.555	0.500	11.1	20.0

FORM VII
PCBS CONTINUING CALIBRATION RETENTION TIME SUMMARY

Lab Name: TestAmerica Canton Job No.: 240-87740-1

SDG No.:

Lab Sample ID: ICV 240-299397/42 Calibration Date: 10/18/2017 06:17

Instrument ID: A2HP13 Calib Start Date: 10/17/2017 23:48

GC Column: CLP-1 (0.53mm) ID: 0.53(mm) Calib End Date: 10/18/2017 01:20

Lab File ID: SIG1101742.D

Analyte	RT	RT WINDOW	
		FROM	TO
PCB-1221 Peak 1	3.41	3.39	3.43
PCB-1221 Peak 2	3.67	3.65	3.69
PCB-1221 Peak 3	3.74	3.72	3.76

FORM VII
PCBS CONTINUING CALIBRATION DATA

Lab Name: TestAmerica Canton Job No.: 240-87740-1

SDG No.:

Lab Sample ID: ICV 240-299397/42 Calibration Date: 10/18/2017 06:17

Instrument ID: A2HP13 Calib Start Date: 10/17/2017 23:48

GC Column: CLP-2 (0.53mm) ID: 0.53(mm) Calib End Date: 10/18/2017 01:20

Lab File ID: SIG1101742.D Conc. Units: ng/uL

ANALYTE	CURVE TYPE	AVE RRF	RRF	MIN RRF	CALC AMOUNT	SPIKE AMOUNT	%D	MAX %D
PCB-1221 Peak 1	Ave	0.0134	0.0136		0.508	0.500	1.6	20.0
PCB-1221 Peak 2	Ave	0.0083	0.0091		0.552	0.500	10.3	20.0
PCB-1221 Peak 3	Ave	0.0292	0.0331		0.568	0.500	13.6	20.0

FORM VII
PCBS CONTINUING CALIBRATION RETENTION TIME SUMMARY

Lab Name: TestAmerica Canton Job No.: 240-87740-1

SDG No.:

Lab Sample ID: ICV 240-299397/42 Calibration Date: 10/18/2017 06:17

Instrument ID: A2HP13 Calib Start Date: 10/17/2017 23:48

GC Column: CLP-2 (0.53mm) ID: 0.53(mm) Calib End Date: 10/18/2017 01:20

Lab File ID: SIG1101742.D

Analyte	RT	RT WINDOW	
		FROM	TO
PCB-1221 Peak 1	4.58	4.56	4.60
PCB-1221 Peak 2	4.83	4.81	4.85
PCB-1221 Peak 3	4.93	4.91	4.95

FORM VII
PCBS CONTINUING CALIBRATION DATA

Lab Name: TestAmerica Canton Job No.: 240-87740-1

SDG No.:

Lab Sample ID: ICV 240-299397/43 Calibration Date: 10/18/2017 06:36

Instrument ID: A2HP13 Calib Start Date: 10/17/2017 18:18

GC Column: CLP-1 (0.53mm) ID: 0.53(mm) Calib End Date: 10/17/2017 19:49

Lab File ID: SIG1101743.D Conc. Units: ng/uL

ANALYTE	CURVE TYPE	AVE RRF	RRF	MIN RRF	CALC AMOUNT	SPIKE AMOUNT	%D	MAX %D
PCB-1262 Peak 1	Ave	0.0508	0.0543		0.535	0.500	6.9	20.0
PCB-1262 Peak 2	Ave	0.0688	0.0705		0.512	0.500	2.4	20.0
PCB-1262 Peak 3	Ave	0.0597	0.0628		0.526	0.500	5.2	20.0
PCB-1262 Peak 4	Ave	0.1275	0.1288		0.505	0.500	1.1	20.0
PCB-1262 Peak 5	Ave	0.0527	0.0529		0.502	0.500	0.4	20.0

FORM VII
PCBS CONTINUING CALIBRATION RETENTION TIME SUMMARY

Lab Name: TestAmerica Canton Job No.: 240-87740-1

SDG No.:

Lab Sample ID: ICV 240-299397/43 Calibration Date: 10/18/2017 06:36

Instrument ID: A2HP13 Calib Start Date: 10/17/2017 18:18

GC Column: CLP-1 (0.53mm) ID: 0.53(mm) Calib End Date: 10/17/2017 19:49

Lab File ID: SIG1101743.D

Analyte	RT	RT WINDOW	
		FROM	TO
PCB-1262 Peak 1	7.71	7.70	7.74
PCB-1262 Peak 2	8.10	8.09	8.12
PCB-1262 Peak 3	8.32	8.31	8.35
PCB-1262 Peak 4	8.60	8.59	8.63
PCB-1262 Peak 5	8.88	8.87	8.91

FORM VII
PCBS CONTINUING CALIBRATION DATA

Lab Name: TestAmerica Canton Job No.: 240-87740-1

SDG No.:

Lab Sample ID: ICV 240-299397/43 Calibration Date: 10/18/2017 06:36

Instrument ID: A2HP13 Calib Start Date: 10/17/2017 18:18

GC Column: CLP-2 (0.53mm) ID: 0.53(mm) Calib End Date: 10/17/2017 19:49

Lab File ID: SIG1101743.D Conc. Units: ng/uL

ANALYTE	CURVE TYPE	AVE RRF	RRF	MIN RRF	CALC AMOUNT	SPIKE AMOUNT	%D	MAX %D
PCB-1262 Peak 1	Ave	0.0449	0.0463		0.516	0.500	3.2	20.0
PCB-1262 Peak 2	Ave	0.0690	0.0708		0.513	0.500	2.6	20.0
PCB-1262 Peak 3	Ave	0.0586	0.0607		0.518	0.500	3.5	20.0
PCB-1262 Peak 4	Ave	0.1319	0.1310		0.497	0.500	-0.7	20.0
PCB-1262 Peak 5	Ave	0.0888	0.0920		0.518	0.500	3.6	20.0

FORM VII
PCBS CONTINUING CALIBRATION RETENTION TIME SUMMARY

Lab Name: TestAmerica Canton Job No.: 240-87740-1

SDG No.:

Lab Sample ID: ICV 240-299397/43 Calibration Date: 10/18/2017 06:36

Instrument ID: A2HP13 Calib Start Date: 10/17/2017 18:18

GC Column: CLP-2 (0.53mm) ID: 0.53(mm) Calib End Date: 10/17/2017 19:49

Lab File ID: SIG1101743.D

Analyte	RT	RT WINDOW	
		FROM	TO
PCB-1262 Peak 1	8.61	8.60	8.63
PCB-1262 Peak 2	9.01	8.99	9.03
PCB-1262 Peak 3	9.26	9.25	9.28
PCB-1262 Peak 4	9.47	9.45	9.49
PCB-1262 Peak 5	9.77	9.75	9.79

FORM VII
PCBS CONTINUING CALIBRATION DATA

Lab Name: TestAmerica Canton Job No.: 240-87740-1

SDG No.:

Lab Sample ID: CCV 240-303482/3 Calibration Date: 11/14/2017 20:29

Instrument ID: A2HP13 Calib Start Date: 10/18/2017 01:38

GC Column: CLP-1 (0.53mm) ID: 0.53(mm) Calib End Date: 10/18/2017 03:10

Lab File ID: SIG1111438.D Conc. Units: ng/uL

ANALYTE	CURVE TYPE	AVE RRF	RRF	MIN RRF	CALC AMOUNT	SPIKE AMOUNT	%D	MAX %D
PCB-1016 Peak 1	Ave	0.0237	0.0237		0.499	0.500	-0.1	20.0
PCB-1016 Peak 2	Ave	0.0463	0.0440		0.475	0.500	-5.0	20.0
PCB-1016 Peak 3	Ave	0.0994	0.1005		0.506	0.500	1.1	20.0
PCB-1016 Peak 4	Ave	0.0420	0.0408		0.485	0.500	-3.0	20.0
PCB-1016 Peak 5	Ave	0.0179	0.0198		0.554	0.500	10.9	20.0
PCB-1260 Peak 1	Ave	0.0618	0.0641		0.519	0.500	3.8	20.0
PCB-1260 Peak 2	Ave	0.0951	0.1034		0.544	0.500	8.7	20.0
PCB-1260 Peak 3	Ave	0.1049	0.1146		0.546	0.500	9.3	20.0
PCB-1260 Peak 4	Ave	0.1333	0.1484		0.557	0.500	11.3	20.0
PCB-1260 Peak 5	Ave	0.0661	0.0756		0.571	0.500	14.3	20.0
Tetrachloro-m-xylene	Ave	1.130	1.104		0.0244	0.0250	-2.3	20.0
DCB Decachlorobiphenyl	Ave	1.054	1.095		0.0260	0.0250	3.9	20.0

FORM VII
PCBS CONTINUING CALIBRATION RETENTION TIME SUMMARY

Lab Name: TestAmerica Canton Job No.: 240-87740-1

SDG No.:

Lab Sample ID: CCV 240-303482/3 Calibration Date: 11/14/2017 20:29

Instrument ID: A2HP13 Calib Start Date: 10/18/2017 01:38

GC Column: CLP-1 (0.53mm) ID: 0.53(mm) Calib End Date: 10/18/2017 03:10

Lab File ID: SIG1111438.D

Analyte	RT	RT WINDOW	
		FROM	TO
PCB-1016 Peak 1	3.72	3.70	3.74
PCB-1016 Peak 2	4.32	4.30	4.34
PCB-1016 Peak 3	5.07	5.05	5.09
PCB-1016 Peak 4	5.27	5.25	5.29
PCB-1016 Peak 5	5.64	5.62	5.66
PCB-1260 Peak 1	7.41	7.39	7.43
PCB-1260 Peak 2	7.70	7.68	7.72
PCB-1260 Peak 3	7.97	7.95	7.99
PCB-1260 Peak 4	8.58	8.57	8.60
PCB-1260 Peak 5	8.83	8.81	8.85
Tetrachloro-m-xylene	3.04	3.03	3.06
DCB Decachlorobiphenyl	9.74	9.72	9.76

FORM VII
PCBS CONTINUING CALIBRATION DATA

Lab Name: TestAmerica Canton Job No.: 240-87740-1

SDG No.:

Lab Sample ID: CCV 240-303482/4 Calibration Date: 11/14/2017 20:48

Instrument ID: A2HP13 Calib Start Date: 10/17/2017 18:18

GC Column: CLP-1 (0.53mm) ID: 0.53(mm) Calib End Date: 10/17/2017 19:49

Lab File ID: SIG1111439.D Conc. Units: ng/uL

ANALYTE	CURVE TYPE	AVE RRF	RRF	MIN RRF	CALC AMOUNT	SPIKE AMOUNT	%D	MAX %D
PCB-1232 Peak 1	Ave	0.0221	0.0228		0.515	0.500	3.1	20.0
PCB-1232 Peak 2	Ave	0.0178	0.0174		0.487	0.500	-2.6	20.0
PCB-1232 Peak 3	Ave	0.0363	0.0381		0.525	0.500	5.1	20.0
PCB-1232 Peak 4	Ave	0.0153	0.0159		0.518	0.500	3.7	20.0
PCB-1232 Peak 5	Ave	0.0060	0.0069		0.580	0.500	16.0	20.0
PCB-1262 Peak 1	Ave	0.0508	0.0569		0.560	0.500	11.9	20.0
PCB-1262 Peak 2	Ave	0.0688	0.0751		0.546	0.500	9.1	20.0
PCB-1262 Peak 3	Ave	0.0597	0.0659		0.552	0.500	10.5	20.0
PCB-1262 Peak 4	Ave	0.1275	0.1435		0.563	0.500	12.6	20.0
PCB-1262 Peak 5	Ave	0.0527	0.0577		0.547	0.500	9.4	20.0

FORM VII
PCBS CONTINUING CALIBRATION RETENTION TIME SUMMARY

Lab Name: TestAmerica Canton Job No.: 240-87740-1

SDG No.:

Lab Sample ID: CCV 240-303482/4 Calibration Date: 11/14/2017 20:48

Instrument ID: A2HP13 Calib Start Date: 10/17/2017 18:18

GC Column: CLP-1 (0.53mm) ID: 0.53(mm) Calib End Date: 10/17/2017 19:49

Lab File ID: SIG1111439.D

Analyte	RT	RT WINDOW	
		FROM	TO
PCB-1232 Peak 1	3.72	3.70	3.74
PCB-1232 Peak 2	4.32	4.30	4.34
PCB-1232 Peak 3	5.07	5.05	5.08
PCB-1232 Peak 4	5.27	5.25	5.29
PCB-1232 Peak 5	5.64	5.63	5.66
PCB-1262 Peak 1	7.70	7.68	7.71
PCB-1262 Peak 2	8.08	8.06	8.10
PCB-1262 Peak 3	8.31	8.29	8.32
PCB-1262 Peak 4	8.58	8.57	8.60
PCB-1262 Peak 5	8.86	8.84	8.88

FORM VII
PCBS CONTINUING CALIBRATION DATA

Lab Name: TestAmerica Canton Job No.: 240-87740-1

SDG No.:

Lab Sample ID: CCV 240-303482/5 Calibration Date: 11/14/2017 21:06

Instrument ID: A2HP13 Calib Start Date: 10/17/2017 20:08

GC Column: CLP-1 (0.53mm) ID: 0.53(mm) Calib End Date: 10/17/2017 21:40

Lab File ID: SIG1111440.D Conc. Units: ng/uL

ANALYTE	CURVE TYPE	AVE RRF	RRF	MIN RRF	CALC AMOUNT	SPIKE AMOUNT	%D	MAX %D
PCB-1242 Peak 1	Ave	0.0160	0.0165		0.515	0.500	3.1	20.0
PCB-1242 Peak 2	Ave	0.0313	0.0308		0.493	0.500	-1.4	20.0
PCB-1242 Peak 3	Ave	0.0653	0.0691		0.529	0.500	5.7	20.0
PCB-1242 Peak 4	Ave	0.0279	0.0288		0.517	0.500	3.4	20.0
PCB-1242 Peak 5	Ave	0.0119	0.0145		0.610	0.500	22.0*	20.0
PCB-1268 Peak 1	Ave	0.1463	0.1709		0.584	0.500	16.8	20.0
PCB-1268 Peak 2	Ave	0.1502	0.1649		0.549	0.500	9.8	20.0
PCB-1268 Peak 3	Ave	0.1248	0.1404		0.562	0.500	12.5	20.0
PCB-1268 Peak 4	Ave	0.0523	0.0591		0.565	0.500	12.9	20.0
PCB-1268 Peak 5	Ave	0.3871	0.4395		0.568	0.500	13.5	20.0

Avg. %D < 20% ✓

FORM VII
PCBS CONTINUING CALIBRATION RETENTION TIME SUMMARY

Lab Name: TestAmerica Canton Job No.: 240-87740-1

SDG No.:

Lab Sample ID: CCV 240-303482/5 Calibration Date: 11/14/2017 21:06

Instrument ID: A2HP13 Calib Start Date: 10/17/2017 20:08

GC Column: CLP-1 (0.53mm) ID: 0.53(mm) Calib End Date: 10/17/2017 21:40

Lab File ID: SIG1111440.D

Analyte	RT	RT WINDOW	
		FROM	TO
PCB-1242 Peak 1	3.72	3.70	3.74
PCB-1242 Peak 2	4.32	4.30	4.34
PCB-1242 Peak 3	5.07	5.05	5.08
PCB-1242 Peak 4	5.27	5.25	5.29
PCB-1242 Peak 5	5.64	5.62	5.66
PCB-1268 Peak 1	8.86	8.84	8.88
PCB-1268 Peak 2	8.89	8.88	8.91
PCB-1268 Peak 3	9.06	9.04	9.08
PCB-1268 Peak 4	9.35	9.33	9.37
PCB-1268 Peak 5	9.59	9.57	9.60

FORM VII
PCBS CONTINUING CALIBRATION DATA

Lab Name: TestAmerica Canton Job No.: 240-87740-1

SDG No.:

Lab Sample ID: CCV 240-303482/6 Calibration Date: 11/14/2017 21:24

Instrument ID: A2HP13 Calib Start Date: 10/17/2017 21:58

GC Column: CLP-1 (0.53mm) ID: 0.53(mm) Calib End Date: 10/17/2017 23:30

Lab File ID: SIG1111441.D Conc. Units: ng/uL

ANALYTE	CURVE TYPE	AVE RRF	RRF	MIN RRF	CALC AMOUNT	SPIKE AMOUNT	%D	MAX %D
PCB-1248 Peak 1	Ave	0.0176	0.0173		0.489	0.500	-2.1	20.0
PCB-1248 Peak 2	Ave	0.0457	0.0461		0.504	0.500	0.9	20.0
PCB-1248 Peak 3	Ave	0.0352	0.0386		0.548	0.500	9.5	20.0
PCB-1248 Peak 4	Ave	0.0331	0.0343		0.518	0.500	3.7	20.0
PCB-1248 Peak 5	Ave	0.0209	0.0222		0.532	0.500	6.4	20.0

FORM VII
PCBS CONTINUING CALIBRATION RETENTION TIME SUMMARY

Lab Name: TestAmerica Canton Job No.: 240-87740-1

SDG No.:

Lab Sample ID: CCV 240-303482/6 Calibration Date: 11/14/2017 21:24

Instrument ID: A2HP13 Calib Start Date: 10/17/2017 21:58

GC Column: CLP-1 (0.53mm) ID: 0.53(mm) Calib End Date: 10/17/2017 23:30

Lab File ID: SIG1111441.D

Analyte	RT	RT WINDOW	
		FROM	TO
PCB-1248 Peak 1	4.32	4.30	4.34
PCB-1248 Peak 2	5.88	5.86	5.90
PCB-1248 Peak 3	6.51	6.49	6.53
PCB-1248 Peak 4	6.75	6.73	6.77
PCB-1248 Peak 5	7.21	7.19	7.23

FORM VII
PCBS CONTINUING CALIBRATION DATA

Lab Name: TestAmerica Canton Job No.: 240-87740-1

SDG No.:

Lab Sample ID: CCV 240-303482/7 Calibration Date: 11/14/2017 21:43

Instrument ID: A2HP13 Calib Start Date: 10/17/2017 23:48

GC Column: CLP-1 (0.53mm) ID: 0.53(mm) Calib End Date: 10/18/2017 01:20

Lab File ID: SIG1111442.D Conc. Units: ng/uL

ANALYTE	CURVE TYPE	AVE RRF	RRF	MIN RRF	CALC AMOUNT	SPIKE AMOUNT	%D	MAX %D
PCB-1221 Peak 1	Ave	0.0120	0.0113		0.469	0.500	-6.1	20.0
PCB-1221 Peak 2	Ave	0.0079	0.0073		0.457	0.500	-8.5	20.0
PCB-1221 Peak 3	Ave	0.0283	0.0295		0.523	0.500	4.5	20.0
PCB-1254 Peak 1	Ave	0.0495	0.0513		0.518	0.500	3.6	20.0
PCB-1254 Peak 2	Ave	0.0666	0.0721		0.541	0.500	8.2	20.0
PCB-1254 Peak 3	Ave	0.0485	0.0549		0.565	0.500	13.1	20.0
PCB-1254 Peak 4	Ave	0.0468	0.0501		0.535	0.500	7.1	20.0
PCB-1254 Peak 5	Ave	0.0679	0.0739		0.545	0.500	8.9	20.0

FORM VII
PCBS CONTINUING CALIBRATION RETENTION TIME SUMMARY

Lab Name: TestAmerica Canton Job No.: 240-87740-1

SDG No.:

Lab Sample ID: CCV 240-303482/7 Calibration Date: 11/14/2017 21:43

Instrument ID: A2HP13 Calib Start Date: 10/17/2017 23:48

GC Column: CLP-1 (0.53mm) ID: 0.53(mm) Calib End Date: 10/18/2017 01:20

Lab File ID: SIG1111442.D

Analyte	RT	RT WINDOW	
		FROM	TO
PCB-1221 Peak 1	3.39	3.37	3.41
PCB-1221 Peak 2	3.65	3.63	3.67
PCB-1221 Peak 3	3.72	3.70	3.74
PCB-1254 Peak 1	6.76	6.74	6.78
PCB-1254 Peak 2	7.21	7.19	7.23
PCB-1254 Peak 3	7.50	7.49	7.52
PCB-1254 Peak 4	7.70	7.68	7.72
PCB-1254 Peak 5	7.97	7.95	7.99

FORM VII
PCBS CONTINUING CALIBRATION DATA

Lab Name: TestAmerica Canton Job No.: 240-87740-1

SDG No.:

Lab Sample ID: CCVIS 240-303482/28 Calibration Date: 11/15/2017 04:08

Instrument ID: A2HP13 Calib Start Date: 10/18/2017 01:38

GC Column: CLP-1 (0.53mm) ID: 0.53(mm) Calib End Date: 10/18/2017 03:10

Lab File ID: SIG1111463.D Conc. Units: ng/uL

ANALYTE	CURVE TYPE	AVE RRF	RRF	MIN RRF	CALC AMOUNT	SPIKE AMOUNT	%D	MAX %D
PCB-1016 Peak 1	Ave	0.0237	0.0227		0.478	0.500	-4.3	20.0
PCB-1016 Peak 2	Ave	0.0463	0.0438		0.472	0.500	-5.5	20.0
PCB-1016 Peak 3	Ave	0.0994	0.1013		0.510	0.500	1.9	20.0
PCB-1016 Peak 4	Ave	0.0420	0.0418		0.498	0.500	-0.4	20.0
PCB-1016 Peak 5	Ave	0.0179	0.0203		0.569	0.500	13.7	20.0
PCB-1260 Peak 1	Ave	0.0618	0.0647		0.523	0.500	4.7	20.0
PCB-1260 Peak 2	Ave	0.0951	0.1042		0.548	0.500	9.6	20.0
PCB-1260 Peak 3	Ave	0.1049	0.1162		0.554	0.500	10.8	20.0
PCB-1260 Peak 4	Ave	0.1333	0.1496		0.561	0.500	12.2	20.0
PCB-1260 Peak 5	Ave	0.0661	0.0758		0.573	0.500	14.7	20.0
Tetrachloro-m-xylene	Ave	1.130	1.099		0.0243	0.0250	-2.7	20.0
DCB Decachlorobiphenyl	Ave	1.054	1.069		0.0254	0.0250	1.4	20.0

FORM VII
PCBS CONTINUING CALIBRATION RETENTION TIME SUMMARY

Lab Name: TestAmerica Canton Job No.: 240-87740-1

SDG No.:

Lab Sample ID: CCVIS 240-303482/28 Calibration Date: 11/15/2017 04:08

Instrument ID: A2HP13 Calib Start Date: 10/18/2017 01:38

GC Column: CLP-1 (0.53mm) ID: 0.53(mm) Calib End Date: 10/18/2017 03:10

Lab File ID: SIG1111463.D

Analyte	RT	RT WINDOW	
		FROM	TO
PCB-1016 Peak 1	3.72	3.70	3.74
PCB-1016 Peak 2	4.32	4.30	4.34
PCB-1016 Peak 3	5.07	5.05	5.08
PCB-1016 Peak 4	5.27	5.25	5.28
PCB-1016 Peak 5	5.64	5.62	5.66
PCB-1260 Peak 1	7.41	7.39	7.43
PCB-1260 Peak 2	7.70	7.68	7.71
PCB-1260 Peak 3	7.97	7.95	7.98
PCB-1260 Peak 4	8.58	8.56	8.60
PCB-1260 Peak 5	8.83	8.81	8.85
Tetrachloro-m-xylene	3.04	3.02	3.06
DCB Decachlorobiphenyl	9.74	9.72	9.76

FORM VII
PCBS CONTINUING CALIBRATION DATA

Lab Name: TestAmerica Canton Job No.: 240-87740-1

SDG No.:

Lab Sample ID: CCV 240-303687/3 Calibration Date: 11/15/2017 18:16

Instrument ID: A2HP13 Calib Start Date: 10/18/2017 01:38

GC Column: CLP-1 (0.53mm) ID: 0.53(mm) Calib End Date: 10/18/2017 03:10

Lab File ID: SIG1111503.D Conc. Units: ng/uL

ANALYTE	CURVE TYPE	AVE RRF	RRF	MIN RRF	CALC AMOUNT	SPIKE AMOUNT	%D	MAX %D
PCB-1016 Peak 1	Ave	0.0237	0.0254		0.536	0.500	7.2	20.0
PCB-1016 Peak 2	Ave	0.0463	0.0458		0.495	0.500	-1.0	20.0
PCB-1016 Peak 3	Ave	0.0994	0.1041		0.524	0.500	4.8	20.0
PCB-1016 Peak 4	Ave	0.0420	0.0430		0.512	0.500	2.4	20.0
PCB-1016 Peak 5	Ave	0.0179	0.0210		0.587	0.500	17.4	20.0
PCB-1260 Peak 1	Ave	0.0618	0.0667		0.540	0.500	8.0	20.0
PCB-1260 Peak 2	Ave	0.0951	0.1065		0.560	0.500	12.0	20.0
PCB-1260 Peak 3	Ave	0.1049	0.1185		0.565	0.500	13.0	20.0
PCB-1260 Peak 4	Ave	0.1333	0.1516		0.568	0.500	13.7	20.0
PCB-1260 Peak 5	Ave	0.0661	0.0773		0.585	0.500	16.9	20.0
Tetrachloro-m-xylene	Ave	1.130	1.138		0.0252	0.0250	0.7	20.0
DCB Decachlorobiphenyl	Ave	1.054	1.113		0.0264	0.0250	5.6	20.0

FORM VII
PCBS CONTINUING CALIBRATION RETENTION TIME SUMMARY

Lab Name: TestAmerica Canton Job No.: 240-87740-1

SDG No.:

Lab Sample ID: CCV 240-303687/3 Calibration Date: 11/15/2017 18:16

Instrument ID: A2HP13 Calib Start Date: 10/18/2017 01:38

GC Column: CLP-1 (0.53mm) ID: 0.53(mm) Calib End Date: 10/18/2017 03:10

Lab File ID: SIG1111503.D

Analyte	RT	RT WINDOW	
		FROM	TO
PCB-1016 Peak 1	3.71	3.70	3.73
PCB-1016 Peak 2	4.32	4.30	4.34
PCB-1016 Peak 3	5.06	5.04	5.08
PCB-1016 Peak 4	5.26	5.25	5.28
PCB-1016 Peak 5	5.64	5.62	5.66
PCB-1260 Peak 1	7.41	7.39	7.42
PCB-1260 Peak 2	7.69	7.67	7.71
PCB-1260 Peak 3	7.96	7.94	7.98
PCB-1260 Peak 4	8.58	8.56	8.60
PCB-1260 Peak 5	8.83	8.81	8.84
Tetrachloro-m-xylene	3.04	3.02	3.06
DCB Decachlorobiphenyl	9.74	9.72	9.75

FORM VII
PCBS CONTINUING CALIBRATION DATA

Lab Name: TestAmerica Canton Job No.: 240-87740-1

SDG No.:

Lab Sample ID: CCV 240-303687/4 Calibration Date: 11/15/2017 18:34

Instrument ID: A2HP13 Calib Start Date: 10/17/2017 18:18

GC Column: CLP-1 (0.53mm) ID: 0.53(mm) Calib End Date: 10/17/2017 19:49

Lab File ID: SIG1111504.D Conc. Units: ng/uL

ANALYTE	CURVE TYPE	AVE RRF	RRF	MIN RRF	CALC AMOUNT	SPIKE AMOUNT	%D	MAX %D
PCB-1232 Peak 1	Ave	0.0221	0.0227		0.515	0.500	3.0	20.0
PCB-1232 Peak 2	Ave	0.0178	0.0175		0.489	0.500	-2.1	20.0
PCB-1232 Peak 3	Ave	0.0363	0.0386		0.532	0.500	6.5	20.0
PCB-1232 Peak 4	Ave	0.0153	0.0163		0.533	0.500	6.6	20.0
PCB-1232 Peak 5	Ave	0.0060	0.0069		0.574	0.500	14.9	20.0
PCB-1262 Peak 1	Ave	0.0508	0.0580		0.570	0.500	14.1	20.0
PCB-1262 Peak 2	Ave	0.0688	0.0766		0.556	0.500	11.2	20.0
PCB-1262 Peak 3	Ave	0.0597	0.0674		0.565	0.500	13.0	20.0
PCB-1262 Peak 4	Ave	0.1275	0.1448		0.568	0.500	13.6	20.0
PCB-1262 Peak 5	Ave	0.0527	0.0577		0.547	0.500	9.5	20.0

FORM VII
PCBS CONTINUING CALIBRATION RETENTION TIME SUMMARY

Lab Name: TestAmerica Canton Job No.: 240-87740-1

SDG No.:

Lab Sample ID: CCV 240-303687/4 Calibration Date: 11/15/2017 18:34

Instrument ID: A2HP13 Calib Start Date: 10/17/2017 18:18

GC Column: CLP-1 (0.53mm) ID: 0.53(mm) Calib End Date: 10/17/2017 19:49

Lab File ID: SIG1111504.D

Analyte	RT	RT WINDOW	
		FROM	TO
PCB-1232 Peak 1	3.72	3.70	3.73
PCB-1232 Peak 2	4.32	4.30	4.34
PCB-1232 Peak 3	5.06	5.04	5.08
PCB-1232 Peak 4	5.26	5.25	5.28
PCB-1232 Peak 5	5.64	5.62	5.66
PCB-1262 Peak 1	7.69	7.68	7.71
PCB-1262 Peak 2	8.08	8.06	8.10
PCB-1262 Peak 3	8.30	8.28	8.32
PCB-1262 Peak 4	8.58	8.56	8.60
PCB-1262 Peak 5	8.86	8.84	8.88

FORM VII
PCBS CONTINUING CALIBRATION DATA

Lab Name: TestAmerica Canton Job No.: 240-87740-1

SDG No.:

Lab Sample ID: CCV 240-303687/5 Calibration Date: 11/15/2017 18:53

Instrument ID: A2HP13 Calib Start Date: 10/17/2017 20:08

GC Column: CLP-1 (0.53mm) ID: 0.53(mm) Calib End Date: 10/17/2017 21:40

Lab File ID: SIG1111505.D Conc. Units: ng/uL

ANALYTE	CURVE TYPE	AVE RRF	RRF	MIN RRF	CALC AMOUNT	SPIKE AMOUNT	%D	MAX %D
PCB-1242 Peak 1	Ave	0.0160	0.0161		0.502	0.500	0.4	20.0
PCB-1242 Peak 2	Ave	0.0313	0.0312		0.498	0.500	-0.3	20.0
PCB-1242 Peak 3	Ave	0.0653	0.0697		0.533	0.500	6.7	20.0
PCB-1242 Peak 4	Ave	0.0279	0.0292		0.524	0.500	4.8	20.0
PCB-1242 Peak 5	Ave	0.0119	0.0129		0.541	0.500	8.2	20.0
PCB-1268 Peak 1	Ave	0.1463	0.1678		0.573	0.500	14.7	20.0
PCB-1268 Peak 2	Ave	0.1502	0.1631		0.543	0.500	8.6	20.0
PCB-1268 Peak 3	Ave	0.1248	0.1387		0.556	0.500	11.1	20.0
PCB-1268 Peak 4	Ave	0.0523	0.0587		0.561	0.500	12.1	20.0
PCB-1268 Peak 5	Ave	0.3871	0.4326		0.559	0.500	11.7	20.0

FORM VII
PCBS CONTINUING CALIBRATION RETENTION TIME SUMMARY

Lab Name: TestAmerica Canton Job No.: 240-87740-1

SDG No.:

Lab Sample ID: CCV 240-303687/5 Calibration Date: 11/15/2017 18:53

Instrument ID: A2HP13 Calib Start Date: 10/17/2017 20:08

GC Column: CLP-1 (0.53mm) ID: 0.53(mm) Calib End Date: 10/17/2017 21:40

Lab File ID: SIG1111505.D

Analyte	RT	RT WINDOW	
		FROM	TO
PCB-1242 Peak 1	3.71	3.70	3.73
PCB-1242 Peak 2	4.32	4.30	4.34
PCB-1242 Peak 3	5.06	5.04	5.08
PCB-1242 Peak 4	5.26	5.24	5.28
PCB-1242 Peak 5	5.64	5.62	5.66
PCB-1268 Peak 1	8.86	8.84	8.88
PCB-1268 Peak 2	8.89	8.87	8.91
PCB-1268 Peak 3	9.05	9.04	9.07
PCB-1268 Peak 4	9.35	9.33	9.37
PCB-1268 Peak 5	9.58	9.56	9.60

FORM VII
PCBS CONTINUING CALIBRATION DATA

Lab Name: TestAmerica Canton Job No.: 240-87740-1

SDG No.:

Lab Sample ID: CCV 240-303687/6 Calibration Date: 11/15/2017 19:11

Instrument ID: A2HP13 Calib Start Date: 10/17/2017 21:58

GC Column: CLP-1 (0.53mm) ID: 0.53(mm) Calib End Date: 10/17/2017 23:30

Lab File ID: SIG1111506.D Conc. Units: ng/uL

ANALYTE	CURVE TYPE	AVE RRF	RRF	MIN RRF	CALC AMOUNT	SPIKE AMOUNT	%D	MAX %D
PCB-1248 Peak 1	Ave	0.0176	0.0174		0.492	0.500	-1.6	20.0
PCB-1248 Peak 2	Ave	0.0457	0.0469		0.513	0.500	2.6	20.0
PCB-1248 Peak 3	Ave	0.0352	0.0394		0.559	0.500	11.8	20.0
PCB-1248 Peak 4	Ave	0.0331	0.0347		0.525	0.500	5.1	20.0
PCB-1248 Peak 5	Ave	0.0209	0.0226		0.541	0.500	8.1	20.0

FORM VII
PCBS CONTINUING CALIBRATION RETENTION TIME SUMMARY

Lab Name: TestAmerica Canton Job No.: 240-87740-1

SDG No.:

Lab Sample ID: CCV 240-303687/6 Calibration Date: 11/15/2017 19:11

Instrument ID: A2HP13 Calib Start Date: 10/17/2017 21:58

GC Column: CLP-1 (0.53mm) ID: 0.53(mm) Calib End Date: 10/17/2017 23:30

Lab File ID: SIG1111506.D

Analyte	RT	RT WINDOW	
		FROM	TO
PCB-1248 Peak 1	4.32	4.30	4.33
PCB-1248 Peak 2	5.88	5.86	5.90
PCB-1248 Peak 3	6.50	6.48	6.52
PCB-1248 Peak 4	6.75	6.73	6.77
PCB-1248 Peak 5	7.20	7.18	7.22

FORM VII
PCBS CONTINUING CALIBRATION DATA

Lab Name: TestAmerica Canton Job No.: 240-87740-1

SDG No.:

Lab Sample ID: CCV 240-303687/7 Calibration Date: 11/15/2017 19:29

Instrument ID: A2HP13 Calib Start Date: 10/17/2017 23:48

GC Column: CLP-1 (0.53mm) ID: 0.53(mm) Calib End Date: 10/18/2017 01:20

Lab File ID: SIG1111507.D Conc. Units: ng/uL

ANALYTE	CURVE TYPE	AVE RRF	RRF	MIN RRF	CALC AMOUNT	SPIKE AMOUNT	%D	MAX %D
PCB-1221 Peak 1	Ave	0.0120	0.0114		0.476	0.500	-4.9	20.0
PCB-1221 Peak 2	Ave	0.0079	0.0072		0.453	0.500	-9.3	20.0
PCB-1221 Peak 3	Ave	0.0283	0.0285		0.504	0.500	0.8	20.0
PCB-1254 Peak 1	Ave	0.0495	0.0525		0.531	0.500	6.1	20.0
PCB-1254 Peak 2	Ave	0.0666	0.0732		0.549	0.500	9.9	20.0
PCB-1254 Peak 3	Ave	0.0485	0.0553		0.569	0.500	13.9	20.0
PCB-1254 Peak 4	Ave	0.0468	0.0509		0.543	0.500	8.7	20.0
PCB-1254 Peak 5	Ave	0.0679	0.0753		0.555	0.500	11.0	20.0

FORM VII
PCBS CONTINUING CALIBRATION RETENTION TIME SUMMARY

Lab Name: TestAmerica Canton Job No.: 240-87740-1

SDG No.:

Lab Sample ID: CCV 240-303687/7 Calibration Date: 11/15/2017 19:29

Instrument ID: A2HP13 Calib Start Date: 10/17/2017 23:48

GC Column: CLP-1 (0.53mm) ID: 0.53(mm) Calib End Date: 10/18/2017 01:20

Lab File ID: SIG1111507.D

Analyte	RT	RT WINDOW	
		FROM	TO
PCB-1221 Peak 1	3.39	3.37	3.41
PCB-1221 Peak 2	3.65	3.63	3.66
PCB-1221 Peak 3	3.71	3.69	3.73
PCB-1254 Peak 1	6.75	6.74	6.77
PCB-1254 Peak 2	7.20	7.18	7.22
PCB-1254 Peak 3	7.50	7.48	7.52
PCB-1254 Peak 4	7.69	7.67	7.71
PCB-1254 Peak 5	7.96	7.95	7.98

FORM VII
PCBS CONTINUING CALIBRATION DATA

Lab Name: TestAmerica Canton Job No.: 240-87740-1

SDG No.:

Lab Sample ID: CCVIS 240-303687/28 Calibration Date: 11/16/2017 01:55

Instrument ID: A2HP13 Calib Start Date: 10/18/2017 01:38

GC Column: CLP-1 (0.53mm) ID: 0.53(mm) Calib End Date: 10/18/2017 03:10

Lab File ID: SIG1111528.D Conc. Units: ng/uL

ANALYTE	CURVE TYPE	AVE RRF	RRF	MIN RRF	CALC AMOUNT	SPIKE AMOUNT	%D	MAX %D
PCB-1016 Peak 1	Ave	0.0237	0.0230		0.485	0.500	-3.0	20.0
PCB-1016 Peak 2	Ave	0.0463	0.0421		0.454	0.500	-9.1	20.0
PCB-1016 Peak 3	Ave	0.0994	0.0982		0.494	0.500	-1.2	20.0
PCB-1016 Peak 4	Ave	0.0420	0.0401		0.477	0.500	-4.6	20.0
PCB-1016 Peak 5	Ave	0.0179	0.0190		0.530	0.500	6.0	20.0
PCB-1260 Peak 1	Ave	0.0618	0.0607		0.492	0.500	-1.7	20.0
PCB-1260 Peak 2	Ave	0.0951	0.0985		0.518	0.500	3.5	20.0
PCB-1260 Peak 3	Ave	0.1049	0.1078		0.514	0.500	2.8	20.0
PCB-1260 Peak 4	Ave	0.1333	0.1380		0.517	0.500	3.5	20.0
PCB-1260 Peak 5	Ave	0.0661	0.0703		0.531	0.500	6.3	20.0
Tetrachloro-m-xylene	Ave	1.130	1.042		0.0231	0.0250	-7.8	20.0
DCB Decachlorobiphenyl	Ave	1.054	0.8650		0.0205	0.0250	-17.9	20.0

FORM VII
PCBS CONTINUING CALIBRATION RETENTION TIME SUMMARY

Lab Name: TestAmerica Canton Job No.: 240-87740-1

SDG No.:

Lab Sample ID: CCVIS 240-303687/28 Calibration Date: 11/16/2017 01:55

Instrument ID: A2HP13 Calib Start Date: 10/18/2017 01:38

GC Column: CLP-1 (0.53mm) ID: 0.53(mm) Calib End Date: 10/18/2017 03:10

Lab File ID: SIG1111528.D

Analyte	RT	RT WINDOW	
		FROM	TO
PCB-1016 Peak 1	3.71	3.69	3.73
PCB-1016 Peak 2	4.32	4.30	4.34
PCB-1016 Peak 3	5.06	5.04	5.08
PCB-1016 Peak 4	5.26	5.24	5.28
PCB-1016 Peak 5	5.64	5.62	5.66
PCB-1260 Peak 1	7.40	7.39	7.42
PCB-1260 Peak 2	7.69	7.67	7.71
PCB-1260 Peak 3	7.96	7.94	7.98
PCB-1260 Peak 4	8.58	8.56	8.60
PCB-1260 Peak 5	8.82	8.81	8.84
Tetrachloro-m-xylene	3.04	3.02	3.06
DCB Decachlorobiphenyl	9.73	9.71	9.75

FORM VII
PCBS CONTINUING CALIBRATION DATA

Lab Name: TestAmerica Canton Job No.: 240-87740-1

SDG No.:

Lab Sample ID: CCV 240-303726/3 Calibration Date: 11/16/2017 06:59

Instrument ID: A2HP13 Calib Start Date: 10/18/2017 01:38

GC Column: CLP-1 (0.53mm) ID: 0.53(mm) Calib End Date: 10/18/2017 03:10

Lab File ID: SIG1111603.D Conc. Units: ng/uL

ANALYTE	CURVE TYPE	AVE RRF	RRF	MIN RRF	CALC AMOUNT	SPIKE AMOUNT	%D	MAX %D
PCB-1016 Peak 1	Ave	0.0237	0.0232		0.489	0.500	-2.2	20.0
PCB-1016 Peak 2	Ave	0.0463	0.0437		0.471	0.500	-5.7	20.0
PCB-1016 Peak 3	Ave	0.0994	0.1006		0.506	0.500	1.2	20.0
PCB-1016 Peak 4	Ave	0.0420	0.0414		0.493	0.500	-1.4	20.0
PCB-1016 Peak 5	Ave	0.0179	0.0191		0.534	0.500	6.8	20.0
PCB-1260 Peak 1	Ave	0.0618	0.0628		0.508	0.500	1.6	20.0
PCB-1260 Peak 2	Ave	0.0951	0.0993		0.522	0.500	4.4	20.0
PCB-1260 Peak 3	Ave	0.1049	0.1101		0.525	0.500	5.0	20.0
PCB-1260 Peak 4	Ave	0.1333	0.1442		0.541	0.500	8.2	20.0
PCB-1260 Peak 5	Ave	0.0661	0.0745		0.564	0.500	12.7	20.0
Tetrachloro-m-xylene	Ave	1.130	1.068		0.0236	0.0250	-5.5	20.0
DCB Decachlorobiphenyl	Ave	1.054	1.050		0.0249	0.0250	-0.4	20.0

FORM VII
PCBS CONTINUING CALIBRATION RETENTION TIME SUMMARY

Lab Name: TestAmerica Canton Job No.: 240-87740-1

SDG No.:

Lab Sample ID: CCV 240-303726/3 Calibration Date: 11/16/2017 06:59

Instrument ID: A2HP13 Calib Start Date: 10/18/2017 01:38

GC Column: CLP-1 (0.53mm) ID: 0.53(mm) Calib End Date: 10/18/2017 03:10

Lab File ID: SIG1111603.D

Analyte	RT	RT WINDOW	
		FROM	TO
PCB-1016 Peak 1	3.72	3.70	3.74
PCB-1016 Peak 2	4.32	4.30	4.34
PCB-1016 Peak 3	5.06	5.05	5.08
PCB-1016 Peak 4	5.27	5.25	5.29
PCB-1016 Peak 5	5.64	5.63	5.66
PCB-1260 Peak 1	7.41	7.39	7.43
PCB-1260 Peak 2	7.69	7.68	7.71
PCB-1260 Peak 3	7.96	7.95	7.98
PCB-1260 Peak 4	8.58	8.57	8.60
PCB-1260 Peak 5	8.83	8.81	8.85
Tetrachloro-m-xylene	3.04	3.02	3.06
DCB Decachlorobiphenyl	9.74	9.72	9.76

FORM VII
PCBS CONTINUING CALIBRATION DATA

Lab Name: TestAmerica Canton Job No.: 240-87740-1

SDG No.:

Lab Sample ID: CCV 240-303726/4 Calibration Date: 11/16/2017 07:17

Instrument ID: A2HP13 Calib Start Date: 10/17/2017 18:18

GC Column: CLP-1 (0.53mm) ID: 0.53(mm) Calib End Date: 10/17/2017 19:49

Lab File ID: SIG1111604.D Conc. Units: ng/uL

ANALYTE	CURVE TYPE	AVE RRF	RRF	MIN RRF	CALC AMOUNT	SPIKE AMOUNT	%D	MAX %D
PCB-1232 Peak 1	Ave	0.0221	0.0217		0.492	0.500	-1.7	20.0
PCB-1232 Peak 2	Ave	0.0178	0.0172		0.483	0.500	-3.4	20.0
PCB-1232 Peak 3	Ave	0.0363	0.0376		0.518	0.500	3.5	20.0
PCB-1232 Peak 4	Ave	0.0153	0.0158		0.515	0.500	3.0	20.0
PCB-1232 Peak 5	Ave	0.0060	0.0062		0.521	0.500	4.1	20.0
PCB-1262 Peak 1	Ave	0.0508	0.0563		0.554	0.500	10.7	20.0
PCB-1262 Peak 2	Ave	0.0688	0.0741		0.538	0.500	7.6	20.0
PCB-1262 Peak 3	Ave	0.0597	0.0651		0.545	0.500	9.0	20.0
PCB-1262 Peak 4	Ave	0.1275	0.1408		0.552	0.500	10.5	20.0
PCB-1262 Peak 5	Ave	0.0527	0.0567		0.538	0.500	7.6	20.0

FORM VII
PCBS CONTINUING CALIBRATION RETENTION TIME SUMMARY

Lab Name: TestAmerica Canton Job No.: 240-87740-1

SDG No.:

Lab Sample ID: CCV 240-303726/4 Calibration Date: 11/16/2017 07:17

Instrument ID: A2HP13 Calib Start Date: 10/17/2017 18:18

GC Column: CLP-1 (0.53mm) ID: 0.53(mm) Calib End Date: 10/17/2017 19:49

Lab File ID: SIG1111604.D

Analyte	RT	RT WINDOW	
		FROM	TO
PCB-1232 Peak 1	3.71	3.70	3.73
PCB-1232 Peak 2	4.32	4.30	4.34
PCB-1232 Peak 3	5.06	5.05	5.08
PCB-1232 Peak 4	5.27	5.25	5.28
PCB-1232 Peak 5	5.64	5.62	5.66
PCB-1262 Peak 1	7.69	7.68	7.71
PCB-1262 Peak 2	8.08	8.06	8.10
PCB-1262 Peak 3	8.30	8.28	8.32
PCB-1262 Peak 4	8.58	8.56	8.60
PCB-1262 Peak 5	8.86	8.84	8.88

FORM VII
PCBS CONTINUING CALIBRATION DATA

Lab Name: TestAmerica Canton Job No.: 240-87740-1

SDG No.:

Lab Sample ID: CCV 240-303726/5 Calibration Date: 11/16/2017 07:36

Instrument ID: A2HP13 Calib Start Date: 10/17/2017 20:08

GC Column: CLP-1 (0.53mm) ID: 0.53(mm) Calib End Date: 10/17/2017 21:40

Lab File ID: SIG1111605.D Conc. Units: ng/uL

ANALYTE	CURVE TYPE	AVE RRF	RRF	MIN RRF	CALC AMOUNT	SPIKE AMOUNT	%D	MAX %D
PCB-1242 Peak 1	Ave	0.0160	0.0158		0.494	0.500	-1.1	20.0
PCB-1242 Peak 2	Ave	0.0313	0.0304		0.487	0.500	-2.6	20.0
PCB-1242 Peak 3	Ave	0.0653	0.0685		0.524	0.500	4.8	20.0
PCB-1242 Peak 4	Ave	0.0279	0.0286		0.513	0.500	2.6	20.0
PCB-1242 Peak 5	Ave	0.0119	0.0136		0.572	0.500	14.4	20.0
PCB-1268 Peak 1	Ave	0.1463	0.1690		0.578	0.500	15.5	20.0
PCB-1268 Peak 2	Ave	0.1502	0.1614		0.537	0.500	7.5	20.0
PCB-1268 Peak 3	Ave	0.1248	0.1386		0.555	0.500	11.1	20.0
PCB-1268 Peak 4	Ave	0.0523	0.0582		0.556	0.500	11.2	20.0
PCB-1268 Peak 5	Ave	0.3871	0.4293		0.554	0.500	10.9	20.0

FORM VII
PCBS CONTINUING CALIBRATION RETENTION TIME SUMMARY

Lab Name: TestAmerica Canton Job No.: 240-87740-1

SDG No.:

Lab Sample ID: CCV 240-303726/5 Calibration Date: 11/16/2017 07:36

Instrument ID: A2HP13 Calib Start Date: 10/17/2017 20:08

GC Column: CLP-1 (0.53mm) ID: 0.53(mm) Calib End Date: 10/17/2017 21:40

Lab File ID: SIG1111605.D

Analyte	RT	RT WINDOW	
		FROM	TO
PCB-1242 Peak 1	3.72	3.70	3.74
PCB-1242 Peak 2	4.32	4.30	4.34
PCB-1242 Peak 3	5.06	5.05	5.08
PCB-1242 Peak 4	5.27	5.25	5.28
PCB-1242 Peak 5	5.64	5.62	5.66
PCB-1268 Peak 1	8.86	8.84	8.88
PCB-1268 Peak 2	8.89	8.87	8.91
PCB-1268 Peak 3	9.06	9.04	9.08
PCB-1268 Peak 4	9.35	9.33	9.37
PCB-1268 Peak 5	9.58	9.57	9.60

FORM VII
PCBS CONTINUING CALIBRATION DATA

Lab Name: TestAmerica Canton Job No.: 240-87740-1

SDG No.:

Lab Sample ID: CCV 240-303726/6 Calibration Date: 11/16/2017 07:54

Instrument ID: A2HP13 Calib Start Date: 10/17/2017 21:58

GC Column: CLP-1 (0.53mm) ID: 0.53(mm) Calib End Date: 10/17/2017 23:30

Lab File ID: SIG1111606.D Conc. Units: ng/uL

ANALYTE	CURVE TYPE	AVE RRF	RRF	MIN RRF	CALC AMOUNT	SPIKE AMOUNT	%D	MAX %D
PCB-1248 Peak 1	Ave	0.0176	0.0161		0.457	0.500	-8.7	20.0
PCB-1248 Peak 2	Ave	0.0457	0.0459		0.502	0.500	0.4	20.0
PCB-1248 Peak 3	Ave	0.0352	0.0362		0.514	0.500	2.9	20.0
PCB-1248 Peak 4	Ave	0.0331	0.0342		0.517	0.500	3.5	20.0
PCB-1248 Peak 5	Ave	0.0209	0.0220		0.528	0.500	5.6	20.0

FORM VII
PCBS CONTINUING CALIBRATION RETENTION TIME SUMMARY

Lab Name: TestAmerica Canton Job No.: 240-87740-1

SDG No.:

Lab Sample ID: CCV 240-303726/6 Calibration Date: 11/16/2017 07:54

Instrument ID: A2HP13 Calib Start Date: 10/17/2017 21:58

GC Column: CLP-1 (0.53mm) ID: 0.53(mm) Calib End Date: 10/17/2017 23:30

Lab File ID: SIG1111606.D

Analyte	RT	RT WINDOW	
		FROM	TO
PCB-1248 Peak 1	4.32	4.30	4.34
PCB-1248 Peak 2	5.88	5.86	5.90
PCB-1248 Peak 3	6.51	6.49	6.52
PCB-1248 Peak 4	6.75	6.73	6.77
PCB-1248 Peak 5	7.20	7.19	7.22

FORM VII
PCBS CONTINUING CALIBRATION DATA

Lab Name: TestAmerica Canton Job No.: 240-87740-1

SDG No.:

Lab Sample ID: CCV 240-303726/7 Calibration Date: 11/16/2017 08:12

Instrument ID: A2HP13 Calib Start Date: 10/17/2017 23:48

GC Column: CLP-1 (0.53mm) ID: 0.53(mm) Calib End Date: 10/18/2017 01:20

Lab File ID: SIG1111607.D Conc. Units: ng/uL

ANALYTE	CURVE TYPE	AVE RRF	RRF	MIN RRF	CALC AMOUNT	SPIKE AMOUNT	%D	MAX %D
PCB-1221 Peak 1	Ave	0.0120	0.0110		0.460	0.500	-7.9	20.0
PCB-1221 Peak 2	Ave	0.0079	0.0073		0.456	0.500	-8.8	20.0
PCB-1221 Peak 3	Ave	0.0283	0.0260		0.460	0.500	-7.9	20.0
PCB-1254 Peak 1	Ave	0.0495	0.0505		0.510	0.500	2.1	20.0
PCB-1254 Peak 2	Ave	0.0666	0.0707		0.531	0.500	6.1	20.0
PCB-1254 Peak 3	Ave	0.0485	0.0540		0.556	0.500	11.2	20.0
PCB-1254 Peak 4	Ave	0.0468	0.0490		0.523	0.500	4.6	20.0
PCB-1254 Peak 5	Ave	0.0679	0.0727		0.536	0.500	7.2	20.0

FORM VII
PCBS CONTINUING CALIBRATION RETENTION TIME SUMMARY

Lab Name: TestAmerica Canton Job No.: 240-87740-1

SDG No.:

Lab Sample ID: CCV 240-303726/7 Calibration Date: 11/16/2017 08:12

Instrument ID: A2HP13 Calib Start Date: 10/17/2017 23:48

GC Column: CLP-1 (0.53mm) ID: 0.53(mm) Calib End Date: 10/18/2017 01:20

Lab File ID: SIG1111607.D

Analyte	RT	RT WINDOW	
		FROM	TO
PCB-1221 Peak 1	3.39	3.37	3.41
PCB-1221 Peak 2	3.65	3.63	3.67
PCB-1221 Peak 3	3.72	3.70	3.73
PCB-1254 Peak 1	6.76	6.74	6.77
PCB-1254 Peak 2	7.21	7.19	7.22
PCB-1254 Peak 3	7.50	7.48	7.52
PCB-1254 Peak 4	7.69	7.68	7.71
PCB-1254 Peak 5	7.96	7.95	7.98

FORM IV
PCBS METHOD BLANK SUMMARY

Lab Name: TestAmerica Canton Job No.: 240-87740-1

SDG No.:

Lab Sample ID: MB 240-302976/23-A

Matrix: Solid Date Extracted: 11/10/2017 09:13

Lab File ID:(1) P12111326.D Lab File ID:(2) P12111326.D

Date Analyzed:(1) 11/13/2017 18:47 Date Analyzed:(2) 11/13/2017 18:47

Instrument ID:(1) A2HP12 Instrument ID:(2) A2HP12

GC Column:(1) CLP-2 (0.53m ID: 0.53(mm) GC Column:(2) CLP-1 (0.53m ID: 0.53(mm)

THIS METHOD BLANK APPLIES TO THE FOLLOWING SAMPLES:

CLIENT SAMPLE ID	LAB SAMPLE ID	DATE ANALYZED 1	DATE ANALYZED 2
G-SB-1756-00-01	240-87740-1	11/13/2017 17:54	11/13/2017 17:54
	LCS 240-302976/24-A	11/13/2017 19:05	11/13/2017 19:05

FORM I
PCBS ORGANICS ANALYSIS DATA SHEET

Lab Name: TestAmerica Canton | Job No.: 240-87740-1

SDG No.:

Client Sample ID: | Lab Sample ID: MB 240-302976/23-A

Matrix: Solid | Lab File ID: P12111326.D

Analysis Method: 8082A | Date Collected:

Extraction Method: 3540C | Date Extracted: 11/10/2017 09:13

Sample wt/vol: 10(g) | Date Analyzed: 11/13/2017 18:47

Con. Extract Vol.: 10(mL) | Dilution Factor: 1

Injection Volume: 1(uL) | GC Column: CLP-1 (0.53mm) ID: 0.53(mm)

% Moisture: | GPC Cleanup:(Y/N) N

Analysis Batch No.: 303214 | Units: ug/Kg

CAS NO.	COMPOUND NAME	RESULT	Q	RL	MDL
12674-11-2	Aroclor-1016	24	U	50	24
11104-28-2	Aroclor-1221	23	U	50	23
11141-16-5	Aroclor-1232	16	U	50	16
53469-21-9	Aroclor-1242	20	U	50	20
12672-29-6	Aroclor-1248	17	U	50	17
11097-69-1	Aroclor-1254	14	U	50	14
11096-82-5	Aroclor-1260	18	U	50	18
37324-23-5	Aroclor-1262	8.0	U	50	8.0
11100-14-4	Aroclor-1268	20	U	50	20

CAS NO.	SURROGATE	%REC	Q	LIMITS
877-09-8	Tetrachloro-m-xylene	86		14-128
2051-24-3	DCB Decachlorobiphenyl	96		10-132

FORM III
PCBS LAB CONTROL SAMPLE RECOVERY

Lab Name: TestAmerica Canton Job No.: 240-87740-1

SDG No.:

Matrix: Solid Level: Low Lab File ID: P12111327.D

Lab ID: LCS 240-302976/24-A Client ID:

COMPOUND	SPIKE ADDED (ug/Kg)	LCS CONCENTRATION (ug/Kg)	LCS % REC	QC LIMITS REC	#
Aroclor-1016	1000	634	63	47-120	
Aroclor-1260	1000	764	76	46-120	

Column to be used to flag recovery and RPD values

FORM III 8082A

FORM IV
PCBS METHOD BLANK SUMMARY

Lab Name: TestAmerica Canton Job No.: 240-87740-1

SDG No.:

Lab Sample ID: MB 240-303188/23-A

Matrix: Solid Date Extracted: 11/13/2017 09:34

Lab File ID:(1) SIG1111461.D Lab File ID:(2) SIG1111461.D

Date Analyzed:(1) 11/15/2017 03:31 Date Analyzed:(2) 11/15/2017 03:31

Instrument ID:(1) A2HP13 Instrument ID:(2) A2HP13

GC Column:(1) CLP-2 (0.53m ID: 0.53(mm) GC Column:(2) CLP-1 (0.53m ID: 0.53(mm)

THIS METHOD BLANK APPLIES TO THE FOLLOWING SAMPLES:

CLIENT SAMPLE ID	LAB SAMPLE ID	DATE ANALYZED 1	DATE ANALYZED 2
G-SB-1757-00-01	240-87740-3	11/14/2017 23:33	11/14/2017 23:33
G-SB-1758-00-01	240-87740-5	11/14/2017 23:51	11/14/2017 23:51
	LCS 240-303188/24-A	11/15/2017 03:50	11/15/2017 03:50

FORM I
PCBS ORGANICS ANALYSIS DATA SHEET

Lab Name: TestAmerica Canton | Job No.: 240-87740-1

SDG No.:

Client Sample ID: | Lab Sample ID: MB 240-303188/23-A

Matrix: Solid | Lab File ID: SIG1111461.D

Analysis Method: 8082A | Date Collected:

Extraction Method: 3540C | Date Extracted: 11/13/2017 09:34

Sample wt/vol: 10(g) | Date Analyzed: 11/15/2017 03:31

Con. Extract Vol.: 10(mL) | Dilution Factor: 1

Injection Volume: 1(uL) | GC Column: CLP-1 (0.53mm) ID: 0.53(mm)

% Moisture: | GPC Cleanup:(Y/N) N

Analysis Batch No.: 303482 | Units: ug/Kg

CAS NO.	COMPOUND NAME	RESULT	Q	RL	MDL
12674-11-2	Aroclor-1016	24	U	50	24
11104-28-2	Aroclor-1221	23	U	50	23
11141-16-5	Aroclor-1232	16	U	50	16
53469-21-9	Aroclor-1242	20	U	50	20
12672-29-6	Aroclor-1248	17	U	50	17
11097-69-1	Aroclor-1254	14	U	50	14
11096-82-5	Aroclor-1260	18	U	50	18
37324-23-5	Aroclor-1262	8.0	U	50	8.0
11100-14-4	Aroclor-1268	20	U	50	20

CAS NO.	SURROGATE	%REC	Q	LIMITS
877-09-8	Tetrachloro-m-xylene	83		14-128
2051-24-3	DCB Decachlorobiphenyl	93		10-132

FORM III
PCBS LAB CONTROL SAMPLE RECOVERY

Lab Name: TestAmerica Canton Job No.: 240-87740-1

SDG No.:

Matrix: Solid Level: Low Lab File ID: SIG1111462.D

Lab ID: LCS 240-303188/24-A Client ID:

COMPOUND	SPIKE ADDED (ug/Kg)	LCS CONCENTRATION (ug/Kg)	LCS % REC	QC LIMITS REC	#
Aroclor-1016	1000	680	68	47-120	
Aroclor-1260	1000	805	81	46-120	

Column to be used to flag recovery and RPD values

FORM III 8082A

FORM IV
PCBS METHOD BLANK SUMMARY

Lab Name: TestAmerica Canton Job No.: 240-87740-1

SDG No.:

Lab Sample ID: MB 240-303344/23-A

Matrix: Solid Date Extracted: 11/14/2017 08:32

Lab File ID:(1) P12111560.D Lab File ID:(2) P12111560.D

Date Analyzed:(1) 11/16/2017 02:24 Date Analyzed:(2) 11/16/2017 02:24

Instrument ID:(1) A2HP12 Instrument ID:(2) A2HP12

GC Column:(1) CLP-2 (0.53m ID: 0.53(mm) GC Column:(2) CLP-1 (0.53m ID: 0.53(mm)

THIS METHOD BLANK APPLIES TO THE FOLLOWING SAMPLES:

CLIENT SAMPLE ID	LAB SAMPLE ID	DATE ANALYZED 1	DATE ANALYZED 2
G-SB-1759-00-01	240-87740-7	11/15/2017 21:42	11/15/2017 21:42
G-SB-1760-00-01	240-87740-9	11/15/2017 21:59	11/15/2017 21:59
G-SB-1761-00-01	240-87740-11	11/15/2017 22:17	11/15/2017 22:17
G-SB-1762-00-01	240-87740-13	11/15/2017 22:35	11/15/2017 22:35
D-SB-1764-00-01	240-87740-16	11/15/2017 23:28	11/15/2017 23:28
D-SB-1765-00-01	240-87740-18	11/15/2017 23:45	11/15/2017 23:45
D-SB-1767-00-01	240-87740-22	11/16/2017 00:21	11/16/2017 00:21
D-SB-1768-00-01	240-87740-24	11/16/2017 00:38	11/16/2017 00:38
D-SB-1769-00-01	240-87740-26	11/16/2017 00:56	11/16/2017 00:56
D-SB-1770-00-01	240-87740-28	11/16/2017 01:14	11/16/2017 01:14
CPP-SB-1771-00-01	240-87740-30	11/16/2017 01:32	11/16/2017 01:32
CPP-SB-1772-00-01	240-87740-32	11/16/2017 01:49	11/16/2017 01:49
CPP-SB-1773-00-01	240-87740-34	11/16/2017 02:07	11/16/2017 02:07
	LCS 240-303344/24-A	11/16/2017 02:42	11/16/2017 02:42
CPP-SB-1774-00-01	240-87740-36	11/16/2017 03:18	11/16/2017 03:18
CPP-SB-1775-00-01	240-87740-38	11/16/2017 03:35	11/16/2017 03:35
CPP-SB-1776-00-01	240-87740-40	11/16/2017 03:53	11/16/2017 03:53
CPP-SB-1777-00-01	240-87740-42	11/16/2017 04:11	11/16/2017 04:11
CPP-SB-1777-00-01 MS	240-87740-42 MS	11/16/2017 04:28	11/16/2017 04:28
CPP-SB-1777-00-01 MSD	240-87740-42 MSD	11/16/2017 04:46	11/16/2017 04:46
G-SB-1763-00-01	240-87740-15	11/17/2017 05:39	11/17/2017 05:39
D-SB-1766-00-01	240-87740-20	11/17/2017 21:49	11/17/2017 21:49

FORM I
PCBS ORGANICS ANALYSIS DATA SHEET

Lab Name: TestAmerica Canton | Job No.: 240-87740-1

SDG No.:

Client Sample ID: | Lab Sample ID: MB 240-303344/23-A

Matrix: Solid | Lab File ID: P12111560.D

Analysis Method: 8082A | Date Collected:

Extraction Method: 3540C | Date Extracted: 11/14/2017 08:32

Sample wt/vol: 10(g) | Date Analyzed: 11/16/2017 02:24

Con. Extract Vol.: 10(mL) | Dilution Factor: 1

Injection Volume: 1(uL) | GC Column: CLP-1 (0.53mm) ID: 0.53(mm)

% Moisture: | GPC Cleanup:(Y/N) N

Analysis Batch No.: 303663 | Units: ug/Kg

CAS NO.	COMPOUND NAME	RESULT	Q	RL	MDL
12674-11-2	Aroclor-1016	24	U	50	24
11104-28-2	Aroclor-1221	23	U	50	23
11141-16-5	Aroclor-1232	16	U	50	16
53469-21-9	Aroclor-1242	20	U	50	20
12672-29-6	Aroclor-1248	17	U	50	17
11097-69-1	Aroclor-1254	14	U	50	14
11096-82-5	Aroclor-1260	18	U	50	18
37324-23-5	Aroclor-1262	8.0	U	50	8.0
11100-14-4	Aroclor-1268	20	U	50	20

CAS NO.	SURROGATE	%REC	Q	LIMITS
877-09-8	Tetrachloro-m-xylene	72		14-128
2051-24-3	DCB Decachlorobiphenyl	83		10-132

FORM III
PCBS LAB CONTROL SAMPLE RECOVERY

Lab Name: TestAmerica Canton Job No.: 240-87740-1

SDG No.:

Matrix: Solid Level: Low Lab File ID: P12111561.D

Lab ID: LCS 240-303344/24-A Client ID:

COMPOUND	SPIKE ADDED (ug/Kg)	LCS CONCENTRATION (ug/Kg)	LCS % REC	QC LIMITS REC	#
Aroclor-1016	1000	676	68	47-120	
Aroclor-1260	1000	796	80	46-120	

Column to be used to flag recovery and RPD values

FORM III 8082A

FORM III
PCBS MATRIX SPIKE RECOVERY

Lab Name: TestAmerica Canton Job No.: 240-87740-1

SDG No.:

Matrix: Solid Level: Low Lab File ID: P12111567.D

Lab ID: 240-87740-42 MS Client ID: CPP-SB-1777-00-01 MS

COMPOUND	SPIKE ADDED (ug/Kg)	SAMPLE CONCENTRATION (ug/Kg)	MS CONCENTRATION (ug/Kg)	MS % REC	QC LIMITS REC	#
Aroclor-1016	1230	29 U	696	57	31-120	
Aroclor-1260	1230	480	1130	52	21-122	

Column to be used to flag recovery and RPD values

FORM III 8082A

FORM III
PCBS MATRIX SPIKE DUPLICATE RECOVERY

Lab Name: TestAmerica Canton Job No.: 240-87740-1

SDG No.:

Matrix: Solid Level: Low Lab File ID: P12111568.D

Lab ID: 240-87740-42 MSD Client ID: CPP-SB-1777-00-01 MSD

COMPOUND	SPIKE ADDED (ug/Kg)	MSD CONCENTRATION (ug/Kg)	MSD % REC	% RPD	QC LIMITS RPD	QC LIMITS REC	#
Aroclor-1016	1220	936	76	29	30	31-120	
Aroclor-1260	1220	1540	86	31	30	21-122	F2

Column to be used to flag recovery and RPD values

FORM III 8082A

FORM IV
PCBS METHOD BLANK SUMMARY

Lab Name: TestAmerica Canton Job No.: 240-87740-1

SDG No.:

Lab Sample ID: MB 240-303362/23-A

Matrix: Solid Date Extracted: 11/14/2017 09:10

Lab File ID:(1) P12111627.D Lab File ID:(2) P12111627.D

Date Analyzed:(1) 11/16/2017 16:23 Date Analyzed:(2) 11/16/2017 16:23

Instrument ID:(1) A2HP12 Instrument ID:(2) A2HP12

GC Column:(1) CLP-2 (0.53m ID: 0.53(mm) GC Column:(2) CLP-1 (0.53m ID: 0.53(mm)

THIS METHOD BLANK APPLIES TO THE FOLLOWING SAMPLES:

CLIENT SAMPLE ID	LAB SAMPLE ID	DATE ANALYZED 1	DATE ANALYZED 2
CPP-SB-1778-00-01	240-87740-44	11/16/2017 11:22	11/16/2017 11:22
CPP-SB-1779-00-01	240-87740-46	11/16/2017 11:40	11/16/2017 11:40
G-SB-1798-00-01	240-87740-84	11/16/2017 11:58	11/16/2017 11:58
I-SB-1781-00-01	240-87740-50	11/16/2017 12:15	11/16/2017 12:15
I-SB-1782-00-01	240-87740-52	11/16/2017 12:33	11/16/2017 12:33
E-SB-1783-00-01	240-87740-54	11/16/2017 12:51	11/16/2017 12:51
E-SB-1784-00-01	240-87740-56	11/16/2017 13:08	11/16/2017 13:08
E-SB-1785-00-01	240-87740-58	11/16/2017 13:26	11/16/2017 13:26
E-SB-1786-00-01	240-87740-60	11/16/2017 13:44	11/16/2017 13:44
E-SB-1787-00-01	240-87740-62	11/16/2017 14:01	11/16/2017 14:01
E-SB-1788-00-01	240-87740-64	11/16/2017 14:19	11/16/2017 14:19
E-SB-1789-00-01	240-87740-66	11/16/2017 14:37	11/16/2017 14:37
E-SB-1790-00-01	240-87740-68	11/16/2017 14:55	11/16/2017 14:55
H-SB-1791-00-01	240-87740-70	11/16/2017 15:12	11/16/2017 15:12
H-SB-1792-00-01	240-87740-72	11/16/2017 15:30	11/16/2017 15:30
H-SB-1793-00-01	240-87740-74	11/16/2017 15:48	11/16/2017 15:48
G-SB-1794-00-01	240-87740-76	11/16/2017 16:05	11/16/2017 16:05
	LCS 240-303362/24-A	11/16/2017 16:41	11/16/2017 16:41
G-SB-1796-00-01	240-87740-80	11/16/2017 17:16	11/16/2017 17:16
G-SB-1797-00-01	240-87740-82	11/16/2017 17:34	11/16/2017 17:34
G-SB-1807-00-01	240-87740-102	11/16/2017 17:51	11/16/2017 17:51
G-SB-1807-00-01 MS	240-87740-102 MS	11/16/2017 18:09	11/16/2017 18:09
G-SB-1807-00-01 MSD	240-87740-102 MSD	11/16/2017 18:27	11/16/2017 18:27

FORM I
PCBS ORGANICS ANALYSIS DATA SHEET

Lab Name: TestAmerica Canton | Job No.: 240-87740-1

SDG No.:

Client Sample ID: | Lab Sample ID: MB 240-303362/23-A

Matrix: Solid | Lab File ID: P12111627.D

Analysis Method: 8082A | Date Collected:

Extraction Method: 3540C | Date Extracted: 11/14/2017 09:10

Sample wt/vol: 10(g) | Date Analyzed: 11/16/2017 16:23

Con. Extract Vol.: 10(mL) | Dilution Factor: 1

Injection Volume: 1(uL) | GC Column: CLP-1 (0.53mm) ID: 0.53(mm)

% Moisture: | GPC Cleanup:(Y/N) N

Analysis Batch No.: 303724 | Units: ug/Kg

CAS NO.	COMPOUND NAME	RESULT	Q	RL	MDL
12674-11-2	Aroclor-1016	24	U	50	24
11104-28-2	Aroclor-1221	23	U	50	23
11141-16-5	Aroclor-1232	16	U	50	16
53469-21-9	Aroclor-1242	20	U	50	20
12672-29-6	Aroclor-1248	17	U	50	17
11097-69-1	Aroclor-1254	14	U	50	14
11096-82-5	Aroclor-1260	18	U	50	18
37324-23-5	Aroclor-1262	8.0	U	50	8.0
11100-14-4	Aroclor-1268	20	U	50	20

CAS NO.	SURROGATE	%REC	Q	LIMITS
877-09-8	Tetrachloro-m-xylene	93		14-128
2051-24-3	DCB Decachlorobiphenyl	93		10-132

FORM III
PCBS LAB CONTROL SAMPLE RECOVERY

Lab Name: TestAmerica Canton Job No.: 240-87740-1

SDG No.:

Matrix: Solid Level: Low Lab File ID: P12111628.D

Lab ID: LCS 240-303362/24-A Client ID:

COMPOUND	SPIKE ADDED (ug/Kg)	LCS CONCENTRATION (ug/Kg)	LCS % REC	QC LIMITS REC	#
Aroclor-1016	1000	708	71	47-120	
Aroclor-1260	1000	825	83	46-120	

Column to be used to flag recovery and RPD values

FORM III 8082A

FORM III
PCBS MATRIX SPIKE RECOVERY

Lab Name: TestAmerica Canton Job No.: 240-87740-1

SDG No.:

Matrix: Solid Level: Low Lab File ID: P12111633.D

Lab ID: 240-87740-102 MS Client ID: G-SB-1807-00-01 MS

COMPOUND	SPIKE ADDED (ug/Kg)	SAMPLE CONCENTRATION (ug/Kg)	MS CONCENTRATION (ug/Kg)	MS % REC	QC LIMITS REC	#
Aroclor-1016	1180	27 U	776	66	31-120	
Aroclor-1260	1180	21 U	849	72	21-122	

Column to be used to flag recovery and RPD values

FORM III 8082A

FORM III
PCBS MATRIX SPIKE DUPLICATE RECOVERY

Lab Name: TestAmerica Canton Job No.: 240-87740-1

SDG No.:

Matrix: Solid Level: Low Lab File ID: P12111634.D

Lab ID: 240-87740-102 MSD Client ID: G-SB-1807-00-01 MSD

COMPOUND	SPIKE ADDED (ug/Kg)	MSD CONCENTRATION (ug/Kg)	MSD % REC	% RPD	QC LIMITS RPD	QC LIMITS REC	#
Aroclor-1016	1180	857	73	10	30	31-120	
Aroclor-1260	1180	1000	85	17	30	21-122	

Column to be used to flag recovery and RPD values

FORM III 8082A

FORM IV
PCBS METHOD BLANK SUMMARY

Lab Name: TestAmerica Canton Job No.: 240-87740-1

SDG No.:

Lab Sample ID: MB 240-303380/23-A

Matrix: Solid Date Extracted: 11/14/2017 10:03

Lab File ID:(1) SIG1111610.D Lab File ID:(2) SIG1111610.D

Date Analyzed:(1) 11/16/2017 09:07 Date Analyzed:(2) 11/16/2017 09:07

Instrument ID:(1) A2HP13 Instrument ID:(2) A2HP13

GC Column:(1) CLP-2 (0.53m ID: 0.53(mm) GC Column:(2) CLP-1 (0.53m ID: 0.53(mm)

THIS METHOD BLANK APPLIES TO THE FOLLOWING SAMPLES:

CLIENT SAMPLE ID	LAB SAMPLE ID	DATE ANALYZED 1	DATE ANALYZED 2
I-SB-1780-00-01	240-87740-48	11/15/2017 20:06	11/15/2017 20:06
G-SB-1795-00-01	240-87740-78	11/15/2017 20:25	11/15/2017 20:25
G-SB-1799-00-01	240-87740-86	11/15/2017 20:43	11/15/2017 20:43
G-SB-1800-00-01	240-87740-88	11/15/2017 21:01	11/15/2017 21:01
G-SB-1801-00-01	240-87740-90	11/15/2017 21:20	11/15/2017 21:20
G-SB-1802-00-01	240-87740-92	11/15/2017 21:38	11/15/2017 21:38
G-SB-1803-00-01	240-87740-94	11/15/2017 21:56	11/15/2017 21:56
G-SB-1804-00-01	240-87740-96	11/15/2017 22:15	11/15/2017 22:15
G-SB-1805-00-01	240-87740-98	11/15/2017 22:33	11/15/2017 22:33
G-SB-1806-00-01	240-87740-100	11/15/2017 22:51	11/15/2017 22:51
G-SB-1808-00-01	240-87740-104	11/15/2017 23:10	11/15/2017 23:10
G-SB-1809-00-01	240-87740-106	11/15/2017 23:28	11/15/2017 23:28
G-SB-1810-00-01	240-87740-108	11/15/2017 23:46	11/15/2017 23:46
G-SB-1811-00-01	240-87740-110	11/16/2017 00:05	11/16/2017 00:05
G-SB-1814-00-01	240-87740-116	11/16/2017 01:00	11/16/2017 01:00
	LCS 240-303380/24-A	11/16/2017 01:36	11/16/2017 01:36
G-SB-1815-00-01	240-87740-118	11/16/2017 02:13	11/16/2017 02:13
G-SB-1816-00-01	240-87740-120	11/16/2017 02:32	11/16/2017 02:32
G-SB-1817-00-01	240-87740-122	11/16/2017 02:50	11/16/2017 02:50
G-SB-1817-00-01 MS	240-87740-122 MS	11/16/2017 03:08	11/16/2017 03:08
G-SB-1817-00-01 MSD	240-87740-122 MSD	11/16/2017 03:27	11/16/2017 03:27
G-SB-1813-00-01	240-87740-114	11/16/2017 09:26	11/16/2017 09:26
G-SB-1812-00-01	240-87740-112	11/16/2017 09:44	11/16/2017 09:44

FORM I
PCBS ORGANICS ANALYSIS DATA SHEET

Lab Name: TestAmerica Canton | Job No.: 240-87740-1

SDG No.:

Client Sample ID: | Lab Sample ID: MB 240-303380/23-A

Matrix: Solid | Lab File ID: SIG1111610.D

Analysis Method: 8082A | Date Collected:

Extraction Method: 3540C | Date Extracted: 11/14/2017 10:03

Sample wt/vol: 10(g) | Date Analyzed: 11/16/2017 09:07

Con. Extract Vol.: 10(mL) | Dilution Factor: 1

Injection Volume: 1(uL) | GC Column: CLP-1 (0.53mm) ID: 0.53(mm)

% Moisture: | GPC Cleanup:(Y/N) N

Analysis Batch No.: 303726 | Units: ug/Kg

CAS NO.	COMPOUND NAME	RESULT	Q	RL	MDL
12674-11-2	Aroclor-1016	24	U	50	24
11104-28-2	Aroclor-1221	23	U	50	23
11141-16-5	Aroclor-1232	16	U	50	16
53469-21-9	Aroclor-1242	20	U	50	20
12672-29-6	Aroclor-1248	17	U	50	17
11097-69-1	Aroclor-1254	14	U	50	14
11096-82-5	Aroclor-1260	18	U	50	18
37324-23-5	Aroclor-1262	8.0	U	50	8.0
11100-14-4	Aroclor-1268	20	U	50	20

CAS NO.	SURROGATE	%REC	Q	LIMITS
877-09-8	Tetrachloro-m-xylene	85		14-128
2051-24-3	DCB Decachlorobiphenyl	96		10-132

FORM III
PCBS LAB CONTROL SAMPLE RECOVERY

Lab Name: TestAmerica Canton Job No.: 240-87740-1

SDG No.:

Matrix: Solid Level: Low Lab File ID: SIG1111527.D

Lab ID: LCS 240-303380/24-A Client ID:

COMPOUND	SPIKE ADDED (ug/Kg)	LCS CONCENTRATION (ug/Kg)	LCS % REC	QC LIMITS REC	#
Aroclor-1016	1000	639	64	47-120	
Aroclor-1260	1000	730	73	46-120	

Column to be used to flag recovery and RPD values

FORM III 8082A

FORM III
PCBS MATRIX SPIKE RECOVERY

Lab Name: TestAmerica Canton Job No.: 240-87740-1

SDG No.:

Matrix: Solid Level: Low Lab File ID: SIG1111532.D

Lab ID: 240-87740-122 MS Client ID: G-SB-1817-00-01 MS

COMPOUND	SPIKE ADDED (ug/Kg)	SAMPLE CONCENTRATION (ug/Kg)	MS CONCENTRATION (ug/Kg)	MS % REC	QC LIMITS REC	#
Aroclor-1016	1200	29 U	695	58	31-120	
Aroclor-1260	1200	150	868	60	21-122	

Column to be used to flag recovery and RPD values

FORM III 8082A

FORM III
PCBS MATRIX SPIKE DUPLICATE RECOVERY

Lab Name: TestAmerica Canton Job No.: 240-87740-1

SDG No.:

Matrix: Solid Level: Low Lab File ID: SIG1111533.D

Lab ID: 240-87740-122 MSD Client ID: G-SB-1817-00-01 MSD

COMPOUND	SPIKE ADDED (ug/Kg)	MSD CONCENTRATION (ug/Kg)	MSD % REC	% RPD	QC LIMITS RPD	QC LIMITS REC	#
Aroclor-1016	1200	669	56	4	30	31-120	
Aroclor-1260	1200	875	61	1	30	21-122	

Column to be used to flag recovery and RPD values

FORM III 8082A

FORM II
PCBS SURROGATE RECOVERY

Lab Name: TestAmerica Canton Job No.: 240-87740-1

SDG No.:

Matrix: Solid Level: Low

GC Column (2): CLP-1 (0.53 ID: 0.53(mm)

Client Sample ID	Lab Sample ID	TCX2 #	DCBP2 #
G-SB-1756-00-01	240-87740-1	79	96
G-SB-1757-00-01	240-87740-3	51	56
G-SB-1758-00-01	240-87740-5	73	70
G-SB-1759-00-01	240-87740-7	60	49
G-SB-1760-00-01	240-87740-9	99	101
G-SB-1761-00-01	240-87740-11	31	34
G-SB-1762-00-01	240-87740-13	87	86
G-SB-1763-00-01	240-87740-15	70	66
D-SB-1764-00-01	240-87740-16	77	81
D-SB-1765-00-01	240-87740-18	77	104
D-SB-1766-00-01	240-87740-20	84	67
D-SB-1767-00-01	240-87740-22	72	79
D-SB-1768-00-01	240-87740-24	72	77
D-SB-1769-00-01	240-87740-26	86	127
D-SB-1770-00-01	240-87740-28	71	96
CPP-SB-1771-00-01	240-87740-30	81	134 X
CPP-SB-1772-00-01	240-87740-32	77	99
CPP-SB-1773-00-01	240-87740-34	74	77
CPP-SB-1774-00-01	240-87740-36	73	85
CPP-SB-1775-00-01	240-87740-38	93	132
CPP-SB-1776-00-01	240-87740-40	71	88
CPP-SB-1777-00-01	240-87740-42	72	85
CPP-SB-1778-00-01	240-87740-44	78	87
CPP-SB-1779-00-01	240-87740-46	88	100
I-SB-1780-00-01	240-87740-48	78	65 p
I-SB-1781-00-01	240-87740-50	96	95
I-SB-1782-00-01	240-87740-52	98	105
E-SB-1783-00-01	240-87740-54	81	85
E-SB-1784-00-01	240-87740-56	85	100
E-SB-1785-00-01	240-87740-58	90	121
E-SB-1786-00-01	240-87740-60	80	98
E-SB-1787-00-01	240-87740-62	92	95
E-SB-1788-00-01	240-87740-64	85	95
E-SB-1789-00-01	240-87740-66	98	103
E-SB-1790-00-01	240-87740-68	77	35 p

	QC LIMITS
TCX = Tetrachloro-m-xylene	14-128
DCBP = DCB Decachlorobiphenyl	10-132

Column to be used to flag recovery values

FORM II 8082A

FORM II
PCBS SURROGATE RECOVERY

Lab Name: TestAmerica Canton Job No.: 240-87740-1

SDG No.:

Matrix: Solid Level: Low

GC Column (2): CLP-1 (0.53 ID: 0.53(mm)

Client Sample ID	Lab Sample ID	TCX2 #	DCBP2 #
H-SB-1791-00-01	240-87740-70	91	127
H-SB-1792-00-01	240-87740-72	113	251 X
H-SB-1793-00-01	240-87740-74	98	108
G-SB-1794-00-01	240-87740-76	94	122
G-SB-1795-00-01	240-87740-78	75	71
G-SB-1796-00-01	240-87740-80	78	88
G-SB-1797-00-01	240-87740-82	76	86
G-SB-1798-00-01	240-87740-84	93	117
G-SB-1799-00-01	240-87740-86	78	78
G-SB-1800-00-01	240-87740-88	86	80
G-SB-1801-00-01	240-87740-90	72	77
G-SB-1802-00-01	240-87740-92	75	74
G-SB-1803-00-01	240-87740-94	85	82
G-SB-1804-00-01	240-87740-96	84	86
G-SB-1805-00-01	240-87740-98	76	66
G-SB-1806-00-01	240-87740-100	80	72 p
G-SB-1807-00-01	240-87740-102	82	95
G-SB-1808-00-01	240-87740-104	76	73 p
G-SB-1809-00-01	240-87740-106	33	34
G-SB-1810-00-01	240-87740-108	61	43 p
G-SB-1811-00-01	240-87740-110	69	46 p
G-SB-1812-00-01	240-87740-112	84	96
G-SB-1813-00-01	240-87740-114	80	87
G-SB-1814-00-01	240-87740-116	56	59 p
G-SB-1815-00-01	240-87740-118	76	73 p
G-SB-1816-00-01	240-87740-120	80	63 p
G-SB-1817-00-01	240-87740-122	73	56 p
	MB 240-302976/23-A	86	96
	MB 240-303188/23-A	83	93
	MB 240-303344/23-A	72	83
	MB 240-303362/23-A	93	93
	MB 240-303380/23-A	85	96

	QC LIMITS
TCX = Tetrachloro-m-xylene	14-128
DCBP = DCB Decachlorobiphenyl	10-132

Column to be used to flag recovery values

FORM II 8082A

FORM II
PCBS SURROGATE RECOVERY

Lab Name: TestAmerica Canton Job No.: 240-87740-1

SDG No.:

Matrix: Solid Level: Low

GC Column (2): CLP-1 (0.53 ID: 0.53(mm)

Client Sample ID	Lab Sample ID	TCX2 #	DCBP2 #
	LCS 240-302976/24-A	82	94
	LCS 240-303188/24-A	87	91
	LCS 240-303344/24-A	79	94
	LCS 240-303362/24-A	80	97
	LCS 240-303380/24-A	76	85
CPP-SB-1777-00-01 MS	240-87740-42 MS	83	96
G-SB-1807-00-01 MS	240-87740-102 MS	94	95
G-SB-1817-00-01 MS	240-87740-122 MS	79	50 p
CPP-SB-1777-00-01 MSD	240-87740-42 MSD	104	119
G-SB-1807-00-01 MSD	240-87740-102 MSD	94	107
G-SB-1817-00-01 MSD	240-87740-122 MSD	92	58 p

	QC LIMITS
TCX = Tetrachloro-m-xylene	14-128
DCBP = DCB Decachlorobiphenyl	10-132

Column to be used to flag recovery values

FORM II 8082A

FORM VIII
PCBS INTERNAL STANDARD AREA AND RETENTION TIME SUMMARY

Lab Name: TestAmerica Canton Job No.: 240-87740-1

SDG No.:

Sample No.: STD05 240-303275/31 Date Analyzed: 11/14/2017 02:09

Instrument ID: A2HP10 GC Column: CLP-1 (0.53mm) ID: 0.53(mm)

Lab File ID (Standard): P10111331.D Heated Purge: (Y/N) N

Calibration ID: 42133

		BNB					
		AREA #	RT #	AREA #	RT #	AREA #	RT #
INITIAL CALIBRATION MID-POINT		92230693	1.80				
UPPER LIMIT		184461386	2.30				
LOWER LIMIT		46115347	1.30				
LAB SAMPLE ID	CLIENT SAMPLE ID						
ICV 240-303275/34		77985411	1.79				
ICV 240-303275/35		95970092	1.80				
ICV 240-303275/36		92716572	1.80				
ICV 240-303275/37		89812433	1.79				
ICV 240-303275/38		94078521	1.80				
ICV 240-303275/39		93513072	1.80				
ICV 240-303275/40		89311706	1.79				
ICV 240-303275/41		90488789	1.80				
CCV 240-304093/3 CCVIS		85491684	1.79				

BNB = 1-Bromo-2-nitrobenzene

Area Limit = 50%-200% of internal standard area
RT Limit = ± 0.5 minutes of internal standard RT

Column used to flag values outside QC limits

FORM VIII 8082A

FORM VIII
PCBS INTERNAL STANDARD AREA AND RETENTION TIME SUMMARY

Lab Name: TestAmerica Canton Job No.: 240-87740-1

SDG No.:

Sample No.: STD05 240-303275/31 Date Analyzed: 11/14/2017 02:09

Instrument ID: A2HP10 GC Column: CLP-2 (0.53mm) ID: 0.53(mm)

Lab File ID (Standard): P10111331.D Heated Purge: (Y/N) N

Calibration ID: 42134

		BNB					
		AREA #	RT #	AREA #	RT #	AREA #	RT #
INITIAL CALIBRATION MID-POINT		62252601	2.32				
UPPER LIMIT		124505202	2.82				
LOWER LIMIT		31126301	1.82				
LAB SAMPLE ID	CLIENT SAMPLE ID						
ICV 240-303275/34		52856164	2.31				
ICV 240-303275/35		64236696	2.32				
ICV 240-303275/36		62679248	2.32				
ICV 240-303275/37		60579165	2.32				
ICV 240-303275/38		63039934	2.32				
ICV 240-303275/39		62593664	2.32				
ICV 240-303275/40		60114391	2.31				
ICV 240-303275/41		60645856	2.32				

BNB = 1-Bromo-2-nitrobenzene

Area Limit = 50%-200% of internal standard area
RT Limit = ± 0.5 minutes of internal standard RT

Column used to flag values outside QC limits

FORM VIII 8082A

FORM VIII
PCBS INTERNAL STANDARD AREA AND RETENTION TIME SUMMARY

Lab Name: TestAmerica Canton Job No.: 240-87740-1

SDG No.:

Sample No.: CCV 240-304093/3 Date Analyzed: 11/17/2017 15:03

Instrument ID: A2HP10 GC Column: CLP-1 (0.53mm) ID: 0.53(mm)

Lab File ID (Standard): P10111703.D Heated Purge: (Y/N) N

Calibration ID: 42133

		BNB					
		AREA #	RT #	AREA #	RT #	AREA #	RT #
12/24 HOUR STD		85491684	1.79				
UPPER LIMIT		170983368	2.29				
LOWER LIMIT		42745842	1.29				
LAB SAMPLE ID	CLIENT SAMPLE ID						
CCV 240-304093/4		90996634	1.80				
CCV 240-304093/5		91799327	1.80				
CCV 240-304093/6		89406300	1.80				
CCV 240-304093/7		85829276	1.80				
240-87740-20	D-SB-1766-00-01	85916068	1.80				

BNB = 1-Bromo-2-nitrobenzene

Area Limit = 50%-200% of internal standard area
RT Limit = ± 0.5 minutes of internal standard RT

Column used to flag values outside QC limits

FORM VIII 8082A

FORM VIII
PCBS INTERNAL STANDARD AREA AND RETENTION TIME SUMMARY

Lab Name: TestAmerica Canton Job No.: 240-87740-1

SDG No.:

Sample No.: STD05 240-297285/31 Date Analyzed: 10/03/2017 22:29

Instrument ID: A2HP12 GC Column: CLP-1 (0.53mm) ID: 0.53(mm)

Lab File ID (Standard): P12100331.D Heated Purge: (Y/N) N

Calibration ID: 41739

		BNB					
		AREA #	RT #	AREA #	RT #	AREA #	RT #
INITIAL CALIBRATION MID-POINT		89331333	3.08				
UPPER LIMIT		178662666	3.58				
LOWER LIMIT		44665667	2.58				
LAB SAMPLE ID	CLIENT SAMPLE ID						
ICV 240-297285/34		80540984	3.08				
ICV 240-297285/35		83427304	3.07				
ICV 240-297285/36		80791677	3.07				
ICV 240-297285/37		79394599	3.08				
ICV 240-297285/38		79182687	3.07				
ICV 240-297285/39		80135371	3.07				
ICV 240-297285/40		73770130	3.07				
ICV 240-297285/41		84667751	3.08				
CCV 240-303214/3 CCVIS		73103511	3.06				
CCV 240-303724/3 CCVIS		79602440	3.06				
CCVIS 240-303724/29		77864019	3.06				

BNB = 1-Bromo-2-nitrobenzene

Area Limit = 50%-200% of internal standard area
RT Limit = ± 0.5 minutes of internal standard RT

Column used to flag values outside QC limits

FORM VIII 8082A

FORM VIII
PCBS INTERNAL STANDARD AREA AND RETENTION TIME SUMMARY

Lab Name: TestAmerica Canton Job No.: 240-87740-1

SDG No.:

Sample No.: STD05 240-297285/31 Date Analyzed: 10/03/2017 22:29

Instrument ID: A2HP12 GC Column: CLP-2 (0.53mm) ID: 0.53(mm)

Lab File ID (Standard): P12100331.D Heated Purge: (Y/N) N

Calibration ID: 41740

		BNB					
		AREA #	RT #	AREA #	RT #	AREA #	RT #
INITIAL CALIBRATION MID-POINT		274925471	3.62				
UPPER LIMIT		549850942	4.12				
LOWER LIMIT		137462736	3.12				
LAB SAMPLE ID	CLIENT SAMPLE ID						
ICV 240-297285/34		251892265	3.62				
ICV 240-297285/35		260594323	3.62				
ICV 240-297285/36		259044692	3.62				
ICV 240-297285/37		253426991	3.62				
ICV 240-297285/38		245245279	3.62				
ICV 240-297285/39		243434235	3.62				
ICV 240-297285/40		235175765	3.61				
ICV 240-297285/41		261533455	3.62				

BNB = 1-Bromo-2-nitrobenzene

Area Limit = 50%-200% of internal standard area
RT Limit = ± 0.5 minutes of internal standard RT

Column used to flag values outside QC limits

FORM VIII 8082A

FORM VIII
PCBS INTERNAL STANDARD AREA AND RETENTION TIME SUMMARY

Lab Name: TestAmerica Canton Job No.: 240-87740-1

SDG No.:

Sample No.: CCV 240-303214/3 Date Analyzed: 11/13/2017 12:00

Instrument ID: A2HP12 GC Column: CLP-1 (0.53mm) ID: 0.53(mm)

Lab File ID (Standard): P12111303.D Heated Purge: (Y/N) N

Calibration ID: 41739

		BNB					
		AREA #	RT #	AREA #	RT #	AREA #	RT #
12/24 HOUR STD		73103511	3.06				
UPPER LIMIT		146207022	3.56				
LOWER LIMIT		36551756	2.56				
LAB SAMPLE ID	CLIENT SAMPLE ID						
CCV 240-303214/4		82497837	3.07				
CCV 240-303214/5		81556498	3.07				
CCV 240-303214/6		72931079	3.06				
CCV 240-303214/7		75098385	3.07				
240-87740-1	G-SB-1756-00-01	77957070	3.06				
MB 240-302976/23-A		80546861	3.07				
LCS 240-302976/24-A		72600082	3.07				

BNB = 1-Bromo-2-nitrobenzene

Area Limit = 50%-200% of internal standard area
RT Limit = ± 0.5 minutes of internal standard RT

Column used to flag values outside QC limits

FORM VIII 8082A

FORM VIII
PCBS INTERNAL STANDARD AREA AND RETENTION TIME SUMMARY

Lab Name: TestAmerica Canton Job No.: 240-87740-1

SDG No.:

Sample No.: CCV 240-303724/3 Date Analyzed: 11/16/2017 09:18

Instrument ID: A2HP12 GC Column: CLP-1 (0.53mm) ID: 0.53(mm)

Lab File ID (Standard): P12111603.D Heated Purge: (Y/N) N

Calibration ID: 41739

		BNB					
		AREA #	RT #	AREA #	RT #	AREA #	RT #
12/24 HOUR STD		79602440	3.06				
UPPER LIMIT		159204880	3.56				
LOWER LIMIT		39801220	2.56				
LAB SAMPLE ID	CLIENT SAMPLE ID						
CCV 240-303724/4		82638525	3.06				
CCV 240-303724/5		88041803	3.07				
CCV 240-303724/6		82618078	3.06				
CCV 240-303724/7		78852317	3.06				
240-87740-44	CPP-SB-1778-00-01	96572935	3.06				
240-87740-46	CPP-SB-1779-00-01	83340561	3.06				
240-87740-84	G-SB-1798-00-01	83878433	3.06				
240-87740-50	I-SB-1781-00-01	95638077	3.07				
240-87740-52	I-SB-1782-00-01	86695453	3.06				
240-87740-54	E-SB-1783-00-01	91803023	3.07				
240-87740-56	E-SB-1784-00-01	86126323	3.06				
240-87740-58	E-SB-1785-00-01	77335935	3.05				
240-87740-60	E-SB-1786-00-01	96151909	3.07				
240-87740-62	E-SB-1787-00-01	87862173	3.06				
240-87740-64	E-SB-1788-00-01	92996032	3.07				
240-87740-66	E-SB-1789-00-01	91994923	3.07				
240-87740-68	E-SB-1790-00-01	99117992	3.07				
240-87740-70	H-SB-1791-00-01	90040005	3.06				
240-87740-72	H-SB-1792-00-01	91018071	3.06				
240-87740-74	H-SB-1793-00-01	92320609	3.06				
240-87740-76	G-SB-1794-00-01	82617182	3.06				
MB 240-303362/23-A		93716323	3.07				
LCS 240-303362/24-A		88024040	3.06				

BNB = 1-Bromo-2-nitrobenzene

Area Limit = 50%-200% of internal standard area
RT Limit = ± 0.5 minutes of internal standard RT

Column used to flag values outside QC limits

FORM VIII 8082A

FORM VIII
PCBS INTERNAL STANDARD AREA AND RETENTION TIME SUMMARY

Lab Name: TestAmerica Canton Job No.: 240-87740-1

SDG No.:

Sample No.: CCVIS 240-303724/29 Date Analyzed: 11/16/2017 16:58

Instrument ID: A2HP12 GC Column: CLP-1 (0.53mm) ID: 0.53(mm)

Lab File ID (Standard): P12111629.D Heated Purge: (Y/N) N

Calibration ID: 41739

		BNB					
		AREA #	RT #	AREA #	RT #	AREA #	RT #
12/24 HOUR STD		77864019	3.06				
UPPER LIMIT		155728038	3.56				
LOWER LIMIT		38932010	2.56				
LAB SAMPLE ID	CLIENT SAMPLE ID						
240-87740-80	G-SB-1796-00-01	88174718	3.06				
240-87740-82	G-SB-1797-00-01	101033242	3.07				
240-87740-102	G-SB-1807-00-01	93993504	3.06				
240-87740-102 MS	G-SB-1807-00-01 MS	99674872	3.06				
240-87740-102 MSD	G-SB-1807-00-01 MSD	84234372	3.05				

BNB = 1-Bromo-2-nitrobenzene

Area Limit = 50%-200% of internal standard area
RT Limit = ± 0.5 minutes of internal standard RT

Column used to flag values outside QC limits

FORM VIII 8082A

FORM VIII
PCBS INTERNAL STANDARD AREA AND RETENTION TIME SUMMARY

Lab Name: TestAmerica Canton Job No.: 240-87740-1

SDG No.:

Sample No.: CCVIS 240-303927/28 Date Analyzed: 11/17/2017 03:17

Instrument ID: A2HP12 GC Column: CLP-1 (0.53mm) ID: 0.53(mm)

Lab File ID (Standard): P12111664.D Heated Purge: (Y/N) N

Calibration ID: 41739

		BNB					
		AREA #	RT #	AREA #	RT #	AREA #	RT #
12/24 HOUR STD		89034666	3.07				
UPPER LIMIT		178069332	3.57				
LOWER LIMIT		44517333	2.57				
LAB SAMPLE ID	CLIENT SAMPLE ID						
240-87740-15	G-SB-1763-00-01	95352598	3.07				

BNB = 1-Bromo-2-nitrobenzene

Area Limit = 50%-200% of internal standard area
RT Limit = ± 0.5 minutes of internal standard RT

Column used to flag values outside QC limits

FORM VIII 8082A

FORM VIII
PCBS INTERNAL STANDARD AREA AND RETENTION TIME SUMMARY

Lab Name: TestAmerica Canton Job No.: 240-87740-1

SDG No.:

Sample No.: STD05 240-299397/31 Date Analyzed: 10/18/2017 02:33

Instrument ID: A2HP13 GC Column: CLP-1 (0.53mm) ID: 0.53(mm)

Lab File ID (Standard): SIG1101731.D Heated Purge: (Y/N) N

Calibration ID: 41887

		BNB					
		AREA #	RT #	AREA #	RT #	AREA #	RT #
INITIAL CALIBRATION MID-POINT		50317517	1.94				
UPPER LIMIT		100635034	2.44				
LOWER LIMIT		25158759	1.44				
LAB SAMPLE ID	CLIENT SAMPLE ID						
ICV 240-299397/35		47975365	1.94				
ICV 240-299397/36		56223582	1.94				
ICV 240-299397/37		49899985	1.94				
ICV 240-299397/38		51649174	1.94				
ICV 240-299397/39		52230225	1.94				
ICV 240-299397/41		43167091	1.94				
ICV 240-299397/42		40272361	1.95				
ICV 240-299397/43		42327927	1.94				
CCV 240-303482/3 CCVIS		42380828	1.93				
CCVIS 240-303482/28		49824363	1.93				
CCV 240-303687/3 CCVIS		43430234	1.93				
CCVIS 240-303687/28		51552319	1.93				
CCV 240-303726/3 CCVIS		45717814	1.93				

BNB = 1-Bromo-2-nitrobenzene

Area Limit = 50%-200% of internal standard area
RT Limit = ± 0.5 minutes of internal standard RT

Column used to flag values outside QC limits

FORM VIII 8082A

FORM VIII
PCBS INTERNAL STANDARD AREA AND RETENTION TIME SUMMARY

Lab Name: TestAmerica Canton Job No.: 240-87740-1

SDG No.:

Sample No.: STD05 240-299397/31 Date Analyzed: 10/18/2017 02:33

Instrument ID: A2HP13 GC Column: CLP-2 (0.53mm) ID: 0.53(mm)

Lab File ID (Standard): SIG1101731.D Heated Purge: (Y/N) N

Calibration ID: 41888

		BNB					
		AREA #	RT #	AREA #	RT #	AREA #	RT #
INITIAL CALIBRATION MID-POINT		43052259	2.38				
UPPER LIMIT		86104518	2.88				
LOWER LIMIT		21526130	1.88				
LAB SAMPLE ID	CLIENT SAMPLE ID						
ICV 240-299397/35		41012041	2.38				
ICV 240-299397/36		48483154	2.38				
ICV 240-299397/37		42599315	2.38				
ICV 240-299397/38		44087375	2.38				
ICV 240-299397/39		44847702	2.38				
ICV 240-299397/41		36873558	2.38				
ICV 240-299397/42		34212429	2.38				
ICV 240-299397/43		36167971	2.38				

BNB = 1-Bromo-2-nitrobenzene

Area Limit = 50%-200% of internal standard area
RT Limit = ± 0.5 minutes of internal standard RT

Column used to flag values outside QC limits

FORM VIII 8082A

FORM VIII
PCBS INTERNAL STANDARD AREA AND RETENTION TIME SUMMARY

Lab Name: TestAmerica Canton Job No.: 240-87740-1

SDG No.:

Sample No.: CCV 240-303482/3 Date Analyzed: 11/14/2017 20:29

Instrument ID: A2HP13 GC Column: CLP-1 (0.53mm) ID: 0.53(mm)

Lab File ID (Standard): SIG1111438.D Heated Purge: (Y/N) N

Calibration ID: 41887

		BNB					
		AREA #	RT #	AREA #	RT #	AREA #	RT #
12/24 HOUR STD		42380828	1.93				
UPPER LIMIT		84761656	2.43				
LOWER LIMIT		21190414	1.43				
LAB SAMPLE ID	CLIENT SAMPLE ID						
CCV 240-303482/4		42450303	1.93				
CCV 240-303482/5		42589657	1.93				
CCV 240-303482/6		42154456	1.93				
CCV 240-303482/7		40595372	1.93				
240-87740-3	G-SB-1757-00-01	63015329	1.93				
240-87740-5	G-SB-1758-00-01	47470922	1.93				
MB 240-303188/23-A		48715615	1.93				
LCS 240-303188/24-A		48243871	1.93				

BNB = 1-Bromo-2-nitrobenzene

Area Limit = 50%-200% of internal standard area
RT Limit = ± 0.5 minutes of internal standard RT

Column used to flag values outside QC limits

FORM VIII 8082A

FORM VIII
PCBS INTERNAL STANDARD AREA AND RETENTION TIME SUMMARY

Lab Name: TestAmerica Canton Job No.: 240-87740-1

SDG No.:

Sample No.: CCV 240-303687/3 Date Analyzed: 11/15/2017 18:16

Instrument ID: A2HP13 GC Column: CLP-1 (0.53mm) ID: 0.53(mm)

Lab File ID (Standard): SIG1111503.D Heated Purge: (Y/N) N

Calibration ID: 41887

		BNB					
		AREA #	RT #	AREA #	RT #	AREA #	RT #
12/24 HOUR STD		43430234	1.93				
UPPER LIMIT		86860468	2.43				
LOWER LIMIT		21715117	1.43				
LAB SAMPLE ID	CLIENT SAMPLE ID						
CCV 240-303687/4		43397767	1.93				
CCV 240-303687/5		46250261	1.93				
CCV 240-303687/6		43554530	1.93				
CCV 240-303687/7		43051125	1.93				
240-87740-48	I-SB-1780-00-01	52739772	1.93				
240-87740-78	G-SB-1795-00-01	52183541	1.93				
240-87740-86	G-SB-1799-00-01	49924556	1.93				
240-87740-88	G-SB-1800-00-01	43350980	1.93				
240-87740-90	G-SB-1801-00-01	53089948	1.93				
240-87740-92	G-SB-1802-00-01	52564058	1.93				
240-87740-94	G-SB-1803-00-01	52799648	1.93				
240-87740-96	G-SB-1804-00-01	52961783	1.93				
240-87740-98	G-SB-1805-00-01	53905186	1.93				
240-87740-100	G-SB-1806-00-01	52076280	1.93				
240-87740-104	G-SB-1808-00-01	52703783	1.93				
240-87740-106	G-SB-1809-00-01	51281616	1.93				
240-87740-108	G-SB-1810-00-01	56816329	1.93				
240-87740-110	G-SB-1811-00-01	55209957	1.93				
240-87740-116	G-SB-1814-00-01	54925953	1.93				
LCS 240-303380/24-A		53463607	1.93				

BNB = 1-Bromo-2-nitrobenzene

Area Limit = 50%-200% of internal standard area
RT Limit = ± 0.5 minutes of internal standard RT

Column used to flag values outside QC limits

FORM VIII 8082A

FORM VIII
PCBS INTERNAL STANDARD AREA AND RETENTION TIME SUMMARY

Lab Name: TestAmerica Canton Job No.: 240-87740-1

SDG No.:

Sample No.: CCVIS 240-303687/28 Date Analyzed: 11/16/2017 01:55

Instrument ID: A2HP13 GC Column: CLP-1 (0.53mm) ID: 0.53(mm)

Lab File ID (Standard): SIG1111528.D Heated Purge: (Y/N) N

Calibration ID: 41887

		BNB					
		AREA #	RT #	AREA #	RT #	AREA #	RT #
12/24 HOUR STD		51552319	1.93				
UPPER LIMIT		103104638	2.43				
LOWER LIMIT		25776160	1.43				
LAB SAMPLE ID	CLIENT SAMPLE ID						
240-87740-118	G-SB-1815-00-01	52968515	1.93				
240-87740-120	G-SB-1816-00-01	53823974	1.93				
240-87740-122	G-SB-1817-00-01	52068551	1.93				
240-87740-122 MS	G-SB-1817-00-01 MS	47470350	1.93				
240-87740-122 MSD	G-SB-1817-00-01 MSD	47892961	1.93				

BNB = 1-Bromo-2-nitrobenzene

Area Limit = 50%-200% of internal standard area
RT Limit = ± 0.5 minutes of internal standard RT

Column used to flag values outside QC limits

FORM VIII 8082A

FORM VIII
PCBS INTERNAL STANDARD AREA AND RETENTION TIME SUMMARY

Lab Name: TestAmerica Canton Job No.: 240-87740-1

SDG No.:

Sample No.: CCV 240-303726/3 Date Analyzed: 11/16/2017 06:59

Instrument ID: A2HP13 GC Column: CLP-1 (0.53mm) ID: 0.53(mm)

Lab File ID (Standard): SIG1111603.D Heated Purge: (Y/N) N

Calibration ID: 41887

		BNB					
		AREA #	RT #	AREA #	RT #	AREA #	RT #
12/24 HOUR STD		45717814	1.93				
UPPER LIMIT		91435628	2.43				
LOWER LIMIT		22858907	1.43				
LAB SAMPLE ID	CLIENT SAMPLE ID						
CCV 240-303726/4		46954443	1.93				
CCV 240-303726/5		46423541	1.93				
CCV 240-303726/6		43695464	1.93				
CCV 240-303726/7		46871467	1.93				
MB 240-303380/23-A		48300425	1.93				
240-87740-114	G-SB-1813-00-01	45387754	1.93				
240-87740-112	G-SB-1812-00-01	45665403	1.93				

BNB = 1-Bromo-2-nitrobenzene

Area Limit = 50%-200% of internal standard area
RT Limit = ± 0.5 minutes of internal standard RT

Column used to flag values outside QC limits

FORM VIII 8082A

FORM X
IDENTIFICATION SUMMARY

Lab Name: TestAmerica Canton Job No.: 240-87740-1

SDG No.:

Client Sample ID: CPP-SB-1771-00-01 Lab Sample ID: 240-87740-30

Instrument ID (1): A2HP12 Instrument ID (2): A2HP12

Date Analyzed (1): 11/16/2017 01:32 Date Analyzed (2): 11/16/2017 01:32

GC Column (1): CLP-2 (0.53mm ID: 0.53(mm) GC Column (2): CLP-1 (0.53mm ID: 0.53(mm)

ANALYTE	COL	PEAK	RT	RT WINDOW		CONCENTRATION		RPD
				FROM	TO	PEAK	MEAN	
Aroclor-1260	1	1	9.32	9.30	9.34	170	270	8.6
		2	9.99	9.97	10.01	392		
		3	10.43	10.42	10.45	181		
		4	10.70	10.69	10.73	305		
		5	11.07	11.06	11.10	304		
	2	1	8.24	8.22	8.26	218	290	
		2	8.57	8.56	8.59	242		
		3	8.89	8.88	8.92	339		
		4	9.68	9.66	9.70	320		
		5	10.00	9.99	10.03	356		

TestAmerica Canton
Target Compound Quantitation Report

Data File: \\ChromNA\Canton\ChromData\A2HP12\20171115-70726.b\P12111558.D
Lims ID: 240-87740-B-32-A
Client ID: CPP-SB-1772-00-01
Sample Type: Client
Inject. Date: 16-Nov-2017 01:49:39 ALS Bottle#: 58 Worklist Smp#: 24
Injection Vol: 1.0 uL Dil. Factor: 1.0000
Sample Info: 240-0070726-024
Operator ID: Instrument ID: A2HP12

Method: \\ChromNA\Canton\ChromData\A2HP12\20171115-70726.b\PCB12IS.m
Limit Group: GC 8082A IS
Last Update: 16-Nov-2017 07:00:52 Calib Date: 03-Oct-2017 23:04:47
Integrator: Falcon
Quant Method: Internal Standard Quant By: Initial Calibration
Last ICal File: \\ChromNA\Canton\ChromData\A2HP12\20171003-69267.b\P12100333.D

Column 1 : Det: GC ECD1A
Column 2 : Det: GC ecd2b
Process Host: XAWRK017

First Level Reviewer: hassl Date: 16-Nov-2017 06:35:13

Col	RT (min.)	Exp RT (min.)	Dlt RT (min.)	Response	OnCol Amt ng/ul	Flags
S 1 Polychlorinated biphenyls, Total						
1		1.000			ND	
* 14 1-Bromo-2-nitrobenzene						
1	3.065	3.073	-0.008	95387917	0.0500	
2	3.613	3.616	-0.003	573581618	0.0500	
$ 2 Tetrachloro-m-xylene						
1	4.314	4.316	-0.002	28741525	0.0154	
2	5.022	5.022	0.000	168179233	0.0152	
					RPD = 1.17	
3 PCB-1221						
1		4.620			ND	
1		4.834				
1		4.890				
2		5.512				
2		5.721				
2		5.807				

Col	RT (min.)	Exp RT (min.)	Dlt RT (min.)	Response	OnCol Amt ng/ul	Flags
4 PCB-1232						
1		4.887			ND	
1		5.397				
1		6.029				
1		6.204				
1		6.739				
2		5.805				
2		6.386				
2		7.000				
2		7.177				
2		7.542				
6 PCB-1016						
1		4.891			ND	
1		5.399				
1		6.030				
1		6.204				
1		6.738				
2		5.806				
2		6.388				
2		7.000				
2		7.177				
2		7.544				
5 PCB-1242						
1		4.891			ND	
1		5.399				
1		6.029				
1		6.204				
1		6.738				
2		5.805				
2		6.387				
2		6.999				
2		7.176				
2		7.542				
7 PCB-1248						
1		5.397			ND	
1		6.739				
1		7.273				
1		7.542				
1		8.020				
2		6.387				
2		6.995				
2		7.780				
2		8.307				
2		9.088				

Col	RT (min.)	Exp RT (min.)	Dlt RT (min.)	Response	OnCol Amt ng/ul	Flags
8 PCB-1254						
1		7.545			ND	
1		8.019				
1		8.351				
1		8.574				
1		8.899				
2		8.302				
2		8.541				
2		9.088				
2		9.360				
2		9.995				
10 PCB-1260						
1	8.238	8.241	-0.003	1390906	0.0128	
1	8.572	8.574	-0.002	3123001	0.0178	
1	8.892	8.897	-0.005	6291623	0.0322	
1	9.678	9.683	-0.005	8520205	0.0338	
1	10.005	10.008	-0.003	2332314	0.0179	
		Average of Peak Amounts =			0.0229	
2	9.319	9.321	-0.002	4579036	0.007571	
2	9.992	9.993	-0.001	7888612	0.008146	
2	10.434	10.434	0.000	3853548	0.006827	
2	10.704	10.706	-0.002	8243392	0.007147	
2	11.072	11.076	-0.004	14135142	0.0173	
		Average of Peak Amounts =			0.009398	
					RPD = 83.58	
9 PCB-1262						
1		8.574			ND	
1		9.037				
1		9.319				
1		9.683				
1		10.055				
2		9.574				
2		10.103				
2		10.434				
2		10.705				
2		11.073				
11 PCB-1268						
1		10.054			ND	
1		10.098				
1		10.311				
1		10.693				
1		10.980				
2		11.069				
2		11.115				
2		11.359				
2		11.627				
2		11.924				
$ 12 DCB Decachlorobiphenyl						
1	11.161	11.164	-0.003	39723352	0.0198	
2	12.151	12.151	0.000	117679244	0.0151	
					RPD = 26.84	

FORM X
IDENTIFICATION SUMMARY

Lab Name: TestAmerica Canton Job No.: 240-87740-1

SDG No.:

Client Sample ID: CPP-SB-1773-00-01 Lab Sample ID: 240-87740-34

Instrument ID (1): A2HP12 Instrument ID (2): A2HP12

Date Analyzed (1): 11/16/2017 02:07 Date Analyzed (2): 11/16/2017 02:07

GC Column (1): CLP-2 (0.53mm ID: 0.53(mm) GC Column (2): CLP-1 (0.53mm ID: 0.53(mm)

ANALYTE	COL	PEAK	RT	RT WINDOW		CONCENTRATION		RPD
				FROM	TO	PEAK	MEAN	
Aroclor-1260	1	1	9.32	9.30	9.34	718	1100	22.3
		2	9.99	9.97	10.01	1300		
		3	10.43	10.42	10.45	793		
		4	10.70	10.69	10.73	1240		
		5	11.07	11.06	11.10	1230		
	2	1	8.24	8.22	8.26	848	1300	
		2	8.57	8.56	8.59	1210		
		3	8.89	8.88	8.92	1550		
		4	9.68	9.66	9.70	1360		
		5	10.00	9.99	10.03	1640		

FORM X
IDENTIFICATION SUMMARY

Lab Name: TestAmerica Canton Job No.: 240-87740-1

SDG No.:

Client Sample ID: CPP-SB-1774-00-01 Lab Sample ID: 240-87740-36

Instrument ID (1): A2HP12 Instrument ID (2): A2HP12

Date Analyzed (1): 11/16/2017 03:18 Date Analyzed (2): 11/16/2017 03:18

GC Column (1): CLP-2 (0.53mm ID: 0.53(mm) GC Column (2): CLP-1 (0.53mm ID: 0.53(mm)

ANALYTE	COL	PEAK	RT	RT WINDOW		CONCENTRATION		RPD
				FROM	TO	PEAK	MEAN	
Aroclor-1260	1	1	9.32	9.30	9.34	495	740	20.8
		2	9.99	9.97	10.01	885		
		3	10.43	10.41	10.45	575		
		4	10.71	10.69	10.72	869		
		5	11.08	11.06	11.10	863		
	2	1	8.24	8.22	8.26	604	910	
		2	8.57	8.55	8.59	838		
		3	8.90	8.88	8.92	1030		
		4	9.68	9.66	9.70	945		
		5	10.00	9.99	10.03	1130		

FORM X
IDENTIFICATION SUMMARY

Lab Name: TestAmerica Canton Job No.: 240-87740-1

SDG No.:

Client Sample ID: CPP-SB-1775-00-01 Lab Sample ID: 240-87740-38

Instrument ID (1): A2HP12 Instrument ID (2): A2HP12

Date Analyzed (1): 11/16/2017 03:35 Date Analyzed (2): 11/16/2017 03:35

GC Column (1): CLP-2 (0.53mm ID: 0.53(mm) GC Column (2): CLP-1 (0.53mm ID: 0.53(mm)

ANALYTE	COL	PEAK	RT	RT WINDOW		CONCENTRATION		RPD
				FROM	TO	PEAK	MEAN	
Aroclor-1260	1	1	9.32	9.30	9.34	4750	6900	19.1
		2	9.99	9.97	10.01	7270		
		3	10.43	10.41	10.45	6590		
		4	10.70	10.69	10.72	7920		
		5	11.07	11.06	11.10	7950		
	2	1	8.24	8.22	8.26	5780	8300	
		2	8.57	8.55	8.59	7470		
		3	8.90	8.88	8.92	8830		
		4	9.68	9.66	9.70	9260		
		5	10.00	9.99	10.03	10400		

FORM X
IDENTIFICATION SUMMARY

Lab Name: TestAmerica Canton Job No.: 240-87740-1

SDG No.:

Client Sample ID: CPP-SB-1777-00-01 Lab Sample ID: 240-87740-42

Instrument ID (1): A2HP12 Instrument ID (2): A2HP12

Date Analyzed (1): 11/16/2017 04:11 Date Analyzed (2): 11/16/2017 04:11

GC Column (1): CLP-2 (0.53mm ID: 0.53(mm) GC Column (2): CLP-1 (0.53mm ID: 0.53(mm)

ANALYTE	COL	PEAK	RT	RT WINDOW		CONCENTRATION		RPD
				FROM	TO	PEAK	MEAN	
Aroclor-1260	1	1	9.32	9.30	9.34	321	470	2.4
		2	10.00	9.97	10.01	786		
		3	10.43	10.41	10.45	326		
		4	10.70	10.69	10.72	466		
		5	11.07	11.06	11.10	466		
	2	1	8.24	8.22	8.26	395	480	
		2	8.57	8.55	8.59	390		
		3	8.89	8.88	8.92	508		
		4	9.68	9.66	9.70	517		
		5	10.00	9.99	10.03	611		

FORM X
IDENTIFICATION SUMMARY

Lab Name: TestAmerica Canton Job No.: 240-87740-1

SDG No.:

Client Sample ID: CPP-SB-1778-00-01 Lab Sample ID: 240-87740-44

Instrument ID (1): A2HP12 Instrument ID (2): A2HP12

Date Analyzed (1): 11/16/2017 11:22 Date Analyzed (2): 11/16/2017 11:22

GC Column (1): CLP-2 (0.53mm ID: 0.53(mm) GC Column (2): CLP-1 (0.53mm ID: 0.53(mm)

ANALYTE	COL	PEAK	RT	RT WINDOW		CONCENTRATION		RPD
				FROM	TO	PEAK	MEAN	
Aroclor-1260	1	2	10.00	9.97	10.01	69.4	50	11.6
		3	10.43	10.41	10.45	28.7		
		4	10.70	10.69	10.72	41.9		
		5	11.08	11.06	11.10	59.8		
	2	1	8.24	8.22	8.26	33.4	44	
		2	8.57	8.55	8.59	39.9		
		3	8.90	8.88	8.92	43.5		
		4	9.68	9.66	9.70	52.4		
		5	10.01	9.99	10.03	53.1		

FORM X
IDENTIFICATION SUMMARY

Lab Name: TestAmerica Canton Job No.: 240-87740-1

SDG No.:

Client Sample ID: CPP-SB-1779-00-01 Lab Sample ID: 240-87740-46

Instrument ID (1): A2HP12 Instrument ID (2): A2HP12

Date Analyzed (1): 11/16/2017 11:40 Date Analyzed (2): 11/16/2017 11:40

GC Column (1): CLP-2 (0.53mm ID: 0.53(mm) GC Column (2): CLP-1 (0.53mm ID: 0.53(mm)

ANALYTE	COL	PEAK	RT	RT WINDOW		CONCENTRATION		RPD
				FROM	TO	PEAK	MEAN	
Aroclor-1260	1	1	9.32	9.30	9.34	60.4	64	17.8
		3	10.43	10.41	10.45	45.6		
		4	10.70	10.69	10.72	73.0		
		5	11.08	11.06	11.10	78.8		
	2	1	8.24	8.22	8.26	74.7	77	
		2	8.57	8.55	8.59	70.2		
		3	8.89	8.88	8.92	83.4		
		4	9.68	9.66	9.70	73.7		
		5	10.00	9.99	10.03	83.1		

FORM X
IDENTIFICATION SUMMARY

Lab Name: TestAmerica Canton Job No.: 240-87740-1

SDG No.:

Client Sample ID: D-SB-1764-00-01 Lab Sample ID: 240-87740-16

Instrument ID (1): A2HP12 Instrument ID (2): A2HP12

Date Analyzed (1): 11/15/2017 23:28 Date Analyzed (2): 11/15/2017 23:28

GC Column (1): CLP-2 (0.53mm ID: 0.53(mm) GC Column (2): CLP-1 (0.53mm ID: 0.53(mm)

ANALYTE	COL	PEAK	RT	RT WINDOW		CONCENTRATION		RPD
				FROM	TO	PEAK	MEAN	
Aroclor-1260	1	2	10.00	9.97	10.01	27.3	34	7.4
		4	10.71	10.69	10.73	25.4		
		5	11.08	11.06	11.10	103		
	2	1	8.24	8.22	8.26	21.3	31	
		2	8.57	8.56	8.59	23.8		
		3	8.89	8.88	8.92	33.6		
		4	9.68	9.66	9.70	48.4		
		5	10.00	9.99	10.03	30.1		

FORM X
IDENTIFICATION SUMMARY

Lab Name: TestAmerica Canton Job No.: 240-87740-1

SDG No.:

Client Sample ID: D-SB-1765-00-01 Lab Sample ID: 240-87740-18

Instrument ID (1): A2HP12 Instrument ID (2): A2HP12

Date Analyzed (1): 11/15/2017 23:45 Date Analyzed (2): 11/15/2017 23:45

GC Column (1): CLP-2 (0.53mm ID: 0.53(mm) GC Column (2): CLP-1 (0.53mm ID: 0.53(mm)

ANALYTE	COL	PEAK	RT	RT WINDOW		CONCENTRATION		RPD
				FROM	TO	PEAK	MEAN	
Aroclor-1260	1	1	9.32	9.30	9.34	83.8	190	27.1
		2	9.99	9.97	10.01	247		
		3	10.43	10.42	10.45	136		
		4	10.70	10.69	10.73	238		
		5	11.07	11.06	11.10	268		
	2	1	8.24	8.22	8.26	144	260	
		2	8.57	8.56	8.59	199		
		3	8.89	8.88	8.92	262		
		4	9.68	9.66	9.70	370		
		5	10.00	9.99	10.03	302		

FORM X
IDENTIFICATION SUMMARY

Lab Name: TestAmerica Canton Job No.: 240-87740-1

SDG No.:

Client Sample ID: D-SB-1768-00-01 Lab Sample ID: 240-87740-24

Instrument ID (1): A2HP12 Instrument ID (2): A2HP12

Date Analyzed (1): 11/16/2017 00:38 Date Analyzed (2): 11/16/2017 00:38

GC Column (1): CLP-2 (0.53mm ID: 0.53(mm) GC Column (2): CLP-1 (0.53mm ID: 0.53(mm)

ANALYTE	COL	PEAK	RT	RT WINDOW		CONCENTRATION		RPD
				FROM	TO	PEAK	MEAN	
Aroclor-1260	1	1	9.32	9.30	9.34	62.2	50	16.0
		2	10.00	9.97	10.01	67.9		
		3	10.43	10.42	10.45	23.4		
		4	10.70	10.69	10.73	38.6		
		5	11.07	11.06	11.10	58.2		
	2	1	8.24	8.22	8.26	31.9	43	
		2	8.57	8.56	8.59	32.7		
		3	8.89	8.88	8.92	48.4		
		4	9.68	9.66	9.70	53.4		
		5	10.00	9.99	10.03	46.7		

FORM X
IDENTIFICATION SUMMARY

Lab Name: TestAmerica Canton Job No.: 240-87740-1

SDG No.:

Client Sample ID: E-SB-1783-00-01 Lab Sample ID: 240-87740-54

Instrument ID (1): A2HP12 Instrument ID (2): A2HP12

Date Analyzed (1): 11/16/2017 12:51 Date Analyzed (2): 11/16/2017 12:51

GC Column (1): CLP-2 (0.53mm ID: 0.53(mm) GC Column (2): CLP-1 (0.53mm ID: 0.53(mm)

ANALYTE	COL	PEAK	RT	RT WINDOW		CONCENTRATION		RPD
				FROM	TO	PEAK	MEAN	
Aroclor-1260	1	2	9.99	9.97	10.01	37.7	22	4.6
		5	11.08	11.06	11.10	33.8		
	2	2	8.57	8.55	8.59	23.9	23	
		3	8.89	8.88	8.92	28.0		
		4	9.68	9.66	9.70	27.8		
		5	10.00	9.99	10.03	23.5		

FORM X
IDENTIFICATION SUMMARY

Lab Name: TestAmerica Canton Job No.: 240-87740-1

SDG No.:

Client Sample ID: E-SB-1784-00-01 Lab Sample ID: 240-87740-56

Instrument ID (1): A2HP12 Instrument ID (2): A2HP12

Date Analyzed (1): 11/16/2017 13:08 Date Analyzed (2): 11/16/2017 13:08

GC Column (1): CLP-2 (0.53mm ID: 0.53(mm) GC Column (2): CLP-1 (0.53mm ID: 0.53(mm)

ANALYTE	COL	PEAK	RT	RT WINDOW		CONCENTRATION		RPD
				FROM	TO	PEAK	MEAN	
Aroclor-1260	1	2	9.99	9.97	10.01	590	410	15.5
		3	10.43	10.41	10.45	227		
		4	10.70	10.69	10.72	383		
		5	11.07	11.06	11.10	430		
	2	2	8.57	8.55	8.59	448	480	
		3	8.90	8.88	8.92	511		
		4	9.68	9.66	9.70	396		
		5	10.00	9.99	10.03	548		

FORM X
IDENTIFICATION SUMMARY

Lab Name: TestAmerica Canton Job No.: 240-87740-1

SDG No.:

Client Sample ID: E-SB-1785-00-01 Lab Sample ID: 240-87740-58

Instrument ID (1): A2HP12 Instrument ID (2): A2HP12

Date Analyzed (1): 11/16/2017 13:26 Date Analyzed (2): 11/16/2017 13:26

GC Column (1): CLP-2 (0.53mm ID: 0.53(mm) GC Column (2): CLP-1 (0.53mm ID: 0.53(mm)

ANALYTE	COL	PEAK	RT	RT WINDOW		CONCENTRATION		RPD
				FROM	TO	PEAK	MEAN	
Aroclor-1254	1	1	8.30	8.28	8.32	23.8	180	2.3
		2	8.54	8.52	8.56	63.9		
		3	9.09	9.07	9.11	94.7		
		4	9.36	9.34	9.38	185		
		5	10.00	9.98	10.01	549		
	2	1	7.54	7.53	7.56	46.3	190	
		2	8.02	8.00	8.04	89.3		
		3	8.35	8.33	8.37	206		
		4	8.57	8.56	8.59	289		
		5	8.90	8.88	8.92	309		

FORM X
IDENTIFICATION SUMMARY

Lab Name: TestAmerica Canton Job No.: 240-87740-1

SDG No.:

Client Sample ID: E-SB-1786-00-01 Lab Sample ID: 240-87740-60

Instrument ID (1): A2HP12 Instrument ID (2): A2HP12

Date Analyzed (1): 11/16/2017 13:44 Date Analyzed (2): 11/16/2017 13:44

GC Column (1): CLP-2 (0.53mm ID: 0.53(mm) GC Column (2): CLP-1 (0.53mm ID: 0.53(mm)

ANALYTE	COL	PEAK	RT	RT WINDOW		CONCENTRATION		RPD
				FROM	TO	PEAK	MEAN	
Aroclor-1260	1	2	9.99	9.97	10.01	60.1	43	12.9
		4	10.70	10.69	10.72	33.6		
		5	11.08	11.06	11.10	58.8		
	2	2	8.57	8.55	8.59	44.9	48	
		3	8.89	8.88	8.92	65.8		
		4	9.68	9.66	9.70	41.8		
		5	10.00	9.99	10.03	41.3		

FORM X
IDENTIFICATION SUMMARY

Lab Name: TestAmerica Canton Job No.: 240-87740-1

SDG No.:

Client Sample ID: E-SB-1787-00-01 Lab Sample ID: 240-87740-62

Instrument ID (1): A2HP12 Instrument ID (2): A2HP12

Date Analyzed (1): 11/16/2017 14:01 Date Analyzed (2): 11/16/2017 14:01

GC Column (1): CLP-2 (0.53mm ID: 0.53(mm) GC Column (2): CLP-1 (0.53mm ID: 0.53(mm)

ANALYTE	COL	PEAK	RT	RT WINDOW		CONCENTRATION		RPD
				FROM	TO	PEAK	MEAN	
Aroclor-1260	1	1	9.32	9.30	9.34	298	470	6.7
		2	10.00	9.97	10.01	909		
		3	10.43	10.41	10.45	294		
		4	10.70	10.69	10.72	408		
		5	11.08	11.06	11.10	449		
	2	1	8.24	8.22	8.26	323	440	
		2	8.57	8.55	8.59	431		
		3	8.89	8.88	8.92	465		
		4	9.68	9.66	9.70	441		
		5	10.00	9.99	10.03	544		

FORM X
IDENTIFICATION SUMMARY

Lab Name: TestAmerica Canton Job No.: 240-87740-1

SDG No.:

Client Sample ID: E-SB-1789-00-01 Lab Sample ID: 240-87740-66

Instrument ID (1): A2HP12 Instrument ID (2): A2HP12

Date Analyzed (1): 11/16/2017 14:37 Date Analyzed (2): 11/16/2017 14:37

GC Column (1): CLP-2 (0.53mm ID: 0.53(mm) GC Column (2): CLP-1 (0.53mm ID: 0.53(mm)

ANALYTE	COL	PEAK	RT	RT WINDOW		CONCENTRATION		RPD
				FROM	TO	PEAK	MEAN	
Aroclor-1260	1	1	9.32	9.30	9.34	56.6	76	11.7
		3	10.43	10.41	10.45	59.5		
		4	10.70	10.69	10.72	78.9		
		5	11.08	11.06	11.10	107		
	2	1	8.24	8.22	8.26	75.5	85	
		2	8.57	8.55	8.59	74.8		
		3	8.89	8.88	8.92	74.6		
		4	9.68	9.66	9.70	92.2		
		5	10.00	9.99	10.03	107		

FORM X
IDENTIFICATION SUMMARY

Lab Name: TestAmerica Canton Job No.: 240-87740-1

SDG No.:

Client Sample ID: G-SB-1756-00-01 Lab Sample ID: 240-87740-1

Instrument ID (1): A2HP12 Instrument ID (2): A2HP12

Date Analyzed (1): 11/13/2017 17:54 Date Analyzed (2): 11/13/2017 17:54

GC Column (1): CLP-2 (0.53mm ID: 0.53(mm) GC Column (2): CLP-1 (0.53mm ID: 0.53(mm)

ANALYTE	COL	PEAK	RT	RT WINDOW		CONCENTRATION		RPD
				FROM	TO	PEAK	MEAN	
Aroclor-1254	1	1	8.30	8.28	8.32	814	1200	19.4
		2	8.54	8.52	8.56	1110		
		3	9.09	9.07	9.11	1340		
		4	9.36	9.34	9.38	1250		
		5	9.99	9.97	10.01	1580		
	2	1	7.55	7.53	7.57	1120	1500	
		2	8.02	8.00	8.04	1410		
		3	8.35	8.34	8.37	1410		
		4	8.57	8.56	8.60	1700		
		5	8.90	8.88	8.92	1770		

FORM X
IDENTIFICATION SUMMARY

Lab Name: TestAmerica Canton Job No.: 240-87740-1

SDG No.:

Client Sample ID: G-SB-1762-00-01 Lab Sample ID: 240-87740-13

Instrument ID (1): A2HP12 Instrument ID (2): A2HP12

Date Analyzed (1): 11/15/2017 22:35 Date Analyzed (2): 11/15/2017 22:35

GC Column (1): CLP-2 (0.53mm ID: 0.53(mm) GC Column (2): CLP-1 (0.53mm ID: 0.53(mm)

ANALYTE	COL	PEAK	RT	RT WINDOW		CONCENTRATION		RPD
				FROM	TO	PEAK	MEAN	
Aroclor-1260	1	1	9.32	9.30	9.34	54.0	98	31.9
		2	9.99	9.97	10.01	148		
		3	10.43	10.42	10.45	63.0		
		4	10.70	10.69	10.73	108		
		5	11.07	11.06	11.10	116		
	2	1	8.24	8.22	8.26	93.6	130	
		2	8.57	8.56	8.59	104		
		3	8.90	8.88	8.92	174		
		4	9.68	9.66	9.70	169		
		5	10.00	9.99	10.03	135		

FORM X
IDENTIFICATION SUMMARY

Lab Name: TestAmerica Canton Job No.: 240-87740-1

SDG No.:

Client Sample ID: G-SB-1763-00-01 Lab Sample ID: 240-87740-15

Instrument ID (1): A2HP12 Instrument ID (2): A2HP12

Date Analyzed (1): 11/17/2017 05:39 Date Analyzed (2): 11/17/2017 05:39

GC Column (1): CLP-2 (0.53mm ID: 0.53(mm) GC Column (2): CLP-1 (0.53mm ID: 0.53(mm)

ANALYTE	COL	PEAK	RT	RT WINDOW		CONCENTRATION		RPD
				FROM	TO	PEAK	MEAN	
Aroclor-1260	1	1	9.32	9.30	9.34	713	1300	3.9
		2	9.99	9.97	10.01	1240		
		3	10.43	10.41	10.45	1070		
		4	10.70	10.69	10.72	1630		
		5	11.07	11.06	11.09	1980		
	2	1	8.24	8.22	8.26	878	1300	
		2	8.57	8.56	8.59	1100		
		3	8.89	8.88	8.92	1480		
		4	9.68	9.66	9.70	1840		
		5	10.00	9.99	10.03	1080		

FORM X
IDENTIFICATION SUMMARY

Lab Name: TestAmerica Canton Job No.: 240-87740-1

SDG No.:

Client Sample ID: G-SB-1795-00-01 Lab Sample ID: 240-87740-78

Instrument ID (1): A2HP13 Instrument ID (2): A2HP13

Date Analyzed (1): 11/15/2017 20:25 Date Analyzed (2): 11/15/2017 20:25

GC Column (1): CLP-2 (0.53mm ID: 0.53(mm) GC Column (2): CLP-1 (0.53mm ID: 0.53(mm)

ANALYTE	COL	PEAK	RT	RT WINDOW		CONCENTRATION		RPD
				FROM	TO	PEAK	MEAN	
Aroclor-1262	1	1	8.59	8.57	8.61	23.4	30	3.6
		2	8.99	8.97	9.01	28.3		
		3	9.24	9.22	9.26	17.4		
		4	9.45	9.43	9.47	37.1		
		5	9.75	9.73	9.77	41.7		
	2	1	7.69	7.68	7.71	25.7	29	
		2	8.07	8.06	8.10	20.4		
		4	8.58	8.56	8.60	28.8		
		5	8.86	8.84	8.88	39.2		

FORM X
IDENTIFICATION SUMMARY

Lab Name: TestAmerica Canton Job No.: 240-87740-1

SDG No.:

Client Sample ID: G-SB-1800-00-01 Lab Sample ID: 240-87740-88

Instrument ID (1): A2HP13 Instrument ID (2): A2HP13

Date Analyzed (1): 11/15/2017 21:01 Date Analyzed (2): 11/15/2017 21:01

GC Column (1): CLP-2 (0.53mm ID: 0.53(mm) GC Column (2): CLP-1 (0.53mm ID: 0.53(mm)

ANALYTE	COL	PEAK	RT	RT WINDOW		CONCENTRATION		RPD
				FROM	TO	PEAK	MEAN	
Aroclor-1254	1	2	7.76	7.74	7.78	36.4	55	1.9
		3	8.22	8.20	8.24	50.1		
		4	8.43	8.41	8.45	53.7		
		5	8.91	8.89	8.93	78.6		
	2	1	6.76	6.74	6.77	32.9	56	
		2	7.20	7.18	7.22	50.7		
		3	7.50	7.48	7.52	65.8		
		4	7.69	7.67	7.71	59.6		
		5	7.96	7.95	7.98	69.9		

FORM X
IDENTIFICATION SUMMARY

Lab Name: TestAmerica Canton Job No.: 240-87740-1

SDG No.:

Client Sample ID: G-SB-1803-00-01 Lab Sample ID: 240-87740-94

Instrument ID (1): A2HP13 Instrument ID (2): A2HP13

Date Analyzed (1): 11/15/2017 21:56 Date Analyzed (2): 11/15/2017 21:56

GC Column (1): CLP-2 (0.53mm ID: 0.53(mm) GC Column (2): CLP-1 (0.53mm ID: 0.53(mm)

ANALYTE	COL	PEAK	RT	RT WINDOW		CONCENTRATION		RPD
				FROM	TO	PEAK	MEAN	
Aroclor-1262	1	1	8.59	8.57	8.61	10.1	13	7.3
		2	8.99	8.97	9.01	11.4		
		3	9.24	9.22	9.26	10.4		
		4	9.45	9.43	9.47	13.3		
		5	9.75	9.73	9.77	18.9		
	2	1	7.69	7.68	7.71	16.6	14	
		2	8.07	8.06	8.10	10.3		
		3	8.30	8.28	8.32	11.1		
		5	8.86	8.84	8.88	22.0		

FORM X
IDENTIFICATION SUMMARY

Lab Name: TestAmerica Canton Job No.: 240-87740-1

SDG No.:

Client Sample ID: G-SB-1806-00-01 Lab Sample ID: 240-87740-100

Instrument ID (1): A2HP13 Instrument ID (2): A2HP13

Date Analyzed (1): 11/15/2017 22:51 Date Analyzed (2): 11/15/2017 22:51

GC Column (1): CLP-2 (0.53mm ID: 0.53(mm) GC Column (2): CLP-1 (0.53mm ID: 0.53(mm)

ANALYTE	COL	PEAK	RT	RT WINDOW		CONCENTRATION		RPD
				FROM	TO	PEAK	MEAN	
Aroclor-1262	1	1	8.59	8.57	8.61	24.7	34	10.2
		2	8.99	8.97	9.01	44.0		
		3	9.24	9.22	9.26	24.7		
		4	9.45	9.43	9.47	36.1		
		5	9.75	9.73	9.77	39.3		
	2	1	7.69	7.68	7.71	35.1	30	
		2	8.07	8.06	8.10	25.3		
		3	8.30	8.28	8.32	24.5		
		4	8.58	8.56	8.60	30.1		
		5	8.85	8.84	8.88	37.4		

FORM X
IDENTIFICATION SUMMARY

Lab Name: TestAmerica Canton Job No.: 240-87740-1

SDG No.:

Client Sample ID: G-SB-1808-00-01 Lab Sample ID: 240-87740-104

Instrument ID (1): A2HP13 Instrument ID (2): A2HP13

Date Analyzed (1): 11/15/2017 23:10 Date Analyzed (2): 11/15/2017 23:10

GC Column (1): CLP-2 (0.53mm ID: 0.53(mm) GC Column (2): CLP-1 (0.53mm ID: 0.53(mm)

ANALYTE	COL	PEAK	RT	RT WINDOW		CONCENTRATION		RPD
				FROM	TO	PEAK	MEAN	
Aroclor-1262	1	1	8.59	8.57	8.61	24.6	42	3.2
		2	8.99	8.97	9.01	54.3		
		3	9.24	9.22	9.26	20.9		
		4	9.45	9.43	9.47	50.2		
		5	9.75	9.73	9.77	60.5		
	2	1	7.69	7.68	7.71	27.6	41	
		2	8.07	8.06	8.10	39.1		
		3	8.30	8.28	8.32	30.5		
		4	8.58	8.56	8.60	38.7		
		5	8.86	8.84	8.88	67.8		

FORM X
IDENTIFICATION SUMMARY

Lab Name: TestAmerica Canton Job No.: 240-87740-1

SDG No.:

Client Sample ID: G-SB-1810-00-01 Lab Sample ID: 240-87740-108

Instrument ID (1): A2HP13 Instrument ID (2): A2HP13

Date Analyzed (1): 11/15/2017 23:46 Date Analyzed (2): 11/15/2017 23:46

GC Column (1): CLP-2 (0.53mm ID: 0.53(mm) GC Column (2): CLP-1 (0.53mm ID: 0.53(mm)

ANALYTE	COL	PEAK	RT	RT WINDOW		CONCENTRATION		RPD
				FROM	TO	PEAK	MEAN	
Aroclor-1262	1	1	8.59	8.57	8.61	56.4	76	5.5
		2	8.99	8.97	9.01	79.7		
		3	9.24	9.22	9.26	66.3		
		4	9.45	9.43	9.47	72.1		
		5	9.75	9.73	9.77	108		
	2	1	7.69	7.68	7.71	75.9	72	
		2	8.07	8.06	8.10	56.0		
		3	8.30	8.28	8.32	62.1		
		4	8.58	8.56	8.60	78.5		
		5	8.85	8.84	8.88	89.2		

FORM X
IDENTIFICATION SUMMARY

Lab Name: TestAmerica Canton Job No.: 240-87740-1

SDG No.:

Client Sample ID: G-SB-1811-00-01 Lab Sample ID: 240-87740-110

Instrument ID (1): A2HP13 Instrument ID (2): A2HP13

Date Analyzed (1): 11/16/2017 00:05 Date Analyzed (2): 11/16/2017 00:05

GC Column (1): CLP-2 (0.53mm ID: 0.53(mm) GC Column (2): CLP-1 (0.53mm ID: 0.53(mm)

ANALYTE	COL	PEAK	RT	RT WINDOW		CONCENTRATION		RPD
				FROM	TO	PEAK	MEAN	
Aroclor-1262	1	1	8.59	8.57	8.61	64.4	120	35.5
		2	8.98	8.97	9.01	142		
		3	9.24	9.22	9.26	67.9		
		4	9.45	9.43	9.47	179		
		5	9.75	9.73	9.77	160		
	2	1	7.69	7.68	7.71	70.3	86	
		2	8.07	8.06	8.10	81.0		
		3	8.30	8.28	8.32	72.2		
		4	8.58	8.56	8.60	120		
		5	8.86	8.84	8.88	84.0		

FORM X
IDENTIFICATION SUMMARY

Lab Name: TestAmerica Canton Job No.: 240-87740-1

SDG No.:

Client Sample ID: G-SB-1814-00-01 Lab Sample ID: 240-87740-116

Instrument ID (1): A2HP13 Instrument ID (2): A2HP13

Date Analyzed (1): 11/16/2017 01:00 Date Analyzed (2): 11/16/2017 01:00

GC Column (1): CLP-2 (0.53mm ID: 0.53(mm) GC Column (2): CLP-1 (0.53mm ID: 0.53(mm)

ANALYTE	COL	PEAK	RT	RT WINDOW		CONCENTRATION		RPD
				FROM	TO	PEAK	MEAN	
Aroclor-1260	1	1	8.40	8.38	8.42	95.7	170	17.3
		2	8.59	8.57	8.61	90.3		
		3	8.99	8.97	9.01	208		
		4	9.45	9.43	9.47	203		
		5	9.75	9.74	9.77	262		
	2	1	7.40	7.39	7.42	101	140	
		2	7.69	7.67	7.71	97.3		
		3	7.96	7.94	7.98	187		
		4	8.58	8.56	8.60	170		
		5	8.82	8.81	8.84	168		

FORM X
IDENTIFICATION SUMMARY

Lab Name: TestAmerica Canton Job No.: 240-87740-1

SDG No.:

Client Sample ID: G-SB-1815-00-01 Lab Sample ID: 240-87740-118

Instrument ID (1): A2HP13 Instrument ID (2): A2HP13

Date Analyzed (1): 11/16/2017 02:13 Date Analyzed (2): 11/16/2017 02:13

GC Column (1): CLP-2 (0.53mm ID: 0.53(mm) GC Column (2): CLP-1 (0.53mm ID: 0.53(mm)

ANALYTE	COL	PEAK	RT	RT WINDOW		CONCENTRATION		RPD
				FROM	TO	PEAK	MEAN	
Aroclor-1260	1	1	8.40	8.38	8.42	34.0	49	6.3
		2	8.59	8.57	8.61	31.3		
		3	8.99	8.97	9.01	62.1		
		4	9.45	9.43	9.47	52.9		
		5	9.75	9.73	9.77	66.1		
	2	1	7.40	7.39	7.42	30.5	46	
		2	7.69	7.67	7.71	34.8		
		3	7.96	7.94	7.98	63.1		
		4	8.58	8.56	8.60	51.8		
		5	8.82	8.81	8.84	51.2		

FORM X
IDENTIFICATION SUMMARY

Lab Name: TestAmerica Canton Job No.: 240-87740-1

SDG No.:

Client Sample ID: G-SB-1816-00-01 Lab Sample ID: 240-87740-120

Instrument ID (1): A2HP13 Instrument ID (2): A2HP13

Date Analyzed (1): 11/16/2017 02:32 Date Analyzed (2): 11/16/2017 02:32

GC Column (1): CLP-2 (0.53mm ID: 0.53(mm) GC Column (2): CLP-1 (0.53mm ID: 0.53(mm)

ANALYTE	COL	PEAK	RT	RT WINDOW		CONCENTRATION		RPD
				FROM	TO	PEAK	MEAN	
Aroclor-1260	1	1	8.40	8.38	8.42	23.8	43	46.2
		2	8.59	8.57	8.61	22.5		
		3	8.99	8.97	9.01	55.3		
		4	9.45	9.43	9.47	70.1		
	2	1	7.40	7.39	7.42	22.2	27	
		2	7.69	7.67	7.71	27.3		
		3	7.96	7.94	7.98	24.8		
		4	8.58	8.56	8.60	37.4		
		5	8.82	8.81	8.84	22.5		

FORM X
IDENTIFICATION SUMMARY

Lab Name: TestAmerica Canton Job No.: 240-87740-1

SDG No.:

Client Sample ID: G-SB-1817-00-01 Lab Sample ID: 240-87740-122

Instrument ID (1): A2HP13 Instrument ID (2): A2HP13

Date Analyzed (1): 11/16/2017 02:50 Date Analyzed (2): 11/16/2017 02:50

GC Column (1): CLP-2 (0.53mm ID: 0.53(mm) GC Column (2): CLP-1 (0.53mm ID: 0.53(mm)

ANALYTE	COL	PEAK	RT	RT WINDOW		CONCENTRATION		RPD
				FROM	TO	PEAK	MEAN	
Aroclor-1260	1	1	8.40	8.38	8.42	118	170	15.8
		2	8.59	8.57	8.61	94.3		
		3	8.99	8.97	9.01	196		
		4	9.45	9.43	9.47	193		
		5	9.75	9.73	9.77	256		
	2	1	7.40	7.39	7.42	83.1	150	
		2	7.69	7.67	7.71	98.5		
		3	7.96	7.94	7.98	168		
		4	8.58	8.56	8.60	185		
		5	8.82	8.81	8.84	197		

FORM X
IDENTIFICATION SUMMARY

Lab Name: TestAmerica Canton Job No.: 240-87740-1

SDG No.:

Client Sample ID: H-SB-1791-00-01 Lab Sample ID: 240-87740-70

Instrument ID (1): A2HP12 Instrument ID (2): A2HP12

Date Analyzed (1): 11/16/2017 15:12 Date Analyzed (2): 11/16/2017 15:12

GC Column (1): CLP-2 (0.53mm ID: 0.53(mm) GC Column (2): CLP-1 (0.53mm ID: 0.53(mm)

ANALYTE	COL	PEAK	RT	RT WINDOW		CONCENTRATION		RPD
				FROM	TO	PEAK	MEAN	
Aroclor-1260	1	2	9.99	9.97	10.01	47.4	50	24.4
		4	10.70	10.69	10.72	60.7		
		5	11.07	11.06	11.10	69.3		
	2	3	8.89	8.88	8.92	95.1	64	
		4	9.68	9.66	9.70	68.2		
		5	10.00	9.99	10.03	87.8		

FORM X
IDENTIFICATION SUMMARY

Lab Name: TestAmerica Canton Job No.: 240-87740-1

SDG No.:

Client Sample ID: H-SB-1792-00-01 Lab Sample ID: 240-87740-72

Instrument ID (1): A2HP12 Instrument ID (2): A2HP12

Date Analyzed (1): 11/16/2017 15:30 Date Analyzed (2): 11/16/2017 15:30

GC Column (1): CLP-2 (0.53mm ID: 0.53(mm) GC Column (2): CLP-1 (0.53mm ID: 0.53(mm)

ANALYTE	COL	PEAK	RT	RT WINDOW		CONCENTRATION		RPD
				FROM	TO	PEAK	MEAN	
Aroclor-1260	1	1	9.32	9.30	9.34	523	580	0.5
		2	9.99	9.97	10.01	870		
		3	10.43	10.41	10.45	278		
		4	10.70	10.69	10.72	664		
		5	11.07	11.06	11.10	549		
	2	1	8.24	8.22	8.26	487	570	
		2	8.57	8.55	8.59	488		
		3	8.89	8.88	8.92	667		
		4	9.68	9.66	9.70	649		
		5	10.00	9.99	10.03	581		

FORM X
IDENTIFICATION SUMMARY

Lab Name: TestAmerica Canton Job No.: 240-87740-1

SDG No.:

Client Sample ID: H-SB-1793-00-01 Lab Sample ID: 240-87740-74

Instrument ID (1): A2HP12 Instrument ID (2): A2HP12

Date Analyzed (1): 11/16/2017 15:48 Date Analyzed (2): 11/16/2017 15:48

GC Column (1): CLP-2 (0.53mm ID: 0.53(mm) GC Column (2): CLP-1 (0.53mm ID: 0.53(mm)

ANALYTE	COL	PEAK	RT	RT WINDOW		CONCENTRATION		RPD
				FROM	TO	PEAK	MEAN	
Aroclor-1260	1	1	9.32	9.30	9.34	72.7	120	4.9
		2	10.00	9.97	10.01	214		
		3	10.43	10.41	10.45	56.9		
		4	10.71	10.69	10.72	126		
		5	11.07	11.06	11.10	129		
	2	1	8.24	8.22	8.26	93.5	110	
		2	8.57	8.55	8.59	96.8		
		3	8.89	8.88	8.92	148		
		4	9.68	9.66	9.70	126		
		5	10.00	9.99	10.03	106		

FORM X
IDENTIFICATION SUMMARY

Lab Name: TestAmerica Canton Job No.: 240-87740-1

SDG No.:

Client Sample ID: I-SB-1780-00-01 Lab Sample ID: 240-87740-48

Instrument ID (1): A2HP13 Instrument ID (2): A2HP13

Date Analyzed (1): 11/15/2017 20:06 Date Analyzed (2): 11/15/2017 20:06

GC Column (1): CLP-2 (0.53mm ID: 0.53(mm) GC Column (2): CLP-1 (0.53mm ID: 0.53(mm)

ANALYTE	COL	PEAK	RT	RT WINDOW		CONCENTRATION		RPD
				FROM	TO	PEAK	MEAN	
Aroclor-1260	1	1	8.40	8.38	8.42	82.3	87	19.5
		2	8.59	8.57	8.61	65.9		
		3	8.99	8.97	9.01	75.3		
		4	9.45	9.43	9.47	93.5		
		5	9.75	9.74	9.77	118		
	2	1	7.40	7.39	7.42	56.3	71	
		2	7.69	7.67	7.71	65.3		
		3	7.96	7.94	7.98	85.3		
		4	8.58	8.56	8.60	70.2		
		5	8.82	8.81	8.84	80.4		

FORM X
IDENTIFICATION SUMMARY

Lab Name: TestAmerica Canton Job No.: 240-87740-1

SDG No.:

Client Sample ID: I-SB-1781-00-01 Lab Sample ID: 240-87740-50

Instrument ID (1): A2HP12 Instrument ID (2): A2HP12

Date Analyzed (1): 11/16/2017 12:15 Date Analyzed (2): 11/16/2017 12:15

GC Column (1): CLP-2 (0.53mm ID: 0.53(mm) GC Column (2): CLP-1 (0.53mm ID: 0.53(mm)

ANALYTE	COL	PEAK	RT	RT WINDOW		CONCENTRATION		RPD
				FROM	TO	PEAK	MEAN	
Aroclor-1260	1	1	9.32	9.30	9.34	42.4	78	8.2
		2	9.99	9.97	10.01	88.7		
		3	10.43	10.41	10.45	65.7		
		4	10.70	10.69	10.72	116		
	2	1	8.24	8.22	8.26	43.0	72	
		2	8.57	8.55	8.59	45.2		
		3	8.90	8.88	8.92	47.7		
		4	9.68	9.66	9.70	125		
		5	10.00	9.99	10.03	100		

FORM X
IDENTIFICATION SUMMARY

Lab Name: TestAmerica Canton Job No.: 240-87740-1

SDG No.:

Client Sample ID: I-SB-1782-00-01 Lab Sample ID: 240-87740-52

Instrument ID (1): A2HP12 Instrument ID (2): A2HP12

Date Analyzed (1): 11/16/2017 12:33 Date Analyzed (2): 11/16/2017 12:33

GC Column (1): CLP-2 (0.53mm ID: 0.53(mm) GC Column (2): CLP-1 (0.53mm ID: 0.53(mm)

ANALYTE	COL	PEAK	RT	RT WINDOW		CONCENTRATION		RPD
				FROM	TO	PEAK	MEAN	
Aroclor-1260	1	1	9.32	9.30	9.34	67.6	78	20.8
		4	10.70	10.69	10.72	82.1		
		5	11.07	11.06	11.10	121		
	2	1	8.24	8.22	8.26	76.8	97	
		2	8.57	8.55	8.59	87.9		
		3	8.90	8.88	8.92	106		
		4	9.68	9.66	9.70	107		
		5	10.00	9.99	10.03	106		

SAMPLE IDENTIFICATION	G-SB-1762-00-01
COMPOUND	AROCLOR-1260
AVERAGE CONCENTRATION	0.1163
DILUTION FACTOR	1
VOLUME FINAL EXTRACT (ml)	10
WEIGHT OF SAMPLE (g)	9.92
PERCENT SOLIDS	0.870
CONCENTRATION =	**134.75** µg/Kg
GC COLUMN 1	
RESPONSE 1	8782754
RESPONSE 2	15706730
RESPONSE 3	29248589
RESPONSE 4	36637833
RESPONSE 5	15169595
RESPONSE FACTOR 1	0.0570
RESPONSE FACTOR 2	0.0922
RESPONSE FACTOR 3	0.1023
RESPONSE FACTOR 4	0.1321
RESPONSE FACTOR 5	0.0685
INTERNAL STANDARD RESPONSE	95374480
INTERNAL STANDARD CONCENTRATION	0.05
CONCENTRATION 1	0.0808
CONCENTRATION 2	0.0893
CONCENTRATION 3	0.1499
CONCENTRATION 4	0.1454
CONCENTRATION 5	0.1161
AVERAGE (µg/L)	0.1163

FORM I
PCBS ORGANICS ANALYSIS DATA SHEET

Lab Name: TestAmerica Canton | Job No.: 240-87740-1

SDG No.:

Client Sample ID: G-SB-1762-00-01 | Lab Sample ID: 240-87740-13

Matrix: Solid | Lab File ID: P12111547.D

Analysis Method: 8082A | Date Collected: 11/08/2017 10:10

Extraction Method: 3540C | Date Extracted: 11/14/2017 08:32

Sample wt/vol: 9.92(g) | Date Analyzed: 11/15/2017 22:35

Con. Extract Vol.: 10(mL) | Dilution Factor: 1

Injection Volume: 1(uL) | GC Column: CLP-1 (0.53mm) ID: 0.53(mm)

% Moisture: 13.0 | GPC Cleanup:(Y/N) N

Analysis Batch No.: 303663 | Units: ug/Kg

CAS NO.	COMPOUND NAME	RESULT	Q	RL	MDL
12674-11-2	Aroclor-1016	28	U	58	28
11104-28-2	Aroclor-1221	27	U	58	27
11141-16-5	Aroclor-1232	19	U	58	19
53469-21-9	Aroclor-1242	23	U	58	23
12672-29-6	Aroclor-1248	20	U	58	20
11097-69-1	Aroclor-1254	16	U	58	16
11096-82-5	Aroclor-1260	130	✓	58	21
37324-23-5	Aroclor-1262	9.3	U	58	9.3
11100-14-4	Aroclor-1268	23	U	58	23

CAS NO.	SURROGATE	%REC	Q	LIMITS
877-09-8	Tetrachloro-m-xylene	87		14-128
2051-24-3	DCB Decachlorobiphenyl	86		10-132

TestAmerica Canton
Target Compound Quantitation Report

Sample Calculation - Page 3

Data File: \\ChromNA\Canton\ChromData\A2HP12\20171115-70726.b\P12111547.D
Lims ID: 240-87740-B-13-A
Client ID: G-SB-1762-00-01
Sample Type: Client
Inject. Date: 15-Nov-2017 22:35:03 ALS Bottle#: 47 Worklist Smp#: 13
Injection Vol: 1.0 uL Dil. Factor: 1.0000
Sample Info: 240-0070726-013
Operator ID: Instrument ID: A2HP12

Method: \\ChromNA\Canton\ChromData\A2HP12\20171115-70726.b\PCB12IS.m
Limit Group: GC 8082A IS
Last Update: 16-Nov-2017 07:03:32 Calib Date: 03-Oct-2017 23:04:47
Integrator: Falcon
Quant Method: Internal Standard Quant By: Initial Calibration
Last ICal File: \\ChromNA\Canton\ChromData\A2HP12\20171003-69267.b\P12100333.D

Column 1 : Det: GC ECD1A
Column 2 : Det: GC ecd2b
Process Host: XAWRK017

First Level Reviewer: hassl Date: 16-Nov-2017 06:26:26

Col	RT (min.)	Exp RT (min.)	Dlt RT (min.)	Response	OnCol Amt ng/ul	Flags
S 1 Polychlorinated biphenyls, Total						
1		1.000			ND	
* 14 1-Bromo-2-nitrobenzene						
1	3.071	3.073	-0.002	95374480	0.0500	
2	3.615	3.616	-0.001	573308090	0.0500	
$ 2 Tetrachloro-m-xylene						
1	4.315	4.316	-0.001	32349818	0.0173	
2	5.022	5.022	0.000	198918699	0.0180	
					RPD = 3.82	
3 PCB-1221						
1		4.620			ND	
1		4.834				
1		4.890				
2		5.512				
2		5.721				
2		5.807				

Col	RT (min.)	Exp RT (min.)	Dlt RT (min.)	Response	OnCol Amt ng/ul	Flags
4 PCB-1232						
1		4.887			ND	
1		5.397				
1		6.029				
1		6.204				
1		6.739				
2		5.805				
2		6.386				
2		7.000				
2		7.177				
2		7.542				
6 PCB-1016						
1		4.891			ND	
1		5.399				
1		6.030				
1		6.204				
1		6.738				
2		5.806				
2		6.388				
2		7.000				
2		7.177				
2		7.544				
5 PCB-1242						
1		4.891			ND	
1		5.399				
1		6.029				
1		6.204				
1		6.738				
2		5.805				
2		6.387				
2		6.999				
2		7.176				
2		7.542				
7 PCB-1248						
1		5.397			ND	
1		6.739				
1		7.273				
1		7.542				
1		8.020				
2		6.387				
2		6.995				
2		7.780				
2		8.307				
2		9.088				

Sample Calculation - Page 5

Col	RT (min.)	Exp RT (min.)	Dlt RT (min.)	Response	OnCol Amt ng/ul	Flags
8 PCB-1254						M
1		7.545			ND	
1		8.019				
1		8.351				
1		8.574				
1		8.899				
2		8.302				
2		8.541				
2		9.088				
2		9.360				
2		9.995				
10 PCB-1260						M
1	8.238	8.241	-0.003	8782754	0.0807	
1	8.571	8.574	-0.003	15706730	0.0893	
1	8.895	8.897	-0.002	29248589	0.1499	M
1	9.680	9.683	-0.003	36637833	0.1454	M
1	10.003	10.008	-0.005	15169595	0.1161	M
		Average of Peak Amounts =			0.1163	
2	9.320	9.321	-0.001	28181530	0.0466	
2	9.993	9.993	0.000	123880162	0.1280	
2	10.432	10.434	-0.002	30660945	0.0543	
2	10.704	10.706	-0.002	107378358	0.0931	
2	11.071	11.076	-0.005	81435786	0.0997	
		Average of Peak Amounts =			0.0844	
					RPD = 31.85	
9 PCB-1262						M
1		8.574			ND	
1		9.037				
1		9.319				
1		9.683				
1		10.055				
2		9.574				
2		10.103				
2		10.434				
2		10.705				
2		11.073				
11 PCB-1268						M
1		10.054			ND	
1		10.098				
1		10.311				
1		10.693				
1		10.980				
2		11.069				
2		11.115				
2		11.359				
2		11.627				
2		11.924				
$ 12 DCB Decachlorobiphenyl						
1	11.160	11.164	-0.004	34441871	0.0172	
2	12.150	12.151	-0.001	109049698	0.0140	
					RPD = 20.25	

FORM VI
PCBS BY INTERNAL STANDARD - INITIAL CALIBRATION DATA
CURVE EVALUATION

Lab Name: TestAmerica Canton Job No.: 240-87740-1 Analy Batch No.: 297285

SDG No.:

Instrument ID: A2HP12 GC Column: CLP-1 (0.53 ID: 0.53(mm) Heated Purge: (Y/N) N

Calibration Start Date: 10/03/2017 21:36 Calibration End Date: 10/03/2017 23:04 Calibration ID: 41739

Calibration Files:

LEVEL:	LAB SAMPLE ID:	LAB FILE ID:
Level 1	STD005 240-297285/28	P12100328.D
Level 2	STD01 240-297285/29	P12100329.D
Level 3	STD02 240-297285/30	P12100330.D
Level 4	STD05 240-297285/31	P12100331.D
Level 5	STD1 240-297285/32	P12100332.D
Level 6	STD151660 240-297285/33	P12100333.D

ANALYTE	RRF					CURVE TYPE	COEFFICIENT			#	MIN RRF	%RSD	#	MAX %RSD	R^2 OR COD	#	MIN R^2 OR COD
	LVL 1 LVL 6	LVL 2	LVL 3	LVL 4	LVL 5		B	M1	M2								
PCB-1016 Peak 1	0.0273 0.0188	0.0230	0.0214	0.0202	0.0190	Ave		0.0216				14.7		20.0			
PCB-1016 Peak 2	0.0451 0.0349	0.0423	0.0394	0.0372	0.0354	Ave		0.0390				10.3		20.0			
PCB-1016 Peak 3	0.0960 0.0867	0.0925	0.0892	0.0883	0.0869	Ave		0.0900				4.1		20.0			
PCB-1016 Peak 4	0.0426 0.0350	0.0407	0.0382	0.0364	0.0353	Ave		0.0380				8.1		20.0			
PCB-1016 Peak 5	0.0440 0.0353	0.0419	0.0383	0.0366	0.0354	Ave		0.0386				9.4		20.0			
PCB-1260 Peak 1	0.0628 0.0540	0.0590	0.0572	0.0552	0.0540	Ave		0.0570				6.0		20.0			
PCB-1260 Peak 2	0.0977 0.0895	0.0930	0.0928	0.0908	0.0892	Ave		0.0922				3.4		20.0			
PCB-1260 Peak 3	0.1080 0.1006	0.1019	0.1027	0.1006	0.0999	Ave		0.1023				2.9		20.0			
PCB-1260 Peak 4	0.1342 0.1353	0.1253	0.1335	0.1323	0.1319	Ave		0.1321				2.7		20.0			
PCB-1260 Peak 5	0.0711 0.0682	0.0684	0.0685	0.0674	0.0672	Ave		0.0685				2.1		20.0			
Tetrachloro-m-xylene	1.0681 0.9252	1.0082	0.9682	0.9514	0.9444	Ave		0.9776				5.4		20.0			
DCB Decachlorobiphenyl	1.2010 0.9719	1.1104	1.0699	0.9859	0.9693	Ave		1.0514				8.9		20.0			

Note: The M1 coefficient is the same as Ave RRF for an Ave curve type.

Report Date: 14-Nov-2017 06:05:41 Chrom Revision: 2.2 13-Nov-2017 17:19:06

TestAmerica Canton

Data File: \\ChromNA\Canton\ChromData\A2HP12\20171113-70623.b\P12111323.D

Injection Date:	13-Nov-2017 17:54:14	Instrument ID:	A2HP12	Operator ID:	
Lims ID:	240-87740-B-1-A	Lab Sample ID:	240-87740-1	Worklist Smp#:	23
Client ID:	G-SB-1756-00-01				
Injection Vol:	1.0 uL	Dil. Factor:	1.0000	ALS Bottle#:	23
Method:	PCB12IS	Limit Group:	GC 8082A IS		

Y Scaling: Method Defined: Set to Absolute Y Value

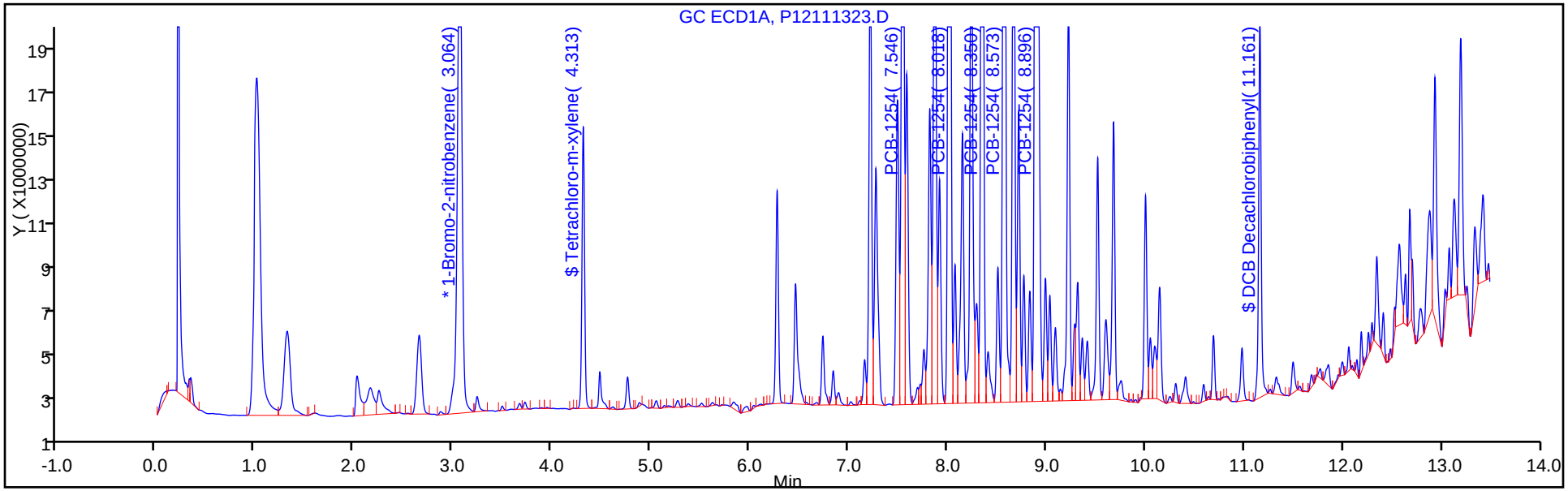

Y Scaling: Method Defined: Set to Absolute Y Value

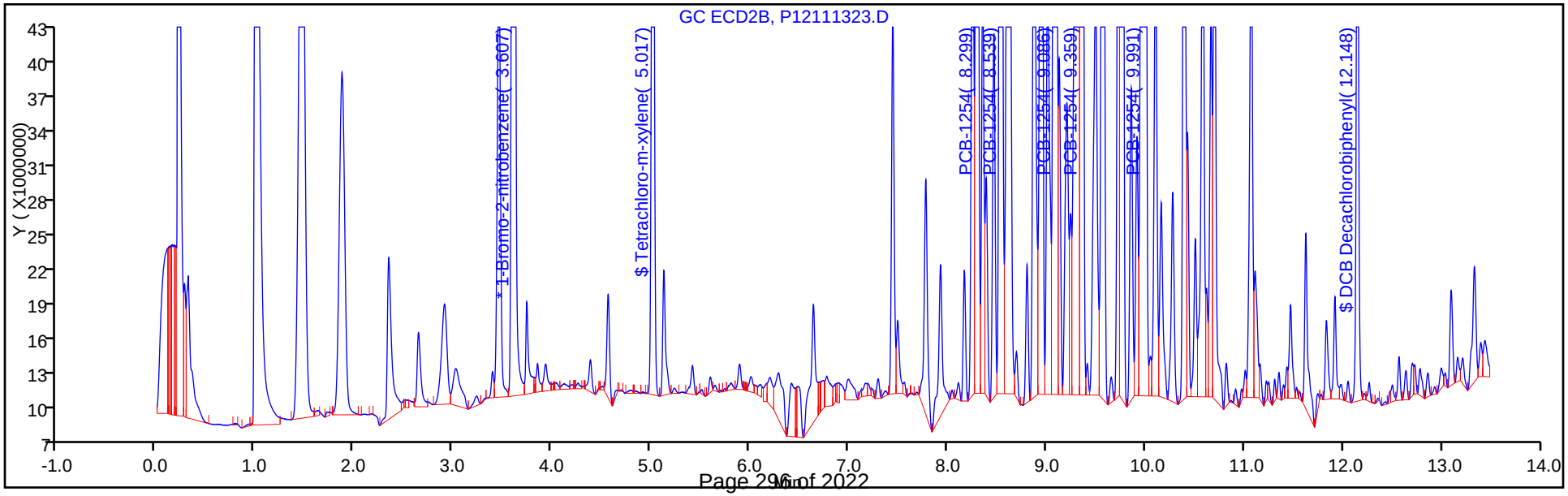

Report Date: 14-Nov-2017 06:05:42 Chrom Revision: 2.2 13-Nov-2017 17:19:06

TestAmerica Canton

Data File: \\ChromNA\Canton\ChromData\A2HP12\20171113-70623.b\P12111323.D

Injection Date:	13-Nov-2017 17:54:14	Instrument ID:	A2HP12		
Lims ID:	240-87740-B-1-A	Lab Sample ID:	240-87740-1		
Client ID:	G-SB-1756-00-01				
Operator ID:		ALS Bottle#:	23	Worklist Smp#:	23
Injection Vol:	1.0 uL	Dil. Factor:	1.0000		
Method:	PCB12IS	Limit Group:	GC 8082A IS		
Column:		Detector	GC ECD1A		

8 PCB-1254, CAS: 11097-69-1

Calibration Sample, Level: 6

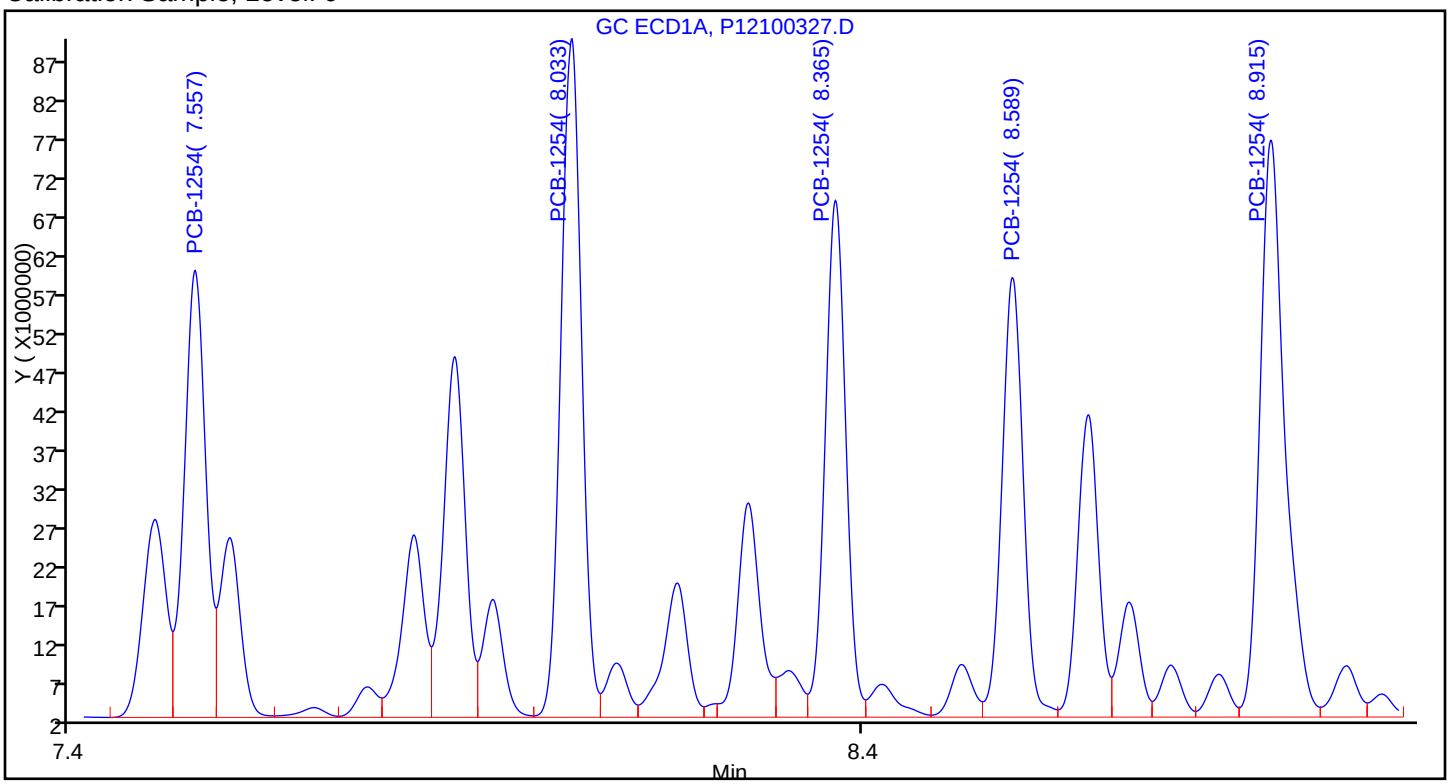

Sample

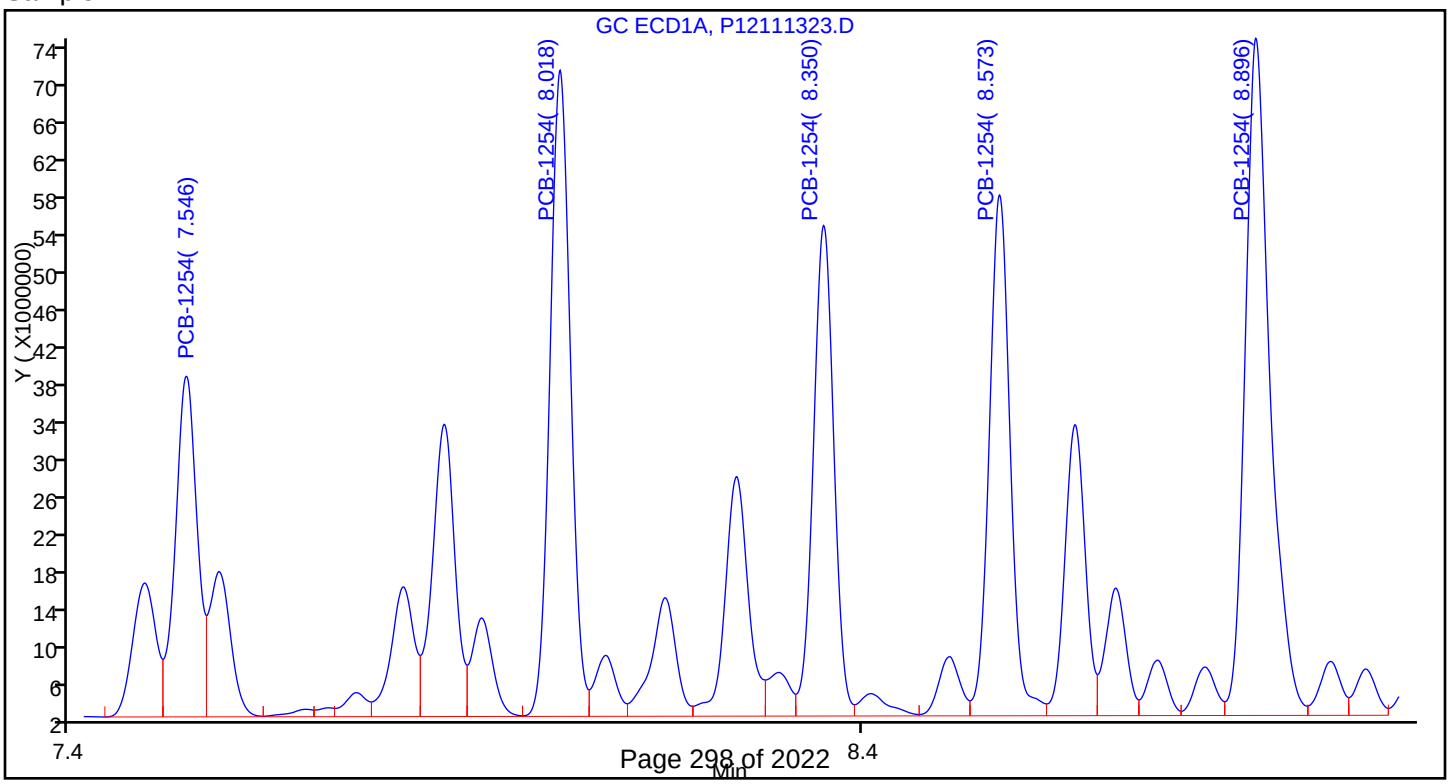

Report Date: 15-Nov-2017 07:43:44 Chrom Revision: 2.2 13-Nov-2017 17:19:06

TestAmerica Canton

Data File: \\ChromNA\Canton\ChromData\A2HP13\20171114-70684.b\SIG1111448.D

Injection Date:	14-Nov-2017 23:33:16	Instrument ID:	A2HP13	Operator ID:	
Lims ID:	240-87740-B-3-A	Lab Sample ID:	240-87740-3	Worklist Smp#:	13
Client ID:	G-SB-1757-00-01				
Injection Vol:	1.0 uL	Dil. Factor:	1.0000	ALS Bottle#:	48
Method:	PCB13 IS	Limit Group:	GC 8082A IS		

Y Scaling: Method Defined: Set to Absolute Y Value

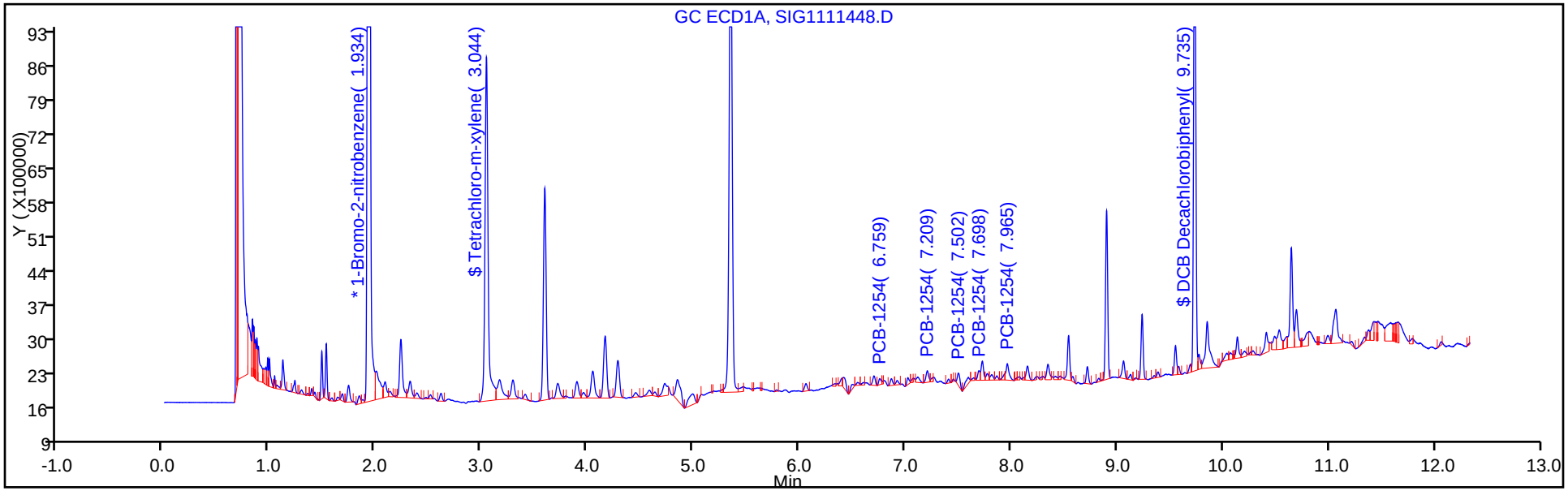

Y Scaling: Method Defined: Set to Absolute Y Value

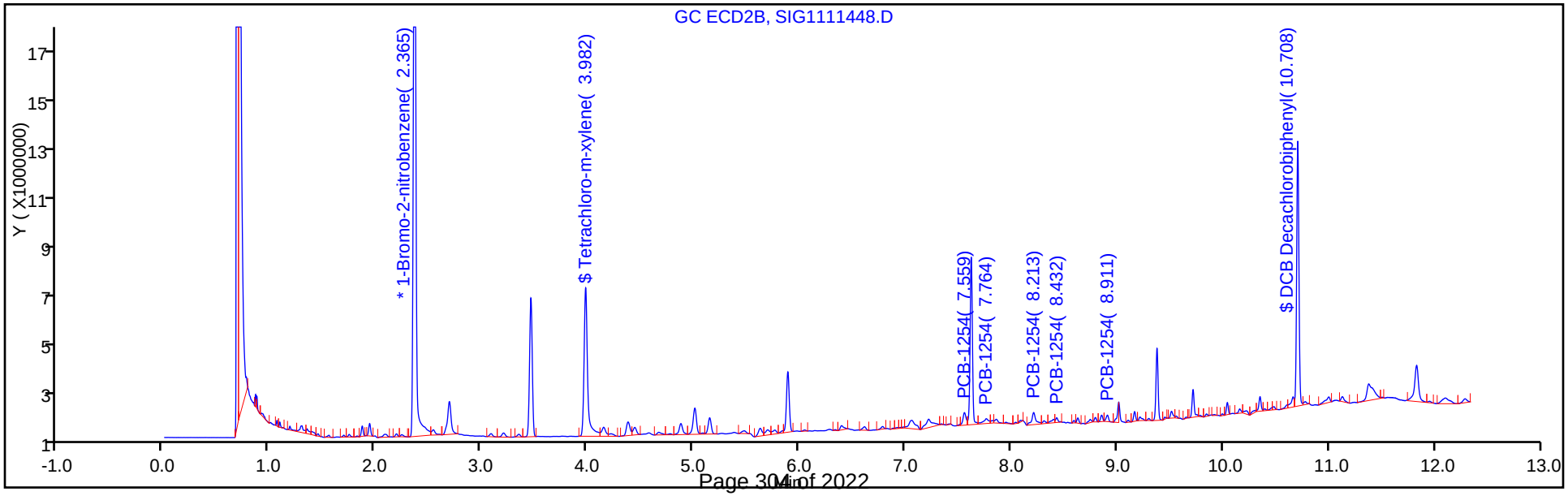

Report Date: 15-Nov-2017 07:43:45 Chrom Revision: 2.2 13-Nov-2017 17:19:06

TestAmerica Canton

Data File: \\ChromNA\Canton\ChromData\A2HP13\20171114-70684.b\SIG1111448.D

Injection Date:	14-Nov-2017 23:33:16	Instrument ID:	A2HP13		
Lims ID:	240-87740-B-3-A	Lab Sample ID:	240-87740-3		
Client ID:	G-SB-1757-00-01				
Operator ID:		ALS Bottle#:	48	Worklist Smp#:	13
Injection Vol:	1.0 uL	Dil. Factor:	1.0000		
Method:	PCB13 IS	Limit Group:	GC 8082A IS		
Column:		Detector	GC ECD1A		

8 PCB-1254, CAS: 11097-69-1

Calibration Sample, Level: 6

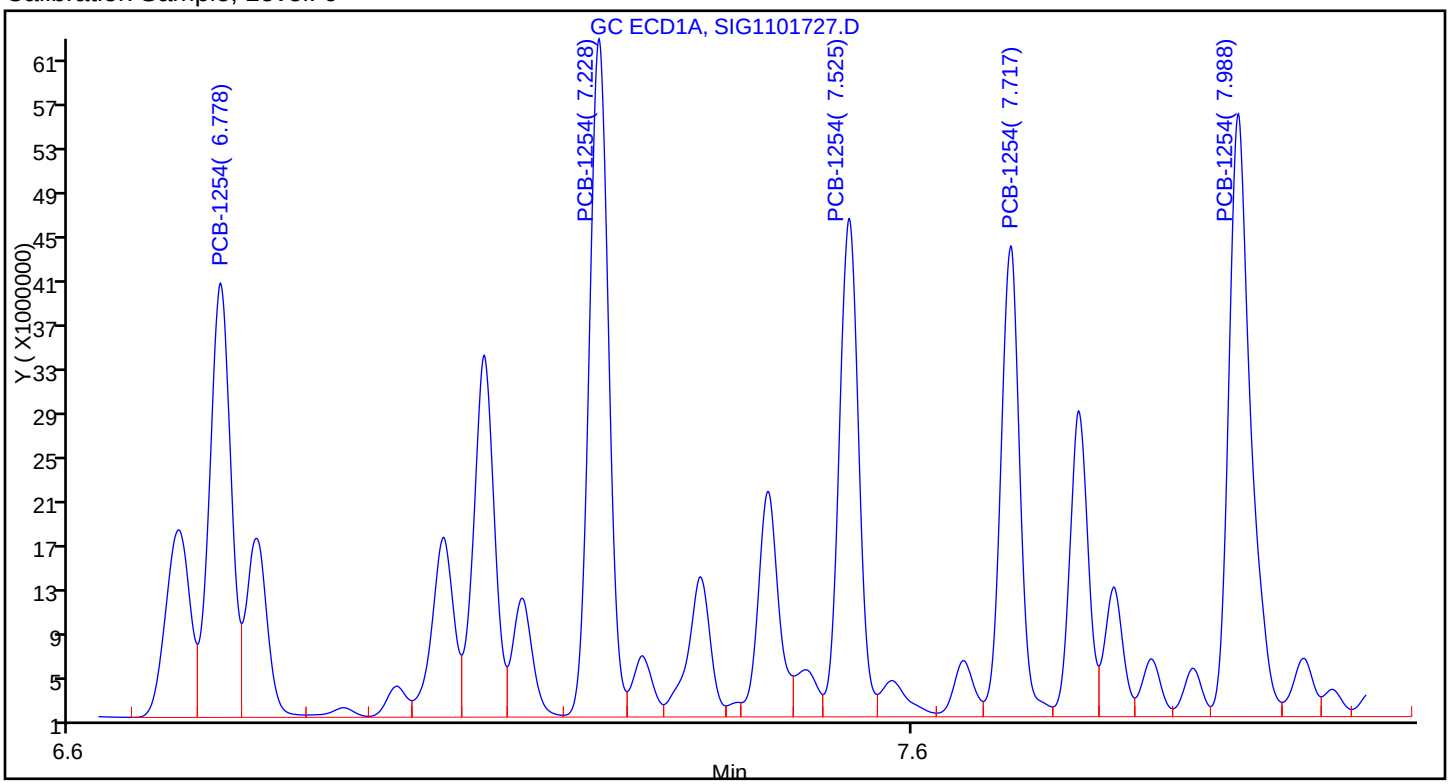

Sample

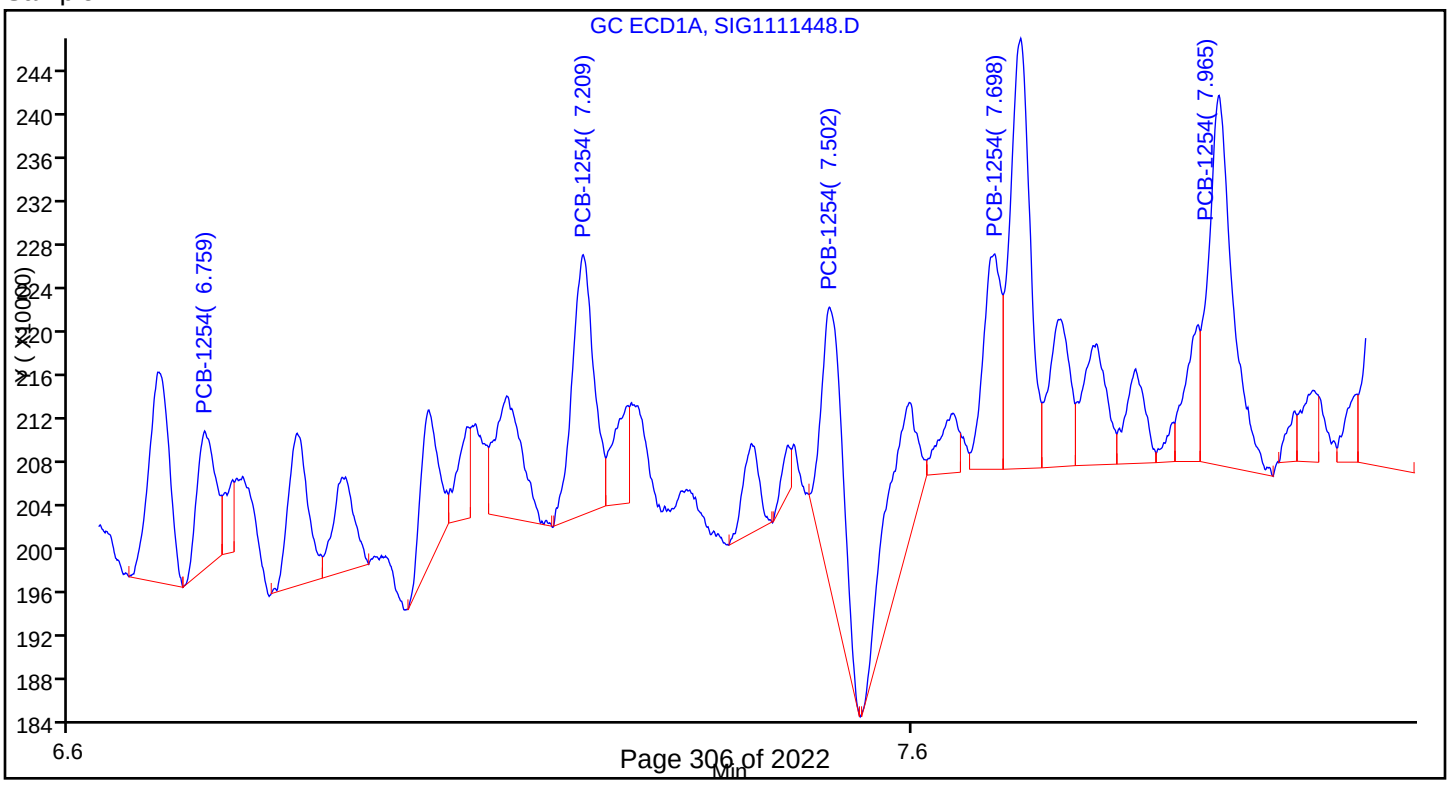

Report Date: 15-Nov-2017 07:43:46 Chrom Revision: 2.2 13-Nov-2017 17:19:06

TestAmerica Canton

Data File: \\ChromNA\Canton\ChromData\A2HP13\20171114-70684.b\SIG1111449.D

Injection Date:	14-Nov-2017 23:51:42	Instrument ID:	A2HP13	Operator ID:	
Lims ID:	240-87740-B-5-A	Lab Sample ID:	240-87740-5	Worklist Smp#:	14
Client ID:	G-SB-1758-00-01				
Injection Vol:	1.0 uL	Dil. Factor:	1.0000	ALS Bottle#:	49
Method:	PCB13 IS	Limit Group:	GC 8082A IS		

Y Scaling: Method Defined: Set to Absolute Y Value

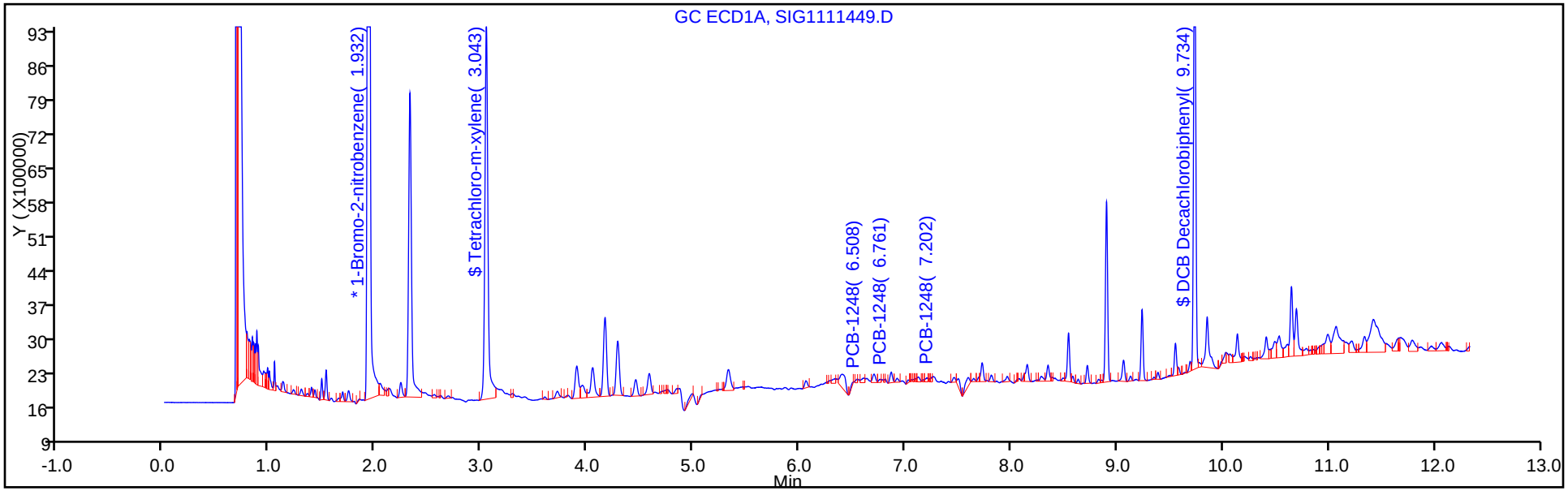

Y Scaling: Method Defined: Set to Absolute Y Value

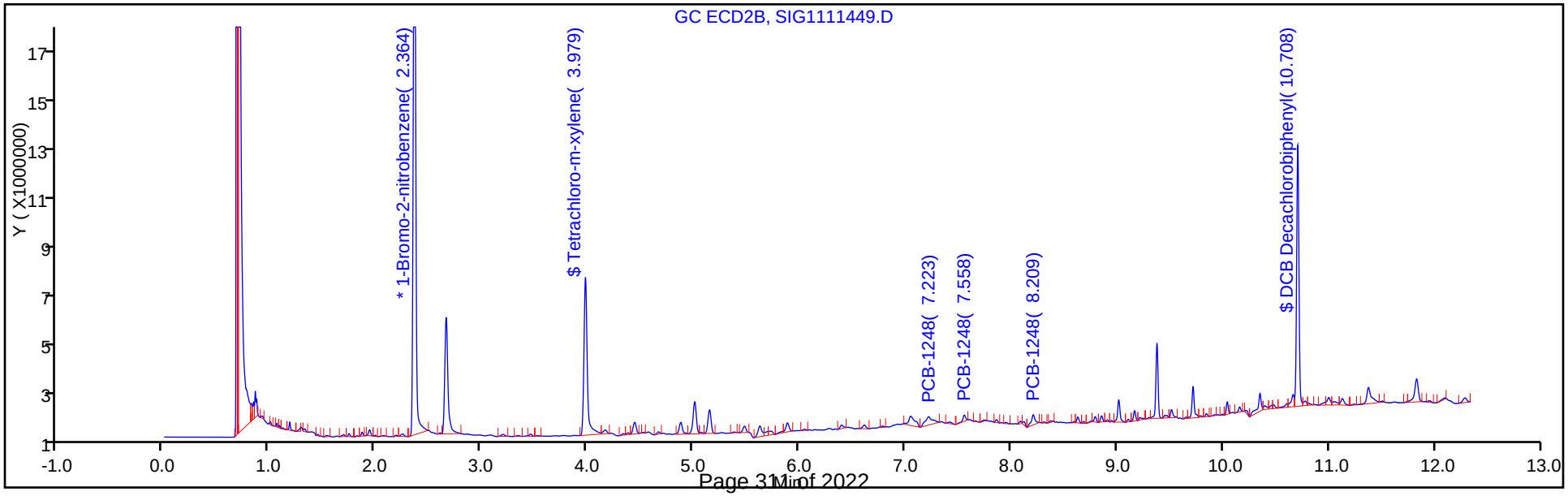

Report Date: 15-Nov-2017 07:43:46 Chrom Revision: 2.2 13-Nov-2017 17:19:06

TestAmerica Canton

Data File: \\ChromNA\Canton\ChromData\A2HP13\20171114-70684.b\SIG1111449.D

Injection Date:	14-Nov-2017 23:51:42	Instrument ID:	A2HP13		
Lims ID:	240-87740-B-5-A	Lab Sample ID:	240-87740-5		
Client ID:	G-SB-1758-00-01				
Operator ID:		ALS Bottle#:	49	Worklist Smp#:	14
Injection Vol:	1.0 uL	Dil. Factor:	1.0000		
Method:	PCB13 IS	Limit Group:	GC 8082A IS		
Column:		Detector	GC ECD1A		

7 PCB-1248, CAS: 12672-29-6

Calibration Sample, Level: 6

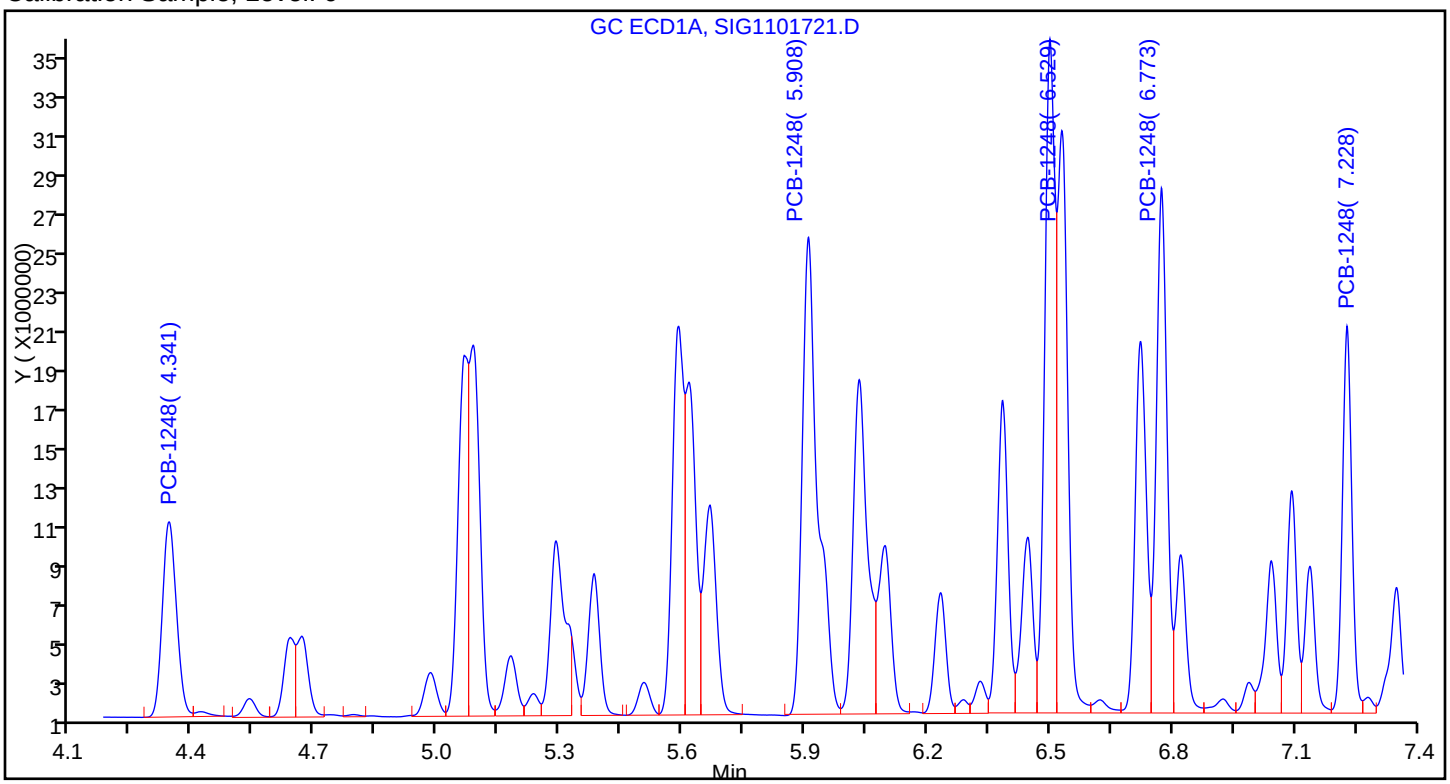

Sample

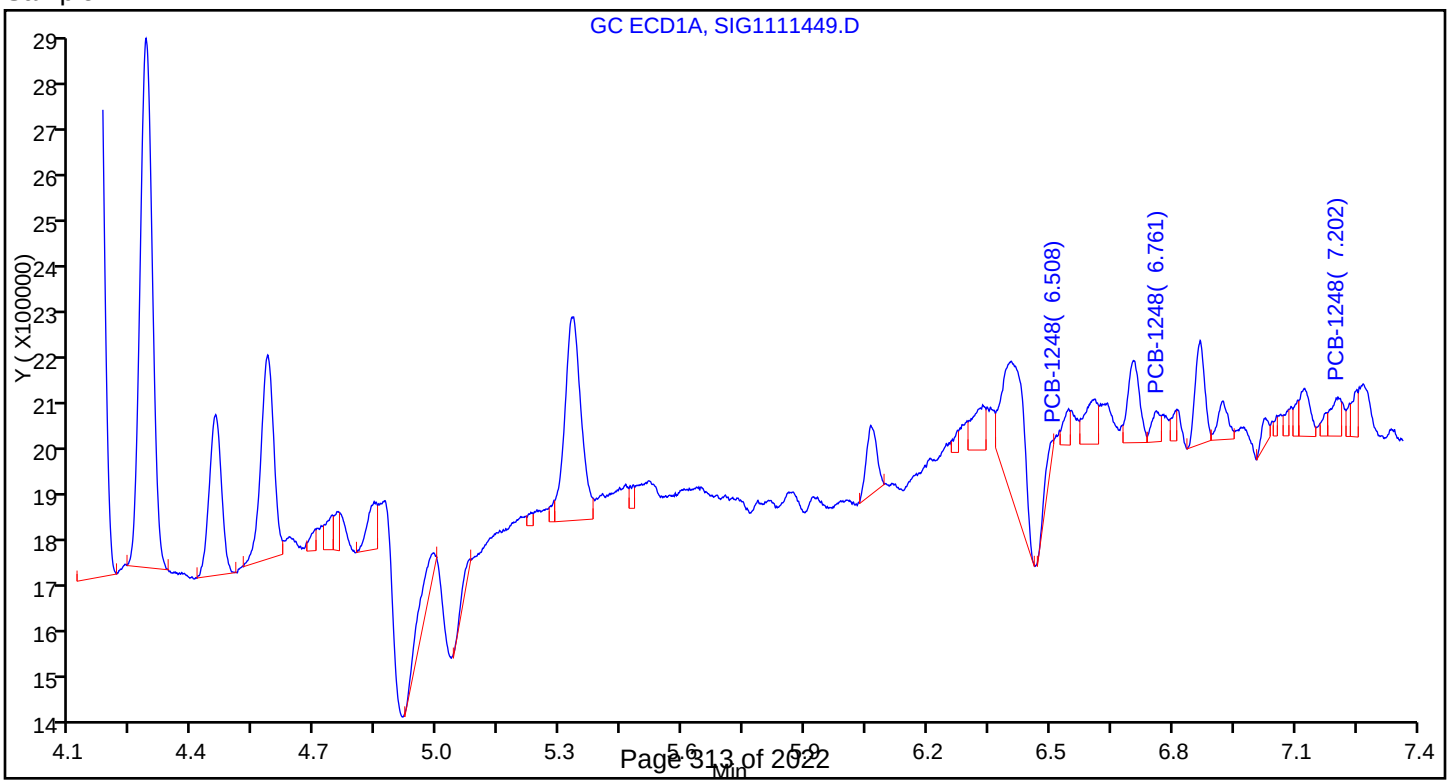

Report Date: 16-Nov-2017 07:04:15 Chrom Revision: 2.2 13-Nov-2017 17:19:06

TestAmerica Canton

Data File: \\ChromNA\Canton\ChromData\A2HP12\20171115-70726.b\P12111544.D

Injection Date:	15-Nov-2017 21:42:06	Instrument ID:	A2HP12	Operator ID:	
Lims ID:	240-87740-B-7-A	Lab Sample ID:	240-87740-7	Worklist Smp#:	10
Client ID:	G-SB-1759-00-01				
Injection Vol:	1.0 uL	Dil. Factor:	1.0000	ALS Bottle#:	44
Method:	PCB12IS	Limit Group:	GC 8082A IS		

Y Scaling: Method Defined: Set to Absolute Y Value

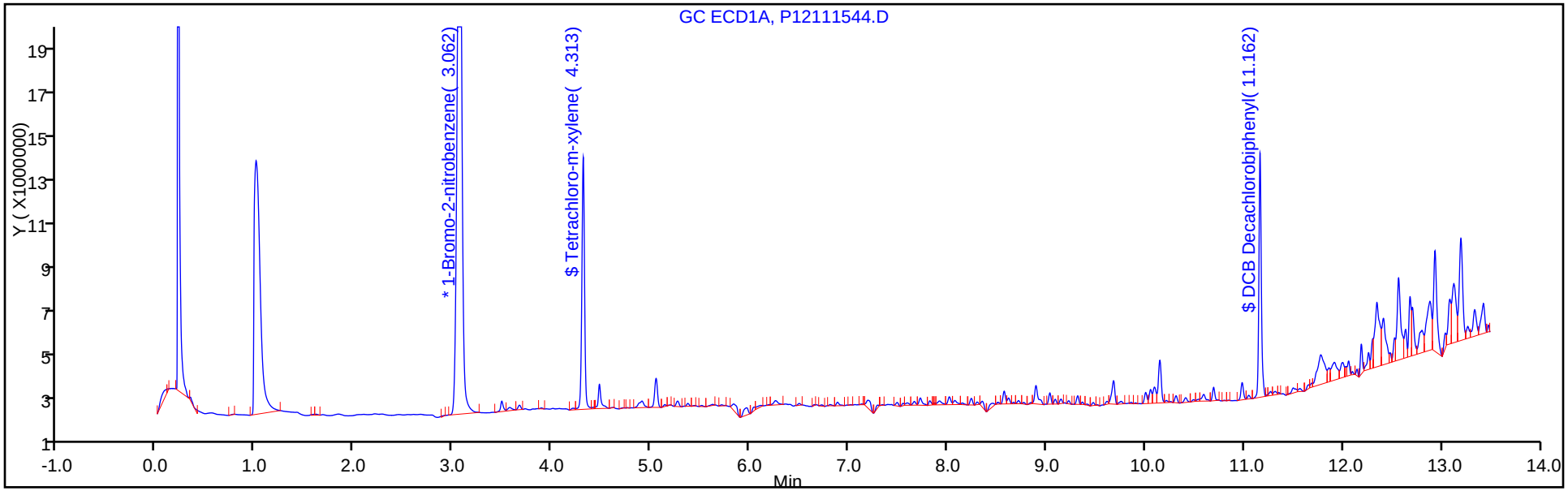

Y Scaling: Method Defined: Set to Absolute Y Value

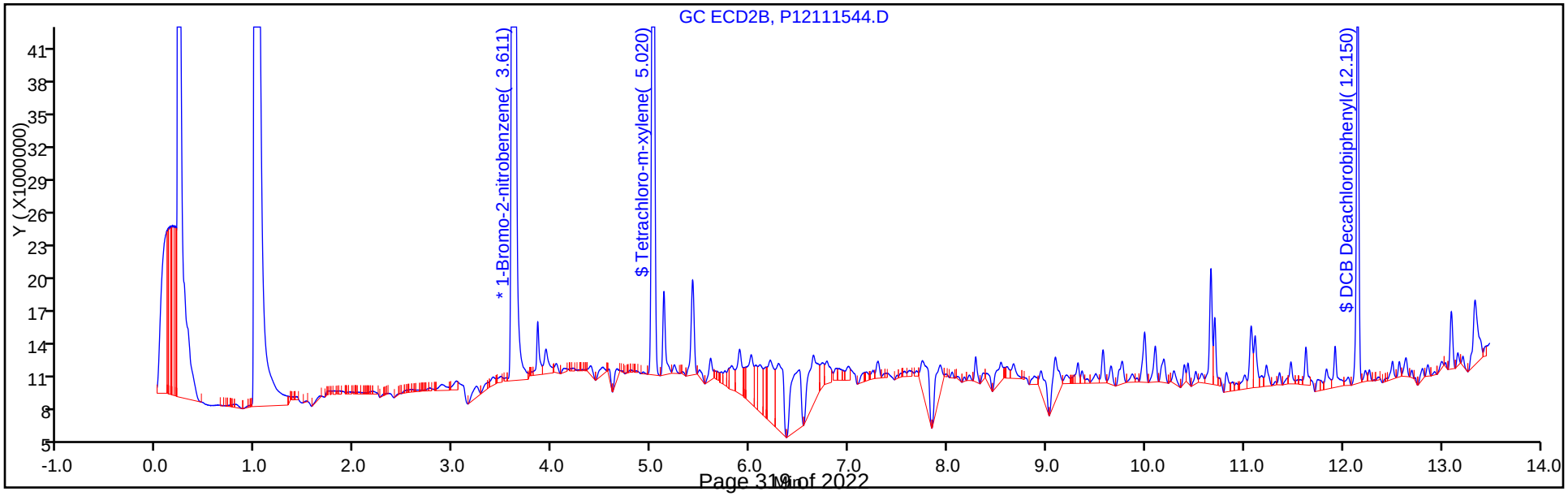

Report Date: 16-Nov-2017 07:04:18 Chrom Revision: 2.2 13-Nov-2017 17:19:06

TestAmerica Canton

Data File: \\ChromNA\Canton\ChromData\A2HP12\20171115-70726.b\P12111545.D

Injection Date:	15-Nov-2017 21:59:47	Instrument ID:	A2HP12	Operator ID:	
Lims ID:	240-87740-B-9-A	Lab Sample ID:	240-87740-9	Worklist Smp#:	11
Client ID:	G-SB-1760-00-01				
Injection Vol:	1.0 uL	Dil. Factor:	1.0000	ALS Bottle#:	45
Method:	PCB12IS	Limit Group:	GC 8082A IS		

Y Scaling: Method Defined: Set to Absolute Y Value

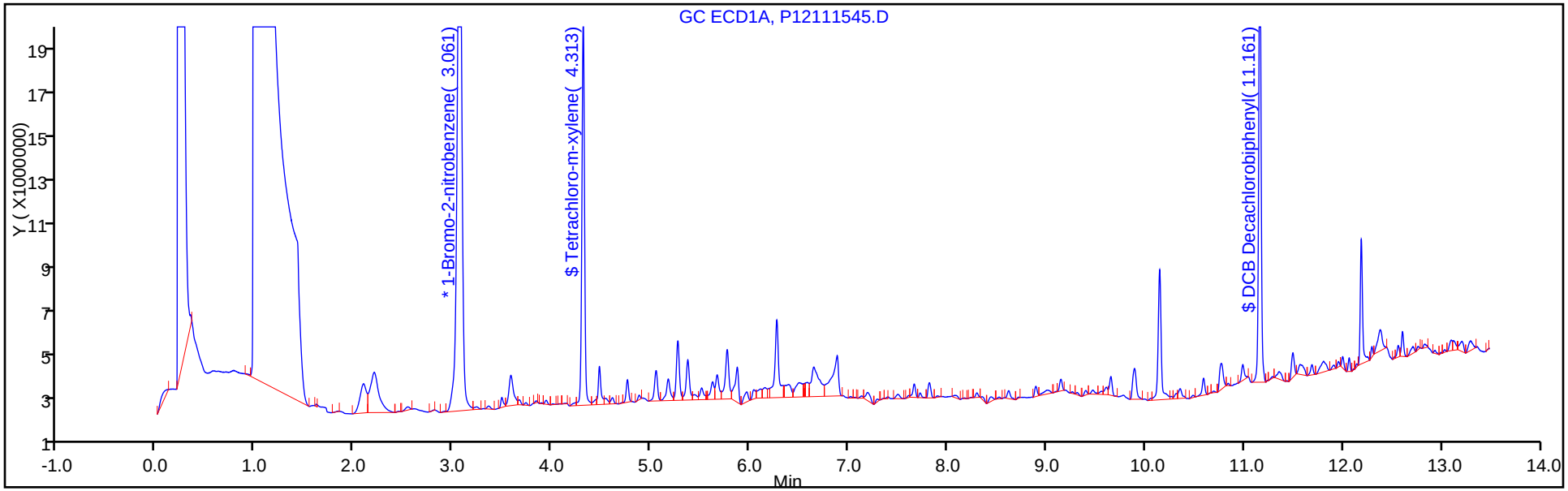

Y Scaling: Method Defined: Set to Absolute Y Value

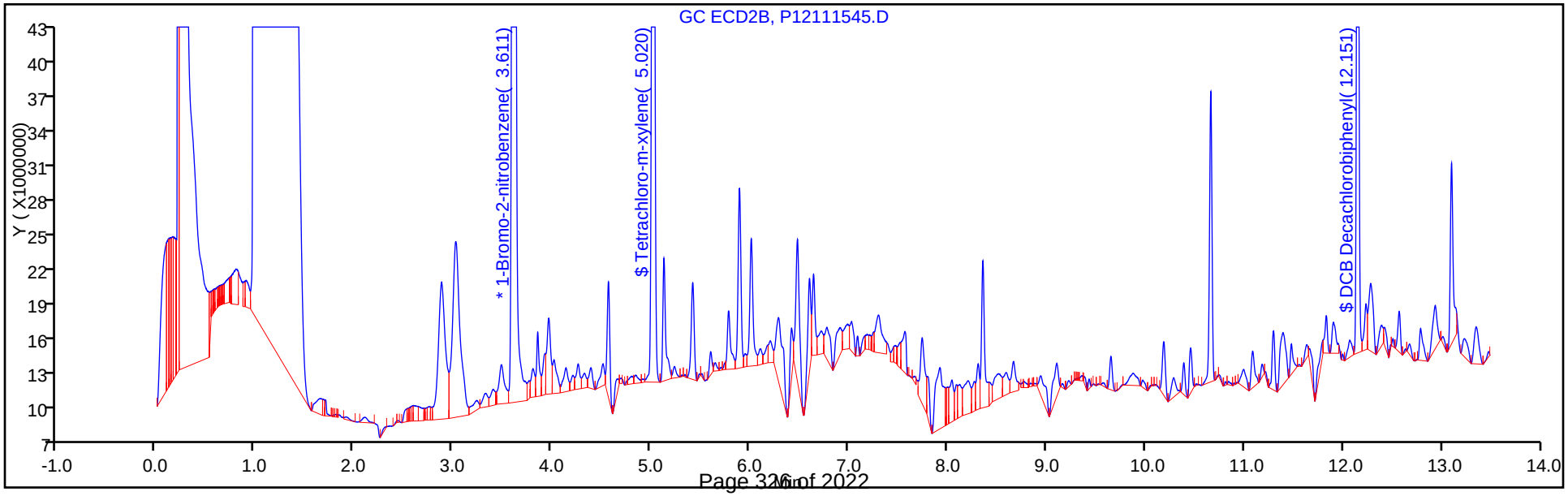

Report Date: 16-Nov-2017 07:04:23 Chrom Revision: 2.2 13-Nov-2017 17:19:06

TestAmerica Canton

Data File: \\ChromNA\Canton\ChromData\A2HP12\20171115-70726.b\P12111546.D

Injection Date:	15-Nov-2017 22:17:26	Instrument ID:	A2HP12	Operator ID:	
Lims ID:	240-87740-B-11-A	Lab Sample ID:	240-87740-11	Worklist Smp#:	12
Client ID:	G-SB-1761-00-01				
Injection Vol:	1.0 uL	Dil. Factor:	1.0000	ALS Bottle#:	46
Method:	PCB12IS	Limit Group:	GC 8082A IS		

Y Scaling: Method Defined: Set to Absolute Y Value

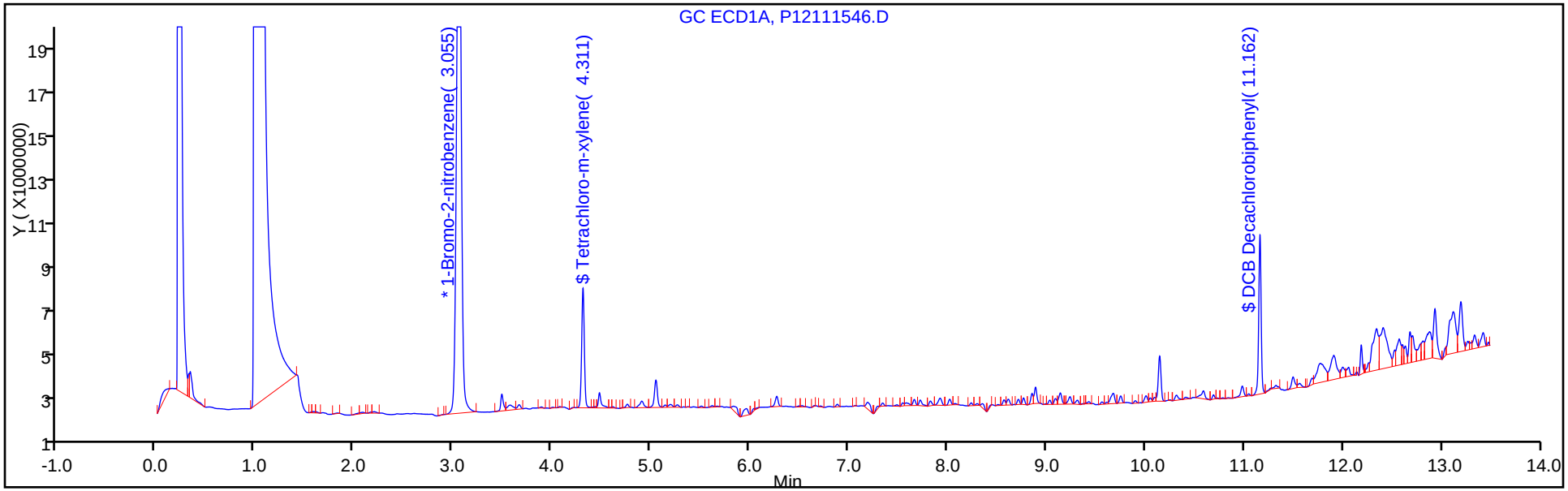

Y Scaling: Method Defined: Set to Absolute Y Value

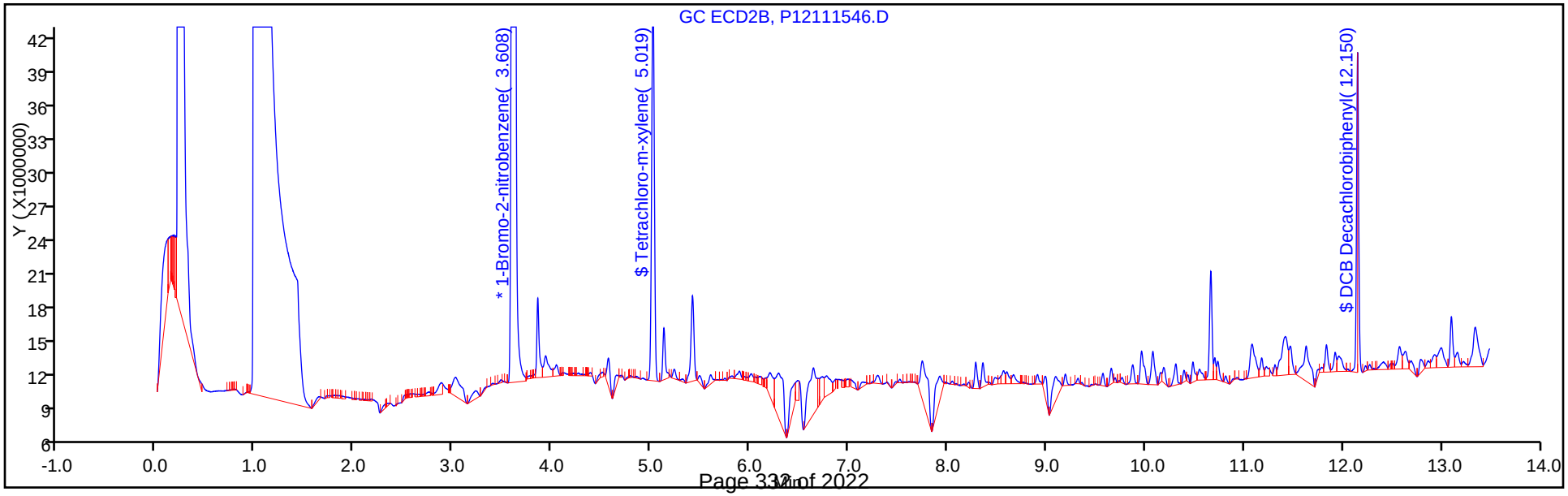

Report Date: 16-Nov-2017 07:04:27 Chrom Revision: 2.2 13-Nov-2017 17:19:06

TestAmerica Canton

Data File: \\ChromNA\Canton\ChromData\A2HP12\20171115-70726.b\P12111547.D

Injection Date:	15-Nov-2017 22:35:03	Instrument ID:	A2HP12	Operator ID:	
Lims ID:	240-87740-B-13-A	Lab Sample ID:	240-87740-13	Worklist Smp#:	13
Client ID:	G-SB-1762-00-01				
Injection Vol:	1.0 uL	Dil. Factor:	1.0000	ALS Bottle#:	47
Method:	PCB12IS	Limit Group:	GC 8082A IS		

Y Scaling: Method Defined: Set to Absolute Y Value

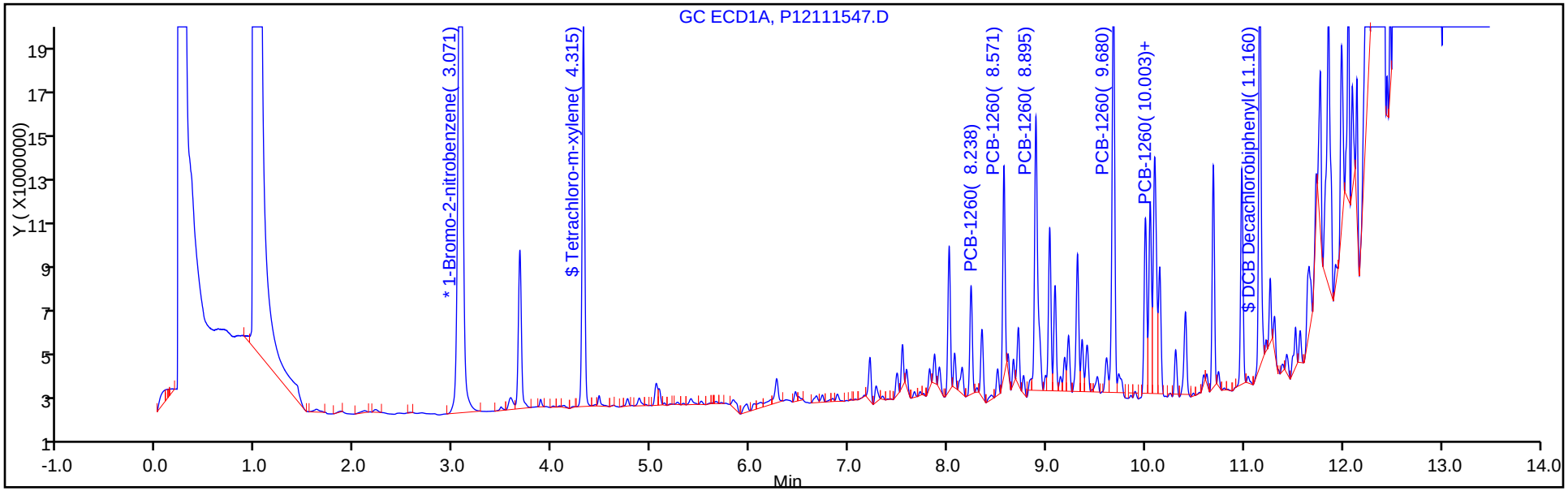

Y Scaling: Method Defined: Set to Absolute Y Value

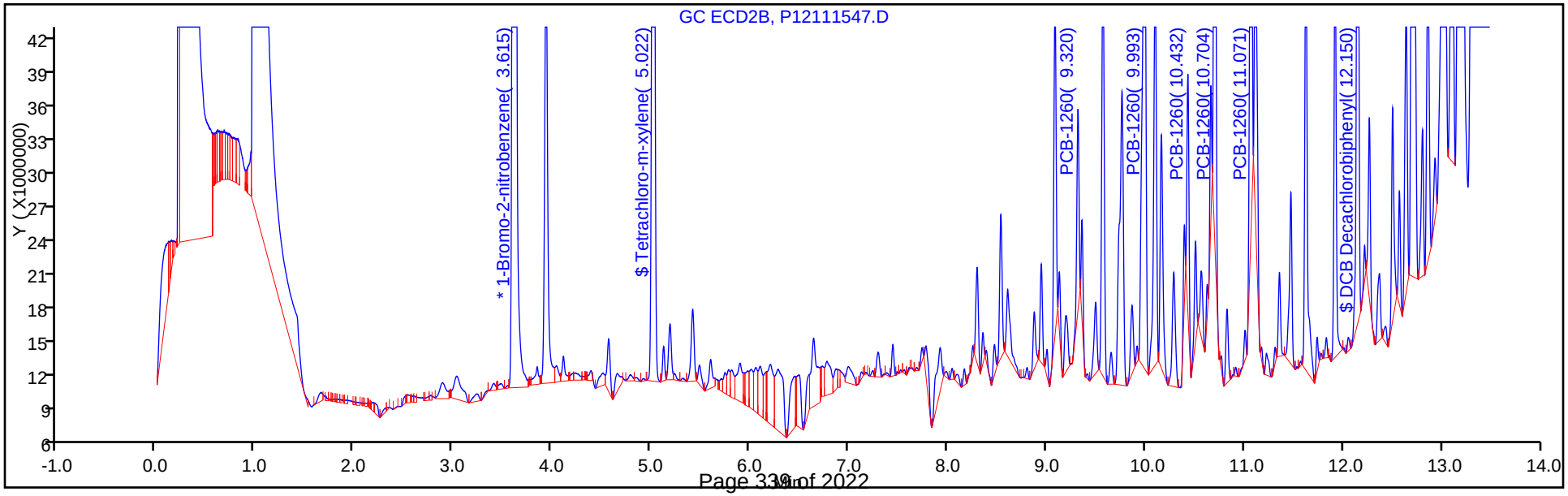

Report Date: 16-Nov-2017 07:04:28 Chrom Revision: 2.2 13-Nov-2017 17:19:06

TestAmerica Canton

Data File: \\ChromNA\Canton\ChromData\A2HP12\20171115-70726.b\P12111547.D

Injection Date:	15-Nov-2017 22:35:03	Instrument ID:	A2HP12
Lims ID:	240-87740-B-13-A	Lab Sample ID:	240-87740-13
Client ID:	G-SB-1762-00-01		
Operator ID:		ALS Bottle#:	47 Worklist Smp#: 13
Injection Vol:	1.0 uL	Dil. Factor:	1.0000
Method:	PCB12IS	Limit Group:	GC 8082A IS
Column:		Detector	GC ECD1A

10 PCB-1260, CAS: 11096-82-5

Calibration Sample, Level: 6

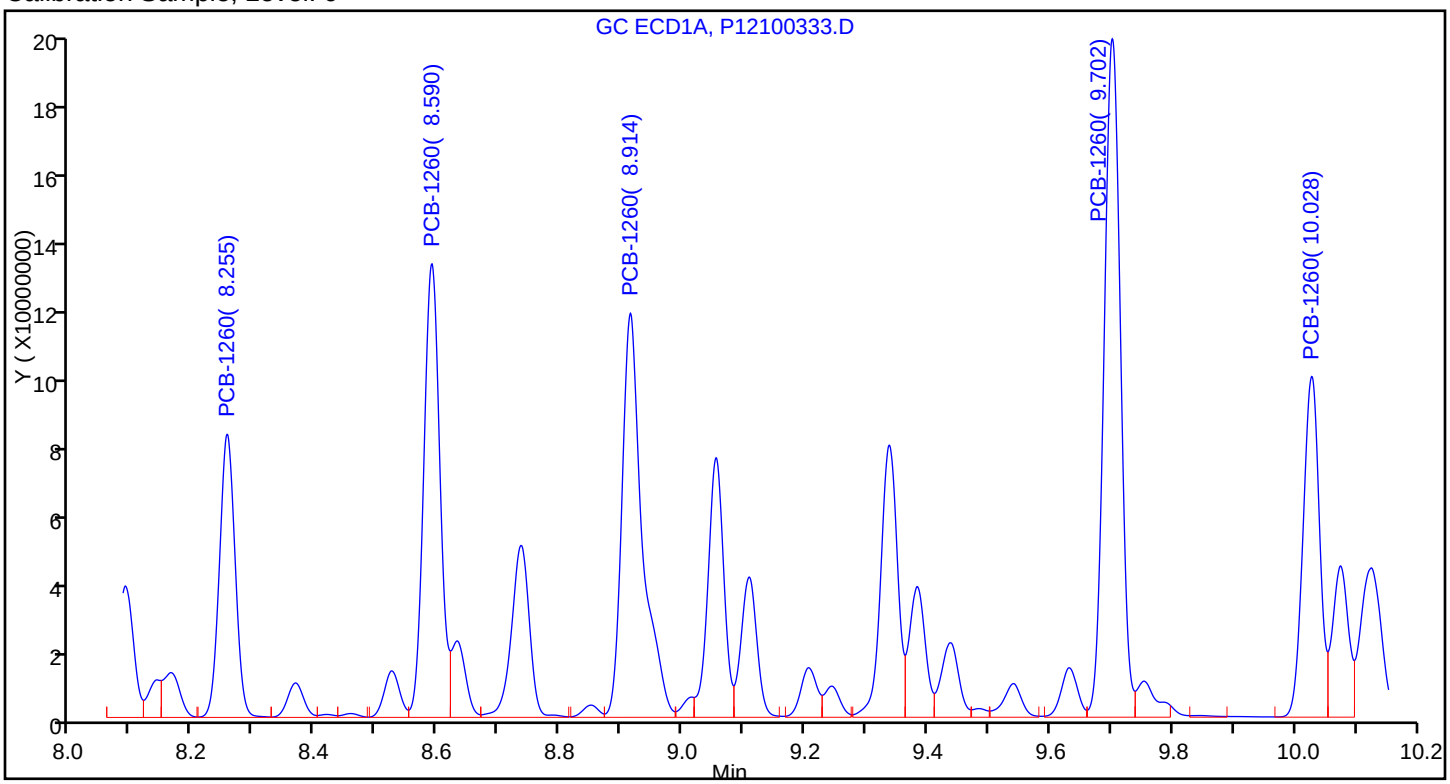

Sample

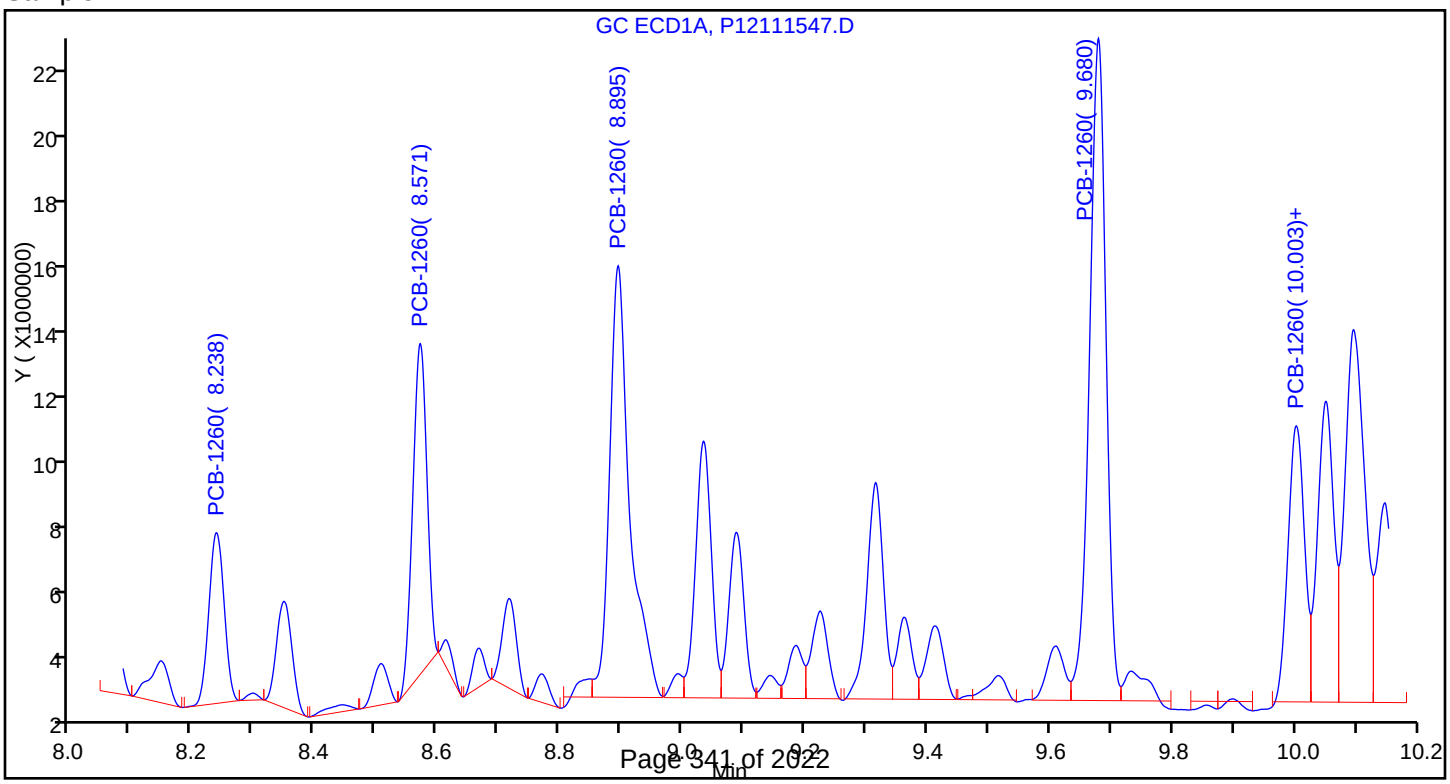

Report Date: 16-Nov-2017 07:04:28 Chrom Revision: 2.2 13-Nov-2017 17:19:06

TestAmerica Canton

Data File: \\ChromNA\Canton\ChromData\A2HP12\20171115-70726.b\P12111547.D

Injection Date:	15-Nov-2017 22:35:03	Instrument ID:	A2HP12		
Lims ID:	240-87740-B-13-A	Lab Sample ID:	240-87740-13		
Client ID:	G-SB-1762-00-01				
Operator ID:		ALS Bottle#:	47	Worklist Smp#:	13
Injection Vol:	1.0 uL	Dil. Factor:	1.0000		
Method:	PCB12IS	Limit Group:	GC 8082A IS		
Column:		Detector	GC ECD1A		

10 PCB-1260, CAS: 11096-82-5

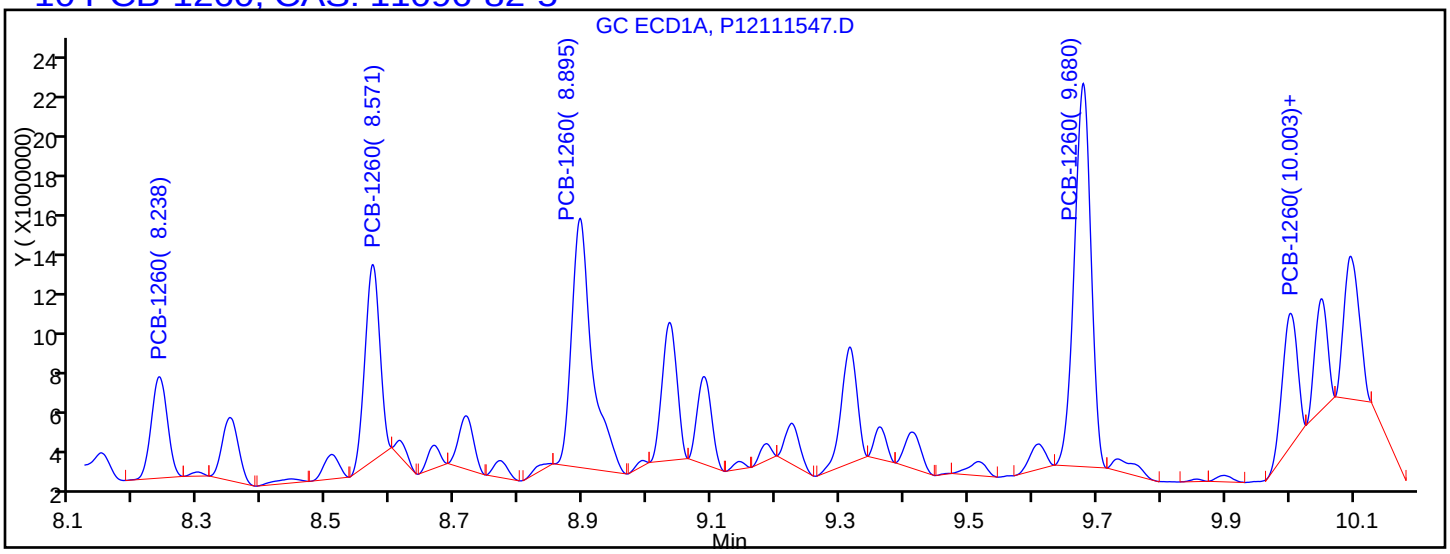

Processing Integration Results

8.238	Response = 8782754
8.571	Response = 15706730
8.895	Response = 27320518
9.680	Response = 34249313
10.003	Response = 10756453

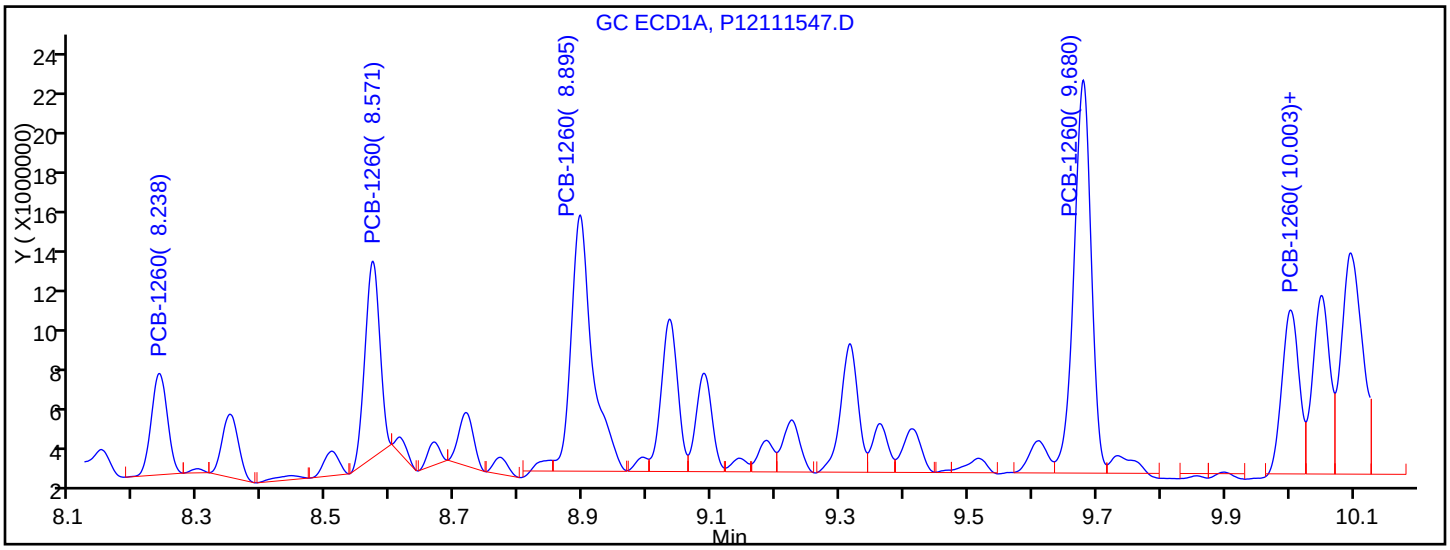

Manual Integration Results

8.238	Response = 8782754	
8.571	Response = 15706730	
8.895	Response = 29248589	M
9.680	Response = 36637833	M
10.003	Response = 15169595	M

Reviewer: hassl, 16-Nov-2017 06:24:15

Audit Action: Assigned New Baseline Audit Reason: Baseline Smoothing

Report Date: 17-Nov-2017 07:13:16 Chrom Revision: 2.2 13-Nov-2017 17:19:06

TestAmerica Canton

Data File: \\ChromNA\Canton\ChromData\A2HP12\20171116-70778.b\P12111672.D

Injection Date:	17-Nov-2017 05:39:27	Instrument ID:	A2HP12	Operator ID:	
Lims ID:	240-87740-B-15-A	Lab Sample ID:	240-87740-15	Worklist Smp#:	36
Client ID:	G-SB-1763-00-01				
Injection Vol:	1.0 uL	Dil. Factor:	5.0000	ALS Bottle#:	72
Method:	PCB12IS	Limit Group:	GC 8082A IS		

Y Scaling: Method Defined: Set to Absolute Y Value

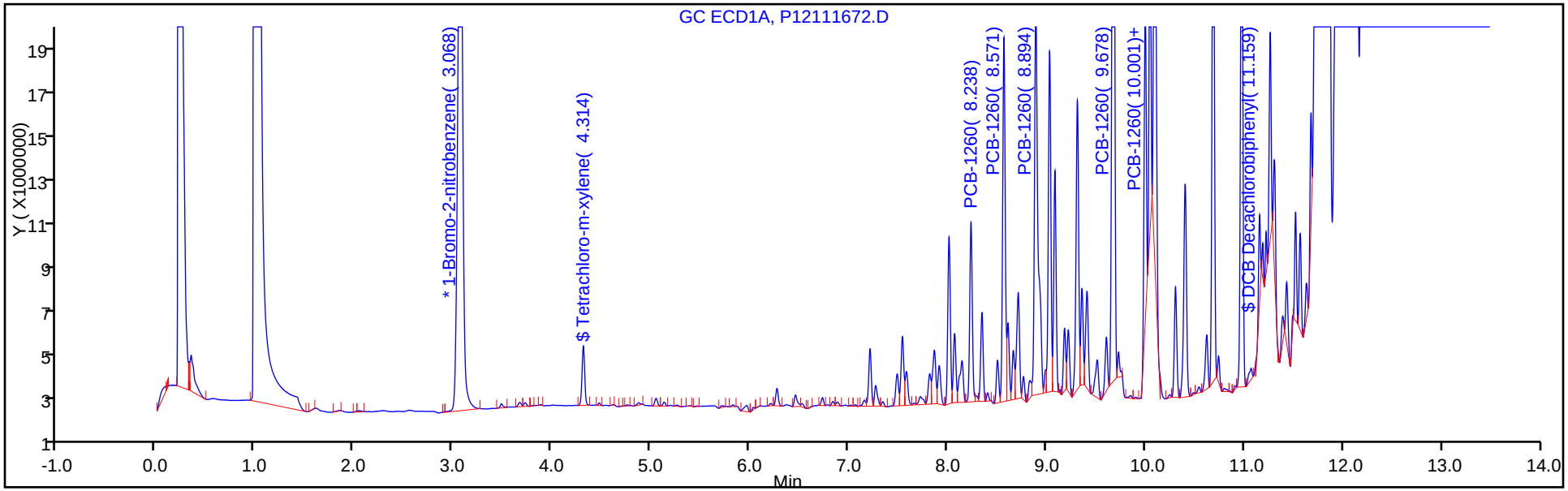

Y Scaling: Method Defined: Set to Absolute Y Value

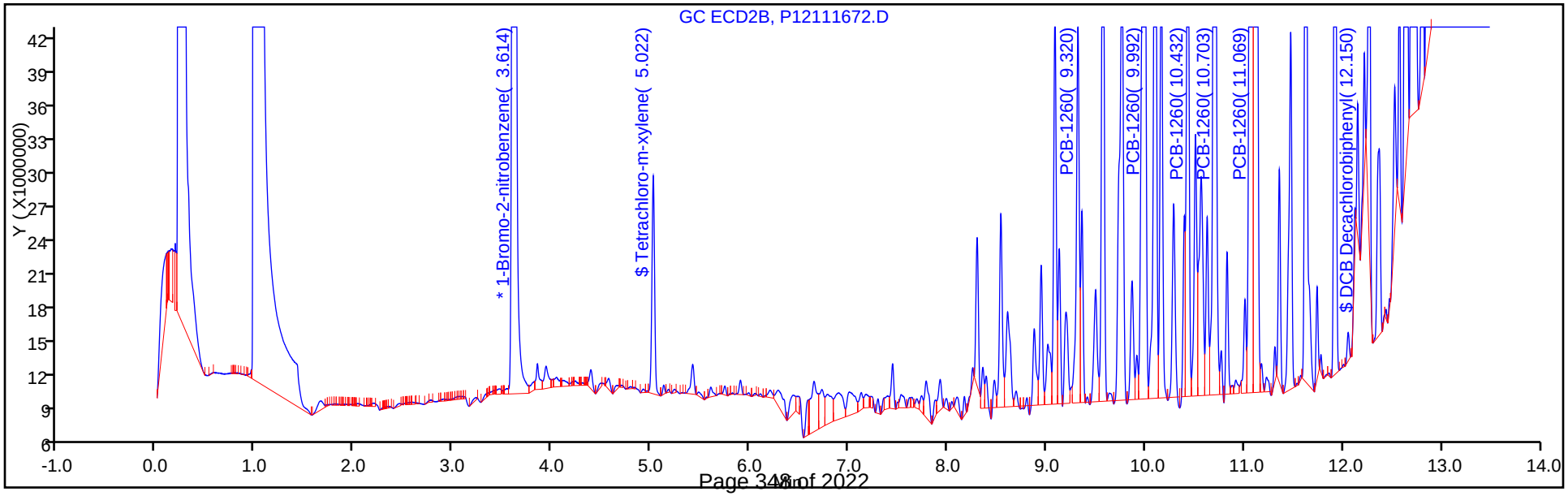

Report Date: 17-Nov-2017 07:13:17 Chrom Revision: 2.2 13-Nov-2017 17:19:06

TestAmerica Canton

Data File: \\ChromNA\Canton\ChromData\A2HP12\20171116-70778.b\P12111672.D

Injection Date:	17-Nov-2017 05:39:27	Instrument ID:	A2HP12
Lims ID:	240-87740-B-15-A	Lab Sample ID:	240-87740-15
Client ID:	G-SB-1763-00-01		
Operator ID:		ALS Bottle#:	72 Worklist Smp#: 36
Injection Vol:	1.0 uL	Dil. Factor:	5.0000
Method:	PCB12IS	Limit Group:	GC 8082A IS
Column:		Detector	GC ECD1A

10 PCB-1260, CAS: 11096-82-5

Calibration Sample, Level: 6

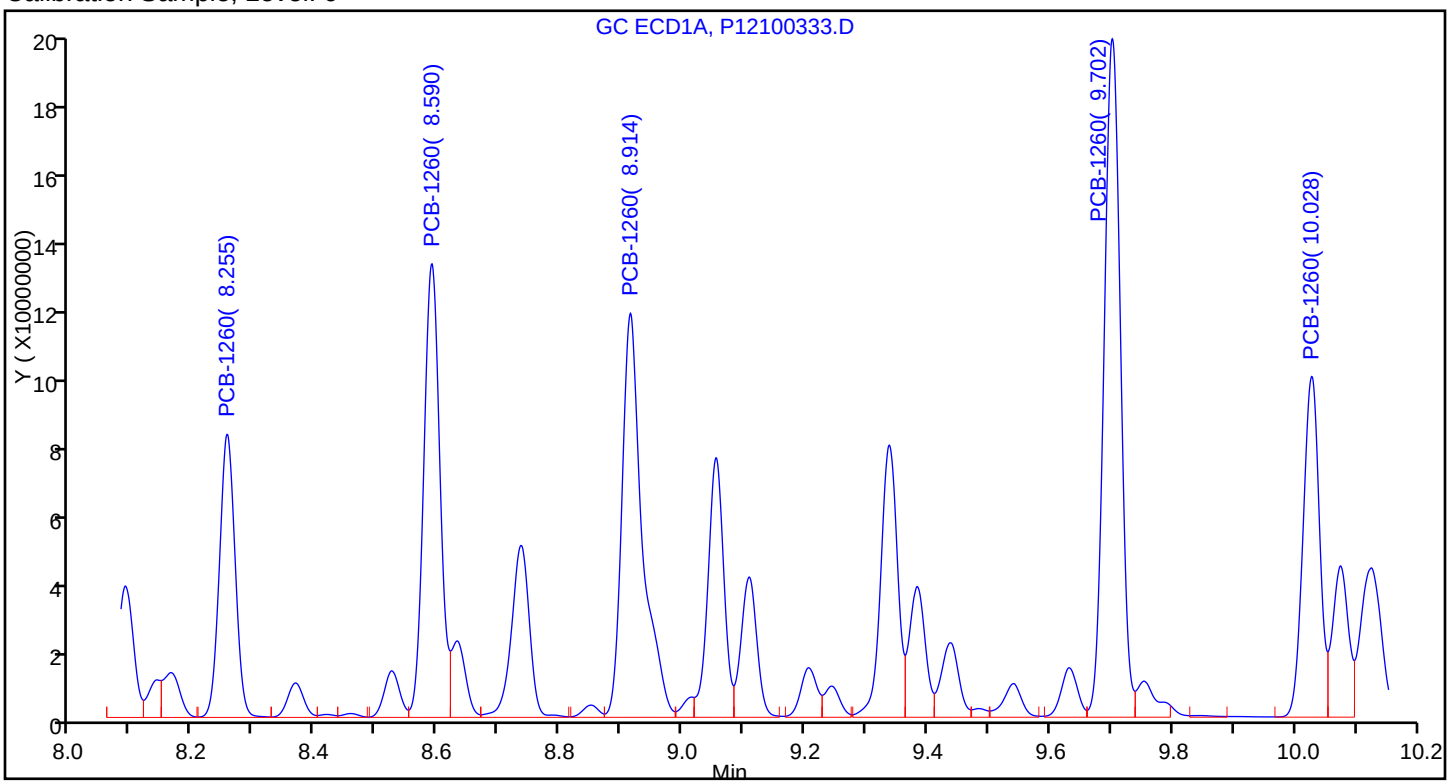

Sample

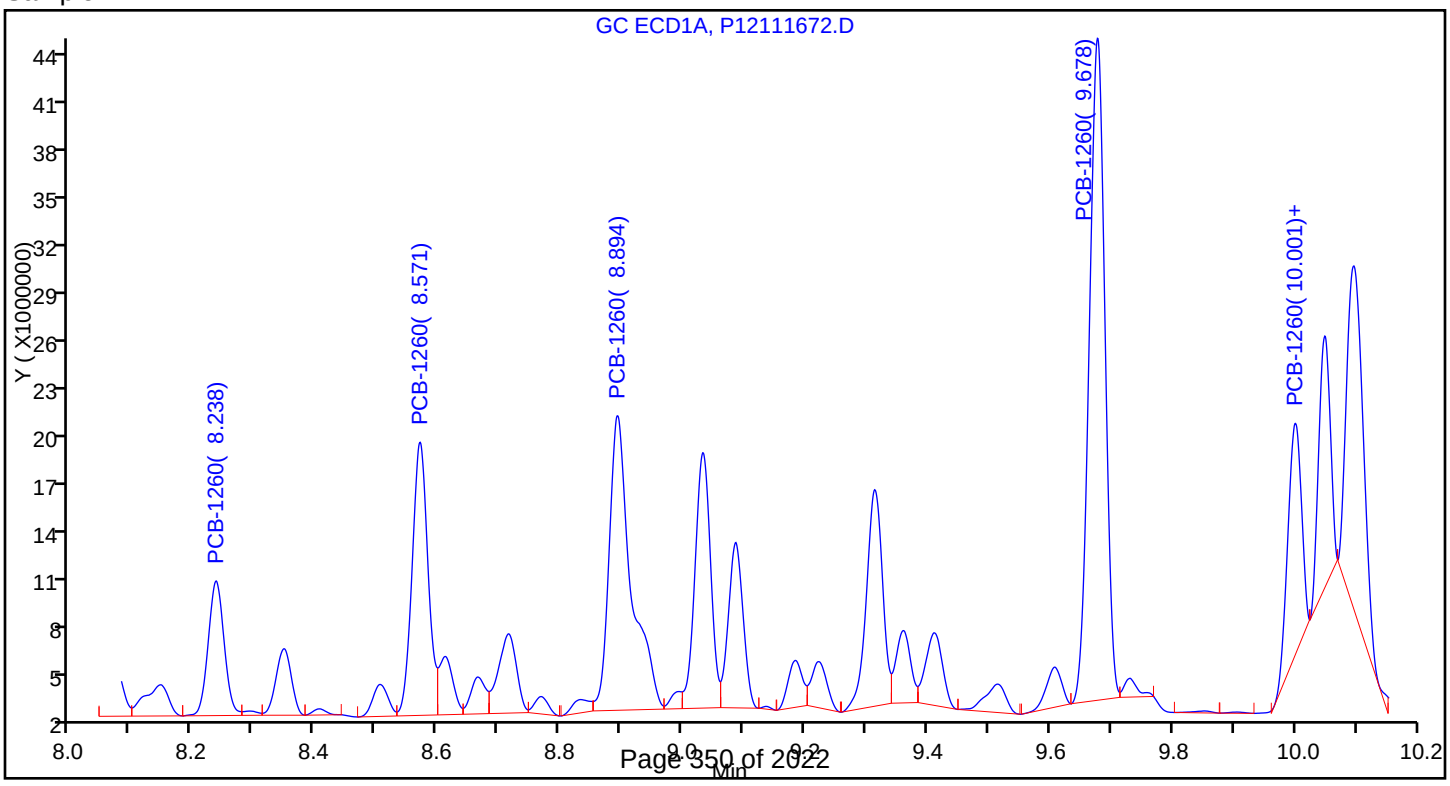

Report Date: 16-Nov-2017 07:02:52 Chrom Revision: 2.2 13-Nov-2017 17:19:06

TestAmerica Canton

Data File: \\ChromNA\Canton\ChromData\A2HP12\20171115-70726.b\P12111550.D

Injection Date:	15-Nov-2017 23:28:07	Instrument ID:	A2HP12	Operator ID:	
Lims ID:	240-87740-B-16-A	Lab Sample ID:	240-87740-16	Worklist Smp#:	16
Client ID:	D-SB-1764-00-01				
Injection Vol:	1.0 uL	Dil. Factor:	1.0000	ALS Bottle#:	50
Method:	PCB12IS	Limit Group:	GC 8082A IS		

Y Scaling: Method Defined: Set to Absolute Y Value

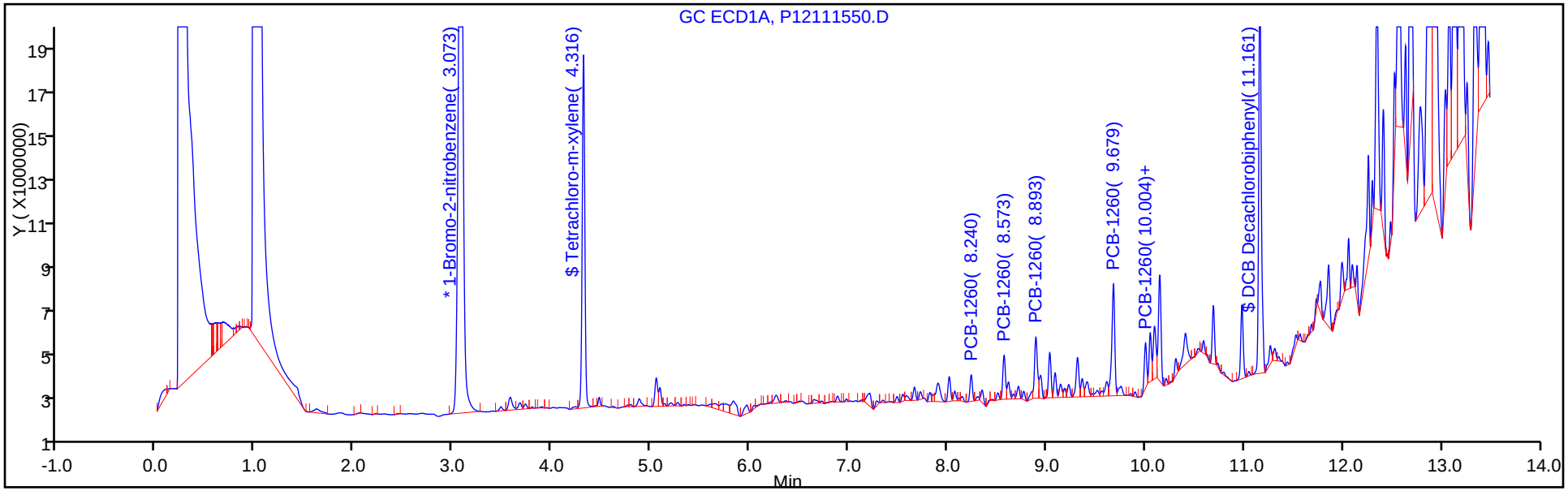

Y Scaling: Method Defined: Set to Absolute Y Value

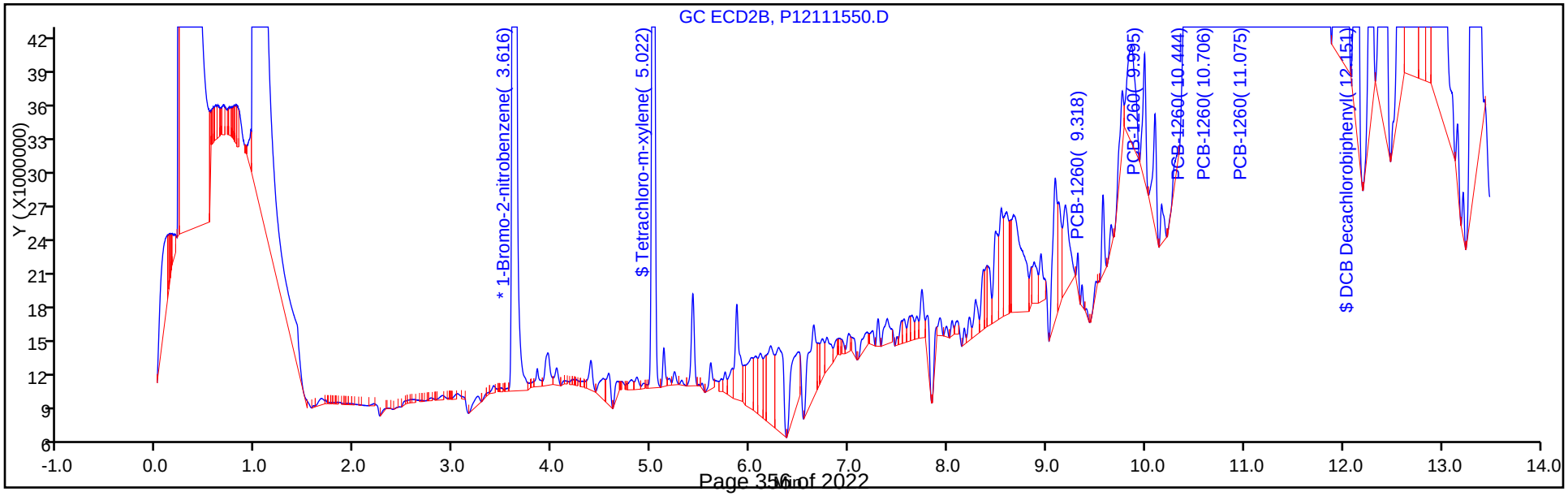

Report Date: 16-Nov-2017 07:02:53 Chrom Revision: 2.2 13-Nov-2017 17:19:06

TestAmerica Canton

Data File: \\ChromNA\Canton\ChromData\A2HP12\20171115-70726.b\P12111550.D

Injection Date:	15-Nov-2017 23:28:07	Instrument ID:	A2HP12
Lims ID:	240-87740-B-16-A	Lab Sample ID:	240-87740-16
Client ID:	D-SB-1764-00-01		
Operator ID:		ALS Bottle#:	50 Worklist Smp#: 16
Injection Vol:	1.0 uL	Dil. Factor:	1.0000
Method:	PCB12IS	Limit Group:	GC 8082A IS
Column:		Detector	GC ECD1A

10 PCB-1260, CAS: 11096-82-5

Calibration Sample, Level: 6

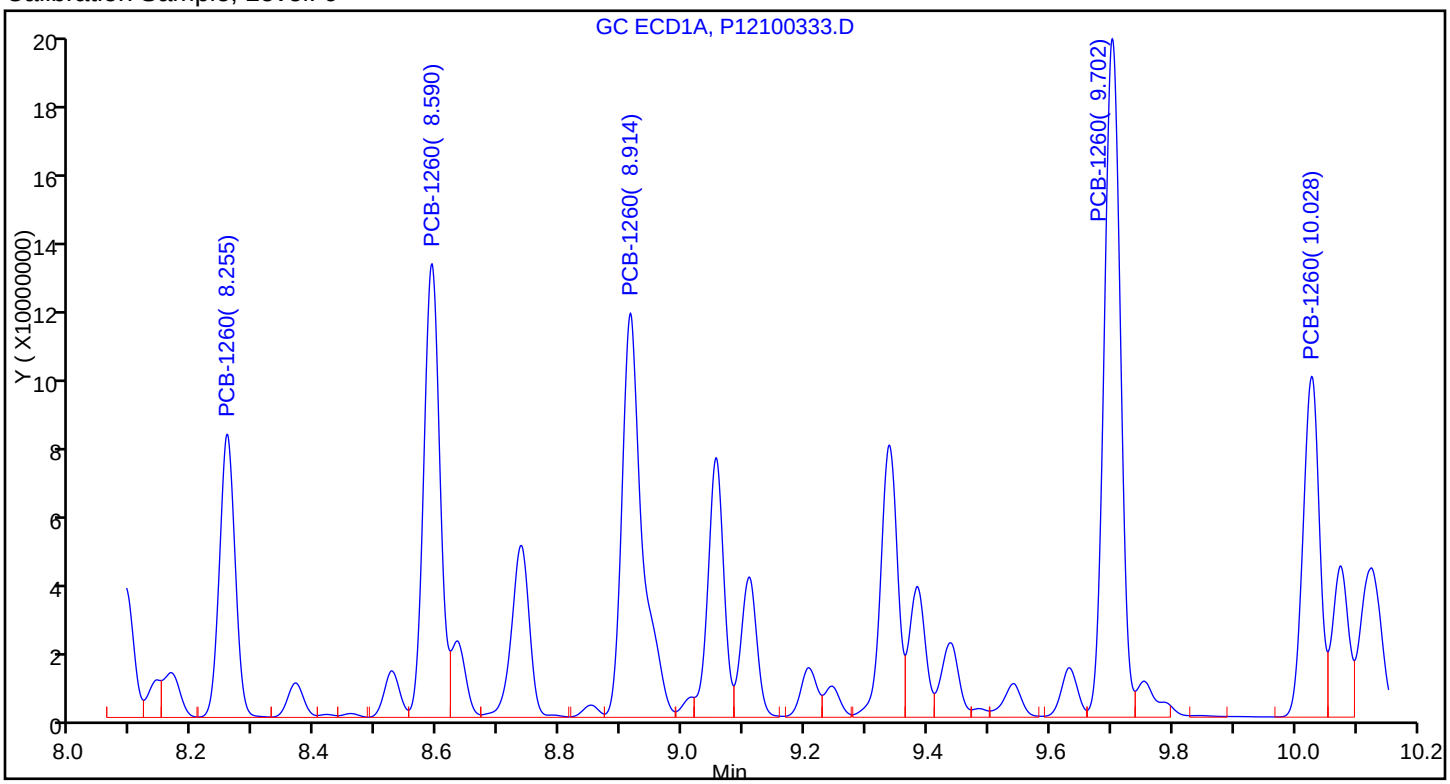

Sample

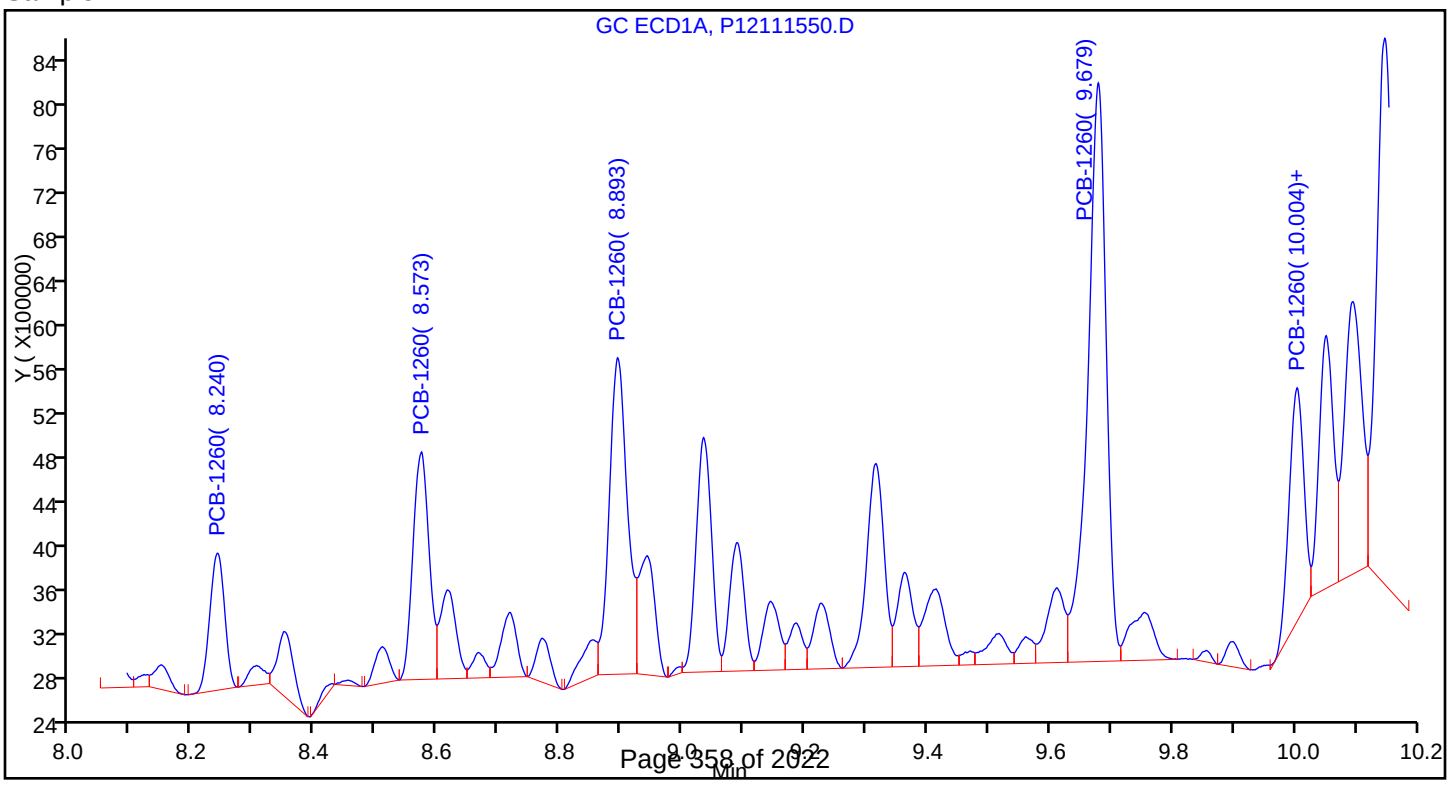

Report Date: 16-Nov-2017 07:02:57 Chrom Revision: 2.2 13-Nov-2017 17:19:06

TestAmerica Canton

Data File: \\ChromNA\Canton\ChromData\A2HP12\20171115-70726.b\P12111551.D

Injection Date:	15-Nov-2017 23:45:48	Instrument ID:	A2HP12	Operator ID:	
Lims ID:	240-87740-B-18-A	Lab Sample ID:	240-87740-18	Worklist Smp#:	17
Client ID:	D-SB-1765-00-01				
Injection Vol:	1.0 uL	Dil. Factor:	1.0000	ALS Bottle#:	51
Method:	PCB12IS	Limit Group:	GC 8082A IS		

Y Scaling: Method Defined: Set to Absolute Y Value

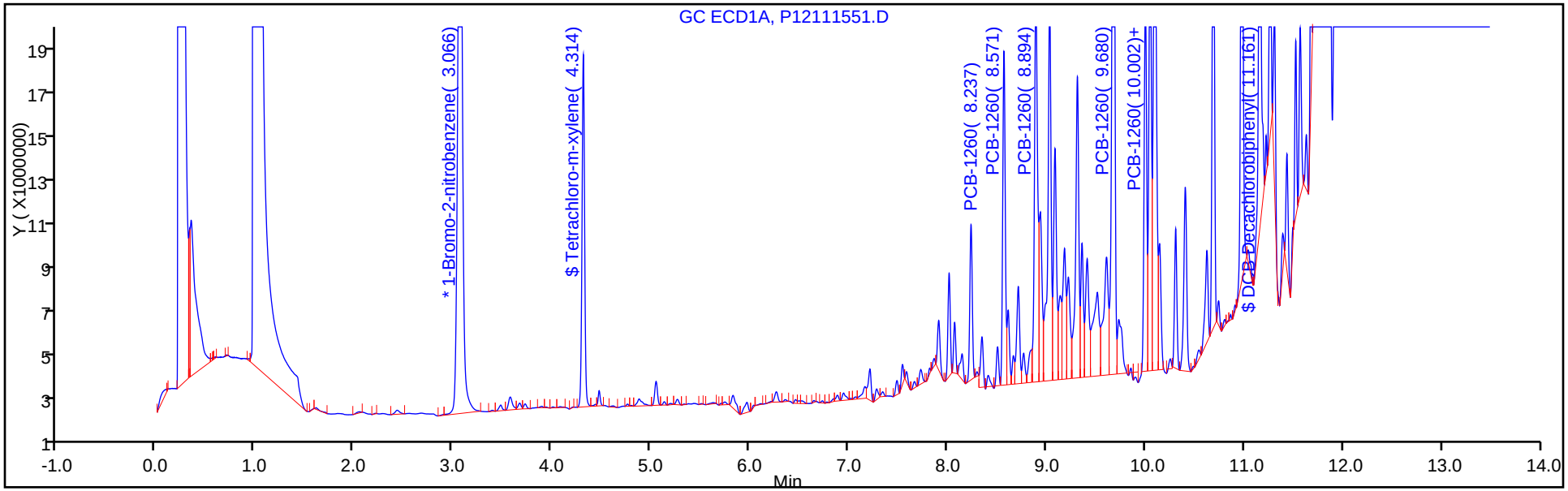

Y Scaling: Method Defined: Set to Absolute Y Value

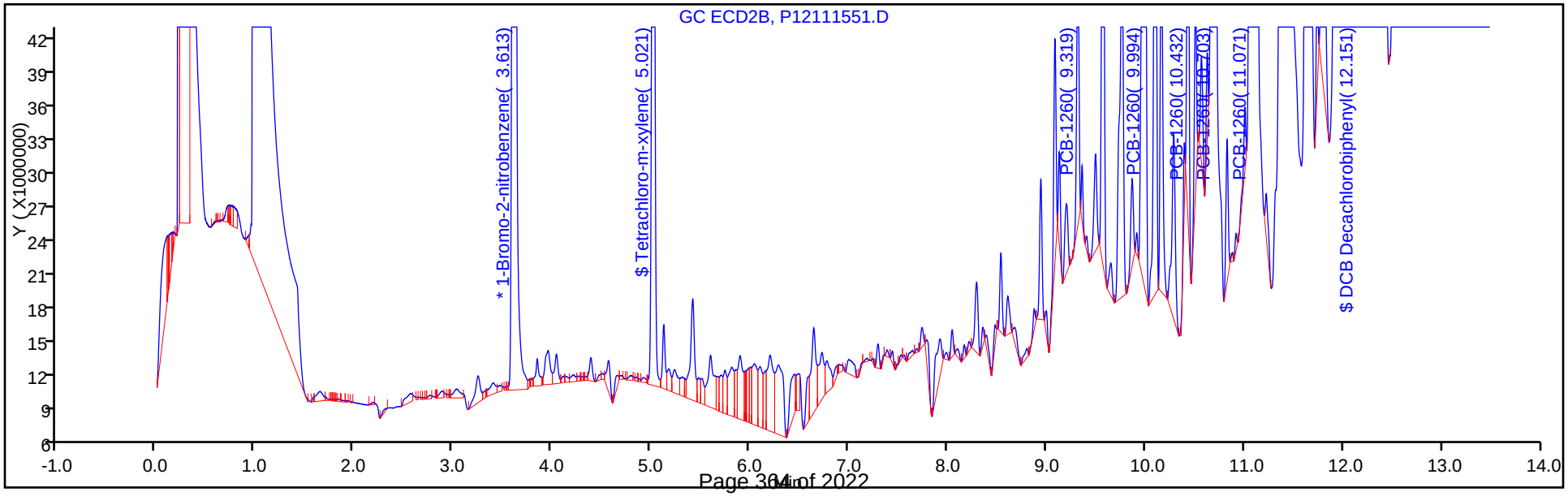

Report Date: 16-Nov-2017 07:02:57 Chrom Revision: 2.2 13-Nov-2017 17:19:06

TestAmerica Canton

Data File: \\ChromNA\Canton\ChromData\A2HP12\20171115-70726.b\P12111551.D

Injection Date:	15-Nov-2017 23:45:48	Instrument ID:	A2HP12
Lims ID:	240-87740-B-18-A	Lab Sample ID:	240-87740-18
Client ID:	D-SB-1765-00-01		
Operator ID:		ALS Bottle#:	51 Worklist Smp#: 17
Injection Vol:	1.0 uL	Dil. Factor:	1.0000
Method:	PCB12IS	Limit Group:	GC 8082A IS
Column:		Detector	GC ECD1A

10 PCB-1260, CAS: 11096-82-5

Calibration Sample, Level: 6

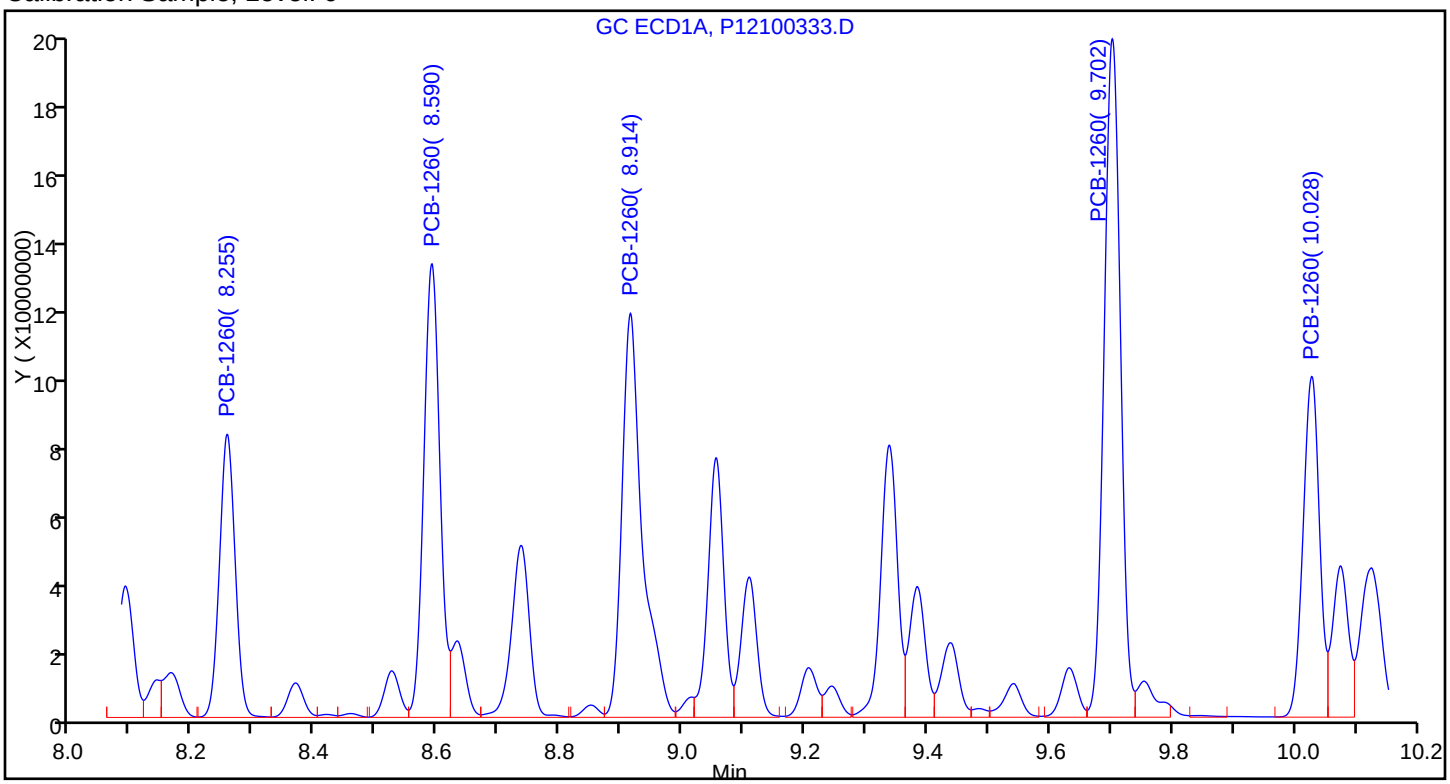

Sample

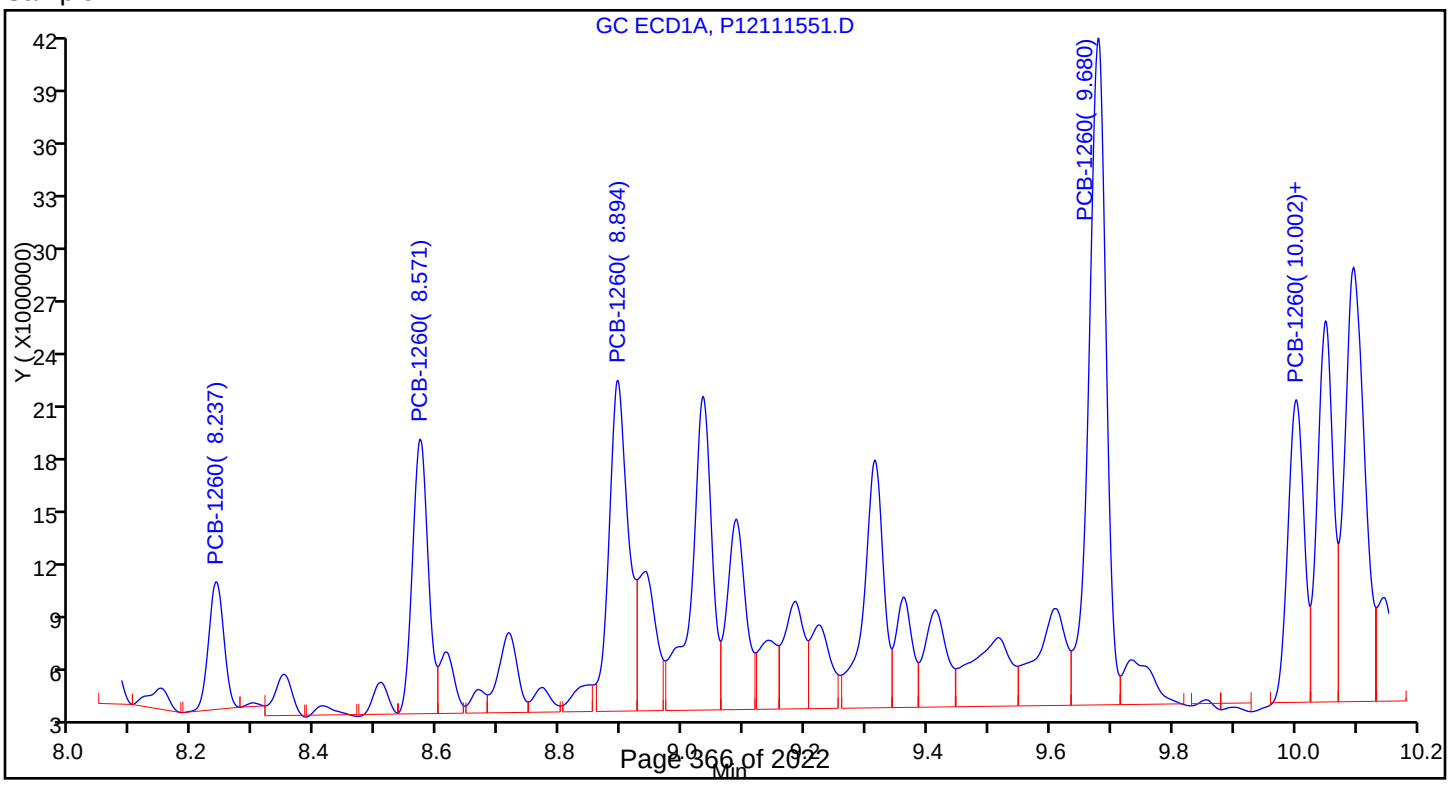

Report Date: 16-Nov-2017 07:02:58 Chrom Revision: 2.2 13-Nov-2017 17:19:06

TestAmerica Canton

Data File: \\ChromNA\Canton\ChromData\A2HP12\20171115-70726.b\P12111551.D

Injection Date:	15-Nov-2017 23:45:48	Instrument ID:	A2HP12		
Lims ID:	240-87740-B-18-A	Lab Sample ID:	240-87740-18		
Client ID:	D-SB-1765-00-01				
Operator ID:		ALS Bottle#:	51	Worklist Smp#:	17
Injection Vol:	1.0 uL	Dil. Factor:	1.0000		
Method:	PCB12IS	Limit Group:	GC 8082A IS		
Column:		Detector	GC ECD1A		

10 PCB-1260, CAS: 11096-82-5

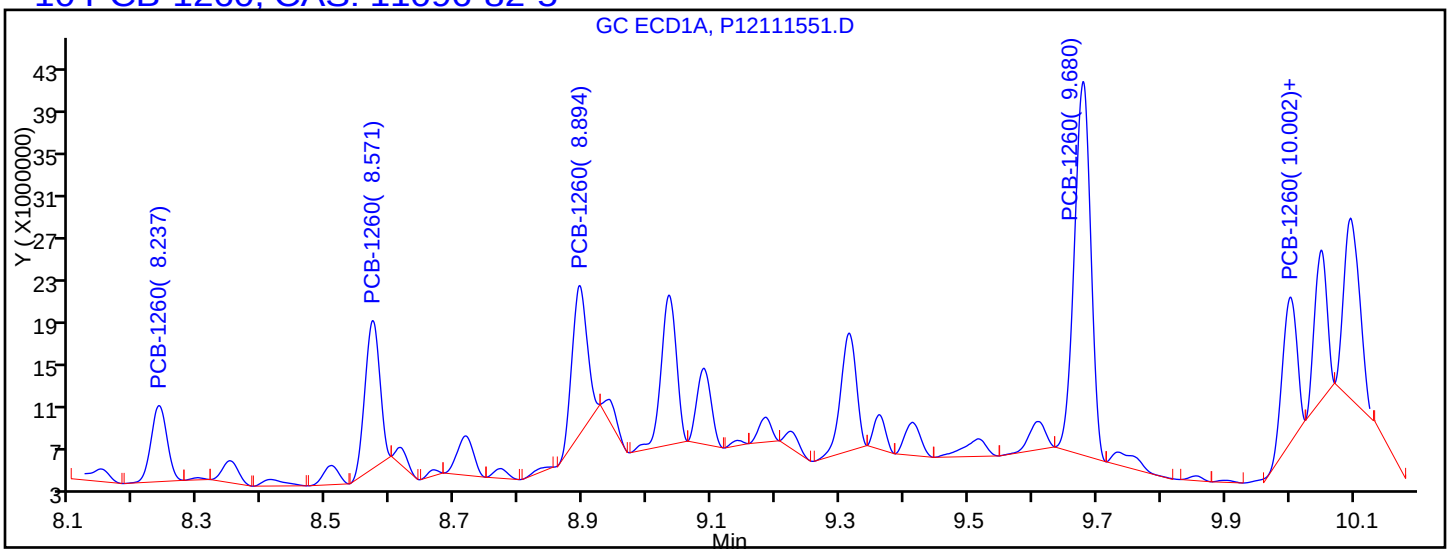

Processing Integration Results

8.237	Response = 12496910
8.571	Response = 22655150
8.894	Response = 23066445
9.680	Response = 63086330
10.002	Response = 21889431

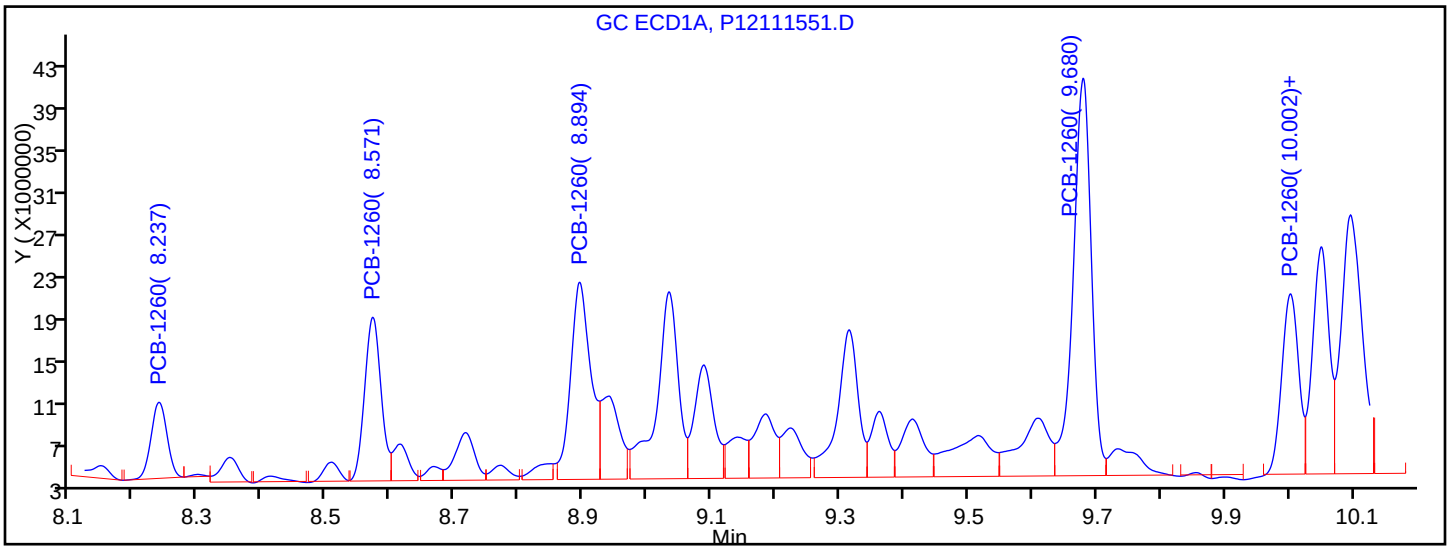

Manual Integration Results

8.237	Response = 12496910	
8.571	Response = 27839386	M
8.894	Response = 40786155	M
9.680	Response = 74246986	M
10.002	Response = 31411039	M

Reviewer: hassl, 16-Nov-2017 06:28:51

Audit Action: Assigned New Baseline Audit Reason: Baseline Smoothing

Report Date: 20-Nov-2017 08:10:47 Chrom Revision: 2.2 13-Nov-2017 17:19:06

TestAmerica Canton

Data File: \\ChromNA\Canton\ChromData\A2HP10\20171117-70819.b\P10111724.D

Injection Date:	17-Nov-2017 21:49:22	Instrument ID:	A2HP10	Operator ID:	
Lims ID:	240-87740-B-20-A	Lab Sample ID:	240-87740-20	Worklist Smp#:	24
Client ID:	D-SB-1766-00-01				
Injection Vol:	1.0 uL	Dil. Factor:	1.0000	ALS Bottle#:	24
Method:	PCB10 IS	Limit Group:	GC 8082A IS		

Y Scaling: Method Defined: Set to Absolute Y Value

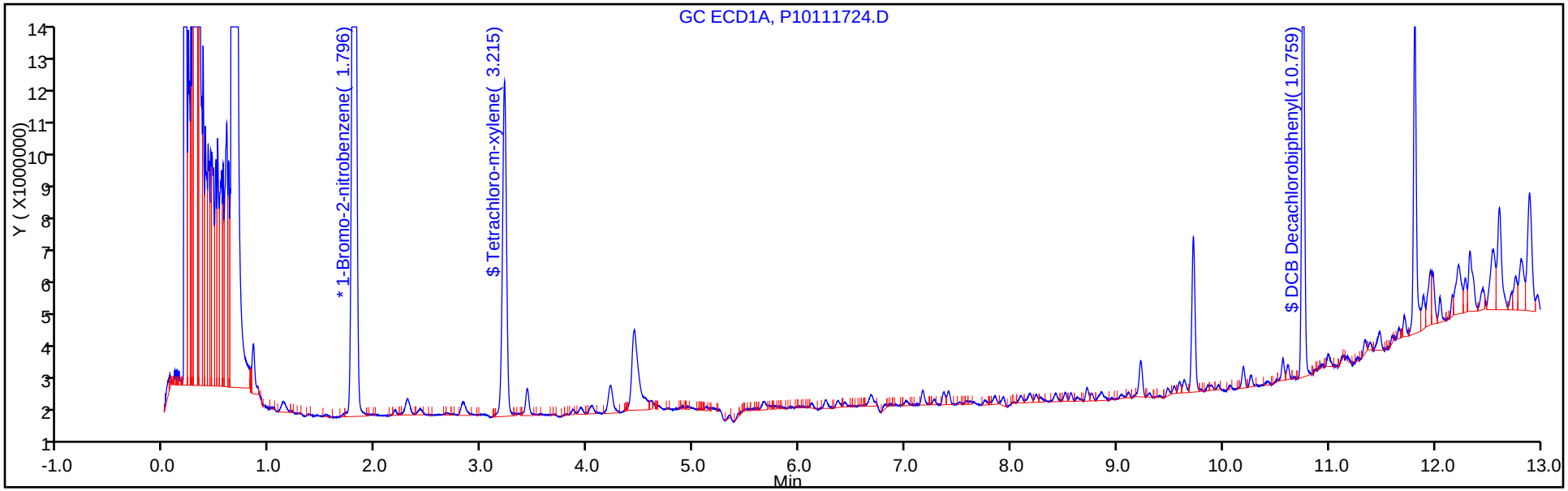

Y Scaling: Method Defined: Set to Absolute Y Value

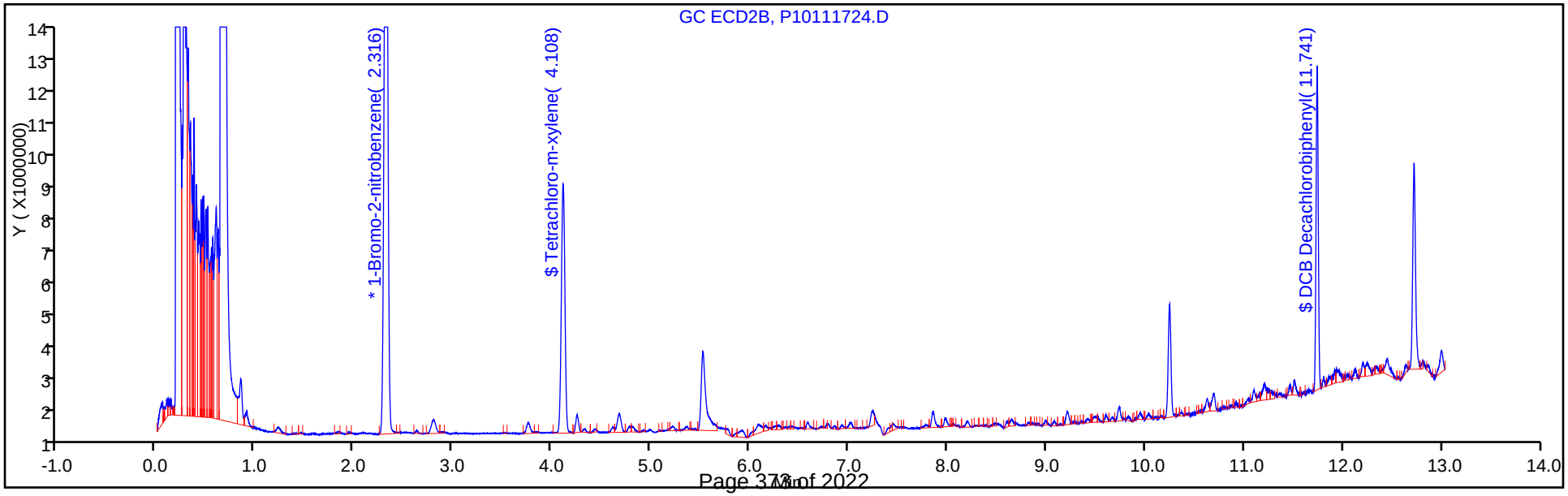

Report Date: 16-Nov-2017 07:03:03 Chrom Revision: 2.2 13-Nov-2017 17:19:06

TestAmerica Canton

Data File: \\ChromNA\Canton\ChromData\A2HP12\20171115-70726.b\P12111553.D

Injection Date:	16-Nov-2017 00:21:15	Instrument ID:	A2HP12	Operator ID:	
Lims ID:	240-87740-B-22-A	Lab Sample ID:	240-87740-22	Worklist Smp#:	19
Client ID:	D-SB-1767-00-01				
Injection Vol:	1.0 uL	Dil. Factor:	1.0000	ALS Bottle#:	53
Method:	PCB12IS	Limit Group:	GC 8082A IS		

Y Scaling: Method Defined: Set to Absolute Y Value

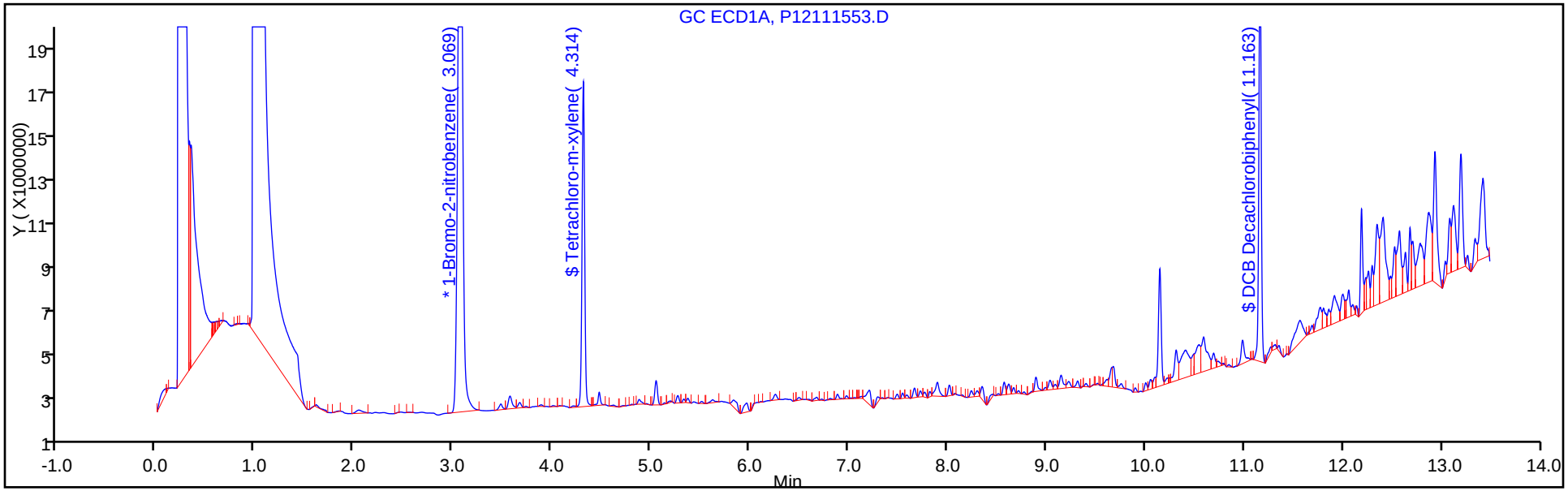

Y Scaling: Method Defined: Set to Absolute Y Value

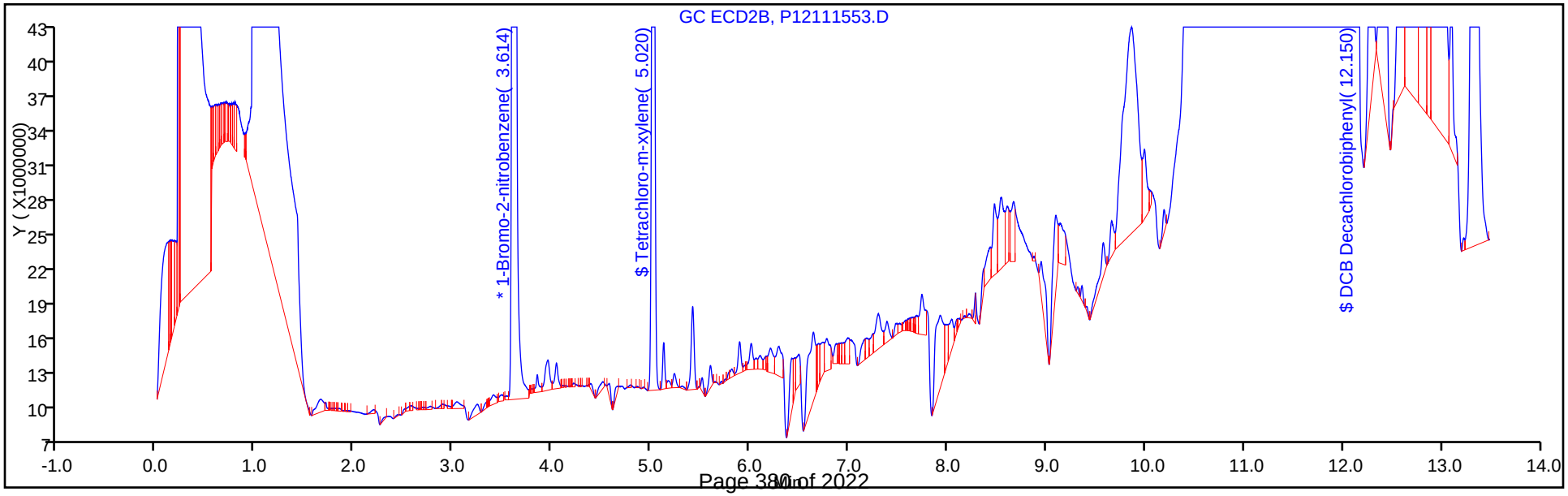

Report Date: 16-Nov-2017 07:03:06 Chrom Revision: 2.2 13-Nov-2017 17:19:06

TestAmerica Canton

Data File: \\ChromNA\Canton\ChromData\A2HP12\20171115-70726.b\P12111554.D

Injection Date:	16-Nov-2017 00:38:54	Instrument ID:	A2HP12	Operator ID:	
Lims ID:	240-87740-B-24-A	Lab Sample ID:	240-87740-24	Worklist Smp#:	20
Client ID:	D-SB-1768-00-01				
Injection Vol:	1.0 uL	Dil. Factor:	1.0000	ALS Bottle#:	54
Method:	PCB12IS	Limit Group:	GC 8082A IS		

Y Scaling: Method Defined: Set to Absolute Y Value

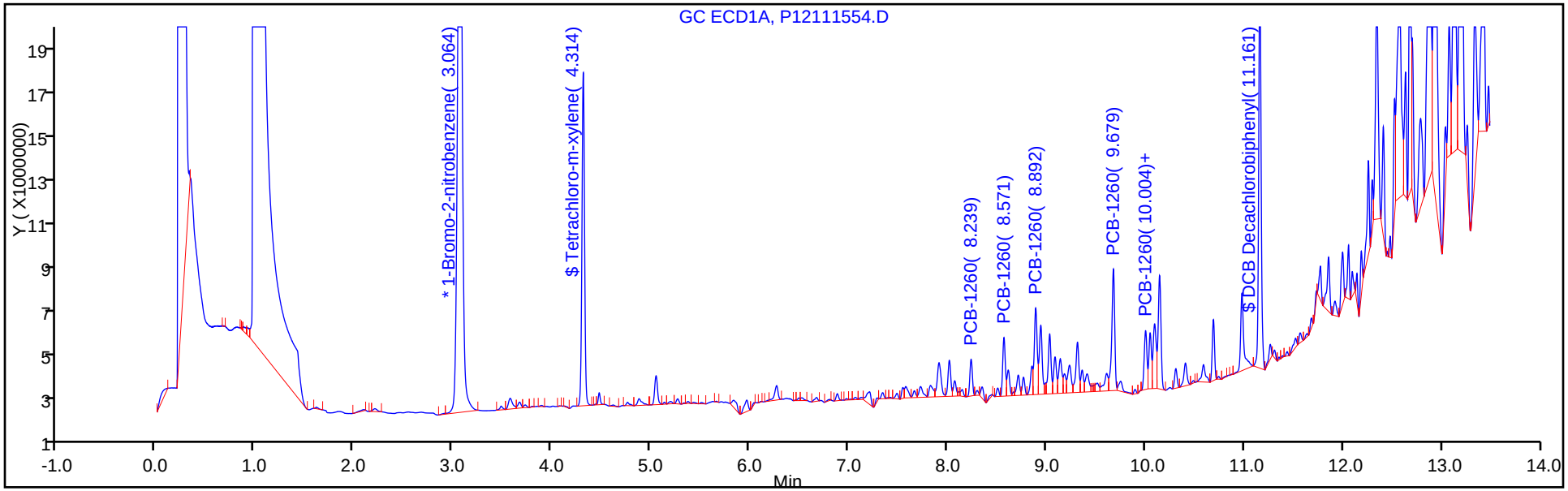

Y Scaling: Method Defined: Set to Absolute Y Value

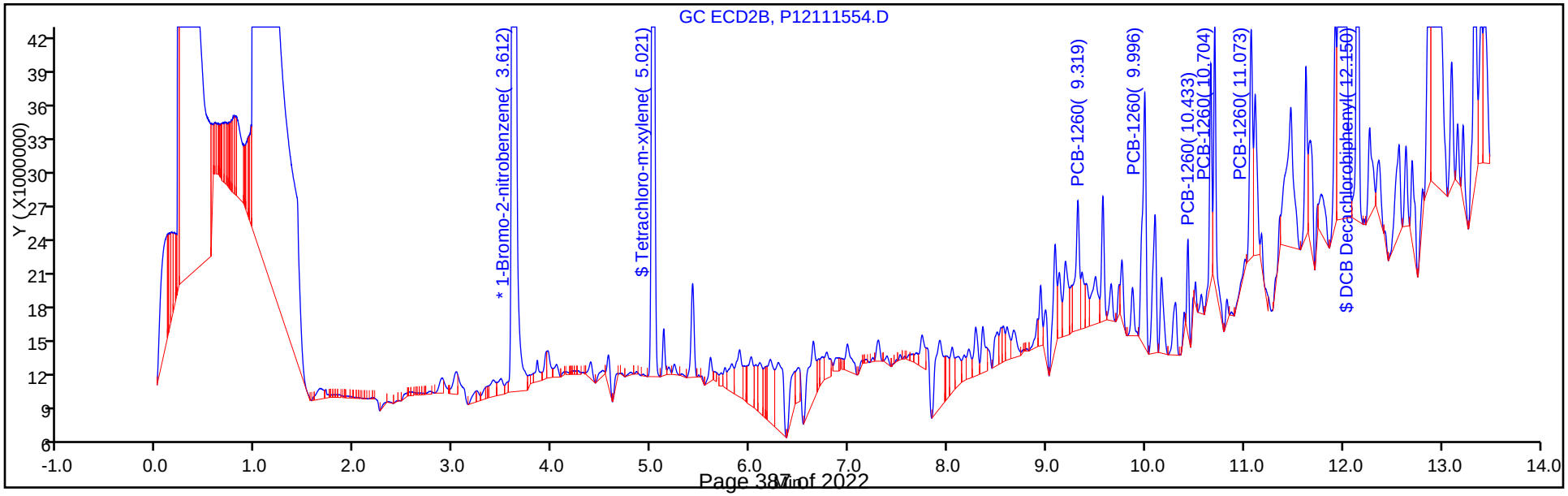

Report Date: 16-Nov-2017 07:03:06 Chrom Revision: 2.2 13-Nov-2017 17:19:06

TestAmerica Canton

Data File: \\ChromNA\Canton\ChromData\A2HP12\20171115-70726.b\P12111554.D

Injection Date:	16-Nov-2017 00:38:54	Instrument ID:	A2HP12
Lims ID:	240-87740-B-24-A	Lab Sample ID:	240-87740-24
Client ID:	D-SB-1768-00-01		
Operator ID:		ALS Bottle#:	54 Worklist Smp#: 20
Injection Vol:	1.0 uL	Dil. Factor:	1.0000
Method:	PCB12IS	Limit Group:	GC 8082A IS
Column:		Detector	GC ECD1A

10 PCB-1260, CAS: 11096-82-5

Calibration Sample, Level: 6

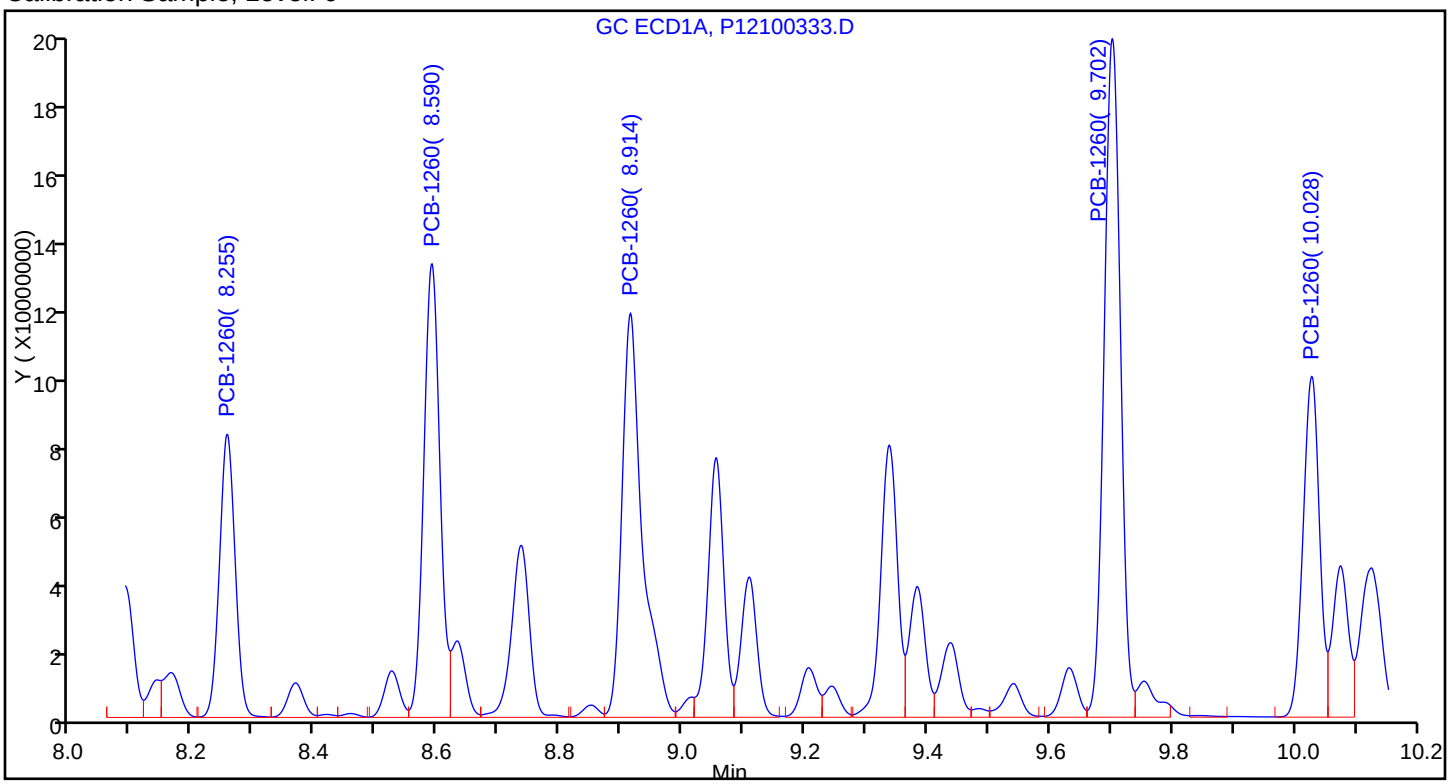

Sample

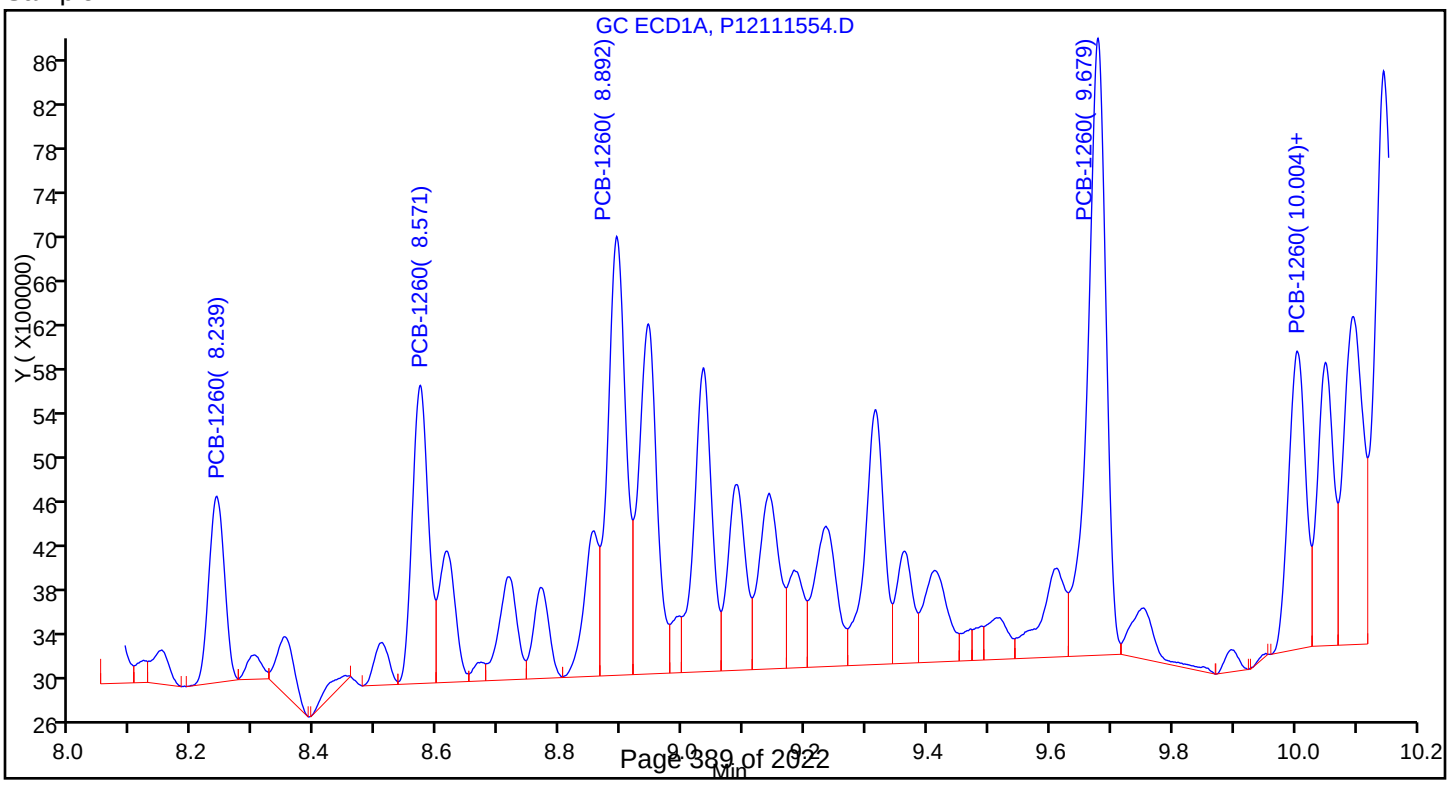

Report Date: 16-Nov-2017 07:03:10 Chrom Revision: 2.2 13-Nov-2017 17:19:06

TestAmerica Canton

Data File: \\ChromNA\Canton\ChromData\A2HP12\20171115-70726.b\P12111555.D

Injection Date:	16-Nov-2017 00:56:36	Instrument ID:	A2HP12	Operator ID:	
Lims ID:	240-87740-B-26-A	Lab Sample ID:	240-87740-26	Worklist Smp#:	21
Client ID:	D-SB-1769-00-01				
Injection Vol:	1.0 uL	Dil. Factor:	1.0000	ALS Bottle#:	55
Method:	PCB12IS	Limit Group:	GC 8082A IS		

Y Scaling: Method Defined: Set to Absolute Y Value

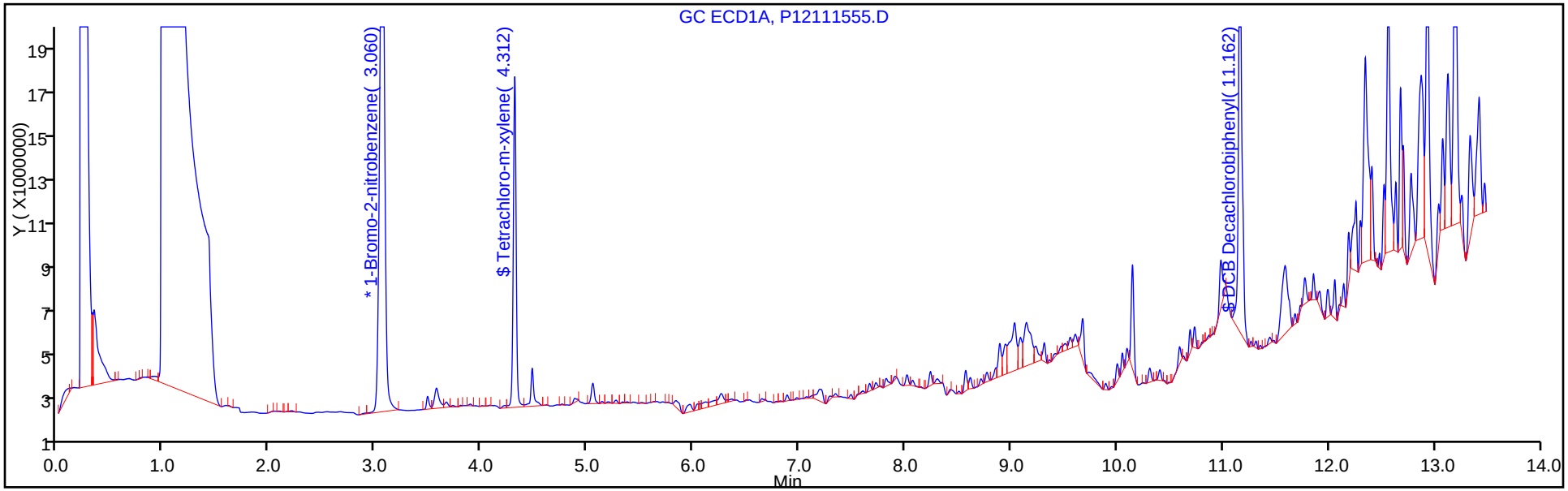

Y Scaling: Method Defined: Set to Absolute Y Value

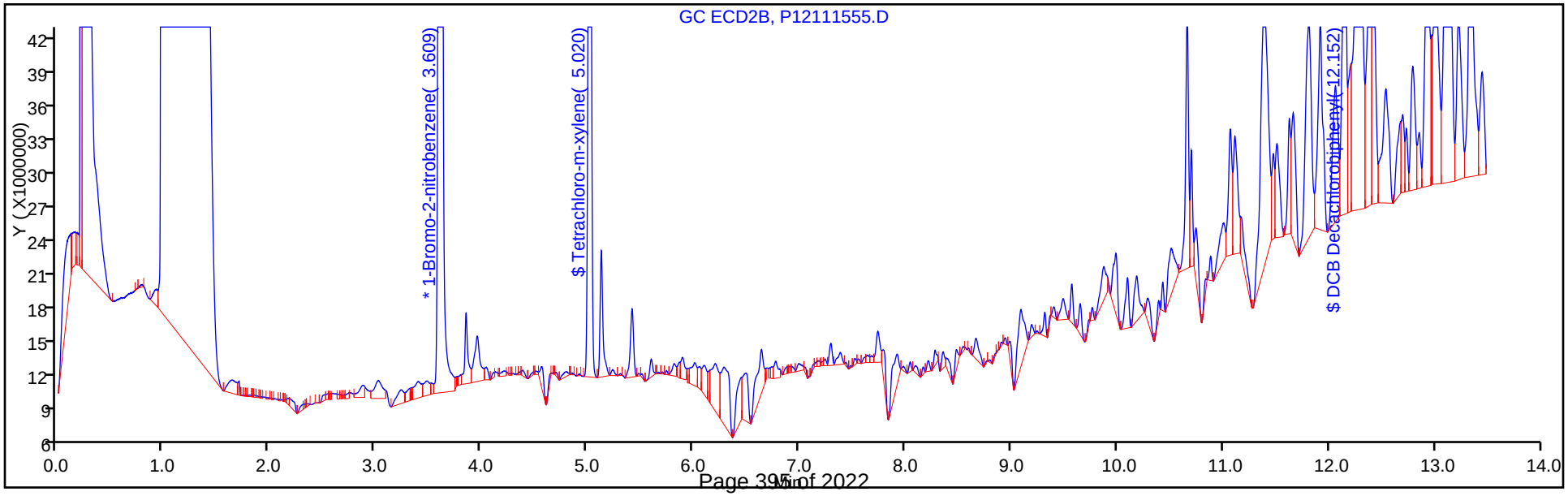

Report Date: 16-Nov-2017 07:03:13 Chrom Revision: 2.2 13-Nov-2017 17:19:06

TestAmerica Canton

Data File: \\ChromNA\Canton\ChromData\A2HP12\20171115-70726.b\P12111556.D

Injection Date:	16-Nov-2017 01:14:14	Instrument ID:	A2HP12	Operator ID:	
Lims ID:	240-87740-B-28-A	Lab Sample ID:	240-87740-28	Worklist Smp#:	22
Client ID:	D-SB-1770-00-01				
Injection Vol:	1.0 uL	Dil. Factor:	1.0000	ALS Bottle#:	56
Method:	PCB12IS	Limit Group:	GC 8082A IS		

Y Scaling: Method Defined: Set to Absolute Y Value

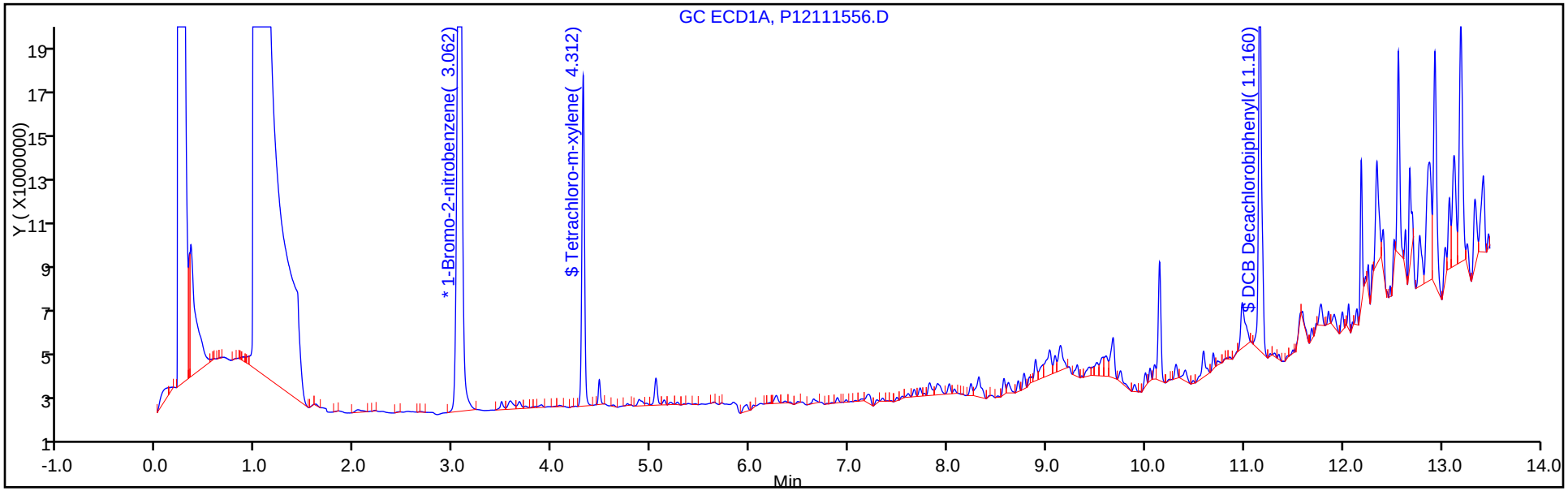

Y Scaling: Method Defined: Set to Absolute Y Value

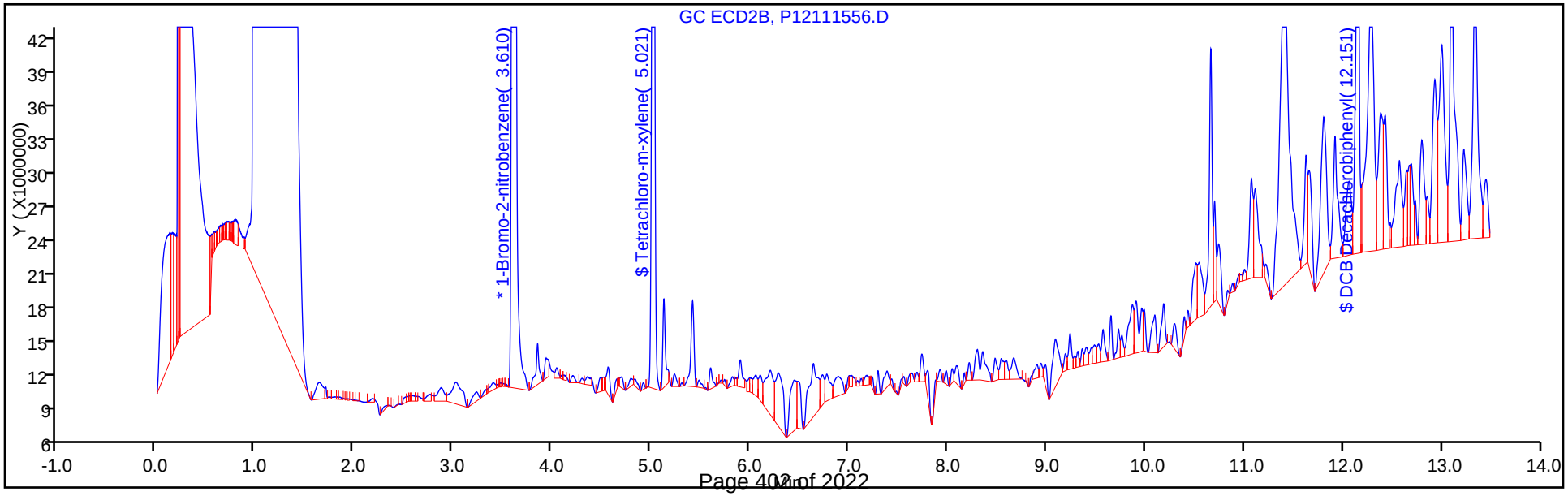

Report Date: 16-Nov-2017 07:03:15 Chrom Revision: 2.2 13-Nov-2017 17:19:06

TestAmerica Canton

Data File: \\ChromNA\Canton\ChromData\A2HP12\20171115-70726.b\P12111557.D

Injection Date:	16-Nov-2017 01:32:00	Instrument ID:	A2HP12	Operator ID:	
Lims ID:	240-87740-B-30-A	Lab Sample ID:	240-87740-30	Worklist Smp#:	23
Client ID:	CPP-SB-1771-00-01				
Injection Vol:	1.0 uL	Dil. Factor:	1.0000	ALS Bottle#:	57
Method:	PCB12IS	Limit Group:	GC 8082A IS		

Y Scaling: Method Defined: Set to Absolute Y Value

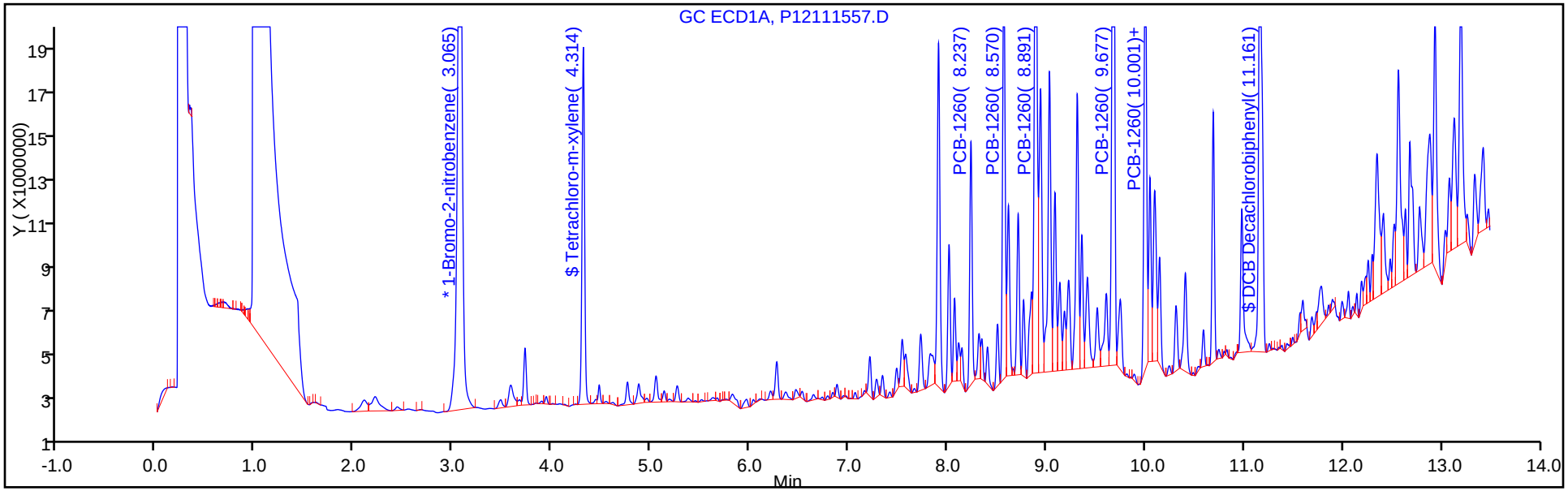

Y Scaling: Method Defined: Set to Absolute Y Value

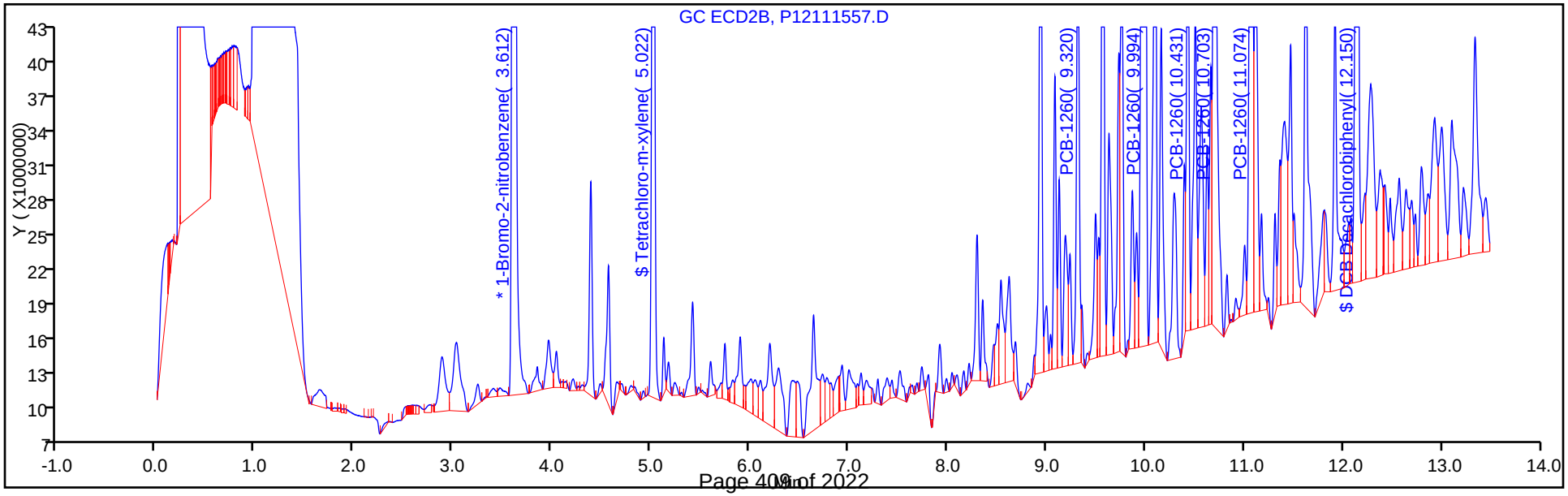

Report Date: 16-Nov-2017 07:03:16 Chrom Revision: 2.2 13-Nov-2017 17:19:06

TestAmerica Canton

Data File: \\ChromNA\Canton\ChromData\A2HP12\20171115-70726.b\P12111557.D

Injection Date:	16-Nov-2017 01:32:00	Instrument ID:	A2HP12		
Lims ID:	240-87740-B-30-A	Lab Sample ID:	240-87740-30		
Client ID:	CPP-SB-1771-00-01				
Operator ID:		ALS Bottle#:	57	Worklist Smp#:	23
Injection Vol:	1.0 uL	Dil. Factor:	1.0000		
Method:	PCB12IS	Limit Group:	GC 8082A IS		
Column:		Detector	GC ECD1A		

10 PCB-1260, CAS: 11096-82-5

Calibration Sample, Level: 6

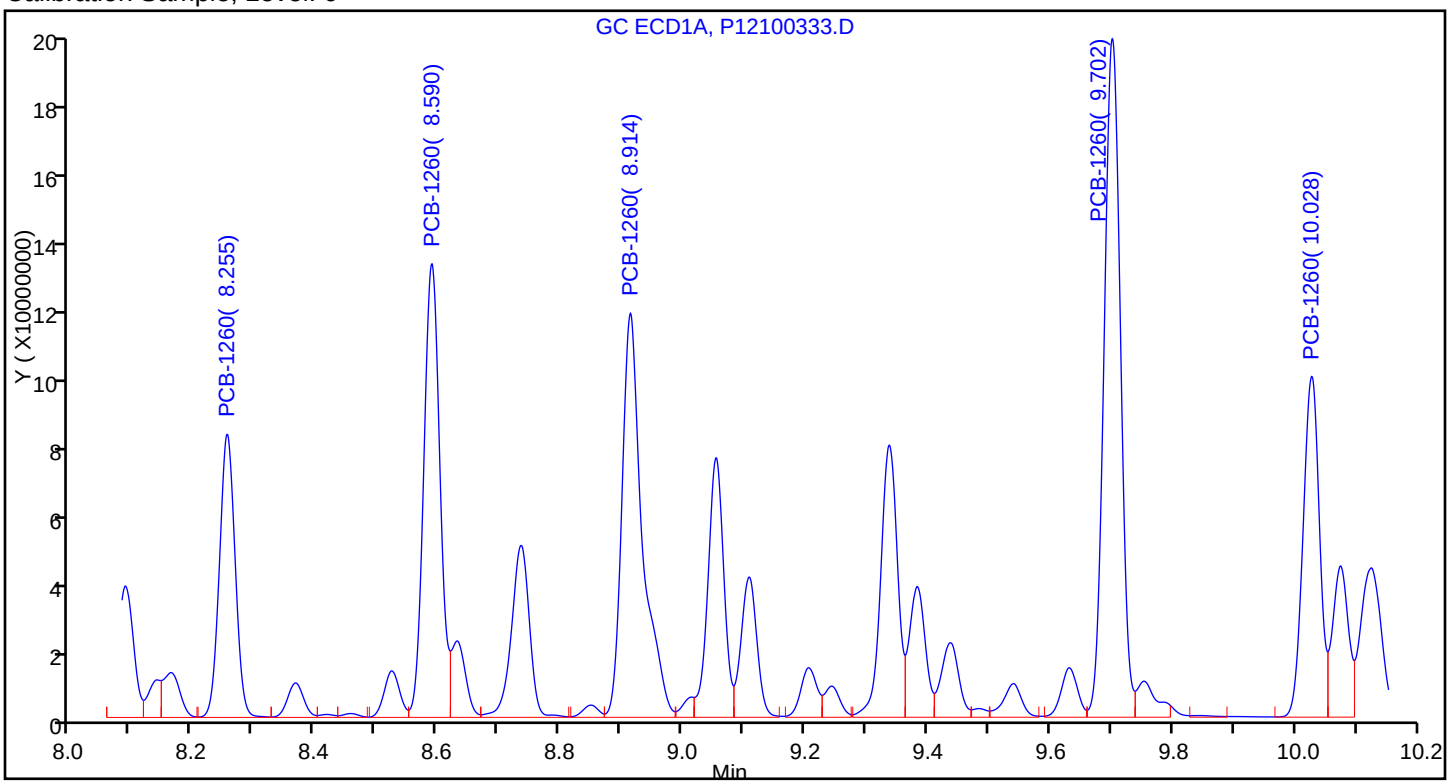

Sample

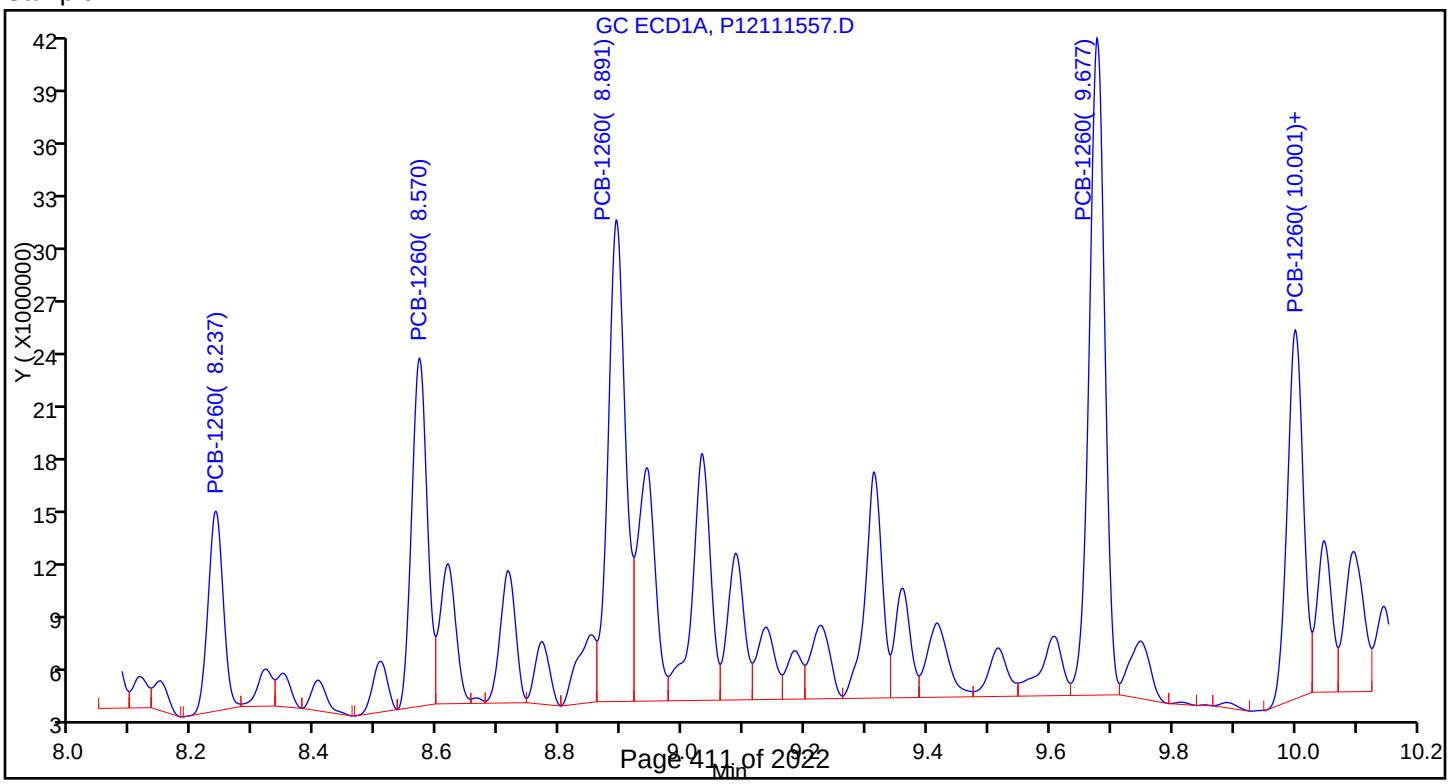

Report Date: 16-Nov-2017 07:03:19 Chrom Revision: 2.2 13-Nov-2017 17:19:06

TestAmerica Canton

Data File: \\ChromNA\Canton\ChromData\A2HP12\20171115-70726.b\P12111558.D

Injection Date:	16-Nov-2017 01:49:39	Instrument ID:	A2HP12	Operator ID:	
Lims ID:	240-87740-B-32-A	Lab Sample ID:	240-87740-32	Worklist Smp#:	24
Client ID:	CPP-SB-1772-00-01				
Injection Vol:	1.0 uL	Dil. Factor:	1.0000	ALS Bottle#:	58
Method:	PCB12IS	Limit Group:	GC 8082A IS		

Y Scaling: Method Defined: Set to Absolute Y Value

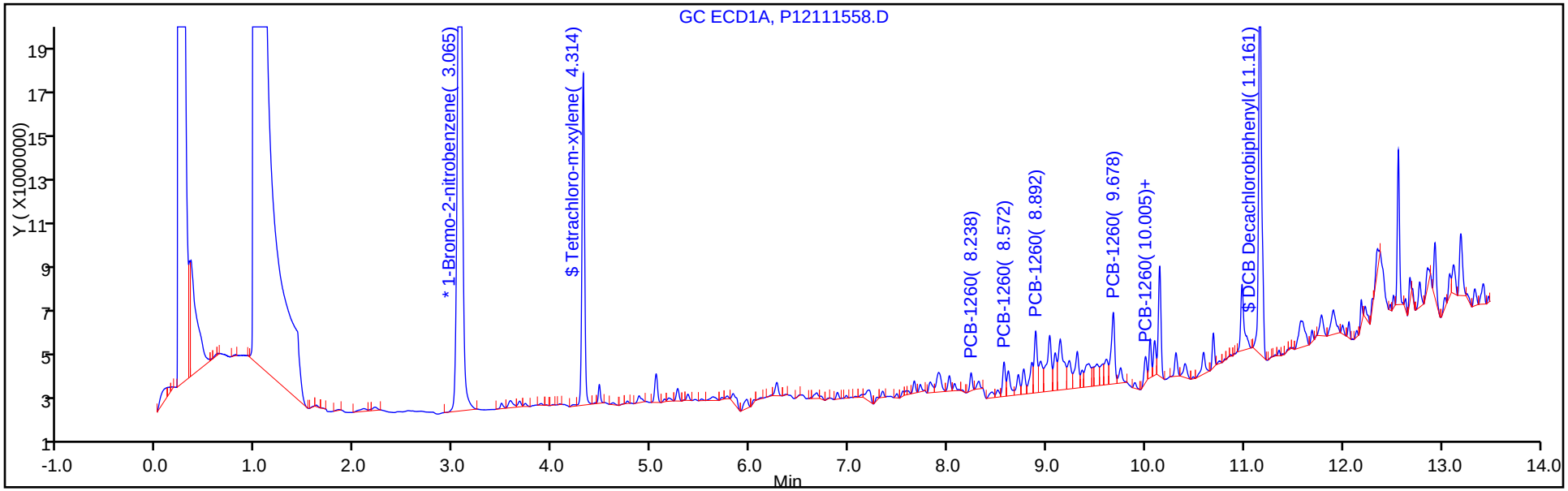

Y Scaling: Method Defined: Set to Absolute Y Value

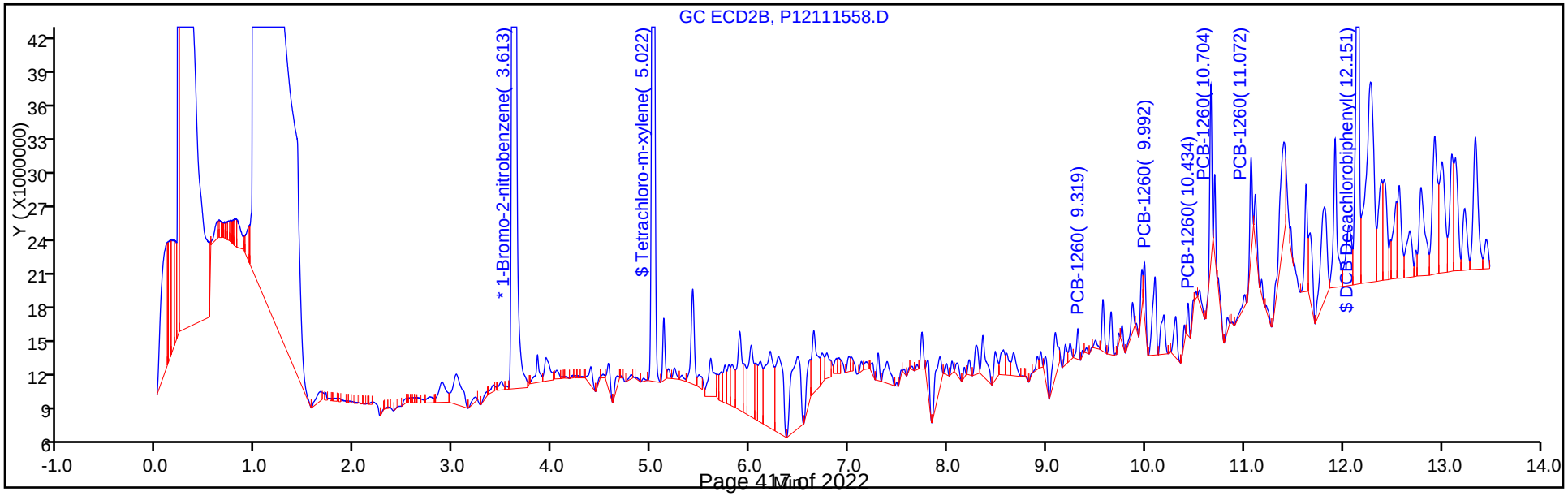

Report Date: 16-Nov-2017 07:03:20 Chrom Revision: 2.2 13-Nov-2017 17:19:06

TestAmerica Canton

Data File: \\ChromNA\Canton\ChromData\A2HP12\20171115-70726.b\P12111558.D

Injection Date:	16-Nov-2017 01:49:39	Instrument ID:	A2HP12		
Lims ID:	240-87740-B-32-A	Lab Sample ID:	240-87740-32		
Client ID:	CPP-SB-1772-00-01				
Operator ID:		ALS Bottle#:	58	Worklist Smp#:	24
Injection Vol:	1.0 uL	Dil. Factor:	1.0000		
Method:	PCB12IS	Limit Group:	GC 8082A IS		
Column:		Detector	GC ECD1A		

10 PCB-1260, CAS: 11096-82-5

Calibration Sample, Level: 6

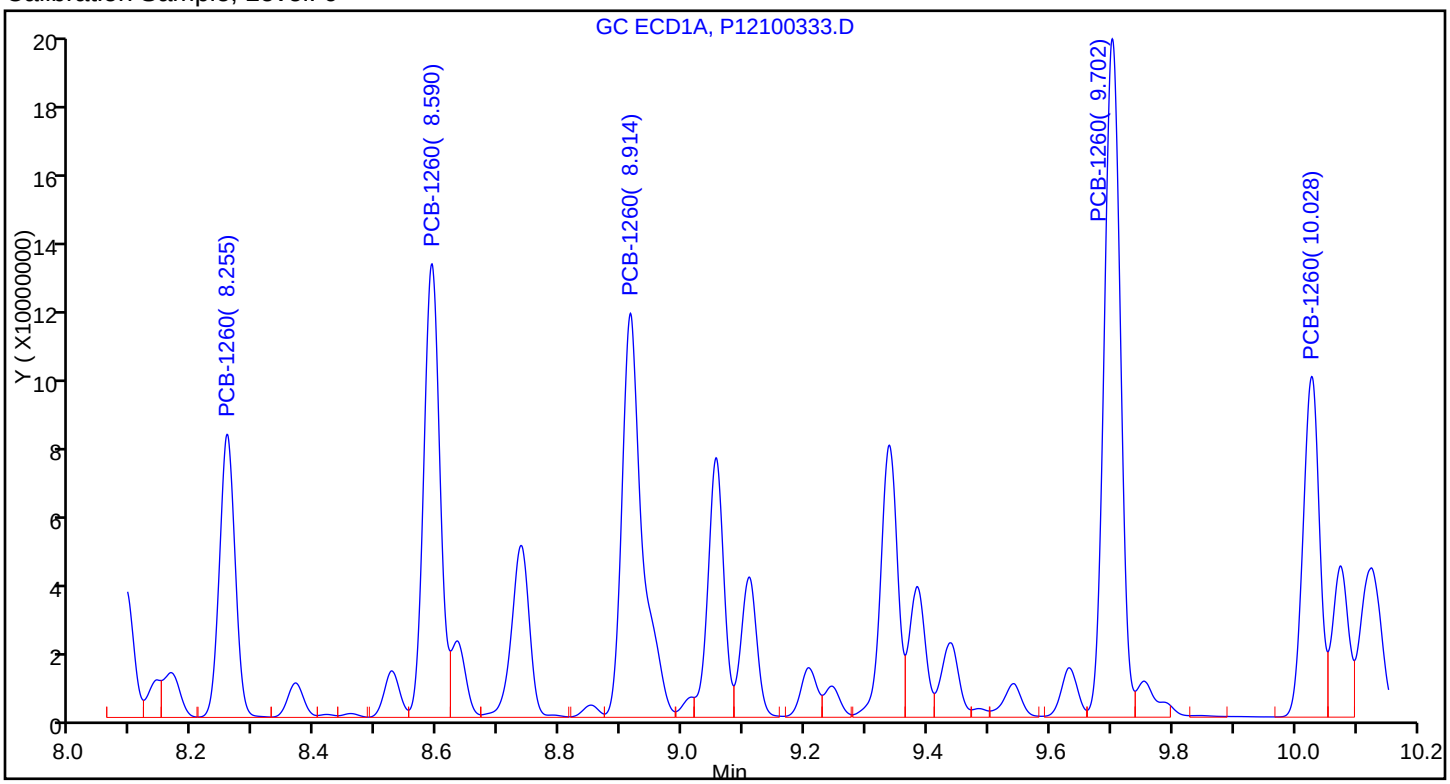

Sample

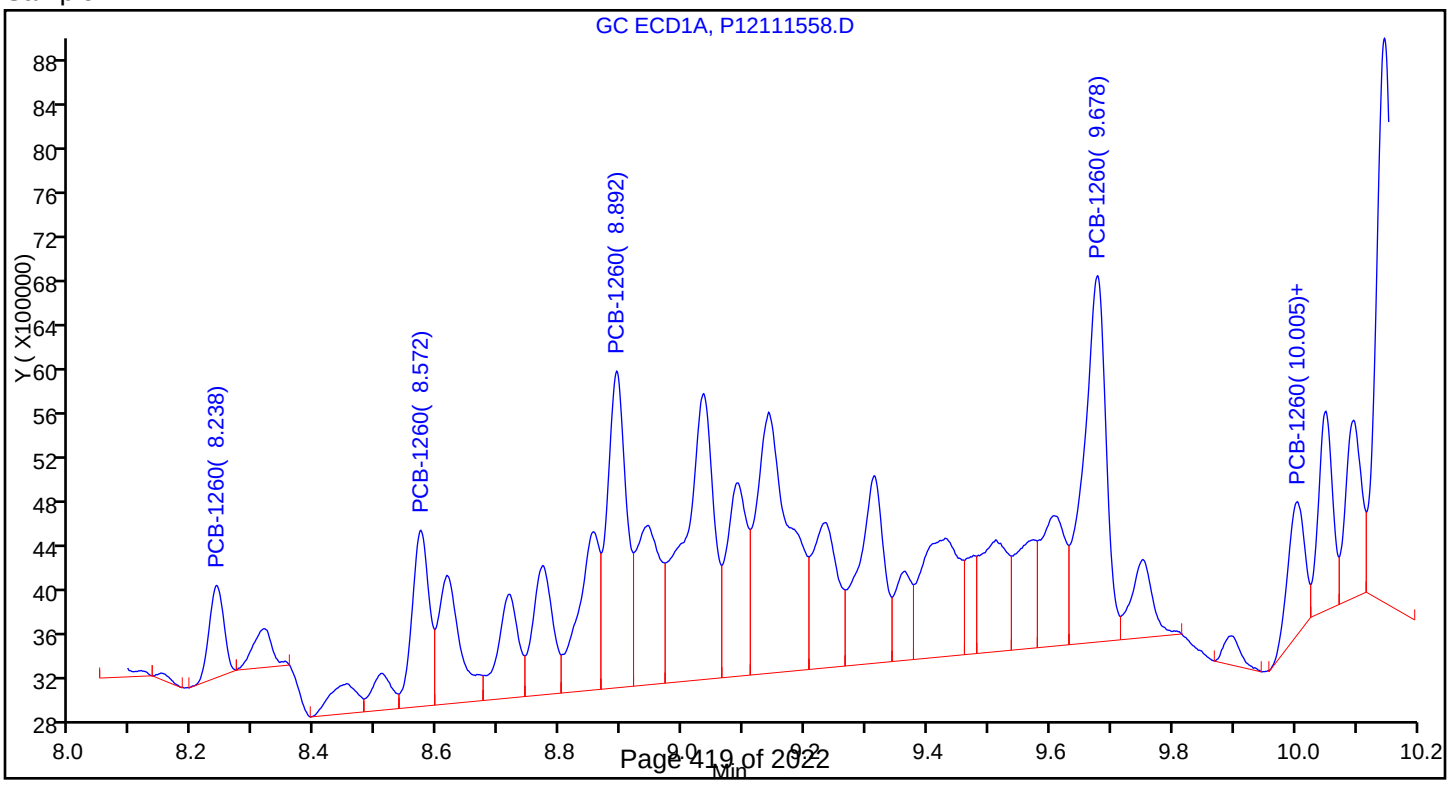

Report Date: 16-Nov-2017 07:03:23 Chrom Revision: 2.2 13-Nov-2017 17:19:06

TestAmerica Canton

Data File: \\ChromNA\Canton\ChromData\A2HP12\20171115-70726.b\P12111559.D

Injection Date:	16-Nov-2017 02:07:17	Instrument ID:	A2HP12	Operator ID:	
Lims ID:	240-87740-B-34-A	Lab Sample ID:	240-87740-34	Worklist Smp#:	25
Client ID:	CPP-SB-1773-00-01				
Injection Vol:	1.0 uL	Dil. Factor:	1.0000	ALS Bottle#:	59
Method:	PCB12IS	Limit Group:	GC 8082A IS		

Y Scaling: Method Defined: Set to Absolute Y Value

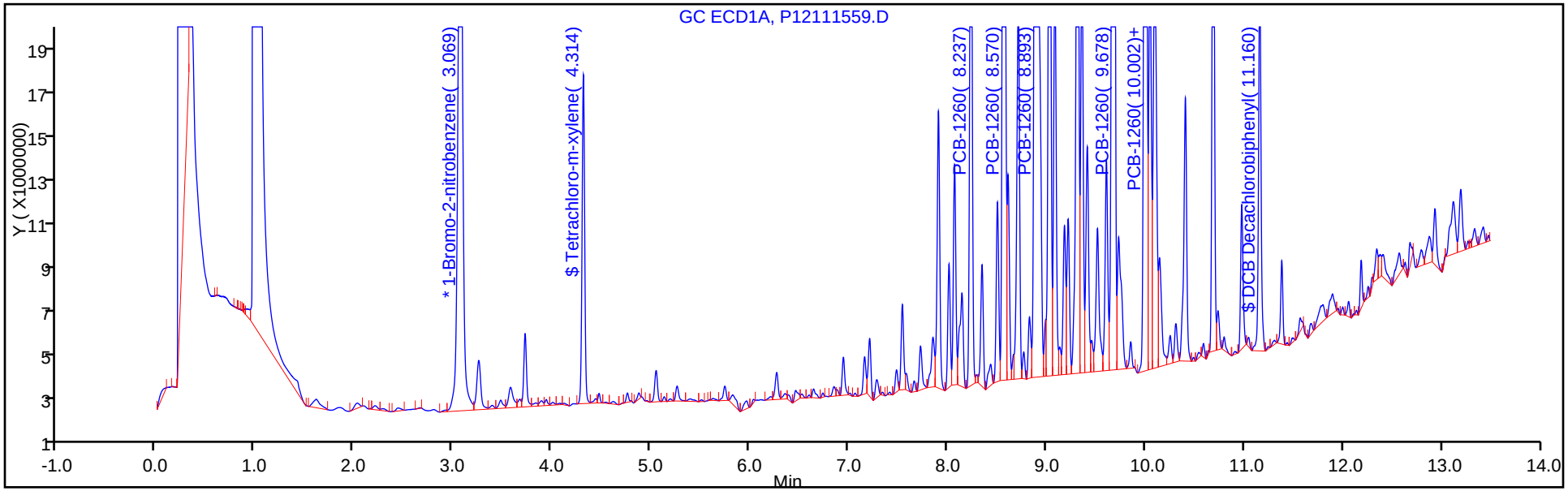

Y Scaling: Method Defined: Set to Absolute Y Value

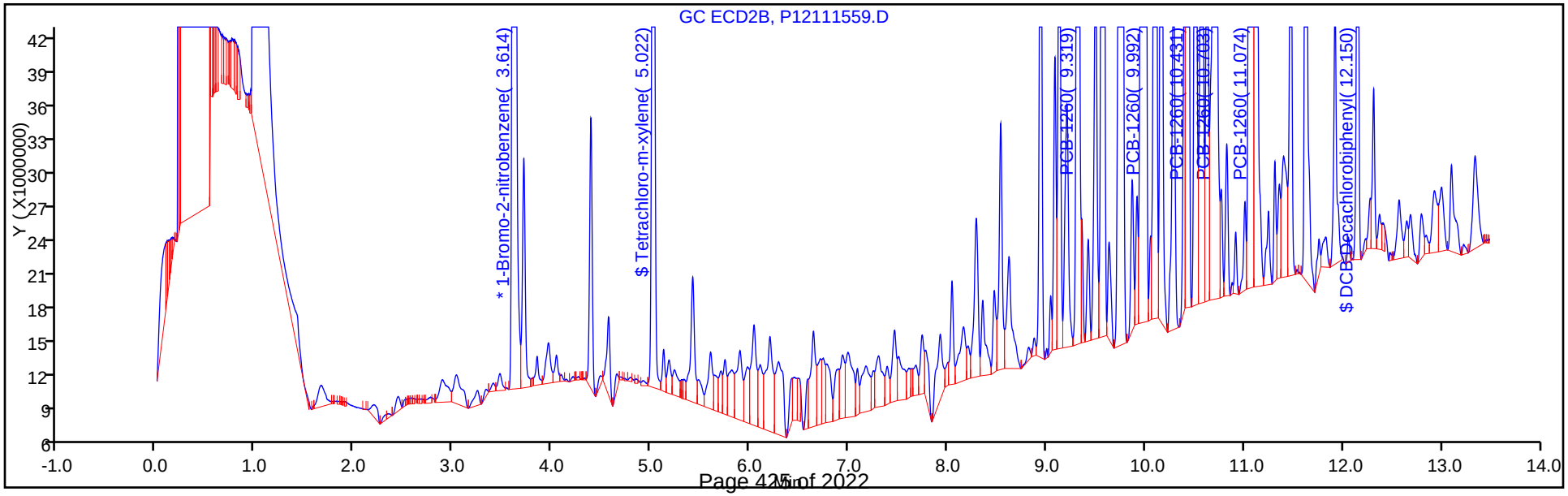

Report Date: 16-Nov-2017 07:03:23 Chrom Revision: 2.2 13-Nov-2017 17:19:06

TestAmerica Canton

Data File: \\ChromNA\Canton\ChromData\A2HP12\20171115-70726.b\P12111559.D

Injection Date:	16-Nov-2017 02:07:17	Instrument ID:	A2HP12		
Lims ID:	240-87740-B-34-A	Lab Sample ID:	240-87740-34		
Client ID:	CPP-SB-1773-00-01				
Operator ID:		ALS Bottle#:	59	Worklist Smp#:	25
Injection Vol:	1.0 uL	Dil. Factor:	1.0000		
Method:	PCB12IS	Limit Group:	GC 8082A IS		
Column:		Detector	GC ECD1A		

10 PCB-1260, CAS: 11096-82-5

Calibration Sample, Level: 6

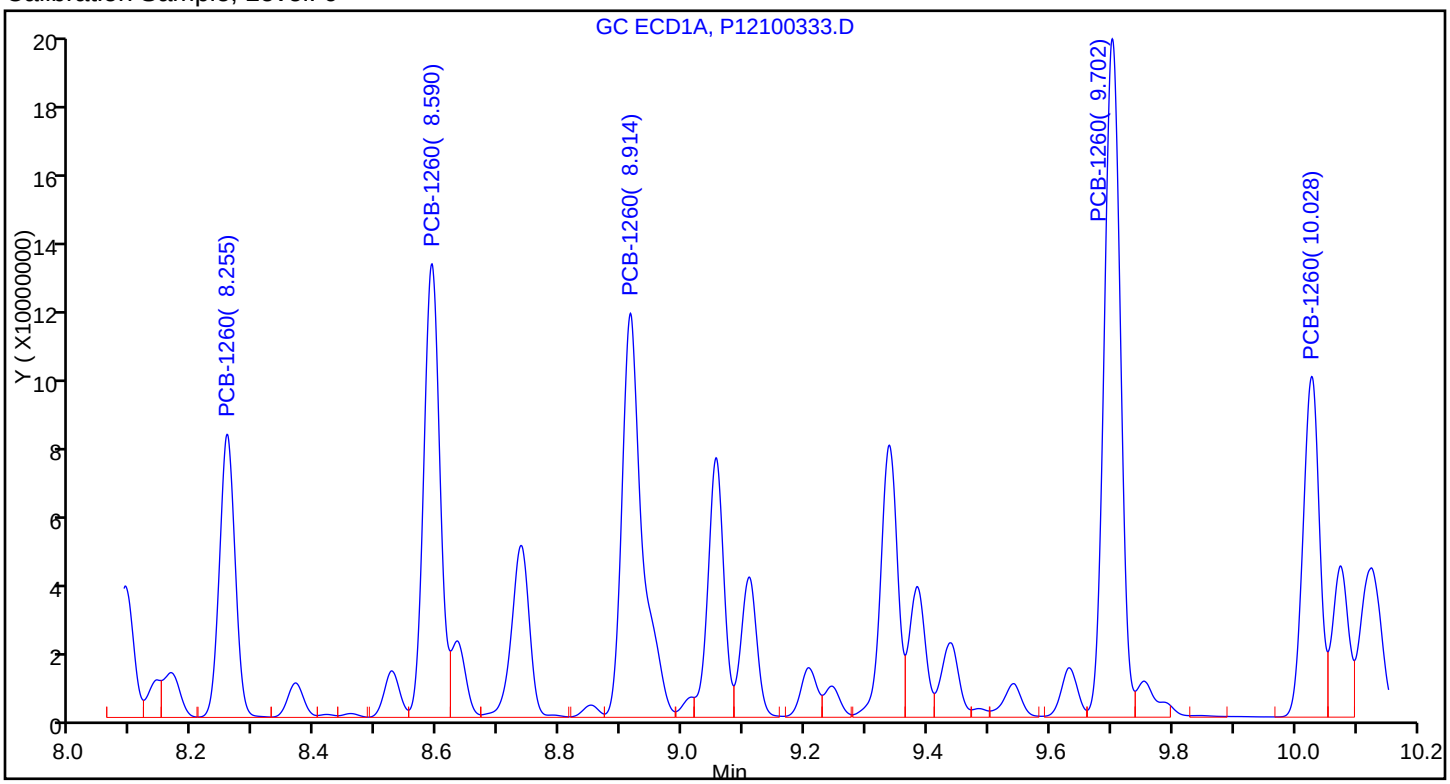

Sample

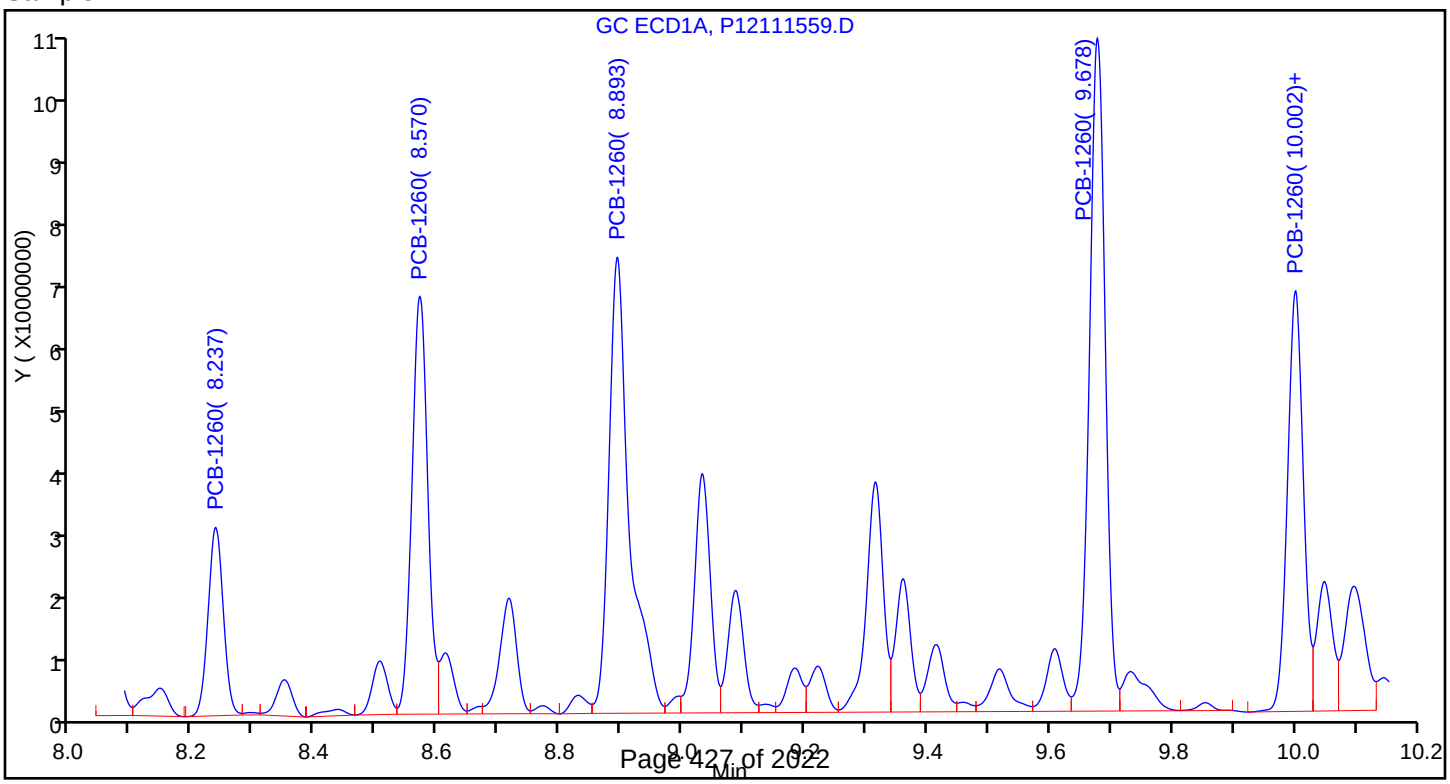

Report Date: 16-Nov-2017 07:03:37 Chrom Revision: 2.2 13-Nov-2017 17:19:06

TestAmerica Canton

Data File: \\ChromNA\Canton\ChromData\A2HP12\20171115-70726.b\P12111563.D

Injection Date:	16-Nov-2017 03:18:01	Instrument ID:	A2HP12	Operator ID:	
Lims ID:	240-87740-B-36-A	Lab Sample ID:	240-87740-36	Worklist Smp#:	29
Client ID:	CPP-SB-1774-00-01				
Injection Vol:	1.0 uL	Dil. Factor:	1.0000	ALS Bottle#:	63
Method:	PCB12IS	Limit Group:	GC 8082A IS		

Y Scaling: Method Defined: Set to Absolute Y Value

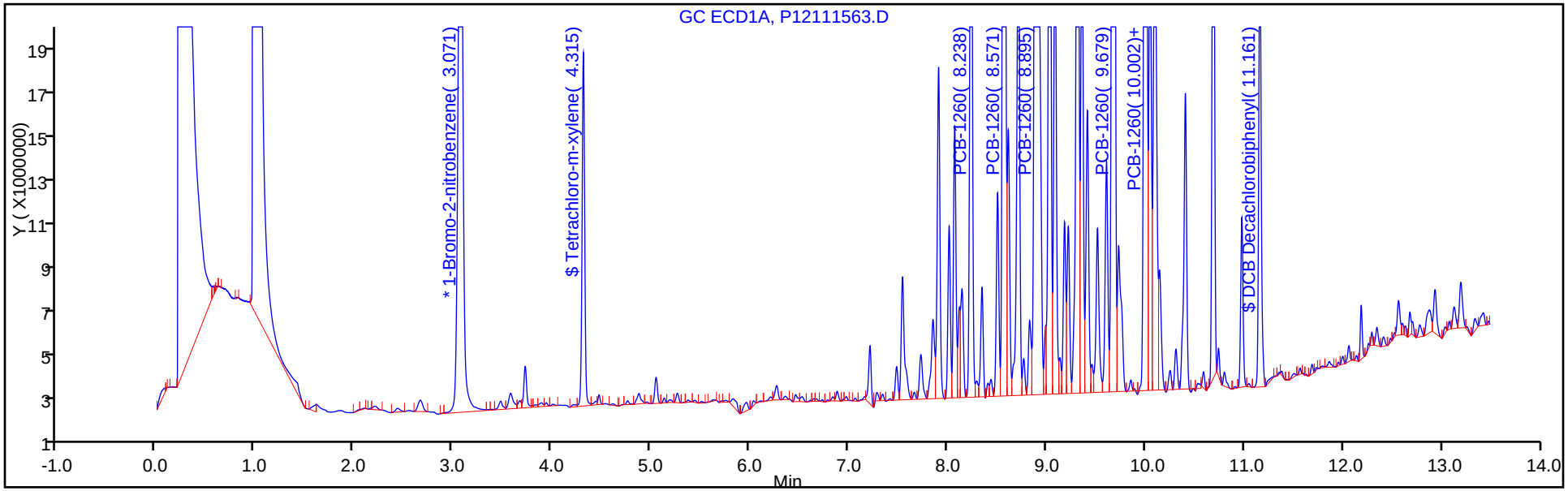

Y Scaling: Method Defined: Set to Absolute Y Value

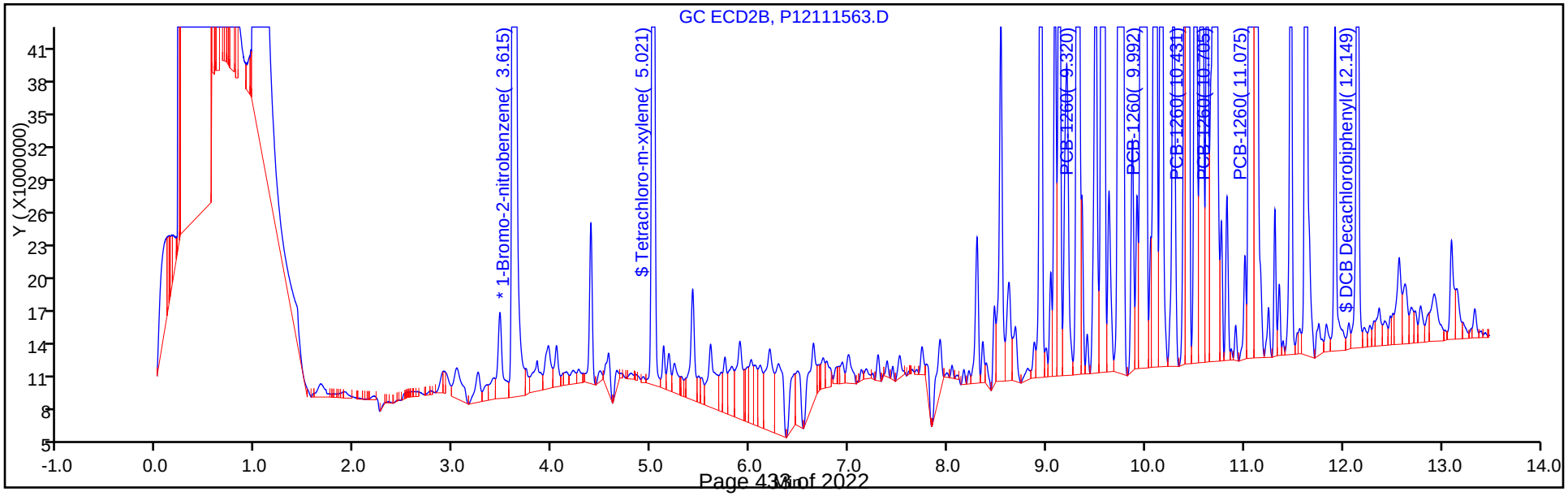

Report Date: 16-Nov-2017 07:03:38 Chrom Revision: 2.2 13-Nov-2017 17:19:06

TestAmerica Canton

Data File: \\ChromNA\Canton\ChromData\A2HP12\20171115-70726.b\P12111563.D

Injection Date:	16-Nov-2017 03:18:01	Instrument ID:	A2HP12		
Lims ID:	240-87740-B-36-A	Lab Sample ID:	240-87740-36		
Client ID:	CPP-SB-1774-00-01				
Operator ID:		ALS Bottle#:	63	Worklist Smp#:	29
Injection Vol:	1.0 uL	Dil. Factor:	1.0000		
Method:	PCB12IS	Limit Group:	GC 8082A IS		
Column:		Detector	GC ECD1A		

10 PCB-1260, CAS: 11096-82-5

Calibration Sample, Level: 6

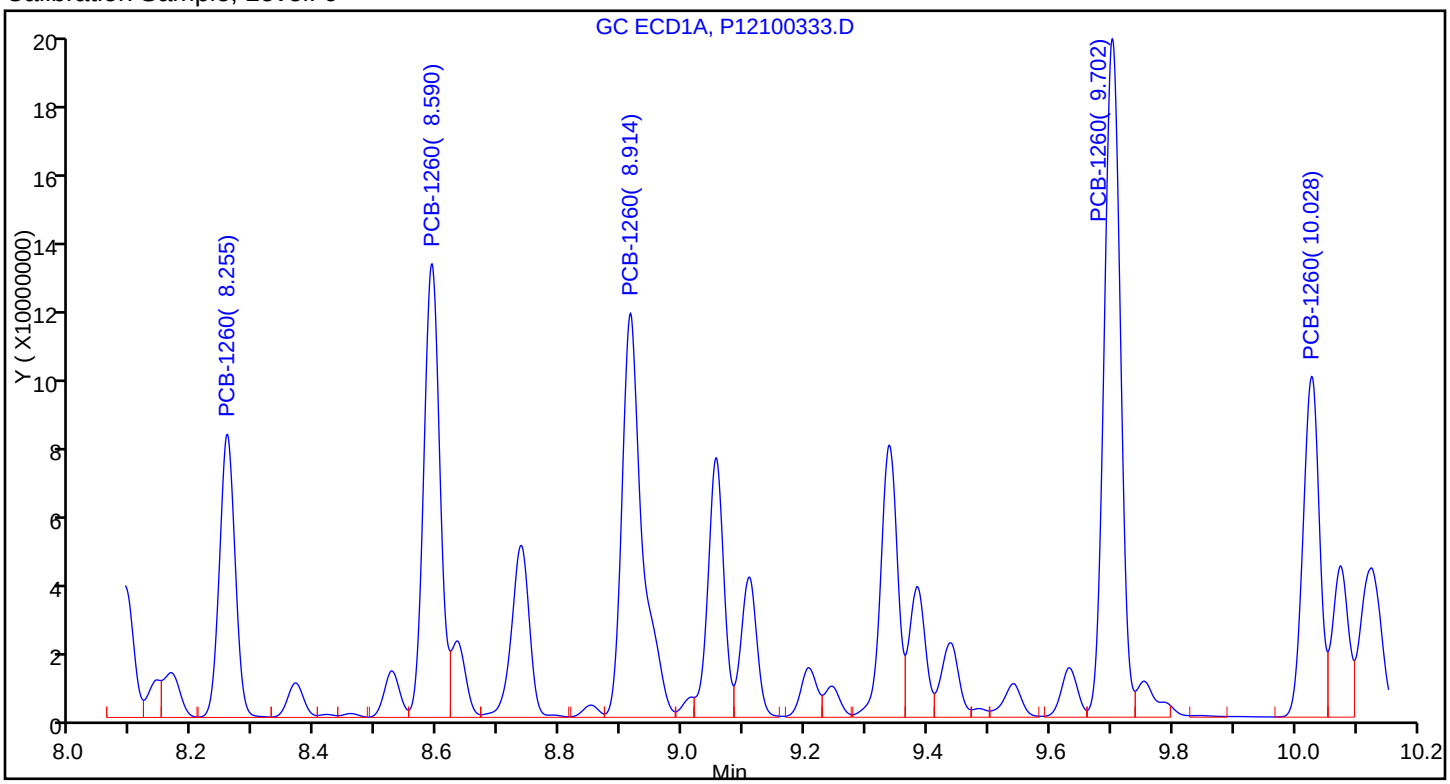

Sample

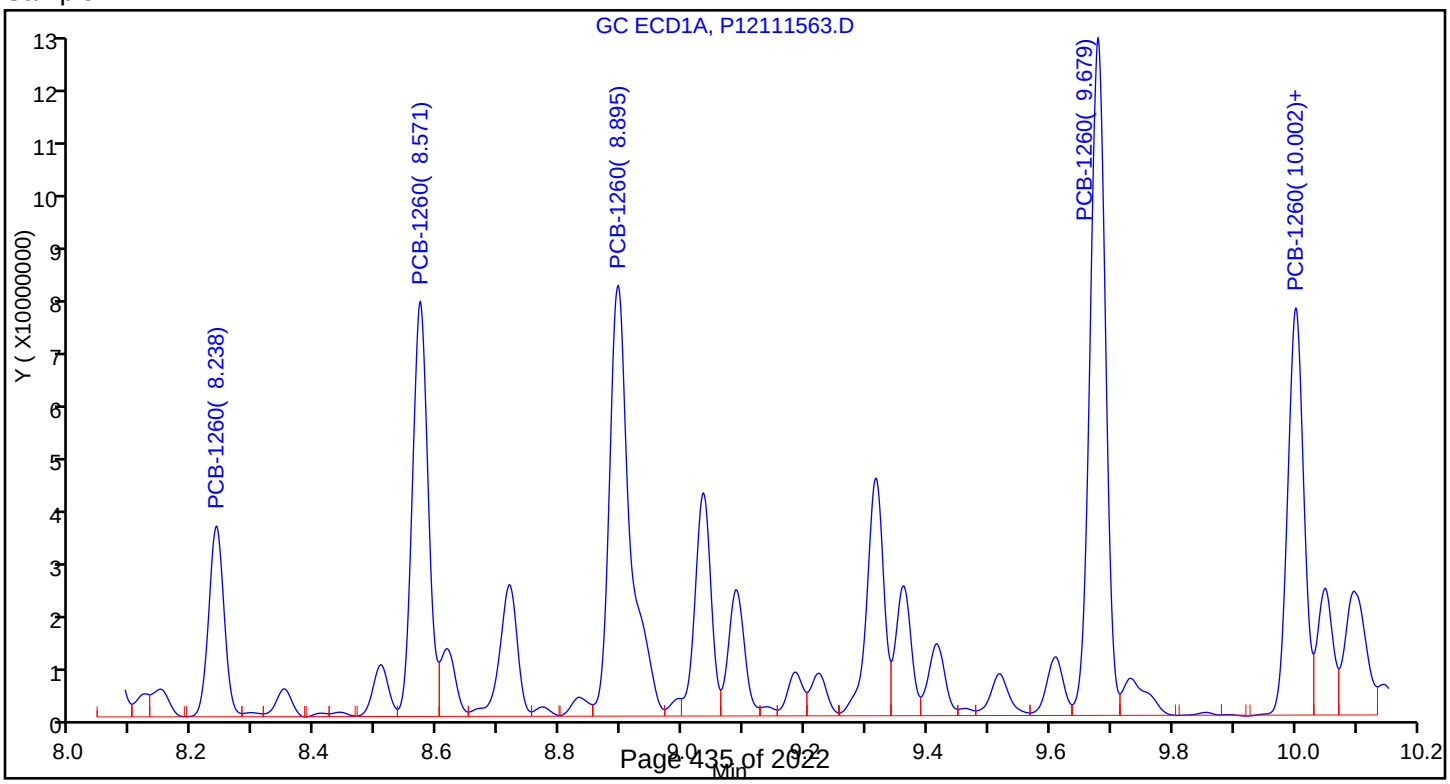

Report Date: 16-Nov-2017 07:03:38 Chrom Revision: 2.2 13-Nov-2017 17:19:06

TestAmerica Canton

Data File: \\ChromNA\Canton\ChromData\A2HP12\20171115-70726.b\P12111563.D

Injection Date:	16-Nov-2017 03:18:01	Instrument ID:	A2HP12		
Lims ID:	240-87740-B-36-A	Lab Sample ID:	240-87740-36		
Client ID:	CPP-SB-1774-00-01				
Operator ID:		ALS Bottle#:	63	Worklist Smp#:	29
Injection Vol:	1.0 uL	Dil. Factor:	1.0000		
Method:	PCB12IS	Limit Group:	GC 8082A IS		
Column:		Detector	GC ECD1A		

10 PCB-1260, CAS: 11096-82-5

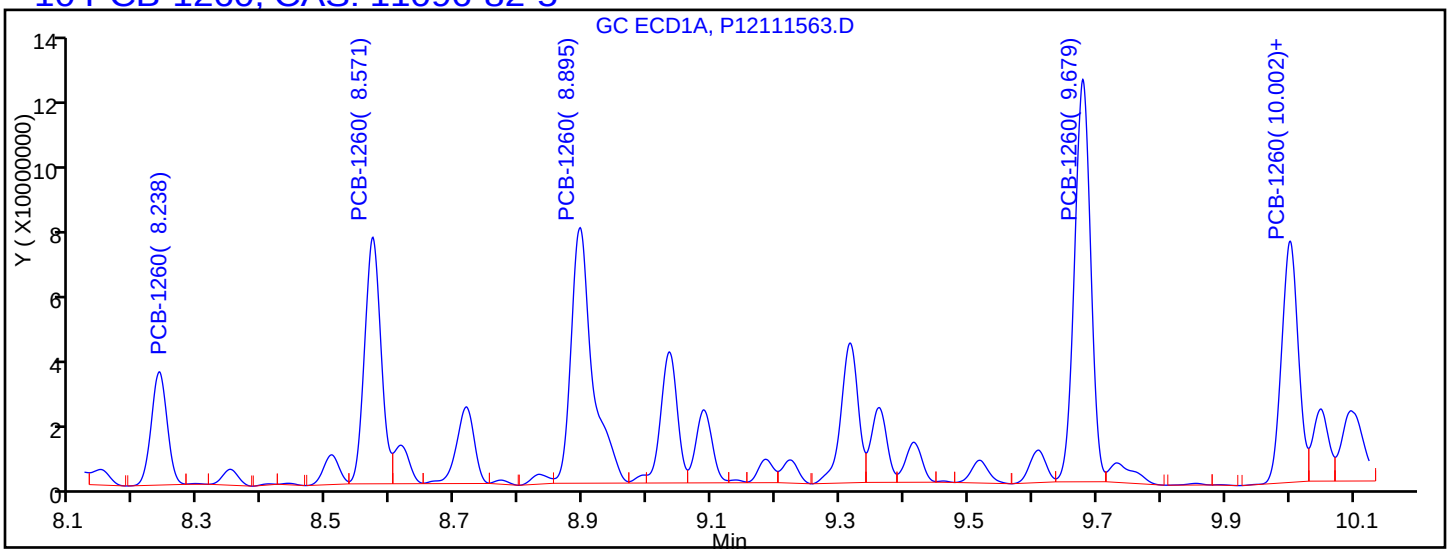

Processing Integration Results

8.238	Response = 59362394
8.571	Response = 134024070
8.895	Response = 181220844
9.679	Response = 215612979
10.002	Response = 133147645

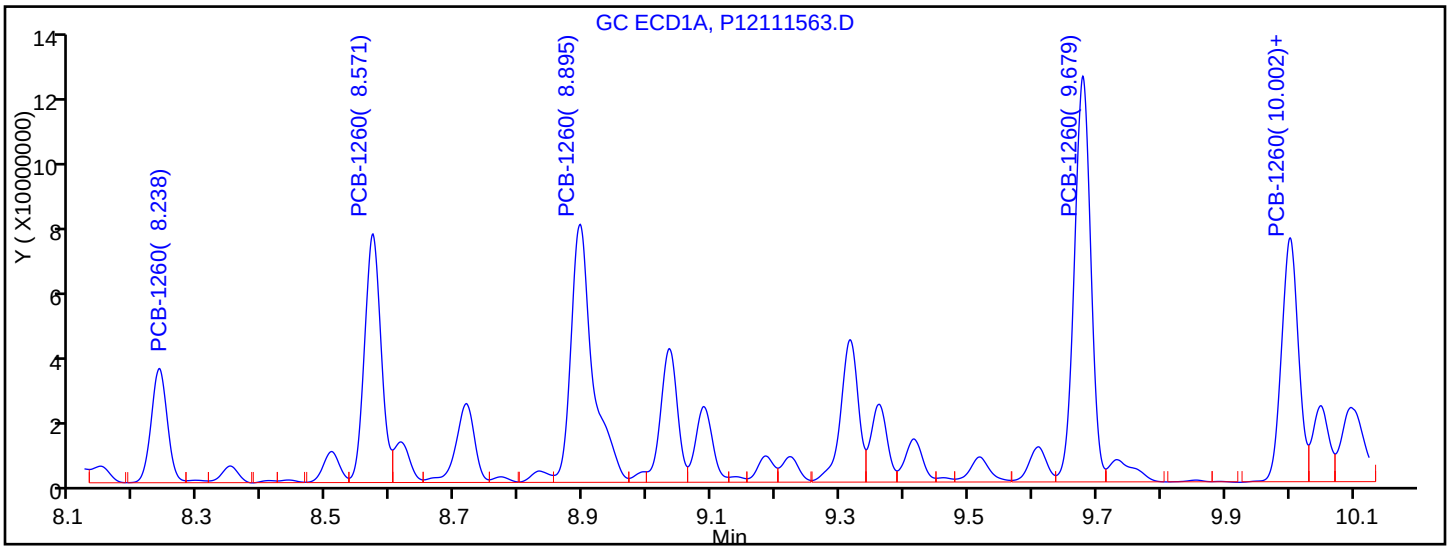

Manual Integration Results

8.238	Response = 60819531	M
8.571	Response = 136544516	M
8.895	Response = 186465297	M
9.679	Response = 220457946	M
10.002	Response = 136262120	M

Reviewer: hassl, 16-Nov-2017 06:58:45

Audit Action: Assigned New Baseline Audit Reason: Baseline Smoothing

Report Date: 16-Nov-2017 07:03:41 Chrom Revision: 2.2 13-Nov-2017 17:19:06

TestAmerica Canton

Data File: \\ChromNA\Canton\ChromData\A2HP12\20171115-70726.b\P12111564.D

Injection Date:	16-Nov-2017 03:35:40	Instrument ID:	A2HP12	Operator ID:	
Lims ID:	240-87740-B-38-A	Lab Sample ID:	240-87740-38	Worklist Smp#:	30
Client ID:	CPP-SB-1775-00-01				
Injection Vol:	1.0 uL	Dil. Factor:	5.0000	ALS Bottle#:	64
Method:	PCB12IS	Limit Group:	GC 8082A IS		

Y Scaling: Method Defined: Set to Absolute Y Value

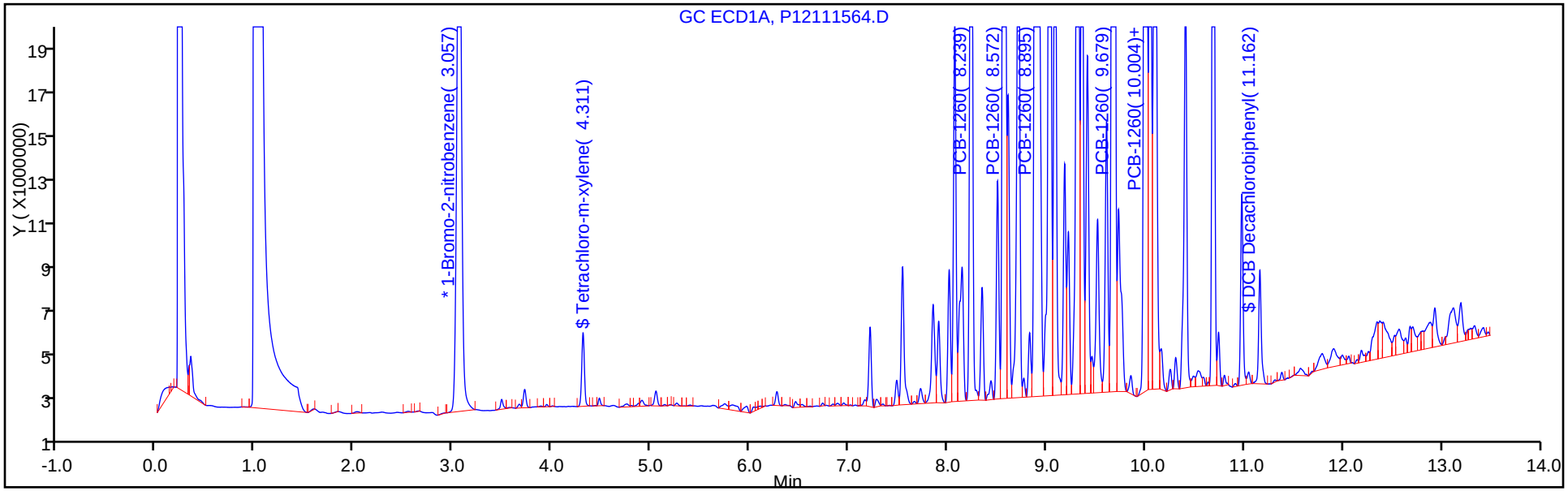

Y Scaling: Method Defined: Set to Absolute Y Value

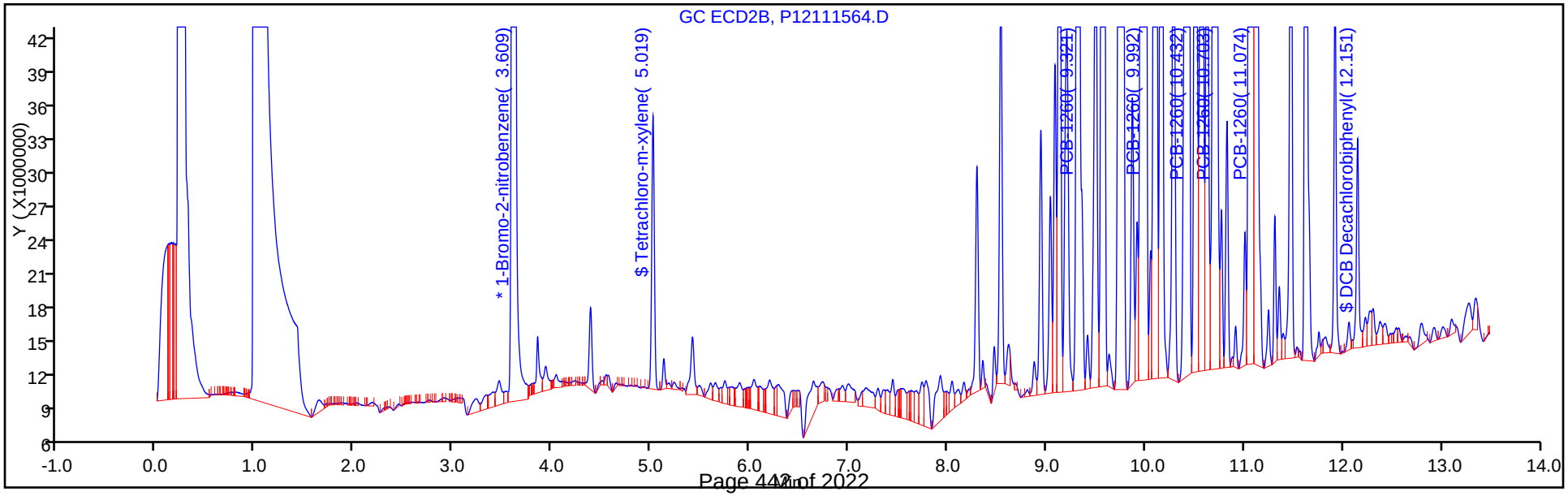

Report Date: 16-Nov-2017 07:03:41 Chrom Revision: 2.2 13-Nov-2017 17:19:06

TestAmerica Canton

Data File: \\ChromNA\Canton\ChromData\A2HP12\20171115-70726.b\P12111564.D

Injection Date:	16-Nov-2017 03:35:40	Instrument ID:	A2HP12
Lims ID:	240-87740-B-38-A	Lab Sample ID:	240-87740-38
Client ID:	CPP-SB-1775-00-01		
Operator ID:		ALS Bottle#:	64 Worklist Smp#: 30
Injection Vol:	1.0 uL	Dil. Factor:	5.0000
Method:	PCB12IS	Limit Group:	GC 8082A IS
Column:		Detector	GC ECD1A

10 PCB-1260, CAS: 11096-82-5

Calibration Sample, Level: 6

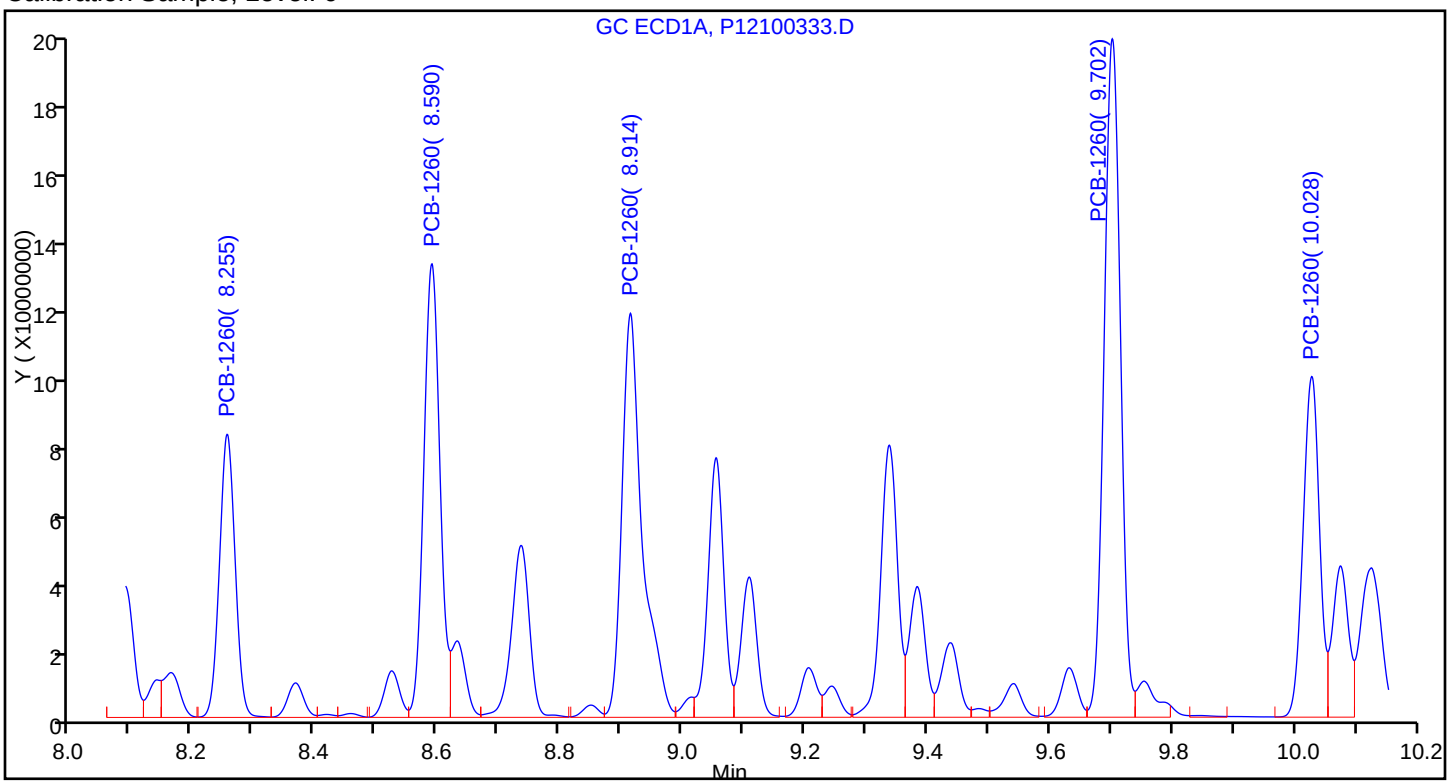

Sample

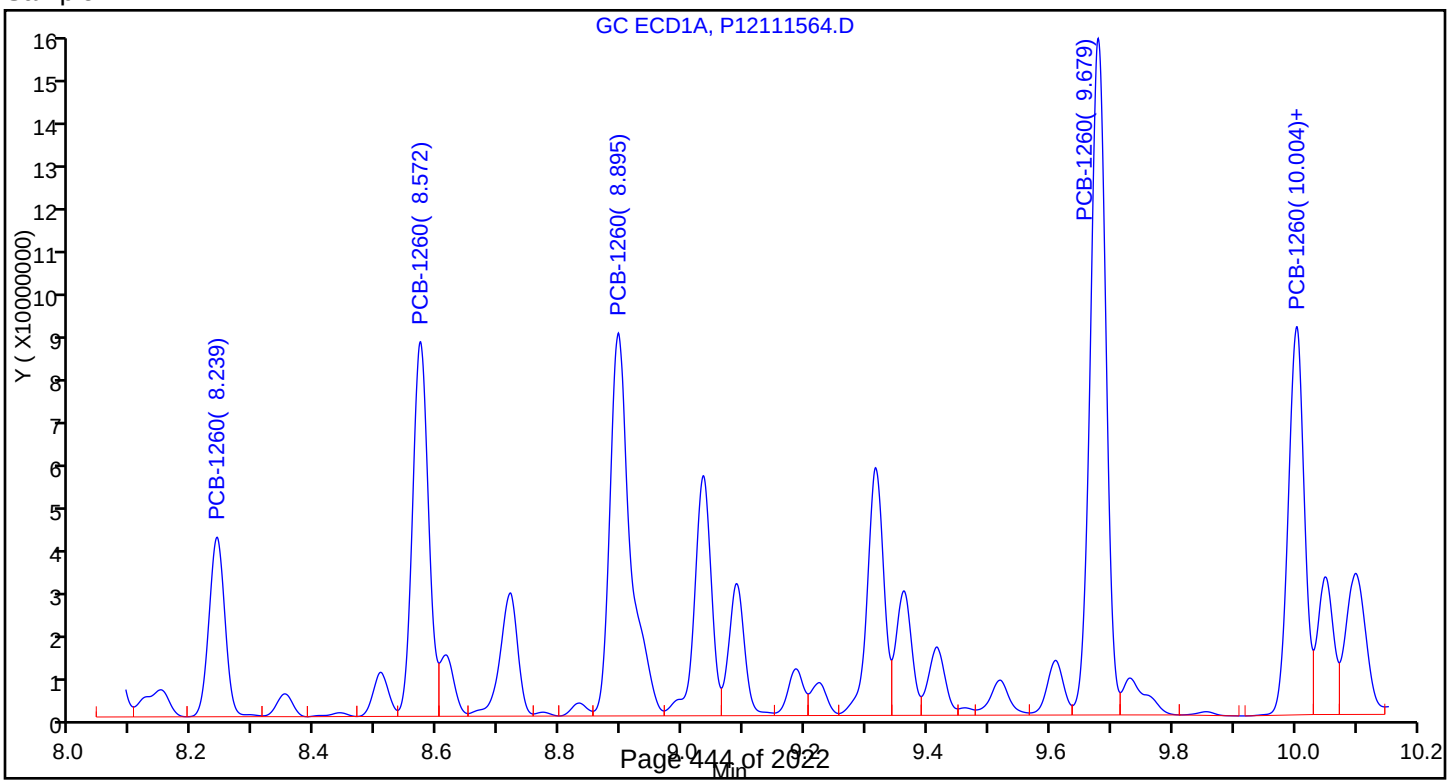

Report Date: 16-Nov-2017 07:03:45 Chrom Revision: 2.2 13-Nov-2017 17:19:06

TestAmerica Canton

Data File: \\ChromNA\Canton\ChromData\A2HP12\20171115-70726.b\P12111565.D

Injection Date:	16-Nov-2017 03:53:25	Instrument ID:	A2HP12	Operator ID:	
Lims ID:	240-87740-B-40-A	Lab Sample ID:	240-87740-40	Worklist Smp#:	31
Client ID:	CPP-SB-1776-00-01				
Injection Vol:	1.0 uL	Dil. Factor:	1.0000	ALS Bottle#:	65
Method:	PCB12IS	Limit Group:	GC 8082A IS		

Y Scaling: Method Defined: Set to Absolute Y Value

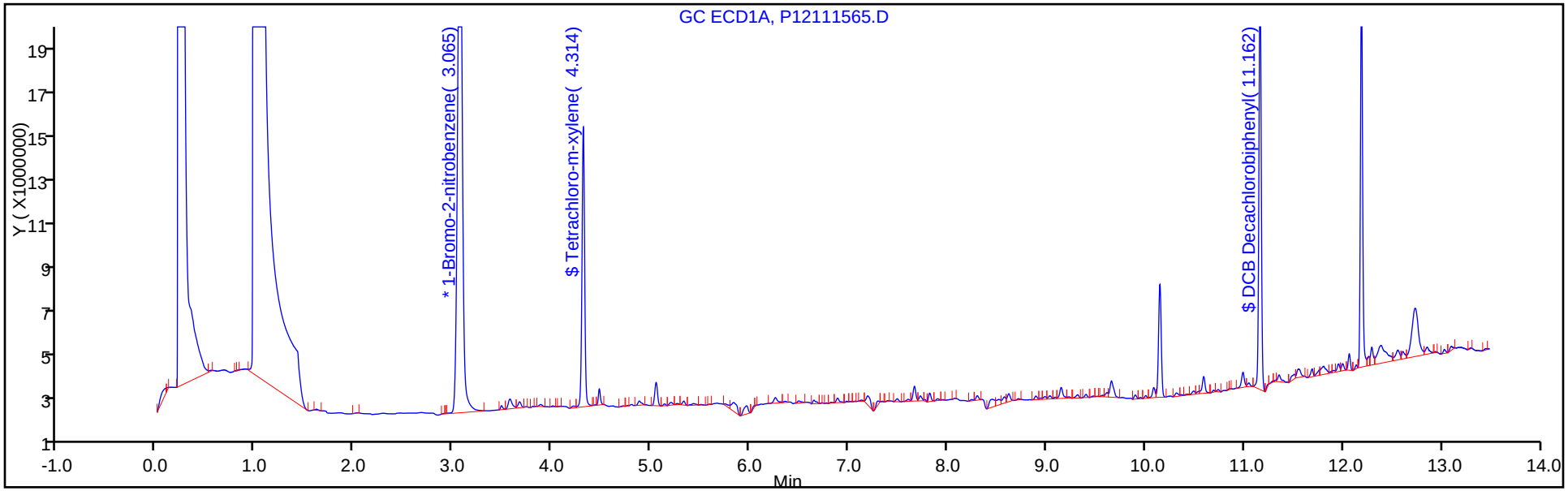

Y Scaling: Method Defined: Set to Absolute Y Value

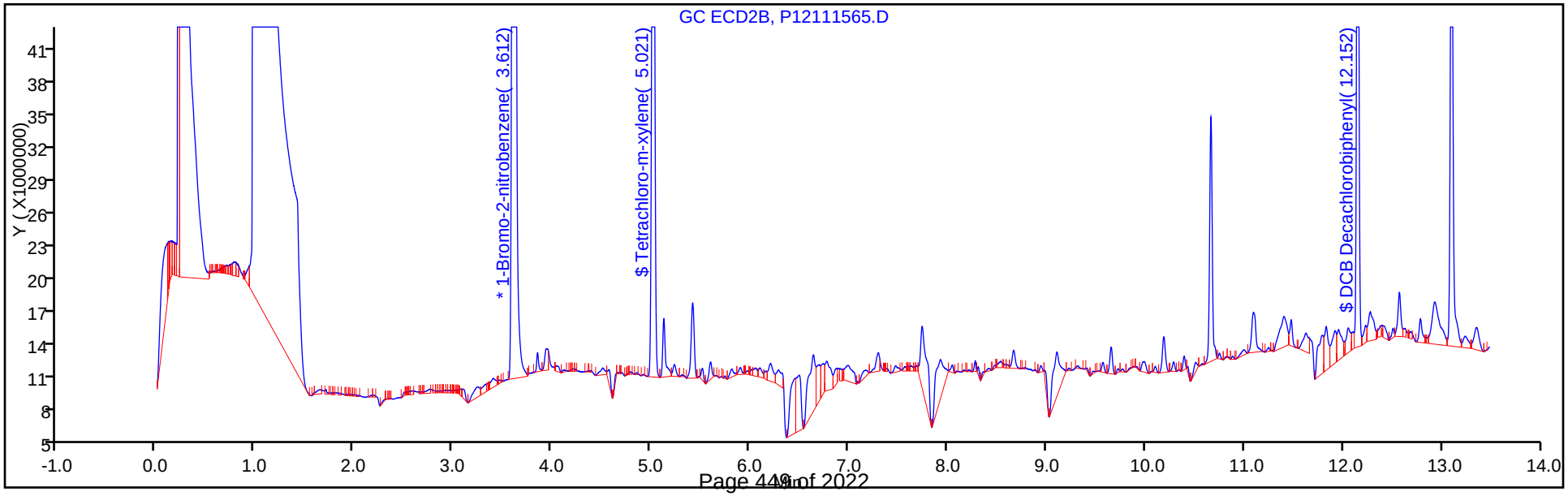

Report Date: 16-Nov-2017 07:03:48 Chrom Revision: 2.2 13-Nov-2017 17:19:06

TestAmerica Canton

Data File: \\ChromNA\Canton\ChromData\A2HP12\20171115-70726.b\P12111566.D

Injection Date:	16-Nov-2017 04:11:06	Instrument ID:	A2HP12	Operator ID:	
Lims ID:	240-87740-B-42-A	Lab Sample ID:	240-87740-42	Worklist Smp#:	32
Client ID:	CPP-SB-1777-00-01				
Injection Vol:	1.0 uL	Dil. Factor:	1.0000	ALS Bottle#:	66
Method:	PCB12IS	Limit Group:	GC 8082A IS		

Y Scaling: Method Defined: Set to Absolute Y Value

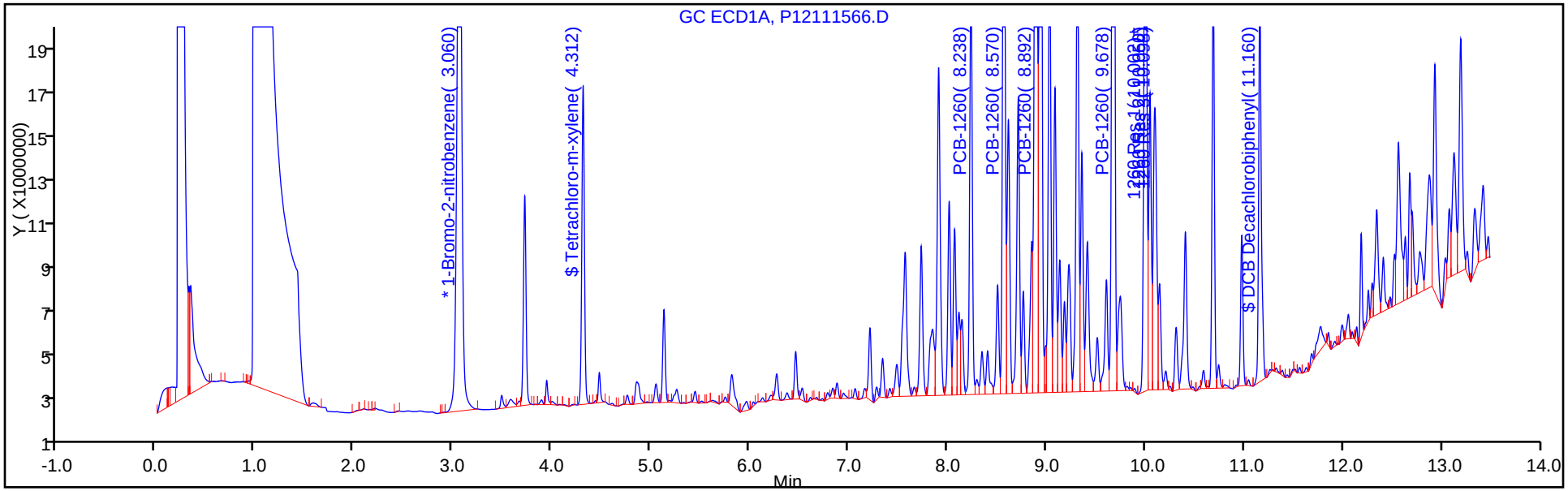

Y Scaling: Method Defined: Set to Absolute Y Value

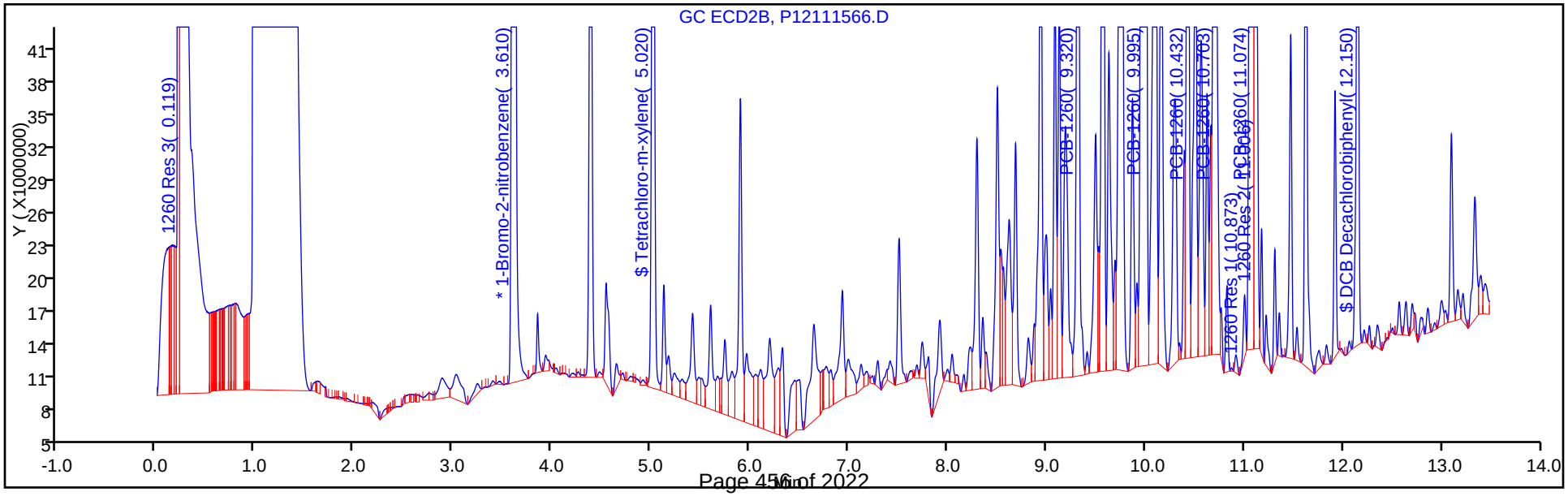

Report Date: 16-Nov-2017 07:03:49 Chrom Revision: 2.2 13-Nov-2017 17:19:06

TestAmerica Canton

Data File: \\ChromNA\Canton\ChromData\A2HP12\20171115-70726.b\P12111566.D

Injection Date:	16-Nov-2017 04:11:06	Instrument ID:	A2HP12
Lims ID:	240-87740-B-42-A	Lab Sample ID:	240-87740-42
Client ID:	CPP-SB-1777-00-01		
Operator ID:		ALS Bottle#:	66 Worklist Smp#: 32
Injection Vol:	1.0 uL	Dil. Factor:	1.0000
Method:	PCB12IS	Limit Group:	GC 8082A IS
Column:		Detector	GC ECD1A

10 PCB-1260, CAS: 11096-82-5

Calibration Sample, Level: 6

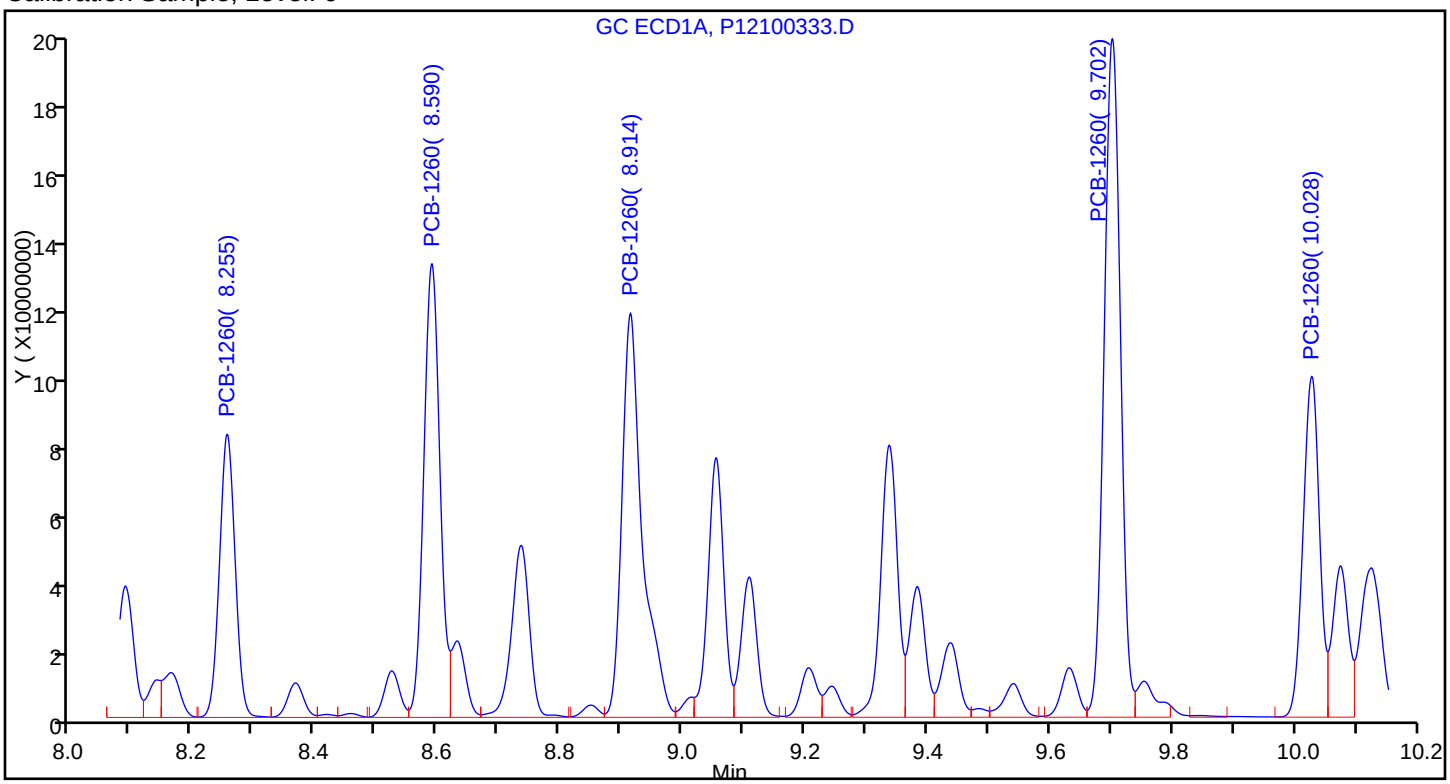

Sample

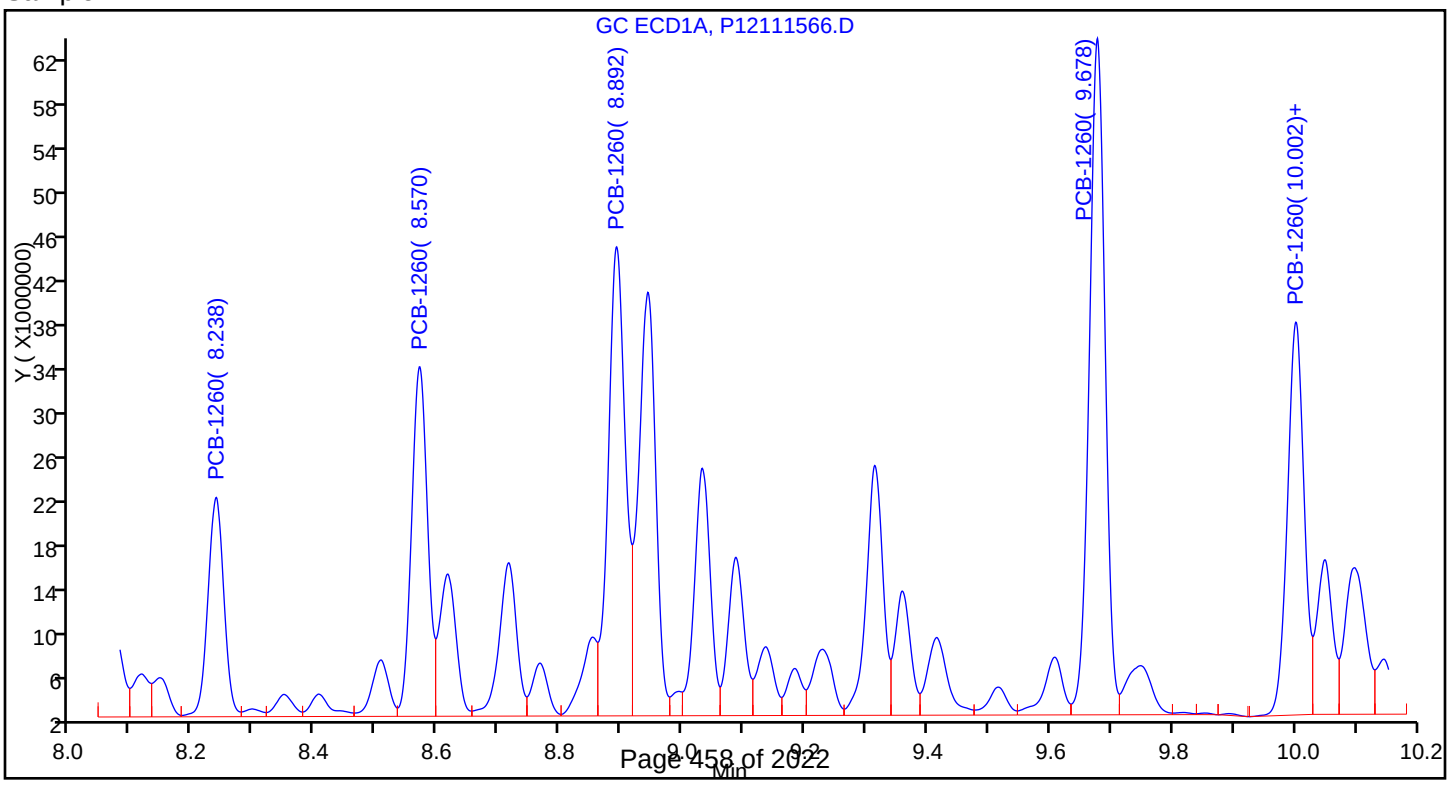

Report Date: 17-Nov-2017 05:31:27 Chrom Revision: 2.2 13-Nov-2017 17:19:06

TestAmerica Canton

Data File: \\ChromNA\Canton\ChromData\A2HP12\20171116-70739.b\P12111610.D

Injection Date:	16-Nov-2017 11:22:43	Instrument ID:	A2HP12	Operator ID:	
Lims ID:	240-87740-B-44-A	Lab Sample ID:	240-87740-44	Worklist Smp#:	10
Client ID:	CPP-SB-1778-00-01				
Injection Vol:	1.0 uL	Dil. Factor:	1.0000	ALS Bottle#:	10
Method:	PCB12IS	Limit Group:	GC 8082A IS		

Y Scaling: Method Defined: Set to Absolute Y Value

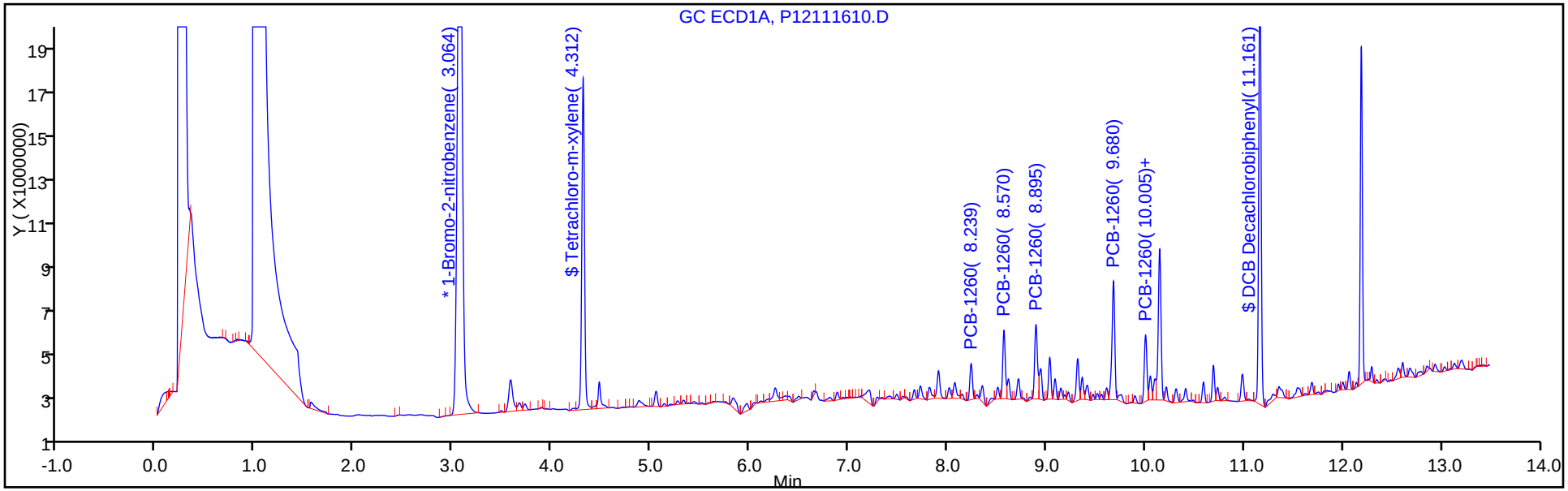

Y Scaling: Method Defined: Set to Absolute Y Value

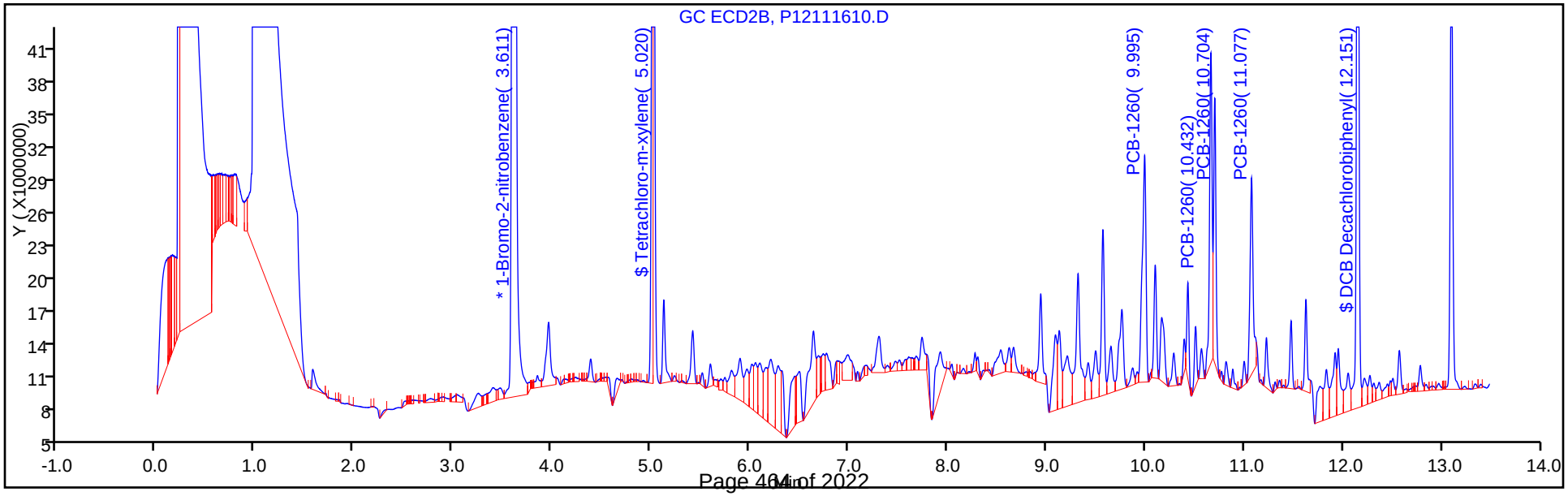

Report Date: 17-Nov-2017 05:31:27 Chrom Revision: 2.2 13-Nov-2017 17:19:06

TestAmerica Canton

Data File: \\ChromNA\Canton\ChromData\A2HP12\20171116-70739.b\P12111610.D

Injection Date:	16-Nov-2017 11:22:43	Instrument ID:	A2HP12
Lims ID:	240-87740-B-44-A	Lab Sample ID:	240-87740-44
Client ID:	CPP-SB-1778-00-01		
Operator ID:		ALS Bottle#:	10 Worklist Smp#: 10
Injection Vol:	1.0 uL	Dil. Factor:	1.0000
Method:	PCB12IS	Limit Group:	GC 8082A IS
Column:		Detector	GC ECD1A

10 PCB-1260, CAS: 11096-82-5

Calibration Sample, Level: 6

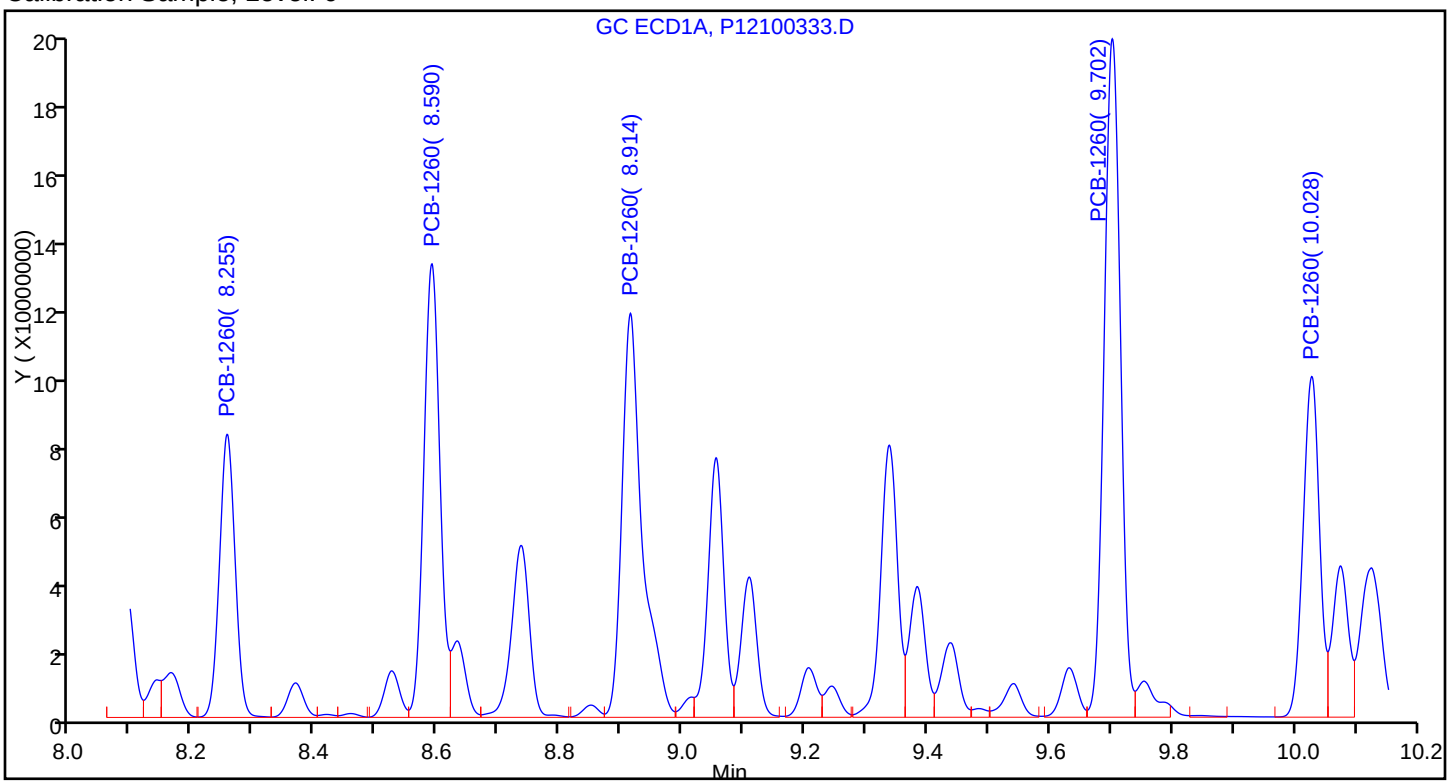

Sample

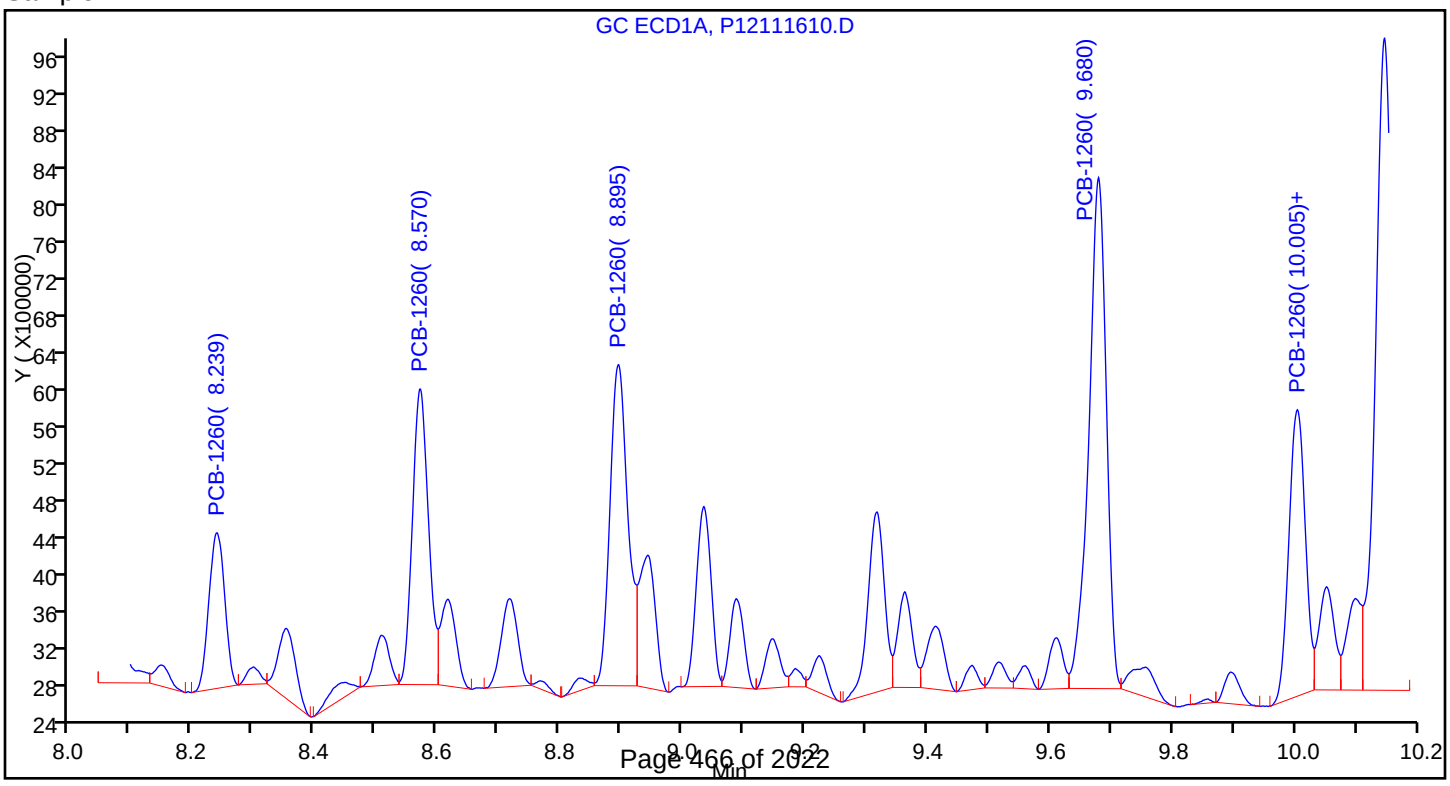

Report Date: 17-Nov-2017 05:31:30 Chrom Revision: 2.2 13-Nov-2017 17:19:06

TestAmerica Canton

Data File: \\ChromNA\Canton\ChromData\A2HP12\20171116-70739.b\P12111611.D

Injection Date:	16-Nov-2017 11:40:23	Instrument ID:	A2HP12	Operator ID:	
Lims ID:	240-87740-B-46-A	Lab Sample ID:	240-87740-46	Worklist Smp#:	11
Client ID:	CPP-SB-1779-00-01				
Injection Vol:	1.0 uL	Dil. Factor:	1.0000	ALS Bottle#:	11
Method:	PCB12IS	Limit Group:	GC 8082A IS		

Y Scaling: Method Defined: Set to Absolute Y Value

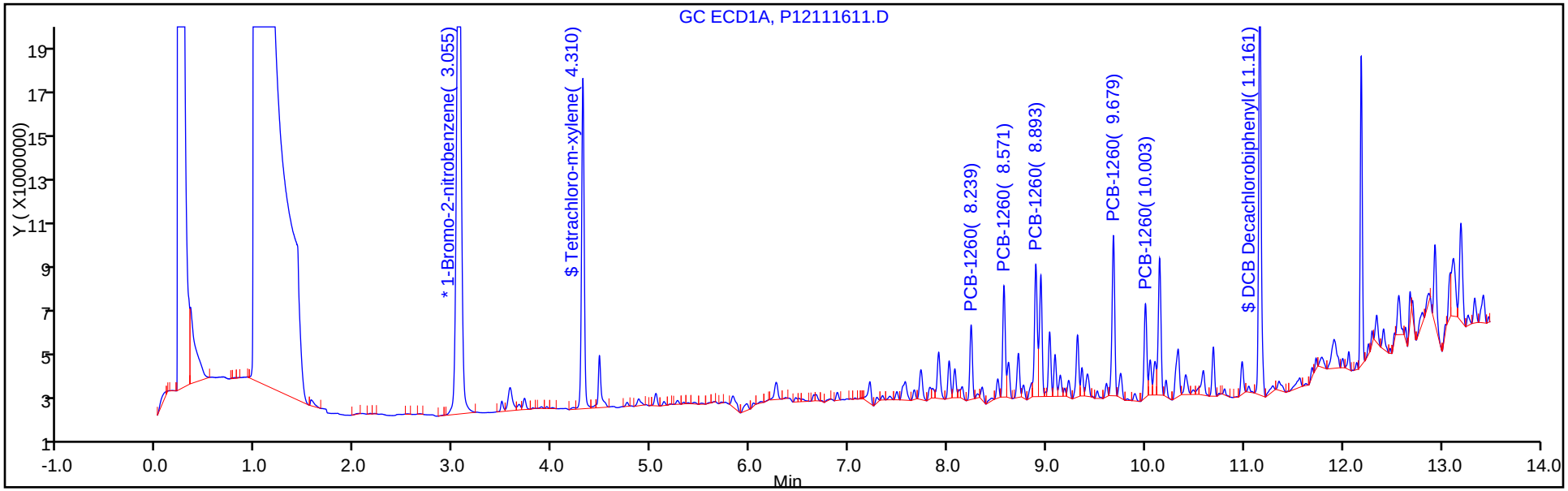

Y Scaling: Method Defined: Set to Absolute Y Value

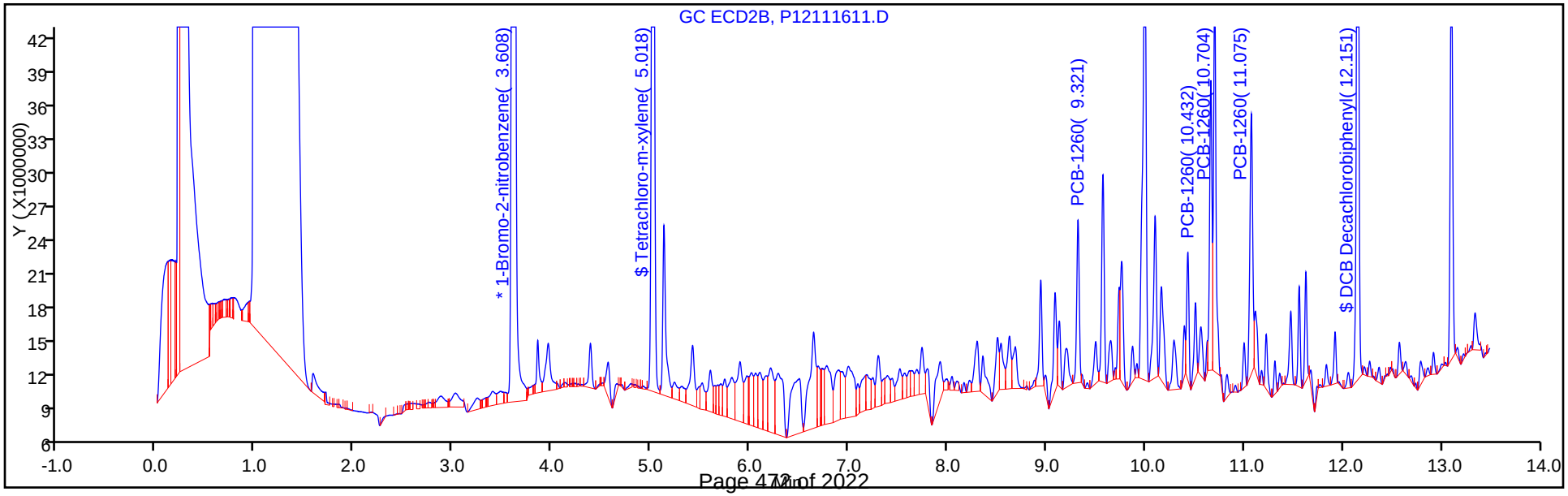

Report Date: 17-Nov-2017 05:31:30 Chrom Revision: 2.2 13-Nov-2017 17:19:06

TestAmerica Canton

Data File: \\ChromNA\Canton\ChromData\A2HP12\20171116-70739.b\P12111611.D

Injection Date:	16-Nov-2017 11:40:23	Instrument ID:	A2HP12		
Lims ID:	240-87740-B-46-A	Lab Sample ID:	240-87740-46		
Client ID:	CPP-SB-1779-00-01				
Operator ID:		ALS Bottle#:	11	Worklist Smp#:	11
Injection Vol:	1.0 uL	Dil. Factor:	1.0000		
Method:	PCB12IS	Limit Group:	GC 8082A IS		
Column:		Detector	GC ECD1A		

10 PCB-1260, CAS: 11096-82-5

Calibration Sample, Level: 6

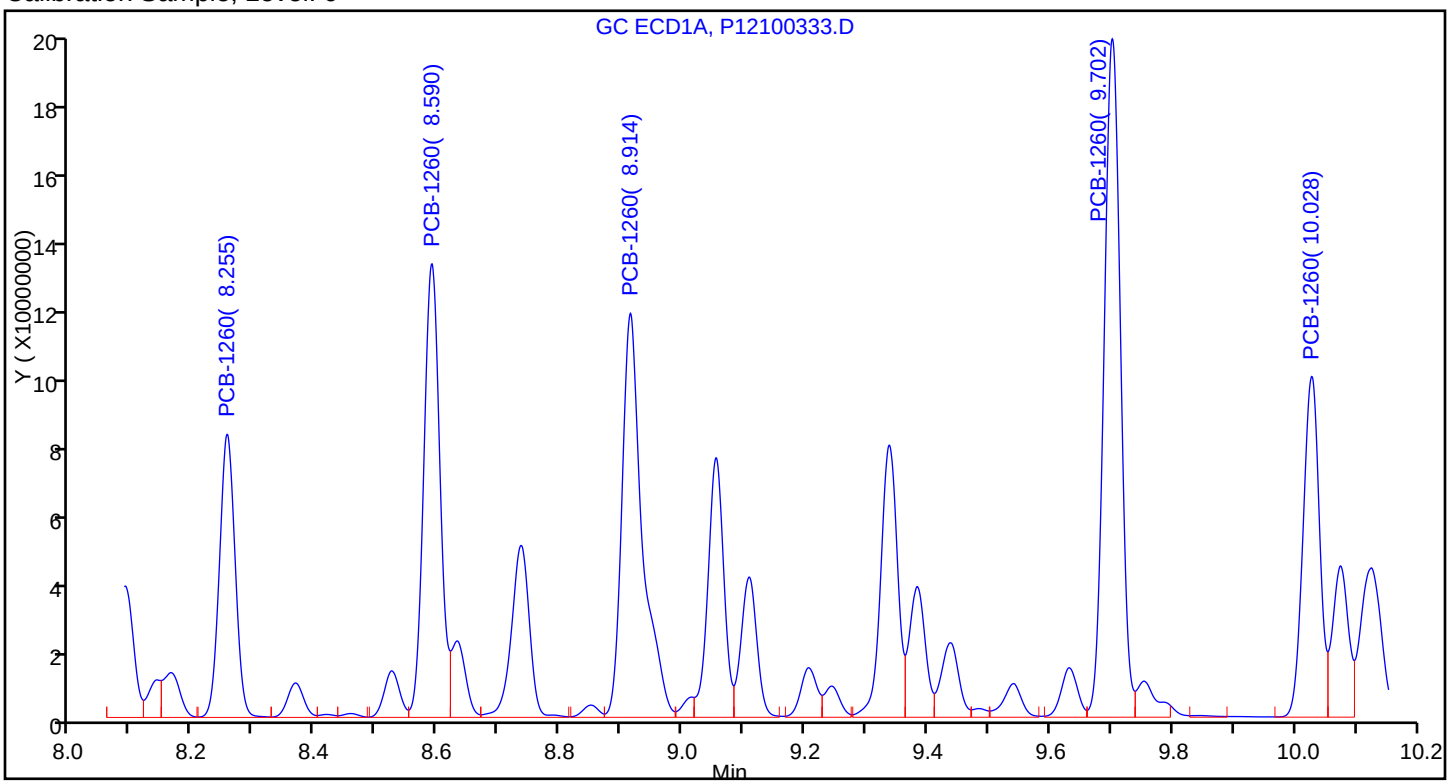

Sample

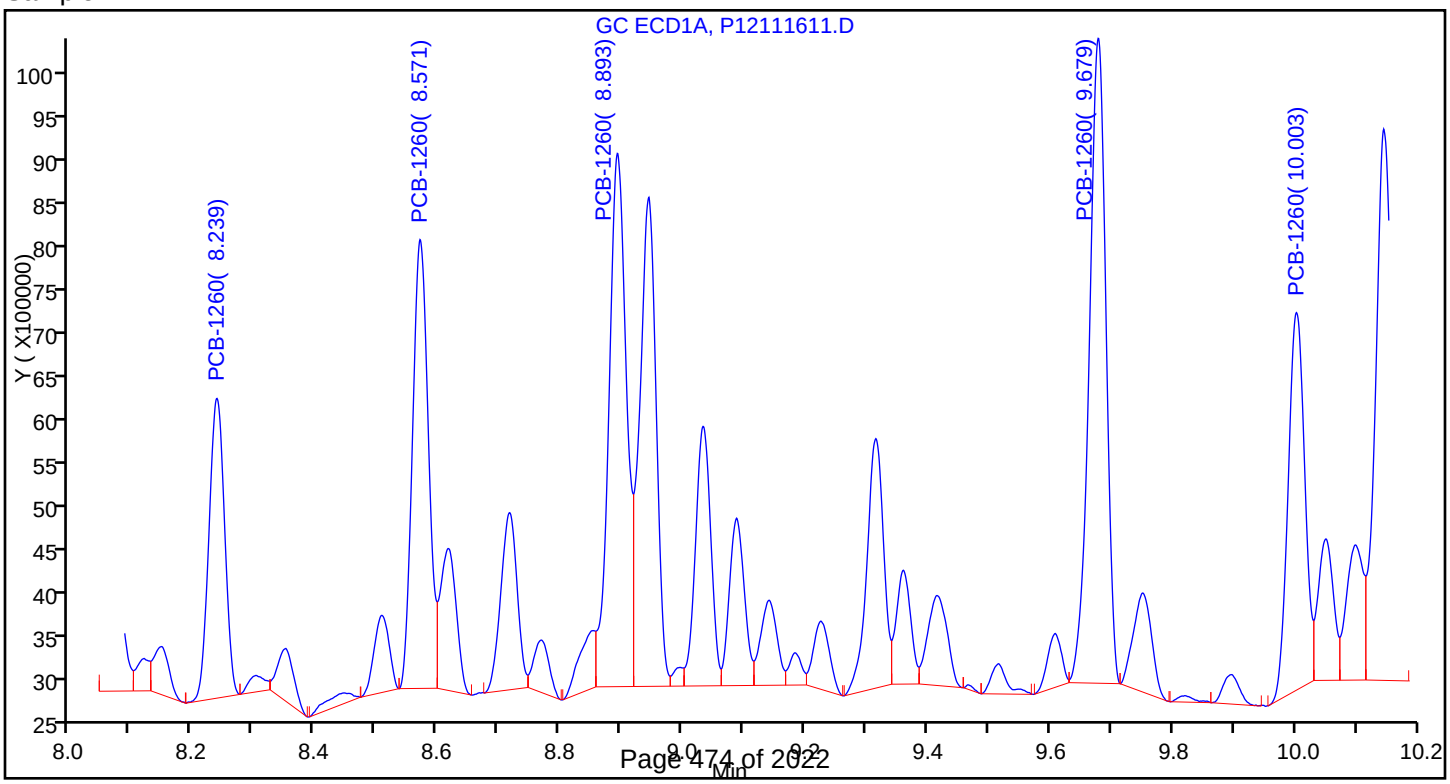

Report Date: 16-Nov-2017 07:09:07 Chrom Revision: 2.2 13-Nov-2017 17:19:06

TestAmerica Canton

Data File: \\ChromNA\Canton\ChromData\A2HP13\20171115-70731.b\SIG1111509.D

Injection Date:	15-Nov-2017 20:06:40	Instrument ID:	A2HP13	Operator ID:	
Lims ID:	240-87740-B-48-A	Lab Sample ID:	240-87740-48	Worklist Smp#:	9
Client ID:	I-SB-1780-00-01				
Injection Vol:	1.0 uL	Dil. Factor:	1.0000	ALS Bottle#:	9
Method:	PCB13 IS	Limit Group:	GC 8082A IS		

Y Scaling: Method Defined: Set to Absolute Y Value

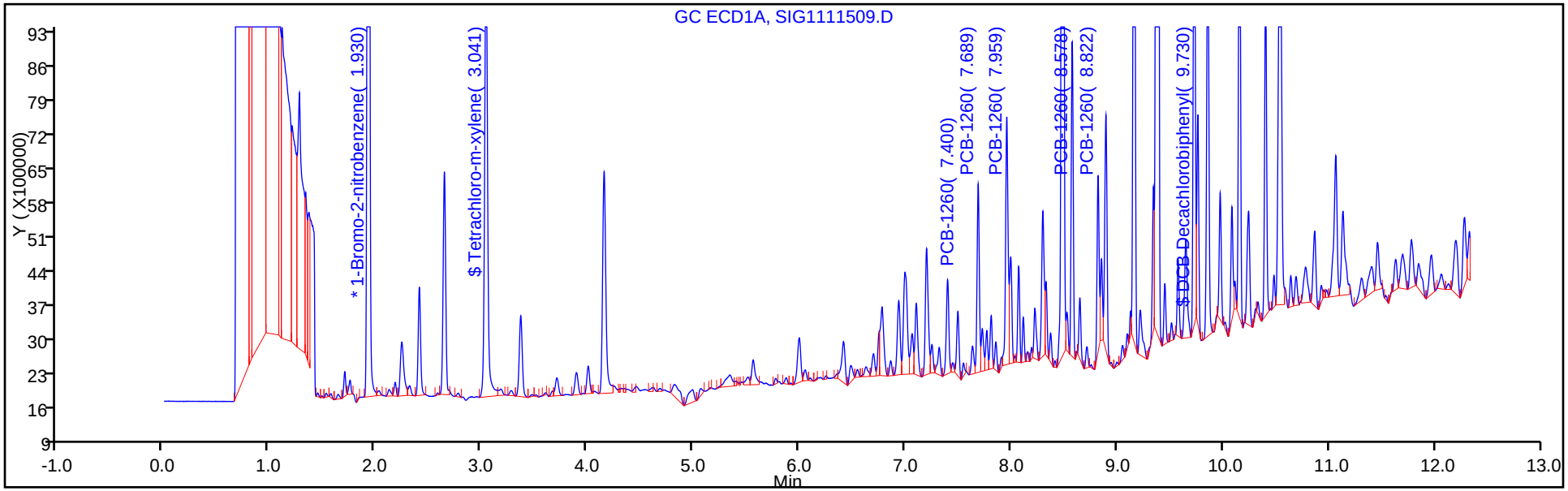

Y Scaling: Method Defined: Set to Absolute Y Value

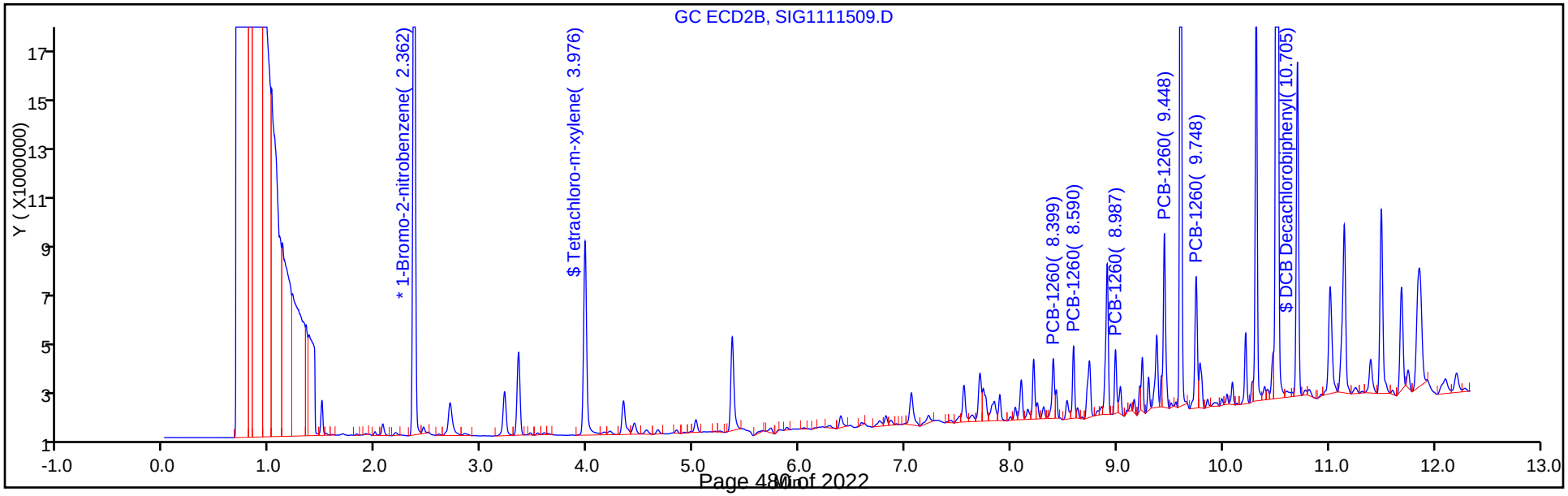

Report Date: 16-Nov-2017 07:09:07 Chrom Revision: 2.2 13-Nov-2017 17:19:06

TestAmerica Canton

Data File: \\ChromNA\Canton\ChromData\A2HP13\20171115-70731.b\SIG1111509.D

Injection Date:	15-Nov-2017 20:06:40	Instrument ID:	A2HP13		
Lims ID:	240-87740-B-48-A	Lab Sample ID:	240-87740-48		
Client ID:	I-SB-1780-00-01				
Operator ID:		ALS Bottle#:	9	Worklist Smp#:	9
Injection Vol:	1.0 uL	Dil. Factor:	1.0000		
Method:	PCB13 IS	Limit Group:	GC 8082A IS		
Column:		Detector	GC ECD1A		

10 PCB-1260, CAS: 11096-82-5

Calibration Sample, Level: 6

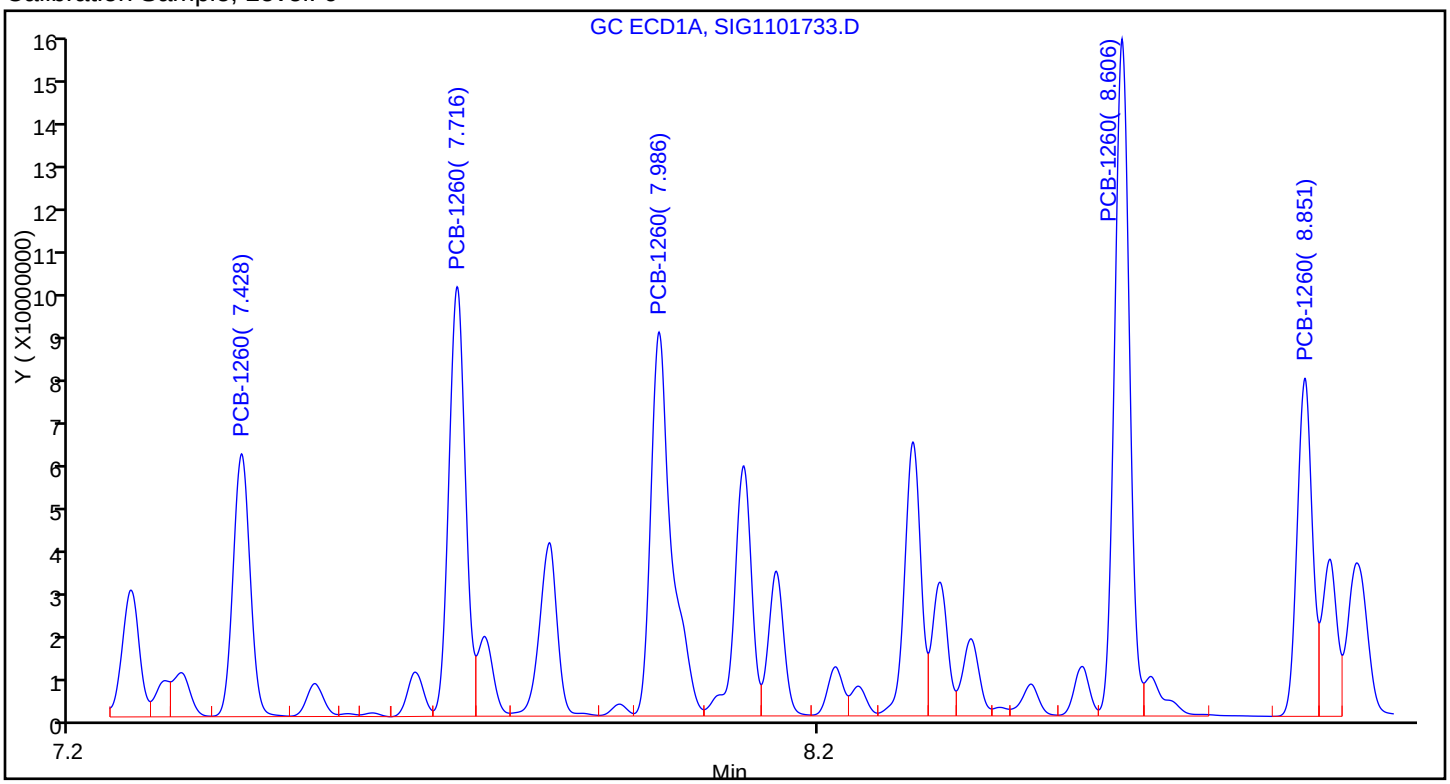

Sample

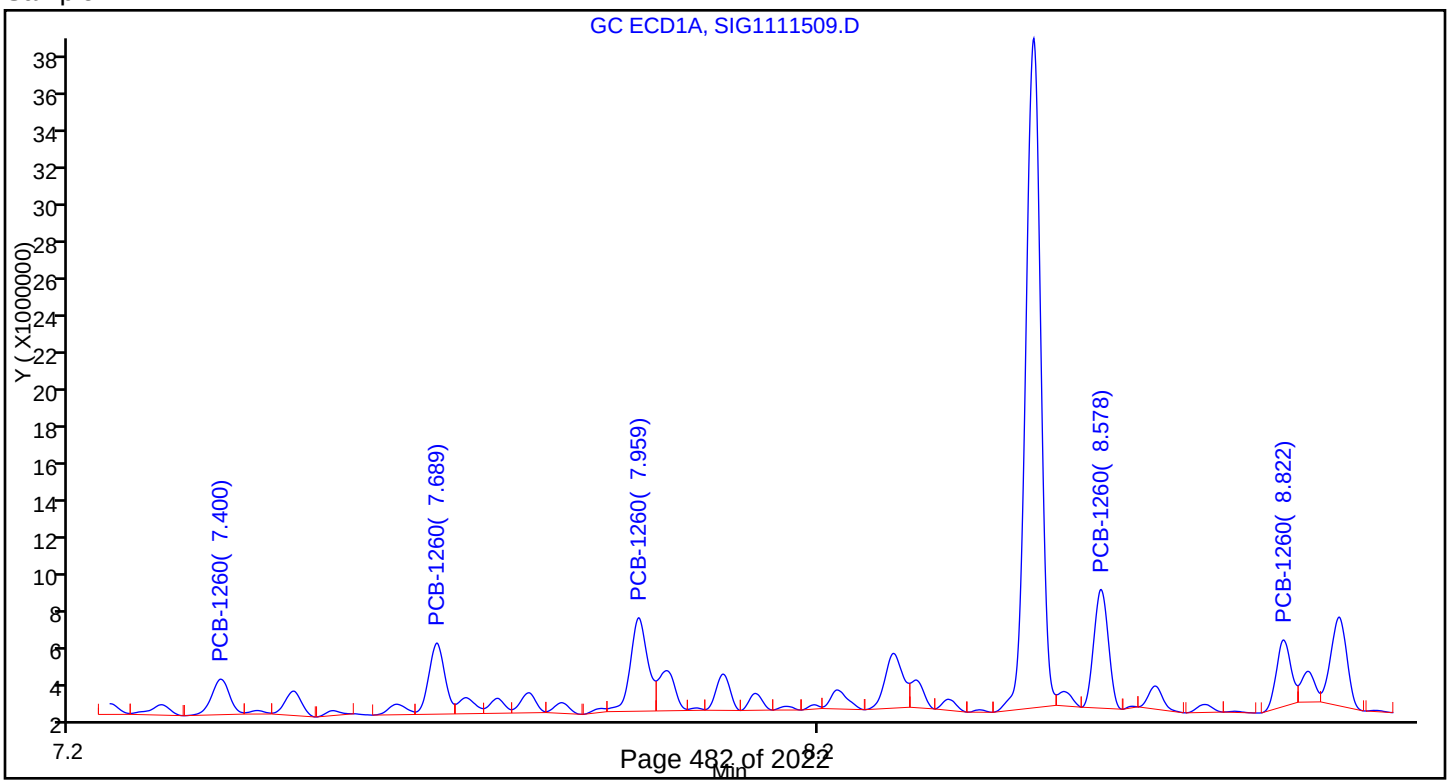

Report Date: 17-Nov-2017 05:31:37 Chrom Revision: 2.2 13-Nov-2017 17:19:06

TestAmerica Canton

Data File: \\ChromNA\Canton\ChromData\A2HP12\20171116-70739.b\P12111613.D

Injection Date:	16-Nov-2017 12:15:48	Instrument ID:	A2HP12	Operator ID:	
Lims ID:	240-87740-B-50-A	Lab Sample ID:	240-87740-50	Worklist Smp#:	13
Client ID:	I-SB-1781-00-01				
Injection Vol:	1.0 uL	Dil. Factor:	1.0000	ALS Bottle#:	13
Method:	PCB12IS	Limit Group:	GC 8082A IS		

Y Scaling: Method Defined: Set to Absolute Y Value

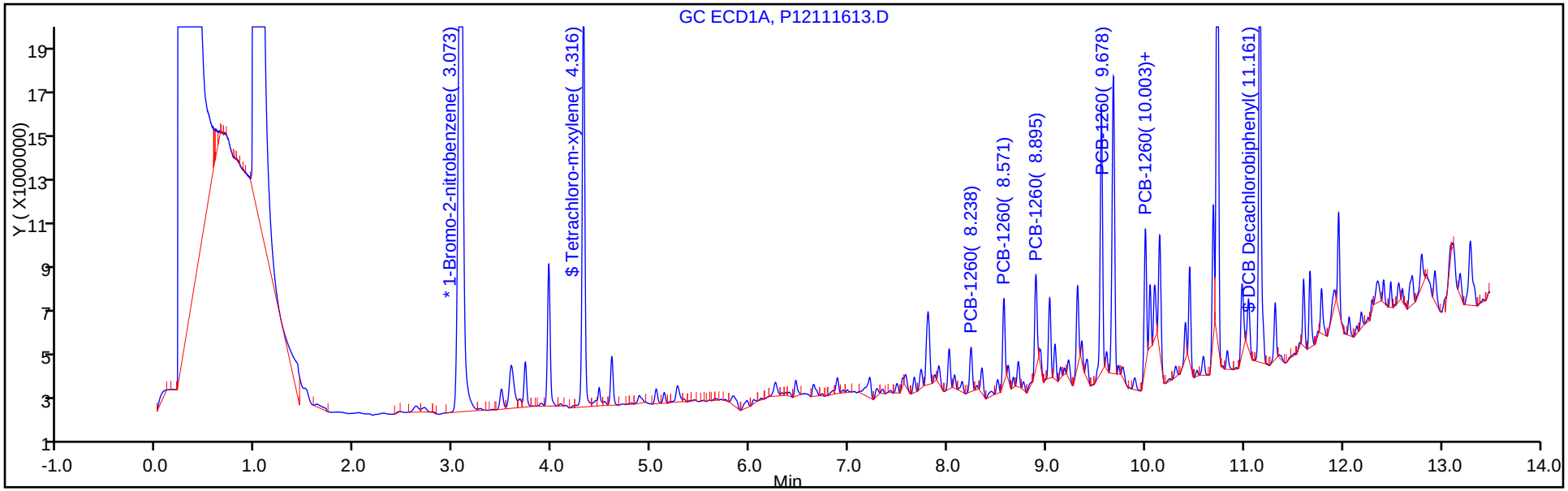

Y Scaling: Method Defined: Set to Absolute Y Value

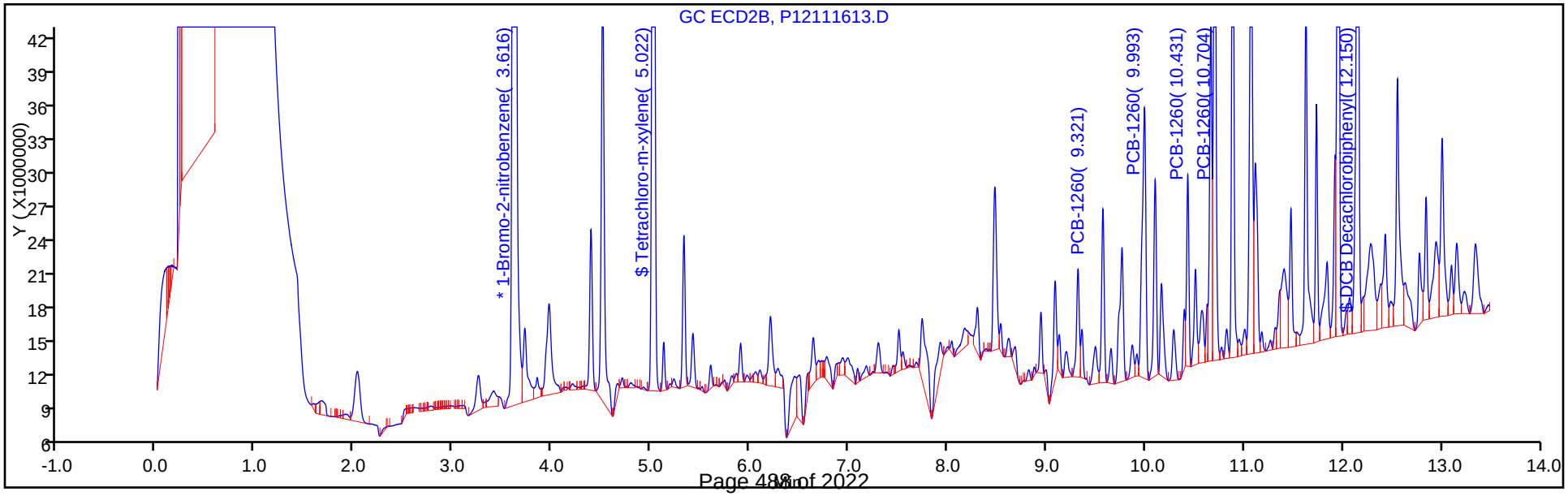

Report Date: 17-Nov-2017 05:31:38 Chrom Revision: 2.2 13-Nov-2017 17:19:06

TestAmerica Canton

Data File: \\ChromNA\Canton\ChromData\A2HP12\20171116-70739.b\P12111613.D

Injection Date:	16-Nov-2017 12:15:48	Instrument ID:	A2HP12
Lims ID:	240-87740-B-50-A	Lab Sample ID:	240-87740-50
Client ID:	I-SB-1781-00-01		
Operator ID:		ALS Bottle#:	13 Worklist Smp#: 13
Injection Vol:	1.0 uL	Dil. Factor:	1.0000
Method:	PCB12IS	Limit Group:	GC 8082A IS
Column:		Detector	GC ECD1A

10 PCB-1260, CAS: 11096-82-5

Calibration Sample, Level: 6

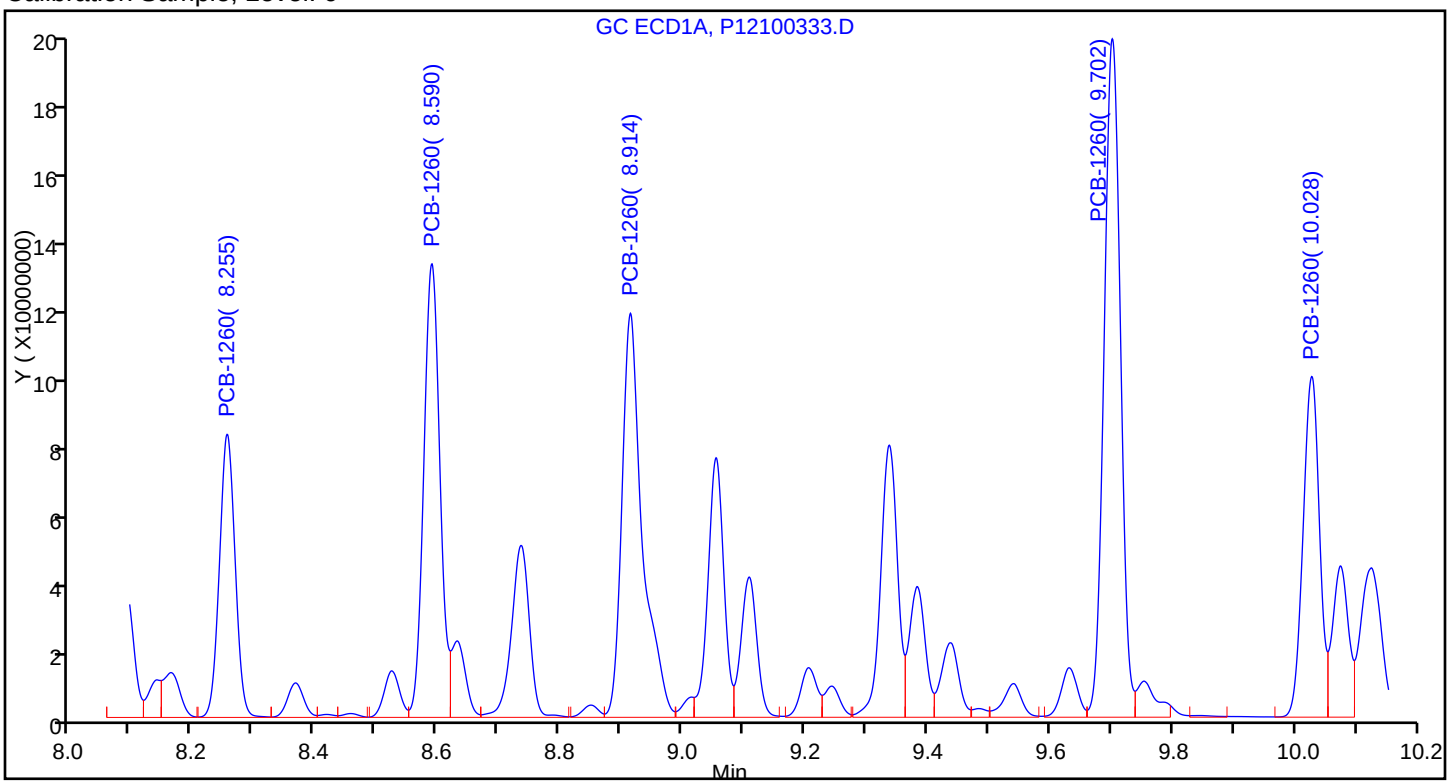

Sample

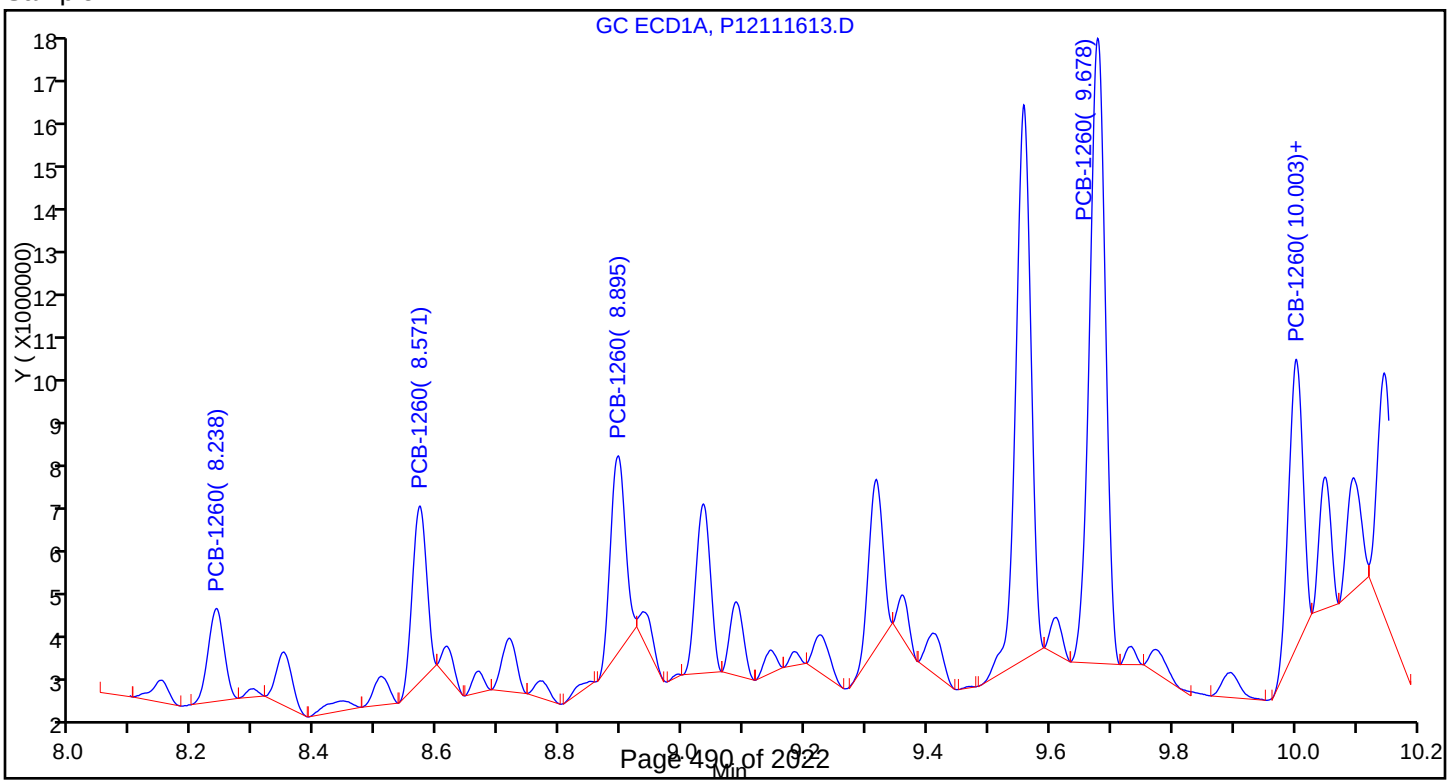

Report Date: 17-Nov-2017 05:31:41 Chrom Revision: 2.2 13-Nov-2017 17:19:06

TestAmerica Canton

Data File: \\ChromNA\Canton\ChromData\A2HP12\20171116-70739.b\P12111614.D

Injection Date:	16-Nov-2017 12:33:31	Instrument ID:	A2HP12	Operator ID:	
Lims ID:	240-87740-B-52-A	Lab Sample ID:	240-87740-52	Worklist Smp#:	14
Client ID:	I-SB-1782-00-01				
Injection Vol:	1.0 uL	Dil. Factor:	2.0000	ALS Bottle#:	14
Method:	PCB12IS	Limit Group:	GC 8082A IS		

Y Scaling: Method Defined: Set to Absolute Y Value

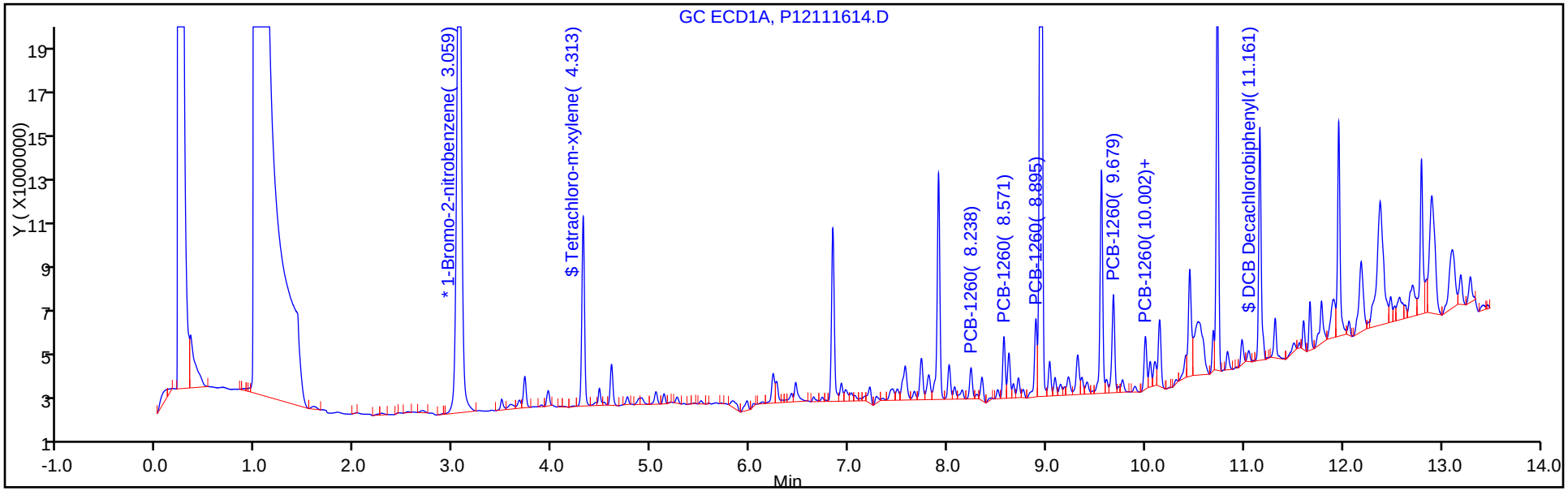

Y Scaling: Method Defined: Set to Absolute Y Value

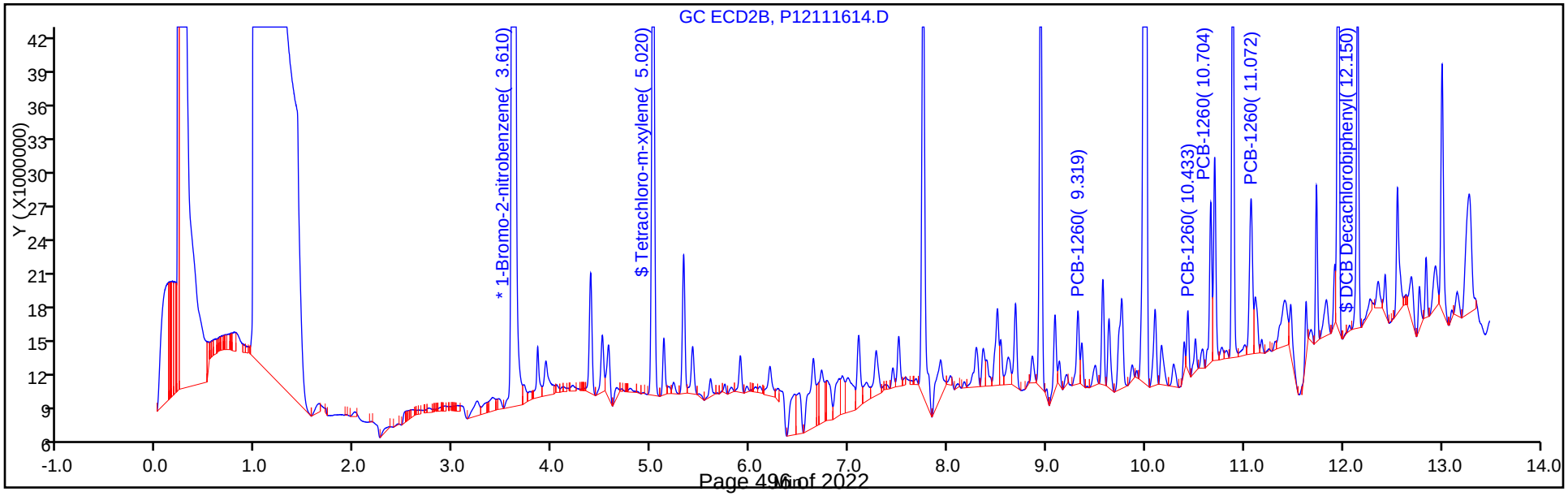

Report Date: 17-Nov-2017 05:31:41 Chrom Revision: 2.2 13-Nov-2017 17:19:06

TestAmerica Canton

Data File: \\ChromNA\Canton\ChromData\A2HP12\20171116-70739.b\P12111614.D

Injection Date:	16-Nov-2017 12:33:31	Instrument ID:	A2HP12
Lims ID:	240-87740-B-52-A	Lab Sample ID:	240-87740-52
Client ID:	I-SB-1782-00-01		
Operator ID:		ALS Bottle#:	14 Worklist Smp#: 14
Injection Vol:	1.0 uL	Dil. Factor:	2.0000
Method:	PCB12IS	Limit Group:	GC 8082A IS
Column:		Detector	GC ECD1A

10 PCB-1260, CAS: 11096-82-5

Calibration Sample, Level: 6

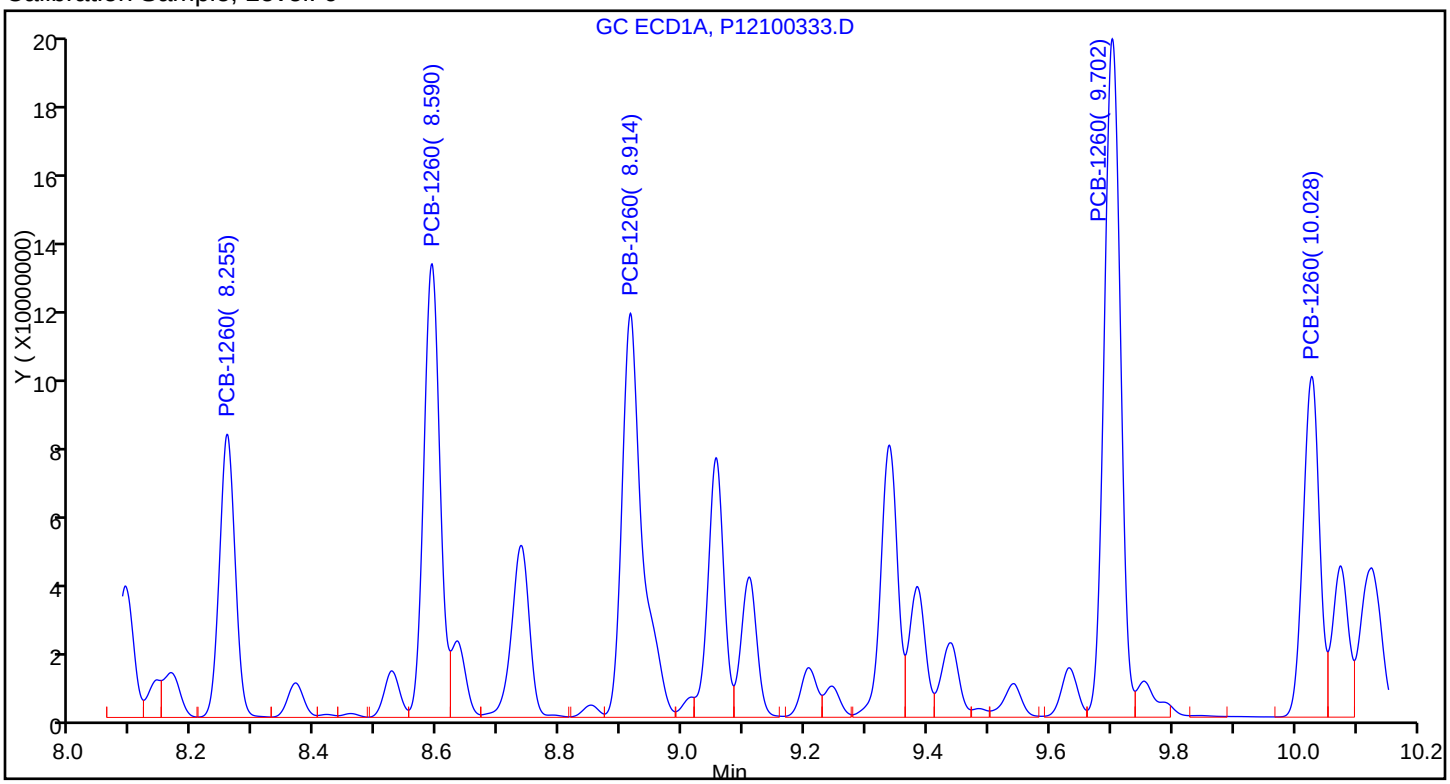

Sample

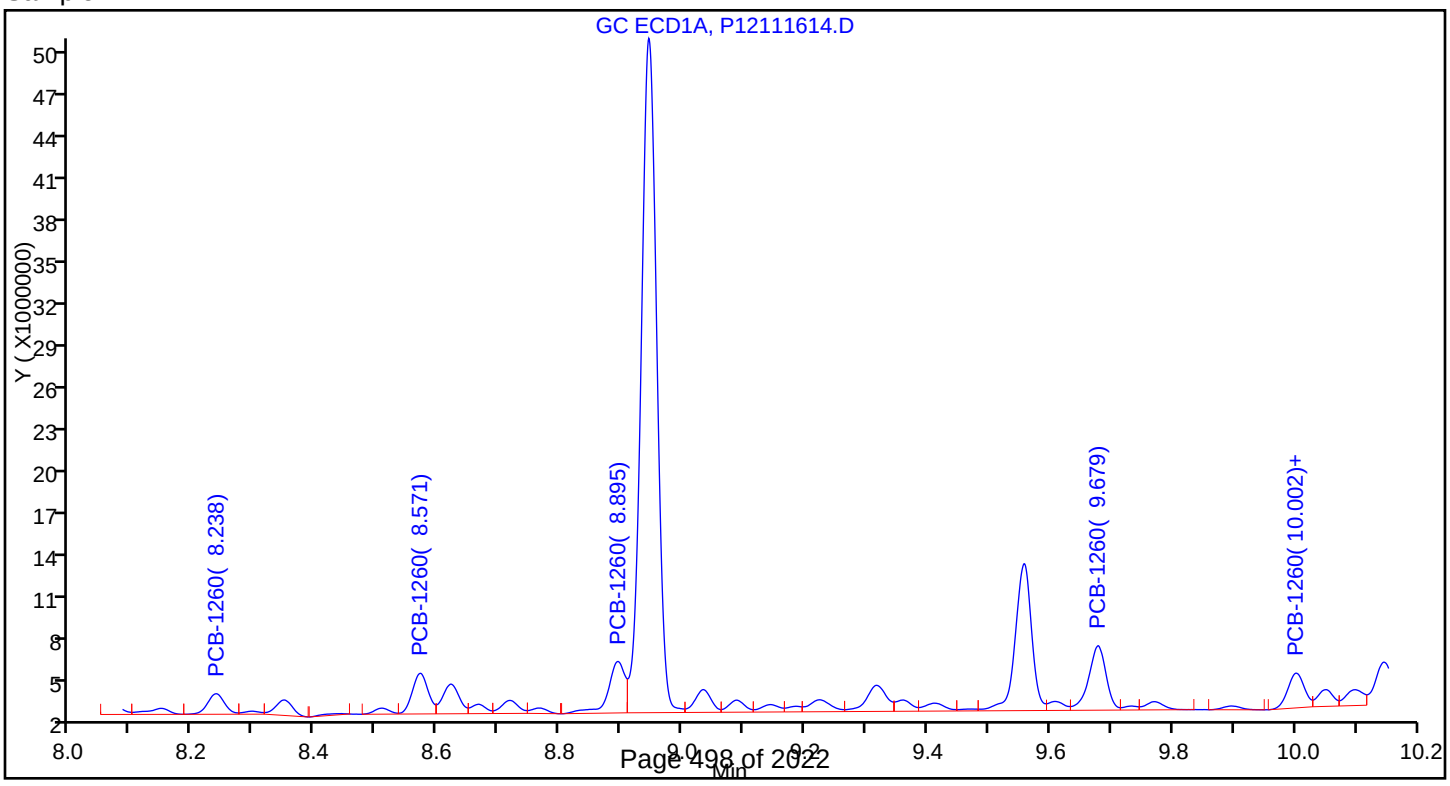

Report Date: 17-Nov-2017 05:31:44 Chrom Revision: 2.2 13-Nov-2017 17:19:06

TestAmerica Canton

Data File: \\ChromNA\Canton\ChromData\A2HP12\20171116-70739.b\P12111615.D

Injection Date:	16-Nov-2017 12:51:11	Instrument ID:	A2HP12	Operator ID:	
Lims ID:	240-87740-B-54-A	Lab Sample ID:	240-87740-54	Worklist Smp#:	15
Client ID:	E-SB-1783-00-01				
Injection Vol:	1.0 uL	Dil. Factor:	1.0000	ALS Bottle#:	15
Method:	PCB12IS	Limit Group:	GC 8082A IS		

Y Scaling: Method Defined: Set to Absolute Y Value

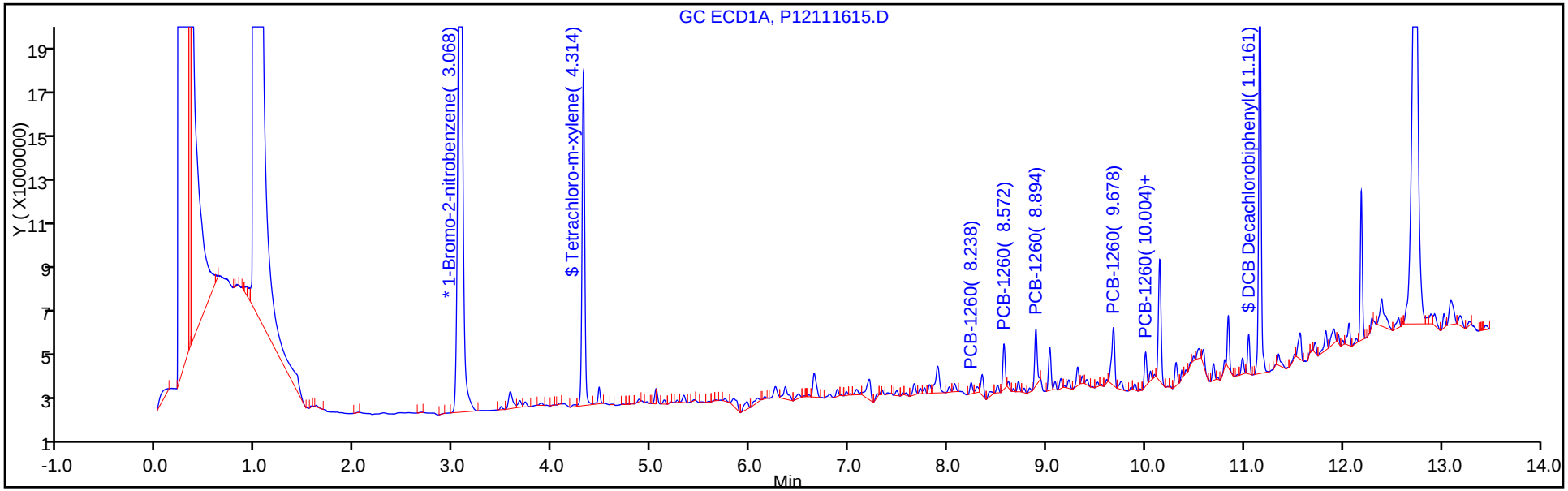

Y Scaling: Method Defined: Set to Absolute Y Value

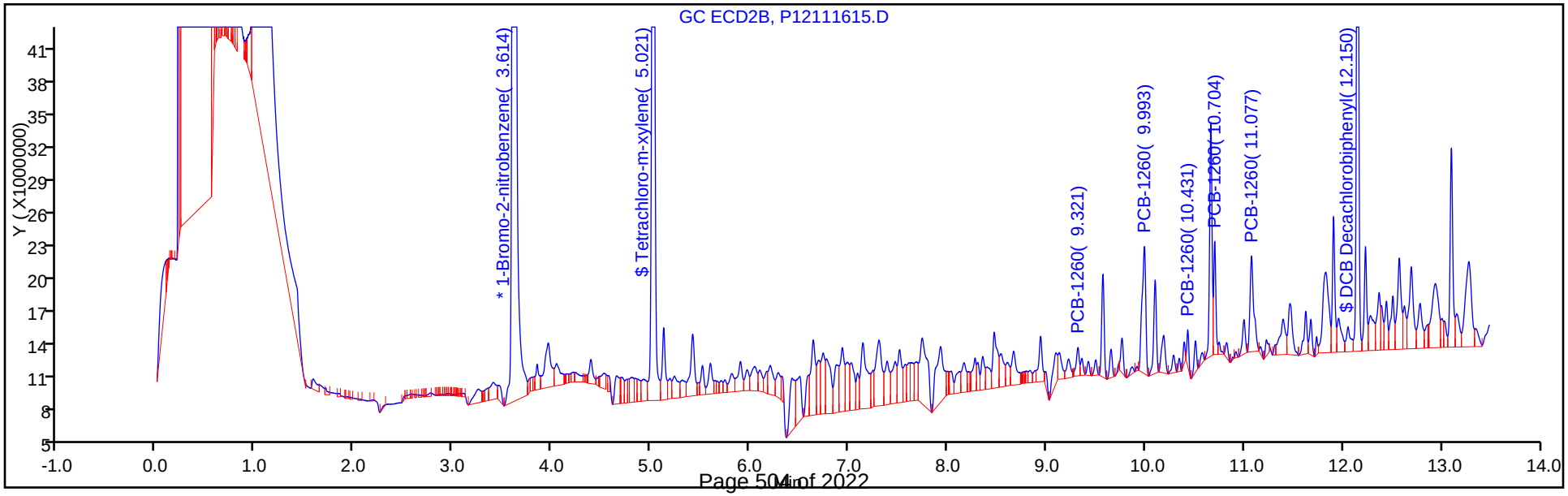

Report Date: 17-Nov-2017 05:31:44 Chrom Revision: 2.2 13-Nov-2017 17:19:06

TestAmerica Canton

Data File: \\ChromNA\Canton\ChromData\A2HP12\20171116-70739.b\P12111615.D

Injection Date:	16-Nov-2017 12:51:11	Instrument ID:	A2HP12
Lims ID:	240-87740-B-54-A	Lab Sample ID:	240-87740-54
Client ID:	E-SB-1783-00-01		
Operator ID:		ALS Bottle#:	15 Worklist Smp#: 15
Injection Vol:	1.0 uL	Dil. Factor:	1.0000
Method:	PCB12IS	Limit Group:	GC 8082A IS
Column:		Detector	GC ECD1A

10 PCB-1260, CAS: 11096-82-5

Calibration Sample, Level: 6

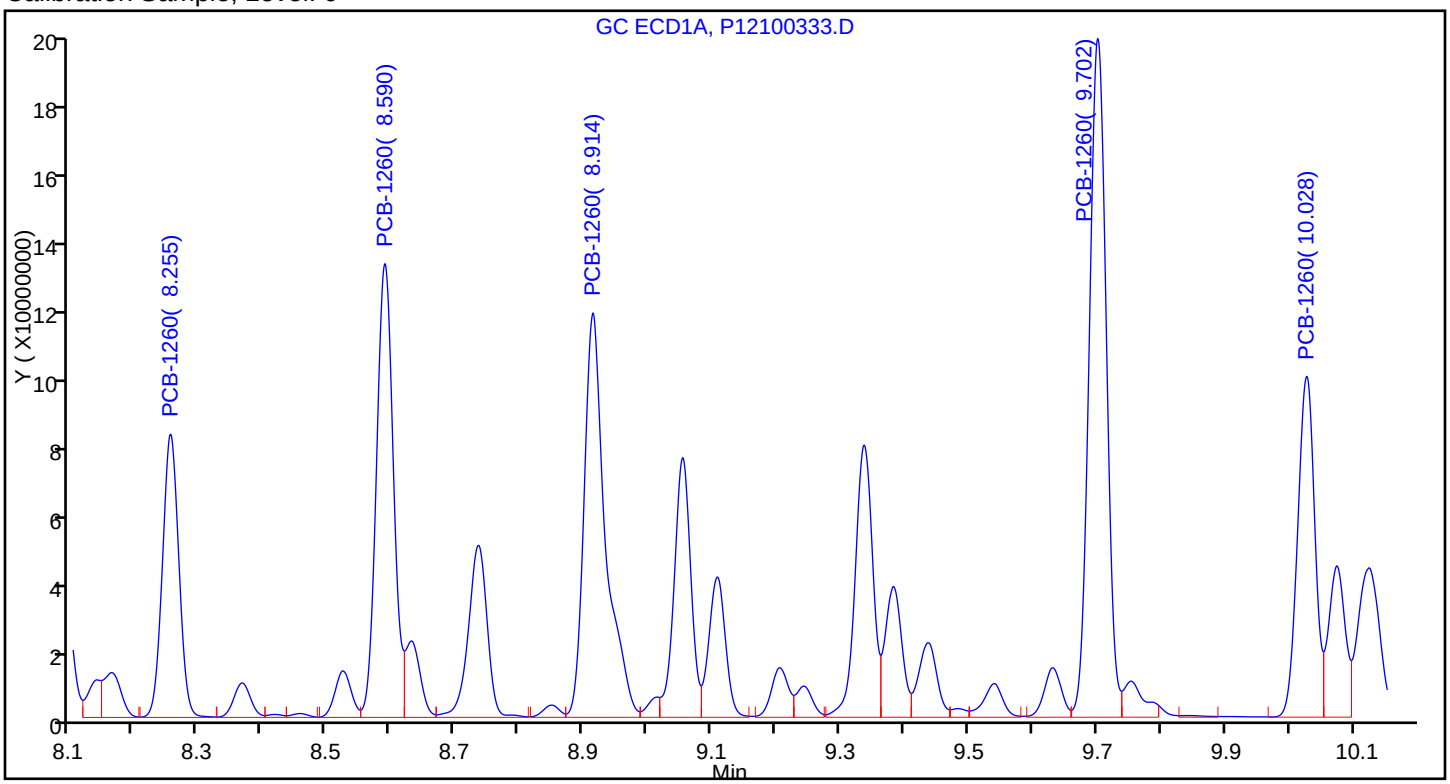

Sample

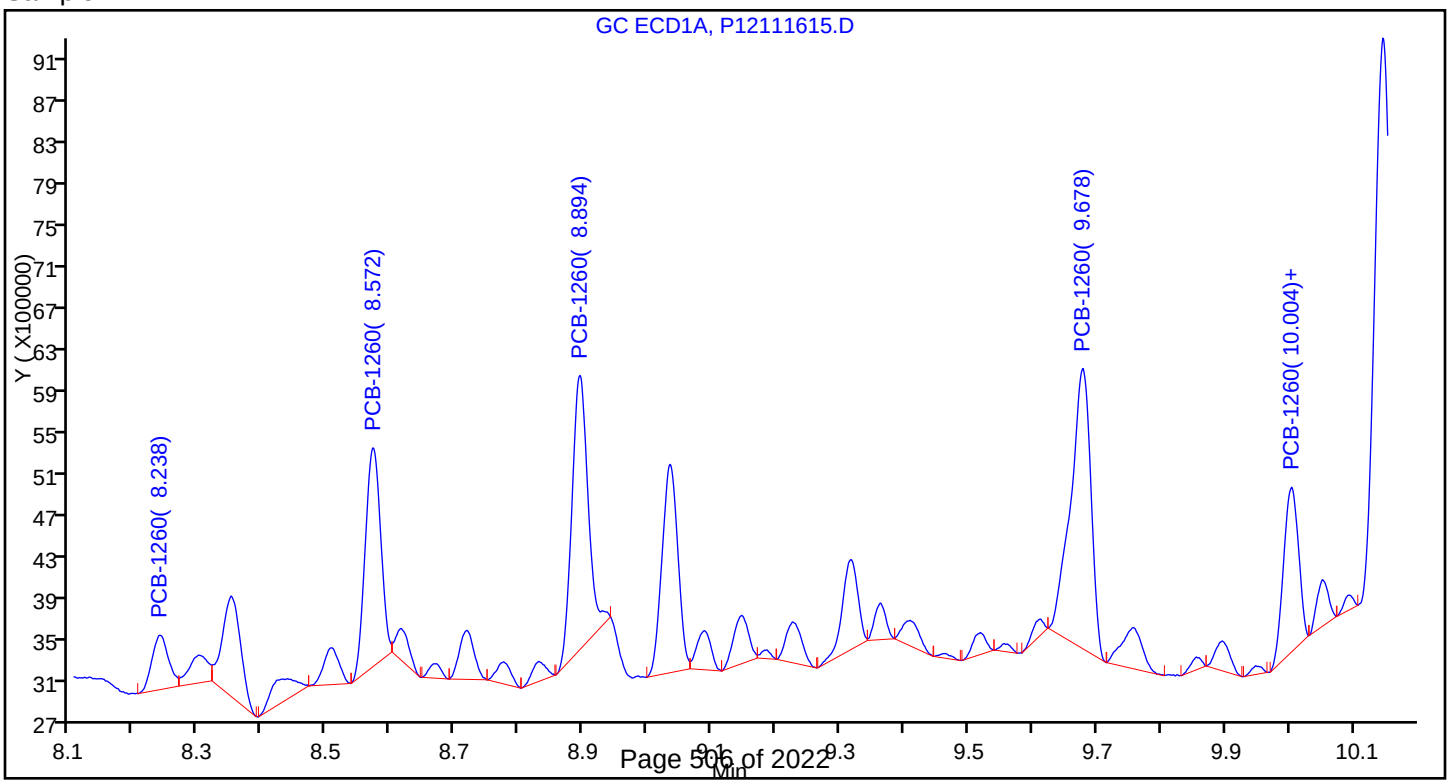

Report Date: 17-Nov-2017 05:31:46 Chrom Revision: 2.2 13-Nov-2017 17:19:06

TestAmerica Canton

Data File: \\ChromNA\Canton\ChromData\A2HP12\20171116-70739.b\P12111616.D

Injection Date:	16-Nov-2017 13:08:50	Instrument ID:	A2HP12	Operator ID:	
Lims ID:	240-87740-B-56-A	Lab Sample ID:	240-87740-56	Worklist Smp#:	16
Client ID:	E-SB-1784-00-01				
Injection Vol:	1.0 uL	Dil. Factor:	1.0000	ALS Bottle#:	16
Method:	PCB12IS	Limit Group:	GC 8082A IS		

Y Scaling: Method Defined: Set to Absolute Y Value

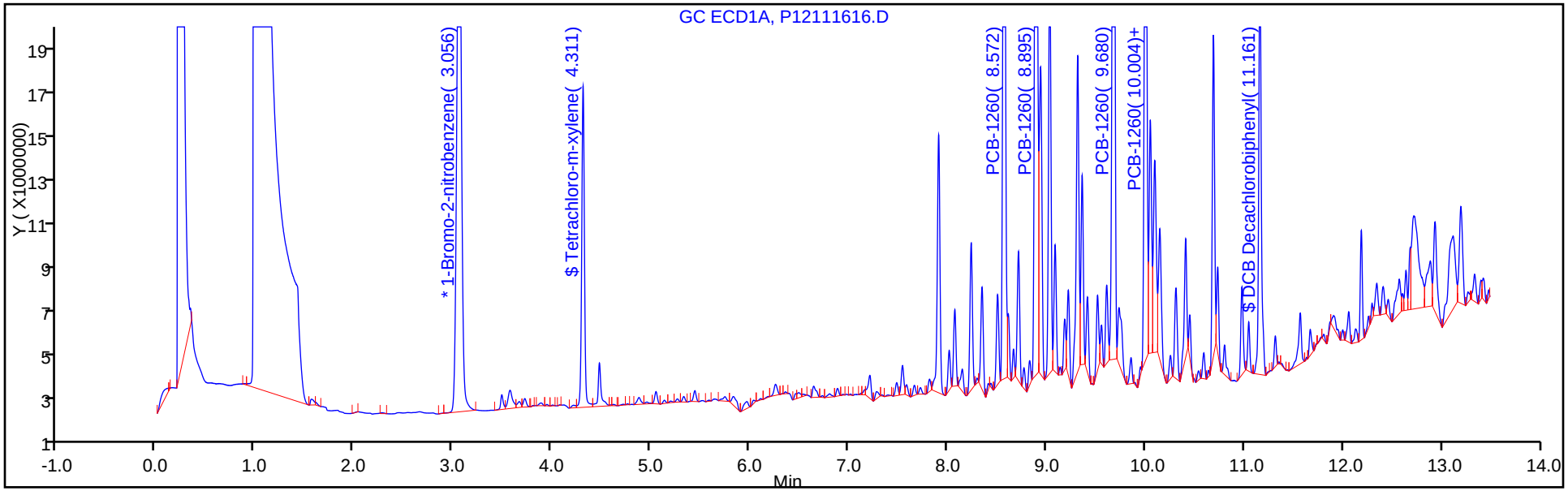

Y Scaling: Method Defined: Set to Absolute Y Value

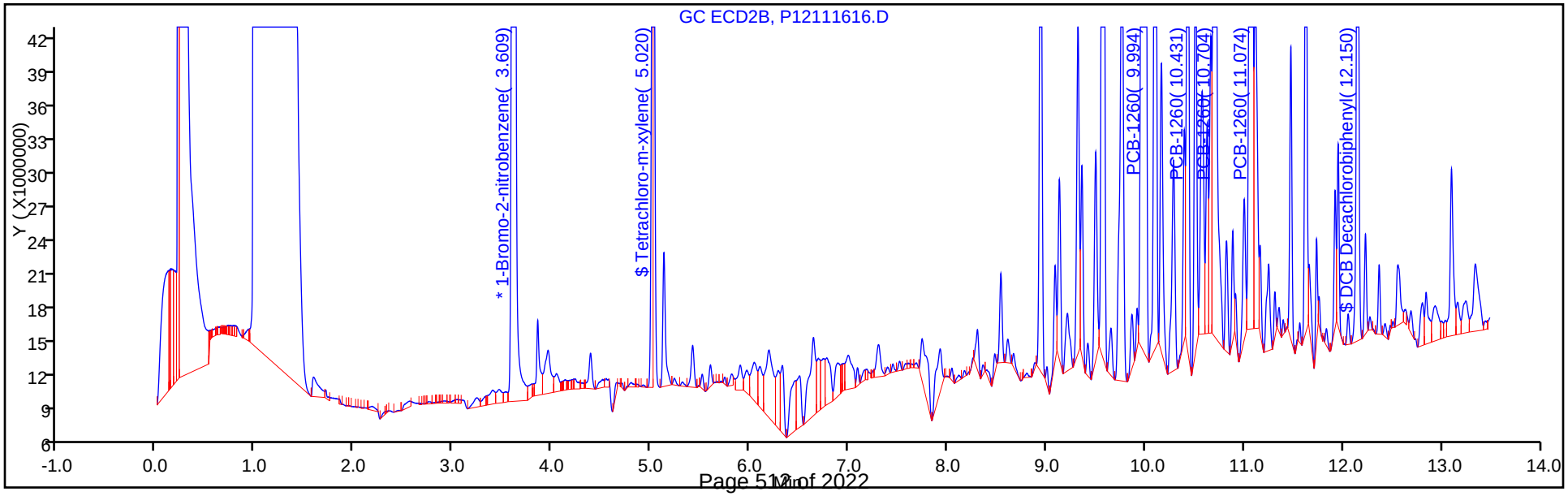

Report Date: 17-Nov-2017 05:31:47 Chrom Revision: 2.2 13-Nov-2017 17:19:06

TestAmerica Canton

Data File: \\ChromNA\Canton\ChromData\A2HP12\20171116-70739.b\P12111616.D

Injection Date:	16-Nov-2017 13:08:50	Instrument ID:	A2HP12
Lims ID:	240-87740-B-56-A	Lab Sample ID:	240-87740-56
Client ID:	E-SB-1784-00-01		
Operator ID:		ALS Bottle#:	16 Worklist Smp#: 16
Injection Vol:	1.0 uL	Dil. Factor:	1.0000
Method:	PCB12IS	Limit Group:	GC 8082A IS
Column:		Detector	GC ECD1A

10 PCB-1260, CAS: 11096-82-5

Calibration Sample, Level: 6

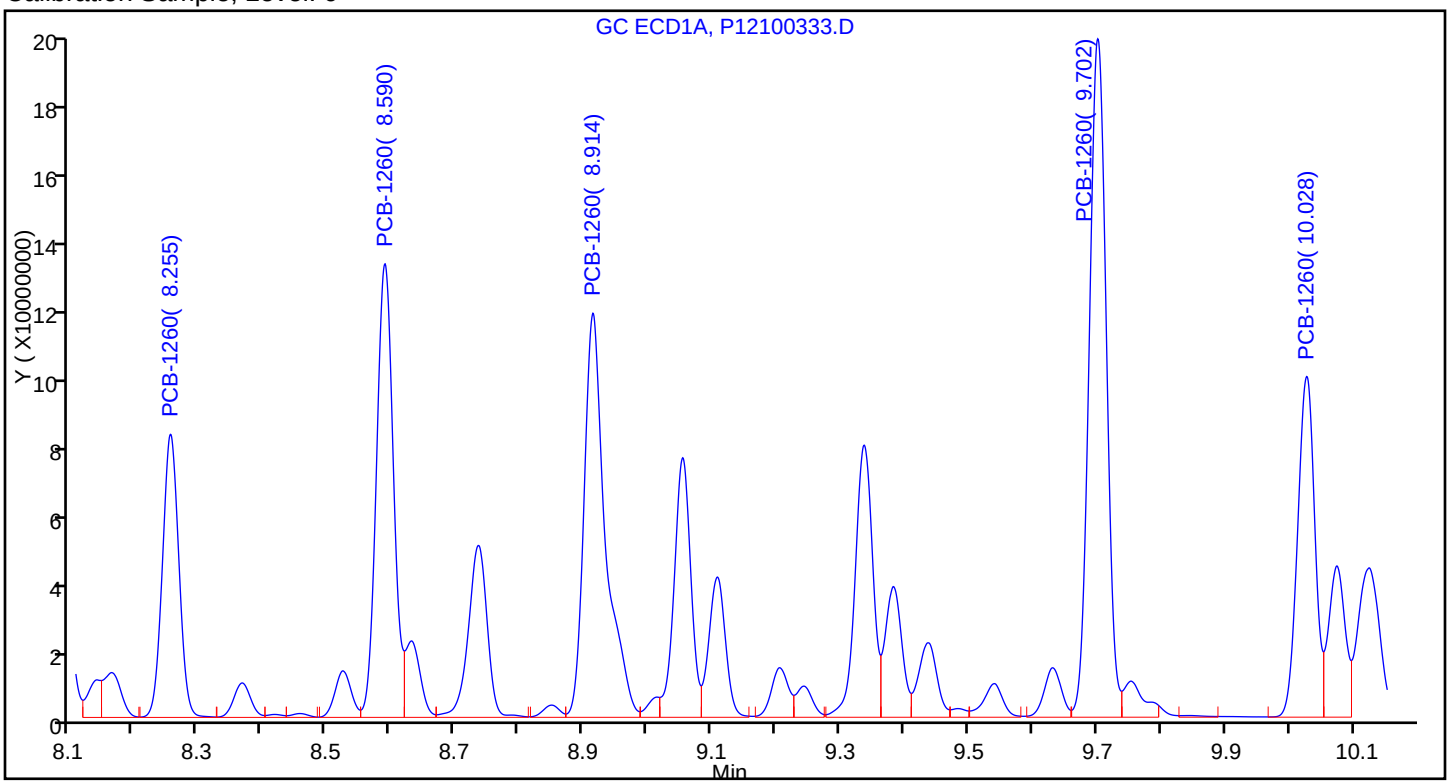

Sample

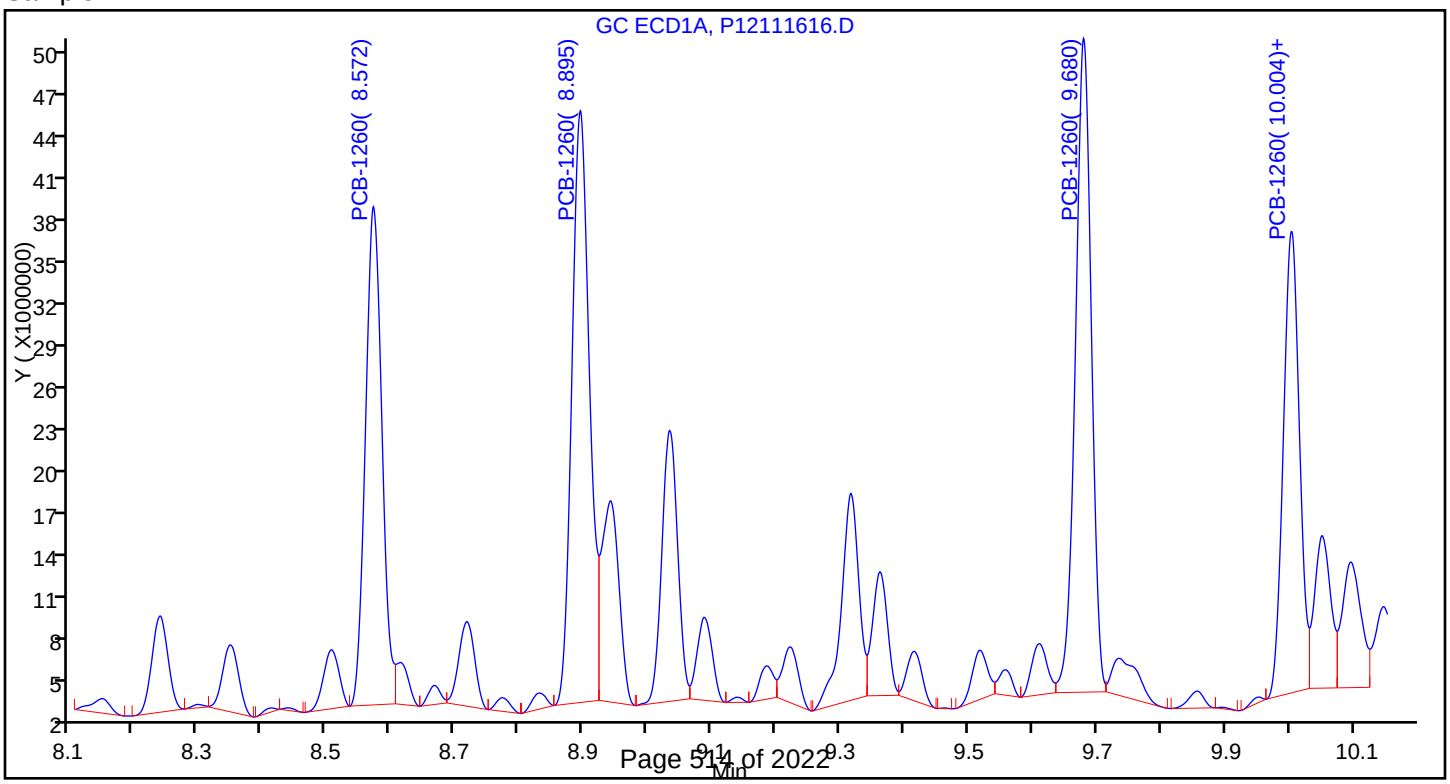

Report Date: 17-Nov-2017 05:31:51 Chrom Revision: 2.2 13-Nov-2017 17:19:06

TestAmerica Canton

Data File: \\ChromNA\Canton\ChromData\A2HP12\20171116-70739.b\P12111617.D

Injection Date:	16-Nov-2017 13:26:38	Instrument ID:	A2HP12	Operator ID:	
Lims ID:	240-87740-B-58-A	Lab Sample ID:	240-87740-58	Worklist Smp#:	17
Client ID:	E-SB-1785-00-01				
Injection Vol:	1.0 uL	Dil. Factor:	1.0000	ALS Bottle#:	17
Method:	PCB12IS	Limit Group:	GC 8082A IS		

Y Scaling: Method Defined: Set to Absolute Y Value

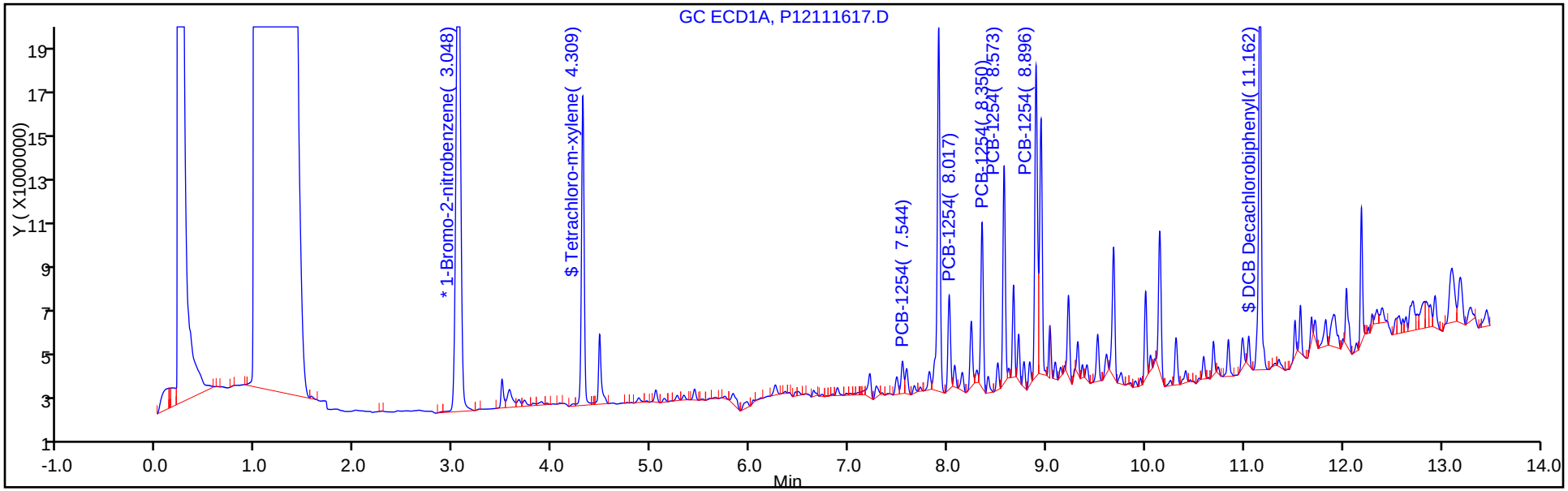

Y Scaling: Method Defined: Set to Absolute Y Value

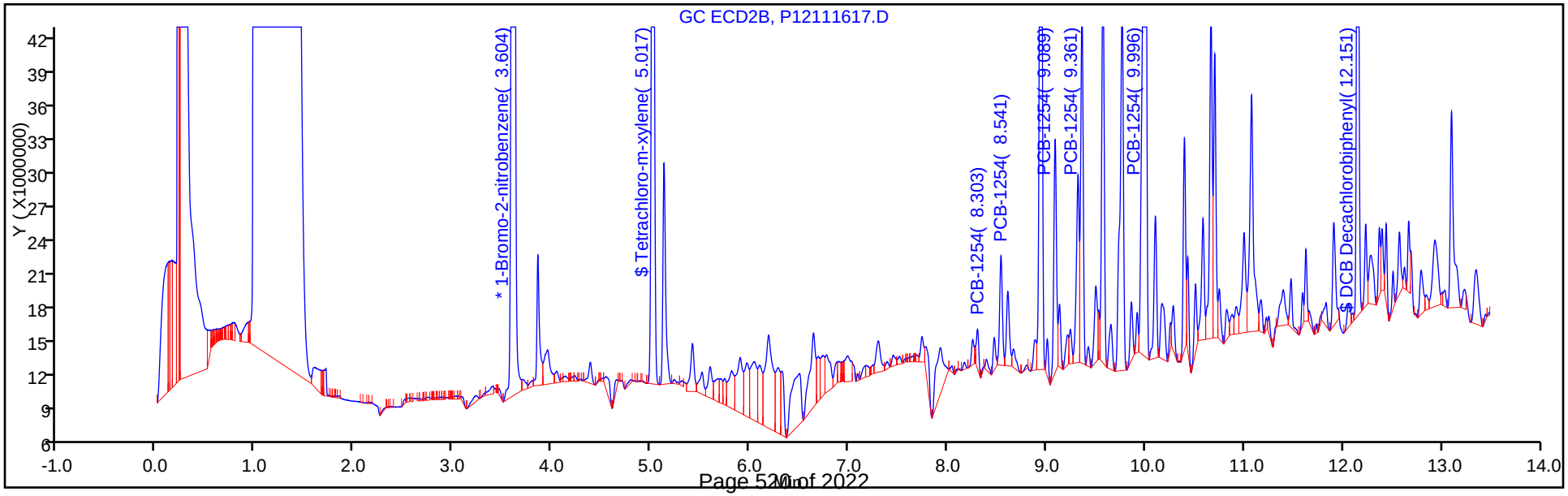

Report Date: 17-Nov-2017 05:31:53 Chrom Revision: 2.2 13-Nov-2017 17:19:06

TestAmerica Canton

Data File: \\ChromNA\Canton\ChromData\A2HP12\20171116-70739.b\P12111617.D

Injection Date:	16-Nov-2017 13:26:38	Instrument ID:	A2HP12		
Lims ID:	240-87740-B-58-A	Lab Sample ID:	240-87740-58		
Client ID:	E-SB-1785-00-01				
Operator ID:		ALS Bottle#:	17	Worklist Smp#:	17
Injection Vol:	1.0 uL	Dil. Factor:	1.0000		
Method:	PCB12IS	Limit Group:	GC 8082A IS		
Column:		Detector	GC ECD1A		

8 PCB-1254, CAS: 11097-69-1

Calibration Sample, Level: 6

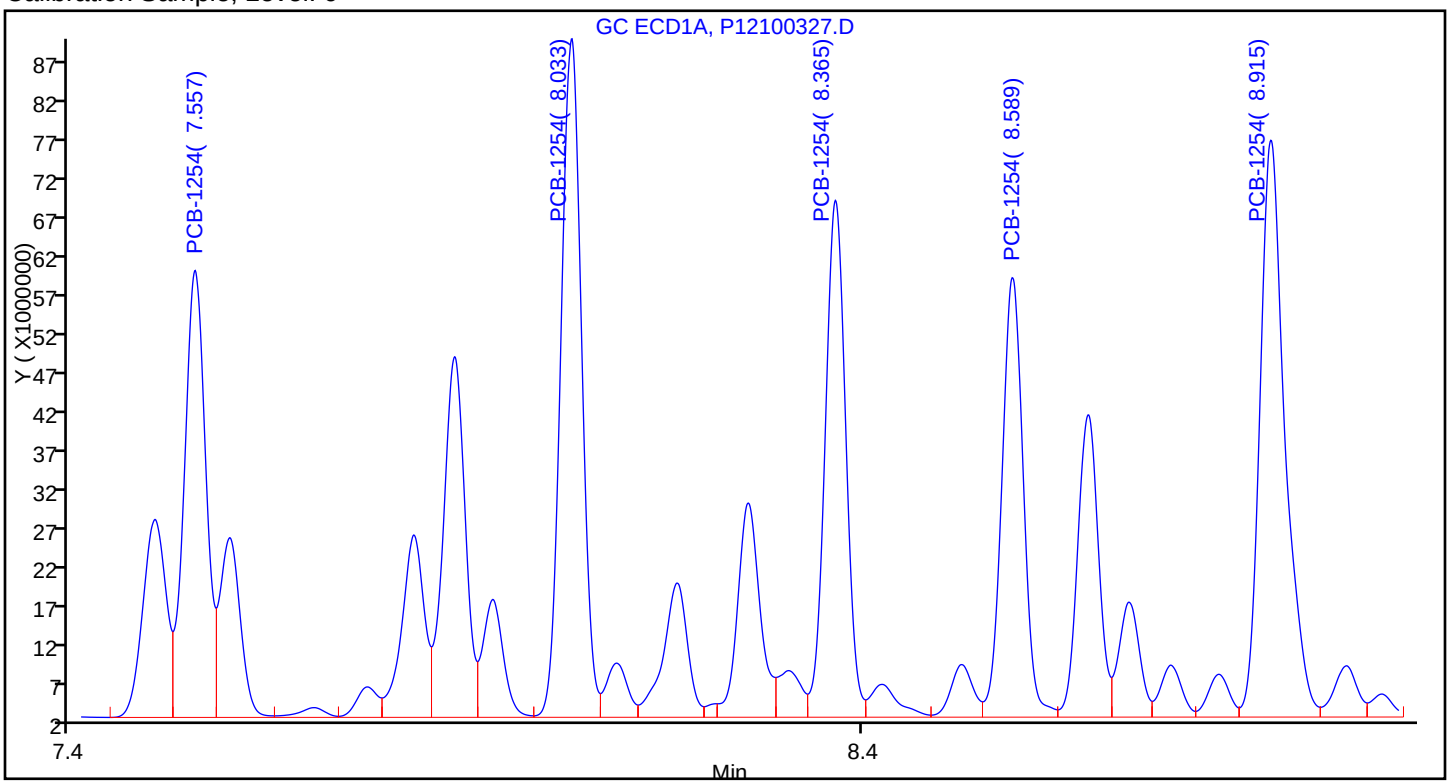

Sample

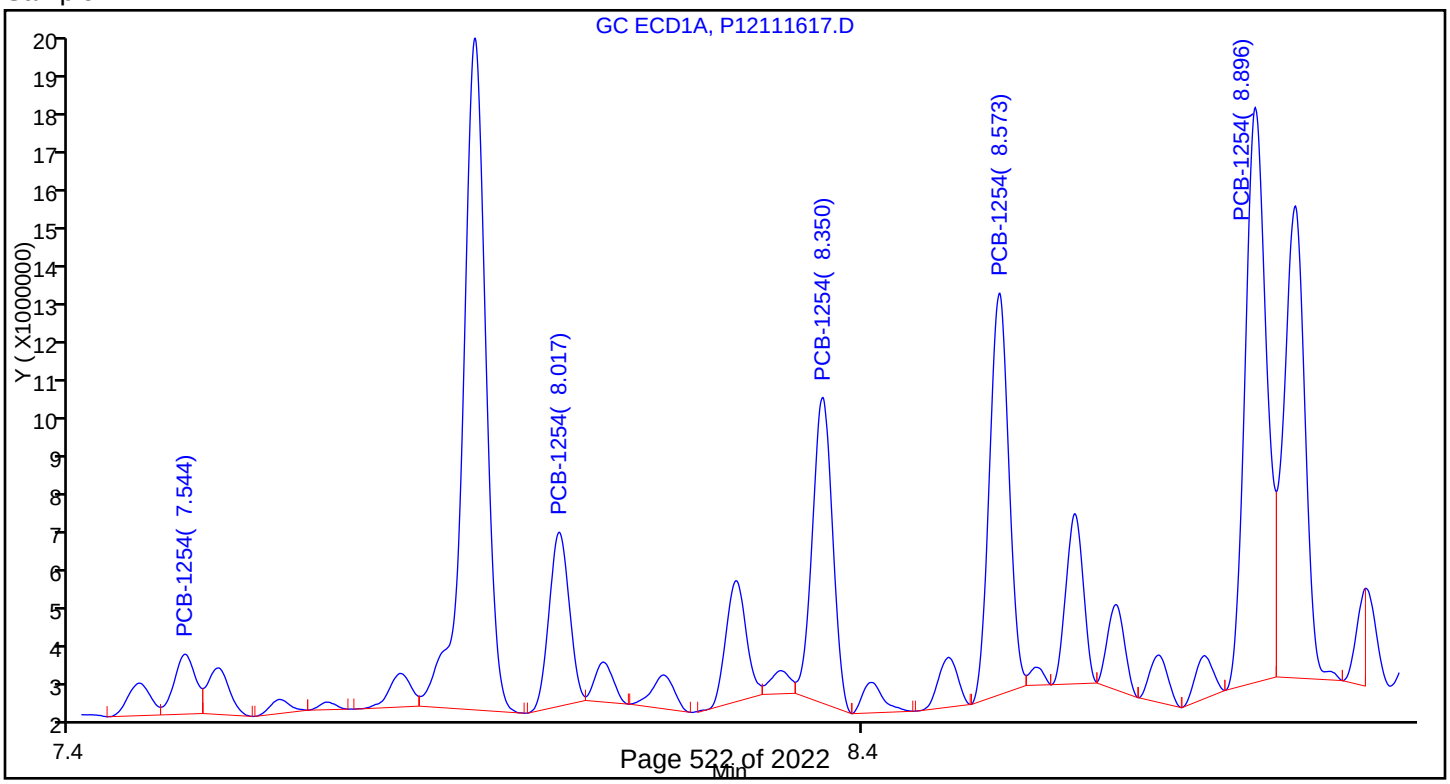

Report Date: 17-Nov-2017 05:31:56 Chrom Revision: 2.2 13-Nov-2017 17:19:06

TestAmerica Canton

Data File: \\ChromNA\Canton\ChromData\A2HP12\20171116-70739.b\P12111618.D

Injection Date:	16-Nov-2017 13:44:18	Instrument ID:	A2HP12	Operator ID:	
Lims ID:	240-87740-B-60-A	Lab Sample ID:	240-87740-60	Worklist Smp#:	18
Client ID:	E-SB-1786-00-01				
Injection Vol:	1.0 uL	Dil. Factor:	1.0000	ALS Bottle#:	18
Method:	PCB12IS	Limit Group:	GC 8082A IS		

Y Scaling: Method Defined: Set to Absolute Y Value

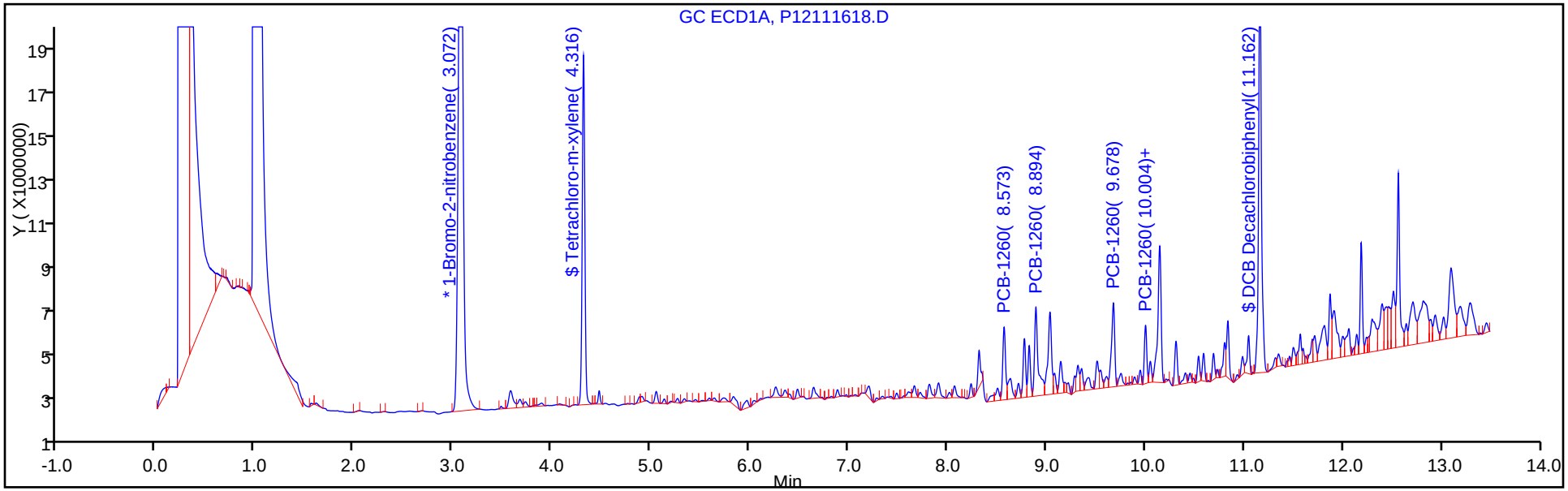

Y Scaling: Method Defined: Set to Absolute Y Value

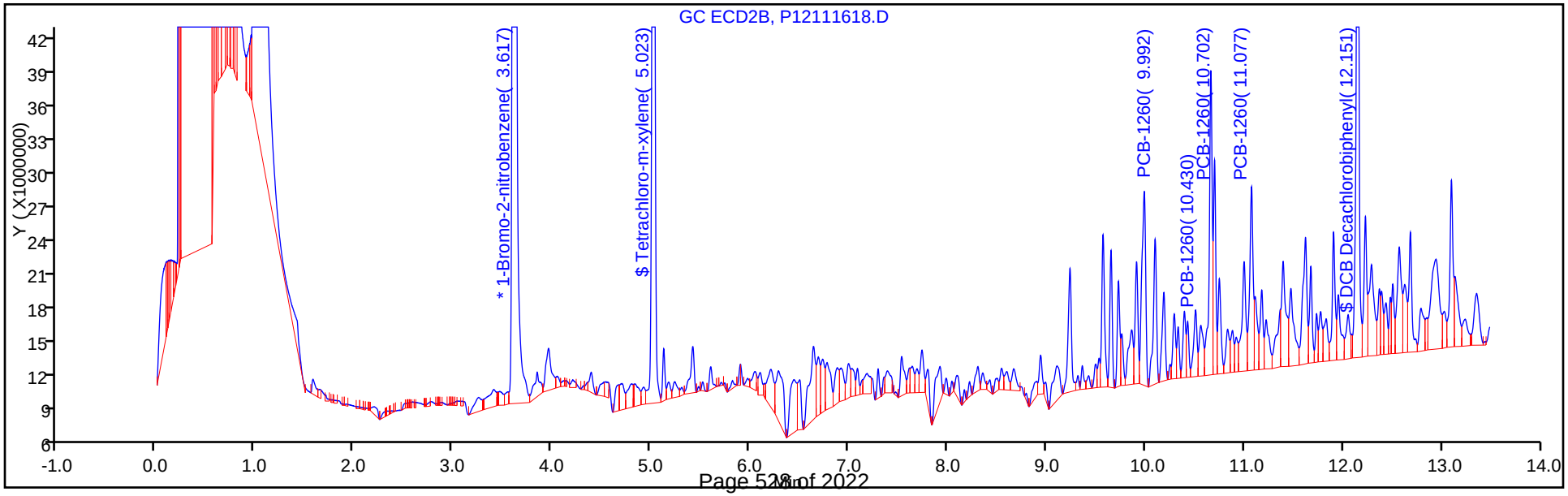

Report Date: 17-Nov-2017 05:31:56 Chrom Revision: 2.2 13-Nov-2017 17:19:06

TestAmerica Canton

Data File: \\ChromNA\Canton\ChromData\A2HP12\20171116-70739.b\P12111618.D

Injection Date:	16-Nov-2017 13:44:18	Instrument ID:	A2HP12
Lims ID:	240-87740-B-60-A	Lab Sample ID:	240-87740-60
Client ID:	E-SB-1786-00-01		
Operator ID:		ALS Bottle#:	18 Worklist Smp#: 18
Injection Vol:	1.0 uL	Dil. Factor:	1.0000
Method:	PCB12IS	Limit Group:	GC 8082A IS
Column:		Detector	GC ECD1A

10 PCB-1260, CAS: 11096-82-5

Calibration Sample, Level: 6

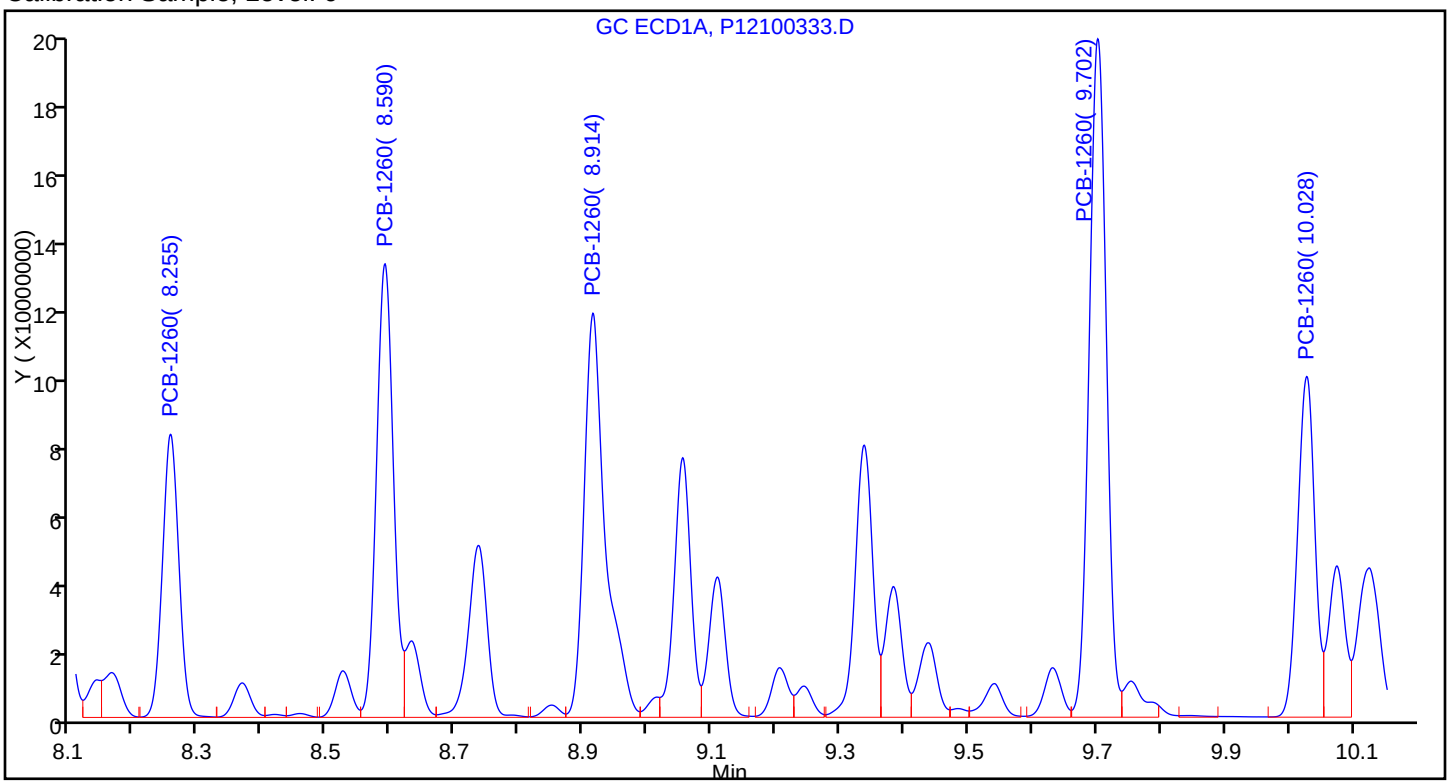

Sample

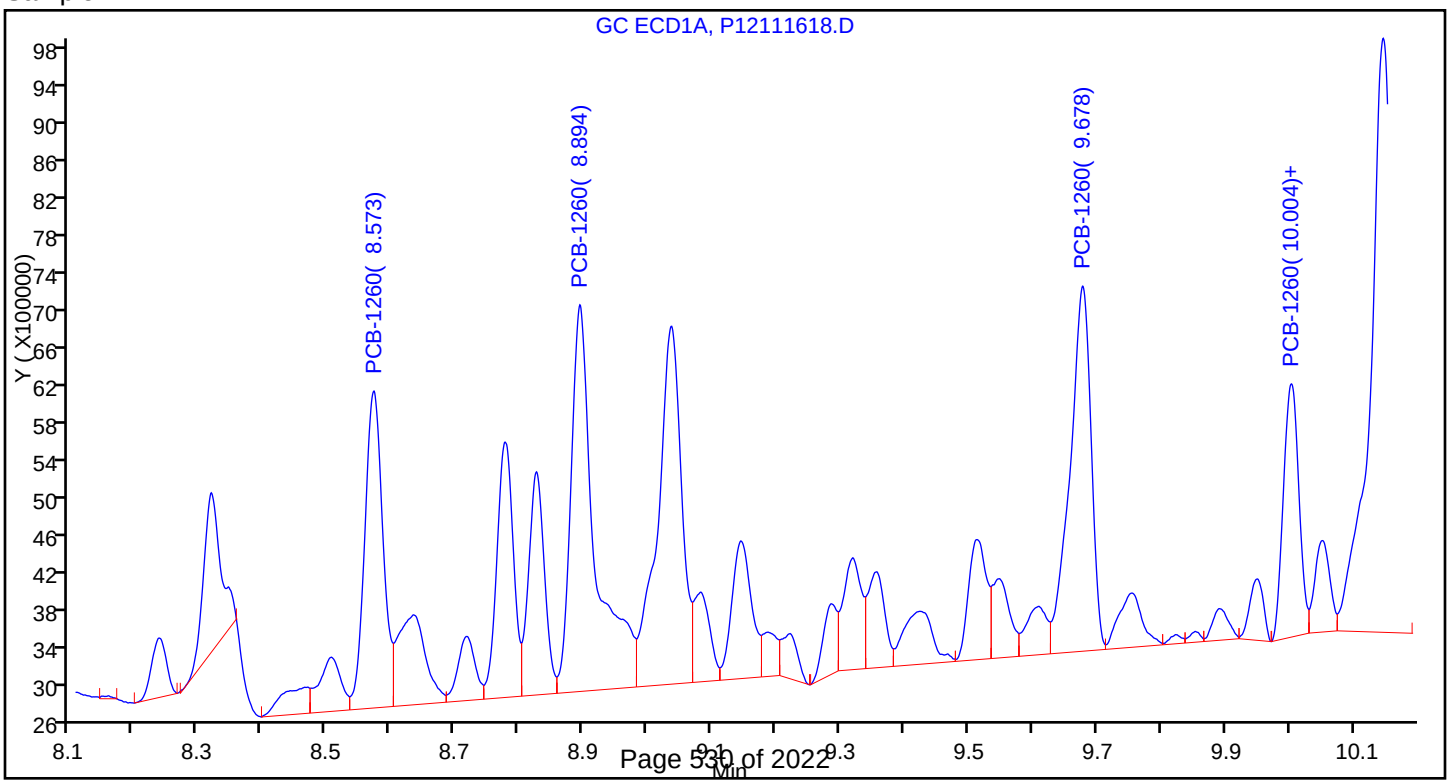

Report Date: 17-Nov-2017 05:32:01 Chrom Revision: 2.2 13-Nov-2017 17:19:06

TestAmerica Canton

Data File: \\ChromNA\Canton\ChromData\A2HP12\20171116-70739.b\P12111619.D

Injection Date:	16-Nov-2017 14:01:58	Instrument ID:	A2HP12	Operator ID:	
Lims ID:	240-87740-B-62-A	Lab Sample ID:	240-87740-62	Worklist Smp#:	19
Client ID:	E-SB-1787-00-01				
Injection Vol:	1.0 uL	Dil. Factor:	1.0000	ALS Bottle#:	19
Method:	PCB12IS	Limit Group:	GC 8082A IS		

Y Scaling: Method Defined: Set to Absolute Y Value

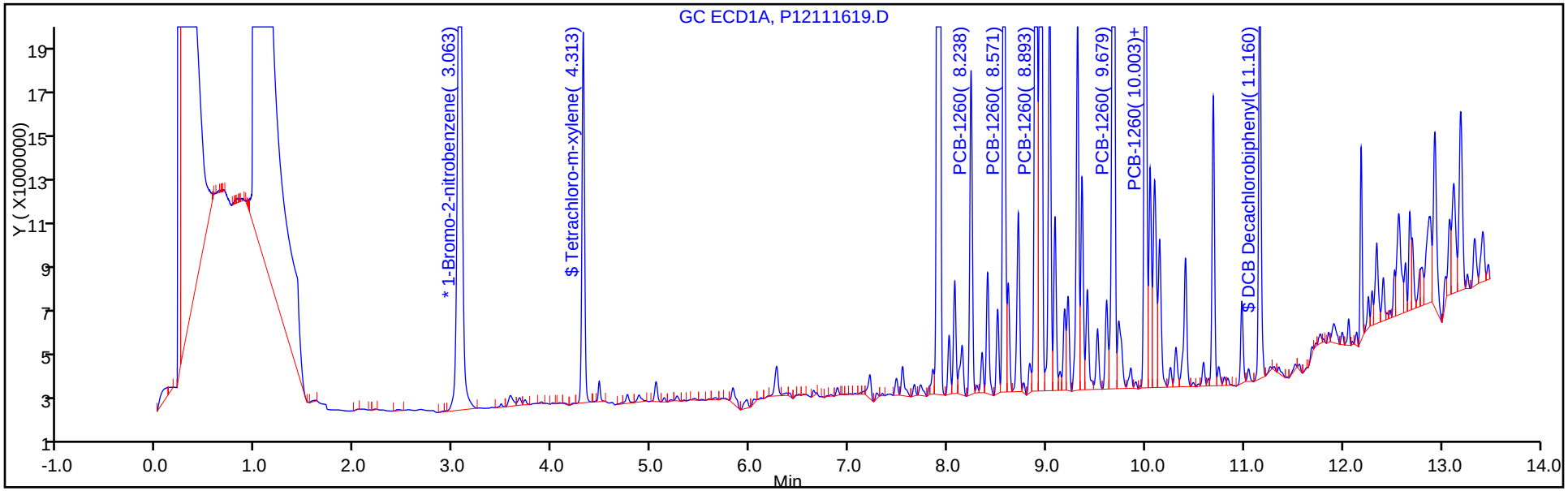

Y Scaling: Method Defined: Set to Absolute Y Value

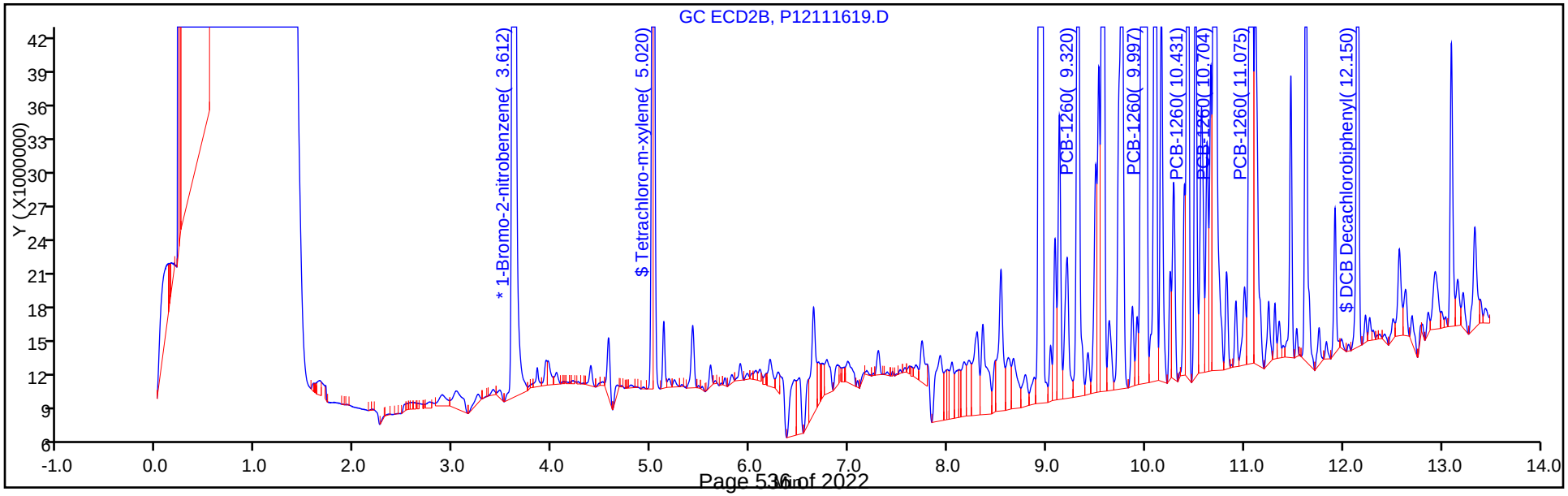

Report Date: 17-Nov-2017 05:32:02 Chrom Revision: 2.2 13-Nov-2017 17:19:06

TestAmerica Canton

Data File: \\ChromNA\Canton\ChromData\A2HP12\20171116-70739.b\P12111619.D

Injection Date:	16-Nov-2017 14:01:58	Instrument ID:	A2HP12
Lims ID:	240-87740-B-62-A	Lab Sample ID:	240-87740-62
Client ID:	E-SB-1787-00-01		
Operator ID:		ALS Bottle#:	19 Worklist Smp#: 19
Injection Vol:	1.0 uL	Dil. Factor:	1.0000
Method:	PCB12IS	Limit Group:	GC 8082A IS
Column:		Detector	GC ECD1A

10 PCB-1260, CAS: 11096-82-5

Calibration Sample, Level: 6

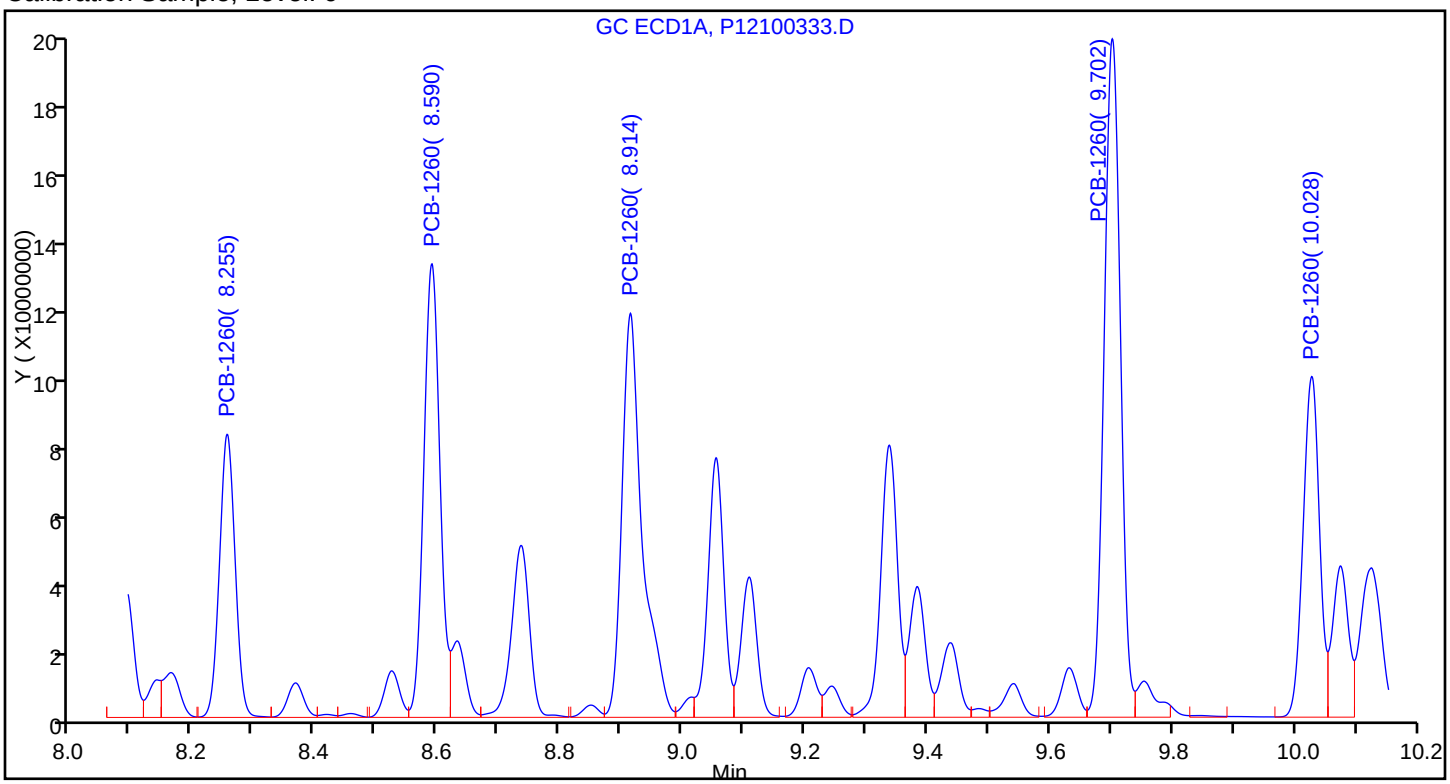

Sample

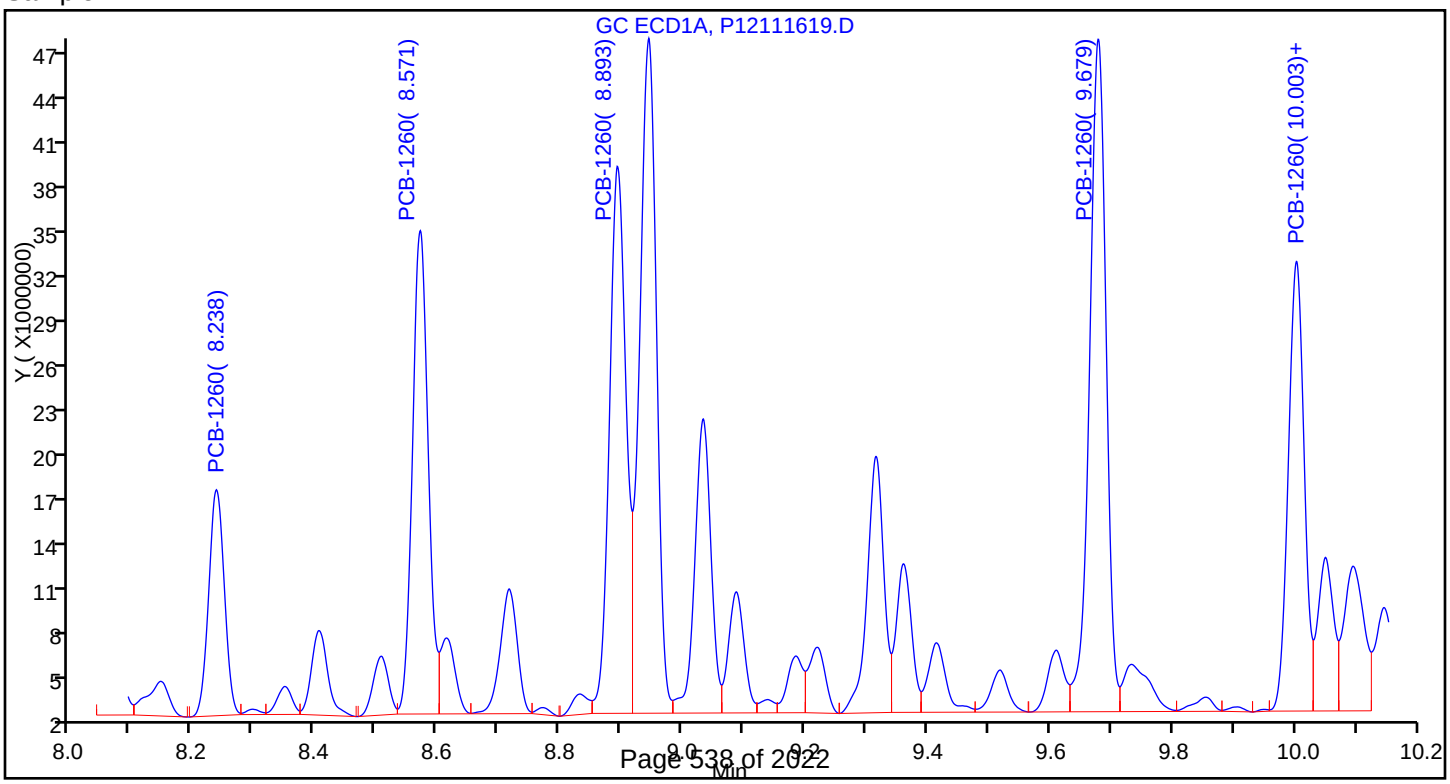

Report Date: 17-Nov-2017 05:32:06 Chrom Revision: 2.2 13-Nov-2017 17:19:06

TestAmerica Canton

Data File: \\ChromNA\Canton\ChromData\A2HP12\20171116-70739.b\P12111620.D

Injection Date:	16-Nov-2017 14:19:38	Instrument ID:	A2HP12	Operator ID:	
Lims ID:	240-87740-B-64-A	Lab Sample ID:	240-87740-64	Worklist Smp#:	20
Client ID:	E-SB-1788-00-01				
Injection Vol:	1.0 uL	Dil. Factor:	1.0000	ALS Bottle#:	20
Method:	PCB12IS	Limit Group:	GC 8082A IS		

Y Scaling: Method Defined: Set to Absolute Y Value

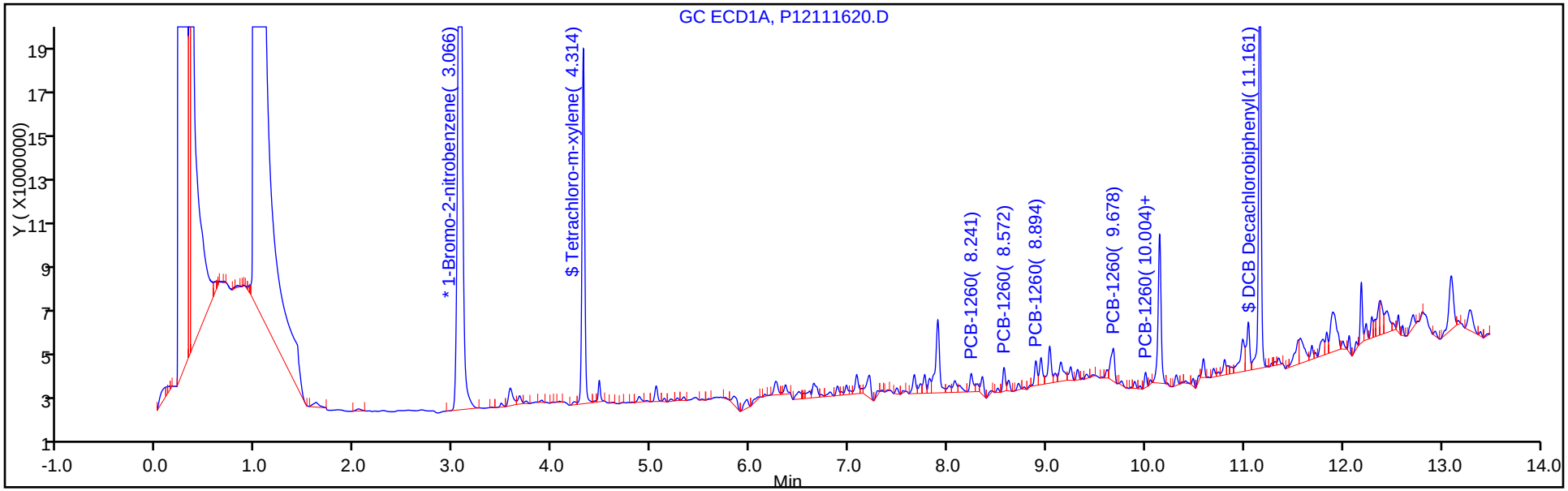

Y Scaling: Method Defined: Set to Absolute Y Value

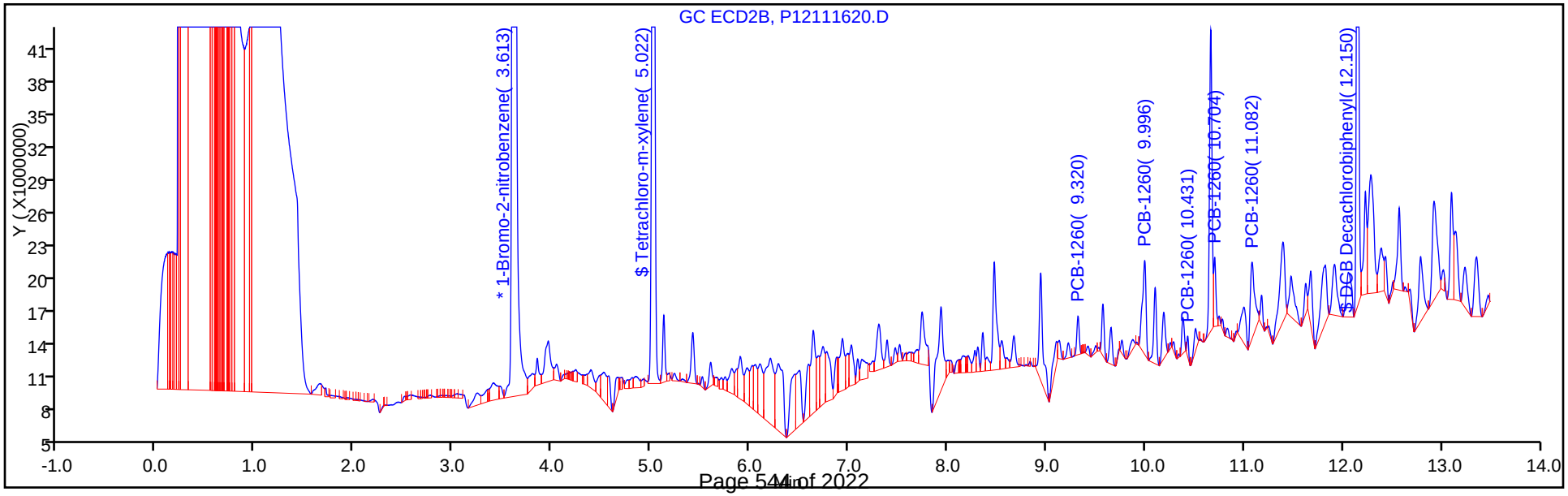

Report Date: 17-Nov-2017 05:32:06 Chrom Revision: 2.2 13-Nov-2017 17:19:06

TestAmerica Canton

Data File: \\ChromNA\Canton\ChromData\A2HP12\20171116-70739.b\P12111620.D

Injection Date:	16-Nov-2017 14:19:38	Instrument ID:	A2HP12		
Lims ID:	240-87740-B-64-A	Lab Sample ID:	240-87740-64		
Client ID:	E-SB-1788-00-01				
Operator ID:		ALS Bottle#:	20	Worklist Smp#:	20
Injection Vol:	1.0 uL	Dil. Factor:	1.0000		
Method:	PCB12IS	Limit Group:	GC 8082A IS		
Column:		Detector	GC ECD1A		

10 PCB-1260, CAS: 11096-82-5

Calibration Sample, Level: 6

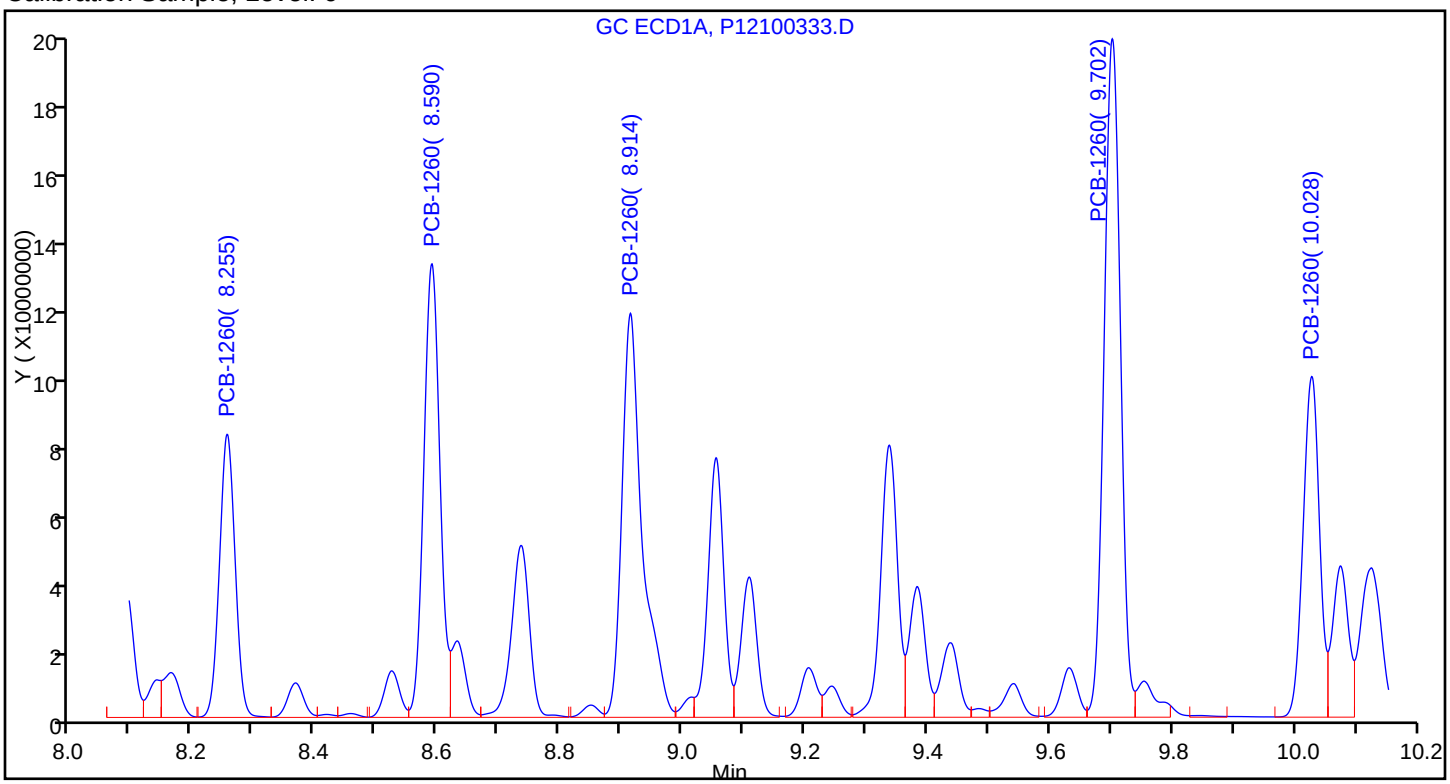

Sample

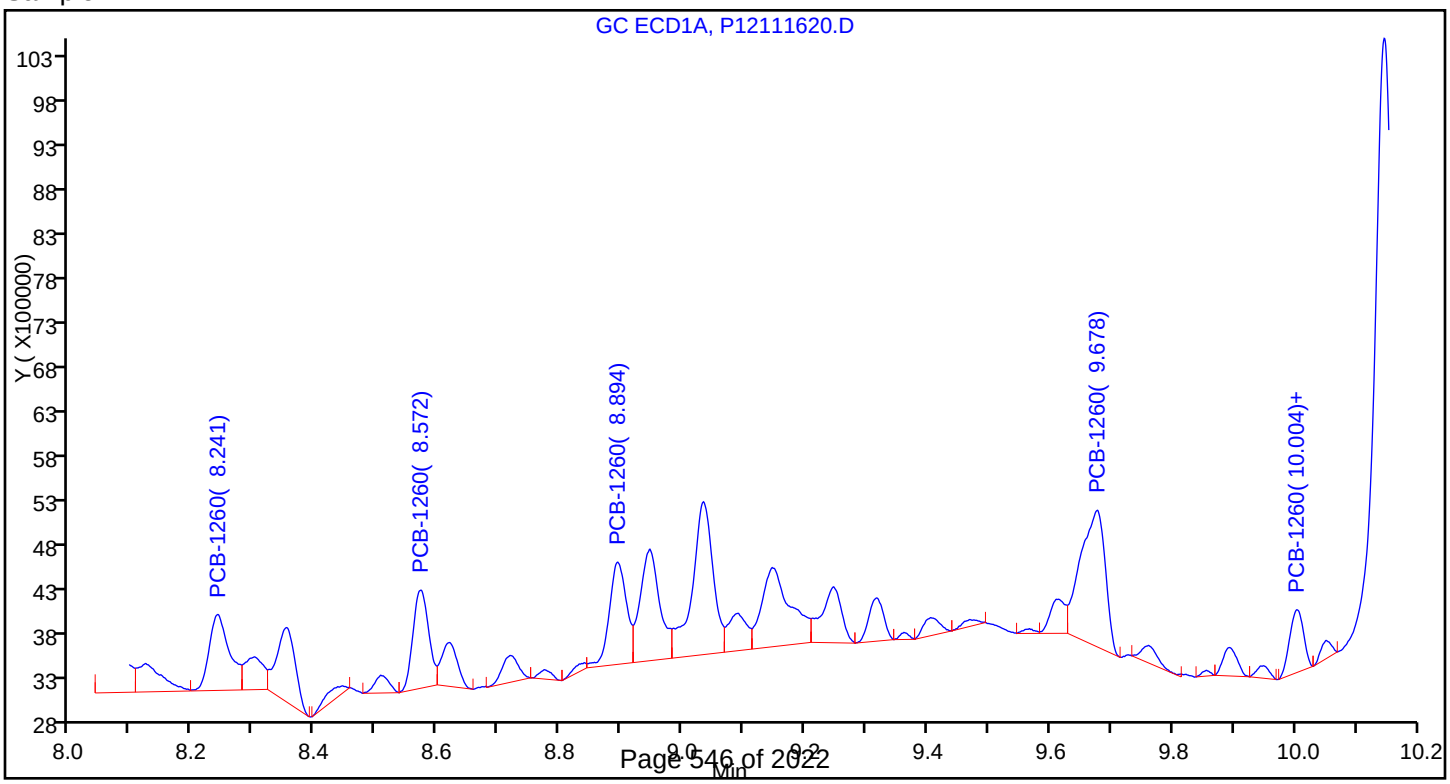

Report Date: 17-Nov-2017 05:32:09 Chrom Revision: 2.2 13-Nov-2017 17:19:06

TestAmerica Canton

Data File: \\ChromNA\Canton\ChromData\A2HP12\20171116-70739.b\P12111621.D

Injection Date:	16-Nov-2017 14:37:25	Instrument ID:	A2HP12	Operator ID:	
Lims ID:	240-87740-B-66-A	Lab Sample ID:	240-87740-66	Worklist Smp#:	21
Client ID:	E-SB-1789-00-01				
Injection Vol:	1.0 uL	Dil. Factor:	1.0000	ALS Bottle#:	21
Method:	PCB12IS	Limit Group:	GC 8082A IS		

Y Scaling: Method Defined: Set to Absolute Y Value

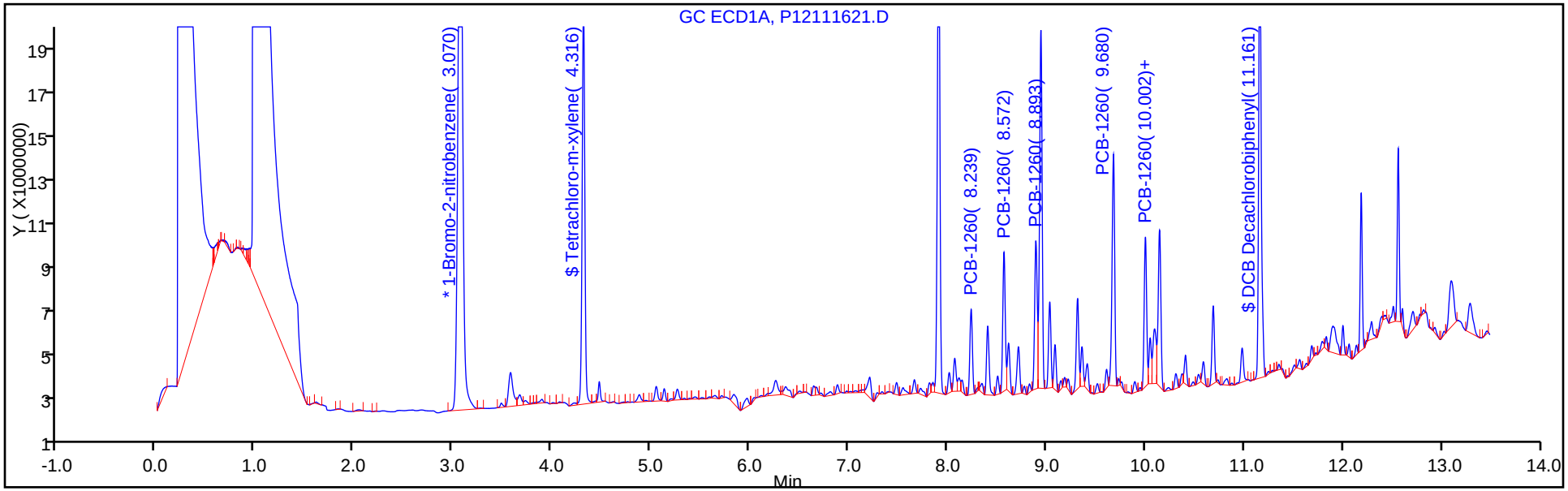

Y Scaling: Method Defined: Set to Absolute Y Value

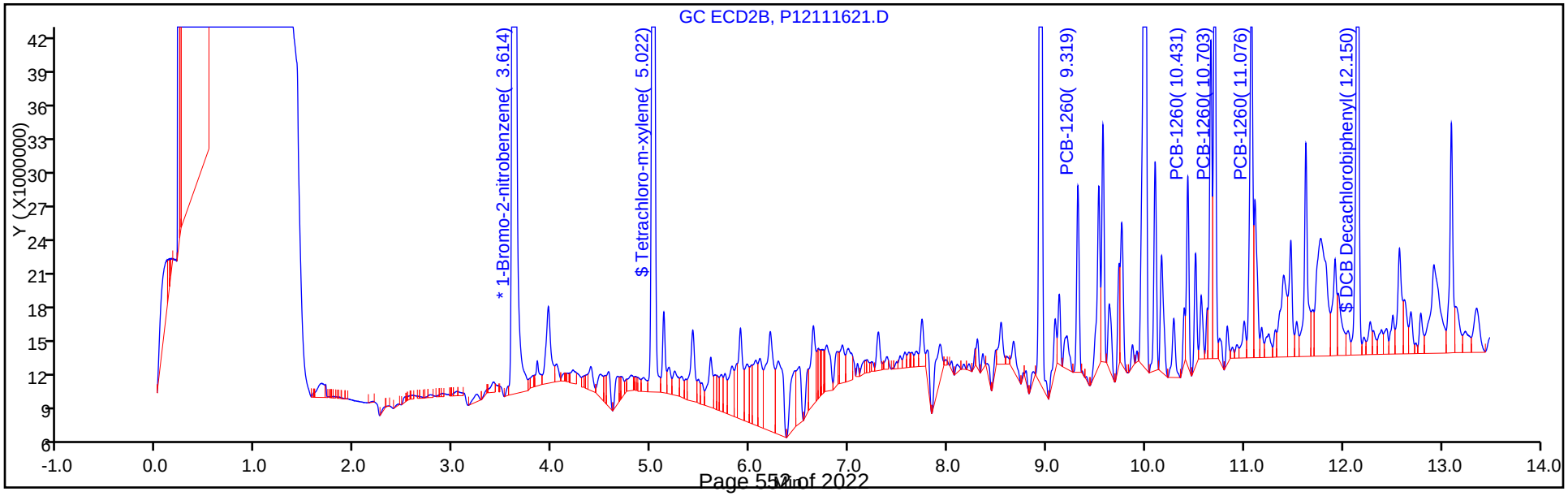

Report Date: 17-Nov-2017 05:32:09 Chrom Revision: 2.2 13-Nov-2017 17:19:06

TestAmerica Canton

Data File: \\ChromNA\Canton\ChromData\A2HP12\20171116-70739.b\P12111621.D

Injection Date:	16-Nov-2017 14:37:25	Instrument ID:	A2HP12
Lims ID:	240-87740-B-66-A	Lab Sample ID:	240-87740-66
Client ID:	E-SB-1789-00-01		
Operator ID:		ALS Bottle#:	21 Worklist Smp#: 21
Injection Vol:	1.0 uL	Dil. Factor:	1.0000
Method:	PCB12IS	Limit Group:	GC 8082A IS
Column:		Detector	GC ECD1A

10 PCB-1260, CAS: 11096-82-5

Calibration Sample, Level: 6

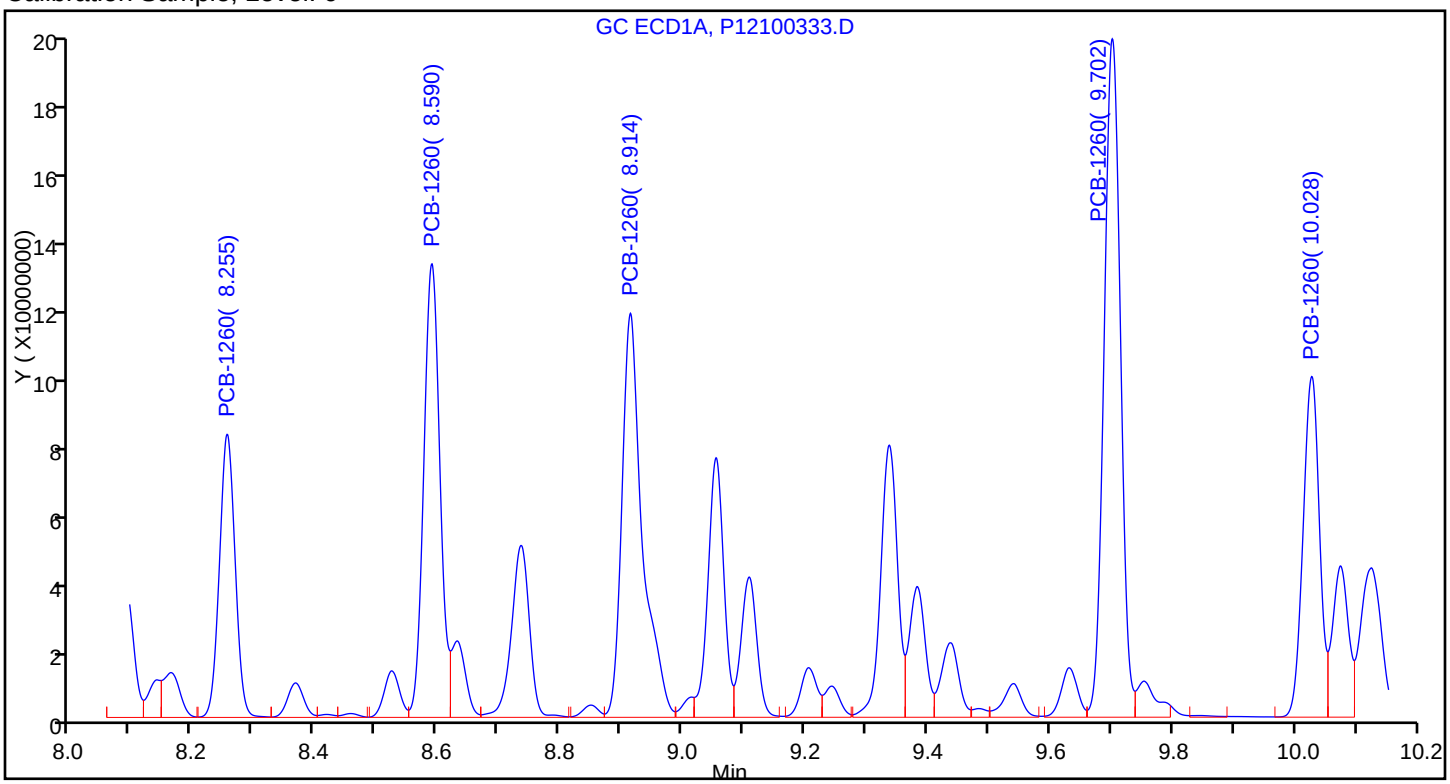

Sample

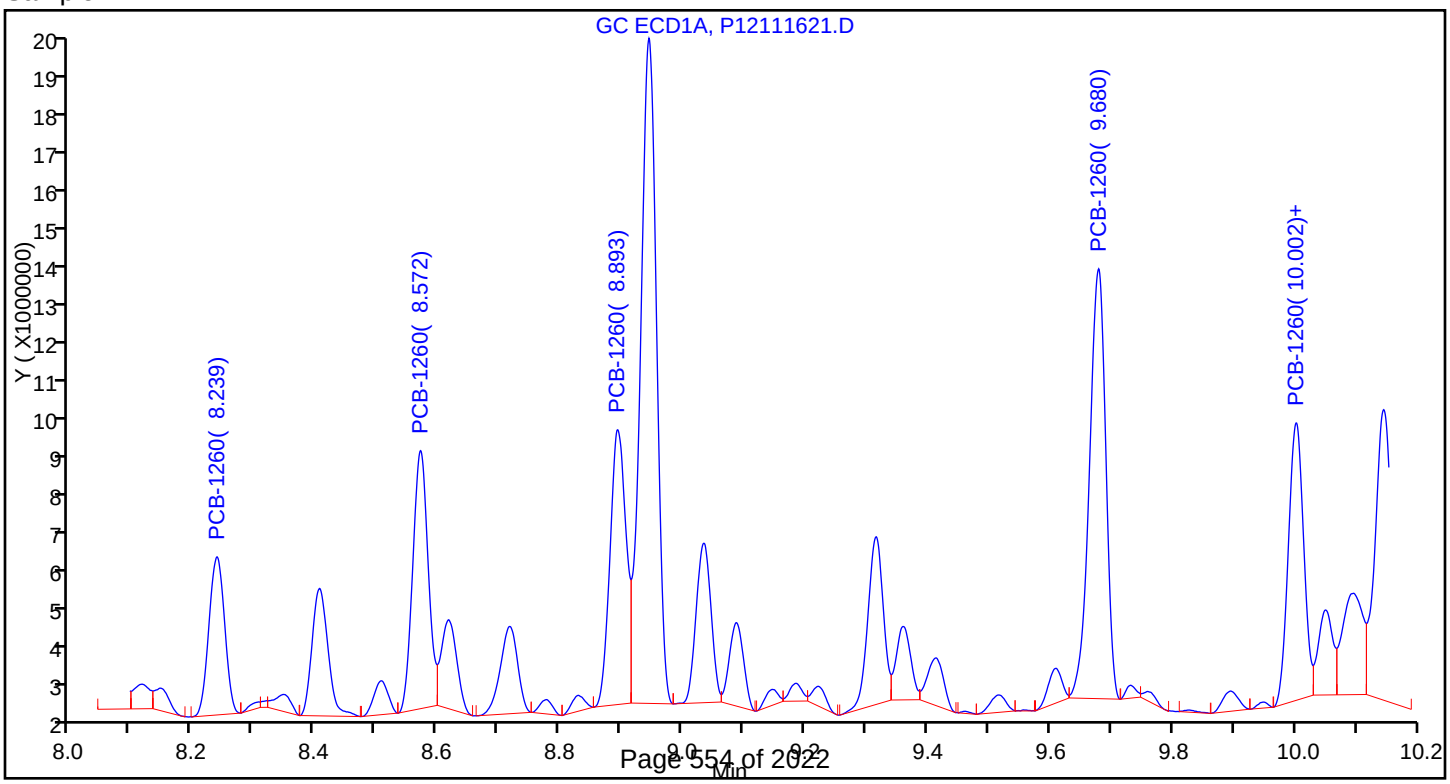

Report Date: 17-Nov-2017 05:32:12 Chrom Revision: 2.2 13-Nov-2017 17:19:06

TestAmerica Canton

Data File: \\ChromNA\Canton\ChromData\A2HP12\20171116-70739.b\P12111622.D

Injection Date:	16-Nov-2017 14:55:07	Instrument ID:	A2HP12	Operator ID:	
Lims ID:	240-87740-B-68-A	Lab Sample ID:	240-87740-68	Worklist Smp#:	22
Client ID:	E-SB-1790-00-01				
Injection Vol:	1.0 uL	Dil. Factor:	1.0000	ALS Bottle#:	22
Method:	PCB12IS	Limit Group:	GC 8082A IS		

Y Scaling: Method Defined: Set to Absolute Y Value

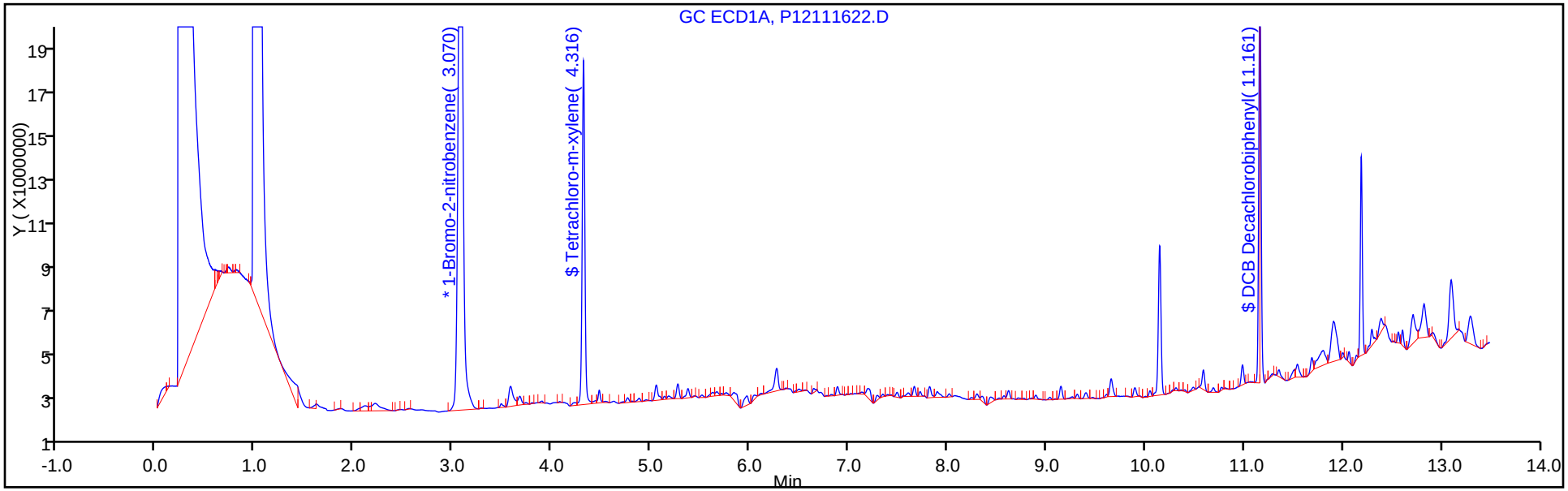

Y Scaling: Method Defined: Set to Absolute Y Value

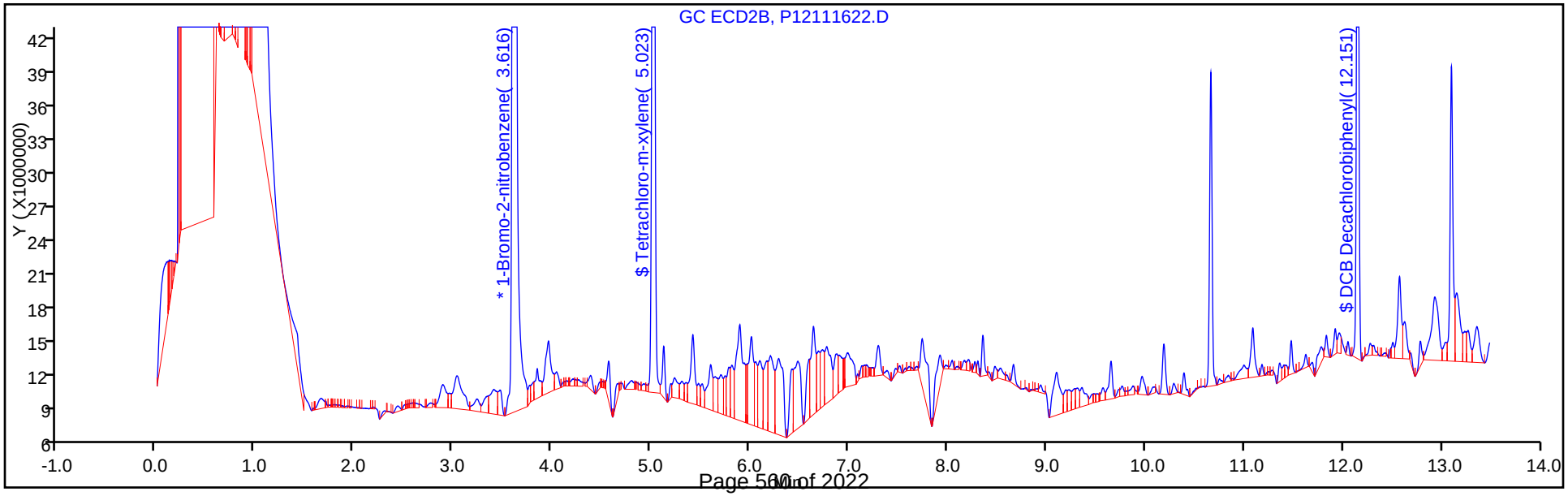

Manual Integration/User Assign Peak Report

TestAmerica Canton

Data File:	\\ChromNA\Canton\ChromData\A2HP12\20171116-70739.b\P12111622.D				
Injection Date:	16-Nov-2017 14:55:07	Instrument ID:	A2HP12		
Lims ID:	240-87740-B-68-A	Lab Sample ID:	240-87740-68		
Client ID:	E-SB-1790-00-01				
Operator ID:		ALS Bottle#:	22	Worklist Smp#:	22
Injection Vol:	1.0 uL	Dil. Factor:	1.0000		
Method:	PCB12IS	Limit Group:	GC 8082A IS		
Column:		Detector	GC ECD1A		

$ 12 DCB Decachlorobiphenyl, CAS: 2051-24-3

Signal: 1

Processing Integration Results

RT: 11.16
Area: 14569683
Amount: 0.006990
Amount Units: ng/ul

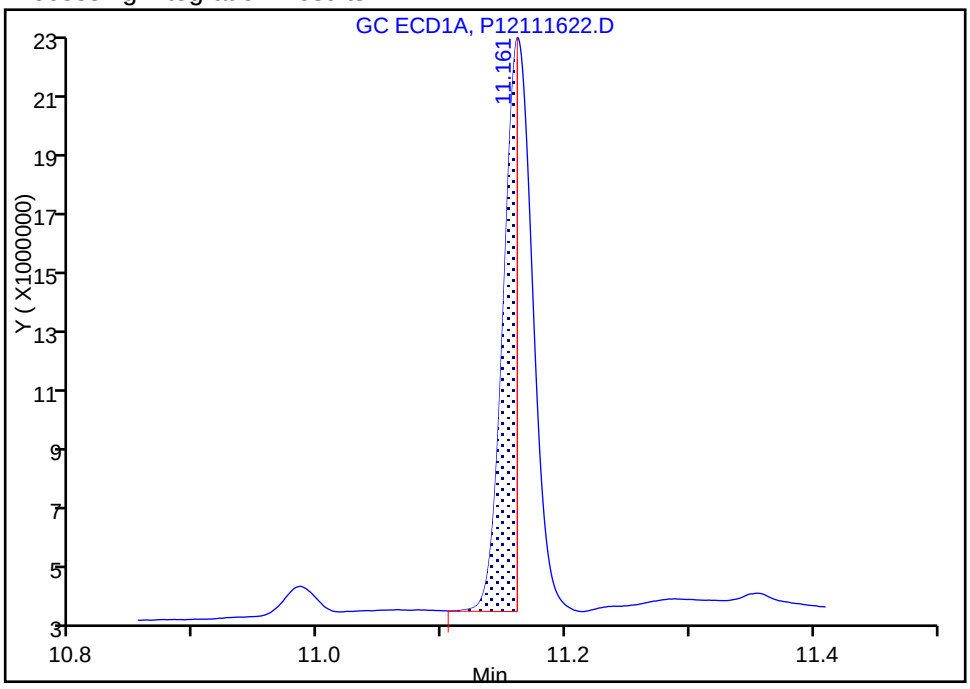

Manual Integration Results

RT: 11.16
Area: 14567116
Amount: 0.006989
Amount Units: ng/ul

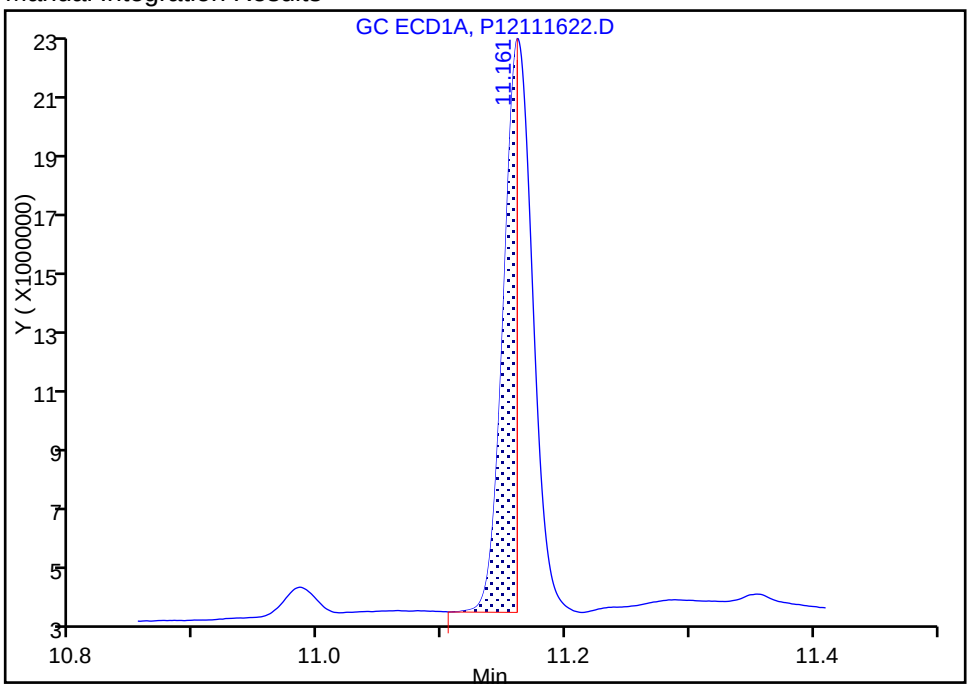

Reviewer: coastc, 17-Nov-2017 05:25:12

Audit Action: Assigned New Baseline Audit Reason: Baseline Smoothing

Report Date: 17-Nov-2017 05:32:14 Chrom Revision: 2.2 13-Nov-2017 17:19:06

TestAmerica Canton

Data File: \\ChromNA\Canton\ChromData\A2HP12\20171116-70739.b\P12111623.D

Injection Date:	16-Nov-2017 15:12:47	Instrument ID:	A2HP12	Operator ID:	
Lims ID:	240-87740-B-70-A	Lab Sample ID:	240-87740-70	Worklist Smp#:	23
Client ID:	H-SB-1791-00-01				
Injection Vol:	1.0 uL	Dil. Factor:	2.0000	ALS Bottle#:	23
Method:	PCB12IS	Limit Group:	GC 8082A IS		

Y Scaling: Method Defined: Set to Absolute Y Value

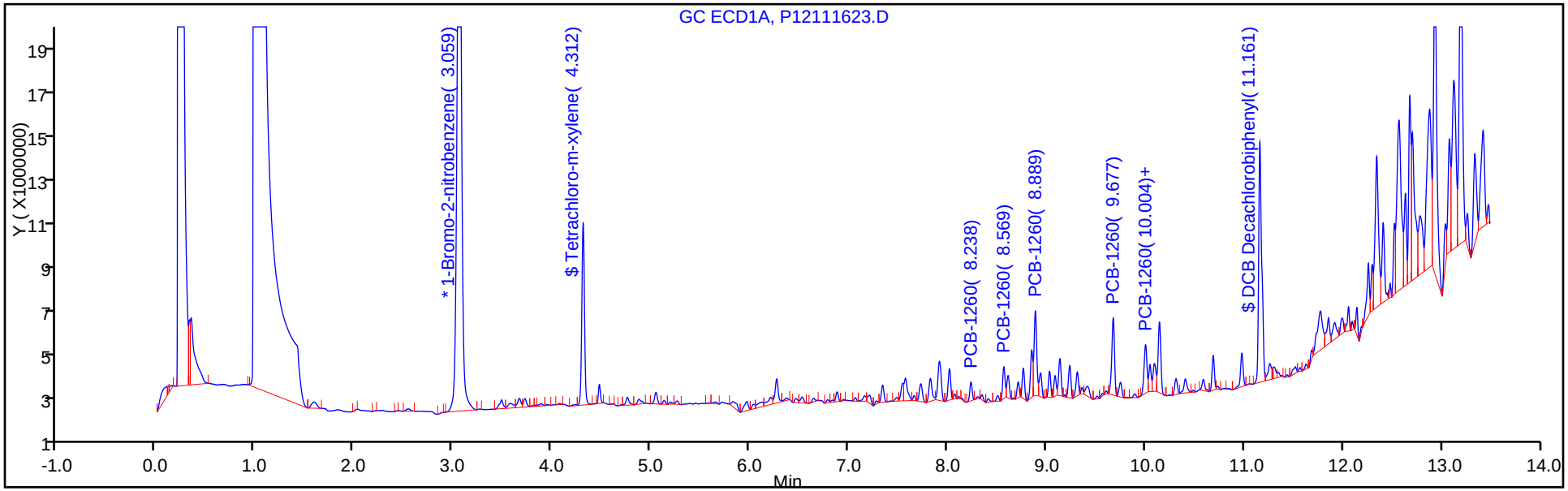

Y Scaling: Method Defined: Set to Absolute Y Value

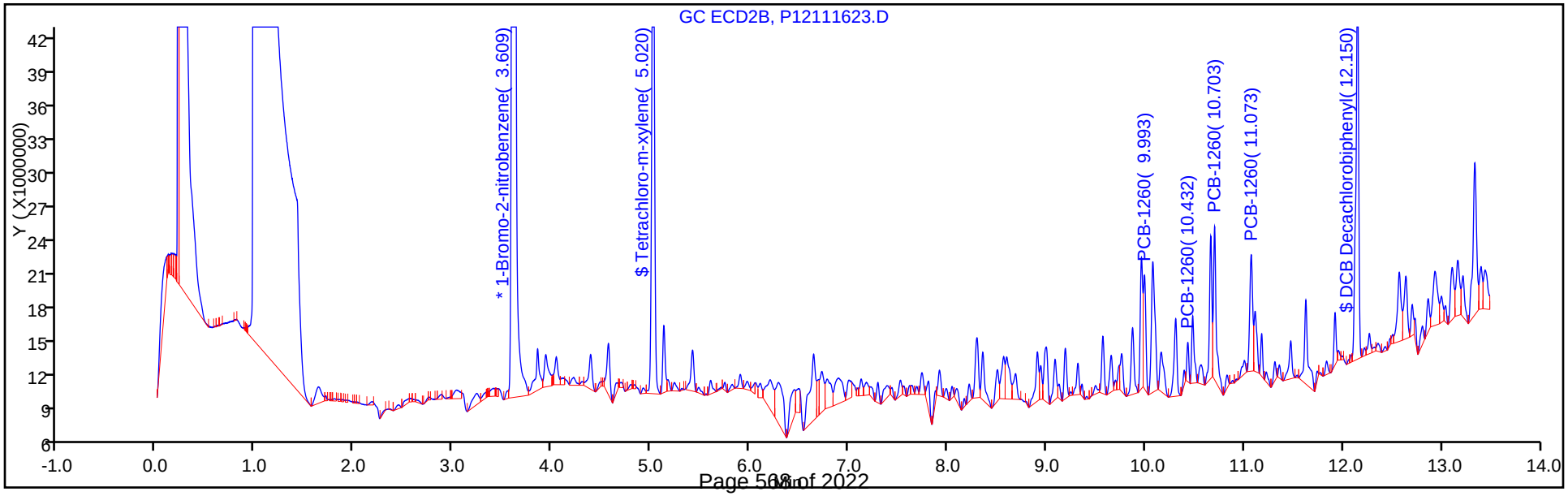

Report Date: 17-Nov-2017 05:32:15 Chrom Revision: 2.2 13-Nov-2017 17:19:06

TestAmerica Canton

Data File: \\ChromNA\Canton\ChromData\A2HP12\20171116-70739.b\P12111623.D

Injection Date:	16-Nov-2017 15:12:47	Instrument ID:	A2HP12
Lims ID:	240-87740-B-70-A	Lab Sample ID:	240-87740-70
Client ID:	H-SB-1791-00-01		
Operator ID:		ALS Bottle#:	23 Worklist Smp#: 23
Injection Vol:	1.0 uL	Dil. Factor:	2.0000
Method:	PCB12IS	Limit Group:	GC 8082A IS
Column:		Detector	GC ECD1A

10 PCB-1260, CAS: 11096-82-5

Calibration Sample, Level: 6

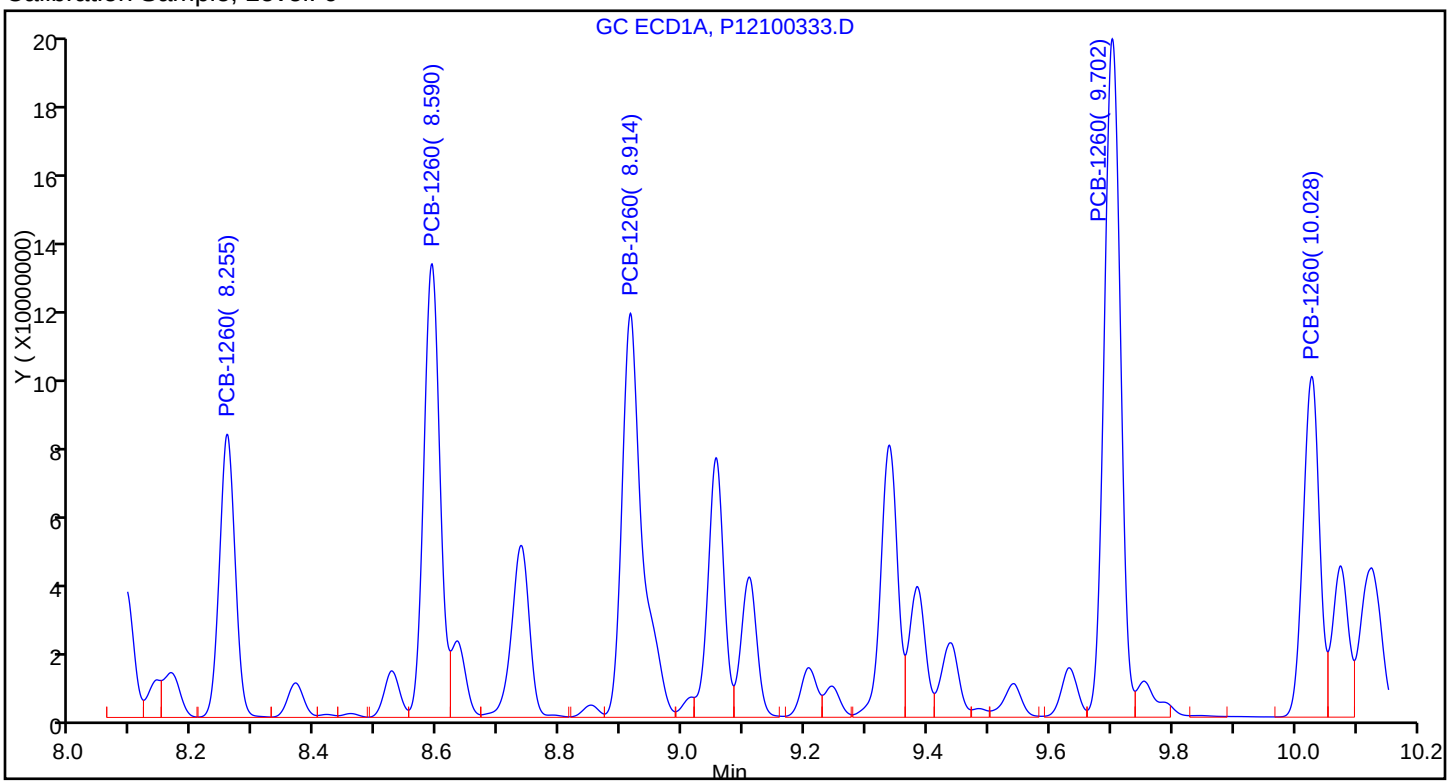

Sample

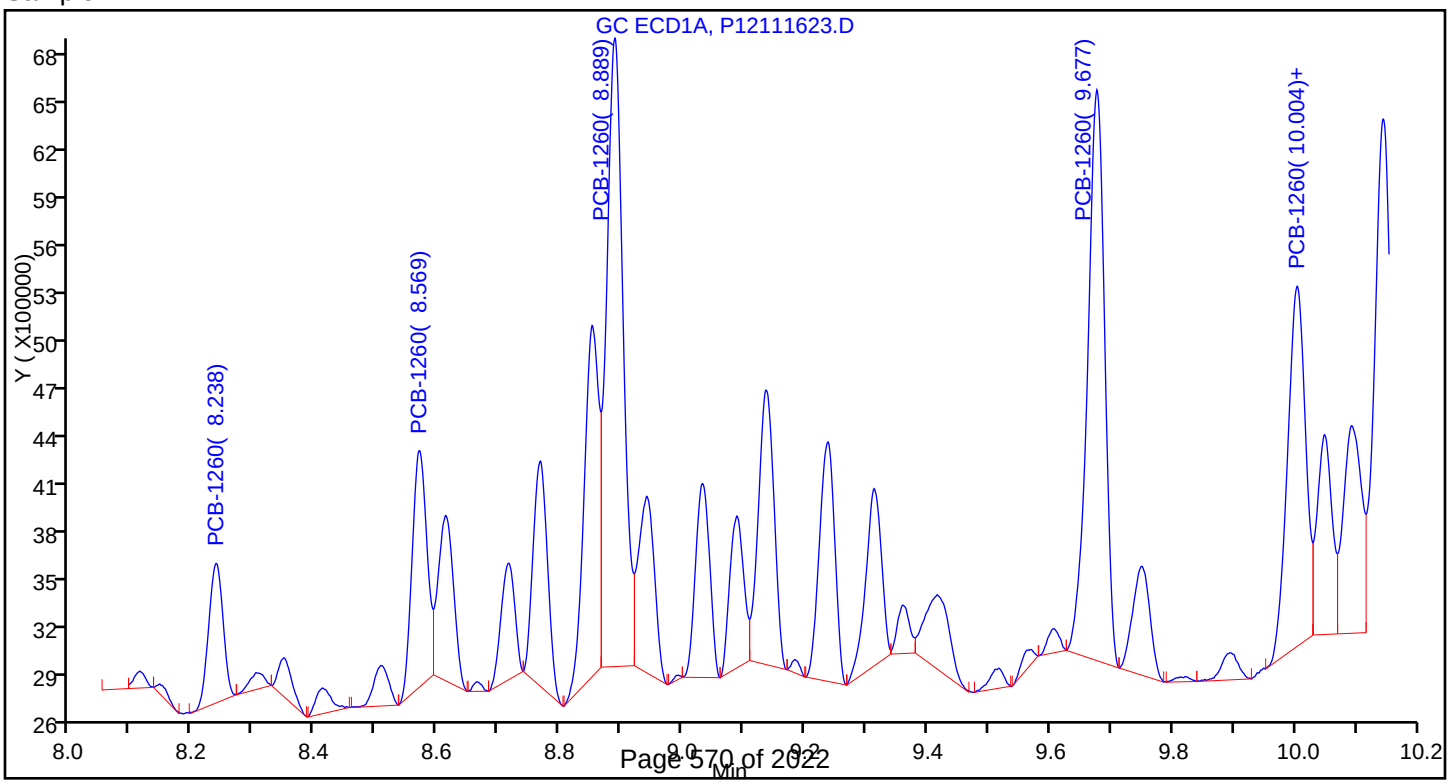

Report Date: 17-Nov-2017 05:32:17 Chrom Revision: 2.2 13-Nov-2017 17:19:06

TestAmerica Canton

Data File: \\ChromNA\Canton\ChromData\A2HP12\20171116-70739.b\P12111624.D

Injection Date:	16-Nov-2017 15:30:24	Instrument ID:	A2HP12	Operator ID:	
Lims ID:	240-87740-B-72-A	Lab Sample ID:	240-87740-72	Worklist Smp#:	24
Client ID:	H-SB-1792-00-01				
Injection Vol:	1.0 uL	Dil. Factor:	10.0000	ALS Bottle#:	24
Method:	PCB12IS	Limit Group:	GC 8082A IS		

Y Scaling: Method Defined: Set to Absolute Y Value

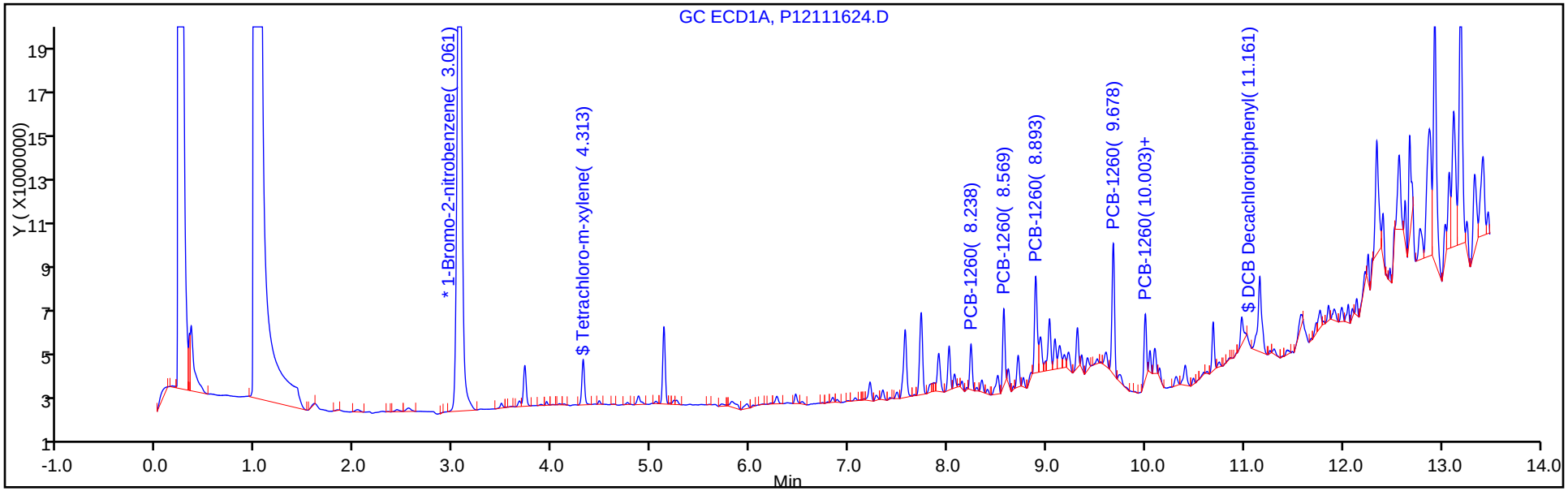

Y Scaling: Method Defined: Set to Absolute Y Value

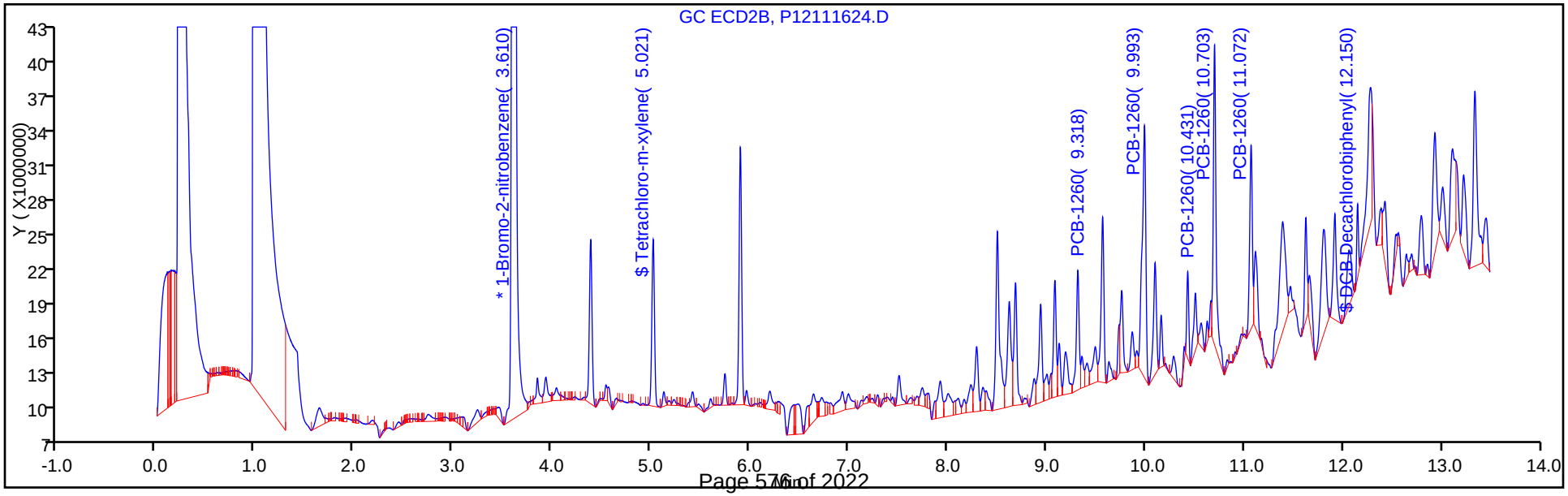

Report Date: 17-Nov-2017 05:32:18 Chrom Revision: 2.2 13-Nov-2017 17:19:06

TestAmerica Canton

Data File: \\ChromNA\Canton\ChromData\A2HP12\20171116-70739.b\P12111624.D

Injection Date:	16-Nov-2017 15:30:24	Instrument ID:	A2HP12		
Lims ID:	240-87740-B-72-A	Lab Sample ID:	240-87740-72		
Client ID:	H-SB-1792-00-01				
Operator ID:		ALS Bottle#:	24	Worklist Smp#:	24
Injection Vol:	1.0 uL	Dil. Factor:	10.0000		
Method:	PCB12IS	Limit Group:	GC 8082A IS		
Column:		Detector	GC ECD1A		

10 PCB-1260, CAS: 11096-82-5

Calibration Sample, Level: 6

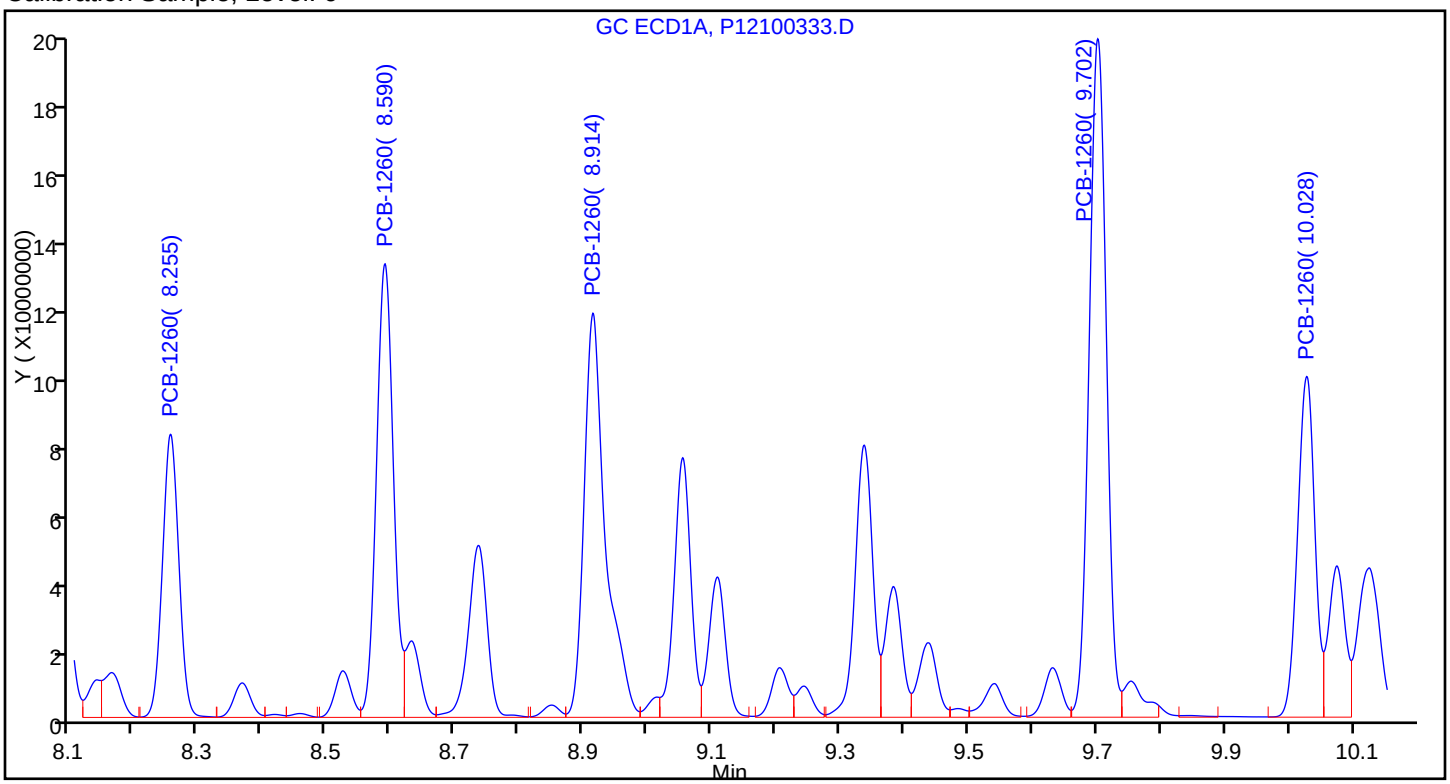

Sample

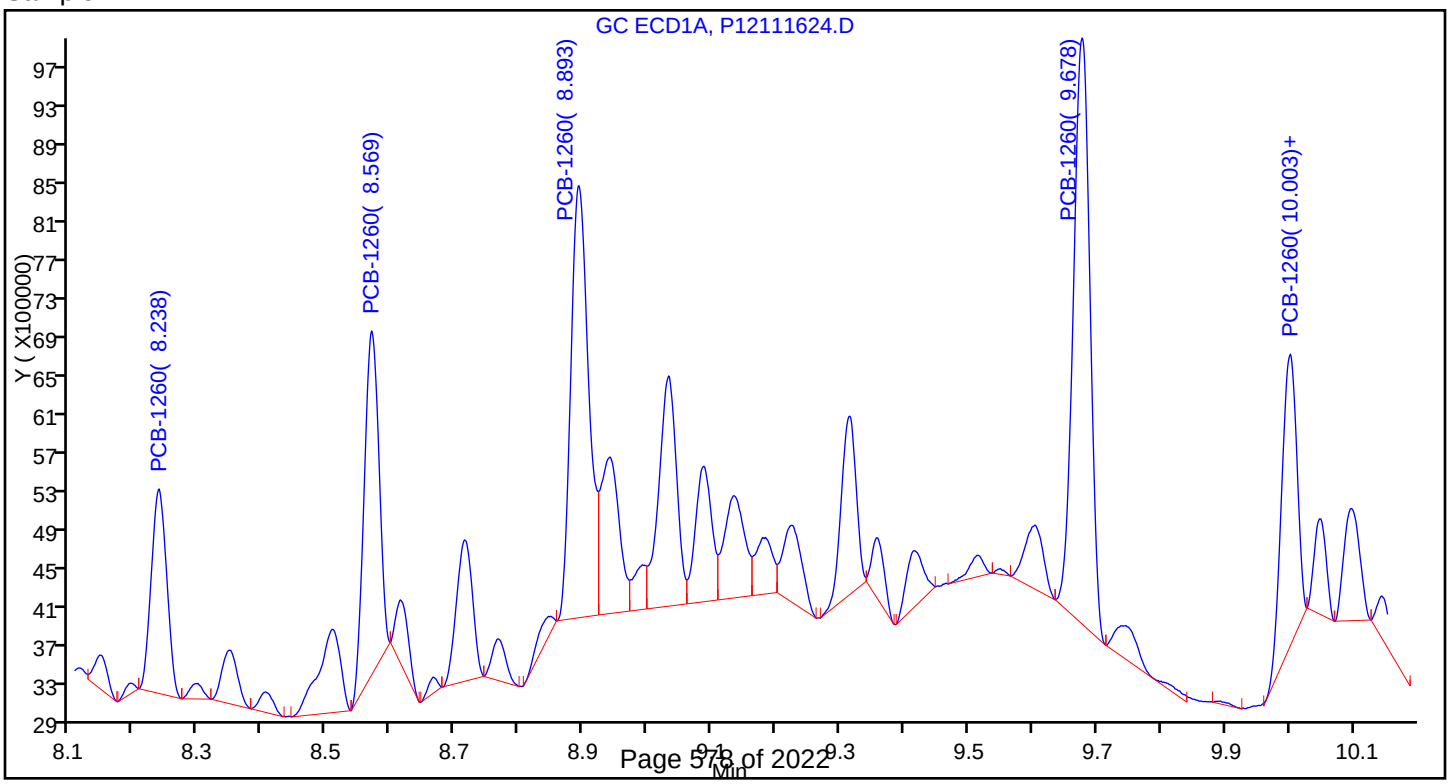

Report Date: 17-Nov-2017 05:32:20 Chrom Revision: 2.2 13-Nov-2017 17:19:06

TestAmerica Canton

Data File: \\ChromNA\Canton\ChromData\A2HP12\20171116-70739.b\P12111625.D

Injection Date:	16-Nov-2017 15:48:12	Instrument ID:	A2HP12	Operator ID:	
Lims ID:	240-87740-B-74-A	Lab Sample ID:	240-87740-74	Worklist Smp#:	25
Client ID:	H-SB-1793-00-01				
Injection Vol:	1.0 uL	Dil. Factor:	2.0000	ALS Bottle#:	25
Method:	PCB12IS	Limit Group:	GC 8082A IS		

Y Scaling: Method Defined: Set to Absolute Y Value

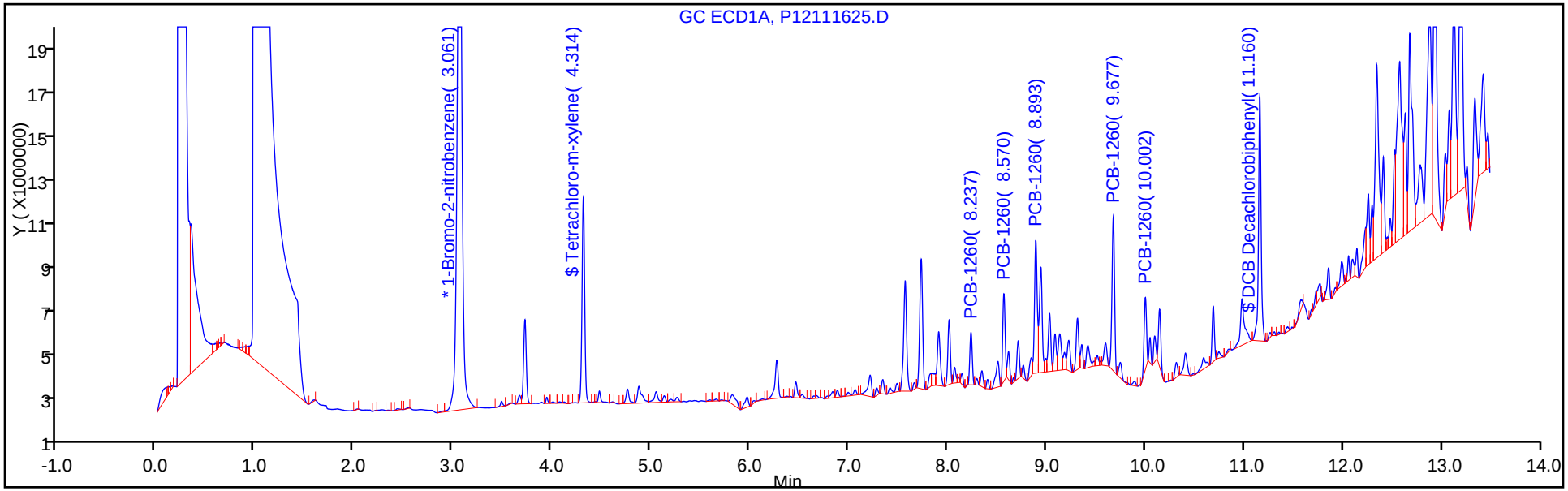

Y Scaling: Method Defined: Set to Absolute Y Value

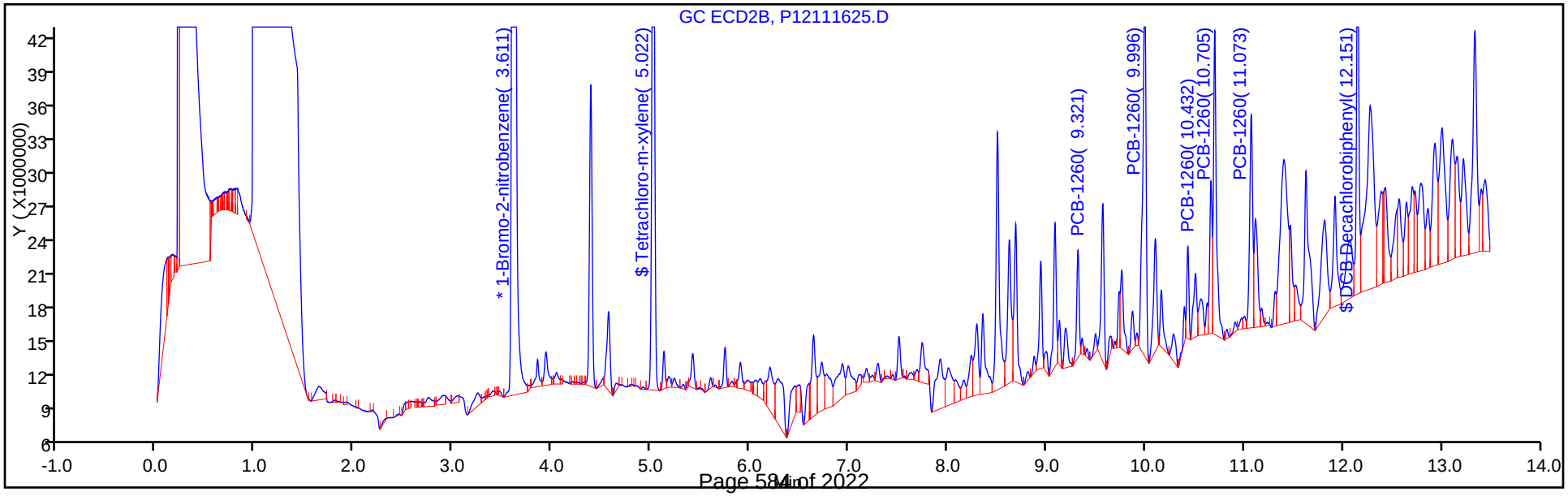

Report Date: 17-Nov-2017 05:32:20 Chrom Revision: 2.2 13-Nov-2017 17:19:06

TestAmerica Canton

Data File: \\ChromNA\Canton\ChromData\A2HP12\20171116-70739.b\P12111625.D

Injection Date:	16-Nov-2017 15:48:12	Instrument ID:	A2HP12
Lims ID:	240-87740-B-74-A	Lab Sample ID:	240-87740-74
Client ID:	H-SB-1793-00-01		
Operator ID:		ALS Bottle#:	25 Worklist Smp#: 25
Injection Vol:	1.0 uL	Dil. Factor:	2.0000
Method:	PCB12IS	Limit Group:	GC 8082A IS
Column:		Detector	GC ECD1A

10 PCB-1260, CAS: 11096-82-5

Calibration Sample, Level: 6

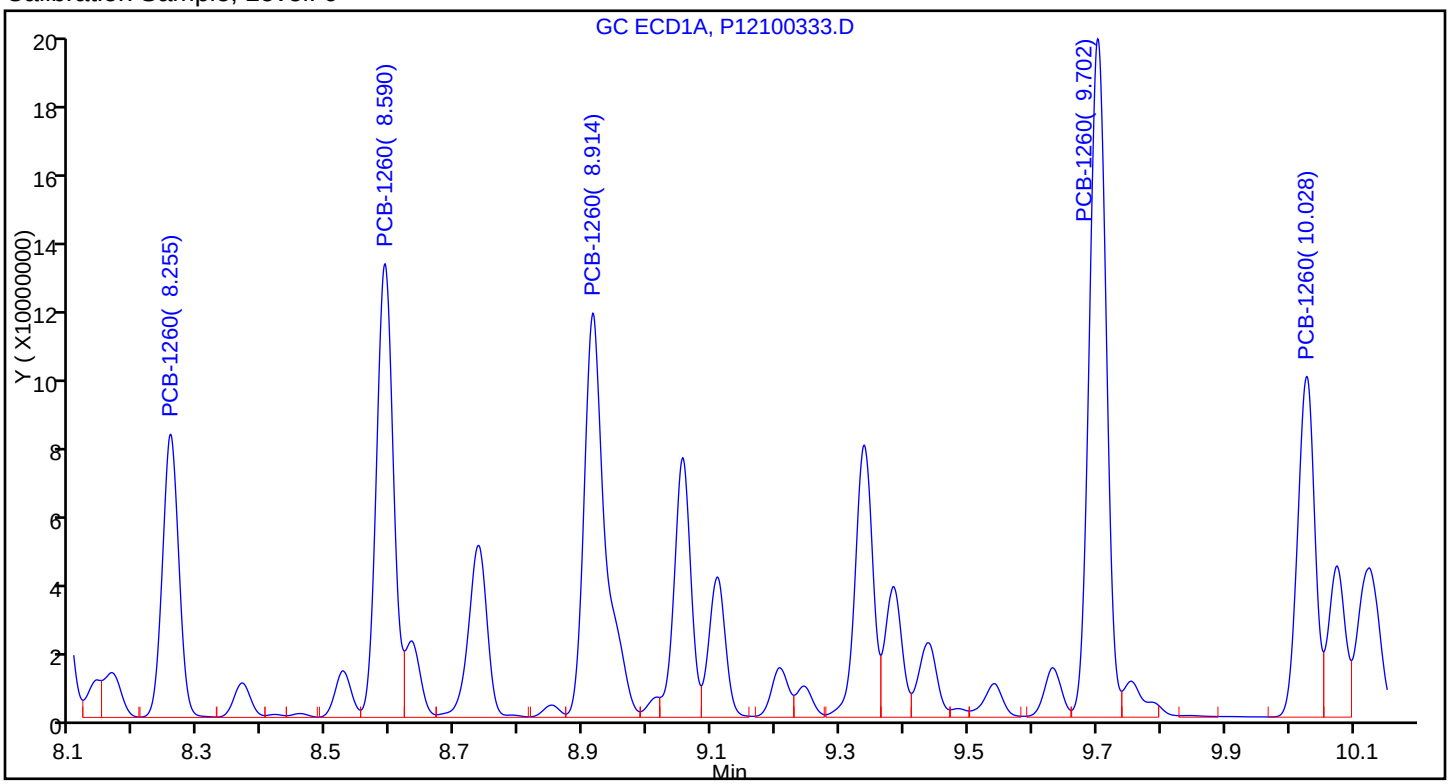

Sample

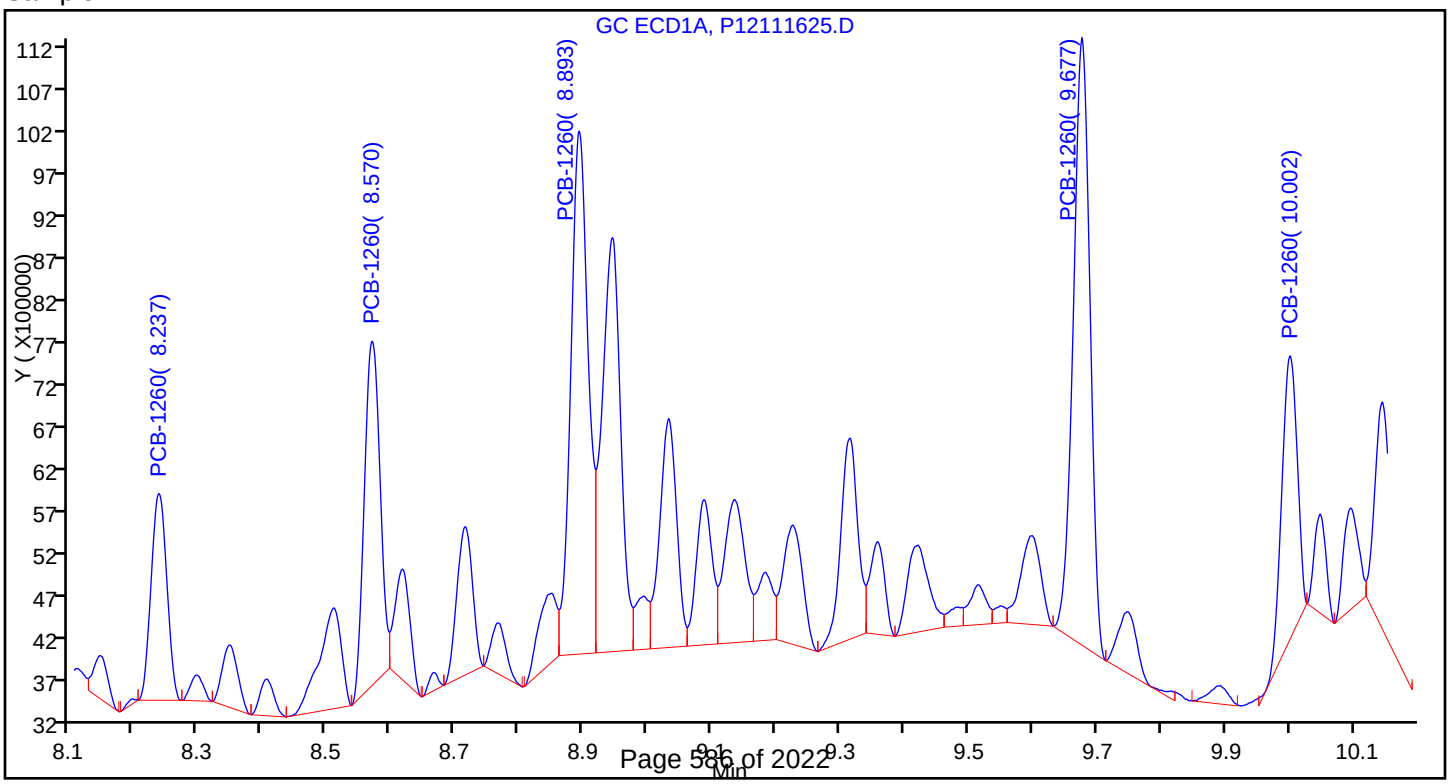

Report Date: 17-Nov-2017 05:32:22 Chrom Revision: 2.2 13-Nov-2017 17:19:06

TestAmerica Canton

Data File: \\ChromNA\Canton\ChromData\A2HP12\20171116-70739.b\P12111626.D

Injection Date:	16-Nov-2017 16:05:53	Instrument ID:	A2HP12	Operator ID:	
Lims ID:	240-87740-B-76-A	Lab Sample ID:	240-87740-76	Worklist Smp#:	26
Client ID:	G-SB-1794-00-01				
Injection Vol:	1.0 uL	Dil. Factor:	1.0000	ALS Bottle#:	26
Method:	PCB12IS	Limit Group:	GC 8082A IS		

Y Scaling: Method Defined: Set to Absolute Y Value

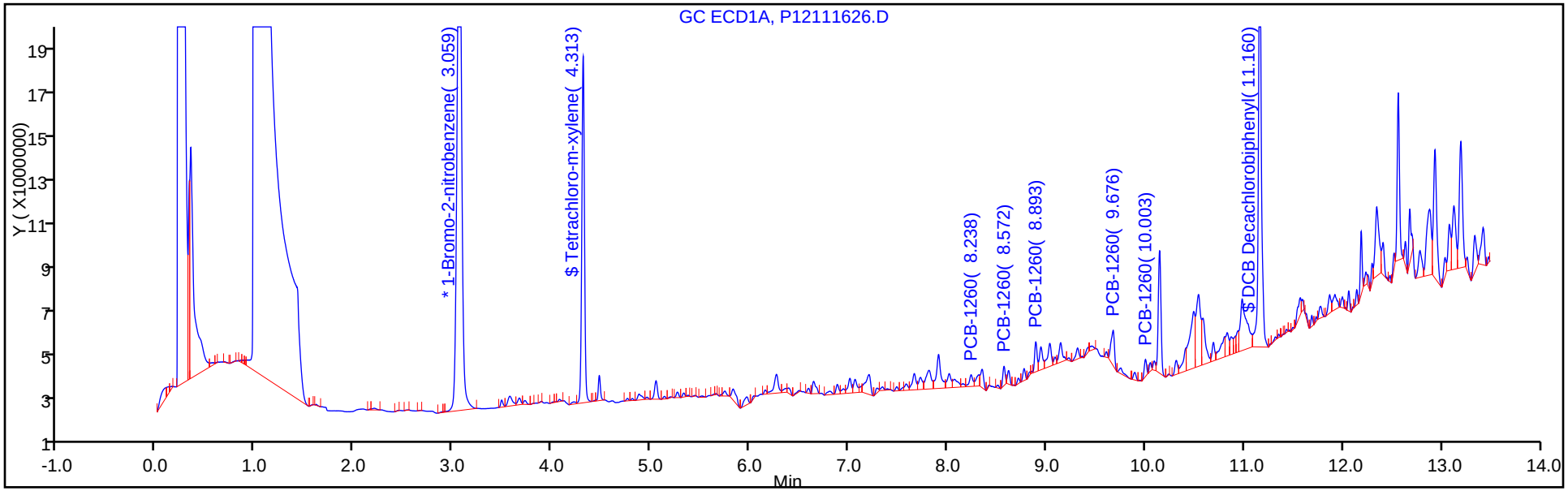

Y Scaling: Method Defined: Set to Absolute Y Value

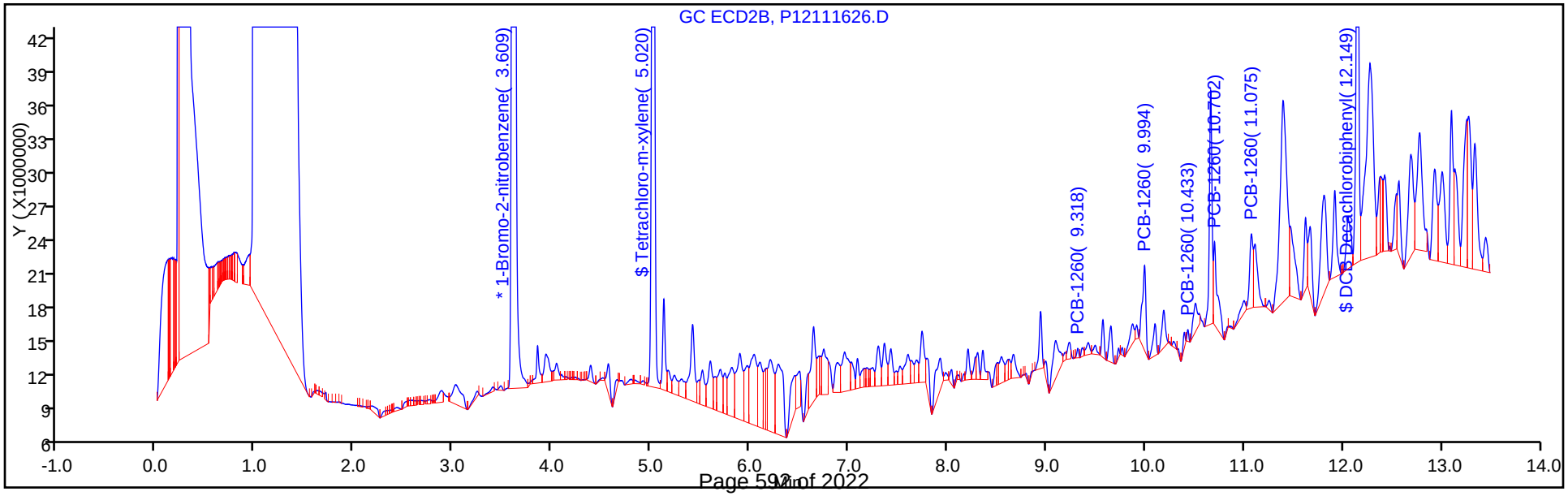

Report Date: 17-Nov-2017 05:32:23 Chrom Revision: 2.2 13-Nov-2017 17:19:06

TestAmerica Canton

Data File: \\ChromNA\Canton\ChromData\A2HP12\20171116-70739.b\P12111626.D

Injection Date:	16-Nov-2017 16:05:53	Instrument ID:	A2HP12		
Lims ID:	240-87740-B-76-A	Lab Sample ID:	240-87740-76		
Client ID:	G-SB-1794-00-01				
Operator ID:		ALS Bottle#:	26	Worklist Smp#:	26
Injection Vol:	1.0 uL	Dil. Factor:	1.0000		
Method:	PCB12IS	Limit Group:	GC 8082A IS		
Column:		Detector	GC ECD1A		

10 PCB-1260, CAS: 11096-82-5

Calibration Sample, Level: 6

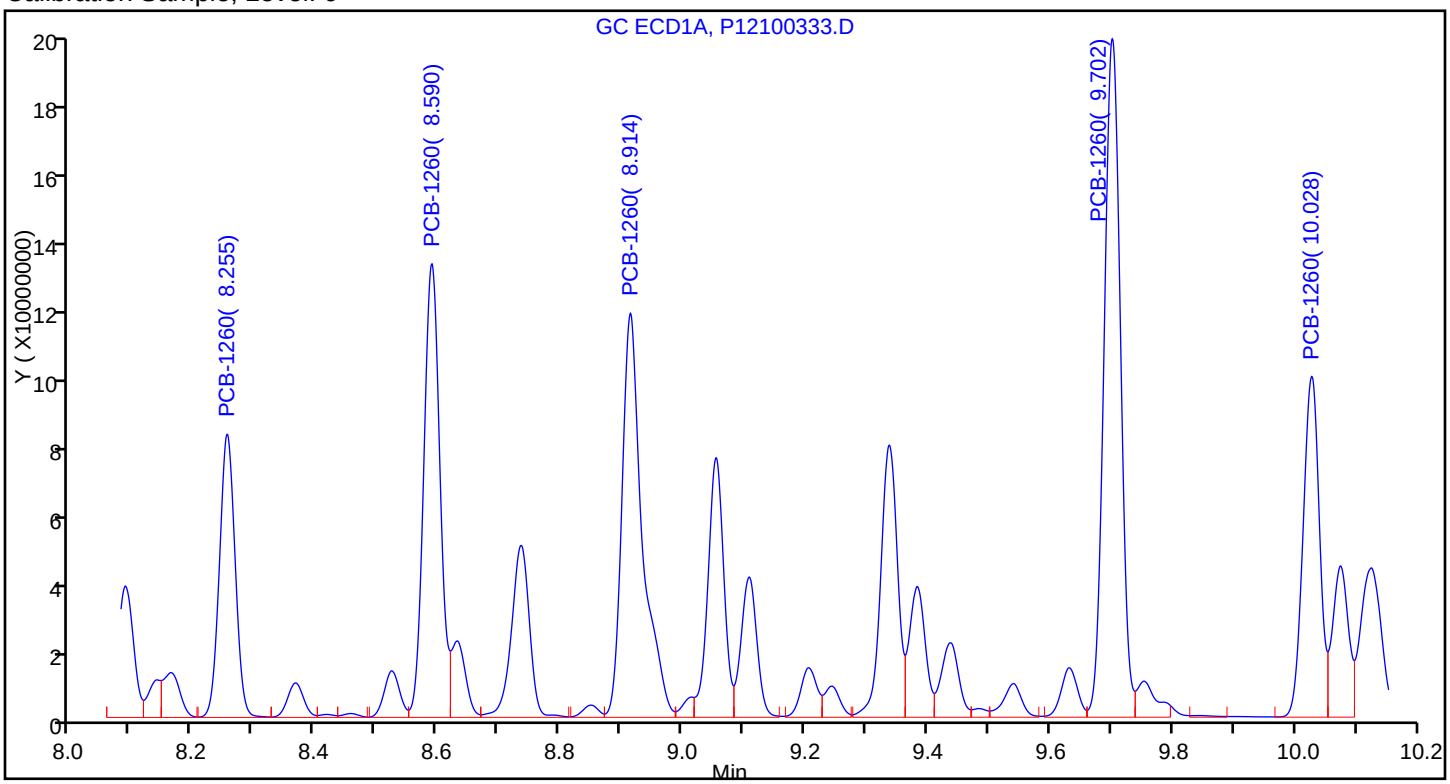

Sample

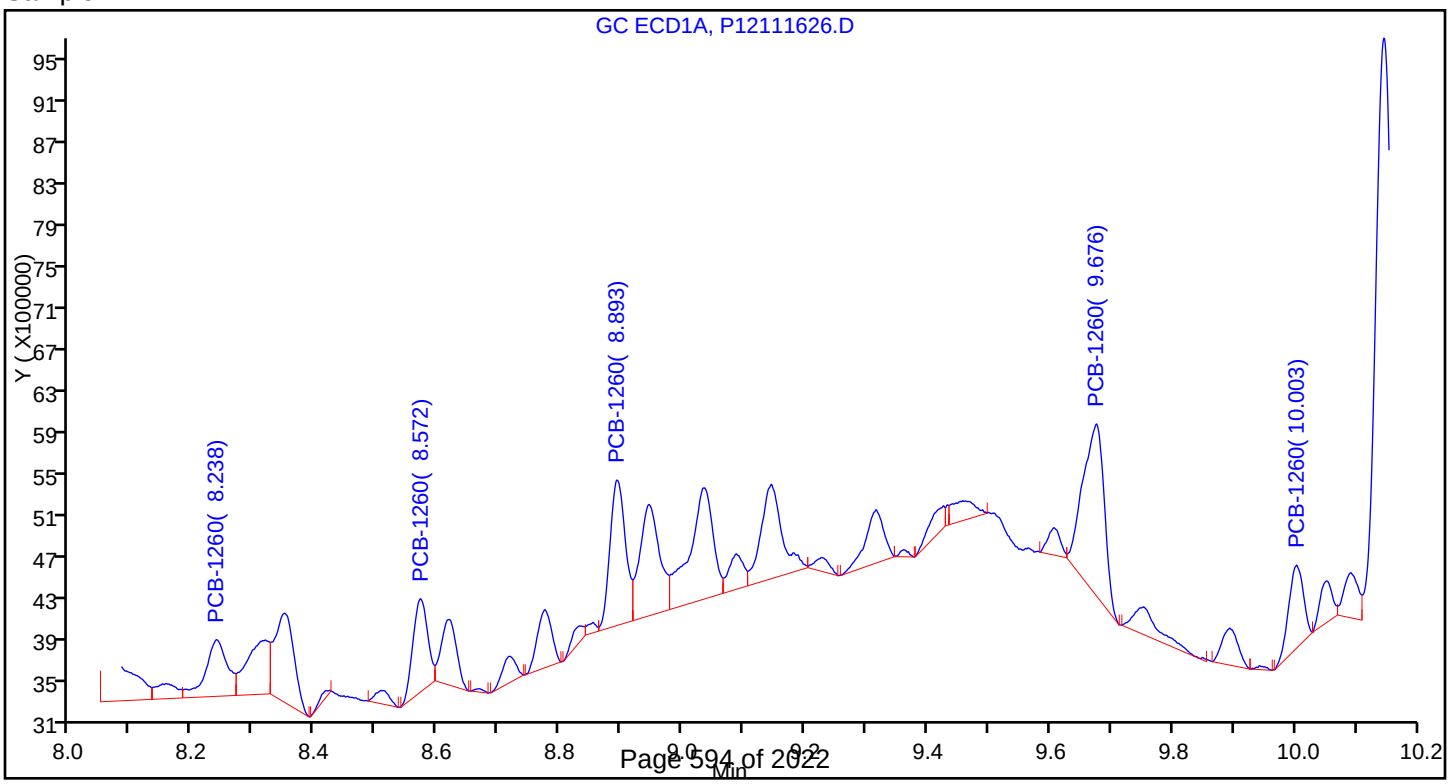

Report Date: 16-Nov-2017 07:09:10 Chrom Revision: 2.2 13-Nov-2017 17:19:06

TestAmerica Canton

Data File: \\ChromNA\Canton\ChromData\A2HP13\20171115-70731.b\SIG1111510.D

Injection Date:	15-Nov-2017 20:25:00	Instrument ID:	A2HP13	Operator ID:	
Lims ID:	240-87740-B-78-A	Lab Sample ID:	240-87740-78	Worklist Smp#:	10
Client ID:	G-SB-1795-00-01				
Injection Vol:	1.0 uL	Dil. Factor:	1.0000	ALS Bottle#:	10
Method:	PCB13 IS	Limit Group:	GC 8082A IS		

Y Scaling: Method Defined: Set to Absolute Y Value

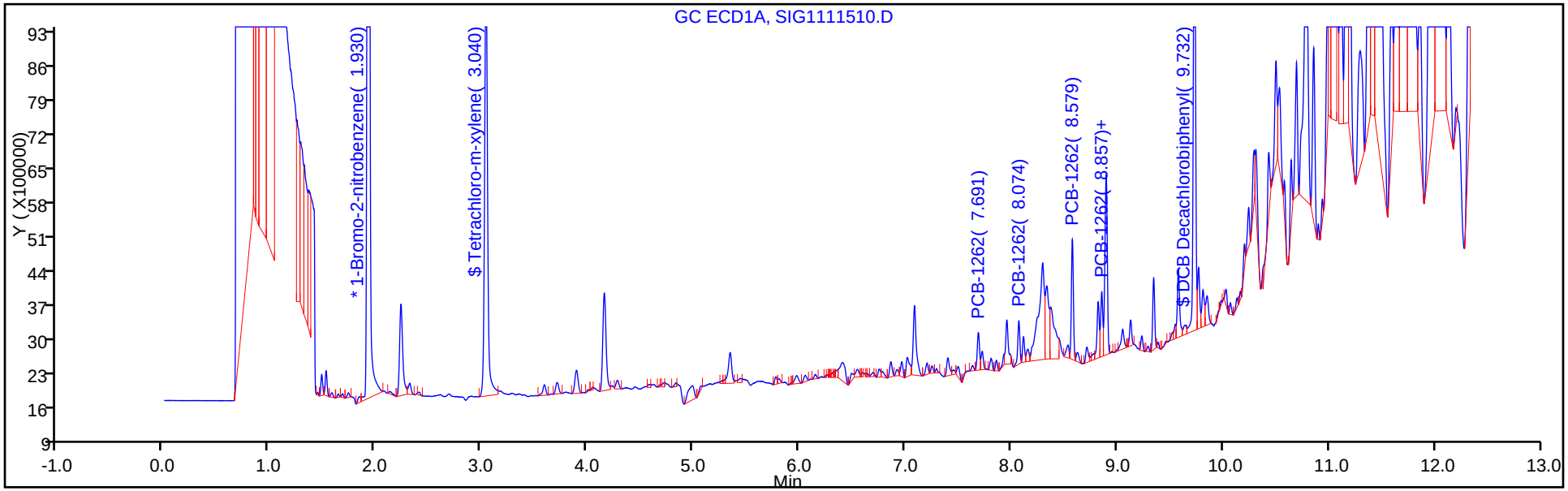

Y Scaling: Method Defined: Set to Absolute Y Value

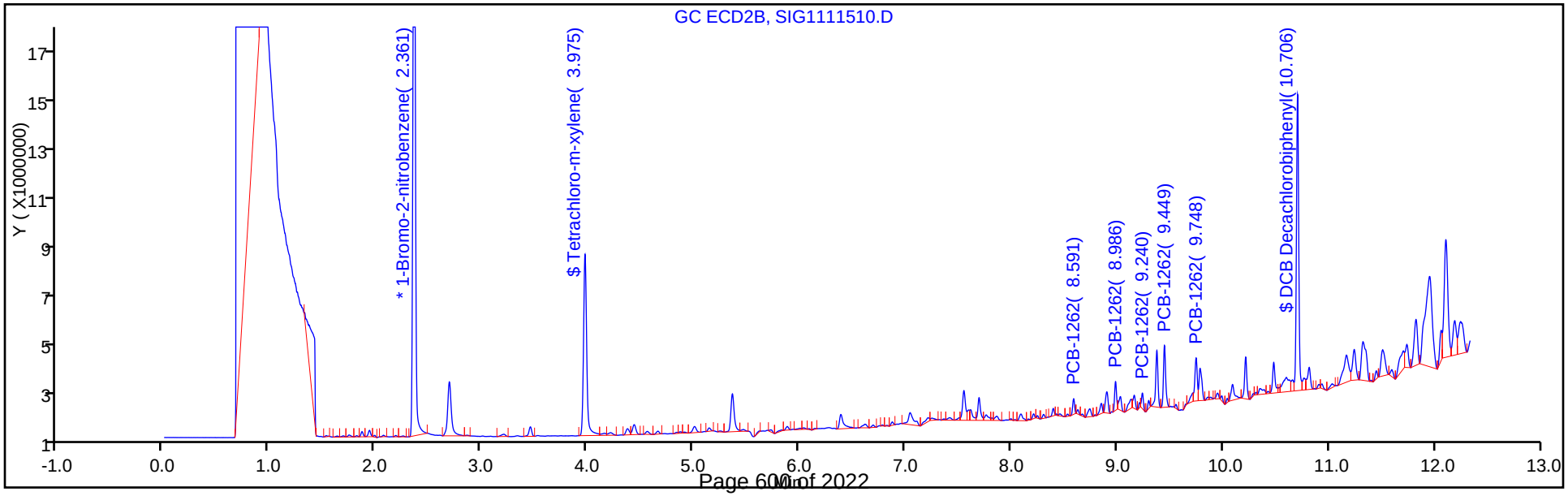

Report Date: 16-Nov-2017 07:09:11 Chrom Revision: 2.2 13-Nov-2017 17:19:06

TestAmerica Canton

Data File: \\ChromNA\Canton\ChromData\A2HP13\20171115-70731.b\SIG1111510.D

Injection Date:	15-Nov-2017 20:25:00	Instrument ID:	A2HP13		
Lims ID:	240-87740-B-78-A	Lab Sample ID:	240-87740-78		
Client ID:	G-SB-1795-00-01				
Operator ID:		ALS Bottle#:	10	Worklist Smp#:	10
Injection Vol:	1.0 uL	Dil. Factor:	1.0000		
Method:	PCB13 IS	Limit Group:	GC 8082A IS		
Column:		Detector	GC ECD1A		

9 PCB-1262, CAS: 37324-23-5

Calibration Sample, Level: 6

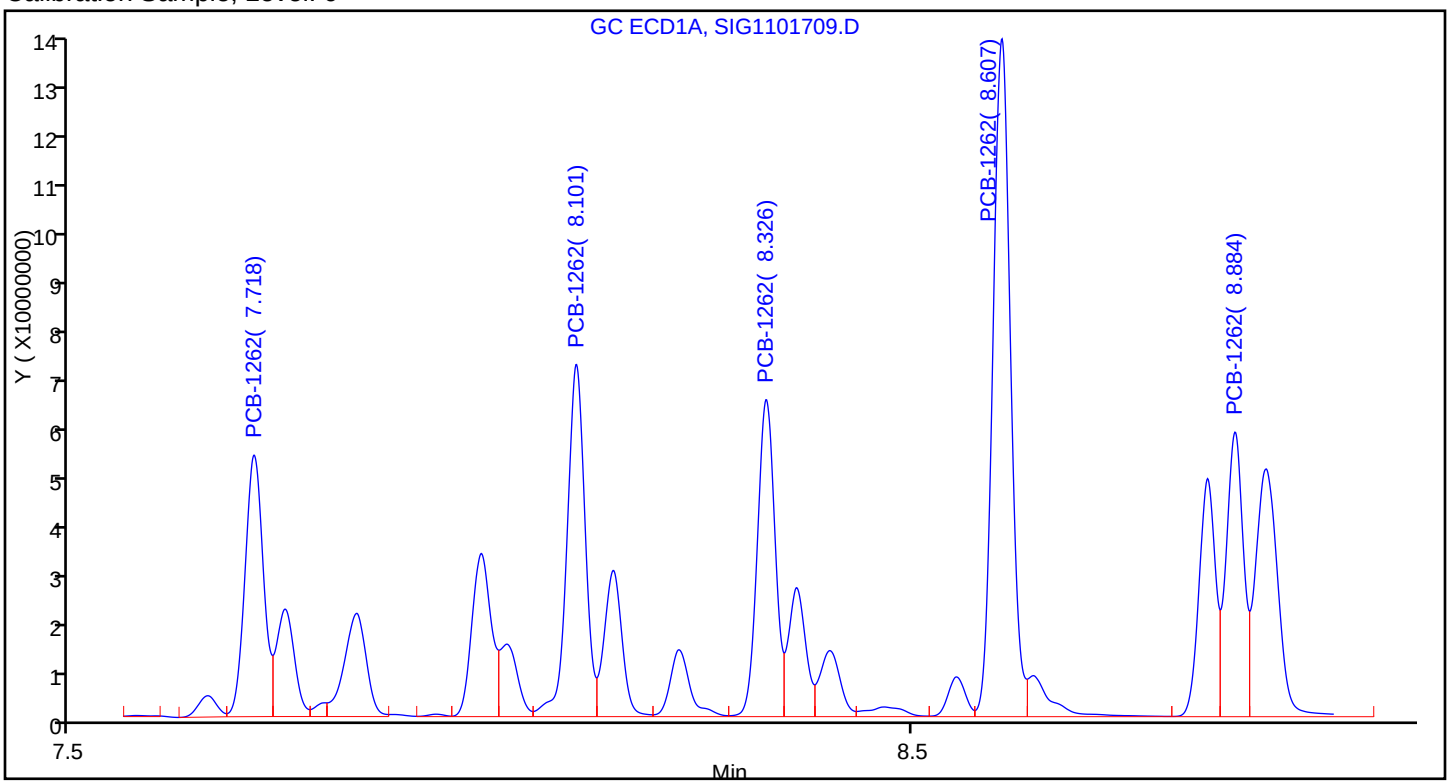

Sample

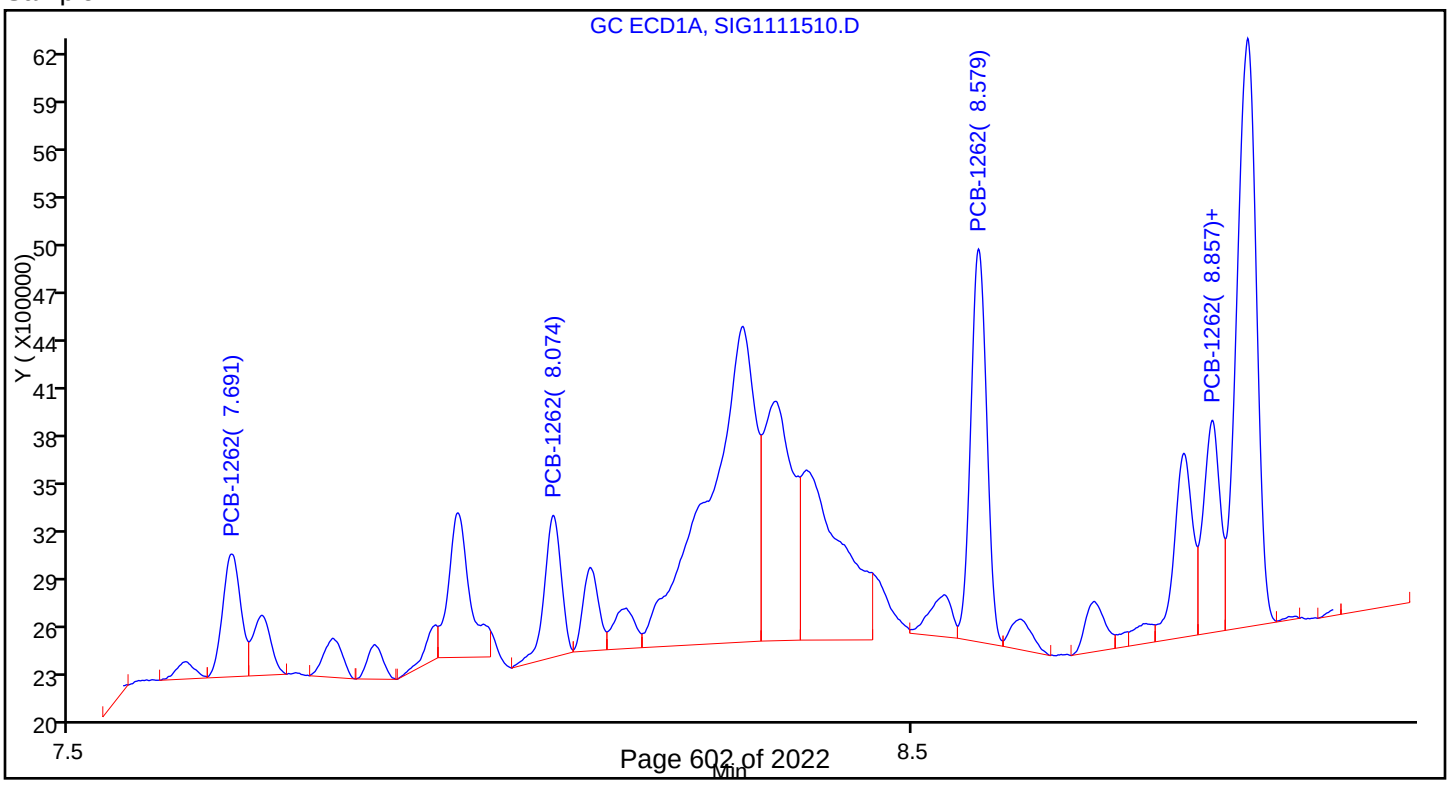

Report Date: 17-Nov-2017 05:32:32 Chrom Revision: 2.2 13-Nov-2017 17:19:06

TestAmerica Canton

Data File: \\ChromNA\Canton\ChromData\A2HP12\20171116-70739.b\P12111630.D

Injection Date:	16-Nov-2017 17:16:39	Instrument ID:	A2HP12	Operator ID:	
Lims ID:	240-87740-B-80-A	Lab Sample ID:	240-87740-80	Worklist Smp#:	30
Client ID:	G-SB-1796-00-01				
Injection Vol:	1.0 uL	Dil. Factor:	1.0000	ALS Bottle#:	30
Method:	PCB12IS	Limit Group:	GC 8082A IS		

Y Scaling: Method Defined: Set to Absolute Y Value

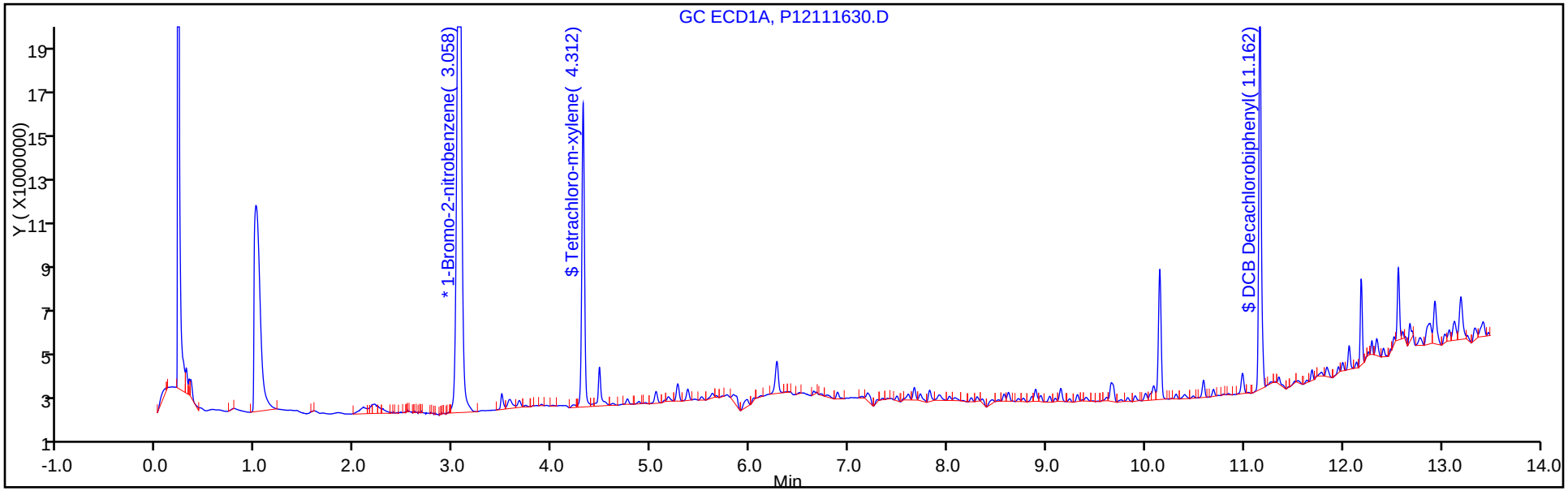

Y Scaling: Method Defined: Set to Absolute Y Value

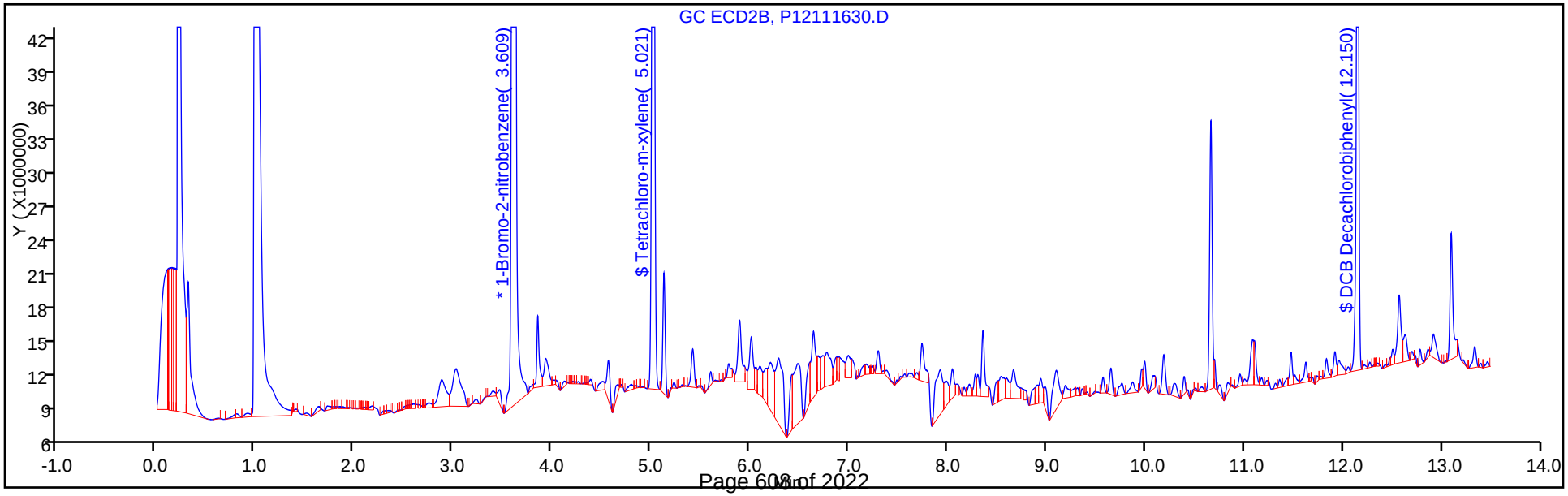

Report Date: 17-Nov-2017 05:32:34 Chrom Revision: 2.2 13-Nov-2017 17:19:06

TestAmerica Canton

Data File: \\ChromNA\Canton\ChromData\A2HP12\20171116-70739.b\P12111631.D

Injection Date:	16-Nov-2017 17:34:18	Instrument ID:	A2HP12	Operator ID:	
Lims ID:	240-87740-B-82-A	Lab Sample ID:	240-87740-82	Worklist Smp#:	31
Client ID:	G-SB-1797-00-01				
Injection Vol:	1.0 uL	Dil. Factor:	1.0000	ALS Bottle#:	31
Method:	PCB12IS	Limit Group:	GC 8082A IS		

Y Scaling: Method Defined: Set to Absolute Y Value

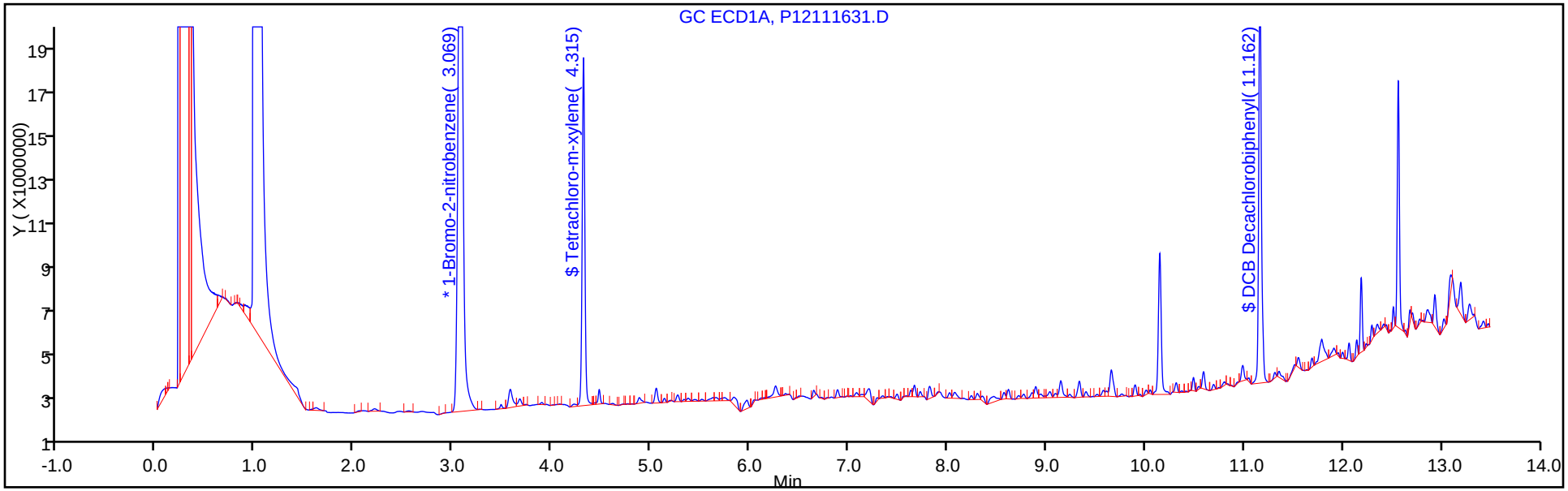

Y Scaling: Method Defined: Set to Absolute Y Value

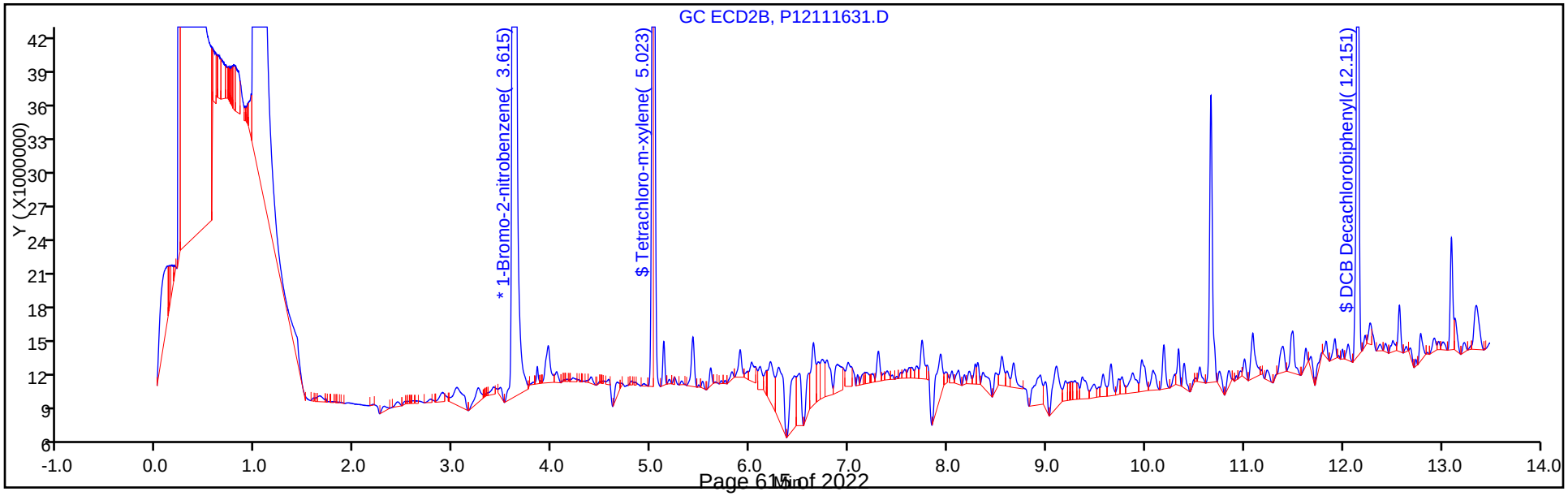

Report Date: 17-Nov-2017 05:31:33 Chrom Revision: 2.2 13-Nov-2017 17:19:06

TestAmerica Canton

Data File: \\ChromNA\Canton\ChromData\A2HP12\20171116-70739.b\P12111612.D

Injection Date:	16-Nov-2017 11:58:02	Instrument ID:	A2HP12	Operator ID:	
Lims ID:	240-87740-B-84-A	Lab Sample ID:	240-87740-84	Worklist Smp#:	12
Client ID:	G-SB-1798-00-01				
Injection Vol:	1.0 uL	Dil. Factor:	1.0000	ALS Bottle#:	12
Method:	PCB12IS	Limit Group:	GC 8082A IS		

Y Scaling: Method Defined: Set to Absolute Y Value

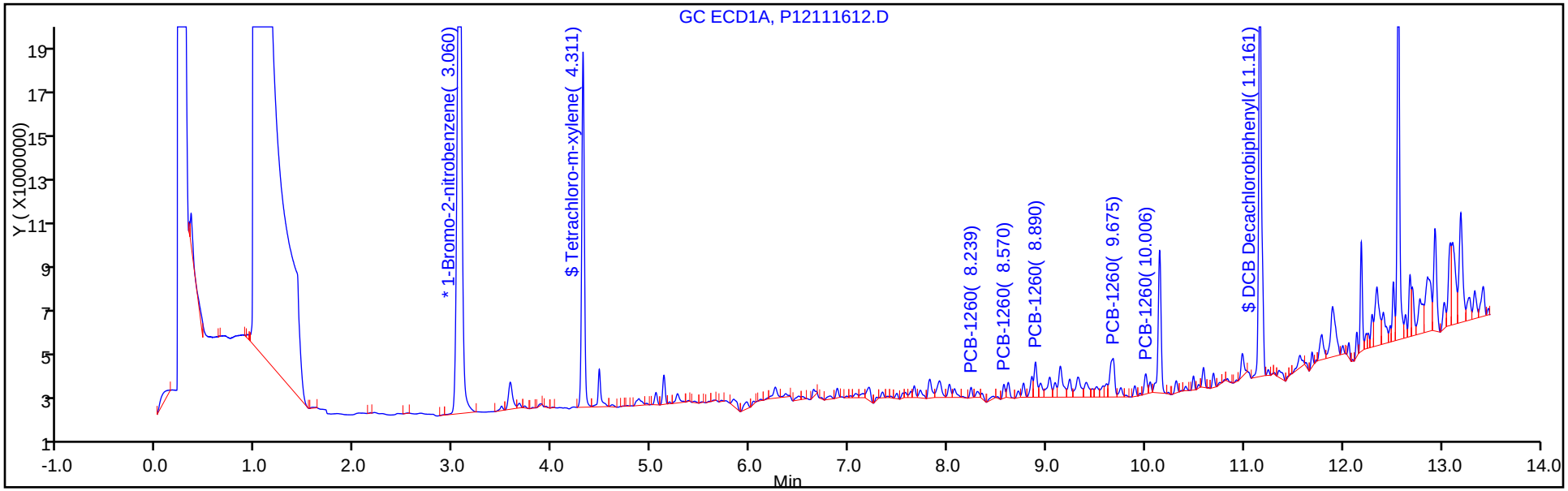

Y Scaling: Method Defined: Set to Absolute Y Value

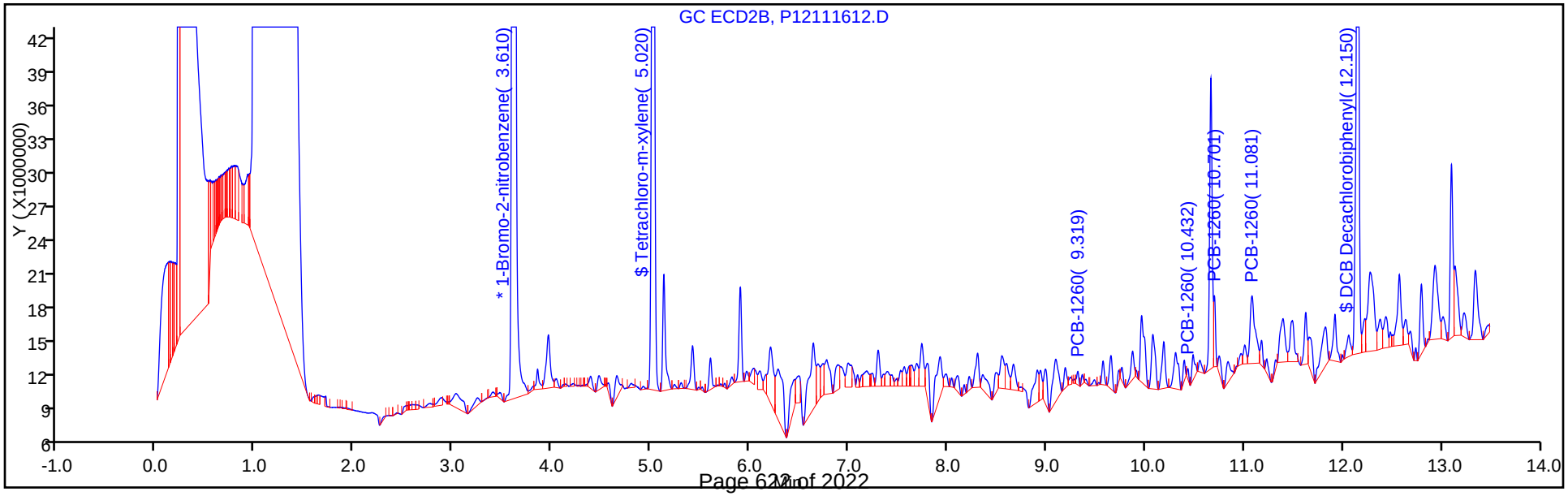

Report Date: 17-Nov-2017 05:31:34 Chrom Revision: 2.2 13-Nov-2017 17:19:06

TestAmerica Canton

Data File: \\ChromNA\Canton\ChromData\A2HP12\20171116-70739.b\P12111612.D

Injection Date:	16-Nov-2017 11:58:02	Instrument ID:	A2HP12
Lims ID:	240-87740-B-84-A	Lab Sample ID:	240-87740-84
Client ID:	G-SB-1798-00-01		
Operator ID:		ALS Bottle#:	12 Worklist Smp#: 12
Injection Vol:	1.0 uL	Dil. Factor:	1.0000
Method:	PCB12IS	Limit Group:	GC 8082A IS
Column:		Detector	GC ECD1A

10 PCB-1260, CAS: 11096-82-5

Calibration Sample, Level: 6

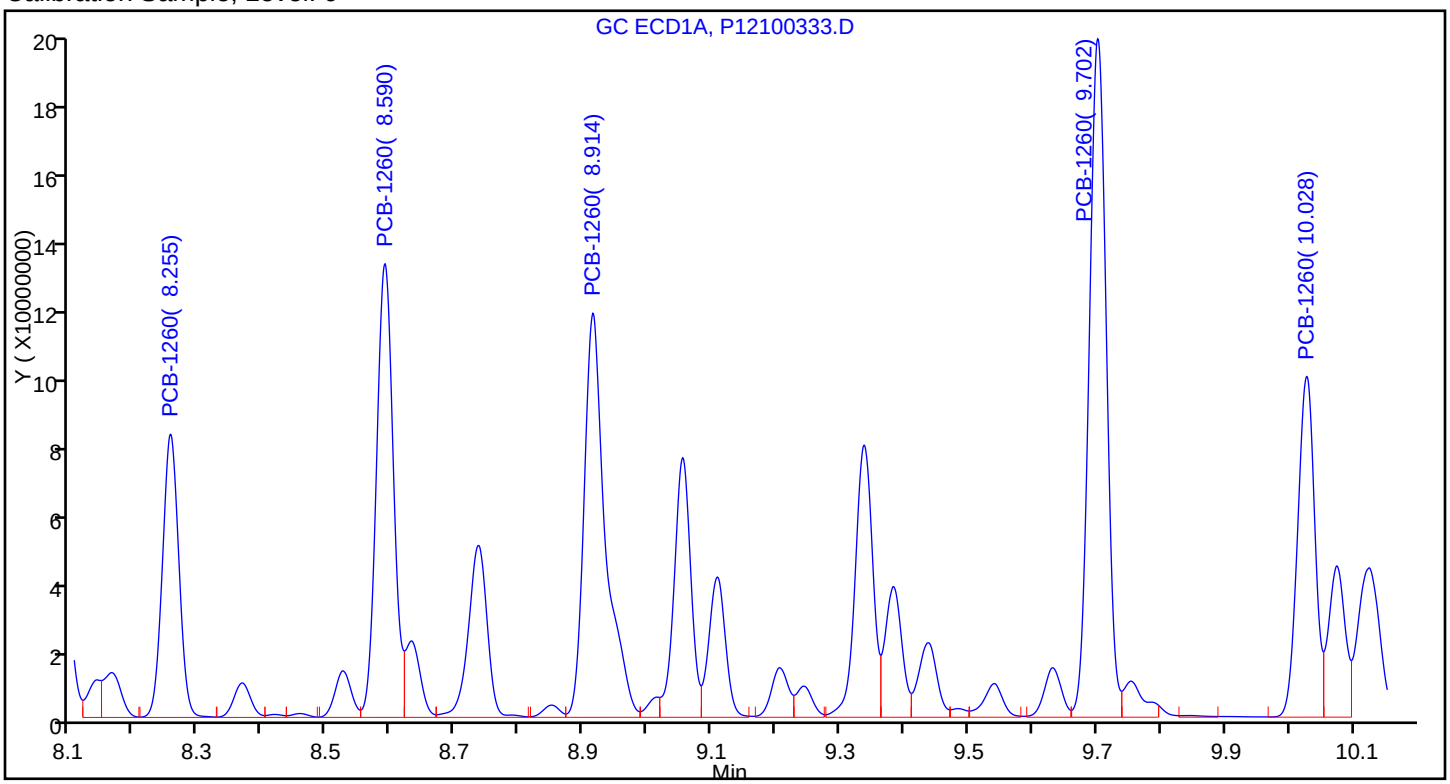

Sample

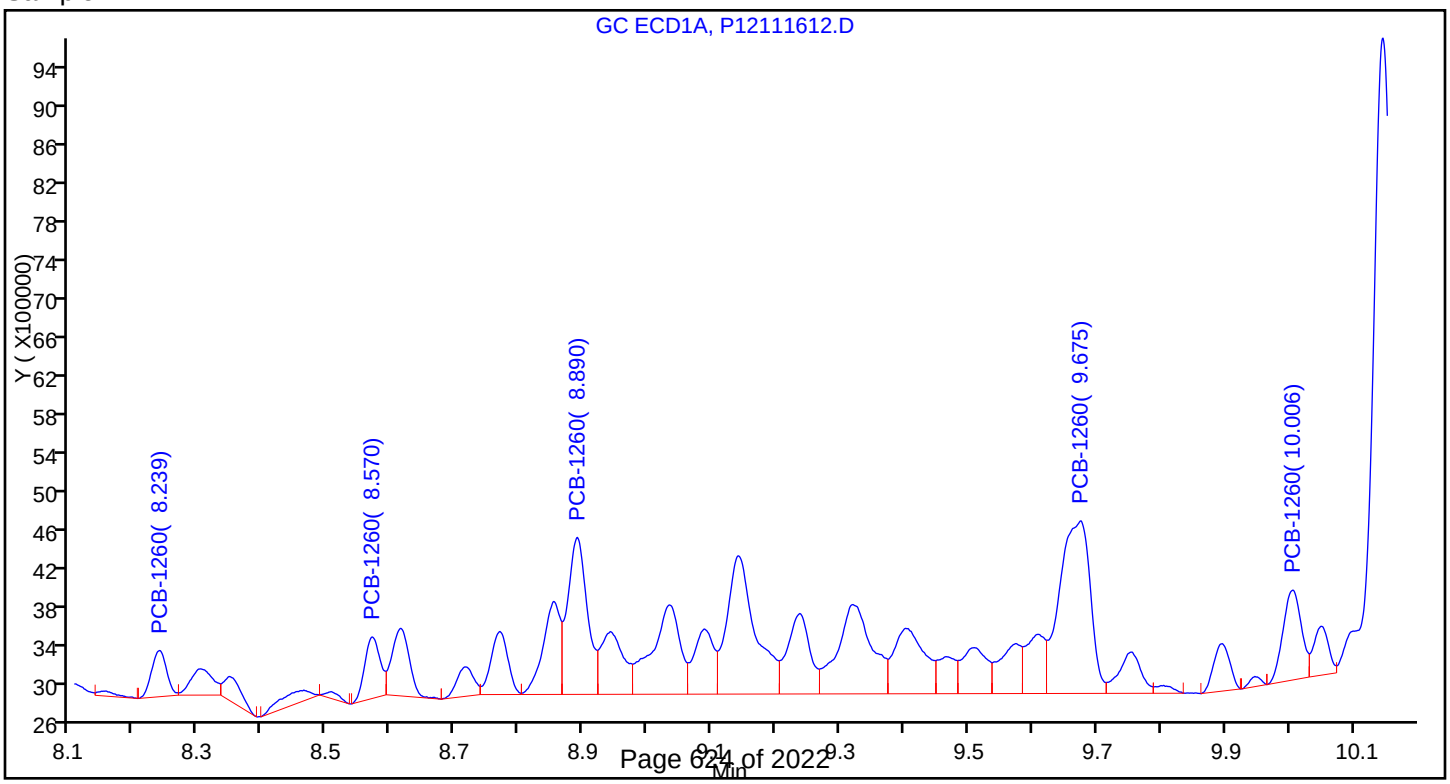

Report Date: 16-Nov-2017 07:09:14 Chrom Revision: 2.2 13-Nov-2017 17:19:06

TestAmerica Canton

Data File: \\ChromNA\Canton\ChromData\A2HP13\20171115-70731.b\SIG1111511.D

Injection Date:	15-Nov-2017 20:43:23	Instrument ID:	A2HP13	Operator ID:	
Lims ID:	240-87740-B-86-A	Lab Sample ID:	240-87740-86	Worklist Smp#:	11
Client ID:	G-SB-1799-00-01				
Injection Vol:	1.0 uL	Dil. Factor:	1.0000	ALS Bottle#:	11
Method:	PCB13 IS	Limit Group:	GC 8082A IS		

Y Scaling: Method Defined: Set to Absolute Y Value

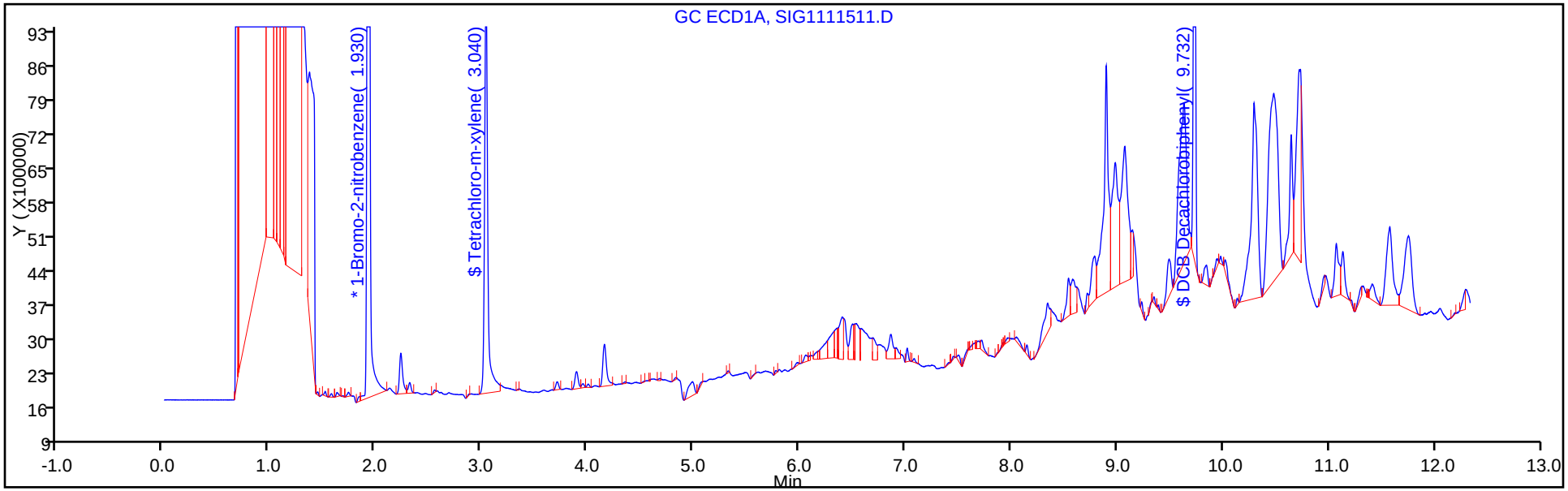

Y Scaling: Method Defined: Set to Absolute Y Value

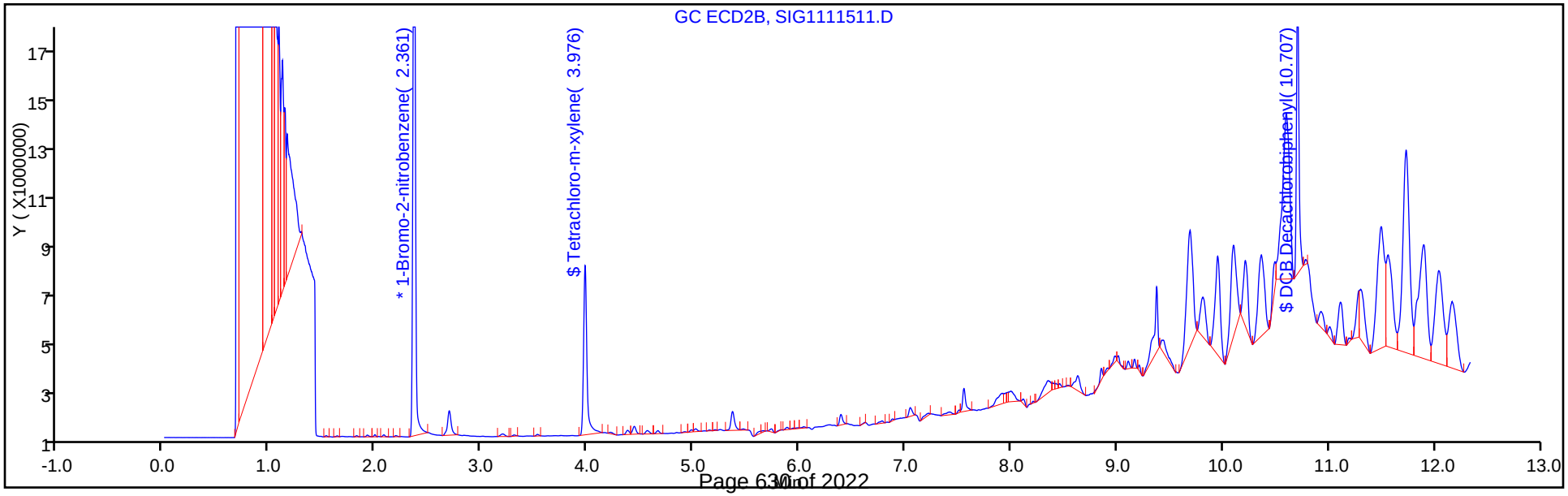

Report Date: 16-Nov-2017 07:09:16 Chrom Revision: 2.2 13-Nov-2017 17:19:06

TestAmerica Canton

Data File: \\ChromNA\Canton\ChromData\A2HP13\20171115-70731.b\SIG1111512.D

Injection Date:	15-Nov-2017 21:01:43	Instrument ID:	A2HP13	Operator ID:	
Lims ID:	240-87740-B-88-A	Lab Sample ID:	240-87740-88	Worklist Smp#:	12
Client ID:	G-SB-1800-00-01				
Injection Vol:	1.0 uL	Dil. Factor:	1.0000	ALS Bottle#:	12
Method:	PCB13 IS	Limit Group:	GC 8082A IS		

Y Scaling: Method Defined: Set to Absolute Y Value

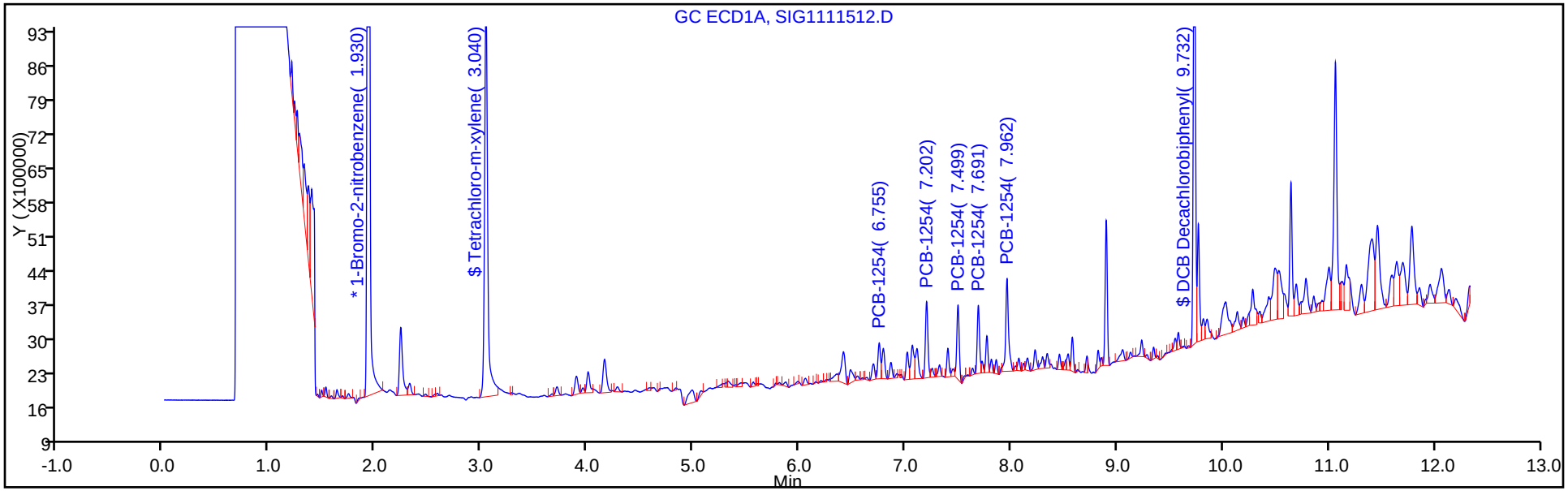

Y Scaling: Method Defined: Set to Absolute Y Value

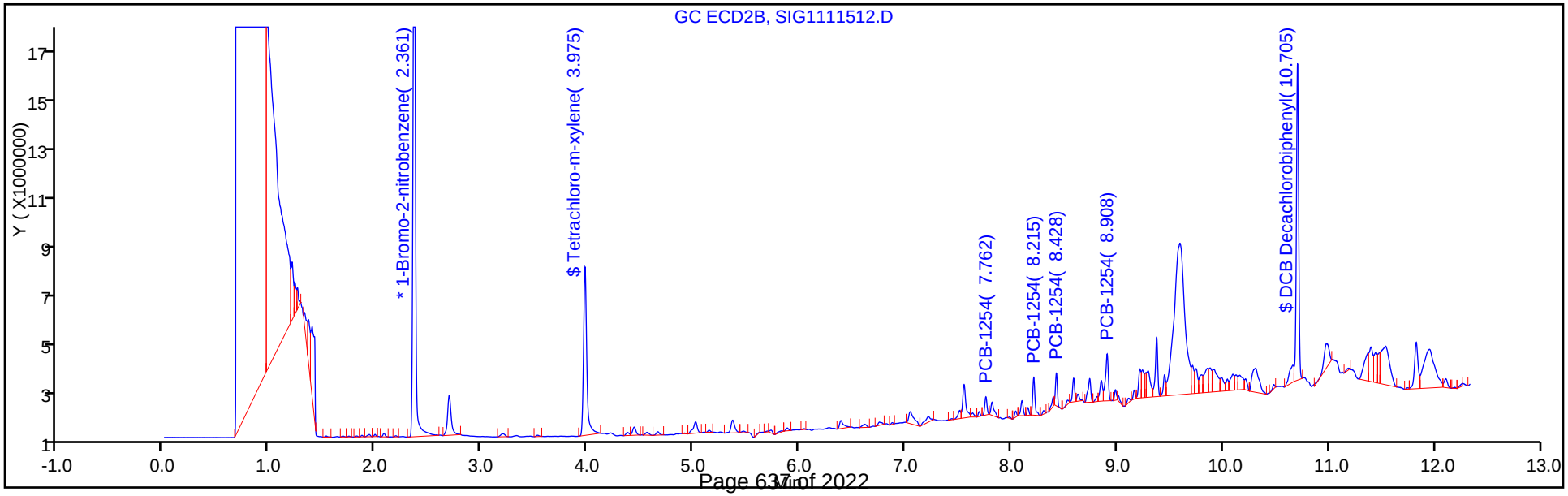

Report Date: 16-Nov-2017 07:09:17 Chrom Revision: 2.2 13-Nov-2017 17:19:06

TestAmerica Canton

Data File: \\ChromNA\Canton\ChromData\A2HP13\20171115-70731.b\SIG1111512.D

Injection Date:	15-Nov-2017 21:01:43	Instrument ID:	A2HP13		
Lims ID:	240-87740-B-88-A	Lab Sample ID:	240-87740-88		
Client ID:	G-SB-1800-00-01				
Operator ID:		ALS Bottle#:	12	Worklist Smp#:	12
Injection Vol:	1.0 uL	Dil. Factor:	1.0000		
Method:	PCB13 IS	Limit Group:	GC 8082A IS		
Column:		Detector	GC ECD1A		

8 PCB-1254, CAS: 11097-69-1

Calibration Sample, Level: 6

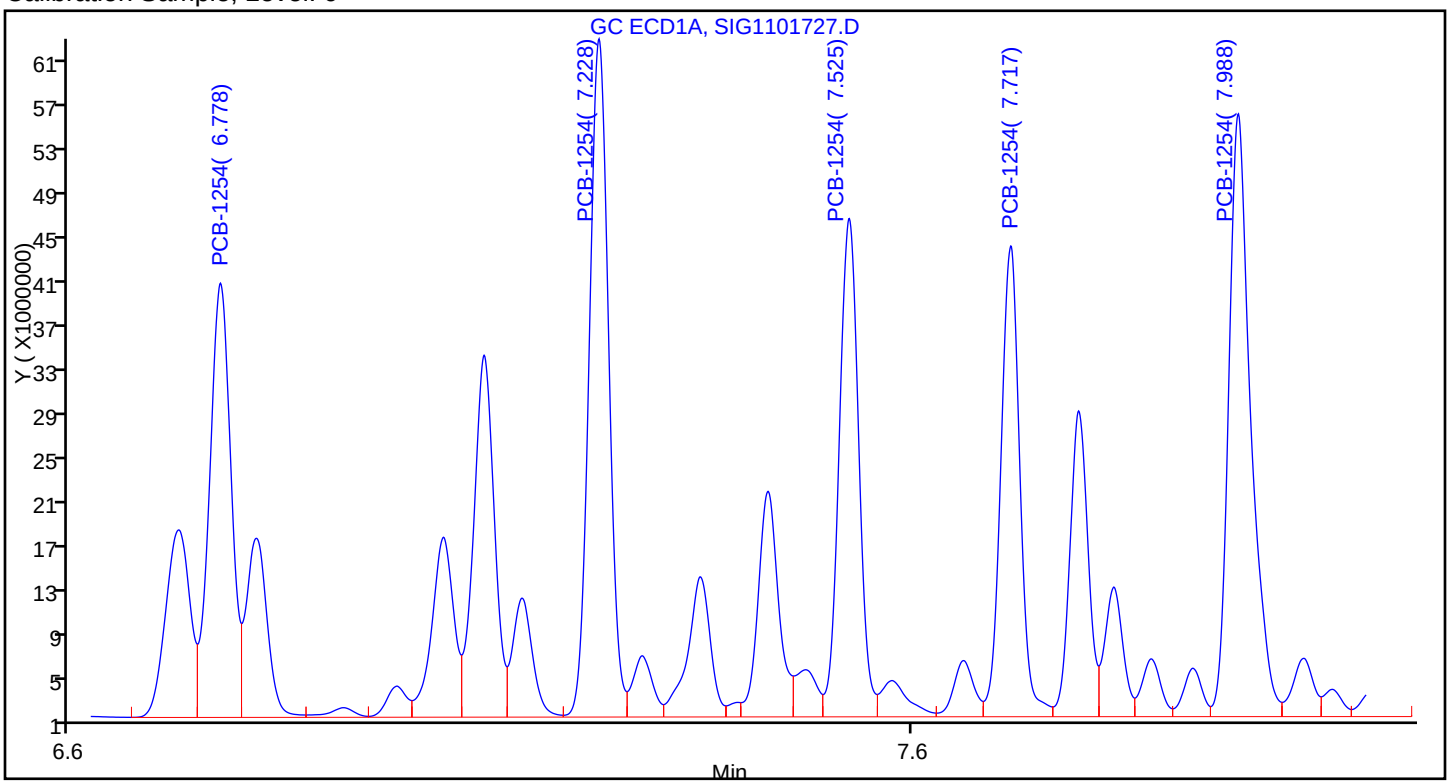

Sample

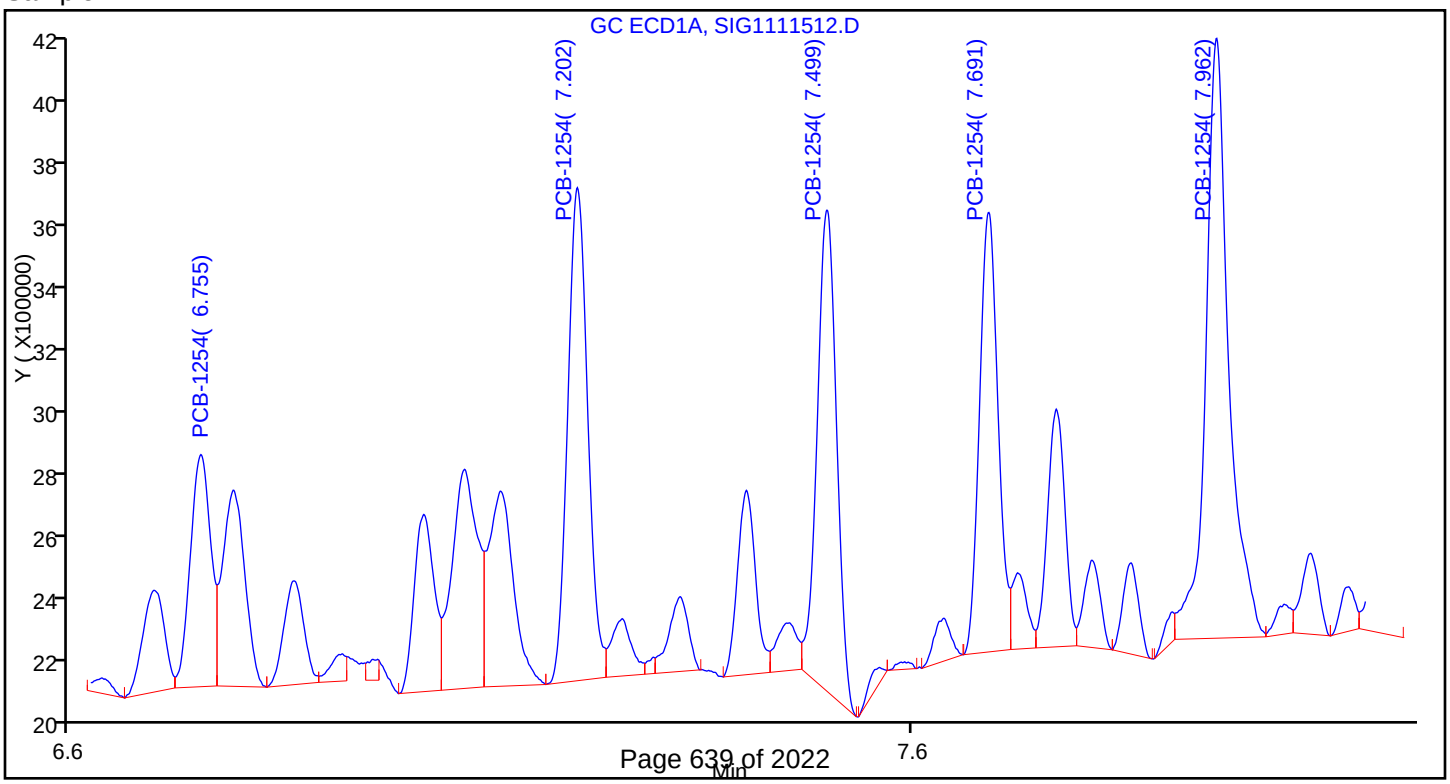

Report Date: 16-Nov-2017 07:09:19 Chrom Revision: 2.2 13-Nov-2017 17:19:06

TestAmerica Canton

Data File: \\ChromNA\Canton\ChromData\A2HP13\20171115-70731.b\SIG1111513.D

Injection Date:	15-Nov-2017 21:20:07	Instrument ID:	A2HP13	Operator ID:	
Lims ID:	240-87740-B-90-A	Lab Sample ID:	240-87740-90	Worklist Smp#:	13
Client ID:	G-SB-1801-00-01				
Injection Vol:	1.0 uL	Dil. Factor:	1.0000	ALS Bottle#:	13
Method:	PCB13 IS	Limit Group:	GC 8082A IS		

Y Scaling: Method Defined: Set to Absolute Y Value

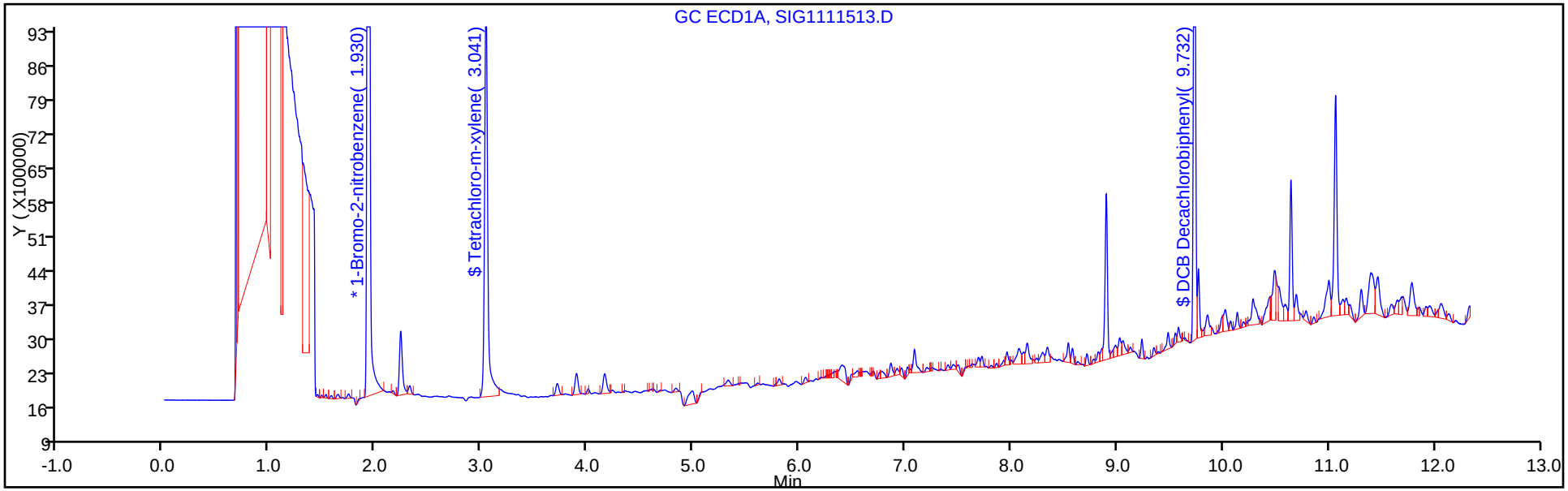

Y Scaling: Method Defined: Set to Absolute Y Value

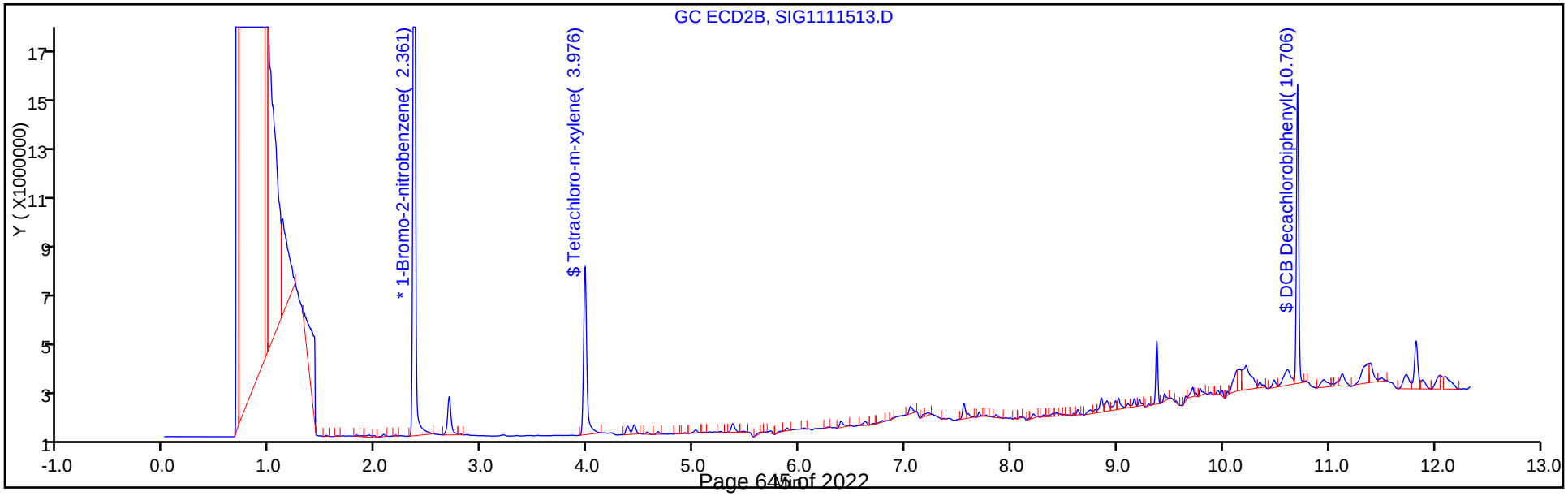

Report Date: 16-Nov-2017 07:09:21 Chrom Revision: 2.2 13-Nov-2017 17:19:06

TestAmerica Canton

Data File: \\ChromNA\Canton\ChromData\A2HP13\20171115-70731.b\SIG1111514.D

Injection Date:	15-Nov-2017 21:38:28	Instrument ID:	A2HP13	Operator ID:	
Lims ID:	240-87740-B-92-A	Lab Sample ID:	240-87740-92	Worklist Smp#:	14
Client ID:	G-SB-1802-00-01				
Injection Vol:	1.0 uL	Dil. Factor:	1.0000	ALS Bottle#:	14
Method:	PCB13 IS	Limit Group:	GC 8082A IS		

Y Scaling: Method Defined: Set to Absolute Y Value

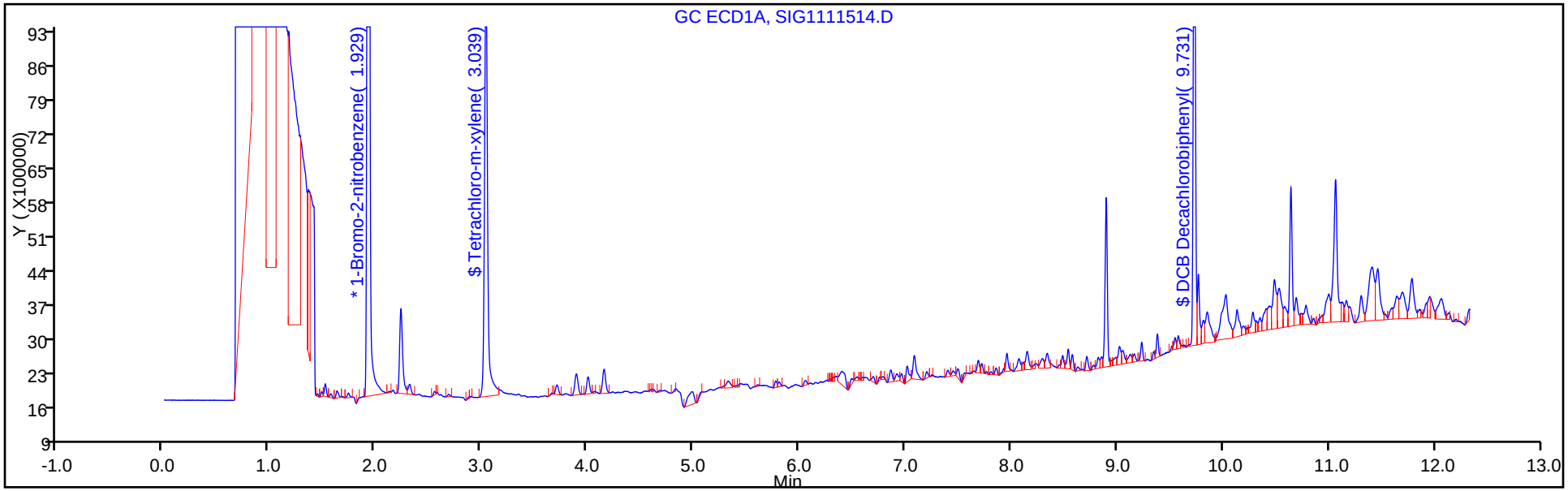

Y Scaling: Method Defined: Set to Absolute Y Value

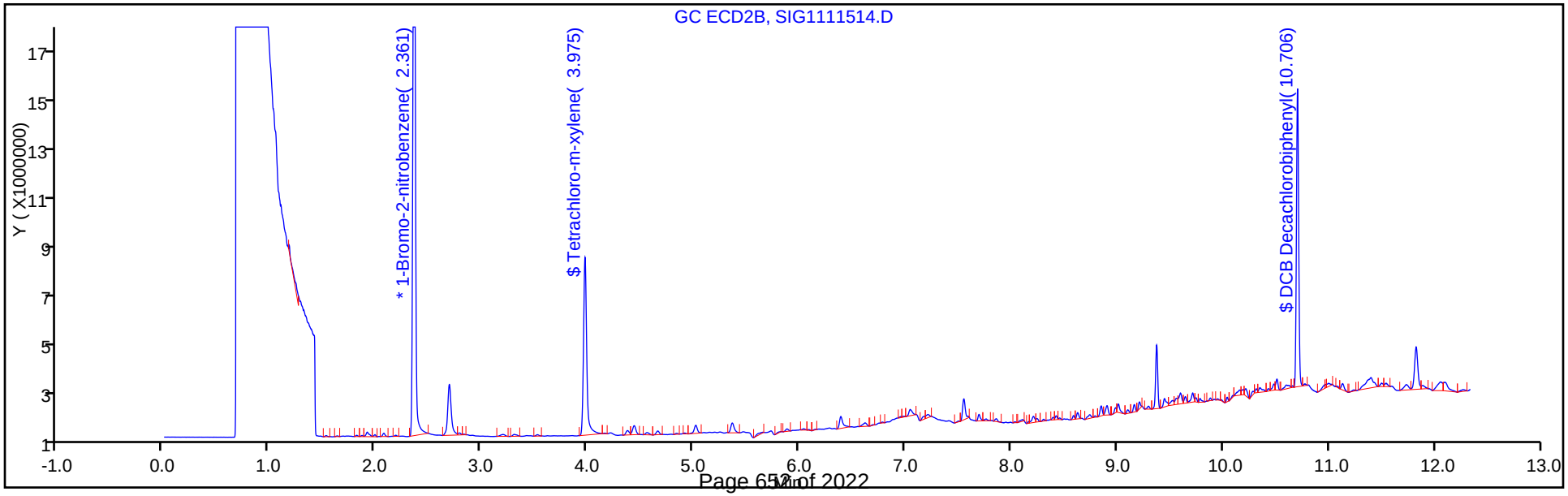

Report Date: 16-Nov-2017 07:09:23 Chrom Revision: 2.2 13-Nov-2017 17:19:06

TestAmerica Canton

Data File: \\ChromNA\Canton\ChromData\A2HP13\20171115-70731.b\SIG1111515.D

Injection Date:	15-Nov-2017 21:56:46	Instrument ID:	A2HP13	Operator ID:	
Lims ID:	240-87740-B-94-A	Lab Sample ID:	240-87740-94	Worklist Smp#:	15
Client ID:	G-SB-1803-00-01				
Injection Vol:	1.0 uL	Dil. Factor:	1.0000	ALS Bottle#:	15
Method:	PCB13 IS	Limit Group:	GC 8082A IS		

Y Scaling: Method Defined: Set to Absolute Y Value

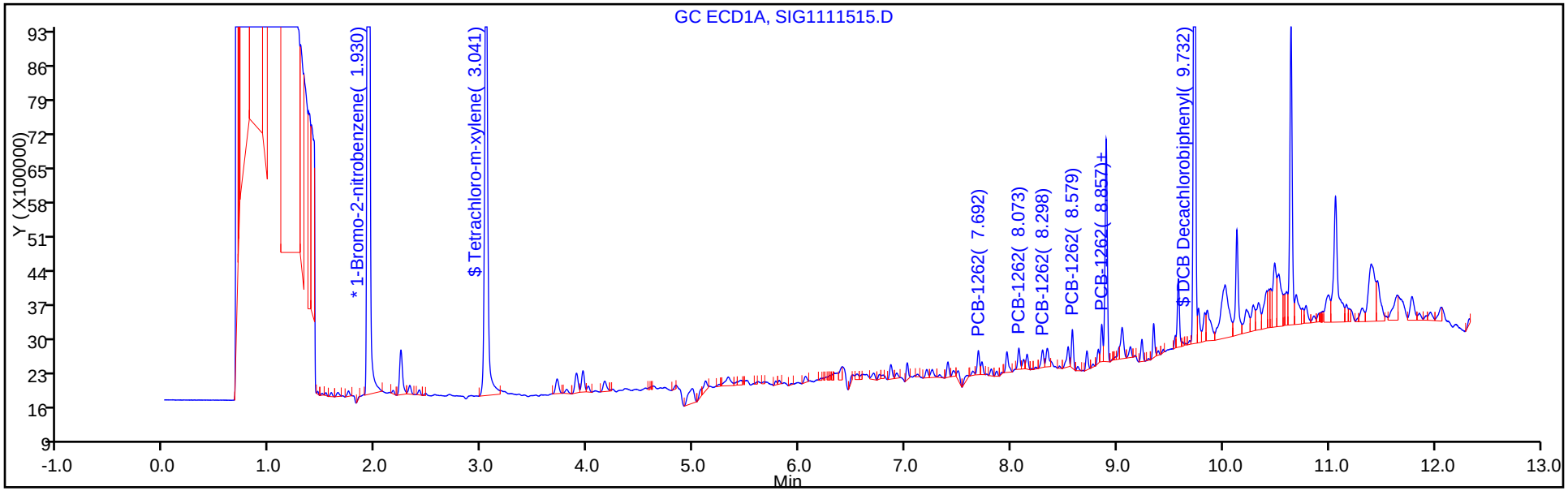

Y Scaling: Method Defined: Set to Absolute Y Value

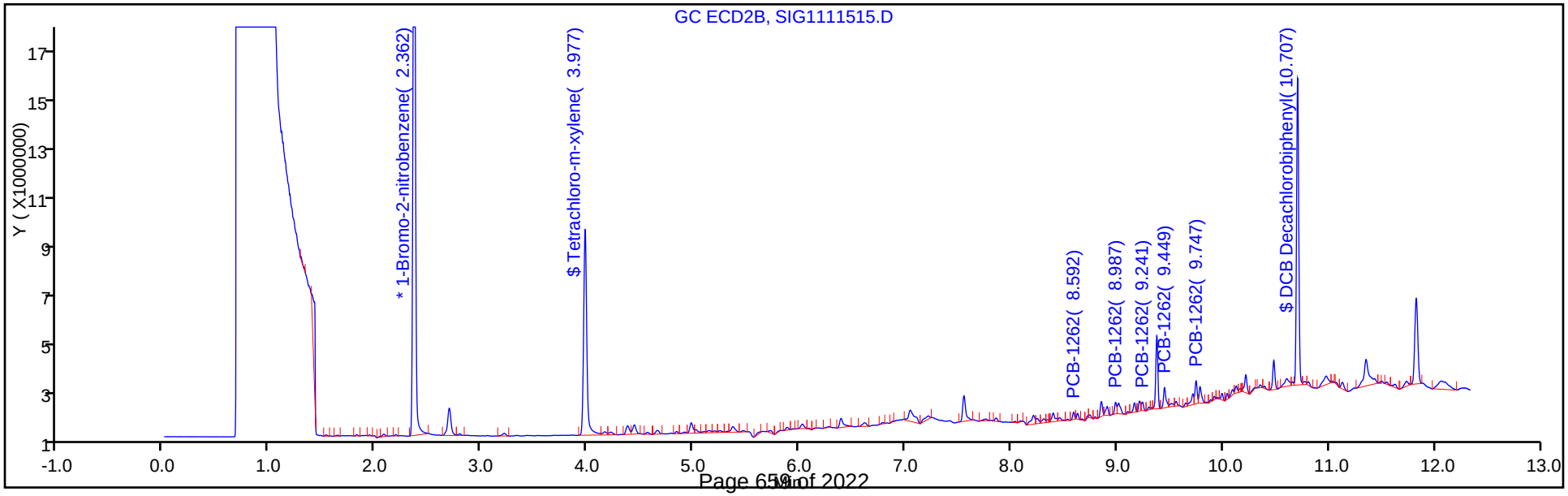

Report Date: 16-Nov-2017 07:09:23 Chrom Revision: 2.2 13-Nov-2017 17:19:06

TestAmerica Canton

Data File: \\ChromNA\Canton\ChromData\A2HP13\20171115-70731.b\SIG1111515.D

Injection Date:	15-Nov-2017 21:56:46	Instrument ID:	A2HP13		
Lims ID:	240-87740-B-94-A	Lab Sample ID:	240-87740-94		
Client ID:	G-SB-1803-00-01				
Operator ID:		ALS Bottle#:	15	Worklist Smp#:	15
Injection Vol:	1.0 uL	Dil. Factor:	1.0000		
Method:	PCB13 IS	Limit Group:	GC 8082A IS		
Column:		Detector	GC ECD1A		

9 PCB-1262, CAS: 37324-23-5

Calibration Sample, Level: 6

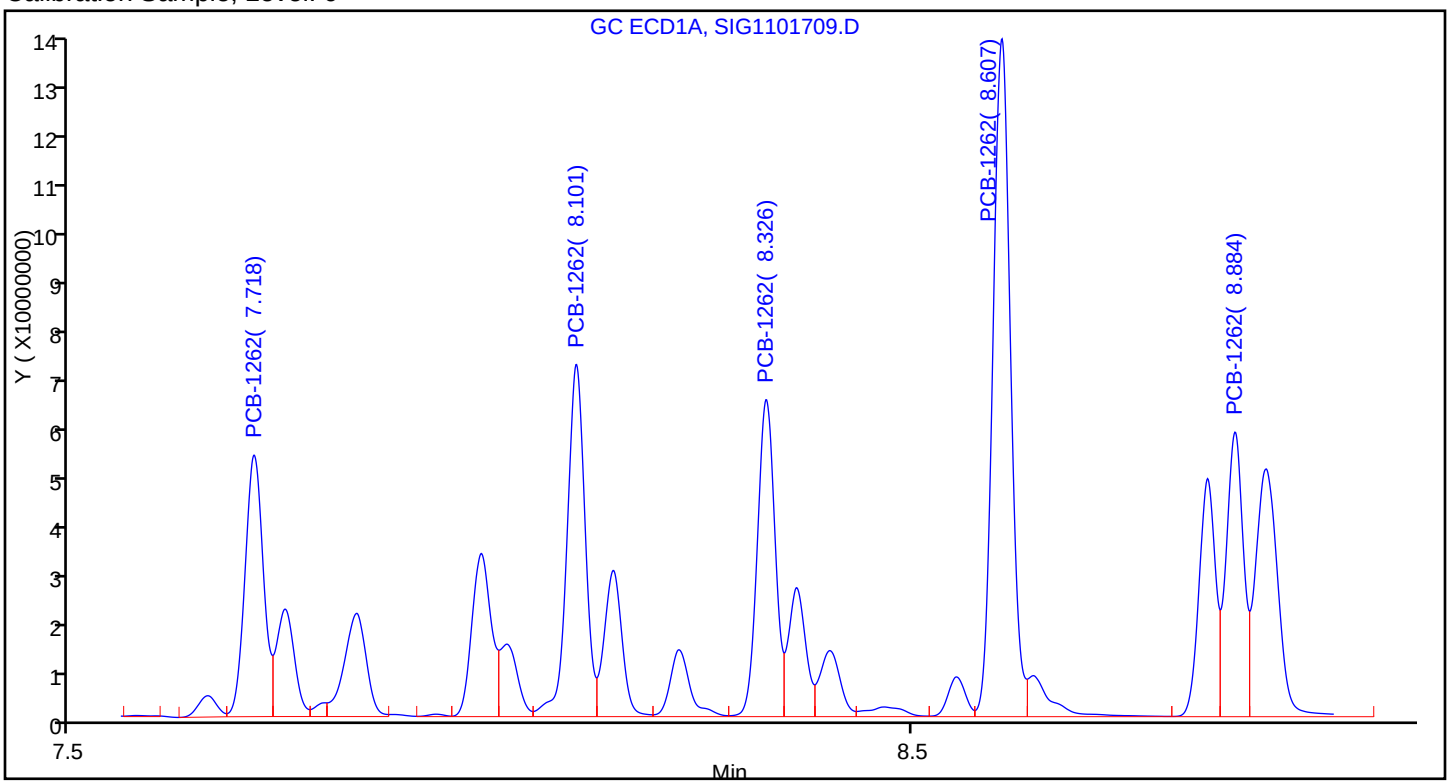

Sample

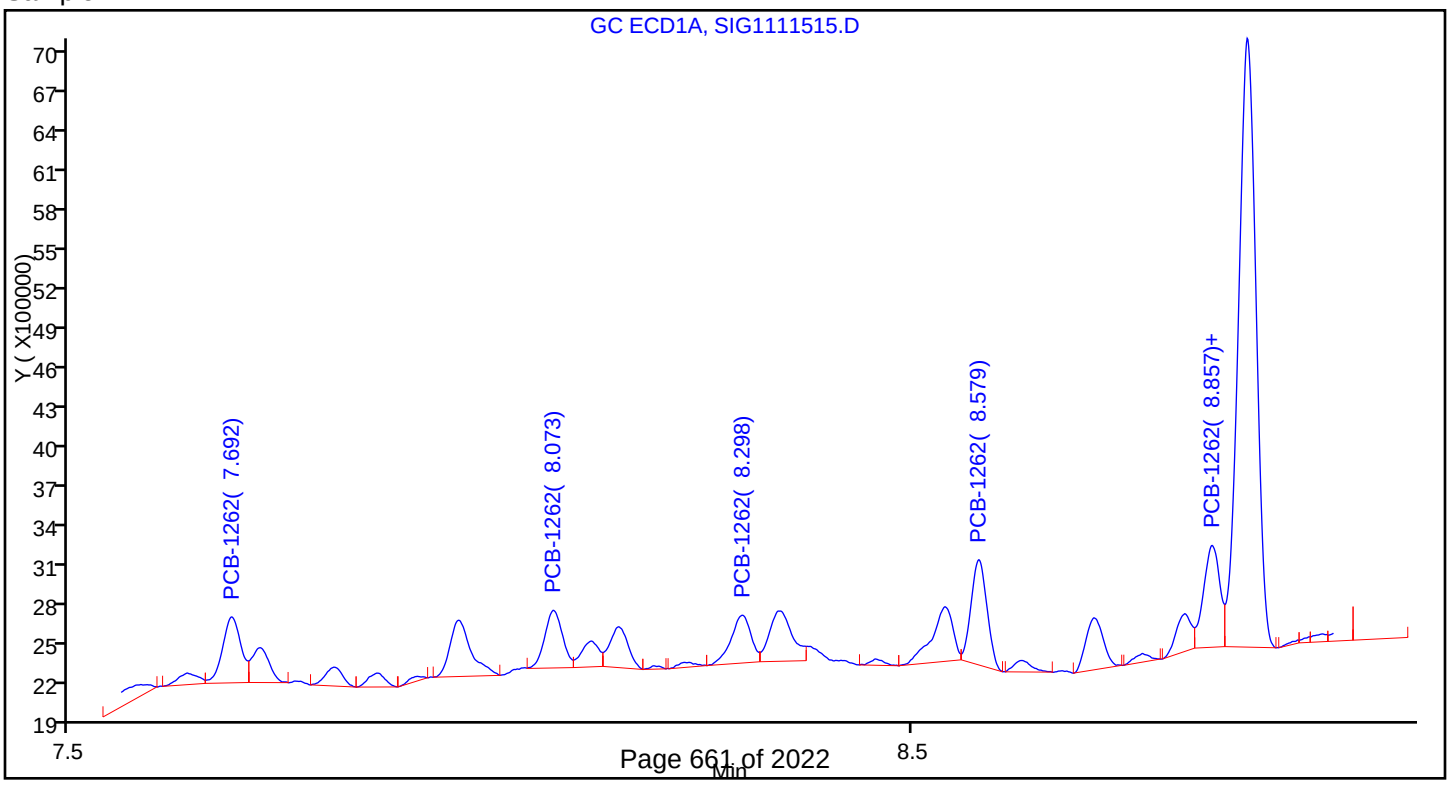

Report Date: 16-Nov-2017 07:09:25 Chrom Revision: 2.2 13-Nov-2017 17:19:06

TestAmerica Canton

Data File: \\ChromNA\Canton\ChromData\A2HP13\20171115-70731.b\SIG1111516.D

Injection Date:	15-Nov-2017 22:15:07	Instrument ID:	A2HP13	Operator ID:	
Lims ID:	240-87740-B-96-A	Lab Sample ID:	240-87740-96	Worklist Smp#:	16
Client ID:	G-SB-1804-00-01				
Injection Vol:	1.0 uL	Dil. Factor:	1.0000	ALS Bottle#:	16
Method:	PCB13 IS	Limit Group:	GC 8082A IS		

Y Scaling: Method Defined: Set to Absolute Y Value

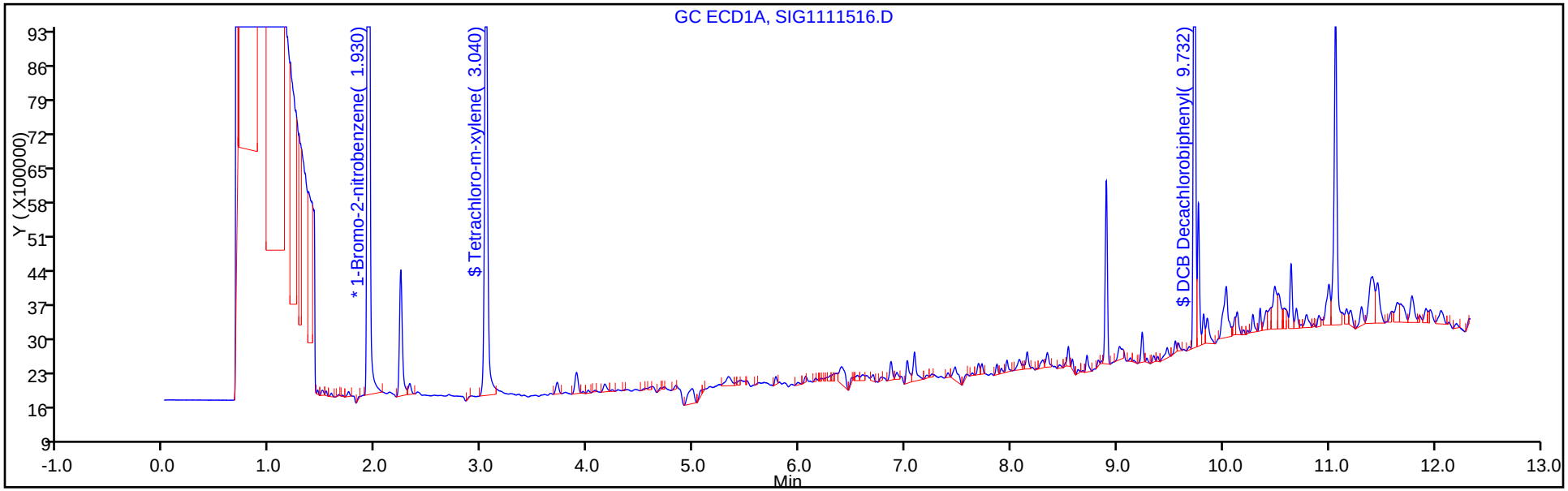

Y Scaling: Method Defined: Set to Absolute Y Value

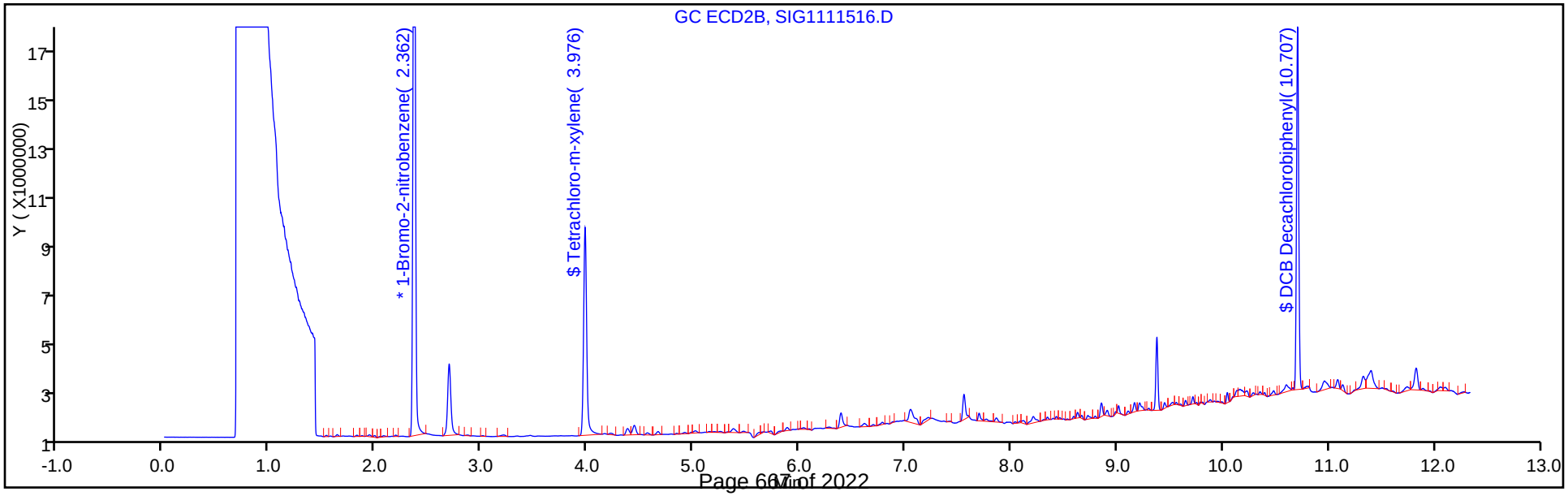

Report Date: 16-Nov-2017 07:09:27 Chrom Revision: 2.2 13-Nov-2017 17:19:06

TestAmerica Canton

Data File: \\ChromNA\Canton\ChromData\A2HP13\20171115-70731.b\SIG1111517.D

Injection Date:	15-Nov-2017 22:33:33	Instrument ID:	A2HP13	Operator ID:	
Lims ID:	240-87740-B-98-A	Lab Sample ID:	240-87740-98	Worklist Smp#:	17
Client ID:	G-SB-1805-00-01				
Injection Vol:	1.0 uL	Dil. Factor:	1.0000	ALS Bottle#:	17
Method:	PCB13 IS	Limit Group:	GC 8082A IS		

Y Scaling: Method Defined: Set to Absolute Y Value

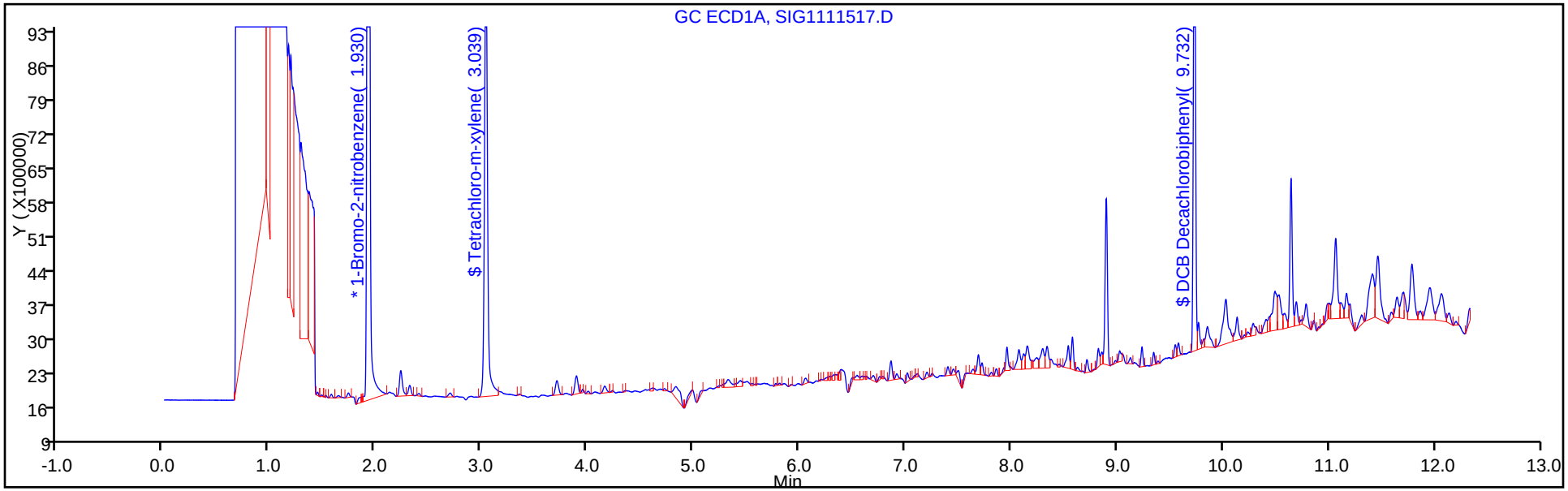

Y Scaling: Method Defined: Set to Absolute Y Value

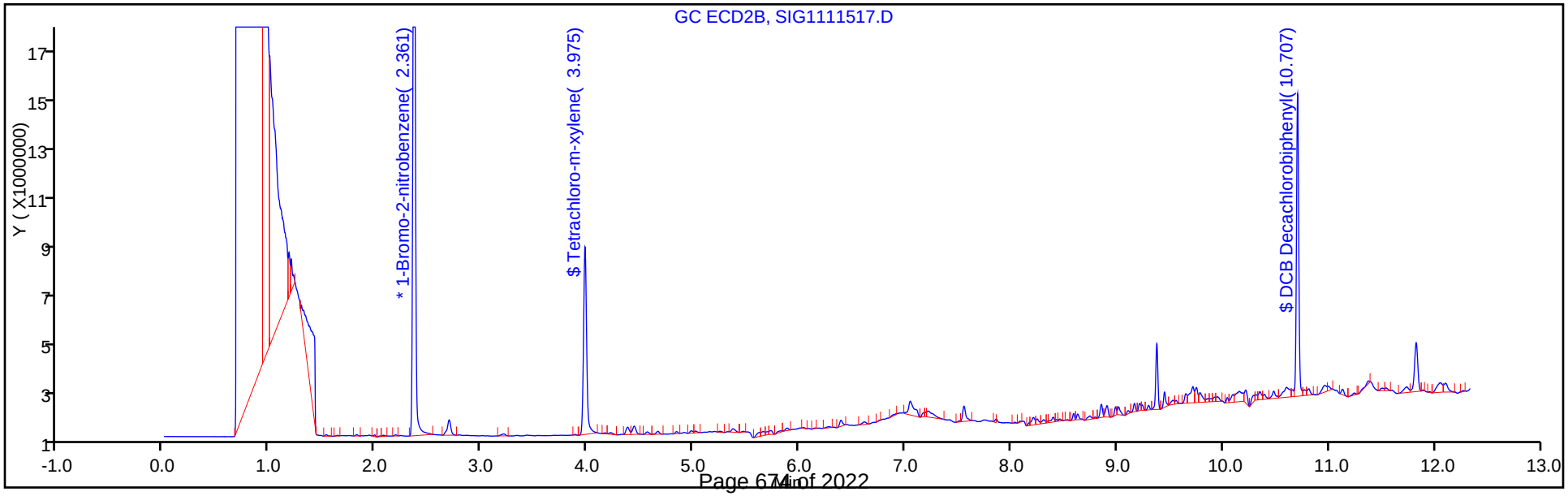

Report Date: 16-Nov-2017 07:09:29 Chrom Revision: 2.2 13-Nov-2017 17:19:06

TestAmerica Canton

Data File: \\ChromNA\Canton\ChromData\A2HP13\20171115-70731.b\SIG1111518.D

Injection Date:	15-Nov-2017 22:51:49	Instrument ID:	A2HP13	Operator ID:	
Lims ID:	240-87740-B-100-A	Lab Sample ID:	240-87740-100	Worklist Smp#:	18
Client ID:	G-SB-1806-00-01				
Injection Vol:	1.0 uL	Dil. Factor:	1.0000	ALS Bottle#:	18
Method:	PCB13 IS	Limit Group:	GC 8082A IS		

Y Scaling: Method Defined: Set to Absolute Y Value

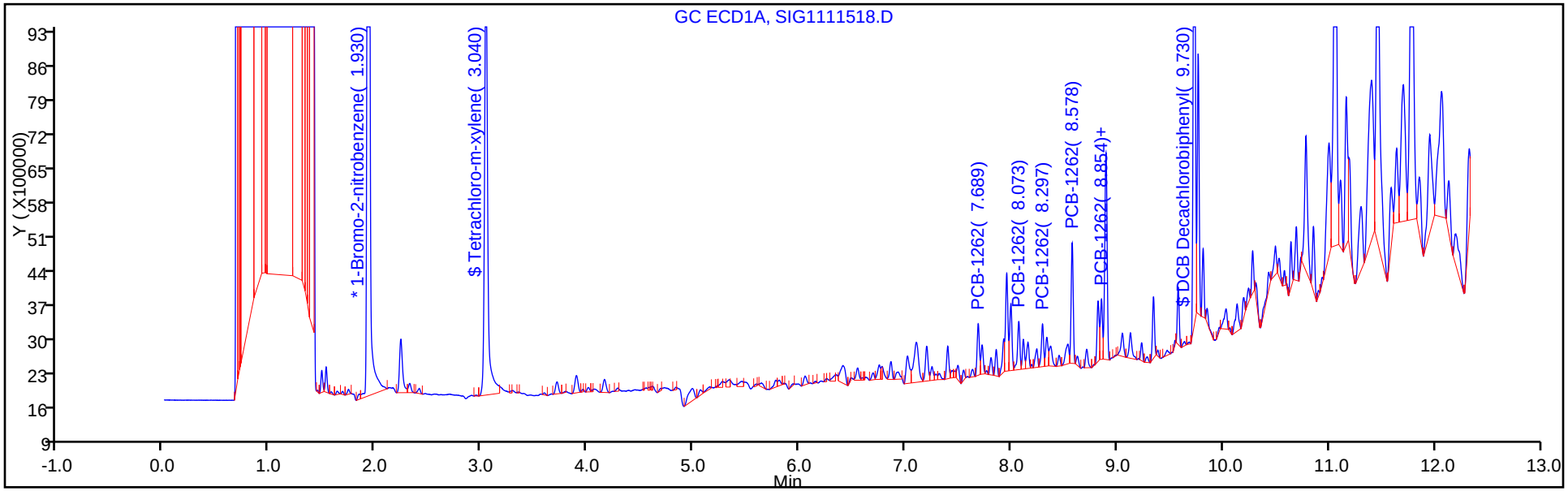

Y Scaling: Method Defined: Set to Absolute Y Value

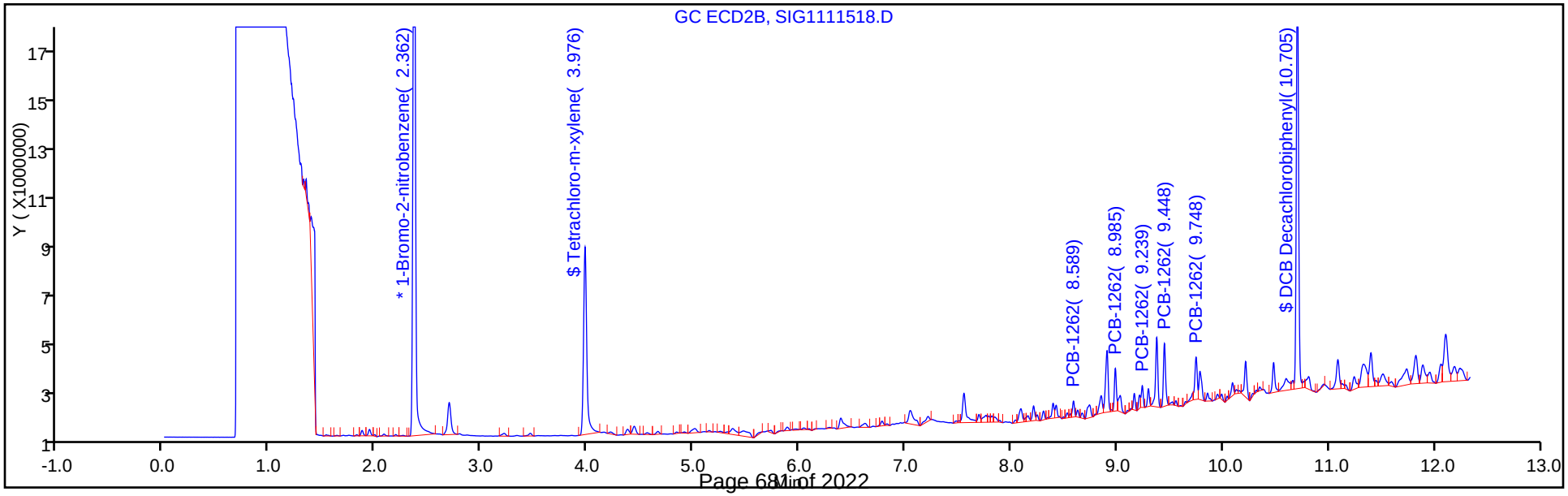

Report Date: 16-Nov-2017 07:09:29 Chrom Revision: 2.2 13-Nov-2017 17:19:06

TestAmerica Canton

Data File: \\ChromNA\Canton\ChromData\A2HP13\20171115-70731.b\SIG1111518.D

Injection Date:	15-Nov-2017 22:51:49	Instrument ID:	A2HP13		
Lims ID:	240-87740-B-100-A	Lab Sample ID:	240-87740-100		
Client ID:	G-SB-1806-00-01				
Operator ID:		ALS Bottle#:	18	Worklist Smp#:	18
Injection Vol:	1.0 uL	Dil. Factor:	1.0000		
Method:	PCB13 IS	Limit Group:	GC 8082A IS		
Column:		Detector	GC ECD1A		

9 PCB-1262, CAS: 37324-23-5

Calibration Sample, Level: 6

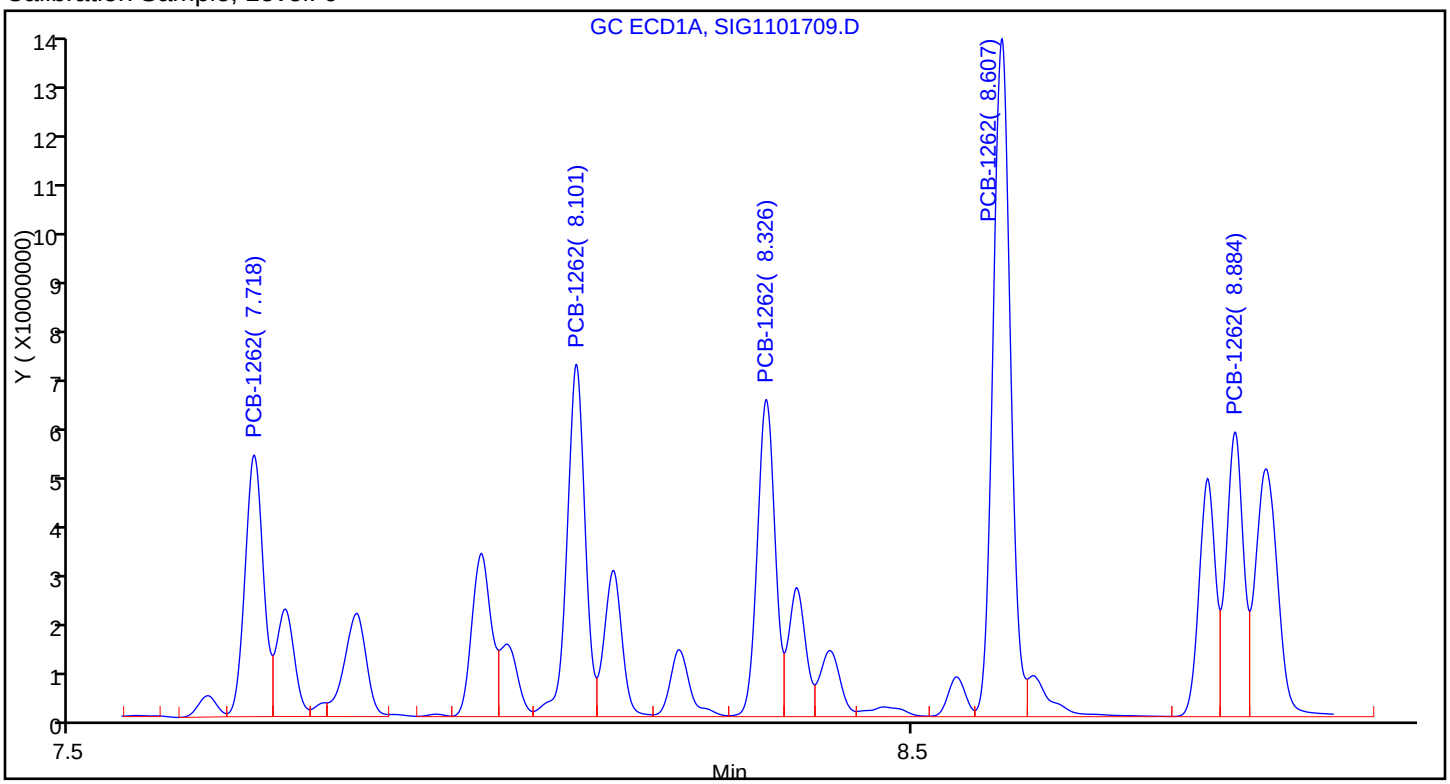

Sample

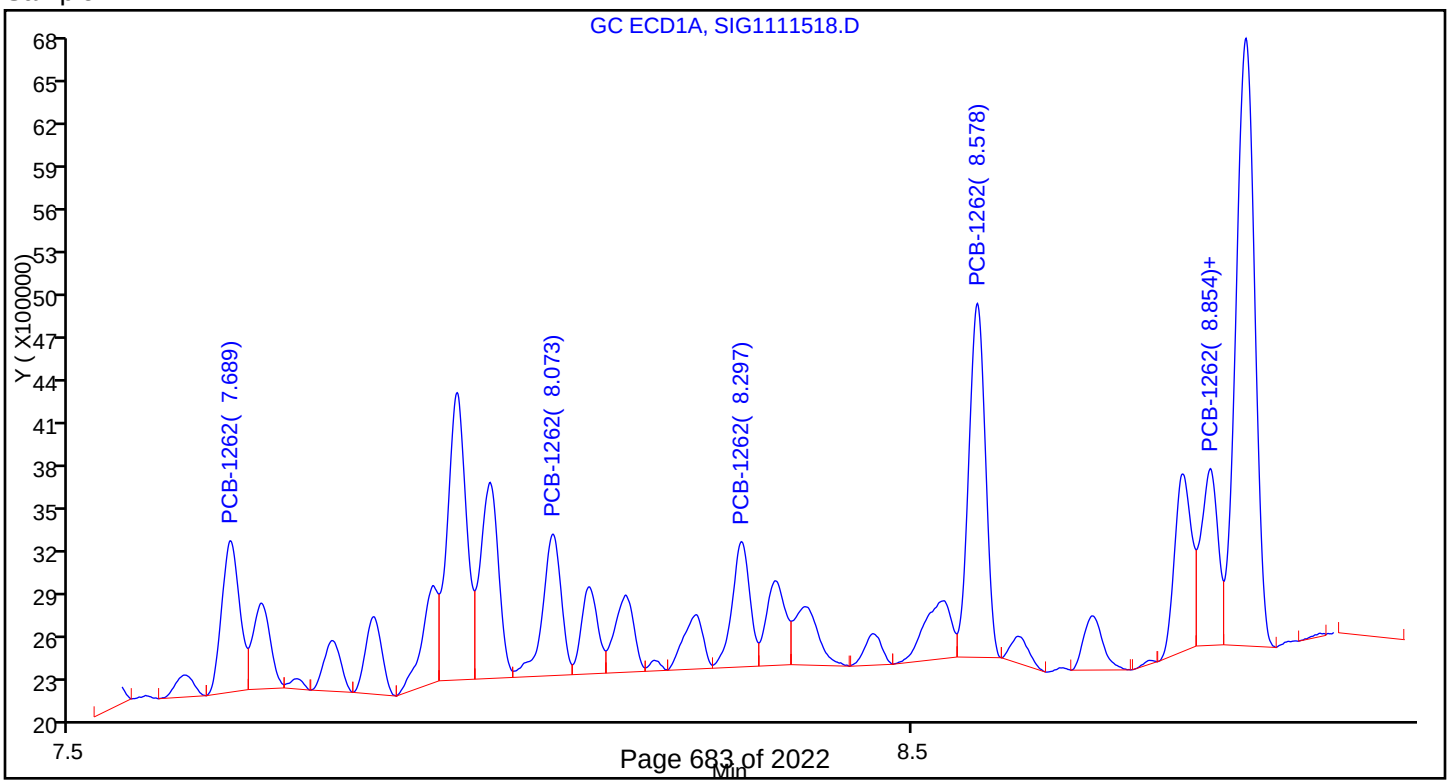

Report Date: 17-Nov-2017 05:32:36 Chrom Revision: 2.2 13-Nov-2017 17:19:06

TestAmerica Canton

Data File: \\ChromNA\Canton\ChromData\A2HP12\20171116-70739.b\P12111632.D

Injection Date:	16-Nov-2017 17:51:57	Instrument ID:	A2HP12	Operator ID:	
Lims ID:	240-87740-B-102-A	Lab Sample ID:	240-87740-102	Worklist Smp#:	32
Client ID:	G-SB-1807-00-01				
Injection Vol:	1.0 uL	Dil. Factor:	1.0000	ALS Bottle#:	32
Method:	PCB12IS	Limit Group:	GC 8082A IS		

Y Scaling: Method Defined: Set to Absolute Y Value

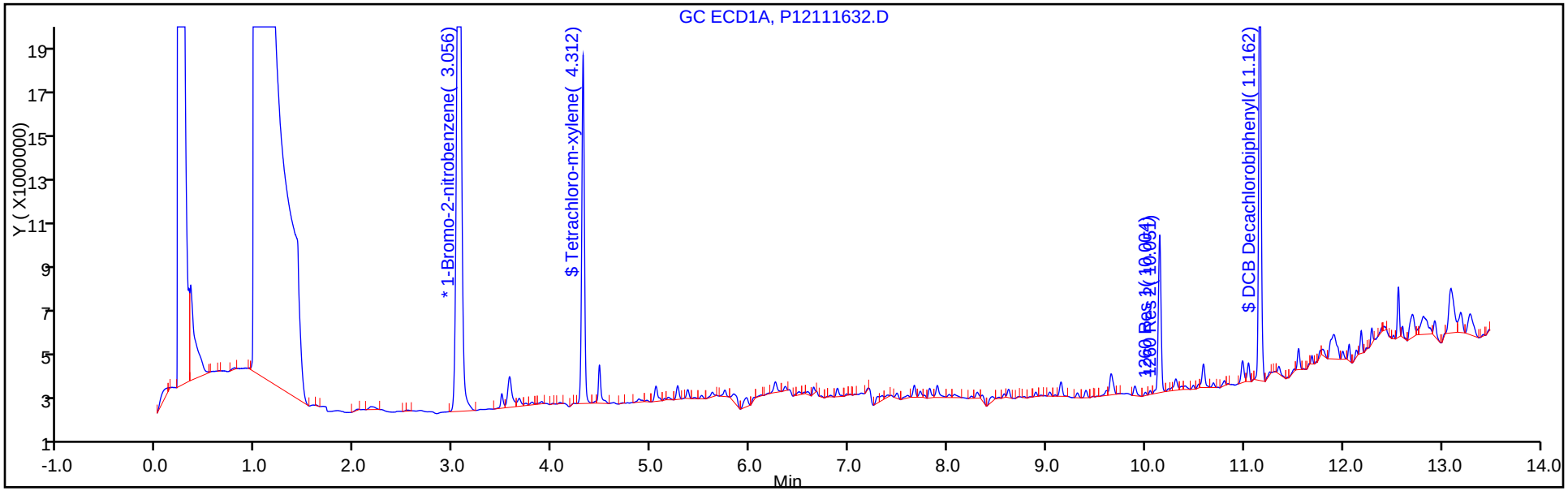

Y Scaling: Method Defined: Set to Absolute Y Value

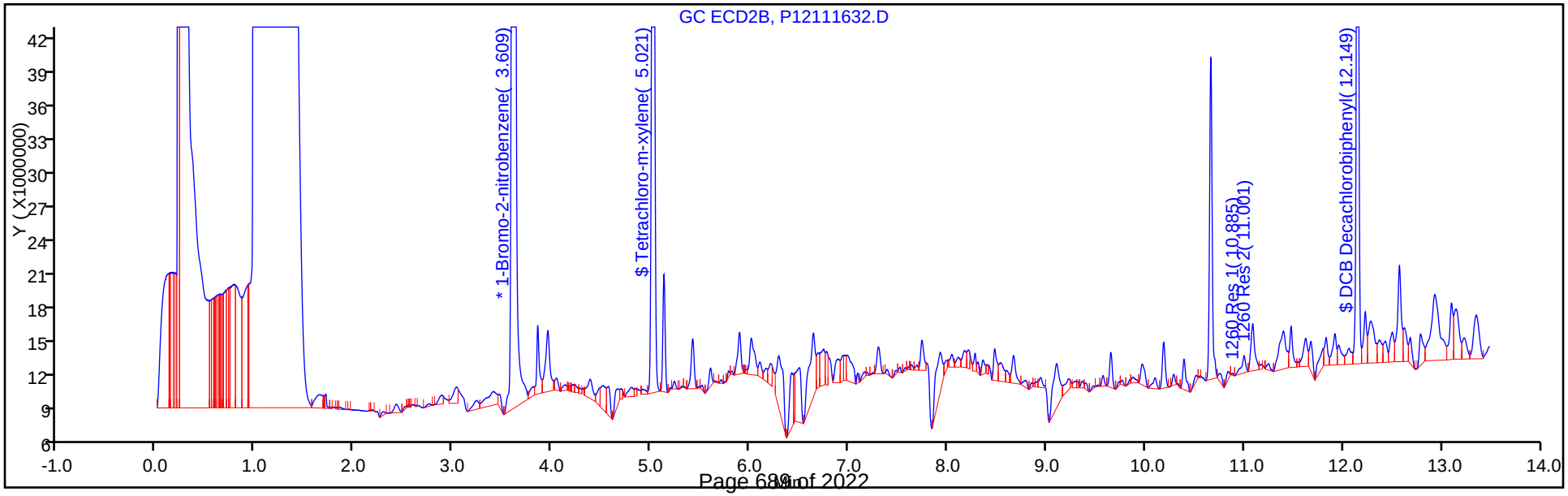

Report Date: 16-Nov-2017 07:09:31 Chrom Revision: 2.2 13-Nov-2017 17:19:06

TestAmerica Canton

Data File: \\ChromNA\Canton\ChromData\A2HP13\20171115-70731.b\SIG1111519.D

Injection Date:	15-Nov-2017 23:10:10	Instrument ID:	A2HP13	Operator ID:	
Lims ID:	240-87740-B-104-A	Lab Sample ID:	240-87740-104	Worklist Smp#:	19
Client ID:	G-SB-1808-00-01				
Injection Vol:	1.0 uL	Dil. Factor:	1.0000	ALS Bottle#:	19
Method:	PCB13 IS	Limit Group:	GC 8082A IS		

Y Scaling: Method Defined: Set to Absolute Y Value

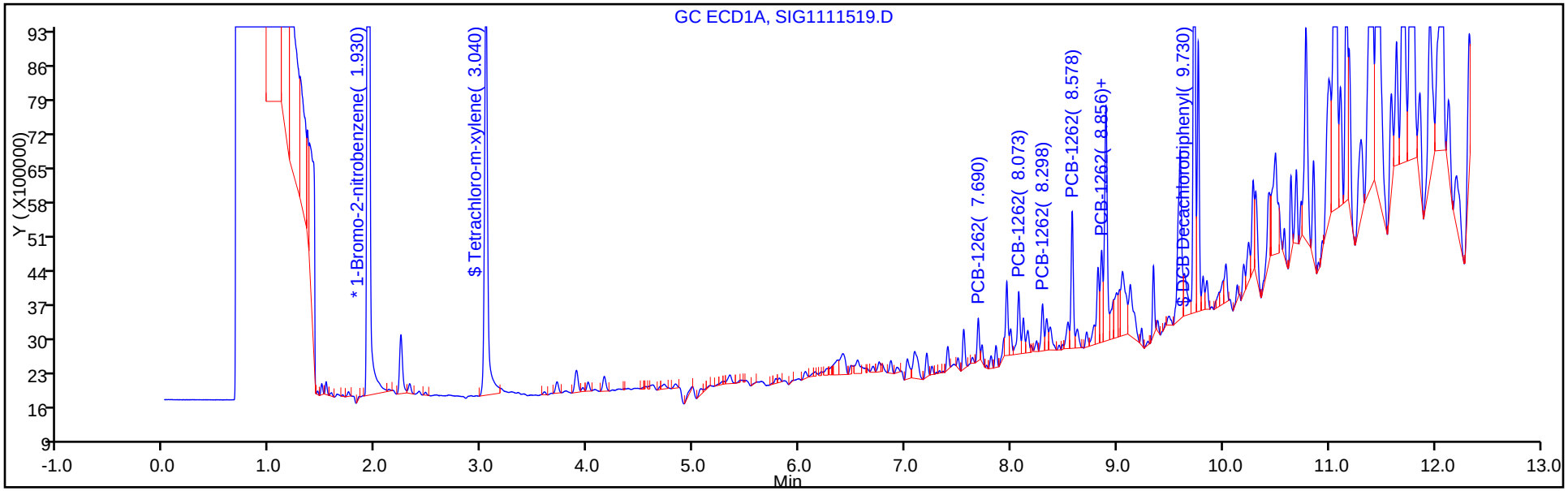

Y Scaling: Method Defined: Set to Absolute Y Value

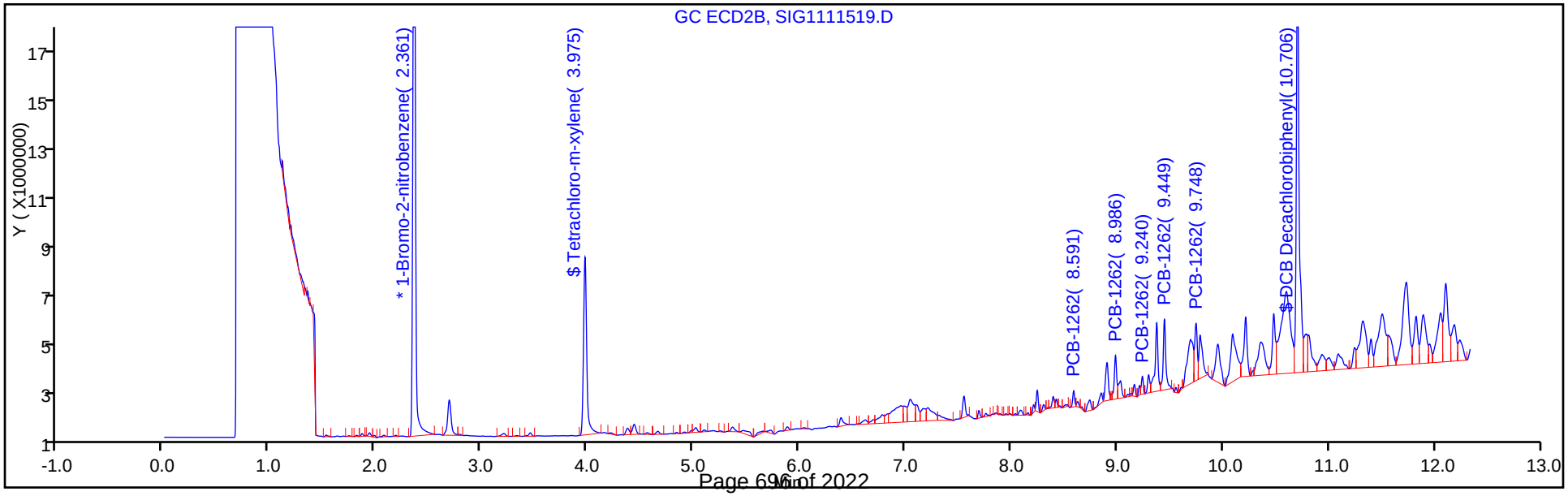

Report Date: 16-Nov-2017 07:09:31 Chrom Revision: 2.2 13-Nov-2017 17:19:06

TestAmerica Canton

Data File: \\ChromNA\Canton\ChromData\A2HP13\20171115-70731.b\SIG1111519.D

Injection Date:	15-Nov-2017 23:10:10	Instrument ID:	A2HP13		
Lims ID:	240-87740-B-104-A	Lab Sample ID:	240-87740-104		
Client ID:	G-SB-1808-00-01				
Operator ID:		ALS Bottle#:	19	Worklist Smp#:	19
Injection Vol:	1.0 uL	Dil. Factor:	1.0000		
Method:	PCB13 IS	Limit Group:	GC 8082A IS		
Column:		Detector	GC ECD1A		

9 PCB-1262, CAS: 37324-23-5

Calibration Sample, Level: 6

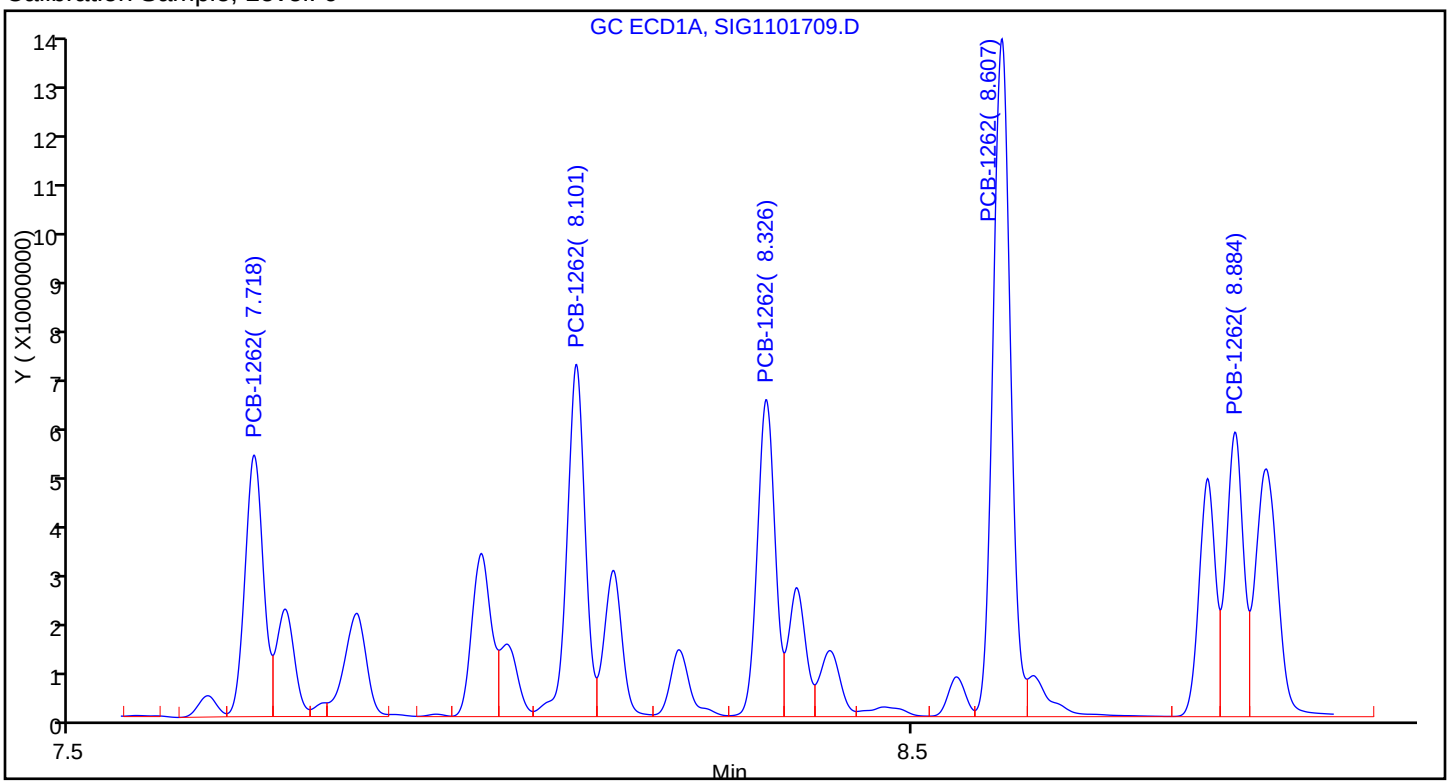

Sample

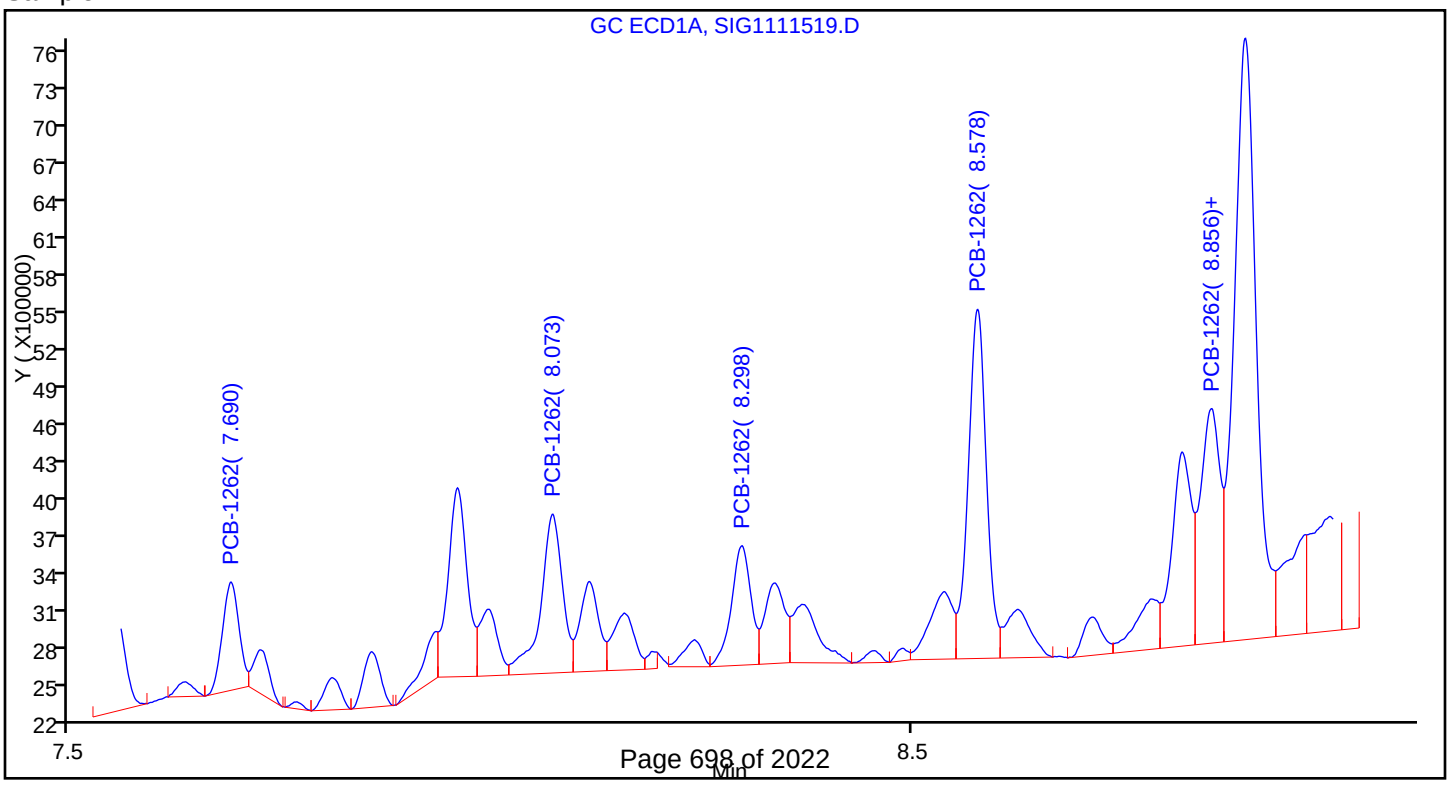

Report Date: 16-Nov-2017 07:09:33 Chrom Revision: 2.2 13-Nov-2017 17:19:06

TestAmerica Canton

Data File: \\ChromNA\Canton\ChromData\A2HP13\20171115-70731.b\SIG1111520.D

Injection Date:	15-Nov-2017 23:28:28	Instrument ID:	A2HP13	Operator ID:	
Lims ID:	240-87740-B-106-A	Lab Sample ID:	240-87740-106	Worklist Smp#:	20
Client ID:	G-SB-1809-00-01				
Injection Vol:	1.0 uL	Dil. Factor:	1.0000	ALS Bottle#:	20
Method:	PCB13 IS	Limit Group:	GC 8082A IS		

Y Scaling: Method Defined: Set to Absolute Y Value

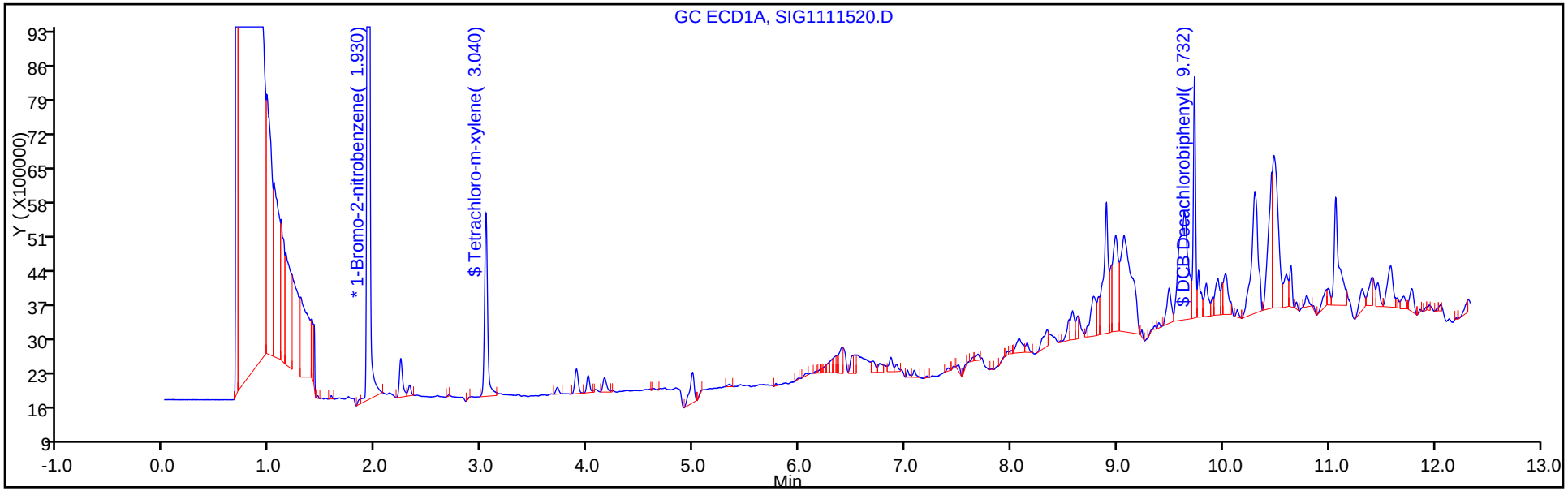

Y Scaling: Method Defined: Set to Absolute Y Value

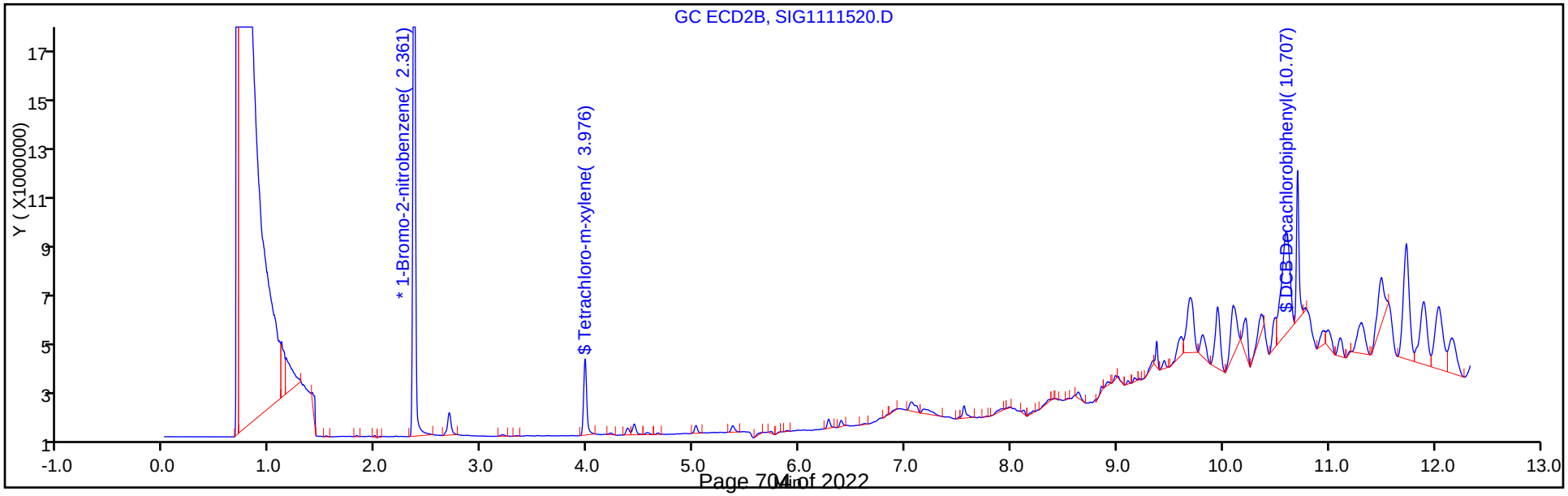

Report Date: 16-Nov-2017 07:09:35 Chrom Revision: 2.2 13-Nov-2017 17:19:06

TestAmerica Canton

Data File: \\ChromNA\Canton\ChromData\A2HP13\20171115-70731.b\SIG1111521.D

Injection Date:	15-Nov-2017 23:46:54	Instrument ID:	A2HP13	Operator ID:	
Lims ID:	240-87740-B-108-A	Lab Sample ID:	240-87740-108	Worklist Smp#:	21
Client ID:	G-SB-1810-00-01				
Injection Vol:	1.0 uL	Dil. Factor:	1.0000	ALS Bottle#:	21
Method:	PCB13 IS	Limit Group:	GC 8082A IS		

User Set Y Scaling: User entered sample plot scaling

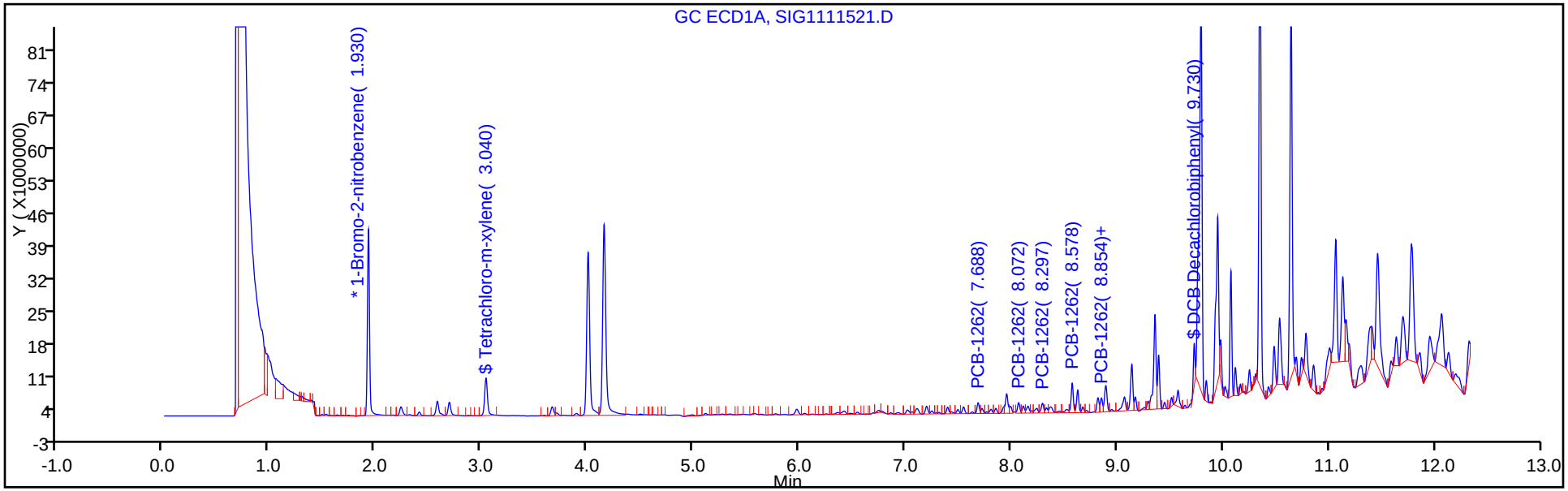

Y Scaling: Method Defined: Set to Absolute Y Value

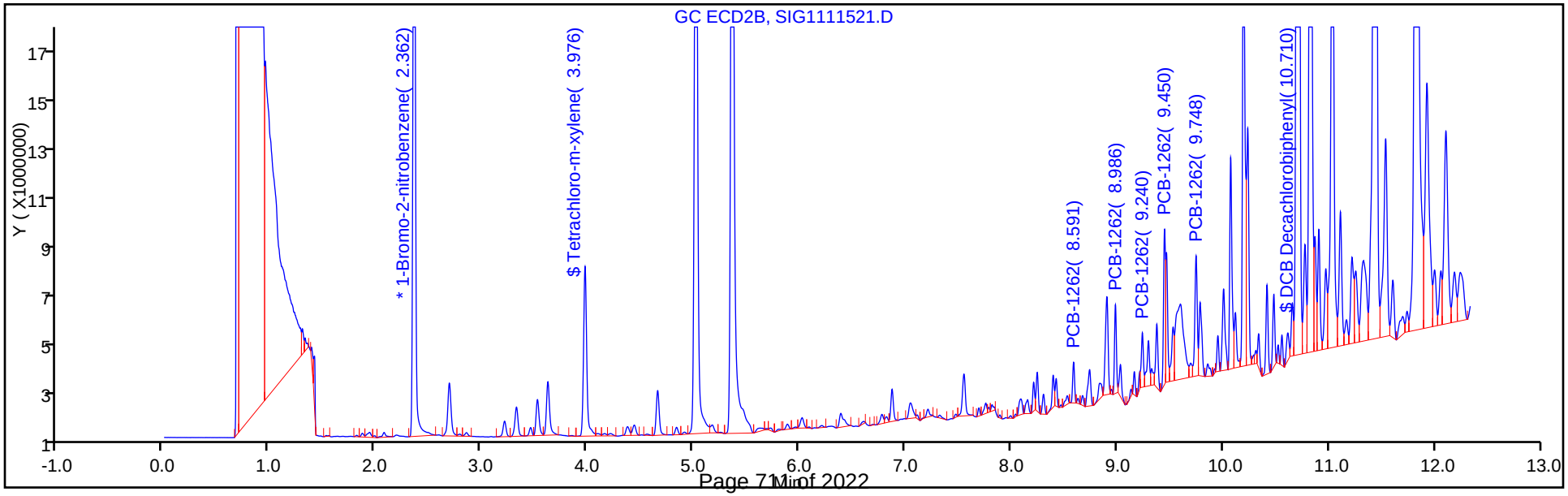

Report Date: 16-Nov-2017 07:09:35 Chrom Revision: 2.2 13-Nov-2017 17:19:06

TestAmerica Canton

Data File: \\ChromNA\Canton\ChromData\A2HP13\20171115-70731.b\SIG1111521.D

Injection Date:	15-Nov-2017 23:46:54	Instrument ID:	A2HP13
Lims ID:	240-87740-B-108-A	Lab Sample ID:	240-87740-108
Client ID:	G-SB-1810-00-01		
Operator ID:		ALS Bottle#:	21 Worklist Smp#: 21
Injection Vol:	1.0 uL	Dil. Factor:	1.0000
Method:	PCB13 IS	Limit Group:	GC 8082A IS
Column:		Detector	GC ECD1A

9 PCB-1262, CAS: 37324-23-5

Calibration Sample, Level: 6

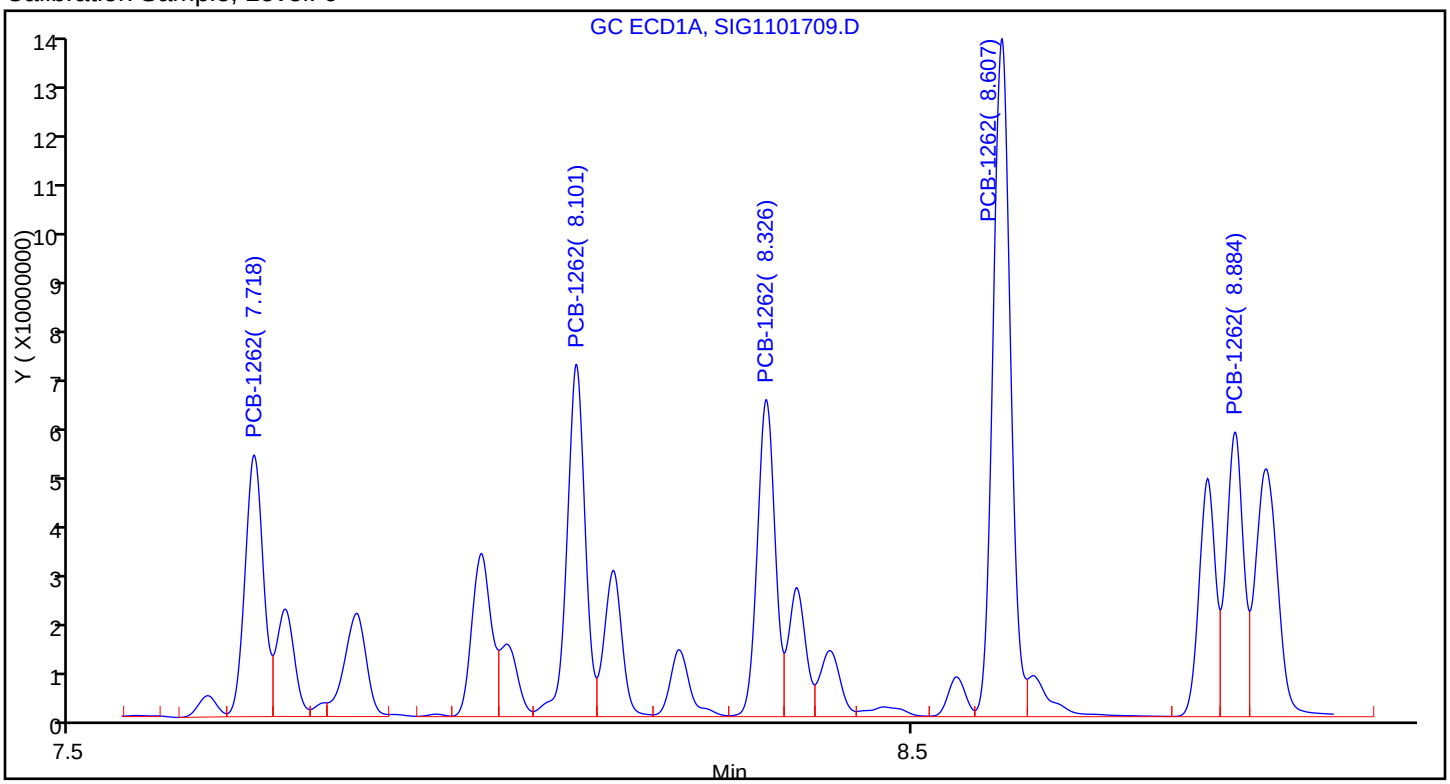

Sample

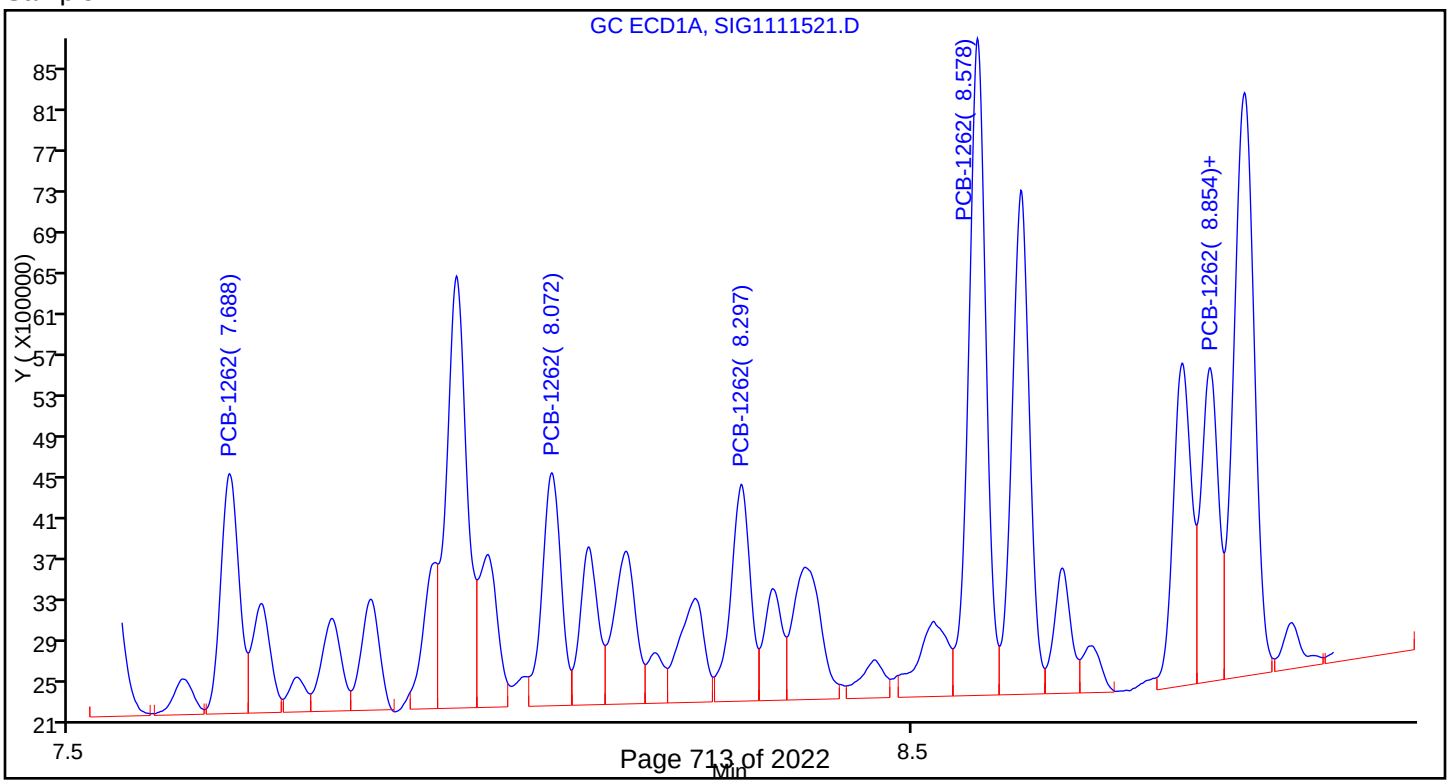

Report Date: 16-Nov-2017 07:09:35 Chrom Revision: 2.2 13-Nov-2017 17:19:06

TestAmerica Canton

Data File: \\ChromNA\Canton\ChromData\A2HP13\20171115-70731.b\SIG1111521.D

Injection Date:	15-Nov-2017 23:46:54	Instrument ID:	A2HP13
Lims ID:	240-87740-B-108-A	Lab Sample ID:	240-87740-108
Client ID:	G-SB-1810-00-01		
Operator ID:		ALS Bottle#:	21 Worklist Smp#: 21
Injection Vol:	1.0 uL	Dil. Factor:	1.0000
Method:	PCB13 IS	Limit Group:	GC 8082A IS
Column:		Detector	GC ECD1A

9 PCB-1262, CAS: 37324-23-5

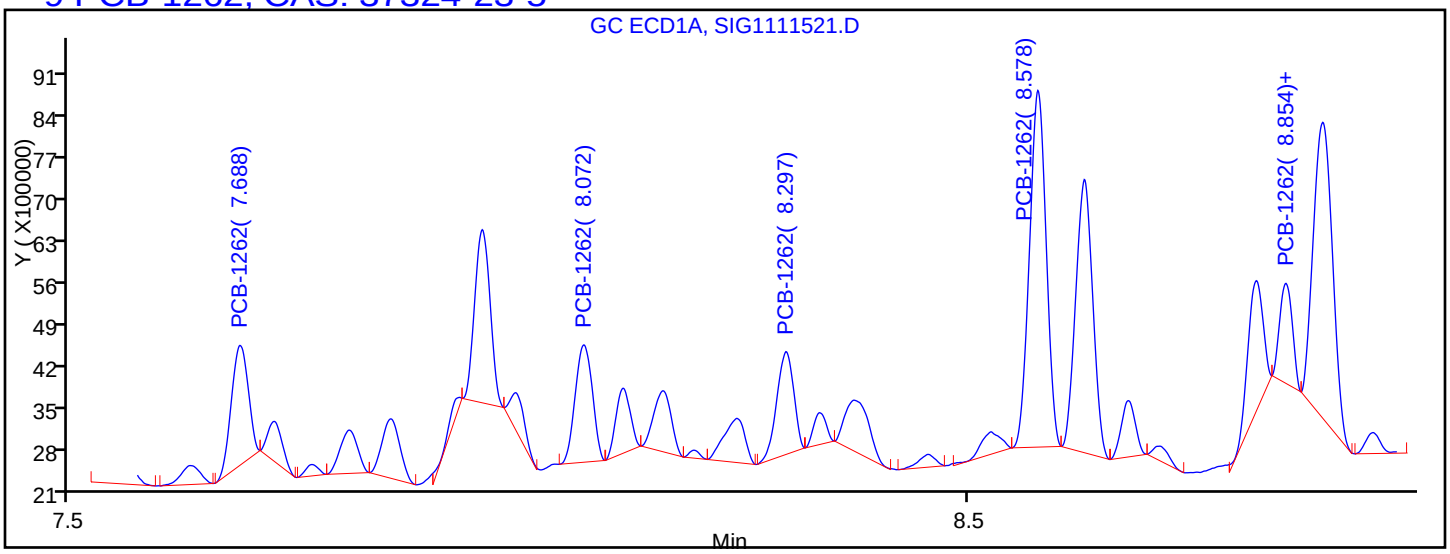

Processing Integration Results

7.688	Response = 2627507
8.072	Response = 2610996
8.297	Response = 2256888
8.578	Response = 7722512
8.854	Response = 1643683

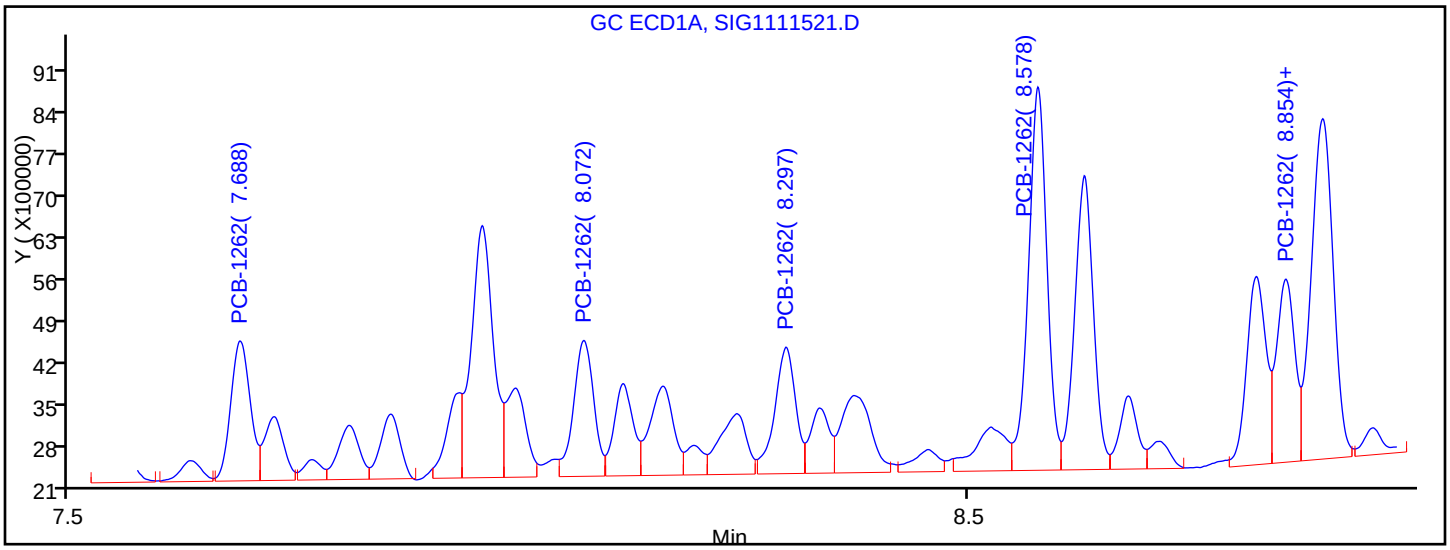

Manual Integration Results

7.688	Response = 3571568	M
8.072	Response = 3571267	M
8.297	Response = 3433785	M
8.578	Response = 9266234	M
8.854	Response = 4352321	M

Reviewer: coastc, 16-Nov-2017 06:54:24

Audit Action: Assigned New Baseline Audit Reason: Baseline Smoothing

Report Date: 16-Nov-2017 07:09:37 Chrom Revision: 2.2 13-Nov-2017 17:19:06

TestAmerica Canton

Data File: \\ChromNA\Canton\ChromData\A2HP13\20171115-70731.b\SIG1111522.D

Injection Date:	16-Nov-2017 00:05:14	Instrument ID:	A2HP13	Operator ID:	
Lims ID:	240-87740-B-110-A	Lab Sample ID:	240-87740-110	Worklist Smp#:	22
Client ID:	G-SB-1811-00-01				
Injection Vol:	1.0 uL	Dil. Factor:	1.0000	ALS Bottle#:	22
Method:	PCB13 IS	Limit Group:	GC 8082A IS		

User Set Y Scaling: User entered sample plot scaling

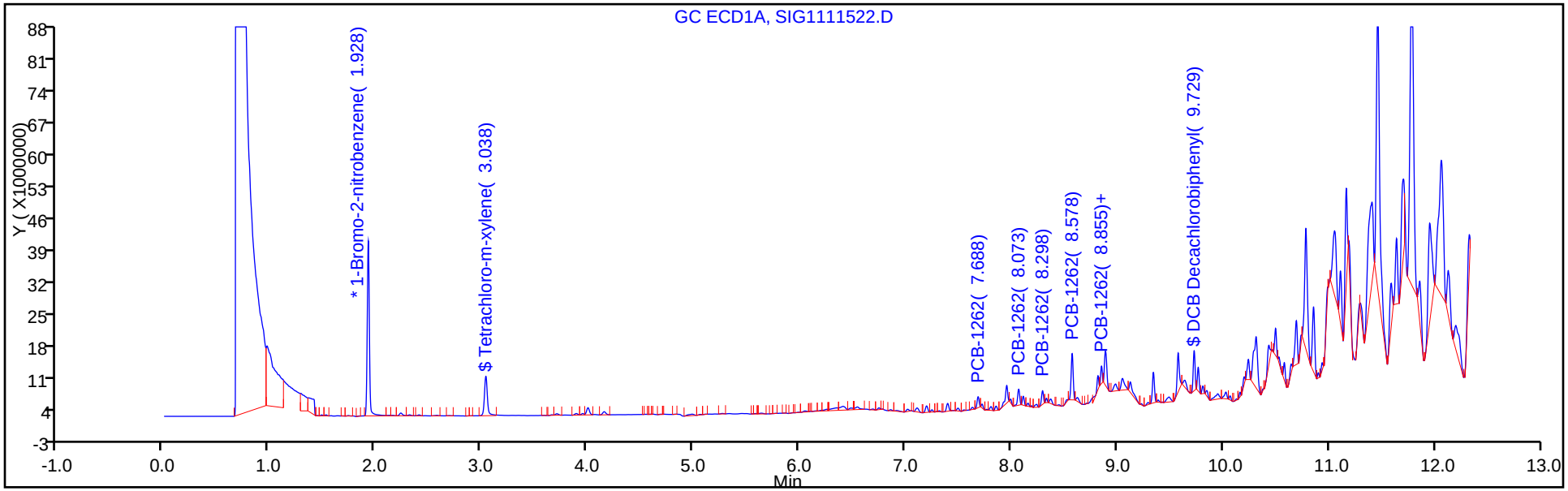

User Set Y Scaling: User entered sample plot scaling

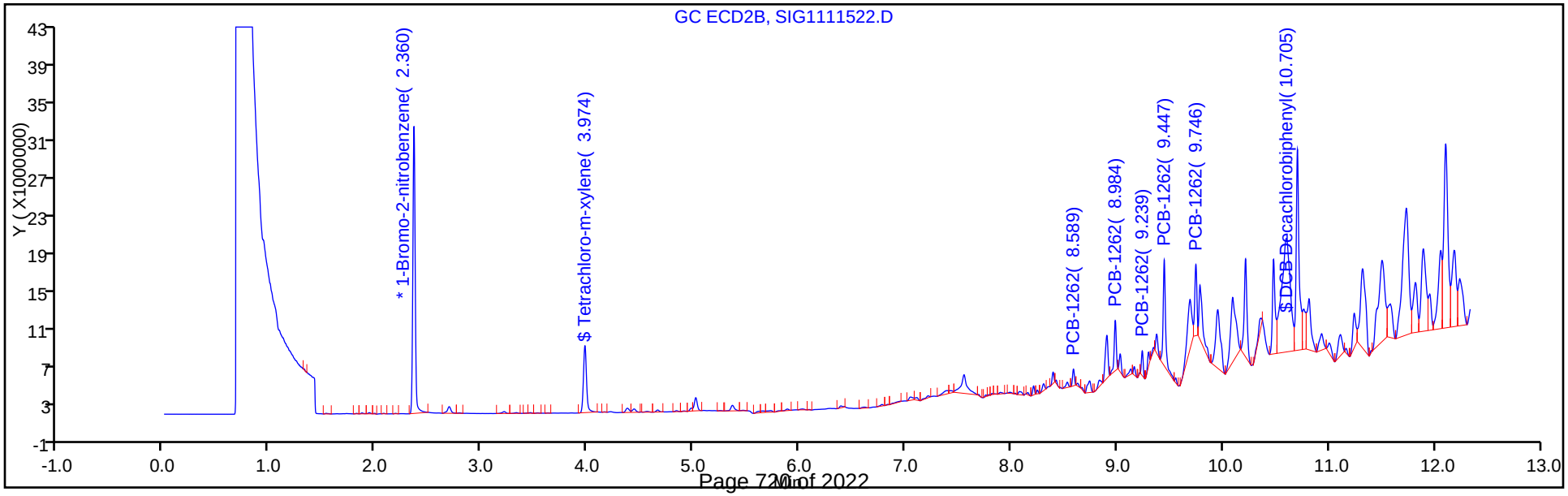

Report Date: 16-Nov-2017 07:09:38 Chrom Revision: 2.2 13-Nov-2017 17:19:06

TestAmerica Canton

Data File: \\ChromNA\Canton\ChromData\A2HP13\20171115-70731.b\SIG1111522.D

Injection Date:	16-Nov-2017 00:05:14	Instrument ID:	A2HP13		
Lims ID:	240-87740-B-110-A	Lab Sample ID:	240-87740-110		
Client ID:	G-SB-1811-00-01				
Operator ID:		ALS Bottle#:	22	Worklist Smp#:	22
Injection Vol:	1.0 uL	Dil. Factor:	1.0000		
Method:	PCB13 IS	Limit Group:	GC 8082A IS		
Column:		Detector	GC ECD1A		

9 PCB-1262, CAS: 37324-23-5

Calibration Sample, Level: 6

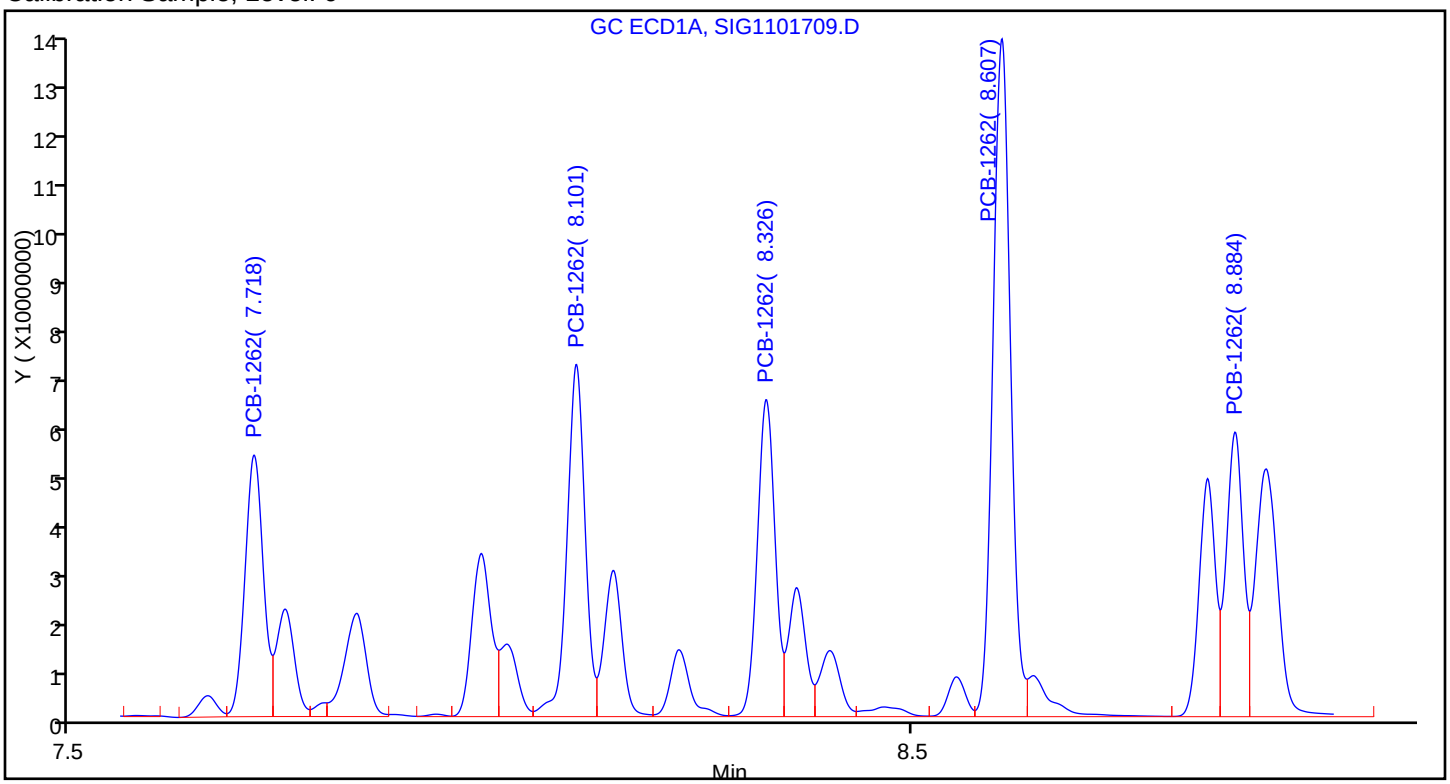

Sample

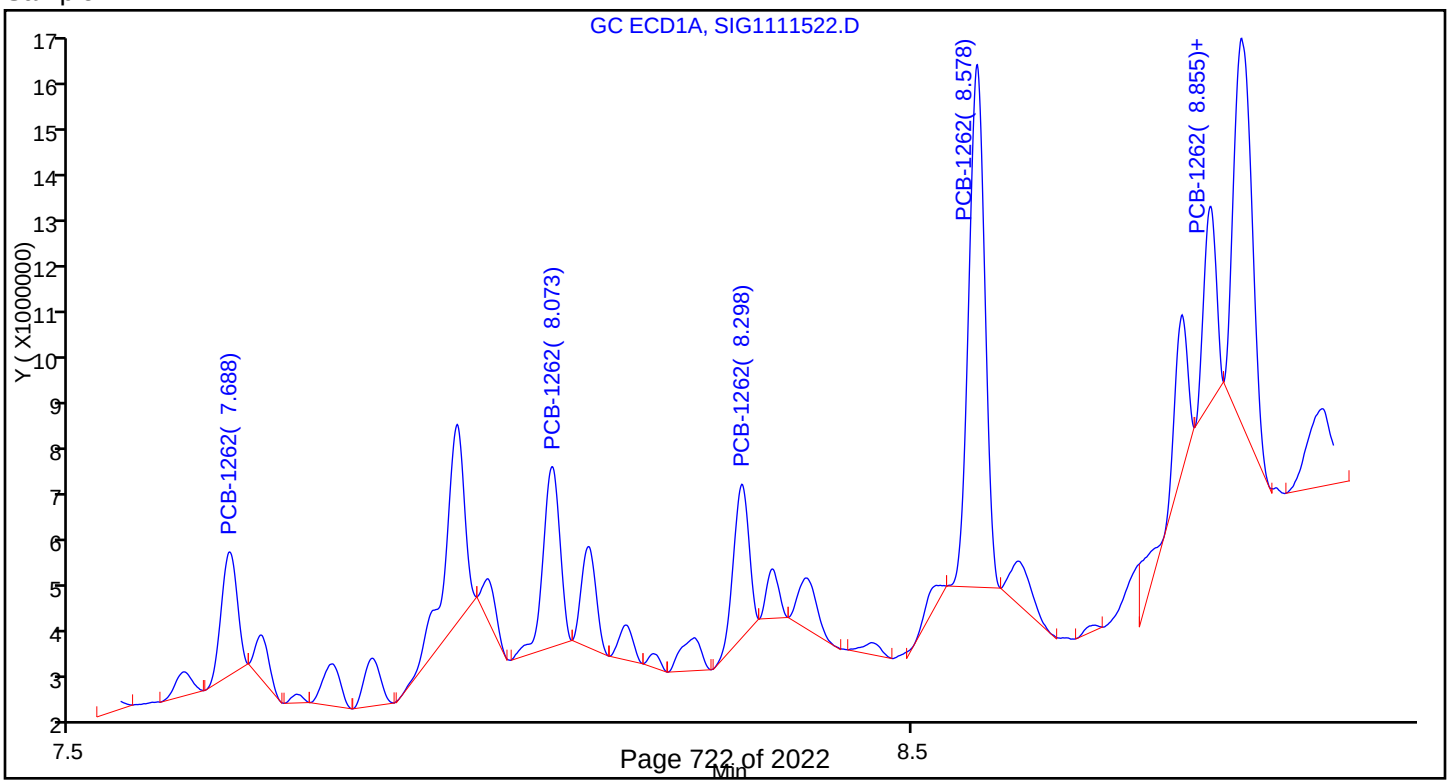

Report Date: 16-Nov-2017 10:07:15 Chrom Revision: 2.2 13-Nov-2017 17:19:06

TestAmerica Canton

Data File: \\ChromNA\Canton\ChromData\A2HP13\20171116-70740.b\SIG1111612.D

Injection Date:	16-Nov-2017 09:44:32	Instrument ID:	A2HP13	Operator ID:	
Lims ID:	240-87740-B-112-A	Lab Sample ID:	240-87740-112	Worklist Smp#:	12
Client ID:	G-SB-1812-00-01				
Injection Vol:	1.0 uL	Dil. Factor:	5.0000	ALS Bottle#:	12
Method:	PCB13 IS	Limit Group:	GC 8082A IS		

Y Scaling: Method Defined: Set to Absolute Y Value

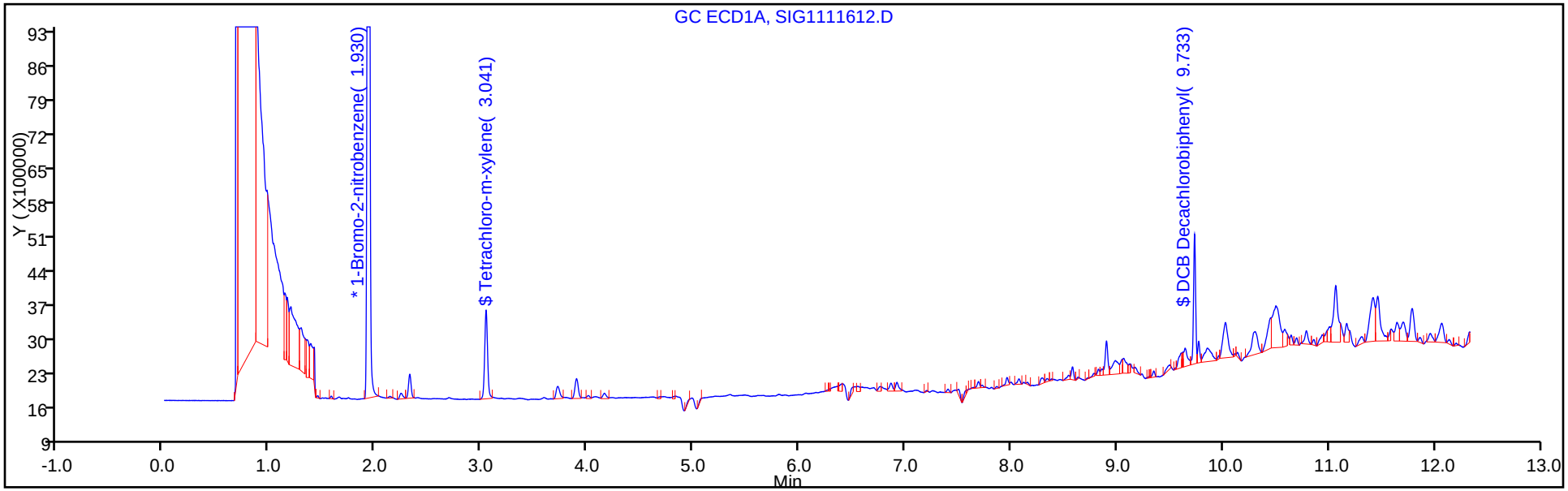

Y Scaling: Method Defined: Set to Absolute Y Value

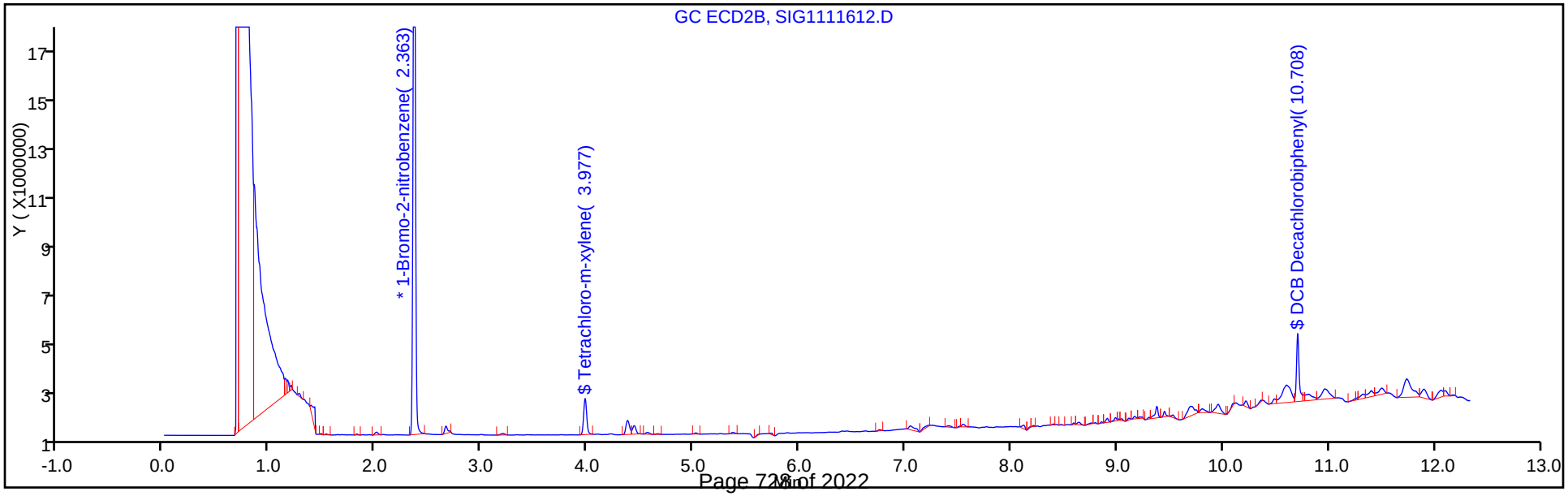

Report Date: 16-Nov-2017 10:07:11 Chrom Revision: 2.2 13-Nov-2017 17:19:06

TestAmerica Canton

Data File: \\ChromNA\Canton\ChromData\A2HP13\20171116-70740.b\SIG1111611.D

Injection Date:	16-Nov-2017 09:26:15	Instrument ID:	A2HP13	Operator ID:	
Lims ID:	240-87740-B-114-A	Lab Sample ID:	240-87740-114	Worklist Smp#:	11
Client ID:	G-SB-1813-00-01				
Injection Vol:	1.0 uL	Dil. Factor:	1.0000	ALS Bottle#:	11
Method:	PCB13 IS	Limit Group:	GC 8082A IS		

Y Scaling: Method Defined: Set to Absolute Y Value

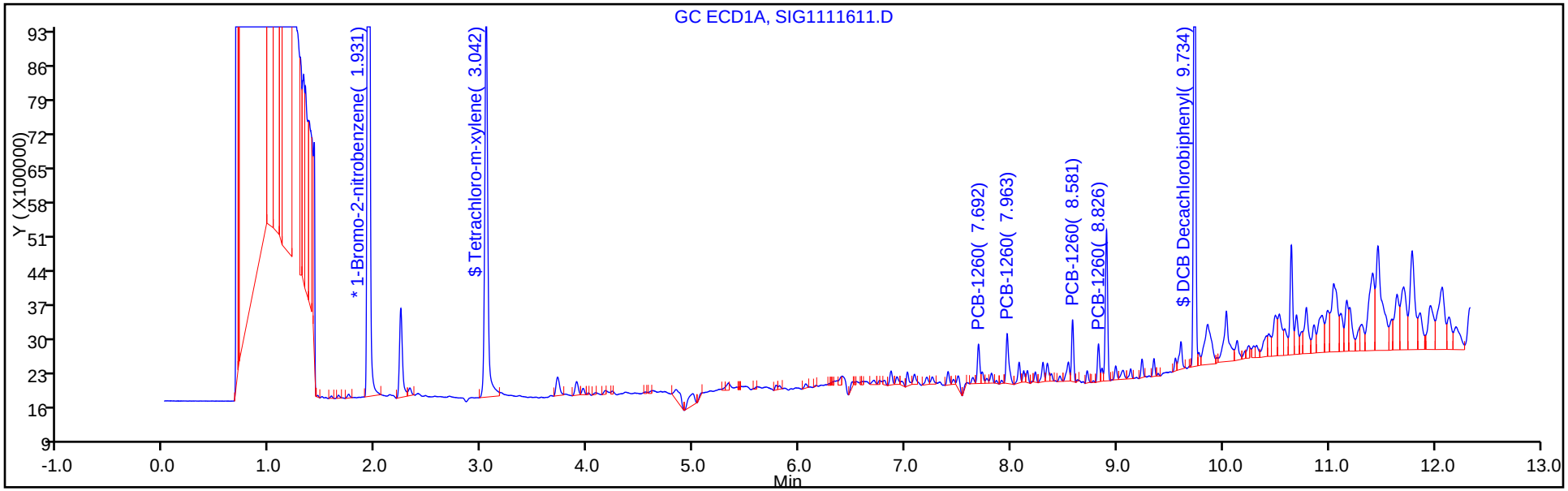

Y Scaling: Method Defined: Set to Absolute Y Value

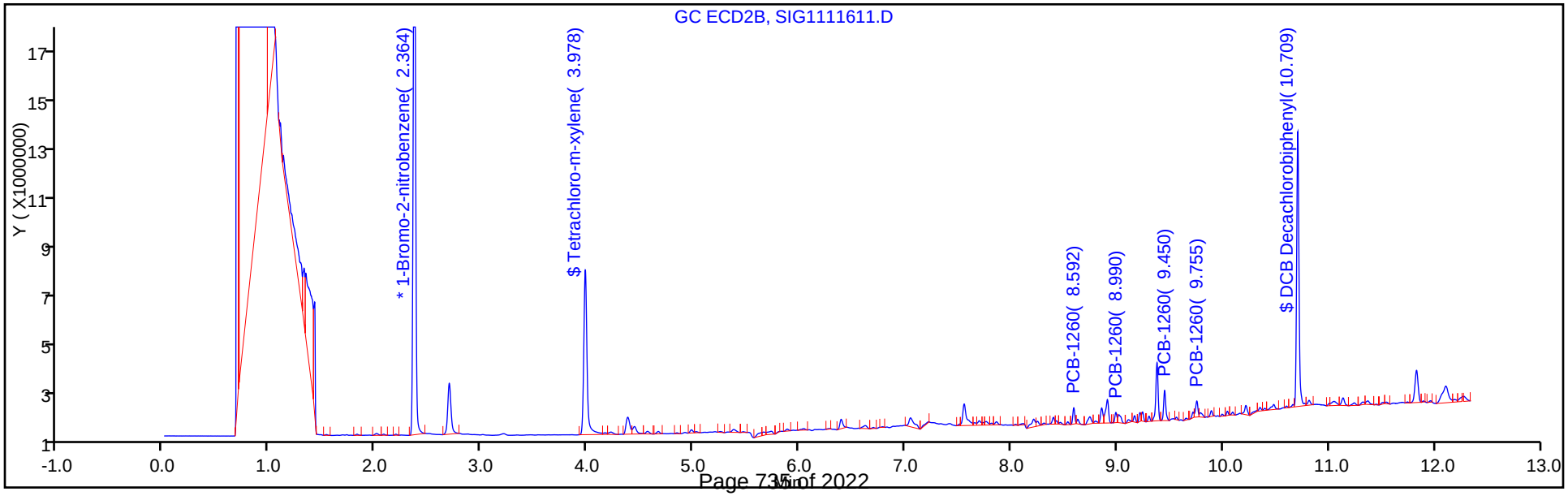

Report Date: 16-Nov-2017 10:07:13 Chrom Revision: 2.2 13-Nov-2017 17:19:06

TestAmerica Canton

Data File: \\ChromNA\Canton\ChromData\A2HP13\20171116-70740.b\SIG1111611.D

Injection Date:	16-Nov-2017 09:26:15	Instrument ID:	A2HP13
Lims ID:	240-87740-B-114-A	Lab Sample ID:	240-87740-114
Client ID:	G-SB-1813-00-01		
Operator ID:		ALS Bottle#:	11 Worklist Smp#: 11
Injection Vol:	1.0 uL	Dil. Factor:	1.0000
Method:	PCB13 IS	Limit Group:	GC 8082A IS
Column:		Detector	GC ECD1A

10 PCB-1260, CAS: 11096-82-5

Calibration Sample, Level: 6

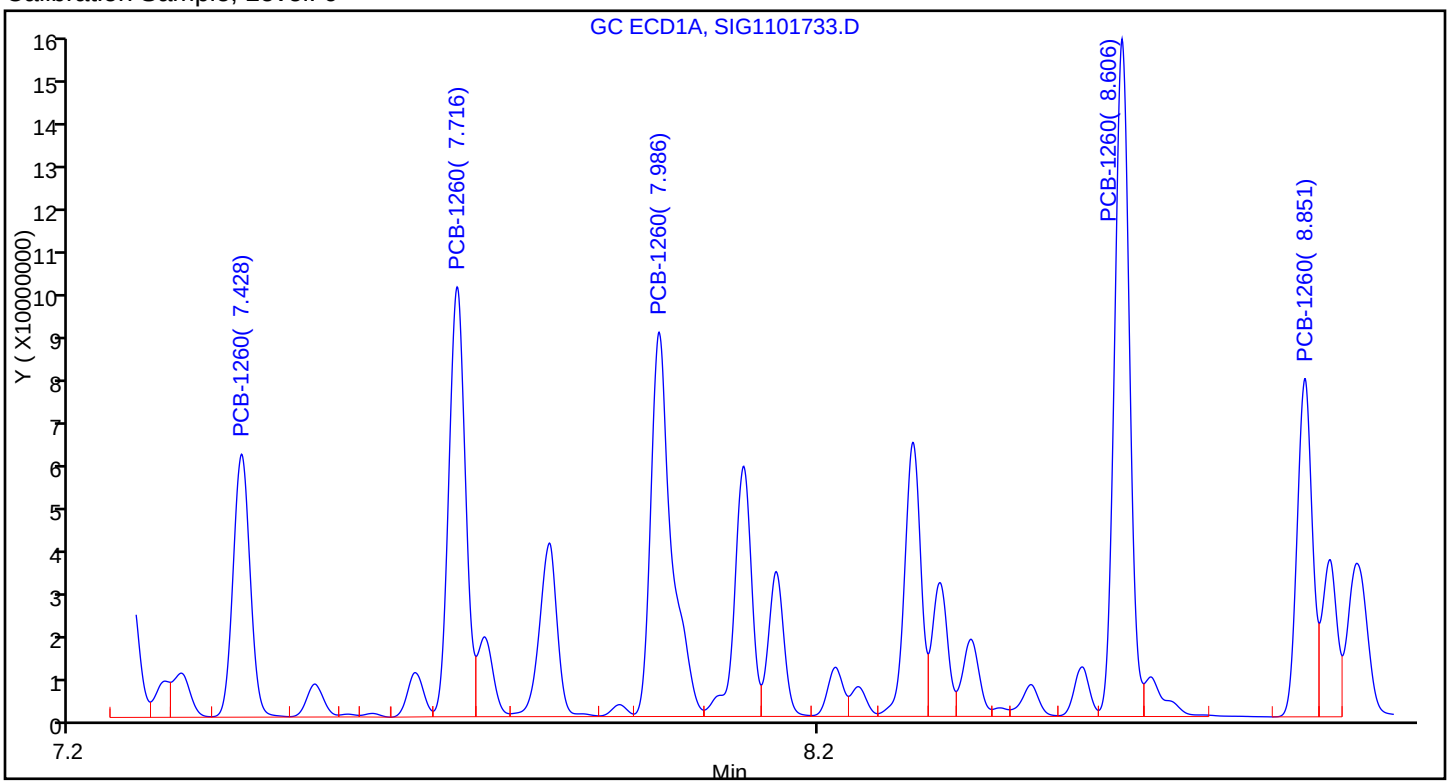

Sample

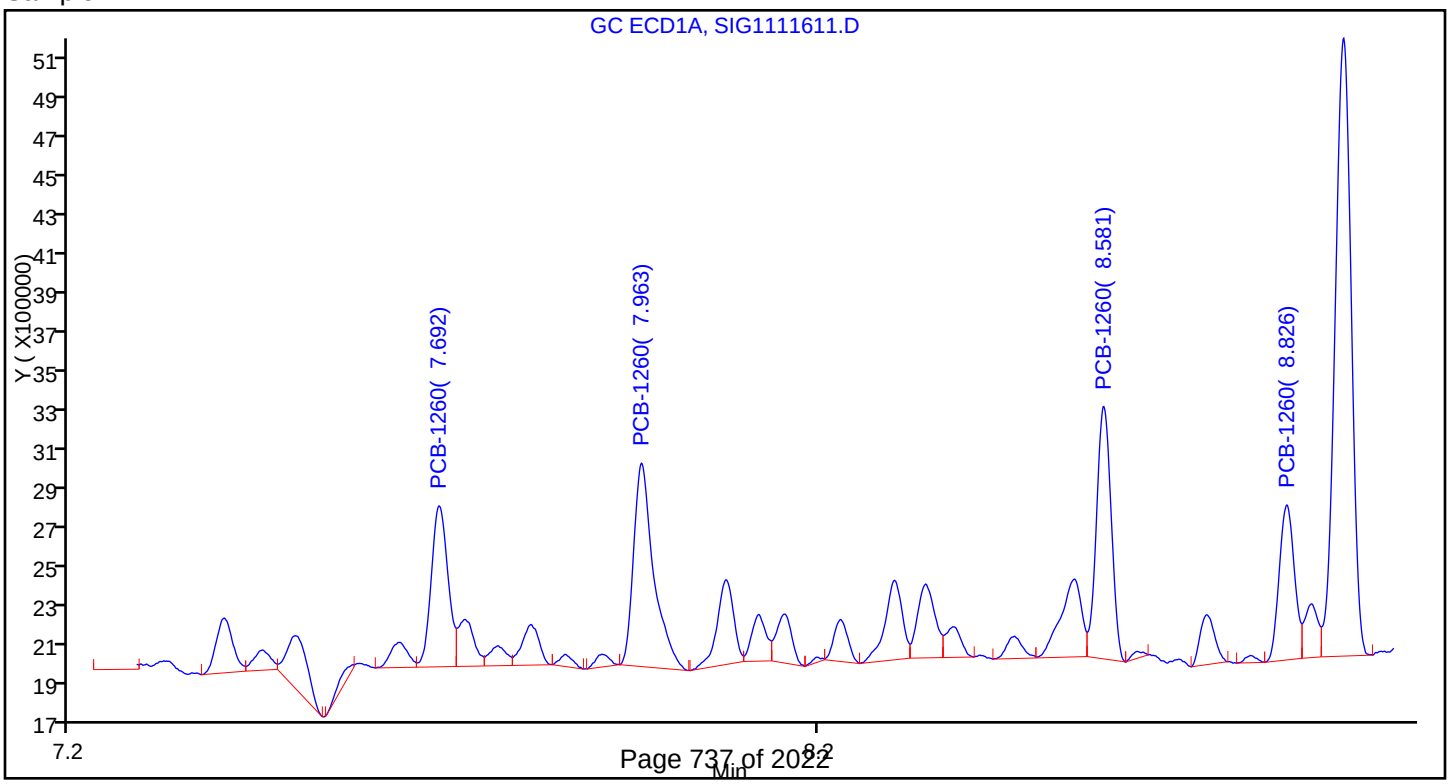

Report Date: 16-Nov-2017 07:09:45 Chrom Revision: 2.2 13-Nov-2017 17:19:06

TestAmerica Canton

Data File: \\ChromNA\Canton\ChromData\A2HP13\20171115-70731.b\SIG1111525.D

Injection Date:	16-Nov-2017 01:00:20	Instrument ID:	A2HP13	Operator ID:	
Lims ID:	240-87740-B-116-A	Lab Sample ID:	240-87740-116	Worklist Smp#:	25
Client ID:	G-SB-1814-00-01				
Injection Vol:	1.0 uL	Dil. Factor:	1.0000	ALS Bottle#:	25
Method:	PCB13 IS	Limit Group:	GC 8082A IS		

Y Scaling: Method Defined: Set to Absolute Y Value

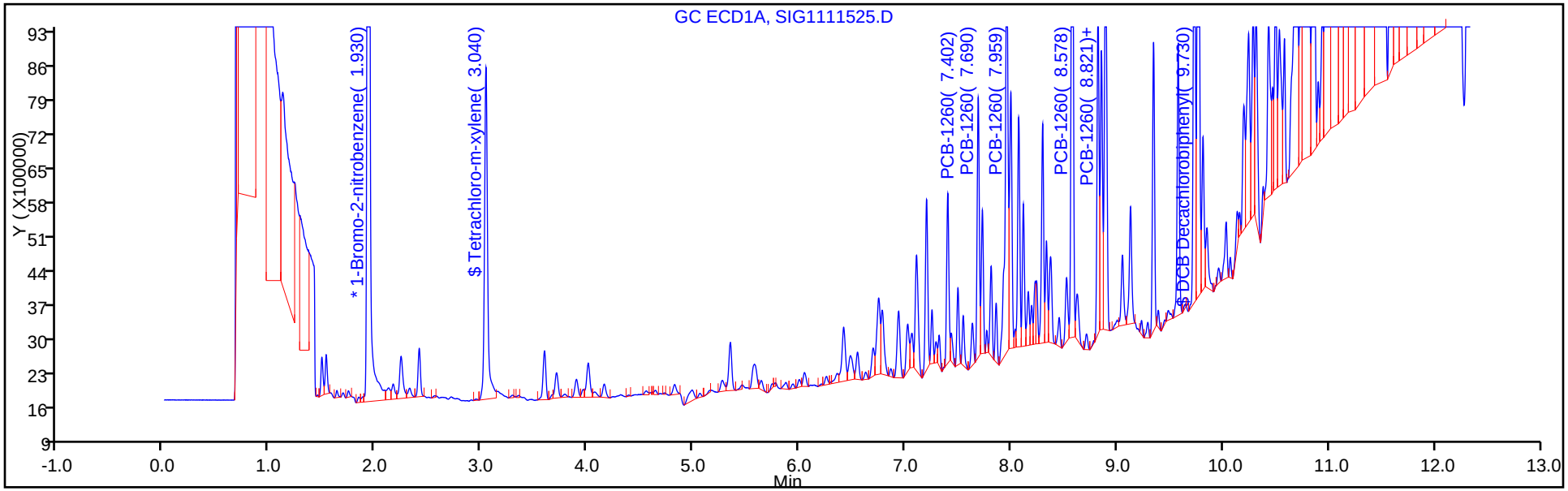

Y Scaling: Method Defined: Set to Absolute Y Value

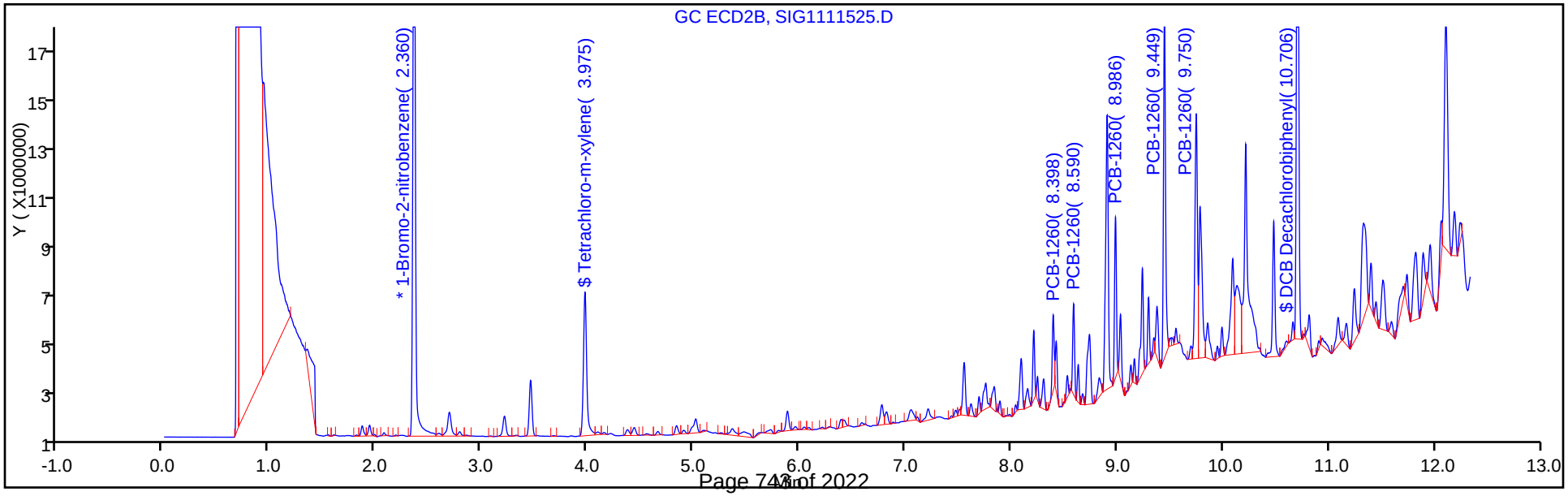

Report Date: 16-Nov-2017 07:09:46 Chrom Revision: 2.2 13-Nov-2017 17:19:06

TestAmerica Canton

Data File: \\ChromNA\Canton\ChromData\A2HP13\20171115-70731.b\SIG1111525.D

Injection Date:	16-Nov-2017 01:00:20	Instrument ID:	A2HP13
Lims ID:	240-87740-B-116-A	Lab Sample ID:	240-87740-116
Client ID:	G-SB-1814-00-01		
Operator ID:		ALS Bottle#:	25 Worklist Smp#: 25
Injection Vol:	1.0 uL	Dil. Factor:	1.0000
Method:	PCB13 IS	Limit Group:	GC 8082A IS
Column:		Detector	GC ECD1A

10 PCB-1260, CAS: 11096-82-5

Calibration Sample, Level: 6

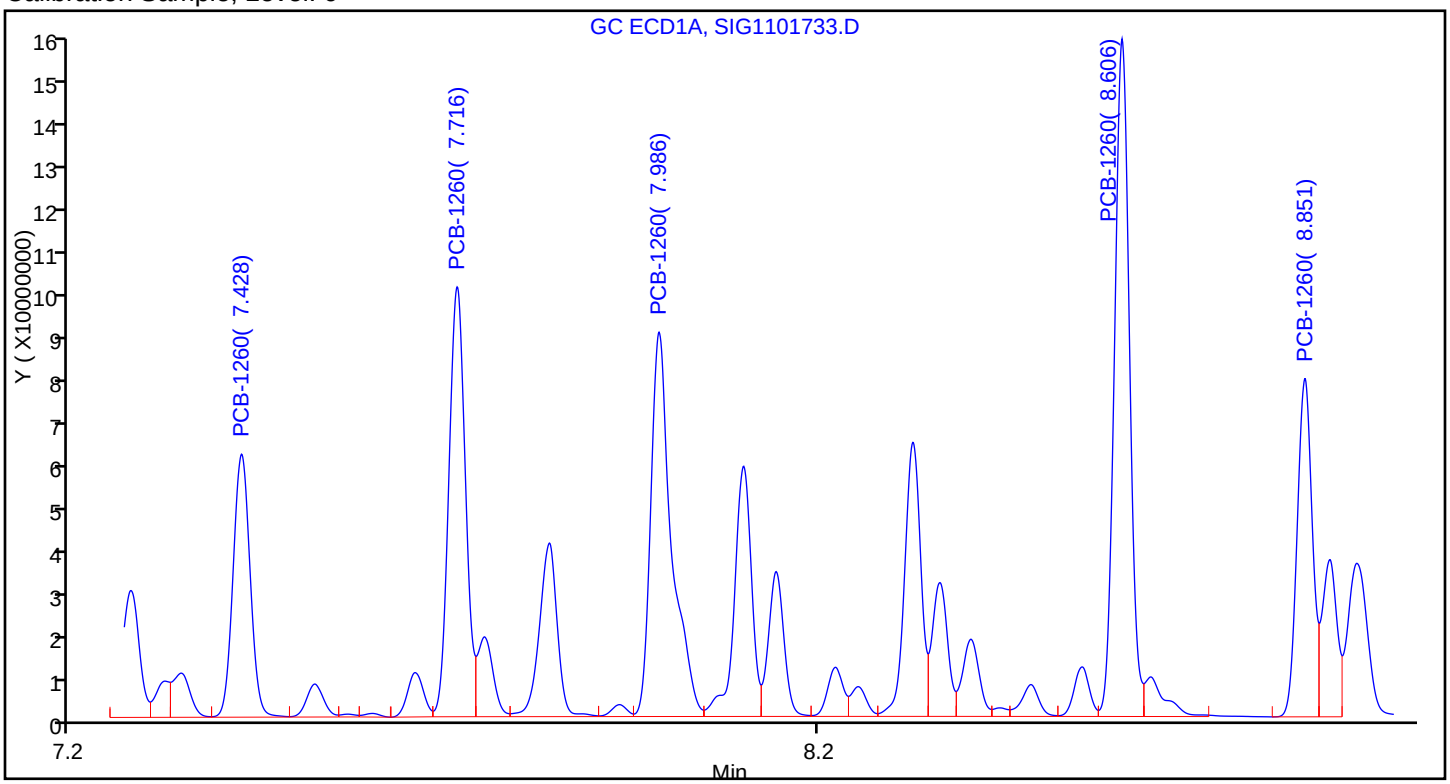

Sample

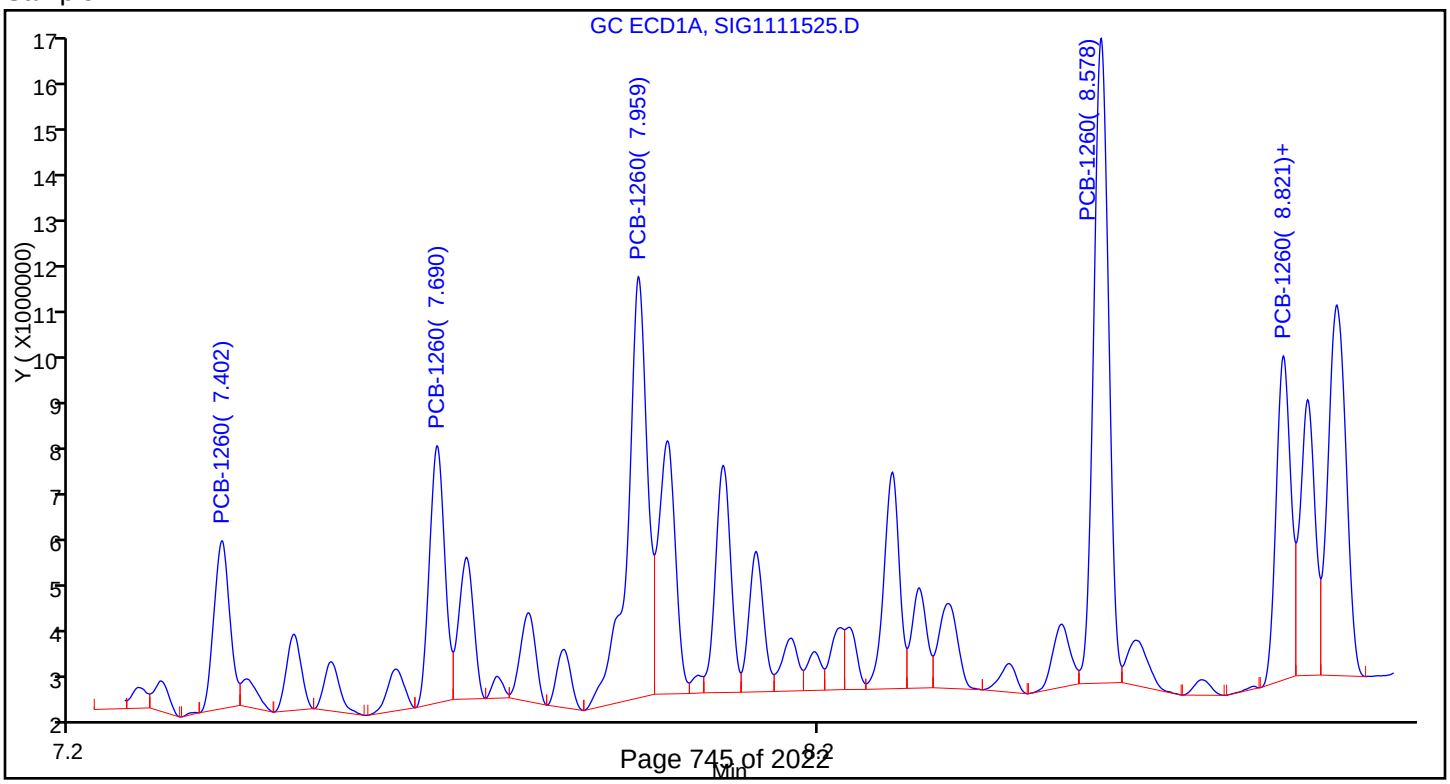

Report Date: 16-Nov-2017 07:08:53 Chrom Revision: 2.2 13-Nov-2017 17:19:06

TestAmerica Canton

Data File: \\ChromNA\Canton\ChromData\A2HP13\20171115-70731.b\SIG1111529.D

Injection Date:	16-Nov-2017 02:13:39	Instrument ID:	A2HP13	Operator ID:	
Lims ID:	240-87740-B-118-A	Lab Sample ID:	240-87740-118	Worklist Smp#:	29
Client ID:	G-SB-1815-00-01				
Injection Vol:	1.0 uL	Dil. Factor:	1.0000	ALS Bottle#:	29
Method:	PCB13 IS	Limit Group:	GC 8082A IS		

Y Scaling: Method Defined: Set to Absolute Y Value

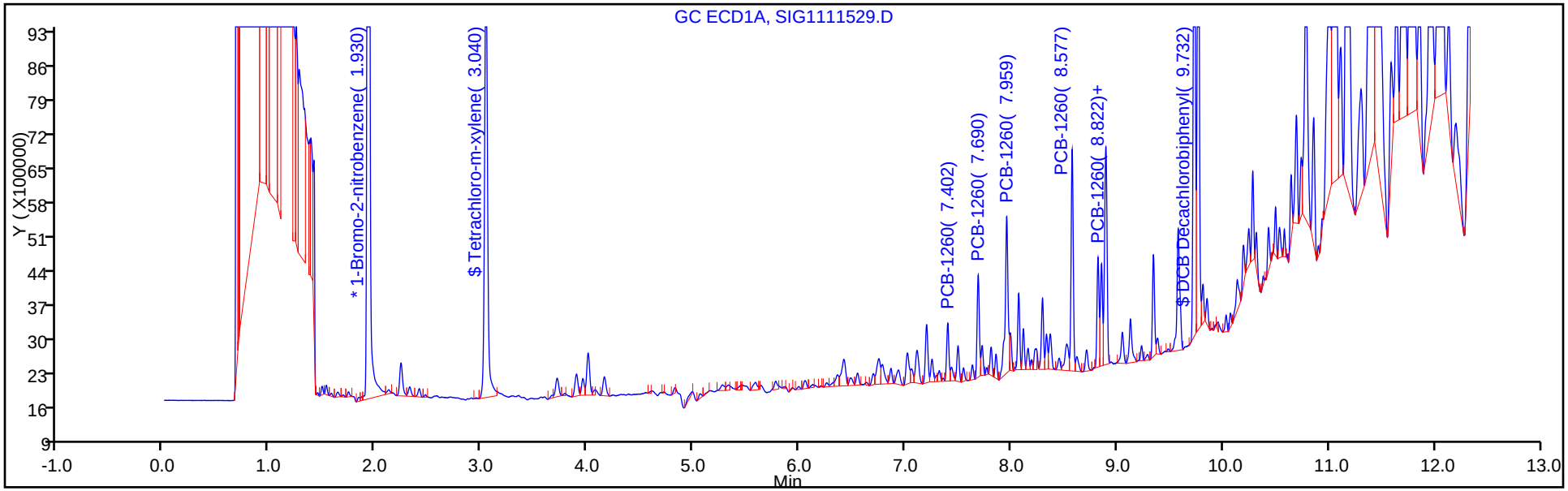

Y Scaling: Method Defined: Set to Absolute Y Value

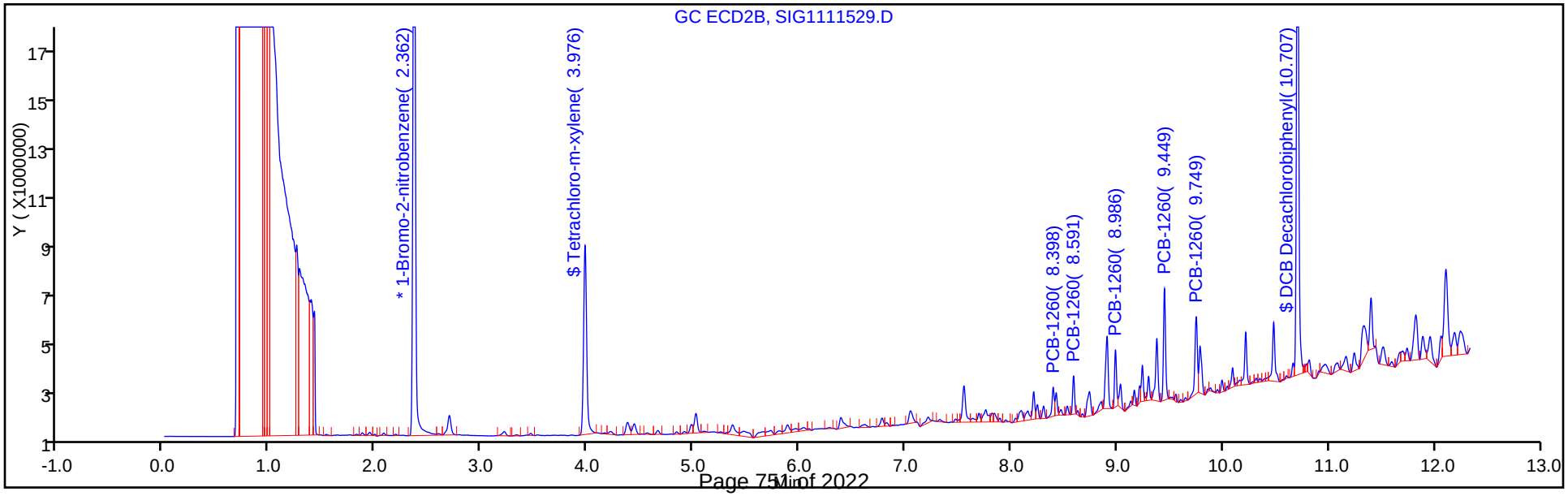

Report Date: 16-Nov-2017 07:08:53 Chrom Revision: 2.2 13-Nov-2017 17:19:06

TestAmerica Canton

Data File: \\ChromNA\Canton\ChromData\A2HP13\20171115-70731.b\SIG1111529.D

Injection Date:	16-Nov-2017 02:13:39	Instrument ID:	A2HP13
Lims ID:	240-87740-B-118-A	Lab Sample ID:	240-87740-118
Client ID:	G-SB-1815-00-01		
Operator ID:		ALS Bottle#:	29 Worklist Smp#: 29
Injection Vol:	1.0 uL	Dil. Factor:	1.0000
Method:	PCB13 IS	Limit Group:	GC 8082A IS
Column:		Detector	GC ECD1A

10 PCB-1260, CAS: 11096-82-5

Calibration Sample, Level: 6

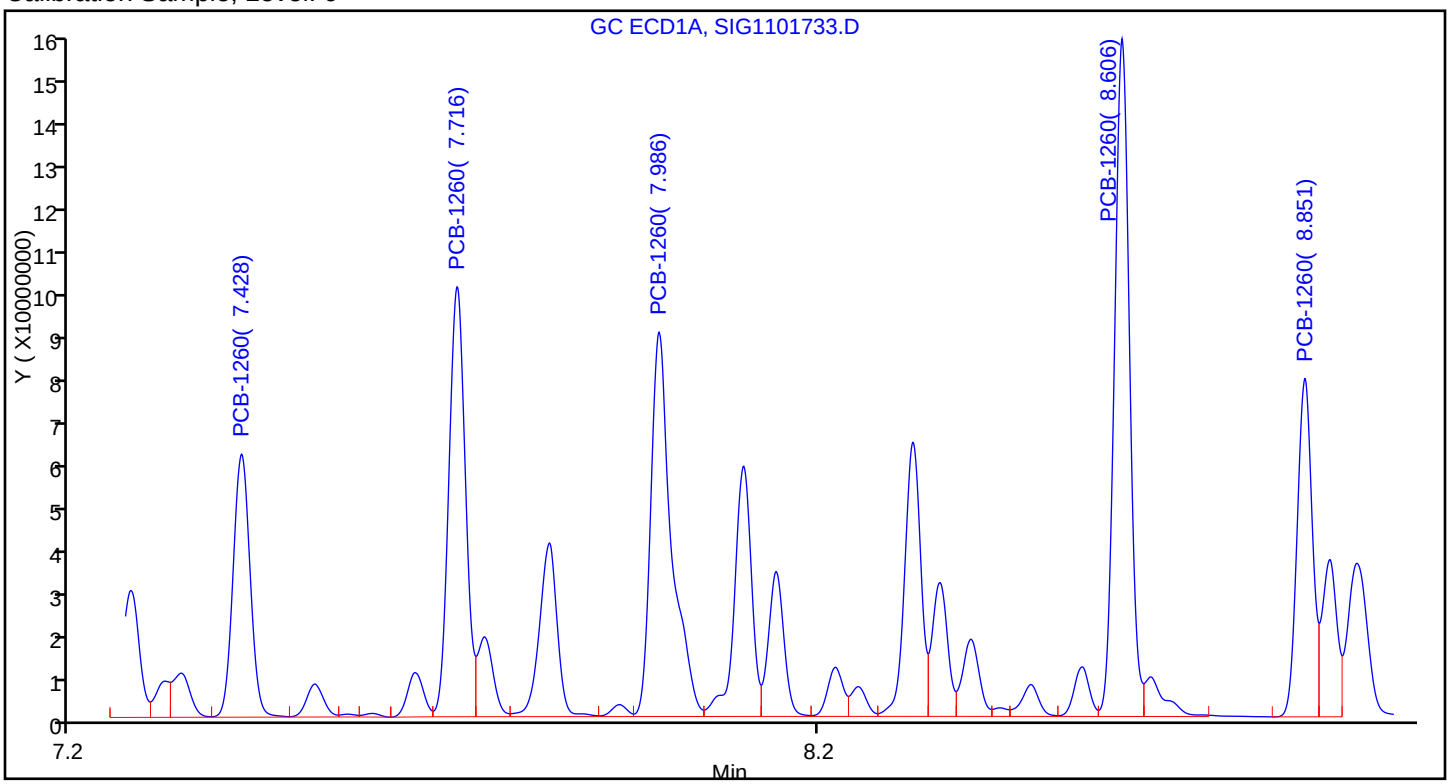

Sample

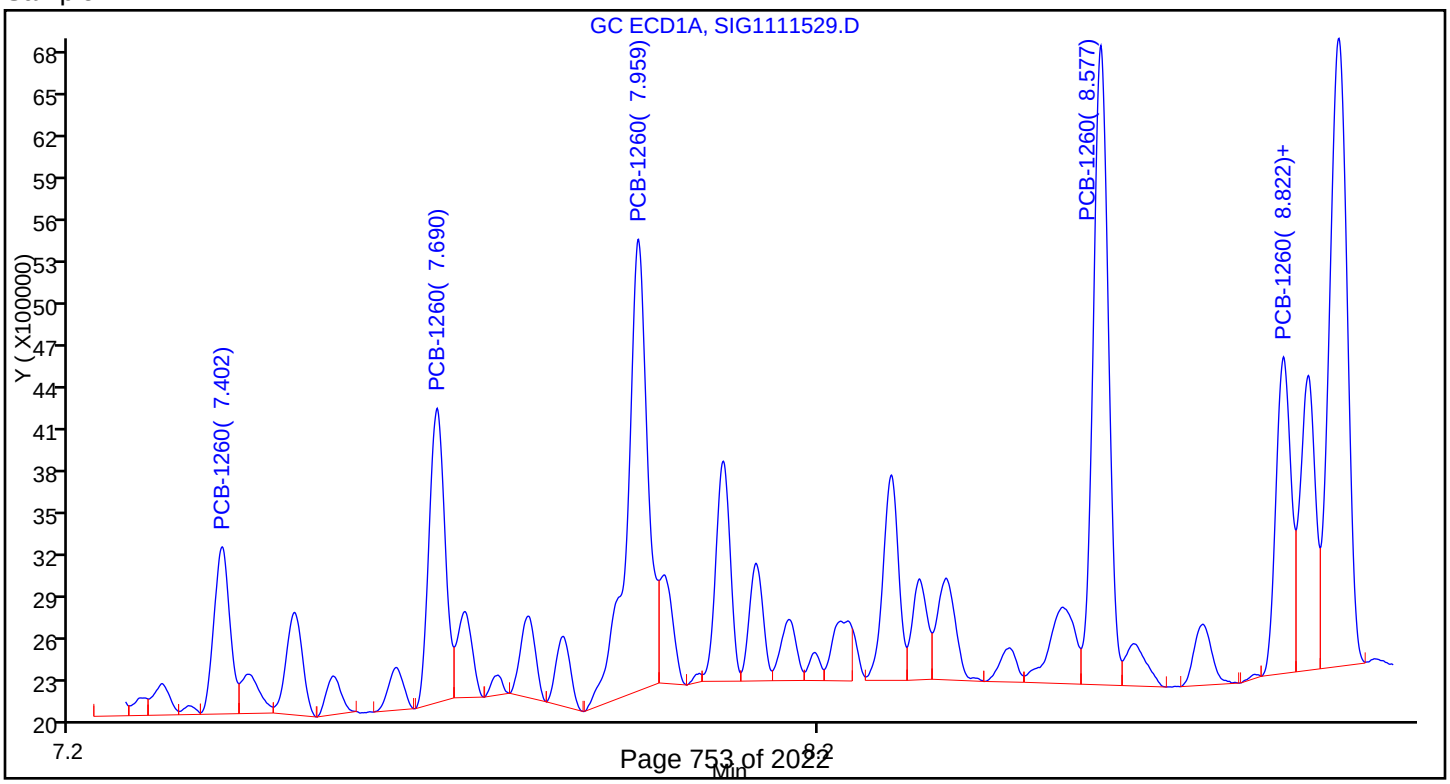

Report Date: 16-Nov-2017 07:08:55 Chrom Revision: 2.2 13-Nov-2017 17:19:06

TestAmerica Canton

Data File: \\ChromNA\Canton\ChromData\A2HP13\20171115-70731.b\SIG1111530.D

Injection Date:	16-Nov-2017 02:32:02	Instrument ID:	A2HP13	Operator ID:	
Lims ID:	240-87740-B-120-A	Lab Sample ID:	240-87740-120	Worklist Smp#:	30
Client ID:	G-SB-1816-00-01				
Injection Vol:	1.0 uL	Dil. Factor:	1.0000	ALS Bottle#:	30
Method:	PCB13 IS	Limit Group:	GC 8082A IS		

Y Scaling: Method Defined: Set to Absolute Y Value

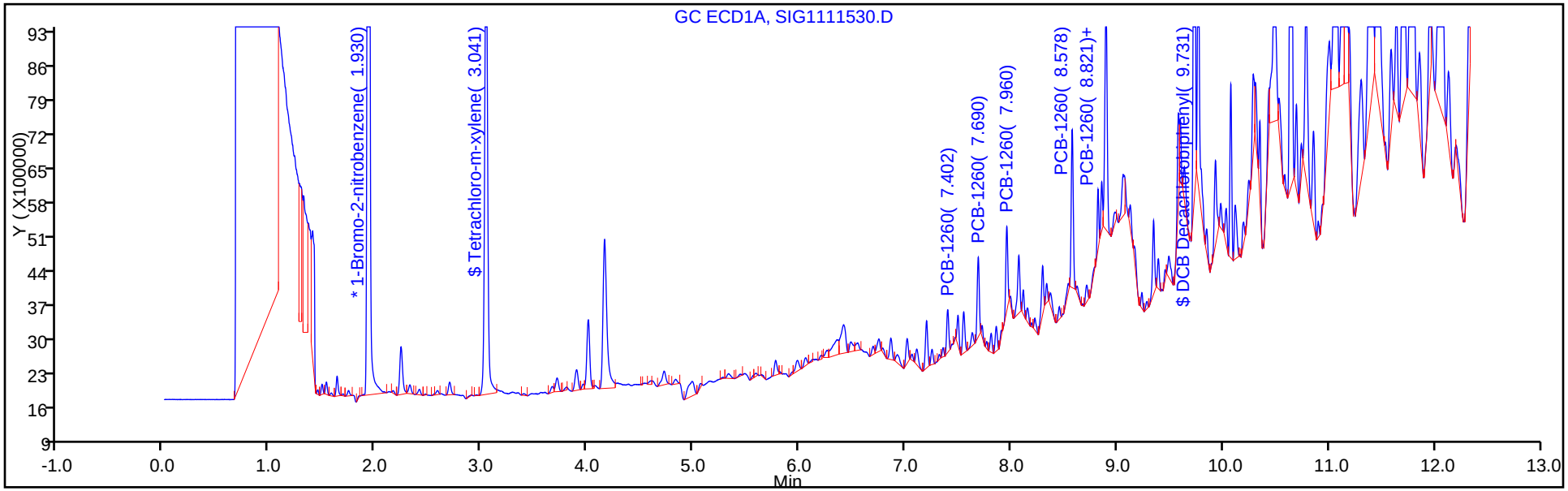

Y Scaling: Method Defined: Set to Absolute Y Value

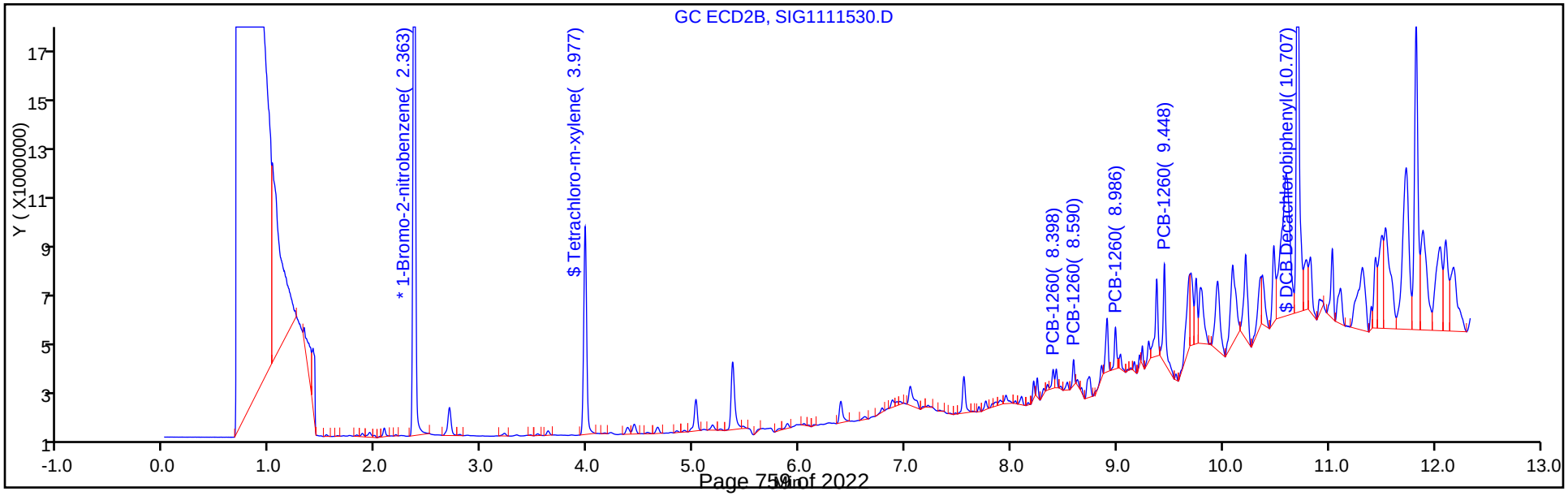

Report Date: 16-Nov-2017 07:08:55 Chrom Revision: 2.2 13-Nov-2017 17:19:06

TestAmerica Canton

Data File: \\ChromNA\Canton\ChromData\A2HP13\20171115-70731.b\SIG1111530.D

Injection Date:	16-Nov-2017 02:32:02	Instrument ID:	A2HP13		
Lims ID:	240-87740-B-120-A	Lab Sample ID:	240-87740-120		
Client ID:	G-SB-1816-00-01				
Operator ID:		ALS Bottle#:	30	Worklist Smp#:	30
Injection Vol:	1.0 uL	Dil. Factor:	1.0000		
Method:	PCB13 IS	Limit Group:	GC 8082A IS		
Column:		Detector	GC ECD1A		

10 PCB-1260, CAS: 11096-82-5

Calibration Sample, Level: 6

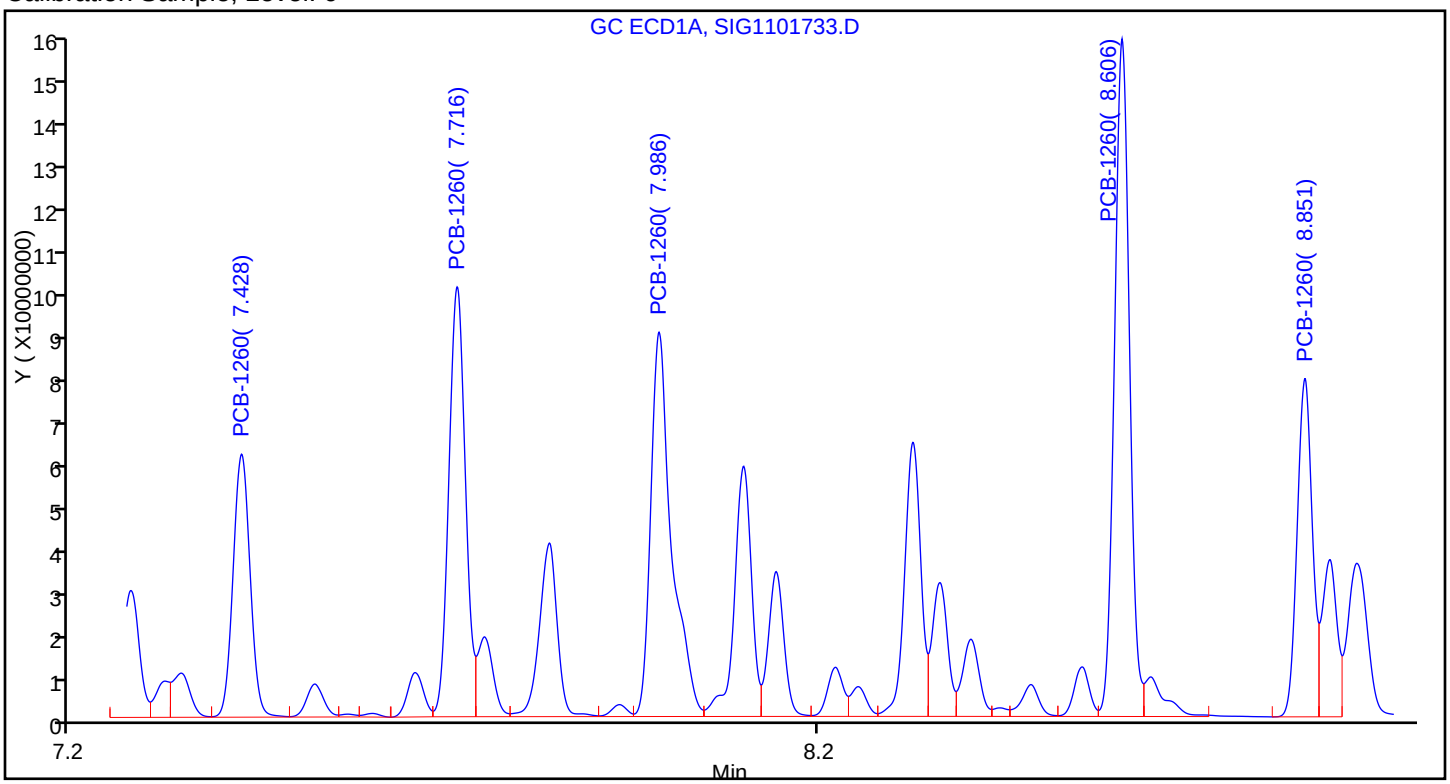

Sample

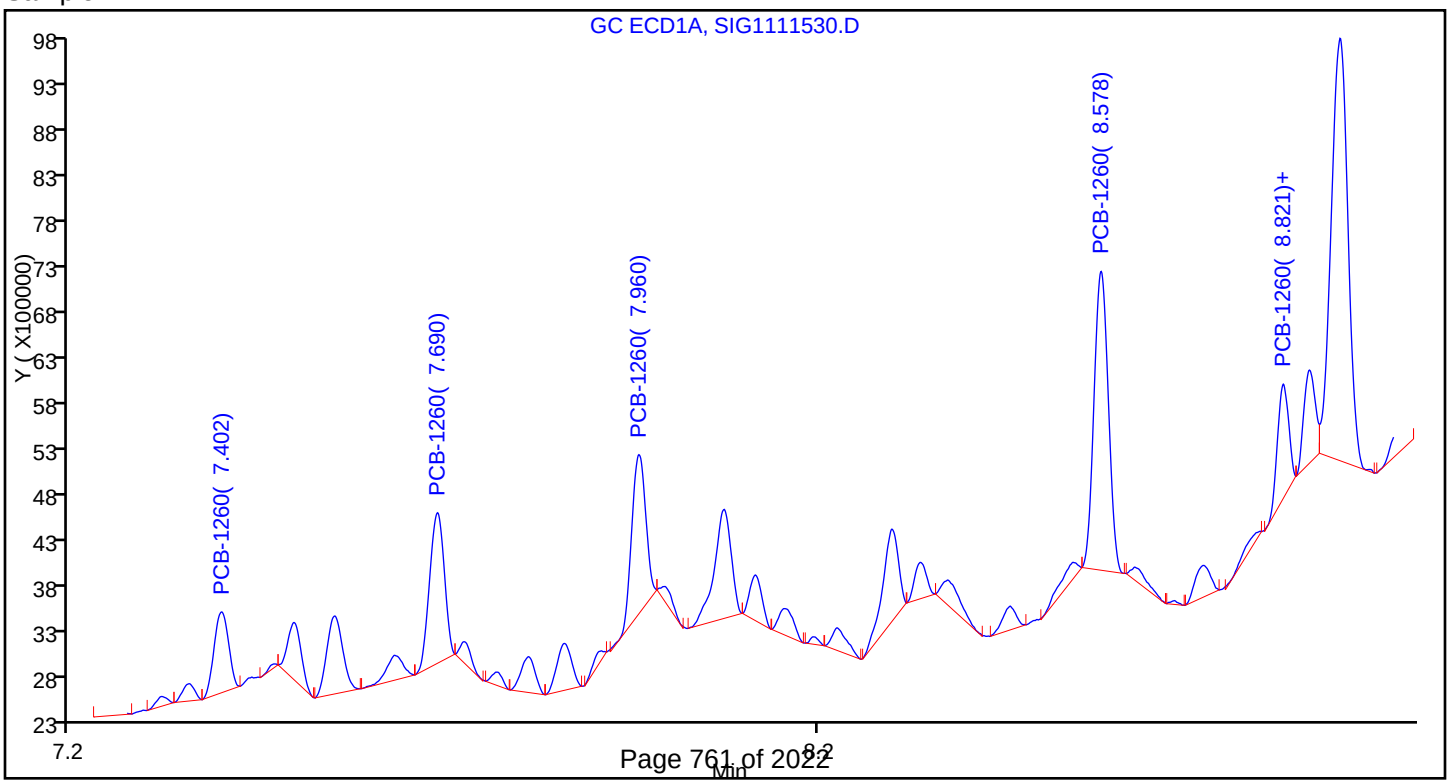

Report Date: 16-Nov-2017 07:08:57 Chrom Revision: 2.2 13-Nov-2017 17:19:06

TestAmerica Canton

Data File: \\ChromNA\Canton\ChromData\A2HP13\20171115-70731.b\SIG1111531.D

Injection Date:	16-Nov-2017 02:50:22	Instrument ID:	A2HP13	Operator ID:	
Lims ID:	240-87740-B-122-A	Lab Sample ID:	240-87740-122	Worklist Smp#:	31
Client ID:	G-SB-1817-00-01				
Injection Vol:	1.0 uL	Dil. Factor:	1.0000	ALS Bottle#:	31
Method:	PCB13 IS	Limit Group:	GC 8082A IS		

Y Scaling: Method Defined: Set to Absolute Y Value

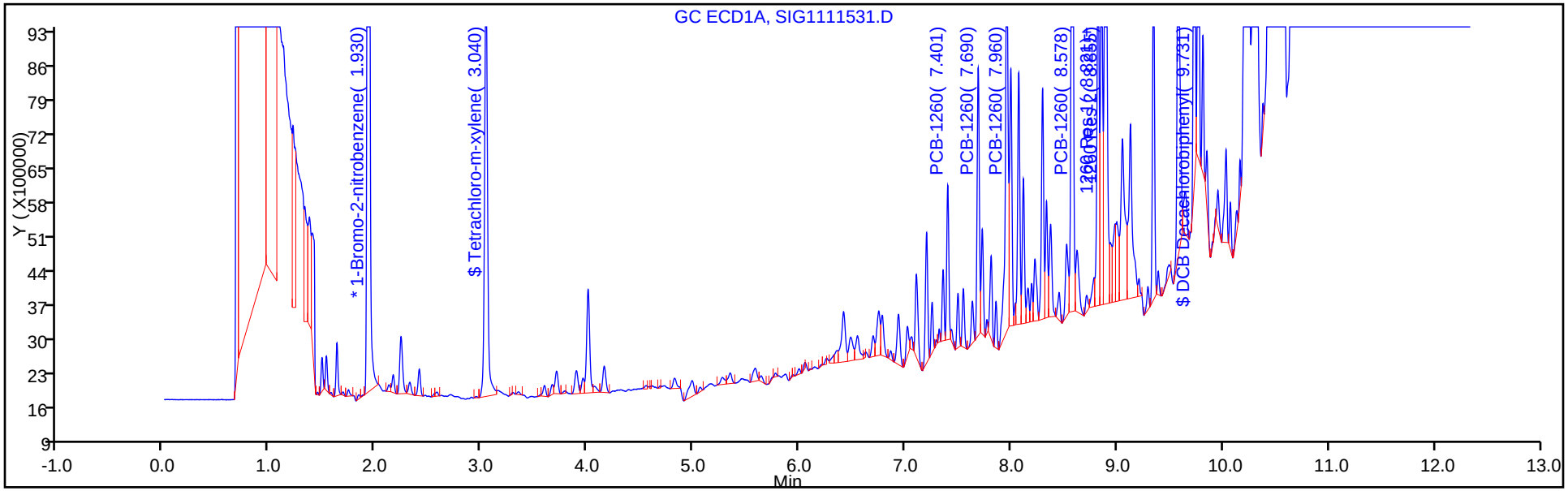

Y Scaling: Method Defined: Set to Absolute Y Value

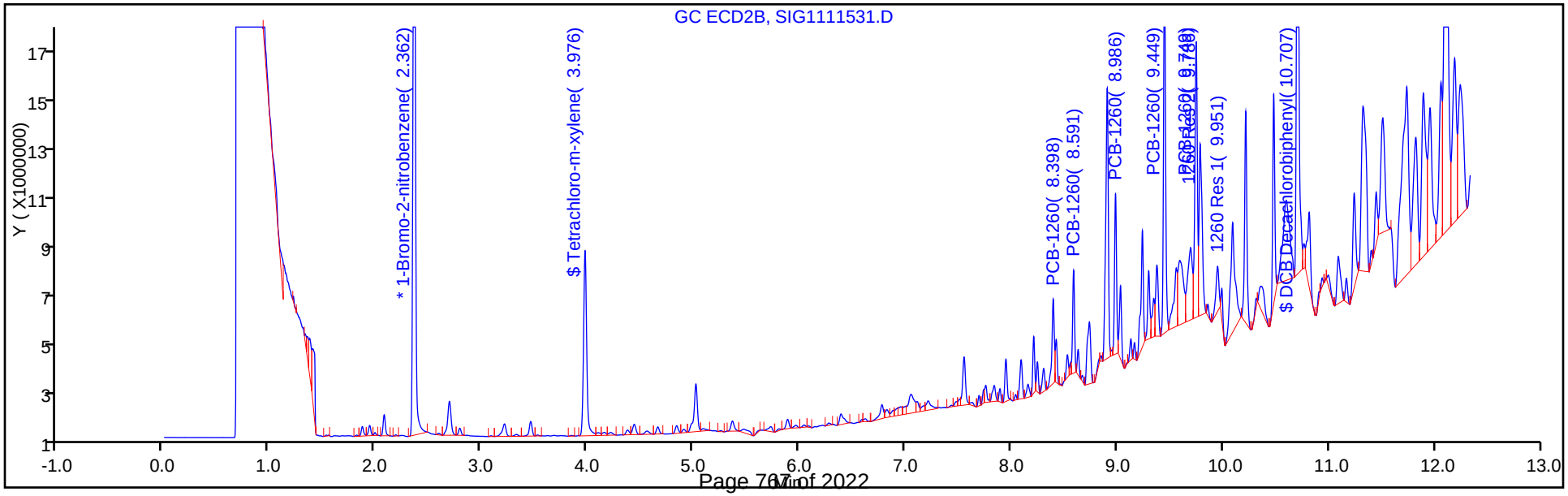

Report Date: 16-Nov-2017 07:08:57 Chrom Revision: 2.2 13-Nov-2017 17:19:06

TestAmerica Canton

Data File: \\ChromNA\Canton\ChromData\A2HP13\20171115-70731.b\SIG1111531.D

Injection Date:	16-Nov-2017 02:50:22	Instrument ID:	A2HP13		
Lims ID:	240-87740-B-122-A	Lab Sample ID:	240-87740-122		
Client ID:	G-SB-1817-00-01				
Operator ID:		ALS Bottle#:	31	Worklist Smp#:	31
Injection Vol:	1.0 uL	Dil. Factor:	1.0000		
Method:	PCB13 IS	Limit Group:	GC 8082A IS		
Column:		Detector	GC ECD1A		

10 PCB-1260, CAS: 11096-82-5

Calibration Sample, Level: 6

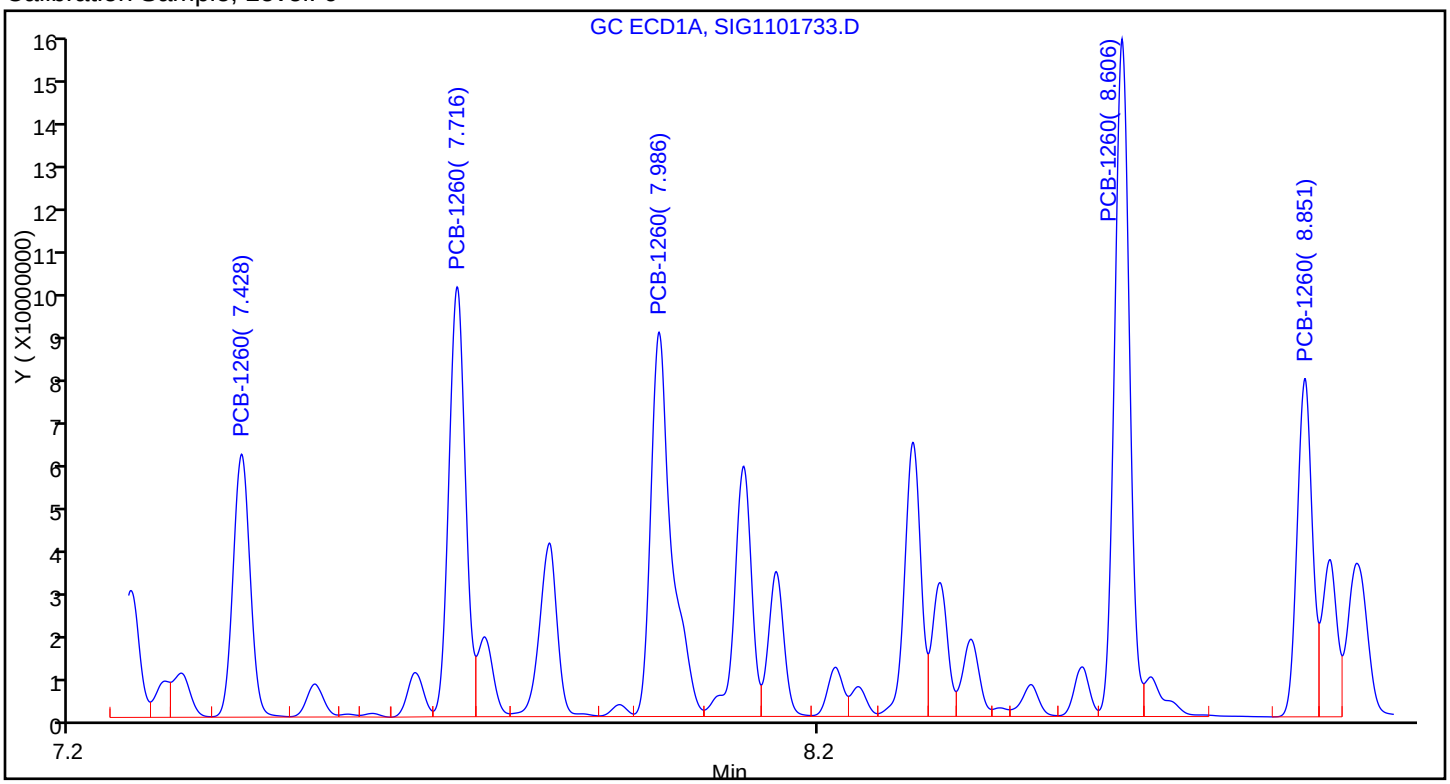

Sample

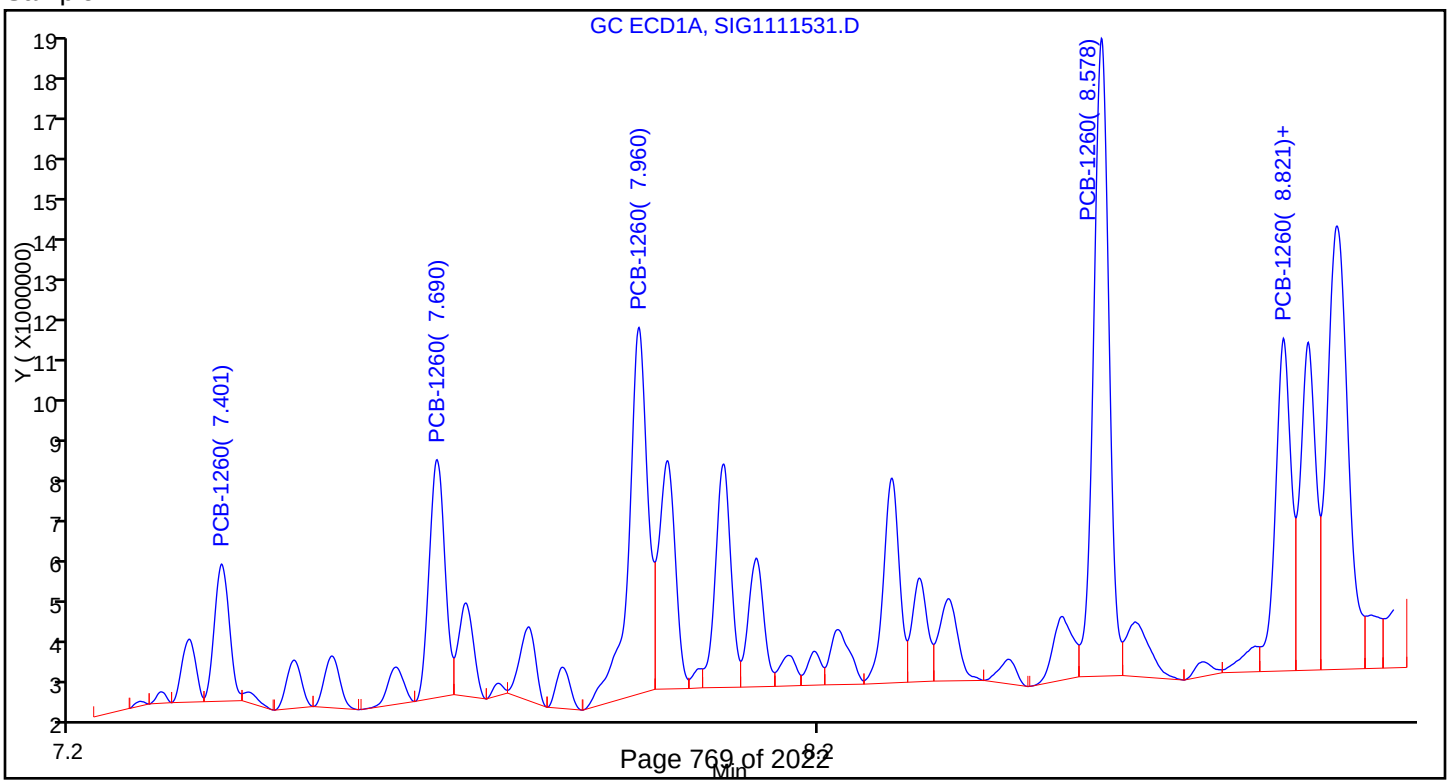

Appendix Table D-1
Chemical Data

LOCATION	CPP-SB-1771	CPP-SB-1772	CPP-SB-1773	CPP-SB-1774	CPP-SB-1775	CPP-SB-1776	CPP-SB-1777	CPP-SB-1778
SAMPLE ID	CPP-SB-1771-00-01	CPP-SB-1772-00-01	CPP-SB-1773-00-01	CPP-SB-1774-00-01	CPP-SB-1775-00-01	CPP-SB-1776-00-01	CPP-SB-1777-00-01	CPP-SB-1778-00-01
SAMPLE DATE	20171106	20171106	20171106	20171106	20171106	20171106	20171106	20171106
TOP DEPTH	0	0	0	0	0	0	0	0
BOTTOM DEPTH	1	1	1	1	1	1	1	1
PCBS (UG/KG)								
AROCLOR-1016	29 U	27 U	44 U	28 U	190 U	27 U	29 U	29 U
AROCLOR-1221	28 U	26 U	43 U	27 U	180 U	26 U	28 U	28 U
AROCLOR-1232	19 U	18 U	30 U	19 U	120 U	18 U	19 U	20 U
AROCLOR-1242	24 U	22 U	37 U	24 U	160 U	23 U	24 U	24 U
AROCLOR-1248	21 U	19 U	31 U	20 U	130 U	19 U	21 U	21 U
AROCLOR-1254	17 U	16 U	26 U	17 U	110 U	16 U	17 U	17 U
AROCLOR-1260	290 J+	26 J	1300	910	8300	20 U	480 J	44 J
AROCLOR-1262	9.7 U	9 U	15 U	9.5 U	62 U	9.1 U	9.7 U	9.8 U
AROCLOR-1268	24 U	22 U	37 U	24 U	160 U	23 U	24 U	24 U

Appendix Table D-1
Chemical Data

LOCATION	CPP-SB-1779	G-SB-1764	D-SB-1765	D-SB-1766	D-SB-1767	D-SB-1768	D-SB-1769	D-SB-1770
SAMPLE ID	CPP-SB-1779-00-01	G-SB-1764-00-01	D-SB-1765-00-01	D-SB-1766-00-01	D-SB-1767-00-01	D-SB-1768-00-01	D-SB-1769-00-01	D-SB-1770-00-01
SAMPLE DATE	20171106	20171108	20171106	20171106	20171106	20171106	20171106	20171106
TOP DEPTH	0	0	0	0	0	0	0	0
BOTTOM DEPTH	1	1	1	1	1	1	1	1
PCBS (UG/KG)								
AROCLOR-1016	28 U	28 U	31 U	29 U	29 U	29 U	29 U	29 U
AROCLOR-1221	27 U	27 U	30 U	27 U	28 U	28 U	28 U	28 U
AROCLOR-1232	18 U	19 U	21 U	19 U	19 U	19 U	19 U	19 U
AROCLOR-1242	23 U	24 U	26 U	24 U	24 U	24 U	24 U	24 U
AROCLOR-1248	20 U	20 U	22 U	20 U	20 U	20 U	21 U	20 U
AROCLOR-1254	16 U	17 U	18 U	17 U	17 U	17 U	17 U	17 U
AROCLOR-1260	77	31 J	260	21 U	22 U	43 J	22 U	22 U
AROCLOR-1262	9.2 U	9.4 U	10 U	9.5 U	9.6 U	9.6 U	9.7 U	9.6 U
AROCLOR-1268	23 U	24 U	26 U	24 U	24 U	24 U	24 U	24 U

Appendix Table D-1
Chemical Data

LOCATION	E-SB-1783	E-SB-1784	E-SB-1785	E-SB-1786	E-SB-1787	E-SB-1788	E-SB-1789	E-SB-1790
SAMPLE ID	E-SB-1783-00-01	E-SB-1784-00-01	E-SB-1785-00-01	E-SB-1786-00-01	E-SB-1787-00-01	E-SB-1788-00-01	E-SB-1789-00-01	E-SB-1790-00-01
SAMPLE DATE	20171106	20171106	20171106	20171106	20171106	20171106	20171106	20171106
TOP DEPTH	0	0	0	0	0	0	0	0
BOTTOM DEPTH	1	1	1	1	1	1	1	1
PCBS (UG/KG)								
AROCLOR-1016	27 U	27 U	28 U	29 U	29 U	27 U	27 U	27 U
AROCLOR-1221	26 U	26 U	27 U	27 U	28 U	26 U	26 U	26 U
AROCLOR-1232	18 U	18 U	19 U	19 U	19 U	18 U	18 U	18 U
AROCLOR-1242	23 U	23 U	23 U	24 U	24 U	23 U	22 U	22 U
AROCLOR-1248	19 U	19 U	20 U	20 U	21 U	19 U	19 U	19 U
AROCLOR-1254	16 U	16 U	190 J	17 U	17 U	16 U	16 U	16 U
AROCLOR-1260	23 J	480	21 U	48 J	440	20 U	85	20 U
AROCLOR-1262	9.1 U	9 U	9.3 U	9.5 U	9.7 U	9 U	9 U	9 U
AROCLOR-1268	23 U	23 U	23 U	24 U	24 U	23 U	22 U	22 U

Appendix Table D-1
Chemical Data

LOCATION	G-SB-1756	G-SB-1757	G-SB-1758	G-SB-1759	G-SB-1760	G-SB-1761	G-SB-1762	G-SB-1763
SAMPLE ID	G-SB-1756-00-01	G-SB-1757-00-01	G-SB-1758-00-01	G-SB-1759-00-01	G-SB-1760-00-01	G-SB-1761-00-01	G-SB-1762-00-01	G-SB-1763-00-01
SAMPLE DATE	20171107	20171107	20171107	20171108	20171108	20171108	20171108	20171108
TOP DEPTH	0	0	0	0	0	0	0	0
BOTTOM DEPTH	1	1	1	1	1	1	1	1
PCBS (UG/KG)								
AROCLOR-1016	28 U	28 U	28 U	28 U	30 U	28 U	28 U	150 U
AROCLOR-1221	27 U	27 U	27 U	27 U	29 U	27 U	27 U	150 U
AROCLOR-1232	19 U	19 U	19 U	19 U	20 U	19 U	19 U	100 U
AROCLOR-1242	23 U	23 U	23 U	24 U	25 U	23 U	23 U	130 U
AROCLOR-1248	20 U	20 U	20 U	20 U	21 U	20 U	20 U	110 U
AROCLOR-1254	1500 J	16 U	16 U	17 U	18 U	16 U	16 U	89 U
AROCLOR-1260	21 U	21 U	21 U	21 U	23 U	21 U	130	1300
AROCLOR-1262	9.4 U	9.3 U	9.3 U	9.5 U	10 U	9.4 U	9.3 U	51 U
AROCLOR-1268	23 U	23 U	23 U	24 U	25 U	23 U	23 U	130 U

Appendix Table D-1
Chemical Data

LOCATION	G-SB-1794	G-SB-1795	G-SB-1796	G-SB-1797	G-SB-1798	G-SB-1799	G-SB-1800	G-SB-1801
SAMPLE ID	G-SB-1794-00-01	G-SB-1795-00-01	G-SB-1796-00-01	G-SB-1797-00-01	G-SB-1798-00-01	G-SB-1799-00-01	G-SB-1800-00-01	G-SB-1801-00-01
SAMPLE DATE	20171108	20171108	20171108	20171107	20171107	20171107	20171107	20171107
TOP DEPTH	0	0	0	0	0	0	0	0
BOTTOM DEPTH	1	1	1	1	1	1	1	1
PCBS (UG/KG)								
AROCLOR-1016	27 U	28 U	27 U	28 U	29 U	28 U	27 U	27 U
AROCLOR-1221	26 U	27 U	26 U	26 U	28 U	27 U	26 U	26 U
AROCLOR-1232	18 U	19 U	18 U	18 U	19 U	19 U	18 U	18 U
AROCLOR-1242	22 U	23 U	23 U	23 U	24 U	24 U	23 U	22 U
AROCLOR-1248	19 U	20 U	19 U	19 U	20 U	20 U	19 U	19 U
AROCLOR-1254	16 U	16 U	16 U	16 U	17 U	17 U	56 J	16 U
AROCLOR-1260	20 U	21 U	21 U	21 U	22 U	21 U	20 U	20 U
AROCLOR-1262	9 U	29 J	9.2 U	9.2 U	9.6 U	9.5 U	9 U	8.9 U
AROCLOR-1268	22 U	23 U	23 U	23 U	24 U	24 U	23 U	22 U

Appendix Table D-1
Chemical Data

LOCATION	G-SB-1802	G-SB-1803	G-SB-1804	G-SB-1805	G-SB-1806	G-SB-1807	G-SB-1808	G-SB-1809
SAMPLE ID	G-SB-1802-00-01	G-SB-1803-00-01	G-SB-1804-00-01	G-SB-1805-00-01	G-SB-1806-00-01	G-SB-1807-00-01	G-SB-1808-00-01	G-SB-1809-00-01
SAMPLE DATE	20171107	20171107	20171107	20171107	20171107	20171107	20171107	20171108
TOP DEPTH	0	0	0	0	0	0	0	0
BOTTOM DEPTH	1	1	1	1	1	1	1	1
PCBS (UG/KG)								
AROCLOR-1016	27 U	28 U	28 U	28 U	28 U	27 U	29 U	29 U
AROCLOR-1221	26 U	27 U	27 U	26 U	27 U	26 U	28 U	28 U
AROCLOR-1232	18 U	19 U	19 U	18 U	19 U	18 U	20 U	19 U
AROCLOR-1242	22 U	24 U	24 U	23 U	24 U	23 U	25 U	24 U
AROCLOR-1248	19 U	20 U	20 U	20 U	20 U	19 U	21 U	20 U
AROCLOR-1254	16 U	17 U	17 U	16 U	16 U	16 U	17 U	17 U
AROCLOR-1260	20 U	21 U	21 U	21 U	21 U	21 U	22 U	22 U
AROCLOR-1262	8.9 U	14 J	9.5 U	9.2 U	30 J	9.1 U	41 J	9.6 U
AROCLOR-1268	22 U	24 U	24 U	23 U	24 U	23 U	25 U	24 U

Appendix Table D-1
Chemical Data

LOCATION	G-SB-1810	G-SB-1811	G-SB-1812	G-SB-1813	G-SB-1814	G-SB-1815	G-SB-1816	G-SB-1817
SAMPLE ID	G-SB-1810-00-01	G-SB-1811-00-01	G-SB-1812-00-01	G-SB-1813-00-01	G-SB-1814-00-01	G-SB-1815-00-01	G-SB-1816-00-01	G-SB-1817-00-01
SAMPLE DATE	20171108	20171108	20171108	20171108	20171108	20171108	20171108	20171108
TOP DEPTH	0	0	0	0	0	0	0	0
BOTTOM DEPTH	1	1	1	1	1	1	1	1
PCBS (UG/KG)								
AROCLOR-1016	29 U	29 U	140 U	27 U	32 U	27 U	30 U	29 U
AROCLOR-1221	28 U	28 U	130 U	26 U	31 U	26 U	29 U	28 U
AROCLOR-1232	20 U	20 U	93 U	18 U	21 U	18 U	20 U	19 U
AROCLOR-1242	25 U	25 U	120 U	22 U	27 U	23 U	25 U	24 U
AROCLOR-1248	21 U	21 U	99 U	19 U	23 U	19 U	21 U	21 U
AROCLOR-1254	17 U	17 U	81 U	16 U	19 U	16 U	17 U	17 U
AROCLOR-1260	22 U	22 U	100 U	20 U	140	46 J	27 J	150
AROCLOR-1262	72	86	46 U	8.9 U	11 U	9 U	9.9 U	9.7 U
AROCLOR-1268	25 U	25 U	120 U	22 U	27 U	23 U	25 U	24 U

Appendix Table D-1
Chemical Data

LOCATION	H-SB-1791	H-SB-1792	H-SB-1793	I-SB-1780	I-SB-1781	I-SB-1782
SAMPLE ID	H-SB-1791-00-01	H-SB-1792-00-01	H-SB-1793-00-01	I-SB-1780-00-01	I-SB-1781-00-01	I-SB-1782-00-01
SAMPLE DATE	20171107	20171107	20171107	20171107	20171107	20171107
TOP DEPTH	0	0	0	0	0	0
BOTTOM DEPTH	1	1	1	1	1	1
PCBS (UG/KG)						
AROCLOR-1016	56 U	340 U	57 U	27 U	30 U	65 U
AROCLOR-1221	54 U	330 U	55 U	26 U	29 U	62 U
AROCLOR-1232	37 U	230 U	38 U	18 U	20 U	43 U
AROCLOR-1242	47 U	280 U	47 U	23 U	25 U	54 U
AROCLOR-1248	40 U	240 U	40 U	19 U	21 U	46 U
AROCLOR-1254	33 U	200 U	33 U	16 U	18 U	38 U
AROCLOR-1260	64 J	570 J	110 J	71	72	97 J
AROCLOR-1262	19 U	110 U	19 U	9.1 U	10 U	22 U
AROCLOR-1268	47 U	280 U	47 U	23 U	25 U	54 U

APPENDIX E—INVESTIGATION-DERIVED WASTE DOCUMENTATION

362204

Please print or type. (Form designed for use on elite (12-pitch) typewriter.) D4 1800011503 SC PPW 10/10/2017 Form Approved. OMB No. 2050-0039

UNIFORM HAZARDOUS WASTE MANIFEST

1. Generator ID Number: MDR000524413
2. Page 1 of 1
3. Emergency Response Phone: (800) 483-3718
4. Manifest Tracking Number: 011589994 FLE

5. Generator's Name and Mailing Address
Middle River Complex
195 Chesapeake Park Plaza Rd
Middle River, MD 21220
Generator's Phone: (301) 528-3021

Generator's Site Address (if different than mailing address)
195 Chesapeake Park Plaza Rd
Baltimore, MD 21220

6. Transporter 1 Company Name: Clean Harbors Environmental Services, Inc.
U.S. EPA ID Number: MAD039322250

7. Transporter 2 Company Name:
U.S. EPA ID Number:

8. Designated Facility Name and Site Address
Spring Grove Resource Recovery Inc.
4879 Spring Grove Avenue
Cincinnati, OH 45232
Facility's Phone: (513) 681-5738
U.S. EPA ID Number: OHD000816629

9a. HM	9b. U.S. DOT Description (including Proper Shipping Name, Hazard Class, ID Number, and Packing Group (if any))	10. Containers No.	Type	11. Total Quantity	12. Unit Wt./Vol.	13. Waste Codes
x	1. UN3432, POLYCHLORINATED BIPHENYLS, SOLID, 9, PG III (PCBS)	17	DM	8500	P	NONE
	2. NON DOT REGULATED, (CHROMIUM HEXAVALENT, METHYL ETHYL KETONE), (MRC SSD FIRE WATER)	3	DM	150	G	NONE
	3.					
	4.					

14. Special Handling Instructions and Additional Information
1. CH1573692 ERG#171 17x 55DM
2. CH1573719 3x 55DM

15. GENERATOR'S/OFFEROR'S CERTIFICATION: I hereby declare that the contents of this consignment are fully and accurately described above by the proper shipping name, and are classified, packaged, marked and labeled/placarded, and are in all respects in proper condition for transport according to applicable international and national governmental regulations. If export shipment and I am the Primary Exporter, I certify that the contents of this consignment conform to the terms of the attached EPA Acknowledgment of Consent.
I certify that the waste minimization statement identified in 40 CFR 262.27(a) (if I am a large quantity generator) or (b) (if I am a small quantity generator) is true.

Generator's/Offeror's Printed/Typed Name: (V) Chr[illegible] Kettle
Signature: (V) [signature]
Month 1 Day 3 Year 18

16. International Shipments ☐ Import to U.S. ☐ Export from U.S. Port of entry/exit:
Transporter signature (for exports only): Date leaving U.S.:

17. Transporter Acknowledgment of Receipt of Materials
Transporter 1 Printed/Typed Name: CLYDE M. KNIGHT
Signature: [signature]
Month 1 Day 3 Year 18
Transporter 2 Printed/Typed Name:
Signature:
Month Day Year

18. Discrepancy
18a. Discrepancy Indication Space ☐ Quantity ☐ Type ☐ Residue ☐ Partial Rejection ☐ Full Rejection
Manifest Reference Number:
18b. Alternate Facility (or Generator)
U.S. EPA ID Number
Facility's Phone:
18c. Signature of Alternate Facility (or Generator)
Month Day Year

19. Hazardous Waste Report Management Method Codes (i.e., codes for hazardous waste treatment, disposal, and recycling systems)

1.	2.	3.	4.
H141	H141		

20. Designated Facility Owner or Operator: Certification of receipt of hazardous materials covered by the manifest except as noted in Item 18a
Printed/Typed Name
Signature
Month Day Year

GENERATOR / INT'L / TRANSPORTER / DESIGNATED FACILITY

EPA Form 8700-22 (Rev. 3-05) Previous editions are obsolete.

GENERATOR'S INITIAL COPY

Clean Harbors has the appropriate permits for and will accept the waste the generator is shipping.